CONESTOGA-ROVERS & ASSOCIATES

www.CRAworld.com



Final Report

RESOURCE CONSERVATION AND RECOVERY ACT FACILITY INVESTIGATION REPORT

Former Manual Transmissions of Muncie Facility
1200 West 8th Street
Muncie, Indiana

Prepared for: Revitalizing Auto Communities Environmental Response Trust

Conestoga-Rovers & Associates
6520 Corporate Drive
Indianapolis, Indiana 46278

June 2014 • 017324 • Report No. 10

Partners in Sustainability

Table of Contents

Page

Section 1.0 Introduction 1

Section 2.0 Background 1

2.1 Historical Ownership and Operations 1
2.2 Current Ownership and Operations 3
2.3 RCRA Regulatory History and Corrective Action Status 4

Section 3.0 Environmental Setting 5

3.1 Physiography and Topography 5
3.2 Land Use 5
3.2.1 Regional Land Use 5
3.2.2 Site-Specific Land Use 6
3.2.3 Adjacent Land Use 6
3.3 Geology 7
3.3.1 Regional Geology 7
3.3.2 Site-Specific Geology 7
3.4 Hydrogeology 8
3.4.1 Regional Hydrogeology 8
3.4.2 Site-Specific Hydrogeology 9
3.5 Surface Water Hydrology 10
3.5.1 Regional Surface Water Hydrology 10
3.5.2 Site-Specific Surface Water Hydrology 11
3.6 Ecological Setting 11
3.6.1 Regional Ecology 11
3.6.2 Site-Specific Ecology 12
3.7 Regional Water Supply and Groundwater Use 12
3.8 Regional Demographics 15
3.9 Regional Climate 15
3.10 Regional Plant Life 16
3.11 Regional Animal Life 17

Section 4.0 Source Characterization 17

4.1 AOI 1: SWMU 1 – Oily Aluminum Scrap Holding Area 18
4.1.1 Previous Investigations 19
4.2 AOI 2: SWMU 2 – WWTP 19
4.2.1 Previous Investigations 20
4.3 AOI 3: SWMU 3 – Hazardous Waste Storage Building (Former Delco Remy Warehouse) 21

Table of Contents
(Continued)

Page

4.3.1 Previous Investigations 21
4.4 AOI 4: SWMU 4 – Shot Peener 22
4.5 AOI 5: SWMU 5 – Shot Peener 23
4.6 AOI 6: SWMU 6 – Steel Scrap Crusher and Holding Area 23
4.7 AOI 7: SWMU 7 – Paint Room 24
4.8 AOI 8: SWMU 8 – Nylon Coating Machine 24
4.9 AOI 9: SWMU 9 – Degreasing Station 25
4.9.1 Previous Investigations 25
4.10 AOI 10: SWMU 10 – Degreasing Station 25
4.10.1 Previous Investigations 26
4.11 AOI 11: Underground Storage Tanks 26
4.11.1 AOI 11.1: Powerhouse USTs (T-1 through T-8) 26
4.11.1.1 Previous Investigations 27
4.11.2 AOI 11.2: Gasoline UST (T-9) 28
4.11.2.1 Previous Investigations 28
4.11.3 AOI 11.3: Gasoline UST (T-10) and Diesel UST (T-11)....28
4.11.3.1 Previous Investigations 29
4.11.4 AOI 11.4: Gasoline UST (T-12) 30
4.11.4.1 Previous Investigations 30
4.11.5 AOI 11.5: Quench Oil UST (T-13) 31
4.11.5.1 Previous Investigations 31
4.11.6 AOI 11.6: Quench Oil UST (T-14) 32
4.11.6.1 Previous Investigations 32
4.11.7 AOI 11.7: Hydraulic Oil USTs (T-15 and T-16)....33
4.11.8 AOI 11.8: Oil USTs (T-17 and T-18) 33
4.11.8.1 Previous Investigations 34
4.11.9 AOI 11.9: Fuel Oil UST (T-19) 34
4.11.9.1 Previous Investigations 34
4.11.10 AOI 11.10: Quench Oil UST (T-20) 36
4.11.10.1 Previous Investigations 36
4.12 AOI 12: Above Ground Storage Tanks 37
4.12.1 AOI 12.1: Oil House ASTs (T-1 through T-12) 37
4.12.2 AOI 12.2: Powerhouse ASTs (T-13 through T-17)....38
4.12.3 AOI 12.3: Heat Treat ASTs (T-18 and T-19)....38
4.12.4 AOI 12.4: Northwest Corner of Plant ASTs (T-20 through T 22)....39
4.12.5 AOI 12.5: WWTP ASTs (T-23 through T-29)....40
4.12.5.1 Previous Investigations 43
4.12.6 AOI 12.6: WWTP Building ASTs (T-30 through T-56)....44

Table of Contents
(Continued)

		Page
4.13	AOI 13: Former Chicago Pump House	45
4.13.1	Previous Investigations	46
4.14	AOI 14: Former Rail Lines	46
4.14.1	AOI 14.1: Former Rail Line West of Heat Treat Building	47
4.14.1.1	Previous Investigations	47
4.14.2	AOI 14.2: Former Rail Line East of Heat Treat Building	47
4.14.3	AOI 14.3: Former Rail Line North of Power House	48
4.14.4	AOI 14.4: Former Rail Line North of Lamb Operation	49
4.14.4.1	Previous Investigations	49
4.15	AOI 15: Former Cooling Pond and Adjacent Former Coal Storage	49
4.15.1	Previous Investigations	49
4.16	AOI 16: Former Delco Remy Property	50
4.16.1	Previous Investigations	51
4.17	AOI 17: Former Bone Yard	52
4.17.1	Previous Investigations	52
4.18	AOI 18: Main Fork Truck Battery Charging Area	52
4.18.1	Previous Investigations	52
4.19	AOI 19: Gleason Machines	53
4.19.1	Previous Investigations	53
4.20	AOI 20: Oil Houses	54
4.20.1	AOI 20.1: Oil House Inside Main Manufacturing Building	54
4.20.2	AOI 20.2: Oil House Outside Main Manufacturing Building	54
4.21	AOI 21: Outdoor Chemical Storage Area	54
4.22	AOI 22: Substation 6	55
4.22.1	Previous Investigations	55
4.23	AOI 23: Substation 3	55
4.23.1	Previous Investigations	56
4.24	AOI 24: Primary Substation	56
4.24.1	Previous Investigations	56
4.25	AOI 25: East Shipping and Receiving Dock	57
4.25.1	Previous Investigations	57
4.26	AOI 26: Locker Room Entrance/Cell 62	58
4.26.1	Previous Investigations	58
4.27	AOI 27: Tool Hardening	58
4.27.1	Previous Investigations	59
4.28	AOI 28: Heat Treat Building	59
4.28.1	Previous Investigations	60

Table of Contents
(Continued)

		Page
4.29	AOI 29: Powerhouse	61
4.30	AOI 30: Carpenter Shop Concrete Pad	62
4.30.1	Previous Investigations	62
4.31	AOI 31: Parking Lots East and South of Plant	63
4.31.1	Previous Investigations	64
4.32	AOI 32: Below Grade Infrastructure	65
4.33.1	Previous Investigations	66
4.33	AOI 33: Documented Releases from Industrial and Sanitary Sewers	66
4.34	AOI 34: Storm Sewers – MH#1 through MH#5	67
4.35	AOI 35: Site-Wide Groundwater	70
4.36	AOI 36: Adjacent (Upgradient) Dry Cleaning Operations	71
Section 5.0	**RCRA Facility Investigation**	**71**
5.1	Soil Sampling	72
5.2	Monitoring Well Installation	73
5.3	Monitoring Well Development	73
5.4	Groundwater Elevation Measurement	73
5.5	Groundwater Sampling	74
5.6	Sample Tracking and Data Management	74
5.7	Laboratory Data and Data Validation	75
Section 6.0	**Discussion of Results**	**76**
6.1	Background Soil Quality Sampling	76
6.2	AOI 1: SWMU 1 – Oily Aluminum Scrap Holding Area	76
6.3	AOI 2: SWMU 2 – WWTP	77
6.4	AOI 3: SWMU 3 – Hazardous Waste Storage Building (Former Delco Remy Warehouse)	77
6.5	AOI 9: SWMU 9 – Degreasing Station	78
6.6	AOI 11: USTs	79
6.6.1	AOI 11.1: Powerhouse USTs (T-1 through T-8)	79
6.7	AOI 13: Former Chicago Pump House	79

Table of Contents
(Continued)

Page

6.8 AOI 14: Former Rail Lines 79
6.8.1 AOI 14.1: Former Rail Line West of Heat Treat Building 79
6.8.2 AOI 14.2: Former Rail Line East of Heat Treat Building 81
6.8.3 AOI 14.3: Former Rail Line North of Power House 81
6.9 AOI 16: Former Delco Remy Property 82
6.10 AOI 18: Main Fork Truck Battery Charging Area 82
6.11 AOI 20: Oil Houses 82
6.11.1 AOI 20.1: Oil House Inside Main Manufacturing Building 82
6.11.2 AOI 20.2: Oil House Outside Main Manufacturing Building 83
6.12 AOI 21: Outdoor Chemical Storage Area 84
6.13 AOI 25: East Shipping and Receiving Dock 84
6.14 AOI 26: Locker Room Entrance/Cell 62 85
6.15 AOI 27: Tool Hardening 85
6.16 AOI 28: Heat Treat Building 85
6.17 AOI 29: Powerhouse 86
6.18 AOI 30: Carpenter Shop Concrete Pad 86
6.19 AOI 31: Parking Lots East and South of Plant 87
6.20 AOI 32: Below Grade Infrastructure 87
6.21 AOI 35: Site-Wide Groundwater 88

Section 7.0 Baseline Human Health Risk Assessment 89

7.1 Purpose and Objectives 90
7.2 Data Screening 90
7.2.1 Background Soil Concentrations 91
7.2.2 Soil COPCs 92
7.2.2.1 Volatile Organic Compounds (VOCs) 92
7.2.2.2 Semi-Volatile Organic Compounds (SVOCs) 93
7.2.2.3 Polychlorinated Biphenyls (PCBs) 93
7.2.2.4 Metals 93
7.2.3 Groundwater COPCs 93
7.2.3.1 Volatile Organic Compounds 93
7.2.3.2 Semi-Volatile Organic Compounds 94
7.2.3.3 Metals 94
7.3 Reverse Risk Assessment 94
7.3.1 Hazard Identification 95
7.3.2 Conceptual Site Model (CSM) 95
7.3.3 Summary of Exposure Media Data and RHHRA COPCs 97

Table of Contents
(Continued)

		Page
7.3.4	Site-Specific Risk Characterization	98
7.3.4.1	Derivation of Site-Specific Screening Levels (SSSLs)	99
7.3.4.2	Risk/Hazard Assessment	101
7.3.5	Comparison of SSSLs to Exposure Media Concentrations	102
7.3.5.1	On-Site Risk Characterization	102
7.3.5.2	Off-Site Groundwater Risk Characterization	103
7.3.5.3	Risk Characterization Summary	104
7.4	Risk Assessment Summary	107
7.4.1	Summary of Risk Drivers in Soil	107
7.4.2	Summary of Risk Drivers in Groundwater	108
7.5	Risk Assessment Conclusions	108
Section 8.0	**References**	**108**

List of Figures
(Following Text)

Figure 1	Site Location Map
Figure 2	Historical Site Layout
Figure 3	Chronology of Site Construction
Figure 4	Hydra Matic Muncie Plant Department Map
Figure 5	New Venture Gear Department Map
Figure 6	2005 Aerial Image
Figure 7	2012 Zoning Map
Figure 8	Physiographic Divisions of Indiana
Figure 9	Bedrock Geology of Indiana
Figure 10	Generalized Stratigraphic Column for Paleozoic Rocks in Indiana
Figure 11	Cross Section Locations
Figure 12	Cross Section A-A'
Figure 13	Cross Section B-B'
Figure 14	Cross Section C-C'
Figure 15	Cross Section D-D'
Figure 16	Groundwater Elevation Contours – December 2011
Figure 17	Principal Streams of White River Drainage Basin
Figure 18	Wetlands Inventory Map
Figure 19	Water Well Locations
Figure 20	Muncie, Indiana Wind Rose
Figure 21	Locations of AOIs
Figure 22	Miscellaneous Soil Sample Result
Figure 23	Former Aboveground Storage Tank Locations
Figure 24	AOI 3: SWMU 3 – Hazardous Waste Storage Building (Former Delco Remy Warehouse)
Figure 25	AOI 10: SWMU 10 – Degreasing Station

List of Figures
(Continued)

Figure 26	Former Underground Storage Tank Locations
Figure 27	AOI 11.1: Powerhouse USTs (T-1 through T-8)
Figure 28	AOI 11.2: Gasoline UST (T-9)
Figure 29	AOI 11.3: Gasoline UST (T-10) and Diesel UST (T-11)
Figure 30	AOI 11.4: Gasoline UST (T-12)
Figure 31	AOI 11.5: Quench Oil UST (T-13)
Figure 32	AOI 11.6: Quench Oil UST (T-14)
Figure 33	AOI 11.9: Fuel Oil UST (T-19)
Figure 34	AOI 11.10: Quench Oil UST (T-20)
Figure 35	AOI 12.5: WWTP ASTs (T-23 through T-29)
Figure 36	AOI 14.1: Former Rail Line West of Heat Treat Building
Figure 37	AOI 14.4: Former Rail Line North of Lamb Operation
Figure 38	AOI 15: Former Cooling Pond and Adjacent Former Coal Storage
Figure 39a	AOI 16: Former Delco Remy Property – VOCs
Figure 39b	AOI 16: Former Delco Remy Property – SVOCs
Figure 39c	AOI 16: Former Delco Remy Property – PCBs and Metals
Figure 40	AOI 17: Former Bone Yard
Figure 41	AOI 19: Gleason Machines
Figure 42	AOI 27: Tool Hardening
Figure 43	AOI 28: Heat Treat Building
Figure 44	Approximate Locations of Pits, Sumps, and Trenches
Figure 45	AOI 29: Powerhouse
Figure 46	AOI 30: Carpenter Shop Concrete Pad
Figure 47a	AOI 31: Parking Lots East and South of the Plant - VOCs
Figure 47b	AOI 31: Parking Lots East and South of the Plant – SVOCs, PCBs, and Metals
Figure 48	AOI 32: Below Grade Infrastructure

List of Figures
(Continued)

Figure 49	Site Sewer Plan
Figure 50	MTM Manhole Investigation
Figure 51	AOI 36: Adjacent (Upgradient) Dry Cleaning Operations
Figure 52	RFI Soil Sample Locations
Figure 53	Groundwater Sample Locations
Figure 54	Background Soil Sample Locations
Figure 55	AOI 1: SWMU 1 – Oily Aluminum Scrap Holding Area
Figure 56	AOI 2: SWMU 2 – WWTP
Figure 57	AOI 9: SWMU 9 – Degreasing Station
Figure 58	AOI 13: Former Chicago Pump House
Figure 59	AOI 14.2: Former Rail Line East of Heat Treat Building
Figure 60	AOI 14.3: Former Rail Line North of Power House
Figure 61	AOI 18: Main Fork Truck Battery Charging Area
Figure 62	AOI 20.1: Oil House Inside Main Manufacturing Building
Figure 63	AOI 20.2: Oil House Outside Main Manufacturing Building
Figure 64	AOI 21: Outdoor Chemical Storage Area
Figure 65	AOI 25: East Shipping and Receiving Dock
Figure 66	AOI 26: Locker Room Entrance/Cell 62
Figure 67	Site-Wide Borehole Water/Groundwater Grab Sample Data
Figure 68a	Site-Wide Groundwater Quality – VOCs (1988 to 1996)
Figure 68b	Site-Wide Groundwater Quality – VOCs (1997 to 2000)
Figure 68c	Site-Wide Groundwater Quality – VOCs (2001 to 2005)
Figure 68d	Site-Wide Groundwater Quality – VOCs (2006 to 2010)
Figure 68e	Site-Wide Groundwater Quality – VOCs (2011 to 2013)
Figure 68f	Site-Wide Groundwater Quality – VOCs (2014)
Figure 69	Site-Wide Groundwater Quality – SVOCs (All Dates)

List of Figures
(Continued)

Figure 70 Site-Wide Groundwater Quality – PCBs (All Dates)

Figure 71 Site-Wide Groundwater Quality – Metals (All Dates)

Figure 72 On-Site Soil Exceedances of SSSLs

Figure 73 On-Site Groundwater Exceedances of SSSLs

Figure 74 Off-Site Groundwater Exceedances of SSSLs

List of Tables
(Following Text)

Table 1 History of Operational Entities

Table 2 Historical Groundwater Elevations

Table 3 Ecological Habitat Matrix

Table 4 List of AOIs

Table 5 Sample Key

Table 6 Monitoring Well Stabilization Parameters

Table 7 Background Soil Quality Data

Table 8 Human Health Risk Drivers – On-Site Soil

Table 9 Human Health Risk Drivers – On-Site Groundwater

Table 10 Human Health Risk Drivers – Off-Site Groundwater

List of Appendices

Appendix A Relevant Historical Property Document Excerpts

- A.1 ALTA / ACSM Land Title Survey
- A.2 Former Delco Remy Property Drawings
- A.3 Oblique Aerial Photographs of the Site
- A.4 Quench Oil Material Safety Data Sheets

Appendix B RCRA Facility Assessment PR/VSI Report and CERCLA Preliminary Assessment Report

Appendix C U.S. EPA Fish Consumption Advisory

Appendix D Flood Insurance Rate Map

Appendix E IDNR Water Well Logs

Appendix F Endangered Species List

Appendix G Site-Wide Analytical Data

- G.1 Soil Quality Data
- G.2 Borehole Water and Groundwater Grab Sample Quality Data
- G.3 Groundwater Quality Data

Appendix H Sanborn Maps

Appendix I Historical Borehole Stratigraphic and Monitoring Well Instrumentation Logs

Appendix J RFI Borehole Stratigraphic and Monitoring Well Instrumentation Logs

Appendix K Laboratory Analytical Results and Data Validation Memorandum

Appendix L Site-Specific Screening Level (SSSL) Derivation

List of Acronyms

ABB-ES	ABB Environmental Services, Inc.
Acustar	Acustar New Process Gear, Inc.
AEP	American Electric Power
amsl	above mean sea level
AOI	Area of Interest
AO	Administrative Order
bgs	below ground surface
BTEX	Benzene, Toluene, Ethylbenzene, and Xylene
CERCLA	Comprehensive Environmental Response, Compensation, and Liability Act
CFR	Code of Federal Regulations
cfs	cubic feet per second
cis-1,2-DCE	cis-1,2-Dichloroethene
CITW	Commercial/Industrial Tap Water Use (and Direct Contact)
CIV	Commercial/Industrial Vapor
CIWs	Commercial/Industrial Workers
cm^2	square centimeters
COC	Chain of Custody
COPCs	Constituents of Potential Concern
CRA	Conestoga-Rovers & Associates
Csat	Saturation Concentration
CSM	Conceptual Site Model
CTE	Central Tendency Exposure
DAF	Dissolved Air Flotation
1,1-DCA	1,1-Dichloroethane
1,1-DCE	1,1-Dichloroethene
DF	Detection Frequency
DL	Detection Limit
DWB	Drinking Water Branch
Es	Construction (Excavation) Workers
ECS	Enforcement Compliance Schedule
EDD	Electronic Data Deliverable
EPCs	Exposure Point Concentrations
ERC	Environmental Restrictive Covenant
FCA	Fish Consumption Advisory
FEMA	Federal Emergency Management Agency
GM	General Motors LLC

List of Acronyms (Continued)

GMC	General Motors Corporation
gpd	gallons per day
gpm	gallons per minute
GRAS	Generally Regarded as Safe
GRO	Gasoline Range Organic
Harding	Harding ESE, Inc.
HEM	Hexane Extractable Material
Heritage	Heritage Environmental Services LLC
IAWC	Indiana American Water Company
IDCL	Industrial Default Closure Level
IDEM	Indiana Department of Environmental Management
IDNR	Indiana Department of Natural Resources
LNAPL	Light Non-Aqueous Phase Liquid
LUST	Leaking UST
MCLs	Maximum Contaminant Levels
MEK	Methyl Ethyl Ketone
Metcalf & Eddy	Metcalf & Eddy, Inc.
mg/kg	milligrams per kilogram
MLC	Motors Liquidation Company
MPD	Muncie Products Division
MS/MSD	Matrix Spike/Matrix Spike Duplicate
MSDSs	Material Safety Data Sheets
MTBE	Methyl tert-butyl ether
MTG	Migration to Groundwater
MTM	Manual Transmissions of Muncie
NCDC	National Climatic Data Center
NFA	No Further Action
NFRAP	No Further Remedial Action Planned
NOAA	National Oceanic and Atmospheric Administration
NOI	Notice of Intent
NPDES	National Pollutant Discharge Elimination System
NVG	New Venture Gear, Inc.
OER	Office of Environmental Response
OLQ	Office of Land Quality
PA	Preliminary Assessment

List of Acronyms (Continued)

PAHs	Polycyclic Aromatic Hydrocarbons
1,1,2,2-PCA	1,1,2,2‑Tetrachloroethane
PCBs	Polychlorinated Biphenyls
PCE	PCE
PCs	Potential Contaminants
PID	Photoionization Detector
PNAs	Polynuclear Aromatic Hydrocarbons
POTW	Publicly Owned Treatment Works
PR	Preliminary Review
PSP Realty	PSP Realty Incorporated
PVC	Polyvinyl Chloride
PWS	Public Water Supplies
QA/QC	Quality Assurance/Quality Control
QAPP	Quality Assurance Project Plan
RACER	Revitalizing Auto Communities Environmental Response
RAGS	Risk Assessment Guidance for Superfund
RCG	Remediation Closure Guide
RCRA	Resource Conservation and Recovery Act
RDCL	Residential Default Closure Level
RECs	Recreators
RFA	RCRA Facility Assessment
RFI	RCRA Facility Investigation
RHHRA	Refined Human Health Risk Assessment
RME	Reasonable Maximum Exposure
ROs	Remediation Objectives
RRA	Reverse Risk Assessment
Rs	Residents
RSL	Regional Screening Level
RVI	Residential Vapor Inhalation
SOPs	Standard Operating Procedures
SOW	Scope of Work
SSSLs	Site-Specific Screening Levels
SVOCs	Semi Volatile Organic Compounds
SWMUs	Solid Waste Management Units
Tap	Residential Drinking Water

List of Acronyms
(Continued)

TCA	Trichloroethane
TCE	TCE
TestAmerica	TestAmerica Laboratories in North Canton, Ohio
TPH	Total Petroleum Hydrocarbons
Ts	Trespassers
TSCA	Toxic Substances Control Act
U.S. EPA	United States Environmental Protection Agency
UCL	Upper Confidence Limit
USCS	Unified Soil Classification System
USDA	United States Department of Agriculture
USGS	United States Geological Survey
USTBGM	Underground Storage Tank Branch Guidance Manual
USTs	Underground Storage Tanks
VCP	Vitrified Clay Pipe
VOCs	Volatile Organic Compounds
VSI	Visual Site Inspection
WWTP	Wastewater Treatment Plant
µg	micrograms
µg/100 cm^2	micrograms per 100 square centimeters

Section 1.0 Introduction

Review of the United States Environmental Protection Agency (U.S. EPA) Resource Conservation and Recovery Act (RCRA) Corrective Action Site Progress Profile[1] for 1200 West 8th Street in Muncie, Indiana (Property or Site), indicates that the Property was assessed on January 19, 1990. The 1990 RCRA Facility Assessment (RFA) concluded that a RCRA Facility Investigation (RFI) of the Site was required. Conestoga-Rovers & Associates (CRA) has prepared this RFI Report, on behalf of the Revitalizing Auto Communities Environmental Response (RACER) Trust, to summarize the RFI in accordance with the conclusions of the 1990 RFA.

The information presented in this RFI Report describes the areas of known or potential environmental impairment, referred to as Areas of Interest (AOIs), the historical investigations conducted at each AOI (if any), and the procedures, methods, and results of the field investigations conducted during the RFI. The information includes a comparison of both historical and RFI data with Indiana Department of Environmental Management (IDEM) generic Screening Levels[2] to identify whether there has been a significant release of hazardous waste or hazardous constituents from each AOI. Where a potentially significant release was identified, the nature and extent of hazardous constituents in the environmental media are discussed. A Refined Human Health Risk Assessment (RHHRA) is included in this RFI Report to provide a basis for determining whether the presence of hazardous constituents pose a current unacceptable risk to human health that would warrant corrective measures.

Section 2.0 Background

The Site consists of the property with a municipal address of 1200 West 8th Street, Muncie, Delaware County, Indiana, as well as surrounding properties east of Elliot Street and south of 8th Street as defined on Figure 1 (Site Location Map). The historical operational areas of the Site consist of approximately 62 acres of land, including an approximately 1.2 million square foot manufacturing building and several outlying buildings and structures as presented on Figure 2 (Historical Site Layout). At present, no above grade structures remain at the Site. A land title survey, including a legal property description of the Site, is included in Appendix A.1.

2.1 Historical Ownership and Operations

With the exception of the Carpenter Shop constructed in 1899, the Site was reportedly either utilized for agricultural purposes for various types of crops or consisted of vacant undeveloped land prior to industrial development in 1904 (northern portion) and 1920 (southern portion).

[1] www.epa.gov/enviro/facts/rcrainfo, accessed March 25, 2014
[2] IDEM's Remediation Closure Guide, dated March 22, 2012 and related amendments through March 5, 2014

Prior to use as a woodworking shop, the Carpenter Shop was utilized by Warner Lamp Company and by an underwear company.

The Site operated under various divisions of General Motors Corporation (GMC) beginning in 1904. Manufacturing operations began at the Site in 1904 when the northern 18 acres of the Site were developed with the construction of the former Delco Remy Battery Plant (former Battery Plant). Operations conducted at the former Battery Plant included the manufacture of lead acid batteries. Based on the review of available information, the primary operations conducted at the former Battery Plant included grid and parts molding, plate curing, oxide manufacturing and grinding, battery case cleaning, battery assembly, battery charging, and lead reclamation. Ancillary operations included receipt and storage of raw materials, maintenance activities, shipment of finished products, and administrative activities. Based on the review of previous environmental documentation, slag residue containing lead was historically stored outside of the former Battery Plant on bare ground. Historical drawings showing the former Battery Plant layout, including some subsurface structures, in 1949, 1956, and 1972 are provided in Appendix A.2.

The southern 44 acres of the Site were purchased by GMC in 1919 and the Muncie Products Division (MPD) of GMC was constructed in 1920. After several plant expansions and updates, the Property was developed to include a manufacturing building (approximately 1.2 million square feet in size) and several outlying buildings and structures [i.e., Wastewater Treatment Plant (WWTP), former Delco Remy Warehouse, Carpenter Shop, Powerhouse, and Metallurgical Building]. The chronology of Site construction and building expansions/updates is presented on Figure 3.

Operations conducted at MPD consisted of the manufacture of transmissions, steering gears, and valves. Primary MPD operations at the Site included heat treating, grinding and machining, electroless plating, and assembly. Ancillary operations included receipt and storage of raw materials, product and materials testing, wastewater treatment, equipment maintenance activities, hazardous and non-hazardous waste management, shipment of finished goods, and administrative activities. Forging operations were also conducted at the MPD plant from 1929 until 1981. Various types of bar stock were received by rail and stored outside the forge plant (more recently, the transfer line area). The bar stock was cut with a shear, dropped to forge the part, heated in a rotary furnace to trim edges, and moved to a draw furnace.

MPD closed in 1932 and remained closed until 1935. In 1935, the MPD portion of the Site was reopened by the Chevrolet Motor Division of GMC. The Site continued to manufacture passenger and commercial vehicle transmissions until 1941, when production shifted to the manufacture of aircraft parts. In 1945, production returned to the manufacture of vehicle transmissions by the Chevrolet Motor Division of GMC.

The former Battery Plant on the northern portion of the Site was decommissioned and demolished between 1978 and 1979. Following decommissioning and demolition of the former Battery Plant, the area of the former Battery Plant was capped with asphalt. The former Hazardous Waste Storage Building (i.e., former Delco Remy Warehouse) was not demolished at the time of the Battery Plant demolition activities. The former Delco Remy Warehouse remained to support operations at the transmission manufacturing facility.

In 1980, the operation and maintenance of the northern 18 acres of the Site reverted to the Chevrolet Motor Division of GMC. In November 1984, the Site was transferred to Detroit Diesel Allison Division of GMC and in 1986, the Site was transferred to the Hydra-Matic Division of GMC. The Hydra-Matic Muncie Plant department layout is presented on Figure 4.

In April 1990, the Site was operated as New Venture Gear, Inc. (NVG) through a joint venture between GMC and Acustar New Process Gear, Inc. (Acustar). Under the joint venture, Acustar had primary responsibility for operating the Site. Ownership and operational responsibility of the Site reverted to GMC in 2003 and operations began as Manual Transmissions of Muncie (MTM) in January 2004. According to Site personnel, NVG and MTM made relatively few changes in the types of operations performed at the Site between 1990 and 2006, when manufacturing operations at the plant ceased and significant amounts of equipment were sold and removed from the Site. The NVG department layout is presented on Figure 5. A 2005 aerial image of the former operational areas of the Site is presented on Figure 6. Oblique historical photographs of the Site are presented in Appendix A.3.

2.2 Current Ownership and Operations

Manufacturing operations at the Site ceased on March 29, 2006. Natural gas utilities servicing the plant were terminated on July 3, 2006 and water and sanitary wastewater services were terminated on October 1, 2006. Decommissioning and demolition activities were completed in February 2009. At the time this RFI Report was prepared, only portions of floor slabs, below grade structures, and asphalt parking areas/driveways remained at the Site.

As a result of GMC's 2009 bankruptcy, certain operating assets of GMC were sold on July 10, 2009 to a newly formed company, now known as General Motors LLC (GM). Existing non-continuing assets, including the Site, remained the property of "old" GMC, now referred to as Motors Liquidation Company (MLC) in its capacity as debtor-in-possession in the bankruptcy case. In October 2010, the United States Government announced that MLC had agreed to resolve its liabilities at 89 sites relating to liabilities under the Comprehensive Environmental Response, Compensation and Liability Act (CERCLA), RCRA, and the Clean Air Act through an environmental response trust. On March 31, 2011, all of the properties and cleanup funds

were transferred from MLC to RACER Trust. RACER Trust is currently conducting, managing, and funding cleanup at 89 sites formerly owned by MLC, including the Site.

A summary of the historical operational entities is provided in Table 1.

2.3 RCRA Regulatory History and Corrective Action Status

On November 18, 1980, GMC submitted a RCRA Part A permit application to the U.S. EPA for interim status container storage at the former Delco Remy Warehouse. A Revised Part A permit application was submitted on August 21, 1987, based on the generation of a new waste stream due to alterations in the Powerhouse operations. A letter from IDEM to Hydra-Matic Division of GMC dated March 7, 1988 indicated that the Site either had to file for a Part B permit, or submit a closure plan in lieu of a Part B permit application. A Closure Plan was submitted to IDEM by Hydra-Matic Division of GMC on May 2, 1988 and amended May 20, 1988 and June 2, 1988. The Closure Plan was approved, with one modification, by IDEM in a letter dated August 1, 1988. Closure of the hazardous waste storage area (i.e., former Delco Remy Warehouse) was obtained from IDEM in a letter dated January 17, 1991.

IDEM was requested by the U.S. EPA to conduct a RFA of the Muncie Hydra-Matic Division of GMC, which was presented in the document titled "RCRA Facility Assessment PR/VSI Report and CERCLA Preliminary Assessment Report for Hydra-Matic Division of General Motors, Muncie, Indiana dated August 16, 1989 (see Appendix B) (IDEM, 1989). The RFA consisted of a Preliminary Review (PR), a Visual Site Inspection (VSI), and a CERCLA Preliminary Assessment (PA). According to the RFA, the CERCLA PA and VSI provided no evidence of a current (at that time) release of hazardous materials to the environment from the Site. In the CERCLA PA, IDEM recommended the Site receive a priority assessment status of No Further Remedial Action Planned (NFRAP). At the time of the RFA, GMC had recently conducted an investigation at the former Battery Plant. The CERCLA PA noted that only preliminary reports of the GMC investigation were available and therefore, the NFRAP status of the Site was conditional on the final report by GMC not identifying any areas of concern at the former Battery Plant.

Review of the U.S. EPA RCRA Corrective Action Site Progress Profile[3] indicates that the Property was assessed on January 19, 1990. The 1990 RFA concluded that a RFI of the Site was required. This RFI Report has been prepared to summarize the RFI in accordance with the conclusions of the 1990 RFA.

The RCRA Facility Investigation Work Plan (CRA, 2011b) was submitted to IDEM by RACER Trust in May 2011, approved by IDEM on August 3, 2011, and implemented by CRA between November and December 2011. Following receipt and review of analytical data generated

[3] www.epa.gov/enviro/facts/rcrainfo, accessed March 25, 2014

through implementation of the RFI Work Plan, the RFI Stage II Work Plan (CRA, 2012) was submitted to IDEM on December 11, 2012. The RFI Stage II Work Plan was approved by IDEM on December 12, 2012 and implemented by CRA between February and March 2013.

In April and May 2014, CRA conducted groundwater monitoring activities across the Site. Groundwater monitoring activities included hydraulic monitoring with an oil/water interface probe and low flow sampling for volatile organic compounds (VOCs) and polychlorinated biphenyls (PCBs).

This RFI Report has been prepared to summarize previous remedial actions and investigations, describe the procedures and methods of the field investigations conducted during the RFI, and provide a comparison of relevant analytical data to generic and Site-specific screening levels to determine if corrective measures are necessary.

Section 3.0 Environmental Setting

3.1 Physiography and Topography

The State of Indiana covers an area of approximately 36,300-square miles. Indiana's topography ranges from 324 to 1,257 feet above mean sea level (amsl). The lowest point of elevation is in the southwest corner of Indiana, where the Wabash River flows into the Ohio River. The highest point is in Wayne County in east central Indiana. The topography of Delaware County is characterized as flat to gently rolling.

The Site is located at an elevation of approximately 950 feet amsl. The Site is relatively flat with little topographic relief.

3.2 Land Use

3.2.1 Regional Land Use

Land use in Indiana primarily consists of farming with the primary crops being corn, soybeans, feed grains, and hay. Industry and dairy farming are important to nearby urban areas. Farming is central to the economy of Indiana and its counties. Oil and gas (in the east central section) were discovered in 1889, however, this resource was depleted by 1912. There are several oil fields located in the southwestern portion of Indiana.

3.2.2 Site-Specific Land Use

The former operational areas of the Site are bounded to the north by Penn Central Railway, to the east by Elliot Street, to the south by 8th Street, and to the west by Perkins Avenue. Properties included in the Site boundary east and south of the former operational areas were used for employee parking. The former operational areas of the Site are zoned as Intense Industrial (II). The former employee parking areas are zoned as Resident Zones 4 and 5. A portion of the zoning map for the City of Muncie in the vicinity of the Site is presented on Figure 7.

3.2.3 Adjacent Land Use

Review of Figure 7 indicates mixed land use surrounding the Site. The following buildings or features are located on the properties adjacent to the Site:

- a railway to the north of the Site, north of which is an auto salvage yard
- industrial properties, including warehouses, northeast and northwest of the Site
- a dry cleaning operation, located south of the Site
- residential properties located west, south, and east of the Site

PSP Realty Incorporated (PSP Realty) located at 1011 South Perkins Avenue, northwest of the Site, is undergoing RCRA corrective action due to waste materials left at the property by a former tenant, resulting in an Agreed Order (AO) with IDEM. Two groundwater grab samples were collected from the PSP Realty property on January 13, 2010, the results of which indicate trichloroethene (TCE) is present in groundwater grab samples above the Risk Integrated System of Closure (RISC) Residential Default Closure Level (RDCL), but below the RISC Industrial Default Closure Level (IDCL)[4]. The source of the TCE detected on PSP Realty's property is currently unknown.

Dry cleaning operations are conducted upgradient of the Site, at the southwest corner of South Sampson Street and West Eighth Street. As discussed in Section 4.36, an investigation of the upgradient dry cleaning facility was conducted by Harding ESE, Inc. (Harding), including a file review and site visit, monitoring well installations and groundwater sampling, an evaluation of migration pathways, and analytical modeling, beginning in 1998 and continuing until 2001. Harding's investigation determined that tetrachloroethene (PCE) in Site groundwater is most likely attributable to operations at a dry cleaning facility upgradient of the Site. Further, it was determined by Harding that the dry cleaner was likely disposing of PCE in the sanitary sewer and the PCE was leaking out of the sewer and migrating to the upper sand and gravel aquifer

[4] The RISC RDCLs and IDCLs were the applicable IDEM generic criteria at the time of the 2010 investigation.

through a permeable window that may have been created near the intersection of Eight Street and Sampson Street during sewer construction (Harding, 2001a/b).

3.3 Geology

3.3.1 Regional Geology

Delaware County is characterized by the glaciofluvial loamy till (unsorted mixture of sand, silt, clay, and boulders) of the Huron-Erie Lobe, which are Wisconsin deposits common to central Indiana. Based on a review of the United States Department of Agriculture (USDA) Soil Survey of Delaware County, Indiana, the soils that formed in glacial till in Delaware County are divided into two groups. The southern third of the county is formed in till that has a dominant texture of loam. The major soils in the southern third of the county are Crosby, Miami, Miamian, Treaty, and Williamstown soils. The soils in the northern two-thirds of the county formed in till that has a dominant texture of clay. The major soils in this part of the county are Blount, Morley, and Pewamo soils.

The configuration of the land surface in Delaware County, or physiography, is made up of two distinct landforms (i.e., ground moraines and recessional moraines). The ground moraines are broad flat surfaces with swell and swale topography and scattered closed depressions. The recessional moraines are a series of rolling, mostly convex ridges that are narrower and more sloping than the ground moraines (USDA, 2004). The physiographic divisions of the State of Indiana are presented on Figure 8.

Bedrock in the vicinity of the Site consists of lower and middle age Sulurian limestone and dolomite and is expected to be encountered between 25 and 200 feet below ground surface (bgs). Figure 9 presents the bedrock geology of Indiana. Sulurian limestone is part of the Bainbridge Group which has a vaguely defined vertical cutoff boundary in southwestern Indiana against rocks ranging upward from the Salomonie Dolomite through the Wabash Formation. Three distinct lithologies characterize the Bainbridge Group. Bailey limestone is white, gray, and brown, very fine grained, cherry, and partly argillaceous limestone and some dolomitic limestone. Moccasin Springs Formations are multihued, dense, argillaceous to shaly, silty limestone and some shale. Finally, St. Clair limestone is relatively pure white to pink, red, gray, and brown granular echinoderm-rich limestone. Figure 10 presents a generalized stratigraphic column for Paleozoic formations in Indiana.

3.3.2 Site-Specific Geology

The locations of four geologic cross sections prepared for this Report are presented on Figure 11. The locations of the cross sections were selected to be parallel and perpendicular to

the primary (northwest) and secondary (north) groundwater flow directions across the Site. The cross sections are presented on Figures 12 through 15.

As presented on the geologic cross sections, a shallow clay and silt layer between 10 and 35 feet thick is present across much of the Site. The clay and silt layer is underlain by sand and gravel that contains discontinuous lenses of clay and silt of varying size and thickness.

An intermediate clay layer between 5 and 25 feet thick is encountered across most of the Site at depths ranging from 40 to 60 feet bgs and appears to be continuous. The intermediate clay layer separates the higher permeability units into two layers, the upper continuous sand and gravel layer overlaying the intermediate clay and a lower unit of sand or limestone with discontinuous silt/clay lenses beneath the intermediate clay. Bedrock is most shallow in the south and west of the site, deepening towards the east.

3.4 Hydrogeology

3.4.1 Regional Hydrogeology

Pre-Wisconsin and Wisconsin glacial sediments completely cover Delaware County. However, the thickness of unconsolidated sediments is quite variable. Depth to the bedrock surface of central Delaware County is shallow and, in general, deepens to the north and south. Thickness of sediments that overlie bedrock range from no sediments where bedrock is exposed near the White River in east-central Delaware County, to as much as 330 feet where glacial sediments have filled pre-glacial valleys. Regional estimates of aquifer susceptibility to contamination from the surface can differ considerably. Variations within geologic environments can cause variation in susceptibility to surface contamination.

There are several aquifers in Delaware County. The Site is primarily located within the White River and Tributaries Outwash aquifer subsystem where sand and gravel aquifer deposits generally range from 10 to 30 feet thick. In some areas the deposits are separated by intermittent clay or sandy clay materials, and are commonly capped by silt, sandy clay, or clay ranging from 5 to 40 feet thick. Domestic well yield in the Tributaries and Outwash subsystem are typically from 5 to 25 gallons per minute (gpm) and static water levels are 10 to 20 feet bgs. Areas within this aquifer system that have overlying clay or silt deposits are moderately susceptible to surface contamination; whereas, areas that lack overlying clay or silt deposits are highly susceptible to contamination. The Site is bound to the south by the Till Veneer Aquifer System in which the unconsolidated sediments are dominated by clay materials with some thin, fine grained sand and gravel units present. Due to the generally low permeability of the near-surface materials, this system is less susceptible to contamination from surface sources. The Site is bound to the far east and west by the New Castle Bluffton Till aquifer system which

typically consists of thick clay with intermittent sands and gravels that are up to 250 feet in total thickness in places (IDNR, 2006).

The Silurian and Devonian Carbonates aquifer system is extensive throughout nearly all of Delaware County. The system includes Silurian age carbonate rock units (limestone and dolomite) with some interbedded shale units. Total thickness of the Silurian bedrock deposits ranges from 200 to 400 feet. Depth to the bedrock surface ranges from about 0 to 300 feet but is commonly 35 to 110 feet. Groundwater flow within the aquifer takes place along the joints, fractures, and openings in the bedrock formation. The permeability of the bedrock decreases rapidly with depth. Most of the water produced from the dolomite is obtained from the upper 50 feet, however, some water bearing zones have been found as deep as 100 feet. Recharge to the dolomite is predominantly precipitation percolating through the glacial deposits. Discharge is typically seepage to the overlying glacial drift in the valleys of the larger streams (IDNR, 2006).

3.4.2 Site-Specific Hydrogeology

Based on a review of previously conducted subsurface investigations, groundwater is present at the Site at a depth of approximately 10 to 20 feet bgs. Historical groundwater elevation data are summarized in Table 2.

Groundwater elevation contours based on December 2011 measurements are plotted on Figure 16 and indicate that groundwater flows north and northwest across the Site towards the west fork of the White River.

The December 2011 groundwater elevation data were used to calculate the average vertical and horizontal gradients. The average hydraulic gradient across the Site was calculated as 0.0075 however, it is noted that horizontal gradients ranged from 0.0035 at the northern portion of the Site to 0.0098 at the southern portion of the Site. The downward vertical gradient at the northern boundary of the Site is 0.027. A study conducted in 1990 concluded that the variability in the horizontal and vertical gradients across the Site may be attributed to the variable thickness of the silt aquitard that overlies bedrock and the degree of hydraulic connection between the drift aquifer and the bedrock aquifer at these locations.

In-situ hydraulic conductivity tests (slug tests) conducted in 1989 indicated that the average hydraulic conductivity of the upper sand and gravel is approximately 65 feet/day. Aquifer pumping tests conducted in 1994 indicate an average hydraulic conductivity of 450 feet/day in the area of pumping well PW-02. A review of boring logs reveals that a discontinuous zone of higher hydraulic conductivity (i.e., soils with more gravel and less silt) is present in the area of the pumping well.

The groundwater flow velocity through the Site was calculated using a modified form of Darcy's law: V (the average linear velocity of groundwater flow in feet/day) is equal to K (the hydraulic conductivity in feet/day) multiplied by i (the horizontal hydraulic gradient in feet/feet) divided by n (estimated effective porosity in percent).

Using an average hydraulic conductivity of 450 feet/day as determined by the 1994 pumping test, the average horizontal hydraulic gradient of 0.0075 feet/feet, and an estimated effective porosity of 30 percent, the average groundwater velocity was estimated to be 11.25 feet/day. Using an average hydraulic conductivity of 65 feet/day as determined by the 1989 slug test, the average groundwater velocity was estimated to be 1.625 feet/day.

3.5 Surface Water Hydrology

3.5.1 Regional Surface Water Hydrology

Indiana is located on the eastern edge of the North American Great Interior Plains. The north-south continental divide traverses through northern Indiana draining watersheds into the Great Lakes basin and the Mississippi River and Ohio River systems. Surface water in the northern one-quarter of the State flows north into the Great Lakes and then through the St. Lawrence River to the Atlantic Ocean. The southern three-quarters of the State drain into the Ohio River or Illinois River and flows into the Mississippi River then south to the Gulf of Mexico (IDNR, 2006).

The nearest surface water body to the Site is the west fork of the White River, which is located approximately one half mile north of the Site. The White River is a two-forked river that flows through central and southern Indiana and is the main tributary to the Wabash River. The west fork is approximately 273 miles long and is the longest fork of the River beginning in Randolf County, winding through the Cities of Muncie, Anderson, and Indianapolis, Indiana (USGS, 1981). The principal streams of the White River drainage basin are presented on Figure 17.

The United States Geological Survey (USGS) maintains a stream gauging station along the west fork of the White River in Muncie (USGS 03347000). Data recorded at the gauging station indicate that for the available period (October 1, 1931 to September 30, 2012), the average daily stream flow was 232 cubic feet per second (cfs). The minimum and maximum average daily flows were 34 and 636 cfs, respectively. The minimum and maximum single day flow rates recorded between October 1, 1931 and March 9, 2014 were 1.1 and 11,600 cfs, respectively.

3.5.2 Site-Specific Surface Water Hydrology

No surface water bodies exist on the Site. The closest body of water is the west fork of the White River located approximately one half mile north of the Site. Although the White River is the nearest surface water body to the Site, surface water flows south from the Site and discharges to Buck Creek. Buck Creek is located approximately three-quarters of a mile south of the Site and flows to the west. Buck Creek discharges to the White River at a location approximately 5.5 miles west of the Site.

3.6 Ecological Setting

3.6.1 Regional Ecology

The City of Muncie lies within the White River Basin, approximately one-half mile southeast of the west fork of the White River. The White River Basin spans three ecoregions. The northern and southeastern parts of the basin are in the Eastern Corn Belt Plain ecoregion, characterized by low relief. Land use is mostly row-crop agriculture. Drainage density is about one-half mile per square mile. The south central part of the basin is in the Interior Plateau ecoregion, characterized by moderate relief and a hill and valley landscape. Land use is mixed with forest, pasture, and some row-crop agriculture, confined mainly to valley floors. Drainage density is about two miles per square mile. The southwestern part of the basin is in the Interior River Lowland ecoregion, characterized by rolling hills. Land use is mixed with row-crop agriculture, pasture, forest, and oil and gas production. Drainage density is about two miles per square mile[5].

There is a limited fish consumption advisory (FCA) in effect for the west fork of the White River for PCBs and mercury in most species of fish. The extent and level of FCA issued for a given stream is based on levels of PCBs and mercury found in fish tissue. Samples were taken of bottom feeding fish, top feeding fish, and fish feeding in the water column in streams across the State. The statewide database includes over 1,600 fish tissue samples, which were analyzed for PCBs, pesticides, and heavy metals. Numerical sample results of the FCA are not published.

As of March 2014, fish species covered by FCA in Delaware County streams near Muncie include[6]:

Buck Creek – longear sunfish, smallmouth bass, and white sucker bass
Prairie Creek Reservoir – bluegill, common carp, largemouth bass, smallmouth bass, walleye, white crappie, and yellow perch

[5] http://in.water.usgs.gov/nawqa/fishes.pdf, accessed 2006

[6] http://fn.cfs.purdue.edu/prodAAI/published/general/en/Delaware.pdf, accessed March 2014

Mississinewa River – common carp, channel catfish, flathead catfish, quillback, white crappie, and white sucker
West Fork of White River – redhorse, bluegill sunfish, green sunfish, black bullhead, channel catfish, largemouth bass, quillback, spotted sucker, and white sucker

Fish species, size classes, and level of advisory in Indiana streams are shown in the attached table from the Purdue University Angling Indiana website (see Appendix C).

There were originally more than 20 million acres of hardwood forest covering Indiana, however, a "prairie peninsula" projected well into the northwestern part of the State characterized by a dense mixture of tall grasses and other herbaceous plants. Most of the original prairie in the State has been lost to drainage, urbanization, and agriculture. Today, only 20 percent of the forests and less than 13 percent of the wetlands remain. Principal wetland cover types are primarily palustrine, unconsolidated bottom, intermittently exposed, and diked and impounded artificial wetlands, based on a 1990 Natural Wetlands Inventory Map.

According to the 1987 Federal Emergency Management Agency (FEMA) Flood Insurance Rate Map for Muncie, the Site does not lie within the 100-year or 500-year floodplain[7]. The FEMA Flood Insurance Rate map for Muncie, Indiana is provided in Appendix D.

3.6.2 Site-Specific Ecology

Review of the wetlands inventory map (Figure 18) identified a riverine wetland in the area corresponding to the former cooling pond. A riverine wetland typically occurs along streams, rivers, and irrigation canals, forming ribbons of trees and shrubs. The former cooling pond was a man made, concrete lined, 685,000-gallon water retention basin, clearly not meeting the three requirements of a wetland (i.e., containing hydrology, hydrophytic vegetation, and hydric soils). The former cooling pond was reportedly filled with demolition debris (i.e., concrete) during Site decommissioning activities.

An ecological evaluation of the Site has been conducted by CRA. Table 3 presents the ecological habitat matrix for the Site.

3.7 Regional Water Supply and Groundwater Use

According to Site personnel, potable water was supplied to the Site by the Indiana American Water Company (IAWC). According to Site personnel and based on observations made during CRA's Site inspections, no water supply wells are currently utilized on Site. Based on a review of available documentation, one water supply well (production well) was historically present at

[7] http://www.fema.gov,accessed March 2014

the Site. This well was utilized for boiler make-up prior to 1967 and for the production of make-up water for the former cooling pond after 1967 during forging operations. Based on review of available documentation, the well was a six-inch diameter well that was 206 feet deep that was installed in approximately 1920. The well screen was set in limestone at approximately 70 feet bgs. A well log was not available in the Site files for this production well. The production well was located in a pit outside the southeast corner of the former Powerhouse.

Based on available documentation, the well was last used as a production well on June 1, 1976; however, the well was used in the late 1980s and early 1990s as a monitoring well to collect groundwater samples during investigations conducted at the Site. The well was referenced as MW-7 for the purposes of groundwater sampling. The production well was abandoned in June 2005 when the well piping was removed and the hole was filled with bentonite. Closure of the well was documented by CRA in July 2005.

The IDEM Office of Water Management, Drinking Water Branch (DWB) is the primary administrator of the Indiana Public Water Supply Supervision Program. The IDEM-DWB maintains an inventory of all public water supplies (PWS). Each PWS is required to collect and analyze drinking water samples for various contaminants (IDEM DWB[8]). The water sample analysis data are compiled to ensure that public water systems do not exceed the maximum contaminant levels (MCLs) established by the State of Indiana and the Federal government.

There are approximately 4,200 active PWS in Indiana. Drinking water in Indiana comes from groundwater sources via wells or surface water sources such as lakes or rivers. Some public water systems purchase water from other PWS and distribute the water to their customers. Ninety-seven percent of all public water systems are classified as groundwater systems (IDEM DWB, 2012).

Fifty-six percent of Indiana's population relies on groundwater for drinking and household use. In 1995, it was estimated that 1.52 million people were supplied water from private domestic wells and PWS supplied 2.1 million people from a groundwater source. Approximately 303 million gallons per day (gpd) of groundwater was pumped by PWS registered as significant water withdrawal facilities (100,000 gpd capacity) in 1992. Approximately 4,200 PWS and countless industries use groundwater as their source of water (IDEM-DWB, 2001).

In 1996, ABB Environmental Services, Inc. (ABB-ES) performed a preliminary water well reconnaissance of areas surrounding the Site to evaluate well locations. The field check involved correlating the names, addresses, and/or distance and direction information on well

[8] https://myweb.in.gov/IDEM/DWW/, accessed 2013

logs to names and addresses on buildings. A total of nine water wells were identified, eight of which were identified by well logs. Six of the nine wells were identified as having residential use. The six residential wells are located more than 4,000 feet south and southwest of the Site. These wells are upgradient of the Site. One industrial well was identified approximately 3,500 feet north of the Site. This industrial well is located north of the west fork of the White River which is likely the discharge point for Site groundwater. One public well was identified approximately 600 feet north of the Site and the owner of the property was contacted as part of the 1994 activities. At that time, the owner stated that the property was serviced by municipal water and suspected that the public well in question had been abandoned. During previous investigations, the possibility of a well existing at the Beech Grove Cemetery was discussed. ABB-ES contacted the groundskeeper at the Beech Grove Cemetery who stated that the cemetery has a shallow well that it uses for irrigation. According to the groundskeeper, drinking water at the cemetery is obtained from the municipal water supply.

In 1996 ABB-ES discovered that there are no restrictions on the installation of a private well in the City of Muncie even though municipal water supplies are available. Therefore, it is possible that a private water well was installed without a record being submitted to Indiana Department of Natural Resources (IDNR). As a result, additional actions were taken to confirm that private water wells did not exist. ABB-ES requested IAWC review a list of 279 addresses within a 13 block area downgradient of the Site (north to the west fork of the White River) to determine if the addresses were connected to the public water supply. After reviewing the information provided by IAWC and conducting a door to door survey of the addresses in question (i.e., downgradient of the Site), ABB-ES did not identify additional private water wells between the Site and the west fork of the White River.

In an effort to update the 1996 survey and develop a better understanding of the potential risks due to Site groundwater, CRA conducted a water well survey in 2008. The water well survey involved a review of available public records relating to the City of Muncie water supply and water well logs but did not include a door-to-door survey. The results of the water well survey indicated that 41 properties down-gradient of the Site may use groundwater for potable or non-potable purposes, the closest of which are approximately 400 feet down-gradient of the Site.

A door-to-door survey of the properties of interest (i.e., those properties down-gradient of the Site, south of West Kilgore Avenue, and/or with frontage on West 2nd Street) down-gradient of the Site was conducted in 2010 to inquire about the presence or absence of groundwater wells on the property and, if present, the construction details of the well. CRA did not identify the presence of water wells visually or through interviews with persons knowledgeable about the properties of interest.

In preparing this RFI Report, CRA conducted a database search of IDNR record of water wells for water wells within a one-mile radius of the Site. Recorded wells within a one-mile radius of the Site identified during CRA's water well search are presented on Figure 19. Review of Figure 19 indicates that two water wells have been installed between the Site and White River (well logs 1454 and 1455). A copy of the water well records for water wells within a one-mile radius of the Site are provided in Appendix E. Review of well log 1454 indicates a water well, owned by Holister Whitney Electric Company with a well depth of 49 feet, was installed in 1959. Review of well log 1455 indicates a water well, owned by Floyd & Sons Machine Shop with a well depth of 61 feet, was installed in 1959. The current status of the wells is unknown. Recent groundwater sampling in the vicinity of wells 1454 and 1455 (i.e., MW41-11, MW42-11, and MW43-11) found groundwater was free of VOCs. Other wells near the Site (well logs 1459, 1460, 1464, and 1465) were installed by Site operators and are believed to be investigative in nature.

3.8 Regional Demographics

According to the 2012 U.S. Bureau of Census, Delaware County had a population of approximately 117,364. The population racial mix in Delaware County is approximately 89.4 percent Caucasian; 7.1 percent African American; 0.3 percent American Indian and Alaska Native; 1.1 percent Asian; 0.1 percent Native Hawaiian or other pacific islander; and 2.0 percent persons reporting two or more races. The male population in Delaware County is approximately 56,335 and the female population is approximately 61,029 (U.S. Bureau of Census, 2012).

Delaware County's top five major employers are Ball State University, Indiana University Health, Muncie Community Schools, IBM Call Center, and Sallie Mae (Muncie-Delaware County, Indiana, 2013).

3.9 Regional Climate

The climate in Delaware County is temperate with warm summers, cold winters, and no distinguishable wet or dry seasons. Precipitation is generally evenly distributed throughout the year, although, precipitation is somewhat greater from March through July.

According to the National Oceanic and Atmospheric Administration (NOAA), the average length of the growing season, or freeze-free period, ranges from 148 days in northeastern Indiana to 194 days in southwestern Indiana. According to meteorological data from the National Climatic Data Center (NCDC), the average annual precipitation in Indiana ranges from 37 inches in the north to 47 inches in the south; average annual snowfall ranges from 14 inches in the southwest to 76 inches in north-central Indiana, near Lake Michigan.

January is typically the coldest month of the year with normal daily average temperatures ranging from 19.9 to 34.3 degrees Fahrenheit (°F) over the last 10 years. July is the warmest month with daily average temperatures ranging from 64.3 to 84.2 °F over the last 10 years (NOAA, 2014).

Prevailing winds in the vicinity of the Site are from the west/southwest based on the information obtained for Muncie, Indiana from the NCDC. The NCDC wind rose for Muncie, Indiana is presented on Figure 20.

3.10 Regional Plant Life

Common plant communities in the region range from obligate wetland to upland forest. Low areas with saturated soils support wetland species such as buttonbush (Cephalanthus occidentalis) and several sedge species. The highest and driest sites have a thicker shrub layer full of poison ivy (Toxicodendron radicans), spicebush (Lindera benzoin), paw paw (Asimina triloba), elderberry (Sambucus Canadensis), and an occasional possumhaw (Ilex deciduas). Some other common herbaceous species include jewelweed (Impatiens capensis), bedstraw (Galium triflorum), wild rye (Elymus virginicus), avens (Geum canadense), grape (Vitis spp.) and a characteristic plant of the bottomland forest, the woolly pipe vine (Isotrema tomentosa). Common woody bushes and trees include azalea (Rhododendron sp.), rhododendron (Rhododendron canadense), buckeye (Aesculus californica), hickory (Carya spp.), serviceberry (Amelanchier spp.), American sycamore (Platanus occidentalis), American chestnut (Castanea dentata), dogwood (Cornus spp.), hawthorn (Crataegus spp.), ash (Fraxinus spp.), hackberry (Caltis occidentalis), buttonbush, box-elder (Acer negundo), black walnut (Juglans nigra), black cherry (Prunus serotina), red oak (Quercus rubra), black locust (Robinia pseudoacacia), yew (Taxus spp.), and red and black maple (Acer rubrum and A. nigrum). Non-woody plants include larkspur (Delphinium spp.), stinging nettle (Laportea canadensis), sweetclover (Melilotus officinalis), lupine (Lupinus spp.), mustard (Brassica spp.), milkweed (Asclepias syriaca), and horsetails (Equisetum spp.). Common plants that are invasive to Indiana include purple loosestrife (Lythrum salicaria), bush honeysuckle-amur (Lonicera maackii), tartarian (Lonicera tatarica L.), morrow (Lonicera mortowii), Japanese honeysuckle (Lonicera japonica Thunb.), garlic mustard (Alliaria petiolata), buckthorns (Rhamnus sp.), autumn olive (Eleaganus umbellate Thunb.), crown vetch (Coronilla varia), reed canary grass (Phalaris arundinaceae), common reed, (Phragmites australis), and Oriental bittersweet (Celastrus orbiculatus) (USDA, 2001).

A list of endangered, threatened, rare, and extirpated plants of Indiana is presented in Appendix F.

3.11 Regional Animal Life

There are a number of species known to inhabit in Indiana which are listed by the Federal or State government as endangered or threatened. Species of threatened or endangered birds in Delaware County include the American Bittern (Botaurus lentiginosus), the Loggerhead Shrike (Lanius ludovicianus), the Yellow-crowned Night-heron (Nyctanassa violacea), the Black-crowned Night-heron (Nycticorax nycticorax), and the King Rail (Rallus elegans). Species of threatened or endangered mammals in Delaware County include the Indiana bat (Myotis sodalis). Species of threatened and endangered fish known to occur in Delaware County include lake sturgeon (Acipenser fulvescens), northern cavefish (Amblyopsis spelaea), redside dace (clinostoma histrio), spotted darter (Etheostoma maculatum), tippecanoe darter (Etheostoma tippecanoe), variegate darter (Etheostoma variatum), greater redhorse (Moxostoma valenciennesi) gilt darter (Percina evides), and southern cavefish (Typhlichthys subterraneus) (U.S. Fish and Wildlife, 2006).

A list of Delaware County's endangered, threatened, and rare species and a list of Indiana's endangered, threatened, rare, and extirpated vertebrates and invertebrates are presented in Appendix F.

Section 4.0 Source Characterization

IDEM conducted a RFA for the Site in 1989, consisting of a PR and a VSI conducted on August 16, 1989, and a CERCLA PA. These activities resulted in the identification of ten solid waste management units (SWMUs) that are identified as AOIs 1 through 10. Additional AOIs were identified at the Site based on a review of available files, interviews with Site personnel, historical investigations and environmental activities, and Site inspections. In total, 36 AOIs have been identified at the Site as summarized in Table 4. The approximate locations of the AOIs are shown on Figure 21.

Several documented environmental investigations were conducted at the Site prior to initiating the RFI, beginning as early as the late 1970s. Throughout Section 4.0, the details of each AOI, including historical operations and the results of previous environmental investigations will be presented along with a conclusion as to whether additional investigation was warranted under the RFI.

Historical soil, borehole water, and groundwater quality data have been compared to the IDEM Remediation Closure Guide (RCG) Screening Levels (March 5, 2014), herein referred to as the Screening Levels.

Soil quality data were compared to the following Screening Levels, as summarized in Appendix G.1:

- Commercial/Industrial Direct Contact
- Excavation Direct Contact
- Residential Migration to Groundwater (MTG)

Borehole water and groundwater quality data were compared to the following Screening Levels, as summarized in Appendix G.2 and G.3, respectively:

- Residential Drinking Water (Tap)
- Residential Vapor Exposure
- Commercial/Industrial Vapor Exposure

A list of presentation parameters was developed that represents the constituents that were detected above one or more of the Screening Levels in one or multiple samples. As such, the results of only the presentation parameters are presented on figures throughout this Report.

In general, the results of historical environmental investigations have been associated with one or more AOI and are therefore discussed in the following corresponding subsections. However, a small number of soil samples, as shown on Figure 22, were collected for general soil quality screening.

4.1 AOI 1: SWMU 1 – Oily Aluminum Scrap Holding Area

The oily aluminum scrap holding area consisted of a semi-trailer and was located east of Oil House adjacent to Elliot Street (Figure 21). At the time of the 1989 RFA, this area was paved with asphalt, diked, and sloped to a drain northeast of the area that reportedly discharged to the on-Site WWTP.

The 1989 VSI conducted by IDEM identified this area as SWMU 1 and it was therefore identified as an AOI (AOI 1). During the VSI, it was noted that oil released from the trailer was confined to the diked area and was flowing into the drain.

On December 18, 1987, reclaimed oil was released in the vicinity of AOI 1 from an AST located north of the WWTP (i.e., AST No. 28). Approximately 1,400 gallons of reclaimed oil was released when the tank level gauge failed and the tank overfilled. Due to the grade of the area, the reclaimed oil flowed along the fence alignment north of the WWTP, and ultimately to Elliot

Street. The release and cleanup activities are discussed further in relation to the WWTP ASTs (i.e., AOI 12.5).

The semi-trailer used for the staging of aluminum scrap prior to sale was not present at the Site from at least 2005 when an above grade facility assessment was conducted. Based on observations made during a May 2006 Site inspection, the asphalt/concrete in the area of the former aluminum scrap staging area was in fair condition with some cracks present and expansion joints. Black and oily staining was observed in the immediate vicinity of the drain.

4.1.1 Previous Investigations

No subsurface investigations were completed in this area of the Site with respect to AOI 1 prior to implementation of the RFI Work Plan.

Due to the presence of staining around the drain observed in 2006 and potential impacts to this area of the Site resulting from the 1987 reclaimed oil release, this area was identified as an AOI requiring further investigation in the RFI Work Plan. Details of the RFI activities are provided in Section 6.0.

4.2 AOI 2: SWMU 2 – WWTP

The Site operated a WWTP to treat industrial wastewater generated at the Site prior to discharge to the Publicly Owned Treatment Works (POTW). The WWTP was constructed in 1968 by GMC. The 1989 VSI conducted by IDEM identified this area as SWMU 2 and it was therefore identified as an AOI (AOI 2). No observed releases in this area were noted during the 1989 VSI. The location of AOI 2 is presented on Figure 21.

Industrial wastewater from the plant was collected in holding tanks at the WWTP. Oil collected would float to the top of the tanks and was treated with polymers and alum to break up and coagulate the oil. The oily wastewater was then pumped to two parallel dissolved air flotation (DAF) units. The float was collected and heated to separate the oil from the water for reclamation. The reclaimed oil was treated with sulfuric acid, as necessary, and was either sent off Site for recycling or was utilized as on Site boiler fuel. The remaining water was pumped to another treatment tank, where caustic solution was added to adjust the pH to the permit discharge limitation. Following pH adjustment, the water was discharged to the POTW.

The WWTP consisted of the following:

- Two 176,000 gallon batch waste tanks
- One 360,000 gallon process waste tank

- One 20,000 gallon sludge tank
- Two 15,000 gallon reclaimed oil ASTs
- One 8,000 gallon sulfuric acid AST
- One 10,000 gallon caustic soda storage AST
- Two 1,500 gallon polymer storage ASTs
- One 10,000 gallon alum storage AST
- One 10,000-gallon reclaimed alum storage AST
- One 3,000 gallon cutting additive AST
- Two 7,000-gallon float storage ASTs
- One 10,000-gallon free oil storage AST
- One 5,000-gallon cool tank
- One approximately 200-gallon flash tank
- Eight 2,500-gallon cooker ASTs
- Three 3,000-gallon mix ASTs
- One 500-gallon caustic feed AST
- One 500-gallon reclaimed alum feed AST
- One 500-gallon alum feed AST
- One 300-gallon sulfuric acid feed AST
- One 550-gallon polymer feed AST

With the exception of the batch tanks, process waste tank, sludge tank, reclaimed oil tank, and sulfuric acid tanks, the WWTP tanks were located inside a building that would act as secondary containment for the tanks. Based on available documentation and observations made during Site inspections, secondary containment for the batch tanks, the process waste tank, and the sludge tank consisted of four inch curbing and a concrete base. This containment system included a waste drain that discharged to the tanks. The reclaimed oil and sulfuric acid ASTs were equipped with secondary containment consisting of concrete walls and a gravel base. The locations of ASTs are shown on Figure 23. WWTP ASTs were assessed as part of AOI 12.

Final cleaning and decommissioning of the WWTP was completed in 2007.

4.2.1 Previous Investigations

Below grade infrastructure (i.e., pits, sumps, and trenches) was assessed for integrity following cleaning activities conducted prior to building demolition. A pit within the former WWTP building (i.e., PIT 28825) was found to be in poor condition at the time it was assessed. Given

the poor pit integrity, this area was identified as an AOI requiring further investigation in the RFI Work Plan. Details of the RFI activities are provided in Section 6.0.

4.3 AOI 3: SWMU 3 – Hazardous Waste Storage Building (Former Delco Remy Warehouse)

The former Delco Remy hazardous waste storage building, referred herein as the former Delco Remy Warehouse, was constructed in 1954 and was located in the northeast corner of the former Delco Remy property. The former Battery Plant was decommissioned and demolished between 1978 and 1979, however, the former Delco Remy Warehouse remained to support operations at the transmissions manufacturing facility until decommissioning and demolition activities were completed in 2009 (see Section 1.2 for a detailed description of the former Battery Plant operations). The floor of the former Delco Remy Warehouse was concrete, at least six inches thick, diked and encircled by a trench drain. The 1989 VSI conducted by IDEM identified this area as SWMU 3 and it was therefore identified as an AOI (AOI 3). No observed releases in this area were noted during the 1989 VSI. The location of AOI 3 is presented on Figure 21.

Hazardous waste was temporarily stored in a locked and labeled fenced area in the former Delco Remy Warehouse prior to appropriate transportation and off-Site disposal. Historically, hazardous wastes temporarily stored in this area included PCB oil from old transformers, shot peening dust, and solvents [e.g., 1,1,1-trichloroethane (1,1,1-TCA)]. It is noted that degreasing operations utilizing 1,1,1-TCA ceased in 1997. More recently, hazardous wastes generated at the Site included light bulbs, lead acid batteries, dry cell batteries, paint thinners, and paint debris.

Closure of the hazardous waste storage building was obtained from IDEM in a letter dated January 17, 1991. The Site building was used to store miscellaneous equipment and hazardous waste for less than 180 days prior to October 2008, when demolition activities began.

4.3.1 Previous Investigations

In 2002, an investigation of the subsurface below the former Delco Remy Warehouse was conducted. The investigation was to include the advancement of two boreholes upgradient of the secondary containment area located in the southwest corner of the former Delco Remy Warehouse. During these activities, drilling equipment made contact with what appeared to be a metal obstruction at boring SB-04. A steel tape was advanced into the borehole annulus at SB-04 to gauge the depth of the object. When the tape was removed, it was covered in an oily substance. A wipe sample of the oily tape was collected and analyzed for PCBs. The laboratory results indicated the presence of PCBs [i.e., 130 micrograms (µg) of Aroclor 1248] on the wipe. Given that the wipe sample was from a steel tape, it was not possible to confirm that the area

of the sample covered 100 square centimeters (cm^2). Based on discussions with facility personnel and review of historical facility drawings, the exact nature of the subsurface obstruction is not known. Based on discussions with Site personnel and review of Site drawings at the time of the investigation, it is thought that the metal object may be part of a bank of three electrical generators and their associated trenches. Given that the exact nature of the subsurface structure could not be determined, installation of a proposed second borehole location (i.e., SB-05) was not completed. Historical drilling locations at AOI 3 are shown on Figure 24.

The former Delco Remy Warehouse was inspected in 2002 as part of the above grade review process. During the review process, several floor samples were collected for laboratory analysis of PCBs and RCRA metals. Analytical results indicated that the concrete floor slab was impacted with PCBs at concentrations up to 1,222 milligrams per kilogram (mg/kg) which exceed both unrestricted and restricted criteria for porous surfaces under the Toxic Substances Control Act (TSCA).

Due to the presence of PCBs, additional delineation sampling of the floor slab was completed to evaluate the extent of PCB impact. Delineation activities concluded that the first floor concrete and trenches, first floor mezzanine concrete, and concrete pad to the west of the former Delco Remy Warehouse were impacted with PCBs. The extent of PCB concrete impacted concrete at AOI 3 is presented on Figure 24.

PCB impacted concrete floor slab was generally addressed as detailed in the "Notification of Self Implementing PCB Cleanup and Disposal Approval" report (O'Brien & Gere, 2006) during decommissioning and demolition activities. However, the concrete was capped with asphalt instead of epoxy and, based on CRA's observations, does not extend to the limits of PCB impacts above 1 mg/kg in all areas. No notes related to inspection of the integrity of the PCB impacted concrete floor and trenches were reviewed by CRA. Therefore, further investigation of underlying soil quality was proposed in the RFI Work Plan.

4.4 AOI 4: SWMU 4 – Shot Peener

One of two shot peeners used during manufacturing operations was located in Department 16 in the northwest corner of the manufacturing building (Figure 21). Shot peening was utilized to enhance the performance of steel used to make transmission parts. Shot peening is a process whereby a large number of hardened particles (shot) are accelerated against the steel surface of a part. Each impingement of a shot makes a small indentation in the surface of the part, thereby inducing compressive residual stresses, which are usually intended to resist fatigue fracture or stress-corrosion cracking. Dust from the process was collected by a bag house and held in a drum (IDEM, 1989). It is noted that according to Site personnel, shot peening

operations conducted at the Site used steel shot. It is estimated that operation of the shot peener commenced in 1976.

The 1989 VSI conducted by IDEM identified this area as SWMU 4 and it was therefore identified as an AOI (AOI 4). At the time of the 1989 VSI, dust was noted on the floor at the base of the unit.

Operation of the shot peener stopped with cessation of manufacturing operations in March 2006. CRA conducted a visual inspection of this AOI on September 12, 2006. No evidence of a release to the environment was identified during the September 2006 inspection. The potential for a release to the environment was considered to be low based on the nature of the activities and location of the SWMU (i.e., inside the building with a concrete floor). Therefore, no further action was proposed for this AOI in the RFI Work Plan.

4.5 AOI 5: SWMU 5 – Shot Peener

The second of two shot peeners used during manufacturing operations was located in Department 15 in the southwest corner of the Heat Treat Building (Figure 21). It is estimated that operation of the shot peener commenced in 1969.

The 1989 VSI conducted by IDEM identified this area as SWMU 5 and it was therefore identified as an AOI (AOI 5). At the time of the 1989 VSI, dust was noted on the floor at the base of the unit.

Operation of the shot peener stopped with cessation of manufacturing operations in March 2006. CRA conducted a visual inspection of this AOI on September 12, 2006. No evidence of a release to the environment was identified during the September 2006 inspection. The potential for a release to the environment was considered to be low based on the nature of the activities and location of the SWMU (i.e., inside the building with a concrete floor). Therefore, no further action was proposed for this AOI in the RFI Work Plan.

4.6 AOI 6: SWMU 6 – Steel Scrap Crusher and Holding Area

The steel scrap crusher and holding area was located near the center of the manufacturing building near column I15 (Figure 21). It is estimated that the operation of the steel scrap crusher began in 1964. The steel scrap crusher and holding area was utilized for the storage of steel scrap that had been cut away from steel stock by a lathe. The metal scrap was stored in bins, crushed, and sold (IDEM, 1989). The steel scrap crusher and holding area was not present at the Site from at least 2006.

The 1989 VSI conducted by IDEM identified this area as SWMU 6 and it was therefore identified as an AOI (AOI 6). No releases were observed at this area at the time of the VSI. CRA conducted a visual inspection of this AOI on September 12, 2006. The concrete flooring was found in good repair and no evidence of a release to the environment was identified. The potential for a release to the environment was considered to be low based on the nature of the activities and location of the SWMU (i.e., inside the building with a concrete floor). Therefore, no further action was proposed for this AOI in the RFI Work Plan.

4.7 AOI 7: SWMU 7 – Paint Room

The paint room was located near the center of the manufacturing building, west of Department 65 and immediately south of the Training Center (Figure 21). The paint room was used for maintenance painting (using oil and latex paints); storage of related paints, solvents, and waste paint solvents (IDEM, 1989); and included a paint spraying area with exhaust vents and filters. It is estimated that the operation of the paint room began in 1964. Painting operations stopped with cessation of manufacturing operations in March 2006.

The 1989 VSI conducted by IDEM identified this area as SWMU 7 and it was therefore identified as an AOI (AOI 7). At the time of the VSI, paint overspray was observed on the floor of the spray paint area however, no releases of solvents were observed. CRA conducted a visual inspection of this AOI on September 12, 2006. The concrete flooring was found in good repair and no evidence of a release to the environment was identified. The potential for a release to the environment was considered to be low based on the nature of the activities and location of the SWMU (i.e., inside the building with a concrete floor). Therefore, no further action was proposed for this AOI in the RFI Work Plan.

4.8 AOI 8: SWMU 8 – Nylon Coating Machine

The nylon coating machine was located in Department 44 in the central portion of the manufacturing building (Figure 21). Operation of the nylon coating machine commenced in 1969. The nylon coating machine was used to coat transmission parts with nylon through a baking process. Waste nylon primer, containing methyl ethyl ketone (MEK), was historically collected at the machine (IDEM, 1989). According to plant personnel, operation of the nylon coating machine stopped in the early 1990's.

The 1989 VSI conducted by IDEM identified this area as SWMU 8 and it was therefore identified as an AOI (AOI 8). At the time of the VSI, no releases were observed. CRA conducted a visual inspection of this AOI on September 12, 2006. The concrete flooring was found in good repair and no evidence of a release to the environment was identified. The potential for a release to the environment was considered to be low based on the nature of the activities and location of

the SWMU (i.e., inside the building with a concrete floor). Therefore, no further action was proposed for this AOI in the RFI Work Plan.

4.9 AOI 9: SWMU 9 – Degreasing Station

One of two degreasing stations used during manufacturing operations was located along the east side of the manufacturing building near column H27 and H28 (Figure 21). The degreasing station consisted of a tank within a well marked, diked, and drained area. The floor drain reportedly discharged to the on-Site WWTP. It is estimated that operation of the degreasing station commenced in 1969. Metal parts and tools were degreased by being submerged in a solvent contained in the degreasing tank. According to Site personnel, 1,1,1-TCA was the only solvent used for degreasing between 1985 and 1992 (GMC, 2006). The type of degreasing solvent used at this AOI prior to 1985 and following 1992 is unknown. According to plant personnel, operations at the degreasing stations ceased in 1996.

The 1989 VSI conducted by IDEM identified this area as SWMU 9 and it was therefore identified as an AOI (AOI 9). At the time of the VSI, no releases from the unit were observed.

4.9.1 Previous Investigations

Chlorinated solvents, including low levels of 1,1,1-TCA, are present in Site groundwater. Although no specific evidence of a release of hazardous constituents to the environment has been identified, the potential for a release to soil/groundwater from the historical operations at this AOI was determined to be moderate to high. Therefore, further investigation was proposed for this AOI in the RFI Work Plan.

4.10 AOI 10: SWMU 10 – Degreasing Station

The second of two degreasing stations used during manufacturing operations was located in Department 97 along the west side of the manufacturing building near columns D106/D107 and E106/E107 (Figure 21). The degreasing station consisted of a tank within a well marked, diked, and drained area. The floor drain reportedly discharged to the on Site WWTP. It is estimated that operation of the degreasing station commenced in 1979. Metal parts and tools were degreased by being submerged in a solvent contained in the degreasing tank. According to Site personnel, 1,1,1-TCA was the only solvent used for degreasing between 1985 and 1992 (GMC, 2006). The type of degreasing solvent used at this AOI prior to 1985 and following 1992 is unknown. According to plant personnel, operations at the degreasing stations ceased in 1996.

The 1989 VSI conducted by U.S. EPA identified this area as SWMU 10 and it was therefore identified as an AOI (AOI 10). At the time of the VSI, no releases from the unit were observed.

4.10.1 Previous Investigations

Chlorinated solvents, including low levels of 1,1,1-TCA, are present in Site groundwater. Although no specific evidence of a release of hazardous constituents to the environment have been identified, the potential for a release to soil/groundwater from the historical operations at this AOI was determined to be moderate to high.

CRA conducted a subsurface investigation in the vicinity of AOI 10 on September 21, 2007 that included the advancement of one borehole (i.e., BH-21) to 25 feet bgs. No visual and/or olfactory evidence of impact was observed during drilling and/or field screening of the soils collected. Three soil samples were collected for laboratory analysis of VOCs and the borehole was instrumented with a temporary monitoring well to facilitate the collection of one borehole water sample for VOC analysis. Soil VOC results from all sampled depths (i.e., 0-2 feet bgs, 4-6 feet bgs, and 8-10 feet bgs) were non-detect.

Concentrations of PCE and TCE were detected in duplicate borehole water samples above the IDEM RCG residential drinking water and residential vapor exposure Screening Levels, but below the commercial/industrial vapor exposure Screening Levels. No other parameters, including 1,1,1-TCA, were detected in the borehole water samples above the Screening Levels.

As there were no soil VOC detections, it is unlikely that the PCE and TCE concentrations in the borehole water sample are attributable to historical operations at this AOI. As such, no further investigation of this AOI was proposed in the RFI Work Plan.

Soil analytical results are summarized in Appendix G.1 with select parameters shown on Figure 25. Borehole water analytical results are summarized in Appendix G.2. Groundwater quality is further assessed as part of AOI 35 (Site-Wide Groundwater).

4.11 AOI 11: Underground Storage Tanks

Twenty underground storage tanks (USTs) were identified at the Site, and have collectively been identified as AOI 11. The locations of former USTs are shown on Figure 26. The following subsections describe the historical operations and current status of each UST.

4.11.1 AOI 11.1: Powerhouse USTs (T-1 through T-8)

The Powerhouse USTs were 50,000 gallons in size, installed between 1968 and 1976, and contained various grades of fuel oil for boilers. USTs T-1 through T-5 contained Fuel Oil No. 6, USTs T-6 and T-7 contained Fuel Oil No. 4, and UST T-8 contained Fuel Oil No. 2. Based on the contents and use of the contents, the USTs were not regulated by IDEM. The Powerhouse USTs were identified as AOI 11.1, and are shown on Figure 21. The Powerhouse USTs were removed

under the direction of O'Brien & Gere in 1990. Details of the UST removal activities and soil verification sample results were presented in "Summary Report, Underground Storage Tank Removal Project, General Motors Corporation, Powertrain Division, New Venture Gear Transmission Facility, Muncie, Indiana" (O'Brien & Gere, 1992).

4.11.1.1 Previous Investigations

Prior to excavation activities, all tanks were emptied of product, cleaned, and purged of vapors. During excavation activities, excavated soil was assumed to be impacted and was therefore stockpiled on polyethylene sheeting and sampled for waste characterization purposes. Throughout the excavation activities, O'Brien & Gere monitored the excavation and excavated soils for visual and/or olfactory evidence of impact. Approximately 2,100 cubic yards of soil were removed from the excavation to a depth of 18 feet bgs. Once the USTs were exposed, the USTs and associated piping were removed from the excavation, measured, photographed, and inspected for signs of leakage. The inspection of T-1 revealed a one inch crease near the lower east end of T-1. USTs T-2 through T-8 showed no evidence of damage (i.e., no apparent holes or perforations). Following inspection, each UST was cut into several pieces to render the tanks unusable. Before the excavation was backfilled, several floor and piping run soil samples (i.e., G-1 through G-8, G-10, G-12 through G-18, and G-20 through G-40) were collected for laboratory analysis of benzene, toluene, ethylbenzene, and xylene (BTEX) and total petroleum hydrocarbons (TPH). The excavation was then backfilled with sand fill material and the surface restored with crushed limestone. BTEX parameters were not identified in any of the soil samples above laboratory method detection limits, however, TPH was identified in 19 of the soil sample locations at concentrations exceeding the Underground Storage Tank Branch Guidance Manual (USTBGM) October 1994 leaking UST (LUST) Site Cleanup Objective of 100 mg/kg (herein referred to as the LUST Site Cleanup Objective). The concentrations of TPH detected ranged from non-detect above 10 mg/kg to 25,714 mg/kg (at sample location G-16).

A soil and groundwater investigation was conducted by ABB-ES between April 1995 and May 1995 to evaluate the condition of the subsurface adjacent to the Powerhouse excavation area (ABB-ES, 1995a). The investigation included borehole advancement at five locations (P-1 to P-5) adjacent to areas where previous soil sample results exceeded the LUST Site Cleanup Objective for TPH. Soil samples were collected for TPH analysis, the results of which indicated that TPHs were detected at 93 mg/kg between 18 and 20 feet bgs at P-1 and non-detect at P-2 through P-5. A temporary well (TW-1) was installed at the northwest corner of the Powerhouse UST area (i.e., at P-5). Groundwater samples were collected downgradient of the former Powerhouse UST area (i.e., TW-1 and MW-22) for laboratory analysis of VOCs and semi volatile organic compounds (SVOCs). No VOCs or SVOCs were detected at MW-22. Chlorinated hydrocarbons were detected in the temporary well (TW-1) above IDEM's Screening Levels. As the chlorinated hydrocarbons detected in the temporary well are not constituents in fuel oil,

these groundwater impacts are not considered attributable to the historical operations at this AOI.

Soil and groundwater analytical results are summarized in Appendix G.1 and G.3, respectively. Select soil parameters are shown on Figure 27. Groundwater quality is further assessed as part of AOI 35 (Site-Wide Groundwater).

Due to the presence of elevated concentrations of TPH in soil, this area was identified as an AOI requiring further investigation in the RFI Work Plan to characterize the SVOC constituents contributing to the elevated TPH concentrations.

4.11.2 AOI 11.2: Gasoline UST (T-9)

UST T-9 was historically located to the east of the administration portion of the manufacturing building, and was identified as AOI 11.2 (Figure 21). UST T-9 was a 5,000 gallon gasoline UST that was installed in 1968. Site files indicate that towards the end of the UST's service it contained unleaded gasoline, however, Site personnel indicated that leaded gasoline was historically used at the Site. UST T-9 was removed under the direction of O'Brien & Gere in 1989.

4.11.2.1 Previous Investigations

Inspection of UST T-9 found the UST in good condition. Following inspection, UST T-9 was purged of vapors, cleaned, and cut into several pieces to render the tank unusable. Before the excavation was backfilled, two soil samples were collected of the native soil beneath the ends of the former UST (T-9 West and T-9 East) location for laboratory analysis of BTEX and TPH. The excavation was then backfilled with excavated soils that did not exhibit field evidence of impact. No BTEX parameters were detected above laboratory method detection limits. TPH was detected at a concentration of 51 mg/kg at sample location T-9 East that is below the LUST Site Cleanup Objective for TPH of 100 mg/kg. TPH was not detected at sample location T-9 West. The approximate locations of the soil verification samples are shown on Figure 28. Soil sample analytical results are presented in Appendix G.1.

The IDEM UST database search results indicate that the status of UST T-9 is "permanently out of service" with a closure date of December 9, 1989. As BTEX constituents are not present in soil at this AOI, no further action was proposed for this AOI in the RFI Work Plan.

4.11.3 AOI 11.3: Gasoline UST (T-10) and Diesel UST (T-11)

USTs T-10 and T-11 were historically located to the east of the administration portion of the manufacturing plant, and were identified as AOI 11.3 (Figure 21). USTs T-10 and T-11 were

1,000 gallon USTs containing gasoline and diesel, respectively, and were installed in 1961. Site files indicate that towards the end of the USTs' service, UST T-10 contained unleaded gasoline, however, Site personnel indicated that leaded gasoline was historically used at the Site. USTs T-10 and T-11 were removed under the direction of O'Brien & Gere in 1989.

4.11.3.1 Previous Investigations

Removal and inspection of UST T-10 found several holes approximately 1/16 inch in diameter in the ends of the tank and field evidence of impacted soils (i.e., diesel fuel odor). Impacted soils surrounding the UST were stockpiled on polyethylene sheeting and sampled for waste characterization purposes. Once the UST was exposed, the UST, dispenser, dispenser island, and associated piping were removed from the excavation, measured, photographed, and inspected for signs of leakage. Following inspection, UST T-10 was purged of vapors, cleaned, and cut into several pieces to render the tank unusable.

Removal and inspection of UST T-11 found several holes approximately 1/16 inch in diameter in the ends of the tank and field evidence of impacted soils (i.e., gasoline odor). Impacted soils surrounding the UST were stockpiled on polyethylene sheeting and sampled for waste characterization purposes. Once the UST was exposed, the UST, dispenser, dispenser island, and associated piping were removed from the excavation, measured, photographed, and inspected for signs of leakage. Following inspection, UST T-11 was purged of vapors, cleaned, and cut into several pieces to render the tank unusable.

Before the excavation from the tank removals was backfilled, two composite soil samples were collected of the native soil beneath the ends of the former UST locations for laboratory analysis of BTEX and TPH, the results of which were non-detect. The excavation was then backfilled with excavated soils that did not exhibit field evidence of impact. Soil analytical results are summarized in Appendix G.1. Select parameters are shown on Figure 29.

The Hydra-Matic Muncie Plant reported a release from T-10 and T-11 to IDEM on December 9, 1989 (Incident No. 198912046). It is noted that Incident No. 198912046 is also associated with a release from USTs T-14 and T-19. As required by 40 Code of Federal Regulations (CFR) Part 280.63, the Hydra-Matic Muncie Plant submitted the "Initial Site Characterization Report" (Hydra-Matic, 1990) for Incident No. 198912046 to IDEM UST Program, Office of Environmental Response (OER) on February 1, 1990 (GMC, 2004) (CRA, 2005).

The IDEM UST database search results indicate the status of UST T-10 and UST T-11 are "permanently out of service" with a closure date of December 9, 1989. However, due to IDEM's request for further information associated with USTs T-14 and T-19, the status of Incident No. 198912046 remained active.

GMC submitted correspondence to IDEM's Office of Land Quality LUST Section on October 30, 2006 requesting a No Further Action (NFA) determination for USTs T-10 and T-11. On April 2, 2009, IDEM granted an NFA determination associated with Incident No. 198912046 related to USTs T-10 and T-11. Therefore, no further action was proposed for this AOI in the RFI Work Plan.

4.11.4 AOI 11.4: Gasoline UST (T-12)

UST T-12 was formerly located south of the guard shack to the west of the Carpenter Shop, and was identified as AOI 11.4 (Figure 21). Site files indicate that towards the end of the UST's service it contained unleaded gasoline, however, Site personnel indicated that leaded gasoline was historically used at the Site. UST T-12 was a 2,000 gallon gasoline UST installed in 1983 and removed in 1990.

4.11.4.1 Previous Investigations

Removal and inspection of UST T-12 found minor pitting around the base of the tank and impacted soils alongside and beneath the UST. Impacted soils surrounding the UST were stockpiled on polyethylene sheeting and sampled for waste characterization purposes. Prior to excavation activities, T-12 was emptied of product, cleaned, and purged of vapors. Once the UST was exposed, the UST and associated piping were removed from the excavation, measured, photographed, and inspected for signs of leakage. Following inspection, T-12 was cut into several pieces to render the tank unusable. Excavation extended vertically to the concrete anchor pad that was removed with the excavation and laterally until visual and olfactory monitoring showed no evidence of impact. Before the excavation was backfilled, three soil samples were collected for laboratory analysis of BTEX and TPH, the results of which were non-detect. The excavation was then backfilled with sand fill material to grade. Soil analytical results are summarized in Appendix G.1 and select parameters are shown on Figure 30.

NVG reported a release to IDEM on December 17, 1990. Incident No. 199012568 was assigned to the release of gasoline from T-12 and quench oil from T-13. In accordance with 40 CFR 280.62, NVG submitted the "20 Day Initial Abatement Report" (NVG, 1990a) to IDEM's UST Program, OER on December 31, 1990. The "45 Day Report, Site Characterization and Free Product Removal Reports, New Venture Gear, Inc., Muncie Transmission Division, 1200 West 8th Street, Muncie, Indiana 47307" (O'Brien & Gere, 1991) was submitted to IDEM to comply with federal regulations 40 CFR 280.63 and 40 CFR 280.64 as adopted by IDEM.

The IDEM UST database search results indicate the status of UST T-12 is "permanently out of service" with a closure date of December 18, 1990. Incident No. 199012568 has received NFA status. Therefore, no further action was proposed for this AOI in the RFI Work Plan.

4.11.5 AOI 11.5: Quench Oil UST (T-13)

UST T-13 was historically located near the northwest corner of the manufacturing building, and was identified as AOI 11.5 (Figure 21). UST T-13 was a 5,000-gallon quench oil UST installed in 1976 and removed in 1990. Based on a review of available data and discussions with Site personnel, four types of quench oil have been used at the Site, namely: Fenso 71 and Fenso 161 manufactured by Exxon, Houghto Quench G manufactured by Houghton, and Marr Quench. The Material Safety Data Sheets (MSDSs) for the various quench products have been appended to this report (Appendix A.4). It is not clear from the Site files which quench oils were stored in which USTs.

4.11.5.1 Previous Investigations

UST T-13 was removed under the direction of O'Brien & Gere in December 1990. Removal and inspection of UST T-13 found the tank in good condition with no signs of corrosion, however, impacted soils were observed alongside and beneath the UST. Impacted soils surrounding the UST were stockpiled on polyethylene sheeting and sampled for waste characterization purposes. Prior to excavation activities, UST T-13 was emptied of product, cleaned, and purged of vapors. Once the UST was exposed, the UST and associated piping were removed from the excavation, measured, photographed, and inspected for signs of leakage. Following inspection, UST T-13 was cut into several pieces to render the tank unusable. Excavation activities extended vertically to the concrete anchor pad that remained in place, and laterally until visual and olfactory monitoring showed no evidence of impact. Before the excavation was backfilled, three soil samples were collected for laboratory analysis of TPH at the locations shown on Figure 31. The sampling results indicated low levels (i.e., 18 to 21 mg/kg) of TPH in in-situ soils. The excavation was then backfilled with sand fill material and the surface subsequently paved. Soil analytical results are summarized in Appendix G.1.

NVG reported a release to IDEM on December 17, 1990. Incident No. 199012568 was assigned to the release of gasoline from UST T-12 and quench oil from UST T-13. In accordance with 40 CFR 280.62, NVG submitted the "20-Day Initial Abatement Report" (NVG, 1990a) to IDEM's UST Program, OER on December 31, 1990. The "45-Day Report, Site Characterization and Free Product Removal Reports, New Venture Gear, Inc., Muncie Transmission Division, 1200 West 8th Street, Muncie, Indiana 47307" (O'Brien & Gere, 1991) was submitted to IDEM under federal regulations 40 CFR 280.63 and 40 CFR 280.64 as adopted by IDEM.

The database search results indicate that the status of UST T-13 is "permanently out of service" with a closure date of December 18, 1990. Incident No. 199012568 has received NFA status. Therefore, no further action was proposed for this AOI in the RFI Work Plan.

4.11.6 AOI 11.6: Quench Oil UST (T-14)

UST T-14 was formerly located in the truck well in the central portion of the manufacturing building adjacent to the Heat Treat Building (AOI 28) beneath a rail line that serviced the plant (AOI 14.2). UST T-14 was identified as AOI 11.6, and is presented on Figure 21. UST T-14 was a 4,000-gallon quench oil UST installed in 1953 and removed in 1989.

4.11.6.1 Previous Investigations

UST T-14 was removed under the direction of O'Brien & Gere in December 1989. Following removal of the quench oil UST and excavation of the quench oil impacted soil surrounding the UST, two soil verification samples (i.e., T-14 North and T-14 South) were collected from the floor of the excavation for laboratory analysis of BTEX and TPH. No BTEX parameters were detected above laboratory detection limits. TPH was detected at a concentration of 3,900 mg/kg and 20,000 mg/kg at sample location T-14 North and T-14 South, respectively that exceed the LUST Site Cleanup Objective of 100 mg/kg.

Subsurface investigation activities were conducted at AOI 11.6 between April 1990 and May 1990, between April 1995 and June 1995, and between November 2004 and July 2005. In April 1990, one soil sample was collected for VOCs, SVOCs, and saturated aliphatic hydrocarbon analyses. With the exception of methylene chloride (a possible laboratory contaminant), no parameters were detected above the IDEM Screening Levels.

The investigations conducted between April 1995 and June 1995 included the installation of five boreholes in the vicinity of UST T-14 and the collection of ten soil samples for laboratory analysis of TPH. TPH concentrations were detected above the LUST Site Cleanup Objective at each location. One borehole water sample was also collected and analyzed for VOCs and SVOCs in May 1995. With the exception of TCE, no parameters were detected above the IDEM Screening Levels in the borehole water sample. The presence of TCE in the borehole water sample may not be directly related to activities conducted at this AOI, as chlorinated compounds such as TCE are present across the Site.

The investigations conducted between November 2004 and July 2005 included the installation of 9 boreholes in the vicinity of UST T-14 and the collection of 17 soil samples for laboratory analysis of BTEX, methyl tert-butyl ether (MTBE), and hexane extractable material (HEM) at the request of IDEM. No parameters were detected above the Screening Levels during the 2004/2005 investigations. Borehole water samples were collected from four locations and

analyzed for BTEX, MTBE, and HEM between November 2004 and July 2005. With the exception of a benzene concentration detected above the residential drinking water Screening Level at BH-2, located east of the approximate excavation limit, detectable concentrations were below the Screening Levels.

Soil analytical results are summarized in Appendix G.1 and select parameters are shown on Figure 32. Borehole water analytical results are summarized in Appendix G.2. Groundwater quality is further assessed as part of AOI 35 (Site-Wide Groundwater).

The Hydra-Matic Muncie Plant reported a release from T-10 and T-14 to IDEM on December 9, 1989 (Incident No. 198912046). It is noted that Incident No. 198912046 is also associated with a release from USTs T-10, T-11, and T-19. The IDEM UST database search results indicate that the status of UST T-14 is "permanently out of service" with a closure date of December 9, 1989. However, the status of Incident No. 198912046 remained active until institutional controls were implemented to limit groundwater and land use through an Environmental Restrictive Covenant (ERC), entered into by GMC on June 17, 2008.

On August 29, 2008, IDEM granted an NFA determination associated with Incident No. 198912046 related to USTs T-14 and T-19. Therefore, no further action was proposed for this AOI in the RFI Work Plan.

4.11.7 AOI 11.7: Hydraulic Oil USTs (T-15 and T-16)

USTs T-15 and T-16 represent three 40-gallon hydraulic oil reservoirs used during operation of the vehicle lifts in the garage that were identified as AOI 11.7 (Figure 21). Based on the size and contents of the USTs, they were not regulated. Two of the three hydraulic oil reservoirs associated with vehicle lifts in the garage were closed in place with grout and one was removed between June and July 1996. No investigations have been completed in this area.

The database search results indicate that the status of USTs No. T-15 and T-16 are "unregulated" with no closure date(s) provided. No evidence of a release of hazardous constituents to the environment exists, therefore, no further action was proposed for this AOI in the RFI Work Plan.

4.11.8 AOI 11.8: Oil USTs (T-17 and T-18)

The tanks identified as USTs T-17 and T-18 on the Site's UST notification form were identified as AOI 11.8 and were reportedly located on the northern portion of the former Delco Remy property at the approximate location presented on Figure 21. USTs T-17 and T-18 were identified as 10,000-gallon oil USTs, however; it is unclear whether or not the tanks were

installed as USTs. The tanks were said to have been located inside a building that was razed in 1978.

4.11.8.1 Previous Investigations

Magnetometer surveys were conducted by O'Brien & Gere in 1990 in an attempt to locate the tanks. Based on the results of the magnetometer survey, six areas were excavated in an attempt to locate the tanks. Four excavation areas were located in the transaxle parking lot and two areas were excavated north of the transaxle parking lot, however, no evidence of USTs was observed. NVG reported to IDEM, in a letter dated June 20, 1990, that the tanks were either removed from the ground in 1978 when the building was razed or they never existed underground (NVG 1990b).

CRA reviewed relevant Sanborn Fire Insurance Maps to assist in the identification of historical land use. The Sanborn Maps commonly indicate the existence and location of aboveground and underground storage tanks, structures, improvements, and facility operations. The location where T-17 and T-18 were reportedly located roughly corresponds to the location of several tanks labeled on the 1950, 1954, and 1972 Sanborn maps as "never used". The tanks on the Sanborn Maps appear to be southwest of the potential location of the USTs investigated by O'Brien & Gere; however, a map illustrating the six areas investigated by O'Brien & Gere was not available for review by CRA. The Sanborn Maps do not identify whether these tanks are USTs or ASTs. Sanborn Maps are provided in Appendix H.

The database search results indicate that the status of USTs T-17 and T-18 are "permanently out of service" with a closure date of December 9, 1989. It is reasonable to conclude, based on available information, that the tanks were either removed when the building was razed or that the tanks never existed as USTs. No evidence of a release to the environment associated with these tanks was documented in the Site files. Therefore, no further action was proposed for this AOI in the RFI Work Plan.

4.11.9 AOI 11.9: Fuel Oil UST (T-19)

UST T-19 represents two fuel USTs with a capacity of 500-gallons each that were reportedly located northeast of the Carpenter Shop. The location of UST T-19, which was identified as AOI 11.9, is presented on Figure 21.

4.11.9.1 Previous Investigations

The USTs associated with T-19 were removed in 1989. Following removal of the fuel oil USTs and associated piping, and excavation of fuel oil impacted soil surrounding the USTs, two soil verification samples (i.e., T-19 North and T-19 South) were collected for laboratory analysis of

BTEX and TPH. No parameters were detected above the IDEM Screening Levels however, the concentration of TPH at sample location T-19 North exceeded the LUST Site Cleanup Objective.

Subsurface investigation activities were conducted at AOI 11.9 in September 1995, November 2004, and July 2005. In September 1995, ten soil samples were collected for BTEX and TPH from five borehole locations. No parameters were detected above the IDEM Screening Levels or the LUST Site Cleanup Objective for TPH.

The investigations conducted between November 2004 and July 2005 included the installation of 11 boreholes in the AOI 11.9 area and the collection of 23 soil samples for laboratory analysis of BTEX, MTBE, and gasoline range organic (GRO) TPH. TPH concentrations were detected above the LUST Site Cleanup Objective for TPH at three locations, and benzene was detected above the residential MTG Screening Level in ten samples. Seven borehole water samples were also collected and analyzed for BTEX, MTBE, and GRO TPH from six locations. Benzene and/or ethylbenzene were detected above the IDEM Screening Levels at three locations. No other parameters were detected above the Screening Levels in the borehole water samples collected between November 2004 and July 2005.

Groundwater samples have been collected from monitoring well MW-21A, located inside AOI 11.9, since 1991. The most recent groundwater quality data from MW-21A for SVOCs and metals (May 2006) indicates that naphthalene and arsenic remain above the residential drinking water Screening Level, but below the residential and commercial/industrial vapor exposure Screening Levels.

Soil analytical results are summarized in Appendix G.1 and select parameters are shown on Figure 33. Borehole water and groundwater analytical results are summarized in Appendix G.2 and Appendix G.3, respectively. Groundwater quality is further assessed as part of AOI 35 (Site-Wide Groundwater).

The Hydra-Matic Muncie Plant reported a release from T-19 to IDEM on December 9, 1989 (Incident No. 198912046). It is noted that Incident No. 198912046 is also associated with a release from USTs T-10, T-11, and T-14. The IDEM UST database search results indicate that the status of UST T-19 is "permanently out of service" with a closure date of December 9, 1989, however, the status Incident No. 198912046 remained active until institutional controls were implemented to limit groundwater and land use through an ERC, entered into by GMC on June 17, 2008. On August 29, 2008, IDEM granted an NFA determination associated with Incident No. 198912046 related to USTs T-14 and T-19. Therefore, no further action was proposed for the AOI in the RFI Work Plan.

4.11.10 AOI 11.10: Quench Oil UST (T-20)

UST T-20 was historically located under a loading dock in the NVG Department 65. UST T-20 was an 8,000-gallon quench oil UST that was installed in 1954 and closed in place in 1996 with inert flowable slurry, with concurrence from IDEM. The location of UST T-20, which was identified as AOI 11.10, is presented on Figure 21.

4.11.10.1 Previous Investigations

A pre-closure Site assessment was conducted by ABB-ES in September 1995 and presented in "Pre-Closure Site Assessment, Quench Oil Underground Storage Tank, New Venture Gear, Muncie, Indiana (ABB-ES, 1995). Four boreholes (i.e., P-7, P-8A, P-9, and HA-16) were advanced to depths ranging from 10.5 feet bgs at HA-16 to 20 feet bgs at the locations of P-7 through P-9. Soil sample intervals were selected for laboratory analyses based on the vertical position of the tank. At locations P-7 through P-9, soil samples were collected from 1 foot bgs (near surface), 8 to 12 feet bgs (estimated midpoint of the tank), and 16 to 20 feet bgs (near the bottom of the tank) were selected for laboratory analysis. At HA-16, soil samples collected from a depth of 2 to 3 feet (near surface) and 8 to 10 feet (estimated midpoint of the tank) were selected for laboratory analysis. A total of 14 soil samples were collected for analysis of TPH to evaluate the condition of the subsurface soil adjacent to T-20. TPH was detected in two soil samples (i.e., P-8A and P-9) at concentrations of 346 mg/kg and 170 mg/kg that exceed the LUST Site Cleanup Objective. Soil analytical results are summarized in Appendix G.1 and select parameters are shown on Figure 34.

The Pre-Closure Site Assessment Report was submitted to IDEM and the State Fire Marshal in October 1995. As a result of the concentration of TPH above IDEM UST guidance, IDEM assigned Incident No. 199512501, with a low priority, to the release of an undetermined amount of quench oil from UST T-20. GMC received concurrence from IDEM to close the UST in place in a letter dated January 5, 1996.

Closure activities were conducted between June 29, 1996 and July 24, 1996. Oil and sludge were removed from piping and contained in 55-gallon drums for waste characterization and appropriate disposal. The tank was wiped with absorbent material until no visual signs of oil remained. The tank was then filled with inert, flowable slurry. Details of the in-place closure of UST T-20 were presented in "Quench Oil Underground Storage Tank Closure, New Venture Gear, Muncie, Indiana" (ABB-ES, 1996) that included a Site-specific risk assessment and Site-specific human-health based criterion calculation for TPH in soils associated with UST T-20.

The database search results indicate that the status of UST T-20 is "permanently out of service" with no closure date provided. Incident No. 199512501 has NFA status dated June 11, 2004. Therefore, no further action was proposed for this AOI in the RFI Work Plan.

4.12 AOI 12: Above Ground Storage Tanks

Fifty-six ASTs were identified at the Site, and have collectively been identified as AOI 12. The locations of former ASTs at the Site are shown on Figure 23. The following subsections describe the historical operations and current status of each AST.

4.12.1 AOI 12.1: Oil House ASTs (T-1 through T-12)

The Oil House ASTs (T-1 through T-12) were single wall steel ASTs and were installed in 1974. The Oil House ASTs, identified as AOI 12.1, were located inside the Oil House building. The location of AOI 12.1 is presented on Figure 21.

The characteristics of the Oil House ASTs are summarized below.

AST No.	***Size***	***Contents***	***Containment***
T-1	10,000 gal	Soluble Oil	Yes
T-2	10,000 gal	Soluble Oil	Yes
T-3	10,000 gal	Soluble Oil	Yes
T-4	10,000 gal	Cold Quench Oil	Yes
T-5	10,000 gal	Reclaimed Cutting Oil	Yes
T-6	10,000 gal	Floor Soap	Yes
T-7	7,500 gal	Hot Quench Oil	Yes
T-8	7,500 gal	Soluble Oil	Yes
T-9	7,500 gal	Transmission Oil	Yes
T-10	7,500 gal	Mineral Seal	Yes
T-11	15,000 gal	Hydraulic Oil	Yes
T-12	15,000 gal	Transmission Oil	Yes

An inspection of the Oil House ASTs was conducted in 2002. At that time, all ASTs identified above were labeled and no significant signs of staining, leakage, or spills were observed. The Oil House ASTs were observed to have secondary containment (CRA, 2002a/b/c).

Prior to cessation of manufacturing operations in March 2006, the Oil House ASTs were in use at the Site. The Oil House AST containment areas were inspected as part of the 2005/2006 review process and found to be free of significant staining. No further action was proposed for this AOI in the RFI Work Plan.

4.12.2 AOI 12.2: Powerhouse ASTs (T-13 through T-17)

ASTs T-13 through No. T-16 were single wall steel ASTs installed in 1990. AST T-17 was a single wall steel AST installed prior to 1960. The Powerhouse ASTs were identified as AOI 12.2, and were located northeast of the Powerhouse. The location of AOI 12.2 is presented on Figure 21.

The characteristics of the Powerhouse ASTs are summarized below.

AST No.	***Size***	***Contents***	***Containment***
T-13	25,000 gal	Fuel Oil	Yes
T-14	25,000 gal	Fuel Oil	Yes
T-15	25,000 gal	Fuel Oil	Yes
T-16	25,000 gal	Fuel Oil	Yes
T-17	300 gal	Diesel	Yes

An inspection of the Powerhouse ASTs was conducted in 2002. At that time, all ASTs identified above were labeled and no significant signs of staining, leakage, or spills were observed.

Prior to cessation of manufacturing operations in March 2006, all Powerhouse ASTs were in use at the Site. The Powerhouse AST containment areas were inspected as part of the 2005/2006 review process and found to be free of significant staining.

An inspection of the Powerhouse ASTs was conducted as part of CRA's September 12, 2006 Site inspection. At that time, the ASTs had not been removed from the Site and no significant signs of staining, leakage, or spills were observed. No further action was proposed for this AOI in the RFI Work Plan.

4.12.3 AOI 12.3: Heat Treat ASTs (T-18 and T-19)

AST No. T-18 was a single wall steel AST installed in 1960. AST No. T-19 was a single wall steel AST installed in 1988. ASTs T-18 and T-19 were located north of the Heat Treat Building, and were identified as AOI 12.3. The location of AOI 12.3 is presented on Figure 21.

The characteristics of the heat treat ASTs are summarized below.

AST No.	Size	Contents	Containment
T-18	11,000 gal	Liquid Nitrogen	No
T-19	1,000 gal	Ammonia	No

An inspection of the heat treat ASTs was conducted in 2002. At that time, the ASTs identified above were labeled and no significant signs of staining, leakage, or spills were observed. The heat treat ASTs were observed to be without secondary containment.

Prior to cessation of manufacturing operations in March 2006, both heat treat ASTs were in use at the Site. The heat treat AST staging area was inspected as part of the 2005/2006 review process and found to be free of significant staining.

An inspection of the heat treat AST staging area was conducted in September 2006. At that time AST T-18 had been removed from the Site as part of the decommissioning activities. CRA visually inspected AST T-19 and no significant signs of staining, leakage, or spills were observed. No further action was proposed for this AOI in the RFI Work Plan.

4.12.4 AOI 12.4: Northwest Corner of Plant ASTs (T-20 through T 22)

ASTs T-20 through T-22 were single wall steel ASTs installed in 1990. ASTs T-20 and T-21 were moved from the northwest corner of the plant to the southeast corner of the Oil House containment pad in 2003 or 2004. When ASTs T-20 and T-21 were relocated, they were each stored inside a 630-gallon secondary containment structure equipped with a roof. The location of these ASTs (AOI 12.4) is presented on Figure 21.

The characteristics of the ASTs in the northwest corner of the plant are summarized below.

AST No.	Size	Contents	Containment
T-20	500 gal	Gasoline	Yes
T-21	500 gal	Diesel	Yes
T-22	10,000 gal	Quench Oil	Yes

An inspection of the ASTs in the northwest corner of the plant was conducted in 2002. At that time, the ASTs identified above were labeled and no staining or signs of leakage or spills were observed. The ASTs in the northwest corner of the plant were observed to have secondary containment.

Prior to cessation of manufacturing operations in March 2006, the ASTs in the northwest corner of the plant were in use at the Site. The AST containment areas in the northwest corner of the

plant were inspected as part of the review process and found to be free of significant staining. No further action was proposed for this AOI in the RFI Work Plan.

4.12.5 AOI 12.5: WWTP ASTs (T-23 through T-29)

AST Nos. T-23 through T-29 were single wall steel ASTs installed in 1968. ASTs T-23 through T-25 and T-29 were located west of the WWTP and ASTs T-26 through T-28 were located north of the WWTP. These ASTs are collectively known as the WWTP ASTs, and were identified as AOI 12.5. The location of AOI 12.5 is presented on Figure 21.

The characteristics of the WWTP ASTs are summarized below.

AST No.	***Size***	***Contents***	***Containment***
T-23	176,000 gal	Holding Tank	Yes[(1)]
T-24	176, 000 gal	Holding Tank	Yes[(1)]
T-25	360,000 gal	Holding Tank	Yes[(1)]
T-26	8,000 gal	Sulfuric Acid	Yes
T-27	15,000 gal	Reclaimed Oil	Yes
T-28	15,000 gal	Reclaimed Oil	Yes
T-29	20,000 gal	Sludge	Yes[(1)]

[(1)] – containment consists of 4-inch curbing

Prior to cessation of manufacturing activities, industrial wastewater from plant operations was sent to the on-Site WWTP. There, the oil was separated from the wastewater and transferred to two 15,000-gallon reclaimed oil ASTs north of the WWTP (i.e., ASTs T-27 and T-28) presented on Figure 23. From the reclaimed oil ASTs, oil was sent to the Powerhouse for burning, the Oil House for use as cutting oil, or transported off-Site for appropriate recycling/disposal. The two reclaimed oil ASTs (i.e., T-27 and T-28) and one 8,000-gallon sulfuric acid AST (i.e., T-26) were located north of the WWTP within a five to six foot high concrete containment wall.

The following describes releases from WWTP ASTs.

Release from Holding Tank AST

According to Site files, a release from one of the holding tanks occurred on December 28, 1989. It is unclear from the Site files from which tank the release occurred. The release of oily wastewater was a result of a broken pipe on the base of one of the holding tanks. The release was contained in the area of the holding tank and the pipe was repaired. There was no evidence to suggest an investigation or remedial action was conducted as a result of the release from the holding tank.

Releases from Holding Tank No. 1 AST (T- 23)

According to Site files, a release from holding tank No. 1 (i.e., AST T-23) occurred on July 27, 1987. Site personnel observed a release of approximately 2 to 3 gallons per minute of wastewater from the area between the seal and the concrete base of the tank. The release was contained and it was therefore determined that no reportable spill had occurred to the waterways or to the ground.

On May 17, 1995, a release from holding tank No. 1 (i.e., AST T-23) occurred. Approximately 100 gallons of oily wastewater was discharged to the area surrounding the WWTP tanks and an earthen berm was constructed to prevent further migration. The WWTP sump reached an overflow status and the oily wastewater flowed east towards the Oil House containment pad where it entered the Oil House sump and was pumped back to the WWTP. The Muncie Sanitary District, Bureau of Water Quality, and IDEM were notified of the release.

There was no evidence to suggest an investigation or remedial action was conducted as a result of the releases from AST T-23.

Release from Holding Tank No. 3 AST (T-25)

On May 5, 2003, less than 100 gallons of oily wastewater originating from holding tank No. 3 (i.e., AST T-25) was released to the combination storm/sanitary sewer. The release was due to overflow of the tank during heavy rains. The release of oily wastewater was reported to IDEM and assigned Indiana Spills No. S105862069). There was no evidence to suggest an investigation or remedial action was conducted as a result of the release from AST T-25.

Release from Sulfuric Acid AST (T-26)

On May 10, 1999, a release from the sulfuric acid AST (i.e., AST T-26) occurred. Approximately 2,000 gallons of sulfuric acid was discharged to the WWTP ASTs containment area. According to Site personnel, approximately 1,000 gallons of sulfuric acid was believed to be routed to the WWTP via a drain in the vicinity of the release and approximately 1,000 gallons were lost to the underlying soils in the containment area. The spill was a result of the failure of a mechanical joint in the piping that leads from the AST to the manufacturing building. On May 11, 1999, Heritage Environmental Services LLC (Heritage) mobilized equipment to the Site to remove impacted soils as a result of the sulfuric acid release. Soils were placed in a transfer box, stabilized using agricultural lime, and appropriately disposed by The Environmental Quality Company in Belleville, Michigan (MID 000 724 831). The release of sulfuric acid was reported to IDEM and assigned Indiana Spills No. S105104772.

An investigation of the area related to the sulfuric acid release from AST T-26 was conducted in 2002 and included advancement of one borehole (i.e., SB-06) in the southwest corner of the secondary containment structure for the WWTP ASTs. A soil sample was collected for laboratory analysis of pH. The pH was measured at 9.1. The location of SB-06 is shown on Figure 22.

Release from Reclaimed Oil AST (T-28)

On December 18, 1987, a release from a reclaimed oil AST (i.e., AST T-28) occurred. Approximately 1,400 gallons of reclaimed oil was released to the gravel beneath the AST when the tank level gauge failed and the tank overfilled. The reclaimed oil flowed around the outside of the Oil House containment wall and along the fence alignment north of the WWTP until it reached Elliot Street. It is estimated that approximately 20 gallons of reclaimed oil were lost to the sanitary sewer manhole approximately 7 feet east of the WWTP AST containment area. In total, the reclaimed oil covered approximately 2,500 square feet between the WWTP containment area and Elliot Street. Hydra-Matic Division of GMC removed all oil stained gravel and dirt from the area of the spill (MTP, 1987).

An inspection of the WWTP ASTs was conducted in 2002. At that time, all ASTs identified above were labeled and were observed to have secondary containment. The inspection of the WWTP ASTs in 2002 identified the following:

- several repair patches were observed on the north side of AST T-23
- sludge dripping from the top of AST T-23 along the north side
- signs of spillage on the southwest side of AST T-23, along the base of the tank
- a broken pipe was hanging down from AST T-25
- signs of minor corrosion on the valves and flanges of AST T-26
- orange and black staining on the concrete at the base of AST T-29
- worn insulation on the valves and flanges

With the exception of the sulfuric acid AST (i.e., AST T-26) and prior to cessation of manufacturing operations in March 2006, the WWTP ASTs were in use at the Site. The WWTP AST containment areas were inspected as part of the 2005/2006 review process and, with the exception of the WWTP AST containment area north of the WWTP (i.e., ASTs T-26 throughT-28), were found to be free of significant staining. At the time of CRA's September 12, 2006 Site inspection, the sulfuric acid AST had been removed as part of the ongoing decommissioning activities, and the holding tanks had been cleaned and large holes had been

cut in the sides of each of the tanks. The holding tanks and remaining WWTP ASTs were later removed as a part of the decommissioning activities at the Site.

4.12.5.1 Previous Investigations

Subsurface investigations in the vicinity of the reclaimed oil ASTs were conducted by others in 1988, in 1989, and in 1995. Soil sampling conducted in 1988 and 1989 in the containment area near the ASTs indicated that soils were visibly stained to a depth of approximately 6 feet bgs, concentrations of TPH were as high as 100,000 mg/kg, and toluene and xylenes were detected in soil samples. The majority of the samples collected outside of the containment area were below the detection limits; however, TPH and toluene were detected in some areas beyond the contamination area.

Based on the investigation results, the upper two feet of soil were removed from the containment area and transported off-Site for disposal. The underlying impacted soils were left in place and were treated utilizing in-situ bioremediation. The bioremediation system was installed in August 1993 and consisted of product removal and dewatering using a combination fluid recovery well system and soil vapor extraction system. Soil samples collected in 1994, after one year of bioremediation, indicated a decrease in TPH concentrations.

In June 1995, ABB-ES conducted soil sampling to evaluate the post-treatment conditions in this area. Soil samples were analyzed for TPH, BTEX, and polycyclic aromatic hydrocarbons (PAHs). No BTEX or PAH parameters were detected during the June 1995 activities at concentrations exceeding the Screening Levels. TPH was detected at various concentrations, as high as 47,100 mg/kg at monitoring location HA-12.

A human health risk-based soil cleanup concentration based on exposure to the surface soils for a Site worker was calculated. The concentration of TPH detected in some soils during the June 1995 investigation exceeded the human health risk based soil cleanup criteria for the AST containment area. As such, and based on the estimated time to remediate the soils through operation of the in-situ bioremediation system, ABB-ES recommended additional removal of impacted soils followed by capping.

In June 1996, additional excavation of impacted soils was conducted, the bioremediation system was decommissioned, and the containment area was capped. Capping included the installation of a nylon-reinforced liner, backfilling, the placement of concrete, and the installation of a bentonite perimeter seal. Light non-aqueous phase liquid (LNAPL) was found at two monitoring locations during groundwater monitoring activities in 1997.

In November 2008, the horizontal and vertical extent of remaining petroleum impact to soils in the vicinity of the WWTP AST area were delineated by the advancement of 18 boreholes. Boreholes were first advanced within the containment area of former Reclaimed Oil Tank No. 1, and then advanced in all directions until no visual or olfactory evidence of impact was noted. The analytical results from soil sampling activities were evaluated and, with the exception of arsenic and iron, as well as PCE at one location, analyzed parameters were either not detected above the laboratory method detection limit or, if detected, were detected at concentrations below the Screening Levels. Arsenic and iron were found at concentrations above the residential soil MTG Screening Level, but below the commercial/industrial and excavation soil direct contact Screening Levels at AOI 12.5, with the exception of SB-63, where arsenic was detected above the commercial/industrial Screening Level and below the excavation soil direct contact Screening Level. PCE was found at a concentration above the residential soil MTG Screening Level, but below the commercial/industrial and excavation soil direct contact Screening Levels at SB-58. Soil analytical results are summarized in Appendix G.1 and select parameters are shown on Figure 35.

LNAPL known to accumulate in stand pipes located within the containment area is believed to be residual and highly localized. Further, the presence of residual petroleum impacts has not impacted soil above acceptable levels for current and/or reasonably expected future land use. The soil data presented above is sufficient to document the subsurface conditions at this AOI. As such, no further action was proposed for this AOI in the RFI Work Plan.

4.12.6 AOI 12.6: WWTP Building ASTs (T-30 through T-56)

AST T-30 through T-56 were single wall steel ASTs installed in 1968. The WWTP building ASTs were located inside the WWTP structure, and were identified as AOI 12.6. The location of AOI 12.6 is presented on Figure 21.

The characteristics of the WWTP building ASTs are summarized below:

AST No.	***Size***	***Contents***	***Containment***
T-30	10,000 gal	Caustic Soda	Yes
T-31	1,500 gal	Polymer	Yes
T-32	1,500 gal	Polymer	Yes
T-33	10,000 gal	Alum	Yes
T-34	10,000 gal	Reclaimed Alum	Yes
T-35	3,000 gal	Cutting Additive	Yes
T-36	7,000 gal	Float Storage	Yes
T-37	7,000 gal	Float Storage	Yes
T-38	10,000 gal	Free Oil	Yes

AST No.	Size	Contents	Containment
T-39	5,000 gal	Cool Tank	Yes
T-40	200 gal	Flash Tank	Yes
T-41	2,500 gal	Cooker Tank	Yes
T-42	2,500 gal	Cooker Tank	Yes
T-43	2,500 gal	Cooker Tank	Yes
T-44	2,500 gal	Cooker Tank	Yes
T-45	2,500 gal	Cooker Tank	Yes
T-46	2,500 gal	Cooker Tank	Yes
T-47	2,500 gal	Cooker Tank	Yes
T-48	2,500 gal	Cooker Tank	Yes
T-49	3,000 gal	Mix Tank	Yes
T-50	3,000 gal	Mix Tank	Yes
T-51	3,000 gal	Mix Tank	Yes
T-52	500 gal	Caustic	Yes
T-53	500 gal	Reclaimed Alum	Yes
T-54	500 gal	Alum	Yes
T-55	300 gal	Sulfuric Acid	Yes
T-56	550 gal	Polymer	Yes

Operations at the WWTP were idled in July 2006 and the WWTP Building ASTs were removed as part of the decommissioning activities. An inspection of the WWTP building ASTs was conducted as part of CRA's September 12, 2006 Site inspection. At that time, all ASTs identified above were labeled and no significant signs of staining, leakage, or spills were observed. All WWTP building ASTs were observed to have secondary containment, as they were located inside a building. No further action was proposed for this AOI in the RFI Work Plan.

4.13 AOI 13: Former Chicago Pump House

The former Chicago Pump House (AOI 13) was an underground structure located along the northern wall of the manufacturing building that previously received non-contact cooling water from the former forge plant. The structure historically consisted of an equipment room and a blind sump. The sump was historically observed to be filled with water, oil, and sludge. The location of AOI 13 is presented on Figure 21.

The Chicago Pump House underwent closure in 1994 under the direction of ABB-ES. ABB-ES presented the details of the closure activities in an August 1994 letter report (ABB-ES, 1994).

4.13.1 Previous Investigations

Closure activities involved steam cleaning and removal of pumps, piping, and walls of the equipment room. Pipe inlets/outlets remaining along the walls of the structure were sealed using metal blockers with gaskets or concrete. The oily water within the sump was pumped to an oil/water separator where the oil and water phases were segregated. Recovered oils were placed in steel drums and the water phase was filtered and processed through an absorbent polymer/activated carbon column and placed in a storage tank. Analytical results for a water sample collected from the storage tank indicated that the treatment process reduced chemical concentrations in the water to concentrations below the City of Muncie POTW discharge limits. Upon receipt of a discharge authorization from the City of Muncie, the water was transported to the POTW for disposal.

Upon removal of the water, a black, heavy, oily sludge was discovered in the northern half of the sump. The heavy sludge was removed by hand using steel buckets and was placed into a sealed roll-off container for appropriate off-Site disposal. The concrete walls, ceiling, and floor of the sump were then decontaminated by scraping and steam cleaning. Five wipe samples were collected: one from each wall and one from the floor of the sump for laboratory analysis of PCBs. All results were less than 10 µg/100 cm^2. The sump was then backfilled with pea gravel. A slurry was used to backfill the portions of the sump which could not be filled with pea gravel. Openings in the floor of the equipment room were filled with concrete (ABB-ES, 1994).

The closure activities did not include an assessment of the integrity of the sump following decontamination and subsequent backfilling operations. Therefore, further investigation was proposed for this AOI in the RFI Work Plan. A discussion of the RFI activities is provided in Section 6.0.

4.14 AOI 14: Former Rail Lines

Evidence of several former railroad lines was identified during various investigations at the Site. Approximately 2,900 feet of rail line previously serviced the manufacturing building. A separate line serviced the former Delco Remy property. Approximately 400 feet of rail was buried inside the plant between column lines 11 and 12.

Of the approximately 2,900 feet of rail line which serviced the Site, four specific areas of the rail lines were identified as AOIs, as shown on Figure 21 and presented below:

AOI 14.1: Former Rail Line West of Heat Treat Building
AOI 14.2: Former Rail Line East of Heat Treat Building
AOI 14.3: Former Rail Line North of Power House
AOI 14.4: Former Rail Line North of Lamb Operations

4.14.1 AOI 14.1: Former Rail Line West of Heat Treat Building

This AOI represents approximately 40 feet of rail line located north of the manufacturing building to the west of the Heat Treat Building. According to Site personnel, the 40 feet of rail line located outside of the main manufacturing building was used to store rail cars loaded with oily chips and scrap metal for off-Site management until the early 1990s. Site personnel identified that oily leaks from the rail cars were periodically observed. The AOI also includes approximately 400 feet of rail line which extended into the building between column lines 11 and 12. This portion of the rail was reportedly filled and a concrete floor placed over the filled area in 1993.

Information found in the Site files indicates that concrete flooring and soil underlying wood floor block was utilized as fill material to raise the grade at the abandoned rail spurs prior to placing the concrete floor.

4.14.1.1 Previous Investigations

An investigation was conducted in 2002 to evaluate the subsurface in the areas of former rail lines. The 2002 investigation included the advancement of a borehole (i.e., SB-14) at the former rail spur located inside the building between column lines 11 and 12. The borehole had to be abandoned due to subsurface obstructions (i.e., railroad tracks and concrete) in this area. The location of SB-14 is presented on Figure 36. No soil sample was obtained from this borehole.

As part of the post plant closure cleaning activities, the approximately 40 feet of rail line outside, west of the Heat Treat Building, were cleaned and covered with asphalt. During CRA's May 2006 Site inspection, CRA observed the cleaning operations and noted that significant oil staining was present in the rail car loading area and an oil seep along the retaining wall which forms the west side of the loading area. Further, no information on the composition or quality of the materials which may have been used as backfill around the now-buried rail is available. The types of material used have a potential to contain hazardous constituents such as PCBs. Therefore, further investigation was proposed for this AOI in the RFI Work Plan.

4.14.2 AOI 14.2: Former Rail Line East of Heat Treat Building

This AOI represents the approximately 40 feet of former rail line located north of the main manufacturing building to the east of the Heat Treat Building and UST T-14. The AOI also includes the approximately 400 feet of rail line which extended into the building between column lines 17 and 18. This portion was reportedly filled in and a concrete floor placed over the fill area in 1994.

Information found in the Site files indicates that the concrete flooring and soil underlying wood floor block was utilized as fill material to raise the grade at the abandoned railroad tracks prior to placing the concrete floor.

According to Site personnel the 40 feet of rail line outside was used to store rail cars loaded with oily chips and scrap metal for off-Site management. Site personnel identified that oily leaks from the rail cars were periodically observed.

During CRA's May 2006 Site inspection, CRA noted that his area was covered with asphalt. It is not known whether the former rail lines have been removed or if they are buried beneath the current asphalt.

The release potential of hazardous constituents to soil/groundwater as a result of the operations conducted at this area was determined to be moderate to high. In addition, no information on the composition or quality of the materials which may have been used as backfill around the now-buried rail is available. The types of materials used have the potential to contain hazardous constituents (e.g. PCBs). Therefore, further investigation was proposed for this AOI in the RFI Work Plan.

4.14.3 AOI 14.3: Former Rail Line North of Power House

This AOI represents the approximately 100 feet of former rail line located north of the Power House terminating at the western end of the Power House fuel oil AST area.

According to Site personnel, the approximately 100 feet of former rail line located north of the Power House was used for the delivery of bulk fuel oil to the Power House fuel oil ASTs. In addition, according to Site personnel, the Site historically stored coal in the area north of the former cooling pond and this rail spur may have been used for the delivery of coal to the Site.

During CRA's May 2006 Site inspection, CRA noted that his area was covered with asphalt. It is not known whether the former rail lines have been removed or if they are buried beneath the current asphalt.

The release potential of hazardous constituents to soil/groundwater as a result of the operations conducted in this area was determined to be moderate to high. Therefore, further investigation was proposed for this AOI in the RFI Work Plan.

4.14.4 AOI 14.4: Former Rail Line North of Lamb Operation

This AOI represents the approximately 500 feet of former rail line located north of the lamb area that was used for the delivery of raw materials to the Site, such as steel when this area of the Site was used as the forge plant. The rail line ran north of the manufacturing building.

4.14.4.1 Previous Investigations

An investigation was conducted in 2002 to evaluate the subsurface in the areas of former rail lines. The 2002 investigation included the advancement of a borehole (i.e., SB-15) at the former rail line located north of the manufacturing building near column N14. A soil sample was collected between 4.5 feet and 6 feet bgs for laboratory analysis of VOCs, polynuclear aromatic hydrocarbons (PNAs), PCBs, and metals. No parameters were detected above the IDEM Screening Levels. Soil analytical results are summarized in Appendix G.1 and select parameters are shown on Figure 37.

During CRA's May 2006 Site inspection, CRA noted that this area was covered with concrete. It is not known whether the former rail lines have been removed or if they are buried beneath the current concrete.

No evidence of a release of hazardous constituents to the environment from this area exists and the release potential to soil/groundwater as a result of the operations conducted in this area was determined to be low. Therefore, no further investigation is proposed for this area.

4.15 AOI 15: Former Cooling Pond and Adjacent Former Coal Storage

The former cooling pond (AOI 15) was located north of the manufacturing building, between the WWTP and the Powerhouse. Although commonly referred to as the cooling pond, this structure consisted of a 685,000 gallon rectangular concrete retention basin approximately 10 feet deep. The former cooling pond was historically used for providing cooling water for forging operations, however, the pond was also used for providing water for the facility's fire suppression system. Coal was historically stored along the northern berm of the former cooling pond. The location of AOI 15 is presented on Figure 21.

4.15.1 Previous Investigations

Inspection of this area found remnants of coal along the north berm of the former cooling pond. Four boreholes (i.e., SB-7 through SB-10) were advanced at the locations presented on Figure 38. Stratigraphic borehole logs (Appendix I) indicate that coal is at surface grade.

Following closure of the facility, the cooling pond was drained, sediment material in the former cooling pond was removed and disposed of off-Site, and the walls and floor of the pond were cleaned by scraping and power washing. The water from the pond was discharged to the Site WWTP.

No evidence of a release of hazardous constituents to the environment from this area exists and the release potential to soil/groundwater as a result of the operations conducted at this area was determined to be low. Therefore, no further action was proposed for this AOI in the RFI Work Plan.

4.16 AOI 16: Former Delco Remy Property

The former Delco Remy property (AOI 16) represents the northern 18 acres of the Site. Delco Remy constructed the former Battery Plant in 1904. Numerous additions were constructed on the former Battery Plant between 1920 and 1973. The chronology of Site construction and expansion/updates is presented on Figure 3. The location of AOI 16 is presented on Figure 21.

Operations conducted at the former Battery Plant consisted of the manufacture of lead acid batteries including: grinding, plate curing, lead reclamation and oxide manufacturing, grid and parts molding, battery assembly, battery charging with sulfuric acid, and battery case cleaning. Further, based on the review of previous environmental documentation, slag residue containing lead was historically stored outside of the former Battery Plant on bare ground. The former Battery Plant was decommissioned and demolished between 1978 and 1979. Based on the review of available information, numerous pits, sumps, ventilation tunnels, and trenches were utilized at locations throughout the Former Battery Plant. In addition, a utility tunnel was historically present. During decommissioning and demolition activities, these areas were observed to be deteriorated and corroded. These structures were reportedly filled with clean demolition debris or concrete and were capped with concrete. The approximate location of the utility tunnel is shown on Figure 2. Information identifying the locations of the pits, sumps, and trenches was not available in the Site file.

A final inspection was conducted at the former Battery Plant on October 24, 1979 following demolition. The following observations were made:

- With the exception of the Shipping Warehouse (former Delco Remy Warehouse) and main entrance gate house (Guard Shack), all structures and stored materials had been removed.
- Pits and channels had been filled with on-Site, uncontaminated rubble and sealed with concrete.
- The railroad spur connecting the Chevrolet Plant to the Penn Central Railroad had been upgraded and no solids buildup along the spur was observed.

- With the exception of the grassy area east of the former Battery Plant building, the former Delco Remy property was paved.
- The grassy area east of the former Battery Plant building was not paved due to its distance from the former manufacturing areas.
- Remaining concrete surfaces within the production areas were cleaned using a rotary power broom and loose materials had been removed.
- The former Delco Remy property had been enclosed by an 8-foot high chain link security fence with barbed wire.

Details of the former Battery Plant demolition and waste management activities were presented in "Report to Delco Remy Division, General Motors Corporation, Muncie, Indiana on Facility Demolition and Site Cleanup at Battery Plant No. 9, Muncie, Indiana" (Metcalf & Eddy, 1980).

4.16.1 Previous Investigations

Documented environmental investigative activities commenced in May 1976 when GMC Plant Engineering and Construction Management staff conducted an investigation of the former Battery Plant to assess potential areas of concern resulting from the manufacturing operations. The investigation was conducted between May 1976 and June 1976 and included sampling and analysis of various building surfaces and materials (i.e., sewer sediment, interior and/or exterior wall, floor and roof sampling, soil, groundwater, etc.). Following the investigation conducted by GMC Plant Engineering and Construction Management Staff, Metcalf & Eddy, Inc. (Metcalf & Eddy) further investigated the structural and environmental conditions at the former Battery Plant. The investigation was conducted between November 1977 and June 1978 and included sampling and analysis of structural surfaces (i.e., floors, walls, and roof), sediment and water contained in manholes, tunnels and catch basins, surface and subsurface soils, and groundwater. The results of the investigation indicate various structural elements (i.e., walls, roof, utilities, etc.), surface soils, and groundwater exhibited elevated concentrations of metals and/or PCBs.

Following decommissioning/demolition of the Delco Remy infrastructure, several soil quality investigations were conducted at this AOI between 1988 and 2008. Soil analytical results are summarized in Appendix G.1 and select parameters are shown on Figures 39a (VOCs), 39b (SVOCs), and 39c (PCBs and metals). Soil sample analytical results indicate the presence of constituents of concern above the Screening Levels, primarily metals, across much of the AOI. As some areas of soil impairment were not historically delineated, additional investigation was proposed for this AOI in the RFI Work Plan.

Groundwater analytical results are summarized in Appendix G.3. Groundwater quality is further discussed as part of AOI 35 (Site-Wide Groundwater).

4.17 AOI 17: Former Bone Yard

The former Bone Yard (AOI 17) is a paved area located on the former Delco Remy property, adjacent to the former Delco Remy Warehouse. Obsolete machinery and equipment was formerly stored outside in a paved area referred to as the Bone Yard. Prior to storage in the Bone Yard, machinery and equipment was reportedly drained of all fluids. The location of AOI 17 is presented on Figure 21.

4.17.1 Previous Investigations

An inspection of the former Bone Yard was conducted in 2002. At that time, staining was observed near some of the equipment in this area. As such, three boreholes (i.e., SB-01 through SB-03) were advanced at the locations presented on Figure 40. Soil samples were collected at each of the boreholes for laboratory analysis of VOCs, PNAs, PCBs, and metals. Soil analytical results are summarized in Appendix G.1 and select parameters are shown on Figure 40. With the exception of arsenic in the soil sample collected at monitoring location SB-1 (2 to 4 feet bgs), no parameters were detected above the IDEM Screening Levels. Arsenic was found at a concentration above the residential soil MTG Screening Level, but below the commercial/industrial and excavation soil direct contact Screening Levels at AOI 17, and may be attributable to background concentrations. Therefore, no further action was proposed for this AOI in the RFI Work Plan.

4.18 AOI 18: Main Fork Truck Battery Charging Area

The main fork truck battery charging area (AOI 18) was located in the central portion of the manufacturing building at column F22 to F23, and was used to charge batteries for mobile plant equipment. The location of AOI 18 is presented on Figure 21.

Operation of the main fork truck battery charging area stopped with cessation of the manufacturing operations in March 2006. Final cleaning and decommissioning of the main fork truck battery recharging area occurred in July 2007.

4.18.1 Previous Investigations

The main fork truck recharging area was investigated during the 2005/2006 review process. At the time of the review process, staining and corrosion was observed on the floor in this area. A floor sample was collected in the fork truck battery charging area for laboratory analysis of pH and metals. The analytical results indicated a pH of 11.6 but did not indicate the presence of

elevated metals. Given the poor condition of the floor at this AOI, additional investigation of this AOI was proposed in the RFI Work Plan.

4.19 AOI 19: Gleason Machines

Gleason machines are cutting tools used to cut gear teeth in blanks. These machines were located in the western part of the manufacturing building in the NVG Department 97, between columns E and M, 106 to 107, and were identified as AOI 19. The location of AOI 19 is presented on Figure 21.

While the Gleason machines were operational (i.e., 2001 to 2006), oil reportedly leaked from the machines into floor sumps that were cored in the concrete floor beneath each machine. Each floor sump was approximately eight inches in diameter and between 3 inches to 6 inches deep. The level of oil that collected in the floor sumps was periodically inspected by plant personnel and removed, when needed. The concrete floor in this portion of the manufacturing building is approximately 7 inches in thickness.

4.19.1 Previous Investigations

The sumps below the Gleason machines were inspected as part of the 2005/2006 review process. A sample of the oily sludge was collected from two of the floor sumps for laboratory analysis of PCBs and RCRA metals. The results from one of the two samples indicated an elevated concentration of chromium (1,530 µg/g), however PCBs were not detected.

CRA conducted a subsurface investigation at AOI 19 in September 2007 that included the advancement of four boreholes (i.e., BH-22, BH-23, BH-24, and BH-25) to 4-feet bgs, at the approximate locations shown on Figure 41. Soil samples were collected at 0 to 2 feet bgs at each borehole location for laboratory analysis of metals and hexavalent chromium. No visual and/or olfactory evidence of impacts was observed at the borehole locations. Analyzed parameters were non-detect or where detected, were found at concentrations below the Screening Levels with the exception of arsenic, hexavalent chromium, and iron, which were detected above the residential soil MTG Screening Levels. Soil analytical results are summarized in Appendix G.1 and select parameters are shown on Figure 41.

Groundwater quality downgradient of this AOI (MW-16 and MW-18) meets the residential Screening Levels (AOI 35) for metals. This demonstrates that the soil concentrations exceeding the residential soil MTG Screening Levels have not resulted in significant groundwater metals impairment, if any. As such, no further investigation of this AOI was proposed in the RFI Work Plan.

4.20 AOI 20: Oil Houses

4.20.1 AOI 20.1: Oil House Inside Main Manufacturing Building

The Oil House located within the manufacturing building (AOI 20.1) was located in the vicinity of columns B29 and B31 to C29 and C31. The Oil House was used for dispensing of bulk liquids. Bulk liquids were transferred from various ASTs located outside of the manufacturing building via overhead piping where it was dispensed from the Oil House. The location of the AOI 20.1 is presented on Figure 21.

Pump filling operations stopped with cessation of manufacturing operations in March 2006. Final cleaning and decommissioning of the Oil House occurred in October 2007. Documentation of the integrity of the integrity of the floor following cleaning and decommissioning of the Oil House was not reviewed by CRA. As such, investigation of this AOI was included in the RFI Work Plan.

4.20.2 AOI 20.2: Oil House Outside Main Manufacturing Building

The Oil House located outside of the manufacturing building (AOI 20.2) was located east of the WWTP adjacent to Elliot Street. The Oil House was constructed in 1974. The northern two thirds of the oil house were used as a tank room and contained a sump in the southeast corner of the room. The southern one third of the Oil House was used as a barrel room. The location of the AOI 20.2 is presented on Figure 21.

On May 10, 1999, an unknown amount of oil was released when a tank at the Oil House was over filled and oil was discharged via roof conductors to the combined storm/sanitary sewer. The release to the sewer is assessed as a part of AOI 34 (Storm Sewers).

The Oil House and the associated ASTs were cleaned and decommissioned in April 2007. Documentation of the integrity of the floor or sump following cleaning and decommissioning of the Oil House was not reviewed by CRA. As such, investigation of this AOI was proposed in the RFI Work Plan.

4.21 AOI 21: Outdoor Chemical Storage Area

The outdoor chemical storage area, identified as AOI 21, was an area adjacent to the east side of the Oil House (AOI 20.2) and south of the former aluminum scrap holding area (AOI 1). The surface of this area was concrete; the area was diked and sloped to a drain northeast of the area at AOI 1. Plastic totes and metal and plastic drums containing various chemicals were, at times, stored in this area. The location of AOI 21 is presented on Figure 21.

CRA conducted a visual inspection of the outdoor chemical storage area in May 2006. At the time of the May 2006 Site inspection, several totes and drums were present at AOI 21 and a leak, onto the concrete and within the diked area, was identified in a plastic tote partially full of liquid. At the time of the September 2006 Site inspection, all of the chemicals had been removed from the area. The concrete in the area of the outdoor chemical storage was in fair condition with some cracks present and some staining observed.

Due to the presence of a leaking tote identified during the May 2006 Site inspection and the presence of staining and some cracks on the concrete at this AOI, further investigation was proposed for this AOI in the RFI Work Plan.

4.22 AOI 22: Substation 6

Substation 6 (AOI 22) was located on the roof of the manufacturing building and contained three transformers (i.e., Transformer No. 3, Transformer No. 5, and Transformer No. 6). Since Substation 6 is located on the roof of the manufacturing building, AOI 22 is listed (but not shown) on Figure 21.

According to the review process, three transformers at Substation 6 formerly contained PCBs but were retrofitted in 1989 to non-PCB dielectric fluid. The transformers at Substation 6 were removed and disposed off-Site in June 2002.

4.22.1 Previous Investigations

An investigation of this area was conducted in 2002 and included the collection of wipe samples from concrete pads of the transformers for laboratory analysis of PCBs for waste characterization purposes and found concrete pads exhibited PCB concentrations from 7.3 micrograms per 100 square centimeters (µg/100 cm^2) to 210,000 µg/100 cm^2.

The PCB impacted concrete pads were removed as part of the decommissioning activities. Potential impact to storm water runoff from PCB impacted concrete pads was assessed as part of AOI 34 (Storm Sewers). No further action was proposed for this AOI in the RFI Work Plan.

4.23 AOI 23: Substation 3

Substation 3 was located in the manufacturing building on the first floor mezzanine between columns J23 and K23 and contained two transformers, and was identified as AOI 23. The location of AOI 23 is presented on Figure 21.

Transformers in Substation 3 historically contained PCBs. However, according to the review process, the former PCB containing transformers were retrofitted in 1989 to a non-PCB

dielectric fluid. The transformers at Substation No. 3 were removed in September 2000 and disposed in October 2000 as part of the building decommissioning activities.

4.23.1 Previous Investigations

During the review process, two samples of the concrete pads at Substation 3 were collected for laboratory analysis of PCBs. The analytical results indicated a concentration of Aroclor 1248 of 17.7 mg/kg and a concentration of Aroclor 1254 of 3.93 mg/kg. Due to the presence of PCBs in concentrations greater than 1 mg/kg, additional delineation sampling of this area was considered. However, due to the small quantity of concrete (i.e., approximately 200-square feet) no additional sampling was conducted. The PCB impacted concrete was then removed as detailed in the "Notification of Self Implementing PCB Cleanup and Disposal Approval" report (O'Brien & Gere, 2006b). Due to the location of this AOI (i.e., first floor mezzanine), the potential for a release to the environment from the operation of Substation 3 is unlikely. Therefore, no further action was proposed for this AOI in the RFI Work Plan.

4.24 AOI 24: Primary Substation

The primary substation (AOI 24) was located to the southeast of the Carpenter Shop. Electricity was provided to the Site by American Electric Power (AEP) through the on-Site primary transformer substation and switch house. The electrical power was distributed to smaller substations located on the manufacturing building roof and to transformers located across the Site for further distribution. The location of AOI 24 is presented on Figure 21.

Two transformers [i.e., No. 32755 and No. 32758 (also identified as transformer No. 1 and No. 4, respectively)] located in the primary substation historically contained PCBs. However, according to the review process, the former PCB containing transformers were retrofitted in 1989 to a non-PCB dielectric fluid. Decommissioning/removal of the primary substation was conducted as part of Site decommissioning activities.

4.24.1 Previous Investigations

The primary substation was inspected as part of the review process activities. At the time of the review process, oil staining was observed along the sides of the concrete pads. A sample was collected from the concrete pad of each of the transformers formerly containing PCBs for laboratory analysis of PCBs. The analytical results indicate a concentration of Aroclor 1248 of 1.54 mg/kg. Due to the presence of PCBs in concentrations great than 1 mg/kg, additional delineation sampling of this area was completed to evaluate the extent of PCBs on the concrete surfaces of the primary substation. PCB delineation activities were conducted between May 2, 2006 and July 5, 2006. Soil samples were collected at a depth of up to 2-inches adjacent to the pads to evaluate the potential for PCBs in surface soils. The soil sample collected south of the

east pad contained PCBs at a concentration of 0.184 mg/kg, which is below the industrial/commercial and excavation direct contact Screening Levels (there is no total PCB Screening Level for the residential soil MTG pathway). The soil sample collected south of the west pad contained PCBs at a concentration of 5.14 mg/kg, which is also below the industrial/commercial and excavation direct contact Screening Levels.

Decommissioning/removal of the transformers in the primary substation were coordinated with AEP during Site decommissioning activities. PCB impacted concrete was addressed as detailed in the "Notification of Self Implementing PCB Cleanup and Disposal Approval" report (O'Brien & Gere, 2006b). The operation of the primary substation did not result in concentrations of PCBs in soil above industrial/commercial and excavation direct contact Screening Levels. Therefore, no further action was proposed for this AOI in the RFI Work Plan.

4.25 AOI 25: East Shipping and Receiving Dock

The east shipping and receiving dock (AOI 25) was located between column H29 and H30 to the south and between column K29 and K30 to the north, and was used for the unloading and loading of trucks with raw materials/parts and finished product. The location of AOI 25 is presented on Figure 21.

4.25.1 Previous Investigations

The east shipping and receiving dock was inspected as part of the review process activities. During the review process, stained concrete was observed. As such, one sample of the concrete was collected for laboratory analysis of PCBs. The analytical results indicated an Aroclor 1248 concentration of 66.3 mg/kg. Due to the presence of PCBs in concentrations greater than 1 mg/kg, additional delineation sampling of this area was completed to evaluate the extent of PCBs on the concrete surface of the east shipping and receiving dock. PCB delineation activities were conducted between May 2, 2006 and July 5, 2006. PCB delineation sampling activities delineated the PCB impact of the concrete floor to the south and east. Facility walls formed a physical barrier to delineate the extent of PCB floor impact to the north and west. Detected concentrations of PCBs in the concrete floor and walls of this area ranged from 0.1 mg/kg to 218 mg/kg. PCB impacted concrete was generally addressed as detailed in the "Notification of Self Implementing PCB Cleanup and Disposal Approval" report (O'Brien & Gere, 2006b), however, PCB impacted concrete was capped with asphalt instead of epoxy as indicated in the Self Implementing Plan.

According to Site personnel, oil was observed beneath the concrete floor during the installation of concrete protection bollards. Holes in the concrete floor were drilled to install the bollards at which point the oil was reportedly observed. The bollards were located in the southeast corner of the east shipping and receiving deck.

Documentation of the integrity of the concrete floor following cleaning was not reviewed by CRA. Given the visual evidence of oil observed beneath the area and the unknown integrity of the floor slab, additional investigation of this AOI was proposed in the RFI Work Plan.

4.26 AOI 26: Locker Room Entrance/Cell 62

The locker room entrance (AOI 26) was located in the manufacturing building north of column C21. The location of AOI 26 is presented on Figure 21. The structure of the floor at the locker room entrance and to the north and east of the locker room entrance (i.e., Cell 62) was comprised of wood block. Wood block flooring was used in a number of locations throughout the manufacturing building. The majority of the wood block flooring was replaced with epoxy coated block over time, however, some wood block flooring remained. Due to the nature of the operations at the Site, the wood block flooring at the entrance of the locker room became oil stained, likely due to the tracking of oil on employee's shoes from operational areas of the Site.

4.26.1 Previous Investigations

The wood floor block at the locker room entrance/Cell 62 was inspected as part of the 2005/2006 review process activities. During the review process, stained wood block was observed. As such, one sample of the floor block was collected for laboratory analysis of PCBs. The analytical results indicate a concentration of Aroclor 1248 of 1.38 mg/kg. Due to the presence of PCBs in concentrations great than 1 mg/kg, additional delineation sampling of this area was completed to evaluate the extent of PCBs on the wood block surface of the locker room entrance/Cell 62 area. PCB delineation activities were conducted between May 2, 2006 and July 5, 2006.

PCB impacted wood floor block was addressed as detailed in the "Notification of Self Implementing PCB Cleanup and Disposal Approval" report (O'Brien & Gere, 2006b). Documentation of the integrity of the concrete beneath the wood block floor was not reviewed by CRA. As such, additional investigation of the soil quality beneath this AOI was proposed in the RFI Work Plan.

4.27 AOI 27: Tool Hardening

The tool hardening area (AOI 27) was located along the north wall of the manufacturing building to the east of the Heat Treat Building. The tool hardening area contained various pieces of machinery, including a lead pot and a pit approximately 4 feet by 6 feet by 5 feet deep. The tool hardening area was historically used to ensure tools used in the various manufacturing process were of a consistent/required hardness. According to plant personnel,

tool steel was heated to its critical temperature in a small furnace and quenched in oil. It is noted that these operations were kept to one to two pieces each day and that the quench oil used was typically the same as the quench oil used at the main heat treat operations. The location of AOI 27 is presented on Figure 21.

4.27.1 Previous Investigations

The tool hardening area was inspected as part of the 2005/2006 review process activities. During the review process, staining was observed on the concrete floor. As such, a sample of the concrete was collected for laboratory analysis of PCBs and metals. The analytical results indicate a concentration of Aroclor 1248 of 1.55 mg/kg and a concentration of Aroclor 1254 of 1.58 mg/kg. Due to the presence of PCBs in concentrations greater than 1 mg/kg, additional delineation sampling of this area was completed to evaluate the extent of PCBs on the concrete surface of the tool hardening area. PCB delineation activities were conducted between May 2, 2006 and July 5, 2006. The extent of the PCB impacted concrete is shown on Figure 42.

A sample of the water/sludge contained in the pit located within the tool hardening area was also sampled as part of the review process. The sample collected was analyzed for PCBs and RCRA metals. The analytical results indicate detectable concentrations of Aroclor 1242 (0.554 mg/kg).

Below grade structures (i.e., sumps and trenches) were inspected for evidence of a release to the environment to determine if further investigation is necessary. The evaluation of below grade structures is discussed as a part of AOI 32. PCB impacted concrete was addressed as detailed in the "Notification of Self Implementing PCB Cleanup and Disposal Approval" report (O'Brien & Gere, 2006b). Documentation of the integrity of the concrete floor was not reviewed by CRA. As such, additional investigation of the soil quality beneath this AOI was proposed in the RFI Work Plan.

4.28 AOI 28: Heat Treat Building

The Heat Treat Building (AOI 28) was located at the north central portion of the manufacturing building. The Heat Treat Building contained various pieces of equipment to support the heat treat process. The location of AOI 28 is presented on Figure 21. It should be noted that AOI 28 is located immediately east of UST T-14 (i.e., AOI 11.6).

The Heat Treat Building was constructed in 1962 and operated until manufacturing operations ceased in 2006. Heat treat operations were conducted to alter the hardness and toughness of steel used in manufacturing operations. Several furnace pits of varying dimensions collected oily sludge below the furnaces in the Heat Treat Building. Two quench tanks are located below

ground at the north end of the Heat Treat Building within a containment vault. The capacity of the quench tanks was approximately 15,000 gallons each.

4.28.1 Previous Investigations

On August 12, 1992, a release of 200 gallons of quench oil from the heat treat furnace occurred (IN Spills No. S103011601). Approximately 200 gallons of oil was lost to the ground under the main manufacturing plant in the vicinity of the heat treat furnace that was down for repair. The release was discovered coming up through a floor joint in the area. NVG plant personnel recovered approximately 125 gallons of free product. The incident was reported to IDEM Emergency Response Branch. An investigation in the area of the historical spill was conducted in 2002 and included advancement of one borehole (SB-13) at the location presented on Figure 43.

Significant staining on the concrete in the vicinity of a trench drain near the north end of the Heat Treat Building was observed during the 2002 investigation in the area of the historical spill. The trench drain reportedly discharged to the on-Site WWTP. One borehole (SB-11) was advanced northeast of the Heat Treat Building at the location presented on Figure 43.

The Heat Treat Building was inspected as part of the 2005/2006 review process activities. During the review process, the sludge collected within the pits located below the furnaces was sampled for laboratory analysis of PCBs. Analytical results indicated a concentration of Aroclor 1242 of 217 mg/kg. In addition, an oily concrete pad along the east side of the Heat Treat Building and stained concrete flooring along the inside of the east wall of the Heat Treat Building were sampled for PCBs and RCRA metals during the review process. The analytical results from the oily pad indicated a concentration of lead (i.e., 1,150 mg/kg) and chromium (i.e., 340 mg/kg). The analytical results from the stained concrete inside the Heat Treat Building indicate a concentration of Aroclor 1260 of 1.07 mg/kg. Due to the presence of PCBs in concentrations greater than 1 mg/kg, additional delineation sampling of this area was completed to evaluate the extent of PCBs on the concrete surface between May 2, 2006 and July 5, 2006.

Soil analytical results are summarized in Appendix G.1 and select parameters are shown on Figure 43.

PCB impacted concrete was generally addressed as detailed in the "Notification of Self Implementing PCB Cleanup and Disposal Approval" report (O'Brien & Gere, 2006b). However, the concrete was capped with asphalt, not epoxy, and based on CRA's observations, does not extend to the limits of PCB impacts above 1 mg/kg. No documentation related to inspection of

the integrity of the PCB impacted concrete floor were reviewed by CRA. Therefore, further investigation of underlying soil quality was proposed in the RFI Work Plan.

Several pits were located within the Heat Treat Building as shown on Figures 43 and 44. These pits were assessed as part of AOI 32 (Below Grade Infrastructure).

4.29 AOI 29: Powerhouse

The Powerhouse (AOI 29) was constructed in 1920 north of the central portion of the manufacturing building to house large boilers used to create steam heat for the Site buildings. Four fuel oil ASTs were located to the east of the Powerhouse and one diesel AST was located adjacent to the southwest corner of the Powerhouse. The location of AOI 29 is presented on Figure 21.

Used oil recovered from the WWTP operations was stored in two ASTs north of the WWTP. The used oil from those ASTs was then pumped to four ASTs located to the east of the Powerhouse via underground piping. Natural gas and reclaimed oil from the WWTP was utilized as fuel for the boilers in the Powerhouse to generate steam heat for the buildings.

The Powerhouse was inspected as part of the 2005/2006 review process activities. As part of the Powerhouse inspection, a sample of oil from a compressor pit (approximately 12-feet by 9-feet by 6-feet) was collected for laboratory analysis of PCBs. The analytical results indicate a concentration of Aroclor 1248 (i.e., 7.53 mg/kg) and a concentration of Aroclor 1260 (5.63 mg/kg). In addition, a sample of oily sludge from a sump (approximately 2-feet by 3-feet by 3-feet) was collected for laboratory analysis of PCBs and RCRA metals. The analytical results indicate a concentration of Aroclor 1248 (i.e., 9.01 mg/kg), Aroclor 1254 (i.e., 4.88 mg/kg), and lead (i.e., 1,750 µg/g). Stained concrete flooring was observed on the northwest side if the Powerhouse basement. A sample of the stained concrete was collected for laboratory analysis of PCBs and RCRA metals. The analytical results indicate a concentration of Aroclor 1248 of 0.919 mg/kg.

Additional delineation sampling of this area was completed to evaluate the extent of PCB impacts throughout the Powerhouse building between May 2, 2006 and July 5, 2006. Results from the PCB delineation activities indicated that the basement of the Powerhouse, concrete flooring, painted surfaces, and sludge within pits and trenches were impacted with PCBs. The extent of PCB impacted flooring is shown on Figure 45.

Operations at the Powerhouse building stopped with cessation of the manufacturing operations in March 2006. Final cleaning and decommissioning of the Powerhouse building occurred during decommissioning and demolition activities. Following building demolition activities, PCB

impacted concrete was removed from the Site. Documented evidence that confirmation soil sampling was conducted was not reviewed by CRA. As a result, soil sampling was proposed at this AOI in the RFI Work Plan.

Several pits were located within the Powerhouse as shown on Figure 44. These pits were assessed as part of AOI 32 (Below Grade Infrastructure).

4.30 AOI 30: Carpenter Shop Concrete Pad

The Carpenter Shop (AOI 30) was constructed in 1899. A scrap steel chip concrete containment pad was located northeast of the Carpenter Shop. There is no evidence to suggest that operations at the Carpenter Shop (used by an underwear company and as a woodworking shop by Warner Lamp Company) were associated with the concrete pad, however, due to the physical location of the concrete pad relative to the Carpenter Shop the areas have been grouped for ease of identification. The location of AOI 30 is presented on Figure 21.

A soluble oil release occurred near the Carpenter Shop from the scrap steel chip containment pad on October 5, 1995 (Indiana Spills No. S105102433). Approximately 200 gallons of white water, equivalent to approximately 10 gallons of soluble oil, was released to the storm sewer. The release was caused when the sump pump at the chip containment pad stopped operating and the containment area was flooded. NVG personnel began pumping the white water from the containment pad and blocked two nearby catch basins using plastic and sand. The storm sewer outfall to Buck Creek and two other downstream locations were checked for signs of the release. No evidence of oil was detected at the Buck Creek outfall or the downstream locations. The release was reported to the National Response Center (Report No. 297671) and IDEM Emergency Response Branch (Incident No. 199506296).

The scrap steel chip containment pad was inspected as part of the review process activities. One sample of stained concrete was collected for laboratory analysis of PCBs. The analytical results indicate a concentration of Aroclor 1248 of 3.36 mg/kg. In addition, one floor sample was collected of the stained concrete floor within the Carpenter Shop for laboratory analysis of PCBs and RCRA metals. Analytical results were below laboratory method detection limits. Further PCB delineation sampling was conducted of the stained concrete floor inside the Carpenter Shop between May 2, 2006 and July 5, 2006. The four additional floor samples were also non-detect for PCBs.

4.30.1 Previous Investigations

An investigation was conducted at AOI 30 in 2002 due to significant oil staining observed in the vicinity of the scrap metal grinding and turnings dumpsters in the chip handling area. The investigation included advancement of one borehole (SB-12) in the vicinity of the historical spill

and noted staining and the collection of one soil sample at 13 feet bgs for VOCs, PNAs, PCBs, and metals analysis, the results of which meet the IDEM Screening Levels. Soil analytical results are summarized in Appendix G.1 and select parameters are shown on Figure 46.

The extent of PCB impacted concrete at AOI 30 is shown on Figure 46. The PCB impacted concrete from the chip containment pad was removed and disposed of off-Site during decommissioning activities in July 2008. Due to the presence of oil staining and PCB impacted concrete, additional investigation of the soil quality beneath the former concrete chip containment pad was proposed in the RFI Work Plan.

4.31 AOI 31: Parking Lots East and South of Plant

AOI 31 represents the properties east of Elliot Street and south of West 8th Street. The location of AOI 31 is presented on Figure 21. AOI 31 is composed of the following parking lots:

- Parking lot No. 1 is an approximately 0.34 acre parcel of land and is located northeast of the former Plant, near the intersection of West Willard Street and South Elliot Street. The lot is bounded to the north by West Willard Street, to the west by South Elliot Street, to the south by a walkway, and to the east by residential property. This area was used as a parking lot for GMC employees' vehicles when the former Plant was in operation. At the time of the investigation, it was observed that the residents in the dwelling along the east portion of parking lot No. 1 had occupied the eastern portion of the lot for vehicle parking and storage. The remaining portion of the parking lot was vacant at the time of the investigation.
- Parking lot No. 2 is an approximately 0.34 acre parcel of land and is located northeast of the former Plant, south of parking lot No. 1, at the intersection of West 5th Street and South Elliot Street. The lot is bounded to the north by a walkway, to the west by South Elliot Street, to the south by West 5th Street, and to the east by residential property. This area was also formerly used as a parking lot for GMC employees' vehicles. Parking lot No. 2 was vacant at the time of the investigation.
- Parking lot No. 3 is an approximately 0.38 acre parcel of land and is located east of the former Plant. The lot is bounded to the north by West 5th Street, to the west by South Elliot Street, to the south by a walkway, and to the east by residential property. This area was formerly used as a parking lot for GMC employees' vehicles and was vacant at the time of the investigation.
- Parking lot No. 4 is an approximately 1.16 acre parcel of land and is located east of the former Plant between the intersection of West 7th Street and South Elliot Street. The lot is bounded to the north by a walkway, to the west by South Elliot Street, to the south by West 7th Street, and to the east by residential property. Approximately two-thirds of parking lot No. 4 is currently used by M&M Bus Company employees to park vehicles. However, prior

to use by M&M's employees, the lot was used as a parking lot for GMC employees' vehicles. Prior to GMC's purchase of the property, a junk yard was reportedly operated in the area by a previous owner. It was reported that approximately 6-inches of highly viscous material was removed from the surface of this area when GMC took ownership.

- Parking lot No. 5 is an approximately 0.95 acre parcel of land and is located south of the former Plant, near the intersection of South Elliot Street and West 8th Street. The lot is bounded to the north by West 8th Street, to the west by residential property, to the south by West 9th Street, and to the east by South Elliot Street. This area was used as a parking lot for GMC employees' vehicles and was vacant at the time of the investigation.
- Parking lot No. 6 is an approximately 4.35 acre parcel of land and is located south of the former Plant, near the intersection of West 8th Street and South Sampson Street. This parking lot is bounded to the north by West 8th Street, to the west by South Sampson Street, to the south by West 9th Street, and to the east by South Birch Street. This area was used as a parking lot for GMC employees' vehicles and was vacant at the time of the investigation.

Boreholes were advanced at the six adjacent parking lots to depths of approximately 5 feet bgs, utilizing direct push technologies in November 2008. Borehole locations were placed based on a grid sampling approach. A grid spacing of approximately 50 feet by 50 feet was imposed at each parking lot to ensure that soils in all areas within the parking lots were represented in the soil samples and to provide confidence that the soils in each parking lot have been fully characterized. In general, with the exception of minor iron staining of some soils, no visual, olfactory, or photoionization detector (PID) evidence of impact were noted during the November 2008 investigation.

4.31.1 Previous Investigations

Two types of soil samples were collected. Discrete soil samples were collected to investigate the potential presence of VOCs in soils. Composite samples (3-point and 4-point at small and large areas, respectively) were collected from 0 to 2 feet bgs and submitted for laboratory analysis of SVOCs, PCBs, and metals (excluding earth metals). Soil samples were collected from 25-percent of the grid locations using random sampling methods. Analytical results for discrete and composite samples are presented in Appendix G.1. Select parameters at AOI 31 are shown on Figure 47a (discrete samples) and Figure 47b (composite samples). With the exception of the following, no exceedances of the Screening Levels were detected:

- Benzo(a)pyrene was detected at the commercial/industrial soil direct contact Screening Level but below the residential soil MTG and excavation soil direct contact Screening Levels in one composite soil sample collected at parking lot No. 4. At the same location,

benzo(a)anthracene was detected above the residential soil MTG Screening Level, but below the commercial/industrial and excavation soil direct contact Screening Levels.

- Arsenic, cobalt, iron, and manganese were found at concentrations above the residential soil MTG Screening Level, but below the commercial/industrial and excavation soil direct contact Screening Levels.
- Lead was detected above the Screening Levels at parking lot Nos. 3 and 4.

As some areas of soil impairment were not fully delineated in 2008, additional investigation was proposed for this AOI in the RFI Work Plan.

4.32 AOI 32: Below Grade Infrastructure

Process infrastructure includes various pits, sumps, and trenches located throughout the manufacturing building, including the pits below the four Henry™ filters, Harpoon™ chip conveyors, and quench oil tanks located in the Heat Treat Building. This infrastructure was located throughout the manufacturing building and is therefore only listed (and not shown) on Figure 21.

A variety of pits, sumps, and trenches were located throughout the manufacturing building and were utilized to capture oil and/or coolant utilized during the machining processes or as containment areas for equipment. Specific areas that were identified during the Site inspections are discussed below.

Henry™ Filter Pits

Four Henry™ filters were located within the main manufacturing building to clean and recycle fluids used in machining equipment. Liquid coolant, contaminated with metal and debris from machining operations, enters the filter tank inlet duct. The heaviest particles fall to a drag conveyor, while lighter particles travel to filter belt/media. The filter belt cycles provide a continuous loop of filtration and rinse operation (http://news.thomasnet.com/fullstory/14217, 2006).

Harpoon™ Chip Conveyors

Various Harpoon™ chip conveyors were located throughout the main manufacturing building. These conveyors are designed for in floor applications and were used at the Site to collect and convey scrap metal and fines (http://www.prab.com/chip%20processing%20harpoon.html, 2006).

Heat Treat Quench Tanks

Two quench tanks were located below the ground at the north end of the Heat Treat Building in a containment vault. The capacities of the quench tanks are reportedly 15,000 gallons each. The quench tanks were used to support heat treat operations.

4.33.1 Previous Investigations

CRA advanced two boreholes in 2002 (i.e., SB-16 and SB-17) at the locations presented on Figure 48 to assess potential below grade impacts in the vicinity of select trenches. Soil samples were collected from SB-16 at 9 feet bgs and SB-17 at 6 feet bgs, and were analyzed for TCL VOCs, PNAs, PCBs, and RCRA metals. Analytical results for the soil samples indicate that no parameters were detected above the Screening Levels. Soil analytical results are presented in Appendix G.1 and select parameters are shown on Figure 48.

The 2005/2006 review process conducted by O'Brien & Gere identified and inspected a total of 24 sumps, 38 pits, and 48 trenches. Residual materials remaining in 14 sumps, 20 pits, and 17 trenches were sampled and analyzed for PCBs and total metals. Results indicated that PCBs were present within residual materials at a maximum concentration of 217 mg/kg. Total chromium and total lead were also present within residual material at maximum concentrations of 1,530 mg/kg and 3,180 mg/kg, respectively, within sumps, pits, and trenches. Residual material in plant pits, sumps, and trenches were addressed as part of the decommissioning activities. Following cleaning and decommissioning activities associated with plant pits, sumps, and trenches, an inspection program was implemented to identify evidence of potential releases to the environment. The locations and conditions of pits, sumps, and trenches are shown on Figure 44. Process infrastructure (i.e., pits, sumps, and trenches) with poor or undocumented integrity has the potential to result in a release to the environment. As such, additional investigation of this AOI was proposed in the RFI Work Plan.

4.33 AOI 33: Documented Releases from Industrial and Sanitary Sewers

Industrial wastewater generated at the Site consisted of five wastewater streams, including: spray and dip washers; central systems maintenance (cutting coolants); rinse water from the phosphate coating; spent machine fluids; and floor and general maintenance cleaning. Prior to 1968 when the on-Site WWTP was constructed, industrial wastewater was discharged directly to the sanitary sewer system. After construction of the WWTP, industrial wastewater generated during production operations was treated on-Site prior to discharge to the sanitary sewer system under the facility's industrial wastewater discharge permit (Permit No. 008-004) with the Bureau of Water Quality of the Muncie Sanitary District. Sanitary wastewater generated at the Site consisted of wastewater from sinks and toilets which were discharged directly to the sanitary sewer until operations at the plant ceased. Sanitary wastewater

generated at the Site discharged directly to the sanitary sewer system prior to October 1, 2006 when water and sanitary services were discontinued at the Site. The Site sanitary sewers discharge directly to the local POTW.

The general locations of the pipelines and catch basins are presented on the Site Sewer Plan (Figure 49). The location of the WWTP is provided on Figure 2. The sanitary and industrial sewers are located throughout the Site and are therefore only listed (and not shown) on Figure 21 as AOI 33.

During an extremely heavy rainfall on June 18, 1992, the lift station located on the south end of the Track 6 (AOI 14.2) railroad trackwell overflowed into the railroad trackwell. The sump in the trackwell could not accommodate the flow and the oily water overflowed from the lift station. As a result, a release of approximately 2,000 gallons of oily water was discharged to the combined sewer.

On August 26, 1999 oil from an oil chiller was observed on the roof over Number 10 Furnace. The oil was found to be entering the Muncie Sanitary District combined sewer through the rainwater roof leaders. The rate of the oil entering the roof leader was estimated at approximately one gallon per hour, but the volume of oil was not quantified because the duration of the leak was not determined (i.e., between several hours and one day in duration). The roof leaders and entrance into the sewers were blocked upon identification of the leak. Absorbent pillows were placed into the sewers and guttering holes were plugged and runoff of rainwater and oil residue was redirected to a contained area and pumped to the WWTP. The Bureau of Water Quality was notified and a waste disposal vendor recovered water from the interceptor in the Beech Grove Cemetery and the receiving tank at the POTW. The oil chiller leak was fixed and the roof was cleaned to prevent additional oil residue from entering the gutters.

According to Site personnel, all sanitary sewers were plugged and abandoned in place prior to or during decommissioning and demolition activities. Any potential impacts will be assessed as part of AOI 35 (Site-Wide Groundwater).

4.34 AOI 34: Storm Sewers – MH#1 through MH#5

Storm water generated at the Site consists of run-off from the building roofs and impermeable surface covers. The majority of the storm water generated at the Site flowed into on-Site catch basins and discharged to the Muncie Sanitary District combined sewer system or infiltrated undeveloped Site surfaces. The City of Muncie's combined sewer system discharges to the local POTW during periods of dry weather. However, during heavy rainfall or snow melt, there is the

potential for combined sewer overflow structures to overflow into Buck Creek and ultimately White River.

Storm water from roof drains and certain outdoor locations discharged/exited the Site at two separate permitted outfall locations (i.e., outfall 001 and 002). Outfall 001 handled primarily roof drainage from the west side of the Site, as well as surface drainage from an area north of the main manufacturing building near the Carpenter Shop. Outfall 001 discharged into a storm sewer located in Sampson Street, which discharged into Buck Creek. Outfall 002 handled primarily roof drainage from the East Side of the Site and surface drainage from an area east of the main manufacturing building near the shipping and receiving dock. Outfall 002 discharged into a storm sewer located in Elliot Street that flows into Outfall 001 at Sampson Street and eventually to Buck Creek which discharged to the west fork of the White River.

The Site filed an individual National Pollutant Discharge Elimination System (NPDES) permit application with IDEM for storm water discharge at the Site on July 13, 1992. In July 1995, IDEM notified the Site that their discharges fell under the general NPDES industrial permit regulations. The Site requested that the individual storm water discharge permit be converted to the General NPDES Industrial Permit and completed a Notice of Intent (NOI) under the general industrial storm water rules. Authorization for the NOI from IDEM was received on December 27, 1995. On November 3, 1995, IDEM issued a general storm water permit, Permit No. INR00N061, for the Site. The Site filed a Rule 6 Renewal NOI on June 26, 2004 and received a new permit number, Permit No. INR110097, on August 27, 2004.

Documented non-permitted releases to the Site storm or Muncie Sanitary District combined sewer systems include:

- Approximately 2,000 gallons of oily water released from a track well on June 18, 1992
- Approximately 200 gallons of soluble oil released from the chip containment pad on October 5, 1995
- Unknown quantity of oil released from the Oil House on May 10, 1999
- Unknown quantity of oil released from an rooftop oil chiller on August 26, 1999
- Less than 100 gallons of oily wastewater released from holding tank No. 3 on May 5, 2003

An AO and Enforcement Compliance Schedule (ECS) were issued by the Bureau of Water Quality Muncie Sanitary District on August 31, 1999. Based on discussions with Site personnel, the AO was issued in response to two of the releases to the combined sewer system from the Site, including the May 10, 1999 oil release from the Oil House and the August 26, 1999 oily storm water discharge from the rooftop oil chiller. The AO required that the facility identify and correct any potential areas of release to storm water at the Site. It is noted in the AO that

only four of 669 tests of the discharge to the POTW exceeded the Site permit discharge limits in the five years preceding the AO. The AO also stated that "no environmental damage was done" and "the discharge to White River was not affected".

During a 2002 Site inspection, oil was noted near some of the roof air handling equipment (oil mist units) adjacent to storm water roof leaders. According to facility personnel, previous releases to the combined sewer system had occurred from the coolant oil on the roof. PCB wipe samples were collected from an oil mist handler unit and the roof area below the unit. Analytical results for the wipe samples were non-detect for PCBs.

As shown on Figure 49, information about the storm sewer system on the former Delco Remy property is not available. The furthest north storm sewer manhole identified on Site drawings is located to the northeast of the guard shack at the western entrance to the Site. Site drawings identify an 8 inch diameter vitrified clay pipe (VCP) storm sewer line heading to the north of this manhole (identified as MH#1 for the purposes of this report). In addition, a 15-inch diameter concrete overflow connection to the combined sewer system exists at the east side of MH#1.

To better understand the storm sewer system at the former Delco Remy property, MTM environmental personnel initiated a manhole labeling/identification project in 2004 beginning at MH#1. On July 25, 2004, Site personnel observed a layer of oil on the water and noted a petroleum odor in manhole MH#1. An oil/water sample was collected from MH#1 and submitted for laboratory analysis for PCBs and waste characterization parameters. Analytical results of the oil phase of the sample indicated the presence of PCB Aroclors 1248 and 1254 at concentrations of 58 mg/kg and 11 mg/kg, respectively. PCB Aroclor 1248 was also detected in the water phase of the sample at a concentration of 260 µg/L.

On August 13, 2004, CRA re-sampled the water, oil, and sludge from MH #1 for laboratory analysis of PCBs and waste characterization parameters. PCBs were detected in the oil at a concentration of 2.8 mg/kg, in the sludge at a concentration of 2.8 mg/kg, and in the water at a concentration of 0.07 mg/L.

To address the presence of PCB containing materials in MH#1, a waste disposal vendor was retained to conduct a manhole investigation beginning on November 3, 2004. The manhole investigation, which included sewer cleaning and video inspection activities, identified the following:

- The storm sewer line which enters MH#1 from the north is connected to MH#2 located approximately 50-feet north of MH#1.

- One storm sewer line enters MH#2 from the northeast. The storm sewer line entering MH#2 is connected to MH#3, which does not have any storm sewer lines entering the manhole, and MH#4, which is located on the former Delco Remy property and has two lines entering; one form the north and one from the east.
- Obstructions were observed in the two lines entering manhole MH#4 and video inspection could not be continued in these directions.
- The storm line on the south side of MH#1 flows out of MH#1 to catch basin CB#1 located approximately 50-feet south of MH#1.
- The storm lines entering MH#1 from the north and the storm line leaving to the south are the only two lines in MH#1. There are no storm lines to the east and west as noted on the Site drawings (the manhole in question on the Site drawings appears to be the manhole designated on Figure 50 as MH#5, see discussion below). MH#1 does not appear to have an overflow connection to the combined sewer system.
- Catch basin CB#1, south of MH#1 has a line exiting to the south which discharges to MH#5.
- MH#5, located south of CB#1, has five storm lines entering or exiting the manhole as follows:
  - The storm line entering at the north from CB#1, as discussed above
  - A storm line entering from the northwest which is connected to catch basin CB#2 located north of the security gate #3 guard house
  - A storm line to the west (direction of flow not known) which has a bulkhead. The purpose of the bulkhead is not known but it may be to act as an overflow to the Perkins Street combination sewer system
  - A storm line exiting to the south which is connected to storm Outfall 001 at Buck Creek
  - A storm line entering from the east which is connected to catch basin CB#3. CB#3 appears to be connected to an overflow to the combined sewer system to the north.

According to Site personnel, storm sewers were plugged and abandoned in place during facility decommissioning and demolition. Currently, no evidence of a release to Site soil/groundwater from the Site storm sewer system exists. No evidence of a release to the environment was recorded in daily environmental reports prepared during decommissioning and demolition. As such, no further action was proposed for this AOI in the RFI Work Plan.

4.35 AOI 35: Site-Wide Groundwater

Documented releases to the environment resulting from manufacturing operations at the Site have occurred over time. It is believed that some of these have impacted groundwater at the Site. Since groundwater is being evaluated on a Site-wide basis, on-Site groundwater is only listed (and not shown) on Figure 21 as an AOI.

Various investigations were conducted to evaluate the potential contaminants in groundwater at the Site. The earliest documented investigation was conducted at the former Delco Remy property in 1976. Additional area specific and Site-wide investigations were conducted from 1976 through 2010. Further groundwater characterization was proposed in the RFI Work Plan. The historical and RFI-related analytical results are discussed in Section 6.0.

4.36 AOI 36: Adjacent (Upgradient) Dry Cleaning Operations

Dry cleaning operations are conducted upgradient of the Site, at the southwest corner of South Sampson Street and West Eighth Street. An investigation of the upgradient dry cleaning facility was conducted by Harding, including a file review and site visit, monitoring well installations and groundwater sampling, an evaluation of migration pathways, and analytical modeling, beginning in 1998 and continuing until 2001. Harding's investigation determined that PCE in Site groundwater is most likely attributable to operations at a dry cleaning facility upgradient of the Site. Further, it was determined by Harding that the dry cleaner was likely disposing of PCE in the sanitary sewer and the PCE was leaking out of the sewer and migrating to the upper sand and gravel aquifer through a permeable window that may have been created near the intersection of Eight Street and Sampson Street during sewer construction (Harding, 2001a/b). Soil analytical results associated with the investigation of the dry cleaning operations are summarized in Appendix G.1 and select parameters are shown on Figure 51.

Following the dry cleaner investigation, CRA conducted sanitary sewer inspection along West Eighth Street, between Sampson Street and Perkins Street (i.e., upgradient of the dry cleaner). CRA televised the sewer in May 2005 and July 2005 and found that the concrete tiles that make up the utility corridor were fractured and discontinuous in some places. The deterioration of the utility corridor is likely due to age and possibly vibrations due to traffic along West Eighth Street. The deterioration of the utility corridor provides a pathway of contaminant migration due to the off-Site operations at the dry cleaning facility onto the former GMC property.

As the downgradient extent of PCE impacted groundwater was not well defined beneath the former manufacturing building, additional investigation of this AOI was proposed in the RFI Work Plan as part of AOI 35 (Site-Wide Groundwater).

Section 5.0 RCRA Facility Investigation

In May 2011, CRA submitted the RFI Work Plan (CRA, May 2011) to IDEM for approval. The objective of the RFI Work Plan was to detail the investigations necessary to document the nature and extent of releases of hazardous waste and/or hazardous constituents at or from the

Site's AOIs where the potential for a release was moderate to high and/or a documented historical release had occurred but had not been fully characterized. Following IDEM's approval of the RFI Work Plan, CRA implemented Work Plan in November and December 2011. The results of the RFI Work Plan indicated that additional soil and groundwater sampling was required to delineate the extent of observed impacts and to collect Site-specific background data to support the preparation of a Site-specific RHHRA (Section 7.0). In December 2012, CRA submitted the Stage II RFI Work Plan (CRA, December 2012) to IDEM for approval, which detailed the investigations necessary to delineate the extent of observed impacts. Following IDEM's approval of the Stage II RFI Work Plan, CRA implemented the Work Plan in February and March 2013.

CRA Services, a licensed driller in the State of Indiana, was retained by CRA to provide drilling services for the advancement of boreholes and instrumentation of temporary and permanent monitoring wells. Direct push technologies were used to complete the scope of work which included advancement of 157 boreholes and installation of three temporary monitoring wells and ten permanent monitoring wells.

In April and May 2014, CRA conducted groundwater monitoring activities across the Site. Groundwater monitoring activities included hydraulic monitoring with an oil/water interface probe and low flow sampling for volatile organic compounds (VOCs) and polychlorinated biphenyls (PCBs).

5.1 Soil Sampling

Boreholes were advanced to targeted depths using direct push drilling (Geoprobe®) technology. Soil samples were collected using a 2-inch outside diameter by 4-foot long Geoprobe® stainless steel sampler (macro core) lined with a disposable acetate liner. A new liner was used for each 4-foot sample interval and the macro core was decontaminated between each borehole location using Alconox and water. Soil samples were collected continuously as borings were advanced and were screened in the field for evidence of staining, odor, and/or VOC impacts using a PID. The lithology of the soil encountered during drilling operations was logged in accordance with the Unified Soil Classification System (USCS) along with any visual, olfactory, or PID evidence of impacts. Stratigraphic and instrumentation logs are provided in Appendix J. Samples were selected for analysis to meet the objectives of the investigation at each AOI and based on field evidence of impact, if any.

Soil samples were collected in general accordance with the RFI and Stage II Work Plans and the Quality Assurance Project Plan (QAPP) (CRA, 2011a). Soil samples were placed directly into pre-cleaned sample containers with required preservative, where appropriate, and submitted to TestAmerica Laboratories in North Canton, Ohio (TestAmerica) under chain of custody (COC)

protocol for analysis. Field duplicate and matrix spike/matrix spike duplicate (MS/MSD) samples were collected for quality assurance/quality control (QA/QC) purposes.

A Sample Key is presented in Table 5. RFI soil sample locations are shown on Figure 52.

5.2 Monitoring Well Installation

Borehole installation and soil sampling was completed prior to monitoring well installations. Monitoring well locations and depths were based on the field observations and field screening results.

CRA Services, a licensed driller in the State of Indiana, was retained by CRA to install monitoring wells at the Site. In general, well installation was conducted as follows:

- Advance well boring using approximately 4-inch inside diameter hollow stem augers from ground surface to the targeted depth
- Install a 2-inch diameter well consisting of a 10 foot long polyvinyl chloride (PVC) well screen (No. 10 slot) and a 2-inch diameter PVC threaded riser pipe with lockable cap and lock
- Backfill each well installation with a measured sand pack around the well screen (No. 20 sand) placed to a minimum of 2-feet above top of screen and a bentonite seal over the sand pack
- Grout an approved protective casing in place around the well for protection
- Survey well for vertical control

5.3 Monitoring Well Development

New monitoring wells were developed no sooner than 48 hours following installation. Well development was accomplished by pumping in accordance with CRA's Standard Operating Procedures (SOPs). Monitoring well development details are included in Table 6. Groundwater removed from the wells was collected for disposal.

5.4 Groundwater Elevation Measurement

Each well was given a permanent, easily identified reference point marked on the well casing from which its water level elevation is measured. An electric tape water level measuring device sufficiently sensitive to reliably provide a measurement accurate to 0.01 foot was used to determine the depth to groundwater. Shallow groundwater contours from groundwater elevations measured in December 2011 are shown on Figure 16. Historical groundwater elevation data is included in Table 2.

On April 29, 2014, hydraulic monitoring was conducted at the Site using a calibrated oil/water interface probe. Given the absence of an oil sheen or measureable thickness of free product, no LNAPL is present beneath the Site.

5.5 Groundwater Sampling

Wells were purged and sampled no sooner than 48 hours following development using low flow techniques in accordance with CRA's SOPs. Monitoring well purging details are included in Table 6. Purged groundwater was collected in 55 gallon containers for appropriate off-Site disposal.

Groundwater samples were collected in general accordance with the RFI and Stage II Work Plans and the QAPP. The groundwater samples were placed directly into pre-cleaned sample containers with required preservative, where appropriate, and submitted to TestAmerica under COC protocol for analysis. Field duplicate and MS/MSD samples were collected for QA/QC purposes.

A Sample Key is presented in Table 5. Site-wide groundwater sample locations are shown on Figure 53.

5.6 Sample Tracking and Data Management

Sample tracking and data management was performed as discussed in the QAPP to ensure that the sampling program was completed properly and that the sample turnaround times and requested analyses were met.

The sample tracking and management activities included:

- Delivery coordination of sample containers, shipping coolers, and sampling supplies from the laboratory to the Site
- Making certain that sample shipments from the field arrived at the laboratory properly preserved
- Resolution of sample documentation issues, if any
- Identification of samples with unique turnaround time requirements or non-routine analyses
- Maintenance of the integrity of field data (e.g., water levels, pH, conductivity) and sample identification information (e.g., field duplicates, MS/MSD samples) through the use of standardized spreadsheet templates that are completed by field sampling crews and electronically transferred to the database management team

- Distribution of preliminary and final data packages to the data users in a timely manner

The EQuIS database format was used for storing and managing monitoring data. EQuIS is designed to include all tabular data including sampling and chemistry information for various media, groundwater elevations, well completion and lithology, and other information.

5.7 Laboratory Data and Data Validation

A standardized electronic data deliverable (EDD) was provided by the laboratory to ensure that laboratory analytical results were received in a format most efficient for import into the EQuIS database. The laboratory analytical data was validated as discussed in the QAPP. The output from the data validation process has been provided in a memorandum format (Appendix K). In general, data were found to be of sufficient quality for their intended use. Data qualifiers assigned by the laboratory or at the time of CRA's data validation are included in the summaries of soil, groundwater grab, and groundwater analytical results in Appendix G. The following outlines the results of data validation conducted for 360 soil samples, groundwater grab samples, and groundwater samples collected during the RFI:

- All samples were prepared and analyzed within the required holding times, and all samples were properly delivered on ice, and stored by the laboratory at the required temperature (0-6°C). 16 samples were qualified due to violation of sample holding time periods (i.e., samples did not arrive at the laboratory in the required amount of time from sampling).
- Select analyzed parameters in 85 samples were qualified or rejected due to laboratory contamination observed in method blank samples. Method blank samples are prepared from a purified sample matrix and are processed concurrently with investigative samples to assess the presence and the magnitude of sample contamination introduced during sample analysis.
- Individual sample performance for organic analyses was monitored by assessing the results of surrogate compound percent recoveries. Select analyzed parameters in four samples were qualified because the surrogate recovery acceptance criteria were not met.
- Select analyzed parameters in 28 samples were qualified because laboratory control sample (LCS) percent recoveries were not within the laboratory control limits. The LCS analyses serve as a monitor of the overall performance in all steps of the sample analysis and are analyzed with each sample batch.
- To assess the long term accuracy and precision of the analytical methods on various matrices, MS/MSD percent recoveries and the relative percent difference (RPD) control limits of the concentrations were determined. Select analyzed parameters in 33 samples were qualified due to violation of MS/MSD percent recovery criteria.

- Overall precision for the sampling events and laboratory procedures were monitored using the results of field duplicate sample sets. Select analyzed parameters in eight samples were qualified because duplicate sample result RPDs associated with these duplicate samples were greater than 50 for soil samples or 100 percent for water samples.
- To monitor potential cross-contamination of VOCs during aqueous sample transportation and storage, trip blank samples were submitted to the laboratory for VOC analysis with each shipping cooler containing multiple samples. Select analyzed parameters in three samples were qualified due to trip blank contamination.

Section 6.0 Discussion of Results

The following subsections discuss the RFI soil and groundwater sampling activities and the analytical results generated therefrom to characterize the nature and extent of any releases of hazardous waste and/or hazardous constituents in environmental media at select AOIs. A sample key is provided in Table 5. Laboratory analytical results and data validation memoranda for RFI soil, groundwater grab samples, and groundwater samples are included in Appendix K.

Soil and groundwater data generated during the RFI have been compared to the Screening Levels as summarized in Appendix G.

6.1 Background Soil Quality Sampling

An investigation of background soil quality was conducted to identify constituents in soil that are naturally occurring or may be elevated due to anthropogenic inputs. The background soil sampling area selected is approximately 1,600 feet (0.3 miles) upwind (southwest) of the Site as shown on Figure 54. Ten boreholes were advanced in the background soil sampling area to facilitate the collection of soil samples for laboratory analysis of metals, the results of which are summarized in Table 7. Review of Table 7 indicates that elevated levels of arsenic, cobalt, iron, lead, and manganese are characteristic of background soil quality upwind of the Site.

6.2 AOI 1: SWMU 1 – Oily Aluminum Scrap Holding Area

Prior to the RFI, no subsurface investigations had been conducted at AOI 1. One borehole (BH1-11) was advanced to facilitate the collection of soil samples due to observed staining around a drain and potential impacts resulting from a reclaimed oil release. Samples were submitted to the laboratory for analysis of VOCs, SVOCs, PCBs, and inorganics, as presented in Appendix G.1. With the exception of arsenic, cobalt, and iron, analyzed parameters were non-detect or where detected, were detected at concentrations below the Screening Levels. Arsenic, cobalt, and iron were found at concentrations above the residential soil MTG Screening Level, but below

the commercial/ industrial and excavation soil direct contact Screening Levels at AOI 1, as shown on Figure 55.

BH1-11 was instrumented as a temporary monitoring well to facilitate the collection of a representative groundwater grab sample. One groundwater grab sample was collected and submitted to the laboratory for analysis of VOCs, SVOCs, PCBs, and inorganics, as presented in Appendix G.2. With the exception of 1,1-dichloroethane (1,1-DCA), cobalt, and manganese, analyzed parameters were non-detect or where detected, were detected at concentrations below the Screening Levels. 1,1-DCA, cobalt, and manganese were found at concentrations above the residential groundwater Screening Level at AOI 1 but below the commercial/industrial Screening Levels.

Exceedances of relevant Screening Levels are further assessed through the RHHRA provided in Section 7.0.

6.3 AOI 2: SWMU 2 – WWTP

One borehole (BH2-11) was advanced in the vicinity of a pit found to be in poor condition to facilitate the collection of two soil samples. Soil samples were submitted to the laboratory for analysis of VOCs, SVOCs, PCBs, and inorganics, as presented in Appendix G.1. With the exception of cobalt and iron, analyzed parameters were non-detect or where detected, were detected at concentrations below the Screening Levels. Cobalt and iron were found at concentrations above the residential soil MTG Screening Level, but below the commercial/industrial and excavation soil direct contact Screening Levels, as shown on Figure 56.

BH2-11 was instrumented as a temporary monitoring well to facilitate the collection of a representative groundwater grab sample. One groundwater grab sample was collected and submitted to the laboratory for analysis of VOCs, SVOCs, PCBs, and inorganics, as presented in Appendix G.2. Analyzed parameters were either non-detect or where detected, were detected at concentrations below the Screening Levels.

6.4 AOI 3: SWMU 3 – Hazardous Waste Storage Building (Former Delco Remy Warehouse)

The RFI proposed additional subsurface investigations at AOI 3 due to the presence of below grade structures and to evaluate soil quality beneath PCB impacted flooring. Two boreholes were advanced in the southwest corner of the former building where previous investigations were halted due to an unidentified obstruction, one borehole was advanced in the vicinity of a former pit that was found in poor condition, and three boreholes were advanced at various locations to provide a general screening of the soil quality beneath the building.

Soil samples were submitted to the laboratory for analysis of VOCs, SVOCs, PCBs, and inorganics, as presented in Appendix G.1. With the exception of Aroclor 1248, arsenic, cobalt, and iron, analyzed parameters were non-detect or where detected, were detected at concentrations below the Screening Levels. PCBs (Aroclor 1248), arsenic, cobalt, and iron were found at concentrations above the residential soil MTG Screening Level, but below the commercial/industrial and excavation soil direct contact Screening Levels, as shown on Figure 24.

One borehole was instrumented as a monitoring well to facilitate the collection of representative groundwater samples. One groundwater sample was collected from MW45-11 using low flow purge and sampling techniques and submitted to the laboratory for analysis of VOCs, SVOCs, PCBs, and inorganics, as presented in Appendix G.3. With the exception of antimony, analyzed parameters were either non-detect or where detected, were detected at concentrations below the Screening Levels. Antimony was detected at an estimated concentration marginally above the residential drinking water Screening Level, but below the commercial/industrial Screening Levels. PCBs were non-detect.

Exceedances of relevant Screening Levels are further assessed through the RHHRA provided in Section 7.0.

6.5 AOI 9: SWMU 9 – Degreasing Station

One borehole (MW46-11) was advanced in the vicinity of the former degreasing station to investigate the potential for a release to soil/groundwater from the historical operations at this AOI. Soil samples were submitted to the laboratory for analysis of VOCs, as presented in Appendix G.1. Analyzed parameters were non-detect or where detected, were detected at estimated concentrations below the Screening Levels, as shown on Figure 57.

One groundwater sample was collected and submitted to the laboratory for analysis of VOCs, as presented in Appendix G.3. Analyzed parameters are either non-detect or where detected, are detected at estimated concentrations below the Screening Levels.

Based on the results of the RFI, there is no evidence to suggest that operations at the former degreaser resulted in a release to the environment.

6.6 AOI 11: USTs

6.6.1 AOI 11.1: Powerhouse USTs (T-1 through T-8)

Several historical investigations were conducted in the vicinity of AOI 11.1 prior to the RFI, which identified elevated concentrations of TPH in soil. As such, additional investigation of this AOI was proposed to assess the constituents in the detected hydrocarbons to determine if the elevated TPH represents a potential risk to human health. A total of 18 boreholes were advanced to facilitate the collection of soil samples. In general, three soil samples were collected at each borehole. Samples were collected of the soil interval with the greatest field evidence of impact; at the soil interval immediately below the interval of greatest impact; and immediately above the water table. Samples were submitted to the laboratory for analysis of SVOCs and TPH, as presented in Appendix G.1. Based on the results of the investigation, remaining TPH impacts to soil, if any, are limited to soils immediately below the former USTs. The results of the SVOC analysis indicated that 1,1-biphenyl, naphthalene, and pentachlorophenol were detected above the residential MTG Screening Level but below the commercial/industrial Screening Levels. Further, the exceedances of the residential MTG Screening Levels were limited to two locations. Exceedances of relevant Screening Levels are further assessed through the RHHRA provided in Section 7.0.

6.7 AOI 13: Former Chicago Pump House

The sump integrity in the former Chicago Pump House was not assessed at the time of closure. As such, one borehole (BH20-11) was advanced in the vicinity of AOI 13 to facilitate the collection of three soil samples. Samples were submitted to the laboratory for analysis of VOCs, SVOCs, PCBs, and inorganics as presented in Appendix G.1. With the exception of arsenic, cobalt, iron, and manganese, analyzed parameters were non-detect or where detected, were detected at concentrations below the Screening Levels. Arsenic, cobalt, iron, and manganese were found at concentrations above the residential soil MTG Screening Level, but below the commercial/industrial and excavation soil direct contact Screening Levels, as shown on Figure 58. Based on the results of the RFI, there is no evidence to suggest that historical operations at this AOI resulted in a release to the environment.

6.8 AOI 14: Former Rail Lines

6.8.1 AOI 14.1: Former Rail Line West of Heat Treat Building

Oil staining and an oil seep were observed in the vicinity of the former rail line west of the Heat Treat Building. In addition, no information on the composition or quality of backfill materials used at AOI 14.1 was available. As such, six boreholes were advanced through the fill until native soil was observed to facilitate the collection of soil samples. In general, one soil sample was collected of the fill material, where fill was present and at the interval with greatest field

evidence of impact and one soil sample was collected from the native silty clay beneath the fill. Samples were submitted to the laboratory for analysis of VOCs, SVOCs, PCBs, and inorganics as presented in Appendix G.1 and on Figure 36.
Arsenic, cobalt, iron, and manganese were found at concentrations above the residential soil MTG Screening Level, but below the commercial/industrial and excavation soil direct contact Screening Levels across AOI 14.1. Lead was detected at one location (MW54-13) above the residential soil MTG and commercial/industrial direct contact Screening Levels, but below the excavation soil direct contact Screening Level.

Methylene chloride (a common laboratory contaminant) was detected at four locations above the residential soil MTG Screening Level, but below the commercial/industrial and excavation soil direct contact Screening Levels. As shown on Figure 36, cis-1,2-dichloroethene (cis-1,2-DCE), PCE, and vinyl chloride are present in the native material above the residential soil MTG Screening Level, but below the commercial/industrial and excavation soil direct contact Screening Levels at one location (BH24-11). TCE was also detected in soil at BH24-11 above all three Screening Levels.

Benzo(a)anthracene and naphthalene were detected at one location (MW54-13) above the residential soil MTG Screening Level, but below the commercial/industrial and excavation soil direct contact Screening Levels. Benzo(a)pyrene was detected at MW54-13 above the commercial/industrial direct contact Screening Level, but below the residential soil MTG and excavation soil direct contact Screening Levels.

Exceedances of relevant soil Screening Levels have been delineated and are further assessed through the RHHRA provided in Section 7.0.

A groundwater sample was collected from MW53-13 to monitor for the presence of VOCs and metals due to the observed soil impacts at BH24-11 and MW53-13. TCE and vinyl chloride were detected above the Screening Levels at MW53-13. Monitoring well MW54-13 was installed to investigate possible groundwater impacts due to the former oil seep. No oil or oily sheen was observed during groundwater sampling at MW54-13. VOCs and metals were not detected above the Screening Levels in groundwater at MW54-13, with the exception of antimony which was detected at a concentration exceeding the Screening Levels in a parent sample but was not detected the associated field duplicate sample at MW54-13. Groundwater analytical results are summarized in Appendix G.3. Groundwater quality is further assessed as part of AOI 35 (Site-Wide Groundwater).

6.8.2 AOI 14.2: Former Rail Line East of Heat Treat Building

Prior to the RFI, no subsurface investigations had been conducted at AOI 14.2. As such, eight boreholes were advanced to facilitate the collection of soil samples along the former rail line. Boreholes were advance through the fill until native soil was observed. Samples were submitted to the laboratory for analysis of VOCs, SVOCs, PCBs, and inorganics, as presented in Appendix G.1 and on Figure 59.
Sampling results indicate that cis-1,2-DCE was detected above the residential soil MTG Screening Level, but below the commercial/industrial and excavation soil direct contact Screening Levels at one location (BH29-11).

Benzo(a)anthracene, 1,1-biphenyl, dibenzofuran, and naphthalene were found at concentrations above the residential soil MTG Screening Levels, but below the commercial/industrial and excavation soil direct contact Screening Levels at one location (BH28-11). Benzo(a)pyrene was detected at BH28-11 above the commercial/industrial direct contact Screening Level, but below the residential soil MTG and excavation soil direct contact Screening Levels.

Arsenic, cobalt, iron, and manganese were found at concentrations above the residential soil MTG Screening Level, but below the commercial/industrial and excavation soil direct contact Screening Levels across AOI 14.1. Lead also detected above the residential soil MTG and commercial/industrial direct contact Screening Levels, but below the excavation soil direct contact Screening Level at one location (BH39-13).

Exceedances of relevant soil Screening Levels have been delineated and are further assessed through the RHHRA provided in Section 7.0.

6.8.3 AOI 14.3: Former Rail Line North of Power House

Prior to the RFI, no subsurface investigations had been conducted at AOI 14.3. Two boreholes (BH31-11 and BH32-11) were advanced to facilitate the collection of soil samples at the locations shown on Figure 60. Boreholes were advance through the fill until native soil was observed. One soil sample was collected of the fill material, where fill was present and at the interval with greatest field evidence of impact and one soil sample was collected from the native silty clay below the fill.

Samples were submitted to the laboratory for analysis of VOCs, SVOCs, PCBs, and inorganics, as presented in Appendix G.1. With the exception of cobalt, iron, and manganese, analyzed parameters were non-detect or where detected, were detected at concentrations below the Screening Levels. Cobalt, iron, and manganese were found at concentrations above the

residential soil MTG Screening Level, but below the commercial/industrial and excavation soil direct contact Screening Levels.

Exceedances of relevant soil Screening Levels are further assessed through the RHHRA provided in Section 7.0.

6.9 AOI 16: Former Delco Remy Property

Several historical investigations were conducted at this AOI which identified elevated concentrations of some constituents, primarily lead. As such, 39 boreholes were advanced across AOI 16 to varying depths to delineate historically identified lead impacts. In general, three soil samples were collected from each borehole at varying depths to achieve vertical delineation of the anticipated impacts. Samples were submitted to the laboratory for analysis of total lead, as presented in Appendix G.1 and on Figure 39c. Exceedances of relevant Screening Levels are further assessed through the RHHRA provided in Section 7.0.

6.10 AOI 18: Main Fork Truck Battery Charging Area

One borehole (BH58-11) was advanced in the vicinity of AOI 18 due to observed staining and deterioration of the floor at this AOI. One soil sample was collected from the native silty clay found immediately below the concrete and a second sample was collected at 6 to 8 feet bgs for vertical delineation of impacts, if any. Samples were submitted to the laboratory for analysis of PCBs and inorganics, as presented in Appendix G.1 and on Figure 61. With the exception of arsenic, cobalt, iron, and manganese, analyzed parameters were non-detect or where detected, were found at concentrations below the Screening Levels. Arsenic, cobalt, iron, and manganese were found at concentrations above the residential soil MTG Screening Level, but below the commercial/industrial and excavation soil direct contact Screening Levels.

Exceedances of relevant Screening Levels are further assessed through the RHHRA provided in Section 7.0.

6.11 AOI 20: Oil Houses

6.11.1 AOI 20.1: Oil House Inside Main Manufacturing Building

Due to the undocumented integrity of the Oil House floor, one borehole was advanced to facilitate the collection of soil samples beneath the floor. One soil sample was collected from the native silty clay found immediately below the concrete and a second sample was collected at 12 to 14 feet bgs for vertical delineation of impacts, if any. Samples were submitted to the laboratory for analysis of VOCs, SVOCs, PCBs and inorganics, as presented in Appendix G.1 and on Figure 62. With the exception of arsenic, cobalt, and iron, analyzed parameters were non-

detect or where detected, were found at concentrations below the Screening Levels. Arsenic, cobalt, and iron were found at concentrations above the residential soil MTG Screening Level, but below the commercial/industrial and excavation soil direct contact Screening Levels. Exceedances of relevant Screening Levels are further assessed through the RHHRA provided in Section 7.0.

6.11.2 AOI 20.2: Oil House Outside Main Manufacturing Building

Three boreholes were advanced to facilitate the collection of soil samples in proximity to below grade structures of unknown integrity. Due to refusal at two locations, soil samples were collected from one borehole (BH62-11), located in the southwest corner of the former oil house. Samples were collected from the native silty clay immediately below the concrete and a second sample was collected for vertical delineation of impacts, if any. Subsequently, an additional borehole (BH15-13) was advanced in the vicinity of the drilling refusal. Three samples were collected from BH15-13: one sample immediately below the slab; one from 8 to 10.5 feet bgs; and one from the interval immediately above the water table. Soil results are summarized in Appendix G.1 and select parameters are presented on Figure 63. With the exception of arsenic, cobalt, iron, and manganese, analyzed parameters were non-detect or where detected, were found at concentrations above the residential soil MTG Screening Level, but below the commercial/industrial and excavation soil direct contact Screening Levels.

BH62-11 was instrumented as a temporary monitoring well to facilitate the collection of a representative groundwater grab sample. One groundwater grab sample was collected and submitted to the laboratory for analysis of VOCs, SVOCs, PCBs, and inorganics, as presented in Appendix G.2. With the exception of PCBs, aluminum, arsenic, cobalt, iron, lead, and manganese, analyzed parameters were non-detect or where detected, were detected at concentrations below the residential drinking water Screening Level.

BH62-11 was converted into a permanent monitoring well (MW52-13) for the purpose of collecting groundwater samples using standard low-flow purge and sample techniques. MW52-13 was developed and sampled for laboratory for analysis of PCBs and inorganics, as presented in Appendix G.3. With the exception of cobalt and iron, analyzed parameters were non-detect or where detected, were detected at concentrations below the residential drinking water Screening Level. PCBs were non-detect.

Exceedances of relevant Screening Levels are further assessed through the RHHRA provided in Section 7.0.

6.12 AOI 21: Outdoor Chemical Storage Area

Four boreholes were advanced to facilitate the collection of soil samples in proximity to areas of poorest concrete integrity and/or areas of greatest staining at AOI 21. Samples were collected from the soil interval immediately below the concrete and a second sample was collected at a greater depth for vertical delineation of impacts, if any. Samples were submitted to the laboratory for analysis of VOCs, SVOCs, PCBs and inorganics, as presented in Appendix G.1 and on Figure 64.

1,1-DCA, 1,1-dichloroethene (1,1-DCE), PCE, 1,1,1-TCA, and TCE were detected at concentrations above the residential soil MTG Screening Level, but below the commercial/industrial and excavation soil direct contact Screening Levels in surface and sub-surface soils. Arsenic, cobalt, iron, and manganese were found at concentrations above the residential soil MTG Screening Level, but below the commercial/industrial and excavation soil direct contact Screening Levels.

Exceedances of relevant Screening Levels are further assessed through the RHHRA provided in Section 7.0.

6.13 AOI 25: East Shipping and Receiving Dock

Two boreholes were advanced to facilitate the collection of soil samples immediately below the PCB impacted concrete slab and the collection of deeper samples in the area where oil was previously observed. Samples were submitted to the laboratory for analysis of VOCs, SVOCs, PCBs and inorganics, as presented in Appendix G.1 and on Figure 65. Benzo(a)anthracene and naphthalene were detected at one location (BH67-11) above the residential soil MTG Screening Level, but below the commercial/industrial and excavation soil direct contact Screening Levels. Benzo(a)pyrene was detected at BH67-11 above the commercial/industrial direct contact Screening Level, but below the residential soil MTG and excavation soil direct contact Screening Levels. Arsenic, cobalt, iron, and manganese were detected across AOI 25 above the residential soil MTG Screening Level, but below the commercial/industrial and excavation soil direct contact Screening Levels.

Lead was detected marginally above the residential MTG Screening Level, but below the commercial/industrial and excavation soil direct contact Screening Levels at one additional sampling location (BH17-13), as shown on Figure 65.

Exceedances of relevant Screening Levels are further assessed through the RHHRA provided in Section 7.0.

6.14 AOI 26: Locker Room Entrance/Cell 62

Two boreholes were advanced to facilitate the collection of soil samples immediately below the PCB impacted concrete slab and the collection of deeper samples for vertical delineation of impacts, if any. Samples were submitted to the laboratory for analysis of PCBs and inorganics, as presented in Appendix G.1 and on Figure 66. With the exception of arsenic, cobalt, iron, and manganese, metals were detected below the Screening Levels. Arsenic, cobalt, iron, and manganese were found at concentrations above the residential soil MTG Screening Level, but below the commercial/industrial and excavation soil direct contact Screening Levels. PCBs were non-detect.

Exceedances of relevant Screening Levels are further assessed through the RHHRA provided in Section 7.0.

6.15 AOI 27: Tool Hardening

Two boreholes were advanced to facilitate the collection of soil samples immediately below the PCB impacted concrete slab and the collection of deeper samples for vertical delineation of impacts, if any. Samples were submitted to the laboratory for analysis of TCL PCBs and TAL inorganics, as presented in Appendix G.1 and on Figure 42. With the exception of arsenic and iron, metals were non-detect or where detected, were detected below the Screening Levels. Arsenic and iron were found at concentrations above the residential soil MTG Screening Level, but below the commercial/industrial and excavation soil direct contact Screening Levels at. PCB Aroclor 1248 was detected below the Screening Levels at both borehole locations.

Exceedances of relevant Screening Levels are further assessed through the RHHRA provided in Section 7.0.

6.16 AOI 28: Heat Treat Building

Five boreholes were advanced to facilitate the collection of soil samples. Three boreholes were in proximity to below grade structures found in poor condition. Soil samples were collected at the depth of the below grade structures and deeper samples were collected for vertical delineation of impacts, if any. Two boreholes were advanced in the vicinity of the PCB impacted concrete pad. Soil samples were collected immediately below the concrete slab and deeper samples were collected for vertical delineation of impacts, if any. Samples were submitted to the laboratory for analysis of VOCs, SVOCs, PCBs and inorganics, as presented in Appendix G.1 and on Figure 43. With the exception of the following, analyzed parameters were non-detect or where detected, were detected below the Screening Levels.

Naphthalene was detected (at an estimated concentration) above the residential soil MTG Screening Level, but below the commercial/industrial and excavation soil direct contact Screening Levels between 1 and 3 feet bgs at BH74-11. The deeper sample at this location was non-detect for naphthalene.

Arsenic, cobalt, iron, and manganese were found at concentrations above the residential soil MTG Screening Level, but below the commercial/industrial and excavation soil direct contact Screening Levels.

Lead was detected above the residential soil MTG and commercial/industrial soil direct contact Screening Levels, but below the excavation soil direct contact Screening Level between 1 and 3 feet bgs at BH74-11. Two additional boreholes (BH42-13 and BH43-13) were advanced to delineate the observed lead exceedance. No exceedances of Screening Levels for lead were detected in the delineation samples.

Exceedances of relevant Screening Levels are further assessed through the RHHRA provided in Section 7.0.

6.17 AOI 29: Powerhouse

Four boreholes were advanced to facilitate the collection of soil samples to document soil quality in the vicinity of the former Powerhouse following decommissioning of the building and removal of PCB impacted concrete. Soil samples were collected at the depths of the below grade structures and a deeper sample was collected at each borehole for vertical delineation of impacts, if any. Samples were submitted to the laboratory for analysis of TCL PCBs and TAL inorganics, as presented in Appendix G.1 and on Figure 45. With the exception of arsenic, cobalt, iron, and manganese, all parameters were non-detect or where detected, were detected below the Screening Levels. Arsenic, cobalt, iron, and manganese were found at concentrations above the residential soil MTG Screening Level, but below the commercial/ industrial and excavation soil direct contact Screening Levels at AOI 29.

Based on the results of the RFI, there is no evidence to suggest that historical operations at this AOI resulted in a release to the environment.

6.18 AOI 30: Carpenter Shop Concrete Pad

One borehole was advanced to facilitate the collection of soil samples beneath the former PCB impacted concrete. A soil sample was collected immediately below the concrete and a deeper sample was collected for vertical delineation of impacts, if any. Samples were submitted to the laboratory for analysis of PCBs and inorganics, as presented in Appendix G.1 and on Figure 46. With the exception of arsenic, cobalt, and iron, all parameters were non-detect or where

detected, were detected below the Screening Levels. Arsenic, cobalt, and iron were found at concentrations above the residential soil MTG Screening Level, but below the commercial/ industrial and excavation soil direct contact Screening Levels at AOI 30.

Based on the result of the RFI, there is no evidence to suggest that historical operations at this AOI resulted in a release to the environment.

6.19 AOI 31: Parking Lots East and South of Plant

Historical investigations conducted at this AOI prior to the RFI indicated localized benzo(a)pyrene and lead impacts, the extents of which had not been defined. Four boreholes were advanced to a maximum depth of 5 feet bgs to facilitate the collection of soil samples for delineation of the observed benzo(a)pyrene and lead impacts at parking lot Nos. 3 and 4. Samples from Lot 3 were submitted to the laboratory for analysis of total lead and samples from Lot 4 were submitted to the laboratory for total lead and benzo(a)pyrene analysis, as presented in Appendix G.1 and on Figure 47b. Review of Figure 47b indicates that lead and benzo(a)pyrene impacts have been delineated. Exceedances of relevant Screening Levels are further assessed through the RHHRA provided in Section 7.0.

6.20 AOI 32: Below Grade Infrastructure

In accordance with the RFI Work Plan, eleven boreholes were advanced in close proximity to previously identified below grade process infrastructure with poor or unknown integrity to facilitate the collection of soil samples, as presented in Appendix G.1 and shown on Figure 48.

Chlorinated VOCs (cis-1,2-DCE, TCE, and vinyl chloride) were detected at one location (BH89-11) above the residential MTG Screening Level but below the commercial/industrial and excavation direct contact Screening Levels. A deeper sample at this location did not contain these parameters above the Screening Levels. Four additional boreholes were advanced in the vicinity of BH89-11 to delineate the extent of chlorinated VOCs. Results of the sampling, as shown on Figure 48, indicated that VOCs were not detected above the Screening Levels at these locations. TCE was also detected at one additional location (BH96-11) at an estimated concentration that was marginally above the residential MTG Screening Level but below the commercial/industrial and excavation direct contact Screening Levels. A deeper sample was not collected at this location.

Benzo(a)anthracene and naphthalene were detected above the residential soil MTG Screening Level, but below the commercial/industrial and excavation soil direct contact Screening Levels. Benzo(a)pyrene was detected above the commercial/industrial direct contact Screening Level, but below the residential soil MTG and excavation soil direct contact Screening Levels.

Arsenic, cobalt, iron, and manganese were found at concentrations above the residential soil MTG Screening Level, but below the commercial/industrial and excavation soil direct contact Screening Levels.

Exceedances of relevant Screening Levels are further assessed through the RHHRA provided in Section 7.0.

6.21 AOI 35: Site-Wide Groundwater

With the exception of groundwater quality beneath the former main manufacturing building, groundwater quality at and near the Site was well documented prior to the RFI. Additional groundwater quality assessments were conducted during the RFI to fill this data gap and to collect some AOI-specific groundwater quality data as discussed previously in Section 6.0. Historical and RFI borehole water/groundwater grab sample results are summarized in Appendix G.2. Groundwater sample results, are summarized in Appendix G.3. Select parameters are presented on the following figures:

Figure 67	Site-Wide Borehole Water/Groundwater Grab Analytical Results
Figure 68a	Groundwater Analytical Results – VOCs (1988 to 1996)
Figure 68b	Groundwater Analytical Results – VOCs (1997 to 2000)
Figure 68c	Groundwater Analytical Results – VOCs (2001 to 2005)
Figure 68d	Groundwater Analytical Results – VOCs (2006 to 2010)
Figure 68e	Groundwater Analytical Results – VOCs (2001 to 2013)
Figure 68f	Groundwater Analytical Results – VOCs (2014)
Figure 69	Groundwater Analytical Results – SVOCs
Figure 70	Groundwater Analytical Results – PCBs
Figure 71	Groundwater Analytical Results – Metals

In general and based on the most recent groundwater sampling results (i.e., 2014), Site groundwater is impacted with chlorinated VOCs. PCE, a common dry cleaning agent, was detected at a maximum concentration of 2,000 µg/L at MW-15, immediately downgradient of the off-Site dry cleaning operations. PCE extends north beneath the former main manufacturing building but is not detected above the Screening Levels north of the former building or east beyond the immediate vicinity of the dry cleaners. TCE and 1,1,1-TCA, common degreasing agents, are detected at their highest concentrations immediately downgradient of the former heat treat building. TCE and its degradation products (primarily cis-1,2-DCE, trans-1,2-DCE and vinyl chloride) are also detected at elevated concentrations upgradient of the former heat treat building and at the downgradient (northwest) Property boundary. Groundwater quality approximately 200 feet downgradient of the Site (MW40-11) exceeds the residential tap water and vapor exposure Screening Levels but is below the

commercial/industrial vapor exposure Screening Level. There are no residences in the vicinity of MW40-11. Groundwater approximately 400 feet downgradient of the Site meets IDEM's VOC Screening Levels.

A small number SVOCs have been detected above the residential tap water Screening Level, primarily in the vicinity of the former Powerhouse and associated USTs and ASTs. In general, groundwater quality at the downgradient Property boundary meets the SVOC residential tap water Screening Levels however, indeno(1,2,3-cd)pyrene was detected above the Screening Level at MW-27 in 2008.

PCBs were historically detected in groundwater beneath the northern portion of the Site however, due to the age of the data and lack of information regarding sampling techniques, the presence of PCBs was assessed in 2010 and again during the RFI. With the exception of a borehole water sample collected at BH62-11, PCBs have not been detected in Site groundwater above the Screening Levels since at least 2010. As PCBs adhere to soil particles which may have been present in the borehole water sample, PCB borehole water results may be biased high. As such, a permanent monitoring well (MW52-13) was installed at the location of BH62-11 to facilitate the collection of a groundwater sample using standard low flow purge and sampling techniques to reduce the amount of sediment introduced into the sample. The groundwater sample collected from MW52-13 did not contain PCBs above the laboratory reporting limit. In 2014, groundwater sampling for PCBs was conducted at select monitoring wells across the Site, including locations where PCBs had historically been detected. PCBs were not detected above the laboratory reporting limit during the 2014 sampling event. In summary, with the exception of a borehole water sample collected in 2011, PCBs have not been detected in Site groundwater above laboratory reporting limits since at least 2010.

A small number of metals, primarily lead and arsenic, have been detected at concentrations above the residential tap water Screening Levels, as shown on Figure 71. With the exception of MW-3 where arsenic is present in the dissolved sample above the Screening Level, recent dissolved metals results are below the Screening Level at the downgradient Property boundary.

Exceedances of relevant Screening Levels are further assessed through the RHHRA provided in Section 7.0.

Section 7.0 Baseline Human Health Risk Assessment

The following RHHRA uses available soil and groundwater data to determine the current risk conditions at the Site and the surrounding area by comparing exposure estimates to Site-specific, risk-based screening levels (SSSLs). The RHHRA is primarily based on the guidance

specified in the 2012 RCG, as amended through March 5, 2014. Items not explicitly defined in the RCG are based on the information contained in various documents published by the U.S. EPA on Risk Assessment Guidance for Superfund (RAGS) (U.S. EPA 1989, 1991c, 1991d, 1991e, 1991f, 2004b, and 2009). Either RCG or RAGS sources are cited for each screening decision, input, calculation, or remediation objective.

7.1 Purpose and Objectives

The purpose of the RHHRA is to integrate the results of historical investigations to determine whether realistic exposure levels of Site constituents have the potential to adversely affect human health on- and off-Site.

One of the main objectives of the RHHRA is the derivation of SSSLs for remaining risk drivers. The SSSLs are directly supportive of ensuing risk assessment, risk management, and data gap decisions and represent one of the remediation objectives specified in the RCG.

7.2 Data Screening

Section 4.0 discusses the results of historical soil and groundwater sampling activities. Section 6.0 discusses the results of RFI soil and groundwater sampling. Together, Section 4.0 and Section 6.0 characterize the nature and extent of any releases of hazardous waste and/or hazardous constituents in environmental media at the Site's AOIs where known or potential historical sources exist. Given industrial operations at the Site ceased in 2006 and related infrastructure was demolished to grade between 2007 and 2009, no operational sources to soil or groundwater impairment exist. Recent advancements in risk assessment, risk management, regulatory guidance, and applied toxicology were incorporated into the RHHRA to ensure that the potential remedial actions, if any, are not only contemporary but also protective of human health. The RHHRA process begins with exposure characterization, as described below.

The exposure characterization step (per the RCG), where the nature and extent of potential impacts to exposure media are assessed via comprehensive sampling, yields all-inclusive analytical results that must be screened for constituents that may be associated with adverse health effects on receptors (i.e., potential risk drivers). The data screening step directly utilizes the Screening Levels discussed and identified in the RCG and subsequent Screening Level updates through March 5, 2014.

The key parameters used in the screening step of the Site data are:

- Background levels: the highest Site background results in surface soil were used to interpret the collected soil data, as specified in the RCG

- Detection Frequency (DF): a cutoff of 10-percent detection frequency was used to screen out uncommon constituents, as specified in the RAGS
- Detection Limit (DL): one-half of the detection limit for results below the quantification limits was adopted for non-detected constituents, as specified in the RAGS
- Essential elements without IDEM Screening Levels: calcium, magnesium, potassium, and sodium were excluded from the assessment based on their "generally regarded as safe" (GRAS) nature, as specified in the RAGS
- IDEM's 2014 Screening Levels
- Appropriate and applicable screening levels from other jurisdictions or equivalent chemical surrogates (adjusted to 10^{-5} for carcinogens per the RCG) to fill Screening Level data gaps

The Screening Levels were used to identify the Constituents of Potential Concern (COPCs; referred to as the Potential Contaminants [PCs] in the RCG) subject to further assessment in the current RHHRA.

7.2.1 Background Soil Concentrations

IDEM's guidance recommends screening inorganic constituents (i.e., metals) of potential concern against background concentrations. This is one of RCG's fundamental remediation objectives (ROs).

Soil background sampling was conducted in 2012 as discussed in Section 6.1. Ten boreholes were advanced to facilitate the collection of background soil samples for laboratory analysis of metals, the results of which are summarized in Table 7. Review of Table 7 indicates that elevated levels of arsenic, cobalt, iron, lead, and manganese are characteristic of background soil quality upwind of the Site. The maximum detected relevant inorganic concentrations in background surface soil samples are provided below:

Parameter	***Concentration (mg/kg)***
Aluminum	13,000
Antimony	0.46 J
Arsenic	11
Barium	150
Beryllium	0.89
Cadmium	1.2
Chromium	24
Cobalt	14
Copper	48
Iron	20,000

Parameter	***Concentration (mg/kg)***
Lead	440 J
Manganese	1,200
Mercury	0.14 J
Nickel	25
Selenium	0.7
Silver	0.18 J
Thallium	1.3 J
Vanadium	35
Zinc	200

Note: Concentrations denoted with "J" are estimated.

The highest concentration of total lead in the background samples from the top soil layer (i.e., 0 to 6 in bgs; the depth horizon most likely contacted by Site receptors) was reported at 440 mg/kg. This layer reflects the combined geogenic and anthropogenic inputs, with the latter likely contributing the most of total mass of air-deposited lead in an urban environment such as that found at the Site. Accordingly, local receptors may be exposed to background lead, and other metals, even without any contributions from the Site. Based on the results from background sampling, the exposure concentration associated with local soil can reach 440 mg/kg. This background exposure is taken into consideration in the RHHRA.

7.2.2 Soil COPCs

Exceedances of the soil Screening Levels are identified in Table 8. Screening levels from other jurisdictions or equivalent chemical surrogates used to fill Screening Level data gaps are noted in Table 8. The screening results for each chemical class are discussed below. Please refer to Table 8 for receptor and exposure scenario details regarding exceedances of the IDEM Screening Levels for soil. The identified soil COPCs are forwarded to the RHHRA step discussed in Section 7.3.

An off-Site exposure assessment is ongoing, the results of which will be provided under separate cover.

7.2.2.1 Volatile Organic Compounds (VOCs)

Chlorinated VOCs were detected in on-Site soil samples at frequencies above 10-percent and at concentrations exceeding at least one of the IDEM Screening Levels. The exceedances were associated with dichloroethane, 1,1-DCA, methylene chloride (a common laboratory contaminant), trichloroethane (TCA), PCE, and TCE.

7.2.2.2 Semi-Volatile Organic Compounds (SVOCs)

Multiple SVOCs were detected in on-Site soil above the threshold DF and at concentrations exceeding the IDEM Screening Levels. The exceedances were associated with benzo(a)anthracene, benzo(a)pyrene, benzo(b)fluoranthene, benzo(k)fluoranthene, dibenzofuran, indeno(1,2,3-cd)pyrene, naphthalene, and TPH. It should be noted that benzo(k)fluoranthene and indeno(1,2,3-cd)pyrene exceedances of the IDEM Screening Levels were limited to the residential direct contact exposure pathway. On-Site soil was evaluated with respect to this exposure pathway for the purpose of determining the parameters for which Tresspasser SSSLs are required. The residential direct contact Screening Level is not applicable to on-Site Soil.

7.2.2.3 Polychlorinated Biphenyls (PCBs)

Total PCBs were detected in on-Site soil above the threshold DF and at concentrations exceeding the IDEM Residential MTG Screening Levels. However, as noted in Section 6.21, PCBs are non-detect in Site groundwater.

7.2.2.4 Metals

Detections of metals in on-Site soil at concentrations exceeding the threshold DF and applicable IDEM Screening Levels were those for arsenic, cadmium, hexavalent chromium, cobalt, iron, lead, manganese, and thallium. It should be noted that thallium exceedances of the IDEM Screening Levels were limited to the residential direct contact exposure pathway. On-Site soil was evaluated with respect to this exposure pathway for the purpose of determining the parameters for which Tresspasser SSSLs are required. The residential direct contact Screening Level is not applicable to on-Site Soil.

7.2.3 Groundwater COPCs

Exceedances of the groundwater Screening Levels are identified in Table 9 for on-Site data and Table 10 for off-Site data. Screening levels from other jurisdictions or equivalent chemical surrogates used to fill Screening Level data gaps are noted in Tables 9 and 10. The results for each chemical class are discussed below. Please refer to Tables 9 and 10 for receptor and exposure scenario details regarding exceedances of the IDEM Screening Levels for groundwater. The identified groundwater COPCs are forwarded to the refined risk assessment step discussed in Section 7.3.

7.2.3.1 Volatile Organic Compounds

The VOCs detected in on-Site groundwater above the threshold DF and the applicable IDEM Screening Levels are 1,1-DCA, 1,2-DCE (cis- and trans-), methylene chloride (a possible

laboratory contaminant), PCE, TCE, and vinyl chloride. The VOCs detected in off-Site groundwater above the threshold DF and applicable IDEM Screening Levels are PCE, TCE, and vinyl chloride.

7.2.3.2 Semi-Volatile Organic Compounds

Benzo(b)fluoranthene was detected in on-Site groundwater at a concentration exceeding the threshold DF and the applicable IDEM Screening Level. There were no SVOCs identified in off-Site groundwater above the IDEM Screening Levels.

7.2.3.3 Metals

The metals detected in on-Site groundwater above the threshold DF and IDEM Screening Levels included antimony, arsenic (total and dissolved), cadmium (total), cobalt (total), iron (total), lead (total), and manganese (dissolved). The metals found in off-Site groundwater above the threshold DF and the applicable IDEM Screening Levels are arsenic (total) and manganese (dissolved).

7.3 Reverse Risk Assessment

The significance of the analytical results, data screening, and the completed interim remedial measures is assessed in the RHHRA, where realistic exposure parameters are used to estimate the potential for adverse impacts on human health. In accordance with the RCG and RAGS, the main steps in a risk assessment are hazard identification, exposure assessment, toxicity assessment, and risk characterization. Traditionally, these steps are executed in sequence and yield a "forward" risk assessment to determine whether current or future exposures may or may not be associated with potentially unacceptable health risks/hazards. The "reverse" risk assessment (RRA) approach performed here, where the SSSLs are compared to the exposure media results, is also recognized by the RCG (and equations for the calculation of SSSLs are included in Appendix A of the RCG). Based on the RCG, the RRA approach, along with the SSSL development methodology, is applied to assess exposure and risk both on-Site (soil and groundwater) and off-Site (groundwater only).

The risk characterization step, consisting of comparing the SSSLs to the current COPC concentrations in exposure media, identifies not only the potential risks on a sample-by-sample basis, but also delineates areas on- and off- Site where further remediation and/or management decisions may be needed. This is the end product of a RRA approach, details of which are presented below.

7.3.1 Hazard Identification

The hazard identification step involves the development of a Conceptual Site Model (CSM) of potential human exposure pathways/routes as well as the identification of COPCs via screening of exposure media data against conservative screening benchmarks. The screening step was completed in Section 7.1. The CSM, as it relates to human receptors, is presented in Section 7.3.2 and the list of COPCs forwarded to the RHHRA is presented in Section 7.2.3.

7.3.2 Conceptual Site Model (CSM)

A CSM is a simplified representation of the relationship between chemical sources, fate/transport processes, exposure pathways, and exposure routes to receptors at a given location. Its purpose is the identification of complete exposure pathways, which should be addressed in a risk assessment. As per the U.S. EPA (1989), a complete exposure pathway must have the following components:

- source of a chemical constituent
- transport mechanism from source to receptor
- exposure point
- route to the receptor

A pathway is incomplete if any of these four components is missing; incomplete pathways do not require further risk assessment. Otherwise, the pathway is considered complete and needs to be evaluated further. The complete/incomplete exposure pathway analysis is indicated in the RCG.

The Site has an industrial origin and is projected to remain so in the foreseeable future (RACER's goal is to obtain a No Further Action designation based on a non-residential land use). Accordingly, commercial/industrial workers (CIWs) would be the primary receptors at the Site and non-residential land use the primary exposure setting. Soil is the main exposure medium since large surface water bodies are not present, the use of on-Site groundwater will be prohibited via an ERC (i.e., implementation of an institutional control of this potential exposure pathway per RCG). CIWs are assessed for on-Site soil dermal contact, inhalation of dusts and vapors, and incidental ingestion of soil. There is also a potential for inhalation of outdoor and indoor vapors. Other on-Site receptors may also include construction (excavation) workers (Es) and trespassers (Ts). Those receptors are assessed in the RHHRA as well.

The source media associated with the potential for adverse impacts off-Site is groundwater. Accordingly, the receptors that may come into contact with off-Site groundwater are residents (Rs) via inhalation of indoor vapors, recreators (RECs) via direct contact , CIWs via inhalation of

indoor vapors, and Es while groundwater is exposed during utility, construction, and maintenance work. Please keep in mind that on- and off-Site groundwater use is very unlikely (i.e., municipal water is provided at and near the Site) and future use of on-Site groundwater will be restricted (via restrictive covenants).

Based on the characterization of the Site and its current/future use, the exposure pathways for each receptor group are:

- Current/Future Commercial/Industrial Worker (adult)
  - Dermal contact with soil
  - Incidental ingestion of soil
  - Inhalation of soil particulate matter (or dust) and vapors entrained in ambient or indoor air
- Current/Future Construction (Excavation) Worker (adult)
  - Dermal contact with soil and groundwater
  - Incidental ingestion of soil and groundwater
  - Inhalation of soil particulate matter (or dust) and vapors in ambient air
- Current/Future Trespasser (young adult)
  - Dermal contact with soil and groundwater
  - Incidental ingestion of soil and groundwater
  - Inhalation of vapors in ambient air
- Current/Future Residents/Recreators (adult and child)
  - Dermal contact with groundwater
  - Incidental ingestion of groundwater
  - Inhalation of vapors in ambient air

For the purpose of the RHHRA, a worker is an adult with exposure parameters based on age ranging from 16 to 30 years (U.S. EPA, 2004), averaging time of 25 years (RCG), exposure frequency of 250 days/year (RCG), and exposure duration of 25 years (RCG). A commercial/industrial worker (also known as the indoor worker) is typically an occupant of a commercial building who infrequently ventures beyond the work space other than a parking lot and works scheduled hours each day. This type of a receptor has limited potential for direct exposure to soil and groundwater. Affected dust originating from surface soil as well as vapors emanating from subsurface media may enter the building and lead to exposure. Exposure via potable water uses is not possible because the Site groundwater is not currently used, and the future use of Site groundwater will be prohibited under an ERC.

A construction (excavation) worker is typically present on a short-term basis and is limited by the duration of construction, maintenance, and subsurface activities. Per the RCG, averaging time is 1 year, exposure frequency is 45 days per year (RCG), and exposure duration is 1 year. Due to the invasive nature of construction (and remediation) activities, the worker may be exposed to all potentially-affected media through dermal contact, ingestion, and inhalation. However, the implementation of personal protective equipment and safety procedures at the Site will limit or eliminate such exposure.

An off-Site resident/recreator (there are no on-Site residential receptors) is a child or an adult occupying a particular domicile for as long as a lifetime (exposure duration is set to 30 years per the RCG).

A trespasser is a youth that occasionally enters a controlled Site over a ten year period (ages 6-16) and is potentially exposed to soil, groundwater (if excavations remain open), and any ambient dusts/vapors.

7.3.3 Summary of Exposure Media Data and RHHRA COPCs

COPCs are chemicals related to a site that have the potential to pose unacceptable risk to public health. In general, chemicals are identified as COPCs based on their elevated concentrations relative to the conservative screening benchmarks, frequency of occurrence, and history of use. The screening benchmarks are not specific to a site (i.e., apply to all sites) and, therefore, are necessarily conservative. The latter is a feature that is useful in the initial data screening, but not necessarily to directly support remediation efforts. The initial screening step using the screening benchmarks helps to ensure that all potential risks due to specific constituents, however minimal, are identified early on. Screening benchmark (i.e., IDEM's Screening Levels in the current RHHRA) exceedances do not imply that remediation and/or risk management are required. Rather, this indicates that additional assessment is needed. To this end, SSSLs for each of the COPCs identified in the screening step are developed and applied in the refinement step to identify any significant risks (i.e., these are the risk drivers) that may need to be addressed via remediation and/or institutional controls. The Site data set applied in the groundwater COPC screening includes all results gathered up to March 2013. Data screening summaries for soil and groundwater are presented in Appendix L.

Constituents determined to be present in each source medium (i.e., soil and groundwater) at concentrations above the Screening Levels (and that had a level of detection frequency equal to or greater than 10-percent; after U.S. EPA, 1989) were identified as COPCs for further analysis (see Section 7.1). The resulting list of constituents is assessed further in the RHHRA

(Section 7.2). All other detected constituents were eliminated from further consideration in the RHHRA.

For soil, the identified COPCs exceeding one or more of the conservative Screening Levels and forwarded to the RHHRA include:

- 1,1-DCA
- methylene chloride
- PCE
- TCA
- TCE
- TPH
- PCBs
- benzo(a)anthracene
- benzo(a)pyrene
- benzo(b)fluoranthene
- benzo(k)fluoranthene
- dibenzofuran
- indeno(1,2,3-cd)pyrene
- naphthalene
- arsenic
- cadmium
- chromium VI
- cobalt
- iron
- lead
- manganese
- thallium

It should be noted that benzo(k)fluoranthene, indeno(1,2,3-cd)pyrene, and thallium exceedances of the IDEM Screening Levels were limited to the residential direct contact exposure pathway. On-Site soil was evaluated with respect to this exposure pathway for the purpose of determining the parameters for which Trespasser SSSLs are required. Residential direct contact with on-Site soils is not a complete exposure pathway for the Site.

For groundwater, the identified COPCs exceeding one or more of the conservative Screening Levels and forwarded to the RHHRA include:

- 1,1-DCA
- cis/trans-1,2-DCE
- methylene chloride
- PCE
- TCE
- vinyl chloride
- benzo(b)fluoranthene
- antimony
- arsenic
- cadmium
- cobalt
- iron
- lead
- manganese

7.3.4 Site-Specific Risk Characterization

In this step, the detected concentrations of COPCs were compared to the corresponding SSSLs, which were specifically derived for the identified exposure scenarios. This process is undertaken to determine if potential exposures may be above the target risk/hazard thresholds and, perhaps, require additional assessment, remediation, and/or risk management measures. The second stage data screening (i.e., comparison to SSSLs) helps to reduce the list of the identified COPCs to those that are the potential risk drivers for the affected receptors identified in the CSM. The SSSL derivation and their implementation are described below.

7.3.4.1 Derivation of Site-Specific Screening Levels (SSSLs)

For each constituent that exceeds any of the Screening Levels, a SSSL is derived according to the RCG. The calculated SSSLs capture not only the practical and realistic intent of Site-specific remedial design, but also the latest developments in applied toxicology and risk assessment, while ensuring the protection of human health. In essence, SSSLs strike the necessary balance between remediation and protection recognized by many agencies, including IDEM. The SSSL derivation approach is presented below, with additional details presented in Appendix L.

For maximum transparency, expedited regulatory acceptance, and the SSSL value optimization, a systematic procedure specified in the RCG was adopted for the Site. The steps taken in the CIWs SSSL derivation were as follows (they were replicated from the RCG, including the use of the same language):

1. Multiply the value (if any) appearing in the carcinogenic screening level column of the U.S. EPA Regional Screening Level (RSL) Industrial Soil Table by ten to produce a carcinogenic screening level at a target cancer risk of 10^{-5}
2. Select the lower of the following as the IDEM commercial/industrial soil direct contact screening level:
    a. 10^{-5} carcinogenic screening level (if any)
    b. Non-carcinogenic screening level (if any) from the RSL Industrial Soil Table
    c. Saturation Concentration (Csat) (estimated saturation limit for a given constituent and medium)
    d. 100,000 mg/kg
3. Calculate lead screening levels for the commercial/industrial scenario using U.S. EPA's Adult Lead Model.

This procedure was enhanced by adding certain steps to account for the intended SSSL use (i.e., industrial land cleanup), provide the most current inputs, adjust for risk-based endpoints (to support risk-based decision-making), and to account for bioavailability in soil. These enhancements provide for the most up-to-date, applicable, and scientifically-defensible SSSLs for use in risk-based Site cleanup decisions.

The specific enhancements/adjustments contained in the SSSLs for soil and direct contact exposure (this derivation does not apply to the leaching potential SSSL, which is addressed separately) are listed below:

Potential Risk Driver	*SSSL Adjustment*	*Rationale*
Chromium VI[C]	Applied 50% soil bioavailability factor	Per ATSDR (2012) chromium VI in soil has limited bioavailability Witmer et al. (1991) rat study indicates 50% uptake at most
Lead[NC]	Applied the ALM using IDEM input and reported soil bioavailability of 11%	Uses most current information from Batelle (2000) on the bioavailability of lead in soil
Benzo(a)anthracene[C]	Applied 70% soil bioavailability factor	Uses most current information from Lu et al. (2010) on the bioavailability of Polycyclic Aromatic Hydrocarbons PAHs in soil
Benzo(a)pyrene[C]	Applied 70% soil bioavailability factor	Uses most current information from Lu et al. (2010) on the bioavailability of PAHs in soil
Benzo(b)fluoranthene[C]	Applied 70% soil bioavailability factor	Uses most current information from Lu et al. (2010) on the bioavailability of PAHs in soil
Indeno(1,2,3-cd)pyrene[C]	Applied 70% soil bioavailability factor	Uses most current information from Lu et al. (2010) on the bioavailability of PAHs in soil
TCE[C]	Updated to the November 2013 RSL	Uses November 2013 RSL

C-carcinogen
NC-noncarcinogen

Pre- and post-adjustment SSSL values for CIWs and soil are indicated below:

Potential Risk Driver	*IDEM SL Direct Contact CIW (mg/kg)*	*SSSL Direct Contact CIW (mg/kg)*
Chromium VI	56	112
Lead	800	1,660
Benzo(a)anthracene	21	30
Benzo(a)pyrene	2.1	3
Benzo(b)fluoranthene	21	30
Indeno(1,2,3-cd)pyrene	21	30
TCE	20	64

The construction (excavation) worker exposure pathway SSSLs were based on the CIW SSSLs and exposure duration/frequency factors specified in the RCG for converting CIW to E SSSLs. The resulting SSSLs are presented in Table 8. Refer to Appendix L for additional calculation details.

The migration to groundwater exposure pathway SSSLs were calculated using IDEM's non-default closure tool. The tool was also used to calculate industrial groundwater SSSLs

(commercial/industrial tap water use [CITW]). The resulting SSSLs are presented in Table 8. Calculation details are presented in Appendix L.

The trespasser and recreator exposure pathway SSSLs were derived using the U.S. EPA's Regional Screening Level (RSL) calculator[9]. The COPCs were selected from the available chemical list and the risk level was adjusted to 10^{-5} for carcinogens per IDEM guidance. Trespassers were evaluated for exposure to Site soil and groundwater and recreators were evaluated for off-Site groundwater exposure. The most conservative calculated screening value was selected for use as the SSSL for these two receptors. It should be noted that dermal contact with groundwater and incidental ingestion of groundwater are not considered applicable off-Site exposure pathways at this time.

To account for the vapor intrusion pathway due to affected groundwater (on- and off-Site), the methodology outlined in the IDEM RCG was utilized for calculation of SSSLs for volatile constituents. An adjustment was made to Equation A-10 of the RCG to account for the IDEM suggested soil temperature of 12.5˚C and the suggested groundwater-to-indoor air attenuation factor of 0.001. Vapor intrusion SSSLs are presented in Tables 9 and 10. The vapor intrusion SSSL derivation details for groundwater protective of this pathway are included in Appendix L.

7.3.4.2 Risk/Hazard Assessment

For the purpose of the risk/hazard assessment, the concentrations of COPCs in the affected media, which may be contacted by the Site receptors, were approximated using Exposure Point Concentrations (EPCs). EPCs are statistical estimators that are part of the RAGS to represent realistic exposures, which capture the risk assessment concept of exposure averaging. The latter states that an actual receptor is exposed to a range of concentrations, low and high, rather than just high, as is the principal postulation in the conservative data screening step performed in Section 7.1.

EPCs in RAGS, and the current RHHRA, are represented by the 95% upper confidence limit on the mean (UCL) and the geometric mean. The UCL quantifies the Reasonable Maximum Exposure (RME), the geometric mean, and, the Central Tendency Exposure (CTE) per RAGS. Upper confidence limits were calculated using ProUCL (version 4.1.01), a computer application that is commonly accepted and used by multiple agencies, including IDEM, as indicted in the RCG.

The 95% UCLs for Site COPCs were calculated according to specific statistical distributions fitted to exposure media data. UCLs were selected based on the program recommendation. If no recommendation was made by ProUCL, the Chebyshev 95% UCL was manually selected for

[9] http://epa-prgs.ornl.gov/cgi-bin/chemicals/csl_search

consistency with other UCLs and conservatism (i.e., it was the highest result). Similarly, geometric means were calculated using the ProUCL software. Geometric, rather than arithmetic means, were used in CTE estimates to better represent the central tendency of log-normally distributed data. CTEs afford more realistic exposure estimates than those provided by the RMEs. As such, CTE-based risk conclusions are generally better-suited to support remediation decisions as they more likely reflect actual, rather than hypothetical impacts. Therefore, the current RHHRA provides recommendations based on the CTE scenario (while RME also displaying results for the RME scenario).

The calculated EPCs are presented in Tables 8 through 10. Calculation details are contained in Appendix L.

7.3.5 Comparison of SSSLs to Exposure Media Concentrations

Comparisons of on-Site concentrations of COPCs in soil and groundwater to corresponding SSSLs lead to the following observations.

7.3.5.1 On-Site Risk Characterization

Soil Hot Spot Analysis

For on-Site soil, the potential hot-spot risk drivers (i.e., those associated with sufficiently frequent, detected [i.e., cannot be a non-detected constituent], and elevated concentrations above SSSLs at individual sampling locations) are limited to two VOCs (i.e., TCE and PCE), one SVOC (i.e., benzo[a]pyrene), and two metals (i.e., arsenic and lead,) (i.e., Det.>SSSLs; Table 8). This determination is inclusive of the Commercial/Industrial Worker, Construction (Excavation) Worker, Trespasser, and MTG scenarios. Please refer to Table 8 for the basis for each SSSL exceedance.

The named constituents are identified as potential hot-spot (i.e., limited to the vicinity of the sampling point rather than impacting wider exposure areas) risk drivers and are subjected to further analysis to evaluate their impact on a Site-wide basis (as quantified by EPCs) and to account for receptor exposure averaging per RAGS (see below). As is demonstrated in Section 7.3.5.3 and Table 8, none of the listed constituents are associated with unacceptable risks on average- and Site-wide bases.

Figure 72 illustrates the soil sample locations with SSSL exceedances at one or more sample depths.

Groundwater Hot Spot Analysis

For on-Site groundwater, the potential hot-spot risk drivers are seven VOCs (i.e.,1,1-DCA, cis- and trans-1,2-DCE, methylene chloride, PCE, TCE, and vinyl chloride) and one metal (i.e., arsenic) (i.e., Det.>SSSLs; Table 9). This determination is inclusive of the Trespasser and Commercial/Industrial Worker (direct contact and vapor inhalation) scenarios based on groundwater data through 2013. The listed constituents are identified as potential hot-spot risk drivers and are subject to further analysis to evaluate their impact on Site-wide basis (see below). As is demonstrated in Section 7.3.5.3 and Table 9, none of listed constituents are associated with unacceptable risks on average- and Site-wide bases.

Figure 73 illustrates on-Site groundwater sample locations with SSSL exceedances detected during the most recent sampling event at that location. It should be noted that there are no recent exceedances of the Trespasser SSSLs for VOCs, including locations where higher concentrations have historically been detected.

Average Exposure Analysis

While the identification of hot-spot risk drivers is important for any focused affected media removal where exposure averaging neither applies nor is warranted, it is also vital that a Site-wide risk level be understood.

Based on pooled concentration estimates for soil, no Site-wide risk drivers in on-Site soil were identified for receptors and exposure scenarios associated with average exposures (i.e., CTE>SSSL). Only under highly hypothetical exposures (i.e., RME>SSSL), TCE (MTG and E scenarios), benzo(a)pyrene (CIW scenario), arsenic (MTG scenario), and lead (T scenario) in on-Site soil may be associated with elevated risk for adverse effects on human health.

For on-Site groundwater, TCE (commercial/industrial vapor [CIV]) was associated with CTE (average exposures) exceedances of the applicable SSSLs (i.e., CTE>SSSL) (Table 9). In contrast, high-end (RME) CIV and commercial/industrial direct contact (CITW) exposures to PCE, TCE, vinyl chloride and arsenic (CITW scenario) in on-Site groundwater may be associated with elevated risk for adverse effects on human health (i.e., RME>SSSL) (Table 9).

7.3.5.2 Off-Site Groundwater Risk Characterization

The same comparative analysis conducted in the preceding section for on-Site potential risk drivers was performed for off-Site groundwater receptors.

Groundwater Hot Spot Analysis

For off-Site groundwater, the potential hot-spot risk drivers include three VOCs (i.e., PCE, TCE, and vinyl chloride) and two metals (i.e., arsenic and manganese) (i.e., Det.>SSSLs; Table 10). This determination is inclusive of the residential/recreator (REC), residential vapor inhalation (RVI), and CIV scenarios. The listed constituents are identified as potential hot-spot risk drivers and are subject to further analysis to evaluate their impact on Site-wide basis (see below).

Figure 74 illustrates off-Site groundwater sample locations with SSSL exceedances detected during the most recent sampling event at that location. It should be noted that there are no recent exceedances of the CIV SSSLs for VOCs, including locations where higher concentrations have historically been detected.

Review of Figure 74 indicates that off-Site exceedances of SSSLs include monitoring wells MW-34 and MW-35 in the vicinity of dry cleaning operations south of the Site, and monitoring wells north (MW40-11) and east (MW-9) of the former manufacturing operations. It should be noted that the PSP Realty property (i.e., 1011 South Perkins Avenue), where TCE has historically been detected in groundwater, is located in the vicinity of monitoring well MW40-11. The source of the TCE detected on PSP Realty's property is currently unknown.

Average Exposure Analysis

Manganese (REC scenario) in off-Site groundwater may be associated with elevated risk for adverse effects on human health under exposure averaging and high-end exposures (i.e., RME and CTE>SSSL). In contrast, high-end (RME) exposures to PCE (REC scenario), TCE (REC scenario), vinyl chloride (REC and RVI scenarios), and arsenic (REC scenario) in off-Site groundwater may be associated with elevated risk for adverse effects on human health (i.e., RME>SSSL) (Table 10).

7.3.5.3 Risk Characterization Summary

On-Site

Based on the SSSL comparisons to the on-Site soil data, PCE (MTG scenario), TCE (CIW, E, and MTG scenarios), benzo(a)pyrene (T, CIW, and MTG scenarios), arsenic (CIW and MTG scenario), and lead (T, CIW, and E scenarios) at some locations may be associated with elevated risks. However, under realistic averaged receptor exposures (i.e., CTE scenario), none of the listed constituents would be associated with unacceptable risks.

Figure 72 illustrates the soil sample locations with SSSL exceedances at one or more sample depths. Soil samples with detected exceedances of the MTG pathway were further evaluated for their potential to act as a source of groundwater impairment. Arsenic exceedances of the

MTG pathway were detected across the Site. Though arsenic is identified in Site groundwater, it is not a risk driver for the Site given groundwater is not currently used and future use will be prohibited through deed restrictions. Benzo(a)pyrene was detected above the MTG SSSL at two locations (MW-12 and BH84-11), however, groundwater samples collected at MW-12 did not contain detectable concentrations of benzo(a)pyrene. Monitoring wells in proximity to and downgradient from BH84-11 (i.e., MW-23 and MW-24) also do not contain detectable concentrations of benzo(a)pyrene. The absence of benzo(a)pyrene in groundwater at MW-12 and downgradient to BH84-11 indicates that the soil exceedances of the MTG SSSLs have not resulted in arsenic or benzo(a)pyrene groundwater impairment.

Soil samples collected at or near the water table for PCE were found to have exceedances of the MTG pathway at PB-04, PB-05, and PB-06. These locations are downgradient of the off-Site dry cleaning operations. In all cases, soil PCE concentrations were not detected in samples closest to the ground surface or, where detected, soil PCE concentrations were marginal near ground surface and increased with depth. As such, the observed PCE exceedances of the MTG SSSL are not likely the result of a surface release. Rather, they are likely the result of groundwater impairment.

Soil samples collected at or near the water table for TCE were found to have exceedances of the MTG pathway at SB-125 and BH24-11. The exceeding concentration at BH24-11 corresponds to soil collected at a depth of 12-14 feet bgs which corresponds to the approximate surface of the water table. However, a shallower sample at this location has only a marginal TCE concentration, ruling out the potential for a surface release to soil at this location. The exceeding concentration at SB-125 corresponds to soil collected at a depth of 60 feet bgs. As such, it is possible that the impacts are related to impacted groundwater in the soil matrix.

In on-Site groundwater, 1,1-DCA (CIV scenario), cis-1,2-dichloroethene (CIV and CITW scenarios), trans-1,2-DCE (CIV scenario), methylene chloride (CITW scenario), PCE (T, CITW, and CIV scenarios), TCE (T, CITW, and CIV scenarios), vinyl chloride (CITW and CIV scenarios), and arsenic (CITW scenario) at some monitoring wells may be associated with elevated risks. However, under realistic receptor exposures (i.e., CTE scenario), only TCE (CIV scenario) would be associated with unacceptable risks. In 2014, TCE was detected above the CIV SSSL at 17 locations across the Site. Figure 73 illustrates on-Site groundwater sample locations with SSSL exceedances detected during the most recent sampling event at that location.

Off-Site

In off-Site groundwater, PCE (REC, RVI, and CIV scenarios), TCE (REC and RVI scenarios), vinyl chloride (RCR and RVI scenarios), arsenic (REC scenario), and manganese (REC scenario) at some monitoring wells may be associated with elevated risks. Under realistic receptor exposures (i.e., CTE scenario), only manganese (REC scenario) may impose an unacceptable risk in off-Site

groundwater. As discussed in Sections 3.7 and 7.3.2, CRA conducted a water well survey in 2008 and 2010. CRA identified 41 properties of interest down-gradient of the Site that may use groundwater for potable or non-potable purposes. However, CRA did not identify the presence of water wells visually or through interviews with persons knowledgeable about the properties of interest. As such, dermal contact with groundwater and incidental ingestion of groundwater are not considered applicable off-Site exposure pathways at this time. Further, exceedances of the VOC SSSLs were not detected in monitoring wells MW41-11, MW42-11, or MW43-11, located downgradient of the Site and upgradient of the 41 properties of interest.

Figure 74 illustrates off-Site groundwater sample locations with SSSL exceedances detected during the most recent sampling event at that location. Review of Figure 74 indicates that off-Site exceedances of vapor intrusion SSSLs include upgradient monitoring wells in the vicinity of dry cleaning operations and a monitoring well downgradient of the former manufacturing operations. The upgradient exceedances are related to PCE and TCE and may be associated with historical releases from the dry cleaning operations.

Monitoring well MW40-11 is the only off-Site downgradient monitoring well with exceedances of the SSSLs. Based on the most recent (i.e., 2011) groundwater results for TCE, groundwater at MW40-11 exceeds the residential SSSLs (REC and RVI scenarios) but meets the more applicable commercial SSSL (CIV scenario) based on nearby land use.

Based on the most recent (i.e., 2014) groundwater results for vinyl chloride, groundwater at monitoring well MW-9, located cross-gradient to the operational area of the Site, also exceeds the residential SSSLs (REC and RVI scenarios) but meets the more applicable commercial SSSL (CIV scenario) based on nearby land use. It should be noted that vinyl chloride was not detected at MW44-11 (located downgradient of MW-9) in 2014.

Based on the most recent (i.e., 2005 and 2008) groundwater results for arsenic and manganese, groundwater at monitoring well MW-8, located cross-gradient to the operational area of the Site, exceeds the REC SSSLs. It should be noted that arsenic and manganese were not detected at MW52-13 (located downgradient of MW-8) in 2013 above the applicable IDEM Screening Level. Further, dermal contact with groundwater and incidental ingestion of groundwater are not considered applicable off-Site exposure pathways at this time.

In summary, groundwater outside od the former operational areas of the Site does not pose a current unacceptable risk.

7.4 Risk Assessment Summary

A RHHRA for the Site using RRA methodology and IDEM guidance (RCG) reveals a subset of constituents found in concentrations above the IDEM Screening Levels. These constituents, in each main source media, are:

Soil

- 1,1-DCA
- methylene chloride
- TCA
- PCE
- TCE
- benzo(a)anthracene
- benzo(a)pyrene
- benzo(b)fluoranthene
- benzo(k)fluoranthene
- dibenzofuran
- indeno(1,2,3-cd)pyrene
- naphthalene
- PCBs
- TPH
- arsenic
- cadmium
- chromium VI
- cobalt
- iron
- lead
- manganese
- thallium

It should be noted that benzo(k)fluoranthene, indeno(1,2,3-cd)pyrene, and thallium exceedances of the IDEM Screening Levels were limited to the residential direct contact exposure pathway. On-Site soil was evaluated with respect to this exposure pathway for the purpose of determining the parameters for which Trespasser SSSLs are required.

Groundwater

- methylene chloride
- 1,1-DCA
- cis- and trans-1,2-DCE
- vinyl chloride (also off-Site COPC)
- TCE (also off-Site COPC)
- PCE (also off-Site COPC)
- benzo(b)fluoranthene
- antimony
- arsenic (also off-Site COPC)
- cobalt
- cadmium
- iron
- lead
- manganese (also off-Site COPC)

The identified COPCs were forwarded to further assessment in the RHHRA section of this document to identify any candidate risk drivers that may warrant potential remedial and/or risk management actions. The risk driver discussion is presented below.

7.4.1 Summary of Risk Drivers in Soil

After an evaluation of the potential risk drivers in excess of the SSSLs on-Site, and taking exposure averaging into consideration under the pragmatic CTE scenario, none of the soil COPCs are likely associated with unacceptable risks to human receptors. Therefore, on-Site soil is not considered as an exposure medium containing significant risk drivers when considering

area-wide exposure. Note that hot-spot exceedances on a smaller exposure scale may necessitate further risk management study despite the preceding conclusion.

7.4.2 Summary of Risk Drivers in Groundwater

After an evaluation of potential risk drivers in excess of the SSSLs on- and off-Site, and taking exposure averaging into consideration under the CTE scenario, TCE (on-Site vapor intrusion scenario) and manganese (off-Site potable water use scenario) were identified as requiring further consideration Since off-Site groundwater use is very unlikely (i.e., municipal water is provided), direct tap water use risks are not expected. Off-Site monitoring wells downgradient to the Site have been assessed for the presence of volatile constituents in groundwater. Based on the 2011 results, groundwater downgradient of the Site does not pose an unacceptable vapor intrusion risk.

7.5 Risk Assessment Conclusions

While localized concentrations of select VOC, SVOC, and metals may be in excess of the SSSL, perhaps necessitating additional risk management study, on average, the only potential risk driver is the potential for TCE in groundwater to pose an unacceptable on-Site vapor inhalation risk. Given that there are no current Site structures, on-Site vapor inhalation is considered an incomplete exposure pathway and therefore, no current risk due to on-Site groundwater TCE concentrations exists. Mitigation of this pathway will consist of prohibiting future development without further vapor intrusion assessment and/or construction of appropriate vapor barriers, if warranted. Further, data suggest that a surgical assessment of hot spots with significantly elevated levels of COPCs may be appropriate.

Section 8.0 References

ABB-ES, 1994. Letter to Ms. Kim Tucker, GMC, from Mr. Don Walsh, ABB-ES, regarding Chicago Pump House Closure, August 2, 1994.

ABB-ES, 1995a. "Site Investigation Former Powerhouse Fuel Oil Storage Tank Area (T-1 Through T-8), New Venture Gear, Muncie, Indiana", ABB Environmental Services, Inc., September, 1995.

ABB-ES, 1995b. "Site Investigation Quench Oil Storage Tank (T-14), New Venture Gear, Muncie, Indiana", ABB Environmental Services, Inc., September 1995.

ABB-ES, 1995c. "Pre-Closure Site Assessment, Quench Oil Underground Storage Tank, New Venture Gear, Muncie, Indiana", ABB Environmental Services, Inc., September, 1995.

ABB-ES, 1996. "Quench Oil Underground Storage Tank Closure, New Venture Gear, Muncie, Indiana", ABB Environmental Services, Inc., August, 1996.

CRA, 2002a. Environmental Site Assessment of the New Venture Gear Facility, 1200 West Eighth Street, Muncie, Indiana, CRA, February 2002.

CRA, 2002b. Environmental Compliance Assessment for the New Venture Gear Facility, Muncie, Indiana, February 8, 2002.

CRA, 2002c. Phase II Environmental Site Investigation of the New Venture Gear Facility, Muncie, Indiana, CRA, May 6, 2002.

CRA, 2005. Letter to Ms. Kathleen M. Simonson, IDEM, from Mr. Scott Adamowski, CRA, regarding Further Site Investigation Summary, Former Leaking Underground Storage Tanks, LUST Incident No. 198912046, Manual Transmission of Muncie Facility, Muncie, Indiana, November 21, 2005.

CRA, 2011a. Quality Assurance Project Plan, Former Manual Transmissions of Muncie, Muncie, Indiana, April 26, 2011.

CRA, 2011b. RCRA Facility Investigation Work Plan, Former Manual Transmissions of Muncie, May 2011.

CRA, 2012. RFI Stage II Work Plan, Former Manual Transmissions of Muncie, December 2012.

E. C. Jordan, 1990. Soil Investigation Near a Former Quench Oil Tank of the New Venture Gear, Muncie Transmission Plant, Muncie, Indiana, E. C. Jordan Co. Engineers & Scientists, August, 1990.

E. C. Jordan, 1991. "Groundwater Contamination Investigation, New Venture Gear, Muncie Transmission Plant, Muncie, Indiana", E. C. Jordan Co. Engineers & Scientists, March, 1991.

GMC, 2006. Various discussions between GM Site personnel and CRA during May 2006 and July 2006 Site Inspections.

Harding, 2001a. "Phase III Site Assessment, New Venture Gear, Muncie Transmission Plant, Muncie, Indiana", Harding ESE, Inc., August, 2001.

Harding, 2001b. "Dry Cleaner Investigation, New Venture Gear, Muncie, Indiana", Harding ESE, June, 2001.

Hydra-Matic, 1990. "Initial Site Characterization Report", Hydra-Matic Muncie Plant, February 1, 1990.

IDEM, 2001. "Risk Integrated System of Closure Technical Guide", Indiana Department of Environmental Management, February 15, 2001 and January 31, 2006.

IDEM, 2010. TPH Fractionation Tool. Indiana Department of Environmental Management. June 14, 2010. http://www.in.gov/idem/4210.htm

IDEM. 2012. Remediation Closure Guide. Indiana Department of Environmental Management. July 9, 2012. http://www.in.gov/idem/6683.htm

IDEM DWB. (2012, July). Indiana Department of Environmental Management 2011 Annual Compliance Report for Indiana Public Water Supply Systems. Retrieved June 2013, from IDEM DWB: http://www.in.gov/idem/files/annual_compliance_report_2011.pdf

IDNR. (2006). Aquifer Systems Maps 33-A and 33-B: Unconsolidated and Bedrock Aquifer Systems of Delaware County, Indiana. Retrieved June 2013, from Indiana Department of Natural Resources: http://www.in.gov/dnr/water/4638.htm

Metcalf & Eddy, 1980. "Report to Delco Remy Division, General Motors Corporation, Muncie, Indiana on Facility Demolition and Site Cleanup at Battery Plant No. 9, Muncie, Indiana", Metcalf & Eddy, Inc./Engineers, April, 1980.

MTP, 1987. Memorandum to Mr. T. A. Tomlin, Manufacturing Engineering, from Mr. P Landes, Metallurgical Department, regarding leak in batch tank no. 1 and no. 2, July 31, 1987

Muncie-Delaware County, Indiana. (2013). Major Employers. Retrieved June 2013, from Site Selector Services: http://www.muncie.com/Site-Selection-Services-Major-Employers.aspx

NOAA, 2014. National Oceanic and Atmospheric Administration, Retrieved March 2014 from: http://www.ncdc.noaa.gov/cdo-web/

NVG, 1990. "20-Day Initial Abatement Report", New Venture Gear, December 31, 1990.

NVG, 1990b. Letter to IDEM, OER, from Mr. Jerry Berghoff, NVG, regarding Underground Storage Tank Notification Form, June 20, 1990

O'Brien & Gere, 1990. "Summary Report, Underground Storage Tank Removal Project, General Motors Hydra-Matic Corporation, Muncie, Indiana", O'Brien & Gere Engineers, Inc., June, 1990.

O'Brien & Gere, 1991. "45-Day Report, Site Characterization and Free Product Removal Reports, New Venture Gear, Inc. Muncie Transmission Division, 1200 West 8th Street, Muncie, Indiana 47307", O'Brien & Gere Engineers, Inc., January 1991.

O'Brien & Gere, 1992. "Summary Report, Underground Storage Tank Removal Project, General Motors Corporation, Powertrain Division, New Venture Gear Transmission Facility, Muncie, Indiana", O'Brien & Gere Engineers, Inc. May, 1992.

O'Brien & Gere, 2006a. "Facility Environmental Assessment, Manual Transmissions of Muncie LLC, 1200 W. 8th Street, Muncie, Indiana", O'Brien & Gere Engineers, Inc., May 2006.

O'Brien & Gere, 2006b. "Notification of Self Implementing PCB Cleanup and Disposal Approval", O'Brien & Gere, Engineers, Inc., October 2006.

O'Brien & Gere, 2009. "Closure Report of Self Implementing PCB Clean-Up and Disposal Plan", O'Brien & Gere, Engineers, Inc., March 2009.

USDA. (2004). Indiana Online Soil Survey Manuscripts - Delaware County. Retrieved June 2013, from National Resource Conservation Service: http://soils.usda.gov/survey/online_surveys/indiana/

USDA. (2001). National Resource Conservation Service, Retrieved 2001, from http://www.usda.gov

USGS. (1981, December 13). Feature Detail Report for: White River. Retrieved June 7, 2013, from USGS Geographic Names Information System: http://geonames.usgs.gov/pls/gnispublic/f?p=gnispq:3:3613308376850255::NO::P3_FID:445955

U.S. Bureau of Census. (2012). State & County QuickFacts. Retrieved June 2012, from U.S. Department of Commerce: http://quickfacts.census.gov/qfd/states/18/18035.html

U.S. Fish and Wildlife. (2006). Retrieved 2006, from www.in.gov/idem/nps/files/wmp_stmarys_7-184_attch_2_threatened_endangered_allen.pdf

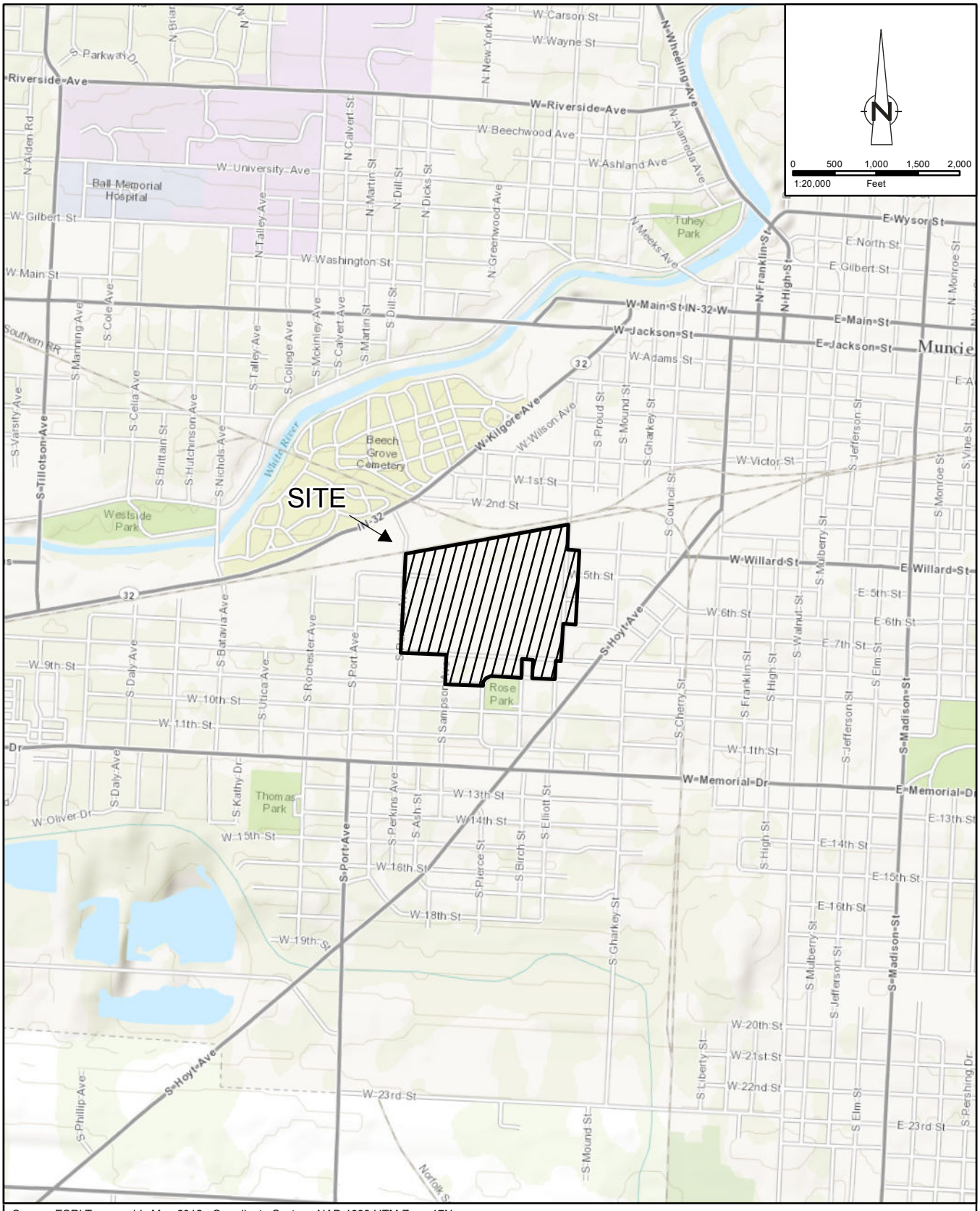

Source: ESRI Topographic Map 2012 ; Coordinate System: NAD 1983 UTM Zone 17N

figure 1

SITE LOCATION MAP
RFI REPORT
FORMER MANUAL TRANSMISSIONS OF MUNCIE FACILITY
Muncie, Indiana

017324-T07(010)GIS-OT001 April 04, 2014

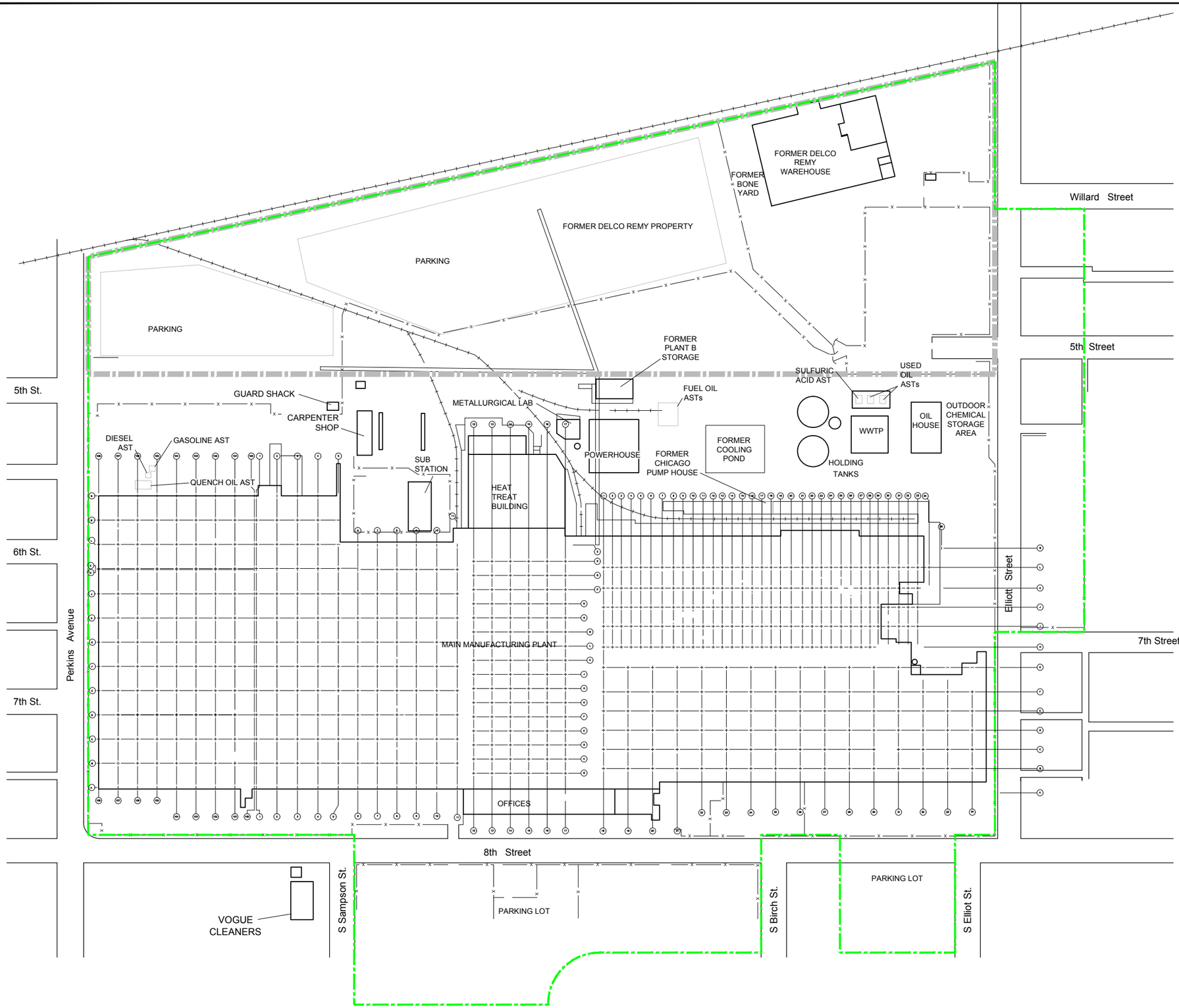

N

0 50 100ft

LEGEND

- RAILROAD
- FENCE
- APPROXIMATE SITE BOUNDARY
- APPROXIMATE FORMER DELCO REMY PROPERTY BOUNDARY
- TUNNEL
- APPROXIMATE LOCATION OF AST

SCALE VERIFICATION

THIS BAR MEASURES 1" ON ORIGINAL. ADJUST SCALE ACCORDINGLY.

Approved

DRAWING STATUS

Status	Date	Initial

HISTORICAL SITE LAYOUT

RFI REPORT

FORMER MANUAL TRANSMISSIONS OF MUNCIE FACILITY
MUNCIE, INDIANA

CONESTOGA-ROVERS & ASSOCIATES

Source Reference:

Project Manager:	Reviewed By:	Date:	
S.R.	J.B.	APRIL 2014	
Scale: 1" = 100'	Project N°: 017324-T07	Report N°: 010	Drawing N°: 2

017324-T07(010)GN-SC001 APR 16/2014

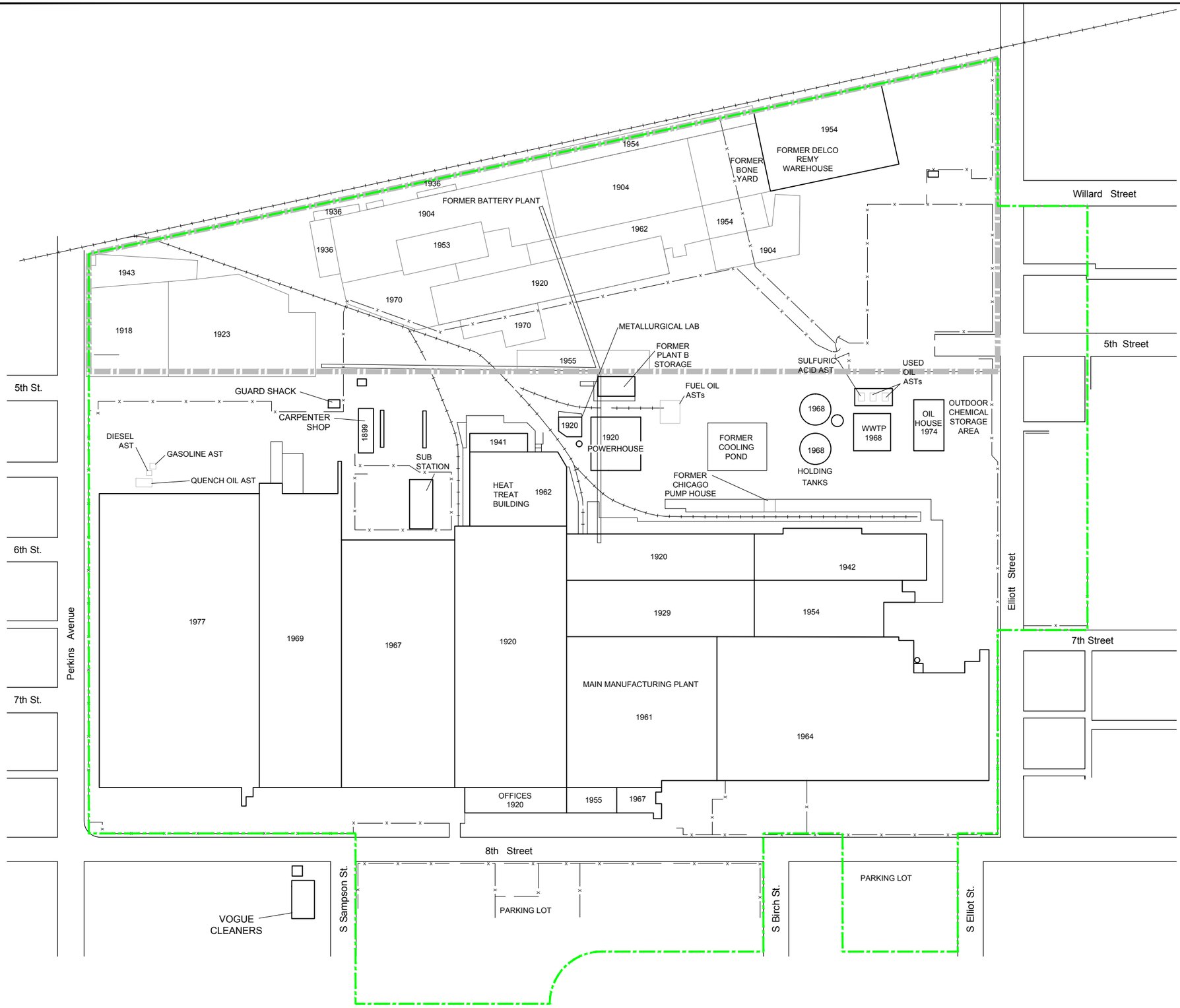

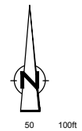

LEGEND

- RAILROAD
- FENCE
- APPROXIMATE SITE BOUNDARY
- APPROXIMATE FORMER DELCO REMY PROPERTY BOUNDARY
- TUNNEL
- APPROXIMATE LOCATION OF AST

SCALE VERIFICATION

THIS BAR MEASURES 1" ON ORIGINAL. ADJUST SCALE ACCORDINGLY.

Approved

DRAWING STATUS

Status	Date	Initial

CHRONOLOGY OF SITE CONSTRUCTION

RFI REPORT

FORMER MANUAL TRANSMISSIONS OF MUNCIE FACILITY
MUNCIE, INDIANA

CONESTOGA-ROVERS & ASSOCIATES

Source Reference:

Project Manager:	Reviewed By:	Date:	
S.R.	J.B.	APRIL 2014	
Scale: 1" = 100'	Project Nº: 017324-T07	Report Nº: 010	Drawing Nº: 3

017324-T07(010)GN-SC002 APR 16/2014

NOT TO SCALE

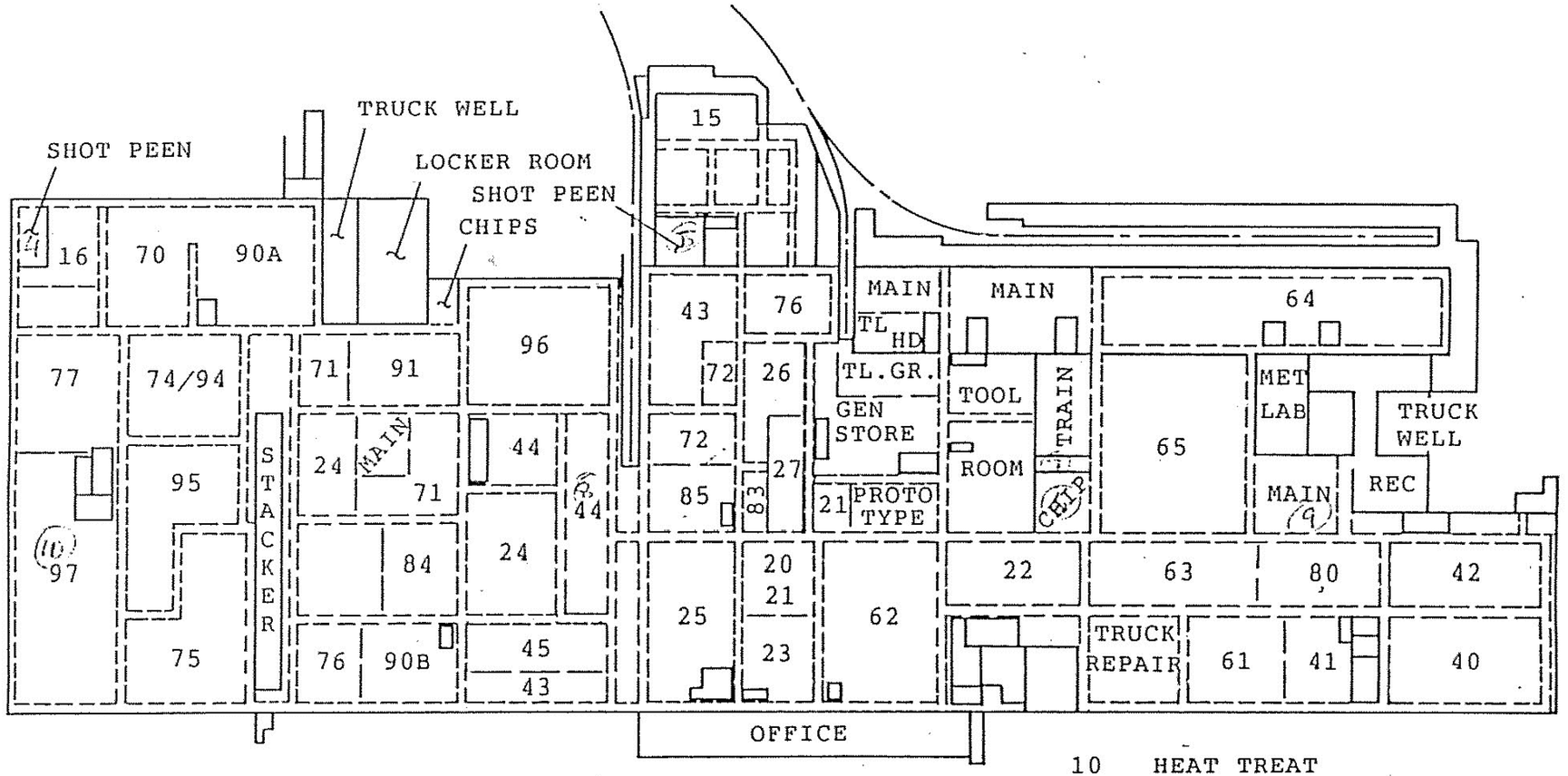

10 HEAT TREAT

20 70mm CHEVETTE

40 117mm TRUCK

60 GETRAG RWD 260 & 290

70 T/A FX125

80 76mm LIGHT DUTY 3 & 4 SPD.

90 GETRAG FWD 282

figure 4

HYDRA-MATIC MUNCIE PLANT DEPARTMENT MAP
RFI REPORT
FORMER MANUAL TRANSMISSIONS OF MUNCIE FACILITY
Muncie, Indiana

NOT TO SCALE

HAZARDOUS WASTE
DELCO W/H

figure 5

NEW VENTURE GEAR DEPARTMENT MAP
RFI REPORT
FORMER MANUAL TRANSMISSIONS OF MUNCIE FACILITY
Muncie, Indiana



LEGEND

APPROXIMATE SITE BOUNDARY

figure 6

2005 AERIAL IMAGE
RFI REPORT
FORMER MANUAL TRANSMISSIONS OF MUNCIE FACILITY
Muncie, Indiana

SOURCE: INDIANA SPATIAL DATA PORTAL

017324-T07(010)GN-SC005 APR 4/2014

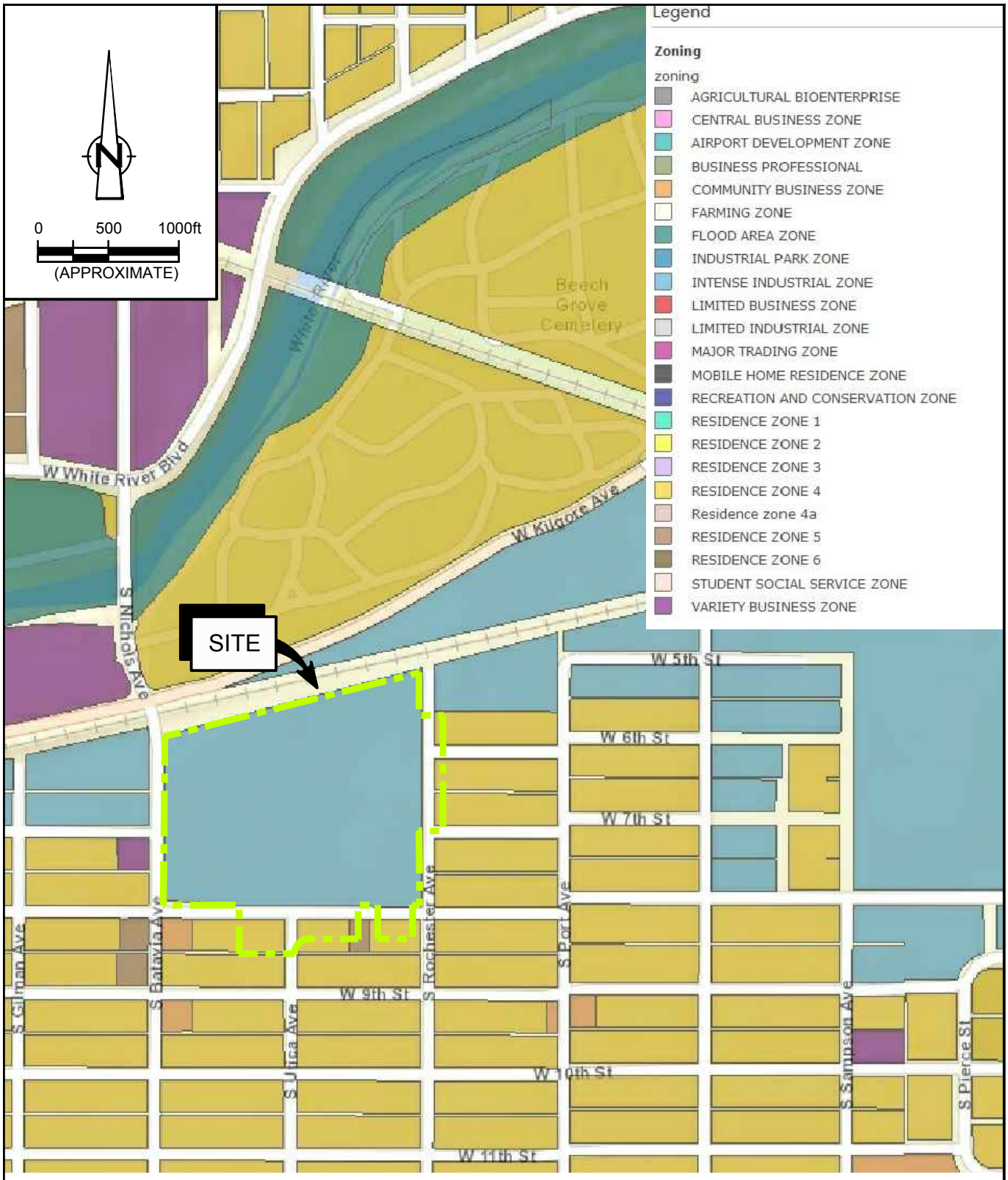

figure 7

APPROXIMATE SITE BOUNDARY

2012 ZONING MAP
RFI REPORT
FORMER MANUAL TRANSMISSIONS OF MUNCIE FACILITY
Muncie, Indiana

SOURCE: DELAWARE-MUNCIE METROPOLITAN PLAN COMMISSION OFFICE, INTERACTIVE ZONING MAP

017324-T07(010)GN-SC007 APR 16/2014

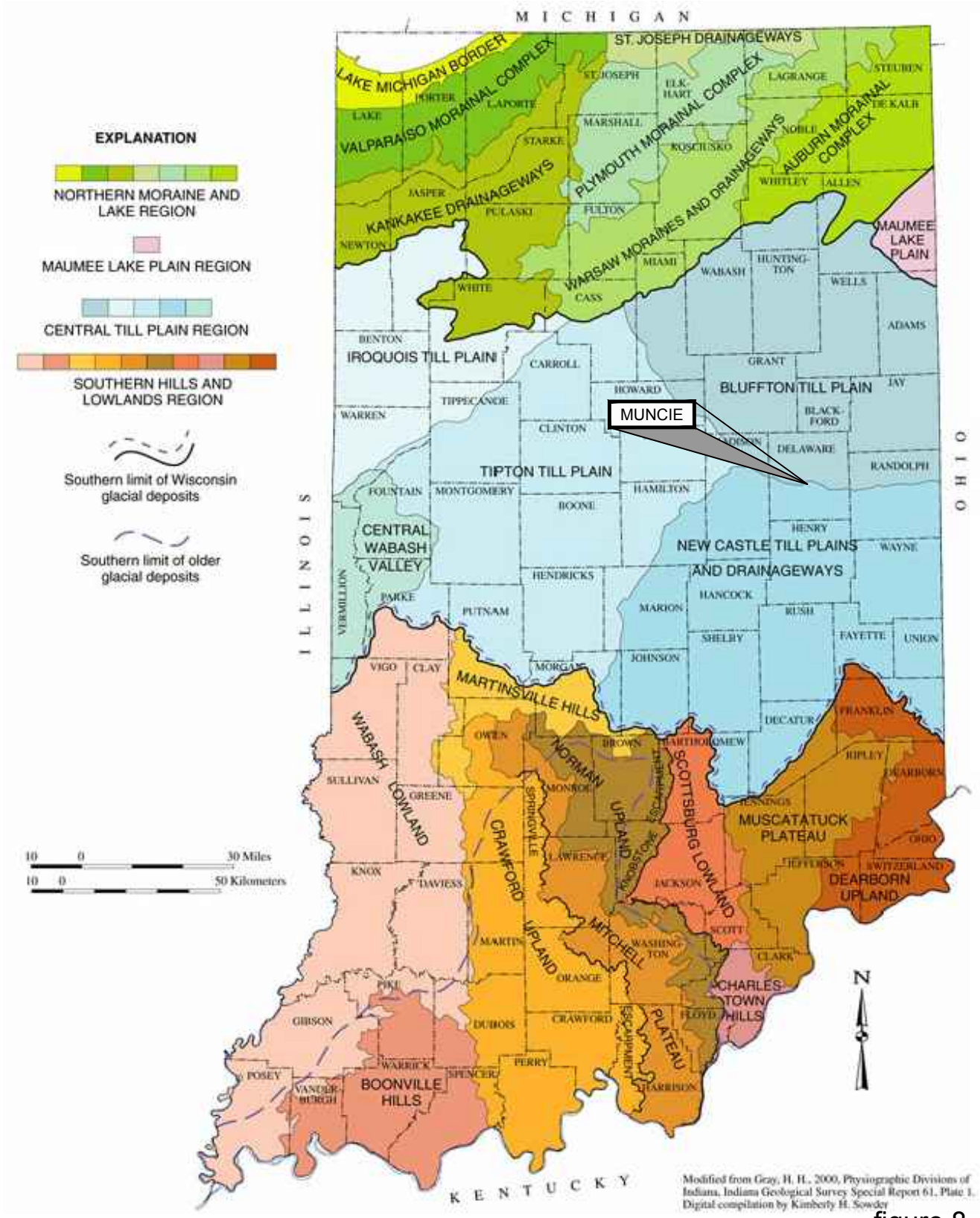

SOURCE: INDIANA GEOLOGICAL SURVEY , 2000

figure 8

PHYSIOGRAPHIC DIVISIONS OF INDIANA
RFI REPORT
FORMER MANUAL TRANSMISSIONS OF MUNCIE FACILITY
Muncie, Indiana

017324-T07(010)GN-SC008 APR 3/2014

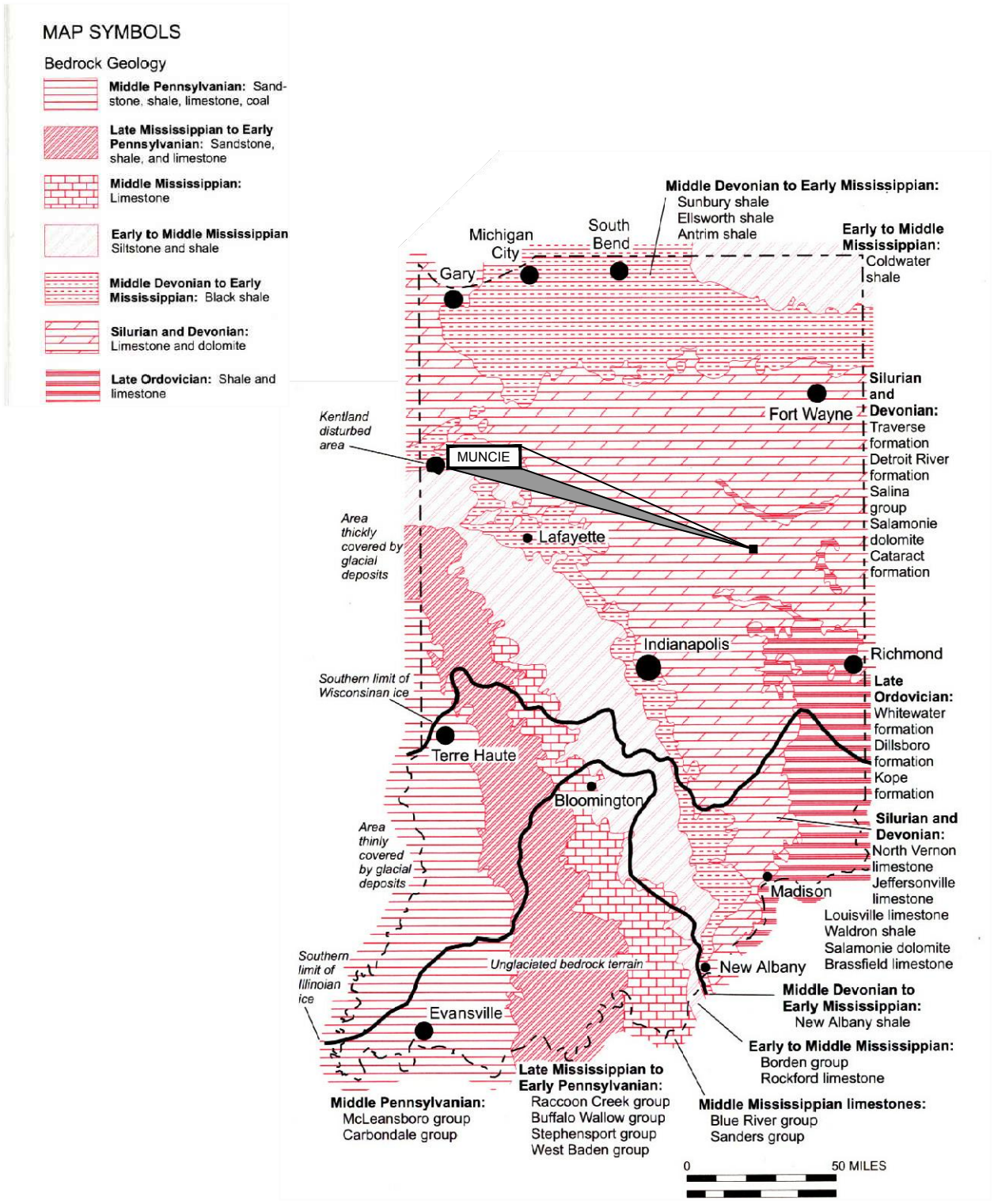

figure 9

BEDROCK GEOLOGY OF INDIANA
RFI REPORT
FORMER MANUAL TRANSMISSIONS OF MUNCIE FACILITY
Muncie, Indiana

SOURCE: CAMP AND RICHARDSON, 1999

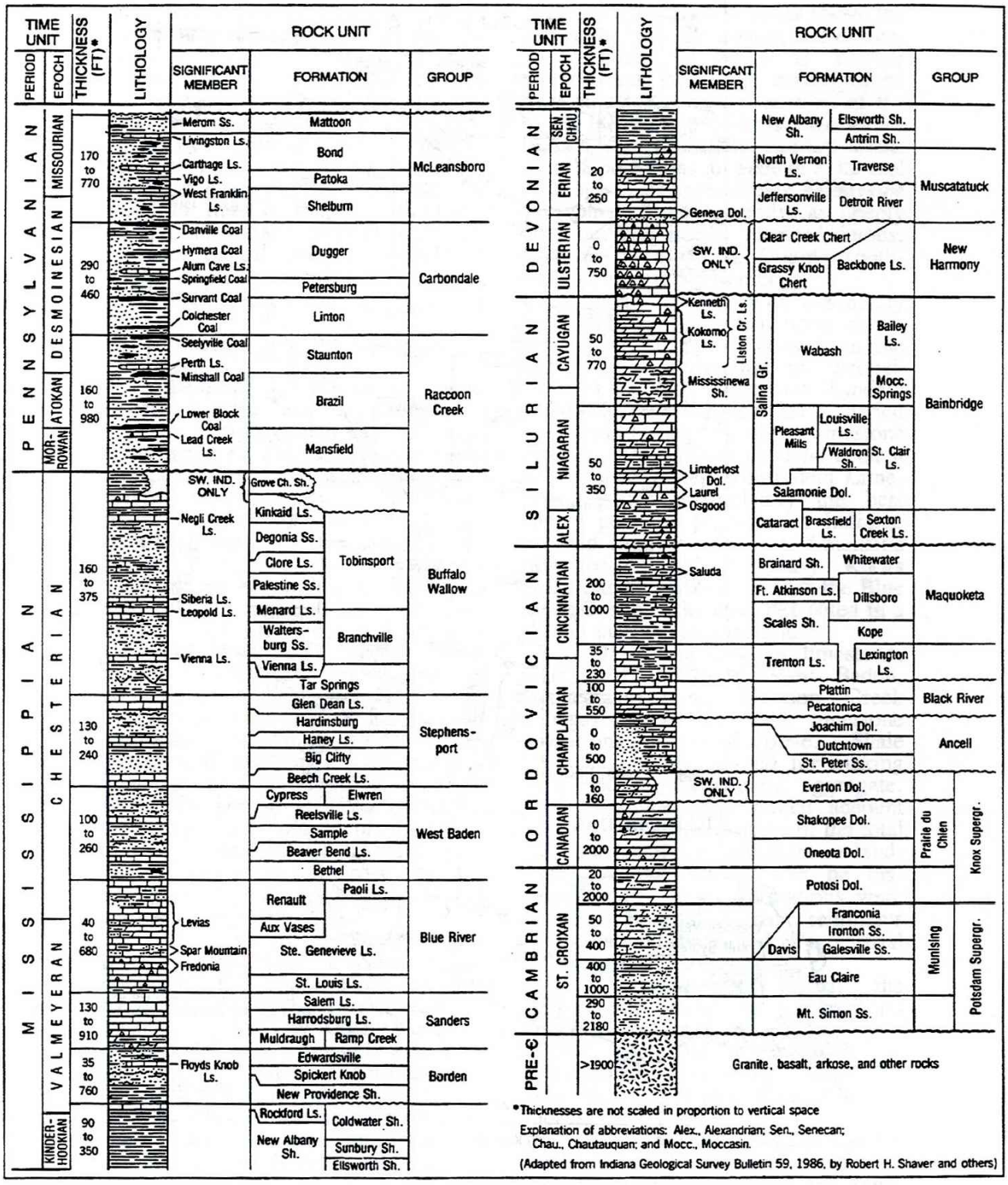

*Thicknesses are not scaled in proportion to vertical space

Explanation of abbreviations: Alex., Alexandrian; Sen., Senecan; Chau., Chautauquan; and Mocc., Moccasin.

(Adapted from Indiana Geological Survey Bulletin 59, 1986, by Robert H. Shaver and others)

figure 10

GENERALIZED STRATIGRAPHIC COLUMN
FOR PALEOZOIC ROCKS IN INDIANA
RFI REPORT
FORMER MANUAL TRANSMISSIONS OF MUNCIE FACILITY
Muncie, Indiana

SOURCE: HILL, UNDATED

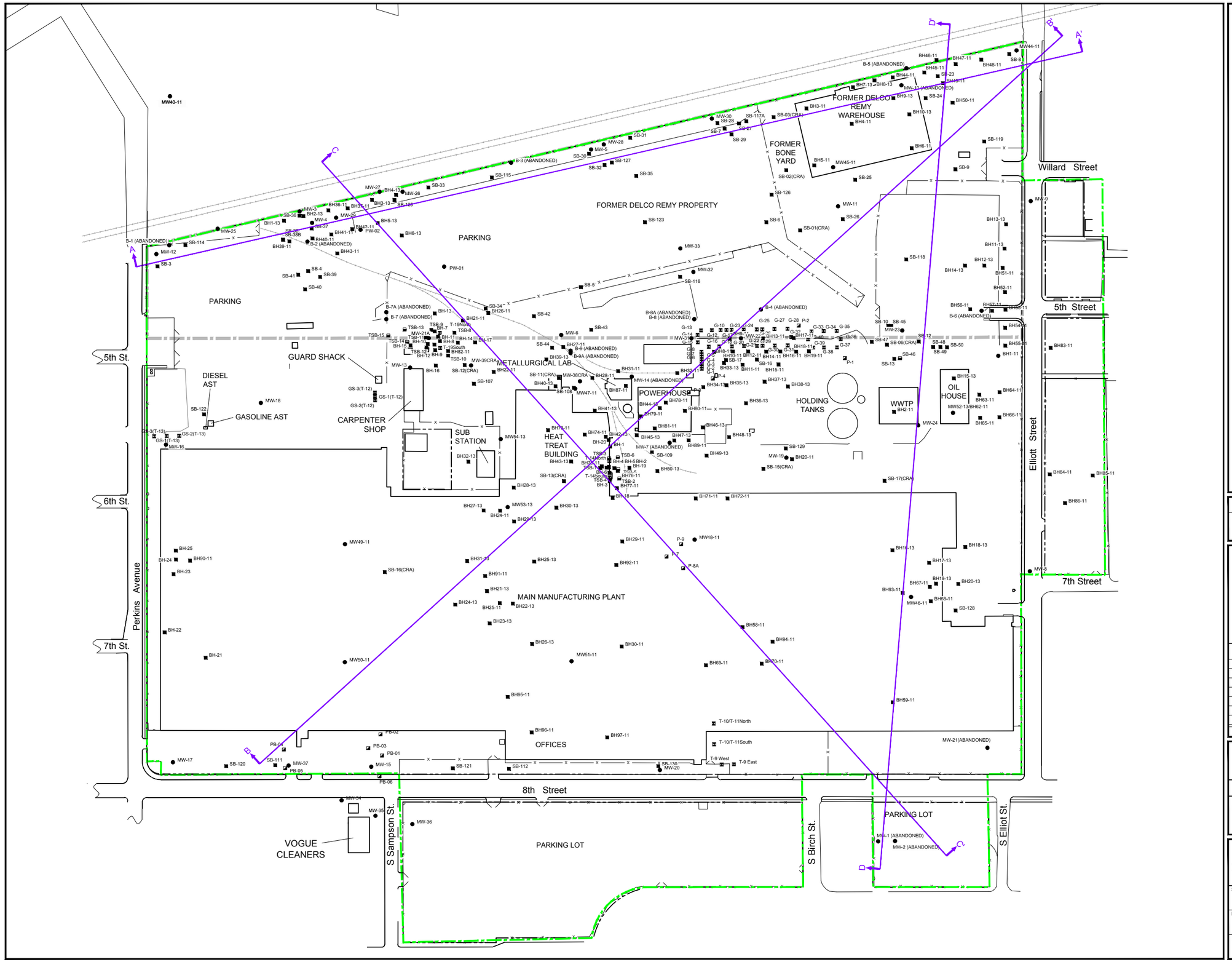

LEGEND

- RAILROAD
- FENCE
- APPROXIMATE SITE BOUNDARY
- APPROXIMATE FORMER DELCO REMY PROPERTY BOUNDARY
- MW51-11 MONITORING WELL LOCATION
- BH97-11 BOREHOLE LOCATION
- SB-46 BOREHOLE LOCATION (NO SAMPLE)
- G-35 GRAB SAMPLE LOCATION
- P-4 PROBE SAMPLE LOCATION
- A A' CROSS-SECTION BASELINE

SCALE VERIFICATION

THIS BAR MEASURES 1" ON ORIGINAL. ADJUST SCALE ACCORDINGLY.

Approved

DRAWING STATUS

Status	Date	Initial

CROSS SECTION LOCATIONS

RFI REPORT

FORMER MANUAL TRANSMISSIONS OF MUNCIE FACILITY
MUNCIE, INDIANA

CONESTOGA-ROVERS & ASSOCIATES

Source Reference:

Project Manager:	Reviewed By:	Date:	
S.R.	J.B.	APRIL 2014	
Scale: 1:100	Project Nº: 017324-T07	Report Nº: 010	Drawing Nº: 11

017324-T07(010)GN-SC074 APR 16/2014

A

A'

MW-12 (O/S 16.7)
SB-114 (O/S 21.8)
MW-25 (O/S 40.7)
BH39-11 (O/S -19.9)
MW-4 (O/S 8.2)
MW-29 (O/S 7.6)
SB-125 (O/S 16.9)
MW-26 (O/S 30.2)
SB-33 (O/S 27.0)
SB-115 (O/S 17.6)
B-3 (ABANDONED) (O/S 39.2)
MW-5 (O/S 29.0)
MW-28 (O/S 33.7)
SB-127 (O/S -8.2)
MW-30 (O/S 36.4)
SB-117A (O/S 14.4)
BH3-11 (O/S 12.7)
MW45-11 (O/S -123.0)
BH4-11 (O/S -41.1)
BH44-11 (O/S 36.7)
BH-S (O/S 112.9)
BH45-11 (O/S 32.0)
BH49-11 (O/S 0.5)
BH48-11 (O/S 31.7)
MW44-11 (O/S 34.1)

Elevation (Feet)

940
920
900
880
860
850

0
200
400
600
800
1,000
1,200
1,400
1,600
1,800
2,000

LEGEND

MW-4
WELL/BOREHOLE DESIGNATION
GROUND SURFACE
WATER LEVEL
SCREENED INTERVAL
BOTTOM OF BORING

TOPSOIL
ASPHALT
CONCRETE
FILL
SANDS
GRAVELS
CLAYS AND SILTS
LIMESTONE

Distance Along Baseline (Feet)
HORIZONTAL SCALE = 1:150
VERTICAL SCALE = 1:15

figure 12

CROSS-SECTION A-A'
RFI REPORT
FORMER MANUAL TRANSMISSIONS OF MUNCIE FACILITY
Muncie, Indiana

017324-T07(010)GN-SC075 APR 16/2014

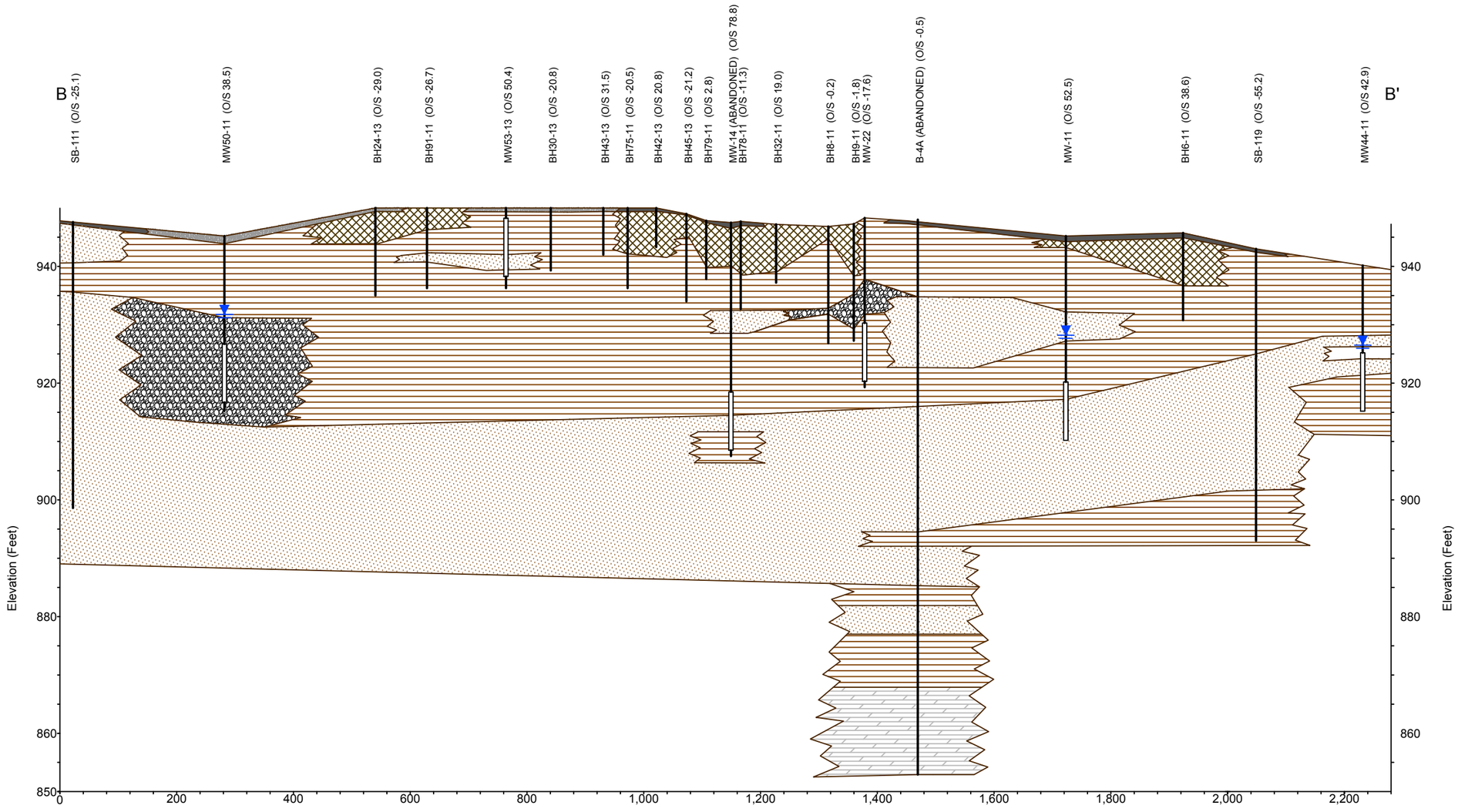

figure 13

CROSS-SECTION B-B'
RFI REPORT
FORMER MANUAL TRANSMISSIONS OF MUNCIE FACILITY
Muncie, Indiana

017324-T07(010)GN-SC075 APR 16/2014

C

C'

BH37-11 (O/S -25.7)
SB-125 (O/S 60.9)
BH5-13 (O/S 1.0)
BH6-13 (O/S 21.7)
BH21-11 (O/S -3.2)
SB-107 (O/S -76.1)
BH22-11 (O/S -27.8)
BH-9 (O/S 161.3)
BH40-13 (O/S 50.3)
SB-108 (O/S 77.3)
BH73-11 (O/S -24.6)
BH43-13 (O/S -32.8)
BH75-11 (O/S 9.2)
BH77-11 (O/S 2.2)
BH29-11 (O/S -66.0)
MW48-11 (O/S 52.2)
P-8A (O/S -7.3)
BH58-11 (O/S 2.9)
BH94-11 (O/S 30.0)
MW-2 (O/S -60.9) (ABANDONED)
MW-1 (O/S -60.9) (ABANDONED)

Elevation (Feet)

940
920
900
880
860
850

0
200
400
600
800
1,000
1,200
1,400
1,600
1,800
2,000

LEGEND

MW50-11
WELL/BOREHOLE DESIGNATION
GROUND SURFACE
WATER LEVEL
SCREENED INTERVAL
BOTTOM OF BORING

ASPHALT
CONCRETE
FILL
SANDS
GRAVELS
CLAYS AND SILTS
DOLOMITE
LIMESTONE

Distance Along Baseline (Feet)
HORIZONTAL SCALE = 1:150
VERTICAL SCALE = 1:15

figure 14

CROSS-SECTION C-C'
RFI REPORT
FORMER MANUAL TRANSMISSIONS OF MUNCIE FACILITY
Muncie, Indiana

017324-T07(010)GN-SC075 APR 16/2014



figure 15

CROSS-SECTION D-D'
RFI REPORT
FORMER MANUAL TRANSMISSIONS OF MUNCIE FACILITY
Muncie, Indiana

017324-T07(010)GN-SC075 APR 16/2014

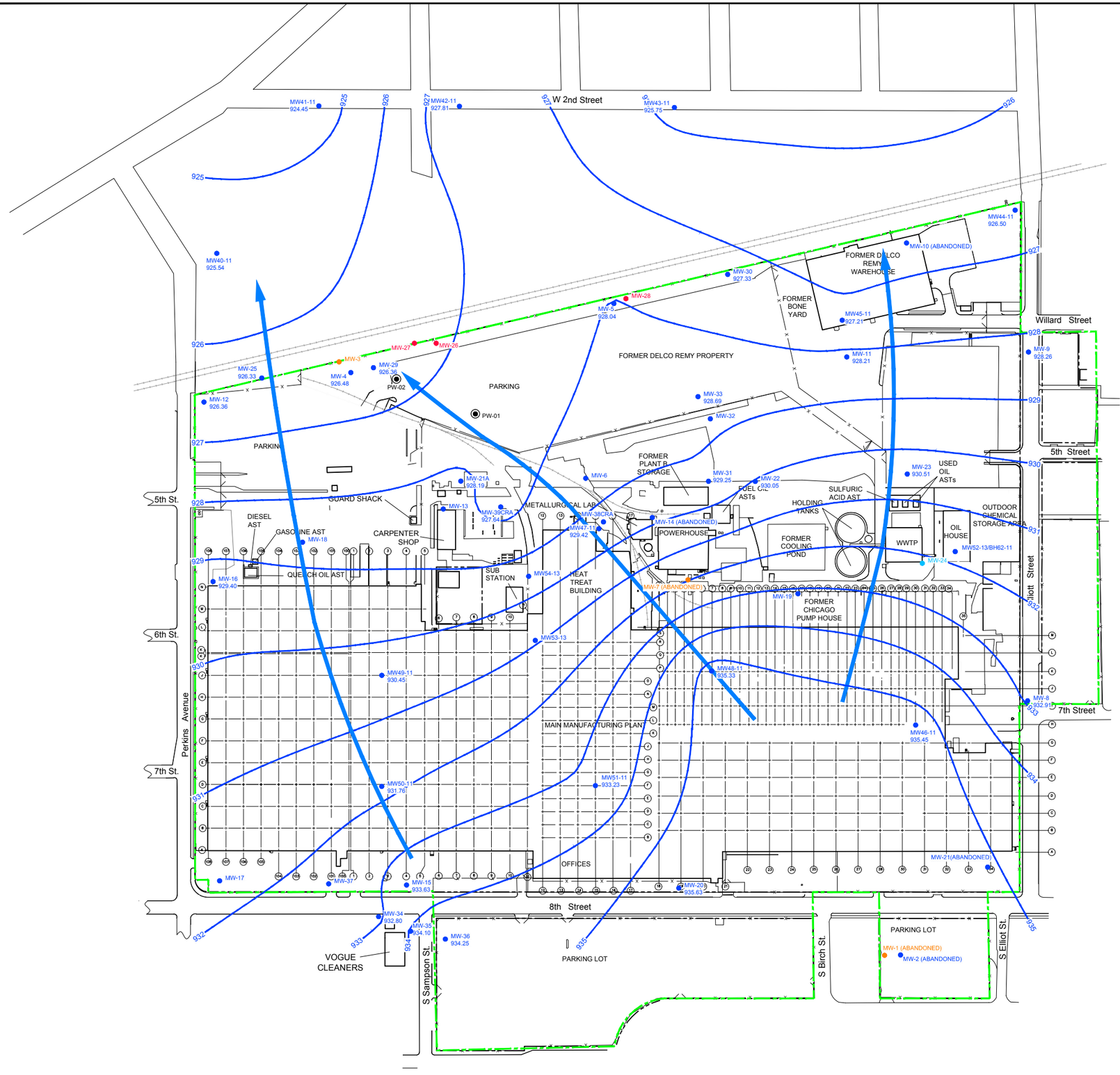

0 50 100ft

LEGEND

- RAILROAD
- FENCE
- APPROXIMATE SITE BOUNDARY
- MW51-11 — MONITORING WELL SCREENED IN THE SHALLOW AQUIFER (SAND & GRAVEL/SILTY CLAY)
- PW-02 — PUMPING WELL
- MW-1 — MONITORING WELL SCREENED IN THE LIMESTONE (MW-1, MW-3)
- MW-26 — MONITORING WELL SCREENED IN THE LOWER PORTION OF THE SAND & GRAVEL AQUIFER (MW-26, MW-27, MW-28)
- MW-24 — MONITORING WELL SCREENED IN THE SAND LENS WITHIN INTERMEDIATE SILTY CLAY (MW-24)
- 931.12 — GROUNDWATER ELEVATION (ftAMSL)
- 933 — GROUNDWATER ELEVATION CONTOUR (ftAMSL)
- GROUNDWATER FLOW DIRECTION

SCALE VERIFICATION

THIS BAR MEASURES 1" ON ORIGINAL. ADJUST SCALE ACCORDINGLY.

Approved

DRAWING STATUS

Status	Date	Initial

GROUNDWATER ELEVATION CONTOURS - DECEMBER 2011

RFI REPORT

FORMER MANUAL TRANSMISSIONS OF MUNCIE FACILITY
MUNCIE, INDIANA

CONESTOGA-ROVERS & ASSOCIATES

Source Reference:

Project Manager:	Reviewed By:	Date:	
S.R.	J.B.	APRIL 2014	
Scale: 1:120	Project Nº: 017324-T07	Report Nº: 010	Drawing Nº: 16

017324-T07(010)GN-SC061 JUN 24/2014

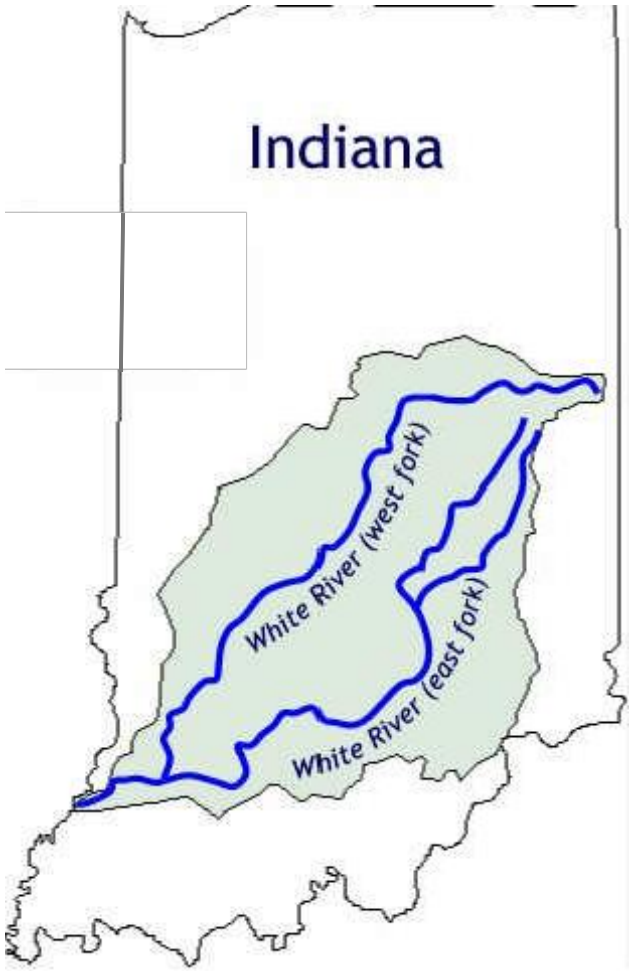



SOURCE: USGS DIGITAL DATA 1983

NOT TO SCALE

figure 17

PRINCIPAL STREAMS OF WHITE RIVER DRAINAGE BASIN
RFI REPORT
FORMER MANUAL TRANSMISSIONS OF MUNCIE FACILITY
Muncie, Indiana

017324-T07(010)GN-SC012 APR 3/2014

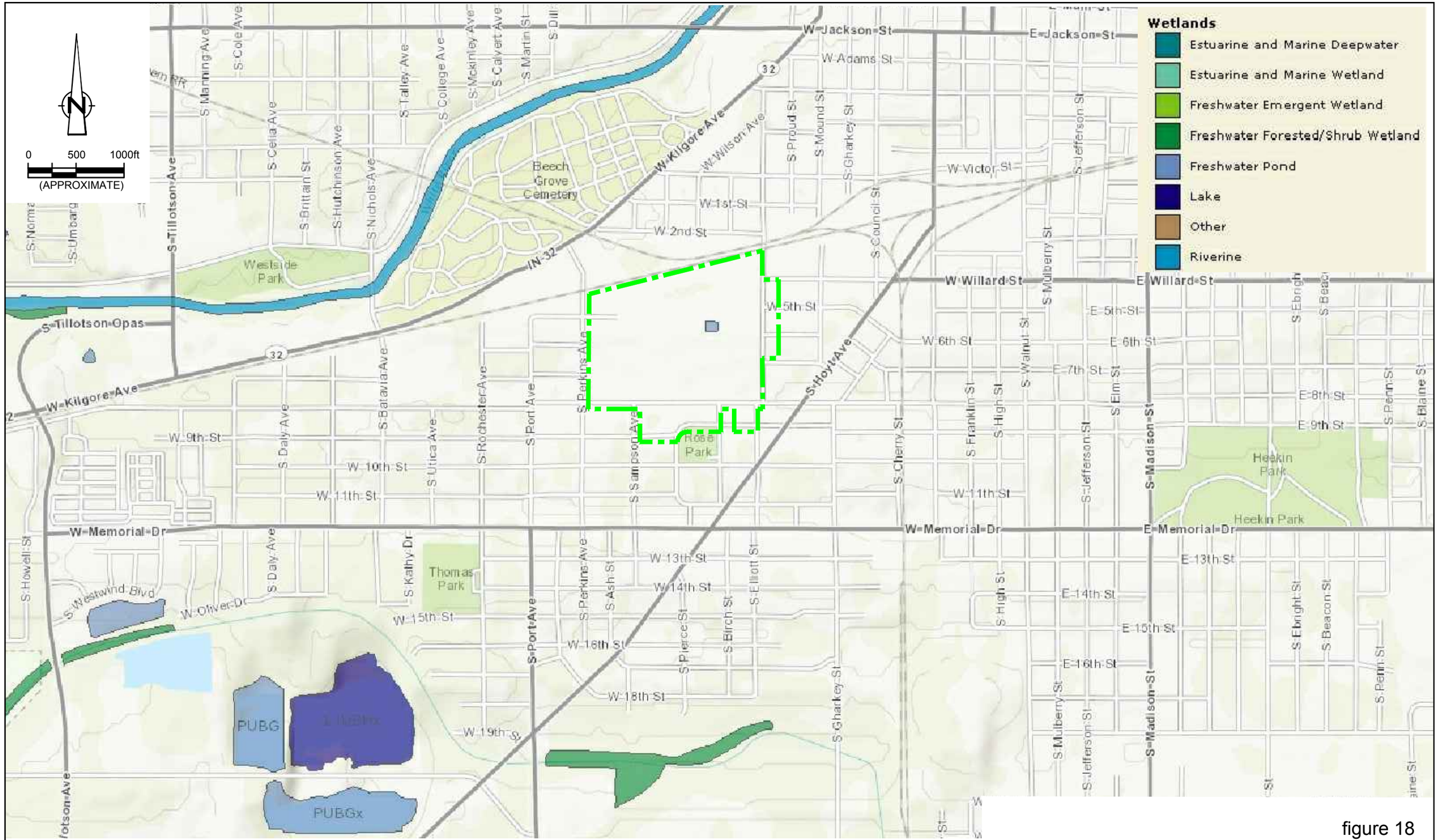

LEGEND

APPROXIMATE SITE BOUNDARY

SOURCE: U.S. FISH AND WILDLIFE SERVICE, NATIONAL WETLANDS INVENTORY, WETLANDS MAPPER

figure 18

WETLANDS INVENTORY MAP
RFI REPORT
FORMER MANUAL TRANSMISSIONS OF MUNCIE
Muncie, Indiana

017324-T07(010)GN-SC073 APR 16/2014

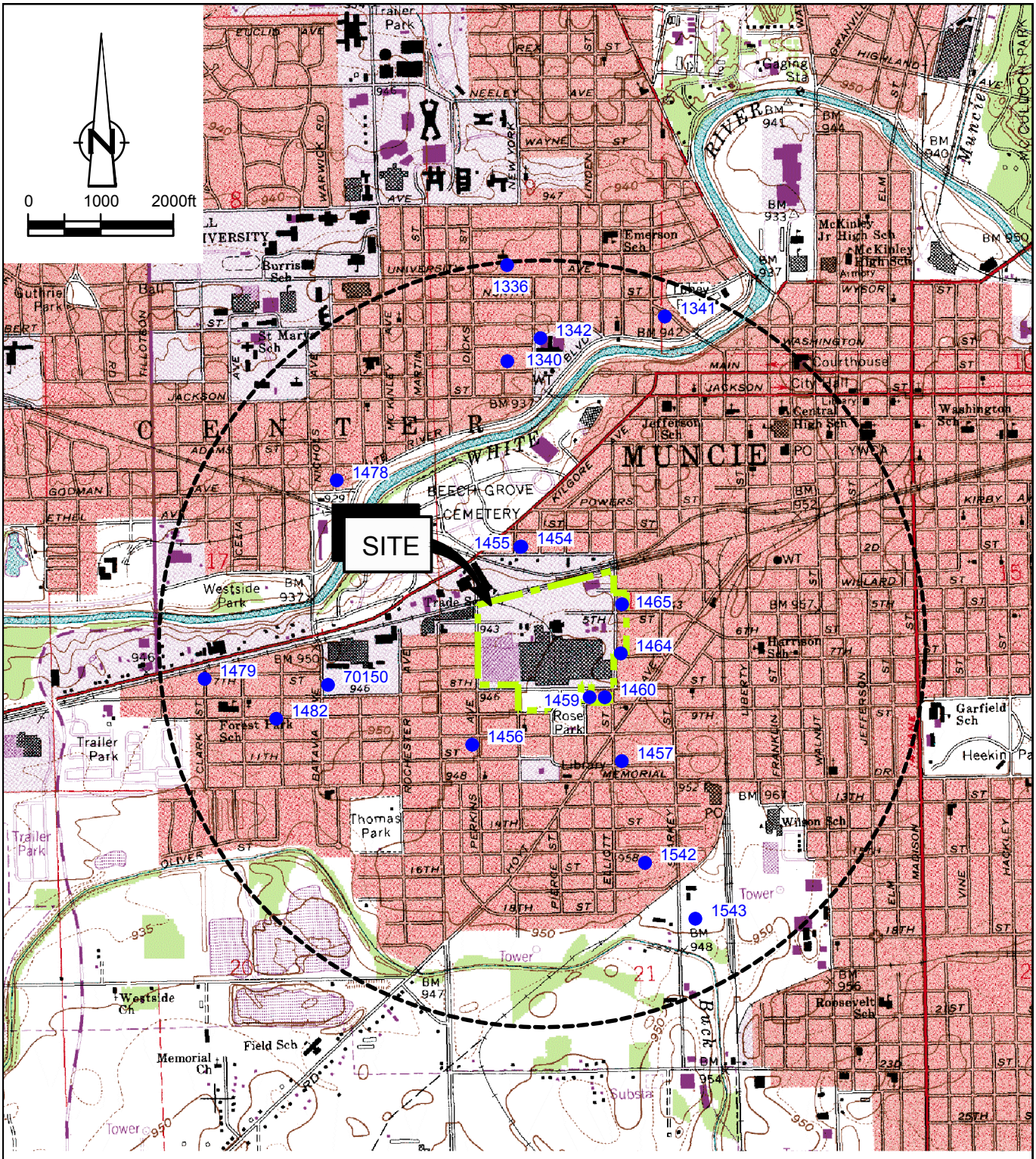

SOURCE: USGS QUAD MAPS:
MUNCIE EAST, INDIANA
MUNCIE WEST, INDIANA

LEGEND

1 MILE RADIUS

APPROXIMATE SITE BOUNDARY

INDIANA DEPARTMENT OF NATURAL RESOURCES RECORD OF WATER WELL

figure 19

WATER WELL LOCATIONS
RFI REPORT
FORMER MANUAL TRANSMISSIONS OF MUNCIE FACILITY
Muncie, Indiana

017324-T07(010)GN-SC013 APR 16/2014

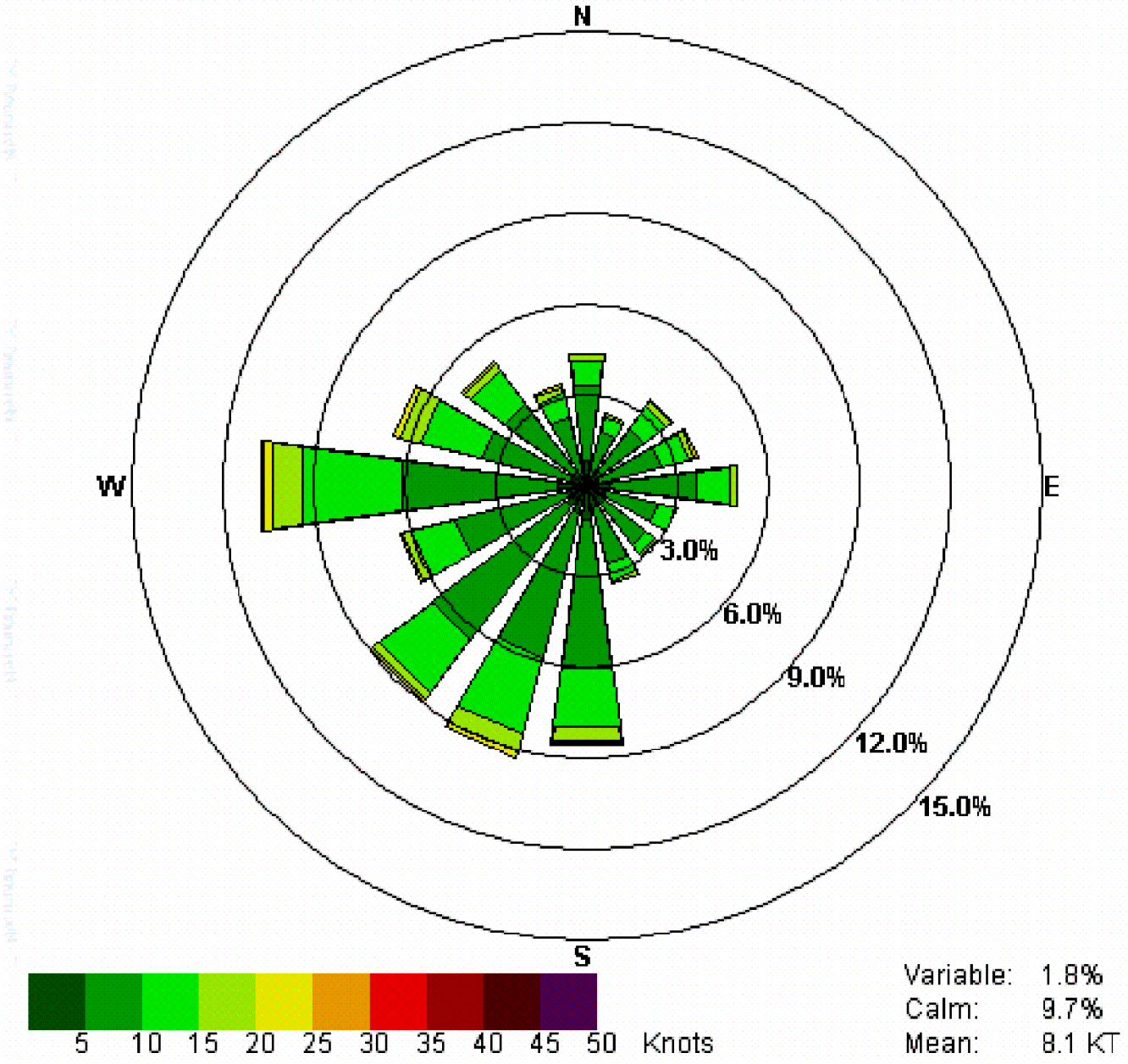

SOURCE: NESDIS website (http://www.ncdc.noaa.gov/oa/climate/isd/index.php).

figure 20

MUNCIE, INDIANA WIND ROSE
RFI REPORT
FORMER MANUAL TRANSMISSIONS OF MUNCIE FACILITY
Muncie, Indiana

AOI 22
SUBSTATION 6 (ROOF)
AOI 32
BELOW GRADE INFRASTRUCTURE
AOI 33
DOCUMENTED RELEASES FROM INDUSTRIAL AND SANITARTY SEWERS
AOI 34
STORM SEWERS - MH#1 THROUGH MH#5
AOI 35
SITE-WIDE GROUNDWATER
AOI 36
ADJACENT (UPGRADIENT) DRY CLEANING OPERATIONS

AOI 3
HAZARDOUS WASTE STORAGE BUILDING (FORMER DELCO REMY WAREHOUSE)
AOI 17
FORMER BONE YARD
AOI 16
FORMER DELCO REMY PROPERTY
AOI 11.9
FUEL OIL UST (T-19)
AOI 30
CARPENTER SHOP CONCRETE PAD
AOI 11.8
OIL USTs (T-17 AND T-18)
AOI 11.5
QUENCH OIL UST (T-13)
FORMER DELCO REMY WAREHOUSE
FORMER DELCO REMY PROPERTY
AOI 15
FORMER COOLING POND AND ADJACENT FORMER COAL STORAGE
PARKING
AOI 12.3
HEAT TREAT ASTs (T-18 AND T-19)
AOI 14.3
FORMER RAIL LINE NORTH OF POWER HOUSE
AOI 11.1
POWERHOUSE USTs (T-1 THROUGH T-8)
AOI 14.4
FORMER RAIL LINE NORTH OF LAMB OPERATION
AOI 12.5
WWTP ASTs (T-23 THROUGH T-29)
AOI 2
WWTP
SULFURIC ACID AST
RECLAIMED OIL ASTs
WWTP 1968
OIL HOUSE 1974
METALLURGICAL LAB
FUEL OIL USTs
AMMONIA AST
LIQUID NITROGEN AST
GUARD SHACK
CARPENTER SHOP
AOI 11.4
GASOLINE UST (T-12)
DIESEL AST
GASOLINE AST
QUENCH OIL AST
SUB STATION
AOI 24
PRIMARY SUBSTATION
AOI 28
HEAT TREAT BUILDING
AOI 29
POWERHOUSE
DIESEL AST
FUEL OIL ASTs
FORMER COOLING POND
HOLDING TANKS
AOI 12.2
POWERHOUSE ASTs (T-13 THROUGH T-17)
AOI 20.2
OIL HOUSE OUTSIDE MAIN MANUFACTURING BUILDING
AOI 12.6
WWTP BUILDING ASTs (T-30 THROUGH T-56)
AOI 27
TOOL HARDENING
AOI 13
FORMER CHICAGO PUMP HOUSE
AOI 7
PAINT ROOM
AOI 12.4
NORTHWEST CORNER OF PLANT ASTs (T-20 THROUGH T-22)
AOI 4
SHOT PEENER
AOI 14.1
FORMER RAIL LINE WEST OF HEAT TREAT BUILDING
AOI 14.2
FORMER RAIL LINE EAST OF HEAT TREAT BUILDING
AOI 5
SHOT PEENER
AOI 11.10
QUENCH OIL UST (T-20)
AOI 11.6
QUENCH OIL UST (T-14)
AOI 23
SUBSTATION 3
AOI 8
NYLON COATING MACHINE
AOI 18
MAIN FORK TRUCK BATTERY CHARGING AREA
AOI 6
STEEL SCRAP CRUSHER AND HOLDING AREA
AOI 19
GLEASON MACHINES
AOI 10
DEGREASING STATION
MAIN MANUFACTURING PLANT
AOI 26
LOCKER ROOM ENTANCE (CELL 62)
AOI 9
DEGREASING STATION
AOI 25
EAST SHIPPING AND RECEIVING DOCK
AOI 20.1
OIL HOUSE INSIDE MAIN MANUFACTURING BUILDING
OFFICES
AOI 11.7
HYDRAULIC OIL USTs (T-15 AND T-16)
AOI 11.2
GASOLINE UST (T-9)
AOI 11.3
GASOLINE UST (T-10) AND DIESEL UST (T-11)
PARKING LOT
PARKING LOT
VOGUE CLEANERS
AOI 1
OILY ALUMINUM SCRAP HOLDING AREA
AOI 12.1
OIL HOUSE ASTs (T-1 THROUGH T-12)
AOI 21
OUTDOOR CHEMICAL STORAGE AREA
AOI 31
PARKING LOT EAST OF PLANT (5TH AND 7TH)

Willard Street
5th Street
7th Street
Elliott Street
5th St.
6th St.
7th St.
Perkins Avenue
S Sampson St.
8th Street
S Birch St.
S Elliot St.

0 50 100ft

LEGEND
- RAILROAD
- FENCE
- APPROXIMATE SITE BOUNDARY
- APPROXIMATE FORMER DELCO REMY PROPERTY BOUNDARY
- TUNNEL
- APPROXIMATE EXTENT OF AOI

LIST OF AOIs

AOI 1. SWMU 1 – OILY ALUMINUM SCRAP HOLDING AREA
AOI 2. SWMU 2 – WWTP
AOI 3. SWMU 3 – HAZARDOUS WASTE STORAGE BUILDING (FORMER DELCO REMY WAREHOUSE) (1)
AOI 4. SWMU 4 – SHOT PEENER
AOI 5. SWMU 5 – SHOT PEENER
AOI 6. SWMU 6 – STEEL SCRAP CRUSHER AND HOLDING AREA
AOI 7. SWMU 7 – PAINT ROOM
AOI 8. SWMU 8 – NYLON COATING MACHINE
AOI 9. SWMU 9 – DEGREASING STATION
AOI 10. SWMU 10 – DEGREASING STATION
AOI 11. USTS
- AOI 11.1 POWERHOUSE USTs (T-1 THROUGH T-8)
- AOI 11.2 GASOLINE UST (T-9)
- AOI 11.3 GASOLINE UST (T-10) AND DIESEL UST (T-11)
- AOI 11.4 GASOLINE UST (T-12)
- AOI 11.5 QUENCH OIL UST (T-13)
- AOI 11.6 QUENCH OIL UST (T-14)
- AOI 11.7 HYDRAULIC OIL USTs (T-15 AND T-16)
- AOI 11.8 OIL USTs (T-17 AND T-18)
- AOI 11.9 FUEL OIL UST (T-19)
- AOI 11.10 QUENCH OIL UST (T-20)

AOI 12. ASTS
- AOI 12.1 OIL HOUSE ASTS (T-1 THROUGH T-12)
- AOI 12.2 POWERHOUSE ASTS (T-13 THROUGH T-17)
- AOI 12.3 HEAT TREAT ASTS (T-18 AND T-19)
- AOI 12.4 NORTHWEST CORNER OF PLANT ASTS (T-20 THROUGH T-22)
- AOI 12.5 WWTP ASTS (T-23 THROUGH T-29)
- AOI 12.6 WWTP BUILDING ASTS (T-30 THROUGH T-56)

AOI 13. FORMER CHICAGO PUMP HOUSE
AOI 14. FORMER RAIL LINES
- AOI 14.1 FORMER RAIL LINE WEST OF HEAT TREAT BUILDING
- AOI 14.2 FORMER RAIL LINE EAST OF HEAT TREAT BUILDING
- AOI 14.3 FORMER RAIL LINE NORTH OF POWERHOUSE
- AOI 14.4 FORMER RAIL LINE NORTH OF LAMB OPERATION

AOI 15. FORMER COOLING POND AND ADJACENT FORMER COAL STORAGE
AOI 16. FORMER DELCO REMY PROPERTY
AOI 17. FORMER BONE YARD
AOI 18. MAIN FORK TRUCK BATTERY CHARGING AREA
AOI 19. GLEASON MACHINES
AOI 20. OIL HOUSES
- AOI 20.1 OIL HOUSE INSIDE MAIN MANUFACTURING BUILDING
- AOI 20.2 OIL HOUSE OUTSIDE MAIN MANUFACTURING BUILDING

AOI 21. OUTDOOR CHEMICAL STORAGE AREA
AOI 22. SUBSTATION 6
AOI 23. SUBSTATION 3 (3)
AOI 24. PRIMARY SUBSTATION (3)
AOI 25. EAST SHIPPING AND RECEIVING DOCK (3)
AOI 26. LOCKER ROOM ENTRANCE/CELL 62 (3)
AOI 27. TOOL HARDENING (3)
AOI 28. HEAT TREAT BUILDING (3)
AOI 29. POWERHOUSE (3)
AOI 30. CARPENTER SHOP CONCRETE PAD (3)
AOI 31. PARKING LOT EAST OF PLANT (5TH & 7TH)
AOI 32. BELOW GRADE INFRASTRUCTURE
AOI 33. DOCUMENTED RELEASES FROM INDUSTRIAL AND SANITARY SEWERS
AOI 34. STORM SEWERS - MH#1 THROUGH MH#5
AOI 35. SITE-WIDE GROUNDWATER
AOI 36. ADJACENT (UPGRADIENT) DRY CLEANING OPERATIONS

Notes:(1) – Former Delco Remy Warehouse AOI includes PCB impacted areas
(2) – Process Infrastructure includes plant pits, sumps, and trenches
(3) – AOI due to PCB impacted areas (per O'Brien and Gere Report)

SCALE VERIFICATION

THIS BAR MEASURES 1" ON ORIGINAL. ADJUST SCALE ACCORDINGLY.

LOCATIONS OF AOIs

RFI REPORT

FORMER MANUAL TRANSMISSIONS OF MUNCIE FACILITY
MUNCIE, INDIANA

CONESTOGA-ROVERS & ASSOCIATES

Source Reference:			
Project Manager: S.R.	Reviewed By: J.B.	Date: APRIL 2014	
Scale: 1"=100'	Project N°: 017324-T07	Report N°: 010	Drawing N°: 21

017324-T07(010)GN-SC006 APR 16/2014

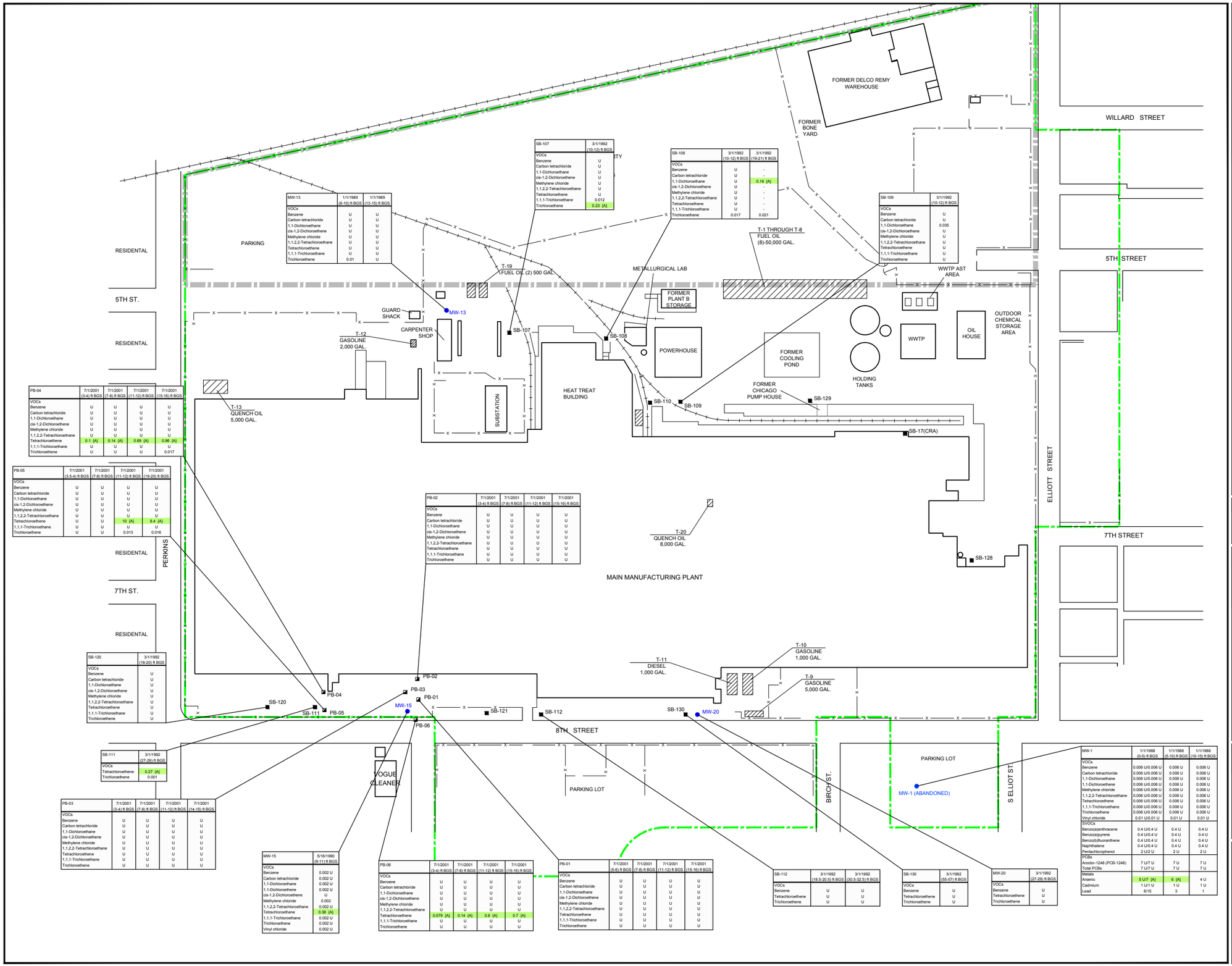

MW-13	1/1/1989 (8-10) ft BGS	1/1/1989 (13-15) ft BGS
VOCs		
Benzene	U	U
Carbon tetrachloride	U	U
1,1-Dichloroethane	U	U
cis-1,2-Dichloroethene	U	U
Methylene chloride	U	U
1,1,2,2-Tetrachloroethane	U	U
Tetrachloroethene	U	U
1,1,1-Trichloroethane	U	U
Trichloroethene	0.01	U

SB-107	3/1/1992 (10-12) ft BGS
VOCs	
Benzene	U
Carbon tetrachloride	U
1,1-Dichloroethane	U
cis-1,2-Dichloroethene	U
Methylene chloride	U
1,1,2,2-Tetrachloroethane	U
Tetrachloroethene	U
1,1,1-Trichloroethane	0.012
Trichloroethene	0.23 (A)

SB-108	3/1/1992 (10-12) ft BGS	3/1/1992 (19-21) ft BGS
VOCs		
Benzene	U	-
Carbon tetrachloride	U	-
1,1-Dichloroethane	U	0.16 (A)
cis-1,2-Dichloroethene	U	-
Methylene chloride	U	-
1,1,2,2-Tetrachloroethane	U	-
Tetrachloroethene	U	-
1,1,1-Trichloroethane	U	-
Trichloroethene	0.017	0.021

SB-109	3/1/1992 (10-12) ft BGS
VOCs	
Benzene	U
Carbon tetrachloride	U
1,1-Dichloroethane	0.035
cis-1,2-Dichloroethene	U
Methylene chloride	U
1,1,2,2-Tetrachloroethane	U
Tetrachloroethene	U
1,1,1-Trichloroethane	U
Trichloroethene	U

PB-04	7/1/2001 (3-4) ft BGS	7/1/2001 (7-8) ft BGS	7/1/2001 (11-12) ft BGS	7/1/2001 (15-16) ft BGS
VOCs				
Benzene	U	U	U	U
Carbon tetrachloride	U	U	U	U
1,1-Dichloroethane	U	U	U	U
cis-1,2-Dichloroethene	U	U	U	U
Methylene chloride	U	U	U	U
1,1,2,2-Tetrachloroethane	U	U	U	U
Tetrachloroethene	0.1 (A)	0.14 (A)	0.69 (A)	0.96 (A)
1,1,1-Trichloroethane	U	U	U	U
Trichloroethene	U	U	U	0.017

PB-05	7/1/2001 (3.5-4) ft BGS	7/1/2001 (7-8) ft BGS	7/1/2001 (11-12) ft BGS	7/1/2001 (19-20) ft BGS
VOCs				
Benzene	U	U	U	U
Carbon tetrachloride	U	U	U	U
1,1-Dichloroethane	U	U	U	U
cis-1,2-Dichloroethene	U	U	U	U
Methylene chloride	U	U	U	U
1,1,2,2-Tetrachloroethane	U	U	U	U
Tetrachloroethene	U	U	10 (A)	8.4 (A)
1,1,1-Trichloroethane	U	U	U	U
Trichloroethene	U	U	0.013	0.016

PB-02	7/1/2001 (3-4) ft BGS	7/1/2001 (7-8) ft BGS	7/1/2001 (11-12) ft BGS	7/1/2001 (15-16) ft BGS
VOCs				
Benzene	U	U	U	U
Carbon tetrachloride	U	U	U	U
1,1-Dichloroethane	U	U	U	U
cis-1,2-Dichloroethene	U	U	U	U
Methylene chloride	U	U	U	U
1,1,2,2-Tetrachloroethane	U	U	U	U
Tetrachloroethene	U	U	U	U
1,1,1-Trichloroethane	U	U	U	U
Trichloroethene	U	U	U	U

SB-120	3/1/1992 (18-20) ft BGS
VOCs	
Benzene	U
Carbon tetrachloride	U
1,1-Dichloroethane	U
cis-1,2-Dichloroethene	U
Methylene chloride	U
1,1,2,2-Tetrachloroethane	U
Tetrachloroethene	U
1,1,1-Trichloroethane	U
Trichloroethene	U

SB-111	3/1/1992 (27-29) ft BGS
VOCs	
Tetrachloroethene	0.27 (A)
Trichloroethene	0.001

PB-03	7/1/2001 (3-4) ft BGS	7/1/2001 (7-8) ft BGS	7/1/2001 (11-12) ft BGS	7/1/2001 (14-15) ft BGS
VOCs				
Benzene	U	U	U	U
Carbon tetrachloride	U	U	U	U
1,1-Dichloroethane	U	U	U	U
cis-1,2-Dichloroethene	U	U	U	U
Methylene chloride	U	U	U	U
1,1,2,2-Tetrachloroethane	U	U	U	U
Tetrachloroethene	U	U	U	U
1,1,1-Trichloroethane	U	U	U	U
Trichloroethene	U	U	U	U

MW-15	5/16/1990 (9-11) ft BGS
VOCs	
Benzene	0.002 U
Carbon tetrachloride	0.002 U
1,1-Dichloroethane	0.002 U
1,1-Dichloroethene	0.002 U
cis-1,2-Dichloroethene	U
Methylene chloride	0.002
1,1,2,2-Tetrachloroethane	0.002 U
Tetrachloroethene	0.38 (A)
1,1,1-Trichloroethane	0.002 U
Trichloroethene	0.002 U
Vinyl chloride	0.002 U

PB-06	7/1/2001 (3-4) ft BGS	7/1/2001 (7-8) ft BGS	7/1/2001 (11-12) ft BGS	7/1/2001 (15-16) ft BGS
VOCs				
Benzene	U	U	U	U
Carbon tetrachloride	U	U	U	U
1,1-Dichloroethane	U	U	U	U
cis-1,2-Dichloroethene	U	U	U	U
Methylene chloride	U	U	U	U
1,1,2,2-Tetrachloroethane	U	U	U	U
Tetrachloroethene	0.079 (A)	0.14 (A)	0.8 (A)	0.7 (A)
1,1,1-Trichloroethane	U	U	U	U
Trichloroethene	U	U	U	U

PB-01	7/1/2001 (5-6) ft BGS	7/1/2001 (7-8) ft BGS	7/1/2001 (11-12) ft BGS	7/1/2001 (15-16) ft BGS
VOCs				
Benzene	U	U	U	U
Carbon tetrachloride	U	U	U	U
1,1-Dichloroethane	U	U	U	U
cis-1,2-Dichloroethene	U	U	U	U
Methylene chloride	U	U	U	U
1,1,2,2-Tetrachloroethane	U	U	U	U
Tetrachloroethene	U	U	U	U
1,1,1-Trichloroethane	U	U	U	U
Trichloroethene	U	U	U	U

SB-112	3/1/1992 (18.5-20.5) ft BGS	3/1/1992 (30.5-32.5) ft BGS
VOCs		
Benzene	U	U
Tetrachloroethene	U	U
Trichloroethene	U	U

SB-130	3/1/1992 (55-57) ft BGS
VOCs	
Benzene	U
Tetrachloroethene	U
Trichloroethene	U

MW-20	3/1/1992 (27-29) ft BGS
VOCs	
Benzene	U
Tetrachloroethene	U
Trichloroethene	U

MW-1	1/1/1988 (0-5) ft BGS	1/1/1988 (5-10) ft BGS	1/1/1988 (10-15) ft BGS
VOCs			
Benzene	0.006 U/0.006 U	0.006 U	0.006 U
Carbon tetrachloride	0.006 U/0.006 U	0.006 U	0.006 U
1,1-Dichloroethane	0.006 U/0.006 U	0.006 U	0.006 U
1,1-Dichloroethene	0.006 U/0.006 U	0.006 U	0.006 U
Methylene chloride	0.006 U/0.006 U	0.006 U	0.006 U
1,1,2,2-Tetrachloroethane	0.006 U/0.006 U	0.006 U	0.006 U
Tetrachloroethene	0.006 U/0.006 U	0.006 U	0.006 U
1,1,1-Trichloroethane	0.006 U/0.006 U	0.006 U	0.006 U
Trichloroethene	0.006 U/0.006 U	0.006 U	0.006 U
Vinyl chloride	0.01 U/0.01 U	0.01 U	0.01 U
SVOCs			
Benzo(a)anthracene	0.4 U/0.4 U	0.4 U	0.4 U
Benzo(a)pyrene	0.4 U/0.4 U	0.4 U	0.4 U
Benzo(b)fluoranthene	0.4 U/0.4 U	0.4 U	0.4 U
Naphthalene	0.4 U/0.4 U	0.4 U	0.4 U
Pentachlorophenol	2 U/2 U	2 U	2 U
PCBs			
Aroclor-1248 (PCB-1248)	1 U/7 U	7 U	7 U
Total PCBs	7 U/7 U	7 U	7 U
Metals			
Arsenic	5.9 U/7 (A)	6 (A)	4 U
Cadmium	1 U/1 U	1 U	1 U
Lead	6/15	3	1

0 50 100ft

LEGEND

- RAILROAD
- FENCE
- APPROXIMATE SITE BOUNDARY
- APPROXIMATE FORMER DELCO REMY PROPERTY BOUNDARY
- APPROXIMATE LOCATION OF FORMER UNDERGROUND STORAGE TANK
- SB-121 SOIL BORING LOCATION
- PB-02 PROBE SAMPLE LOCATION
- MW-30 MONITORING WELL LOCATION

SB-111	3/1/1992 (27-29) ft BGS
VOCs	
Tetrachloroethene	0.27 (A)
Trichloroethene	0.001

- SAMPLE LOCATION
- SAMPLE DATE
- SAMPLE DEPTH
- RESULT (mg/kg)
- PARAMETER
- EXCEEDANCE

	IDEM Residential Migration to Ground Water (MTG) Screening Levels A	IDEM Commercial/Industrial Direct Contact Screening Levels B	IDEM Excavation Direct Contact Screening Levels C
VOCs			
Benzene	0.051	54	750
Carbon tetrachloride	0.039	30	460
1,1-Dichloroethane	0.14	170	1700
1,1-Dichloroethene	0.05	1100	1200
cis-1,2-Dichloroethene	0.41	2000	2400
Methylene Chloride	0.025	3100	3300
1,1,2,2-Tetrachloroethane	0.0052	28	1900
Tetrachloroethene	0.045	170	170
1,1,1-Trichloroethane	1.4	640	640
Trichloroethene	0.036	20	34
Vinyl Chloride	0.014	17	660
SVOCs			
Benzo(a)anthracene	2.1	21	1300
Benzo(a)pyrene	4.7	2.1	130
Benzo(b)fluoranthene	7	21	1300
Biphenyl (1,1-Biphenyl)	0.17	210	350
Dibenzofuran	2.1	1000	1700
Naphthalene	0.092	180	1000
Pentachlorophenol	0.2	27	2000
PCBs			
Aroclor-1248 (PCB-1248)	1	7.4	460
Total PCBs	1.6	7.4	460
Metals			
Arsenic	5.9	24	640
Cadmium	7.5	800	1300
Chromium VI (hexavalent)	0.12	56	2400
Cobalt	4.3	300	520
Iron	5600	100000	100000
Lead	270	800	1000
Manganese	420	23000	39000

NOTES:
(1) IDEM Appendix A: Screening Levels Remediation Closure Guide - March 25, 2014
U - Not present at or above the associated value
J - Estimated concentration
ND - Non Detect (calculation)
- All Site structures shown have been demolished to grade

SCALE VERIFICATION

THIS BAR MEASURES 1" ON ORIGINAL. ADJUST SCALE ACCORDINGLY.

Approved

DRAWING STATUS

Status	Date	Initial

MISCELLANEOUS SOIL SAMPLES

RFI REPORT

FORMER MANUAL TRANSMISSIONS OF MUNCIE FACILITY

MUNCIE, INDIANA

CONESTOGA-ROVERS & ASSOCIATES

Source Reference:

Project Manager:	Reviewed By:	Date:	
S.R.	J.B.	APRIL 2014	
Scale: 1" = 100'	Project N°: 017324-T07	Report N°: 010	Drawing N°: 22

017324-T07(010)GN-SC017 APR 16/2014

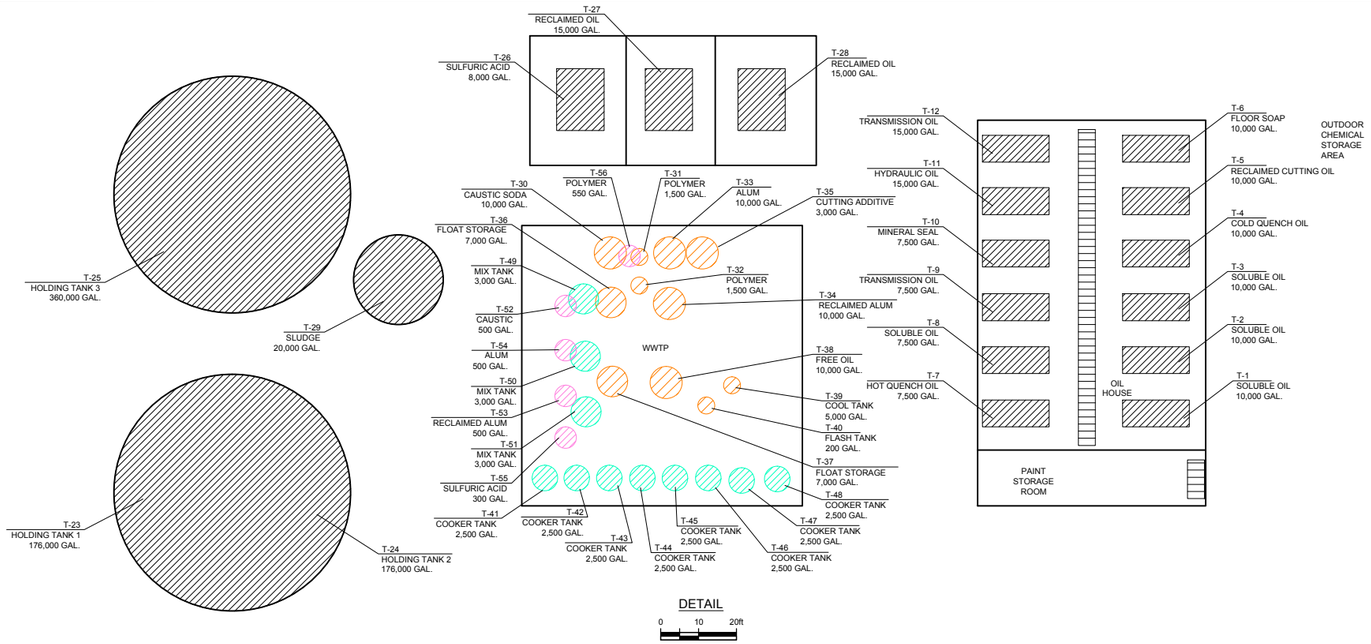

DETAIL

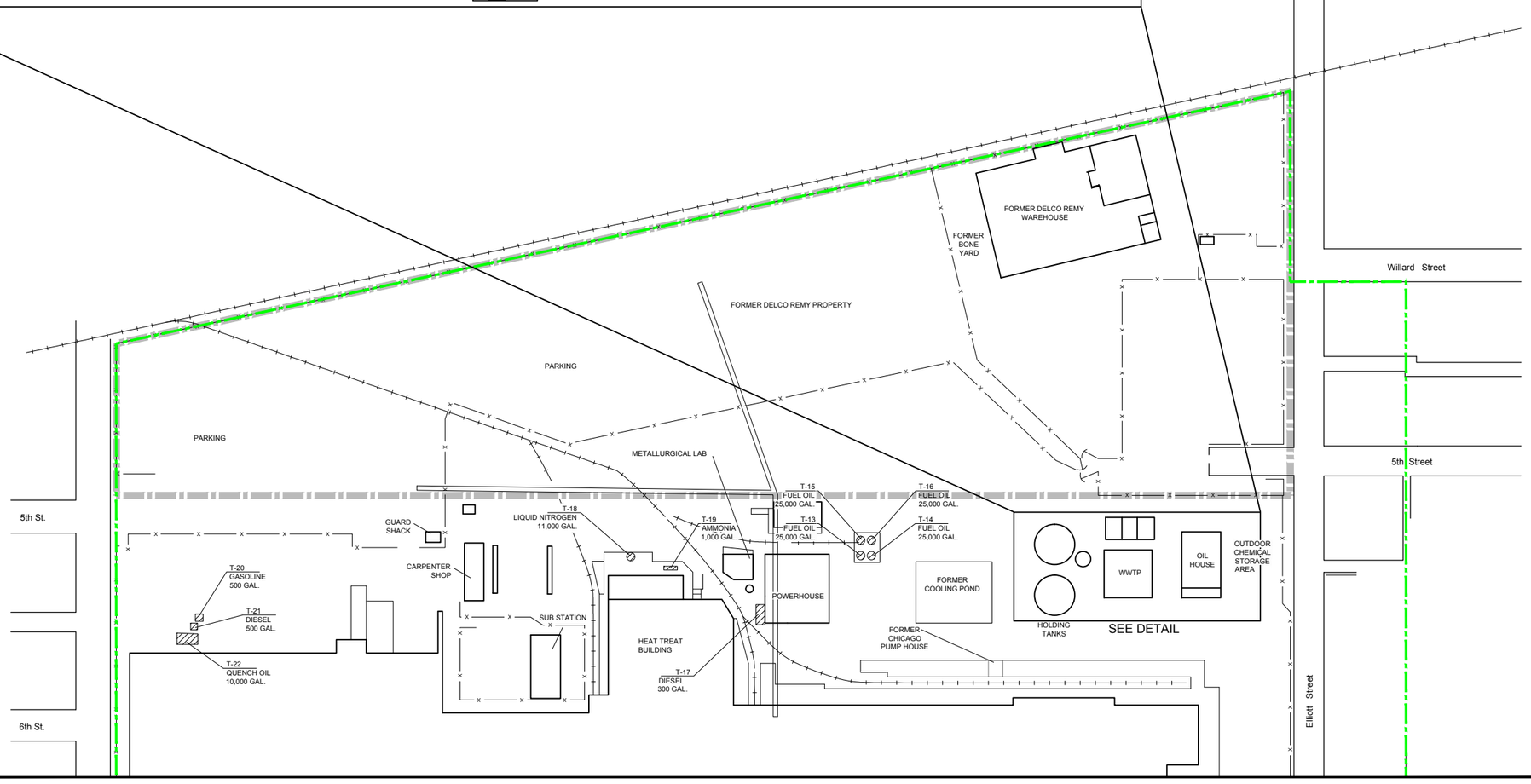

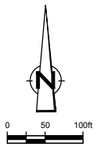

LEGEND

- RAILROAD
- FENCE
- APPROXIMATE SITE BOUNDARY
- APPROXIMATE FORMER DELCO REMY PROPERTY BOUNDARY
- TUNNEL
- EXISTING ABOVEGROUND STORAGE TANK
- EXISTING ABOVEGROUND STORAGE TANK ON FIRST FLOOR OF WWTP
- EXISTING ABOVEGROUND STORAGE TANK ON SECOND FLOOR OF WWTP
- EXISTING ABOVEGROUND STORAGE TANK ON THIRD FLOOR OF WWTP

SCALE VERIFICATION

THIS BAR MEASURES 1" ON ORIGINAL. ADJUST SCALE ACCORDINGLY.

Approved

DRAWING STATUS

Status	Date	Initial

FORMER ABOVEGROUND STORAGE TANK LOCATIONS

RFI REPORT

FORMER MANUAL TRANSMISSIONS OF MUNCIE FACILITY

MUNCIE, INDIANA

CONESTOGA-ROVERS & ASSOCIATES

Source Reference:

Project Manager:	Reviewed By:	Date:	
S.R.	J.B.	APRIL 2014	
Scale: 1" = 100'	Project No.: 017324-T07	Report No.: 010	Drawing No.: 23

017324-T07(010)GN-SC024 APR 16/2014

LEGEND

- BOREHOLE LOCATION
- MONITORING WELL LOCATION
- APPROXIMATE SITE BOUNDARY
- RAILROAD
- FENCE
- PCB IMPACTED AREA

BH3-11	11/23/2011 (8-10) ft BGS	
SVOCs		
Benzo(a)anthracene	0.0077 U	
Benzo(a)pyrene	0.0077 U	
Benzo(b)fluoranthene	0.0077 U	← RESULT (mg/kg)
Biphenyl (1,1-Biphenyl)	0.057 U	
Dibenzofuran	0.057 U	
Naphthalene	0.0077 U	
Pentachlorophenol	0.17 U	

← SAMPLE LOCATION
← SAMPLE DATE
← SAMPLE DEPTH
← PARAMETER

EXCEEDANCE

0 20 60ft

	IDEM Residential Migration to Ground Water (MTG) Screening Levels A	IDEM Commercial/Industrial Direct Contact Screening Levels B	IDEM Excavation Direct Contact Screening Levels C
VOCs			
Benzene	0.051	54	750
Carbon tetrachloride	0.039	30	460
1,1-Dichloroethane	0.14	170	1700
1,1-Dichloroethene	0.05	1100	1200
cis-1,2-Dichloroethene	0.41	2000	2400
Methylene Chloride	0.025	3100	3300
1,1,2,2-Tetrachloroethane	0.0052	28	1900
Tetrachloroethene	0.045	170	170
1,1,1-Trichloroethane	1.4	640	640
Trichloroethene	0.036	20	34
Vinyl Chloride	0.014	17	660
SVOCs			
Benzo(a)anthracene	2.1	21	1300
Benzo(a)pyrene	4.7	2.1	130
Benzo(b)fluoranthene	7	21	1300
Biphenyl (1,1-Biphenyl)	0.17	210	350
Dibenzofuran	2.1	1000	1700
Naphthalene	0.092	180	1000
Pentachlorophenol	0.2	27	2000
PCBs			
Aroclor-1248 (PCB-1248)	1	7.4	460
Total PCBs	1.6	7.4	460
Metals			
Arsenic	5.9	24	640
Cadmium	7.5	800	1300
Chromium VI (hexavalent)	0.12	56	2400
Cobalt	4.3	300	520
Iron	5600	100000	100000
Lead	270	800	1000
Manganese	420	23000	39000

NOTES:
(1) IDEM Appendix A: Screening Levels Remediation Closure Guide - March 25, 2014
U - Not present at or above the associated value
J - Estimated concentration
ND - Non Detect (calculation)
- All Site structures shown have been demolished to grade

SOURCE: NOTIFICATION OF SELF-IMPLEMENTED PCB CLEAN-UP AND DISPOSAL APPROVAL. O'BRIEN & GERE, OCTOBER 2006

BH3-11	11/23/2011 (8-10) ft BGS
VOCs	
Benzene	0.0023 UJ
Carbon tetrachloride	0.0023 UJ
1,1-Dichloroethane	0.00017 J
1,1-Dichloroethene	0.0023 UJ
cis-1,2-Dichloroethene	0.0023 UJ
Methylene chloride	0.0023 UJ
1,1,2,2-Tetrachloroethane	0.0023 UJ
Tetrachloroethene	0.0023 UJ
1,1,1-Trichloroethane	0.0023 UJ
Trichloroethene	0.0072 J
Vinyl chloride	0.0023 UJ
SVOCs	
Benzo(a)anthracene	0.0077 U
Benzo(a)pyrene	0.0077 U
Benzo(b)fluoranthene	0.0077 U
Biphenyl (1,1-Biphenyl)	0.057 U
Dibenzofuran	0.057 U
Naphthalene	0.0077 U
Pentachlorophenol	0.17 U
PCBs	
Aroclor-1248 (PCB-1248)	0.038 U
Total PCBs	ND
Metals	
Arsenic	5.4
Cadmium	0.22
Cobalt	7.1 {A}
Iron	14000 {A}
Lead	7.7
Manganese	290

BH4-11	11/22/2011 (10-12) ft BGS
VOCs	
Benzene	0.0022 U
Carbon tetrachloride	0.0022 U
1,1-Dichloroethane	0.0022 U
1,1-Dichloroethene	0.0022 U
cis-1,2-Dichloroethene	0.0022 U
Methylene chloride	0.0022 U
1,1,2,2-Tetrachloroethane	0.0022 U
Tetrachloroethene	0.0022 U
1,1,1-Trichloroethane	0.0022 U
Trichloroethene	0.0022 U
Vinyl chloride	0.0022 U
SVOCs	
Benzo(a)anthracene	0.0076 U
Benzo(a)pyrene	0.0076 U
Benzo(b)fluoranthene	0.0076 U
Biphenyl (1,1-Biphenyl)	0.057 U
Dibenzofuran	0.057 U
Naphthalene	0.0076 U
Pentachlorophenol	0.17 U
PCBs	
Aroclor-1248 (PCB-1248)	3.4 {A}
Total PCBs	3.4 {A}
Metals	
Arsenic	4.8
Cadmium	0.11 J
Cobalt	5.1 {A}
Iron	12000 {A}
Lead	6.1
Manganese	230

BH5-11	11/23/2011 (6-8) ft BGS	11/23/2011 (18-20) ft BGS
VOCs		
Benzene	0.0024 UJ	0.0022 UJ
Carbon tetrachloride	0.00037 J	0.0022 UJ
1,1-Dichloroethane	0.0024 UJ	0.0022 UJ
1,1-Dichloroethene	0.0024 UJ	0.0022 UJ
cis-1,2-Dichloroethene	0.0024 UJ	0.0022 UJ
Methylene chloride	0.0024 UJ	0.0022 UJ
1,1,2,2-Tetrachloroethane	0.0024 UJ	0.0022 UJ
Tetrachloroethene	0.0024 UJ	0.0022 UJ
1,1,1-Trichloroethane	0.0024 UJ	0.0022 UJ
Trichloroethene	0.001 J	0.0022 UJ
Vinyl chloride	0.0024 UJ	0.0022 UJ
SVOCs		
Benzo(a)anthracene	0.0084 U	0.0076 U
Benzo(a)pyrene	0.0052 J	0.0076 U
Benzo(b)fluoranthene	0.0098	0.0076 U
Biphenyl (1,1-Biphenyl)	0.063 U	0.057 U
Dibenzofuran	0.063 U	0.057 U
Naphthalene	0.0084 U	0.0076 U
Pentachlorophenol	0.19 U	R
PCBs		
Aroclor-1248 (PCB-1248)	0.041 U	0.037 U
Total PCBs	ND	ND
Metals		
Arsenic	9.3 {A}	4.6
Cadmium	0.37	0.24
Cobalt	7.3 {A}	7.4 {A}
Iron	21000 {A}	15000 {A}
Lead	130	9.2
Manganese	290	310

BH6-11	11/22/2011 (10-12) ft BGS
VOCs	
Benzene	0.0026 U/0.0026 U
Carbon tetrachloride	0.00081 J/0.00057 J
1,1-Dichloroethane	0.0026 U/0.0026 U
1,1-Dichloroethene	0.0026 U/0.0026 U
cis-1,2-Dichloroethene	0.0026 U/0.0026 U
Methylene chloride	0.0026 U/0.0026 U
1,1,2,2-Tetrachloroethane	0.0026 U/0.0026 U
Tetrachloroethene	0.0026 U/0.0026 U
1,1,1-Trichloroethane	0.0026 U/0.0026 U
Trichloroethene	0.0026 U/0.0026 U
Vinyl chloride	0.0026 U/0.0026 U
SVOCs	
Benzo(a)anthracene	0.0081 U/0.0083 U
Benzo(a)pyrene	0.0081 U/0.0083 U
Benzo(b)fluoranthene	0.0081 U/0.0083 U
Biphenyl (1,1-Biphenyl)	0.06 U/0.062 U
Dibenzofuran	0.06 U/0.062 U
Naphthalene	0.0081 U/0.0083 U
Pentachlorophenol	0.18 U/0.19 U
PCBs	
Aroclor-1248 (PCB-1248)	0.04 U/0.041 U
Total PCBs	ND/ND
Metals	
Arsenic	6.1 {A}/4.4
Cadmium	0.099 J/0.31
Cobalt	12 {A}/5.2 J {A}
Iron	24000 {A}/18000 {A}
Lead	13/11
Manganese	740 {A}/250

MW45-11	11/17/2011 (6-8) ft BGS	11/17/2011 (12-14) ft BGS
VOCs		
Benzene	0.0023 U	0.0025 U
Carbon tetrachloride	0.0023 U	0.0025 U
1,1-Dichloroethane	0.0023 U	0.0025 U
1,1-Dichloroethene	0.0023 U	0.0025 U
cis-1,2-Dichloroethene	0.0023 U	0.0025 U
Methylene chloride	0.0023 U	0.0025 U
1,1,2,2-Tetrachloroethane	0.0023 U	0.0025 U
Tetrachloroethene	0.0023 U	0.0025 U
1,1,1-Trichloroethane	0.0023 U	0.0025 U
Trichloroethene	0.0023 U	0.0025 U
Vinyl chloride	0.0023 U	0.0025 U
SVOCs		
Benzo(a)anthracene	0.092	0.0075 U
Benzo(a)pyrene	0.091	0.0075 U
Benzo(b)fluoranthene	0.14	0.0086
Biphenyl (1,1-Biphenyl)	0.15 U	0.056 U
Dibenzofuran	0.016 J	0.056 U
Naphthalene	0.038	0.0075 U
Pentachlorophenol	0.44 U	0.17 U
PCBs		
Aroclor-1248 (PCB-1248)	0.039 U	0.037 U
Total PCBs	ND	ND
Metals		
Arsenic	7.9 {A}	6.4 {A}
Cadmium	0.071 J	0.095 J
Cobalt	6.8 {A}	5.7 {A}
Iron	16000 {A}	14000 {A}
Lead	8.4	6.9
Manganese	330	260

BH3-11
BH4-11
BH5-11
BH6-11
MW45-11

KEY MAP

figure 24

AOI 3: SWMU 3 - HAZARDOUS WASTE STORAGE BUILDING (FORMER DELCO REMY WAREHOUSE)
RFI REPORT
FORMER MANUAL TRANSMISSIONS OF MUNCIE FACILITY
Muncie, Indiana

LEGEND

- FENCE
- APPROXIMATE SITE BOUNDARY
- APPROXIMATE EXTENT OF AOI
- BOREHOLE LOCATION



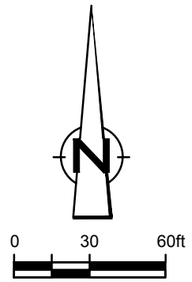

	IDEM Residential Migration to Ground Water (MTG) Screening Levels A	IDEM Commercial/Industrial Direct Contact Screening Levels B	IDEM Excavation Direct Contact Screening Levels C
VOCs			
Benzene	0.051	54	750
Carbon tetrachloride	0.039	30	460
1,1-Dichloroethane	0.14	170	1700
1,1-Dichloroethene	0.05	1100	1200
cis-1,2-Dichloroethene	0.41	2000	2400
Methylene Chloride	0.025	3100	3300
1,1,2,2-Tetrachloroethane	0.0052	28	1900
Tetrachloroethene	0.045	170	170
1,1,1-Trichloroethane	1.4	640	640
Trichloroethene	0.036	20	34
Vinyl Chloride	0.014	17	660
SVOCs			
Benzo(a)anthracene	2.1	21	1300
Benzo(a)pyrene	4.7	2.1	130
Benzo(b)fluoranthene	7	21	1300
Biphenyl (1,1-Biphenyl)	0.17	210	350
Dibenzofuran	2.1	1000	1700
Naphthalene	0.092	180	1000
Pentachlorophenol	0.2	27	2000
PCBs			
Aroclor-1248 (PCB-1248)	1	7.4	460
Total PCBs	1.6	7.4	460
Metals			
Arsenic	5.9	24	640
Cadmium	7.5	800	1300
Chromium VI (hexavalent)	0.12	56	2400
Cobalt	4.3	300	520
Iron	5600	100000	100000
Lead	270	800	1000
Manganese	420	23000	39000

NOTES:
(1) IDEM Appendix A: Screening Levels Remediation Closure Guide - March 25, 2014
U - Not present at or above the associated value
J - Estimated concentration
ND - Non Detect (calculation)
- All Site structures shown have been demolished to grade

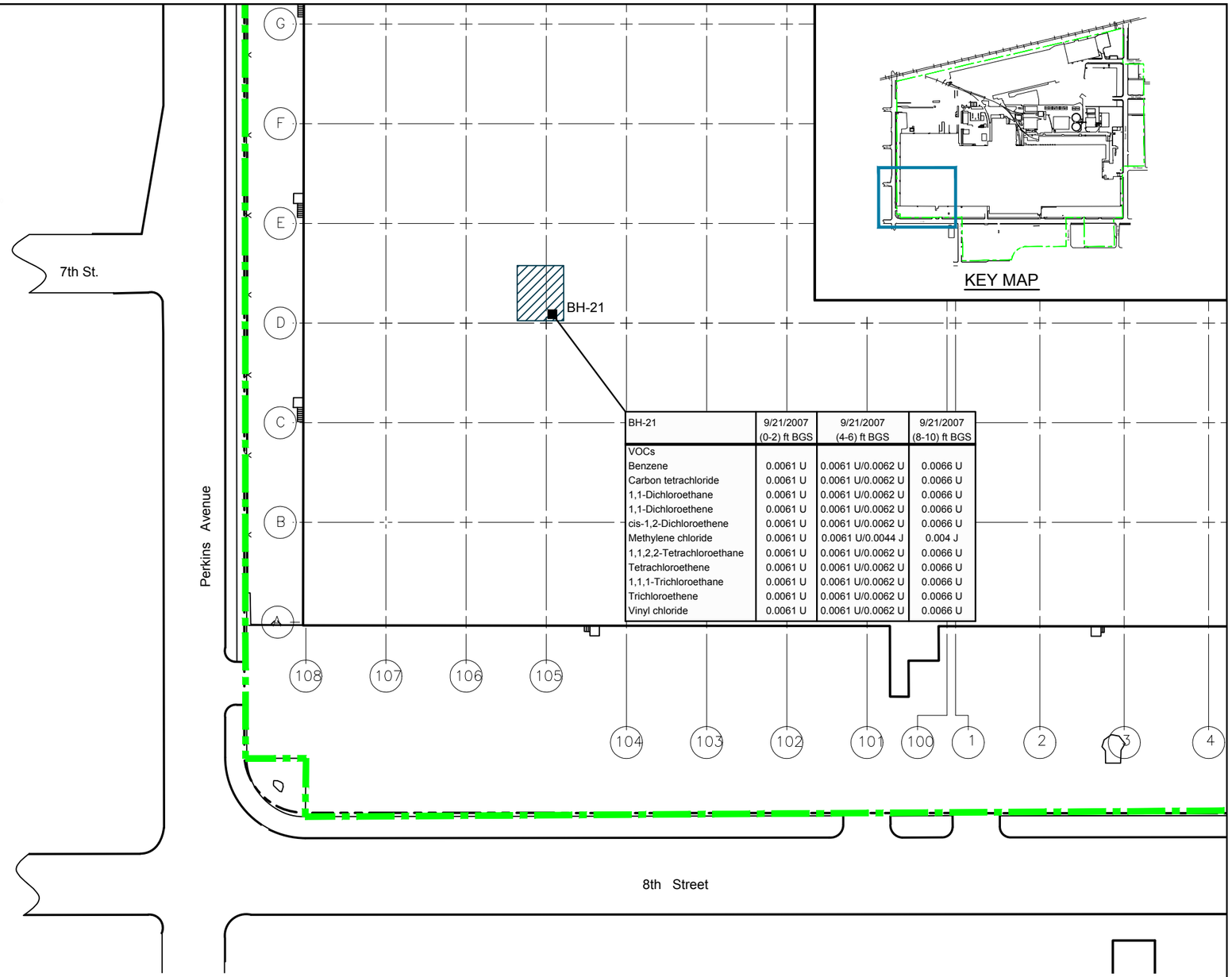

BH-21	9/21/2007 (0-2) ft BGS	9/21/2007 (4-6) ft BGS	9/21/2007 (8-10) ft BGS
VOCs			
Benzene	0.0061 U	0.0061 U/0.0062 U	0.0066 U
Carbon tetrachloride	0.0061 U	0.0061 U/0.0062 U	0.0066 U
1,1-Dichloroethane	0.0061 U	0.0061 U/0.0062 U	0.0066 U
1,1-Dichloroethene	0.0061 U	0.0061 U/0.0062 U	0.0066 U
cis-1,2-Dichloroethene	0.0061 U	0.0061 U/0.0062 U	0.0066 U
Methylene chloride	0.0061 U	0.0061 U/0.0044 J	0.004 J
1,1,2,2-Tetrachloroethane	0.0061 U	0.0061 U/0.0062 U	0.0066 U
Tetrachloroethene	0.0061 U	0.0061 U/0.0062 U	0.0066 U
1,1,1-Trichloroethane	0.0061 U	0.0061 U/0.0062 U	0.0066 U
Trichloroethene	0.0061 U	0.0061 U/0.0062 U	0.0066 U
Vinyl chloride	0.0061 U	0.0061 U/0.0062 U	0.0066 U

figure 25

AOI 10: SWMU 10 - DEGREASING STATION
RFI REPORT
FORMER MANUAL TRANSMISSIONS OF MUNCIE FACILITY
MUNCIE, INDIANA

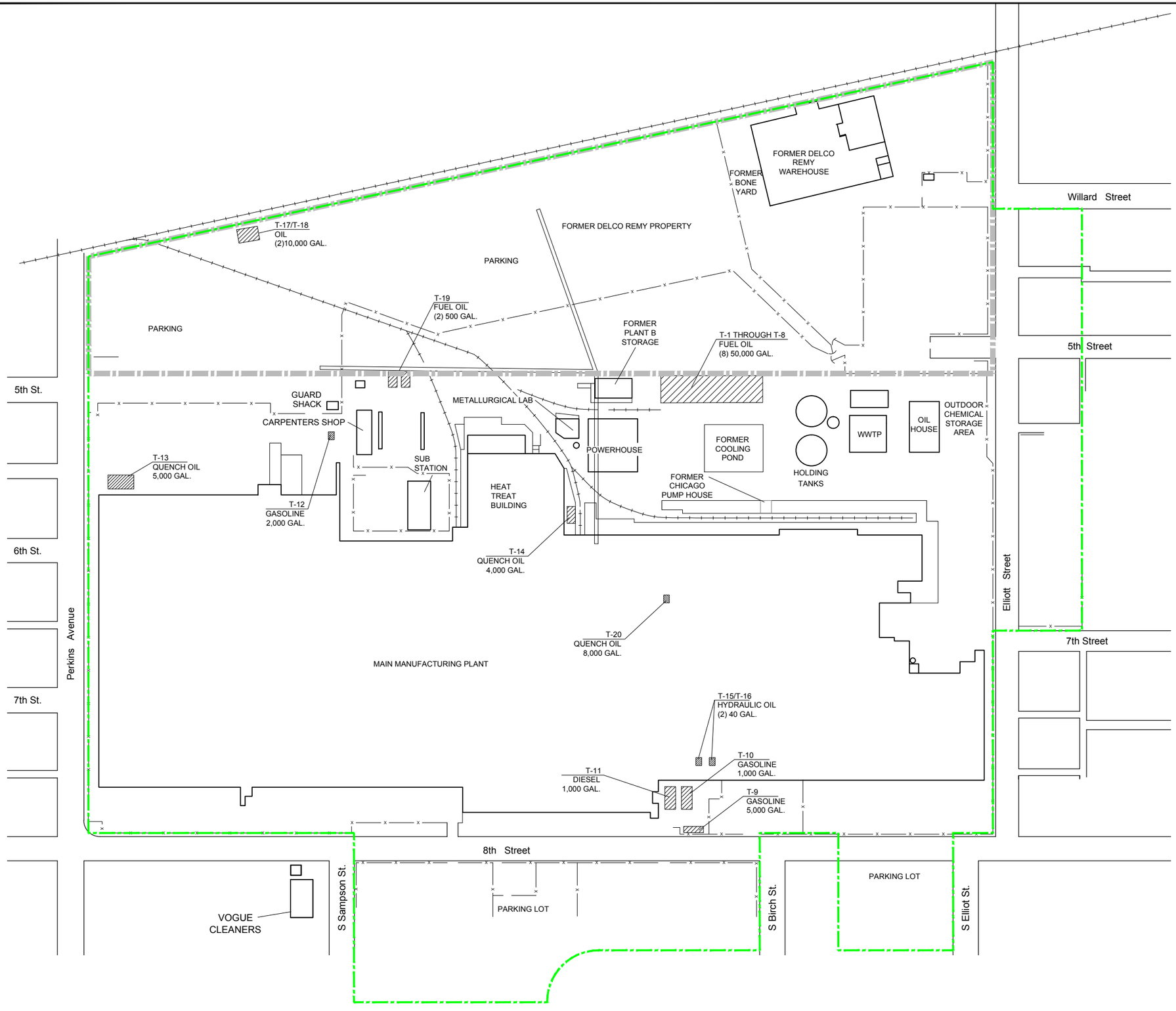

N

0 50 100ft

LEGEND

- RAILROAD
- FENCE
- APPROXIMATE SITE BOUNDARY
- APPROXIMATE FORMER DELCO REMY PROPERTY BOUNDARY
- TUNNEL
- APPROXIMATE LOCATION OF FORMER UNDERGROUND STORAGE TANK

SCALE VERIFICATION

THIS BAR MEASURES 1" ON ORIGINAL. ADJUST SCALE ACCORDINGLY.

Approved

DRAWING STATUS

Status	Date	Initial

FORMER UNDERGROUND STORAGE TANK LOCATIONS

RFI REPORT

FORMER MANUAL TRANSMISSIONS OF MUNCIE FACILITY

MUNCIE, INDIANA

CONESTOGA-ROVERS & ASSOCIATES

Source Reference:

Project Manager:	Reviewed By:	Date:	
S.R.	J.B.	APRIL 2014	
Scale: 1" = 100'	Project N°: 017324-t07	Report N°: 010	Drawing N°: 26

017324-T07(010)GN-SC023 APR 16/2014

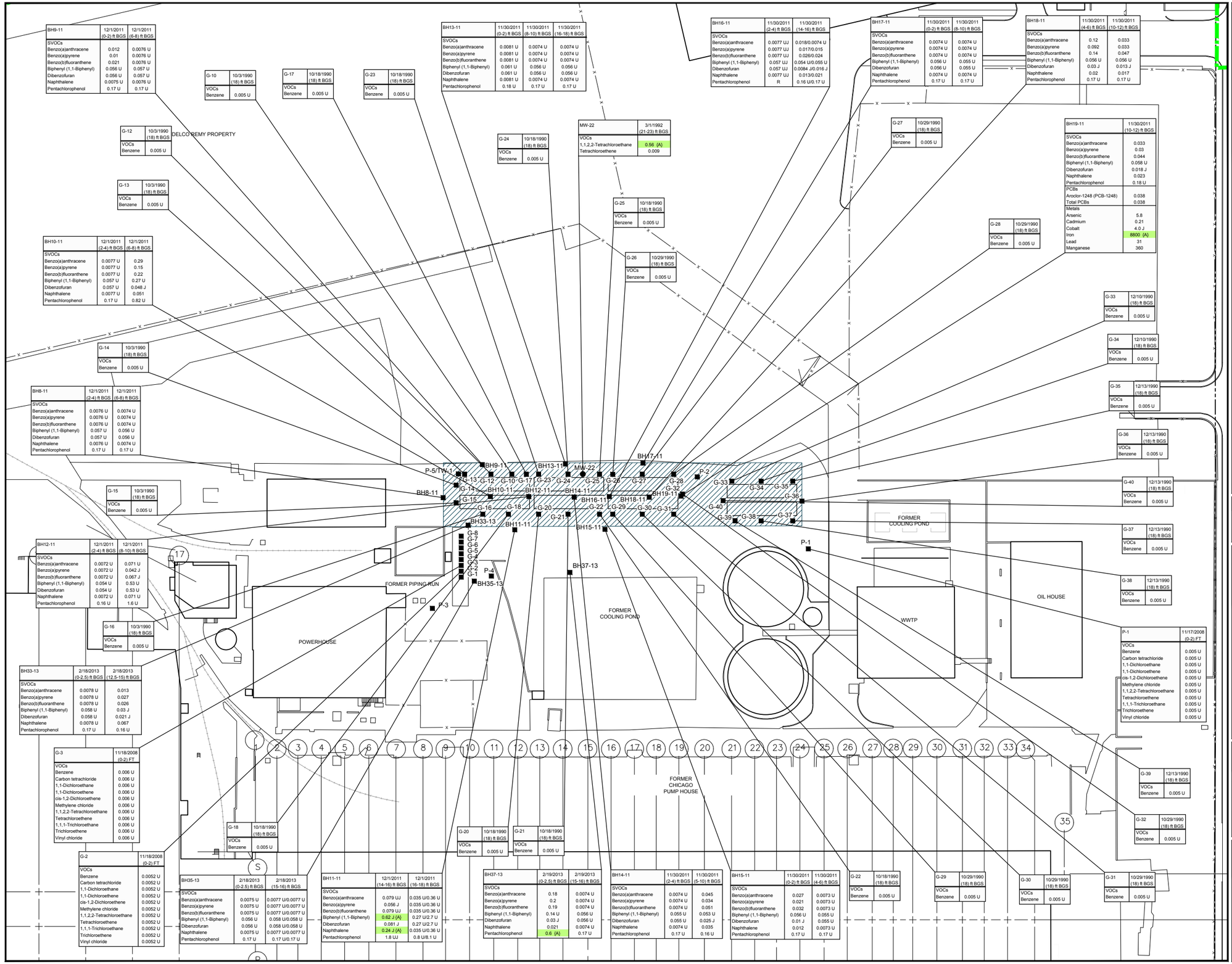

BH9-11	12/1/2011 (0-2) ft BGS	12/1/2011 (6-8) ft BGS
SVOCs		
Benzo(a)anthracene	0.012	0.0076 U
Benzo(a)pyrene	0.01	0.0076 U
Benzo(b)fluoranthene	0.021	0.0076 U
Biphenyl (1,1-Biphenyl)	0.056 U	0.057 U
Dibenzofuran	0.056 U	0.057 U
Naphthalene	0.0075 U	0.0076 U
Pentachlorophenol	0.17 U	0.17 U

G-10	10/3/1990 (18) ft BGS
VOCs	
Benzene	0.005 U

G-17	10/18/1990 (18) ft BGS
VOCs	
Benzene	0.005 U

G-23	10/18/1990 (18) ft BGS
VOCs	
Benzene	0.005 U

BH13-11	11/30/2011 (0-2) ft BGS	11/30/2011 (8-10) ft BGS	11/30/2011 (16-18) ft BGS
SVOCs			
Benzo(a)anthracene	0.0081 U	0.0074 U	0.0074 U
Benzo(a)pyrene	0.0081 U	0.0074 U	0.0074 U
Benzo(b)fluoranthene	0.0081 U	0.0074 U	0.0074 U
Biphenyl (1,1-Biphenyl)	0.061 U	0.056 U	0.056 U
Dibenzofuran	0.061 U	0.056 U	0.056 U
Naphthalene	0.0081 U	0.0074 U	0.0074 U
Pentachlorophenol	0.18 U	0.17 U	0.17 U

BH16-11	11/30/2011 (2-4) ft BGS	11/30/2011 (14-16) ft BGS
SVOCs		
Benzo(a)anthracene	0.0077 U	0.018/0.0074 U
Benzo(a)pyrene	0.0077 UJ	0.017/0.015
Benzo(b)fluoranthene	0.0077 UJ	0.026/0.024
Biphenyl (1,1-Biphenyl)	0.057 UJ	0.054 U/0.055 U
Dibenzofuran	0.057 UJ	0.0084 J/0.016 J
Naphthalene	0.0077 UJ	0.013/0.021
Pentachlorophenol	R	0.16 U/0.17 U

BH17-11	11/30/2011 (0-2) ft BGS	11/30/2011 (8-10) ft BGS
SVOCs		
Benzo(a)anthracene	0.0074 U	0.0074 U
Benzo(a)pyrene	0.0074 U	0.0074 U
Benzo(b)fluoranthene	0.0074 U	0.0074 U
Biphenyl (1,1-Biphenyl)	0.056 U	0.055 U
Dibenzofuran	0.056 U	0.055 U
Naphthalene	0.0074 U	0.0074 U
Pentachlorophenol	0.17 U	0.17 U

BH18-11	11/30/2011 (4-6) ft BGS	11/30/2011 (10-12) ft BGS
SVOCs		
Benzo(a)anthracene	0.12	0.033
Benzo(a)pyrene	0.092	0.033
Benzo(b)fluoranthene	0.14	0.047
Biphenyl (1,1-Biphenyl)	0.056 U	0.056 U
Dibenzofuran	0.03 J	0.013 J
Naphthalene	0.02	0.017
Pentachlorophenol	0.17 U	0.17 U

G-27	10/29/1990 (18) ft BGS
VOCs	
Benzene	0.005 U

BH19-11	11/30/2011 (10-12) ft BGS
SVOCs	
Benzo(a)anthracene	0.033
Benzo(a)pyrene	0.03
Benzo(b)fluoranthene	0.044
Biphenyl (1,1-Biphenyl)	0.058 U
Dibenzofuran	0.018 J
Naphthalene	0.023
Pentachlorophenol	0.18 U
PCBs	
Aroclor-1248 (PCB-1248)	0.038
Total PCBs	0.038
Metals	
Arsenic	5.8
Cadmium	0.21
Cobalt	4.0 J
Iron	8800 (A)
Lead	31
Manganese	360

G-24	10/18/1990 (18) ft BGS
VOCs	
Benzene	0.005 U

MW-22	3/1/1992 (21-23) ft BGS
VOCs	
1,1,2,2-Tetrachloroethane	0.56 (A)
Tetrachloroethene	0.009

G-25	10/18/1990 (18) ft BGS
VOCs	
Benzene	0.005 U

G-26	10/29/1990 (18) ft BGS
VOCs	
Benzene	0.005 U

G-28	10/29/1990 (18) ft BGS
VOCs	
Benzene	0.005 U

G-33	12/10/1990 (18) ft BGS
VOCs	
Benzene	0.005 U

G-34	12/10/1990 (18) ft BGS
VOCs	
Benzene	0.005 U

G-35	12/13/1990 (18) ft BGS
VOCs	
Benzene	0.005 U

G-36	12/13/1990 (18) ft BGS
VOCs	
Benzene	0.005 U

G-40	12/13/1990 (18) ft BGS
VOCs	
Benzene	0.005 U

G-37	12/13/1990 (18) ft BGS
VOCs	
Benzene	0.005 U

G-38	12/13/1990 (18) ft BGS
VOCs	
Benzene	0.005 U

P-1	11/17/2008 (0-2) FT
VOCs	
Benzene	0.005 U
Carbon tetrachloride	0.005 U
1,1-Dichloroethane	0.005 U
1,1-Dichloroethene	0.005 U
cis-1,2-Dichloroethene	0.005 U
Methylene chloride	0.005 U
1,1,2,2-Tetrachloroethane	0.005 U
Tetrachloroethene	0.005 U
1,1,1-Trichloroethane	0.005 U
Trichloroethene	0.005 U
Vinyl chloride	0.005 U

G-39	12/13/1990 (18) ft BGS
VOCs	
Benzene	0.005 U

G-32	10/29/1990 (18) ft BGS
VOCs	
Benzene	0.005 U

BH10-11	12/1/2011 (2-4) ft BGS	12/1/2011 (6-8) ft BGS
SVOCs		
Benzo(a)anthracene	0.0077 U	0.29
Benzo(a)pyrene	0.0077 U	0.15
Benzo(b)fluoranthene	0.0077 U	0.22
Biphenyl (1,1-Biphenyl)	0.057 U	0.27 U
Dibenzofuran	0.057 U	0.048 J
Naphthalene	0.0077 U	0.051
Pentachlorophenol	0.17 U	0.82 U

G-14	10/3/1990 (18) ft BGS
VOCs	
Benzene	0.005 U

BH8-11	12/1/2011 (2-4) ft BGS	12/1/2011 (6-8) ft BGS
SVOCs		
Benzo(a)anthracene	0.0076 U	0.0074 U
Benzo(a)pyrene	0.0076 U	0.0074 U
Benzo(b)fluoranthene	0.0076 U	0.0074 U
Biphenyl (1,1-Biphenyl)	0.057 U	0.056 U
Dibenzofuran	0.057 U	0.056 U
Naphthalene	0.0076 U	0.0074 U
Pentachlorophenol	0.17 U	0.17 U

G-15	10/3/1990 (18) ft BGS
VOCs	
Benzene	0.005 U

BH12-11	12/1/2011 (2-4) ft BGS	12/1/2011 (8-10) ft BGS
SVOCs		
Benzo(a)anthracene	0.0072 U	0.071 U
Benzo(a)pyrene	0.0072 U	0.042 J
Benzo(b)fluoranthene	0.0072 U	0.067 J
Biphenyl (1,1-Biphenyl)	0.054 U	0.53 U
Dibenzofuran	0.054 U	0.53 U
Naphthalene	0.0072 U	0.071 U
Pentachlorophenol	0.16 U	1.6 U

G-16	10/3/1990 (18) ft BGS
VOCs	
Benzene	0.005 U

BH33-13	2/18/2013 (0-2.5) ft BGS	2/18/2013 (12.5-15) ft BGS
SVOCs		
Benzo(a)anthracene	0.0078 U	0.013
Benzo(a)pyrene	0.0078 U	0.027
Benzo(b)fluoranthene	0.0078 U	0.026
Biphenyl (1,1-Biphenyl)	0.058 U	0.03 J
Dibenzofuran	0.058 U	0.021 J
Naphthalene	0.0078 U	0.067
Pentachlorophenol	0.17 U	0.16 U

G-3	11/18/2008 (0-2) FT
VOCs	
Benzene	0.006 U
Carbon tetrachloride	0.006 U
1,1-Dichloroethane	0.006 U
1,1-Dichloroethene	0.006 U
cis-1,2-Dichloroethene	0.006 U
Methylene chloride	0.006 U
1,1,2,2-Tetrachloroethane	0.006 U
Tetrachloroethene	0.006 U
1,1,1-Trichloroethane	0.006 U
Trichloroethene	0.006 U
Vinyl chloride	0.006 U

G-18	10/18/1990 (18) ft BGS
VOCs	
Benzene	0.005 U

G-20	10/18/1990 (18) ft BGS
VOCs	
Benzene	0.005 U

G-21	10/18/1990 (18) ft BGS
VOCs	
Benzene	0.005 U

G-22	10/18/1990 (18) ft BGS
VOCs	
Benzene	0.005 U

G-29	10/29/1990 (18) ft BGS
VOCs	
Benzene	0.005 U

G-30	10/29/1990 (18) ft BGS
VOCs	
Benzene	0.005 U

G-31	10/29/1990 (18) ft BGS
VOCs	
Benzene	0.005 U

G-2	11/18/2008 (0-2) FT
VOCs	
Benzene	0.0052 U
Carbon tetrachloride	0.0052 U
1,1-Dichloroethane	0.0052 U
1,1-Dichloroethene	0.0052 U
cis-1,2-Dichloroethene	0.0052 U
Methylene chloride	0.0052 U
1,1,2,2-Tetrachloroethane	0.0052 U
Tetrachloroethene	0.0052 U
1,1,1-Trichloroethane	0.0052 U
Trichloroethene	0.0052 U
Vinyl chloride	0.0052 U

BH35-13	2/18/2013 (0-2.5) ft BGS	2/18/2013 (15-16) ft BGS
SVOCs		
Benzo(a)anthracene	0.0075 U	0.0077 U/0.0077 U
Benzo(a)pyrene	0.0075 U	0.0077 U/0.0077 U
Benzo(b)fluoranthene	0.0075 U	0.0077 U/0.0077 U
Biphenyl (1,1-Biphenyl)	0.056 U	0.058 U/0.058 U
Dibenzofuran	0.056 U	0.058 U/0.058 U
Naphthalene	0.0075 U	0.0077 U/0.0077 U
Pentachlorophenol	0.17 U	0.17 U/0.17 U

BH11-11	12/1/2011 (14-16) ft BGS	12/1/2011 (16-18) ft BGS
SVOCs		
Benzo(a)anthracene	0.079 UJ	0.035 U/0.36 U
Benzo(a)pyrene	0.056 J	0.035 U/0.36 U
Benzo(b)fluoranthene	0.079 UJ	0.035 U/0.36 U
Biphenyl (1,1-Biphenyl)	0.62 J (A)	0.27 U/2.7 U
Dibenzofuran	0.081 J	0.27 U/2.7 U
Naphthalene	0.24 J (A)	0.035 U/0.36 U
Pentachlorophenol	1.8 UJ	0.8 U/8.1 U

BH37-13	2/19/2013 (0-2.5) ft BGS	2/19/2013 (15-16) ft BGS
SVOCs		
Benzo(a)anthracene	0.18	0.0074 U
Benzo(a)pyrene	0.2	0.0074 U
Benzo(b)fluoranthene	0.19	0.0074 U
Biphenyl (1,1-Biphenyl)	0.14 U	0.056 U
Dibenzofuran	0.03 J	0.056 U
Naphthalene	0.021	0.0074 U
Pentachlorophenol	0.6 (A)	0.17 U

BH14-11	11/30/2011 (2-4) ft BGS	11/30/2011 (5-10) ft BGS
SVOCs		
Benzo(a)anthracene	0.0074 U	0.045
Benzo(a)pyrene	0.0074 U	0.034
Benzo(b)fluoranthene	0.0074 U	0.051
Biphenyl (1,1-Biphenyl)	0.055 U	0.053 U
Dibenzofuran	0.055 U	0.025 J
Naphthalene	0.0074 U	0.035
Pentachlorophenol	0.17 U	0.16 U

BH15-11	11/30/2011 (0-2) ft BGS	11/30/2011 (4-6) ft BGS
SVOCs		
Benzo(a)anthracene	0.027	0.0073 U
Benzo(a)pyrene	0.021	0.0073 U
Benzo(b)fluoranthene	0.032	0.0073 U
Biphenyl (1,1-Biphenyl)	0.056 U	0.055 U
Dibenzofuran	0.01 J	0.055 U
Naphthalene	0.012	0.0073 U
Pentachlorophenol	0.17 U	0.17 U

0 20 40ft

LEGEND

- APPROXIMATE EXTENT OF AOI
- MONITORING WELL LOCATION
- BOREHOLE LOCATION
- RAILROAD
- FENCE

G-28	10/29/1990 (18) ft BGS
VOCs	
Benzene	0.005 U

- SAMPLE LOCATION
- SAMPLE DATE
- SAMPLE DEPTH
- RESULT (mg/kg)
- PARAMETER

EXCEEDANCE

	IDEM Residential Migration to Ground Water (MTG) Screening Levels A	IDEM Commercial/Industrial Direct Contact Screening Levels B	IDEM Excavation Direct Contact Screening Levels C
VOCs			
Benzene	0.051	54	750
Carbon tetrachloride	0.039	30	460
1,1-Dichloroethane	0.14	170	1700
1,1-Dichloroethene	0.05	1100	1200
cis-1,2-Dichloroethene	0.41	2000	2400
Methylene Chloride	0.025	3100	3300
1,1,2,2-Tetrachloroethane	0.0052	28	1900
Tetrachloroethene	0.045	170	170
1,1,1-Trichloroethane	1.4	640	640
Trichloroethene	0.036	20	34
Vinyl Chloride	0.014	17	660
SVOCs			
Benzo(a)anthracene	2.1	21	1300
Benzo(a)pyrene	4.7	2.1	130
Benzo(b)fluoranthene	7	21	1300
Biphenyl (1,1-Biphenyl)	0.17	210	350
Dibenzofuran	2.1	1000	1700
Naphthalene	0.092	180	1000
Pentachlorophenol	0.2	27	2000
PCBs			
Aroclor-1248 (PCB-1248)	1	7.4	460
Total PCBs	1.6	7.4	460
Metals			
Arsenic	5.9	24	640
Cadmium	7.5	800	1300
Chromium VI (hexavalent)	0.12	56	2400
Cobalt	4.3	300	520
Iron	5600	100000	100000
Lead	270	800	1000
Manganese	420	23000	39000

NOTES:
(1) IDEM Appendix A: Screening Levels Remediation Closure Guide - March 25, 2014
U - Not present at or above the associated value
J - Estimated concentration
ND - Non Detect (calculation)
- All Site structures shown have been demolished to grade

SCALE VERIFICATION

THIS BAR MEASURES 1" ON ORIGINAL. ADJUST SCALE ACCORDINGLY.

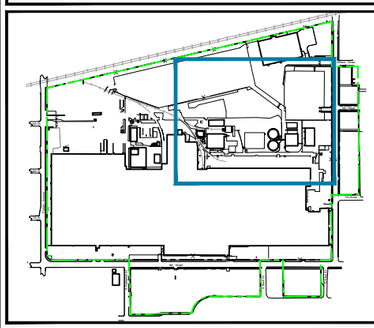

AOI 11.1: POWERHOUSE USTs (T-1 THROUGH T-8)

RFI REPORT

FORMER MANUAL TRANSMISSIONS OF MUNCIE FACILITY
MUNCIE, INDIANA

CONESTOGA-ROVERS & ASSOCIATES

Source Reference:

Project Manager:	Reviewed By:	Date:	
S.R.	J.B.	APRIL 2014	
Scale: 1:40	Project N°: 017324-T07	Report N°: 010	Drawing N°: figure 27

LEGEND

FENCE

APPROXIMATE LIMIT OF EXCAVATION

FORMER UNDERGROUND STORAGE TANK

GRAB SAMPLE LOCATION

T-9 West	12/9/1989
	-
VOCs	
Benzene	0.01 U

SAMPLE LOCATION
SAMPLE DATE
SAMPLE DEPTH
RESULT (mg/kg)
PARAMETER
EXCEEDANCE

N

0 10 30ft

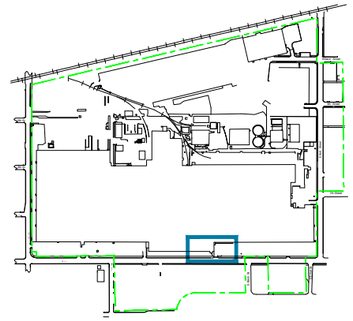

KEY MAP

	IDEM Residential Migration to Ground Water (MTG) Screening Levels A	IDEM Commercial/Industrial Direct Contact Screening Levels B	IDEM Excavation Direct Contact Screening Levels C
VOCs			
Benzene	0.051	54	750
Carbon tetrachloride	0.039	30	460
1,1-Dichloroethane	0.14	170	1700
1,1-Dichloroethene	0.05	1100	1200
cis-1,2-Dichloroethene	0.41	2000	2400
Methylene Chloride	0.025	3100	3300
1,1,2,2-Tetrachloroethane	0.0052	28	1900
Tetrachloroethene	0.045	170	170
1,1,1-Trichloroethane	1.4	640	640
Trichloroethene	0.036	20	34
Vinyl Chloride	0.014	17	660
SVOCs			
Benzo(a)anthracene	2.1	21	1300
Benzo(a)pyrene	4.7	2.1	130
Benzo(b)fluoranthene	7	21	1300
Biphenyl (1,1-Biphenyl)	0.17	210	350
Dibenzofuran	2.1	1000	1700
Naphthalene	0.092	180	1000
Pentachlorophenol	0.2	27	2000
PCBs			
Aroclor-1248 (PCB-1248)	1	7.4	460
Total PCBs	1.6	7.4	460
Metals			
Arsenic	5.9	24	640
Cadmium	7.5	800	1300
Chromium VI (hexavalent)	0.12	56	2400
Cobalt	4.3	300	520
Iron	5600	100000	100000
Lead	270	800	1000
Manganese	420	23000	39000

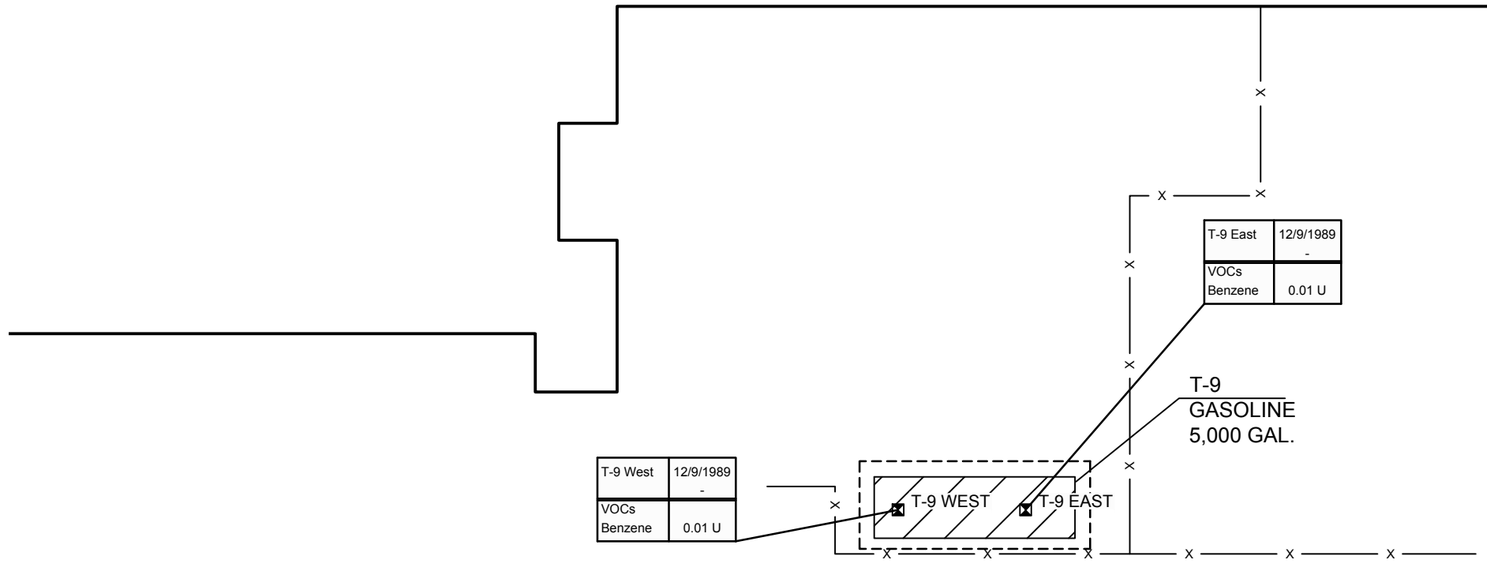

NOTES:
(1) IDEM Appendix A: Screening Levels Remediation Closure Guide - March 25, 2014
U - Not present at or above the associated value
J - Estimated concentration
ND - Non Detect (calculation)
- All Site structures shown have been demolished to grade

figure 28

AOI 11.2: GASOLINE UST (T-9)
RFI REPORT
FORMER MANUAL TRANSMISSIONS OF MUNCIE FACILITY
Muncie, Indiana

LEGEND

FENCE

APPROXIMATE LIMIT OF EXCAVATION

FORMER UNDERGROUND STORAGE TANK

GRAB SAMPLE LOCATION

T-10-T-11 North	12/9/1989
	-
VOCs Benzene	0.01 U

SAMPLE LOCATION
SAMPLE DATE
SAMPLE DEPTH
RESULT (mg/kg)
PARAMETER

EXCEEDANCE

0 10 30ft

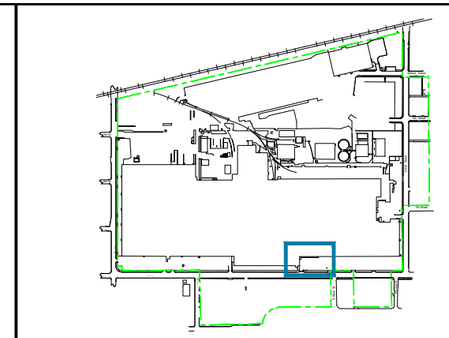

KEY MAP

	IDEM Residential Migration to Ground Water (MTG) Screening Levels A	IDEM Commercial/Industrial Direct Contact Screening Levels B	IDEM Excavation Direct Contact Screening Levels C
VOCs			
Benzene	0.051	54	750
Carbon tetrachloride	0.039	30	460
1,1-Dichloroethane	0.14	170	1700
1,1-Dichloroethene	0.05	1100	1200
cis-1,2-Dichloroethene	0.41	2000	2400
Methylene Chloride	0.025	3100	3300
1,1,2,2-Tetrachloroethane	0.0052	28	1900
Tetrachloroethene	0.045	170	170
1,1,1-Trichloroethane	1.4	640	640
Trichloroethene	0.036	20	34
Vinyl Chloride	0.014	17	660
SVOCs			
Benzo(a)anthracene	2.1	21	1300
Benzo(a)pyrene	4.7	2.1	130
Benzo(b)fluoranthene	7	21	1300
Biphenyl (1,1-Biphenyl)	0.17	210	350
Dibenzofuran	2.1	1000	1700
Naphthalene	0.092	180	1000
Pentachlorophenol	0.2	27	2000
PCBs			
Aroclor-1248 (PCB-1248)	1	7.4	460
Total PCBs	1.6	7.4	460
Metals			
Arsenic	5.9	24	640
Cadmium	7.5	800	1300
Chromium VI (hexavalent)	0.12	56	2400
Cobalt	4.3	300	520
Iron	5600	100000	100000
Lead	270	800	1000
Manganese	420	23000	39000

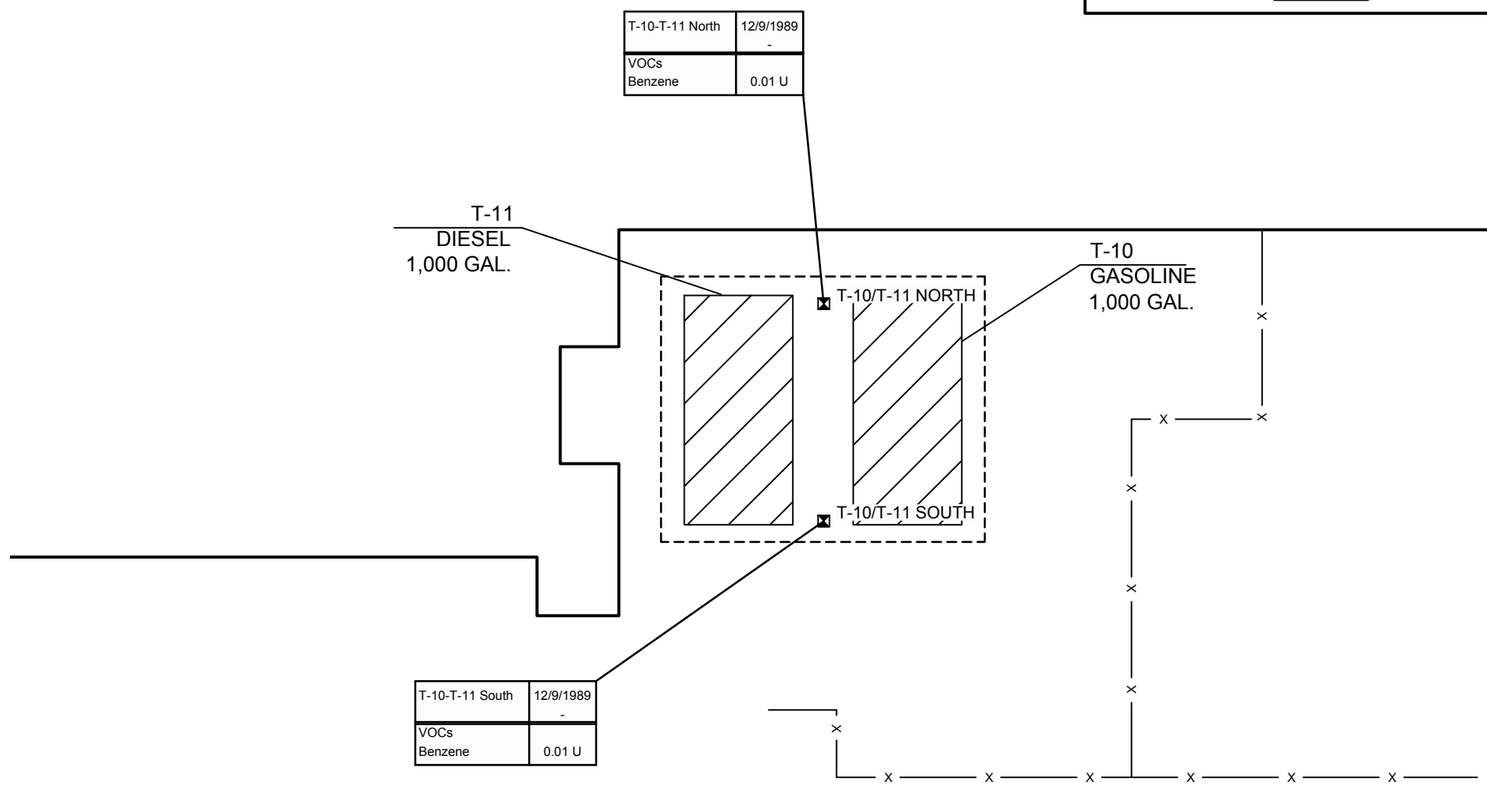

NOTES:
(1) IDEM Appendix A: Screening Levels Remediation Closure Guide - March 25, 2014
U - Not present at or above the associated value
J - Estimated concentration
ND - Non Detect (calculation)
- All Site structures shown have been demolished to grade

figure 29

AOI 11.3: GASOLINE UST (T-10) AND DIESEL UST (T-11)
RFI REPORT
FROMER MANUAL TRANSMISSIONS OF MUNCIE FACILITY
Muncie, Indiana

LEGEND

- RAILROAD
- FENCE
- GRAB SAMPLE LOCATION
- APPROXIMATE LIMIT OF EXCAVATION

N

0 40 80ft

GS-1(T-12)	12/17/1990 (5.5) ft BGS
VOCs Benzene	0.005 U

- SAMPLE LOCATION
- SAMPLE DATE
- SAMPLE DEPTH
- RESULT (mg/kg)
- PARAMETER

EXCEEDANCE

	IDEM Residential Migration to Ground Water (MTG) Screening Levels A	IDEM Commercial/Industrial Direct Contact Screening Levels B	IDEM Excavation Direct Contact Screening Levels C
VOCs			
Benzene	0.051	54	750
Carbon tetrachloride	0.039	30	460
1,1-Dichloroethane	0.14	170	1700
1,1-Dichloroethene	0.05	1100	1200
cis-1,2-Dichloroethene	0.41	2000	2400
Methylene Chloride	0.025	3100	3300
1,1,2,2-Tetrachloroethane	0.0052	28	1900
Tetrachloroethene	0.045	170	170
1,1,1-Trichloroethane	1.4	640	640
Trichloroethene	0.036	20	34
Vinyl Chloride	0.014	17	660
SVOCs			
Benzo(a)anthracene	2.1	21	1300
Benzo(a)pyrene	4.7	2.1	130
Benzo(b)fluoranthene	7	21	1300
Biphenyl (1,1-Biphenyl)	0.17	210	350
Dibenzofuran	2.1	1000	1700
Naphthalene	0.092	180	1000
Pentachlorophenol	0.2	27	2000
PCBs			
Aroclor-1248 (PCB-1248)	1	7.4	460
Total PCBs	1.6	7.4	460
Metals			
Arsenic	5.9	24	640
Cadmium	7.5	800	1300
Chromium VI (hexavalent)	0.12	56	2400
Cobalt	4.3	300	520
Iron	5600	100000	100000
Lead	270	800	1000
Manganese	420	23000	39000

NOTES:
(1) IDEM Appendix A: Screening Levels Remediation Closure Guide - March 25, 2014
U - Not present at or above the associated value
J - Estimated concentration
ND - Non Detect (calculation)
- All Site structures shown have been demolished to grade

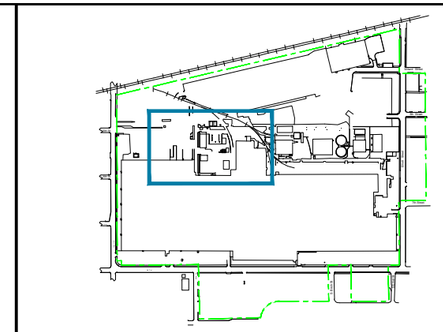

KEY MAP

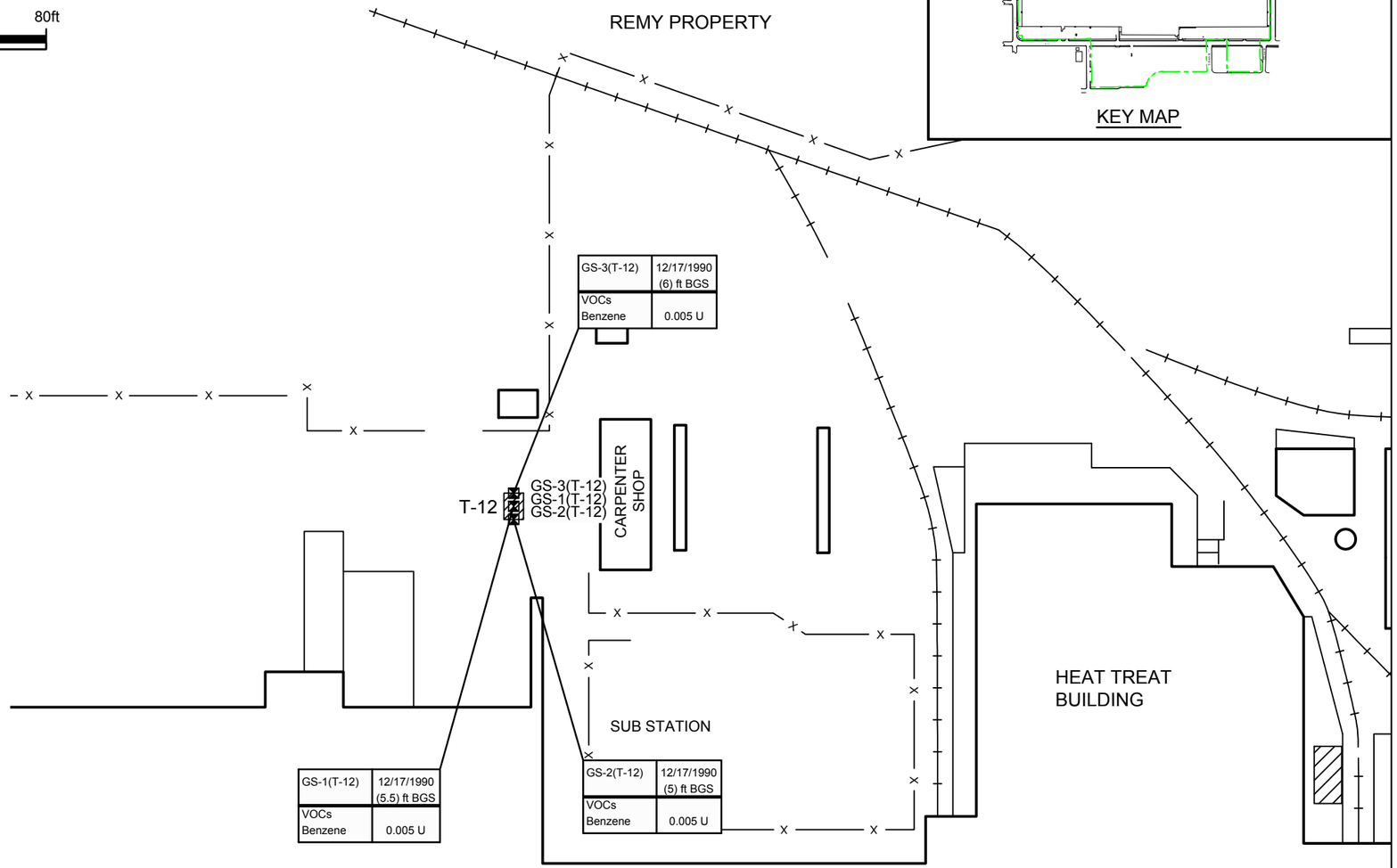

figure 30

AOI 11.4: GASOLINE UST (T-12)
RFI REPORT
FORMER MANUAL TRANSMISSIONS OF MUNCIE FACILITY
Muncie, Indiana

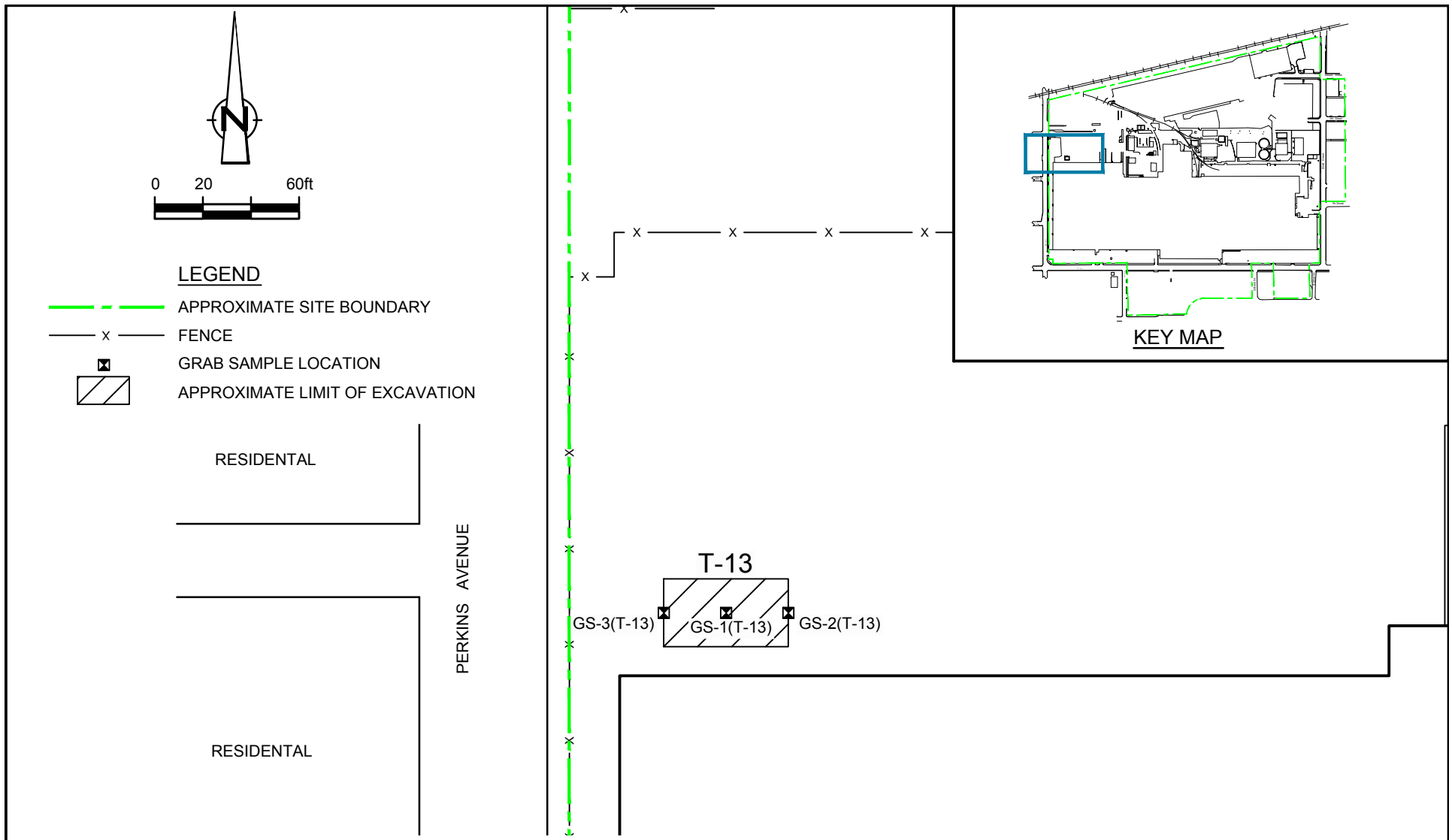

figure 31

AOI 11.5: QUENCH OIL UST (T-13)
RFI REPORT
FORMER MANUAL TRANSMISSIONS OF MUNCIE FACILITY
Muncie, Indiana

017324-T07(010)GN-SC031 APR 16/2014

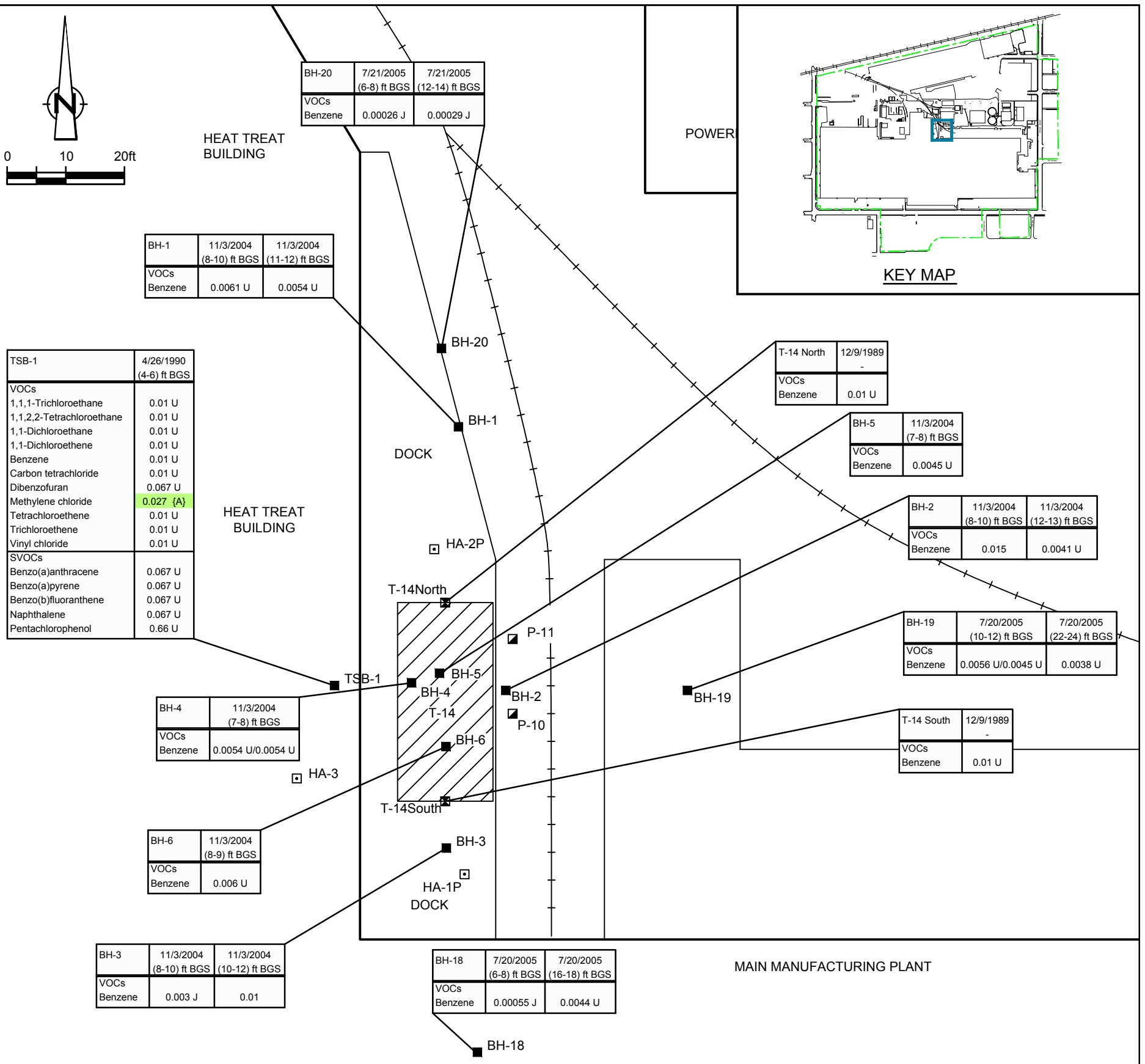

LEGEND

- GRAB SAMPLE LOCATION
- HAND AUGER/CORE LOCATION
- PROBE SAMPLE LOCATION
- SOIL BORING LOCATION
- BUILDING
- RAILROAD
- APPROXIMATE LIMIT OF EXCAVATION

BH-6	11/3/2004	← SAMPLE DATE
	(8-9) ft BGS	← SAMPLE DEPTH
VOCs Benzene	0.006 U	← RESULT

SAMPLE LOCATION
PARAMETER

EXCEEDANCE

NOTES:
(1) IDEM Appendix A: Screening Levels Remediation Closure Guide - March 25, 2014
U - Not present at or above the associated value
J - Estimated concentration
ND - Non Detect (calculation)
- All Site structures shown have been demolished to grade

	IDEM Residential Migration to Ground Water (MTG) Screening Levels A	IDEM Commercial/Industrial Direct Contact Screening Levels B	IDEM Excavation Direct Contact Screening Levels C
VOCs			
Benzene	0.051	54	750
Carbon tetrachloride	0.039	30	460
1,1-Dichloroethane	0.14	170	1700
1,1-Dichloroethene	0.05	1100	1200
cis-1,2-Dichloroethene	0.41	2000	2400
Methylene Chloride	0.025	3100	3300
1,1,2,2-Tetrachloroethane	0.0052	28	1900
Tetrachloroethene	0.045	170	170
1,1,1-Trichloroethane	1.4	640	640
Trichloroethene	0.036	20	34
Vinyl Chloride	0.014	17	660
SVOCs			
Benzo(a)anthracene	2.1	21	1300
Benzo(a)pyrene	4.7	2.1	130
Benzo(b)fluoranthene	7	21	1300
Biphenyl (1,1-Biphenyl)	0.17	210	350
Dibenzofuran	2.1	1000	1700
Naphthalene	0.092	180	1000
Pentachlorophenol	0.2	27	2000
PCBs			
Aroclor-1248 (PCB-1248)	1	7.4	460
Total PCBs	1.6	7.4	460
Metals			
Arsenic	5.9	24	640
Cadmium	7.5	800	1300
Chromium VI (hexavalent)	0.12	56	2400
Cobalt	4.3	300	520
Iron	5600	100000	100000
Lead	270	800	1000
Manganese	420	23000	39000

figure 32

AOI 11.6: QUENCH OIL UST (T-14)
RFI REPORT
FORMER MANUAL TRANSMISSIONS OF MUNCIE FACILITY
Muncie, Indiana

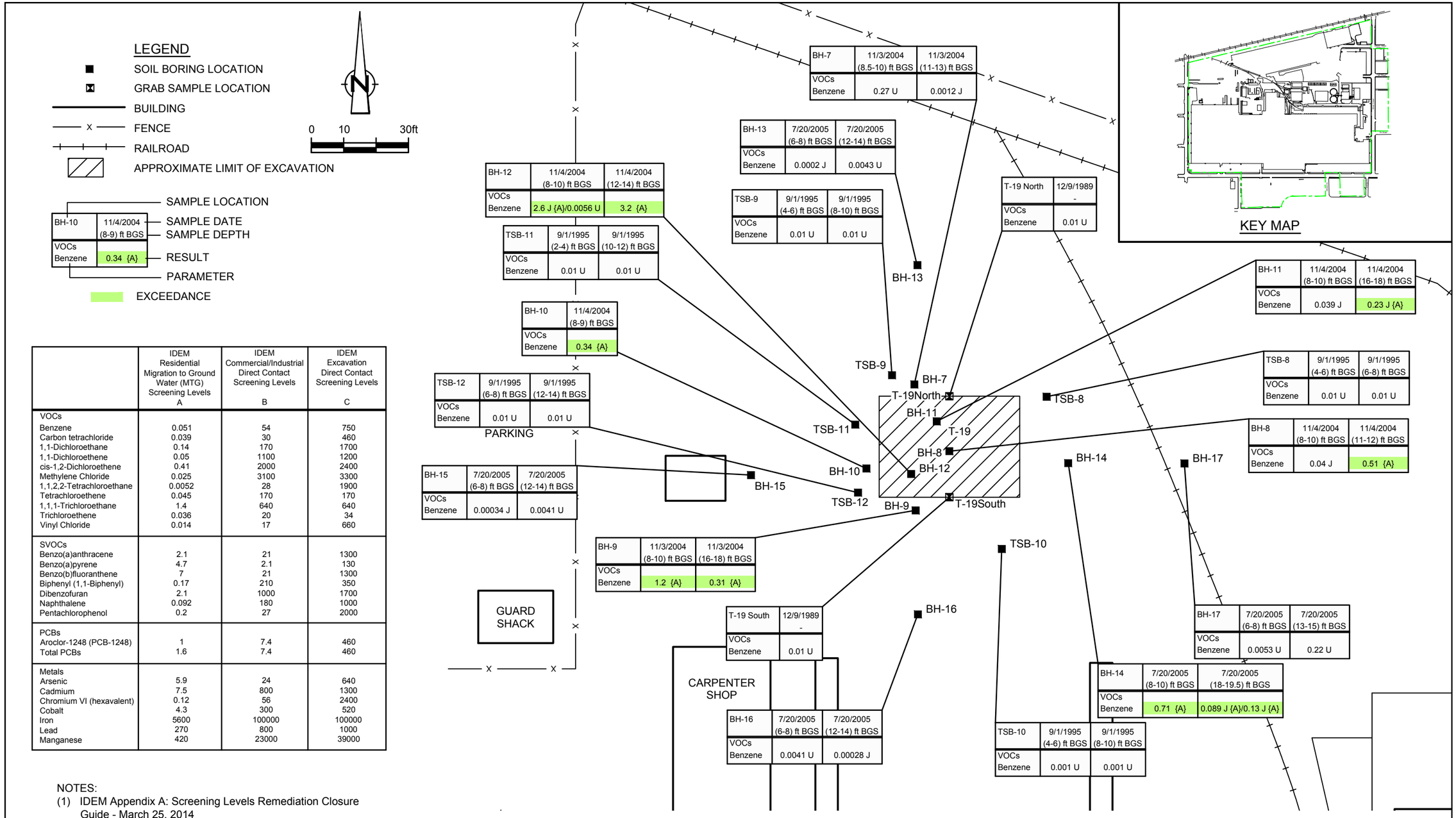

	IDEM Residential Migration to Ground Water (MTG) Screening Levels A	IDEM Commercial/Industrial Direct Contact Screening Levels B	IDEM Excavation Direct Contact Screening Levels C
VOCs			
Benzene	0.051	54	750
Carbon tetrachloride	0.039	30	460
1,1-Dichloroethane	0.14	170	1700
1,1-Dichloroethene	0.05	1100	1200
cis-1,2-Dichloroethene	0.41	2000	2400
Methylene Chloride	0.025	3100	3300
1,1,2,2-Tetrachloroethane	0.0052	28	1900
Tetrachloroethene	0.045	170	170
1,1,1-Trichloroethane	1.4	640	640
Trichloroethene	0.036	20	34
Vinyl Chloride	0.014	17	660
SVOCs			
Benzo(a)anthracene	2.1	21	1300
Benzo(a)pyrene	4.7	2.1	130
Benzo(b)fluoranthene	7	21	1300
Biphenyl (1,1-Biphenyl)	0.17	210	350
Dibenzofuran	2.1	1000	1700
Naphthalene	0.092	180	1000
Pentachlorophenol	0.2	27	2000
PCBs			
Aroclor-1248 (PCB-1248)	1	7.4	460
Total PCBs	1.6	7.4	460
Metals			
Arsenic	5.9	24	640
Cadmium	7.5	800	1300
Chromium VI (hexavalent)	0.12	56	2400
Cobalt	4.3	300	520
Iron	5600	100000	100000
Lead	270	800	1000
Manganese	420	23000	39000

NOTES:
(1) IDEM Appendix A: Screening Levels Remediation Closure Guide - March 25, 2014
U - Not present at or above the associated value
J - Estimated concentration
ND - Non Detect (calculation)
- All Site structures shown have been demolished to grade

figure 33

AOI 11.9: FUEL OIL UST (T-19)
RFI REPORT
FORMER MANUAL TRANSMISSIONS OF MUNCIE FACILITY
Muncie, Indiana

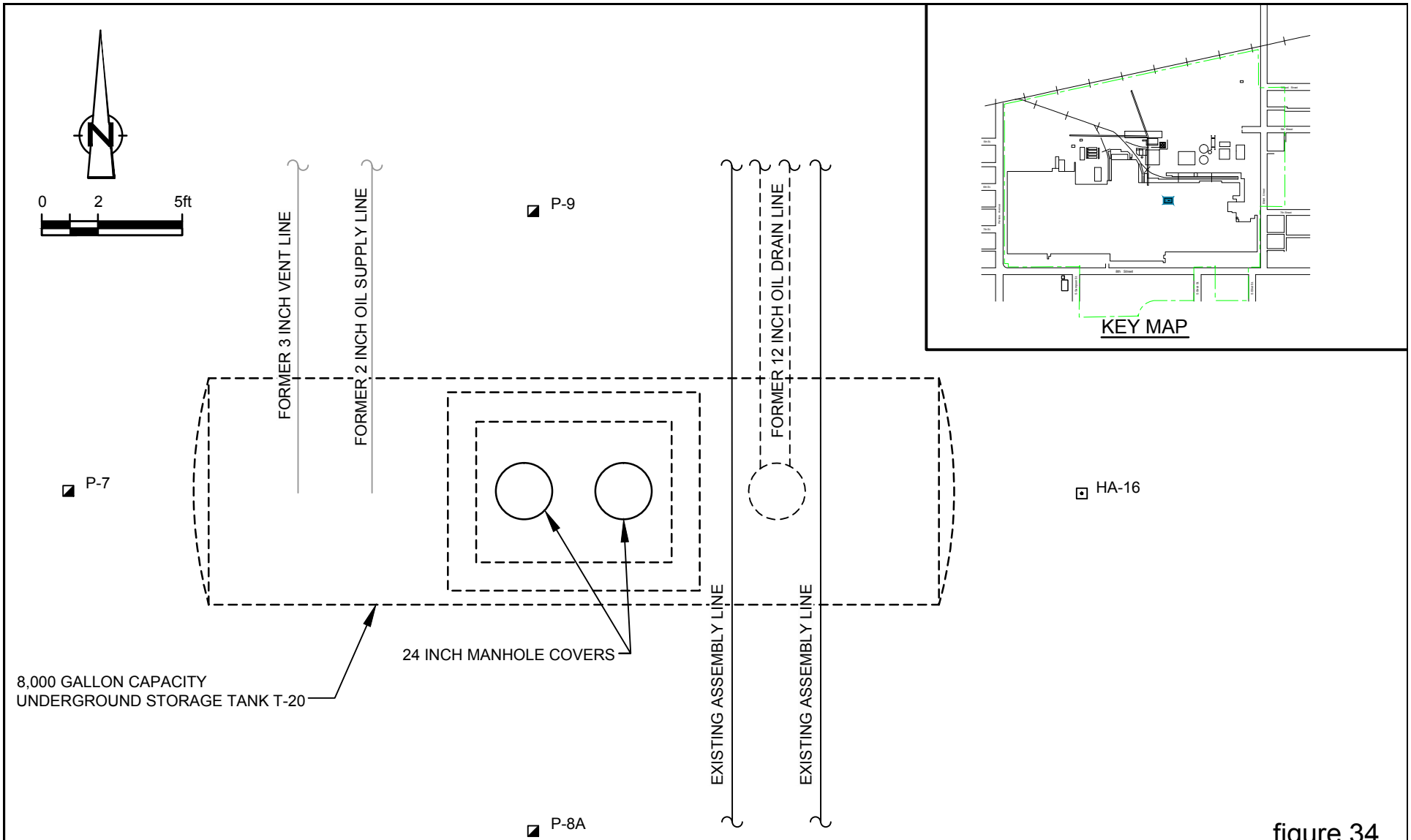

figure 34

AOI 11.10: QUENCH OIL UST (T-20)
RFI REPORT
FORMER MANUAL TRANSMISSIONS OF MUNCIE FACILITY
Muncie, Indiana

LEGEND

- PROBE SAMPLE LOCATION
- HAND AUGER/CORE LOCATION

CRA

017324-T07(010)GN-SC034 APR 16/2014

SB-51	11/18/2008 (6-8) FT
VOCs	
Benzene	0.005 U
Carbon tetrachloride	0.005 U
1,1-Dichloroethane	0.005 U
1,1-Dichloroethene	0.005 U
cis-1,2-Dichloroethene	0.005 U
Methylene chloride	0.005 U
1,1,2,2-Tetrachloroethane	0.005 U
Tetrachloroethene	0.019
1,1,1-Trichloroethane	0.005 U
Trichloroethene	0.005 U
Vinyl chloride	0.005 U
SVOCs	
Benzo(a)anthracene	9.8 U
Benzo(a)pyrene	9.8 U
Benzo(b)fluoranthene	9.8 U
Biphenyl (1,1-Biphenyl)	9.8 U
Dibenzofuran	9.8 U
Naphthalene	9.8 U
Pentachlorophenol	9.8 U
PCBs	
Aroclor-1248 (PCB-1248)	0.2 U
Total PCBs	ND
Metals	
Arsenic	4.6
Cadmium	0.60 U
Cobalt	6.0 U
Iron	11100 (A)
Lead	7.5
Manganese	258

SB-55	11/18/2008 (6-8) FT
SVOCs	
Benzo(a)anthracene	0.37 U
Benzo(a)pyrene	0.37 U
Benzo(b)fluoranthene	0.37 U
Biphenyl (1,1-Biphenyl)	0.37 U
Dibenzofuran	0.37 U
Naphthalene	0.37 U
Pentachlorophenol	0.37 U
PCBs	
Aroclor-1248 (PCB-1248)	0.037 U
Total PCBs	ND
Metals	
Arsenic	3.2
Cadmium	0.56 U
Cobalt	5.6 U
Iron	5580
Lead	6.5
Manganese	143

SB-10	1/1/1988 (0-5) ft BGS	1/1/1988 (5-10) ft BGS	1/1/1988 (10-15) ft BGS
SVOCs			
Benzo(a)anthracene	0.4 U	0.4 U	0.4 U
Benzo(a)pyrene	0.4 U	0.4 U	0.4 U
Benzo(b)fluoranthene	0.4 U	0.4 U	0.4 U
Naphthalene	0.4 U	0.4 U	0.4 U
Pentachlorophenol	2 U	2 U	2 U
PCBs			
Aroclor-1248 (PCB-1248)	7 U	7 U	7 U
Total PCBs	7 U	7 U	7 U
Metals			
Arsenic	5	3	2
Cadmium	1 U	1 U	1 U
Lead	1 U	1 U	1 U

SB-56	11/18/2008 (6-8) FT
VOCs	
Benzene	0.0047 U
Carbon tetrachloride	0.0047 U
1,1-Dichloroethane	0.0047 U
1,1-Dichloroethene	0.0047 U
cis-1,2-Dichloroethene	0.0047 U
Methylene chloride	0.0047 U
1,1,2,2-Tetrachloroethane	0.0047 U
Tetrachloroethene	0.0047 U
1,1,1-Trichloroethane	0.0047 U
Trichloroethene	0.0047 U
Vinyl chloride	0.0047 U
SVOCs	
Benzo(a)anthracene	0.38 U
Benzo(a)pyrene	0.38 U
Benzo(b)fluoranthene	0.38 U
Biphenyl (1,1-Biphenyl)	0.38 U
Dibenzofuran	0.38 U
Naphthalene	0.38 U
Pentachlorophenol	0.38 U
PCBs	
Aroclor-1248 (PCB-1248)	0.038 U
Total PCBs	ND
Metals	
Arsenic	4.6
Cadmium	0.57 U
Cobalt	5.7 U
Iron	9610 (A)
Lead	8.1
Manganese	246

SB-68	11/20/2008 (6-8) FT
VOCs	
Benzene	0.004 U
Carbon tetrachloride	0.004 U
1,1-Dichloroethane	0.004 U
1,1-Dichloroethene	0.004 U
cis-1,2-Dichloroethene	0.004 U
Methylene chloride	0.014
1,1,2,2-Tetrachloroethane	0.004 U
Tetrachloroethene	0.004 U
1,1,1-Trichloroethane	0.004 U
Trichloroethene	0.004 U
Vinyl chloride	0.004 U
SVOCs	
Benzo(a)anthracene	0.36 U
Benzo(a)pyrene	0.36 U
Benzo(b)fluoranthene	0.36 U
Biphenyl (1,1-Biphenyl)	0.36 U
Dibenzofuran	0.36 U
Naphthalene	0.36 U
Pentachlorophenol	0.36 U
PCBs	
Aroclor-1248 (PCB-1248)	0.036 U
Total PCBs	ND
Metals	
Arsenic	2.6
Cadmium	0.55 U
Cobalt	5.5 U
Iron	7790 (A)
Lead	2.5
Manganese	189

SB-67	11/20/2008 (6-8) FT
VOCs	
Benzene	0.26 U
Carbon tetrachloride	0.26 U
1,1-Dichloroethane	0.26 U
1,1-Dichloroethene	0.26 U
cis-1,2-Dichloroethene	0.26 U
Methylene chloride	0.26 U
1,1,2,2-Tetrachloroethane	0.26 U
Tetrachloroethene	0.26 U
1,1,1-Trichloroethane	0.26 U
Trichloroethene	0.26 U
Vinyl chloride	0.26 U
SVOCs	
Benzo(a)anthracene	0.36 U
Benzo(a)pyrene	0.36 U
Benzo(b)fluoranthene	0.36 U
Biphenyl (1,1-Biphenyl)	0.36 U
Dibenzofuran	0.36 U
Naphthalene	0.36 U
Pentachlorophenol	0.36 U
PCBs	
Aroclor-1248 (PCB-1248)	0.036 U
Total PCBs	ND
Metals	
Arsenic	3.4
Cadmium	0.55 U
Cobalt	5.5 U
Iron	6420 (A)
Lead	4.0
Manganese	104

SB-54	11/18/2008 (6-8) FT
VOCs	
Benzene	0.0044 U
Carbon tetrachloride	0.0044 U
1,1-Dichloroethane	0.0044 U
1,1-Dichloroethene	0.0044 U
cis-1,2-Dichloroethene	0.0044 U
Methylene chloride	0.0044 U
1,1,2,2-Tetrachloroethane	0.0044 U
Tetrachloroethene	0.0044 U
1,1,1-Trichloroethane	0.0044 U
Trichloroethene	0.0044 U
Vinyl chloride	0.0044 U
SVOCs	
Benzo(a)anthracene	9.1 U
Benzo(a)pyrene	9.1 U
Benzo(b)fluoranthene	9.1 U
Biphenyl (1,1-Biphenyl)	9.1 U
Dibenzofuran	9.1 U
Naphthalene	9.1 U
Pentachlorophenol	9.1 U
PCBs	
Aroclor-1248 (PCB-1248)	0.37 U
Total PCBs	ND
Metals	
Arsenic	3.4
Cadmium	0.55 U
Cobalt	5.5 U
Iron	5910 (A)
Lead	3.9
Manganese	151

HC-6	1/1/1988 (0-5) ft BGS
SVOCs	
Benzo(a)anthracene	40 U
Benzo(a)pyrene	40 U
Benzo(b)fluoranthene	40 U
Naphthalene	40 U
Pentachlorophenol	200 U
PCBs	
Aroclor-1248 (PCB-1248)	700 U
Total PCBs	700 U

SB-58	11/18/2008 (6-8) FT	11/18/2008 (8-10) FT
VOCs		
Benzene	0.0046 U	0.0042 U
Carbon tetrachloride	0.0046 U	0.0042 U
1,1-Dichloroethane	0.0046 U	0.0042 U
1,1-Dichloroethene	0.0046 U	0.0042 U
cis-1,2-Dichloroethene	0.0046 U	0.0042 U
Methylene chloride	0.0077	0.0042 U
1,1,2,2-Tetrachloroethane	0.0046 U	0.0042 U
Tetrachloroethene	0.083 (A)	0.0068
1,1,1-Trichloroethane	0.0046 U	0.0042 U
Trichloroethene	0.0046 U	0.0042 U
Vinyl chloride	0.0046 U	0.0042 U
SVOCs		
Benzo(a)anthracene	17 U	0.37 U
Benzo(a)pyrene	17 U	0.37 U
Benzo(b)fluoranthene	17 U	0.37 U
Biphenyl (1,1-Biphenyl)	17 U	0.37 U
Dibenzofuran	17 U	0.37 U
Naphthalene	17 U	0.37 U
Pentachlorophenol	17 U	0.37 U
PCBs		
Aroclor-1248 (PCB-1248)	0.35 U	0.037 U
Total PCBs	ND	ND
Metals		
Arsenic	2.9	3.4
Cadmium	0.53 U	0.56 U
Cobalt	5.3 U	5.6 U
Iron	6600 (A)	7840 (A)
Lead	4.1	4.5
Manganese	164	180

HC-5	1/1/1988 (0-5) ft BGS
SVOCs	
Benzo(a)anthracene	0.4 U
Benzo(a)pyrene	0.4 U
Benzo(b)fluoranthene	0.4 U
Pentachlorophenol	2 U
PCBs	
Aroclor-1248 (PCB-1248)	700 U
Total PCBs	700 U

SB-63	11/20/2008 (6-8) FT
VOCs	
Benzene	0.0057 U
Carbon tetrachloride	0.0057 U
1,1-Dichloroethane	0.0057 U
1,1-Dichloroethene	0.0057 U
cis-1,2-Dichloroethene	0.0057 U
Methylene chloride	0.024
1,1,2,2-Tetrachloroethane	0.0057 U
Tetrachloroethene	0.0057 U
1,1,1-Trichloroethane	0.0057 U
Trichloroethene	0.0057 U
Vinyl chloride	0.0057 U
SVOCs	
Benzo(a)anthracene	0.43 U
Benzo(a)pyrene	0.43 U
Benzo(b)fluoranthene	0.43 U
Biphenyl (1,1-Biphenyl)	0.43 U
Dibenzofuran	0.43 U
Naphthalene	0.43 U
Pentachlorophenol	0.43 U
PCBs	
Aroclor-1248 (PCB-1248)	0.043 U
Total PCBs	ND
Metals	
Arsenic	22.1 (A)
Cadmium	0.65 U
Cobalt	6.5 U
Iron	43600 (A)
Lead	19.2
Manganese	148

SB-60	11/18/2008 (6-8) FT
VOCs	
Benzene	0.0042 U
Carbon tetrachloride	0.0042 U
1,1-Dichloroethane	0.0042 U
1,1-Dichloroethene	0.0042 U
cis-1,2-Dichloroethene	0.0042 U
Methylene chloride	0.0042 U
1,1,2,2-Tetrachloroethane	0.0042 U
Tetrachloroethene	0.0042 U
1,1,1-Trichloroethane	0.0042 U
Trichloroethene	0.0042 U
Vinyl chloride	0.0042 U
SVOCs	
Benzo(a)anthracene	0.36 U
Benzo(a)pyrene	0.36 U
Benzo(b)fluoranthene	0.36 U
Biphenyl (1,1-Biphenyl)	0.36 U
Dibenzofuran	0.36 U
Naphthalene	0.36 U
Pentachlorophenol	0.36 U
PCBs	
Aroclor-1248 (PCB-1248)	0.036 U
Total PCBs	ND
Metals	
Arsenic	7.7 (A)
Cadmium	0.54 U
Cobalt	5.4 U
Iron	16500 (A)
Lead	6.1
Manganese	318

SB-61	11/18/2008 (6-8) FT
VOCs	
Benzene	0.0052 U
Carbon tetrachloride	0.0052 U
1,1-Dichloroethane	0.0052 U
1,1-Dichloroethene	0.0052 U
cis-1,2-Dichloroethene	0.0052 U
Methylene chloride	0.0052 U
1,1,2,2-Tetrachloroethane	0.0052 U
Tetrachloroethene	0.0052 U
1,1,1-Trichloroethane	0.0052 U
Trichloroethene	0.0052 U
Vinyl chloride	0.0052 U
SVOCs	
Benzo(a)anthracene	0.35 U
Benzo(a)pyrene	0.35 U
Benzo(b)fluoranthene	0.35 U
Biphenyl (1,1-Biphenyl)	0.35 U
Dibenzofuran	0.35 U
Naphthalene	0.35 U
Pentachlorophenol	0.35 U
PCBs	
Aroclor-1248 (PCB-1248)	0.035 U
Total PCBs	ND
Metals	
Arsenic	2.4
Cadmium	0.53 U
Cobalt	5.3 U
Iron	3790
Lead	3.7
Manganese	184

SB-52	11/18/2008 (6-8) FT
VOCs	
Benzene	0.0049 U/0.0047 U
Carbon tetrachloride	0.0049 U/0.0047 U
1,1-Dichloroethane	0.0049 U/0.0047 U
1,1-Dichloroethene	0.0049 U/0.0047 U
cis-1,2-Dichloroethene	0.0049 U/0.0047 U
Methylene chloride	0.0049 U/0.0058
1,1,2,2-Tetrachloroethane	0.0049 U/0.0047 U
Tetrachloroethene	0.022/0.26 U
1,1,1-Trichloroethane	0.0049 U/0.0047 U
Trichloroethene	0.0049 U/0.0047
Vinyl chloride	0.0049 U/0.0047 U
SVOCs	
Benzo(a)anthracene	19 U/19 U
Benzo(a)pyrene	19 U/19 U
Benzo(b)fluoranthene	19 U/19 U
Biphenyl (1,1-Biphenyl)	19 U/19 U
Dibenzofuran	19 U/19 U
Naphthalene	19 U/19 U
Pentachlorophenol	19 U/19 U
PCBs	
Aroclor-1248 (PCB-1248)	0.48/0.42
Total PCBs	0.48/0.42
Metals	
Arsenic	4.2/4.0
Cadmium	0.56 U/0.56 U
Cobalt	5.6 U/5.6 U
Iron	6830 (A)/7130 (A)
Lead	4.8/7.2
Manganese	180/179

SB-64	11/20/2008 (6-8) FT
VOCs	
Benzene	0.0046 U
Carbon tetrachloride	0.0046 U
1,1-Dichloroethane	0.0046 U
1,1-Dichloroethene	0.0046 U
cis-1,2-Dichloroethene	0.0046 U
Methylene chloride	0.014
1,1,2,2-Tetrachloroethane	0.0046 U
Tetrachloroethene	0.0046 U
1,1,1-Trichloroethane	0.0046 U
Trichloroethene	0.0046 U
Vinyl chloride	0.0046 U
SVOCs	
Benzo(a)anthracene	1.5
Benzo(a)pyrene	1.2
Benzo(b)fluoranthene	1.6
Biphenyl (1,1-Biphenyl)	0.94 U
Dibenzofuran	0.94 U
Naphthalene	0.94 U
Pentachlorophenol	0.94 U
PCBs	
Aroclor-1248 (PCB-1248)	0.038 U
Total PCBs	ND
Metals	
Arsenic	3.8
Cadmium	0.57 U
Cobalt	5.7 U
Iron	6990 (A)
Lead	7.1
Manganese	182

SB-53	11/18/2008 (6-8) FT
SVOCs	
Benzo(a)anthracene	0.46
Benzo(a)pyrene	0.39
Benzo(b)fluoranthene	0.53
Biphenyl (1,1-Biphenyl)	0.39 U
Dibenzofuran	0.39 U
Naphthalene	0.39 U
Pentachlorophenol	0.39 U
PCBs	
Aroclor-1248 (PCB-1248)	0.039 U
Total PCBs	ND
Metals	
Arsenic	4.6
Cadmium	0.59 U
Cobalt	5.9 U
Iron	9640 (A)
Lead	12.0
Manganese	239

SB-13	1/1/1988 (0-5) ft BGS	1/1/1988 (5-10) ft BGS	1/1/1988 (10-15) ft BGS	1/1/1989 (5.5-7.5) ft BGS
VOCs				
Benzene	-	-	-	0.005 U
Carbon tetrachloride	-	-	-	0.005 U
1,1-Dichloroethane	-	-	-	0.005 U
1,1-Dichloroethene	-	-	-	0.005 U
Methylene chloride	-	-	-	0.005 U
1,1,2,2-Tetrachloroethane	-	-	-	0.005 U
Tetrachloroethene	-	-	-	0.005 U
1,1,1-Trichloroethane	-	-	-	0.005 U
Trichloroethene	-	-	-	0.005 U
Vinyl chloride	-	-	-	0.01 U
SVOCs				
Benzo(a)anthracene	0.4 U	0.4 U	0.4 U	-
Benzo(a)pyrene	0.4 U	0.4 U	0.4 U	-
Benzo(b)fluoranthene	0.4 U	0.4 U	0.4 U	-
Naphthalene	0.4 U	0.4 U	0.4 U	-
Pentachlorophenol	2 U	2 U	2 U	-
PCBs				
Aroclor-1248 (PCB-1248)	7 U	7 U	7 U	-
Total PCBs	7 U	7 U	7 U	-
Metals				
Arsenic	3	4	4	-
Cadmium	1 U	1 U	1 U	-
Lead	1 U	1 U	1 U	-

HC-7	1/1/1988 (0-5) ft BGS
SVOCs	
Benzo(a)anthracene	40 U
Benzo(a)pyrene	40 U
Benzo(b)fluoranthene	40 U
Naphthalene	40 U
Pentachlorophenol	200 U
PCBs	
Aroclor-1248 (PCB-1248)	700 U
Total PCBs	700 U

SB-62	11/20/2008 (6-8) FT
VOCs	
Benzene	0.0044 U
Carbon tetrachloride	0.0044 U
1,1-Dichloroethane	0.0044 U
1,1-Dichloroethene	0.0044 U
cis-1,2-Dichloroethene	0.0044 U
Methylene chloride	0.018
1,1,2,2-Tetrachloroethane	0.0044 U
Tetrachloroethene	0.0044 U
1,1,1-Trichloroethane	0.0044 U
Trichloroethene	0.0044 U
Vinyl chloride	0.0044 U
SVOCs	
Benzo(a)anthracene	0.37 U
Benzo(a)pyrene	0.37 U
Benzo(b)fluoranthene	0.37 U
Biphenyl (1,1-Biphenyl)	0.37 U
Dibenzofuran	0.37 U
Naphthalene	0.37 U
Pentachlorophenol	0.37 U
PCBs	
Aroclor-1248 (PCB-1248)	0.037 U
Total PCBs	ND
Metals	
Arsenic	4.6
Cadmium	0.56 U
Cobalt	5.6 U
Iron	9550 (A)
Lead	6.0
Manganese	215

SB-12	1/1/1988 (0-5) ft BGS	1/1/1988 (5-10) ft BGS	1/1/1988 (8-10) ft BGS	1/1/1988 (10-15) ft BGS
VOCs				
Benzene	-	-	0.005 U	-
Carbon tetrachloride	-	-	0.005 U	-
1,1-Dichloroethane	-	-	0.005 U	-
1,1-Dichloroethene	-	-	0.005 U	-
Methylene chloride	-	-	0.005 U	-
1,1,2,2-Tetrachloroethane	-	-	0.005 U	-
Tetrachloroethene	-	-	0.005 U	-
1,1,1-Trichloroethane	-	-	0.005 U	-
Trichloroethene	-	-	0.005 U	-
Vinyl chloride	-	-	0.01 U	-
SVOCs				
Benzo(a)anthracene	0.4 U/0.4 U	0.4 U	-	0.4 U
Benzo(a)pyrene	0.4 U/0.4 U	0.4 U	-	0.4 U
Benzo(b)fluoranthene	0.4 U/0.4 U	0.4 U	-	0.4 U
Biphenyl (1,1-Biphenyl)	0.4 U/0.4 U	0.4 U	-	0.4 U
Pentachlorophenol	2 U/2 U	2 U	-	2 U
PCBs				
Aroclor-1248 (PCB-1248)	7 U/7 U	7 U	-	7 U
Total PCBs	7 U/7 U	7 U	-	7 U
Metals				
Arsenic	3/4	3	-	3
Cadmium	1 U/1 U	1 U	-	1 U
Lead	1 U/17	1 U	-	1 U

	IDEM Residential Migration to Ground Water (MTG) Screening Levels A	IDEM Commercial/Industrial Direct Contact Screening Levels B	IDEM Excavation Direct Contact Screening Levels C
VOCs			
Benzene	0.051	54	750
Carbon tetrachloride	0.039	30	460
1,1-Dichloroethane	0.14	170	1700
1,1-Dichloroethene	0.05	1100	1200
cis-1,2-Dichloroethene	0.41	2000	2400
Methylene Chloride	0.025	3100	3300
1,1,2,2-Tetrachloroethane	0.0052	28	1900
Tetrachloroethene	0.045	170	170
1,1,1-Trichloroethane	1.4	640	640
Trichloroethene	0.036	20	34
Vinyl Chloride	0.014	17	660
SVOCs			
Benzo(a)anthracene	2.1	21	1300
Benzo(a)pyrene	4.7	2.1	130
Benzo(b)fluoranthene	7	21	1300
Biphenyl (1,1-Biphenyl)	0.17	210	350
Dibenzofuran	2.1	1000	1700
Naphthalene	0.092	180	1000
Pentachlorophenol	0.2	27	2000
PCBs			
Aroclor-1248 (PCB-1248)	1	7.4	460
Total PCBs	1.6	7.4	460
Metals			
Arsenic	5.9	24	640
Cadmium	7.5	800	1300
Chromium VI (hexavalent)	0.12	56	2400
Cobalt	4.3	300	520
Iron	5600	100000	100000
Lead	270	800	1000
Manganese	420	23000	39000

NOTES:
(1) IDEM Appendix A: Screening Levels Remediation Closure Guide - March 25, 2014
U - Not present at or above the associated value
J - Estimated concentration
ND - Non Detect (calculation)
- All Site structures shown have been demolished to grade

SCALE VERIFICATION

THIS BAR MEASURES 1" ON ORIGINAL. ADJUST SCALE ACCORDINGLY.

KEY MAP

AOI 12.5: WWTP ASTs (T-23 THROUGH T-29)

RFI REPORT

FORMER MANUAL TRANSMISSIONS OF MUNCIE FACILITY
MUNCIE, INDIANA

CONESTOGA-ROVERS & ASSOCIATES

Source Reference:

Project Manager:	Reviewed By:	Date:	
S.R.	J.B.	APRIL 2014	
Scale: 1:30	Project No: 017324-T07	Report No: 010	Drawing No: 35

017324-T07(010)GN-SC035 APR 16/2014

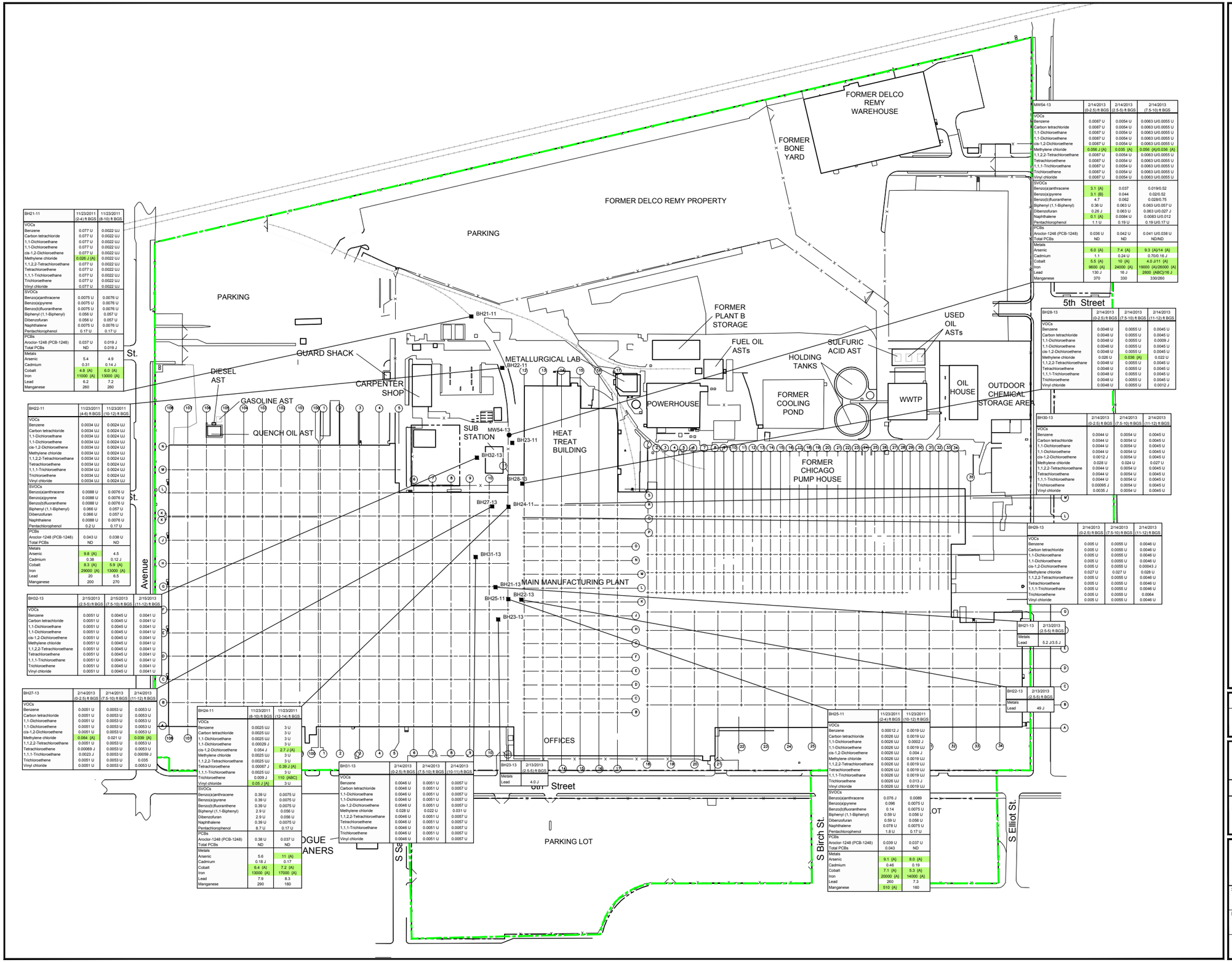

BH21-11	11/23/2011 (2-4) ft BGS	11/23/2011 (8-10) ft BGS
VOCs		
Benzene	0.077 U	0.0022 UJ
Carbon tetrachloride	0.077 U	0.0022 UJ
1,1-Dichloroethane	0.077 U	0.0022 UJ
1,1-Dichloroethene	0.077 U	0.0022 UJ
cis-1,2-Dichloroethene	0.077 U	0.0022 UJ
Methylene chloride	0.026 J (A)	0.0022 UJ
1,1,2,2-Tetrachloroethane	0.077 U	0.0022 UJ
Tetrachloroethene	0.077 U	0.0022 UJ
1,1,1-Trichloroethane	0.077 U	0.0022 UJ
Trichloroethene	0.077 U	0.0022 UJ
Vinyl chloride	0.077 U	0.0022 UJ
SVOCs		
Benzo(a)anthracene	0.0075 U	0.0076 U
Benzo(a)pyrene	0.0075 U	0.0076 U
Benzo(b)fluoranthene	0.0075 U	0.0076 U
Biphenyl (1,1-Biphenyl)	0.056 U	0.057 U
Dibenzofuran	0.056 U	0.057 U
Naphthalene	0.0075 U	0.0076 U
Pentachlorophenol	0.17 U	0.17 U
PCBs		
Aroclor-1248 (PCB-1248)	0.037 U	0.019 J
Total PCBs	ND	0.019 J
Metals		
Arsenic	5.4	4.9
Cadmium	0.31	0.14 J
Cobalt	4.8 (A)	6.0 (A)
Iron	11000 (A)	13000 (A)
Lead	6.2	7.2
Manganese	260	260

BH22-11	11/23/2011 (4-6) ft BGS	11/23/2011 (10-12) ft BGS
VOCs		
Benzene	0.0034 UJ	0.0024 UJ
Carbon tetrachloride	0.0034 UJ	0.0024 UJ
1,1-Dichloroethane	0.0034 UJ	0.0024 UJ
1,1-Dichloroethene	0.0034 UJ	0.0024 UJ
cis-1,2-Dichloroethene	0.0034 UJ	0.0024 UJ
Methylene chloride	0.0034 UJ	0.0024 UJ
1,1,2,2-Tetrachloroethane	0.0034 UJ	0.0024 UJ
Tetrachloroethene	0.0034 UJ	0.0024 UJ
1,1,1-Trichloroethane	0.0034 UJ	0.0024 UJ
Trichloroethene	0.0034 UJ	0.0024 UJ
Vinyl chloride	0.0034 UJ	0.0024 UJ
SVOCs		
Benzo(a)anthracene	0.0088 U	0.0076 U
Benzo(a)pyrene	0.0088 U	0.0076 U
Benzo(b)fluoranthene	0.0088 U	0.0076 U
Biphenyl (1,1-Biphenyl)	0.066 U	0.057 U
Dibenzofuran	0.066 U	0.057 U
Naphthalene	0.0088 U	0.0076 U
Pentachlorophenol	0.2 U	0.17 U
PCBs		
Aroclor-1248 (PCB-1248)	0.043 U	0.038 U
Total PCBs	ND	ND
Metals		
Arsenic	9.8 (A)	4.5
Cadmium	0.38	0.12 J
Cobalt	8.3 (A)	5.9 (A)
Iron	29000 (A)	13000 (A)
Lead	20	6.5
Manganese	200	270

BH32-13	2/15/2013 (2.5-5) ft BGS	2/15/2013 (7.5-10) ft BGS	2/15/2013 (11-12) ft BGS
VOCs			
Benzene	0.0051 U	0.0045 U	0.0041 U
Carbon tetrachloride	0.0051 U	0.0045 U	0.0041 U
1,1-Dichloroethane	0.0051 U	0.0045 U	0.0041 U
1,1-Dichloroethene	0.0051 U	0.0045 U	0.0041 U
cis-1,2-Dichloroethene	0.0051 U	0.0045 U	0.0041 U
Methylene chloride	0.0051 U	0.0045 U	0.0041 U
1,1,2,2-Tetrachloroethane	0.0051 U	0.0045 U	0.0041 U
Tetrachloroethene	0.0051 U	0.0045 U	0.0041 U
1,1,1-Trichloroethane	0.0051 U	0.0045 U	0.0041 U
Trichloroethene	0.0051 U	0.0045 U	0.0041 U
Vinyl chloride	0.0051 U	0.0045 U	0.0041 U

BH27-13	2/14/2013 (0-2.5) ft BGS	2/14/2013 (7.5-10) ft BGS	2/14/2013 (11-12) ft BGS
VOCs			
Benzene	0.0051 U	0.0053 U	0.0053 U
Carbon tetrachloride	0.0051 U	0.0053 U	0.0053 U
1,1-Dichloroethane	0.0051 U	0.0053 U	0.0053 U
1,1-Dichloroethene	0.0051 U	0.0053 U	0.0053 U
cis-1,2-Dichloroethene	0.0051 U	0.0053 U	0.0053 U
Methylene chloride	0.064 (A)	0.021 U	0.039 (A)
1,1,2,2-Tetrachloroethane	0.0051 U	0.0053 U	0.0053 U
Tetrachloroethene	0.00069 J	0.0053 U	0.0053 U
1,1,1-Trichloroethane	0.0023 J	0.0053 U	0.00059 J
Trichloroethene	0.0051 U	0.0053 U	0.035
Vinyl chloride	0.0051 U	0.0053 U	0.0053 U

BH24-11	11/23/2011 (8-10) ft BGS	11/23/2011 (12-14) ft BGS
VOCs		
Benzene	0.0025 UJ	3 U
Carbon tetrachloride	0.0025 UJ	3 U
1,1-Dichloroethane	0.0025 UJ	3 U
1,1-Dichloroethene	0.00029 J	3 U
cis-1,2-Dichloroethene	0.054 J	2.7 J (A)
Methylene chloride	0.0025 UJ	3 U
1,1,2,2-Tetrachloroethane	0.0025 UJ	3 U
Tetrachloroethene	0.00067 J	0.39 J (A)
1,1,1-Trichloroethane	0.0025 UJ	3 U
Trichloroethene	0.009 J	110 (ABC)
Vinyl chloride	0.05 J (A)	3 U
SVOCs		
Benzo(a)anthracene	0.39 U	0.0075 U
Benzo(a)pyrene	0.39 U	0.0075 U
Benzo(b)fluoranthene	0.39 U	0.0075 U
Biphenyl (1,1-Biphenyl)	2.9 U	0.056 U
Dibenzofuran	2.9 U	0.056 U
Naphthalene	0.39 U	0.0075 U
Pentachlorophenol	8.7 U	0.17 U
PCBs		
Aroclor-1248 (PCB-1248)	0.38 U	0.037 U
Total PCBs	ND	ND
Metals		
Arsenic	5.6	11 (A)
Cadmium	0.18 J	0.17
Cobalt	6.4 (A)	7.2 (A)
Iron	13000 (A)	17000 (A)
Lead	7.9	8.3
Manganese	290	160

BH31-13	2/14/2013 (0-2.5) ft BGS	2/14/2013 (7.5-10) ft BGS	2/14/2013 (10-11) ft BGS
VOCs			
Benzene	0.0046 U	0.0051 U	0.0057 U
Carbon tetrachloride	0.0046 U	0.0051 U	0.0057 U
1,1-Dichloroethane	0.0046 U	0.0051 U	0.0057 U
1,1-Dichloroethene	0.0046 U	0.0051 U	0.0057 U
cis-1,2-Dichloroethene	0.0046 U	0.0051 U	0.0057 U
Methylene chloride	0.028 U	0.022 U	0.031 U
1,1,2,2-Tetrachloroethane	0.0046 U	0.0051 U	0.0057 U
Tetrachloroethene	0.0046 U	0.0051 U	0.0057 U
1,1,1-Trichloroethane	0.0046 U	0.0051 U	0.0057 U
Trichloroethene	0.0046 U	0.0051 U	0.0057 U
Vinyl chloride	0.0046 U	0.0051 U	0.0057 U

BH23-13	2/13/2013 (2.5-5) ft BGS
Metals	
Lead	4.0 J

BH25-11	11/23/2011 (2-4) ft BGS	11/23/2011 (10-12) ft BGS
VOCs		
Benzene	0.00012 J	0.0019 UJ
Carbon tetrachloride	0.0026 UJ	0.0019 UJ
1,1-Dichloroethane	0.0026 UJ	0.0002 J
1,1-Dichloroethene	0.0026 UJ	0.0019 UJ
cis-1,2-Dichloroethene	0.0026 UJ	0.004 J
Methylene chloride	0.0026 UJ	0.0019 UJ
1,1,2,2-Tetrachloroethane	0.0026 UJ	0.0019 UJ
Tetrachloroethene	0.0026 UJ	0.0019 UJ
1,1,1-Trichloroethane	0.0026 UJ	0.0019 UJ
Trichloroethene	0.0026 UJ	0.013 J
Vinyl chloride	0.0026 UJ	0.0019 UJ
SVOCs		
Benzo(a)anthracene	0.076 J	0.0089
Benzo(a)pyrene	0.096	0.0075 U
Benzo(b)fluoranthene	0.14	0.0075 U
Biphenyl (1,1-Biphenyl)	0.59 U	0.056 U
Dibenzofuran	0.59 U	0.056 U
Naphthalene	0.078 U	0.0075 U
Pentachlorophenol	1.8 U	0.17 U
PCBs		
Aroclor-1248 (PCB-1248)	0.039 U	0.037 U
Total PCBs	0.043	ND
Metals		
Arsenic	9.1 (A)	8.0 (A)
Cadmium	0.46	0.19
Cobalt	7.1 (A)	5.3 (A)
Iron	20000 (A)	14000 (A)
Lead	260	7.3
Manganese	510 (A)	160

MW54-13	2/14/2013 (0-2.5) ft BGS	2/14/2013 (2.5-5) ft BGS	2/14/2013 (7.5-10) ft BGS
VOCs			
Benzene	0.0087 U	0.0054 U	0.0063 UI/0.0055 U
Carbon tetrachloride	0.0087 U	0.0054 U	0.0063 UI/0.0055 U
1,1-Dichloroethane	0.0087 U	0.0054 U	0.0063 UI/0.0055 U
1,1-Dichloroethene	0.0087 U	0.0054 U	0.0063 UI/0.0055 U
cis-1,2-Dichloroethene	0.0087 U	0.0054 U	0.0063 UI/0.0055 U
Methylene chloride	0.056 J (A)	0.035 (A)	0.056 (A)/0.036 (A)
1,1,2,2-Tetrachloroethane	0.0087 U	0.0054 U	0.0063 UI/0.0055 U
Tetrachloroethene	0.0087 U	0.0054 U	0.0063 UI/0.0055 U
1,1,1-Trichloroethane	0.0087 U	0.0054 U	0.0063 UI/0.0055 U
Trichloroethene	0.0087 U	0.0054 U	0.0063 UI/0.0055 U
Vinyl chloride	0.0087 U	0.0054 U	0.0063 UI/0.0055 U
SVOCs			
Benzo(a)anthracene	3.1 (A)	0.037	0.019/0.52
Benzo(a)pyrene	3.1 (B)	0.044	0.02/0.52
Benzo(b)fluoranthene	4.7	0.062	0.028/0.75
Biphenyl (1,1-Biphenyl)	0.36 U	0.063 U	0.063 UI/0.057 U
Dibenzofuran	0.26 J	0.063 U	0.063 UI/0.027 J
Naphthalene	0.1 (A)	0.0084 U	0.0083 UI/0.012
Pentachlorophenol	1.1 U	0.19 U	0.19 UI/0.17 U
PCBs			
Aroclor-1248 (PCB-1248)	0.036 U	0.042 U	0.041 UI/0.038 U
Total PCBs	ND	ND	ND/ND
Metals			
Arsenic	6.0 (A)	7.4 (A)	9.3 (A)/14 (A)
Cadmium	1.1	0.24 U	0.70/0.16 J
Cobalt	5.5 (A)	10 (A)	4.0 J/11 (A)
Iron	9600 (A)	24000 (A)	11000 (A)/26000 (A)
Lead	130 J	16 J	2600 (ABC)/16 J
Manganese	370	330	330/260

BH28-13	2/14/2013 (0-2.5) ft BGS	2/14/2013 (7.5-10) ft BGS	2/14/2013 (11-12) ft BGS
VOCs			
Benzene	0.0048 U	0.0055 U	0.0045 U
Carbon tetrachloride	0.0048 U	0.0055 U	0.0045 U
1,1-Dichloroethane	0.0048 U	0.0055 U	0.0009 J
1,1-Dichloroethene	0.0048 U	0.0055 U	0.0045 U
cis-1,2-Dichloroethene	0.0048 U	0.0055 U	0.0045 U
Methylene chloride	0.026 U	0.036 (A)	0.022 U
1,1,2,2-Tetrachloroethane	0.0048 U	0.0055 U	0.0045 U
Tetrachloroethene	0.0048 U	0.0055 U	0.0045 U
1,1,1-Trichloroethane	0.0048 U	0.0055 U	0.0045 U
Trichloroethene	0.0048 U	0.0055 U	0.0045 U
Vinyl chloride	0.0048 U	0.0055 U	0.0012 J

BH30-13	2/14/2013 (0-2.5) ft BGS	2/14/2013 (7.5-10) ft BGS	2/14/2013 (11-12) ft BGS
VOCs			
Benzene	0.0044 U	0.0054 U	0.0045 U
Carbon tetrachloride	0.0044 U	0.0054 U	0.0045 U
1,1-Dichloroethane	0.0044 U	0.0054 U	0.0045 U
1,1-Dichloroethene	0.0044 U	0.0054 U	0.0045 U
cis-1,2-Dichloroethene	0.0012 J	0.0054 U	0.0045 U
Methylene chloride	0.028 U	0.024 U	0.027 U
1,1,2,2-Tetrachloroethane	0.0044 U	0.0054 U	0.0045 U
Tetrachloroethene	0.0044 U	0.0054 U	0.0045 U
1,1,1-Trichloroethane	0.0044 U	0.0054 U	0.0045 U
Trichloroethene	0.00095 J	0.0054 U	0.0045 U
Vinyl chloride	0.0035 J	0.0054 U	0.0045 U

BH29-13	2/14/2013 (0-2.5) ft BGS	2/14/2013 (7.5-10) ft BGS	2/14/2013 (11-12) ft BGS
VOCs			
Benzene	0.005 U	0.0055 U	0.0046 U
Carbon tetrachloride	0.005 U	0.0055 U	0.0046 U
1,1-Dichloroethane	0.005 U	0.0055 U	0.0046 U
1,1-Dichloroethene	0.005 U	0.0055 U	0.0046 U
cis-1,2-Dichloroethene	0.005 U	0.0055 U	0.00043 J
Methylene chloride	0.027 U	0.027 U	0.028 U
1,1,2,2-Tetrachloroethane	0.005 U	0.0055 U	0.0046 U
Tetrachloroethene	0.005 U	0.0055 U	0.0046 U
1,1,1-Trichloroethane	0.005 U	0.0055 U	0.0046 U
Trichloroethene	0.005 U	0.0055 U	0.0064
Vinyl chloride	0.005 U	0.0055 U	0.0046 U

BH21-13	2/13/2013 (2.5-5) ft BGS
Metals	
Lead	5.2 J/3.5 J

BH22-13	2/13/2013 (2.5-5) ft BGS
Metals	
Lead	49 J

	IDEM Residential Migration to Ground Water (MTG) Screening Levels	IDEM Commercial/Industrial Direct Contact Screening Levels	IDEM Excavation Direct Contact Screening Levels
	A	B	C
VOCs			
Benzene	0.051	54	750
Carbon tetrachloride	0.039	30	460
1,1-Dichloroethane	0.14	170	1700
1,1-Dichloroethene	0.05	1100	1200
cis-1,2-Dichloroethene	0.41	2000	2400
Methylene Chloride	0.025	3100	3300
1,1,2,2-Tetrachloroethane	0.0052	28	1900
Tetrachloroethene	0.045	170	170
1,1,1-Trichloroethane	1.4	640	640
Trichloroethene	0.036	20	34
Vinyl Chloride	0.014	17	660
SVOCs			
Benzo(a)anthracene	2.1	21	1300
Benzo(a)pyrene	4.7	2.1	130
Benzo(b)fluoranthene	7	21	1300
Biphenyl (1,1-Biphenyl)	0.17	210	350
Dibenzofuran	0.12	1000	1700
Naphthalene	0.092	180	1000
Pentachlorophenol	0.2	27	2000
PCBs			
Aroclor-1248 (PCB-1248)	1	7.4	460
Total PCBs	1.6	7.4	460
Metals			
Arsenic	5.9	24	640
Cadmium	7.5	800	1300
Chromium VI (hexavalent)	0.12	56	2400
Cobalt	4.3	300	520
Iron	5600	100000	100000
Lead	270	800	1000
Manganese	420	23000	39000

0 50 100ft

LEGEND

- RAILROAD
- FENCE
- APPROXIMATE SITE BOUNDARY
- MONITORING WELL LOCATION
- BOREHOLE LOCATION
- SAMPLE LOCATION
- BH21-13 / 2/13/2013 (2.5-5) ft BGS — SAMPLE DATE / SAMPLE DEPTH
- Metals / Lead / 5.2 J/3.5 J — RESULT (mg/kg) / PARAMETER
- EXCEEDANCE

NOTES:
(1) IDEM Appendix A: Screening Levels Remediation Closure Guide - March 25, 2014
U - Not present at or above the associated value
J - Estimated concentration
ND - Non Detect (calculation)
- All Site structures shown have been demolished to grade

SCALE VERIFICATION

THIS BAR MEASURES 1" ON ORIGINAL. ADJUST SCALE ACCORDINGLY.

AOI 14.1

FORMER RAIL LINE WEST OF HEAT TREAT BUILDING

RFI REPORT

FORMER MANUAL TRANSMISSIONS OF MUNCIE FACILITY
MUNCIE, INDIANA

CONESTOGA-ROVERS & ASSOCIATES

Source Reference:

Project Manager:	Reviewed By:	Date:	
S.R.	J.B.	APRIL 2014	
Scale: 1"=100'	Project N°: 017324-T07	Report N°: 010	Drawing N°: 36

017324-T07(010)GN-SC037 APR 16/2014

LEGEND

RAILROAD

FENCE

APPROXIMATE LOCATION OF FORMER UNDERGROUND STORAGE TANK

SB-15(CRA) ■ SOIL BORING LOCATION

SB-15(CRA)	2/21/2002 (4.5-6) ft BGS
VOCs	
Benzene	0.0011 U
Carbon tetrachloride	0.0011 U
1,1-Dichloroethane	0.0011 U
1,1-Dichloroethene	0.0011 U
cis-1,2-Dichloroethene	0.0011 U
Methylene chloride	0.0057 U
1,1,2,2-Tetrachloroethane	0.0023 U
Tetrachloroethene	0.0011 U
1,1,1-Trichloroethane	0.0011 U
Trichloroethene	0.0011 U
Vinyl chloride	0.0023 U
SVOCs	
Benzo(a)anthracene	0.37 U
Benzo(a)pyrene	0.37 U
Benzo(b)fluoranthene	0.37 U
Naphthalene	0.37 U

SAMPLE LOCATION
SAMPLE DATE
SAMPLE DEPTH
RESULT (mg/kg)
PARAMETER

EXCEEDANCE

	IDEM Residential Migration to Ground Water (MTG) Screening Levels A	IDEM Commercial/Industrial Direct Contact Screening Levels B	IDEM Excavation Direct Contact Screening Levels C
VOCs			
Benzene	0.051	54	750
Carbon tetrachloride	0.039	30	460
1,1-Dichloroethane	0.14	170	1700
1,1-Dichloroethene	0.05	1100	1200
cis-1,2-Dichloroethene	0.41	2000	2400
Methylene Chloride	0.025	3100	3300
1,1,2,2-Tetrachloroethane	0.0052	28	1900
Tetrachloroethene	0.045	170	170
1,1,1-Trichloroethane	1.4	640	640
Trichloroethene	0.036	20	34
Vinyl Chloride	0.014	17	660
SVOCs			
Benzo(a)anthracene	2.1	21	1300
Benzo(a)pyrene	4.7	2.1	130
Benzo(b)fluoranthene	7	21	1300
Biphenyl (1,1-Biphenyl)	0.17	210	350
Dibenzofuran	2.1	1000	1700
Naphthalene	0.092	180	1000
Pentachlorophenol	0.2	27	2000
PCBs			
Aroclor-1248 (PCB-1248)	1	7.4	460
Total PCBs	1.6	7.4	460
Metals			
Arsenic	5.9	24	640
Cadmium	7.5	800	1300
Chromium VI (hexavalent)	0.12	56	2400
Cobalt	4.3	300	520
Iron	5600	100000	100000
Lead	270	800	1000
Manganese	420	23000	39000

NOTES:
(1) IDEM Appendix A: Screening Levels Remediation Closure Guide - March 25, 2014
U - Not present at or above the associated value
J - Estimated concentration
ND - Non Detect (calculation)
- All Site structures shown have been demolished to grade

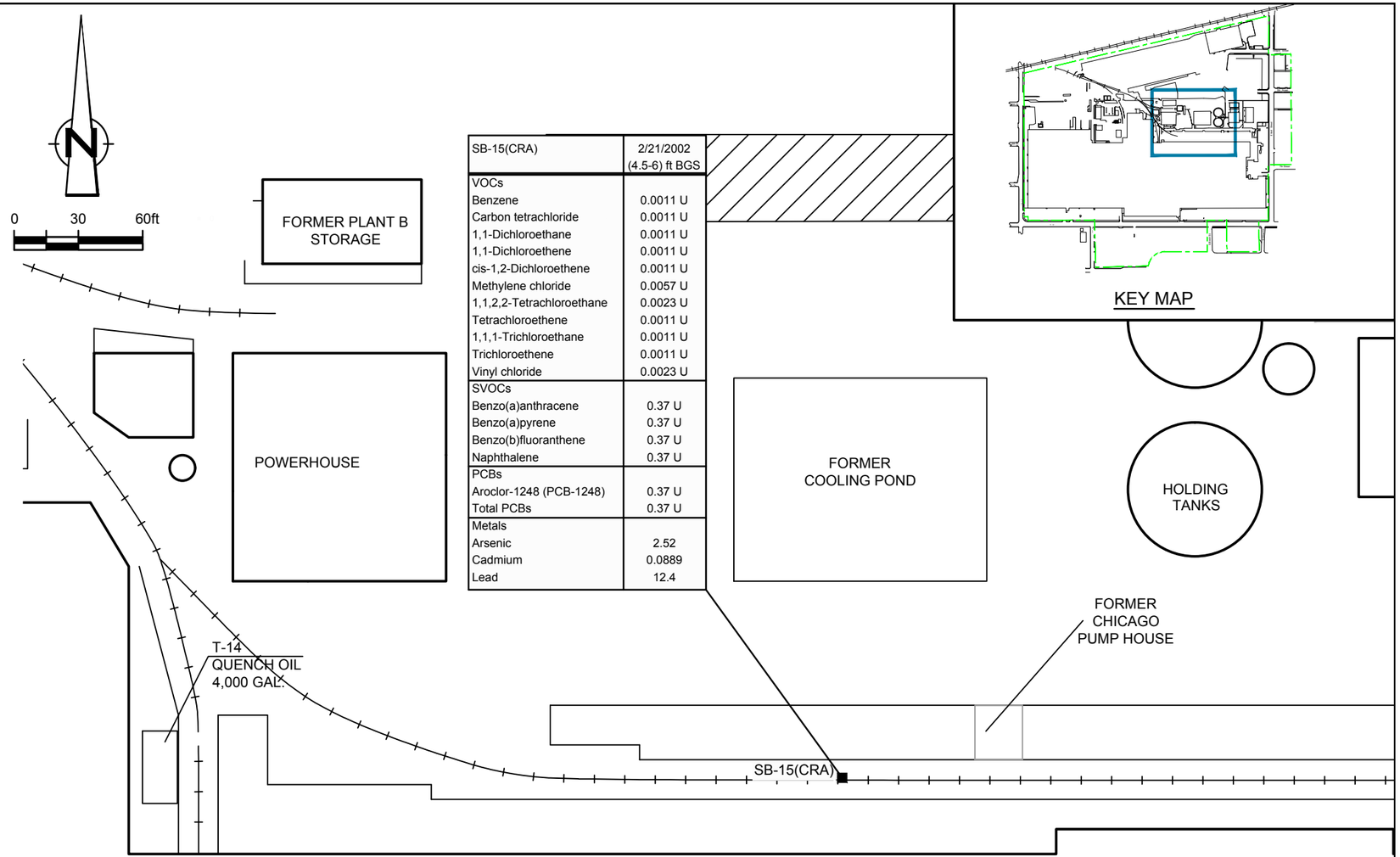

figure 37

AOI 14.4: FORMER RAIL LINE NORTH OF LAMB OPERATION
RFI REPORT
FORMER MANUAL TRANSMISSIONS OF MUNCIE FACILITY
MUNCIE, INDIANA

LEGEND

- FENCE
- SOIL BORING LOCATION
- SOIL BORING LOCATION (NO SAMPLE)

SB-17	10/24/1988 (0-5) ft BGS
SVOCs	
Benzo(a)anthracene	0.4 U
Benzo(a)pyrene	0.4 U
Benzo(b)fluoranthene	0.4 U
Naphthalene	0.4 U
Pentachlorophenol	2 U
PCBs	
Aroclor-1248 (PCB-1248)	7 U
Total PCBs	7 U

SAMPLE LOCATION
SAMPLE DATE
SAMPLE DEPTH
RESULT (mg/kg)
PARAMETER
EXCEEDANCE

0 30 60ft

KEY MAP

	IDEM Residential Migration to Ground Water (MTG) Screening Levels A	IDEM Commercial/Industrial Direct Contact Screening Levels B	IDEM Excavation Direct Contact Screening Levels C
VOCs			
Benzene	0.051	54	750
Carbon tetrachloride	0.039	30	460
1,1-Dichloroethane	0.14	170	1700
1,1-Dichloroethene	0.05	1100	1200
cis-1,2-Dichloroethene	0.41	2000	2400
Methylene Chloride	0.025	3100	3300
1,1,2,2-Tetrachloroethane	0.0052	28	1900
Tetrachloroethene	0.045	170	170
1,1,1-Trichloroethane	1.4	640	640
Trichloroethene	0.036	20	34
Vinyl Chloride	0.014	17	660
SVOCs			
Benzo(a)anthracene	2.1	21	1300
Benzo(a)pyrene	4.7	2.1	130
Benzo(b)fluoranthene	7	21	1300
Biphenyl (1,1-Biphenyl)	0.17	210	350
Dibenzofuran	2.1	1000	1700
Naphthalene	0.092	180	1000
Pentachlorophenol	0.2	27	2000
PCBs			
Aroclor-1248 (PCB-1248)	1	7.4	460
Total PCBs	1.6	7.4	460
Metals			
Arsenic	5.9	24	640
Cadmium	7.5	800	1300
Chromium VI (hexavalent)	0.12	56	2400
Cobalt	4.3	300	520
Iron	5600	100000	100000
Lead	270	800	1000
Manganese	420	23000	39000

NOTES:
(1) IDEM Appendix A: Screening Levels Remediation Closure Guide - March 25, 2014
U - Not present at or above the associated value
J - Estimated concentration
ND - Non Detect (calculation)
- All Site structures shown have been demolished to grade

SB-17	10/24/1988 (0-5) ft BGS	10/24/1988 (5-10) ft BGS	10/24/1988 (10-15) ft BGS	10/24/1988 (15-20) ft BGS
SVOCs				
Benzo(a)anthracene	0.4 U	0.4 U	0.4 U	0.4 U
Benzo(a)pyrene	0.4 U	0.4 U	0.4 U	0.4 U
Benzo(b)fluoranthene	0.4 U	0.4 U	0.4 U	0.4 U
Naphthalene	0.4 U	0.4 U	0.4 U	0.4 U
Pentachlorophenol	2 U	2 U	2 U	2 U
PCBs				
Aroclor-1248 (PCB-1248)	7 U	7 U	7 U	7 U
Total PCBs	7 U	7 U	7 U	7 U

SB-16	10/24/1988 (0-5) ft BGS	10/24/1988 (5-10) ft BGS	10/24/1988 (10-15) ft BGS	10/24/1988 (15-20) ft BGS
SVOCs				
Benzo(a)anthracene	0.4 U	0.4 U	0.4 U	0.4 U
Benzo(a)pyrene	0.4 U	0.4 U	0.4 U	0.4 U
Benzo(b)fluoranthene	0.4 U	0.4 U	0.4 U	0.4 U
Naphthalene	0.4 U	0.4 U	0.4 U	0.4 U
Pentachlorophenol	2 U	2 U	2 U	2 U
PCBs				
Aroclor-1248 (PCB-1248)	7 U	7 U	7 U	7 U
Total PCBs	7 U	7 U	7 U	7 U

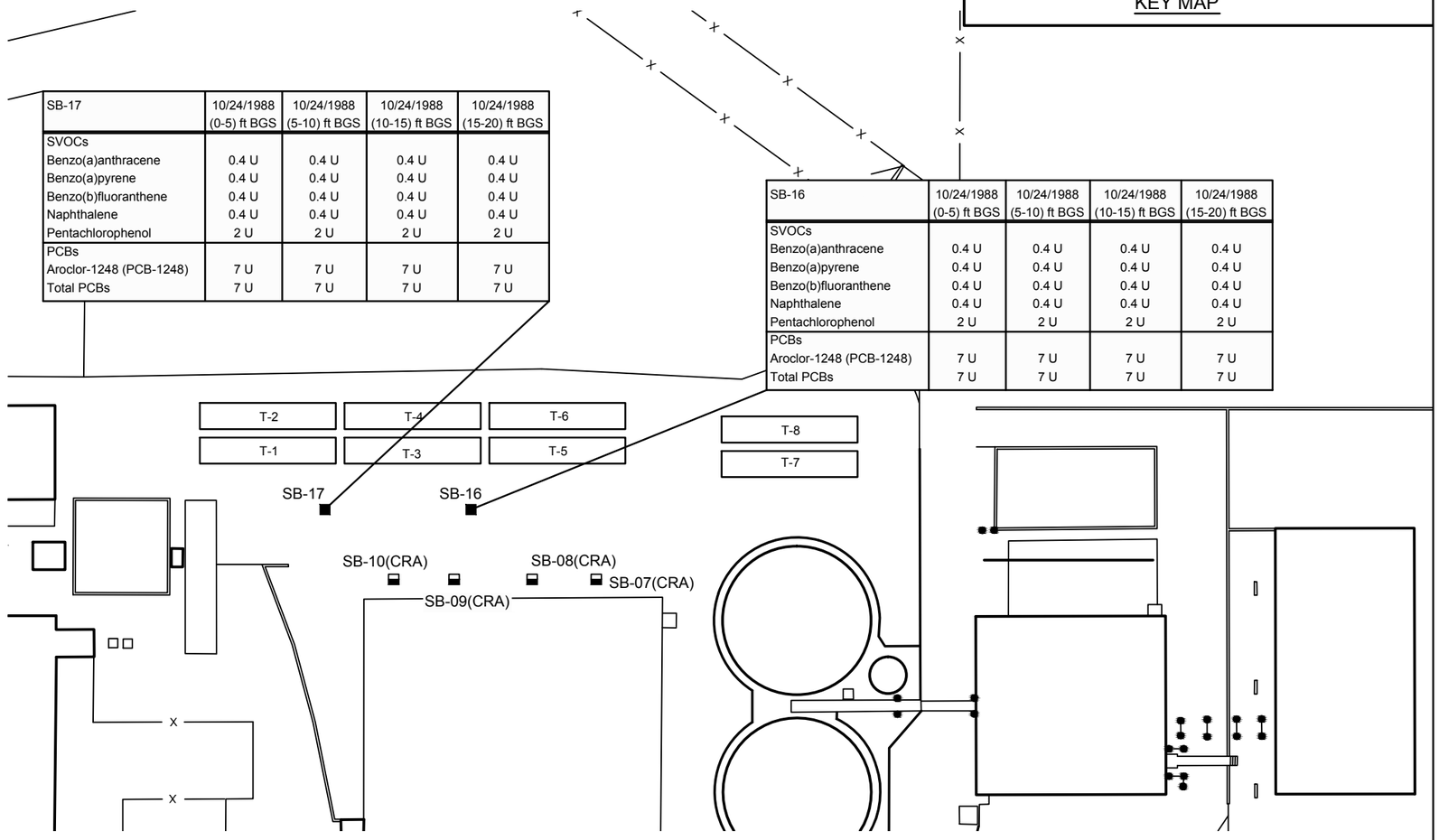

figure 38

AOI 15: FORMER COOLING POND AND ADJACENT FORMER COAL STORAGE
RFI REPORT
FORMER MANUAL TRANSMISSIONS OF MUNCIE FACILITY
MUNCIE, INDIANA

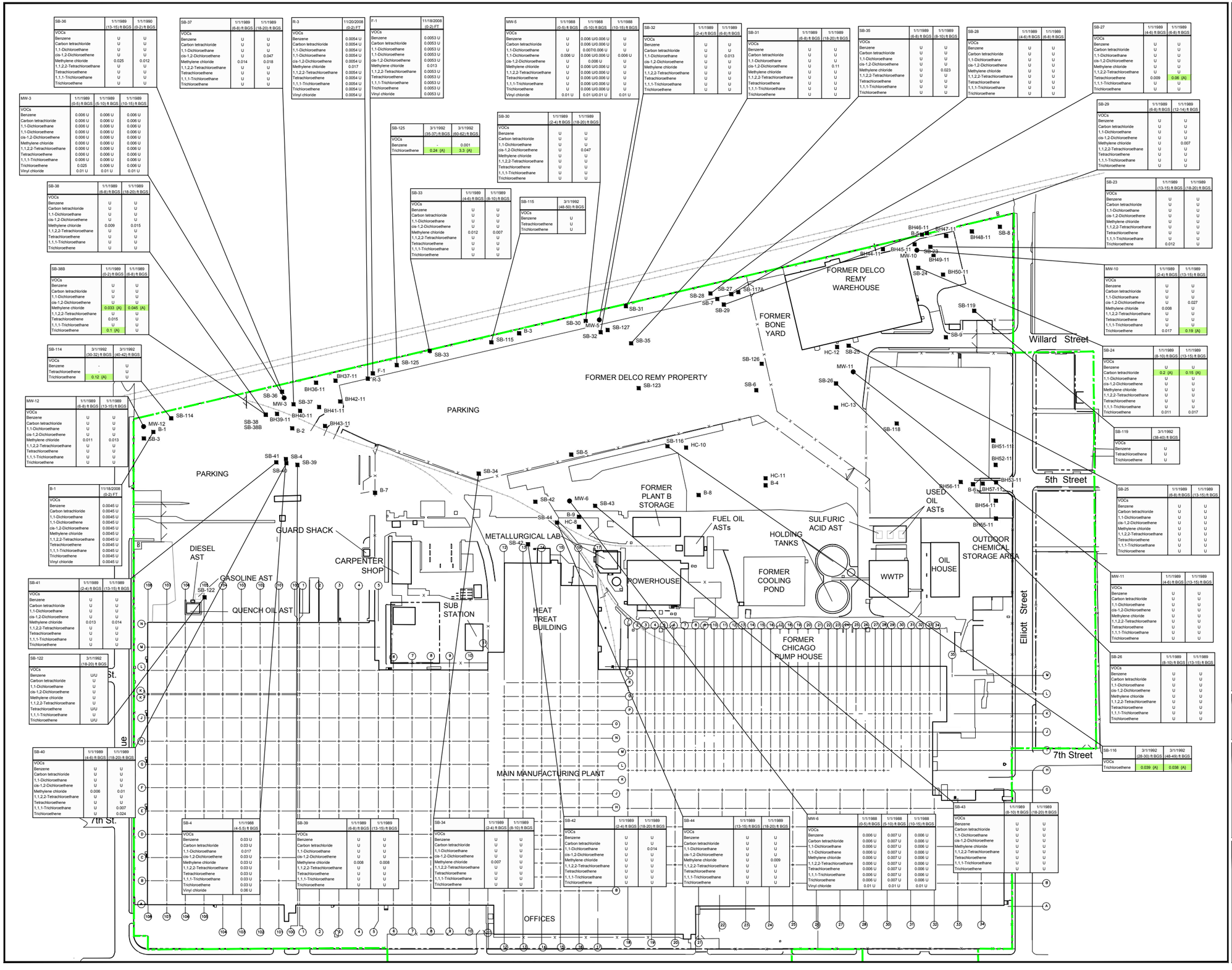

SB-36	1/1/1989 (13-15) ft BGS	1/1/1990 (0-2) ft BGS
VOCs		
Benzene	U	U
Carbon tetrachloride	U	U
1,1-Dichloroethane	U	U
cis-1,2-Dichloroethene	U	U
Methylene chloride	0.025	0.012
1,1,2,2-Tetrachloroethane	U	U
Tetrachloroethene	U	U
1,1,1-Trichloroethane	U	U
Trichloroethene	U	U

SB-37	1/1/1989 (6-8) ft BGS	1/1/1989 (18-20) ft BGS
VOCs		
Benzene	U	U
Carbon tetrachloride	U	U
1,1-Dichloroethane	U	U
cis-1,2-Dichloroethene	U	0.047
Methylene chloride	0.014	0.018
1,1,2,2-Tetrachloroethane	U	U
Tetrachloroethene	U	U
1,1,1-Trichloroethane	U	U
Trichloroethene	U	U

R-3	11/20/2008 (0-2) FT
VOCs	
Benzene	0.0054 U
Carbon tetrachloride	0.0054 U
1,1-Dichloroethane	0.0054 U
1,1-Dichloroethene	0.0054 U
cis-1,2-Dichloroethene	0.0054 U
Methylene chloride	0.017
1,1,2,2-Tetrachloroethane	0.0054 U
Tetrachloroethene	0.0054 U
1,1,1-Trichloroethane	0.0054 U
Trichloroethene	0.0054 U
Vinyl chloride	0.0054 U

F-1	11/18/2008 (0-2) FT
VOCs	
Benzene	0.0053 U
Carbon tetrachloride	0.0053 U
1,1-Dichloroethane	0.0053 U
1,1-Dichloroethene	0.0053 U
cis-1,2-Dichloroethene	0.0053 U
Methylene chloride	0.013
1,1,2,2-Tetrachloroethane	0.0053 U
Tetrachloroethene	0.0053 U
1,1,1-Trichloroethane	0.0053 U
Trichloroethene	0.0053 U
Vinyl chloride	0.0053 U

MW-5	1/1/1988 (0-5) ft BGS	1/1/1988 (5-10) ft BGS	1/1/1988 (10-15) ft BGS
VOCs			
Benzene	U	0.006 U/0.006 U	U
Carbon tetrachloride	U	0.006 U/0.006 U	U
1,1-Dichloroethane	U	0.007/0.006 U	U
1,1-Dichloroethene	0.006 U	0.006 U/0.006 U	0.006 U
cis-1,2-Dichloroethene	U	0.006 U	U
Methylene chloride	U	0.006 U/0.006 U	U
1,1,2,2-Tetrachloroethane	U	0.006 U/0.006 U	U
Tetrachloroethene	U	0.006 U/0.006 U	U
1,1,1-Trichloroethane	U	0.006 U/0.006 U	U
Trichloroethene	U	0.006 U/0.006 U	U
Vinyl chloride	0.01 U	0.01 U/0.01 U	0.01 U

SB-32	1/1/1989 (2-4) ft BGS	1/1/1989 (6-8) ft BGS
VOCs		
Benzene	U	U
Carbon tetrachloride	U	U
1,1-Dichloroethane	U	0.013
cis-1,2-Dichloroethene	U	U
Methylene chloride	U	U
1,1,2,2-Tetrachloroethane	U	U
Tetrachloroethene	U	U
1,1,1-Trichloroethane	U	U
Trichloroethene	U	U

SB-31	1/1/1989 (6-8) ft BGS	1/1/1989 (18-20) ft BGS
VOCs		
Benzene	U	U
Carbon tetrachloride	U	U
1,1-Dichloroethane	U	U
cis-1,2-Dichloroethene	U	0.11
Methylene chloride	U	U
1,1,2,2-Tetrachloroethane	U	U
Tetrachloroethene	U	U
1,1,1-Trichloroethane	U	U
Trichloroethene	U	U

SB-35	1/1/1989 (6-8) ft BGS	1/1/1989 (8-10) ft BGS
VOCs		
Benzene	U	U
Carbon tetrachloride	U	U
1,1-Dichloroethane	U	U
cis-1,2-Dichloroethene	U	0.023
Methylene chloride	U	U
1,1,2,2-Tetrachloroethane	U	U
Tetrachloroethene	U	U
1,1,1-Trichloroethane	U	U
Trichloroethene	U	U

SB-28	1/1/1989 (4-6) ft BGS	1/1/1989 (6-8) ft BGS
VOCs		
Benzene	U	U
Carbon tetrachloride	U	U
1,1-Dichloroethane	U	U
cis-1,2-Dichloroethene	U	U
Methylene chloride	U	U
1,1,2,2-Tetrachloroethane	U	U
Tetrachloroethene	U	U
1,1,1-Trichloroethane	U	U
Trichloroethene	U	U

SB-27	1/1/1989 (4-6) ft BGS	1/1/1989 (6-8) ft BGS
VOCs		
Benzene	U	U
Carbon tetrachloride	U	U
1,1-Dichloroethane	U	U
cis-1,2-Dichloroethene	U	U
Methylene chloride	U	U
1,1,2,2-Tetrachloroethane	U	U
Tetrachloroethene	0.009	0.06 (A)
1,1,1-Trichloroethane	U	U
Trichloroethene	U	U

MW-3	1/1/1989 (0-5) ft BGS	1/1/1989 (5-10) ft BGS	1/1/1989 (10-15) ft BGS
VOCs			
Benzene	0.006 U	0.006 U	0.006 U
Carbon tetrachloride	0.006 U	0.006 U	0.006 U
1,1-Dichloroethane	0.006 U	0.006 U	0.006 U
1,1-Dichloroethene	0.006 U	0.006 U	0.006 U
cis-1,2-Dichloroethene	0.006 U	0.006 U	0.006 U
Methylene chloride	0.006 U	0.006 U	0.006 U
1,1,2,2-Tetrachloroethane	0.006 U	0.006 U	0.006 U
Tetrachloroethene	0.006 U	0.006 U	0.006 U
1,1,1-Trichloroethane	0.006 U	0.006 U	0.006 U
Trichloroethene	0.025	0.006 U	0.006 U
Vinyl chloride	0.01 U	0.01 U	0.01 U

SB-125	3/1/1992 (35-37) ft BGS	3/1/1992 (60-62) ft BGS
VOCs		
Benzene		0.001
Trichloroethene	0.24 (A)	3.3 (A)

SB-30	1/1/1989 (2-4) ft BGS	1/1/1989 (18-20) ft BGS
VOCs		
Benzene	U	U
Carbon tetrachloride	U	U
1,1-Dichloroethane	U	U
cis-1,2-Dichloroethene	U	0.047
Methylene chloride	U	U
1,1,2,2-Tetrachloroethane	U	U
Tetrachloroethene	U	U
1,1,1-Trichloroethane	U	U
Trichloroethene	U	U

SB-33	1/1/1989 (4-6) ft BGS	1/1/1989 (8-10) ft BGS
VOCs		
Benzene	U	U
Carbon tetrachloride	U	U
1,1-Dichloroethane	U	U
cis-1,2-Dichloroethene	U	U
Methylene chloride	0.012	0.007
1,1,2,2-Tetrachloroethane	U	U
Tetrachloroethene	U	U
1,1,1-Trichloroethane	U	U
Trichloroethene	U	U

SB-115	3/1/1992 (48-50) ft BGS
VOCs	
Benzene	U
Tetrachloroethene	U
Trichloroethene	U

SB-38	1/1/1989 (6-8) ft BGS	1/1/1989 (18-20) ft BGS
VOCs		
Benzene	U	U
Carbon tetrachloride	U	U
1,1-Dichloroethane	U	U
cis-1,2-Dichloroethene	U	U
Methylene chloride	0.009	0.015
1,1,2,2-Tetrachloroethane	U	U
Tetrachloroethene	U	U
1,1,1-Trichloroethane	U	U
Trichloroethene	U	U

SB-38B	1/1/1989 (0-2) ft BGS	1/1/1989 (6-8) ft BGS
VOCs		
Benzene	U	U
Carbon tetrachloride	U	U
1,1-Dichloroethane	U	U
cis-1,2-Dichloroethene	U	U
Methylene chloride	0.033 (A)	0.045 (A)
1,1,2,2-Tetrachloroethane	U	U
Tetrachloroethene	0.015	U
1,1,1-Trichloroethane	U	U
Trichloroethene	0.1 (A)	U

SB-114	3/1/1992 (30-32) ft BGS	3/1/1992 (40-42) ft BGS
VOCs		
Benzene	-	U
Tetrachloroethene		U
Trichloroethene	0.12 (A)	U

MW-12	1/1/1989 (6-8) ft BGS	1/1/1989 (13-15) ft BGS
VOCs		
Benzene	U	U
Carbon tetrachloride	U	U
1,1-Dichloroethane	U	U
cis-1,2-Dichloroethene	U	U
Methylene chloride	0.011	0.013
1,1,2,2-Tetrachloroethane	U	U
Tetrachloroethene	U	U
1,1,1-Trichloroethane	U	U
Trichloroethene	U	U

B-1	11/18/2008 (0-2) FT
VOCs	
Benzene	0.0045 U
Carbon tetrachloride	0.0045 U
1,1-Dichloroethane	0.0045 U
1,1-Dichloroethene	0.0045 U
cis-1,2-Dichloroethene	0.0045 U
Methylene chloride	0.0045 U
1,1,2,2-Tetrachloroethane	0.0045 U
Tetrachloroethene	0.0045 U
1,1,1-Trichloroethane	0.0045 U
Trichloroethene	0.0045 U
Vinyl chloride	0.0045 U

SB-41	1/1/1989 (2-4) ft BGS	1/1/1989 (13-15) ft BGS
VOCs		
Benzene	U	U
Carbon tetrachloride	U	U
1,1-Dichloroethane	U	U
cis-1,2-Dichloroethene	U	U
Methylene chloride	0.013	0.014
1,1,2,2-Tetrachloroethane	U	U
Tetrachloroethene	U	U
1,1,1-Trichloroethane	U	U
Trichloroethene	U	U

SB-122	3/1/1992 (18-20) ft BGS
VOCs	
Benzene	U/U
Carbon tetrachloride	U
1,1-Dichloroethane	U
cis-1,2-Dichloroethene	U
Methylene chloride	U
1,1,2,2-Tetrachloroethane	U
Tetrachloroethene	U/U
1,1,1-Trichloroethane	U
Trichloroethene	U/U

SB-40	1/1/1989 (4-6) ft BGS	1/1/1989 (18-20) ft BGS
VOCs		
Benzene	U	U
Carbon tetrachloride	U	U
1,1-Dichloroethane	U	U
cis-1,2-Dichloroethene	U	U
Methylene chloride	0.006	0.01
1,1,2,2-Tetrachloroethane	U	U
Tetrachloroethene	U	U
1,1,1-Trichloroethane	U	0.007
TriChloroethene	U	0.024

SB-4	1/1/1988 (4-5.5) ft BGS
VOCs	
Benzene	0.03 U
Carbon tetrachloride	0.03 U
1,1-Dichloroethane	0.017
cis-1,2-Dichloroethene	0.03 U
Methylene chloride	0.03 U
1,1,2,2-Tetrachloroethane	0.03 U
Tetrachloroethene	0.03 U
1,1,1-Trichloroethane	0.03 U
Trichloroethene	0.03 U
Vinyl chloride	0.06 U

SB-39	1/1/1989 (6-8) ft BGS	1/1/1989 (13-15) ft BGS
VOCs		
Benzene	U	U
Carbon tetrachloride	U	U
1,1-Dichloroethane	U	U
cis-1,2-Dichloroethene	U	U
Methylene chloride	0.008	0.008
1,1,2,2-Tetrachloroethane	U	U
Tetrachloroethene	U	U
1,1,1-Trichloroethane	U	U
Trichloroethene	U	U

SB-34	1/1/1989 (2-4) ft BGS	1/1/1989 (8-10) ft BGS
VOCs		
Benzene	U	U
Carbon tetrachloride	U	U
1,1-Dichloroethane	U	U
cis-1,2-Dichloroethene	U	U
Methylene chloride	0.007	U
1,1,2,2-Tetrachloroethane	U	U
Tetrachloroethene	U	U
1,1,1-Trichloroethane	U	U
Trichloroethene	U	U

SB-42	1/1/1989 (2-4) ft BGS	1/1/1989 (18-20) ft BGS
VOCs		
Benzene	U	U
Carbon tetrachloride	U	U
1,1-Dichloroethane	U	0.014
cis-1,2-Dichloroethene	U	U
Methylene chloride	U	U
1,1,2,2-Tetrachloroethane	U	U
Tetrachloroethene	U	U
1,1,1-Trichloroethane	U	U
Trichloroethene	U	U

SB-44	1/1/1989 (13-15) ft BGS	1/1/1989 (18-20) ft BGS
VOCs		
Benzene	U	U
Carbon tetrachloride	U	U
1,1-Dichloroethane	U	U
cis-1,2-Dichloroethene	U	U
Methylene chloride	U	0.009
1,1,2,2-Tetrachloroethane	U	U
Tetrachloroethene	U	U
1,1,1-Trichloroethane	U	U
Trichloroethene	U	U

MW-6	1/1/1988 (0-5) ft BGS	1/1/1988 (5-10) ft BGS	1/1/1988 (10-15) ft BGS
VOCs			
Benzene	0.006 U	0.007 U	0.006 U
Carbon tetrachloride	0.006 U	0.007 U	0.006 U
1,1-Dichloroethane	0.006 U	0.007 U	0.006 U
1,1-Dichloroethene	0.006 U	0.007 U	0.006 U
Methylene chloride	0.006 U	0.007 U	0.006 U
1,1,2,2-Tetrachloroethane	0.006 U	0.007 U	0.006 U
Tetrachloroethene	0.006 U	0.007 U	0.006 U
1,1,1-Trichloroethane	0.006 U	0.007 U	0.006 U
Trichloroethene	0.006 U	0.007 U	0.006 U
Vinyl chloride	0.01 U	0.01 U	0.01 U

SB-43	1/1/1989 (8-10) ft BGS	1/1/1989 (18-20) ft BGS
VOCs		
Benzene	U	U
Carbon tetrachloride	U	U
1,1-Dichloroethane	U	U
cis-1,2-Dichloroethene	U	U
Methylene chloride	U	U
1,1,2,2-Tetrachloroethane	U	U
Tetrachloroethene	U	U
1,1,1-Trichloroethane	U	U
Trichloroethene	U	U

SB-24	1/1/1989 (8-10) ft BGS	1/1/1989 (13-15) ft BGS
VOCs		
Benzene	U	U
Carbon tetrachloride	0.2 (A)	0.15 (A)
1,1-Dichloroethane	U	U
cis-1,2-Dichloroethene	U	U
Methylene chloride	U	U
1,1,2,2-Tetrachloroethane	U	U
Tetrachloroethene	U	U
1,1,1-Trichloroethane	U	U
Trichloroethene	0.011	0.017

SB-119	3/1/1992 (36-40) ft BGS
VOCs	
Benzene	U
Tetrachloroethene	U
Trichloroethene	U

SB-25	1/1/1989 (6-8) ft BGS	1/1/1989 (13-15) ft BGS
VOCs		
Benzene	U	U
Carbon tetrachloride	U	U
1,1-Dichloroethane	U	U
cis-1,2-Dichloroethene	U	U
Methylene chloride	U	U
1,1,2,2-Tetrachloroethane	U	U
Tetrachloroethene	U	U
1,1,1-Trichloroethane	U	U
Trichloroethene	U	U

MW-11	1/1/1989 (4-6) ft BGS	1/1/1989 (13-15) ft BGS
VOCs		
Benzene	U	U
Carbon tetrachloride	U	U
1,1-Dichloroethane	U	U
cis-1,2-Dichloroethene	U	U
Methylene chloride	U	U
1,1,2,2-Tetrachloroethane	U	U
Tetrachloroethene	U	U
1,1,1-Trichloroethane	U	U
Trichloroethene	U	U

SB-26	1/1/1989 (8-10) ft BGS	1/1/1989 (13-15) ft BGS
VOCs		
Benzene	U	U
Carbon tetrachloride	U	U
1,1-Dichloroethane	U	U
cis-1,2-Dichloroethene	U	U
Methylene chloride	U	U
1,1,2,2-Tetrachloroethane	U	U
Tetrachloroethene	U	U
1,1,1-Trichloroethane	U	U
Trichloroethene	U	U

SB-116	3/1/1992 (28-30) ft BGS	3/1/1992 (48-49) ft BGS
VOCs		
Trichloroethene	0.039 (A)	0.038 (A)

SB-29	1/1/1989 (6-8) ft BGS	1/1/1989 (12-14) ft BGS
VOCs		
Benzene	U	U
Carbon tetrachloride	U	U
1,1-Dichloroethane	U	U
cis-1,2-Dichloroethene	U	U
Methylene chloride	U	0.007
1,1,2,2-Tetrachloroethane	U	U
Tetrachloroethene	U	U
1,1,1-Trichloroethane	U	U
Trichloroethene	U	U

SB-23	1/1/1989 (13-15) ft BGS	1/1/1989 (18-20) ft BGS
VOCs		
Benzene	U	U
Carbon tetrachloride	U	U
1,1-Dichloroethane	U	U
cis-1,2-Dichloroethene	U	U
Methylene chloride	U	U
1,1,2,2-Tetrachloroethane	U	U
Tetrachloroethene	U	U
1,1,1-Trichloroethane	U	U
Trichloroethene	0.012	U

MW-10	1/1/1989 (2-4) ft BGS	1/1/1989 (13-15) ft BGS
VOCs		
Benzene	U	U
Carbon tetrachloride	U	U
1,1-Dichloroethane	U	U
cis-1,2-Dichloroethene	U	0.027
Methylene chloride	0.008	U
1,1,2,2-Tetrachloroethane	U	U
Tetrachloroethene	U	U
1,1,1-Trichloroethane	U	U
Trichloroethene	0.017	0.19 (A)

	IDEM Residential Migration to Ground Water (MTG) Screening Levels A	IDEM Commercial/Industrial Direct Contact Screening Levels B	IDEM Excavation Direct Contact Screening Levels C
VOCs			
Benzene	0.051	54	760
Carbon tetrachloride	0.039	30	460
1,1-Dichloroethane	0.14	170	1700
1,1-Dichloroethene	0.05	1100	1200
cis-1,2-Dichloroethene	0.41	2000	2400
Methylene Chloride	0.025	3100	3300
1,1,2,2-Tetrachloroethane	0.0052	28	1900
Tetrachloroethene	0.045	170	170
1,1,1-Trichloroethane	1.4	640	640
Trichloroethene	0.036	20	34
Vinyl Chloride	0.014	17	660

0 50 100ft

LEGEND

- RAILROAD
- FENCE
- APPROXIMATE SITE BOUNDARY
- MONITORING WELL LOCATION
- BOREHOLE LOCATION

SB-119	3/1/1992 (38-40) ft BGS
VOCs	
Benzene	U
Tetrachloroethene	U
Trichloroethene	U

- SAMPLE LOCATION
- SAMPLE DATE
- SAMPLE DEPTH
- RESULT (mg/kg)
- PARAMETER
- EXCEEDANCE

NOTES:
(1) IDEM Appendix A: Screening Levels Remediation Closure Guide - March 25, 2014
U - Not present at or above the associated value
J - Estimated concentration
ND - Non Detect (calculation)
- All Site structures shown have been demolished to grade

SCALE VERIFICATION

THIS BAR MEASURES 1" ON ORIGINAL. ADJUST SCALE ACCORDINGLY.

AOI 16: FORMER DELCO REMY PROPERTY VOCs

RFI REPORT

FORMER MANUAL TRANSMISSIONS OF MUNCIE FACILTY
MUNCIE, INDIANA

CONESTOGA-ROVERS & ASSOCIATES

Source Reference:

Project Manager:	Reviewed By:	Date:	
S.R.	J.B.	APRIL 2014	
Scale: 1"=100'	Project N°: 017324-T07	Report N°: 010	Drawing N°: 39a

017324-T07(010)GN-SC040 APR 16/2014

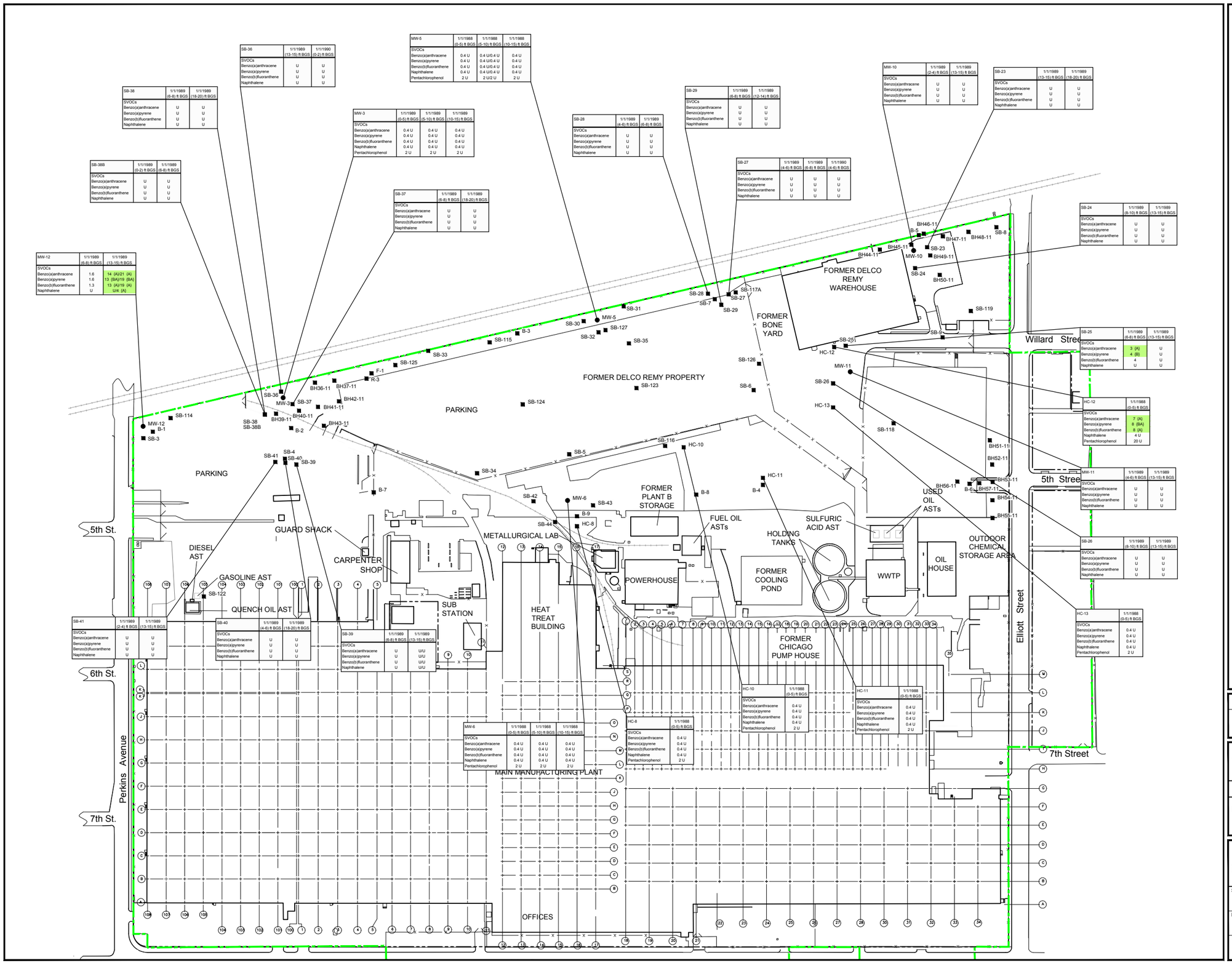

SB-38	1/1/1989 (6-8) ft BGS	1/1/1989 (18-20) ft BGS
SVOCs		
Benzo(a)anthracene	U	U
Benzo(a)pyrene	U	U
Benzo(b)fluoranthene	U	U
Naphthalene	U	U

SB-38B	1/1/1989 (0-2) ft BGS	1/1/1989 (6-8) ft BGS
SVOCs		
Benzo(a)anthracene	U	U
Benzo(a)pyrene	U	U
Benzo(b)fluoranthene	U	U
Naphthalene	U	U

MW-12	1/1/1989 (6-8) ft BGS	1/1/1989 (13-15) ft BGS
SVOCs		
Benzo(a)anthracene	1.6	14 (A)/21 (A)
Benzo(a)pyrene	1.6	13 (BA)/19 (BA)
Benzo(b)fluoranthene	1.3	13 (A)/19 (A)
Naphthalene	U	U/4 (A)

SB-36	1/1/1989 (13-15) ft BGS	1/1/1990 (0-2) ft BGS
SVOCs		
Benzo(a)anthracene	U	U
Benzo(a)pyrene	U	U
Benzo(b)fluoranthene	U	U
Naphthalene	U	U

MW-5	1/1/1988 (0-5) ft BGS	1/1/1988 (5-10) ft BGS	1/1/1988 (10-15) ft BGS
SVOCs			
Benzo(a)anthracene	0.4 U	0.4 U/0.4 U	0.4 U
Benzo(a)pyrene	0.4 U	0.4 U/0.4 U	0.4 U
Benzo(b)fluoranthene	0.4 U	0.4 U/0.4 U	0.4 U
Naphthalene	0.4 U	0.4 U/0.4 U	0.4 U
Pentachlorophenol	2 U	2 U/2 U	2 U

MW-3	1/1/1989 (0-5) ft BGS	1/1/1989 (5-10) ft BGS	1/1/1989 (10-15) ft BGS
SVOCs			
Benzo(a)anthracene	0.4 U	0.4 U	0.4 U
Benzo(a)pyrene	0.4 U	0.4 U	0.4 U
Benzo(b)fluoranthene	0.4 U	0.4 U	0.4 U
Naphthalene	0.4 U	0.4 U	0.4 U
Pentachlorophenol	2 U	2 U	2 U

SB-37	1/1/1989 (6-8) ft BGS	1/1/1989 (18-20) ft BGS
SVOCs		
Benzo(a)anthracene	U	U
Benzo(a)pyrene	U	U
Benzo(b)fluoranthene	U	U
Naphthalene	U	U

SB-28	1/1/1989 (4-6) ft BGS	1/1/1989 (6-8) ft BGS
SVOCs		
Benzo(a)anthracene	U	U
Benzo(a)pyrene	U	U
Benzo(b)fluoranthene	U	U
Naphthalene	U	U

SB-29	1/1/1989 (6-8) ft BGS	1/1/1989 (12-14) ft BGS
SVOCs		
Benzo(a)anthracene	U	U
Benzo(a)pyrene	U	U
Benzo(b)fluoranthene	U	U
Naphthalene	U	U

SB-27	1/1/1989 (4-6) ft BGS	1/1/1989 (6-8) ft BGS	1/1/1989 (4-6) ft BGS
SVOCs			
Benzo(a)anthracene	U	U	U
Benzo(a)pyrene	U	U	U
Benzo(b)fluoranthene	U	U	U
Naphthalene	U	U	U

MW-10	1/1/1989 (2-4) ft BGS	1/1/1989 (13-15) ft BGS
SVOCs		
Benzo(a)anthracene	U	U
Benzo(a)pyrene	U	U
Benzo(b)fluoranthene	U	U
Naphthalene	U	U

SB-23	1/1/1989 (13-15) ft BGS	1/1/1989 (18-20) ft BGS
SVOCs		
Benzo(a)anthracene	U	U
Benzo(a)pyrene	U	U
Benzo(b)fluoranthene	U	U
Naphthalene	U	U

SB-24	1/1/1989 (8-10) ft BGS	1/1/1989 (13-15) ft BGS
SVOCs		
Benzo(a)anthracene	U	U
Benzo(a)pyrene	U	U
Benzo(b)fluoranthene	U	U
Naphthalene	U	U

SB-25	1/1/1989 (6-8) ft BGS	1/1/1989 (13-15) ft BGS
SVOCs		
Benzo(a)anthracene	3 (A)	U
Benzo(a)pyrene	4 (B)	U
Benzo(b)fluoranthene	4	U
Naphthalene	U	U

HC-12	1/1/1988 (0-5) ft BGS
SVOCs	
Benzo(a)anthracene	7 (A)
Benzo(a)pyrene	8 (BA)
Benzo(b)fluoranthene	8 (A)
Naphthalene	4 U
Pentachlorophenol	20 U

MW-11	1/1/1989 (4-6) ft BGS	1/1/1989 (13-15) ft BGS
SVOCs		
Benzo(a)anthracene	U	U
Benzo(a)pyrene	U	U
Benzo(b)fluoranthene	U	U
Naphthalene	U	U

SB-26	1/1/1989 (8-10) ft BGS	1/1/1989 (13-15) ft BGS
SVOCs		
Benzo(a)anthracene	U	U
Benzo(a)pyrene	U	U
Benzo(b)fluoranthene	U	U
Naphthalene	U	U

HC-13	1/1/1988 (0-5) ft BGS
SVOCs	
Benzo(a)anthracene	0.4 U
Benzo(a)pyrene	0.4 U
Benzo(b)fluoranthene	0.4 U
Naphthalene	0.4 U
Pentachlorophenol	2 U

SB-41	1/1/1989 (2-4) ft BGS	1/1/1989 (13-15) ft BGS
SVOCs		
Benzo(a)anthracene	U	U
Benzo(a)pyrene	U	U
Benzo(b)fluoranthene	U	U
Naphthalene	U	U

SB-40	1/1/1989 (4-6) ft BGS	1/1/1989 (18-20) ft BGS
SVOCs		
Benzo(a)anthracene	U	U
Benzo(a)pyrene	U	U
Benzo(b)fluoranthene	U	U
Naphthalene	U	U

SB-39	1/1/1989 (6-8) ft BGS	1/1/1989 (13-15) ft BGS
SVOCs		
Benzo(a)anthracene	U	U/U
Benzo(a)pyrene	U	U/U
Benzo(b)fluoranthene	U	U/U
Naphthalene	U	U/U

MW-6	1/1/1988 (0-5) ft BGS	1/1/1988 (5-10) ft BGS	1/1/1988 (10-15) ft BGS
SVOCs			
Benzo(a)anthracene	0.4 U	0.4 U	0.4 U
Benzo(a)pyrene	0.4 U	0.4 U	0.4 U
Benzo(b)fluoranthene	0.4 U	0.4 U	0.4 U
Naphthalene	0.4 U	0.4 U	0.4 U
Pentachlorophenol	2 U	2 U	2 U

HC-8	1/1/1988 (0-5) ft BGS
SVOCs	
Benzo(a)anthracene	0.4 U
Benzo(a)pyrene	0.4 U
Benzo(b)fluoranthene	0.4 U
Naphthalene	0.4 U
Pentachlorophenol	2 U

HC-10	1/1/1988 (0-5) ft BGS
SVOCs	
Benzo(a)anthracene	0.4 U
Benzo(a)pyrene	0.4 U
Benzo(b)fluoranthene	0.4 U
Naphthalene	0.4 U
Pentachlorophenol	2 U

HC-11	1/1/1988 (0-5) ft BGS
SVOCs	
Benzo(a)anthracene	0.4 U
Benzo(a)pyrene	0.4 U
Benzo(b)fluoranthene	0.4 U
Naphthalene	0.4 U
Pentachlorophenol	2 U

0 50 100ft

LEGEND

- RAILROAD
- FENCE
- APPROXIMATE SITE BOUNDARY
- MONITORING WELL LOCATION
- BOREHOLE LOCATION

HC-12	1/1/1988 (0-5) ft BGS
SVOCs	
Benzo(a)anthracene	7 (A)
Benzo(a)pyrene	8 (BA)
Benzo(b)fluoranthene	8 (A)
Naphthalene	4 U
Pentachlorophenol	20 U

SAMPLE LOCATION
SAMPLE DATE
SAMPLE DEPTH
RESULT (mg/kg)
PARAMETER
EXCEEDANCE

	IDEM Residential Migration to Ground Water (MTG) Screening Levels A	IDEM Commercial/Industrial Direct Contact Screening Levels B	IDEM Excavation Direct Contact Screening Levels C
SVOCs			
Benzo(a)anthracene	2.1	21	1300
Benzo(a)pyrene	4.7	2.1	130
Benzo(b)fluoranthene	7	21	1300
Biphenyl (1,1-Biphenyl)	0.17	210	350
Dibenzofuran	2.1	1000	1700
Naphthalene	0.092	180	1000
Pentachlorophenol	0.2	27	2000

NOTES:
(1) IDEM Appendix A: Screening Levels Remediation Closure Guide - March 25, 2014
U - Not present at or above the associated value
J - Estimated concentration
ND - Non Detect (calculation)
- All Site structures shown have been demolished to grade

SCALE VERIFICATION

THIS BAR MEASURES 1" ON ORIGINAL. ADJUST SCALE ACCORDINGLY.

AOI 16: FORMER DELCO REMY PROPERTY SVOCs

RFI REPORT

FORMER MANUAL TRANSMISSIONS OF MUNCIE FACILITY
MUNCIE, INDIANA

CONESTOGA-ROVERS & ASSOCIATES

Source Reference:

Project Manager:	Reviewed By:	Date:	
S.R.	J.B.	APRIL 2014	
Scale: 1"=100'	Project N°: 017324-T07	Report N°: 010	Drawing N°: 39b

017324-T07(010)GN-SC041 APR 16/2014

B-1	6/1/1978 (4) ft BGS	6/1/1978 (9) ft BGS	6/1/1978 (19) ft BGS	6/1/1978 (24) ft BGS	6/1/1978 (34) ft BGS	6/1/1978 (44) ft BGS	6/1/1978 (54) ft BGS	6/1/1978 (64) ft BGS	6/1/1978 (74) ft BGS
PCBs									
Total PCBs	0.0079	0.002 U	0.02	0.015	0.012	0.002 U	0.02	0.039	0.0066
Metals									
Arsenic	0.65	0.05 U	0.36	0.76	1.91	0.55	0.44	0.22	0.27
Cadmium	2.1	2.5	3	2.9	2.7	2	1.7	1.7	2
Lead	106	35	28	130	26	17 U	13 U	70	13

B-3	6/1/1978 (1) ft BGS	6/1/1978 (5) ft BGS	6/1/1978 (10) ft BGS	6/1/1978 (15) ft BGS	6/1/1978 (20) ft BGS	6/1/1978 (30) ft BGS	6/1/1978 (40) ft BGS	6/1/1978 (50) ft BGS	6/1/1978 (60) ft BGS	6/1/1978 (65) ft BGS	6/1/1978 (70) ft BGS
PCBs											
Total PCBs	0.05	0.0071	0.0033	0.05	0.022	0.018	0.05	0.025	0.0055	0.017	0.017
Metals											
Arsenic	U	-	U	-	1.11	1.46	10.18 (A)	1.92	0.52	0.15	U
Cadmium	4	2.5	2.3	2.3	1.7	2.4	3.4	2.4	3	2.8	2.1
Lead	89	25	32	34	34	47	60	25	109	55	142

MW-5	1/1/1988 (0-5) ft BGS	1/1/1988 (5-10) ft BGS	1/1/1988 (10-15) ft BGS
PCBs			
Aroclor-1248 (PCB-1248)	9 U	9 U/9 U	9 U
Total PCBs	9 U	9 U/9 U	9 U
Metals			
Arsenic	8 (A)	5/3	2
Cadmium	1 U	1 U/1 U	1 U
Lead	130	10/6	2

B-5	6/1/1978 (0-0.08) ft BGS	6/1/1978 (0.08-0.16) ft BGS	6/1/1978 (0.16-0.33) ft BGS	6/1/1978 (0.5-0.66) ft BGS	6/1/1978 (1) ft BGS	6/1/1978 (1.1-1.16) ft BGS	6/1/1978 (1.5-1.66) ft BGS	6/1/1978 (3.5) ft BGS	6/1/1978 (8.5) ft BGS	6/1/1978 (18.5) ft BGS	6/1/1978 (28.5) ft BGS	6/1/1978 (33.5) ft BGS	6/1/1978 (38.5) ft BGS	6/1/1978 (48.5) ft BGS	6/1/1978 (53.5) ft BGS	6/1/1978 (58.5) ft BGS
PCBs																
Total PCBs	0.2486	0.2685	0.3398	0.3983	0.044	0.0258	0.1002	-	0.038	0.041	0.03	-	0.064	0.047	-	0.15
Metals																
Arsenic	30.29 (AB)	7.16 [A]	1.43	1.64	0.44	3.92	0.79	0.05 U	0.42	1.08	0.88	0.05 U	2.55	1.45	0.3	1.45
Cadmium	2.9	1.9	1.8	1.9	3 U	1.4	1.5	1	3 U	5.9	3 U	1.5	3 U	3	2	5.7
Lead	14000 (ABC)	3400 (ABC)	1600 (ABC)	590 (A)	1400 (ABC)	192	485 (A)	28	20	34	510 (A)	20	19	637 (A)	23	71

MW-3	1/1/1989 (0-5) ft BGS	1/1/1989 (5-10) ft BGS	1/1/1989 (10-15) ft BGS
Metals			
Arsenic	10 (A)	5	5
Cadmium	1 U	1 U	1 U
Lead	330 (A)	1 U	1 U

BH2-13	2/11/2013 (0-2.5) ft BGS	2/11/2013 (2.5-5) ft BGS
Metals		
Lead	350 (A)	15

BH40-11	11/21/2011 (0-2) ft BGS	11/21/2011 (5-7) ft BGS
Metals		
Lead	19	15

BH36-11	11/21/2011 (0-2) ft BGS	11/21/2011 (5-7) ft BGS
Metals		
Lead	310 (A)	21

BH41-11	11/21/2011 (0-2) ft BGS	11/21/2011 (5-7) ft BGS
Metals		
Lead	8.6/8.9	17

BH37-11	11/21/2011 (0-2) ft BGS	11/21/2011 (5-7) ft BGS
Metals		
Lead	780 (A)	16

BH42-11	11/21/2011 (2-4) ft BGS	11/21/2011 (5-7) ft BGS
Metals		
Lead	45	19

BH3-13	2/11/2013 (0-2.5) ft BGS
Metals	
Lead	110

BH43-11	11/21/2011 (0-2) ft BGS	11/21/2011 (5-7) ft BGS
Metals		
Lead	8.3	15

BH4-13	2/11/2013 (0-2.5) ft BGS
Metals	
Lead	65

BH5-13	2/11/2013 (5-7.5) ft BGS
Metals	
Lead	7.6

BH39-11	11/21/2011 (0-2) ft BGS	11/21/2011 (5-7) ft BGS
Metals		
Lead	130	15

SB-7	1/1/1988 (0-5) ft BGS	1/1/1988 (5-10) ft BGS	1/1/1988 (10-15) ft BGS
PCBs			
Aroclor-1248 (PCB-1248)	2 (A)	0.3 U	0.07 U
Total PCBs	2 (A)	0.3 U	0.07 U
Metals			
Arsenic	5	6 (A)	3
Cadmium	1 U	1 U	1 U
Lead	75	6	4

BH44-11	11/22/2011 (0-2) ft BGS	11/22/2011 (2-4) ft BGS	11/22/2011 (18-20) ft BGS
Metals			
Arsenic	-	11 (A)	-
Cadmium	-	0.62	-
Cobalt	-	7.4 (A)	-
Iron	-	17000 (A)	-
Lead	340 (A)	1100 (ABC)	6.9
Manganese	-	320	-

BH45-11	11/22/2011 (0-2) ft BGS	11/22/2011 (2-4) ft BGS
Metals		
Lead	11	17

BH8-13	2/12/2013 (0-2.5) ft BGS	2/12/2013 (2.5-5) ft BGS
Metals		
Lead	29	37

BH46-11	11/22/2011 (0-2) ft BGS	11/22/2011 (2-4) ft BGS
Metals		
Lead	290 (A)	27

BH47-11	11/22/2011 (0-2) ft BGS	11/22/2011 (2-4) ft BGS
Metals		
Lead	17	14

BH48-11	11/21/2011 (0-2) ft BGS	11/21/2011 (2-4) ft BGS
Metals		
Lead	200	20

SB-8	1/1/1988 (0-5) ft BGS	1/1/1988 (5-10) ft BGS	1/1/1988 (10-15) ft BGS
Metals			
Arsenic	5	6 (A)	3
Cadmium	1 U	1 U	1 U
Lead	5	15	1 U

BH49-11	11/22/2011 (0-2) ft BGS	11/22/2011 (2-4) ft BGS
Metals		
Lead	18	9.9

BH50-11	11/22/2011 (0-2) ft BGS	11/22/2011 (2-4) ft BGS
Metals		
Lead	170	9.5/9.7

BH9-13	2/12/2013 (7-9) ft BGS	2/12/2013 (9-11) ft BGS
Metals		
Lead	4.7	6.5

SB-9	1/1/1988 (0-5) ft BGS	1/1/1988 (5-10) ft BGS	1/1/1988 (10-15) ft BGS
Metals			
Arsenic	1 U	1 U	2
Cadmium	1 U	1 U	1 U
Lead	20	11	12

HC-12	1/1/1988 (0-5) ft BGS
PCBs	
Aroclor-1248 (PCB-1248)	7 U
Total PCBs	7 U

SB-6	1/1/1988 (0-5) ft BGS	1/1/1988 (5-10) ft BGS	1/1/1988 (10-15) ft BGS
PCBs			
Aroclor-1248 (PCB-1248)	0.08 U	0.07 U/0.07 U	0.08 U
Total PCBs	0.08 U	0.07 U/0.07 U	0.08 U
Metals			
Arsenic	4	4/5	5
Cadmium	1 U	1 U/1 U	1 U
Lead	10	7/8	6

HC-13	1/1/1988 (0-5) ft BGS
PCBs	
Aroclor-1248 (PCB-1248)	7 U
Total PCBs	7 U

BH11-13	2/12/2013 (0-2.5) ft BGS
Metals	
Lead	68 J/8.2 J

BH51-11	11/21/2011 (0-2) ft BGS	11/21/2011 (2-4) ft BGS
Metals		
Lead	340 (A)	52

BH12-13	2/12/2013 (0-2.5) ft BGS
Metals	
Lead	14

BH52-11	11/21/2011 (0-2) ft BGS	11/21/2011 (2-4) ft BGS
Metals		
Lead	23	180

BH53-11	11/21/2011 (0-2) ft BGS	11/21/2011 (2-4) ft BGS
Metals		
Lead	19	11

BH57-11	11/21/2011 (0-2) ft BGS	11/21/2011 (2-4) ft BGS
Metals		
Lead	11	14

BH54-11	11/21/2011 (0-2) ft BGS	11/21/2011 (2-4) ft BGS
Metals		
Lead	23	26

BH55-11	11/21/2011 (0-2) ft BGS	11/21/2011 (2-4) ft BGS
Metals		
Lead	220	15

BH56-11	11/21/2011 (0-2) ft BGS	11/21/2011 (2-4) ft BGS
Metals		
Lead	21	24

SB-3	1/1/1988 (0-5) ft BGS	1/1/1988 (5-10) ft BGS	1/1/1988 (10-15) ft BGS
Metals			
Arsenic	3	8 (A)	4
Cadmium	1 U	1 U	1 U
Lead	16	110	1 U

SB-4	1/1/1988 (0-5) ft BGS	1/1/1988 (5-10) ft BGS	1/1/1988 (10-15) ft BGS
Metals			
Arsenic	17 (A)	17 (A)	10 (A)
Cadmium	1 U	1 U	1 U
Lead	10	12	11

B-7	6/1/1978 (1-2) ft BGS	6/1/1978 (2-4) ft BGS	6/1/1978 (4-6) ft BGS	6/1/1978 (6-8) ft BGS	6/1/1978 (8-10) ft BGS	6/1/1978 (15-17) ft BGS
PCBs						
Total PCBs	0.0089	-	0.0034	0.0029	0.0098	0.0364
Metals						
Arsenic	3.46	2.68	1.52	1.27	0.98	0.58
Cadmium	0.85	2	1.2	1.4	1.6	1.4
Lead	20	35	40	28	19	29

MW-6	1/1/1988 (0-5) ft BGS	1/1/1988 (5-10) ft BGS	1/1/1988 (10-15) ft BGS
PCBs			
Aroclor-1248 (PCB-1248)	9 U	9 U	9 U
Total PCBs	9 U	9 U	9 U
Metals			
Arsenic	6 (A)	8 (A)	3
Cadmium	1 U	1 U	1 U
Lead	32	43	4

HC-8	1/1/1988 (0-5) ft BGS
PCBs	
Aroclor-1248 (PCB-1248)	7 U
Total PCBs	7 U

B-2	6/1/1978 (0-0.08) ft BGS	6/1/1978 (0.08-0.16) ft BGS	6/1/1978 (0.16-0.33) ft BGS	6/1/1978 (0.5-0.66) ft BGS	6/1/1978 (1-1.16) ft BGS	6/1/1978 (1.5-1.66) ft BGS	6/1/1978 (4) ft BGS	6/1/1978 (14) ft BGS	6/1/1978 (24) ft BGS	6/1/1978 (34) ft BGS	6/1/1978 (44) ft BGS	6/1/1978 (54) ft BGS	6/1/1978 (64) ft BGS	6/1/1978 (74) ft BGS	6/1/1978 (84) ft BGS
PCBs															
Total PCBs	0.514	2.358 (A)	0.618	0.1357	0.0232	0.0465	1.25	0.102	0.41	0.102	0.108	0.01	0.028	0.005 U	0.07
Metals															
Arsenic	5.9	10 (A)	26.51 (AB)	4.88	1.24	2.34	1.35	6.4 (A)	0.5	0.48	1.02	0.35	0.23	0.24	0.68
Cadmium	1.9	1.9	2	2	1.8	1.5	2.4	21 (A)	3.8	1.7	1.4	1.7	1.2	1.7	1.2
Lead	18000 (ABC)	32000 (ABC)	40000 (ABC)	5600 (ABC)	66	534 (A)	1100 (ABC)	50	90	15	17	43	150	13 U	13 U

B-9	6/1/1978 (1-3) ft BGS	6/1/1978 (3-4) ft BGS	6/1/1978 (4-6) ft BGS	6/1/1978 (6-8) ft BGS	6/1/1978 (8-10) ft BGS	6/1/1978 (15-17) ft BGS
PCBs						
Total PCBs	0.0354	0.026	0.1704	0.0452	0.0131	0.011
Metals						
Arsenic	1.84	0.93	1.56	0.66	1.27	2.45
Cadmium	1.9	1.8	1.8	1.8	1.7	3.7
Lead	31	34	19	19	23	22

SB-5	1/1/1988 (0-5) ft BGS	1/1/1988 (5-10) ft BGS	1/1/1988 (10-15) ft BGS
PCBs			
Aroclor-1248 (PCB-1248)	0.15 U	0.08 U	0.07 U
Total PCBs	0.15 U	0.08 U	0.07 U
Metals			
Arsenic	8 (A)	7 (A)	3
Cadmium	1 U	1 U	1 U
Lead	14	14	5

B-6	6/1/1978 (0-0.08) ft BGS	6/1/1978 (3.5) ft BGS	6/1/1978 (13.5) ft BGS	6/1/1978 (23.5) ft BGS	6/1/1978 (33.5) ft BGS	6/1/1978 (38.5) ft BGS	6/1/1978 (43.5) ft BGS	6/1/1978 (48.5) ft BGS	6/1/1978 (58.5) ft BGS
PCBs									
Total PCBs	0.4187	0.017	0.114	U	0.175	0.016	0.007 U	0.061	0.023
Metals									
Arsenic	2.88	0.2	0.88	1.39	1.07	12.2 (A)	20 (A)	15 (A)	49 (AB)
Cadmium	2.9	3 U	3	3	3.6	1.9	1.5	1.6	1.9
Lead	3600 (ABC)	127	52	44	32	33	20	15	49

B-4	6/1/1978 (3) ft BGS	6/1/1978 (8.5) ft BGS	6/1/1978 (18.5) ft BGS	6/1/1978 (33.5) ft BGS	6/1/1978 (43.5) ft BGS	6/1/1978 (53.5) ft BGS	6/1/1978 (68.5) ft BGS	6/1/1978 (78.5) ft BGS
PCBs								
Total PCBs	0.0053	0.0068	0.03	0.044	0.017	0.053	0.002 U	0.103
Metals								
Arsenic	0.26	0.96	0.43	0.89	1.02	0.99	1.71	1.1
Cadmium	2.2	2	2.3	1.9	1	1.5	1	1.9
Lead	16	23	20	17	29	181	16	34

HC-10	1/1/1988 (0-5) ft BGS
PCBs	
Aroclor-1248 (PCB-1248)	7 U
Total PCBs	7 U

B-8	6/1/1978 (1-2) ft BGS	6/1/1978 (2-4) ft BGS	6/1/1978 (4-6) ft BGS	6/1/1978 (6-8) ft BGS	6/1/1978 (8-10) ft BGS	6/1/1978 (15-17) ft BGS
PCBs						
Total PCBs	0.004 U	0.0749	0.0157	0.0039	0.0048	0.0561
Metals						
Arsenic	1.5	1.3	1.4	1.29	1.61	1.11
Cadmium	4	1.5	1.4	1	2	2
Lead	39	20	17	14	25	17

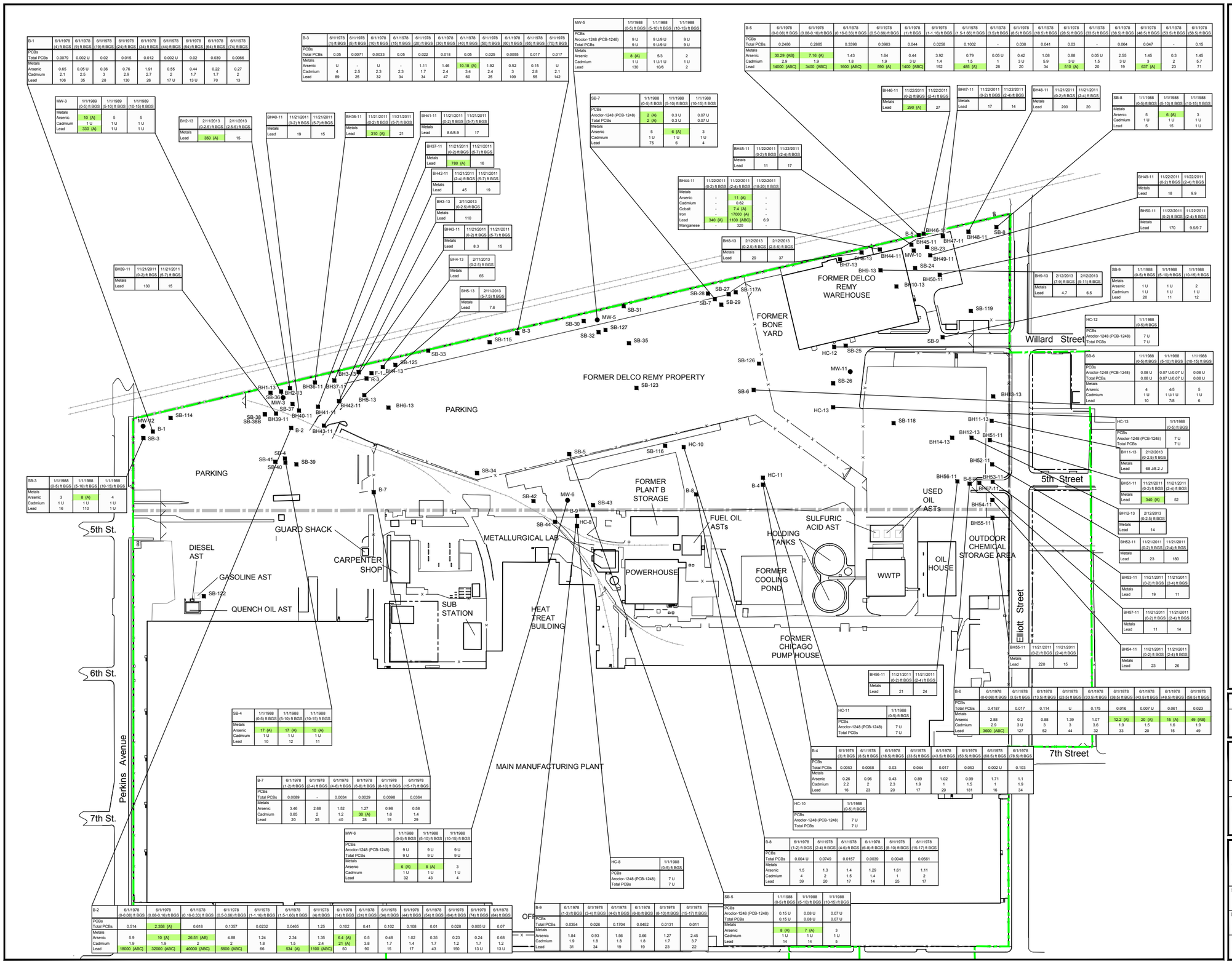

0 50 100ft

LEGEND

- RAILROAD
- FENCE
- APPROXIMATE SITE BOUNDARY
- APPROXIMATE FORMER DELCO REMY PROPERTY BOUNDARY
- MONITORING WELL LOCATION
- BOREHOLE LOCATION
- SAMPLE LOCATION
- SAMPLE DATE
- SAMPLE DEPTH
- RESULT (mg/kg)
- PARAMETER
- EXCEEDANCE

BH49-11	11/22/2011 (0-2) ft BGS	11/22/2011 (2-4) ft BGS
Metals		
Lead	18	9.9

	IDEM Residential Migration to Ground Water (MTG) Screening Levels A	IDEM Commercial/Industrial Direct Contact Screening Levels B	IDEM Excavation Direct Contact Screening Levels C
PCBs			
Aroclor-1248 (PCB-1248)	1	57.4	460
Total PCBs	1.6	7.4	460
Metals			
Arsenic	5.9	24	640
Cadmium	7.5	800	1300
Chromium VI (hexavalent)	0.12	56	2400
Cobalt	4.3	300	520
Iron	5600	100000	100000
Lead	270	800	1000
Manganese	420	23000	39000

NOTES:
(1) IDEM Appendix A: Screening Levels Remediation Closure Guide - March 25, 2014
U - Not present at or above the associated value
J - Estimated concentration
ND -Non Detect (calculation)
- All Site structures shown have been demolished to grade

SCALE VERIFICATION

THIS BAR MEASURES 1" ON ORIGINAL. ADJUST SCALE ACCORDINGLY.

AOI 16: FORMER DELCO REMY PROPERTY PCBs AND METALS

RFI REPORT

FORMER MANUAL TRANSMISSIONS OF MUNCIE FACILITY
MUNCIE, INDIANA

CONESTOGA-ROVERS & ASSOCIATES

Source Reference:

Project Manager:	Reviewed By:	Date:	
S.R.	J.B.	APRIL 2014	
Scale: 1"=100'	Project No: 017324-T07	Report No: 010	Drawing No: 39c

017324-T07(010)GN-SC042 APR 16/2014

LEGEND

- APPROXIMATE SITE BOUNDARY
- RAILROAD
- FENCE
- SOIL BORING LOCATION

N

0 30 60ft

SB-01(CRA)	2/21/2002 (2-4) ft BGS
SVOCs	
Benzo(a)anthracene	0.41 U
Benzo(a)pyrene	0.41 U
Benzo(b)fluoranthene	0.41 U
Naphthalene	0.41 U

SAMPLE LOCATION
SAMPLE DATE
SAMPLE DEPTH
RESULT (mg/kg)
PARAMETER

EXCEEDANCE

	IDEM Residential Migration to Ground Water (MTG) Screening Levels A	IDEM Commercial/Industrial Direct Contact Screening Levels B	IDEM Excavation Direct Contact Screening Levels C
VOCs			
Benzene	0.051	54	750
Carbon tetrachloride	0.039	30	460
1,1-Dichloroethane	0.14	170	1700
1,1-Dichloroethene	0.05	1100	1200
cis-1,2-Dichloroethene	0.41	2000	2400
Methylene Chloride	0.025	3100	3300
1,1,2,2-Tetrachloroethane	0.0052	28	1900
Tetrachloroethene	0.045	170	170
1,1,1-Trichloroethane	1.4	640	640
Trichloroethene	0.036	20	34
Vinyl Chloride	0.014	17	660
SVOCs			
Benzo(a)anthracene	2.1	21	1300
Benzo(a)pyrene	4.7	2.1	130
Benzo(b)fluoranthene	7	21	1300
Biphenyl (1,1-Biphenyl)	0.17	210	350
Dibenzofuran	2.1	1000	1700
Naphthalene	0.092	180	1000
Pentachlorophenol	0.2	27	2000
PCBs			
Aroclor-1248 (PCB-1248)	1	7.4	460
Total PCBs	1.6	7.4	460
Metals			
Arsenic	5.9	24	640
Cadmium	7.5	800	1300
Chromium VI (hexavalent)	0.12	56	2400
Cobalt	4.3	300	520
Iron	5600	100000	100000
Lead	270	800	1000
Manganese	420	23000	39000

NOTES:
(1) IDEM Appendix A: Screening Levels Remediation Closure Guide - March 25, 2014
U - Not present at or above the associated value
J - Estimated concentration
ND - Non Detect (calculation)
- All Site structures shown have been demolished to grade

SB-03(CRA)

SB-03(CRA)	2/21/2002 (1-2) ft BGS
VOCs	
Benzene	0.0012 U
Carbon tetrachloride	0.0012 U
1,1-Dichloroethane	0.0012 U
1,1-Dichloroethene	0.0012 U
cis-1,2-Dichloroethene	0.0012 U
Methylene chloride	0.0059 U
1,1,2,2-Tetrachloroethane	0.0024 U
Tetrachloroethene	0.0012 U
1,1,1-Trichloroethane	0.0012 U
Trichloroethene	0.0012 U
Vinyl chloride	0.0024 U
SVOCs	
Benzo(a)anthracene	0.39 U
Benzo(a)pyrene	0.39 U
Benzo(b)fluoranthene	0.39 U
Naphthalene	0.39 U
PCBs	
Aroclor-1248 (PCB-1248)	0.39 U
Total PCBs	0.39 U
Metals	
Arsenic	2.87
Cadmium	0.0832
Lead	5.21

SB-02(CRA)

SB-02(CRA)	2/21/2002 (1-2) ft BGS
VOCs	
Benzene	0.0016 U
Carbon tetrachloride	0.0016 U
1,1-Dichloroethane	0.0016 U
1,1-Dichloroethene	0.0016 U
cis-1,2-Dichloroethene	0.0016 U
Methylene chloride	0.0081 U
1,1,2,2-Tetrachloroethane	0.0032 U
Tetrachloroethene	0.0016 U
1,1,1-Trichloroethane	0.0016 U
Trichloroethene	0.0016 U
Vinyl chloride	0.0032 U
SVOCs	
Benzo(a)anthracene	0.41 U
Benzo(a)pyrene	0.41 U
Benzo(b)fluoranthene	0.41 U
Naphthalene	0.41 U
PCBs	
Aroclor-1248 (PCB-1248)	0.41 U
Total PCBs	0.41 U
Metals	
Arsenic	1.94
Cadmium	0.0671
Lead	8.01

SB-01(CRA)

SB-01(CRA)	2/21/2002 (2-4) ft BGS
VOCs	
Benzene	0.0012 U
Carbon tetrachloride	0.0012 U
1,1-Dichloroethane	0.0012 U
1,1-Dichloroethene	0.0012 U
cis-1,2-Dichloroethene	0.0012 U
Methylene chloride	0.0062 U
1,1,2,2-Tetrachloroethane	0.0025 U
Tetrachloroethene	0.0012 U
1,1,1-Trichloroethane	0.0012 U
Trichloroethene	0.0012 U
Vinyl chloride	0.0025 U
SVOCs	
Benzo(a)anthracene	0.41 U
Benzo(a)pyrene	0.41 U
Benzo(b)fluoranthene	0.41 U
Naphthalene	0.41 U
PCBs	
Aroclor-1248 (PCB-1248)	0.41 U
Total PCBs	0.41 U
Metals	
Arsenic	6.53 {A}
Cadmium	0.0974
Lead	10.9

SB-02(CRA)

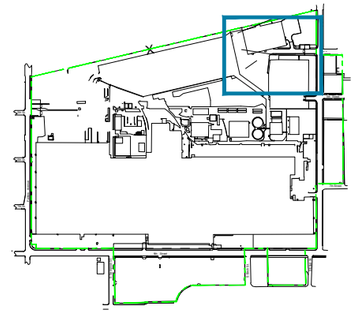

KEY MAP

Elliott

figure 40

AOI 17: FORMER BONE YARD
RFI REPORT
FORMER MANUAL TRANSMISSIONS OF MUNCIE FACILITY
MUNCIE, INDIANA

LEGEND

- FENCE
- APPROXIMATE SITE BOUNDARY
- APPROXIMATE EXTENT OF AOI
- BOREHOLE LOCATION

0 30 60ft

BH-23	9/21/2007 (0-2) ft BGS
Metals	
Arsenic	5.1
Cadmium	0.22 J
Chromium VI (hexavalent)	0.40 J {A}
Cobalt	3.2 J
Iron	8080 {A}
Lead	5.3
Manganese	339

SAMPLE LOCATION
SAMPLE DATE
SAMPLE DEPTH
RESULT (mg/kg)
PARAMETER
EXCEEDANCE

	IDEM Residential Migration to Ground Water (MTG) Screening Levels A	IDEM Commercial/Industrial Direct Contact Screening Levels B	IDEM Excavation Direct Contact Screening Levels C
VOCs			
Benzene	0.051	54	750
Carbon tetrachloride	0.039	30	460
1,1-Dichloroethane	0.14	170	1700
1,1-Dichloroethene	0.05	1100	1200
cis-1,2-Dichloroethene	0.41	2000	2400
Methylene Chloride	0.025	3100	3300
1,1,2,2-Tetrachloroethane	0.0052	28	1900
Tetrachloroethene	0.045	170	170
1,1,1-Trichloroethane	1.4	640	640
Trichloroethene	0.036	20	34
Vinyl Chloride	0.014	17	660
SVOCs			
Benzo(a)anthracene	2.1	21	1300
Benzo(a)pyrene	4.7	2.1	130
Benzo(b)fluoranthene	7	21	1300
Biphenyl (1,1-Biphenyl)	0.17	210	350
Dibenzofuran	2.1	1000	1700
Naphthalene	0.092	180	1000
Pentachlorophenol	0.2	27	2000
PCBs			
Aroclor-1248 (PCB-1248)	1	7.4	460
Total PCBs	1.6	7.4	460
Metals			
Arsenic	5.9	24	640
Cadmium	7.5	800	1300
Chromium VI (hexavalent)	0.12	56	2400
Cobalt	4.3	300	520
Iron	5600	100000	100000
Lead	270	800	1000
Manganese	420	23000	39000

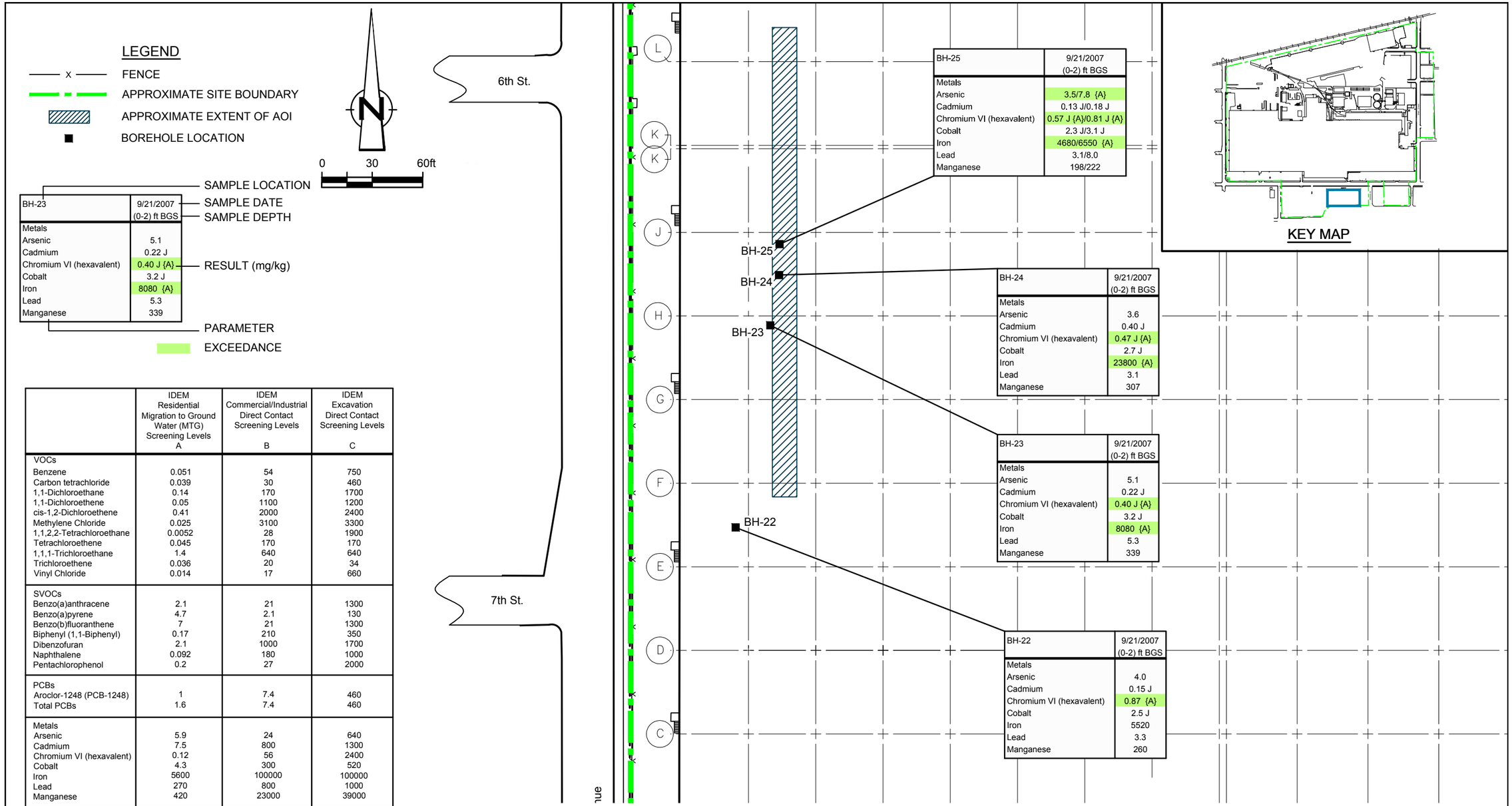

KEY MAP

NOTES:
(1) IDEM Appendix A: Screening Levels Remediation Closure Guide - March 25, 2014
U - Not present at or above the associated value
J - Estimated concentration
ND - Non Detect (calculation)
- All Site structures shown have been demolished to grade

figure 41

AOI 19: GLEASON MACHINES
RFI REPORT
FORMER MANUAL TRANSMISSIONS OF MUNCIE FACILITY
MUNCIE, INDIANA

LEGEND

- RAILROAD
- FENCE
- PCB IMPACTED AREA
- APPROXIMATE EXTENT OF AOI
- BOREHOLE LOCATION
- TRENCH IN POOR CONDITION

0 20 60ft

BH72-11	11/28/2011 (1-2) ft BGS
PCBs	
Aroclor-1248 (PCB-1248)	0.28
Metals	
Arsenic	5.5
Cadmium	0.12 J
Cobalt	3.1 J
Iron	8000 {A}
Lead	8.0
Manganese	260

SAMPLE LOCATION
SAMPLE DATE
SAMPLE DEPTH
RESULT (mg/kg)
PARAMETER
EXCEEDANCE

BH71-11	11/28/2011 (1-2) ft BGS	11/28/2011 (4-6) ft BGS
PCBs		
Aroclor-1248 (PCB-1248)	0.036 U	0.66
Total PCBs	ND	0.66
Metals		
Arsenic	6.7 {A}	4.8
Cadmium	0.15 J	0.090 J
Cobalt	3.9 J	2.2 J
Iron	9800 {A}	4600
Lead	5.5	8.1
Manganese	340	150

BH72-11	11/28/2011 (1-2) ft BGS
PCBs	
Aroclor-1248 (PCB-1248)	0.28
Total PCBs	0.28
Metals	
Arsenic	5.5
Cadmium	0.12 J
Cobalt	3.1 J
Iron	8000 {A}
Lead	8.0
Manganese	260

	IDEM Residential Migration to Ground Water (MTG) Screening Levels A	IDEM Commercial/Industrial Direct Contact Screening Levels B	IDEM Excavation Direct Contact Screening Levels C
VOCs			
Benzene	0.051	54	750
Carbon tetrachloride	0.039	30	460
1,1-Dichloroethane	0.14	170	1700
1,1-Dichloroethene	0.05	1100	1200
cis-1,2-Dichloroethene	0.41	2000	2400
Methylene Chloride	0.025	3100	3300
1,1,2,2-Tetrachloroethane	0.0052	28	1900
Tetrachloroethene	0.045	170	170
1,1,1-Trichloroethane	1.4	640	640
Trichloroethene	0.036	20	34
Vinyl Chloride	0.014	17	660
SVOCs			
Benzo(a)anthracene	2.1	21	1300
Benzo(a)pyrene	4.7	2.1	130
Benzo(b)fluoranthene	7	21	1300
Biphenyl (1,1-Biphenyl)	0.17	210	350
Dibenzofuran	2.1	1000	1700
Naphthalene	0.092	180	1000
Pentachlorophenol	0.2	27	2000
PCBs			
Aroclor-1248 (PCB-1248)	1	7.4	460
Total PCBs	1.6	7.4	460
Metals			
Arsenic	5.9	24	640
Cadmium	7.5	800	1300
Chromium VI (hexavalent)	0.12	56	2400
Cobalt	4.3	300	520
Iron	5600	100000	100000
Lead	270	800	1000
Manganese	420	23000	39000

NOTES:
(1) IDEM Appendix A: Screening Levels Remediation Closure Guide - March 25, 2014
U - Not present at or above the associated value
J - Estimated concentration
ND - Non Detect (calculation)
- All Site structures shown have been demolished to grade

SOURCE: NOTIFICATION OF SELF-IMPLEMENTED PCB CLEAN-UP AND DISPOSAL APPROVAL. O'BRIEN & GERE, OCTOBER 2006

figure 42

AOI 27: TOOL HARDENING
RFI REPORT
FORMER MANUAL TRANSMISSIONS OF MUNCIE FACILITY
Muncie, Indiana

017324-T07(010)GN-SC049 APR 16/2014

LEGEND

- RAILROAD
- FENCE
- PCB IMPACTED AREA
- APPROXIMATE EXTENT OF AOI
- MONITORING WELL LOCATION
- BOREHOLE LOCATION
- PIT IN POOR CONDITION

BH43-13	2/15/2013 (0-2.5) ft BGS
Metals	
Lead	45

- SAMPLE LOCATION
- SAMPLE DATE
- SAMPLE DEPTH
- RESULT (mg/kg)
- PARAMETER
- EXCEEDANCE

0 40 80ft

	IDEM Residential Migration to Ground Water (MTG) Screening Levels A	IDEM Commercial/Industrial Direct Contact Screening Levels B	IDEM Excavation Direct Contact Screening Levels C
VOCs			
Benzene	0.051	54	750
Carbon tetrachloride	0.039	30	460
1,1-Dichloroethane	0.14	170	1700
1,1-Dichloroethene	0.05	1100	1200
cis-1,2-Dichloroethene	0.41	2000	2400
Methylene Chloride	0.025	3100	3300
1,1,2,2-Tetrachloroethane	0.0052	28	1900
Tetrachloroethene	0.045	170	170
1,1,1-Trichloroethane	1.4	640	640
Trichloroethene	0.036	20	34
Vinyl Chloride	0.014	17	660
SVOCs			
Benzo(a)anthracene	2.1	21	1300
Benzo(a)pyrene	4.7	2.1	130
Benzo(b)fluoranthene	7	21	1300
Biphenyl (1,1-Biphenyl)	0.17	210	350
Dibenzofuran	2.1	1000	1700
Naphthalene	0.092	180	1000
Pentachlorophenol	0.2	27	2000
PCBs			
Aroclor-1248 (PCB-1248)	1	7.4	460
Total PCBs	1.6	7.4	460
Metals			
Arsenic	5.9	24	640
Cadmium	7.5	800	1300
Chromium VI (hexavalent)	0.12	56	2400
Cobalt	4.3	300	520
Iron	5600	100000	100000
Lead	270	800	1000
Manganese	420	23000	39000

NOTES:
(1) IDEM Appendix A: Screening Levels Remediation Closure Guide - March 25, 2014
U - Not present at or above the associated value
J - Estimated concentration
ND - Non Detect (calculation)
- All Site structures shown have been demolished to grade

SOURCE: NOTIFICATION OF SELF-IMPLEMENTED PCB CLEAN-UP AND DISPOSAL APPROVAL. O'BRIEN & GERE, OCTOBER 2006

BH73-11	12/2/2011 (14-16) ft BGS	12/2/2011 (18-20) ft BGS
VOCs		
Benzene	0.0017 U	0.0019 U
Carbon tetrachloride	0.0017 U	0.0019 U
1,1-Dichloroethane	0.0017 U	0.0019 U
1,1-Dichloroethene	0.0017 U	0.0019 U
cis-1,2-Dichloroethene	0.0017 U	0.0019 U
Methylene chloride	0.0017 U	0.0019 U
1,1,2,2-Tetrachloroethane	0.0017 U	0.0019 U
Tetrachloroethene	0.0017 U	0.0019 U
1,1,1-Trichloroethane	0.0017 U	0.0019 U
Trichloroethene	0.0017 U	0.0019 U
Vinyl chloride	0.0017 U	0.0019 U
SVOCs		
Benzo(a)anthracene	0.039 U	0.077 U
Benzo(a)pyrene	0.039 U	0.077 U
Benzo(b)fluoranthene	0.039 U	0.077 U
Biphenyl (1,1-Biphenyl)	0.29 U	0.58 U
Dibenzofuran	0.29 U	0.58 U
Naphthalene	0.039 U	0.077 U
Pentachlorophenol	0.87 U	1.7 U
PCBs		
Aroclor-1248 (PCB-1248)	0.038 U	0.038 U
Total PCBs	ND	ND
Metals		
Arsenic	7.5 {A}	6.2 {A}
Cadmium	0.24	0.17 J
Cobalt	6.6 {A}	6.7 {A}
Iron	16000 {A}	16000 {A}
Lead	8.3	7.8
Manganese	290	340

MW-38(CRA)	2/25/2002 (9-9.5) ft BGS
VOCs	
Benzene	0.0012 U
Carbon tetrachloride	0.0012 U
1,1-Dichloroethane	0.0012 U
1,1-Dichloroethene	0.0012 U
cis-1,2-Dichloroethene	0.0012 U
Methylene chloride	0.0058 U
1,1,2,2-Tetrachloroethane	0.0023 U
Tetrachloroethene	0.0012 U
1,1,1-Trichloroethane	0.0012 U
Trichloroethene	0.0012 U
Vinyl chloride	0.0023 U
SVOCs	
Benzo(a)anthracene	0.38 U
Benzo(a)pyrene	0.38 U
Benzo(b)fluoranthene	0.38 U
Naphthalene	0.38 U
PCBs	
Aroclor-1248 (PCB-1248)	0.38 U
Total PCBs	0.38 U
Metals	
Arsenic	1.64
Cadmium	0.0579 U
Lead	6.46 J

BH42-13	2/15/2013 (0-2.5) ft BGS
Metals	
Lead	12

BH76-11	12/1/2011 (0-2) ft BGS
VOCs	
Benzene	0.0025 U
Carbon tetrachloride	0.0025 U
1,1-Dichloroethane	0.0025 U
1,1-Dichloroethene	0.0025 U
cis-1,2-Dichloroethene	0.0025 U
Methylene chloride	0.0025 U
1,1,2,2-Tetrachloroethane	0.0025 U
Tetrachloroethene	0.0025 U
1,1,1-Trichloroethane	0.0025 U
Trichloroethene	0.0025 U
Vinyl chloride	0.0025 U
SVOCs	
Benzo(a)anthracene	0.098
Benzo(a)pyrene	0.28
Benzo(b)fluoranthene	0.51
Biphenyl (1,1-Biphenyl)	0.61 U
Dibenzofuran	0.61 U
Naphthalene	0.082 U
Pentachlorophenol	1.8 U
PCBs	
Aroclor-1248 (PCB-1248)	0.04 U
Total PCBs	ND
Metals	
Arsenic	9.4 {A}
Cadmium	0.58
Cobalt	8.5 {A}
Iron	23000 {A}
Lead	61
Manganese	440 {A}

BH74-11	12/2/2011 (1-3) ft BGS	12/2/2011 (11-13) ft BGS
VOCs		
Benzene	0.003 U	0.00013 J
Carbon tetrachloride	0.003 U	0.002 U
1,1-Dichloroethane	0.0022 J	0.048
1,1-Dichloroethene	0.003 U	0.00099 J
cis-1,2-Dichloroethene	0.003 U	0.0028
Methylene chloride	0.003 U	0.002 U
1,1,2,2-Tetrachloroethane	0.003 U	0.002 U
Tetrachloroethene	0.0019 J	0.00079 J
1,1,1-Trichloroethane	0.0016 J	0.002 U
Trichloroethene	0.003 U	0.0014 J
Vinyl chloride	0.003 U	0.0048
SVOCs		
Benzo(a)anthracene	0.41	0.0077 U
Benzo(a)pyrene	0.32	0.0077 U
Benzo(b)fluoranthene	0.5 J	0.0077 U
Biphenyl (1,1-Biphenyl)	0.05 J	0.057 U
Dibenzofuran	0.11 J	0.057 U
Naphthalene	0.18 J {A}	0.0077 U
Pentachlorophenol	0.18 U	0.17 U
PCBs		
Aroclor-1248 (PCB-1248)	0.039 U	0.038 U
Total PCBs	ND	ND
Metals		
Arsenic	12 {A}	5.9
Cadmium	0.59	0.26
Cobalt	7.9 {A}	4.6 {A}
Iron	22000 {A}	11000 {A}
Lead	920 {AB}	5.7
Manganese	410	250

BH43-13	2/15/2013 (0-2.5) ft BGS
Metals	
Lead	45

SB-13(CRA)	2/26/2002 (6) ft BGS
VOCs	
Benzene	0.0023
Carbon tetrachloride	0.0011 U
1,1-Dichloroethane	0.0011 U
1,1-Dichloroethene	0.0011 U
cis-1,2-Dichloroethene	0.0011 U
Methylene chloride	0.0057 U
1,1,2,2-Tetrachloroethane	0.0023 U
Tetrachloroethene	0.0011 U
1,1,1-Trichloroethane	0.0011 U
Trichloroethene	0.0011 U
Vinyl chloride	0.0023 U
SVOCs	
Benzo(a)anthracene	75 U
Benzo(a)pyrene	75 U
Benzo(b)fluoranthene	75 U
Naphthalene	75 U
PCBs	
Aroclor-1248 (PCB-1248)	0.38 U
Total PCBs	0.38 U
Metals	
Arsenic	1.47
Cadmium	0.0667 J
Lead	10.5

BH75-11	12/2/2011 (4-6) ft BGS	12/2/2011 (12-14) ft BGS
VOCs		
Benzene	0.0025 U	0.0017 U
Carbon tetrachloride	0.0025 U	0.0017 U
1,1-Dichloroethane	0.0025 U	0.0017 U
1,1-Dichloroethene	0.0025 U	0.0017 U
cis-1,2-Dichloroethene	0.0025 U	0.0017 U
Methylene chloride	0.0025 U	0.0017 U
1,1,2,2-Tetrachloroethane	0.0025 U	0.0017 U
Tetrachloroethene	0.0025 U	0.0017 U
1,1,1-Trichloroethane	0.0025 U	0.0017 U
Trichloroethene	0.0025 U	0.0017 U
Vinyl chloride	0.0025 U	0.0017 U
SVOCs		
Benzo(a)anthracene	0.0091 U	0.15 U
Benzo(a)pyrene	0.0091 U	0.15 U
Benzo(b)fluoranthene	0.0091 U	0.15 U
Biphenyl (1,1-Biphenyl)	0.068 U	1.1 U
Dibenzofuran	0.0098 J	1.1 U
Naphthalene	0.016	0.15 U
Pentachlorophenol	0.2 U	3.3 U
PCBs		
Aroclor-1248 (PCB-1248)	0.045 U	0.037 U
Total PCBs	ND	ND
Metals		
Arsenic	8.0 {A}	5.0
Cadmium	0.084 J	0.25
Cobalt	9.0 {A}	4.4 {A}
Iron	28000 {A}	12000 {A}
Lead	16	7.4
Manganese	250	260

BH77-11	12/1/2011 (0-2) ft BGS
VOCs	
Benzene	0.0025 U
Carbon tetrachloride	0.0025 U
1,1-Dichloroethane	0.0025 U
1,1-Dichloroethene	0.0025 U
cis-1,2-Dichloroethene	0.0025 U
Methylene chloride	0.0025 U
1,1,2,2-Tetrachloroethane	0.0025 U
Tetrachloroethene	0.0025 U
1,1,1-Trichloroethane	0.0025 U
Trichloroethene	0.0025 U
Vinyl chloride	0.0025 U
SVOCs	
Benzo(a)anthracene	0.11
Benzo(a)pyrene	0.1
Benzo(b)fluoranthene	0.2
Biphenyl (1,1-Biphenyl)	0.15 U
Dibenzofuran	0.018 J
Naphthalene	0.013 J
Pentachlorophenol	0.45 U
PCBs	
Aroclor-1248 (PCB-1248)	0.04 U
Total PCBs	ND
Metals	
Arsenic	9.0 {A}
Cadmium	0.34
Cobalt	8.3 {A}
Iron	17000 {A}
Lead	20
Manganese	550 {A}

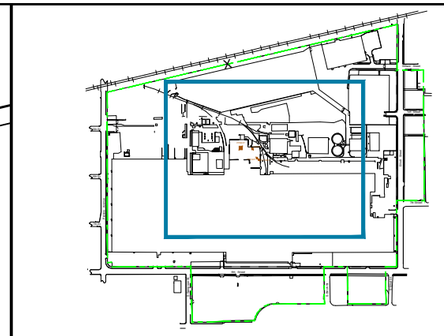

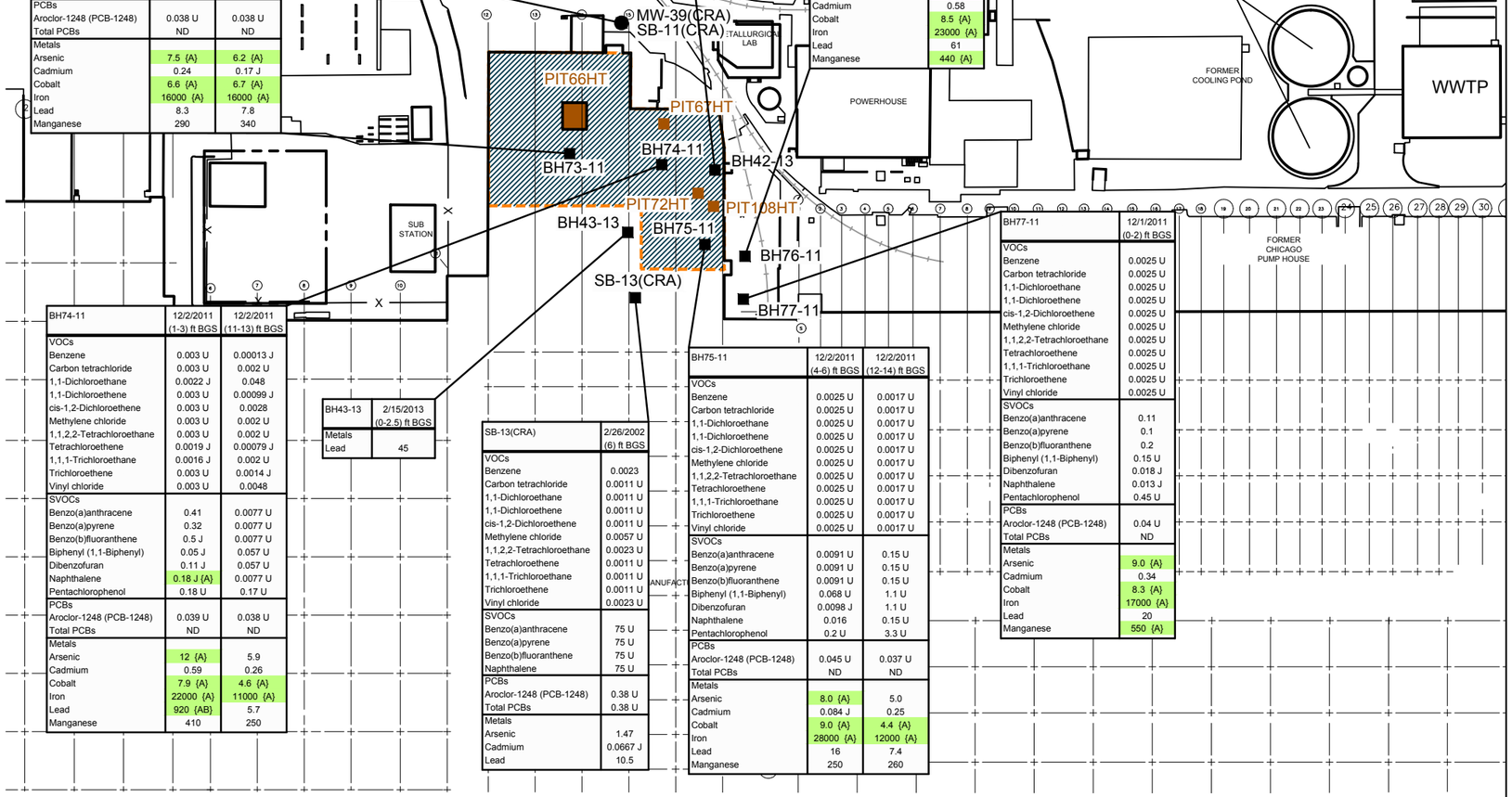

figure 43

AOI 28: HEAT TREAT BUILDING
RFI REPORT
FORMER MANUAL TRANSMISSIONS OF MUNCIE FACILITY
Muncie, Indiana

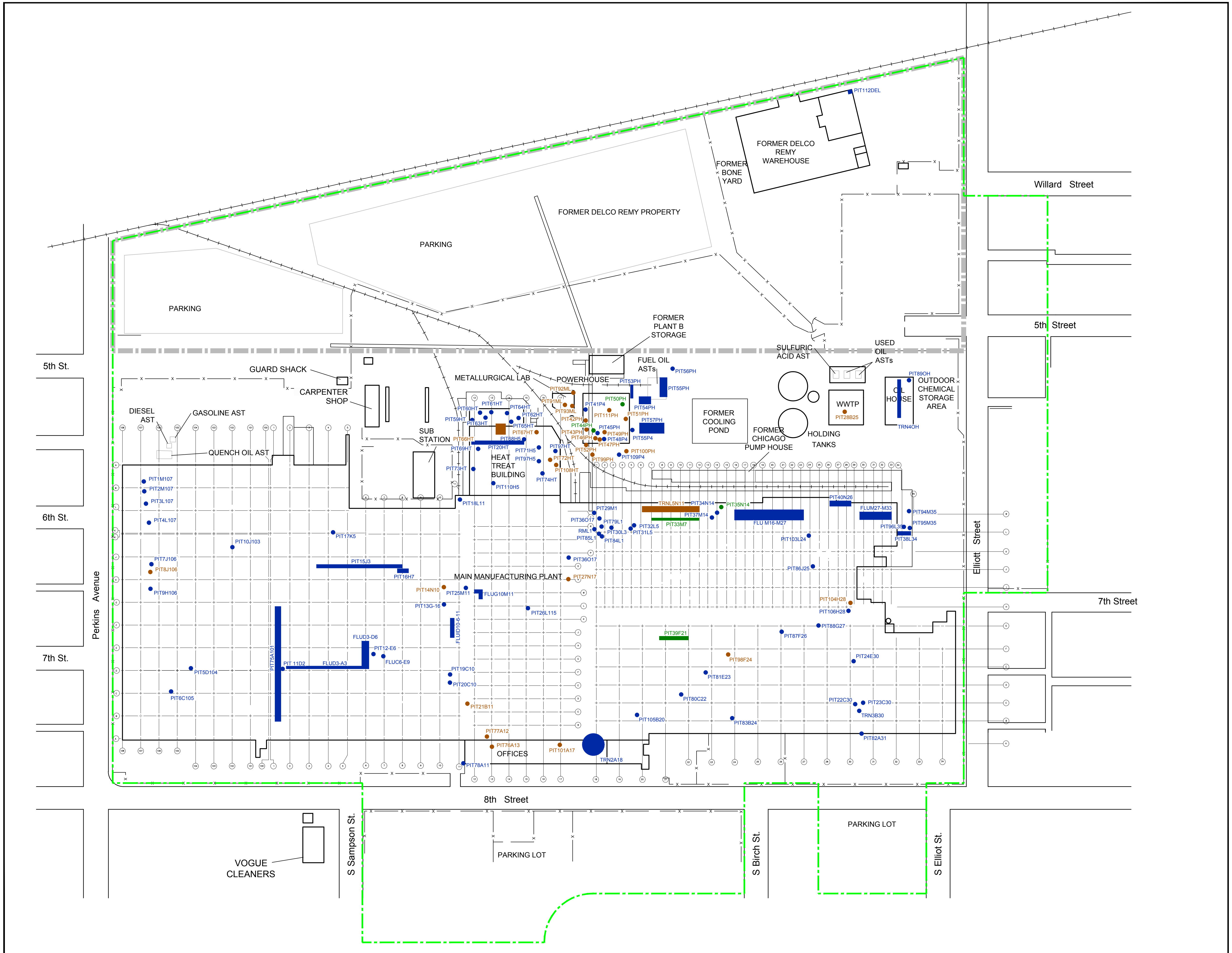

0 50 100ft

LEGEND

- RAILROAD
- FENCE
- APPROXIMATE SITE BOUNDARY
- APPROXIMATE FORMER DELCO REMY PROPERTY BOUNDARY
- TUNNEL
- APPROXIMATE LOCATION OF AST
- PIT, SUMP OR TRENCH IN GOOD CONDITION
- PIT, SUMP OR TRENCH IN FAIR OR UNDEFINED CONDITION
- PIT, SUMP OR TRENCH IN POOR CONDITION

SCALE VERIFICATION

THIS BAR MEASURES 1" ON ORIGINAL. ADJUST SCALE ACCORDINGLY.

Approved

DRAWING STATUS

Status	Date	Initial

APPROXIMATE LOCATIONS OF PITS, SUMPS, AND TRENCHES

RFI REPORT

FORMER MANUAL TRANSMISSIONS OF MUNCIE FACILITY

MUNCIE, INDIANA

CONESTOGA-ROVERS & ASSOCIATES

Source Reference:

Project Manager: S.R.	Reviewed By: J.B.	Date: APRIL 2014	
Scale: 1" = 100'	Project Nº: 017324-t07	Report Nº: 010	Drawing Nº: 44

017324-T07(010)GN-SC022 APR 16/2014

LEGEND

- RAILROAD
- FENCE
- APPROXIMATE EXTENT OF AOI
- BOREHOLE LOCATION
- PIT IN POOR CONDITION

0 20 60ft

BH78-11	12/1/2011 (5-7) ft BGS	12/1/2011 (11-13) ft BGS
PCBs		
Aroclor-1248 (PCB-1248)	0.037 U	0.036 U
Total PCBs	ND	ND
Metals		
Arsenic	3.3	3.4
Cadmium	0.17 J	0.11 J
Cobalt	1.6 J	4.3
Iron	4800	10000 {A}
Lead	4.0	5.1
Manganese	190	180

SAMPLE LOCATION
SAMPLE DATE
SAMPLE DEPTH
RESULT (mg/kg)
PARAMETER
EXCEEDANCE

	IDEM Residential Migration to Ground Water (MTG) Screening Levels A	IDEM Commercial/Industrial Direct Contact Screening Levels B	IDEM Excavation Direct Contact Screening Levels C
VOCs			
Benzene	0.051	54	750
Carbon tetrachloride	0.039	30	460
1,1-Dichloroethane	0.14	170	1700
1,1-Dichloroethene	0.05	1100	1200
cis-1,2-Dichloroethene	0.41	2000	2400
Methylene Chloride	0.025	3100	3300
1,1,2,2-Tetrachloroethane	0.0052	28	1900
Tetrachloroethene	0.045	170	170
1,1,1-Trichloroethane	1.4	640	640
Trichloroethene	0.036	20	34
Vinyl Chloride	0.014	17	660
SVOCs			
Benzo(a)anthracene	2.1	21	1300
Benzo(a)pyrene	4.7	2.1	130
Benzo(b)fluoranthene	7	21	1300
Biphenyl (1,1-Biphenyl)	0.17	210	350
Dibenzofuran	2.1	1000	1700
Naphthalene	0.092	180	1000
Pentachlorophenol	0.2	27	2000
PCBs			
Aroclor-1248 (PCB-1248)	1	7.4	460
Total PCBs	1.6	7.4	460
Metals			
Arsenic	5.9	24	640
Cadmium	7.5	800	1300
Chromium VI (hexavalent)	0.12	56	2400
Cobalt	4.3	300	520
Iron	5600	100000	100000
Lead	270	800	1000
Manganese	420	23000	39000

NOTES:
(1) IDEM Appendix A: Screening Levels Remediation Closure Guide - March 25, 2014
U - Not present at or above the associated value
J - Estimated concentration
ND - Non Detect (calculation)
- All Site structures shown have been demolished to grade

BH78-11	12/1/2011 (5-7) ft BGS	12/1/2011 (11-13) ft BGS
PCBs		
Aroclor-1248 (PCB-1248)	0.037 U	0.036 U
Total PCBs	ND	ND
Metals		
Arsenic	3.3	3.4
Cadmium	0.17 J	0.11 J
Cobalt	1.6 J	4.3
Iron	4800	10000 {A}
Lead	4.0	5.1
Manganese	190	180

BH79-11	12/1/2011 (4-6) ft BGS	12/1/2011 (8-10) ft BGS
PCBs		
Aroclor-1248 (PCB-1248)	0.044 U	0.04 U
Total PCBs	ND	ND
Metals		
Arsenic	9.7 {A}	5.1
Cadmium	1.8	0.23
Cobalt	12 {A}	5.4 {A}
Iron	21000 {A}	16000 {A}
Lead	65	9.2
Manganese	650 {A}	310

BH81-11	12/1/2011 (3-5) ft BGS	12/1/2011 (9-10) ft BGS
PCBs		
Aroclor-1248 (PCB-1248)	0.042 U	0.037 U
Total PCBs	0.238 J	ND
Metals		
Arsenic	9.2 {A}	3.0
Cadmium	0.39	0.16 J
Cobalt	8.1 {A}	3.0 J
Iron	21000 {A}	8800 {A}
Lead	14	5.2
Manganese	460 {A}	230

BH80-11	12/1/2011 (3-5) ft BGS	12/1/2011 (7-9) ft BGS
PCBs		
Aroclor-1248 (PCB-1248)	0.037 U	0.037 U
Total PCBs	ND	ND
Metals		
Arsenic	5.6	21 {A}
Cadmium	0.38	0.18 J
Cobalt	4.7 J {A}	8.4 {A}
Iron	11000 {A}	18000 {A}
Lead	6.0	37
Manganese	220	310

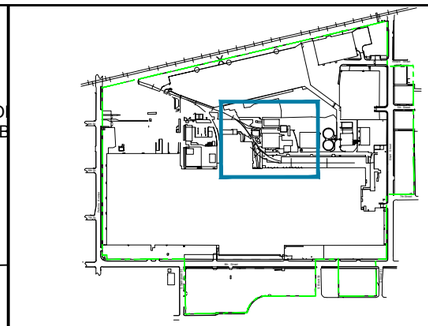

KEY MAP

FORMER PLANT B STORAGE
FORMER COOLING POND
POWERHOUSE
BH78-11
BH79-11
BH80-11
BH81-11
PIT111PH
PIT42PH
PIT51PH
PIT43PH
PIT49PH
PIT46PH
PIT47PH

SOURCE: NOTIFICATION OF SELF-IMPLEMENTED PCB CLEAN-UP AND DISPOSAL APPROVAL. O'BRIEN & GERE, OCTOBER 2006

figure 45

AOI 29: POWERHOUSE
RFI REPORT
FORMER MANUAL TRANSMISSIONS OF MUNCIE FACILITY
Muncie, Indiana

LEGEND

- RAILROAD
- FENCE
- PCB IMPACTED AREA
- APPROXIMATE EXTENT OF AOI
- BOREHOLE LOCATION
- MONITORING WELL LOCATION

0 20 60ft

BH82-11	11/23/2011 (2-4) ft BGS	11/23/2011 (4-6) ft BGS
Metals		
Arsenic	6.9 {A}	8.1 {A}
Cadmium	0.73	0.21
Cobalt	10 {A}	7.9 {A}
Iron	16000 {A}	20000 {A}
Lead	79	10
Manganese	230	360
PCBs		
Aroclor-1248 (PCB-1248)	0.038 J	0.038 U

SAMPLE LOCATION
SAMPLE DATE
SAMPLE DEPTH
RESULT (mg/kg)
PARAMETER
EXCEEDANCE

	IDEM Residential Migration to Ground Water (MTG) Screening Levels A	IDEM Commercial/Industrial Direct Contact Screening Levels B	IDEM Excavation Direct Contact Screening Levels C
VOCs			
Benzene	0.051	54	750
Carbon tetrachloride	0.039	30	460
1,1-Dichloroethane	0.14	170	1700
1,1-Dichloroethene	0.05	1100	1200
cis-1,2-Dichloroethene	0.41	2000	2400
Methylene Chloride	0.025	3100	3300
1,1,2,2-Tetrachloroethane	0.0052	28	1900
Tetrachloroethene	0.045	170	170
1,1,1-Trichloroethane	1.4	640	640
Trichloroethene	0.036	20	34
Vinyl Chloride	0.014	17	660
SVOCs			
Benzo(a)anthracene	2.1	21	1300
Benzo(a)pyrene	4.7	2.1	130
Benzo(b)fluoranthene	7	21	1300
Biphenyl (1,1-Biphenyl)	0.17	210	350
Dibenzofuran	2.1	1000	1700
Naphthalene	0.092	180	1000
Pentachlorophenol	0.2	27	2000
PCBs			
Aroclor-1248 (PCB-1248)	1	7.4	460
Total PCBs	1.6	7.4	460
Metals			
Arsenic	5.9	24	640
Cadmium	7.5	800	1300
Chromium VI (hexavalent)	0.12	56	2400
Cobalt	4.3	300	520
Iron	5600	100000	100000
Lead	270	800	1000
Manganese	420	23000	39000

NOTES:
(1) IDEM Appendix A: Screening Levels Remediation Closure Guide - March 25, 2014
U - Not present at or above the associated value
J - Estimated concentration
ND - Non Detect (calculation)
- All Site structures shown have been demolished to grade

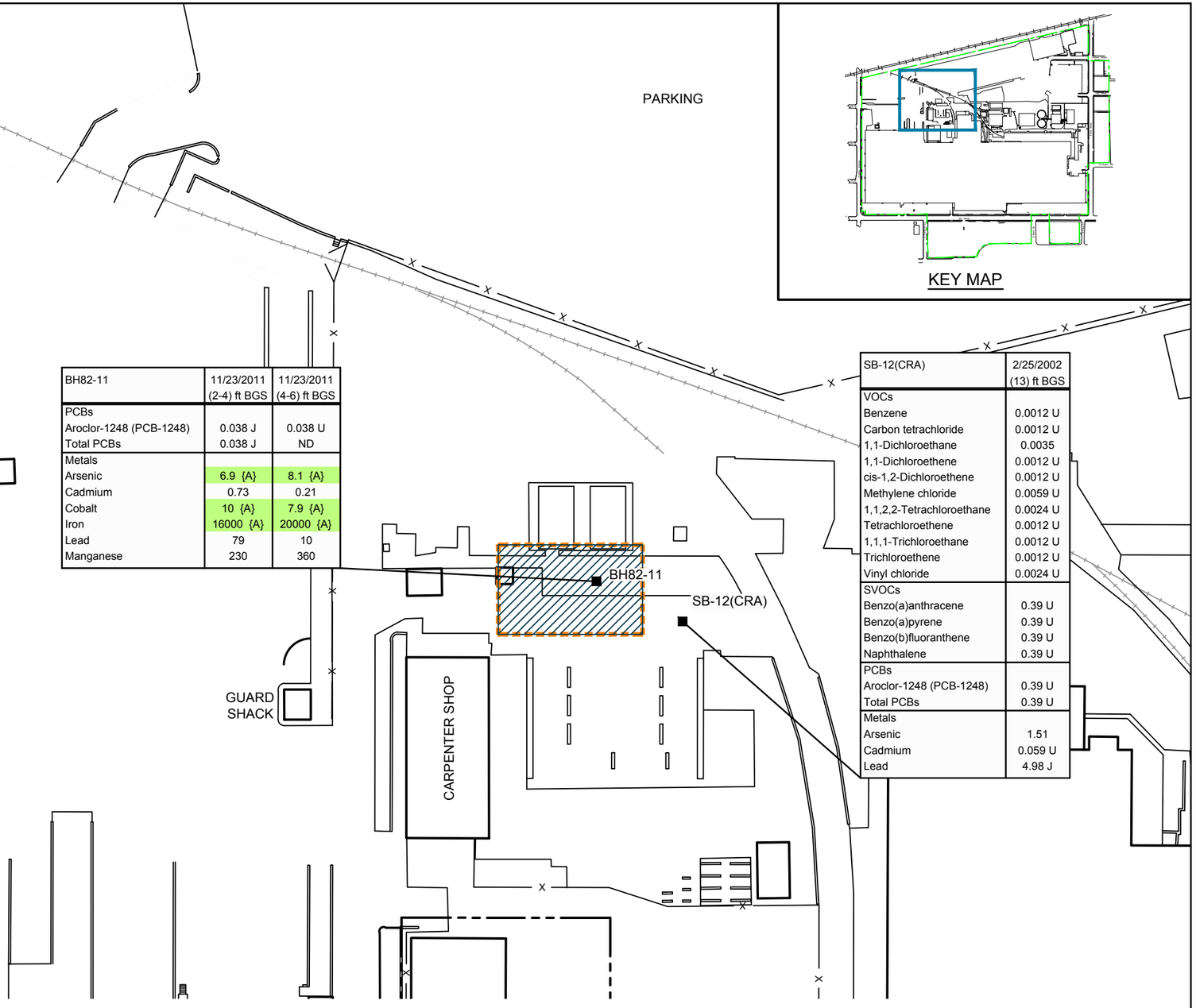

BH82-11	11/23/2011 (2-4) ft BGS	11/23/2011 (4-6) ft BGS
PCBs		
Aroclor-1248 (PCB-1248)	0.038 J	0.038 U
Total PCBs	0.038 J	ND
Metals		
Arsenic	6.9 {A}	8.1 {A}
Cadmium	0.73	0.21
Cobalt	10 {A}	7.9 {A}
Iron	16000 {A}	20000 {A}
Lead	79	10
Manganese	230	360

SB-12(CRA)	2/25/2002 (13) ft BGS
VOCs	
Benzene	0.0012 U
Carbon tetrachloride	0.0012 U
1,1-Dichloroethane	0.0035
1,1-Dichloroethene	0.0012 U
cis-1,2-Dichloroethene	0.0012 U
Methylene chloride	0.0059 U
1,1,2,2-Tetrachloroethane	0.0024 U
Tetrachloroethene	0.0012 U
1,1,1-Trichloroethane	0.0012 U
Trichloroethene	0.0012 U
Vinyl chloride	0.0024 U
SVOCs	
Benzo(a)anthracene	0.39 U
Benzo(a)pyrene	0.39 U
Benzo(b)fluoranthene	0.39 U
Naphthalene	0.39 U
PCBs	
Aroclor-1248 (PCB-1248)	0.39 U
Total PCBs	0.39 U
Metals	
Arsenic	1.51
Cadmium	0.059 U
Lead	4.98 J

KEY MAP

SOURCE: NOTIFICATION OF SELF-IMPLEMENTED PCB CLEAN-UP AND DISPOSAL APPROVAL. O'BRIEN & GERE, OCTOBER 2006

figure 46

AOI 30: CARPENTER SHOP CONCRETE PAD
RFI REPORT
FORMER MANUAL TRANSMISSIONS OF MUNCIE FACILITY
Muncie, Indiana

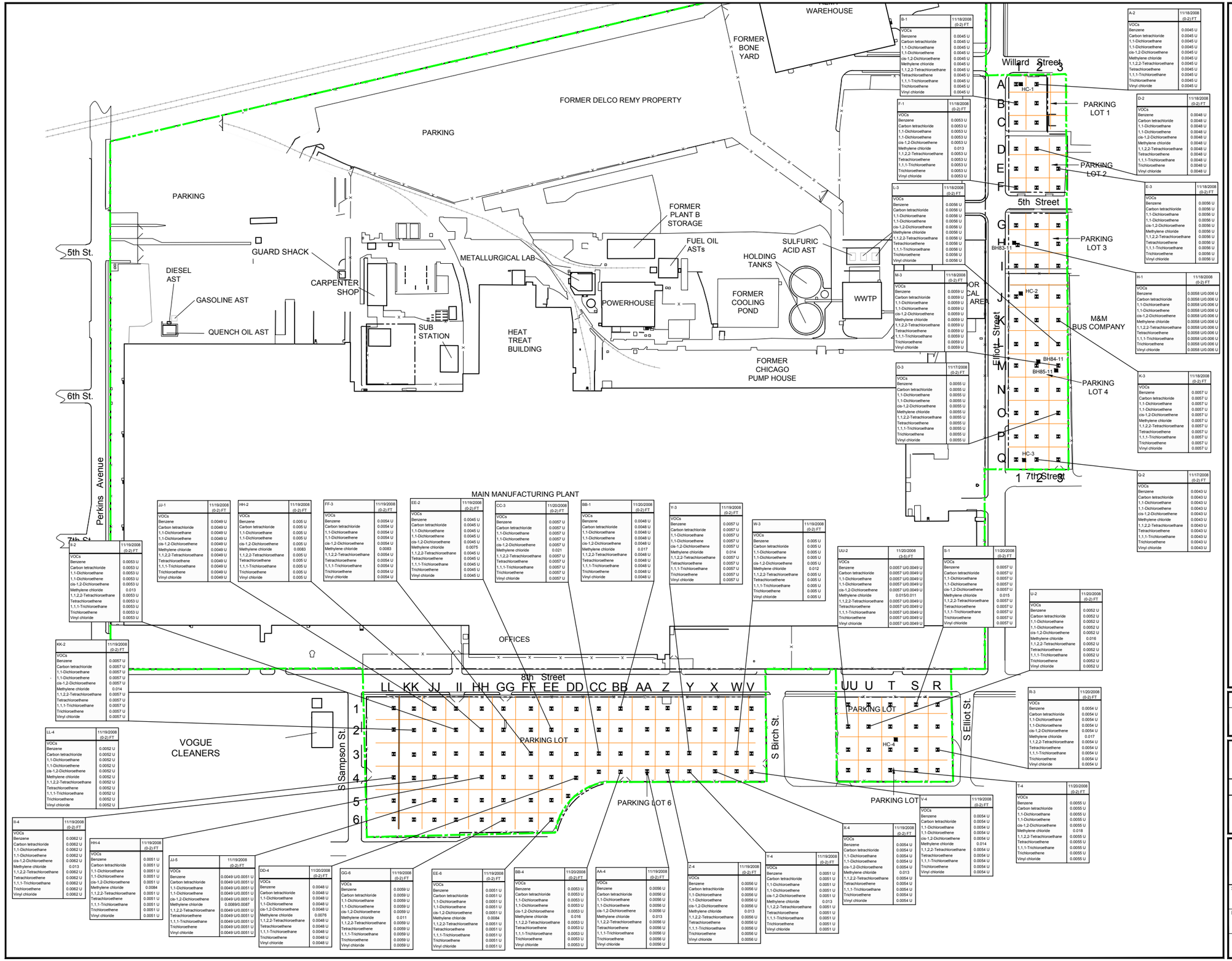

B-1	11/18/2008 (0-2) FT
VOCs	
Benzene	0.0045 U
Carbon tetrachloride	0.0045 U
1,1-Dichloroethane	0.0045 U
1,1-Dichloroethene	0.0045 U
cis-1,2-Dichloroethene	0.0045 U
Methylene chloride	0.0045 U
1,1,2,2-Tetrachloroethane	0.0045 U
Tetrachloroethene	0.0045 U
1,1,1-Trichloroethane	0.0045 U
Trichloroethene	0.0045 U
Vinyl chloride	0.0045 U

A-2	11/18/2008 (0-2) FT
VOCs	
Benzene	0.0045 U
Carbon tetrachloride	0.0045 U
1,1-Dichloroethane	0.0045 U
1,1-Dichloroethene	0.0045 U
cis-1,2-Dichloroethene	0.0045 U
Methylene chloride	0.0045 U
1,1,2,2-Tetrachloroethane	0.0045 U
Tetrachloroethene	0.0045 U
1,1,1-Trichloroethane	0.0045 U
Trichloroethene	0.0045 U
Vinyl chloride	0.0045 U

F-1	11/18/2008 (0-2) FT
VOCs	
Benzene	0.0053 U
Carbon tetrachloride	0.0053 U
1,1-Dichloroethane	0.0053 U
1,1-Dichloroethene	0.0053 U
cis-1,2-Dichloroethene	0.0053 U
Methylene chloride	0.013
1,1,2,2-Tetrachloroethane	0.0053 U
Tetrachloroethene	0.0053 U
1,1,1-Trichloroethane	0.0053 U
Trichloroethene	0.0053 U
Vinyl chloride	0.0053 U

D-2	11/18/2008 (0-2) FT
VOCs	
Benzene	0.0048 U
Carbon tetrachloride	0.0048 U
1,1-Dichloroethane	0.0048 U
1,1-Dichloroethene	0.0048 U
cis-1,2-Dichloroethene	0.0048 U
Methylene chloride	0.0048 U
1,1,2,2-Tetrachloroethane	0.0048 U
Tetrachloroethene	0.0048 U
1,1,1-Trichloroethane	0.0048 U
Trichloroethene	0.0048 U
Vinyl chloride	0.0048 U

L-3	11/18/2008 (0-2) FT
VOCs	
Benzene	0.0056 U
Carbon tetrachloride	0.0056 U
1,1-Dichloroethane	0.0056 U
1,1-Dichloroethene	0.0056 U
cis-1,2-Dichloroethene	0.0056 U
Methylene chloride	0.0056 U
1,1,2,2-Tetrachloroethane	0.0056 U
Tetrachloroethene	0.0056 U
1,1,1-Trichloroethane	0.0056 U
Trichloroethene	0.0056 U
Vinyl chloride	0.0056 U

E-3	11/18/2008 (0-2) FT
VOCs	
Benzene	0.0056 U
Carbon tetrachloride	0.0056 U
1,1-Dichloroethane	0.0056 U
1,1-Dichloroethene	0.0056 U
cis-1,2-Dichloroethene	0.0056 U
Methylene chloride	0.0056 U
1,1,2,2-Tetrachloroethane	0.0056 U
Tetrachloroethene	0.0056 U
1,1,1-Trichloroethane	0.0056 U
Trichloroethene	0.0056 U
Vinyl chloride	0.0056 U

M-3	11/18/2008 (0-2) FT
VOCs	
Benzene	0.0059 U
Carbon tetrachloride	0.0059 U
1,1-Dichloroethane	0.0059 U
1,1-Dichloroethene	0.0059 U
cis-1,2-Dichloroethene	0.0059 U
Methylene chloride	0.0059 U
1,1,2,2-Tetrachloroethane	0.0059 U
Tetrachloroethene	0.0059 U
1,1,1-Trichloroethane	0.0059 U
Trichloroethene	0.0059 U
Vinyl chloride	0.0059 U

H-1	11/18/2008 (0-2) FT
VOCs	
Benzene	0.0058 U/0.006 U
Carbon tetrachloride	0.0058 U/0.006 U
1,1-Dichloroethane	0.0058 U/0.006 U
1,1-Dichloroethene	0.0058 U/0.006 U
cis-1,2-Dichloroethene	0.0058 U/0.006 U
Methylene chloride	0.0058 U/0.006 U
1,1,2,2-Tetrachloroethane	0.0058 U/0.006 U
Tetrachloroethene	0.0058 U/0.006 U
1,1,1-Trichloroethane	0.0058 U/0.006 U
Trichloroethene	0.0058 U/0.006 U
Vinyl chloride	0.0058 U/0.006 U

O-3	11/17/2008 (0-2) FT
VOCs	
Benzene	0.0055 U
Carbon tetrachloride	0.0055 U
1,1-Dichloroethane	0.0055 U
1,1-Dichloroethene	0.0055 U
cis-1,2-Dichloroethene	0.0055 U
Methylene chloride	0.0055 U
1,1,2,2-Tetrachloroethane	0.0055 U
Tetrachloroethene	0.0055 U
1,1,1-Trichloroethane	0.0055 U
Trichloroethene	0.0055 U
Vinyl chloride	0.0055 U

K-3	11/18/2008 (0-2) FT
VOCs	
Benzene	0.0057 U
Carbon tetrachloride	0.0057 U
1,1-Dichloroethane	0.0057 U
1,1-Dichloroethene	0.0057 U
cis-1,2-Dichloroethene	0.0057 U
Methylene chloride	0.0057 U
1,1,2,2-Tetrachloroethane	0.0057 U
Tetrachloroethene	0.0057 U
1,1,1-Trichloroethane	0.0057 U
Trichloroethene	0.0057 U
Vinyl chloride	0.0057 U

Q-2	11/17/2008 (0-2) FT
VOCs	
Benzene	0.0043 U
Carbon tetrachloride	0.0043 U
1,1-Dichloroethane	0.0043 U
1,1-Dichloroethene	0.0043 U
cis-1,2-Dichloroethene	0.0043 U
Methylene chloride	0.0043 U
1,1,2,2-Tetrachloroethane	0.0043 U
Tetrachloroethene	0.0043 U
1,1,1-Trichloroethane	0.0043 U
Trichloroethene	0.0043 U
Vinyl chloride	0.0043 U

JJ-1	11/19/2008 (0-2) FT
VOCs	
Benzene	0.0049 U
Carbon tetrachloride	0.0049 U
1,1-Dichloroethane	0.0049 U
1,1-Dichloroethene	0.0049 U
cis-1,2-Dichloroethene	0.0049 U
Methylene chloride	0.0049 U
1,1,2,2-Tetrachloroethane	0.0049 U
Tetrachloroethene	0.0049 U
1,1,1-Trichloroethane	0.0049 U
Trichloroethene	0.0049 U
Vinyl chloride	0.0049 U

HH-2	11/19/2008 (0-2) FT
VOCs	
Benzene	0.005 U
Carbon tetrachloride	0.005 U
1,1-Dichloroethane	0.005 U
1,1-Dichloroethene	0.005 U
cis-1,2-Dichloroethene	0.005 U
Methylene chloride	0.0083
1,1,2,2-Tetrachloroethane	0.005 U
Tetrachloroethene	0.005 U
1,1,1-Trichloroethane	0.005 U
Trichloroethene	0.005 U
Vinyl chloride	0.005 U

FF-3	11/19/2008 (0-2) FT
VOCs	
Benzene	0.0054 U
Carbon tetrachloride	0.0054 U
1,1-Dichloroethane	0.0054 U
1,1-Dichloroethene	0.0054 U
cis-1,2-Dichloroethene	0.0054 U
Methylene chloride	0.0083
1,1,2,2-Tetrachloroethane	0.0054 U
Tetrachloroethene	0.0054 U
1,1,1-Trichloroethane	0.0054 U
Trichloroethene	0.0054 U
Vinyl chloride	0.0054 U

EE-2	11/19/2008 (0-2) FT
VOCs	
Benzene	0.0045 U
Carbon tetrachloride	0.0045 U
1,1-Dichloroethane	0.0045 U
1,1-Dichloroethene	0.0045 U
cis-1,2-Dichloroethene	0.0045 U
Methylene chloride	0.0075
1,1,2,2-Tetrachloroethane	0.0045 U
Tetrachloroethene	0.0045 U
1,1,1-Trichloroethane	0.0045 U
Trichloroethene	0.0045 U
Vinyl chloride	0.0045 U

CC-3	11/20/2008 (0-2) FT
VOCs	
Benzene	0.0057 U
Carbon tetrachloride	0.0057 U
1,1-Dichloroethane	0.0057 U
1,1-Dichloroethene	0.0057 U
cis-1,2-Dichloroethene	0.0057 U
Methylene chloride	0.021
1,1,2,2-Tetrachloroethane	0.0057 U
Tetrachloroethene	0.0057 U
1,1,1-Trichloroethane	0.0057 U
Trichloroethene	0.0057 U
Vinyl chloride	0.0057 U

BB-1	11/20/2008 (0-2) FT
VOCs	
Benzene	0.0048 U
Carbon tetrachloride	0.0048 U
1,1-Dichloroethane	0.0048 U
1,1-Dichloroethene	0.0048 U
cis-1,2-Dichloroethene	0.0048 U
Methylene chloride	0.017
1,1,2,2-Tetrachloroethane	0.0048 U
Tetrachloroethene	0.0048 U
1,1,1-Trichloroethane	0.0048 U
Trichloroethene	0.0048 U
Vinyl chloride	0.0048 U

Y-3	11/19/2008 (0-2) FT
VOCs	
Benzene	0.0057 U
Carbon tetrachloride	0.0057 U
1,1-Dichloroethane	0.0057 U
1,1-Dichloroethene	0.0057 U
cis-1,2-Dichloroethene	0.0057 U
Methylene chloride	0.014
1,1,2,2-Tetrachloroethane	0.0057 U
Tetrachloroethene	0.0057 U
1,1,1-Trichloroethane	0.0057 U
Trichloroethene	0.0057 U
Vinyl chloride	0.0057 U

W-3	11/19/2008 (0-2) FT
VOCs	
Benzene	0.005 U
Carbon tetrachloride	0.005 U
1,1-Dichloroethane	0.005 U
1,1-Dichloroethene	0.005 U
cis-1,2-Dichloroethene	0.005 U
Methylene chloride	0.012
1,1,2,2-Tetrachloroethane	0.005 U
Tetrachloroethene	0.005 U
1,1,1-Trichloroethane	0.005 U
Trichloroethene	0.005 U
Vinyl chloride	0.005 U

UU-2	11/20/2008 (3-5) FT
VOCs	
Benzene	0.0057 U/0.0049 U
Carbon tetrachloride	0.0057 U/0.0049 U
1,1-Dichloroethane	0.0057 U/0.0049 U
1,1-Dichloroethene	0.0057 U/0.0049 U
cis-1,2-Dichloroethene	0.0057 U/0.0049 U
Methylene chloride	0.015/0.011
1,1,2,2-Tetrachloroethane	0.0057 U/0.0049 U
Tetrachloroethene	0.0057 U/0.0049 U
1,1,1-Trichloroethane	0.0057 U/0.0049 U
Trichloroethene	0.0057 U/0.0049 U
Vinyl chloride	0.0057 U/0.0049 U

S-1	11/20/2008 (0-2) FT
VOCs	
Benzene	0.0057 U
Carbon tetrachloride	0.0057 U
1,1-Dichloroethane	0.0057 U
1,1-Dichloroethene	0.0057 U
cis-1,2-Dichloroethene	0.0057 U
Methylene chloride	0.015
1,1,2,2-Tetrachloroethane	0.0057 U
Tetrachloroethene	0.0057 U
1,1,1-Trichloroethane	0.0057 U
Trichloroethene	0.0057 U
Vinyl chloride	0.0057 U

U-2	11/20/2008 (0-2) FT
VOCs	
Benzene	0.0052 U
Carbon tetrachloride	0.0052 U
1,1-Dichloroethane	0.0052 U
1,1-Dichloroethene	0.0052 U
cis-1,2-Dichloroethene	0.0052 U
Methylene chloride	0.016
1,1,2,2-Tetrachloroethane	0.0052 U
Tetrachloroethene	0.0052 U
1,1,1-Trichloroethane	0.0052 U
Trichloroethene	0.0052 U
Vinyl chloride	0.0052 U

R-3	11/20/2008 (0-2) FT
VOCs	
Benzene	0.0054 U
Carbon tetrachloride	0.0054 U
1,1-Dichloroethane	0.0054 U
1,1-Dichloroethene	0.0054 U
cis-1,2-Dichloroethene	0.0054 U
Methylene chloride	0.017
1,1,2,2-Tetrachloroethane	0.0054 U
Tetrachloroethene	0.0054 U
1,1,1-Trichloroethane	0.0054 U
Trichloroethene	0.0054 U
Vinyl chloride	0.0054 U

KK-2	11/19/2008 (0-2) FT
VOCs	
Benzene	0.0057 U
Carbon tetrachloride	0.0057 U
1,1-Dichloroethane	0.0057 U
1,1-Dichloroethene	0.0057 U
cis-1,2-Dichloroethene	0.0057 U
Methylene chloride	0.014
1,1,2,2-Tetrachloroethane	0.0057 U
Tetrachloroethene	0.0057 U
1,1,1-Trichloroethane	0.0057 U
Trichloroethene	0.0057 U
Vinyl chloride	0.0057 U

LL-4	11/19/2008 (0-2) FT
VOCs	
Benzene	0.0052 U
Carbon tetrachloride	0.0052 U
1,1-Dichloroethane	0.0052 U
1,1-Dichloroethene	0.0052 U
cis-1,2-Dichloroethene	0.0052 U
Methylene chloride	0.0052 U
1,1,2,2-Tetrachloroethane	0.0052 U
Tetrachloroethene	0.0052 U
1,1,1-Trichloroethane	0.0052 U
Trichloroethene	0.0052 U
Vinyl chloride	0.0052 U

II-4	11/19/2008 (0-2) FT
VOCs	
Benzene	0.0062 U
Carbon tetrachloride	0.0062 U
1,1-Dichloroethane	0.0062 U
1,1-Dichloroethene	0.0062 U
cis-1,2-Dichloroethene	0.0062 U
Methylene chloride	0.013
1,1,2,2-Tetrachloroethane	0.0062 U
Tetrachloroethene	0.0062 U
1,1,1-Trichloroethane	0.0062 U
Trichloroethene	0.0062 U
Vinyl chloride	0.0062 U

HH-4	11/19/2008 (0-2) FT
VOCs	
Benzene	0.0051 U
Carbon tetrachloride	0.0051 U
1,1-Dichloroethane	0.0051 U
1,1-Dichloroethene	0.0051 U
cis-1,2-Dichloroethene	0.0051 U
Methylene chloride	0.0084
1,1,2,2-Tetrachloroethane	0.0051 U
Tetrachloroethene	0.0051 U
1,1,1-Trichloroethane	0.0051 U
Trichloroethene	0.0051 U
Vinyl chloride	0.0051 U

JJ-5	11/19/2008 (0-2) FT
VOCs	
Benzene	0.0049 U/0.0051 U
Carbon tetrachloride	0.0049 U/0.0051 U
1,1-Dichloroethane	0.0049 U/0.0051 U
1,1-Dichloroethene	0.0049 U/0.0051 U
cis-1,2-Dichloroethene	0.0049 U/0.0051 U
Methylene chloride	0.0089/0.0087
1,1,2,2-Tetrachloroethane	0.0049 U/0.0051 U
Tetrachloroethene	0.0049 U/0.0051 U
1,1,1-Trichloroethane	0.0049 U/0.0051 U
Trichloroethene	0.0049 U/0.0051 U
Vinyl chloride	0.0049 U/0.0051 U

DD-4	11/20/2008 (0-2) FT
VOCs	
Benzene	0.0048 U
Carbon tetrachloride	0.0048 U
1,1-Dichloroethane	0.0048 U
1,1-Dichloroethene	0.0048 U
cis-1,2-Dichloroethene	0.0048 U
Methylene chloride	0.0076
1,1,2,2-Tetrachloroethane	0.0048 U
Tetrachloroethene	0.0048 U
1,1,1-Trichloroethane	0.0048 U
Trichloroethene	0.0048 U
Vinyl chloride	0.0048 U

GG-6	11/19/2008 (0-2) FT
VOCs	
Benzene	0.0059 U
Carbon tetrachloride	0.0059 U
1,1-Dichloroethane	0.0059 U
1,1-Dichloroethene	0.0059 U
cis-1,2-Dichloroethene	0.0059 U
Methylene chloride	0.011
1,1,2,2-Tetrachloroethane	0.0059 U
Tetrachloroethene	0.0059 U
1,1,1-Trichloroethane	0.0059 U
Trichloroethene	0.0059 U
Vinyl chloride	0.0059 U

EE-6	11/19/2008 (0-2) FT
VOCs	
Benzene	0.0051 U
Carbon tetrachloride	0.0051 U
1,1-Dichloroethane	0.0051 U
1,1-Dichloroethene	0.0051 U
cis-1,2-Dichloroethene	0.0051 U
Methylene chloride	0.0084
1,1,2,2-Tetrachloroethane	0.0051 U
Tetrachloroethene	0.0051 U
1,1,1-Trichloroethane	0.0051 U
Trichloroethene	0.0051 U
Vinyl chloride	0.0051 U

BB-4	11/20/2008 (0-2) FT
VOCs	
Benzene	0.0053 U
Carbon tetrachloride	0.0053 U
1,1-Dichloroethane	0.0053 U
1,1-Dichloroethene	0.0053 U
cis-1,2-Dichloroethene	0.0053 U
Methylene chloride	0.016
1,1,2,2-Tetrachloroethane	0.0053 U
Tetrachloroethene	0.0053 U
1,1,1-Trichloroethane	0.0053 U
Trichloroethene	0.0053 U
Vinyl chloride	0.0053 U

AA-4	11/19/2008 (0-2) FT
VOCs	
Benzene	0.0056 U
Carbon tetrachloride	0.0056 U
1,1-Dichloroethane	0.0056 U
1,1-Dichloroethene	0.0056 U
cis-1,2-Dichloroethene	0.0056 U
Methylene chloride	0.013
1,1,2,2-Tetrachloroethane	0.0056 U
Tetrachloroethene	0.0056 U
1,1,1-Trichloroethane	0.0056 U
Trichloroethene	0.0056 U
Vinyl chloride	0.0056 U

Z-4	11/19/2008 (0-2) FT
VOCs	
Benzene	0.0056 U
Carbon tetrachloride	0.0056 U
1,1-Dichloroethane	0.0056 U
1,1-Dichloroethene	0.0056 U
cis-1,2-Dichloroethene	0.0056 U
Methylene chloride	0.013
1,1,2,2-Tetrachloroethane	0.0056 U
Tetrachloroethene	0.0056 U
1,1,1-Trichloroethane	0.0056 U
Trichloroethene	0.0056 U
Vinyl chloride	0.0056 U

Y-4	11/19/2008 (0-2) FT
VOCs	
Benzene	0.0051 U
Carbon tetrachloride	0.0051 U
1,1-Dichloroethane	0.0051 U
1,1-Dichloroethene	0.0051 U
cis-1,2-Dichloroethene	0.0051 U
Methylene chloride	0.013
1,1,2,2-Tetrachloroethane	0.0051 U
Tetrachloroethene	0.0051 U
1,1,1-Trichloroethane	0.0051 U
Trichloroethene	0.0051 U
Vinyl chloride	0.0051 U

V-4	11/19/2008 (0-2) FT
VOCs	
Benzene	0.0054 U
Carbon tetrachloride	0.0054 U
1,1-Dichloroethane	0.0054 U
1,1-Dichloroethene	0.0054 U
cis-1,2-Dichloroethene	0.0054 U
Methylene chloride	0.013
1,1,2,2-Tetrachloroethane	0.0054 U
Tetrachloroethene	0.0054 U
1,1,1-Trichloroethane	0.0054 U
Trichloroethene	0.0054 U
Vinyl chloride	0.0054 U

X-4	11/19/2008 (0-2) FT
VOCs	
Benzene	0.0054 U
Carbon tetrachloride	0.0054 U
1,1-Dichloroethane	0.0054 U
1,1-Dichloroethene	0.0054 U
cis-1,2-Dichloroethene	0.0054 U
Methylene chloride	0.013
1,1,2,2-Tetrachloroethane	0.0054 U
Tetrachloroethene	0.0054 U
1,1,1-Trichloroethane	0.0054 U
Trichloroethene	0.0054 U
Vinyl chloride	0.0054 U

T-4	11/20/2008 (0-2) FT
VOCs	
Benzene	0.0055 U
Carbon tetrachloride	0.0055 U
1,1-Dichloroethane	0.0055 U
1,1-Dichloroethene	0.0055 U
cis-1,2-Dichloroethene	0.0055 U
Methylene chloride	0.018
1,1,2,2-Tetrachloroethane	0.0055 U
Tetrachloroethene	0.0055 U
1,1,1-Trichloroethane	0.0055 U
Trichloroethene	0.0055 U
Vinyl chloride	0.0055 U

N

0 50 100ft

LEGEND

- RAILROAD
- FENCE
- APPROXIMATE SITE BOUNDARY
- APPROXIMATE LOCATION OF AST
- SOIL BORING LOCATION

K-3	11/18/2008 (0-2) FT	← SAMPLE LOCATION
VOCs		← SAMPLE DATE
1,1,1-Trichloroethane	0.0057 U	← SAMPLE DEPTH
1,1,2,2-Tetrachloroethane	0.0057 U	← RESULT (mg/kg)
1,1-Dichloroethane	0.0057 U	
1,1-Dichloroethene	0.0057 U	
Benzene	0.0057 U	
Carbon tetrachloride	0.0057 U	
cis-1,2-Dichloroethene	0.0057 U	
Methylene chloride	0.0057 U	
Tetrachloroethene	0.0057 U	
Trichloroethene	0.0057 U	
Vinyl chloride	0.0057 U	

← PARAMETER
← EXCEEDANCE

	IDEM Residential Migration to Ground Water (MTG) Screening Levels A	IDEM Commercial/Industrial Direct Contact Screening Levels B	IDEM Excavation Direct Contact Screening Levels C
VOCs			
Benzene	0.051	54	750
Carbon tetrachloride	0.039	30	460
1,1-Dichloroethane	0.14	170	1700
1,1-Dichloroethene	0.05	1100	1200
cis-1,2-Dichloroethene	0.41	2000	2400
Methylene Chloride	0.025	3100	3300
1,1,2,2-Tetrachloroethane	0.00052	28	1900
Tetrachloroethene	0.045	170	170
1,1,1-Trichloroethane	1.4	640	640
Trichloroethene	0.036	20	34
Vinyl Chloride	0.014	17	660

NOTES:
(1) IDEM Appendix A: Screening Levels Remediation Closure Guide - March 25, 2014
U - Not present at or above the associated value
J - Estimated concentration
ND - Non Detect (calculation)
- All Site structures shown have been demolished to grade

SCALE VERIFICATION

THIS BAR MEASURES 1" ON ORIGINAL. ADJUST SCALE ACCORDINGLY.

AOI 31: PARKING LOTS EAST AND SOUTH OF THE PLANT - VOCs

RFI REPORT

FORMER MANUAL TRANSMISSIONS OF MUNCIE FACILITY
MUNCIE, INDIANA

CRA CONESTOGA-ROVERS & ASSOCIATES

Source Reference:

Project Manager:	Reviewed By:	Date:	
S.R.	J.B.	APRIL 2014	
Scale: 1"=100'	Project N°: 017324-T07	Report N°: 010	Drawing N°: 47a

017324-T07(010)GN-SC054 APR 16/2014

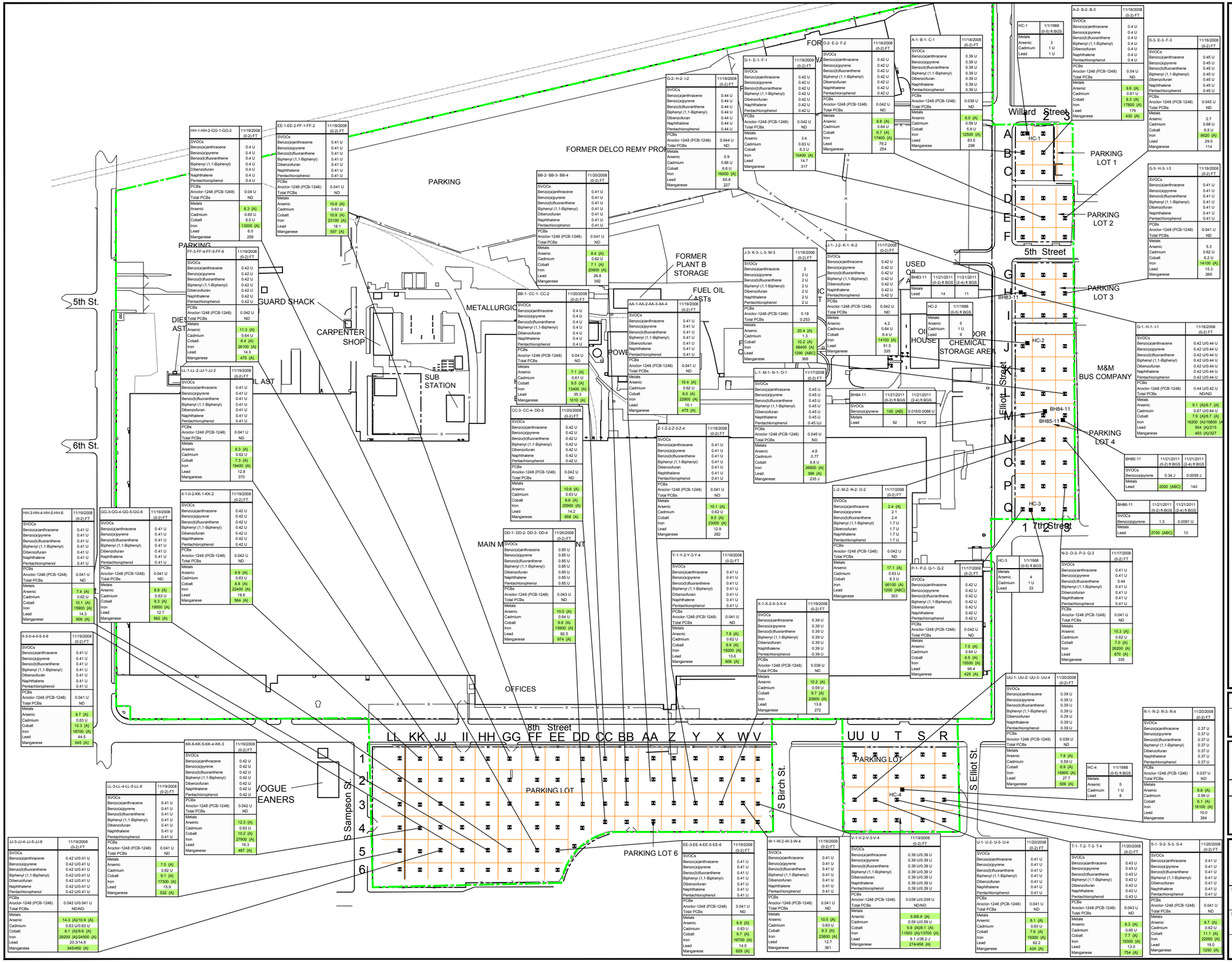

	IDEM Residential Migration to Ground Water (MTG) Screening Levels A	IDEM Commercial/Industrial Direct Contact Screening Levels B	IDEM Excavation Direct Contact Screening Levels C
SVOCs			
Benzo(a)anthracene	2.1	21	1300
Benzo(a)pyrene	4.7	2.1	130
Benzo(b)fluoranthene	7	21	1300
Biphenyl (1,1-Biphenyl)	0.17	210	350
Dibenzofuran	2.1	1000	1700
Naphthalene	0.092	180	1000
Pentachlorophenol	0.2	27	2000
PCBs			
Aroclor-1248 (PCB-1248)	1	7.4	460
Total PCBs	1.6	7.4	460
Metals			
Arsenic	5.9	24	640
Cadmium	7.5	800	1300
Chromium VI (hexavalent)	0.12	56	2400
Cobalt	4.3	300	520
Iron	5600	100000	100000
Lead	270	800	1000
Manganese	420	23000	39000

NOTES:
(1) IDEM Appendix A: Screening Levels Remediation Closure Guide - March 25, 2014
U - Not present at or above the associated value
J - Estimated concentration
ND - Non Detect (calculation)
- All Site structures shown have been demolished to grade

SCALE VERIFICATION

THIS BAR MEASURES 1" ON ORIGINAL. ADJUST SCALE ACCORDINGLY.

AOI 31: PARKING LOTS EAST AND SOUTH OF THE PLANT - SVOCs, PCBs AND METALS

RFI REPORT

FORMER MANUAL TRANSMISSIONS OF MUNCIE FACILITY
MUNCIE, INDIANA

CONESTOGA-ROVERS & ASSOCIATES

Source Reference:			
Project Manager: S.R.	Reviewed By: J.B.	Date: APRIL 2014	
Scale: 1"=100'	Project N°: 017324-T07	Report N°: 010	Drawing N°: 47b

017324-T07(010)GN-SC053 APR 16/2014

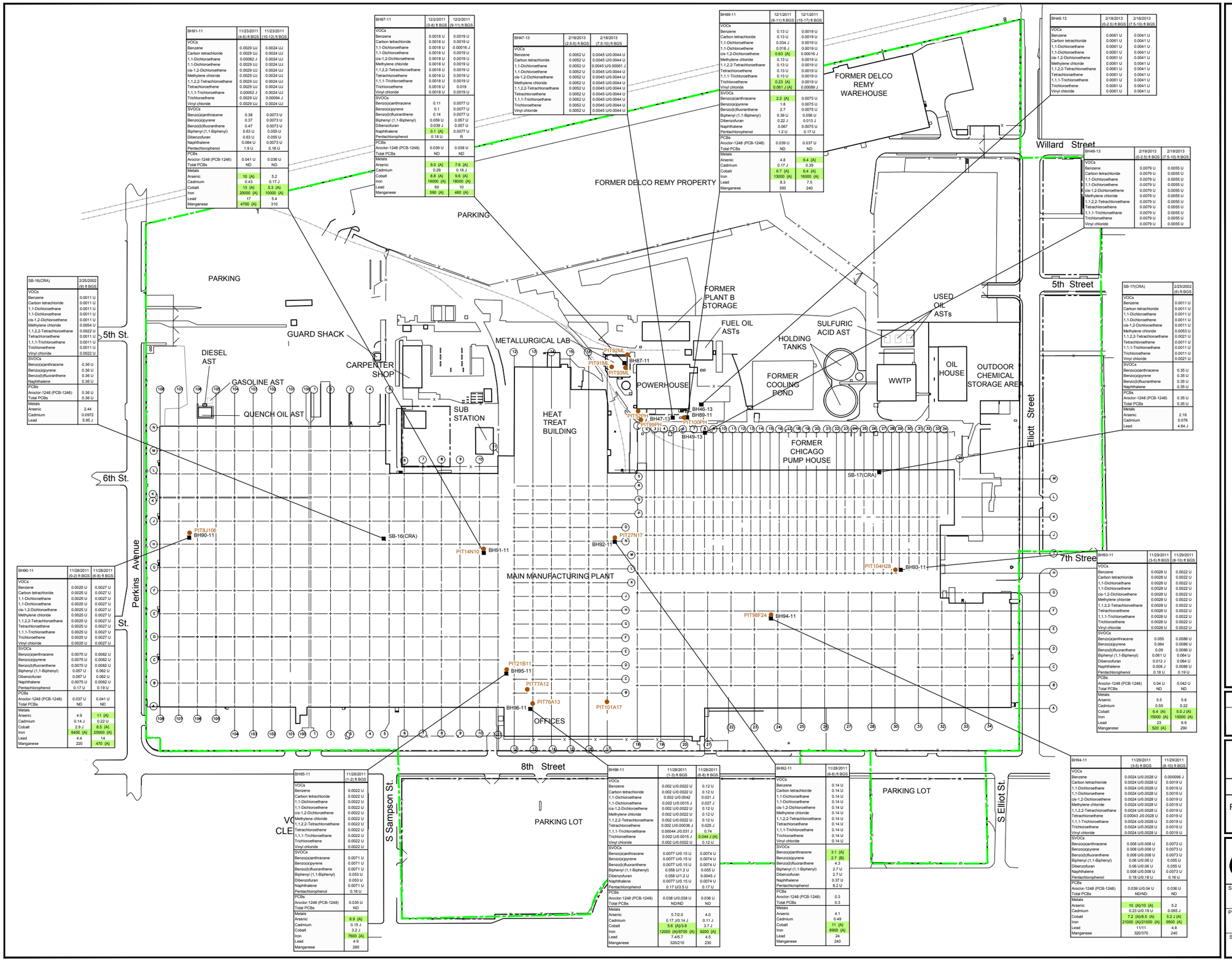

BH81-11	11/23/2011 (4-6') ft BGS	11/23/2011 (10-12) ft BGS
VOCs		
Benzene	0.0029 UJ	0.0024 UJ
Carbon tetrachloride	0.0029 UJ	0.0024 UJ
1,1-Dichloroethane	0.00062 J	0.0024 UJ
1,1-Dichloroethene	0.0029 UJ	0.0024 UJ
cis-1,2-Dichloroethene	0.0029 UJ	0.0024 UJ
Methylene chloride	0.0029 UJ	0.0024 UJ
1,1,2,2-Tetrachloroethane	0.0029 UJ	0.0024 UJ
Tetrachloroethene	0.0029 UJ	0.0024 UJ
1,1,1-Trichloroethane	0.00052 J	0.0024 UJ
Trichloroethene	0.0029 UJ	0.00094 J
Vinyl chloride	0.0029 UJ	0.0024 UJ
SVOCs		
Benzo(a)anthracene	0.38	0.0073 U
Benzo(a)pyrene	0.37	0.0073 U
Benzo(b)fluoranthene	0.47	0.0073 U
Biphenyl (1,1-Biphenyl)	0.63 U	0.055 U
Dibenzofuran	0.63 U	0.055 U
Naphthalene	0.084 U	0.0073 U
Pentachlorophenol	1.9 U	0.16 U
PCBs		
Aroclor-1248 (PCB-1248)	0.041 U	0.036 U
Total PCBs	ND	ND
Metals		
Arsenic	10 (A)	5.2
Cadmium	0.43	0.17 J
Cobalt	13 (A)	5.3 (A)
Iron	20000 (A)	10000 (A)
Lead	17	5.4
Manganese	4700 (A)	310

BH87-11	12/2/2011 (3-8) ft BGS	12/2/2011 (9-11) ft BGS
VOCs		
Benzene	0.0018 U	0.0019 U
Carbon tetrachloride	0.0018 U	0.0019 U
1,1-Dichloroethane	0.0018 U	0.00016 J
1,1-Dichloroethene	0.0018 U	0.0019 U
cis-1,2-Dichloroethene	0.0018 U	0.0019 U
Methylene chloride	0.0018 U	0.0019 U
1,1,2,2-Tetrachloroethane	0.0018 U	0.0019 U
Tetrachloroethene	0.0018 U	0.0019 U
1,1,1-Trichloroethane	0.0018 U	0.0019 U
Trichloroethene	0.0018 U	0.019
Vinyl chloride	0.0018 U	0.0019 U
SVOCs		
Benzo(a)anthracene	0.11	0.0077 U
Benzo(a)pyrene	0.1	0.0077 U
Benzo(b)fluoranthene	0.14	0.0077 U
Biphenyl (1,1-Biphenyl)	0.059 U	0.057 U
Dibenzofuran	0.039 J	0.057 U
Naphthalene	0.1 (A)	0.0077 U
Pentachlorophenol	0.18 U	R
PCBs		
Aroclor-1248 (PCB-1248)	0.039 U	0.038 U
Total PCBs	ND	ND
Metals		
Arsenic	9.0 (A)	7.6 (A)
Cadmium	0.29	0.18 J
Cobalt	8.8 (A)	9.6 (A)
Iron	19000 (A)	18000 (A)
Lead	60	10
Manganese	590 (A)	480 (A)

BH47-13	2/18/2013 (2.5-5) ft BGS	2/18/2013 (7.5-10) ft BGS
VOCs		
Benzene	0.0052 U	0.0045 UI/0.0044 U
Carbon tetrachloride	0.0052 U	0.0045 UI/0.0044 U
1,1-Dichloroethane	0.0052 U	0.0045 UI/0.0061 J
1,1-Dichloroethene	0.0052 U	0.0045 UI/0.0044 U
cis-1,2-Dichloroethene	0.0052 U	0.0045 UI/0.0044 U
Methylene chloride	0.0052 U	0.0045 UI/0.0044 U
1,1,2,2-Tetrachloroethane	0.0052 U	0.0045 UI/0.0044 U
Tetrachloroethene	0.0052 U	0.0045 UI/0.0044 U
1,1,1-Trichloroethane	0.0052 U	0.0045 UI/0.0044 U
Trichloroethene	0.0052 U	0.0045 UI/0.0044 U
Vinyl chloride	0.0052 U	0.0045 UI/0.0044 U

BH89-11	12/1/2011 (9-11) ft BGS	12/1/2011 (15-17) ft BGS
VOCs		
Benzene	0.13 U	0.0019 U
Carbon tetrachloride	0.13 U	0.0019 U
1,1-Dichloroethane	0.034 J	0.0019 U
1,1-Dichloroethene	0.018 J	0.0019 U
cis-1,2-Dichloroethene	0.63 (A)	0.00016 J
Methylene chloride	0.13 U	0.0019 U
1,1,2,2-Tetrachloroethane	0.13 U	0.0019 U
Tetrachloroethene	0.13 U	0.0019 U
1,1,1-Trichloroethane	0.13 U	0.0019 U
Trichloroethene	0.23 (A)	0.0019 U
Vinyl chloride	0.061 J (A)	0.00089 J
SVOCs		
Benzo(a)anthracene	2.2 (A)	0.0075 U
Benzo(a)pyrene	1.8	0.0075 U
Benzo(b)fluoranthene	2.7	0.0075 U
Biphenyl (1,1-Biphenyl)	0.39 U	0.056 U
Dibenzofuran	0.22 J	0.013 J
Naphthalene	0.067 J	0.0075 U
Pentachlorophenol	1.2 U	0.17 U
PCBs		
Aroclor-1248 (PCB-1248)	0.039 U	0.037 U
Total PCBs	ND	ND
Metals		
Arsenic	4.8	6.4 (A)
Cadmium	0.17 J	0.39
Cobalt	6.7 (A)	6.4 (A)
Iron	13000 (A)	16000 (A)
Lead	8.3	7.5
Manganese	350	240

BH46-13	2/18/2013 (0-2.5) ft BGS	2/18/2013 (7.5-10) ft BGS
VOCs		
Benzene	0.0061 U	0.0041 U
Carbon tetrachloride	0.0061 U	0.0041 U
1,1-Dichloroethane	0.0061 U	0.0041 U
1,1-Dichloroethene	0.0061 U	0.0041 U
cis-1,2-Dichloroethene	0.0061 U	0.0041 U
Methylene chloride	0.0061 U	0.0041 U
1,1,2,2-Tetrachloroethane	0.0061 U	0.0041 U
Tetrachloroethene	0.0061 U	0.0041 U
1,1,1-Trichloroethane	0.0061 U	0.0041 U
Trichloroethene	0.0061 U	0.0041 U
Vinyl chloride	0.0061 U	0.0041 U

BH48-13	2/19/2013 (0-2.5) ft BGS	2/19/2013 (7.5-10) ft BGS
VOCs		
Benzene	0.0079 U	0.0055 U
Carbon tetrachloride	0.0079 U	0.0055 U
1,1-Dichloroethane	0.0079 U	0.0055 U
1,1-Dichloroethene	0.0079 U	0.0055 U
cis-1,2-Dichloroethene	0.0079 U	0.0055 U
Methylene chloride	0.0079 U	0.0055 U
1,1,2,2-Tetrachloroethane	0.0079 U	0.0055 U
Tetrachloroethene	0.0079 U	0.0055 U
1,1,1-Trichloroethane	0.0079 U	0.0055 U
Trichloroethene	0.0079 U	0.0055 U
Vinyl chloride	0.0079 U	0.0055 U

BH49-13	2/19/2013 (0-2.5) ft BGS	2/19/2013 (7.5-10) ft BGS
VOCs		
Benzene	0.0079 U	0.0055 U
Carbon tetrachloride	0.0079 U	0.0055 U
1,1-Dichloroethane	0.0079 U	0.0055 U
1,1-Dichloroethene	0.0079 U	0.0055 U
cis-1,2-Dichloroethene	0.0079 U	0.0055 U
Methylene chloride	0.0079 U	0.0055 U
1,1,2,2-Tetrachloroethane	0.0079 U	0.0055 U
Tetrachloroethene	0.0079 U	0.0055 U
1,1,1-Trichloroethane	0.0079 U	0.0055 U
Trichloroethene	0.0079 U	0.0055 U
Vinyl chloride	0.0079 U	0.0055 U

SB-16(CRA)	2/25/2002 (9) ft BGS
VOCs	
Benzene	0.0011 U
Carbon tetrachloride	0.0011 U
1,1-Dichloroethane	0.0011 U
1,1-Dichloroethene	0.0011 U
cis-1,2-Dichloroethene	0.0011 U
Methylene chloride	0.0054 U
1,1,2,2-Tetrachloroethane	0.0022 U
Tetrachloroethene	0.0011 U
1,1,1-Trichloroethane	0.0011 U
Trichloroethene	0.0011 U
Vinyl chloride	0.0022 U
SVOCs	
Benzo(a)anthracene	0.36 U
Benzo(a)pyrene	0.36 U
Benzo(b)fluoranthene	0.36 U
Naphthalene	0.36 U
PCBs	
Aroclor-1248 (PCB-1248)	0.36 U
Total PCBs	0.36 U
Metals	
Arsenic	2.44
Cadmium	0.0972
Lead	5.95 J

SB-17(CRA)	2/25/2002 (6) ft BGS
VOCs	
Benzene	0.0011 U
Carbon tetrachloride	0.0011 U
1,1-Dichloroethane	0.0011 U
1,1-Dichloroethene	0.0011 U
cis-1,2-Dichloroethene	0.0011 U
Methylene chloride	0.0055 U
1,1,2,2-Tetrachloroethane	0.0021 U
Tetrachloroethene	0.0011 U
1,1,1-Trichloroethane	0.0011 U
Trichloroethene	0.0011 U
Vinyl chloride	0.0021 U
SVOCs	
Benzo(a)anthracene	0.35 U
Benzo(a)pyrene	0.35 U
Benzo(b)fluoranthene	0.35 U
Naphthalene	0.35 U
PCBs	
Aroclor-1248 (PCB-1248)	0.35 U
Total PCBs	0.35 U
Metals	
Arsenic	2.16
Cadmium	0.076
Lead	4.64 J

BH90-11	11/28/2011 (0-2) ft BGS	11/28/2011 (6-8) ft BGS
VOCs		
Benzene	0.0025 U	0.0027 U
Carbon tetrachloride	0.0025 U	0.0027 U
1,1-Dichloroethane	0.0025 U	0.0027 U
1,1-Dichloroethene	0.0025 U	0.0027 U
cis-1,2-Dichloroethene	0.0025 U	0.0027 U
Methylene chloride	0.0025 U	0.0027 U
1,1,2,2-Tetrachloroethane	0.0025 U	0.0027 U
Tetrachloroethene	0.0025 U	0.0027 U
1,1,1-Trichloroethane	0.0025 U	0.0027 U
Trichloroethene	0.0025 U	0.0027 U
Vinyl chloride	0.0025 U	0.0027 U
SVOCs		
Benzo(a)anthracene	0.0075 U	0.0082 U
Benzo(a)pyrene	0.0075 U	0.0082 U
Benzo(b)fluoranthene	0.0075 U	0.0082 U
Biphenyl (1,1-Biphenyl)	0.057 U	0.062 U
Dibenzofuran	0.057 U	0.062 U
Naphthalene	0.0075 U	0.0082 U
Pentachlorophenol	0.17 U	0.19 U
PCBs		
Aroclor-1248 (PCB-1248)	0.037 U	0.041 U
Total PCBs	ND	ND
Metals		
Arsenic	4.9	11 (A)
Cadmium	0.14 J	0.22 U
Cobalt	2.9 J	8.5 (A)
Iron	6400 (A)	25000 (A)
Lead	4.4	14
Manganese	220	470 (A)

BH93-11	11/29/2011 (3-5) ft BGS	11/29/2011 (8-10) ft BGS
VOCs		
Benzene	0.0028 U	0.0022 U
Carbon tetrachloride	0.0028 U	0.0022 U
1,1-Dichloroethane	0.0028 U	0.0022 U
1,1-Dichloroethene	0.0028 U	0.0022 U
cis-1,2-Dichloroethene	0.0028 U	0.0022 U
Methylene chloride	0.0028 U	0.0022 U
1,1,2,2-Tetrachloroethane	0.0028 U	0.0022 U
Tetrachloroethene	0.0028 U	0.0022 U
1,1,1-Trichloroethane	0.0028 U	0.0022 U
Trichloroethene	0.0028 U	0.0022 U
Vinyl chloride	0.0028 U	0.0022 U
SVOCs		
Benzo(a)anthracene	0.055	0.0086 U
Benzo(a)pyrene	0.064	0.0086 U
Benzo(b)fluoranthene	0.09	0.0086 U
Biphenyl (1,1-Biphenyl)	0.061 U	0.064 U
Dibenzofuran	0.012 J	0.064 U
Naphthalene	0.008 J	0.0086 U
Pentachlorophenol	0.18 U	0.19 U
PCBs		
Aroclor-1248 (PCB-1248)	0.04 U	0.042 U
Total PCBs	ND	ND
Metals		
Arsenic	5.5	5.8
Cadmium	0.59	0.22
Cobalt	6.4 (A)	5.0 J (A)
Iron	15000 (A)	15000 (A)
Lead	23	6.9
Manganese	520 (A)	290

BH95-11	11/28/2011 (1-2) ft BGS
VOCs	
Benzene	0.0022 U
Carbon tetrachloride	0.0022 U
1,1-Dichloroethane	0.0022 U
1,1-Dichloroethene	0.0022 U
cis-1,2-Dichloroethene	0.0022 U
Methylene chloride	0.0022 U
1,1,2,2-Tetrachloroethane	0.0022 U
Tetrachloroethene	0.0022 U
1,1,1-Trichloroethane	0.0022 U
Trichloroethene	0.0022 U
Vinyl chloride	0.0022 U
SVOCs	
Benzo(a)anthracene	0.0071 U
Benzo(a)pyrene	0.0071 U
Benzo(b)fluoranthene	0.0071 U
Biphenyl (1,1-Biphenyl)	0.053 U
Dibenzofuran	0.053 U
Naphthalene	0.0071 U
Pentachlorophenol	0.16 U
PCBs	
Aroclor-1248 (PCB-1248)	0.035 U
Total PCBs	ND
Metals	
Arsenic	6.9 (A)
Cadmium	0.15 J
Cobalt	3.2 J
Iron	7600 (A)
Lead	4.9
Manganese	260

BH96-11	11/28/2011 (1-3) ft BGS	11/28/2011 (6-8) ft BGS
VOCs		
Benzene	0.002 UI/0.0022 U	0.12 U
Carbon tetrachloride	0.002 UI/0.0022 U	0.12 U
1,1-Dichloroethane	0.002 UI/0.0042	0.021 J
1,1-Dichloroethene	0.002 UI/0.0015 J	0.027 J
cis-1,2-Dichloroethene	0.002 UI/0.0022 U	0.12 U
Methylene chloride	0.002 UI/0.0022 U	0.12 U
1,1,2,2-Tetrachloroethane	0.002 UI/0.0022 U	0.12 U
Tetrachloroethene	0.002 UI/0.00036 J	0.025 J
1,1,1-Trichloroethane	0.00044 J/0.031 J	0.74
Trichloroethene	0.002 UI/0.0015 J	0.044 J (A)
Vinyl chloride	0.002 UI/0.0022 U	0.12 U
SVOCs		
Benzo(a)anthracene	0.0077 UI/0.15 U	0.0074 U
Benzo(a)pyrene	0.0077 UI/0.15 U	0.0074 U
Benzo(b)fluoranthene	0.0077 UI/0.15 U	0.0074 U
Biphenyl (1,1-Biphenyl)	0.058 UI/1.2 U	0.055 U
Dibenzofuran	0.058 UI/1.2 U	0.0045 J
Naphthalene	0.0077 UI/0.15 U	0.0074 U
Pentachlorophenol	0.17 UI/3.5 U	0.17 U
PCBs		
Aroclor-1248 (PCB-1248)	0.038 UI/0.038 U	0.036 U
Total PCBs	ND/ND	ND
Metals		
Arsenic	5.7/2.0	4.0
Cadmium	0.17 JI/0.14 J	0.11 J
Cobalt	5.6 (A)/3.8	3.7 J
Iron	12000 (A)/9700 (A)	8200 (A)
Lead	7.4/5.7	4.5
Manganese	320/210	230

BH92-11	11/28/2011 (6-8) ft BGS
VOCs	
Benzene	0.14 U
Carbon tetrachloride	0.14 U
1,1-Dichloroethane	0.14 U
1,1-Dichloroethene	0.14 U
cis-1,2-Dichloroethene	0.14 U
Methylene chloride	0.14 U
1,1,2,2-Tetrachloroethane	0.14 U
Tetrachloroethene	0.14 U
1,1,1-Trichloroethane	0.14 U
Trichloroethene	0.14 U
Vinyl chloride	0.14 U
SVOCs	
Benzo(a)anthracene	3.1 (A)
Benzo(a)pyrene	2.7 (B)
Benzo(b)fluoranthene	4.3
Biphenyl (1,1-Biphenyl)	2.7 U
Dibenzofuran	2.7 U
Naphthalene	0.37 U
Pentachlorophenol	8.2 U
PCBs	
Aroclor-1248 (PCB-1248)	0.3
Total PCBs	0.3
Metals	
Arsenic	4.1
Cadmium	0.49
Cobalt	11 (A)
Iron	8900 (A)
Lead	24
Manganese	240

BH94-11	11/29/2011 (3-5) ft BGS	11/29/2011 (8-10) ft BGS
VOCs		
Benzene	0.0024 UI/0.0028 U	0.000096 J
Carbon tetrachloride	0.0024 UI/0.0028 U	0.0019 U
1,1-Dichloroethane	0.0024 UI/0.0028 U	0.0019 U
1,1-Dichloroethene	0.0024 UI/0.0028 U	0.0019 U
cis-1,2-Dichloroethene	0.0024 UI/0.0028 U	0.0019 U
Methylene chloride	0.0024 UI/0.0028 U	0.0019 U
1,1,2,2-Tetrachloroethane	0.0024 UI/0.0028 U	0.0019 U
Tetrachloroethene	0.00043 JI/0.0028 U	0.0019 U
1,1,1-Trichloroethane	0.0024 UI/0.0028 U	0.0019 U
Trichloroethene	0.0024 UI/0.0028 U	0.0019 U
Vinyl chloride	0.0024 UI/0.0028 U	0.0019 U
SVOCs		
Benzo(a)anthracene	0.008 UI/0.008 U	0.0073 U
Benzo(a)pyrene	0.008 UI/0.008 U	0.0073 U
Benzo(b)fluoranthene	0.008 UI/0.008 U	0.0073 U
Biphenyl (1,1-Biphenyl)	0.06 UI/0.06 U	0.055 U
Dibenzofuran	0.06 UI/0.06 U	0.055 U
Naphthalene	0.008 UI/0.008 U	0.0073 U
Pentachlorophenol	0.18 UI/0.18 U	0.16 U
PCBs		
Aroclor-1248 (PCB-1248)	0.039 UI/0.04 U	0.036 U
Total PCBs	ND/ND	ND
Metals		
Arsenic	10 (A)/10 (A)	5.2
Cadmium	0.23 UI/0.19 U	0.095 J
Cobalt	7.2 (A)/8.5 (A)	5.2 J (A)
Iron	21000 (A)/21000 (A)	9500 (A)
Lead	11/11	4.8
Manganese	320/370	240

	IDEM Residential Migration to Ground Water (MTG) Screening Levels A	IDEM Commercial/Industrial Direct Contact Screening Levels B	IDEM Excavation Direct Contact Screening Levels C
VOCs			
Benzene	0.051	54	750
Carbon tetrachloride	0.039	30	460
1,1-Dichloroethane	0.14	170	1700
1,1-Dichloroethene	0.05	1100	1200
cis-1,2-Dichloroethene	0.41	2000	2400
Methylene Chloride	0.025	3100	3300
1,1,2,2-Tetrachloroethane	0.0052	28	1900
Tetrachloroethene	0.045	170	170
1,1,1-Trichloroethane	1.4	640	640
Trichloroethene	0.036	20	34
Vinyl Chloride	0.014	17	660
SVOCs			
Benzo(a)anthracene	2.1	21	1300
Benzo(a)pyrene	4.7	2.1	130
Benzo(b)fluoranthene	7	21	1300
Biphenyl (1,1-Biphenyl)	0.17	210	300
Dibenzofuran	2.1	1000	1700
Naphthalene	0.092	180	1000
Pentachlorophenol	0.2	27	2000
PCBs			
Aroclor-1248 (PCB-1248)	1	7.4	460
Total PCBs	1.6	7.4	460
Metals			
Arsenic	5.9	24	640
Cadmium	7.5	800	1300
Chromium VI (hexavalent)	0.12	56	2400
Cobalt	4.3	300	520
Iron	5600	100000	100000
Lead	270	800	1000
Manganese	420	23000	39000

NOTES:
(1) IDEM Appendix A: Screening Levels Remediation Closure Guide - March 25, 2014
U - Not present at or above the associated value
J - Estimated concentration
ND - Non Detect (calculation)
- All Site structures shown have been demolished to grade

0 50 100ft

LEGEND
- RAILROAD
- FENCE
- APPROXIMATE SITE BOUNDARY
- APPROXIMATE LOCATION OF AST
- BOREHOLE LOCATION
- PIT IN POOR CONDITION

SAMPLE LOCATION
SAMPLE DATE
SAMPLE DEPTH
RESULT (mg/kg)
PARAMETER
EXCEEDANCE

SCALE VERIFICATION

THIS BAR MEASURES 1" ON ORIGINAL. ADJUST SCALE ACCORDINGLY.

AOI 32
BELOW GRADE INFRASTRUCTURE

RFI REPORT

FORMER MANUAL TRANSMISSIONS OF MUNCIE FACILITY
MUNCIE, INDIANA

CONESTOGA-ROVERS & ASSOCIATES

Source Reference:

Project Manager:	Reviewed By:	Date:	
S.R.	J.B.	APRIL 2014	
Scale: 1"=100'	Project N°: 017324-T07	Report N°: 010	Drawing N°: 48

017324-T07(010)GN-SC055 APR 16/2014

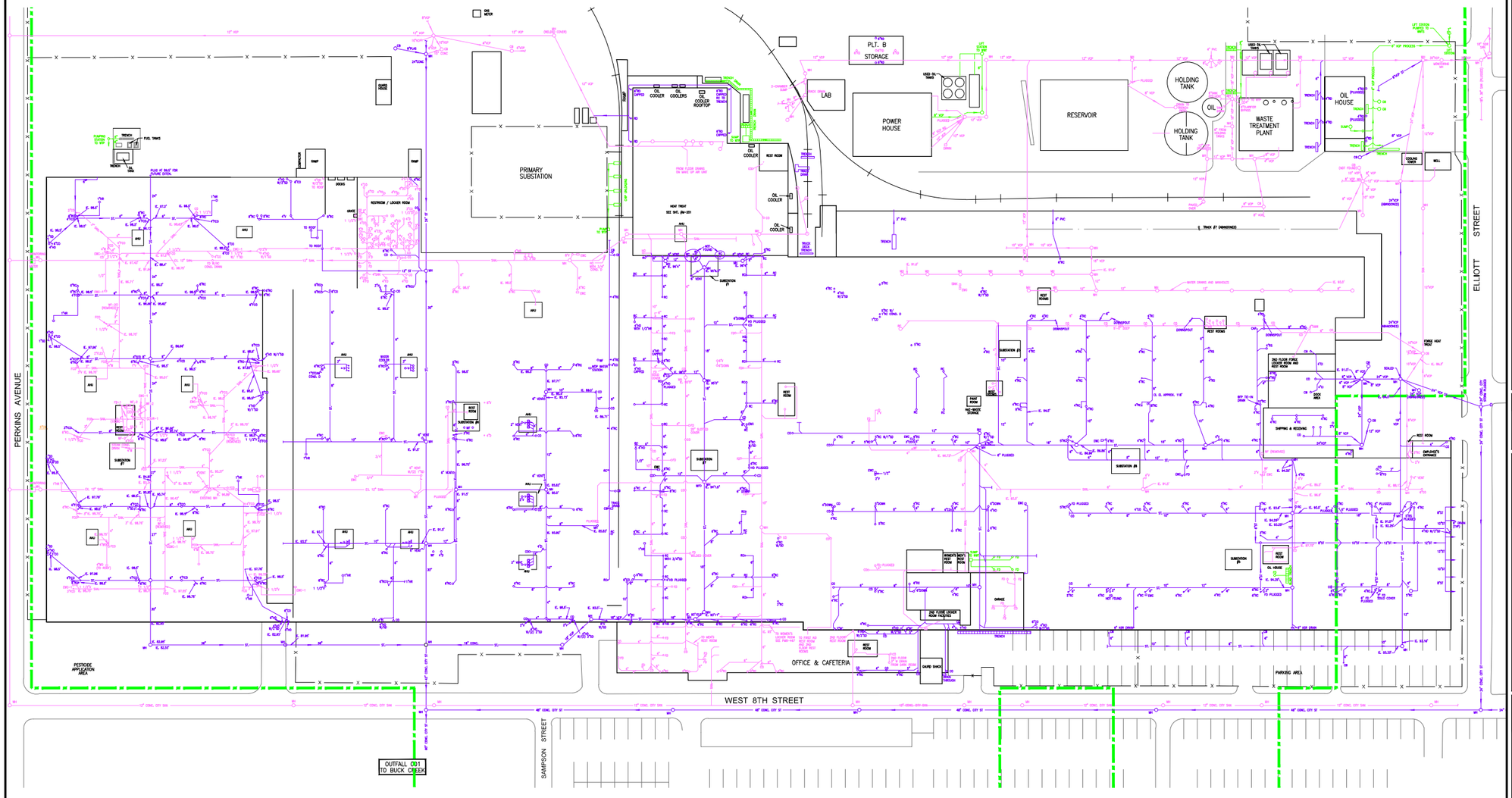
PRIMARY SUBSTATION
LAB
POWER HOUSE
PLT. B STORAGE
RESERVOIR
HOLDING TANK
HOLDING TANK
OIL
WASTE TREATMENT PLANT
OIL HOUSE
OIL COOLER
OIL COOLERS
OIL COOLER ROOFTOP
OIL COOLER
OIL COOLER
REST ROOM
RESTROOM / LOCKER ROOM
SHOWER
DOCKS
TRENCH
FUEL TANKS
PUMP
PUMP
JUNCTION
SUMP
SUBSTATION #1
SUBSTATION #2
SUBSTATION #3
SUBSTATION #4
SUBSTATION #5
SUBSTATION #6
SUBSTATION #7
SUBSTATION #8
REST ROOM
REST ROOM
REST ROOM

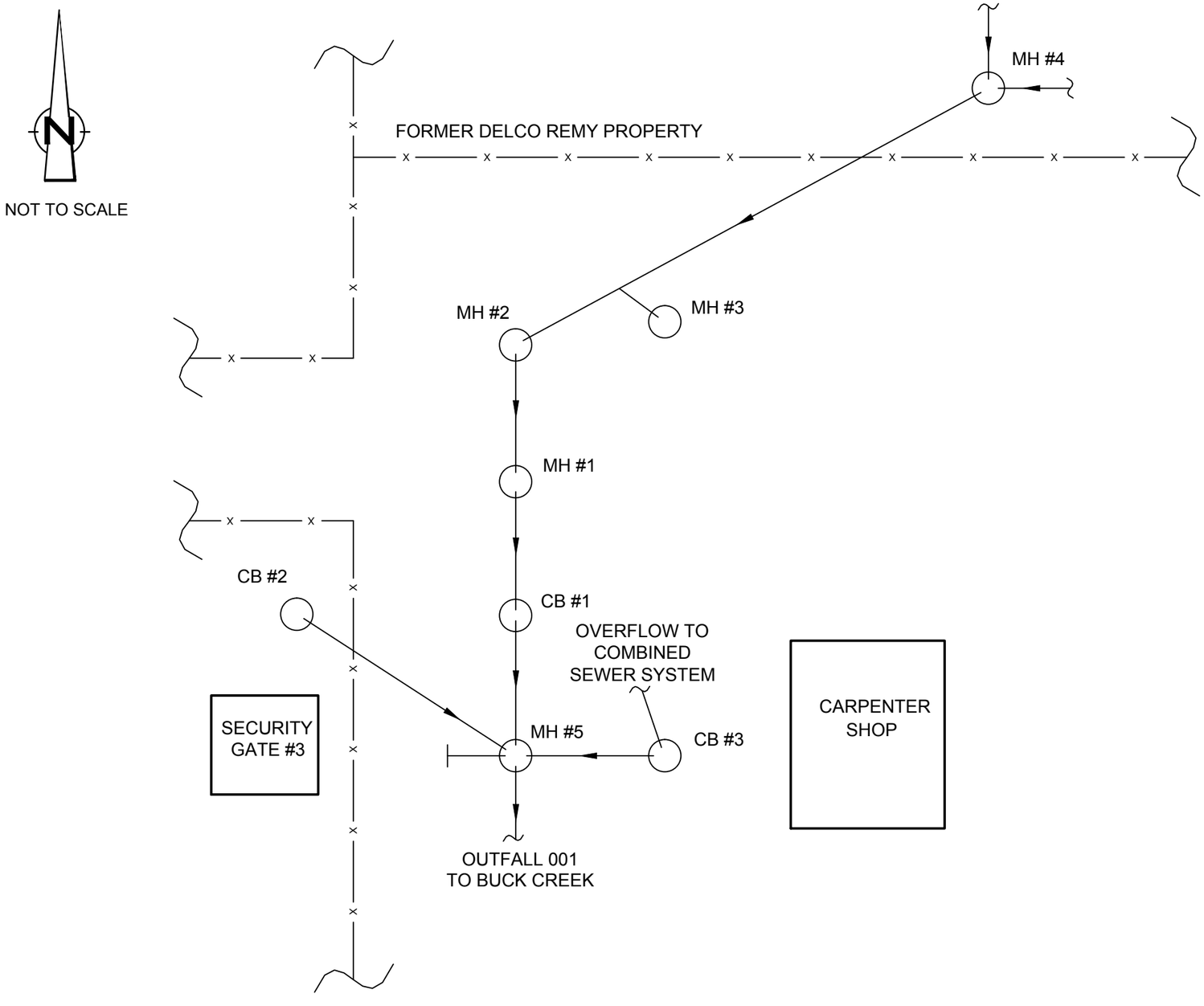

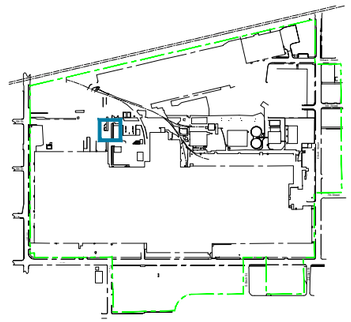

figure 50

MTM MANHOLE INVESTIGATION
RFI REPORT
FORMER MANUAL TRANSMISSIONS OF MUNCIE FACILITY
Muncie, Indiana

LEGEND

APPROXIMATE SITE BOUNDARY

MONITORING WELL LOCATION

MW-37	7/1/1999 (18-20) ft BGS
VOCs	
Benzene	0.053 U
Carbon tetrachloride	0.053 U
1,1-Dichloroethane	0.053 U
1,1-Dichloroethene	0.053 U
cis-1,2-Dichloroethene	0.053 U
Methylene chloride	0.053 U
1,1,2,2-Tetrachloroethane	0.053 U
Tetrachloroethene	0.44 {A}
1,1,1-Trichloroethane	0.053 U
Trichloroethene	0.053 U
Vinyl chloride	0.053 U

SAMPLE LOCATION
SAMPLE DATE
SAMPLE DEPTH
RESULT (mg/kg)
PARAMETER
EXCEEDANCE

0 20 60ft

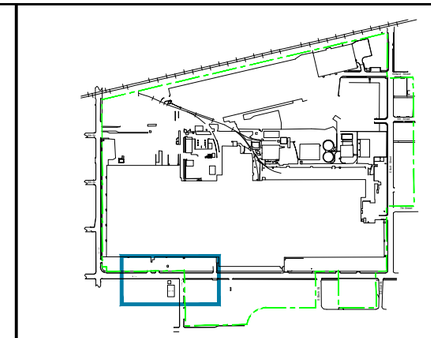

KEY MAP

	IDEM Residential Migration to Ground Water (MTG) Screening Levels A	IDEM Commercial/Industrial Direct Contact Screening Levels B	IDEM Excavation Direct Contact Screening Levels C
VOCs			
Benzene	0.051	54	750
Carbon tetrachloride	0.039	30	460
1,1-Dichloroethane	0.14	170	1700
1,1-Dichloroethene	0.05	1100	1200
cis-1,2-Dichloroethene	0.41	2000	2400
Methylene Chloride	0.025	3100	3300
1,1,2,2-Tetrachloroethane	0.0052	28	1900
Tetrachloroethene	0.045	170	170
1,1,1-Trichloroethane	1.4	640	640
Trichloroethene	0.036	20	34
Vinyl Chloride	0.014	17	660
SVOCs			
Benzo(a)anthracene	2.1	21	1300
Benzo(a)pyrene	4.7	2.1	130
Benzo(b)fluoranthene	7	21	1300
Biphenyl (1,1-Biphenyl)	0.17	210	350
Dibenzofuran	2.1	1000	1700
Naphthalene	0.092	180	1000
Pentachlorophenol	0.2	27	2000
PCBs			
Aroclor-1248 (PCB-1248)	1	7.4	460
Total PCBs	1.6	7.4	460
Metals			
Arsenic	5.9	24	640
Cadmium	7.5	800	1300
Chromium VI (hexavalent)	0.12	56	2400
Cobalt	4.3	300	520
Iron	5600	100000	100000
Lead	270	800	1000
Manganese	420	23000	39000

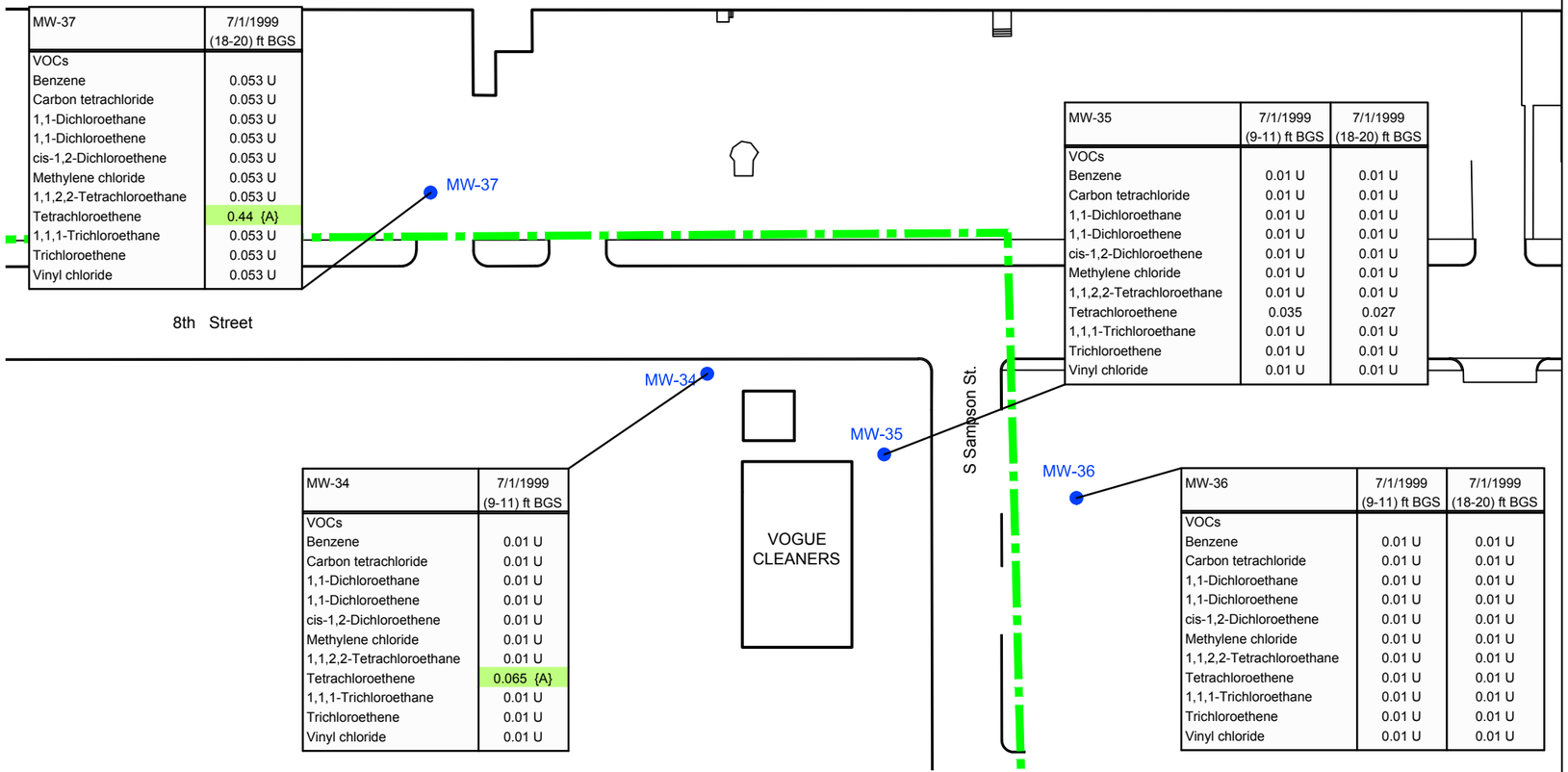

MW-37	7/1/1999 (18-20) ft BGS
VOCs	
Benzene	0.053 U
Carbon tetrachloride	0.053 U
1,1-Dichloroethane	0.053 U
1,1-Dichloroethene	0.053 U
cis-1,2-Dichloroethene	0.053 U
Methylene chloride	0.053 U
1,1,2,2-Tetrachloroethane	0.053 U
Tetrachloroethene	0.44 {A}
1,1,1-Trichloroethane	0.053 U
Trichloroethene	0.053 U
Vinyl chloride	0.053 U

MW-35	7/1/1999 (9-11) ft BGS	7/1/1999 (18-20) ft BGS
VOCs		
Benzene	0.01 U	0.01 U
Carbon tetrachloride	0.01 U	0.01 U
1,1-Dichloroethane	0.01 U	0.01 U
1,1-Dichloroethene	0.01 U	0.01 U
cis-1,2-Dichloroethene	0.01 U	0.01 U
Methylene chloride	0.01 U	0.01 U
1,1,2,2-Tetrachloroethane	0.01 U	0.01 U
Tetrachloroethene	0.035	0.027
1,1,1-Trichloroethane	0.01 U	0.01 U
Trichloroethene	0.01 U	0.01 U
Vinyl chloride	0.01 U	0.01 U

MW-34	7/1/1999 (9-11) ft BGS
VOCs	
Benzene	0.01 U
Carbon tetrachloride	0.01 U
1,1-Dichloroethane	0.01 U
1,1-Dichloroethene	0.01 U
cis-1,2-Dichloroethene	0.01 U
Methylene chloride	0.01 U
1,1,2,2-Tetrachloroethane	0.01 U
Tetrachloroethene	0.065 {A}
1,1,1-Trichloroethane	0.01 U
Trichloroethene	0.01 U
Vinyl chloride	0.01 U

MW-36	7/1/1999 (9-11) ft BGS	7/1/1999 (18-20) ft BGS
VOCs		
Benzene	0.01 U	0.01 U
Carbon tetrachloride	0.01 U	0.01 U
1,1-Dichloroethane	0.01 U	0.01 U
1,1-Dichloroethene	0.01 U	0.01 U
cis-1,2-Dichloroethene	0.01 U	0.01 U
Methylene chloride	0.01 U	0.01 U
1,1,2,2-Tetrachloroethane	0.01 U	0.01 U
Tetrachloroethene	0.01 U	0.01 U
1,1,1-Trichloroethane	0.01 U	0.01 U
Trichloroethene	0.01 U	0.01 U
Vinyl chloride	0.01 U	0.01 U

NOTES:
(1) IDEM Appendix A: Screening Levels Remediation Closure Guide - March 25, 2014
U - Not present at or above the associated value
J - Estimated concentration
ND - Non Detect (calculation)
- All Site structures shown have been demolished to grade

figure 51

AOI 36: ADJACENT (UPGRADIENT) DRY CLEANING OPERATIONS
RFI REPORT
FORMER MANUAL TRANSMISSIONS OF MUNCIE FACILITY
Muncie, Indiana

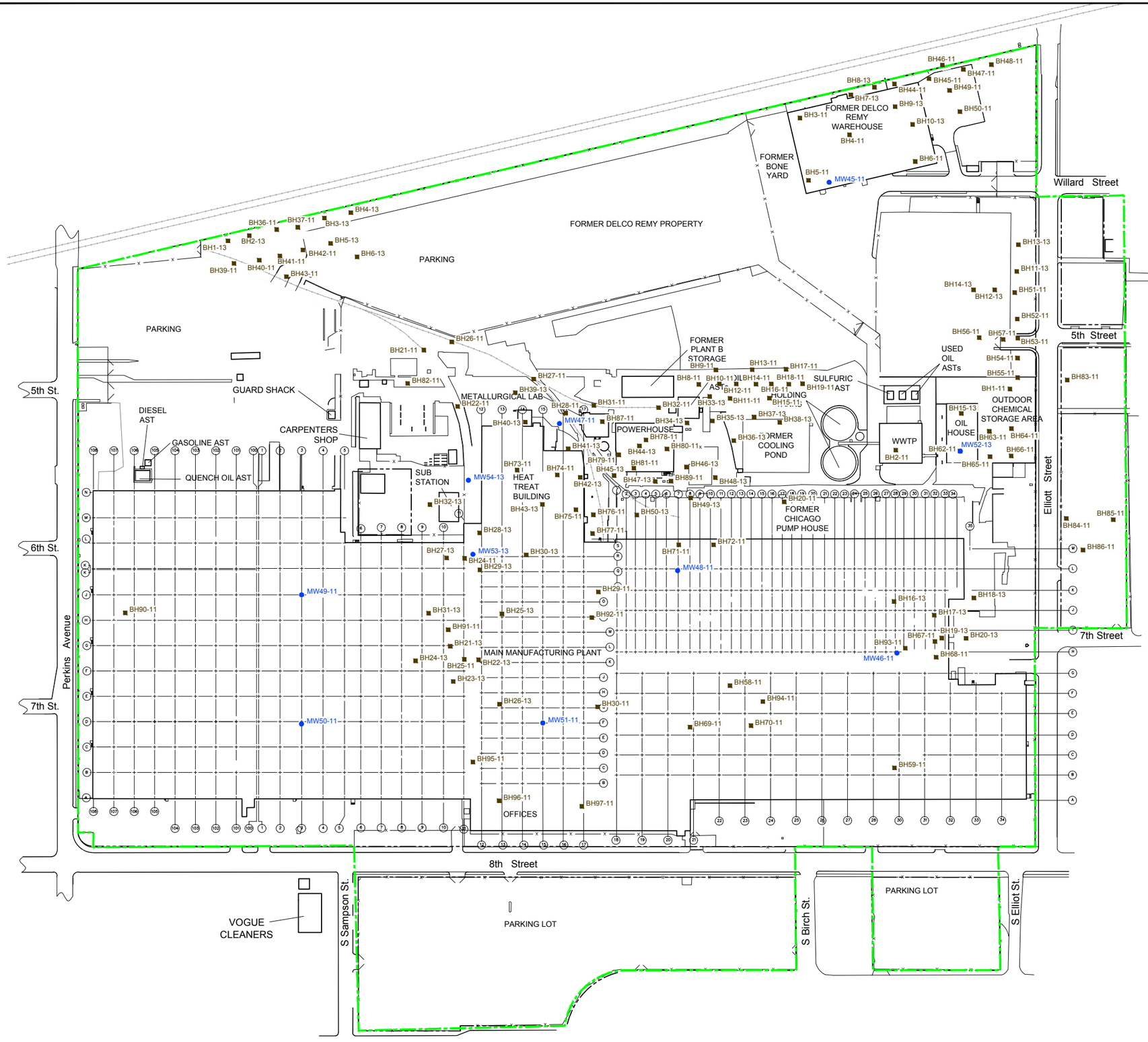

N

0 50 100ft

LEGEND

- RAILROAD
- FENCE
- APPROXIMATE SITE BOUNDARY
- MW51-11 MONITORING WELL LOCATION
- BH97-11 BOREHOLE LOCATION

SCALE VERIFICATION

THIS BAR MEASURES 1" ON ORIGINAL. ADJUST SCALE ACCORDINGLY.

Approved

DRAWING STATUS

Status	Date	Initial

RFI SOIL SAMPLE LOCATIONS

RFI REPORT

FORMER MANUAL TRANSMISSIONS OF MUNCIE FACILITY
MUNCIE, INDIANA

CONESTOGA-ROVERS & ASSOCIATES

Source Reference:

Project Manager:	Reviewed By:	Date:	
S.R.	J.B.	APRIL 2014	
Scale: 1:100	Project N°: 017324-T07	Report N°: 010	Drawing N°: 52

017324-T07(010)GN-SC016 APR 16/2014

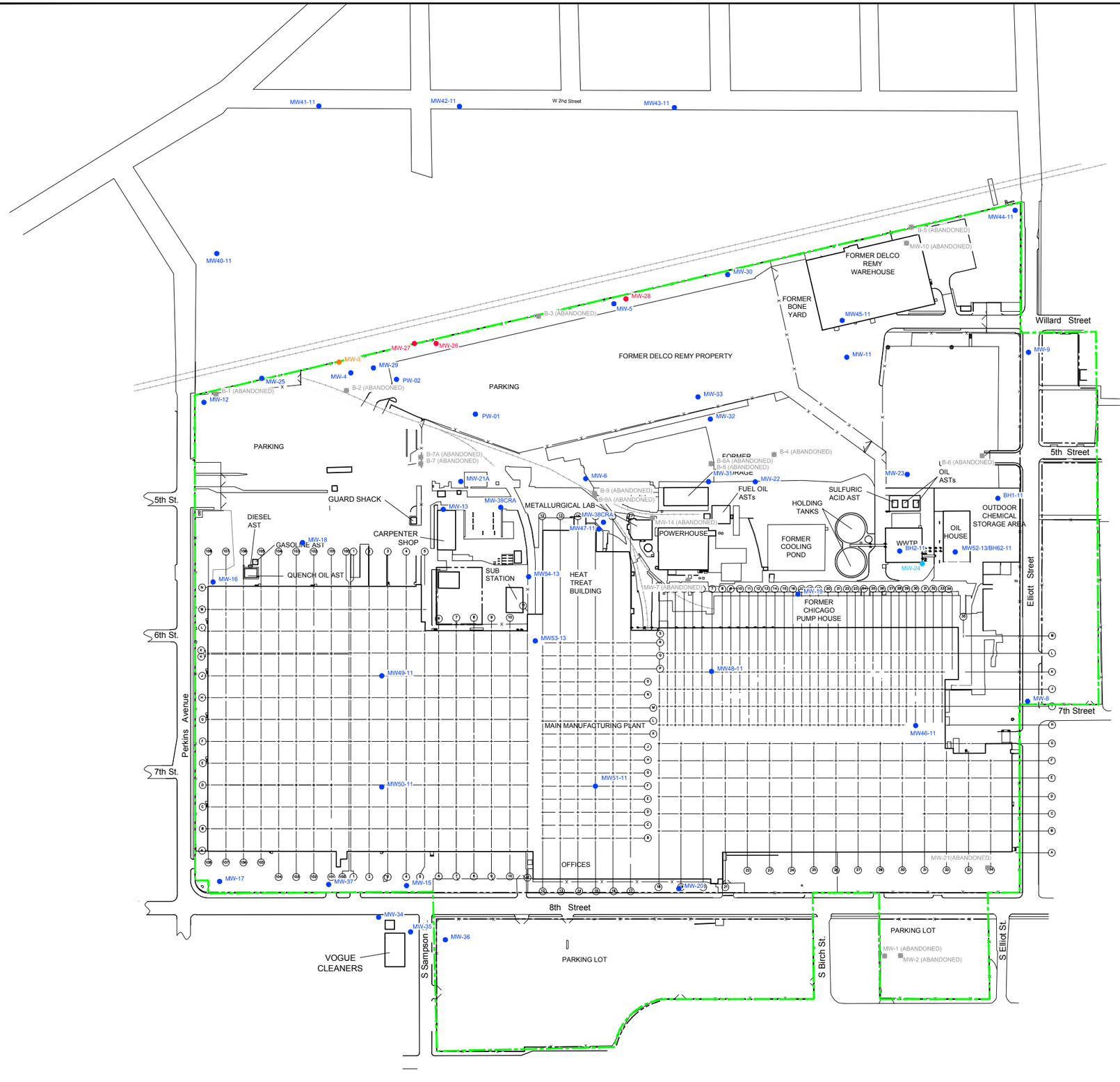

0 50 100ft

LEGEND

- RAILROAD
- FENCE
- APPROXIMATE SITE BOUNDARY
- MW51-11 — MONITORING WELL LOCATION SCREENED IN THE SHALLOW AQUIFER (SAND & GRAVEL/SILTY CLAY)
- MW-24 — MONITORING WELL LOCATION SCREENED IN THE SAND LENSE WITHIN INTERMEDIATE SILTY CLAY
- MW-28 — MONITORING WELL SCREENED IN THE LOWER PORTION OF THE SAND & GRAVEL AQUIFER
- MW-3 — MONITORING WELL SCREENED IN THE LIMESTONE
- MW-1 (ABANDONED) — ABANDONED MONITORING WELL

SCALE VERIFICATION

THIS BAR MEASURES 1" ON ORIGINAL. ADJUST SCALE ACCORDINGLY.

Approved

DRAWING STATUS

Status	Date	Initial

GROUNDWATER SAMPLE LOCATIONS

RFI REPORT

FORMER MANUAL TRANSMISSIONS OF MUNCIE FACILITY
MUNCIE, INDIANA

CONESTOGA-ROVERS & ASSOCIATES

Source Reference:

Project Manager:	Reviewed By:	Date:	
S.R.	J.B.	APRIL 2014	
Scale: 1:120	Project N°: 017324-T07	Report N°: 010	Drawing N°: 53

017324-T07(010)GN-SC014 APR 16/2014



LEGEND

SOIL SAMPLE LOCATION

SITE BOUNDARY

figure 54

BACKGROUND SOIL SAMPLE LOCATIONS
RFI REPORT
FORMER MANUAL TRANSMISSIONS OF MUNCIE FACILITY
Muncie, Indiana

SOURCE: ESRI BASEMAP IMAGERY, ACCESSED 2012; COORDINATE SYSTEM: NAD 1983 STATE PLANE INDIANA EAST FIPS 1301 FEET.

LEGEND

- SITE BOUNDARY
- PROPERTY BOUNDARY
- FENCE
- APPROXIMATE EXTENT OF AOI
- BOREHOLE LOCATION

0 20 60ft

BH1-11	11/29/2011 (1-2) ft BGS	11/29/2011 (6-8) ft BGS
VOCs		
Benzene	0.0023 U	0.0027 U
Carbon tetrachloride	0.0023 U	0.0027 U
1,1-Dichloroethane	0.0021 J	0.0021 J
1,1-Dichloroethene	0.0023 U	0.0027 U
cis-1,2-Dichloroethene	0.0023 U	0.0015 J
Methylene chloride	0.0023 U	0.0027 U
1,1,2,2-Tetrachloroethane	0.0023 U	0.0027 U
Tetrachloroethene	0.0018 J	0.0025 J
1,1,1-Trichloroethane	0.0015 J	0.0027 U
Trichloroethene	0.0003 J	0.001 J
Vinyl chloride	0.0023 U	0.0027 U

SAMPLE LOCATION
SAMPLE DATE
SAMPLE DEPTH
RESULT (mg/kg)
PARAMETER

EXCEEDANCE

	IDEM Residential Migration to Ground Water (MTG) Screening Levels A	IDEM Commercial/Industrial Direct Contact Screening Levels B	IDEM Excavation Direct Contact Screening Levels C
VOCs			
Benzene	0.051	54	750
Carbon tetrachloride	0.039	30	460
1,1-Dichloroethane	0.14	170	1700
1,1-Dichloroethene	0.05	1100	1200
cis-1,2-Dichloroethene	0.41	2000	2400
Methylene Chloride	0.025	3100	3300
1,1,2,2-Tetrachloroethane	0.0052	28	1900
Tetrachloroethene	0.045	170	170
1,1,1-Trichloroethane	1.4	640	640
Trichloroethene	0.036	20	34
Vinyl Chloride	0.014	17	660
SVOCs			
Benzo(a)anthracene	2.1	21	1300
Benzo(a)pyrene	4.7	2.1	130
Benzo(b)fluoranthene	7	21	1300
Biphenyl (1,1-Biphenyl)	0.17	210	350
Dibenzofuran	2.1	1000	1700
Naphthalene	0.092	180	1000
Pentachlorophenol	0.2	27	2000
PCBs			
Aroclor-1248 (PCB-1248)	1	7.4	460
Total PCBs	1.6	7.4	460
Metals			
Arsenic	5.9	24	640
Cadmium	7.5	800	1300
Chromium VI (hexavalent)	0.12	56	2400
Cobalt	4.3	300	520
Iron	5600	100000	100000
Lead	270	800	1000
Manganese	420	23000	39000

NOTES:
(1) IDEM Appendix A: Screening Levels Remediation Closure Guide - March 25, 2014
U - Not present at or above the associated value
J - Estimated concentration
ND - Non Detect (calculation)
- All Site structures shown have been demolished to grade

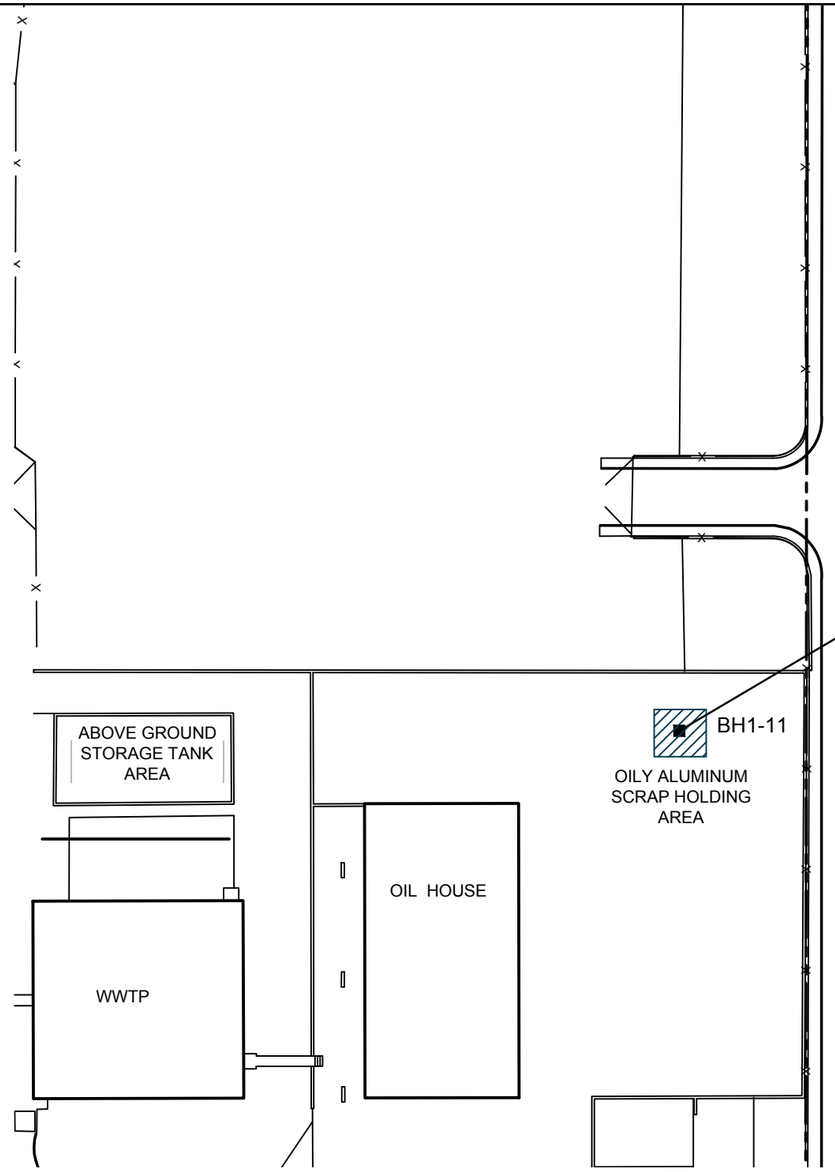

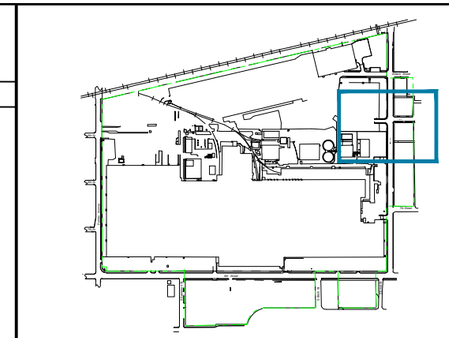

BH1-11	11/29/2011 (1-2) ft BGS	11/29/2011 (6-8) ft BGS	11/29/2011 (8-10) ft BGS
VOCs			
Benzene	0.0023 U	0.0027 U	0.0023 U
Carbon tetrachloride	0.0023 U	0.0027 U	0.0023 U
1,1-Dichloroethane	0.0021 J	0.0021 J	0.0013 J
1,1-Dichloroethene	0.0023 U	0.0027 U	0.0023 U
cis-1,2-Dichloroethene	0.0023 U	0.0015 J	0.0023 U
Methylene chloride	0.0023 U	0.0027 U	0.0023 U
1,1,2,2-Tetrachloroethane	0.0023 U	0.0027 U	0.0023 U
Tetrachloroethene	0.0018 J	0.0025 J	0.0023
1,1,1-Trichloroethane	0.0015 J	0.0027 U	0.0023 U
Trichloroethene	0.0003 J	0.001 J	0.0013 J
Vinyl chloride	0.0023 U	0.0027 U	0.0023 U
SVOCs			
Benzo(a)anthracene	0.0073 U	0.41 U	0.0075 U
Benzo(a)pyrene	0.0073 U	0.41 U	0.0075 U
Benzo(b)fluoranthene	0.0073 U	0.41 U	0.0075 U
Biphenyl (1,1-Biphenyl)	0.055 U	3.1 U	0.056 U
Dibenzofuran	0.055 U	3.1 U	0.056 U
Naphthalene	0.0073 U	0.41 U	0.0075 U
Pentachlorophenol	0.16 U	9.2 U	0.17 U
PCBs			
Aroclor-1248 (PCB-1248)	0.036 U	0.41 U	0.037 U
Total PCBs	ND	ND	ND
Metals			
Arsenic	4.7	7.1 {A}	4.5
Cadmium	0.19 J	0.32	0.14 J
Cobalt	3.2 J	7.2 {A}	6.4 {A}
Iron	8400 {A}	16000 {A}	13000 {A}
Lead	5.6	8.5	6.6
Manganese	320	290	270

figure 55

AOI 1: SWMU 1 - OILY ALUMINUM SCRAP HOLDING AREA
RFI REPORT
FORMER MANUAL TRANSMISSIONS OF MUNCIE FACILITY
Muncie, Indiana

LEGEND

FENCE

BOREHOLE LOCATION

PIT IN POOR CONDITION

0 20 60ft

BH2-11	11/30/2011 (6-8) ft BGS	11/30/2011 (8-10) ft BGS
SVOCs		
Benzo(a)anthracene	0.0073 U/0.0073 U	0.0075 U
Benzo(a)pyrene	0.0073 U/0.0073 U	0.0075 U
Benzo(b)fluoranthene	0.0073 U/0.0073 U	0.0075 U
Biphenyl (1,1-Biphenyl)	0.055 U/0.054 U	0.056 U
Dibenzofuran	0.055 U/0.054 U	0.056 U
Naphthalene	0.0073 U/0.0073 U	0.0075 U
Pentachlorophenol	0.16 U/0.16 U	0.17 U

SAMPLE LOCATION
SAMPLE DATE
SAMPLE DEPTH
RESULT (mg/kg)
PARAMETER

EXCEEDANCE

	IDEM Residential Migration to Ground Water (MTG) Screening Levels A	IDEM Commercial/Industrial Direct Contact Screening Levels B	IDEM Excavation Direct Contact Screening Levels C
VOCs			
Benzene	0.051	54	750
Carbon tetrachloride	0.039	30	460
1,1-Dichloroethane	0.14	170	1700
1,1-Dichloroethene	0.05	1100	1200
cis-1,2-Dichloroethene	0.41	2000	2400
Methylene Chloride	0.025	3100	3300
1,1,2,2-Tetrachloroethane	0.0052	28	1900
Tetrachloroethene	0.045	170	170
1,1,1-Trichloroethane	1.4	640	640
Trichloroethene	0.036	20	34
Vinyl Chloride	0.014	17	660
SVOCs			
Benzo(a)anthracene	2.1	21	1300
Benzo(a)pyrene	4.7	2.1	130
Benzo(b)fluoranthene	7	21	1300
Biphenyl (1,1-Biphenyl)	0.17	210	350
Dibenzofuran	2.1	1000	1700
Naphthalene	0.092	180	1000
Pentachlorophenol	0.2	27	2000
PCBs			
Aroclor-1248 (PCB-1248)	1	7.4	460
Total PCBs	1.6	7.4	460
Metals			
Arsenic	5.9	24	640
Cadmium	7.5	800	1300
Chromium VI (hexavalent)	0.12	56	2400
Cobalt	4.3	300	520
Iron	5600	100000	100000
Lead	270	800	1000
Manganese	420	23000	39000

NOTES:
(1) IDEM Appendix A: Screening Levels Remediation Closure Guide - March 25, 2014
U - Not present at or above the associated value
J - Estimated concentration
ND - Non Detect (calculation)
- All Site structures shown have been demolished to grade

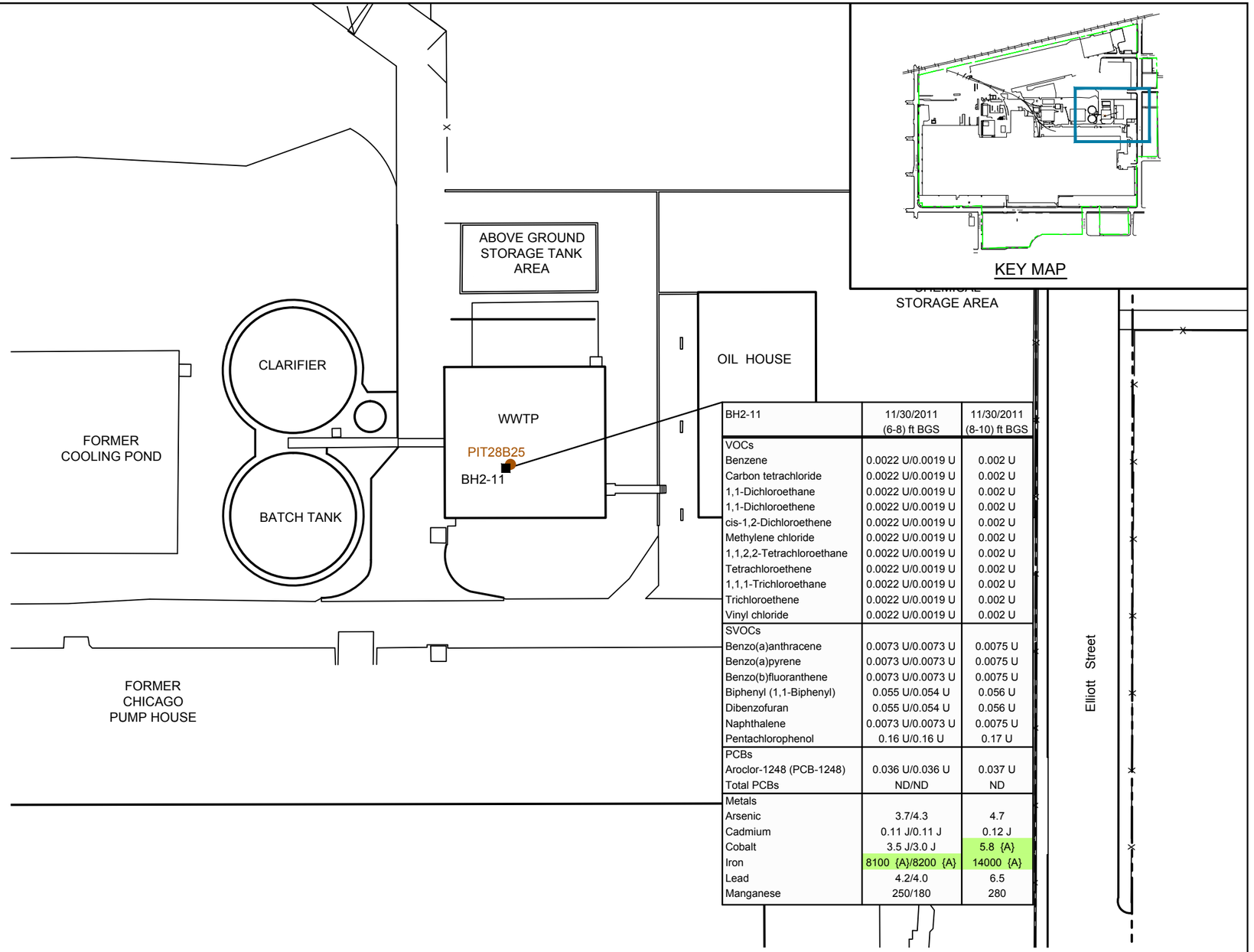

BH2-11	11/30/2011 (6-8) ft BGS	11/30/2011 (8-10) ft BGS
VOCs		
Benzene	0.0022 U/0.0019 U	0.002 U
Carbon tetrachloride	0.0022 U/0.0019 U	0.002 U
1,1-Dichloroethane	0.0022 U/0.0019 U	0.002 U
1,1-Dichloroethene	0.0022 U/0.0019 U	0.002 U
cis-1,2-Dichloroethene	0.0022 U/0.0019 U	0.002 U
Methylene chloride	0.0022 U/0.0019 U	0.002 U
1,1,2,2-Tetrachloroethane	0.0022 U/0.0019 U	0.002 U
Tetrachloroethene	0.0022 U/0.0019 U	0.002 U
1,1,1-Trichloroethane	0.0022 U/0.0019 U	0.002 U
Trichloroethene	0.0022 U/0.0019 U	0.002 U
Vinyl chloride	0.0022 U/0.0019 U	0.002 U
SVOCs		
Benzo(a)anthracene	0.0073 U/0.0073 U	0.0075 U
Benzo(a)pyrene	0.0073 U/0.0073 U	0.0075 U
Benzo(b)fluoranthene	0.0073 U/0.0073 U	0.0075 U
Biphenyl (1,1-Biphenyl)	0.055 U/0.054 U	0.056 U
Dibenzofuran	0.055 U/0.054 U	0.056 U
Naphthalene	0.0073 U/0.0073 U	0.0075 U
Pentachlorophenol	0.16 U/0.16 U	0.17 U
PCBs		
Aroclor-1248 (PCB-1248)	0.036 U/0.036 U	0.037 U
Total PCBs	ND/ND	ND
Metals		
Arsenic	3.7/4.3	4.7
Cadmium	0.11 J/0.11 J	0.12 J
Cobalt	3.5 J/3.0 J	5.8 {A}
Iron	8100 {A}/8200 {A}	14000 {A}
Lead	4.2/4.0	6.5
Manganese	250/180	280

figure 56

AOI 2: SWMU 2 - WWTP
RFI REPORT
FORMER MANUAL TRANSMISSIONS OF MUNCIE FACILITY
Muncie, Indiana

LEGEND

- APPROXIMATE SITE BOUNDARY
- FENCE
- APPROXIMATE EXTENT OF AOI
- MONITORING WELL

0 20 60ft

MW46-11	11/17/2011 (1.4-2) ft BGS	11/17/2011 (4-6) ft BGS
VOCs		
Benzene	0.003 U	0.0025 U
Carbon tetrachloride	0.003 U	0.0025 U
1,1-Dichloroethane	0.003 U	0.0025 U
1,1-Dichloroethene	0.003 U	0.0025 U
cis-1,2-Dichloroethene	0.003 U	0.0025 U
Methylene chloride	0.003 U	0.0025 U
1,1,2,2-Tetrachloroethane	0.003 U	0.0025 U
Tetrachloroethene	0.003 U	0.0025 U
1,1,1-Trichloroethane	0.003 U	0.0025 U
Trichloroethene	0.003 U	0.0025 U
Vinyl chloride	0.003 U	0.0025 U

SAMPLE LOCATION
SAMPLE DATE
SAMPLE DEPTH
RESULT (mg/kg)
PARAMETER
EXCEEDANCE

	IDEM Residential Migration to Ground Water (MTG) Screening Levels A	IDEM Commercial/Industrial Direct Contact Screening Levels B	IDEM Excavation Direct Contact Screening Levels C
VOCs			
Benzene	0.051	54	750
Carbon tetrachloride	0.039	30	460
1,1-Dichloroethane	0.14	170	1700
1,1-Dichloroethene	0.05	1100	1200
cis-1,2-Dichloroethene	0.41	2000	2400
Methylene Chloride	0.025	3100	3300
1,1,2,2-Tetrachloroethane	0.0052	28	1900
Tetrachloroethene	0.045	170	170
1,1,1-Trichloroethane	1.4	640	640
Trichloroethene	0.036	20	34
Vinyl Chloride	0.014	17	660
SVOCs			
Benzo(a)anthracene	2.1	21	1300
Benzo(a)pyrene	4.7	2.1	130
Benzo(b)fluoranthene	7	21	1300
Biphenyl (1,1-Biphenyl)	0.17	210	350
Dibenzofuran	2.1	1000	1700
Naphthalene	0.092	180	1000
Pentachlorophenol	0.2	27	2000
PCBs			
Aroclor-1248 (PCB-1248)	1	7.4	460
Total PCBs	1.6	7.4	460
Metals			
Arsenic	5.9	24	640
Cadmium	7.5	800	1300
Chromium VI (hexavalent)	0.12	56	2400
Cobalt	4.3	300	520
Iron	5600	100000	100000
Lead	270	800	1000
Manganese	420	23000	39000

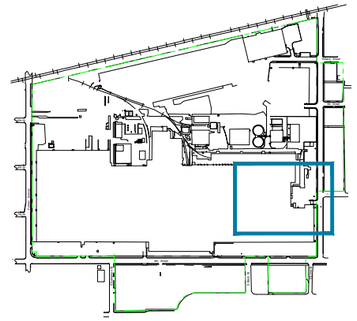

KEY MAP

MW46-11

MW46-11	11/17/2011 (1.4-2) ft BGS	11/17/2011 (4-6) ft BGS
VOCs		
Benzene	0.003 U	0.0025 U
Carbon tetrachloride	0.003 U	0.0025 U
1,1-Dichloroethane	0.003 U	0.0025 U
1,1-Dichloroethene	0.003 U	0.0025 U
cis-1,2-Dichloroethene	0.003 U	0.0025 U
Methylene chloride	0.003 U	0.0025 U
1,1,2,2-Tetrachloroethane	0.003 U	0.0025 U
Tetrachloroethene	0.003 U	0.0025 U
1,1,1-Trichloroethane	0.003 U	0.0025 U
Trichloroethene	0.003 U	0.0025 U
Vinyl chloride	0.003 U	0.0025 U

NOTES:
(1) IDEM Appendix A: Screening Levels Remediation Closure Guide - March 25, 2014
U - Not present at or above the associated value
J - Estimated concentration
ND - Non Detect (calculation)
- All Site structures shown have been demolished to grade

figure 57

AOI 9: SWMU 9 - DEGREASING STATION
RFI REPORT
FORMER MANUAL TRANSMISSIONS OF MUNCIE FACILITY
Muncie, Indiana

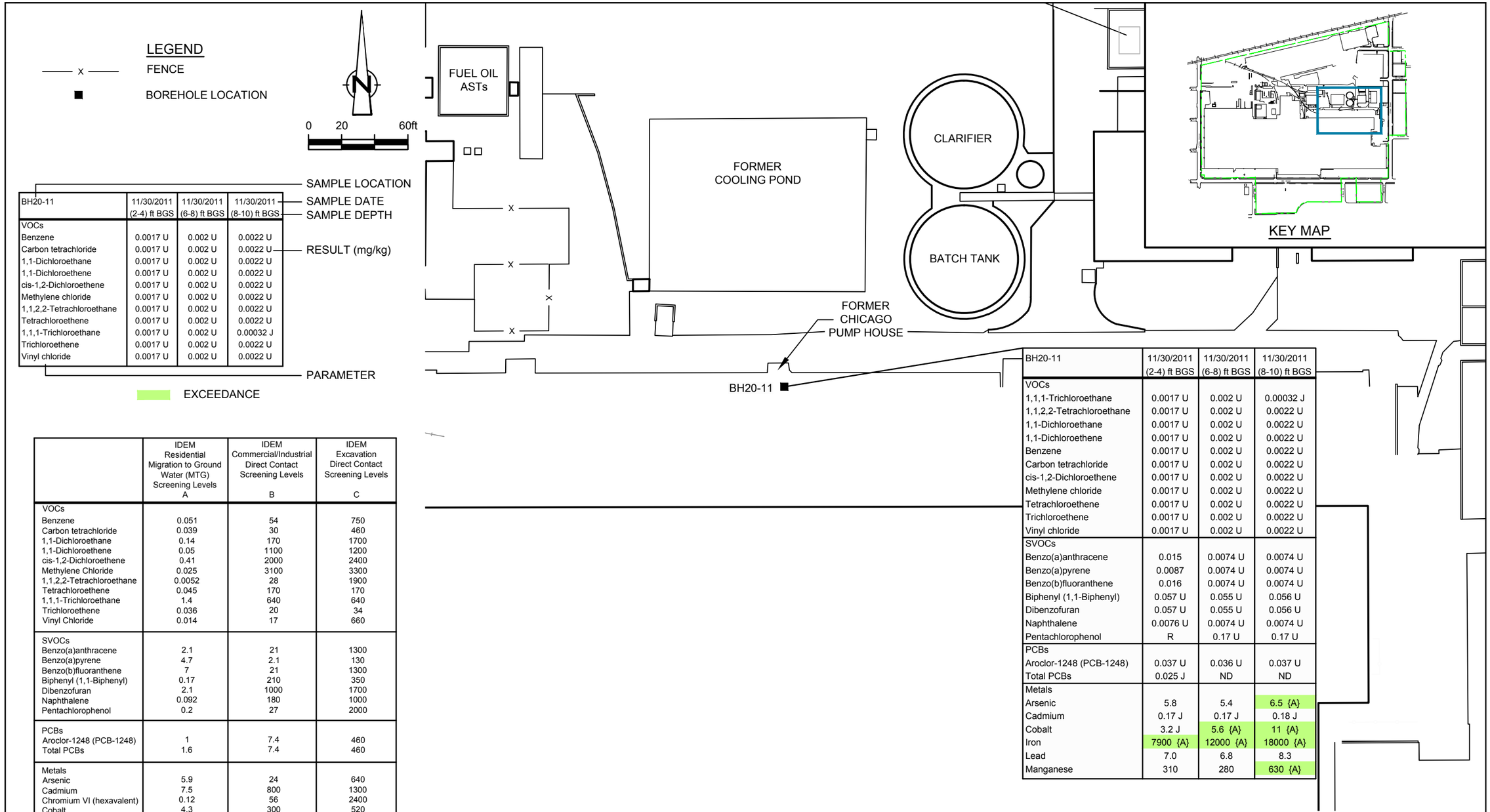

BH20-11	11/30/2011 (2-4) ft BGS	11/30/2011 (6-8) ft BGS	11/30/2011 (8-10) ft BGS
VOCs			
Benzene	0.0017 U	0.002 U	0.0022 U
Carbon tetrachloride	0.0017 U	0.002 U	0.0022 U
1,1-Dichloroethane	0.0017 U	0.002 U	0.0022 U
1,1-Dichloroethene	0.0017 U	0.002 U	0.0022 U
cis-1,2-Dichloroethene	0.0017 U	0.002 U	0.0022 U
Methylene chloride	0.0017 U	0.002 U	0.0022 U
1,1,2,2-Tetrachloroethane	0.0017 U	0.002 U	0.0022 U
Tetrachloroethene	0.0017 U	0.002 U	0.0022 U
1,1,1-Trichloroethane	0.0017 U	0.002 U	0.00032 J
Trichloroethene	0.0017 U	0.002 U	0.0022 U
Vinyl chloride	0.0017 U	0.002 U	0.0022 U

	IDEM Residential Migration to Ground Water (MTG) Screening Levels A	IDEM Commercial/Industrial Direct Contact Screening Levels B	IDEM Excavation Direct Contact Screening Levels C
VOCs			
Benzene	0.051	54	750
Carbon tetrachloride	0.039	30	460
1,1-Dichloroethane	0.14	170	1700
1,1-Dichloroethene	0.05	1100	1200
cis-1,2-Dichloroethene	0.41	2000	2400
Methylene Chloride	0.025	3100	3300
1,1,2,2-Tetrachloroethane	0.0052	28	1900
Tetrachloroethene	0.045	170	170
1,1,1-Trichloroethane	1.4	640	640
Trichloroethene	0.036	20	34
Vinyl Chloride	0.014	17	660
SVOCs			
Benzo(a)anthracene	2.1	21	1300
Benzo(a)pyrene	4.7	2.1	130
Benzo(b)fluoranthene	7	21	1300
Biphenyl (1,1-Biphenyl)	0.17	210	350
Dibenzofuran	2.1	1000	1700
Naphthalene	0.092	180	1000
Pentachlorophenol	0.2	27	2000
PCBs			
Aroclor-1248 (PCB-1248)	1	7.4	460
Total PCBs	1.6	7.4	460
Metals			
Arsenic	5.9	24	640
Cadmium	7.5	800	1300
Chromium VI (hexavalent)	0.12	56	2400
Cobalt	4.3	300	520
Iron	5600	100000	100000
Lead	270	800	1000
Manganese	420	23000	39000

BH20-11	11/30/2011 (2-4) ft BGS	11/30/2011 (6-8) ft BGS	11/30/2011 (8-10) ft BGS
VOCs			
1,1,1-Trichloroethane	0.0017 U	0.002 U	0.00032 J
1,1,2,2-Tetrachloroethane	0.0017 U	0.002 U	0.0022 U
1,1-Dichloroethane	0.0017 U	0.002 U	0.0022 U
1,1-Dichloroethene	0.0017 U	0.002 U	0.0022 U
Benzene	0.0017 U	0.002 U	0.0022 U
Carbon tetrachloride	0.0017 U	0.002 U	0.0022 U
cis-1,2-Dichloroethene	0.0017 U	0.002 U	0.0022 U
Methylene chloride	0.0017 U	0.002 U	0.0022 U
Tetrachloroethene	0.0017 U	0.002 U	0.0022 U
Trichloroethene	0.0017 U	0.002 U	0.0022 U
Vinyl chloride	0.0017 U	0.002 U	0.0022 U
SVOCs			
Benzo(a)anthracene	0.015	0.0074 U	0.0074 U
Benzo(a)pyrene	0.0087	0.0074 U	0.0074 U
Benzo(b)fluoranthene	0.016	0.0074 U	0.0074 U
Biphenyl (1,1-Biphenyl)	0.057 U	0.055 U	0.056 U
Dibenzofuran	0.057 U	0.055 U	0.056 U
Naphthalene	0.0076 U	0.0074 U	0.0074 U
Pentachlorophenol	R	0.17 U	0.17 U
PCBs			
Aroclor-1248 (PCB-1248)	0.037 U	0.036 U	0.037 U
Total PCBs	0.025 J	ND	ND
Metals			
Arsenic	5.8	5.4	6.5 {A}
Cadmium	0.17 J	0.17 J	0.18 J
Cobalt	3.2 J	5.6 {A}	11 {A}
Iron	7900 {A}	12000 {A}	18000 {A}
Lead	7.0	6.8	8.3
Manganese	310	280	630 {A}

NOTES:
(1) IDEM Appendix A: Screening Levels Remediation Closure Guide - March 25, 2014
U - Not present at or above the associated value
J - Estimated concentration
ND - Non Detect (calculation)
- All Site structures shown have been demolished to grade

figure 58

AOI 13: FORMER CHICAGO PUMP HOUSE
RFI REPORT
FORMER MANUAL TRANSMISSIONS OF MUNCIE FACILITY
Muncie, Indiana

BH26-11	11/23/2011 (2-4) ft BGS	11/23/2011 (6-8) ft BGS
VOCs		
Benzene	0.0026 UJ	0.0021 UJ
Carbon tetrachloride	0.0026 UJ	0.0021 UJ
1,1-Dichloroethane	0.0026 UJ	0.0021 UJ
1,1-Dichloroethene	0.0026 UJ	0.0021 UJ
cis-1,2-Dichloroethene	0.0026 UJ	0.0021 UJ
Methylene chloride	0.0026 UJ	0.0021 UJ
1,1,2,2-Tetrachloroethane	0.0026 UJ	0.0021 UJ
Tetrachloroethene	0.0026 UJ	0.0021 UJ
1,1,1-Trichloroethane	0.0026 UJ	0.0021 UJ
Trichloroethene	0.0026 UJ	0.0021 UJ
Vinyl chloride	0.0026 UJ	0.0021 UJ
SVOCs		
Benzo(a)anthracene	0.0086 U	0.0077 U
Benzo(a)pyrene	0.0086 U	0.0077 U
Benzo(b)fluoranthene	0.0086 U	0.0077 U
Biphenyl (1,1-Biphenyl)	0.065 U	0.058 U
Dibenzofuran	0.065 U	0.058 U
Naphthalene	0.0086 U	0.0077 U
Pentachlorophenol	0.19 U	0.17 U
PCBs		
Aroclor-1248 (PCB-1248)	0.18	0.038 U
Total PCBs	0.18	ND
Metals		
Arsenic	9.8 (A)	6.2 (A)
Cadmium	0.15 J	0.23
Cobalt	9.4 (A)	7.7 (A)
Iron	28000 (A)	16000 (A)
Lead	16	8.3
Manganese	440 (A)	360

BH27-11	12/2/2011 (4-6) ft BGS	12/2/2011 (10-12) ft BGS
VOCs		
Benzene	0.0025 U	0.0025 U
Carbon tetrachloride	0.0025 U	0.0025 U
1,1-Dichloroethane	0.0025 U	0.0025 U
1,1-Dichloroethene	0.0025 U	0.0025 U
cis-1,2-Dichloroethene	0.0025 U	0.0025 U
Methylene chloride	0.0025 U	0.0025 U
1,1,2,2-Tetrachloroethane	0.0025 U	0.0025 U
Tetrachloroethene	0.0025 U	0.0025 U
1,1,1-Trichloroethane	0.0025 U	0.0025 U
Trichloroethene	0.0025 U	0.0025 U
Vinyl chloride	0.0025 U	0.0025 U
SVOCs		
Benzo(a)anthracene	0.0082 U	0.0086 U
Benzo(a)pyrene	0.014	0.0076 J
Benzo(b)fluoranthene	0.021	0.01
Biphenyl (1,1-Biphenyl)	0.062 U	0.064 U
Dibenzofuran	0.062 U	0.0043 J
Naphthalene	0.0082 U	0.0086 U
Pentachlorophenol	0.19 U	0.19 U
PCBs		
Aroclor-1248 (PCB-1248)	0.027 J	0.042 U
Total PCBs	0.027 J	ND
Metals		
Arsenic	16 (A)	15 (A)
Cadmium	0.11 J	0.21 J
Cobalt	14 (A)	14 (A)
Iron	26000 (A)	32000 (A)
Lead	18	19
Manganese	660 (A)	380

BH39-13	2/15/2013 (0-2.5) ft BGS	2/15/2013 (5-6) ft BGS	2/15/2013 (6-8) ft BGS
Metals			
Lead	19	330 (A)	2500 (ABC)

BH40-13	2/15/2013 (0-2.5) ft BGS	2/15/2013 (5-6) ft BGS
Metals		
Lead	5.9	140

BH28-11	12/1/2011 (4-6) ft BGS	12/1/2011 (12-14) ft BGS
VOCs		
Benzene	0.0031 U	0.0019 U
Carbon tetrachloride	0.0031 U	0.0019 U
1,1-Dichloroethane	0.0031 U	0.0019 U
1,1-Dichloroethene	0.0031 U	0.0019 U
cis-1,2-Dichloroethene	0.0031 U	0.00021 J
Methylene chloride	0.0031 U	0.0019 U
1,1,2,2-Tetrachloroethane	0.0031 U	0.0019 U
Tetrachloroethene	0.0031 U	0.0019 U
1,1,1-Trichloroethane	0.0031 U	0.0019 U
Trichloroethene	0.0031 U	0.0019 U
Vinyl chloride	0.0031 U	0.00015 J
SVOCs		
Benzo(a)anthracene	4.9 (A)	0.015
Benzo(a)pyrene	2.9 (B)	0.0081
Benzo(b)fluoranthene	4.4	0.012
Biphenyl (1,1-Biphenyl)	1.5 J (A)	0.056 U
Dibenzofuran	11 (A)	0.016 J
Naphthalene	4.7 (A)	0.016
Pentachlorophenol	4.8 U	0.17 U
PCBs		
Aroclor-1248 (PCB-1248)	0.58 J	0.037 U
Total PCBs	0.659 J	ND
Metals		
Arsenic	12 (A)	4.1
Cadmium	0.77	0.20
Cobalt	5.2 (A)	4.0
Iron	19000 (A)	9100 (A)
Lead	350 (A)	4.8
Manganese	190	220

BH41-13	2/15/2013 (0-2.5) ft BGS	2/15/2013 (5-6) ft BGS
Metals		
Lead	230	14/17

BH29-11	11/28/2011 (8-10) ft BGS	11/28/2011 (14-16) ft BGS
VOCs		
Benzene	0.0021 U	0.097 U
Carbon tetrachloride	0.0021 U	0.097 U
1,1-Dichloroethane	0.0049	0.037 J
1,1-Dichloroethene	0.0021 U	0.097 U
cis-1,2-Dichloroethene	0.0046	0.72 (A)
Methylene chloride	0.0021 U	0.097 U
1,1,2,2-Tetrachloroethane	0.0021 U	0.097 U
Tetrachloroethene	0.00071 J	0.097 U
1,1,1-Trichloroethane	0.0021 U	0.097 U
Trichloroethene	0.00028 J	0.021 J
Vinyl chloride	0.0021 U	0.097 U
SVOCs		
Benzo(a)anthracene	0.39 U	0.37 U
Benzo(a)pyrene	0.39 U	0.37 U
Benzo(b)fluoranthene	0.39 U	0.37 U
Biphenyl (1,1-Biphenyl)	2.9 U	2.7 U
Dibenzofuran	2.9 U	2.7 U
Naphthalene	0.39 U	0.37 U
Pentachlorophenol	8.7 U	8.2 U
PCBs		
Aroclor-1248 (PCB-1248)	0.081	0.062
Total PCBs	0.081	0.062
Metals		
Arsenic	11 (A)	2.7
Cadmium	0.11 J	0.077 J
Cobalt	7.7 (A)	3.1 J
Iron	23000 (A)	8100 (A)
Lead	12	4.3
Manganese	670 (A)	170

BH30-11	11/28/2011 (2-4) ft BGS	11/28/2011 (10-12) ft BGS
VOCs		
Benzene	0.0027 U	0.0019 U
Carbon tetrachloride	0.0027 U	0.0019 U
1,1-Dichloroethane	0.0027 U	0.0019 U
1,1-Dichloroethene	0.0027 U	0.0019 U
cis-1,2-Dichloroethene	0.0027 U	0.0019 U
Methylene chloride	0.0027 U	0.0019 U
1,1,2,2-Tetrachloroethane	0.0027 U	0.0019 U
Tetrachloroethene	0.0027 U	0.0019 U
1,1,1-Trichloroethane	0.0027 U	0.0019 U
Trichloroethene	0.0027 U	0.012
Vinyl chloride	0.0027 U	0.0019 U
SVOCs		
Benzo(a)anthracene	0.007 U	0.0072 U
Benzo(a)pyrene	0.007 U	0.0072 U
Benzo(b)fluoranthene	0.007 U	0.0072 U
Biphenyl (1,1-Biphenyl)	0.053 U	0.054 U
Dibenzofuran	0.053 U	0.054 U
Naphthalene	0.007 U	0.0072 U
Pentachlorophenol	R	0.16 U
PCBs		
Aroclor-1248 (PCB-1248)	0.021 J	0.036 U
Total PCBs	0.021 J	ND
Metals		
Arsenic	4.4	4.6
Cadmium	0.083 J	0.093 J
Cobalt	3.0 J	5.0 (A)
Iron	8000 (A)	12000 (A)
Lead	4.8	6.7
Manganese	190 J	230

FORMER DELCO REMY WAREHOUSE
FORMER BONE YARD
FORMER DELCO REMY PROPERTY
PARKING
PARKING
Willard Street
5th Street
5th St.
6th St.
7th St.
Perkins Avenue
Elliott Street
7th Street
8th Street
BH26-11
BH27-11
BH39-13
BH40-13
BH28-11
BH41-13
BH29-11
BH30-11
GUARD SHACK
DIESEL AST
GASOLINE AST
QUENCH OIL AST
CARPENTER SHOP
SUB STATION
HEAT TREAT BUILDING
METALLURGICAL LAB
POWERHOUSE
FORMER PLANT B STORAGE
FUEL OIL ASTs
FORMER COOLING POND
HOLDING TANKS
SULFURIC ACID AST
USED OIL ASTs
WWTP
OIL HOUSE
OUTDOOR CHEMICAL STORAGE AREA
FORMER CHICAGO PUMP HOUSE
MAIN MANUFACTURING PLANT
OFFICES
VOGUE CLEANERS
S Sampson St.
S Birch St.
S Elliot St.
PARKING LOT
PARKING LOT

0 50 100ft

LEGEND
- RAILROAD
- FENCE
- APPROXIMATE SITE BOUNDARY
- APPROXIMATE LOCATION OF AST
- BOREHOLE LOCATION

BH41-13	2/15/2013 (0-2.5) ft BGS	2/15/2013 (5-6) ft BGS
Metals		
Lead	230	14/17

SAMPLE LOCATION
SAMPLE DATE
SAMPLE DEPTH
RESULT (mg/kg)
PARAMETER
EXCEEDANCE

	IDEM Residential Migration to Ground Water (MTG) Screening Levels A	IDEM Commercial/Industrial Direct Contact Screening Levels B	IDEM Excavation Direct Contact Screening Levels C
VOCs			
Benzene	0.051	54	750
Carbon tetrachloride	0.039	30	460
1,1-Dichloroethane	0.14	170	1700
1,1-Dichloroethene	0.05	1100	1200
cis-1,2-Dichloroethene	0.41	2000	2400
Methylene Chloride	0.025	3100	3300
1,1,2,2-Tetrachloroethane	0.0052	28	1900
Tetrachloroethene	0.045	170	170
1,1,1-Trichloroethane	1.4	640	640
Trichloroethene	0.036	20	34
Vinyl Chloride	0.014	17	660
SVOCs			
Benzo(a)anthracene	2.1	21	1300
Benzo(a)pyrene	4.7	2.1	130
Benzo(b)fluoranthene	7	21	1300
Biphenyl (1,1-Biphenyl)	0.17	210	350
Dibenzofuran	2.1	1000	1700
Naphthalene	0.092	180	1000
Pentachlorophenol	0.2	27	2000
PCBs			
Aroclor-1248 (PCB-1248)	1	7.4	460
Total PCBs	1.6	7.4	460
Metals			
Arsenic	5.9	24	640
Cadmium	7.5	800	1300
Chromium VI (hexavalent)	0.12	56	2400
Cobalt	4.3	300	520
Iron	5600	100000	100000
Lead	270	800	1000
Manganese	420	23000	39000

NOTES:
(1) IDEM Appendix A: Screening Levels Remediation Closure Guide - March 25, 2014
U - Not present at or above the associated value
J - Estimated concentration
ND - Non Detect (calculation)
- All Site structures shown have been demolished to grade

SCALE VERIFICATION

THIS BAR MEASURES 1" ON ORIGINAL. ADJUST SCALE ACCORDINGLY.

AOI 14.2
FORMER RAIL LINE EAST OF HEAT TREAT BUILDING

RFI REPORT

FORMER MANUAL TRANSMISSIONS OF MUNCIE FACILITY
MUNCIE, INDIANA

CONESTOGA-ROVERS & ASSOCIATES

Source Reference:

Project Manager:	Reviewed By:	Date:	
S.R.	J.B.	APRIL 2014	
Scale: 1"=100'	Project No: 017324-T07	Report No: 010	Drawing No: 59

017324-T07(010)GN-SC038 APR 16/2014

LEGEND

- BOREHOLE LOCATION
- RAILROAD

0 20 40ft

BH31-11	12/2/2011 (4-6) ft BGS	12/2/2011 (10-12) ft BGS
SVOCs		
Benzo(a)anthracene	0.023	0.041/0.054
Benzo(a)pyrene	0.014	0.026/0.029
Benzo(b)fluoranthene	0.021	0.024/0.031
Biphenyl (1,1-Biphenyl)	0.058 U	0.057 U/0.057 U
Dibenzofuran	0.058 U	0.057 U/0.057 U
Naphthalene	0.0077 U	0.0076 U/0.0076 U
Pentachlorophenol	0.17 U	0.17 U/0.17 U

SAMPLE LOCATION
SAMPLE DATE
SAMPLE DEPTH
RESULT (mg/kg)
PARAMETER
EXCEEDANCE

BH31-11	12/2/2011 (4-6) ft BGS	12/2/2011 (10-12) ft BGS
SVOCs		
Benzo(a)anthracene	0.023	0.041/0.054
Benzo(a)pyrene	0.014	0.026/0.029
Benzo(b)fluoranthene	0.021	0.024/0.031
Biphenyl (1,1-Biphenyl)	0.058 U	0.057 U/0.057 U
Dibenzofuran	0.058 U	0.057 U/0.057 U
Naphthalene	0.0077 U	0.0076 U/0.0076 U
Pentachlorophenol	0.17 U	0.17 U/0.17 U
VOCs		
Benzene	0.2 U	0.0021 U/0.002 U
Carbon tetrachloride	0.2 U	0.0021 U/0.002 U
1,1-Dichloroethane	0.2 U	0.0021 U/0.002 U
1,1-Dichloroethene	0.2 U	0.0021 U/0.002 U
cis-1,2-Dichloroethene	0.2 U	0.0021 U/0.002 U
Methylene chloride	0.2 U	0.0021 U/0.002 U
1,1,2,2-Tetrachloroethane	0.2 U	0.0021 U/0.002 U
Tetrachloroethene	0.2 U	0.0021 U/0.002 U
1,1,1-Trichloroethane	0.2 U	0.0021 U/0.002 U
Trichloroethene	0.2 U	0.0021 U/0.002 U
Vinyl chloride	0.2 U	0.0021 U/0.002 U
PCBs		
Aroclor-1248 (PCB-1248)	0.038 U	0.037 U/0.037 U
Total PCBs	ND	ND/ND
Metals		
Arsenic	4.7	3.3/3.2
Cadmium	0.096 J	0.14 J/0.14 J
Cobalt	2.7 J	5.8 {A}/5.5 {A}
Iron	6600 {A}	12000 {A}/11000 {A}
Lead	3.9	7.1/6.5
Manganese	730 {A}	260/260

	IDEM Residential Migration to Ground Water (MTG) Screening Levels A	IDEM Commercial/Industrial Direct Contact Screening Levels B	IDEM Excavation Direct Contact Screening Levels C
VOCs			
Benzene	0.051	54	750
Carbon tetrachloride	0.039	30	460
1,1-Dichloroethane	0.14	170	1700
1,1-Dichloroethene	0.05	1100	1200
cis-1,2-Dichloroethene	0.41	2000	2400
Methylene Chloride	0.025	3100	3300
1,1,2,2-Tetrachloroethane	0.0052	28	1900
Tetrachloroethene	0.045	170	170
1,1,1-Trichloroethane	1.4	640	640
Trichloroethene	0.036	20	34
Vinyl Chloride	0.014	17	660
SVOCs			
Benzo(a)anthracene	2.1	21	1300
Benzo(a)pyrene	4.7	2.1	130
Benzo(b)fluoranthene	7	21	1300
Biphenyl (1,1-Biphenyl)	0.17	210	350
Dibenzofuran	2.1	1000	1700
Naphthalene	0.092	180	1000
Pentachlorophenol	0.2	27	2000
PCBs			
Aroclor-1248 (PCB-1248)	1	7.4	460
Total PCBs	1.6	7.4	460
Metals			
Arsenic	5.9	24	640
Cadmium	7.5	800	1300
Chromium VI (hexavalent)	0.12	56	2400
Cobalt	4.3	300	520
Iron	5600	100000	100000
Lead	270	800	1000
Manganese	420	23000	39000

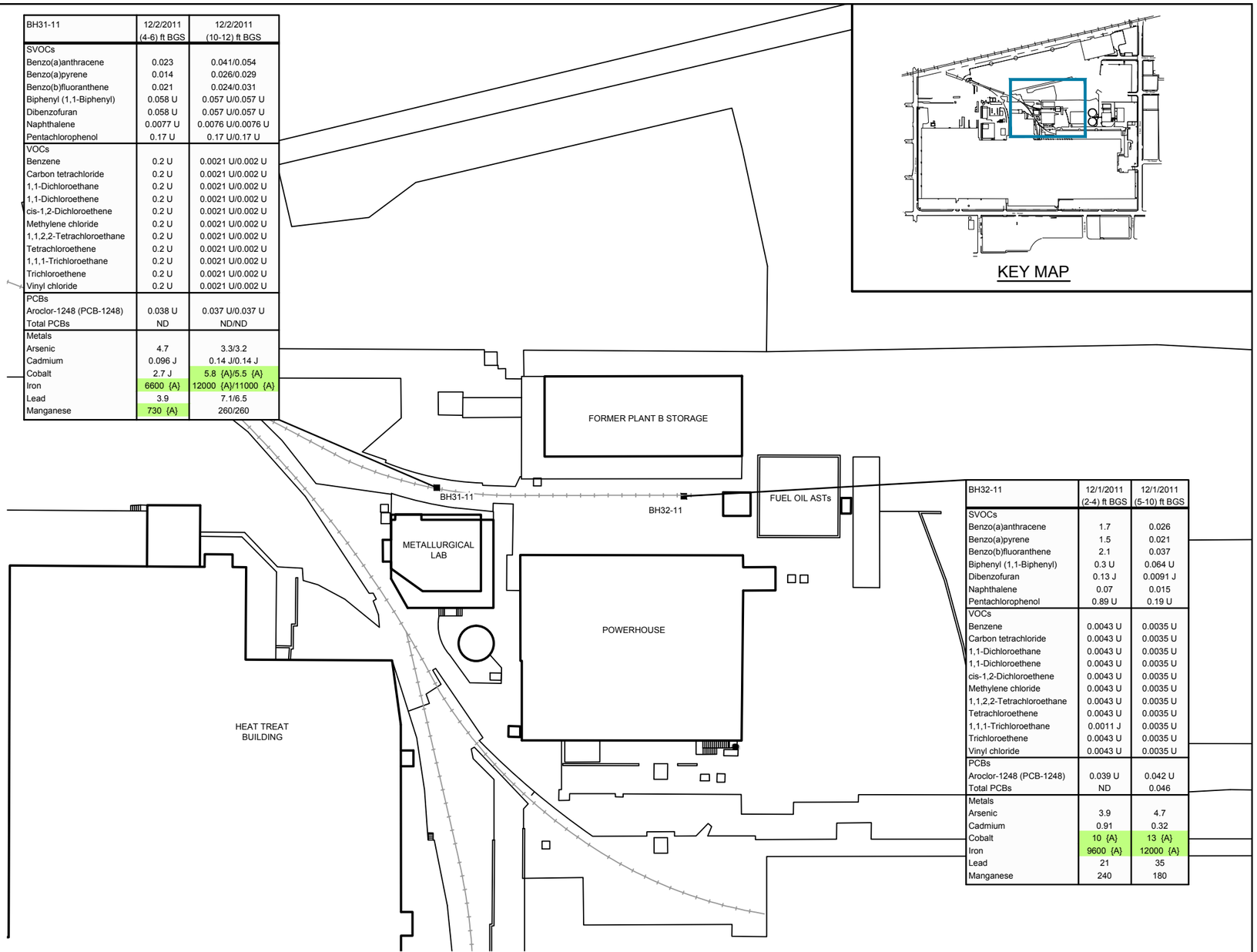

KEY MAP

BH32-11	12/1/2011 (2-4) ft BGS	12/1/2011 (5-10) ft BGS
SVOCs		
Benzo(a)anthracene	1.7	0.026
Benzo(a)pyrene	1.5	0.021
Benzo(b)fluoranthene	2.1	0.037
Biphenyl (1,1-Biphenyl)	0.3 U	0.064 U
Dibenzofuran	0.13 J	0.0091 J
Naphthalene	0.07	0.015
Pentachlorophenol	0.89 U	0.19 U
VOCs		
Benzene	0.0043 U	0.0035 U
Carbon tetrachloride	0.0043 U	0.0035 U
1,1-Dichloroethane	0.0043 U	0.0035 U
1,1-Dichloroethene	0.0043 U	0.0035 U
cis-1,2-Dichloroethene	0.0043 U	0.0035 U
Methylene chloride	0.0043 U	0.0035 U
1,1,2,2-Tetrachloroethane	0.0043 U	0.0035 U
Tetrachloroethene	0.0043 U	0.0035 U
1,1,1-Trichloroethane	0.0011 J	0.0035 U
Trichloroethene	0.0043 U	0.0035 U
Vinyl chloride	0.0043 U	0.0035 U
PCBs		
Aroclor-1248 (PCB-1248)	0.039 U	0.042 U
Total PCBs	ND	0.046
Metals		
Arsenic	3.9	4.7
Cadmium	0.91	0.32
Cobalt	10 {A}	13 {A}
Iron	9600 {A}	12000 {A}
Lead	21	35
Manganese	240	180

NOTES:
(1) IDEM Appendix A: Screening Levels Remediation Closure Guide - March 25, 2014
U - Not present at or above the associated value
J - Estimated concentration
ND - Non Detect (calculation)
- All Site structures shown have been demolished to grade

figure 60

AOI 14.3: FORMER RAIL LINE NORTH OF POWER HOUSE
RFI REPORT
FORMER MANUAL TRANSMISSIONS OF MUNCIE FACILITY
Muncie, Indiana

LEGEND

APPROXIMATE EXTENT OF AOI

BOREHOLE LOCATION

0 20 60ft

BH58-11	11/28/2011 (1-2) ft BGS	11/28/2011 (6-8) ft BGS
PCBs		
Aroclor-1248 (PCB-1248)	0.058 J	0.036 U
Total PCBs	0.058 J	ND
Metals		
Arsenic	11 {A}	5.3
Cadmium	0.21 U	0.049 J
Cobalt	9.4 {A}	3.0 J
Iron	27000 {A}	9600 {A}
Lead	14	4.9
Manganese	500 {A}	190

SAMPLE LOCATION
SAMPLE DATE
SAMPLE DEPTH
RESULT (mg/kg)
PARAMETER

EXCEEDANCE

	IDEM Residential Migration to Ground Water (MTG) Screening Levels A	IDEM Commercial/Industrial Direct Contact Screening Levels B	IDEM Excavation Direct Contact Screening Levels C
VOCs			
Benzene	0.051	54	750
Carbon tetrachloride	0.039	30	460
1,1-Dichloroethane	0.14	170	1700
1,1-Dichloroethene	0.05	1100	1200
cis-1,2-Dichloroethene	0.41	2000	2400
Methylene Chloride	0.025	3100	3300
1,1,2,2-Tetrachloroethane	0.0052	28	1900
Tetrachloroethene	0.045	170	170
1,1,1-Trichloroethane	1.4	640	640
Trichloroethene	0.036	20	34
Vinyl Chloride	0.014	17	660
SVOCs			
Benzo(a)anthracene	2.1	21	1300
Benzo(a)pyrene	4.7	2.1	130
Benzo(b)fluoranthene	7	21	1300
Biphenyl (1,1-Biphenyl)	0.17	210	350
Dibenzofuran	2.1	1000	1700
Naphthalene	0.092	180	1000
Pentachlorophenol	0.2	27	2000
PCBs			
Aroclor-1248 (PCB-1248)	1	7.4	460
Total PCBs	1.6	7.4	460
Metals			
Arsenic	5.9	24	640
Cadmium	7.5	800	1300
Chromium VI (hexavalent)	0.12	56	2400
Cobalt	4.3	300	520
Iron	5600	100000	100000
Lead	270	800	1000
Manganese	420	23000	39000

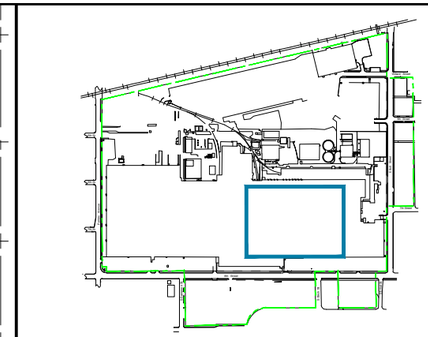

KEY MAP

BH58-11	11/28/2011 (1-2) ft BGS	11/28/2011 (6-8) ft BGS
PCBs		
Aroclor-1248 (PCB-1248)	0.058 J	0.036 U
Total PCBs	0.058 J	ND
Metals		
Arsenic	11 {A}	5.3
Cadmium	0.21 U	0.049 J
Cobalt	9.4 {A}	3.0 J
Iron	27000 {A}	9600 {A}
Lead	14	4.9
Manganese	500 {A}	190

BH58-11

NOTES:
(1) IDEM Appendix A: Screening Levels Remediation Closure Guide - March 25, 2014
U - Not present at or above the associated value
J - Estimated concentration
ND - Non Detect (calculation)
- All Site structures shown have been demolished to grade

figure 61

AOI 18: MAIN FORK TRUCK BATTERY CHARGING AREA
RFI REPORT
FORMER MANUAL TRANSMISSIONS OF MUNCIE FACILITY
Muncie, Indiana

LEGEND

SITE BOUNDARY

FENCE

APPROXIMATE EXTENT OF AOI

BOREHOLE LOCATION

0 20 60ft

SAMPLE LOCATION

SAMPLE DATE

SAMPLE DEPTH

RESULT (mg/kg)

PARAMETER

EXCEEDANCE

BH59-11	11/29/2011 (1-2) ft BGS	11/29/2011 (12-14) ft BGS
VOCs		
Benzene	0.0027 U	0.0019 U
Carbon tetrachloride	0.0027 U	0.0019 U
1,1-Dichloroethane	0.0027 U	0.0019 U
1,1-Dichloroethene	0.0027 U	0.0019 U
cis-1,2-Dichloroethene	0.0035	0.0019 U
Methylene chloride	0.0027 U	0.0019 U
1,1,2,2-Tetrachloroethane	0.0027 U	0.0019 U
Tetrachloroethene	0.014	0.0019 U
1,1,1-Trichloroethane	0.0027 U	0.0019 U
Trichloroethene	0.00081 J	0.0019 U
Vinyl chloride	0.0027 U	0.0019 U
SVOCs		
Benzo(a)anthracene	0.0083 U	0.0072 U
Benzo(a)pyrene	0.0083 U	0.0072 U
Benzo(b)fluoranthene	0.0083 U	0.0072 U
Biphenyl (1,1-Biphenyl)	0.062 U	0.054 U
Dibenzofuran	0.062 U	0.054 U
Naphthalene	0.0083 U	0.0072 U
Pentachlorophenol	0.19 U	0.16 U
PCBs		
Aroclor-1248 (PCB-1248)	0.041 U	0.036 U
Total PCBs	ND	ND
Metals		
Arsenic	11 {A}	3.9
Cadmium	0.20 J	0.092 J
Cobalt	8.4 {A}	2.9 J
Iron	24000 {A}	7400 {A}
Lead	13	4.9
Manganese	410	190

	IDEM Residential Migration to Ground Water (MTG) Screening Levels A	IDEM Commercial/Industrial Direct Contact Screening Levels B	IDEM Excavation Direct Contact Screening Levels C
VOCs			
Benzene	0.051	54	750
Carbon tetrachloride	0.039	30	460
1,1-Dichloroethane	0.14	170	1700
1,1-Dichloroethene	0.05	1100	1200
cis-1,2-Dichloroethene	0.41	2000	2400
Methylene Chloride	0.025	3100	3300
1,1,2,2-Tetrachloroethane	0.0052	28	1900
Tetrachloroethene	0.045	170	170
1,1,1-Trichloroethane	1.4	640	640
Trichloroethene	0.036	20	34
Vinyl Chloride	0.014	17	660
SVOCs			
Benzo(a)anthracene	2.1	21	1300
Benzo(a)pyrene	4.7	2.1	130
Benzo(b)fluoranthene	7	21	1300
Biphenyl (1,1-Biphenyl)	0.17	210	350
Dibenzofuran	2.1	1000	1700
Naphthalene	0.092	180	1000
Pentachlorophenol	0.2	27	2000
PCBs			
Aroclor-1248 (PCB-1248)	1	7.4	460
Total PCBs	1.6	7.4	460
Metals			
Arsenic	5.9	24	640
Cadmium	7.5	800	1300
Chromium VI (hexavalent)	0.12	56	2400
Cobalt	4.3	300	520
Iron	5600	100000	100000
Lead	270	800	1000
Manganese	420	23000	39000

NOTES:
(1) IDEM Appendix A: Screening Levels Remediation Closure Guide - March 25, 2014
U - Not present at or above the associated value
J - Estimated concentration
ND - Non Detect (calculation)
- All Site structures shown have been demolished to grade

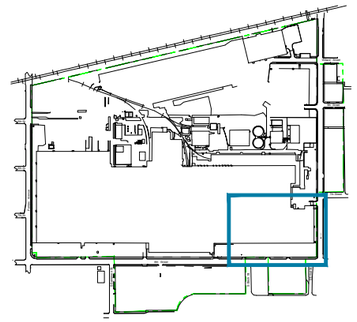

figure 62

AOI 20.1: OIL HOUSE INSIDE MAIN MANUFACTURING BUILDING
RFI REPORT
FORMER MANUAL TRANSMISSIONS OF MUNCIE FACILITY
Muncie, Indiana

017324-T07(010)GN-SC044 APR 16/2014

LEGEND

- APPROXIMATE SITE BOUNDARY
- FENCE
- BOREHOLE LOCATION
- TRENCH UNDEFINED CONDITION

0 20 60ft

BH62-11	11/29/2011 (1-2) ft BGS	11/29/2011 (6-8) ft BGS
VOCs		
Benzene	0.0023 U	0.0029 U
Carbon tetrachloride	0.0023 U	0.0029 U
1,1-Dichloroethane	0.0023 U	0.0029 U
1,1-Dichloroethene	0.0023 U	0.0029 U
cis-1,2-Dichloroethene	0.0023 U	0.0029 U
Methylene chloride	0.0023 U	0.0029 U
1,1,2,2-Tetrachloroethane	0.0023 U	0.0029 U
Tetrachloroethene	0.0023 U	0.0029 U
1,1,1-Trichloroethane	0.0023 U	0.0029 U
Trichloroethene	0.0023 U	0.0029 U
Vinyl chloride	0.0023 U	0.0029 U

SAMPLE LOCATION
SAMPLE DATE
SAMPLE DEPTH
RESULT (mg/kg)
PARAMETER
EXCEEDANCE

	IDEM Residential Migration to Ground Water (MTG) Screening Levels A	IDEM Commercial/Industrial Direct Contact Screening Levels B	IDEM Excavation Direct Contact Screening Levels C
VOCs			
Benzene	0.051	54	750
Carbon tetrachloride	0.039	30	460
1,1-Dichloroethane	0.14	170	1700
1,1-Dichloroethene	0.05	1100	1200
cis-1,2-Dichloroethene	0.41	2000	2400
Methylene Chloride	0.025	3100	3300
1,1,2,2-Tetrachloroethane	0.0052	28	1900
Tetrachloroethene	0.045	170	170
1,1,1-Trichloroethane	1.4	640	640
Trichloroethene	0.036	20	34
Vinyl Chloride	0.014	17	660
SVOCs			
Benzo(a)anthracene	2.1	21	1300
Benzo(a)pyrene	4.7	2.1	130
Benzo(b)fluoranthene	7	21	1300
Biphenyl (1,1-Biphenyl)	0.17	210	350
Dibenzofuran	2.1	1000	1700
Naphthalene	0.092	180	1000
Pentachlorophenol	0.2	27	2000
PCBs			
Aroclor-1248 (PCB-1248)	1	7.4	460
Total PCBs	1.6	7.4	460
Metals			
Arsenic	5.9	24	640
Cadmium	7.5	800	1300
Chromium VI (hexavalent)	0.12	56	2400
Cobalt	4.3	300	520
Iron	5600	100000	100000
Lead	270	800	1000
Manganese	420	23000	39000

NOTES:
(1) IDEM Appendix A: Screening Levels Remediation Closure Guide - March 25, 2014
U - Not present at or above the associated value
J - Estimated concentration
ND - Non Detect (calculation)
- All Site structures shown have been demolished to grade

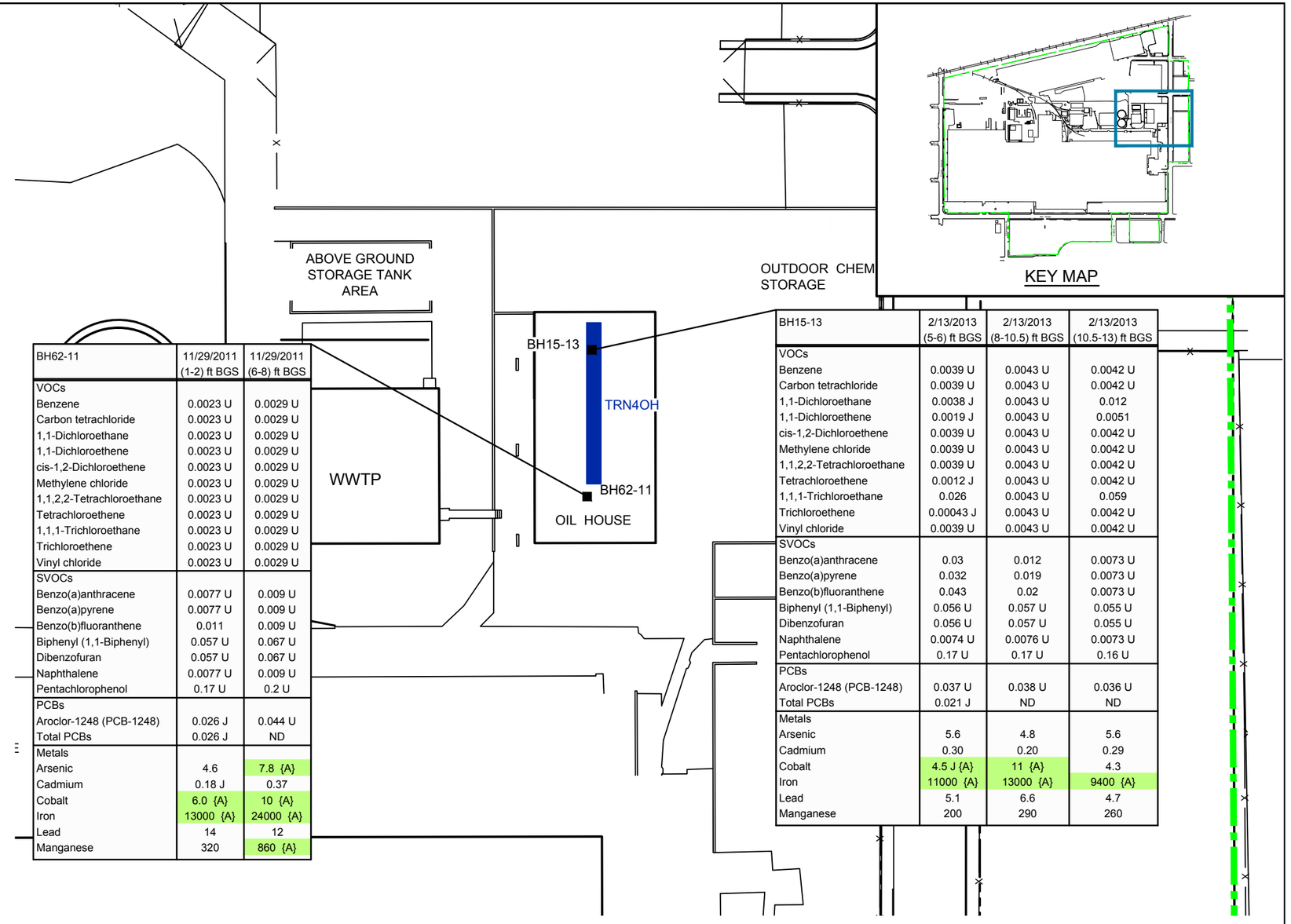

BH62-11	11/29/2011 (1-2) ft BGS	11/29/2011 (6-8) ft BGS
VOCs		
Benzene	0.0023 U	0.0029 U
Carbon tetrachloride	0.0023 U	0.0029 U
1,1-Dichloroethane	0.0023 U	0.0029 U
1,1-Dichloroethene	0.0023 U	0.0029 U
cis-1,2-Dichloroethene	0.0023 U	0.0029 U
Methylene chloride	0.0023 U	0.0029 U
1,1,2,2-Tetrachloroethane	0.0023 U	0.0029 U
Tetrachloroethene	0.0023 U	0.0029 U
1,1,1-Trichloroethane	0.0023 U	0.0029 U
Trichloroethene	0.0023 U	0.0029 U
Vinyl chloride	0.0023 U	0.0029 U
SVOCs		
Benzo(a)anthracene	0.0077 U	0.009 U
Benzo(a)pyrene	0.0077 U	0.009 U
Benzo(b)fluoranthene	0.011	0.009 U
Biphenyl (1,1-Biphenyl)	0.057 U	0.067 U
Dibenzofuran	0.057 U	0.067 U
Naphthalene	0.0077 U	0.009 U
Pentachlorophenol	0.17 U	0.2 U
PCBs		
Aroclor-1248 (PCB-1248)	0.026 J	0.044 U
Total PCBs	0.026 J	ND
Metals		
Arsenic	4.6	7.8 {A}
Cadmium	0.18 J	0.37
Cobalt	6.0 {A}	10 {A}
Iron	13000 {A}	24000 {A}
Lead	14	12
Manganese	320	860 {A}

BH15-13	2/13/2013 (5-6) ft BGS	2/13/2013 (8-10.5) ft BGS	2/13/2013 (10.5-13) ft BGS
VOCs			
Benzene	0.0039 U	0.0043 U	0.0042 U
Carbon tetrachloride	0.0039 U	0.0043 U	0.0042 U
1,1-Dichloroethane	0.0038 J	0.0043 U	0.012
1,1-Dichloroethene	0.0019 J	0.0043 U	0.0051
cis-1,2-Dichloroethene	0.0039 U	0.0043 U	0.0042 U
Methylene chloride	0.0039 U	0.0043 U	0.0042 U
1,1,2,2-Tetrachloroethane	0.0039 U	0.0043 U	0.0042 U
Tetrachloroethene	0.0012 J	0.0043 U	0.0042 U
1,1,1-Trichloroethane	0.026	0.0043 U	0.059
Trichloroethene	0.00043 J	0.0043 U	0.0042 U
Vinyl chloride	0.0039 U	0.0043 U	0.0042 U
SVOCs			
Benzo(a)anthracene	0.03	0.012	0.0073 U
Benzo(a)pyrene	0.032	0.019	0.0073 U
Benzo(b)fluoranthene	0.043	0.02	0.0073 U
Biphenyl (1,1-Biphenyl)	0.056 U	0.057 U	0.055 U
Dibenzofuran	0.056 U	0.057 U	0.055 U
Naphthalene	0.0074 U	0.0076 U	0.0073 U
Pentachlorophenol	0.17 U	0.17 U	0.16 U
PCBs			
Aroclor-1248 (PCB-1248)	0.037 U	0.038 U	0.036 U
Total PCBs	0.021 J	ND	ND
Metals			
Arsenic	5.6	4.8	5.6
Cadmium	0.30	0.20	0.29
Cobalt	4.5 J {A}	11 {A}	4.3
Iron	11000 {A}	13000 {A}	9400 {A}
Lead	5.1	6.6	4.7
Manganese	200	290	260

KEY MAP

figure 63

AOI 20.2: OIL HOUSE OUTSIDE MAIN MANUFACTURING BUILDING
RFI REPORT
FORMER MANUAL TRANSMISSIONS OF MUNCIE FACILITY
Muncie, Indiana

LEGEND

- SITE BOUNDARY
- FENCE
- BOREHOLE LOCATION

0 20 60ft

BH63-11	11/29/2011 (1-2) ft BGS	11/29/2011 (14-15) ft BGS
VOCs		
Benzene	0.12 U	2.4 U
Carbon tetrachloride	0.12 U	2.4 U
1,1-Dichloroethane	0.6 {A}	35 {A}
1,1-Dichloroethene	0.059 J {A}	2.4 U
cis-1,2-Dichloroethene	0.32	2.4 U
Methylene chloride	0.12 U	2.4 U
1,1,2,2-Tetrachloroethane	0.12 U	2.4 U
Tetrachloroethene	0.27 {A}	2.4 U
1,1,1-Trichloroethane	2.6 {A}	0.35 J
Trichloroethene	0.12 {A}	2.4 U
Vinyl chloride	0.12 U	2.4 U

SAMPLE LOCATION
SAMPLE DATE
SAMPLE DEPTH
RESULT (mg/kg)
PARAMETER

EXCEEDANCE

	IDEM Residential Migration to Ground Water (MTG) Screening Levels A	IDEM Commercial/Industrial Direct Contact Screening Levels B	IDEM Excavation Direct Contact Screening Levels C
VOCs			
Benzene	0.051	54	750
Carbon tetrachloride	0.039	30	460
1,1-Dichloroethane	0.14	170	1700
1,1-Dichloroethene	0.05	1100	1200
cis-1,2-Dichloroethene	0.41	2000	2400
Methylene Chloride	0.025	3100	3300
1,1,2,2-Tetrachloroethane	0.0052	28	1900
Tetrachloroethene	0.045	170	170
1,1,1-Trichloroethane	1.4	640	640
Trichloroethene	0.036	20	34
Vinyl Chloride	0.014	17	660
SVOCs			
Benzo(a)anthracene	2.1	21	1300
Benzo(a)pyrene	4.7	2.1	130
Benzo(b)fluoranthene	7	21	1300
Biphenyl (1,1-Biphenyl)	0.17	210	350
Dibenzofuran	2.1	1000	1700
Naphthalene	0.092	180	1000
Pentachlorophenol	0.2	27	2000
PCBs			
Aroclor-1248 (PCB-1248)	1	7.4	460
Total PCBs	1.6	7.4	460
Metals			
Arsenic	5.9	24	640
Cadmium	7.5	800	1300
Chromium VI (hexavalent)	0.12	56	2400
Cobalt	4.3	300	520
Iron	5600	100000	100000
Lead	270	800	1000
Manganese	420	23000	39000

NOTES:
(1) IDEM Appendix A: Screening Levels Remediation Closure Guide - March 25, 2012
U - Not present at or above the associated value
J - Estimated concentration
- All Site structures shown have been demolished to grade

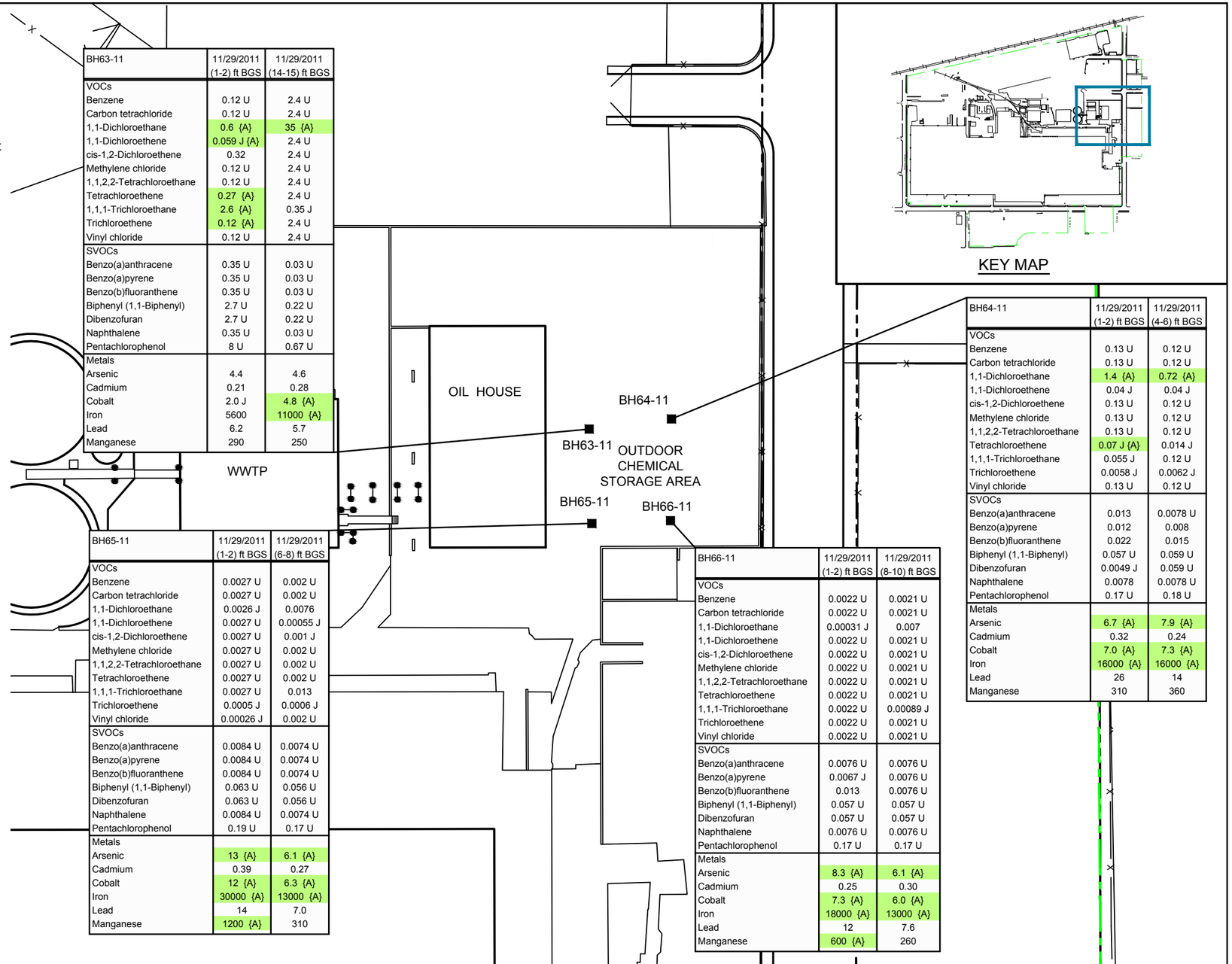

BH63-11	11/29/2011 (1-2) ft BGS	11/29/2011 (14-15) ft BGS
VOCs		
Benzene	0.12 U	2.4 U
Carbon tetrachloride	0.12 U	2.4 U
1,1-Dichloroethane	0.6 {A}	35 {A}
1,1-Dichloroethene	0.059 J {A}	2.4 U
cis-1,2-Dichloroethene	0.32	2.4 U
Methylene chloride	0.12 U	2.4 U
1,1,2,2-Tetrachloroethane	0.12 U	2.4 U
Tetrachloroethene	0.27 {A}	2.4 U
1,1,1-Trichloroethane	2.6 {A}	0.35 J
Trichloroethene	0.12 {A}	2.4 U
Vinyl chloride	0.12 U	2.4 U
SVOCs		
Benzo(a)anthracene	0.35 U	0.03 U
Benzo(a)pyrene	0.35 U	0.03 U
Benzo(b)fluoranthene	0.35 U	0.03 U
Biphenyl (1,1-Biphenyl)	2.7 U	0.22 U
Dibenzofuran	2.7 U	0.22 U
Naphthalene	0.35 U	0.03 U
Pentachlorophenol	8 U	0.67 U
Metals		
Arsenic	4.4	4.6
Cadmium	0.21	0.28
Cobalt	2.0 J	4.8 {A}
Iron	5600	11000 {A}
Lead	6.2	5.7
Manganese	290	250

BH64-11	11/29/2011 (1-2) ft BGS	11/29/2011 (4-6) ft BGS
VOCs		
Benzene	0.13 U	0.12 U
Carbon tetrachloride	0.13 U	0.12 U
1,1-Dichloroethane	1.4 {A}	0.72 {A}
1,1-Dichloroethene	0.04 J	0.04 J
cis-1,2-Dichloroethene	0.13 U	0.12 U
Methylene chloride	0.13 U	0.12 U
1,1,2,2-Tetrachloroethane	0.13 U	0.12 U
Tetrachloroethene	0.07 J {A}	0.014 J
1,1,1-Trichloroethane	0.055 J	0.12 U
Trichloroethene	0.0058 J	0.0062 J
Vinyl chloride	0.13 U	0.12 U
SVOCs		
Benzo(a)anthracene	0.013	0.0078 U
Benzo(a)pyrene	0.012	0.008
Benzo(b)fluoranthene	0.022	0.015
Biphenyl (1,1-Biphenyl)	0.057 U	0.059 U
Dibenzofuran	0.0049 J	0.059 U
Naphthalene	0.0078	0.0078 U
Pentachlorophenol	0.17 U	0.18 U
Metals		
Arsenic	6.7 {A}	7.9 {A}
Cadmium	0.32	0.24
Cobalt	7.0 {A}	7.3 {A}
Iron	16000 {A}	16000 {A}
Lead	26	14
Manganese	310	360

BH65-11	11/29/2011 (1-2) ft BGS	11/29/2011 (6-8) ft BGS
VOCs		
Benzene	0.0027 U	0.002 U
Carbon tetrachloride	0.0027 U	0.002 U
1,1-Dichloroethane	0.0026 J	0.0076
1,1-Dichloroethene	0.0027 U	0.00055 J
cis-1,2-Dichloroethene	0.0027 U	0.001 J
Methylene chloride	0.0027 U	0.002 U
1,1,2,2-Tetrachloroethane	0.0027 U	0.002 U
Tetrachloroethene	0.0027 U	0.002 U
1,1,1-Trichloroethane	0.0027 U	0.013
Trichloroethene	0.0005 J	0.0006 J
Vinyl chloride	0.00026 J	0.002 U
SVOCs		
Benzo(a)anthracene	0.0084 U	0.0074 U
Benzo(a)pyrene	0.0084 U	0.0074 U
Benzo(b)fluoranthene	0.0084 U	0.0074 U
Biphenyl (1,1-Biphenyl)	0.063 U	0.056 U
Dibenzofuran	0.063 U	0.056 U
Naphthalene	0.0084 U	0.0074 U
Pentachlorophenol	0.19 U	0.17 U
Metals		
Arsenic	13 {A}	6.1 {A}
Cadmium	0.39	0.27
Cobalt	12 {A}	6.3 {A}
Iron	30000 {A}	13000 {A}
Lead	14	7.0
Manganese	1200 {A}	310

BH66-11	11/29/2011 (1-2) ft BGS	11/29/2011 (8-10) ft BGS
VOCs		
Benzene	0.0022 U	0.0021 U
Carbon tetrachloride	0.0022 U	0.0021 U
1,1-Dichloroethane	0.00031 J	0.007
1,1-Dichloroethene	0.0022 U	0.0021 U
cis-1,2-Dichloroethene	0.0022 U	0.0021 U
Methylene chloride	0.0022 U	0.0021 U
1,1,2,2-Tetrachloroethane	0.0022 U	0.0021 U
Tetrachloroethene	0.0022 U	0.0021 U
1,1,1-Trichloroethane	0.0022 U	0.00089 J
Trichloroethene	0.0022 U	0.0021 U
Vinyl chloride	0.0022 U	0.0021 U
SVOCs		
Benzo(a)anthracene	0.0076 U	0.0076 U
Benzo(a)pyrene	0.0067 J	0.0076 U
Benzo(b)fluoranthene	0.013	0.0076 U
Biphenyl (1,1-Biphenyl)	0.057 U	0.057 U
Dibenzofuran	0.057 U	0.057 U
Naphthalene	0.0076 U	0.0076 U
Pentachlorophenol	0.17 U	0.17 U
Metals		
Arsenic	8.3 {A}	6.1 {A}
Cadmium	0.25	0.30
Cobalt	7.3 {A}	6.0 {A}
Iron	18000 {A}	13000 {A}
Lead	12	7.6
Manganese	600 {A}	260

KEY MAP

figure 64

AOI 21: OUTDOOR CHEMICAL STORAGE AREA
RFI REPORT
FORMER MANUAL TRANSMISSIONS OF MUNCIE FACILITY
Muncie, Indiana

LEGEND

- APPROXIMATE SITE BOUNDARY
- FENCE
- PCB IMPACTED AREA
- APPROXIMATE EXTENT OF AOI
- BOREHOLE LOCATION

BH17-13	2/13/2013 (0-2.5) ft BGS	2/13/2013 (7.5-10) ft BGS
Metals		
Lead	300 J {A}	36

SAMPLE LOCATION
SAMPLE DATE
SAMPLE DEPTH
RESULT (mg/kg)
PARAMETER

EXCEEDANCE

N

0 20 60ft

BH17-13	2/13/2013 (0-2.5) ft BGS	2/13/2013 (7.5-10) ft BGS
Metals		
Lead	300 J {A}	36

BH19-13	2/13/2013 (0-2.5) ft BGS	2/13/2013 (7.5-10) ft BGS
Metals		
Lead	160 J	110 J

BH20-13	2/13/2013 (0-2.5) ft BGS
Metals	
Lead	120 J

BH67-11	11/29/2011 (1-2) ft BGS
VOCs	
Benzene	0.0041 U
Carbon tetrachloride	0.0041 U
1,1-Dichloroethane	0.0041 U
1,1-Dichloroethene	0.0041 U
cis-1,2-Dichloroethene	0.0041 U
Methylene chloride	0.0041 U
1,1,2,2-Tetrachloroethane	0.0041 U
Tetrachloroethene	0.0041 U
1,1,1-Trichloroethane	0.0041 U
Trichloroethene	0.0041 U
Vinyl chloride	0.0041 U
SVOCs	
Benzo(a)anthracene	3.9 {A}
Benzo(a)pyrene	3.1 {B}
Benzo(b)fluoranthene	4.1
Biphenyl (1,1-Biphenyl)	0.64 U
Dibenzofuran	0.26 J
Naphthalene	0.23 {A}
Pentachlorophenol	1.9 U
PCBs	
Aroclor-1248 (PCB-1248)	0.21 U
Total PCBs	0.32
Metals	
Arsenic	6.0 {A}
Cadmium	0.46
Cobalt	3.5 J
Iron	9700 {A}
Lead	250
Manganese	350

BH68-11	11/29/2011 (1-2) ft BGS	11/29/2011 (6-8) ft BGS	11/29/2011 (10-12) ft BGS
VOCs			
Benzene	0.0031 U	0.0026 U	0.0021 U
Carbon tetrachloride	0.0031 U	0.0026 U	0.0021 U
1,1-Dichloroethane	0.0031 U	0.0026 U	0.0021 U
1,1-Dichloroethene	0.0031 U	0.0026 U	0.0021 U
cis-1,2-Dichloroethene	0.0031 U	0.0026 U	0.0021 U
Methylene chloride	0.0031 U	0.0026 U	0.0021 U
1,1,2,2-Tetrachloroethane	0.0031 U	0.0026 U	0.0021 U
Tetrachloroethene	0.0031 U	0.0026 U	0.0021 U
1,1,1-Trichloroethane	0.0031 U	0.0026 U	0.00034 J
Trichloroethene	0.0031 U	0.0026 U	0.0021 U
Vinyl chloride	0.0031 U	0.0026 U	0.0021 U
SVOCs			
Benzo(a)anthracene	0.08	0.0085 U	0.0074 U
Benzo(a)pyrene	0.077	0.0085 U	0.0074 U
Benzo(b)fluoranthene	0.13	0.0079 J	0.0074 U
Biphenyl (1,1-Biphenyl)	0.23 U	0.064 U	0.055 U
Dibenzofuran	0.23 U	0.064 U	0.055 U
Naphthalene	0.04	0.0085 U	0.0074 U
Pentachlorophenol	0.7 U	0.19 U	0.17 U
PCBs			
Aroclor-1248 (PCB-1248)	0.038 U	0.058	0.036 U
Total PCBs	ND	0.058	ND
Metals			
Arsenic	11 {A}	6.4 {A}	6.6 {A}
Cadmium	0.33	0.24	0.27
Cobalt	6.4 {A}	10 {A}	4.7 {A}
Iron	20000 {A}	21000 {A}	12000 {A}
Lead	39	16	6.5
Manganese	570 {A}	1200 {A}	200

	IDEM Residential Migration to Ground Water (MTG) Screening Levels A	IDEM Commercial/Industrial Direct Contact Screening Levels B	IDEM Excavation Direct Contact Screening Levels C
VOCs			
Benzene	0.051	54	750
Carbon tetrachloride	0.039	30	460
1,1-Dichloroethane	0.14	170	1700
1,1-Dichloroethene	0.05	1100	1200
cis-1,2-Dichloroethene	0.41	2000	2400
Methylene Chloride	0.025	3100	3300
1,1,2,2-Tetrachloroethane	0.0052	28	1900
Tetrachloroethene	0.045	170	170
1,1,1-Trichloroethane	1.4	640	640
Trichloroethene	0.036	20	34
Vinyl Chloride	0.014	17	660
SVOCs			
Benzo(a)anthracene	2.1	21	1300
Benzo(a)pyrene	4.7	2.1	130
Benzo(b)fluoranthene	7	21	1300
Biphenyl (1,1-Biphenyl)	0.17	210	350
Dibenzofuran	2.1	1000	1700
Naphthalene	0.092	180	1000
Pentachlorophenol	0.2	27	2000
PCBs			
Aroclor-1248 (PCB-1248)	1	7.4	460
Total PCBs	1.6	7.4	460
Metals			
Arsenic	5.9	24	640
Cadmium	7.5	800	1300
Chromium VI (hexavalent)	0.12	56	2400
Cobalt	4.3	300	520
Iron	5600	100000	100000
Lead	270	800	1000
Manganese	420	23000	39000

NOTES:
(1) IDEM Appendix A: Screening Levels Remediation Closure Guide - March 25, 2014
U - Not present at or above the associated value
J - Estimated concentration
ND - Non Detect (calculation)
- All Site structures shown have been demolished to grade

SOURCE: NOTIFICATION OF SELF-IMPLEMENTED PCB CLEAN-UP AND DISPOSAL APPROVAL. O'BRIEN & GERE, OCTOBER 2006

KEY MAP

7th Street

figure 65

AOI 25: EAST SHIPPING AND RECEIVING DOCKS
RFI REPORT
FORMER MANUAL TRANSMISSIONS OF MUNCIE FACILITY
Muncie, Indiana

LEGEND

- PCB IMPACTED AREA
- FENCE
- APPROXIMATE EXTENT OF AOI
- BOREHOLE LOCATION

0 20 60ft

BH69-11	11/28/2011 (1-2) ft BGS	11/28/2011 (8-10) ft BGS
PCBs		
Aroclor-1248 (PCB-1248)	0.04 U	0.036 U
Total PCBs	ND	ND
Metals		
Arsenic	9.8 {A}	4.8
Cadmium	0.20 U	0.080 J
Cobalt	9.6 {A}	3.6 J
Iron	23000 {A}	9000 {A}
Lead	15	4.6
Manganese	320	200

SAMPLE LOCATION
SAMPLE DATE
SAMPLE DEPTH
RESULT (mg/kg)
PARAMETER
EXCEEDANCE

	IDEM Residential Migration to Ground Water (MTG) Screening Levels A	IDEM Commercial/Industrial Direct Contact Screening Levels B	IDEM Excavation Direct Contact Screening Levels C
VOCs			
Benzene	0.051	54	750
Carbon tetrachloride	0.039	30	460
1,1-Dichloroethane	0.14	170	1700
1,1-Dichloroethene	0.05	1100	1200
cis-1,2-Dichloroethene	0.41	2000	2400
Methylene Chloride	0.025	3100	3300
1,1,2,2-Tetrachloroethane	0.0052	28	1900
Tetrachloroethene	0.045	170	170
1,1,1-Trichloroethane	1.4	640	640
Trichloroethene	0.036	20	34
Vinyl Chloride	0.014	17	660
SVOCs			
Benzo(a)anthracene	2.1	21	1300
Benzo(a)pyrene	4.7	2.1	130
Benzo(b)fluoranthene	7	21	1300
Biphenyl (1,1-Biphenyl)	0.17	210	350
Dibenzofuran	2.1	1000	1700
Naphthalene	0.092	180	1000
Pentachlorophenol	0.2	27	2000
PCBs			
Aroclor-1248 (PCB-1248)	1	7.4	460
Total PCBs	1.6	7.4	460
Metals			
Arsenic	5.9	24	640
Cadmium	7.5	800	1300
Chromium VI (hexavalent)	0.12	56	2400
Cobalt	4.3	300	520
Iron	5600	100000	100000
Lead	270	800	1000
Manganese	420	23000	39000

NOTES:
(1) IDEM Appendix A: Screening Levels Remediation Closure Guide - March 25, 2014
U - Not present at or above the associated value
J - Estimated concentration
ND - Non Detect (calculation)
- All Site structures shown have been demolished to grade

SOURCE: NOTIFICATION OF SELF-IMPLEMENTED PCB CLEAN-UP AND DISPOSAL APPROVAL. O'BRIEN & GERE, OCTOBER 2006

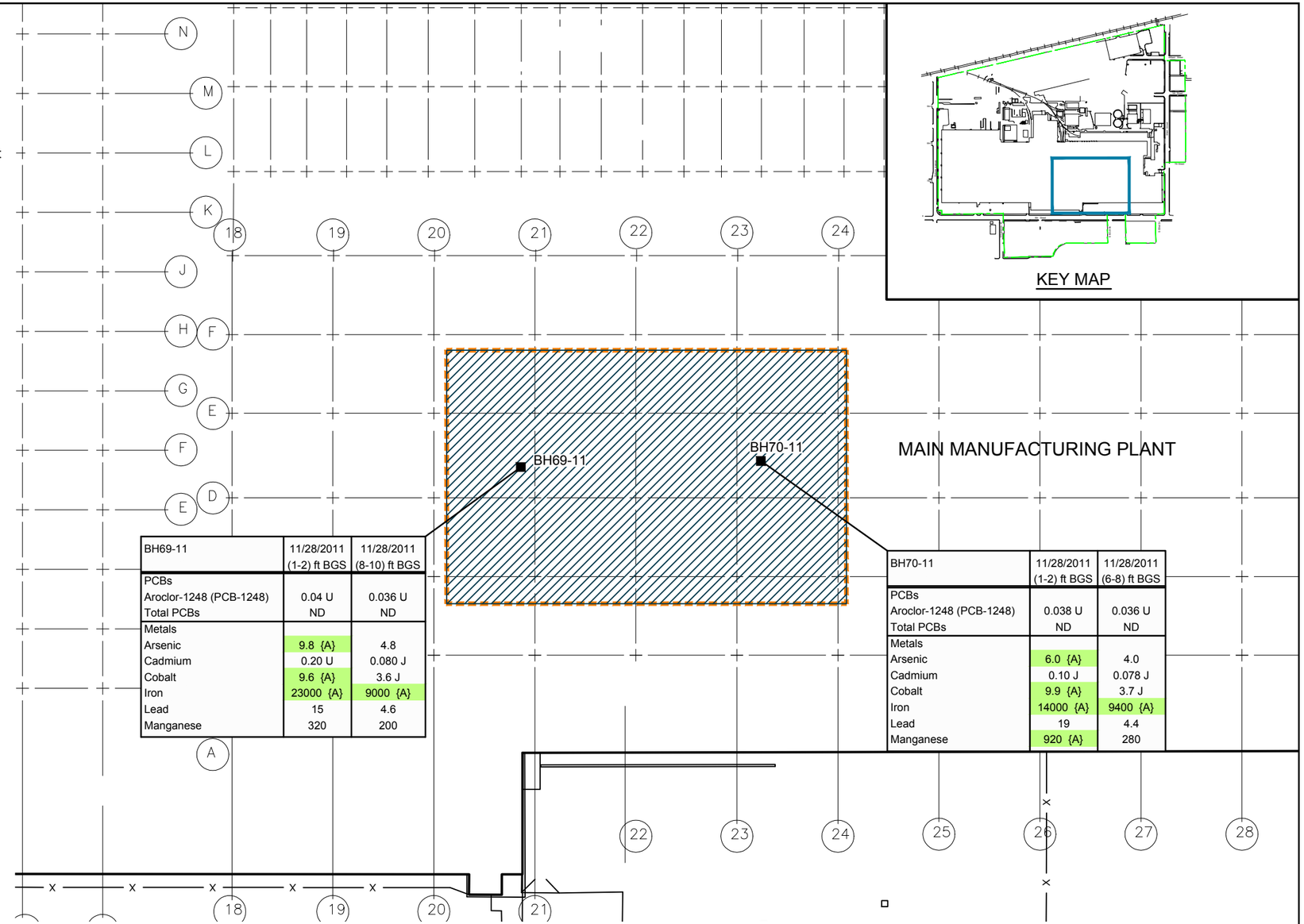

KEY MAP

BH70-11	11/28/2011 (1-2) ft BGS	11/28/2011 (6-8) ft BGS
PCBs		
Aroclor-1248 (PCB-1248)	0.038 U	0.036 U
Total PCBs	ND	ND
Metals		
Arsenic	6.0 {A}	4.0
Cadmium	0.10 J	0.078 J
Cobalt	9.9 {A}	3.7 J
Iron	14000 {A}	9400 {A}
Lead	19	4.4
Manganese	920 {A}	280

figure 66

AOI 26: LOCKER ROOM ENTRANCE/CELL 62
RFI REPORT
FORMER MANUAL TRANSMISSIONS OF MUNCIE FACILITY
Muncie, Indiana

017324-T07(010)GN-SC048 APR 16/2014

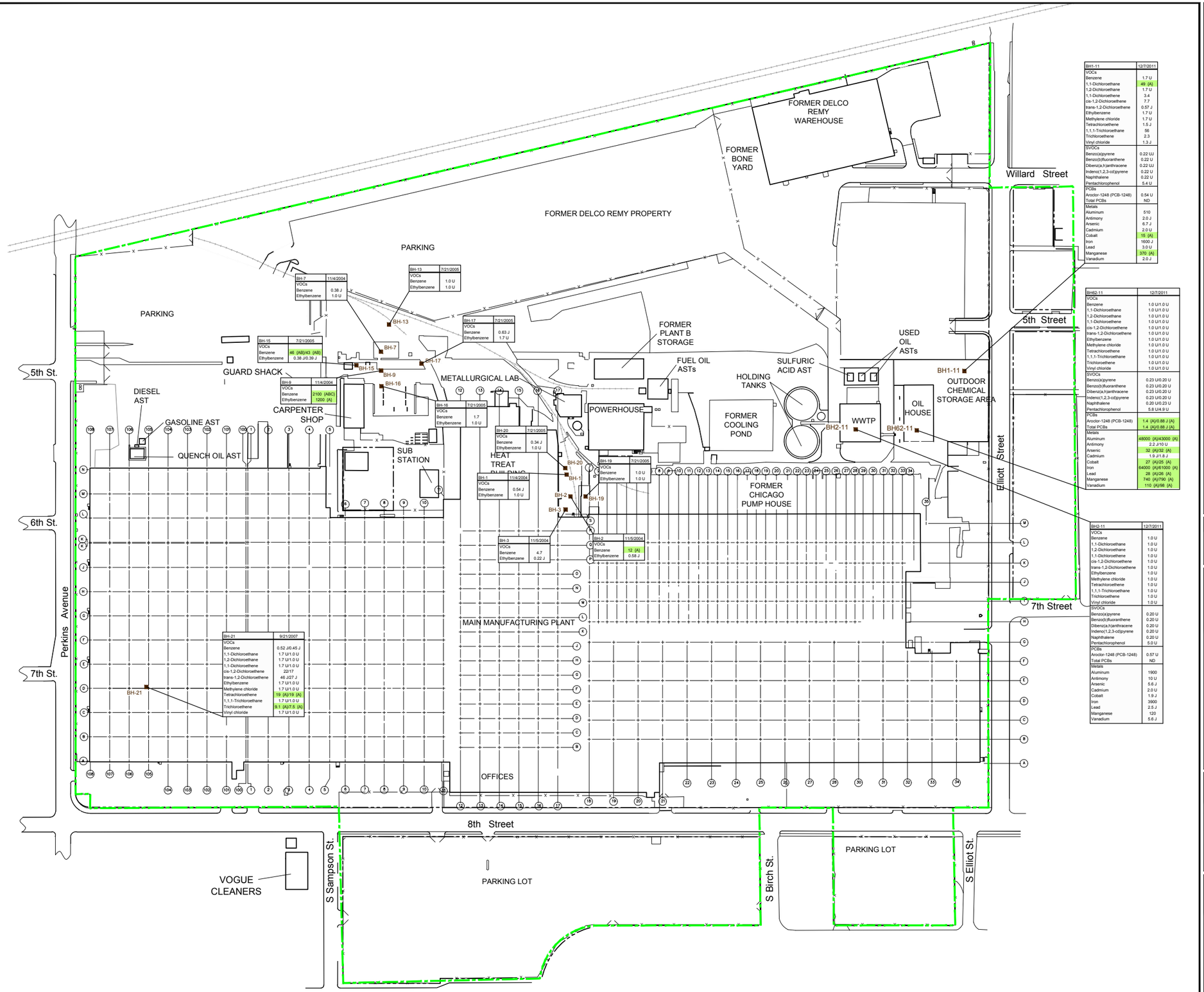

BH-7	11/4/2004
VOCs	
Benzene	0.38 J
Ethylbenzene	1.0 U

BH-13	7/21/2005
VOCs	
Benzene	1.0 U
Ethylbenzene	1.0 U

BH-15	7/21/2005
VOCs	
Benzene	46 (AB)/43 (AB)
Ethylbenzene	0.38 J/0.39 J

BH-17	7/21/2005
VOCs	
Benzene	0.63 J
Ethylbenzene	1.7 U

BH-9	11/4/2004
VOCs	
Benzene	2100 (ABC)
Ethylbenzene	1200 (A)

BH-16	7/21/2005
VOCs	
Benzene	1.7
Ethylbenzene	1.0 U

BH-20	7/21/2005
VOCs	
Benzene	0.34 J
Ethylbenzene	1.0 U

BH-19	7/21/2005
VOCs	
Benzene	1.0 U
Ethylbenzene	1.0 U

BH-1	11/4/2004
VOCs	
Benzene	0.54 J
Ethylbenzene	1.0 U

BH-3	11/5/2004
VOCs	
Benzene	4.7
Ethylbenzene	0.22 J

BH-2	11/5/2004
VOCs	
Benzene	12 (A)
Ethylbenzene	0.58 J

BH-21	9/21/2007
VOCs	
Benzene	0.52 J/0.45 J
1,1-Dichloroethane	1.7 U/1.0 U
1,2-Dichloroethane	1.7 U/1.0 U
1,1-Dichloroethene	1.7 U/1.0 U
cis-1,2-Dichloroethene	22/17
trans-1,2-Dichloroethene	46 J/27 J
Ethylbenzene	1.7 U/1.0 U
Methylene chloride	1.7 U/1.0 U
Tetrachloroethene	19 (A)/19 (A)
1,1,1-Trichloroethane	1.7 U/1.0 U
Trichloroethene	9.1 (A)/7.5 (A)
Vinyl chloride	1.7 U/1.0 U

BH1-11	12/7/2011
VOCs	
Benzene	1.7 U
1,1-Dichloroethane	49 (A)
1,2-Dichloroethane	1.7 U
1,1-Dichloroethene	3.4
cis-1,2-Dichloroethene	7.7
trans-1,2-Dichloroethene	0.57 J
Ethylbenzene	1.7 U
Methylene chloride	1.7 U
Tetrachloroethene	1.5 J
1,1,1-Trichloroethane	56
Trichloroethene	2.3
Vinyl chloride	1.3 J
SVOCs	
Benzo(a)pyrene	0.22 UJ
Benzo(b)fluoranthene	0.22 U
Dibenz(a,h)anthracene	0.22 UJ
Indeno(1,2,3-cd)pyrene	0.22 U
Naphthalene	0.22 U
Pentachlorophenol	5.4 U
PCBs	
Aroclor-1248 (PCB-1248)	0.54 U
Total PCBs	ND
Metals	
Aluminum	510
Antimony	2.0 J
Arsenic	6.7 J
Cadmium	2.0 U
Cobalt	15 (A)
Iron	1600 J
Lead	3.0 U
Manganese	370 (A)
Vanadium	2.0 J

BH62-11	12/7/2011
VOCs	
Benzene	1.0 U/1.0 U
1,1-Dichloroethane	1.0 U/1.0 U
1,2-Dichloroethane	1.0 U/1.0 U
1,1-Dichloroethene	1.0 U/1.0 U
cis-1,2-Dichloroethene	1.0 U/1.0 U
trans-1,2-Dichloroethene	1.0 U/1.0 U
Ethylbenzene	1.0 U/1.0 U
Methylene chloride	1.0 U/1.0 U
Tetrachloroethene	1.0 U/1.0 U
1,1,1-Trichloroethane	1.0 U/1.0 U
Trichloroethene	1.0 U/1.0 U
Vinyl chloride	1.0 U/1.0 U
SVOCs	
Benzo(a)pyrene	0.23 U/0.20 U
Benzo(b)fluoranthene	0.23 U/0.20 U
Dibenz(a,h)anthracene	0.23 U/0.20 U
Indeno(1,2,3-cd)pyrene	0.23 U/0.20 U
Naphthalene	0.20 U/0.23 U
Pentachlorophenol	5.8 U/4.9 U
PCBs	
Aroclor-1248 (PCB-1248)	1.4 (A)/0.88 J (A)
Total PCBs	1.4 (A)/0.88 J (A)
Metals	
Aluminum	48000 (A)/43000 (A)
Antimony	2.2 J/10 U
Arsenic	32 (A)/32 (A)
Cadmium	1.9 J/1.8 J
Cobalt	27 (A)/25 (A)
Iron	64000 (A)/61000 (A)
Lead	28 (A)/26 (A)
Manganese	740 (A)/790 (A)
Vanadium	110 (A)/98 (A)

BH2-11	12/7/2011
VOCs	
Benzene	1.0 U
1,1-Dichloroethane	1.0 U
1,2-Dichloroethane	1.0 U
1,1-Dichloroethene	1.0 U
cis-1,2-Dichloroethene	1.0 U
trans-1,2-Dichloroethene	1.0 U
Ethylbenzene	1.0 U
Methylene chloride	1.0 U
Tetrachloroethene	1.0 U
1,1,1-Trichloroethane	1.0 U
Trichloroethene	1.0 U
Vinyl chloride	1.0 U
SVOCs	
Benzo(a)pyrene	0.20 U
Benzo(b)fluoranthene	0.20 U
Dibenz(a,h)anthracene	0.20 U
Indeno(1,2,3-cd)pyrene	0.20 U
Naphthalene	0.20 U
Pentachlorophenol	5.0 U
PCBs	
Aroclor-1248 (PCB-1248)	0.57 U
Total PCBs	ND
Metals	
Aluminum	1900
Antimony	10 U
Arsenic	5.6 J
Cadmium	2.0 U
Cobalt	1.9 J
Iron	3900
Lead	2.5 J
Manganese	120
Vanadium	5.6 J

0 50 100ft

LEGEND

- RAILROAD
- FENCE
- APPROXIMATE SITE BOUNDARY
- BH1-11 BOREHOLE LOCATION

BH-17 | 7/21/2005 — SAMPLE LOCATION / SAMPLE DATE
VOCs
Benzene 0.63 J
Ethylbenzene 1.7 U — RESULT (mg/kg)
PARAMETER
EXCEEDANCE

	IDEM Residential Tap Water	IDEM Residential Vapor Exposure Screening Levels	IDEM Commercial/Industrial Vapor Exposure Screening Levels
	A	B	C
VOC (ug/L)			
Benzene	5	24	120
1,1-Dichloroethane	24	110	550
1,2-Dichloroethane	5	43	210
1,2-Dichloroethene (total)	130	-	-
1,1-Dichloroethene	7	300	1300
cis-1,2-Dichloroethene	70	-	-
trans-1,2-Dichloroethene	100	-	-
Ethylbenzene	700	-	-
Methylene chloride	5	-	-
Tetrachloroethene	5	110	470
1,1,1-Trichloroethane	200	13000	54000
Trichloroethene	5	9.1	38
Vinyl chloride	2	2	35
SVOC (ug/L)			
Benzo(a)pyrene	0.2	-	-
Benzo(b)fluoranthene	0.29	-	-
Dibenz(a,h)anthracene	0.029	-	-
Indeno(1,2,3-cd)pyrene	0.29	-	-
Naphthalene	1.4	91	460
Pentachlorophenol	1	-	-
PCB (ug/L)			
Aroclor-1248 (PCB-1248)	0.34	-	-
Total PCBs	0.5	-	-
Metals (ug/L)			
Aluminum	16000	-	-
Antimony	6	-	-
Arsenic	10	-	-
Cadmium	5	-	-
Cobalt	4.7	-	-
Iron	11000	-	-
Lead	15	-	-
Manganese	320	-	-
Vanadium	63	-	-

NOTES:
(1) IDEM Appendix A: Screening Levels Remediation Closure Guide - March 25, 2014
U - Not present at or above the associated value
J - Estimated concentration
ND - Non Detect (calculation)
- All Site structures shown have been demolished to grade

SCALE VERIFICATION

THIS BAR MEASURES 1" ON ORIGINAL. ADJUST SCALE ACCORDINGLY.

Approved

DRAWING STATUS

Status	Date	Initial

SITE-WIDE BOREHOLE WATER/GROUNDWATER SAMPLE DATA

RFI REPORT

FORMER MANUAL TRANSMISSIONS OF MUNCIE FACILITY
MUNCIE, INDIANA

CONESTOGA-ROVERS & ASSOCIATES

Source Reference:

Project Manager:	Reviewed By:	Date:	
S.R.	J.B.	APRIL 2014	
Scale: 1:100	Project N°: 017324-T07	Report N°: 010	Drawing N°: 67

017324-T07(010)GN-SC077 APR 16/2014

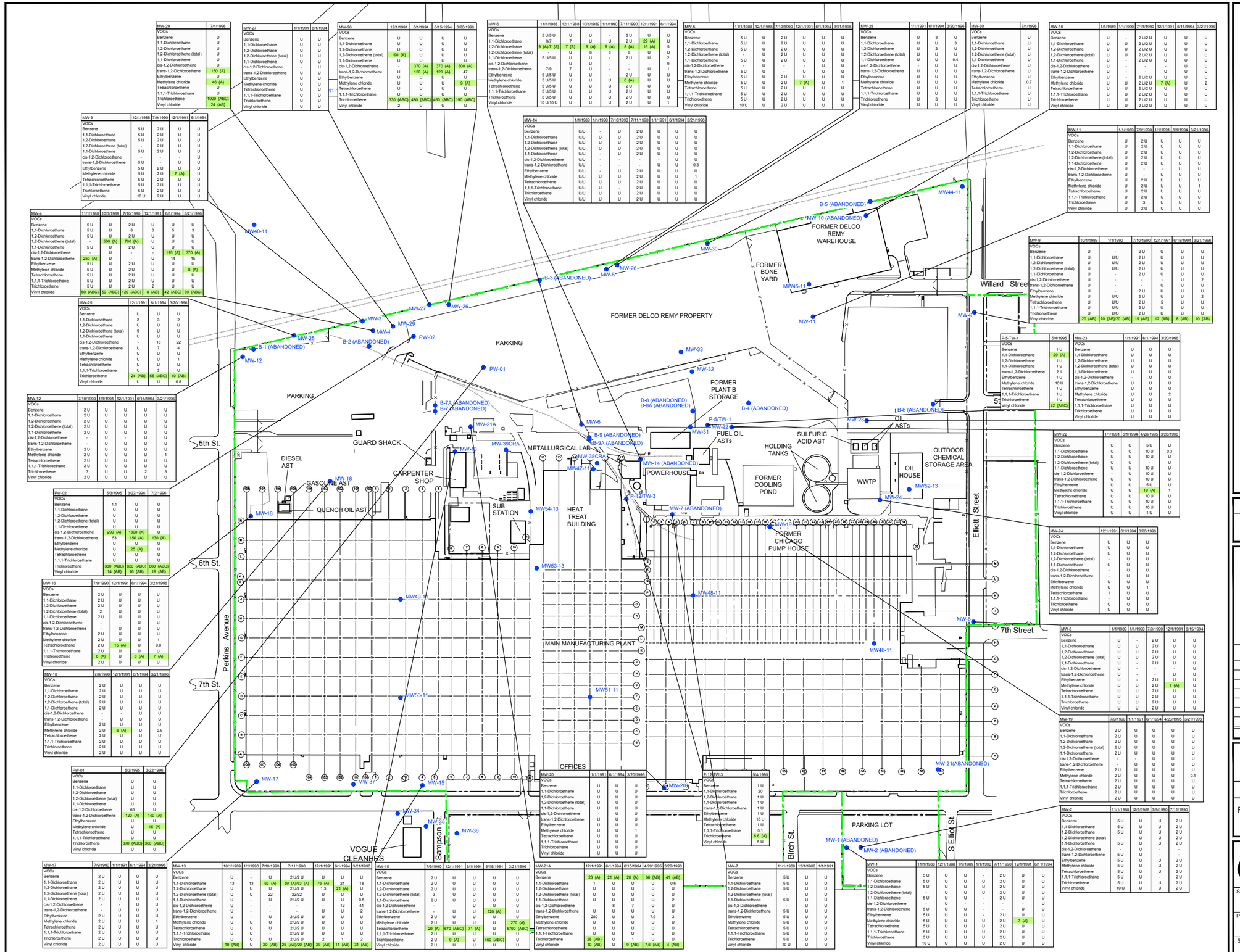

MW-29	7/1/1996
VOCs	
Benzene	U
1,1-Dichloroethane	U
1,2-Dichloroethane	U
1,2-Dichloroethene (total)	U
1,1-Dichloroethene	U
cis-1,2-Dichloroethene	U
trans-1,2-Dichloroethene	150 (A)
Ethylbenzene	U
Methylene chloride	46 (A)
Tetrachloroethene	U
1,1,1-Trichloroethane	U
Trichloroethene	1000 (ABC)
Vinyl chloride	24 (AB)

MW-27	1/1/1991	6/1/1994
VOCs		
Benzene	U	U
1,1-Dichloroethane	U	U
1,2-Dichloroethane	U	U
1,2-Dichloroethene (total)	U	U
1,1-Dichloroethene	U	U
cis-1,2-Dichloroethene	-	U
trans-1,2-Dichloroethene	U	U
Ethylbenzene	U	U
Methylene chloride	U	U
Tetrachloroethene	U	U
1,1,1-Trichloroethane	U	U
Trichloroethene	U	U
Vinyl chloride	U	U

MW-26	12/1/1991	6/1/1994	6/15/1994	3/20/1996
VOCs				
Benzene	U	U	U	U
1,1-Dichloroethane	U	U	U	U
1,2-Dichloroethane	U	U	U	U
1,2-Dichloroethene (total)	190 (A)	U	U	U
1,1-Dichloroethene	U	U	U	U
cis-1,2-Dichloroethene	-	370 (A)	370 (A)	300 (A)
trans-1,2-Dichloroethene	-	120 (A)	120 (A)	47
Ethylbenzene	U	U	U	U
Methylene chloride	U	U	U	9 (A)
Tetrachloroethene	U	U	U	U
1,1,1-Trichloroethane	U	U	U	U
Trichloroethene	330 (ABC)	480 (ABC)	480 (ABC)	190 (ABC)
Vinyl chloride	2	U	U	U

MW-6	11/1/1988	12/1/1988	10/1/1989	1/1/1990	7/11/1990	12/1/1991	6/1/1994
VOCs							
Benzene	5 U/5 U	U	U	-	2 U	U	U
1,1-Dichloroethane	9/7	7	U	U	2 U	29 (A)	U
1,2-Dichloroethane	9 (A)/7 (A)	7 (A)	9 (A)	9 (A)	8 (A)	16 (A)	5
1,2-Dichloroethene (total)	-	U	8	8	8	U	U
1,1-Dichloroethene	5 U/5 U	U	U	-	2 U	U	2
cis-1,2-Dichloroethene	-	U	U	-	-	-	9
trans-1,2-Dichloroethene	7/9	7	U	-	-	U	1
Ethylbenzene	5 U/5 U	U	U	-	2 U	U	U
Methylene chloride	5 U/5 U	U	U	U	6 (A)	U	U
Tetrachloroethene	5 U/5 U	U	U	U	2 U	U	U
1,1,1-Trichloroethane	5 U/5 U	U	U	U	2 U	U	U
Trichloroethene	5 U/5 U	U	U	U	2 U	U	U
Vinyl chloride	10 U/10 U	U	U	U	2 U	U	1

MW-5	11/1/1988	12/1/1988	7/10/1990	12/1/1991	6/1/1994	3/21/1996
VOCs						
Benzene	5 U	U	2 U	U	U	U
1,1-Dichloroethane	5 U	U	2 U	U	U	U
1,2-Dichloroethane	5 U	U	2 U	U	U	U
1,2-Dichloroethene (total)	-	U	2 U	U	U	U
1,1-Dichloroethene	5 U	U	2 U	U	U	U
cis-1,2-Dichloroethene	-	-	-	-	U	2
trans-1,2-Dichloroethene	5 U	U	-	U	U	U
Ethylbenzene	5 U	U	2 U	U	U	U
Methylene chloride	5 U	U	2 U	7 (A)	U	U
Tetrachloroethene	5 U	U	2 U	U	U	U
1,1,1-Trichloroethane	5 U	U	2 U	U	U	U
Trichloroethene	5 U	U	2 U	U	U	U
Vinyl chloride	10 U	U	2 U	U	U	U

MW-28	1/1/1991	6/1/1994	3/20/1996
VOCs			
Benzene	U	3	U
1,1-Dichloroethane	U	2	U
1,2-Dichloroethane	U	U	U
1,2-Dichloroethene (total)	U	U	U
1,1-Dichloroethene	U	U	0.4
cis-1,2-Dichloroethene	-	U	-
trans-1,2-Dichloroethene	U	U	U
Ethylbenzene	U	U	U
Methylene chloride	0.7	U	U
Tetrachloroethene	U	U	U
1,1,1-Trichloroethane	U	U	U
Trichloroethene	U	3	U
Vinyl chloride	U	U	U

MW-30	7/1/1996
VOCs	
Benzene	U
1,1-Dichloroethane	U
1,2-Dichloroethane	U
1,2-Dichloroethene (total)	U
1,1-Dichloroethene	U
cis-1,2-Dichloroethene	U
trans-1,2-Dichloroethene	U
Ethylbenzene	U
Methylene chloride	0.7
Tetrachloroethene	U
1,1,1-Trichloroethane	U
Trichloroethene	U
Vinyl chloride	U

MW-10	1/1/1989	1/1/1990	7/11/1990	12/1/1991	6/1/1994	3/21/1996
VOCs						
Benzene	U	-	2 U/2 U	U	U	U
1,1-Dichloroethane	U	U	2 U/2 U	U	U	U
1,2-Dichloroethane	U	U	2 U/2 U	U	U	U
1,2-Dichloroethene (total)	U	U	2 U/2 U	U	U	U
1,1-Dichloroethene	U	-	2 U/2 U	U	U	U
cis-1,2-Dichloroethene	U	-	-	-	U	U
trans-1,2-Dichloroethene	U	-	-	-	U	U
Ethylbenzene	U	-	2 U/2 U	U	U	U
Methylene chloride	U	-	2 U/2 U	7 (A)	U	2
Tetrachloroethene	U	U	2 U/2 U	U	U	U
1,1,1-Trichloroethane	U	U	2 U/2 U	U	U	U
Trichloroethene	U	U	2 U/2 U	U	U	U
Vinyl chloride	U	U	2 U/2 U	U	U	U

MW-14	1/1/1989	1/1/1990	7/10/1990	7/11/1990	1/1/1991	6/1/1994	3/21/1996
VOCs							
Benzene	U/U	-	U	2 U	U	U	U
1,1-Dichloroethane	U/U	U	U	2 U	U	U	U
1,2-Dichloroethane	U/U	U	U	2 U	U	U	U
1,2-Dichloroethene (total)	U/U	U	U	2 U	U	U	U
1,1-Dichloroethene	U/U	-	U	2 U	U	U	U
cis-1,2-Dichloroethene	U/U	-	-	-	-	U	U
trans-1,2-Dichloroethene	U/U	-	-	-	-	U	0.3
Ethylbenzene	U/U	-	U	2 U	U	U	U
Methylene chloride	U/U	U	U	2 U	U	U	1
Tetrachloroethene	U/U	U	U	2 U	U	U	U
1,1,1-Trichloroethane	U/U	U	-	2 U	U	U	U
Trichloroethene	U/U	U	U	2 U	U	U	U
Vinyl chloride	U/U	U	U	2 U	U	U	U

MW-11	1/1/1989	7/9/1990	1/1/1991	6/1/1994	3/21/1996
VOCs					
Benzene	U	2 U	U	U	U
1,1-Dichloroethane	U	2 U	U	U	U
1,2-Dichloroethane	U	2 U	U	U	U
1,2-Dichloroethene (total)	U	2 U	U	U	U
1,1-Dichloroethene	U	2 U	U	U	U
cis-1,2-Dichloroethene	U	-	-	-	-
trans-1,2-Dichloroethene	U	2 U	U	U	U
Ethylbenzene	U	2 U	U	U	U
Methylene chloride	U	2 U	U	U	1
Tetrachloroethene	U	2 U	U	U	U
1,1,1-Trichloroethane	U	2 U	U	U	U
Trichloroethene	U	3	U	U	U
Vinyl chloride	U	2 U	U	U	U

MW-9	10/1/1989	1/1/1990	7/10/1990	12/1/1991	6/15/1994	3/21/1996
VOCs						
Benzene	U	-	2 U	U	U	U
1,1-Dichloroethane	U	U/U	2 U	U	U	U
1,2-Dichloroethane	U	U/U	2 U	U	U	U
1,2-Dichloroethene (total)	U	U/U	2 U	U	U	U
1,1-Dichloroethene	U	-	2 U	U	U	U
cis-1,2-Dichloroethene	U	-	-	-	U	2
trans-1,2-Dichloroethene	U	-	-	U	U	U
Ethylbenzene	U	-	2 U	U	U	U
Methylene chloride	U	U/U	2 U	U	U	2
Tetrachloroethene	U	U/U	2 U	5	U	U
1,1,1-Trichloroethane	U	U/U	2 U	U	U	U
Trichloroethene	U	U/U	2 U	U	U	U
Vinyl chloride	20 (AB)	20 (AB)/20 (AB)	15 (AB)	12 (AB)	8 (AB)	10 (AB)

P-5-TW-1	5/4/1995
VOCs	
Benzene	1 U
1,1-Dichloroethane	29 (A)
1,2-Dichloroethane	1 U
1,2-Dichloroethene (total)	1 U
1,1-Dichloroethene	2.1
trans-1,2-Dichloroethene	1 U
Ethylbenzene	1 U
Methylene chloride	10 U
Tetrachloroethene	1 U
1,1,1-Trichloroethane	1 U
Trichloroethene	1 U
Vinyl chloride	42 (ABC)

MW-23	1/1/1991	6/1/1994	3/20/1996
VOCs			
Benzene	U	U	U
1,1-Dichloroethane	U	U	U
1,2-Dichloroethane	U	U	U
1,2-Dichloroethene (total)	U	U	U
1,1-Dichloroethene	U	U	U
cis-1,2-Dichloroethene	-	U	U
trans-1,2-Dichloroethene	U	U	U
Ethylbenzene	U	U	U
Methylene chloride	U	U	2
Tetrachloroethene	U	U	U
1,1,1-Trichloroethane	U	U	U
Trichloroethene	U	U	U
Vinyl chloride	U	U	U

MW-22	1/1/1991	6/1/1994	4/20/1995	3/20/1996
VOCs				
Benzene	U	U	5 U	U
1,1-Dichloroethane	U	U	10 U	0.3
1,2-Dichloroethane	U	U	10 U	U
1,2-Dichloroethene (total)	U	U	-	U
1,1-Dichloroethene	U	U	10 U	U
cis-1,2-Dichloroethene	-	U	10 U	U
trans-1,2-Dichloroethene	U	U	10 U	U
Ethylbenzene	U	U	5 U	U
Methylene chloride	U	U	10 (A)	1
Tetrachloroethene	U	U	10 U	U
1,1,1-Trichloroethane	U	U	10 U	U
Trichloroethene	U	U	10 U	U
Vinyl chloride	U	U	1 U	U

MW-24	12/1/1991	6/1/1994	3/20/1996
VOCs			
Benzene	U	U	U
1,1-Dichloroethane	U	U	U
1,2-Dichloroethane	U	U	U
1,2-Dichloroethene (total)	-	U	U
1,1-Dichloroethene	U	U	U
cis-1,2-Dichloroethene	-	U	U
trans-1,2-Dichloroethene	-	U	U
Ethylbenzene	U	U	U
Methylene chloride	U	U	1
Tetrachloroethene	1	U	U
1,1,1-Trichloroethane	-	U	U
Trichloroethene	U	U	U
Vinyl chloride	U	U	U

MW-8	1/1/1989	1/1/1990	7/9/1990	12/1/1991	6/15/1994
VOCs					
Benzene	U	-	2 U	U	U
1,1-Dichloroethane	U	U	2 U	U	U
1,2-Dichloroethane	U	U	2 U	U	U
1,2-Dichloroethene (total)	U	U	2 U	U	U
1,1-Dichloroethene	U	-	2 U	U	U
cis-1,2-Dichloroethene	U	-	-	-	-
trans-1,2-Dichloroethene	U	-	-	U	U
Ethylbenzene	U	-	2 U	U	U
Methylene chloride	U	U	2 U	7 (A)	U
Tetrachloroethene	U	U	2 U	U	U
1,1,1-Trichloroethane	U	U	2 U	U	U
Trichloroethene	U	U	2 U	U	U
Vinyl chloride	U	U	2 U	U	U

MW-19	7/9/1990	1/1/1991	6/1/1994	4/20/1995	3/21/1996
VOCs					
Benzene	2 U	U	U	U	U
1,1-Dichloroethane	2 U	U	U	U	U
1,2-Dichloroethane	2 U	U	U	U	U
1,2-Dichloroethene (total)	2 U	U	U	U	U
1,1-Dichloroethene	2 U	U	U	U	U
cis-1,2-Dichloroethene	-	-	U	U	U
trans-1,2-Dichloroethene	-	U	U	U	U
Ethylbenzene	2 U	U	U	U	U
Methylene chloride	2 U	U	U	U	0.1
Tetrachloroethene	2 U	U	U	U	U
1,1,1-Trichloroethane	2 U	U	U	U	U
Trichloroethene	2 U	U	U	U	U
Vinyl chloride	2 U	U	U	U	U

MW-2	11/1/1988	12/1/1988	7/9/1990	7/11/1990
VOCs				
Benzene	5 U	U	U	2 U
1,1-Dichloroethane	5 U	U	U	2 U
1,2-Dichloroethane	5 U	U	U	2 U
1,2-Dichloroethene (total)	-	U	U	2 U
1,1-Dichloroethene	5 U	U	U	2 U
cis-1,2-Dichloroethene	-	U	-	-
trans-1,2-Dichloroethene	5 U	U	-	-
Ethylbenzene	5 U	U	U	2 U
Methylene chloride	5 U	U	U	2 U
Tetrachloroethene	5 U	U	U	2 U
1,1,1-Trichloroethane	5 U	U	-	2 U
Trichloroethene	5 U	U	U	2 U
Vinyl chloride	10 U	U	U	2 U

MW-1	11/1/1988	12/1/1988	1/9/1989	1/1/1990	7/11/1990	12/1/1991	6/1/1994
VOCs							
Benzene	5 U	U	U	-	2 U	U	U
1,1-Dichloroethane	5 U	U	U	U	2 U	U	U
1,2-Dichloroethane	5 U	U	U	U	2 U	U	U
1,2-Dichloroethene (total)	-	U	U	U	2 U	U	U
1,1-Dichloroethene	5 U	U	U	-	2 U	U	U
cis-1,2-Dichloroethene	-	U	U	-	-	-	U
trans-1,2-Dichloroethene	5 U	U	U	-	-	U	U
Ethylbenzene	5 U	U	U	-	2 U	U	U
Methylene chloride	5 U	U	U	U	2 U	7 (A)	U
Tetrachloroethene	5 U	U	U	U	2 U	U	U
1,1,1-Trichloroethane	5 U	U	U	U	2 U	U	U
Trichloroethene	5 U	U	U	U	2 U	U	U
Vinyl chloride	10 U	U	U	U	2 U	U	U

MW-7	11/1/1988	12/1/1988	1/1/1991
VOCs			
Benzene	5 U	U	U
1,1-Dichloroethane	5 U	U	U
1,2-Dichloroethane	5 U	U	U
1,2-Dichloroethene (total)	-	U	U
1,1-Dichloroethene	5 U	U	U
cis-1,2-Dichloroethene	-	U	U
trans-1,2-Dichloroethene	5 U	U	U
Ethylbenzene	5 U	U	U
Methylene chloride	5 U	U	U
Tetrachloroethene	5 U	U	U
1,1,1-Trichloroethane	5 U	U	U
Trichloroethene	5 U	U	U
Vinyl chloride	10 U	U	U

MW-21A	12/1/1991	6/1/1994	6/15/1994	4/20/1995	3/22/1996
VOCs					
Benzene	23 (A)	21 (A)	20 (A)	66 (AB)	41 (AB)
1,1-Dichloroethane	U	U	U	U	0.6
1,2-Dichloroethane	U	U	U	U	U
1,2-Dichloroethene (total)	U	U	U	U	2
1,1-Dichloroethene	U	U	U	U	2
cis-1,2-Dichloroethene	-	8	7	U	U
trans-1,2-Dichloroethene	U	U	U	U	U
Ethylbenzene	260	U	U	7.9	3
Methylene chloride	U	U	U	U	U
Tetrachloroethene	U	U	U	U	U
1,1,1-Trichloroethane	U	U	U	U	U
Trichloroethene	28 (AB)	U	1	U	U
Vinyl chloride	10 (AB)	U	9 (AB)	7.6 (AB)	4 (AB)

P-12/TW-3	5/4/1995
VOCs	
Benzene	1 U
1,1-Dichloroethane	20
1,2-Dichloroethane	1 U
1,1-Dichloroethene	1 U
trans-1,2-Dichloroethene	1 U
Ethylbenzene	1 U
Methylene chloride	10 U
Tetrachloroethene	1 U
1,1,1-Trichloroethane	5.1
Trichloroethene	6.6 (A)
Vinyl chloride	5 U

MW-20	1/1/1991	6/1/1994	3/20/1996
VOCs			
Benzene	U	U	U
1,1-Dichloroethane	U	U	U
1,2-Dichloroethane	U	U	U
1,2-Dichloroethene (total)	U	U	U
1,1-Dichloroethene	U	U	U
cis-1,2-Dichloroethene	-	U	U
trans-1,2-Dichloroethene	U	U	U
Ethylbenzene	U	U	U
Methylene chloride	U	U	1
Tetrachloroethene	U	U	U
1,1,1-Trichloroethane	U	U	U
Trichloroethene	U	U	U
Vinyl chloride	U	U	U

MW-13	10/1/1989	1/1/1990	7/10/1990	7/11/1990	12/1/1991	6/1/1994	3/21/1996
VOCs							
Benzene	U	-	U	2 U/2 U	U	U	U
1,1-Dichloroethane	13	13	63 (A)	59 (A)/63 (A)	76 (A)	21	18
1,2-Dichloroethane	U	U	U	2 U/2 U	1.3	21 (A)	U
1,2-Dichloroethene (total)	U	U	22	22/22	U	U	U
1,1-Dichloroethene	U	-	U	2 U/2 U	U	U	0.5
cis-1,2-Dichloroethene	U	-	-	-	-	12	41
trans-1,2-Dichloroethene	U	-	-	-	U	U	2
Ethylbenzene	U	-	U	2 U/2 U	U	U	U
Methylene chloride	U	U	U	2 U/2 U	U	U	U
Tetrachloroethene	U	U	U	2 U/2 U	U	U	U
1,1,1-Trichloroethane	U	U	-	2 U/2 U	U	U	U
Trichloroethene	U	U	U	2 U/2 U	2	1	2
Vinyl chloride	10 (AB)	U	20 (AB)	25 (AB)/20 (AB)	26 (AB)	11 (AB)	31 (AB)

MW-15	7/9/1990	12/1/1991	6/1/1994	6/15/1994	3/21/1996
VOCs					
Benzene	2 U	U	U	U	U
1,1-Dichloroethane	2 U	U	U	U	U
1,2-Dichloroethane	2 U	U	U	U	U
1,2-Dichloroethene (total)	3	U	U	U	U
1,1-Dichloroethene	2 U	U	U	U	U
cis-1,2-Dichloroethene	-	-	U	U	U
trans-1,2-Dichloroethene	-	U	U	120 (A)	U
Ethylbenzene	2 U	U	U	U	U
Methylene chloride	2 U	U	U	U	270 (A)
Tetrachloroethene	20 (A)	670 (ABC)	71 (A)	U	5700 (ABC)
1,1,1-Trichloroethane	2 U	U	U	U	U
Trichloroethene	2 U	9 (A)	U	460 (ABC)	U
Vinyl chloride	2 U	U	U	U	U

MW-16	7/9/1990	12/1/1991	6/1/1994	3/21/1996
VOCs				
Benzene	2 U	U	U	U
1,1-Dichloroethane	2 U	U	U	U
1,2-Dichloroethane	2 U	U	U	U
1,2-Dichloroethene (total)	2	U	U	U
1,1-Dichloroethene	2 U	U	U	U
cis-1,2-Dichloroethene	-	-	-	U
trans-1,2-Dichloroethene	-	U	U	U
Ethylbenzene	2 U	U	U	U
Methylene chloride	2 U	U	U	1
Tetrachloroethene	2 U	15 (A)	U	0.8
1,1,1-Trichloroethane	2 U	U	U	U
Trichloroethene	6 (A)	U	8 (A)	7 (A)
Vinyl chloride	2 U	U	U	U

MW-18	7/9/1990	12/1/1991	6/1/1994	3/21/1996
VOCs				
Benzene	2 U	U	U	U
1,1-Dichloroethane	2 U	U	U	U
1,2-Dichloroethane	2 U	U	U	U
1,2-Dichloroethene (total)	2 U	U	U	U
1,1-Dichloroethene	2 U	U	U	U
cis-1,2-Dichloroethene	-	-	U	U
trans-1,2-Dichloroethene	-	U	U	U
Ethylbenzene	2 U	U	U	U
Methylene chloride	2 U	6 (A)	U	0.9
Tetrachloroethene	2 U	U	U	U
1,1,1-Trichloroethane	2 U	U	U	U
Trichloroethene	2 U	U	U	U
Vinyl chloride	2 U	U	U	U

MW-17	7/9/1990	1/1/1991	6/1/1994	3/21/1996
VOCs				
Benzene	2 U	U	U	U
1,1-Dichloroethane	2 U	U	U	U
1,2-Dichloroethane	2 U	U	U	U
1,2-Dichloroethene (total)	2 U	U	U	U
1,1-Dichloroethene	2 U	U	U	U
cis-1,2-Dichloroethene	-	-	U	U
trans-1,2-Dichloroethene	-	U	U	U
Ethylbenzene	2 U	U	U	U
Methylene chloride	2 U	U	U	1
Tetrachloroethene	2 U	U	U	U
1,1,1-Trichloroethane	2 U	U	U	U
Trichloroethene	2 U	U	U	U
Vinyl chloride	2 U	U	U	U

PW-02	5/3/1995	3/22/1996	7/2/1996
VOCs			
Benzene	1.1	U	U
1,1-Dichloroethane	U	U	U
1,2-Dichloroethane	U	U	U
1,2-Dichloroethene (total)	U	U	U
1,1-Dichloroethene	U	U	U
cis-1,2-Dichloroethene	290 (A)	1300 (A)	U
trans-1,2-Dichloroethene	53	150 (A)	130 (A)
Ethylbenzene	U	U	U
Methylene chloride	U	25 (A)	U
Tetrachloroethene	U	U	U
1,1,1-Trichloroethane	U	U	U
Trichloroethene	360 (ABC)	820 (ABC)	660 (ABC)
Vinyl chloride	14 (AB)	16 (AB)	18 (AB)

PW-01	5/3/1995	3/22/1996
VOCs		
Benzene	U	U
1,1-Dichloroethane	U	U
1,2-Dichloroethane	U	U
1,2-Dichloroethene (total)	U	U
1,1-Dichloroethene	U	U
cis-1,2-Dichloroethene	65	U
trans-1,2-Dichloroethene	120 (A)	140 (A)
Ethylbenzene	U	U
Methylene chloride	U	15 (A)
Tetrachloroethene	U	U
1,1,1-Trichloroethane	U	U
Trichloroethene	370 (ABC)	360 (ABC)
Vinyl chloride	U	U

MW-12	7/10/1990	1/1/1991	12/1/1991	6/15/1994	3/21/1996
VOCs					
Benzene	2 U	U	U	U	U
1,1-Dichloroethane	2 U	U	U	U	U
1,2-Dichloroethane	2 U	U	U	U	U
1,2-Dichloroethene (total)	2 U	U	U	U	U
1,1-Dichloroethene	2 U	U	U	U	U
cis-1,2-Dichloroethene	-	-	U	U	U
trans-1,2-Dichloroethene	-	U	U	U	U
Ethylbenzene	2 U	U	U	U	U
Methylene chloride	2 U	U	U	1	1
Tetrachloroethene	2 U	U	U	U	U
1,1,1-Trichloroethane	2 U	U	U	U	U
Trichloroethene	3	U	U	2	3
Vinyl chloride	2 U	U	U	U	U

VOC	IDEM Residential Tap Water (A)	IDEM Residential Vapor Exposure Screening Levels (B)	IDEM Commercial/Industrial Vapor Exposure Screening Levels (C)
Benzene	5	24	120
1,1-Dichloroethane	24	110	550
1,2-Dichloroethane	5	43	210
1,2-Dichloroethene (total)	130	-	-
1,1-Dichloroethene	7	300	1300
cis-1,2-Dichloroethene	70	-	-
trans-1,2-Dichloroethene	100	-	-
Ethylbenzene	700	-	-
Methylene chloride	5	-	-
Tetrachloroethene	5	110	470
1,1,1-Trichloroethane	200	13000	54000
Trichloroethene	5	9.1	38
Vinyl chloride	2	2	35

NOTES:
(1) IDEM Appendix A: Screening Levels Remediation Closure Guide - March 25, 2014
U - Not present at or above the associated value
J - Estimated concentration
ND - Non Detect (calculation)
- All Site structures shown have been demolished to grade

LEGEND
RAILROAD
FENCE
APPROXIMATE SITE BOUNDARY
MW51-11 MONITORING WELL LOCATION
LOCATION
SAMPLE DATE
RESULT (ug/L)
PARAMETER
EXCEEDANCE

SCALE VERIFICATION
THIS BAR MEASURES 1" ON ORIGINAL. ADJUST SCALE ACCORDINGLY.

Approved

DRAWING STATUS

Status	Date	Initial

SITE-WIDE GROUNDWATER QUALITY VOCs (1988 TO 1996)

RFI REPORT

FORMER MANUAL TRANSMISSIONS OF MUNCIE FACILITY
MUNCIE, INDIANA

CONESTOGA-ROVERS & ASSOCIATES

Source Reference:

Project Manager:	Reviewed By:	Date:
S.R.	J.B.	APRIL 2014
Scale: 1:120	Project №: 017324-T07	Report №: 010 / Drawing №: 68a

017324-T07(010)GN-SC065 JUN 13/2014

MW-29	5/1/1997	9/17/1997	10/1/1998	4/1/1999	10/1/2000
VOCs					
Benzene	U	U	U	U	U
1,1-Dichloroethane	U	U	2.3	U	2.6
1,2-Dichloroethane	U	U	U	U	U
1,2-Dichloroethene (total)	U	U	U	U	U
1,1-Dichloroethene	U	U	6.6	3.2	
cis-1,2-Dichloroethene	630 (A)	600 (A)	34	890 (A)	91 (A)
trans-1,2-Dichloroethene	120 (A)	120 (A)	1.8	220 (A)	30
Ethylbenzene	U	U	U	U	U
Methylene chloride	U	U	7.6 (A)	U	U
Tetrachloroethene	U	U	U	U	U
1,1,1-Trichloroethane	U	U	U	U	U
Trichloroethene	930 (ABC)	820 (ABC)	5.2 (A)	1100 (ABC)	160 (ABC)
Vinyl chloride	18 (AB)	12 (AB)	22 (AB)	32 (AB)	21 (AB)

MW-27	5/1/1997	9/17/1997	10/1/1998	4/1/1999	10/1/2000
VOCs					
Benzene	U	U	U	U	U
1,1-Dichloroethane	U	U	U	U	U
1,2-Dichloroethane	U	U	U	U	U
1,2-Dichloroethene (total)	U	U	U	U	U
1,1-Dichloroethene	U	U	U	U	U
cis-1,2-Dichloroethene	U	U	U	U	17
trans-1,2-Dichloroethene	U	U	U	U	3.9
Ethylbenzene	U	U	U	U	U
Methylene chloride	U	U	8.1 (A)	U	U
Tetrachloroethene	U	U	U	U	U
1,1,1-Trichloroethane	U	U	U	U	U
Trichloroethene	U	6.7 (A)	U	U	27 J (AB)
Vinyl chloride	U	U	U	U	U

MW-26	5/1/1997	9/18/1997	10/1/1998	4/1/1999	10/1/2000
VOCs					
Benzene	U	U	U	U	U
1,1-Dichloroethane	U	U	U	U	U
1,2-Dichloroethane	U	U	U	U	U
1,2-Dichloroethene (total)	U	U	U	U	U
1,1-Dichloroethene	U	U	U	U	U
cis-1,2-Dichloroethene	400 (A)	400 (A)	490 (A)	510 (A)	570 (A)
trans-1,2-Dichloroethene	130 (A)	130 (A)	160 (A)	190 (A)	200 (A)
Ethylbenzene	U	U	U	U	U
Methylene chloride	U	U	63 J (A)	U	U
Tetrachloroethene	U	U	U	U	U
1,1,1-Trichloroethane	U	U	U	U	U
Trichloroethene	500 (ABC)	400 (ABC)	510 (ABC)	490 (ABC)	800 (ABC)
Vinyl chloride	U	U	U	U	U

MW-6	10/1/1998	4/1/1999	10/1/2000
VOCs			
Benzene	U	U	U
1,1-Dichloroethane	1.2	1.6	2
1,2-Dichloroethane	3.1	2	4.6
1,2-Dichloroethene (total)	2.2	U	U
1,1-Dichloroethene	U	2.5	5.5
cis-1,2-Dichloroethene	10	7.4	15
trans-1,2-Dichloroethene	U	U	1.1
Ethylbenzene	U	U	U
Methylene chloride	7.8 J (A)	U	U
Tetrachloroethene	U	U	U
1,1,1-Trichloroethane	U	U	1.1
Trichloroethene	2.4 (AB)	U	3.4 (AB)
Vinyl chloride	U	U	U

MW-5	5/1/1997	9/18/1997	10/1/1998	4/1/1999
VOCs				
Benzene	U	U	U	U
1,1-Dichloroethane	U	U	U	U
1,2-Dichloroethane	U	U	U	U
1,2-Dichloroethene (total)	U	U	U	U
1,1-Dichloroethene	U	U	U	U
cis-1,2-Dichloroethene	U	U	U	U
trans-1,2-Dichloroethene	U	U	U	U
Ethylbenzene	U	U	U	U
Methylene chloride	U	U	7.8 J (A)	U
Tetrachloroethene	U	U	U	U
1,1,1-Trichloroethane	U	U	U	U
Trichloroethene	U	6.7 (A)	U	U
Vinyl chloride	U	U	U	U

MW-28	5/1/1997	9/18/1997	10/1/1998	4/1/1999	10/1/2000
VOCs					
Benzene	U	U	U	U	U
1,1-Dichloroethane	6.3	U	U	U	U
1,2-Dichloroethane	U	U	U	U	U
1,2-Dichloroethene (total)	U	U	U	U	U
1,1-Dichloroethene	U	U	U	U	U
cis-1,2-Dichloroethene	U	U	U	U	U
trans-1,2-Dichloroethene	U	U	U	U	U
Ethylbenzene	U	U	U	U	U
Methylene chloride	U	U	9 J (A)	U	U
Tetrachloroethene	U	U	U	U	U
1,1,1-Trichloroethane	U	U	U	U	U
Trichloroethene	U	U	U	U	U
Vinyl chloride	U	U	U	U	U

MW-30	9/17/1997	1/14/1998	10/1/1998	4/1/1999	10/1/2000
VOCs					
Benzene	U	U	U	U	U
1,1-Dichloroethane	U	U	U	U	U
1,2-Dichloroethane	U	U	U	U	U
1,2-Dichloroethene (total)	U	U	U	U	U
1,1-Dichloroethene	U	U	U	U	U
cis-1,2-Dichloroethene	U	U	U	U	U
trans-1,2-Dichloroethene	U	U	U	U	U
Ethylbenzene	U	U	U	U	U
Methylene chloride	U	U	9.6 J (A)	U	U
Tetrachloroethene	U	U	U	U	U
1,1,1-Trichloroethane	U	U	U	U	U
Trichloroethene	U	U	U	U	U
Vinyl chloride	U	U	U	U	U

MW-10	10/1/1998	4/1/1999
VOCs		
Benzene	U	U
1,1-Dichloroethane	U	U
1,2-Dichloroethane	U	U
1,2-Dichloroethene (total)	U	U
1,1-Dichloroethene	U	U
cis-1,2-Dichloroethene	U	U
trans-1,2-Dichloroethene	U	U
Ethylbenzene	U	U
Methylene chloride	8.3 JB (A)	U
Tetrachloroethene	U	U
1,1,1-Trichloroethane	U	U
Trichloroethene	U	U
Vinyl chloride	U	U

MW-3	10/1/2000
VOCs	
Benzene	U
1,1-Dichloroethane	U
1,2-Dichloroethane	U
1,2-Dichloroethene (total)	U
1,1-Dichloroethene	U
cis-1,2-Dichloroethene	13
trans-1,2-Dichloroethene	U
Ethylbenzene	U
Methylene chloride	U
Tetrachloroethene	U
1,1,1-Trichloroethane	U
Trichloroethene	1.9
Vinyl chloride	U

MW-4	5/1/1997	9/17/1997	1/14/1998	10/1/1998	4/1/1999	10/1/2000
VOCs						
Benzene	U	U	U	U	U	U
1,1-Dichloroethane	10	U	U	4.7	U	2.8
1,2-Dichloroethane	U	U	U	U	U	U
1,2-Dichloroethene (total)	U	U	U	U	U	U
1,1-Dichloroethene	U	U	U	U	U	3.2
cis-1,2-Dichloroethene	300 (A)	270 (A)	200 (A)	160 (A)	230 (A)	140 (A)
trans-1,2-Dichloroethene	17	7.6	13	14	29	22
Ethylbenzene	U	U	U	U	U	U
Methylene chloride	U	U	U	8.2 JB (A)	U	U
Tetrachloroethene	U	U	U	U	U	U
1,1,1-Trichloroethane	U	U	U	U	U	U
Trichloroethene	U	U	U	U	U	U
Vinyl chloride	70 (ABC)	62 (ABC)	37 (ABC)	33 (AB)	60 (ABC)	44 (ABC)

MW-25	5/1/1997	9/16/1997	1/14/1998	10/1/1998	4/1/1999	10/1/2000
VOCs						
Benzene	U	U	U	U	U	U
1,1-Dichloroethane	3.6	3.4	U	3.3	4.3	4.9
1,2-Dichloroethane	U	U	U	U	U	U
1,2-Dichloroethene (total)	U	U	U	U	U	U
1,1-Dichloroethene	U	U	U	U	U	U
cis-1,2-Dichloroethene	15	16	13	19	26	22
trans-1,2-Dichloroethene	3.9	5.8	5.7	6.5	6.3	5
Ethylbenzene	U	U	U	U	U	U
Methylene chloride	U	U	U	8.1 (A)	U	U
Tetrachloroethene	U	U	U	U	U	U
1,1,1-Trichloroethane	U	U	U	U	U	U
Trichloroethene	33 (AB)	31 (AB)	16 (AB)	25 (AB)	27 (AB)	24 (AB)
Vinyl chloride	U	U	1.1	1	1.1	U

MW-12	5/1/1997	9/16/1997	1/10/1998	1/14/1998	4/1/1999	10/1/2000
VOCs						
Benzene	U	U	U	U	U	U
1,1-Dichloroethane	U	U	U	U	U	U
1,2-Dichloroethane	U	U	U	U	U	U
1,2-Dichloroethene (total)	U	U	U	U	U	U
1,1-Dichloroethene	U	U	U	U	U	U
cis-1,2-Dichloroethene	U	U	U	U	U	U
trans-1,2-Dichloroethene	U	U	U	U	U	U
Ethylbenzene	U	U	U	U	U	U
Methylene chloride	U	U	10 (A)	U	U	U
Tetrachloroethene	U	U	U	U	U	U
1,1,1-Trichloroethane	U	U	U	U	U	U
Trichloroethene	1.8	2.1	1.8	1.9	1.5	1.4
Vinyl chloride	U	U	U	U	U	U

PW-02	10/1/1998	10/1/2000
VOCs		
Benzene	U	U
1,1-Dichloroethane	1.3	U
1,2-Dichloroethane	U	U
1,2-Dichloroethene (total)	U	U
1,1-Dichloroethene	U	17 (A)
cis-1,2-Dichloroethene	91 (A)	820 (A)
trans-1,2-Dichloroethene	24	180 (A)
Ethylbenzene	U	U
Methylene chloride	8 (A)	U
Tetrachloroethene	U	U
1,1,1-Trichloroethane	U	U
Trichloroethene	110 (ABC)	900 (ABC)
Vinyl chloride	U	33 (AB)

MW-16	1/14/1998	10/1/1998	4/1/1999	10/1/2000
VOCs				
Benzene	U	U	U	U
1,1-Dichloroethane	U	U	U	U
1,2-Dichloroethane	U	U	U	U
1,2-Dichloroethene (total)	U	U	U	U
1,1-Dichloroethene	U	U	U	U
cis-1,2-Dichloroethene	U	U	U	U
trans-1,2-Dichloroethene	U	U	U	U
Ethylbenzene	U	U	U	U
Methylene chloride	U	9.1 J (A)	U	U
Tetrachloroethene	U	U	U	1.7
1,1,1-Trichloroethane	U	U	U	U
Trichloroethene	6.8 (A)	6.2 (A)	6.1 (A)	4
Vinyl chloride	U	U	U	U

MW-18	1/14/1998	10/1/1998	4/1/1999	10/1/2000
VOCs				
Benzene	U	U/U	-	U
1,1-Dichloroethane	U	U/U	-	U
1,2-Dichloroethane	U	U/U	-	U
1,2-Dichloroethene (total)	U	U/U	-	U
1,1-Dichloroethene	U	U/U	-	U
cis-1,2-Dichloroethene	U	U/U	-	U
trans-1,2-Dichloroethene	U	U/U	-	U
Ethylbenzene	U	U/U	-	U
Methylene chloride	U	U/8.7 J (A)	-	U
Tetrachloroethene	U	U/U	-	1.3
1,1,1-Trichloroethane	U	U/U	-	U
Trichloroethene	U	U/U	-	U
Vinyl chloride	U	U/U	U	U

PW-01	10/1/1998
VOCs	
Benzene	U
1,1-Dichloroethane	U
1,2-Dichloroethane	U
1,2-Dichloroethene (total)	U
1,1-Dichloroethene	U
cis-1,2-Dichloroethene	49
trans-1,2-Dichloroethene	70
Ethylbenzene	U
Methylene chloride	7.5 J (A)
Tetrachloroethene	U
1,1,1-Trichloroethane	U
Trichloroethene	170 (ABC)
Vinyl chloride	U

MW-13	5/2/1997	9/17/1997	1/14/1998	10/1/1998	4/1/1999	10/1/2000
VOCs						
Benzene	U	U	U	U	U	U
1,1-Dichloroethane	9.3	20	17	13	9.4	4.8
1,2-Dichloroethane	U	U	U	U	U	U
1,2-Dichloroethene (total)	U	U	U	U	U	U
1,1-Dichloroethene	U	U	U	U	1.4	3.6
cis-1,2-Dichloroethene	21	44	44	43	55	35
trans-1,2-Dichloroethene	1.9	4.3	4.2	3.9	5.2	3.2
Ethylbenzene	U	U	U	U	U	U
Methylene chloride	U	U	U	9.1 J (A)	U	U
Tetrachloroethene	U	U	U	U	U	U
1,1,1-Trichloroethane	U	U	U	U	U	U
Trichloroethene	6 (A)	3.1	2.6	2.5	2.6	U
Vinyl chloride	24 (AB)	34 (AB)	30 (AB)	27 (AB)	25 (AB)	33 (AB)

MW-17	10/1/1998	4/1/1999
VOCs		
Benzene	U	U
1,1-Dichloroethane	U	U
1,2-Dichloroethane	U	U
1,2-Dichloroethene (total)	U	U
1,1-Dichloroethene	U	U
cis-1,2-Dichloroethene	U	U
trans-1,2-Dichloroethene	U	U
Ethylbenzene	U	U
Methylene chloride	8.9 J (A)	U
Tetrachloroethene	U	U
1,1,1-Trichloroethane	U	U
Trichloroethene	U	U
Vinyl chloride	U	U

MW-37	8/5/1999	9/14/1999	10/1/2000
VOCs			
Benzene	100 U	100 U	U
1,1-Dichloroethane	100 U	100 U	U
1,2-Dichloroethane	100 U	100 U	U
1,2-Dichloroethene (total)	100 U	100 U	U
1,1-Dichloroethene	100 U	100 U	U
cis-1,2-Dichloroethene	340 (A)	120 (A)	700 (A)
trans-1,2-Dichloroethene	100 U	100 U	U
Ethylbenzene	100 U	100 U	U
Methylene chloride	100 U	100 U	U
Tetrachloroethene	10000 (ABC)	5700 (ABC)	12000 (ABC)
1,1,1-Trichloroethane	100 U	100 U	U
Trichloroethene	100 U	100 U	120 (ABC)
Vinyl chloride	100 U	100 U	U

MW-21A	1/14/1998	10/1/1998	4/1/1999	10/1/2000
VOCs				
Benzene	89 (AB)	U	59 (AB)	25 (AB)
1,1-Dichloroethane	2	2.5	2.2	1.9
1,2-Dichloroethane	U	U	U	U
1,2-Dichloroethene (total)	U	U	U	U
1,1-Dichloroethene	U	U	U	U
cis-1,2-Dichloroethene	3.5	3.4	3.5	3.1
trans-1,2-Dichloroethene	U	U	U	U
Ethylbenzene	8.2	5.9	2.4	1.5
Methylene chloride	U	11 J (A)	U	U
Tetrachloroethene	U	U	U	U
1,1,1-Trichloroethane	U	U	U	U
Trichloroethene	U	U	U	U
Vinyl chloride	9.6 (AB)	7.4 (AB)	U	4.4 (AB)

MW-15	1/14/1998	10/1/1998	4/1/1999	8/5/1999	9/14/1999	10/1/2000
VOCs						
Benzene	U	U	U	100 U	100 U	U
1,1-Dichloroethane	U	U	U	100 U	100 U	U
1,2-Dichloroethane	U	U	U	100 U	100 U	U
1,2-Dichloroethene (total)	U	U	U	100 U	100 U	U
1,1-Dichloroethene	U	U	U	100 U	100 U	U
cis-1,2-Dichloroethene	U	U	U	100 U	100 U	U
trans-1,2-Dichloroethene	U	U	U	100 U	100 U	U
Ethylbenzene	U	U	U	100 U	100 U	U
Methylene chloride	U	1300 J (A)	U	100 U	100 U	U
Tetrachloroethene	10000 (ABC)	14000 (ABC)	31000 (ABC)	19000 (ABC)	14000 (ABC)	920 (ABC)
1,1,1-Trichloroethane	U	U	U	U	100 U	U
Trichloroethene	U	U	U	U	100 U	5.8 (A)
Vinyl chloride	U	U	U	U	100 U	U

MW-14	10/1/1998
VOCs	
Benzene	U
1,1-Dichloroethane	U
1,2-Dichloroethane	U
1,2-Dichloroethene (total)	U
1,1-Dichloroethene	U
cis-1,2-Dichloroethene	U
trans-1,2-Dichloroethene	U
Ethylbenzene	U
Methylene chloride	8.5 J (A)
Tetrachloroethene	U
1,1,1-Trichloroethane	U
Trichloroethene	U
Vinyl chloride	U

MW-11	10/1/1998	4/1/1999
VOCs		
Benzene	U	U
1,1-Dichloroethane	U	U
1,2-Dichloroethane	U	U
1,2-Dichloroethene (total)	U	U
1,1-Dichloroethene	U	U
cis-1,2-Dichloroethene	U	U
trans-1,2-Dichloroethene	U	U
Ethylbenzene	U	U
Methylene chloride	10 JB (A)	U
Tetrachloroethene	U	U
1,1,1-Trichloroethane	U	U
Trichloroethene	U	U
Vinyl chloride	U	U

MW-9	10/1/1998	4/1/1999
VOCs		
Benzene	U	U
1,1-Dichloroethane	U	U
1,2-Dichloroethane	U	U
1,2-Dichloroethene (total)	U	U
1,1-Dichloroethene	U	U
cis-1,2-Dichloroethene	1.1	U
trans-1,2-Dichloroethene	U	U
Ethylbenzene	U	U
Methylene chloride	7 JB (A)	U
Tetrachloroethene	U	U
1,1,1-Trichloroethane	U	U
Trichloroethene	U	U
Vinyl chloride	14 (AB)	15 (AB)

MW-33	10/1/1998	4/1/1999	10/1/2000
VOCs			
Benzene	U	U	U
1,1-Dichloroethane	U	U	U
1,2-Dichloroethane	U	U	U
1,2-Dichloroethene (total)	U	U	U
1,1-Dichloroethene	U	U	U
cis-1,2-Dichloroethene	12	14	12
trans-1,2-Dichloroethene	15	26	15
Ethylbenzene	U	U	U
Methylene chloride	64 J (A)	U	U
Tetrachloroethene	U	U	U
1,1,1-Trichloroethane	U	U	U
Trichloroethene	870 (ABC)	930 (ABC)	1200 (ABC)
Vinyl chloride	U	U	U

MW-32	4/1/1999	10/1/1999	10/1/2000
VOCs			
Benzene	U	U	U
1,1-Dichloroethane	U	U	U
1,2-Dichloroethane	U	U	U
1,2-Dichloroethene (total)	U	U	U
1,1-Dichloroethene	U	U	U
cis-1,2-Dichloroethene	28	37	36
trans-1,2-Dichloroethene	18	23	33
Ethylbenzene	U	U	U
Methylene chloride	U	150 J (A)	U
Tetrachloroethene	U	U	U
1,1,1-Trichloroethane	U	U	U
Trichloroethene	1400 (ABC)	1600 (ABC)	1800 (ABC)
Vinyl chloride	U	U	U

MW-23	10/1/1998	4/1/1999
VOCs		
Benzene	U/U	U
1,1-Dichloroethane	U/U	U
1,2-Dichloroethane	U/U	U
1,2-Dichloroethene (total)	U/U	U
1,1-Dichloroethene	U/U	U
cis-1,2-Dichloroethene	U/U	U
trans-1,2-Dichloroethene	U/U	U
Ethylbenzene	U/U	U
Methylene chloride	8.9 JB (A)/U	U
Tetrachloroethene	U/U	U
1,1,1-Trichloroethane	U/U	U
Trichloroethene	U/U	U
Vinyl chloride	U/U	U

MW-22	10/1/1998	4/1/1999
VOCs		
Benzene	U	U
1,1-Dichloroethane	U	U
1,2-Dichloroethane	U	U
1,2-Dichloroethene (total)	U	U
1,1-Dichloroethene	U	U
cis-1,2-Dichloroethene	U	U
trans-1,2-Dichloroethene	U	U
Ethylbenzene	U	U
Methylene chloride	11 JB (A)	U
Tetrachloroethene	U	U
1,1,1-Trichloroethane	U	U
Trichloroethene	U	U
Vinyl chloride	U	U

MW-24	10/1/1998	4/1/1999
VOCs		
Benzene	U/U	U
1,1-Dichloroethane	U/U	U
1,2-Dichloroethane	U/U	U
1,2-Dichloroethene (total)	U/U	U
1,1-Dichloroethene	U/U	U
cis-1,2-Dichloroethene	U/U	U
trans-1,2-Dichloroethene	U/U	U
Ethylbenzene	U/U	U
Methylene chloride	U/8.7 JB (A)	U
Tetrachloroethene	U/U	U
1,1,1-Trichloroethane	U/U	U
Trichloroethene	U/U	U
Vinyl chloride	U/U	U

MW-8	10/1/1998	4/1/1999
VOCs		
Benzene	U	U
1,1-Dichloroethane	U	U
1,2-Dichloroethane	U	U
1,2-Dichloroethene (total)	U	U
1,1-Dichloroethene	U	U
cis-1,2-Dichloroethene	U	U
trans-1,2-Dichloroethene	U	U
Ethylbenzene	U	U
Methylene chloride	9.1 (A)	U
Tetrachloroethene	U	U
1,1,1-Trichloroethane	U	U
Trichloroethene	U	U
Vinyl chloride	U	U

MW-19	10/1/1998	4/1/1999	10/1/1999
VOCs			
Benzene	U	U	U
1,1-Dichloroethane	U	U	U
1,2-Dichloroethane	U	U	U
1,2-Dichloroethene (total)	U	U	U
1,1-Dichloroethene	U	U	U
cis-1,2-Dichloroethene	U	U	U
trans-1,2-Dichloroethene	U	U	U
Ethylbenzene	U	U	U
Methylene chloride	11 J (A)	U	U
Tetrachloroethene	U	U	U
1,1,1-Trichloroethane	U	U	U
Trichloroethene	U	U	U
Vinyl chloride	U	U	U

MW-20	10/1/1998	4/1/1999
VOCs		
Benzene	U	U
1,1-Dichloroethane	U	U
1,2-Dichloroethane	U	U
1,2-Dichloroethene (total)	U	U
1,1-Dichloroethene	U	U
cis-1,2-Dichloroethene	U	U
trans-1,2-Dichloroethene	U	U
Ethylbenzene	U	U
Methylene chloride	8.3 J (A)	U
Tetrachloroethene	U	U
1,1,1-Trichloroethane	U	U
Trichloroethene	U	U
Vinyl chloride	U	U

MW-31	10/1/1998	4/1/1999	10/1/2000
VOCs			
Benzene	U	U	U
1,1-Dichloroethane	41 (A)	46 (A)	55 (A)
1,2-Dichloroethane	U	U	U
1,2-Dichloroethene (total)	U	U	3.2
1,1-Dichloroethene	11	10	12
cis-1,2-Dichloroethene	2.1	1.9	1.9
Ethylbenzene	U	U	U
Methylene chloride	9.7 J (A)	U	U
Tetrachloroethene	U	U	U
1,1,1-Trichloroethane	U	U	U
Trichloroethene	2.9	U	U
Vinyl chloride	24 (AB)	25 (AB)	35 (AB)

MW-35	7/27/1999	8/5/1999	9/14/1999	10/1/2000
VOCs				
Benzene	U/U	1 U	1 U	U
1,1-Dichloroethane	U/U	1 U	1 U	U
1,2-Dichloroethane	U/U	1 U	1 U	U
1,2-Dichloroethene (total)	U/U	1 U	1 U	U
1,1-Dichloroethene	U/U	1 U	1 U	U
cis-1,2-Dichloroethene	U/U	1 U	1 U	U
trans-1,2-Dichloroethene	U/U	1 U	1 U	U
Ethylbenzene	U/U	1 U	1 U	U
Methylene chloride	U/U	1 U	1 U	U
Tetrachloroethene	U/U	1 U	1 U	U
1,1,1-Trichloroethane	U/U	1 U	1 U	U
Trichloroethene	0.027/0.035	1 U	1 U	U
Vinyl chloride	U/U	1 U	1 U	U

MW-36	7/27/1999	8/5/1999	9/14/1999	10/1/2000
VOCs				
Benzene	U	1 U	1 U	U
1,1-Dichloroethane	U	1 U	1 U	U
1,2-Dichloroethane	U	1 U	1 U	U
1,2-Dichloroethene (total)	U	1 U	1 U	U
1,1-Dichloroethene	U	1 U	1 U	U
cis-1,2-Dichloroethene	U	1 U	1 U	U
trans-1,2-Dichloroethene	U	1 U	1 U	U
Ethylbenzene	U	1 U	1 U	U
Methylene chloride	U	1 U	1 U	U
Tetrachloroethene	U	1 U	1 U	U
1,1,1-Trichloroethane	U	1 U	1 U	U
Trichloroethene	U	1 U	1 U	U
Vinyl chloride	U	1 U	1 U	U

MW-34	7/27/1999	8/5/1999	9/14/1999	10/1/2000
VOCs				
Benzene	U	1 U/1 U	1 U	U
1,1-Dichloroethane	U	1 U/1 U	1 U	U
1,2-Dichloroethane	U	1 U/1 U	1 U	U
1,2-Dichloroethene (total)	U	1 U/1 U	1 U	U
1,1-Dichloroethene	U	1 U/1 U	1 U	U
cis-1,2-Dichloroethene	U	1 U/1 U	1 U	U
trans-1,2-Dichloroethene	U	1 U/1 U	1 U	U
Ethylbenzene	U	1 U/1 U	1 U	U
Methylene chloride	U	1 U/1 U	1 U	U
Tetrachloroethene	U	34 (A)/31 (A)	22 (A)	21 (A)
1,1,1-Trichloroethane	U	1 U/1 U	1 U	U
Trichloroethene	0.065	1 U/1 U	1 U	U
Vinyl chloride	U	1 U/1 U	1 U	U

MW-49-11	10/1/2000
VOCs	
Benzene	U
1,1-Dichloroethane	U
1,2-Dichloroethane	U
1,2-Dichloroethene (total)	U
1,1-Dichloroethene	U
cis-1,2-Dichloroethene	1.1
trans-1,2-Dichloroethene	U
Ethylbenzene	U
Methylene chloride	U
Tetrachloroethene	U
1,1,1-Trichloroethane	U
Trichloroethene	1.1
Vinyl chloride	U

MW-50-11	10/1/2000
VOCs	
Benzene	U
1,1-Dichloroethane	U
1,2-Dichloroethane	U
1,2-Dichloroethene (total)	U
1,1-Dichloroethene	U
cis-1,2-Dichloroethene	1.1
trans-1,2-Dichloroethene	U
Ethylbenzene	U
Methylene chloride	U
Tetrachloroethene	U
1,1,1-Trichloroethane	U
Trichloroethene	1.1
Vinyl chloride	U

MW-48-11	10/1/2000
VOCs	
Benzene	U
1,1-Dichloroethane	U
1,2-Dichloroethane	U
1,2-Dichloroethene (total)	U
1,1-Dichloroethene	U
cis-1,2-Dichloroethene	1.1
trans-1,2-Dichloroethene	U
Ethylbenzene	U
Methylene chloride	U
Tetrachloroethene	U
1,1,1-Trichloroethane	U
Trichloroethene	1.1
Vinyl chloride	U

MW-45-11	10/1/2000
VOCs	
Benzene	U
1,1-Dichloroethane	U
1,2-Dichloroethane	U
1,2-Dichloroethene (total)	U
1,1-Dichloroethene	U
cis-1,2-Dichloroethene	1.1
trans-1,2-Dichloroethene	U
Ethylbenzene	U
Methylene chloride	U
Tetrachloroethene	U
1,1,1-Trichloroethane	U
Trichloroethene	U
Vinyl chloride	U

MW-44-11	10/1/2000
VOCs	
Benzene	U
1,1-Dichloroethane	U
1,2-Dichloroethane	U
1,2-Dichloroethene (total)	U
1,1-Dichloroethene	U
cis-1,2-Dichloroethene	1.1
trans-1,2-Dichloroethene	U
Ethylbenzene	U
Methylene chloride	U
Tetrachloroethene	U
1,1,1-Trichloroethane	U
Trichloroethene	U
Vinyl chloride	U

MW-21(ABANDONED)	10/1/2000
VOCs	
Benzene	U
1,1-Dichloroethane	U
1,2-Dichloroethane	U
1,2-Dichloroethene (total)	U
1,1-Dichloroethene	U
cis-1,2-Dichloroethene	1.1
trans-1,2-Dichloroethene	U
Ethylbenzene	U
Methylene chloride	U
Tetrachloroethene	U
1,1,1-Trichloroethane	U
Trichloroethene	U
Vinyl chloride	U

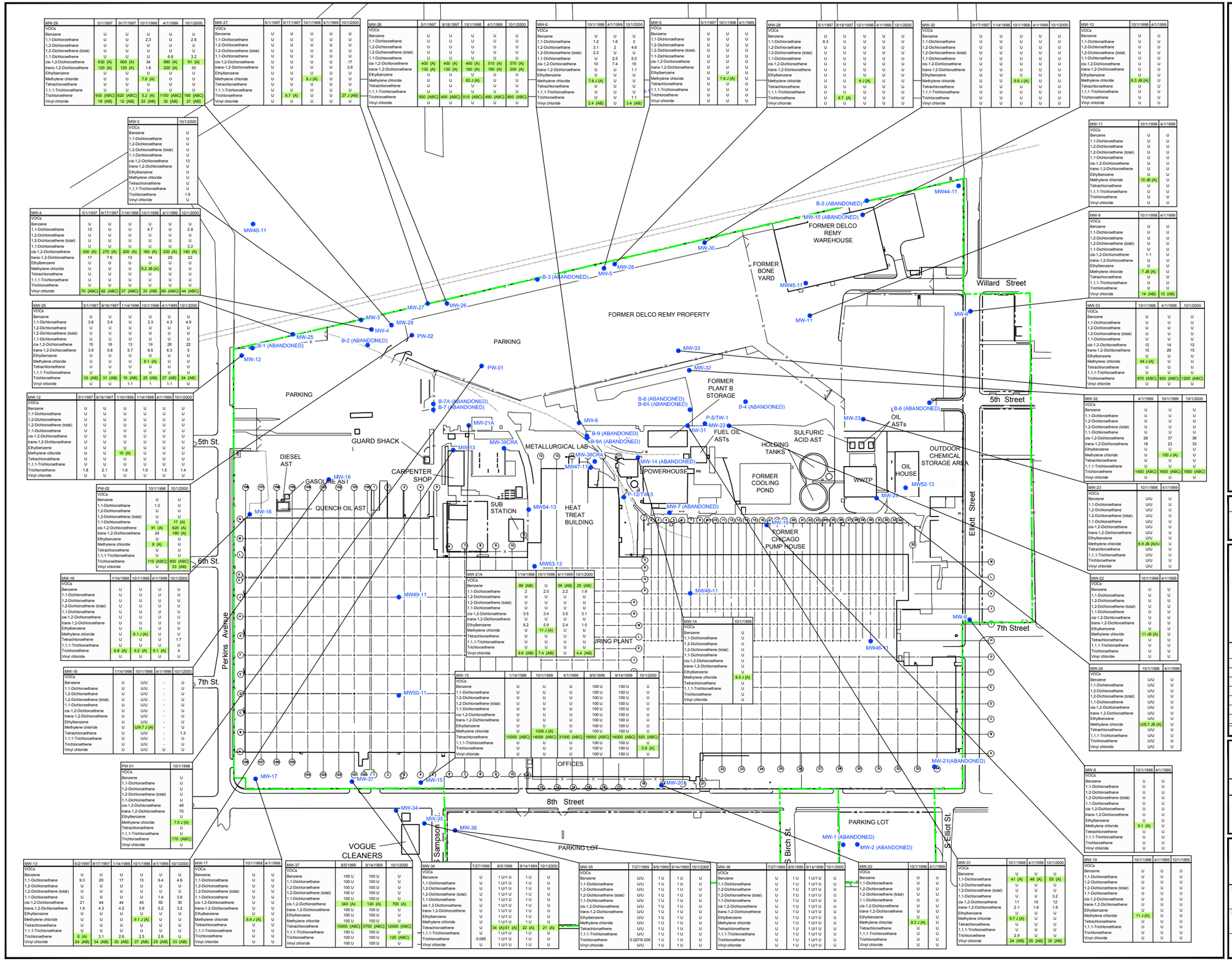

0 50 100ft

LEGEND

- RAILROAD
- FENCE
- APPROXIMATE SITE BOUNDARY
- MW51-11 ● MONITORING WELL LOCATION

MW-14	10/1/1998
VO

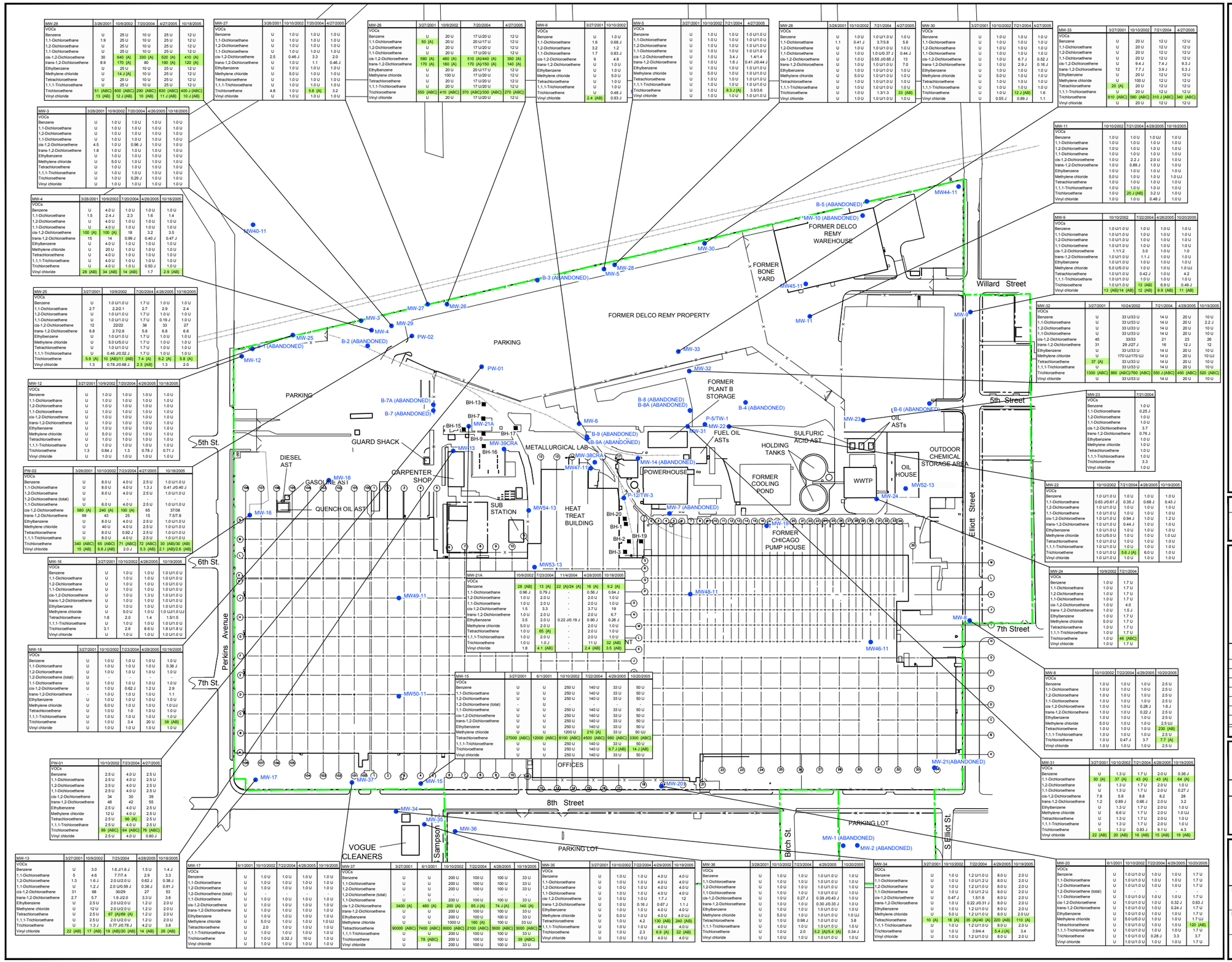

MW-29	3/26/2001	10/9/2002	7/20/2004	4/27/2005	10/18/2005
VOCs					
Benzene	U	25 U	10 U	25 U	12 U
1,1-Dichloroethane	1.9	25 U	10 U	25 U	12 U
1,2-Dichloroethane	U	25 U	10 U	25 U	12 U
1,1-Dichloroethene	U	25 U	10 U	25 U	12 U
cis-1,2-Dichloroethene	30	640 (A)	330 (A)	520 (A)	410 (A)
trans-1,2-Dichloroethene	8.9	170 (A)	80	190 (A)	120 (A)
Ethylbenzene	U	25 U	10 U	25 U	12 U
Methylene chloride	U	14 J (A)	10 U	25 U	12 U
Tetrachloroethene	U	25 U	10 U	25 U	12 U
1,1,1-Trichloroethane	U	25 U	10 U	25 U	12 U
Trichloroethene	51 (ABC)	600 (ABC)	290 (ABC)	830 (ABC)	400 J (ABC)
Vinyl chloride	13 (AB)	12 J (AB)	10 (AB)	11 J (AB)	10 J (AB)

MW-27	3/26/2001	10/10/2002	7/20/2004	4/27/2005
VOCs				
Benzene	U	1.0 U	1.0 U	1.0 U
1,1-Dichloroethane	U	1.0 U	1.0 U	1.0 U
1,2-Dichloroethane	U	1.0 U	1.0 U	1.0 U
1,1-Dichloroethene	U	1.0 U	1.0 U	1.0 U
cis-1,2-Dichloroethene	2.5	0.46 J	3.3	2.0
trans-1,2-Dichloroethene	U	1.0 U	1.1	0.46 J
Ethylbenzene	U	1.0 U	1.0 U	1.0 U
Methylene chloride	U	5.0 U	1.0 U	1.0 U
Tetrachloroethene	U	1.0 U	1.0 U	1.0 U
1,1,1-Trichloroethane	U	1.0 U	1.0 U	1.0 U
Trichloroethene	4.8	1.0 U	5.6 (A)	3.2
Vinyl chloride	U	1.0 U	1.0 U	1.0 U

MW-26	3/27/2001	10/9/2002	7/20/2004	4/27/2005
VOCs				
Benzene	U	20 U	17 U/20 U	12 U
1,1-Dichloroethane	50 (A)	20 U	20 U/17 U	12 U
1,2-Dichloroethane	U	20 U	17 U/20 U	12 U
1,1-Dichloroethene	U	20 U	17 U/20 U	12 U
cis-1,2-Dichloroethene	580 (A)	480 (A)	510 (A)/440 (A)	350 (A)
trans-1,2-Dichloroethene	170 (A)	180 (A)	170 (A)/150 (A)	140 (A)
Ethylbenzene	U	20 U	20 U/17 U	12 U
Methylene chloride	U	100 U	17 U/20 U	12 U
Tetrachloroethene	U	20 U	17 U/20 U	12 U
1,1,1-Trichloroethane	U	20 U	17 U/20 U	12 U
Trichloroethene	550 (ABC)	410 (ABC)	370 (ABC)/330 (ABC)	270 (ABC)
Vinyl chloride	U	20 U	17 U/20 U	12 U

MW-6	3/27/2001	10/10/2002
VOCs		
Benzene	U	1.0 U
1,1-Dichloroethane	1.6	0.68 J
1,2-Dichloroethane	3.2	1.2
1,1-Dichloroethene	1.7	0.83 J
cis-1,2-Dichloroethene	9	4.8
trans-1,2-Dichloroethene	U	1.0 U
Ethylbenzene	U	1.0 U
Methylene chloride	U	5.0 U
Tetrachloroethene	U	1.0 U
1,1,1-Trichloroethane	U	1.0 U
Trichloroethene	U	0.48 J
Vinyl chloride	2.4 (AB)	0.93 J

MW-5	3/27/2001	10/10/2002	7/21/2004	4/27/2005
VOCs				
Benzene	U	1.0 U	1.0 U	1.0 U/1.0 U
1,1-Dichloroethane	U	1.0 U	1.0 U	1.0 U/1.0 U
1,2-Dichloroethane	U	1.0 U	1.0 U	1.0 U/1.0 U
1,1-Dichloroethene	U	1.0 U	1.0 U	1.0 U/1.0 U
cis-1,2-Dichloroethene	U	1.0 U	3.4 J	1.4/1.4
trans-1,2-Dichloroethene	U	1.0 U	1.6 J	0.41 J/0.44 J
Ethylbenzene	U	1.0 U	1.0 U	1.0 U/1.0 U
Methylene chloride	U	5.0 U	1.0 U	1.0 U/1.0 U
Tetrachloroethene	U	1.0 U	1.0 U	1.0 U/1.0 U
1,1,1-Trichloroethane	U	1.0 U	1.0 U	1.0 U/1.0 U
Trichloroethene	U	1.0 U	8.3 J (A)	3.5/3.6
Vinyl chloride	U	1.0 U	1.0 U	1.0 U/1.0 U

MW-28	3/28/2001	10/10/2002	7/21/2004	4/27/2005
VOCs				
Benzene	U	1.0 U	1.0 U/1.0 U	1.0 U
1,1-Dichloroethane	U	0.41 J	3.7/3.8	5.6
1,2-Dichloroethane	U	1.0 U	1.0 U/1.0 U	1.0 U
1,1-Dichloroethene	U	1.0 U	1.0 U/1.0 U	1.0 U/1.0 U
cis-1,2-Dichloroethene	U	1.0 U	3.4 J	1.4/1.4
trans-1,2-Dichloroethene	U	1.0 U	1.6 J	0.41 J/0.44 J
Ethylbenzene	U	1.0 U	1.0 U	1.0 U/1.0 U
Methylene chloride	U	5.0 U	1.0 U	1.0 U/1.0 U
Tetrachloroethene	U	1.0 U	1.0 U	1.0 U/1.0 U
1,1,1-Trichloroethane	U	1.0 U	1.0 U	1.0 U/1.0 U
Trichloroethene	U	1.0 U	1.3/1.3	33 (AB)
Vinyl chloride	U	1.0 U	1.0 U/1.0 U	1.0 U

MW-30	3/27/2001	10/10/2002	7/21/2004	4/27/2005
VOCs				
Benzene	U	1.0 U	1.0 U	1.0 U
1,1-Dichloroethane	U	1.0 U	1.0 U	1.0 U
1,2-Dichloroethane	U	1.0 U	1.0 U	1.0 U
1,1-Dichloroethene	U	1.0 U	1.0 U	1.0 U
cis-1,2-Dichloroethene	U	1.0 U	6.7 J	0.52 J
trans-1,2-Dichloroethene	U	1.0 U	2.9 J	0.16 J
Ethylbenzene	12	7.7 J	3.9 J	5.3 J
Methylene chloride	U	5.0 U	1.0 U	1.0 U
Tetrachloroethene	U	100 U	12 U	12 U
Trichloroethene	20 (A)	20 U	12 U	12 U
1,1,1-Trichloroethane	U	20 U	12 U	12 U
Vinyl chloride	810 (ABC)	580 (ABC)	310 J (ABC)	340 (ABC)

MW-33	3/27/2001	10/10/2002	7/21/2004	4/27/2005
VOCs				
Benzene	U	20 U	12 U	12 U
1,1-Dichloroethane	U	20 U	12 U	12 U
1,2-Dichloroethane	U	20 U	12 U	12 U
1,1-Dichloroethene	U	20 U	12 U	12 U
cis-1,2-Dichloroethene	U	9.4 J	7.4 J	9.3 J
trans-1,2-Dichloroethene	12	7.7 J	3.9 J	5.3 J
Ethylbenzene	U	20 U	12 U	12 U
Methylene chloride	U	100 U	12 U	12 U
Tetrachloroethene	20 (A)	20 U	12 U	12 U
1,1,1-Trichloroethane	U	20 U	12 U	12 U
Trichloroethene	810 (ABC)	580 (ABC)	310 J (ABC)	340 (ABC)
Vinyl chloride	U	20 U	12 U	12 U

MW-3	3/26/2001	10/9/2002	7/20/2004	4/26/2005	10/18/2005
VOCs					
Benzene	U	1.0 U	1.0 U	1.0 U	1.0 U
1,1-Dichloroethane	U	1.0 U	1.0 U	1.0 U	1.0 U
1,2-Dichloroethane	U	1.0 U	1.0 U	1.0 U	1.0 U
1,1-Dichloroethene	U	1.0 U	1.0 U	1.0 U	1.0 U
cis-1,2-Dichloroethene	4.5	1.0 U	0.96 J	1.0 U	1.0 U
trans-1,2-Dichloroethene	1.8	1.0 U	1.0 U	1.0 U	1.0 U
Ethylbenzene	U	1.0 U	1.0 U	1.0 U	1.0 U
Methylene chloride	U	5.0 U	1.0 U	1.0 U	1.0 U
Tetrachloroethene	U	1.0 U	1.0 U	1.0 U	1.0 U
1,1,1-Trichloroethane	U	1.0 U	1.0 U	1.0 U	1.0 U
Trichloroethene	U	1.0 U	0.29 J	1.0 U	1.0 U
Vinyl chloride	U	1.0 U	1.0 U	1.0 U	1.0 U

MW-4	3/28/2001	10/9/2002	7/20/2004	4/26/2005	10/18/2005
VOCs					
Benzene	U	4.0 U	1.0 U	1.0 U	1.0 U
1,1-Dichloroethane	1.5	2.4 J	2.3	1.6	1.4
1,2-Dichloroethane	U	4.0 U	1.0 U	1.0 U	1.0 U
1,1-Dichloroethene	U	4.0 U	1.0 U	1.0 U	1.0 U
cis-1,2-Dichloroethene	100 (A)	100 (A)	18	3.2	3.5
trans-1,2-Dichloroethene	15	14	0.99 J	0.40 J	0.47 J
Ethylbenzene	U	4.0 U	1.0 U	1.0 U	1.0 U
Methylene chloride	U	20 U	1.0 U	1.0 U	1.0 U
Tetrachloroethene	U	4.0 U	1.0 U	1.0 U	1.0 U
1,1,1-Trichloroethane	U	4.0 U	1.0 U	1.0 U	1.0 U
Trichloroethene	U	4.0 U	1.0 U	0.50 J	1.0 U
Vinyl chloride	28 (AB)	34 (AB)	14 (AB)	1.7	2.9 (AB)

MW-25	3/27/2001	10/9/2002	7/20/2004	4/26/2005	10/18/2005
VOCs					
Benzene	U	1.0 U/1.0 U	1.7 U	1.0 U	1.0 U
1,1-Dichloroethane	2.7	2.2/2.1	2.7	2.9	2.4
1,2-Dichloroethane	U	1.0 U/1.0 U	1.7 U	1.0 U	1.0 U
1,1-Dichloroethene	U	1.0 U/1.0 U	1.7 U	0.19 J	1.0 U
cis-1,2-Dichloroethene	12	22/22	38	33	27
trans-1,2-Dichloroethene	6.8	2.7/2.8	5.8	6.8	6.6
Ethylbenzene	U	1.0 U/1.0 U	1.7 U	1.0 U	1.0 U
Methylene chloride	U	5.0 U/5.0 U	1.7 U	1.0 U	1.0 U
Tetrachloroethene	U	1.0 U/1.0 U	1.7 U	1.0 U	1.0 U
1,1,1-Trichloroethane	U	0.46 J/0.52 J	1.7 U	1.0 U	1.0 U
Trichloroethene	5.9 (A)	10 (AB)/11 (AB)	7.4 (A)	6.2 (A)	5.8 (A)
Vinyl chloride	1.3	0.78 J/0.68 J	2.3 (AB)	1.3	2.0

MW-12	3/27/2001	10/9/2002	7/20/2004	4/26/2005	10/18/2005
VOCs					
Benzene	U	1.0 U	1.0 U	1.0 U	1.0 U
1,1-Dichloroethane	U	1.0 U	1.0 U	1.0 U	1.0 U
1,2-Dichloroethane	U	1.0 U	1.0 U	1.0 U	1.0 U
1,1-Dichloroethene	U	1.0 U	1.0 U	1.0 U	1.0 U
cis-1,2-Dichloroethene	U	1.0 U	1.0 U	1.0 U	1.0 U
trans-1,2-Dichloroethene	U	1.0 U	1.0 U	1.0 U	1.0 U
Ethylbenzene	U	1.0 U	1.0 U	1.0 U	1.0 U
Methylene chloride	U	5.0 U	1.0 U	1.0 U	1.0 U
Tetrachloroethene	U	1.0 U	1.0 U	1.0 U	1.0 U
1,1,1-Trichloroethane	U	1.0 U	1.0 U	1.0 U	1.0 U
Trichloroethene	1.3	0.64 J	1.3	0.78 J	0.71 J
Vinyl chloride	U	1.0 U	1.0 U	1.0 U	1.0 U

PW-02	3/26/2001	10/10/2002	7/23/2004	4/27/2005	10/18/2005
VOCs					
Benzene	U	8.0 U	4.0 U	2.5 U	1.0 U/1.0 U
1,1-Dichloroethane	U	8.0 U	4.0 U	1.3 J	0.41 J/0.40 J
1,2-Dichloroethane	U	8.0 U	4.0 U	2.5 U	1.0 U/1.0 U
1,2-Dichloroethene (total)	U	-	-	-	-
1,1-Dichloroethene	U	8.0 U	4.0 U	2.5 U	1.0 U/1.0 U
cis-1,2-Dichloroethene	580 (A)	240 (A)	100 (A)	65	37/36
trans-1,2-Dichloroethene	99	43	25	15	7.5/7.8
Ethylbenzene	U	8.0 U	4.0 U	2.5 U	1.0 U/1.0 U
Methylene chloride	U	40 U	4.0 U	2.5 U	1.0 U/1.0 U
Tetrachloroethene	U	8.0 U	0.92 J	2.5 U	1.0 U/1.0 U
1,1,1-Trichloroethane	U	8.0 U	4.0 U	2.5 U	1.0 U/1.0 U
Trichloroethene	340 (ABC)	65 (ABC)	71 (ABC)	72 (ABC)	30 (AB)/30 (AB)
Vinyl chloride	15 (AB)	6.8 J (AB)	2.0 J	5.3 (AB)	2.1 (AB)/2.6 (AB)

MW-16	3/27/2001	10/10/2002	4/28/2005	10/19/2005
VOCs				
Benzene	U	1.0 U	1.0 U	1.0 U/1.0 U
1,1-Dichloroethane	U	1.0 U	1.0 U	1.0 U/1.0 U
1,2-Dichloroethane	U	1.0 U	1.0 U	1.0 U/1.0 U
1,1-Dichloroethene	U	1.0 U	1.0 U	1.0 U/1.0 U
cis-1,2-Dichloroethene	U	1.0 U	1.3 U	1.0 U/1.0 U
trans-1,2-Dichloroethene	U	1.0 U	1.0 U	1.0 U/1.0 U
Ethylbenzene	U	1.0 U	1.0 U	1.0 U/1.0 U
Methylene chloride	U	5.0 U	1.0 U	1.0 U/1.0 U
Tetrachloroethene	1.8	2.0	1.4	1.5/1.5
1,1,1-Trichloroethane	U	1.0 U	1.0 U	1.0 U/1.0 U
Trichloroethene	3.1	2.6	8.6 J	1.8 U/1.8 U
Vinyl chloride	U	1.0 U	1.0 U	1.0 U/1.0 U

MW-18	3/27/2001	10/10/2002	7/23/2004	4/28/2005	10/19/2005
VOCs					
Benzene	U	1.0 U	1.0 U	1.0 U	1.0 U
1,1-Dichloroethane	U	1.0 U	1.0 U	1.0 U	0.36 J
1,2-Dichloroethane	U	1.0 U	1.0 U	1.0 U	1.0 U
1,2-Dichloroethene (total)	U	-	-	-	-
1,1-Dichloroethene	U	1.0 U	1.0 U	1.0 U	1.0 U
cis-1,2-Dichloroethene	U	1.0 U	0.62 J	1.2 U	2.9
trans-1,2-Dichloroethene	-	1.0 U	1.0 U	1.0 U	1.1
Ethylbenzene	U	1.0 U	1.0 U	1.0 U	1.0 U
Methylene chloride	U	5.0 U	1.0 U	1.0 U	1.0 U
Tetrachloroethene	U	1.0 U	1.0	1.0 U	1.0 U
1,1,1-Trichloroethane	U	1.0 U	1.0 U	1.0 U	1.0 U
Trichloroethene	U	1.0 U	3.4	20 U	38 (AB)
Vinyl chloride	U	1.0 U	1.0 U	1.0 U	1.0 U

PW-01	10/10/2002	7/23/2004	4/27/2005
VOCs			
Benzene	2.5 U	4.0 U	2.5 U
1,1-Dichloroethane	2.5 U	4.0 U	2.5 U
1,2-Dichloroethane	2.5 U	4.0 U	2.5 U
1,1-Dichloroethene	2.5 U	4.0 U	2.5 U
cis-1,2-Dichloroethene	34	30	39
trans-1,2-Dichloroethene	48	42	55
Ethylbenzene	2.5 U	4.0 U	2.5 U
Methylene chloride	12 U	4.0 U	2.5 U
Tetrachloroethene	2.5 U	98 (A)	2.5 U
1,1,1-Trichloroethane	2.5 U	4.0 U	2.5 U
Trichloroethene	89 (ABC)	64 (ABC)	76 (ABC)
Vinyl chloride	2.5 U	4.0 U	0.80 J

MW-13	3/27/2001	10/9/2002	7/23/2004	4/28/2005	10/18/2005
VOCs					
Benzene	U	3.0	1.6 J/1.6 J	1.5 U	1.4 J
1,1-Dichloroethane	5	4.6	7.7/7.4	2.9	3.3
1,2-Dichloroethane	1.3	1.6 J	2.0 U/2.0 U	0.62 J	0.38 J
1,1-Dichloroethene	U	1.2 J	2.0 U/0.59 J	0.38 J	0.91 J
cis-1,2-Dichloroethene	31	68	30/29	27	53
trans-1,2-Dichloroethene	2.7	5.7	1.9 J/2.0	3.3 U	3.6
Ethylbenzene	U	2.5 U	2.0 U/2.0 U	1.2 U	2.0 U
Methylene chloride	U	12 U	2.0 U/2.0 U	1.2 U	2.0 U
Tetrachloroethene	U	2.5 U	67 (A)/69 (A)	1.2 U	2.0 U
1,1,1-Trichloroethane	U	2.5 U	2.0 U/2.0 U	1.2 U	2.0 U
Trichloroethene	U	1.3 J	0.77 J/0.78 J	4.2 U	3.8
Vinyl chloride	22 (AB)	17 (AB)	19 (AB)/20 (AB)	14 (AB)	26 (AB)

MW-17	6/1/2001	10/10/2002	7/22/2004	4/28/2005	10/19/2005
VOCs					
Benzene	U	1.0 U	1.0 U	1.0 U	1.0 U
1,1-Dichloroethane	U	1.0 U	1.0 U	1.0 U	1.0 U
1,2-Dichloroethane	U	1.0 U	1.0 U	1.0 U	1.0 U
1,2-Dichloroethene (total)	U	-	-	-	-
1,1-Dichloroethene	U	1.0 U	1.0 U	1.0 U	1.0 U
cis-1,2-Dichloroethene	U	1.0 U	1.0 U	1.0 U	1.0 U
trans-1,2-Dichloroethene	U	1.0 U	1.0 U	1.0 U	1.0 U
Ethylbenzene	U	1.0 U	1.0 U	1.0 U	1.0 U
Methylene chloride	U	5.0 U	1.0 U	1.0 U	1.0 U
Tetrachloroethene	U	2.0	1.0 U	1.0 U	1.0 U
1,1,1-Trichloroethane	U	1.0 U	1.0 U	1.0 U	1.0 U
Trichloroethene	U	1.0 U	0.32 J	10 U	1.0 U
Vinyl chloride	U	1.0 U	1.0 U	1.0 U	1.0 U

MW-37	3/27/2001	6/1/2001	10/10/2002	7/22/2004	4/28/2005	10/19/2005
VOCs						
Benzene	U	U	200 U	100 U	100 U	33 U
1,1-Dichloroethane	U	U	200 U	100 U	100 U	33 U
1,2-Dichloroethane	U	U	200 U	100 U	100 U	33 U
1,2-Dichloroethene (total)	-	-	-	-	-	-
1,1-Dichloroethene	U	U	200 U	100 U	100 U	33 U
cis-1,2-Dichloroethene	3400 (A)	480 (A)	200 (A)	85 J (A)	74 J (A)	140 (A)
trans-1,2-Dichloroethene	U	U	200 U	100 U	100 U	33 U
Ethylbenzene	U	U	200 U	100 U	100 U	33 U
Methylene chloride	U	U	1000 U	180 (A)	100 U	33 U
Tetrachloroethene	90000 (ABC)	7400 (ABC)	6000 (ABC)	2100 (ABC)	3600 (ABC)	3000 (ABC)
1,1,1-Trichloroethane	U	U	200 U	100 U	100 U	33 U
Trichloroethene	U	78 (ABC)	200 U	100 U	100 U	39 (ABC)
Vinyl chloride	U	U	200 U	100 U	100 U	33 U

MW-35	3/27/2001	10/10/2002	7/22/2004	4/29/2005	10/19/2005
VOCs					
Benzene	U	1.0 U	1.0 U	4.0 U	4.0 U
1,1-Dichloroethane	U	1.0 U	1.0 U	4.0 U	4.0 U
1,2-Dichloroethane	U	1.0 U	1.0 U	4.0 U	4.0 U
1,1-Dichloroethene	U	1.0 U	1.0 U	4.0 U	4.0 U
cis-1,2-Dichloroethene	U	1.0 U	0.16 J	0.67 J	1.1 J
trans-1,2-Dichloroethene	U	1.0 U	1.0 U	4.0 U	4.0 U
Ethylbenzene	U	1.0 U	1.0 U	4.0 U	4.0 U
Methylene chloride	U	5.0 U	1.0 U	4.0 U	4.0 U
Tetrachloroethene	U	1.0 U	4.2	130 (AB)	240 (AB)
1,1,1-Trichloroethane	U	1.0 U	1.0 U	4.0 U	4.0 U
Trichloroethene	U	1.0 U	2.3	6.9 (A)	22 (AB)
Vinyl chloride	U	1.0 U	1.0 U	4.0 U	4.0 U

MW-36	3/28/2001	10/10/2002	7/23/2004	4/29/2005	10/20/2005
VOCs					
Benzene	U	1.0 U	1.0 U	1.0 U/1.0 U	1.0 U
1,1-Dichloroethane	U	1.0 U	1.0 U	1.0 U/1.0 U	1.0 U
1,2-Dichloroethane	U	1.0 U	1.0 U	1.0 U/1.0 U	1.0 U
1,1-Dichloroethene	U	1.0 U	1.0 U	1.0 U/1.0 U	1.0 U
cis-1,2-Dichloroethene	U	1.0 U	0.27 J	0.39 J/0.43 J	1.0 U
trans-1,2-Dichloroethene	U	1.0 U	1.0 U	0.30 J/0.33 J	1.0 U
Ethylbenzene	U	1.0 U	1.0 U	1.0 U/1.0 U	1.0 U
Methylene chloride	U	5.0 U	1.0 U	1.0 U/1.0 U	1.0 U
Tetrachloroethene	U	1.0 U	0.98 J	1.0 U/1.0 U	3.8
1,1,1-Trichloroethane	U	1.0 U	1.0 U	1.0 U/1.0 U	1.0 U
Trichloroethene	U	1.0 U	2.0	5.2 J/5.4 (A)	0.34 J
Vinyl chloride	U	1.0 U	1.0 U	1.0 U/1.0 U	1.0 U

MW-11	10/10/2002	7/21/2004	4/28/2005	10/19/2005
VOCs				
Benzene	1.0 U	1.0 U	1.0 U	1.0 U
1,1-Dichloroethane	1.0 U	1.0 U	1.0 U	1.0 U
1,2-Dichloroethane	1.0 U	1.0 U	1.0 U	1.0 U
1,1-Dichloroethene	1.0 U	1.0 U	1.0 U	1.0 U
cis-1,2-Dichloroethene	1.0 U	2.2 J	2.0 U	1.0 U
trans-1,2-Dichloroethene	1.0 U	0.89 J	1.0 U	1.0 U
Ethylbenzene	1.0 U	1.0 U	1.0 U	1.0 U
Methylene chloride	5.0 U	1.0 U	1.0 U	1.0 U
Tetrachloroethene	1.0 U	1.0 U	1.0 U	1.0 U
1,1,1-Trichloroethane	1.0 U	1.0 U	1.0 U	1.0 U
Trichloroethene	1.0 U	20 J (AB)	3.2 U	1.0 U
Vinyl chloride	1.0 U	1.0 U	0.48 J	1.0 U

MW-9	10/10/2002	7/22/2004	4/28/2005	10/20/2005
VOCs				
Benzene	1.0 U/1.0 U	1.0 U	1.0 U	1.0 U
1,1-Dichloroethane	1.0 U/1.0 U	1.0 U	1.0 U	1.0 U
1,2-Dichloroethane	1.0 U/1.0 U	1.0 U	1.0 U	1.0 U
1,1-Dichloroethene	1.0 U/1.0 U	1.0 U	1.0 U	1.0 U
cis-1,2-Dichloroethene	1.1/1.2	3.0	1.0 U	1.0
trans-1,2-Dichloroethene	1.0 U/1.0 U	1.1 J	1.0 U	1.0 U
Ethylbenzene	1.0 U/1.0 U	1.0 U	1.0 U	1.0 U
Methylene chloride	5.0 U/5.0 U	1.0 U	1.0 U	1.0 U/U
Tetrachloroethene	1.0 U/1.0 U	0.42 J	1.0 U	4.2
1,1,1-Trichloroethane	1.0 U/1.0 U	1.0 U	1.0 U	1.0 U
Trichloroethene	1.0 U/1.0 U	13 (AB)	6.9 U	0.49 J
Vinyl chloride	13 (AB)/14 (AB)	12 (AB)	8.9 (AB)	11 (AB)

MW-32	3/27/2001	10/24/2002	7/21/2004	4/28/2005	10/19/2005
VOCs					
Benzene	U	33 U/33 U	14 U	20 U	10 U
1,1-Dichloroethane	U	33 U/33 U	14 U	20 U	2.2 J
1,2-Dichloroethane	U	33 U/33 U	14 U	20 U	10 U
1,1-Dichloroethene	U	33 U/33 U	14 U	20 U	10 U
cis-1,2-Dichloroethene	45	33/33	21	23	26
trans-1,2-Dichloroethene	31	29 J/27 J	16	12 J	12
Ethylbenzene	U	33 U/33 U	14 U	20 U	10 U
Methylene chloride	U	170 UJ/170 UJ	14 U	20 U	10 UJ
Tetrachloroethene	37 (A)	33 U/33 U	14 U	20 U	10 U
1,1,1-Trichloroethane	U	33 U/33 U	14 U	20 U	10 U
Trichloroethene	1300 (ABC)	860 (ABC)/760 (ABC)	550 J (ABC)	450 (ABC)	520 (ABC)
Vinyl chloride	U	33 U/33 U	14 U	20 U	10 U

MW-23	7/21/2004
VOCs	
Benzene	1.0 U
1,1-Dichloroethane	0.25 J
1,2-Dichloroethane	1.0 U
1,1-Dichloroethene	1.0 U
cis-1,2-Dichloroethene	3.7
trans-1,2-Dichloroethene	0.76 J
Ethylbenzene	1.0 U
Methylene chloride	1.0 U
Tetrachloroethene	1.0 U
1,1,1-Trichloroethane	1.0 U
Trichloroethene	3.3
Vinyl chloride	1.0 U

MW-22	10/10/2002	7/21/2004	4/28/2005	10/19/2005
VOCs				
Benzene	1.0 U/1.0 U	1.0 U	1.0 U	1.0 U
1,1-Dichloroethane	0.63 J/0.61 J	0.35 J	0.68 J	0.43 J
1,2-Dichloroethane	1.0 U/1.0 U	1.0 U	1.0 U	1.0 U
1,1-Dichloroethene	1.0 U/1.0 U	1.0 U	1.0 U	1.0 U
cis-1,2-Dichloroethene	1.0 U/1.0 U	0.94 J	1.0 U	1.2 U
trans-1,2-Dichloroethene	1.0 U/1.0 U	0.44 J	1.0 U	1.0 U
Ethylbenzene	1.0 U/1.0 U	1.0 U	1.0 U	1.0 U
Methylene chloride	5.0 U/5.0 U	1.0 U	1.0 U	1.0 U
Tetrachloroethene	1.0 U/1.0 U	1.0 U	1.0 U	1.0 U
1,1,1-Trichloroethane	1.0 U/1.0 U	1.0 U	1.0 U	1.0 U
Trichloroethene	1.0 U/1.0 U	5.6 J (A)	6.0 U	1.0 U
Vinyl chloride	1.0 U/1.0 U	1.0 U	1.0 U	1.0 U

MW-24	10/9/2002	7/21/2004
VOCs		
Benzene	1.0 U	1.7 U
1,1-Dichloroethane	1.0 U	1.7 U
1,2-Dichloroethane	1.0 U	1.7 U
1,1-Dichloroethene	1.0 U	1.7 U
cis-1,2-Dichloroethene	1.0 U	4.0
trans-1,2-Dichloroethene	1.0 U	1.5 J

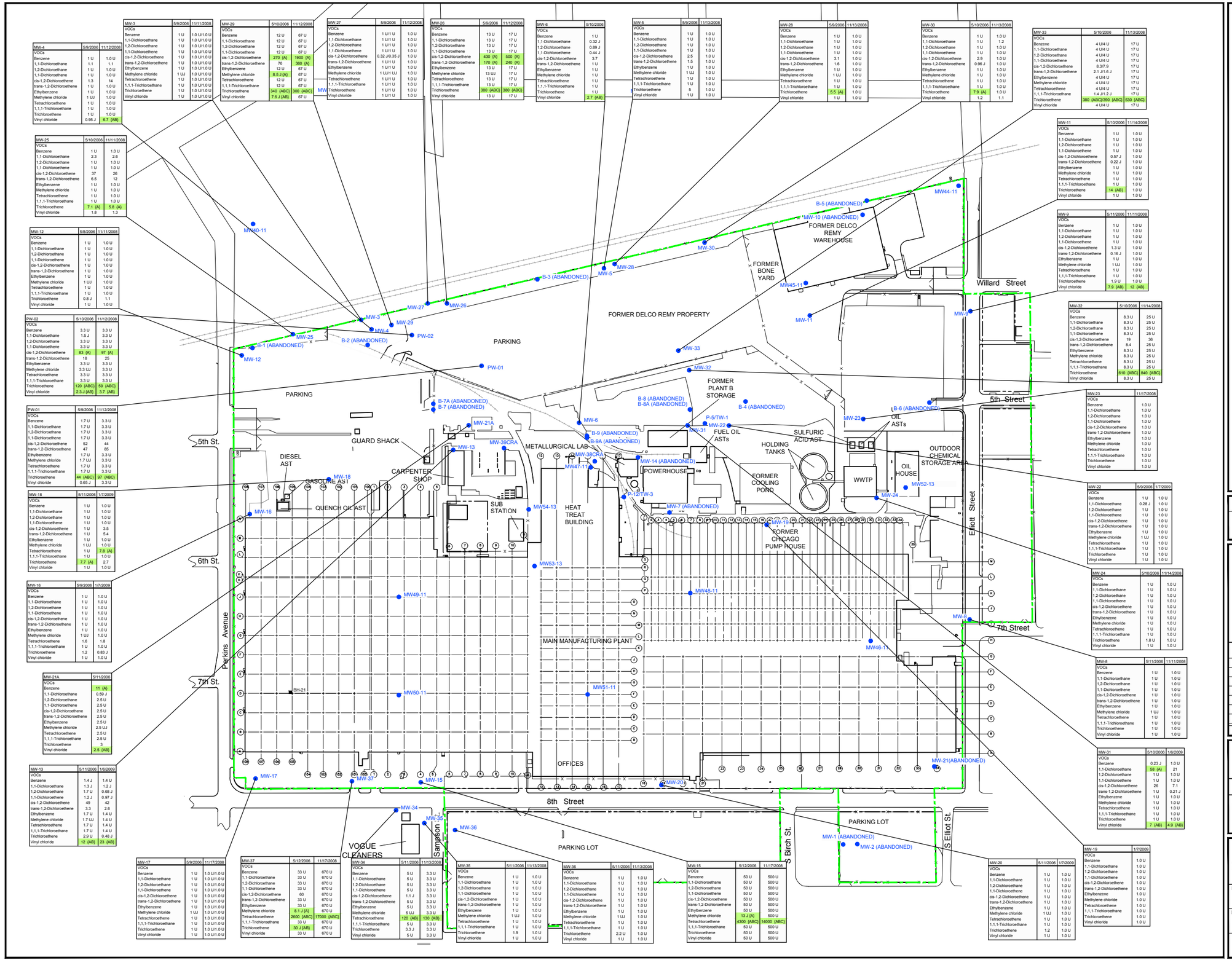

MW-3	5/9/2006	11/11/2008
VOCs		
Benzene	1 U	1.0 U/1.0 U
1,1-Dichloroethane	1 U	1.0 U/1.0 U
1,2-Dichloroethane	1 U	1.0 U/1.0 U
1,1-Dichloroethene	1 U	1.0 U/1.0 U
cis-1,2-Dichloroethene	1 U	1.0 U/1.0 U
trans-1,2-Dichloroethene	1 U	1.0 U/1.0 U
Ethylbenzene	1 U	1.0 U/1.0 U
Methylene chloride	1 UJ	1.0 U/1.0 U
Tetrachloroethene	1 U	1.0 U/1.0 U
1,1,1-Trichloroethane	1 U	1.0 U/1.0 U
Trichloroethene	1 U	1.0 U/1.0 U
Vinyl chloride	1 U	1.0 U/1.0 U

MW-4	5/9/2006	11/12/2008
VOCs		
Benzene	1 U	1.0 U
1,1-Dichloroethane	1 U	1.1
1,2-Dichloroethane	1 U	1.0 U
1,1-Dichloroethene	1 U	1.0 U
cis-1,2-Dichloroethene	1.3	14
trans-1,2-Dichloroethene	1 U	1.0 U
Ethylbenzene	1 U	1.0 U
Methylene chloride	1 UJ	1.0 U
Tetrachloroethene	1 U	1.0 U
1,1,1-Trichloroethane	1 U	1.0 U
Trichloroethene	1 U	1.0 U
Vinyl chloride	0.95 J	6.7 (AB)

MW-25	5/10/2006	11/11/2008
VOCs		
Benzene	1 U	1.0 U
1,1-Dichloroethane	2.3	2.6
1,2-Dichloroethane	1 U	1.0 U
1,1-Dichloroethene	1 U	1.0 U
cis-1,2-Dichloroethene	37	26
trans-1,2-Dichloroethene	6.5	12
Ethylbenzene	1 U	1.0 U
Methylene chloride	1 U	1.0 U
Tetrachloroethene	1 U	1.0 U
1,1,1-Trichloroethane	1 U	1.0 U
Trichloroethene	7.1 (A)	5.8 (A)
Vinyl chloride	1.8	1.3

MW-12	5/8/2006	11/11/2008
VOCs		
Benzene	1 U	1.0 U
1,1-Dichloroethane	1 U	1.0 U
1,2-Dichloroethane	1 U	1.0 U
1,1-Dichloroethene	1 U	1.0 U
cis-1,2-Dichloroethene	1 U	1.0 U
trans-1,2-Dichloroethene	1 U	1.0 U
Ethylbenzene	1 U	1.0 U
Methylene chloride	1 UJ	1.0 U
Tetrachloroethene	1 U	1.0 U
1,1,1-Trichloroethane	1 U	1.0 U
Trichloroethene	0.8 J	1.1
Vinyl chloride	1 U	1.0 U

PW-02	5/10/2006	11/12/2008
VOCs		
Benzene	3.3 U	3.3 U
1,1-Dichloroethane	1.5 J	3.3 U
1,2-Dichloroethane	3.3 U	3.3 U
1,1-Dichloroethene	3.3 U	3.3 U
cis-1,2-Dichloroethene	83 (A)	97 (A)
trans-1,2-Dichloroethene	18	25
Ethylbenzene	3.3 U	3.3 U
Methylene chloride	3.3 UJ	3.3 U
Tetrachloroethene	3.3 U	3.3 U
1,1,1-Trichloroethane	3.3 U	3.3 U
Trichloroethene	120 (ABC)	59 (ABC)
Vinyl chloride	2.3 J (AB)	3.7 (AB)

PW-01	5/9/2006	11/12/2008
VOCs		
Benzene	1.7 U	3.3 U
1,1-Dichloroethane	1.7 U	3.3 U
1,2-Dichloroethane	1.7 U	3.3 U
1,1-Dichloroethene	1.7 U	3.3 U
cis-1,2-Dichloroethene	52	44
trans-1,2-Dichloroethene	47	85
Ethylbenzene	1.7 U	3.3 U
Methylene chloride	1.7 UJ	3.3 U
Tetrachloroethene	1.7 U	3.3 U
1,1,1-Trichloroethane	1.7 U	3.3 U
Trichloroethene	44 (ABC)	97 (ABC)
Vinyl chloride	0.65 J	3.3 U

MW-18	5/11/2006	1/7/2009
VOCs		
Benzene	1 U	1.0 U
1,1-Dichloroethane	1 U	1.0 U
1,2-Dichloroethane	1 U	1.0 U
1,1-Dichloroethene	1 U	1.0 U
cis-1,2-Dichloroethene	1 U	3.5
trans-1,2-Dichloroethene	1 U	5.4
Ethylbenzene	1 U	1.0 U
Methylene chloride	1 UJ	1.0 U
Tetrachloroethene	1 U	7.8 (A)
1,1,1-Trichloroethane	1 U	1.0 U
Trichloroethene	7.7 (A)	2.7
Vinyl chloride	1 U	1.0 U

MW-16	5/9/2006	1/7/2009
VOCs		
Benzene	1 U	1.0 U
1,1-Dichloroethane	1 U	1.0 U
1,2-Dichloroethane	1 U	1.0 U
1,1-Dichloroethene	1 U	1.0 U
cis-1,2-Dichloroethene	1 U	1.0 U
trans-1,2-Dichloroethene	1 U	1.0 U
Ethylbenzene	1 U	1.0 U
Methylene chloride	1 UJ	1.0 U
Tetrachloroethene	1.6	1.8
1,1,1-Trichloroethane	1 U	1.0 U
Trichloroethene	1.2	0.83 J
Vinyl chloride	1 U	1.0 U

MW-21A	5/11/2006
VOCs	
Benzene	11 (A)
1,1-Dichloroethane	0.59 J
1,2-Dichloroethane	2.5 U
1,1-Dichloroethene	2.5 U
cis-1,2-Dichloroethene	2.5 U
trans-1,2-Dichloroethene	2.5 U
Ethylbenzene	2.5 U
Methylene chloride	2.5 UJ
Tetrachloroethene	2.5 U
1,1,1-Trichloroethane	2.5 U
Trichloroethene	3
Vinyl chloride	2.5 (AB)

MW-13	5/11/2006	1/6/2009
VOCs		
Benzene	1.4 J	1.4 U
1,1-Dichloroethane	1.3 J	1.2 J
1,2-Dichloroethane	1.7 U	0.68 J
1,1-Dichloroethene	1.2 J	0.97 J
cis-1,2-Dichloroethene	49	42
trans-1,2-Dichloroethene	3.3	2.6
Ethylbenzene	1.7 U	1.4 U
Methylene chloride	1.7 UJ	1.4 U
Tetrachloroethene	1.7 U	1.4 U
1,1,1-Trichloroethane	1.7 U	1.4 U
Trichloroethene	2.9 U	0.48 J
Vinyl chloride	12 (AB)	23 (AB)

MW-17	5/9/2006	11/17/2008
VOCs		
Benzene	1 U	1.0 U/1.0 U
1,1-Dichloroethane	1 U	1.0 U/1.0 U
1,2-Dichloroethane	1 U	1.0 U/1.0 U
1,1-Dichloroethene	1 U	1.0 U/1.0 U
cis-1,2-Dichloroethene	1 U	1.0 U/1.0 U
trans-1,2-Dichloroethene	1 U	1.0 U/1.0 U
Ethylbenzene	1 U	1.0 U/1.0 U
Methylene chloride	1 UJ	1.0 U/1.0 U
Tetrachloroethene	1 U	1.0 U/1.0 U
1,1,1-Trichloroethane	1 U	1.0 U/1.0 U
Trichloroethene	1 U	1.0 U/1.0 U
Vinyl chloride	1 U	1.0 U/1.0 U

MW-37	5/12/2006	11/17/2008
VOCs		
Benzene	33 U	670 U
1,1-Dichloroethane	33 U	670 U
1,2-Dichloroethane	33 U	670 U
1,1-Dichloroethene	33 U	670 U
cis-1,2-Dichloroethene	60	670 U
trans-1,2-Dichloroethene	33 U	670 U
Ethylbenzene	33 U	670 U
Methylene chloride	8.1 J (A)	670 U
Tetrachloroethene	2600 (ABC)	17000 (ABC)
1,1,1-Trichloroethane	33 U	670 U
Trichloroethene	30 J (AB)	670 U
Vinyl chloride	33 U	670 U

MW-34	5/11/2006	11/13/2008
VOCs		
Benzene	5 U	3.3 U
1,1-Dichloroethane	5 U	3.3 U
1,2-Dichloroethane	5 U	3.3 U
1,1-Dichloroethene	5 U	3.3 U
cis-1,2-Dichloroethene	1.1 J	3.3 U
trans-1,2-Dichloroethene	5 U	3.3 U
Ethylbenzene	5 U	3.3 U
Methylene chloride	5 UJ	3.3 U
Tetrachloroethene	120 (AB)	130 (AB)
1,1,1-Trichloroethane	5 U	3.3 U
Trichloroethene	3.3 J	3.3 U
Vinyl chloride	5 U	3.3 U

MW-35	5/11/2006	11/13/2008
VOCs		
Benzene	1 U	1.0 U
1,1-Dichloroethane	1 U	1.0 U
1,2-Dichloroethane	1 U	1.0 U
1,1-Dichloroethene	1 U	1.0 U
cis-1,2-Dichloroethene	1 U	1.0 U
trans-1,2-Dichloroethene	1 U	1.0 U
Ethylbenzene	1 U	1.0 U
Methylene chloride	1 UJ	1.0 U
Tetrachloroethene	1 U	1.0 U
1,1,1-Trichloroethane	1 U	1.0 U
Trichloroethene	1.9	1.0 U
Vinyl chloride	1 U	1.0 U

MW-36	5/11/2006	11/13/2008
VOCs		
Benzene	1 U	1.0 U
1,1-Dichloroethane	1 U	1.0 U
1,2-Dichloroethane	1 U	1.0 U
1,1-Dichloroethene	1 U	1.0 U
cis-1,2-Dichloroethene	1 U	1.0 U
trans-1,2-Dichloroethene	1 U	1.0 U
Ethylbenzene	1 U	1.0 U
Methylene chloride	1 UJ	1.0 U
Tetrachloroethene	1 U	1.0 U
1,1,1-Trichloroethane	1 U	1.0 U
Trichloroethene	2.2 U	1.0 U
Vinyl chloride	1 U	1.0 U

MW-15	5/12/2006	11/17/2008
VOCs		
Benzene	50 U	500 U
1,1-Dichloroethane	50 U	500 U
1,2-Dichloroethane	50 U	500 U
1,1-Dichloroethene	50 U	500 U
cis-1,2-Dichloroethene	50 U	500 U
trans-1,2-Dichloroethene	50 U	500 U
Ethylbenzene	50 U	500 U
Methylene chloride	13 J (A)	500 U
Tetrachloroethene	4300 (ABC)	14000 (ABC)
1,1,1-Trichloroethane	50 U	500 U
Trichloroethene	50 U	500 U
Vinyl chloride	50 U	500 U

MW-20	5/11/2006	1/7/2009
VOCs		
Benzene	1 U	1.0 U
1,1-Dichloroethane	1 U	1.0 U
1,2-Dichloroethane	1 U	1.0 U
1,1-Dichloroethene	1 U	1.0 U
cis-1,2-Dichloroethene	1 U	1.0 U
trans-1,2-Dichloroethene	1 U	1.0 U
Ethylbenzene	1 U	1.0 U
Methylene chloride	1 UJ	1.0 U
Tetrachloroethene	1 U	1.0 U
1,1,1-Trichloroethane	1 U	1.0 U
Trichloroethene	1.2	1.0 U
Vinyl chloride	1 U	1.0 U

MW-19	1/7/2009
VOCs	
Benzene	1.0 U
1,1-Dichloroethane	1.0 U
1,2-Dichloroethane	1.0 U
1,1-Dichloroethene	1.0 U
cis-1,2-Dichloroethene	1.0 U
trans-1,2-Dichloroethene	1.0 U
Ethylbenzene	1.0 U
Methylene chloride	1.0 U
Tetrachloroethene	1.0 U
1,1,1-Trichloroethane	1.0 U
Trichloroethene	1.0 U
Vinyl chloride	1.0 U

MW-33	5/10/2006	11/13/2008
VOCs		
Benzene	4 U/4 U	17 U
1,1-Dichloroethane	4 U/4 U	17 U
1,2-Dichloroethane	4 U/4 U	17 U
1,1-Dichloroethene	4 U/4 U	17 U
cis-1,2-Dichloroethene	8.3/7.9	17 U
trans-1,2-Dichloroethene	2.1 J/1.6 J	17 U
Ethylbenzene	4 U/4 U	17 U
Methylene chloride	4 U/4 U	17 U
Tetrachloroethene	4 U/4 U	17 U
1,1,1-Trichloroethane	1.4 J/1.2 J	17 U
Trichloroethene	380 (ABC)/360 (ABC)	830 (ABC)
Vinyl chloride	4 U/4 U	17 U

MW-11	5/10/2006	11/14/2008
VOCs		
Benzene	1 U	1.0 U
1,1-Dichloroethane	1 U	1.0 U
1,2-Dichloroethane	1 U	1.0 U
1,1-Dichloroethene	1 U	1.0 U
cis-1,2-Dichloroethene	0.57 J	1.0 U
trans-1,2-Dichloroethene	0.22 J	1.0 U
Ethylbenzene	1 U	1.0 U
Methylene chloride	1 U	1.0 U
Tetrachloroethene	1 U	1.0 U
1,1,1-Trichloroethane	1 U	1.0 U
Trichloroethene	14 (AB)	1.0 U
Vinyl chloride	1 U	1.0 U

MW-9	5/11/2006	11/11/2008
VOCs		
Benzene	1 U	1.0 U
1,1-Dichloroethane	1 U	1.0 U
1,2-Dichloroethane	1 U	1.0 U
1,1-Dichloroethene	1 U	1.0 U
cis-1,2-Dichloroethene	1.3 U	1.0 U
trans-1,2-Dichloroethene	0.16 J	1.0 U
Ethylbenzene	1 U	1.0 U
Methylene chloride	1 UJ	1.0 U
Tetrachloroethene	1 U	1.0 U
1,1,1-Trichloroethane	1 U	1.0 U
Trichloroethene	1.9 U	1.0 U
Vinyl chloride	7.9 (AB)	12 (AB)

MW-32	5/10/2006	11/14/2008
VOCs		
Benzene	8.3 U	25 U
1,1-Dichloroethane	8.3 U	25 U
1,2-Dichloroethane	8.3 U	25 U
1,1-Dichloroethene	8.3 U	25 U
cis-1,2-Dichloroethene	19	36
trans-1,2-Dichloroethene	8.4	25 U
Ethylbenzene	8.3 U	25 U
Methylene chloride	8.3 U	25 U
Tetrachloroethene	8.3 U	25 U
1,1,1-Trichloroethane	8.3 U	25 U
Trichloroethene	610 (ABC)	840 (ABC)
Vinyl chloride	8.3 U	25 U

MW-23	11/17/2008
VOCs	
Benzene	1.0 U
1,1-Dichloroethane	1.0 U
1,2-Dichloroethane	1.0 U
1,1-Dichloroethene	1.0 U
cis-1,2-Dichloroethene	1.0 U
trans-1,2-Dichloroethene	1.0 U
Ethylbenzene	1.0 U
Methylene chloride	1.0 U
Tetrachloroethene	1.0 U
1,1,1-Trichloroethane	1.0 U
Trichloroethene	1.0 U
Vinyl chloride	1.0 U

MW-22	5/9/2006	1/7/2009
VOCs		
Benzene	1 U	1.0 U
1,1-Dichloroethane	0.28 J	1.0 U
1,2-Dichloroethane	1 U	1.0 U
1,1-Dichloroethene	1 U	1.0 U
cis-1,2-Dichloroethene	1 U	1.0 U
trans-1,2-Dichloroethene	1 U	1.0 U
Ethylbenzene	1 U	1.0 U
Methylene chloride	1 U	1.0 U
Tetrachloroethene	1 U	1.0 U
1,1,1-Trichloroethane	1 U	1.0 U
Trichloroethene	1 U	1.0 U
Vinyl chloride	1 U	1.0 U

MW-24	5/10/2006	11/14/2008
VOCs		
Benzene	1 U	1.0 U
1,1-Dichloroethane	1 U	1.0 U
1,2-Dichloroethane	1 U	1.0 U
1,1-Dichloroethene	1 U	1.0 U
cis-1,2-Dichloroethene	1 U	1.0 U
trans-1,2-Dichloroethene	1 U	1.0 U
Ethylbenzene	1 U	1.0 U
Methylene chloride	1 U	1.0 U
Tetrachloroethene	1 U	1.0 U
1,1,1-Trichloroethane	1 U	1.0 U
Trichloroethene	1.8 U	1.0 U
Vinyl chloride	1 U	1.0 U

MW-8	5/11/2006	11/11/2008
VOCs		
Benzene	1 U	1.0 U
1,1-Dichloroethane	1 U	1.0 U
1,2-Dichloroethane	1 U	1.0 U
1,1-Dichloroethene	1 U	1.0 U
cis-1,2-Dichloroethene	1 U	1.0 U
trans-1,2-Dichloroethene	1 U	1.0 U
Ethylbenzene	1 U	1.0 U
Methylene chloride	1 UJ	1.0 U
Tetrachloroethene	1 U	1.0 U
1,1,1-Trichloroethane	1 U	1.0 U
Trichloroethene	1 U	1.0 U
Vinyl chloride	1 U	1.0 U

MW-31	5/10/2006	1/6/2009
VOCs		
Benzene	0.23 J	1.0 U
1,1-Dichloroethane	58 (A)	21
1,2-Dichloroethane	1 U	1.0 U
1,1-Dichloroethene	1 U	1.0 U
cis-1,2-Dichloroethene	26	7.1
trans-1,2-Dichloroethene	1 U	0.21 J
Ethylbenzene	1 U	1.0 U
Methylene chloride	1 U	1.0 U
Tetrachloroethene	1 U	1.0 U
1,1,1-Trichloroethane	1 U	1.0 U
Trichloroethene	1 U	1.0 U
Vinyl chloride	7 (AB)	4.9 (AB)

0 50 100ft

LEGEND

- RAILROAD
- FENCE
- APPROXIMATE SITE BOUNDARY
- MW51-11 ● MONITORING WELL LOCATION
- MW51-11 ■ BOREHOLE LOCATION

MW-23 | 11/17/2008 — LOCATION / SAMPLE DATE

VOCs	
Benzene	1.0 U
1,1-Dichloroethane	1.0 U
1,2-Dichloroethane	1.0 U
1,1-Dichloroethene	1.0 U
cis-1,2-Dichloroethene	1.0 U
trans-1,2-Dichloroethene	1.0 U
Ethylbenzene	1.0 U
Methylene chloride	1.0 U
Tetrachloroethene	1.0 U
1,1,1-Trichloroethane	1.0 U
Trichloroethene	1.0 U
Vinyl chloride	1.0 U

RESULT (ug/L) — PARAMETER

EXCEEDANCE

VOC	IDEM Residential Tap Water (A)	IDEM Residential Vapor Exposure Screening Levels (B)	IDEM Commercial/Industrial Vapor Exposure Screening Levels (C)
Benzene	5	24	120
1,1-Dichloroethane	24	110	550
1,2-Dichloroethene	5	43	210
1,2-Dichloroethene (total)	130	-	-
1,1-Dichloroethene	7	300	1300
cis-1,2-Dichloroethene	70	-	-
trans-1,2-Dichloroethene	100	-	-
Ethylbenzene	700	-	-
Methylene chloride	5	-	-
Tetrachloroethene	5	110	470
1,1,1-Trichloroethane	200	13000	54000
Trichloroethene	5	9.1	38
Vinyl chloride	2	2	35

NOTES:
(1) IDEM Appendix A: Screening Levels Remediation Closure Guide - March 25, 2014
U - Not present at or above the associated value
J - Estimated concentration
ND - Non Detect (calculation)
- All Site structures shown have been demolished to grade

SCALE VERIFICATION

THIS BAR MEASURES 1" ON ORIGINAL. ADJUST SCALE ACCORDINGLY.

Approved

DRAWING STATUS

Status	Date	Initial

SITE-WIDE GROUNDWATER QUALITY VOCs (2006 to 2010)

RFI REPORT

FORMER MANUAL TRANSMISSIONS OF MUNCIE FACILITY
MUNCIE, INDIANA

CONESTOGA-ROVERS & ASSOCIATES

Source Reference:

Project Manager:	Reviewed By:	Date:	
S.R.	J.B.	APRIL 2014	
Scale: 1:120	Project №: 017324-T07	Report №: 010	Drawing №: 68d

017324-T07(010)GN-SC068 JUN 13/2014

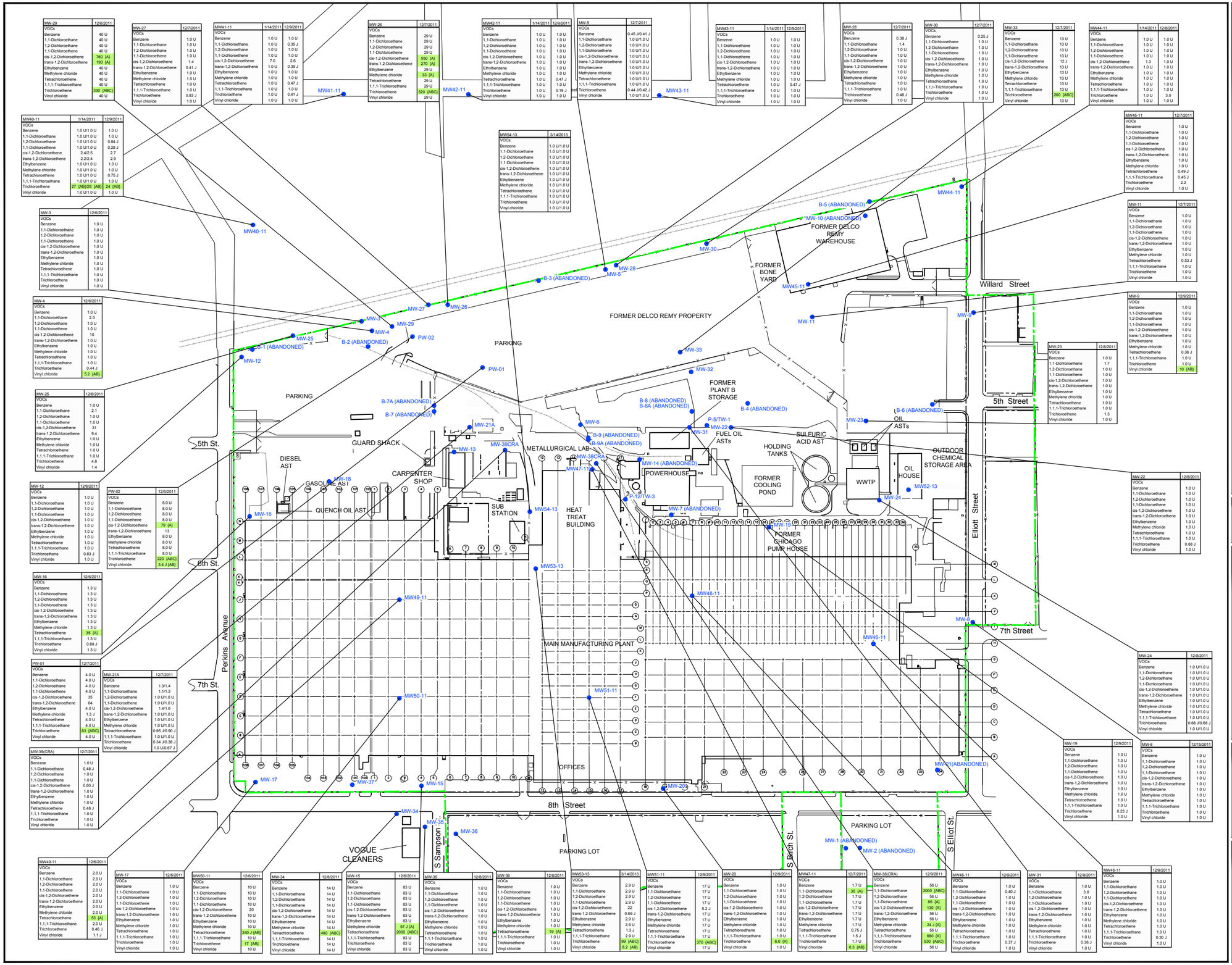

MW-29	12/6/2011
VOCs	
Benzene	40 U
1,1-Dichloroethane	40 U
1,2-Dichloroethane	40 U
1,1-Dichloroethene	40 U
cis-1,2-Dichloroethene	760 (A)
trans-1,2-Dichloroethene	190 (A)
Ethylbenzene	40 U
Methylene chloride	40 U
Tetrachloroethene	40 U
1,1,1-Trichloroethane	40 U
Trichloroethene	330 (ABC)
Vinyl chloride	40 U

MW-27	12/7/2011
VOCs	
Benzene	1.0 U
1,1-Dichloroethane	1.0 U
1,2-Dichloroethane	1.0 U
1,1-Dichloroethene	1.0 U
cis-1,2-Dichloroethene	1.4
trans-1,2-Dichloroethene	0.41 J
Ethylbenzene	1.0 U
Methylene chloride	1.0 U
Tetrachloroethene	1.0 U
Trichloroethene	0.83 J
Vinyl chloride	1.0 U

MW41-11	1/14/2011	12/9/2011
VOCs		
Benzene	1.0 U	1.0 U
1,1-Dichloroethane	1.0 U	0.35 J
1,2-Dichloroethane	1.0 U	1.0 U
1,1-Dichloroethene	1.0 U	1.0 U
cis-1,2-Dichloroethene	7.0	2.6
trans-1,2-Dichloroethene	1.0 U	0.39 J
Ethylbenzene	1.0 U	1.0 U
Methylene chloride	1.0 U	1.0 U
Tetrachloroethene	1.0 U	0.47 J
1,1,1-Trichloroethane	1.0 U	1.0 U
Trichloroethene	1.0 U	0.41 J
Vinyl chloride	1.0 U	1.0 U

MW-26	12/7/2011
VOCs	
Benzene	29 U
1,1-Dichloroethane	29 U
1,2-Dichloroethane	29 U
1,1-Dichloroethene	29 U
cis-1,2-Dichloroethene	550 (A)
trans-1,2-Dichloroethene	270 (A)
Ethylbenzene	29 U
Methylene chloride	33 (A)
Tetrachloroethene	29 U
1,1,1-Trichloroethane	29 U
Trichloroethene	320 (ABC)
Vinyl chloride	29 U

MW42-11	1/14/2011	12/9/2011
VOCs		
Benzene	1.0 U	1.0 U
1,1-Dichloroethane	1.0 U	1.0 U
1,2-Dichloroethane	1.0 U	1.0 U
1,1-Dichloroethene	1.0 U	1.0 U
cis-1,2-Dichloroethene	1.0 U	1.0 U
trans-1,2-Dichloroethene	1.0 U	1.0 U
Ethylbenzene	1.0 U	1.0 U
Methylene chloride	1.0 U	1.0 U
Tetrachloroethene	1.0 U	0.47 J
1,1,1-Trichloroethane	1.0 U	1.0 U
Trichloroethene	1.0 U	0.19 J
Vinyl chloride	1.0 U	1.0 U

MW-5	12/7/2011
VOCs	
Benzene	0.45 J/0.41 J
1,1-Dichloroethane	1.0 U/1.0 U
1,2-Dichloroethane	1.0 U/1.0 U
1,1-Dichloroethene	1.0 U/1.0 U
cis-1,2-Dichloroethene	1.0 U/1.0 U
trans-1,2-Dichloroethene	1.0 U/1.0 U
Ethylbenzene	1.0 U/1.0 U
Methylene chloride	1.0 U/1.0 U
Tetrachloroethene	1.0 U/1.0 U
1,1,1-Trichloroethane	1.0 U/1.0 U
Trichloroethene	0.44 J/0.42 J
Vinyl chloride	1.0 U/1.0 U

MW43-11	1/14/2011	12/9/2011
VOCs		
Benzene	1.0 U	1.0 U
1,1-Dichloroethane	1.0 U	1.0 U
1,2-Dichloroethane	1.0 U	1.0 U
1,1-Dichloroethene	1.0 U	1.0 U
cis-1,2-Dichloroethene	1.0 U	1.0 U
trans-1,2-Dichloroethene	1.0 U	1.0 U
Ethylbenzene	1.0 U	1.0 U
Methylene chloride	1.0 U	1.0 U
Tetrachloroethene	1.0 U	0.47 J
1,1,1-Trichloroethane	1.0 U	1.0 U
Trichloroethene	1.0 U	1.0 U
Vinyl chloride	1.0 U	1.0 U

MW-28	12/7/2011
VOCs	
Benzene	0.38 J
1,1-Dichloroethane	1.4
1,2-Dichloroethane	1.0 U
1,1-Dichloroethene	1.0 U
cis-1,2-Dichloroethene	1.0 U
trans-1,2-Dichloroethene	1.0 U
Ethylbenzene	1.0 U
Methylene chloride	1.0 U
Tetrachloroethene	1.0 U
1,1,1-Trichloroethane	1.0 U
Trichloroethene	0.48 J
Vinyl chloride	1.0 U

MW-30	12/7/2011
VOCs	
Benzene	0.25 J
1,1-Dichloroethane	1.0 U
1,2-Dichloroethane	1.0 U
1,1-Dichloroethene	1.0 U
cis-1,2-Dichloroethene	1.0 U
trans-1,2-Dichloroethene	1.0 U
Ethylbenzene	1.0 U
Methylene chloride	1.0 U
Tetrachloroethene	1.0 U
1,1,1-Trichloroethane	1.0 U
Trichloroethene	1.0 U
Vinyl chloride	1.0 U

MW-33	12/7/2011
VOCs	
Benzene	13 U
1,1-Dichloroethane	13 U
1,2-Dichloroethane	13 U
1,1-Dichloroethene	13 U
cis-1,2-Dichloroethene	12 J
trans-1,2-Dichloroethene	13 U
Ethylbenzene	13 U
Methylene chloride	13 U
Tetrachloroethene	13 U
1,1,1-Trichloroethane	13 U
Trichloroethene	260 (ABC)
Vinyl chloride	13 U

MW44-11	1/14/2011	12/8/2011
VOCs		
Benzene	1.0 U	1.0 U
1,1-Dichloroethane	1.0 U	1.0 U
1,2-Dichloroethane	1.0 U	1.0 U
1,1-Dichloroethene	1.0 U	1.0 U
cis-1,2-Dichloroethene	1.3	1.0 U
trans-1,2-Dichloroethene	1.0 U	1.0 U
Ethylbenzene	1.0 U	1.0 U
Methylene chloride	1.0 U	1.0 U
Tetrachloroethene	1.0 U	1.0 U
1,1,1-Trichloroethane	1.0 U	1.0 U
Trichloroethene	1.0 U	3.0
Vinyl chloride	1.0 U	1.0 U

MW40-11	1/14/2011	12/9/2011
VOCs		
Benzene	1.0 U/1.0 U	1.0 U
1,1-Dichloroethane	1.0 U/1.0 U	1.0 U
1,2-Dichloroethane	1.0 U/1.0 U	0.84 J
1,1-Dichloroethene	1.0 U/1.0 U	0.28 J
cis-1,2-Dichloroethene	2.4/2.5	2.7
trans-1,2-Dichloroethene	2.2/2.4	2.9
Ethylbenzene	1.0 U/1.0 U	1.0 U
Methylene chloride	1.0 U/1.0 U	1.0 U
Tetrachloroethene	1.0 U/1.0 U	0.75 J
1,1,1-Trichloroethane	1.0 U/1.0 U	1.0 U
Trichloroethene	27 (AB)/28 (AB)	24 (AB)
Vinyl chloride	1.0 U/1.0 U	1.0 U

MW54-13	3/14/2013
VOCs	
Benzene	1.0 U/1.0 U
1,1-Dichloroethane	1.0 U/1.0 U
1,2-Dichloroethane	1.0 U/1.0 U
1,1-Dichloroethene	1.0 U/1.0 U
cis-1,2-Dichloroethene	1.0 U/1.0 U
trans-1,2-Dichloroethene	1.0 U/1.0 U
Ethylbenzene	1.0 U/1.0 U
Methylene chloride	1.0 U/1.0 U
Tetrachloroethene	1.0 U/1.0 U
1,1,1-Trichloroethane	1.0 U/1.0 U
Trichloroethene	1.0 U/1.0 U
Vinyl chloride	1.0 U/1.0 U

MW45-11	12/7/2011
VOCs	
Benzene	1.0 U
1,1-Dichloroethane	1.0 U
1,2-Dichloroethane	1.0 U
1,1-Dichloroethene	1.0 U
cis-1,2-Dichloroethene	1.0 U
trans-1,2-Dichloroethene	1.0 U
Ethylbenzene	1.0 U
Methylene chloride	1.0 U
Tetrachloroethene	0.49 J
1,1,1-Trichloroethane	0.45 J
Trichloroethene	2.2
Vinyl chloride	1.0 U

MW-11	12/7/2011
VOCs	
Benzene	1.0 U
1,1-Dichloroethane	1.0 U
1,2-Dichloroethane	1.0 U
1,1-Dichloroethene	1.0 U
cis-1,2-Dichloroethene	1.0 U
trans-1,2-Dichloroethene	1.0 U
Ethylbenzene	1.0 U
Methylene chloride	1.0 U
Tetrachloroethene	0.36 J
1,1,1-Trichloroethane	1.0 U
Trichloroethene	1.0 U
Vinyl chloride	10 (AB)

MW-3	12/6/2011
VOCs	
Benzene	1.0 U
1,1-Dichloroethane	1.0 U
1,2-Dichloroethane	1.0 U
1,1-Dichloroethene	1.0 U
cis-1,2-Dichloroethene	1.0 U
trans-1,2-Dichloroethene	1.0 U
Ethylbenzene	1.0 U
Methylene chloride	1.0 U
Tetrachloroethene	1.0 U
1,1,1-Trichloroethane	1.0 U
Trichloroethene	1.0 U
Vinyl chloride	1.0 U

MW-4	12/6/2011
VOCs	
Benzene	1.0 U
1,1-Dichloroethane	2.0
1,2-Dichloroethane	1.0 U
1,1-Dichloroethene	1.0 U
cis-1,2-Dichloroethene	10
trans-1,2-Dichloroethene	1.0 U
Ethylbenzene	1.0 U
Methylene chloride	1.0 U
Tetrachloroethene	1.0 U
1,1,1-Trichloroethane	1.0 U
Trichloroethene	0.44 J
Vinyl chloride	5.2 (AB)

MW-9	12/9/2011
VOCs	
Benzene	1.0 U
1,1-Dichloroethane	1.0 U
1,2-Dichloroethane	1.0 U
1,1-Dichloroethene	1.0 U
cis-1,2-Dichloroethene	1.0 U
trans-1,2-Dichloroethene	1.0 U
Ethylbenzene	1.0 U
Methylene chloride	1.0 U
Tetrachloroethene	0.36 J
1,1,1-Trichloroethane	1.0 U
Trichloroethene	1.0 U
Vinyl chloride	10 (AB)

MW-23	12/8/2011
VOCs	
Benzene	1.0 U
1,1-Dichloroethane	1.7
1,2-Dichloroethane	1.0 U
1,1-Dichloroethene	1.0 U
cis-1,2-Dichloroethene	1.0 U
trans-1,2-Dichloroethene	1.0 U
Ethylbenzene	1.0 U
Methylene chloride	1.0 U
Tetrachloroethene	1.0 U
1,1,1-Trichloroethane	1.0 U
Trichloroethene	1.3
Vinyl chloride	1.0 U

MW-25	12/6/2011
VOCs	
Benzene	1.0 U
1,1-Dichloroethane	2.1
1,2-Dichloroethane	1.0 U
1,1-Dichloroethene	1.0 U
cis-1,2-Dichloroethene	31
trans-1,2-Dichloroethene	9.4
Ethylbenzene	1.0 U
Methylene chloride	1.0 U
Tetrachloroethene	1.0 U
1,1,1-Trichloroethane	1.0 U
Trichloroethene	4.8
Vinyl chloride	1.4

MW-12	12/6/2011
VOCs	
Benzene	1.0 U
1,2-Dichloroethane	1.0 U
1,1-Dichloroethene	1.0 U
cis-1,2-Dichloroethene	1.0 U
trans-1,2-Dichloroethene	1.0 U
Ethylbenzene	1.0 U
Methylene chloride	1.0 U
Tetrachloroethene	1.0 U
1,1,1-Trichloroethane	1.0 U
Trichloroethene	0.83 J
Vinyl chloride	1.0 U

PW-02	12/6/2011
VOCs	
Benzene	8.0 U
1,1-Dichloroethane	8.0 U
1,2-Dichloroethane	8.0 U
1,1-Dichloroethene	8.0 U
cis-1,2-Dichloroethene	79 (A)
trans-1,2-Dichloroethene	13
Ethylbenzene	8.0 U
Methylene chloride	8.0 U
Tetrachloroethene	8.0 U
1,1,1-Trichloroethane	8.0 U
Trichloroethene	220 (ABC)
Vinyl chloride	3.4 J (AB)

MW-16	12/6/2011
VOCs	
Benzene	1.3 U
1,1-Dichloroethane	1.3 U
1,2-Dichloroethane	1.3 U
1,1-Dichloroethene	1.3 U
cis-1,2-Dichloroethene	1.3 U
trans-1,2-Dichloroethene	1.3 U
Ethylbenzene	1.3 U
Methylene chloride	1.3 U
Tetrachloroethene	35 (A)
1,1,1-Trichloroethane	1.3 U
Trichloroethene	0.88 J
Vinyl chloride	1.3 U

PW-01	12/7/2011
VOCs	
Benzene	4.0 U
1,1-Dichloroethane	4.0 U
1,2-Dichloroethane	4.0 U
1,1-Dichloroethene	4.0 U
cis-1,2-Dichloroethene	35
trans-1,2-Dichloroethene	64
Ethylbenzene	4.0 U
Methylene chloride	1.3 J
Tetrachloroethene	4.0 U
1,1,1-Trichloroethane	4.0 U
Trichloroethene	83 (ABC)
Vinyl chloride	4.0 U

MW-21A	12/7/2011
VOCs	
Benzene	1.3/1.4
1,1-Dichloroethane	1.1/1.3
1,2-Dichloroethane	1.0 U/1.0 U
1,1-Dichloroethene	1.0 U/1.0 U
cis-1,2-Dichloroethene	1.4/1.6
trans-1,2-Dichloroethene	1.0 U/1.0 U
Ethylbenzene	1.0 U/1.0 U
Methylene chloride	1.0 U/1.0 U
Tetrachloroethene	0.95 J/0.90 J
1,1,1-Trichloroethane	1.0 U/1.0 U
Trichloroethene	0.34 J/0.38 J
Vinyl chloride	1.0 U/0.67 J

MW-39(CRA)	12/7/2011
VOCs	
Benzene	1.0 U
1,1-Dichloroethane	0.48 J
1,2-Dichloroethane	1.0 U
1,1-Dichloroethene	1.0 U
cis-1,2-Dichloroethene	0.60 J
trans-1,2-Dichloroethene	1.0 U
Ethylbenzene	1.0 U
Methylene chloride	1.0 U
Tetrachloroethene	0.48 J
1,1,1-Trichloroethane	1.0 U
Trichloroethene	1.0 U
Vinyl chloride	1.0 U

MW-19	12/9/2011
VOCs	
Benzene	1.0 U
1,1-Dichloroethane	1.0 U
1,2-Dichloroethane	1.0 U
1,1-Dichloroethene	1.0 U
cis-1,2-Dichloroethene	1.0 U
trans-1,2-Dichloroethene	1.0 U
Ethylbenzene	1.0 U
Methylene chloride	1.0 U
Tetrachloroethene	1.0 U
1,1,1-Trichloroethane	1.0 U
Trichloroethene	0.23 J
Vinyl chloride	1.0 U

MW-8	12/15/2011
VOCs	
Benzene	1.0 U
1,1-Dichloroethane	1.0 U
1,2-Dichloroethane	1.0 U
1,1-Dichloroethene	1.0 U
cis-1,2-Dichloroethene	1.0 U
trans-1,2-Dichloroethene	1.0 U
Ethylbenzene	1.0 U
Methylene chloride	1.0 U
Tetrachloroethene	1.0 U
1,1,1-Trichloroethane	1.0 U
Trichloroethene	1.0 U
Vinyl chloride	1.0 U

MW-24	12/8/2011
VOCs	
Benzene	1.0 U/1.0 U
1,1-Dichloroethane	1.0 U/1.0 U
1,2-Dichloroethane	1.0 U/1.0 U
1,1-Dichloroethene	1.0 U/1.0 U
cis-1,2-Dichloroethene	1.0 U/1.0 U
trans-1,2-Dichloroethene	1.0 U/1.0 U
Ethylbenzene	1.0 U/1.0 U
Methylene chloride	1.0 U/1.0 U
Tetrachloroethene	1.0 U/1.0 U
1,1,1-Trichloroethane	1.0 U/1.0 U
Trichloroethene	0.68 J/0.68 J
Vinyl chloride	1.0 U/1.0 U

MW49-11	12/6/2011
VOCs	
Benzene	2.0 U
1,1-Dichloroethane	2.0 U
1,2-Dichloroethane	2.0 U
1,1-Dichloroethene	2.0 U
cis-1,2-Dichloroethene	2.0 U
trans-1,2-Dichloroethene	2.0 U
Ethylbenzene	2.0 U
Methylene chloride	2.0 U
Tetrachloroethene	53 (A)
1,1,1-Trichloroethane	2.0 U
Trichloroethene	0.46 J
Vinyl chloride	1.1 J

MW-17	12/6/2011
VOCs	
Benzene	1.0 U
1,1-Dichloroethane	1.0 U
1,2-Dichloroethane	1.0 U
1,1-Dichloroethene	1.0 U
cis-1,2-Dichloroethene	1.0 U
trans-1,2-Dichloroethene	1.0 U
Ethylbenzene	1.0 U
Methylene chloride	1.0 U
Tetrachloroethene	1.0 U
1,1,1-Trichloroethane	1.0 U
Trichloroethene	1.0 U
Vinyl chloride	1.0 U

MW50-11	12/6/2011
VOCs	
Benzene	10 U
1,1-Dichloroethane	10 U
1,2-Dichloroethane	10 U
1,1-Dichloroethene	10 U
cis-1,2-Dichloroethene	20
trans-1,2-Dichloroethene	10 U
Ethylbenzene	10 U
Methylene chloride	10 U
Tetrachloroethene	240 J (AB)
1,1,1-Trichloroethane	10 U
Trichloroethene	17 (AB)
Vinyl chloride	10 U

MW-34	12/8/2011
VOCs	
Benzene	14 U
1,1-Dichloroethane	14 U
1,2-Dichloroethane	14 U
1,1-Dichloroethene	14 U
cis-1,2-Dichloroethene	14 U
trans-1,2-Dichloroethene	14 U
Ethylbenzene	14 U
Methylene chloride	14 U
Tetrachloroethene	480 (ABC)
1,1,1-Trichloroethane	14 U
Trichloroethene	14 U
Vinyl chloride	14 U

MW-15	12/6/2011
VOCs	
Benzene	83 U
1,1-Dichloroethane	83 U
1,2-Dichloroethane	83 U
1,1-Dichloroethene	83 U
cis-1,2-Dichloroethene	83 U
trans-1,2-Dichloroethene	83 U
Ethylbenzene	83 U
Methylene chloride	57 J (A)
Tetrachloroethene	2000 (ABC)
1,1,1-Trichloroethane	83 U
Trichloroethene	83 U
Vinyl chloride	83 U

MW-35	12/8/2011
VOCs	
Benzene	1.0 U
1,1-Dichloroethane	1.0 U
1,2-Dichloroethane	1.0 U
1,1-Dichloroethene	1.0 U
cis-1,2-Dichloroethene	1.0 U
trans-1,2-Dichloroethene	1.0 U
Ethylbenzene	1.0 U
Methylene chloride	1.0 U
Tetrachloroethene	1.0 U
1,1,1-Trichloroethane	1.0 U
Trichloroethene	1.0 U
Vinyl chloride	1.0 U

MW-36	12/8/2011
VOCs	
Benzene	1.0 U
1,1-Dichloroethane	1.0 U
1,2-Dichloroethane	1.0 U
1,1-Dichloroethene	1.0 U
cis-1,2-Dichloroethene	1.0 U
trans-1,2-Dichloroethene	1.0 U
Ethylbenzene	1.0 U
Methylene chloride	1.0 U
Tetrachloroethene	19 (A)
1,1,1-Trichloroethane	1.0 U
Trichloroethene	1.0 U
Vinyl chloride	1.0 U

MW53-13	3/14/2013
VOCs	
Benzene	2.9 U
1,1-Dichloroethane	2.9 U
1,2-Dichloroethane	2.9 U
1,1-Dichloroethene	2.9 U
cis-1,2-Dichloroethene	22
trans-1,2-Dichloroethene	0.69 J
Ethylbenzene	2.9 U
Methylene chloride	2.9 U
Tetrachloroethene	1.3 J
1,1,1-Trichloroethane	2.9 U
Trichloroethene	99 (ABC)
Vinyl chloride	8.2 (AB)

MW51-11	12/9/2011
VOCs	
Benzene	17 U
1,1-Dichloroethane	17 U
1,2-Dichloroethane	17 U
1,1-Dichloroethene	17 U
cis-1,2-Dichloroethene	5.2 J
trans-1,2-Dichloroethene	17 U
Ethylbenzene	17 U
Methylene chloride	17 U
Tetrachloroethene	17 U
1,1,1-Trichloroethane	17 U
Trichloroethene	370 (ABC)
Vinyl chloride	17 U

MW-20	12/9/2011
VOCs	
Benzene	1.0 U
1,1-Dichloroethane	1.0 U
1,2-Dichloroethane	1.0 U
1,1-Dichloroethene	1.0 U
cis-1,2-Dichloroethene	1.0 U
trans-1,2-Dichloroethene	1.0 U
Ethylbenzene	1.0 U
Methylene chloride	1.0 U
Tetrachloroethene	1.0 U
1,1,1-Trichloroethane	1.0 U
Trichloroethene	6.0 (A)
Vinyl chloride	1.0 U

MW47-11	12/7/2011
VOCs	
Benzene	1.7 U
1,1-Dichloroethane	1.7 U
1,2-Dichloroethane	1.7 U
1,1-Dichloroethene	1.7 U
cis-1,2-Dichloroethene	1.7 U
trans-1,2-Dichloroethene	1.7 U
Ethylbenzene	1.7 U
Methylene chloride	1.7 U
Tetrachloroethene	0.75 J
1,1,1-Trichloroethane	1.5 J
Trichloroethene	1.7 U
Vinyl chloride	6.3 (AB)

MW-38(CRA)	12/9/2011
VOCs	
Benzene	56 U
1,1-Dichloroethane	2000 (ABC)
1,2-Dichloroethane	56 U
1,1-Dichloroethene	86 (A)
cis-1,2-Dichloroethene	130 (A)
trans-1,2-Dichloroethene	56 U
Ethylbenzene	56 U
Methylene chloride	24 J (A)
Tetrachloroethene	56 U
1,1,1-Trichloroethane	880 (A)
Trichloroethene	530 (ABC)
Vinyl chloride	56 U

MW48-11	12/9/2011
VOCs	
Benzene	1.0 U
1,1-Dichloroethane	0.40 J
1,2-Dichloroethane	1.0 U
1,1-Dichloroethene	1.0 U
cis-1,2-Dichloroethene	1.0 U
trans-1,2-Dichloroethene	1.0 U
Ethylbenzene	1.0 U
Methylene chloride	1.0 U
Tetrachloroethene	1.0 U
1,1,1-Trichloroethane	1.0 U
Trichloroethene	0.37 J
Vinyl chloride	1.0 U

MW-31	12/8/2011
VOCs	
Benzene	1.0 U
1,1-Dichloroethane	3.8
1,2-Dichloroethane	1.0 U
1,1-Dichloroethene	1.0 U
cis-1,2-Dichloroethene	1.0 U
trans-1,2-Dichloroethene	1.0 U
Ethylbenzene	1.0 U
Methylene chloride	1.0 U
Tetrachloroethene	1.0 U
1,1,1-Trichloroethane	1.0 U
Trichloroethene	0.36 J
Vinyl chloride	1.0 U

MW46-11	12/9/2011
VOCs	
Benzene	1.0 U
1,1-Dichloroethane	1.0 U
1,2-Dichloroethane	1.0 U
1,1-Dichloroethene	1.0 U
cis-1,2-Dichloroethene	1.0 U
trans-1,2-Dichloroethene	1.0 U
Ethylbenzene	1.0 U
Methylene chloride	1.0 U
Tetrachloroethene	1.0 U
1,1,1-Trichloroethane	1.0 U
Trichloroethene	0.30 J
Vinyl chloride	1.0 U

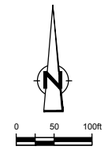

LEGEND

- RAILROAD
- FENCE
- APPROXIMATE SITE BOUNDARY
- MW51-11 ● MONITORING WELL LOCATION

MW-9	12/9/2011
VOCs	
Benzene	1.0 U
1,1-Dichloroethane	1.0 U
1,2-Dichloroethane	1.0 U
1,1-Dichloroethene	1.0 U
cis-1,2-Dichloroethene	1.0 U
trans-1,2-Dichloroethene	1.0 U
Ethylbenzene	1.0 U
Methylene chloride	1.0 U
Tetrachloroethene	0.36 J
1,1,1-Trichloroethane	1.0 U
Trichloroethene	1.0 U
Vinyl chloride	10 (AB)

LOCATION
SAMPLE DATE
RESULT (ug/L)
PARAMETER
EXCEEDANCE

VOC	IDEM Residential Tap Water (A)	IDEM Residential Vapor Exposure Screening Levels (B)	IDEM Commercial/Industrial Vapor Exposure Screening Levels (C)
Benzene	5	24	120
1,1-Dichloroethane	24	110	550
1,2-Dichloroethane	5	43	210
1,2-Dichloroethene (total)	130	-	-
1,1-Dichloroethene	7	300	1300
cis-1,2-Dichloroethene	70	-	-
trans-1,2-Dichloroethene	100	-	-
Ethylbenzene	700	-	-
Methylene chloride	5	-	-
Tetrachloroethene	5	110	470
1,1,1-Trichloroethane	200	13000	64000
Trichloroethene	5	9.1	38
Vinyl chloride	2	2	35

NOTES:
(1) IDEM Appendix A: Screening Levels Remediation Closure Guide - March 25, 2014
U - Not present at or above the associated value
J - Estimated concentration
ND - Non Detect (calculation)
- All Site structures shown have been demolished to grade

SCALE VERIFICATION

THIS BAR MEASURES 1" ON ORIGINAL. ADJUST SCALE ACCORDINGLY.

Approved

DRAWING STATUS

Status	Date	Initial

SITE-WIDE GROUNDWATER QUALITY VOCs (2011 - 2013)

RFI REPORT

FORMER MANUAL TRANSMISSIONS OF MUNCIE FACILITY
MUNCIE, INDIANA

CONESTOGA-ROVERS & ASSOCIATES

Source Reference:

Project Manager:	Reviewed By:	Date:	
S.R.	J.B.	APRIL 2014	
Scale: 1:120	Project №: 017324-T07	Report №: 010	Drawing №: 68e

017324-T07(010)GN-SC069 JUN 13/2014

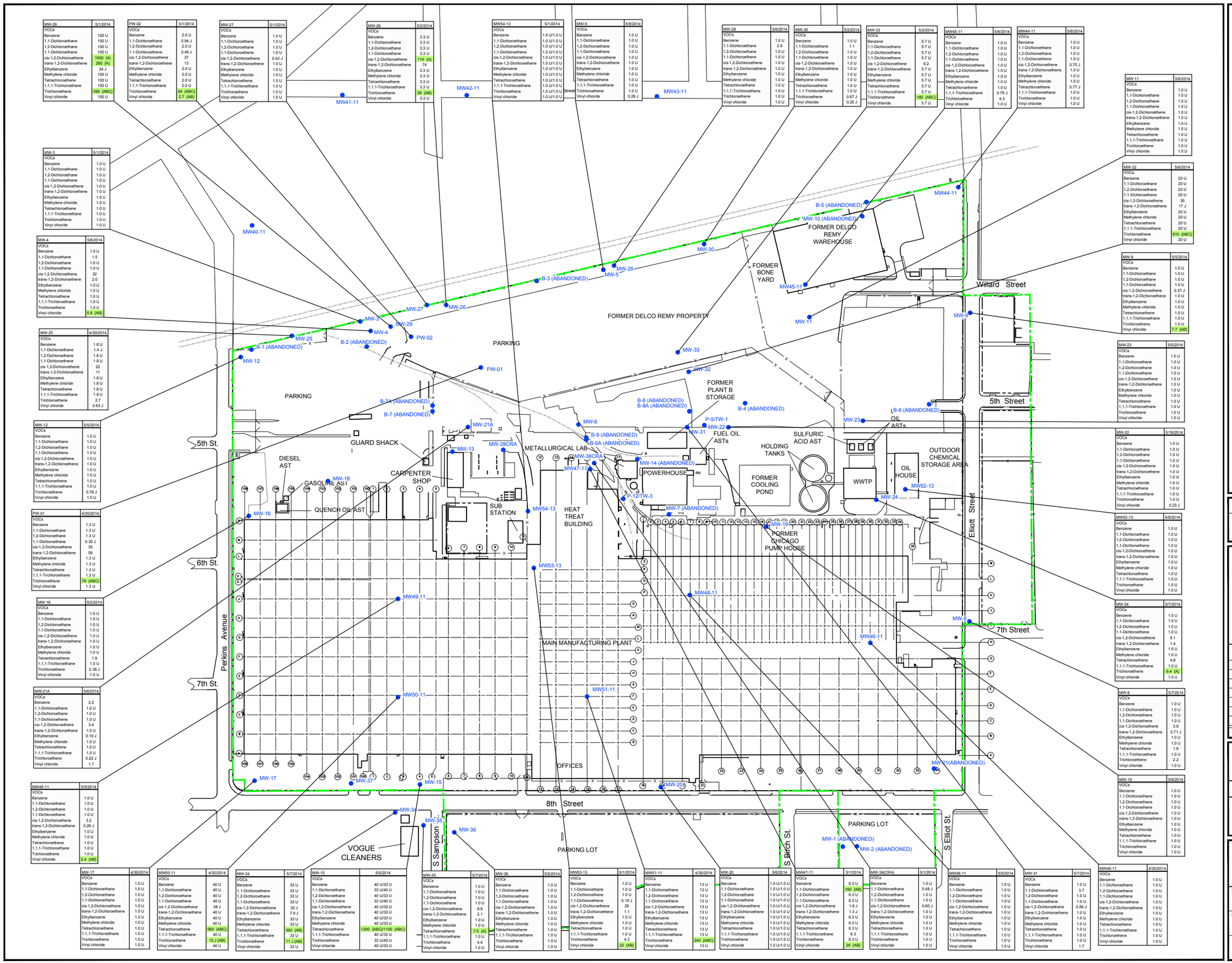

0 50 100ft

LEGEND

- RAILROAD
- FENCE
- APPROXIMATE SITE BOUNDARY
- MW51-11 MONITORING WELL LOCATION

MW-9 | 12/9/2011 — LOCATION / SAMPLE DATE
VOCs
Benzene 1.0 U
1,1-Dichloroethene 1.0 U
1,2-Dichloroethene 1.0 U
1,1-Dichloroethene 1.0 U
cis-1,2-Dichloroethene 1.0 U
trans-1,2-Dichloroethene 1.0 U
Ethylbenzene 1.0 U
Methylene chloride 1.0 U
Tetrachloroethene 0.36 J — RESULT (ug/L)
1,1,1-Trichloroethane 1.0 U
Trichloroethene 1.0 U
Vinyl chloride 10 (AB) — PARAMETER

EXCEEDANCE

VOC	IDEM Residential Tap Water (A)	IDEM Residential Vapor Exposure Screening Levels (B)	IDEM Commercial/Industrial Vapor Exposure Screening Levels (C)
Benzene	5	24	120
1,1-Dichloroethene	24	110	550
1,2-Dichloroethene	5	43	210
1,2-Dichloroethene (total)	130	-	-
1,1-Dichloroethene	7	300	1300
cis-1,2-Dichloroethene	70	-	-
trans-1,2-Dichloroethene	100	-	-
Ethylbenzene	700	-	-
Methylene chloride	5	-	-
Tetrachloroethene	5	110	470
1,1,1-Trichloroethane	200	13000	64000
Trichloroethene	5	9.1	38
Vinyl chloride	2	2	35

NOTES:
(1) IDEM Appendix A: Screening Levels Remediation Closure Guide - March 25, 2014
U - Not present at or above the associated value
J - Estimated concentration
ND - Non Detect (calculation)
- All Site structures shown have been demolished to grade

SCALE VERIFICATION

THIS BAR MEASURES 1" ON ORIGINAL. ADJUST SCALE ACCORDINGLY.

Approved

DRAWING STATUS

Status	Date	Initial

SITE-WIDE GROUNDWATER QUALITY VOCs (2014)

RFI REPORT

FORMER MANUAL TRANSMISSIONS OF MUNCIE FACILITY
MUNCIE, INDIANA

CONESTOGA-ROVERS & ASSOCIATES

Source Reference:

Project Manager:	Reviewed By:	Date:	
S.R.	J.B.	JUNE 2014	
Scale: 1:120	Project №: 017324-T07	Report №: 010	Drawing №: 68f

017324-T07(010)GN-SC082 JUN 13/2014

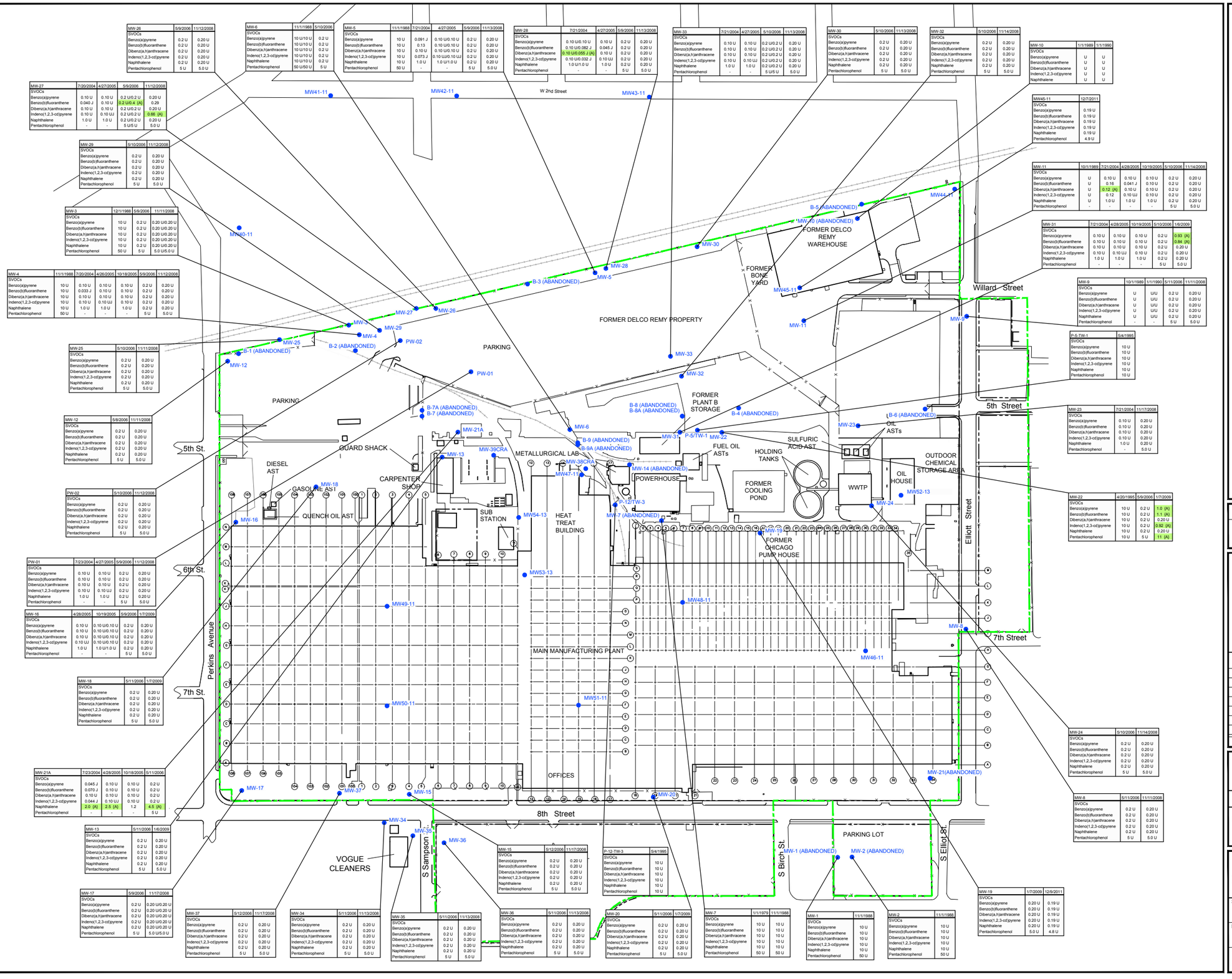

MW-26	5/9/2006	11/12/2008
SVOCs		
Benzo(a)pyrene	0.2 U	0.20 U
Benzo(b)fluoranthene	0.2 U	0.20 U
Dibenz(a,h)anthracene	0.2 U	0.20 U
Indeno(1,2,3-cd)pyrene	0.2 U	0.20 U
Naphthalene	0.2 U	0.20 U
Pentachlorophenol	5 U	5.0 U

MW-6	11/1/1988	5/10/2006
SVOCs		
Benzo(a)pyrene	10 U/10 U	0.2 U
Benzo(b)fluoranthene	10 U/10 U	0.2 U
Dibenz(a,h)anthracene	10 U/10 U	0.2 U
Indeno(1,2,3-cd)pyrene	10 U/10 U	0.2 U
Naphthalene	10 U/10 U	0.2 U
Pentachlorophenol	50 U/50 U	5 U

MW-5	11/1/1988	7/21/2004	4/27/2005	5/9/2006	11/13/2008
SVOCs					
Benzo(a)pyrene	10 U	0.091 J	0.10 U/0.10 U	0.2 U	0.20 U
Benzo(b)fluoranthene	10 U	0.13	0.10 U/0.10 U	0.2 U	0.20 U
Dibenz(a,h)anthracene	10 U	0.10 U	0.10 U/0.10 U	0.2 U	0.20 U
Indeno(1,2,3-cd)pyrene	10 U	0.073 J	0.10 U/0.10 U	0.2 U	0.20 U
Naphthalene	10 U	1.0 U	1.0 U/1.0 U	0.2 U	0.20 U
Pentachlorophenol	50 U	-	-	5 U	5.0 U

MW-28	7/21/2004	4/27/2005	5/9/2006	11/13/2008
SVOCs				
Benzo(a)pyrene	0.10 U/0.10 U	0.10 U	0.2 U	0.20 U
Benzo(b)fluoranthene	0.10 U/0.082 J	0.045 J	0.2 U	0.20 U
Dibenz(a,h)anthracene	0.10 U/0.055 J (A)	0.10 U	0.2 U	0.20 U
Indeno(1,2,3-cd)pyrene	0.10 U/0.032 J	0.10 UJ	0.2 U	0.20 U
Naphthalene	1.0 U/1.0 U	1.0 U	0.2 U	0.20 U
Pentachlorophenol	-	-	5 U	5.0 U

MW-33	7/21/2004	4/27/2005	5/10/2006	11/13/2008
SVOCs				
Benzo(a)pyrene	0.10 U	0.10 U	0.2 U/0.2 U	0.20 U
Benzo(b)fluoranthene	0.10 U	0.10 U	0.2 U/0.2 U	0.20 U
Dibenz(a,h)anthracene	0.10 U	0.10 U	0.2 U/0.2 U	0.20 U
Indeno(1,2,3-cd)pyrene	0.10 U	0.10 UJ	0.2 U/0.2 U	0.20 U
Naphthalene	1.0 U	1.0 U	0.2 U/0.2 U	0.20 U
Pentachlorophenol	-	-	5 U/5 U	5.0 U

MW-30	5/10/2006	11/13/2008
SVOCs		
Benzo(a)pyrene	0.2 U	0.20 U
Benzo(b)fluoranthene	0.2 U	0.20 U
Dibenz(a,h)anthracene	0.2 U	0.20 U
Indeno(1,2,3-cd)pyrene	0.2 U	0.20 U
Naphthalene	0.2 U	0.20 U
Pentachlorophenol	5 U	5.0 U

MW-32	5/10/2006	11/14/2008
SVOCs		
Benzo(a)pyrene	0.2 U	0.20 U
Benzo(b)fluoranthene	0.2 U	0.20 U
Dibenz(a,h)anthracene	0.2 U	0.20 U
Indeno(1,2,3-cd)pyrene	0.2 U	0.20 U
Naphthalene	0.2 U	0.20 U
Pentachlorophenol	5 U	5.0 U

MW-27	7/20/2004	4/27/2005	5/9/2006	11/12/2008
SVOCs				
Benzo(a)pyrene	0.10 U	0.10 U	0.2 U/0.2 U	0.20 U
Benzo(b)fluoranthene	0.040 J	0.10 U	0.2 U/0.4 (A)	0.29
Dibenz(a,h)anthracene	0.10 U	0.10 U	0.2 U/0.2 U	0.20 U
Indeno(1,2,3-cd)pyrene	0.10 U	0.10 UJ	0.2 U/0.2 U	0.66 (A)
Naphthalene	1.0 U	1.0 U	0.2 U/0.2 U	0.20 U
Pentachlorophenol	-	-	5 U/5 U	5.0 U

MW-29	5/10/2006	11/12/2008
SVOCs		
Benzo(a)pyrene	0.2 U	0.20 U
Benzo(b)fluoranthene	0.2 U	0.20 U
Dibenz(a,h)anthracene	0.2 U	0.20 U
Indeno(1,2,3-cd)pyrene	0.2 U	0.20 U
Naphthalene	0.2 U	0.20 U
Pentachlorophenol	5 U	5.0 U

MW-3	12/1/1988	5/9/2006	11/11/2008
SVOCs			
Benzo(a)pyrene	10 U	0.2 U	0.20 U/0.20 U
Benzo(b)fluoranthene	10 U	0.2 U	0.20 U/0.20 U
Dibenz(a,h)anthracene	10 U	0.2 U	0.20 U/0.20 U
Indeno(1,2,3-cd)pyrene	10 U	0.2 U	0.20 U/0.20 U
Naphthalene	10 U	0.2 U	0.20 U/0.20 U
Pentachlorophenol	50 U	5 U	5.0 U/5.0 U

MW-4	11/1/1988	7/20/2004	4/26/2005	10/18/2005	5/9/2006	11/12/2008
SVOCs						
Benzo(a)pyrene	10 U	0.10 U	0.10 U	0.10 U	0.2 U	0.20 U
Benzo(b)fluoranthene	10 U	0.033 J	0.10 U	0.10 U	0.2 U	0.20 U
Dibenz(a,h)anthracene	10 U	0.10 U	0.10 U	0.10 U	0.2 U	0.20 U
Indeno(1,2,3-cd)pyrene	10 U	0.10 U	0.10 U	0.10 U	0.2 U	0.20 U
Naphthalene	10 U	1.0 U	1.0 U	1.0 U	0.2 U	0.20 U
Pentachlorophenol	50 U	-	-	-	5 U	5.0 U

MW-25	5/10/2006	11/11/2008
SVOCs		
Benzo(a)pyrene	0.2 U	0.20 U
Benzo(b)fluoranthene	0.2 U	0.20 U
Dibenz(a,h)anthracene	0.2 U	0.20 U
Indeno(1,2,3-cd)pyrene	0.2 U	0.20 U
Naphthalene	0.2 U	0.20 U
Pentachlorophenol	5 U	5.0 U

MW-12	5/8/2006	11/11/2008
SVOCs		
Benzo(a)pyrene	0.2 U	0.20 U
Benzo(b)fluoranthene	0.2 U	0.20 U
Dibenz(a,h)anthracene	0.2 U	0.20 U
Indeno(1,2,3-cd)pyrene	0.2 U	0.20 U
Naphthalene	0.2 U	0.20 U
Pentachlorophenol	5 U	5.0 U

PW-02	5/10/2006	11/12/2008
SVOCs		
Benzo(a)pyrene	0.2 U	0.20 U
Benzo(b)fluoranthene	0.2 U	0.20 U
Dibenz(a,h)anthracene	0.2 U	0.20 U
Indeno(1,2,3-cd)pyrene	0.2 U	0.20 U
Naphthalene	0.2 U	0.20 U
Pentachlorophenol	5 U	5.0 U

PW-01	7/23/2004	4/27/2005	5/9/2006	11/12/2008
SVOCs				
Benzo(a)pyrene	0.10 U	0.10 U	0.2 U	0.20 U
Benzo(b)fluoranthene	0.10 U	0.10 U	0.2 U	0.20 U
Dibenz(a,h)anthracene	0.10 U	0.10 U	0.2 U	0.20 U
Indeno(1,2,3-cd)pyrene	0.10 U	0.10 U	0.2 U	0.20 U
Naphthalene	1.0 U	1.0 U	0.2 U	0.20 U
Pentachlorophenol	-	-	5 U	5.0 U

MW-16	4/28/2005	10/19/2005	5/9/2006	1/7/2009
SVOCs				
Benzo(a)pyrene	0.10 U	0.10 U/0.10 U	0.2 U	0.20 U
Benzo(b)fluoranthene	0.10 U	0.10 U/0.10 U	0.2 U	0.20 U
Dibenz(a,h)anthracene	0.10 U	0.10 U/0.10 U	0.2 U	0.20 U
Indeno(1,2,3-cd)pyrene	0.10 U	0.10 U/0.10 U	0.2 U	0.20 U
Naphthalene	1.0 U	1.0 U/1.0 U	0.2 U	0.20 U
Pentachlorophenol	-	-	5 U	5.0 U

MW-18	5/11/2006	1/7/2009
SVOCs		
Benzo(a)pyrene	0.2 U	0.20 U
Benzo(b)fluoranthene	0.2 U	0.20 U
Dibenz(a,h)anthracene	0.2 U	0.20 U
Indeno(1,2,3-cd)pyrene	0.2 U	0.20 U
Naphthalene	0.2 U	0.20 U
Pentachlorophenol	5 U	5.0 U

MW-21A	7/23/2004	4/28/2005	10/18/2005	5/11/2006
SVOCs				
Benzo(a)pyrene	0.045 J	0.10 U	0.10 U	0.2 U
Benzo(b)fluoranthene	0.070 J	0.10 U	0.10 U	0.2 U
Dibenz(a,h)anthracene	0.10 U	0.10 U	0.10 U	0.2 U
Indeno(1,2,3-cd)pyrene	0.044 J	0.10 U	0.10 U	0.2 U
Naphthalene	2.0 (A)	2.5 (A)	1.2	4.5 (A)
Pentachlorophenol	-	-	-	5 U

MW-13	5/11/2006	1/6/2009
SVOCs		
Benzo(a)pyrene	0.2 U	0.20 U
Benzo(b)fluoranthene	0.2 U	0.20 U
Dibenz(a,h)anthracene	0.2 U	0.20 U
Indeno(1,2,3-cd)pyrene	0.2 U	0.20 U
Naphthalene	0.2 U	0.20 U
Pentachlorophenol	5 U	5.0 U

MW-17	5/9/2006	11/17/2008
SVOCs		
Benzo(a)pyrene	0.2 U	0.20 U/0.20 U
Benzo(b)fluoranthene	0.2 U	0.20 U/0.20 U
Dibenz(a,h)anthracene	0.2 U	0.20 U/0.20 U
Indeno(1,2,3-cd)pyrene	0.2 U	0.20 U/0.20 U
Naphthalene	0.2 U	0.20 U/0.20 U
Pentachlorophenol	5 U	5.0 U/5.0 U

MW-37	5/12/2006	11/17/2008
SVOCs		
Benzo(a)pyrene	0.2 U	0.20 U
Benzo(b)fluoranthene	0.2 U	0.20 U
Dibenz(a,h)anthracene	0.2 U	0.20 U
Indeno(1,2,3-cd)pyrene	0.2 U	0.20 U
Naphthalene	0.2 U	0.20 U
Pentachlorophenol	5 U	5.0 U

MW-34	5/11/2006	11/13/2008
SVOCs		
Benzo(a)pyrene	0.2 U	0.20 U
Benzo(b)fluoranthene	0.2 U	0.20 U
Dibenz(a,h)anthracene	0.2 U	0.20 U
Indeno(1,2,3-cd)pyrene	0.2 U	0.20 U
Naphthalene	0.2 U	0.20 U
Pentachlorophenol	5 U	5.0 U

MW-35	5/11/2006	11/13/2008
SVOCs		
Benzo(a)pyrene	0.2 U	0.20 U
Benzo(b)fluoranthene	0.2 U	0.20 U
Dibenz(a,h)anthracene	0.2 U	0.20 U
Indeno(1,2,3-cd)pyrene	0.2 U	0.20 U
Naphthalene	0.2 U	0.20 U
Pentachlorophenol	5 U	5.0 U

MW-36	5/11/2006	11/13/2008
SVOCs		
Benzo(a)pyrene	0.2 U	0.20 U
Benzo(b)fluoranthene	0.2 U	0.20 U
Dibenz(a,h)anthracene	0.2 U	0.20 U
Indeno(1,2,3-cd)pyrene	0.2 U	0.20 U
Naphthalene	0.2 U	0.20 U
Pentachlorophenol	5 U	5.0 U

MW-15	5/12/2006	11/17/2008
SVOCs		
Benzo(a)pyrene	0.2 U	0.20 U
Benzo(b)fluoranthene	0.2 U	0.20 U
Dibenz(a,h)anthracene	0.2 U	0.20 U
Indeno(1,2,3-cd)pyrene	0.2 U	0.20 U
Naphthalene	0.2 U	0.20 U
Pentachlorophenol	5 U	5.0 U

P-12/TW-3	5/4/1995
SVOCs	
Benzo(a)pyrene	10 U
Benzo(b)fluoranthene	10 U
Dibenz(a,h)anthracene	10 U
Indeno(1,2,3-cd)pyrene	10 U
Naphthalene	10 U
Pentachlorophenol	10 U

MW-20	5/11/2006	1/7/2009
SVOCs		
Benzo(a)pyrene	0.2 U	0.20 U
Benzo(b)fluoranthene	0.2 U	0.20 U
Dibenz(a,h)anthracene	0.2 U	0.20 U
Indeno(1,2,3-cd)pyrene	0.2 U	0.20 U
Naphthalene	0.2 U	0.20 U
Pentachlorophenol	5 U	5.0 U

MW-7	1/1/1979	11/1/1988
SVOCs		
Benzo(a)pyrene	10 U	10 U
Benzo(b)fluoranthene	10 U	10 U
Dibenz(a,h)anthracene	10 U	10 U
Indeno(1,2,3-cd)pyrene	10 U	10 U
Naphthalene	10 U	10 U
Pentachlorophenol	50 U	50 U

MW-1	11/1/1988
SVOCs	
Benzo(a)pyrene	10 U
Benzo(b)fluoranthene	10 U
Dibenz(a,h)anthracene	10 U
Indeno(1,2,3-cd)pyrene	10 U
Naphthalene	10 U
Pentachlorophenol	50 U

MW-2	11/1/1988
SVOCs	
Benzo(a)pyrene	10 U
Benzo(b)fluoranthene	10 U
Dibenz(a,h)anthracene	10 U
Indeno(1,2,3-cd)pyrene	10 U
Naphthalene	10 U
Pentachlorophenol	50 U

MW-19	1/7/2009	12/6/2011
SVOCs		
Benzo(a)pyrene	0.20 U	0.19 U
Benzo(b)fluoranthene	0.20 U	0.19 U
Dibenz(a,h)anthracene	0.20 U	0.19 U
Indeno(1,2,3-cd)pyrene	0.20 U	0.19 U
Naphthalene	0.20 U	0.19 U
Pentachlorophenol	5.0 U	4.8 U

MW-24	5/10/2006	11/14/2008
SVOCs		
Benzo(a)pyrene	0.2 U	0.20 U
Benzo(b)fluoranthene	0.2 U	0.20 U
Dibenz(a,h)anthracene	0.2 U	0.20 U
Indeno(1,2,3-cd)pyrene	0.2 U	0.20 U
Naphthalene	0.2 U	0.20 U
Pentachlorophenol	5 U	5.0 U

MW-8	5/11/2006	11/11/2008
SVOCs		
Benzo(a)pyrene	0.2 U	0.20 U
Benzo(b)fluoranthene	0.2 U	0.20 U
Dibenz(a,h)anthracene	0.2 U	0.20 U
Indeno(1,2,3-cd)pyrene	0.2 U	0.20 U
Naphthalene	0.2 U	0.20 U
Pentachlorophenol	5 U	5.0 U

MW-23	7/21/2004	11/17/2008
SVOCs		
Benzo(a)pyrene	0.10 U	0.20 U
Benzo(b)fluoranthene	0.10 U	0.20 U
Dibenz(a,h)anthracene	0.10 U	0.20 U
Indeno(1,2,3-cd)pyrene	0.10 U	0.20 U
Naphthalene	1.0 U	0.20 U
Pentachlorophenol	-	5.0 U

MW-22	4/20/1995	5/9/2006	1/7/2009
SVOCs			
Benzo(a)pyrene	10 U	0.2 U	1.0 (A)
Benzo(b)fluoranthene	10 U	0.2 U	1.1 (A)
Dibenz(a,h)anthracene	10 U	0.2 U	0.20 U
Indeno(1,2,3-cd)pyrene	10 U	0.2 U	0.92 (A)
Naphthalene	10 U	0.2 U	0.20 U
Pentachlorophenol	10 U	5 U	11 (A)

MW-10	1/1/1989	1/1/1990
SVOCs		
Benzo(a)pyrene	U	U
Benzo(b)fluoranthene	U	U
Dibenz(a,h)anthracene	U	U
Indeno(1,2,3-cd)pyrene	U	U
Naphthalene	U	U

MW45-11	12/7/2011
SVOCs	
Benzo(a)pyrene	0.19 U
Benzo(b)fluoranthene	0.19 U
Dibenz(a,h)anthracene	0.19 U
Indeno(1,2,3-cd)pyrene	0.19 U
Naphthalene	0.19 U
Pentachlorophenol	4.9 U

MW-11	10/1/1989	7/21/2004	4/28/2005	10/19/2005	5/10/2006	11/14/2008
SVOCs						
Benzo(a)pyrene	U	0.10 U	0.10 U	0.10 U	0.2 U	0.20 U
Benzo(b)fluoranthene	U	0.16	0.041 J	0.10 U	0.2 U	0.20 U
Dibenz(a,h)anthracene	U	0.12 (A)	0.10 U	0.10 U	0.2 U	0.20 U
Indeno(1,2,3-cd)pyrene	U	0.12	0.10 UJ	0.10 U	0.2 U	0.20 U
Naphthalene	U	1.0 U	1.0 U	1.0 U	0.2 U	0.20 U
Pentachlorophenol	-	-	-	-	5 U	5.0 U

MW-31	7/21/2004	4/28/2005	10/19/2005	5/10/2006	1/6/2009
SVOCs					
Benzo(a)pyrene	0.10 U	0.10 U	0.10 U	0.2 U	0.93 (A)
Benzo(b)fluoranthene	0.10 U	0.10 U	0.10 U	0.2 U	0.84 (A)
Dibenz(a,h)anthracene	0.10 U	0.10 U	0.10 U	0.2 U	0.20 U
Indeno(1,2,3-cd)pyrene	0.10 U	0.10 UJ	0.10 U	0.2 U	0.20 U
Naphthalene	1.0 U	1.0 U	1.0 U	0.2 U	0.20 U
Pentachlorophenol	-	-	-	5 U	5.0 U

MW-9	10/1/1989	1/1/1990	5/11/2006	11/11/2008
SVOCs				
Benzo(a)pyrene	U	UU	0.2 U	0.20 U
Benzo(b)fluoranthene	U	UU	0.2 U	0.20 U
Dibenz(a,h)anthracene	U	UU	0.2 U	0.20 U
Indeno(1,2,3-cd)pyrene	U	UU	0.2 U	0.20 U
Naphthalene	U	UU	0.2 U	0.20 U
Pentachlorophenol	-	-	5 U	5.0 U

P-5-TW-1	5/4/1995
SVOCs	
Benzo(a)pyrene	10 U
Benzo(b)fluoranthene	10 U
Dibenz(a,h)anthracene	10 U
Indeno(1,2,3-cd)pyrene	10 U
Naphthalene	10 U
Pentachlorophenol	10 U

SVOC	IDEM Residential Tap Water (A)	IDEM Residential Vapor Exposure Screening Levels (B)	IDEM Commercial/Industrial Vapor Exposure Screening Levels (C)
Benzo(a)pyrene	0.2	-	-
Benzo(b)fluoranthene	0.29	-	-
Dibenz(a,h)anthracene	0.029	-	-
Indeno(1,2,3-cd)pyrene	0.29	-	-
Naphthalene	1.4	91	460
Pentachlorophenol	1	-	-

NOTES:
(1) IDEM Appendix A: Screening Levels Remediation Closure Guide - March 25, 2014
U - Not present at or above the associated value
J - Estimated concentration
ND - Non Detect (calculation)
- All Site structures shown have been demolished to grade

0 50 100ft

LEGEND
RAILROAD
FENCE
APPROXIMATE SITE BOUNDARY
MW51-11 MONITORING WELL LOCATION
LOCATION
SAMPLE DATE
RESULT (ug/L)
PARAMETER
EXCEEDANCE

SCALE VERIFICATION
THIS BAR MEASURES 1" ON ORIGINAL. ADJUST SCALE ACCORDINGLY.

Approved

DRAWING STATUS

Status	Date	Initial

SITE-WIDE GROUNDWATER QUALITY SVOCs (ALL DATES)

RFI REPORT

FORMER MANUAL TRANSMISSIONS OF MUNCIE FACILITY
MUNCIE, INDIANA

CONESTOGA-ROVERS & ASSOCIATES

Source Reference:

Project Manager:	Reviewed By:	Date:	
S.R.	J.B.	APRIL 2014	
Scale: 1:120	Project No: 017324-T07	Report No: 010	Drawing No: 69

017324-T07(010)GN-SC063 JUN 13/2014

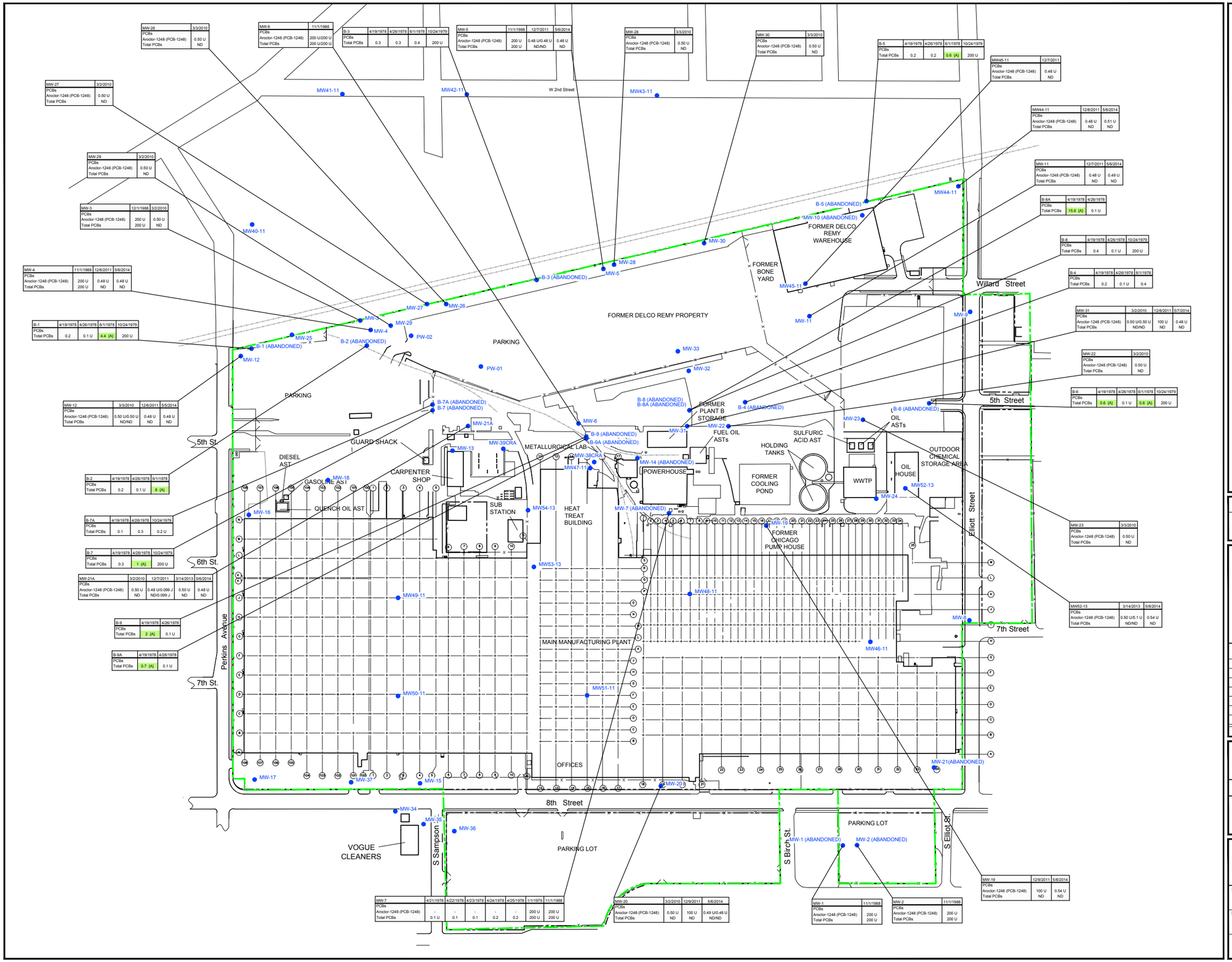

0 60 120 ft

LEGEND

- RAILROAD
- FENCE
- APPROXIMATE SITE BOUNDARY
- MW51-11 ● MONITORING WELL LOCATION

MW-11 | 12/7/2011 | PCBs | Aroclor-1248 (PCB-1248) | 0.48 U ND | Total PCBs

- LOCATION
- SAMPLE DATE
- RESULT (ug/L)
- PARAMETER

EXCEEDANCE

PCB	IDEM Residential Tap Water (A)
Aroclor-1248(PCB-1248)	0.34
Total PCBs	0.5

NOTES:
(1) IDEM Appendix A: Screening Levels Remediation Closure Guide - March 25, 2014
U - Not present at or above the associated value
J - Estimated concentration
ND - Non Detect (calculation)
- All Site structures shown have been demolished to grade

SCALE VERIFICATION

THIS BAR MEASURES 1" ON ORIGINAL. ADJUST SCALE ACCORDINGLY.

Approved

DRAWING STATUS

Status	Date	Initial

SITE-WIDE GROUNDWATER QUALITY PCBs (ALL DATES)

RFI REPORT

FORMER MANUAL TRANSMISSIONS OF MUNCIE FACILITY
MUNCIE, INDIANA

CONESTOGA-ROVERS & ASSOCIATES

Source Reference:

Project Manager:	Reviewed By:	Date:	
S.R.	J.B.	JUNE 2014	
Scale: 1:120	Project N°: 017324-T07	Report N°: 010	Drawing N°: 70

017324-T07(010)GN-SC064 JUN 20/2014

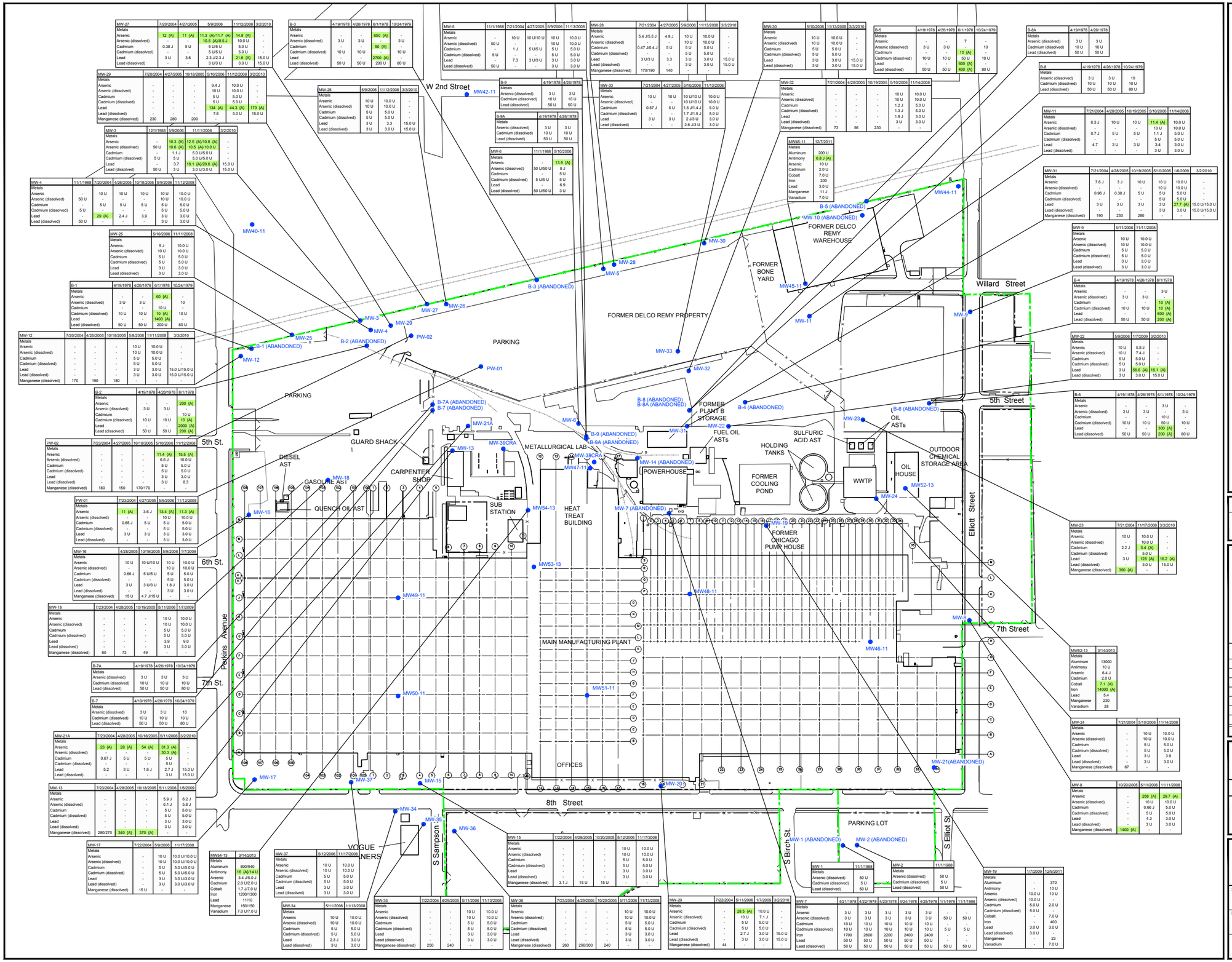

MW-27	7/20/2004	4/27/2005	5/9/2006	11/12/2008	3/2/2010
Metals					
Arsenic	12 (A)	11 (A)	11.3 (A)/11.7 (A)	14.8 (A)	-
Arsenic (dissolved)	-	-	10.5 (A)/8.5 J	10.0 U	-
Cadmium	0.38 J	5 U	5 U/5 U	5.0 U	-
Cadmium (dissolved)	-	-	5 U/5 U	5.0 U	-
Lead	3 U	3.6	2.3 J/2.3 J	21.6 (A)	15.0 U
Lead (dissolved)	-	-	3 U/3 U	3.0 U	15.0 U

B-3	4/19/1978	4/26/1978	6/1/1978	10/24/1979
Metals				
Arsenic	-	-	650 (A)	-
Arsenic (dissolved)	3 U	3 U	-	3 U
Cadmium	-	-	50 (A)	-
Cadmium (dissolved)	10 U	10 U	-	10 U
Lead	-	-	2700 (A)	-
Lead (dissolved)	50 U	50 U	200 U	80 U

MW-5	11/1/1988	7/21/2004	4/27/2005	5/9/2006	11/13/2008
Metals					
Arsenic	-	10 U	10 U/10 U	10 U	10.0 U
Arsenic (dissolved)	50 U	-	-	10 U	10.0 U
Cadmium	-	1 J	5 U/5 U	5 U	5.0 U
Cadmium (dissolved)	5 U	-	-	5 U	5.0 U
Lead	-	7.3	3 U/3 U	3 U	3.0 U
Lead (dissolved)	50 U	-	-	3 U	3.0 U

MW-28	7/21/2004	4/27/2005	5/9/2006	11/13/2008	3/3/2010
Metals					
Arsenic	5.4 J/5.5 J	4.9 J	10 U	10.0 U	-
Arsenic (dissolved)	-	-	10 U	10.0 U	-
Cadmium	0.47 J/0.4 J	5 U	5 U	5.0 U	-
Cadmium (dissolved)	-	-	5 U	5.0 U	-
Lead	3 U/3 U	3.3	3 U	3.0 U	15.0 U
Lead (dissolved)	-	-	3 U	3.0 U	15.0 U
Manganese (dissolved)	170/190	140	-	-	-

MW-30	5/10/2006	11/13/2008	3/3/2010
Metals			
Arsenic	10 U	10.0 U	-
Arsenic (dissolved)	10 U	10.0 U	-
Cadmium	5 U	5.0 U	-
Cadmium (dissolved)	5 U	5.0 U	-
Lead	3 U	3.0 U	15.0 U
Lead (dissolved)	3 U	3.0 U	15.0 U

B-5	4/19/1978	4/26/1978	6/1/1978	10/24/1979
Metals				
Arsenic	-	-	7	-
Arsenic (dissolved)	3 U	3 U	-	10
Cadmium	-	-	10 (A)	-
Cadmium (dissolved)	10 U	10 U	50 U	10 U
Lead	-	-	600 (A)	-
Lead (dissolved)	50 U	50 U	400 (A)	80 U

B-8A	4/19/1978	4/26/1978
Metals		
Arsenic (dissolved)	3 U	3 U
Cadmium (dissolved)	10 U	10 U
Lead (dissolved)	50 U	50 U

B-8	4/19/1978	4/26/1978	10/24/1979
Metals			
Arsenic (dissolved)	3 U	3 U	10
Cadmium (dissolved)	10 U	10 U	10 U
Lead (dissolved)	50 U	50 U	80 U

MW-29	7/20/2004	4/27/2005	10/18/2005	5/10/2006	11/12/2008	3/2/2010
Metals						
Arsenic	-	-	-	9.4 J	10.0 U	-
Arsenic (dissolved)	-	-	-	10 U	10.0 U	-
Cadmium	-	-	-	5 U	5.0 U	-
Cadmium (dissolved)	-	-	-	5 U	5.0 U	-
Lead	-	-	-	134 (A)	44.3 (A)	179 (A)
Lead (dissolved)	-	-	-	7.6	3.0 U	15.0 U
Manganese (dissolved)	230	280	200	-	-	-

MW-26	5/9/2006	11/12/2008	3/3/2010
Metals			
Arsenic	10 U	10.0 U	-
Arsenic (dissolved)	10 U	10.0 U	-
Cadmium	5 U	5.0 U	-
Cadmium (dissolved)	5 U	5.0 U	-
Lead	3 U	3.3	15.0 U
Lead (dissolved)	3 U	3.0 U	15.0 U

B-9	4/19/1978	4/26/1978
Metals		
Arsenic (dissolved)	3 U	3 U
Cadmium (dissolved)	10 U	10 U
Lead (dissolved)	50 U	50 U

B-9A	4/19/1978	4/26/1978
Metals		
Arsenic (dissolved)	3 U	3 U
Cadmium (dissolved)	10 U	10 U
Lead (dissolved)	50 U	50 U

MW-33	7/21/2004	4/27/2005	5/10/2006	11/13/2008
Metals				
Arsenic	10 U	10 U	10 U/10 U	10.0 U
Arsenic (dissolved)	-	-	10 U/10 U	10.0 U
Cadmium	0.57 J	5 U	1.5 J/1.4 J	5.0 U
Cadmium (dissolved)	-	-	1.7 J/1.5 J	5.0 U
Lead	3 U	3 U	2 J/3 U	3.0 U
Lead (dissolved)	-	-	2.6 J/3 U	3.0 U

MW-32	7/21/2004	4/28/2005	10/19/2005	5/10/2006	11/14/2006
Metals					
Arsenic	-	-	-	10 U	10.0 U
Arsenic (dissolved)	-	-	-	10 U	10.0 U
Cadmium	-	-	-	1.2 J	5.0 U
Cadmium (dissolved)	-	-	-	1.3 J	5.0 U
Lead	-	-	-	1.9 J	3.0 U
Lead (dissolved)	-	-	-	3 U	3.0 U
Manganese (dissolved)	73	56	230	-	-

MW-11	7/21/2004	4/28/2005	10/19/2005	5/10/2006	11/14/2006
Metals					
Arsenic	6.3 J	10 U	10 U	11.4 (A)	10.0 U
Arsenic (dissolved)	-	-	-	10 U	10.0 U
Cadmium	0.7 J	5 U	5 U	1.1 J	5.0 U
Cadmium (dissolved)	-	-	-	5 U	5.0 U
Lead	4.7	3 U	3 U	3.4	3.0 U
Lead (dissolved)	-	-	-	3 U	3.0 U

MW-45-11	12/7/2011
Metals	
Aluminum	200 U
Antimony	6.8 J (A)
Arsenic	10 U
Cadmium	2.0 U
Cobalt	7.0 U
Iron	200
Lead	3.0 U
Manganese	11 J
Vanadium	7.0 U

MW-31	7/21/2004	4/28/2005	10/19/2005	5/10/2006	1/6/2009	3/2/2010
Metals						
Arsenic	7.6 J	3 J	10 U	10 U	10.0 U	-
Arsenic (dissolved)	-	-	-	10 U	10.0 U	-
Cadmium	0.96 J	0.38 J	5 U	5 U	5.0 U	-
Cadmium (dissolved)	-	-	-	5 U	5.0 U	-
Lead	3 U	3 U	3 U	3 U	27.7 (A)	15.0 U/15.0 U
Lead (dissolved)	-	-	-	3 U	3 U	15.0 U/15.0 U
Manganese (dissolved)	190	230	280	-	-	-

MW-9	5/11/2006	11/11/2008
Metals		
Arsenic	10 U	10.0 U
Arsenic (dissolved)	10 U	10.0 U
Cadmium	5 U	5.0 U
Cadmium (dissolved)	5 U	5.0 U
Lead	3 U	3.0 U
Lead (dissolved)	3 U	3.0 U

B-4	4/19/1978	4/26/1978	6/1/1978
Metals			
Arsenic	-	-	3 U
Arsenic (dissolved)	3 U	3 U	-
Cadmium	-	-	10 (A)
Cadmium (dissolved)	10 U	10 U	10 (A)
Lead	-	-	600 (A)
Lead (dissolved)	50 U	50 U	200 (A)

MW-22	5/9/2006	1/7/2009	3/2/2010
Metals			
Arsenic	10 U	5.8 J	-
Arsenic (dissolved)	10 U	7.4 J	-
Cadmium	5 U	5.0 U	-
Cadmium (dissolved)	5 U	5.0 U	-
Lead	3 U	56.6 (A)	15.1 (A)
Lead (dissolved)	3 U	3.0 U	15.0

B-6	4/19/1978	4/26/1978	6/1/1978	10/24/1979
Metals				
Arsenic	-	-	3 U	-
Arsenic (dissolved)	3 U	3 U	-	3 U
Cadmium	-	-	10 U	-
Cadmium (dissolved)	10 U	10 U	50 U	10 U
Lead	-	-	300 (A)	-
Lead (dissolved)	50 U	50 U	200 (A)	80 U

MW-12	7/20/2004	4/26/2005	10/18/2005	5/8/2006	11/11/2008	3/3/2010
Metals						
Arsenic	-	-	-	10 U	10.0 U	-
Arsenic (dissolved)	-	-	-	10 U	10.0 U	-
Cadmium	-	-	-	5 U	5.0 U	-
Cadmium (dissolved)	-	-	-	5 U	5.0 U	-
Lead	-	-	-	3 U	3.0 U	15.0 U/15.0 U
Lead (dissolved)	-	-	-	3 U	3.0 U	15.0 U/15.0 U
Manganese (dissolved)	170	190	180	-	-	-

B-2	4/19/1978	4/26/1978	6/1/1978
Metals			
Arsenic	-	-	200 (A)
Arsenic (dissolved)	3 U	3 U	-
Cadmium	-	-	10 U
Cadmium (dissolved)	10 U	10 U	10 (A)
Lead	-	-	2000 (A)
Lead (dissolved)	50 U	50 U	200 (A)

PW-02	7/23/2004	4/27/2005	10/18/2005	5/10/2006	11/12/2008
Metals					
Arsenic	-	-	-	11.4 (A)	15.5 (A)
Arsenic (dissolved)	-	-	-	6.6 J	10.0 U
Cadmium	-	-	-	5 U	5.0 U
Cadmium (dissolved)	-	-	-	5 U	5.0 U
Lead	-	-	-	3 U	3.0 U
Lead (dissolved)	-	-	-	3 U	8.3
Manganese (dissolved)	180	150	170/170	-	-

PW-01	7/23/2004	4/27/2005	5/9/2006	11/12/2008
Metals				
Arsenic	11 (A)	3.6 J	13.4 (A)	11.3 (A)
Arsenic (dissolved)	-	-	10 U	10.0 U
Cadmium	0.65 J	5 U	5 U	5.0 U
Cadmium (dissolved)	-	-	5 U	5.0 U
Lead	3 U	3 U	3 U	3.0 U
Lead (dissolved)	-	-	3 U	3.0 U

MW-16	4/28/2005	10/19/2005	5/9/2006	1/7/2009
Metals				
Arsenic	10 U	10 U/10 U	10 U	10.0 U
Arsenic (dissolved)	-	-	10 U	10.0 U
Cadmium	0.66 J	5 U/5 U	5 U	5.0 U
Cadmium (dissolved)	-	-	5 U	5.0 U
Lead	3 U	3 U/3 U	1.8 J	3.0 U
Lead (dissolved)	-	-	3 U	3.0 U
Manganese (dissolved)	15 U	4.7 J/15 U	-	-

MW-18	7/23/2004	4/28/2005	10/19/2005	5/11/2006	1/7/2009
Metals					
Arsenic	-	-	-	10 U	10.0 U
Arsenic (dissolved)	-	-	-	10 U	10.0 U
Cadmium	-	-	-	5 U	5.0 U
Cadmium (dissolved)	-	-	-	5 U	5.0 U
Lead	-	-	-	3.9	9.0
Lead (dissolved)	-	-	-	3 U	3.0 U
Manganese (dissolved)	60	73	49	-	-

B-7A	4/19/1978	4/26/1978	10/24/1979
Metals			
Arsenic (dissolved)	3 U	3 U	3 U
Cadmium (dissolved)	10 U	10 U	10 U
Lead (dissolved)	50 U	50 U	80 U

B-7	4/19/1978	4/26/1978	10/24/1979
Metals			
Arsenic (dissolved)	3 U	3 U	10
Cadmium (dissolved)	10 U	10 U	10 U
Lead (dissolved)	50 U	50 U	80 U

MW-21A	7/23/2004	4/28/2005	10/18/2005	5/11/2006	3/2/2010
Metals					
Arsenic	23 (A)	28 (A)	54 (A)	31.3 (A)	-
Arsenic (dissolved)	-	-	-	30.3 (A)	-
Cadmium	0.67 J	5 U	5 U	5 U	-
Cadmium (dissolved)	-	-	-	5 U	-
Lead	5.2	3 U	1.8 J	2.7 J	15.0 U
Lead (dissolved)	-	-	-	3 U	15.0 U

MW-13	7/23/2004	4/28/2005	10/18/2005	5/11/2006	1/6/2009
Metals					
Arsenic	-	-	-	5.9 J	6.2 J
Arsenic (dissolved)	-	-	-	6.1 J	5.6 J
Cadmium	-	-	-	5 U	5.0 U
Cadmium (dissolved)	-	-	-	5 U	5.0 U
Lead	-	-	-	3 U	3.0 U
Lead (dissolved)	-	-	-	3 U	3.0 U
Manganese (dissolved)	280/270	340 (A)	370 (A)	-	-

MW-17	7/22/2004	5/9/2006	11/17/2008
Metals			
Arsenic	-	10 U	10.0 U/10.0 U
Arsenic (dissolved)	-	10 U	10.0 U/10.0 U
Cadmium	-	5 U	5.0 U/5.0 U
Cadmium (dissolved)	-	5 U	5.0 U/5.0 U
Lead	-	3 U	3.0 U/3.0 U
Lead (dissolved)	-	3 U	3.0 U/3.0 U
Manganese (dissolved)	15 U	-	-

MW-54-13	3/14/2013
Metals	
Aluminum	800/940
Antimony	16 (A)/14 U
Arsenic	13.4 J/5.0 J
Cadmium	2.0 U/2.0 U
Cobalt	1.7 J/7.0 U
Iron	1200/1300
Lead	11/10
Manganese	150/150
Vanadium	7.0 U/7.0 U

MW-37	5/12/2006	11/17/2008
Metals		
Arsenic	10 U	10.0 U
Arsenic (dissolved)	10 U	10.0 U
Cadmium	5 U	5.0 U
Cadmium (dissolved)	5 U	5.0 U
Lead	3 U	3.0 U
Lead (dissolved)	3 U	3.0 U

MW-34	5/11/2006	11/13/2008
Metals		
Arsenic	10 U	10.0 U
Arsenic (dissolved)	10 U	10.0 U
Cadmium	5 U	5.0 U
Cadmium (dissolved)	5 U	5.0 U
Lead	2.3 J	3.0 U
Lead (dissolved)	3 U	3.0 U

MW-35	7/22/2004	4/29/2005	5/11/2006	11/13/2008
Metals				
Arsenic	-	-	10 U	10.0 U
Arsenic (dissolved)	-	-	10 U	10.0 U
Cadmium	-	-	5 U	5.0 U
Cadmium (dissolved)	-	-	5 U	5.0 U
Lead	-	-	3 U	3.0 U
Lead (dissolved)	-	-	3 U	3.0 U
Manganese (dissolved)	250	240	-	-

MW-15	7/22/2004	4/29/2005	10/20/2005	5/12/2006	11/17/2008
Metals					
Arsenic	-	-	-	10 U	10.0 U
Arsenic (dissolved)	-	-	-	10 U	10.0 U
Cadmium	-	-	-	5 U	5.0 U
Cadmium (dissolved)	-	-	-	5 U	5.0 U
Lead	-	-	-	3 U	3.0 U
Lead (dissolved)	-	-	-	3 U	3.0 U
Manganese (dissolved)	3.1 J	15 U	15 U	-	-

MW-36	7/23/2004	4/29/2005	10/20/2005	5/11/2006	11/13/2008
Metals					
Arsenic	-	-	-	10 U	10.0 U
Arsenic (dissolved)	-	-	-	10 U	10.0 U
Cadmium	-	-	-	5 U	5.0 U
Cadmium (dissolved)	-	-	-	5 U	5.0 U
Lead	-	-	-	3 U	3.0 U
Lead (dissolved)	-	-	-	3 U	3.0 U
Manganese (dissolved)	260	290/300	240	-	-

MW-20	7/22/2004	5/11/2006	1/7/2009	3/2/2010
Metals				
Arsenic	-	28.5 (A)	10.0 U	-
Arsenic (dissolved)	-	10 U	7.1 J	-
Cadmium	-	5 U	5.0 U	-
Cadmium (dissolved)	-	5 U	5.0 U	-
Iron	1700	2600	2200	2400
Lead	-	2.7 J	3.0 U	15.0 U
Lead (dissolved)	-	3 U	3.0 U	15.0 U
Manganese (dissolved)	44	-	-	-

MW-1	11/1/1988
Metals	
Arsenic (dissolved)	50 U
Cadmium (dissolved)	5 U
Lead (dissolved)	50 U

MW-2	11/1/1988
Metals	
Arsenic (dissolved)	50 U
Cadmium (dissolved)	5 U
Lead (dissolved)	50 U

MW-7	4/21/1978	4/22/1978	4/23/1978	4/24/1978	4/25/1978	1/1/1979	11/1/1988
Metals							
Arsenic	3 U	3 U	3 U	3 U	3 U	50 U	50 U
Arsenic (dissolved)	3 U	3 U	3 U	3 U	3 U	50 U	50 U
Cadmium	10 U	10 U	10 U	10 U	10 U	5 U	5 U
Cadmium (dissolved)	10 U	10 U	10 U	10 U	10 U	5 U	5 U
Lead	50 U	50 U	50 U	50 U	50 U	-	-
Lead (dissolved)	50 U	50 U	50 U	50 U	50 U	50 U	50 U

MW-19	1/7/2009	12/9/2011
Metals		
Aluminum	-	370
Antimony	-	10 U
Arsenic	10.0 U	10 U
Arsenic (dissolved)	10.0 U	-
Cadmium	5.0 U	2.0 U
Cadmium (dissolved)	5.0 U	-
Cobalt	-	7.0 U
Iron	-	400
Lead	3.0 U	3.0 U
Lead (dissolved)	3.0 U	-
Manganese	-	23
Vanadium	-	7.0 U

MW-23	7/21/2004	11/17/2008	3/3/2010
Metals			
Arsenic	10 U	10.0 U	-
Arsenic (dissolved)	2.2 J	5.4 (A)	-
Cadmium (dissolved)	-	5.0 U	-
Lead	3 U	128 (A)	16.2 (A)
Lead (dissolved)	-	3.0 U	15.0 U
Manganese (dissolved)	390 (A)	-	-

MW52-13	3/14/2013
Metals	
Aluminum	13000
Antimony	10 U
Arsenic	6.4 J
Cadmium	2.0 U
Cobalt	7.1 (A)
Iron	14000 (A)
Lead	5.4
Manganese	230
Vanadium	28

MW-24	7/21/2004	5/10/2006	11/14/2008
Metals			
Arsenic	-	10 U	10.0 U
Arsenic (dissolved)	-	10 U	10.0 U
Cadmium	-	5 U	5.0 U
Cadmium (dissolved)	-	5 U	5.0 U
Lead	-	3 U	3.9
Lead (dissolved)	-	3 U	3.0 U
Manganese (dissolved)	67	-	-

MW-8	10/20/2005	5/11/2006	11/11/2008
Metals			
Arsenic	-	268 (A)	29.7 (A)
Arsenic (dissolved)	-	10 U	10.0 U
Cadmium	-	0.66 J	5.0 U
Cadmium (dissolved)	-	5 U	5.0 U
Lead	-	4.3	3.0 U
Lead (dissolved)	-	3 U	3.0 U
Manganese (dissolved)	1400 (A)	-	-

0 60 120 ft

LEGEND

- RAILROAD
- FENCE
- APPROXIMATE SITE BOUNDARY
- MONITORING WELL LOCATION

BH1-11	12/7/2011
Metals	
Aluminum	510
Antimony	2.0 J
Arsenic	6.7 J
Cadmium	2.0 U
Cobalt	15 (A)
Iron	1600 J
Lead	3.0 U
Manganese	370 (A)

LOCATION
SAMPLE DATE
RESULT (ug/L)
PARAMETER
EXCEEDANCE

Metals	IDEM Residential Tap Water (A)
Aluminum	16000
Antimony	6
Arsenic	10
Arsenic (dissolved)	10
Cadmium	5
Cadmium (dissolved)	5
Cobalt	4.7
Iron	11000
Lead	15
Lead (dissolved)	15
Manganese	320
Manganese (dissolved)	320
Vanadium	63

NOTES:
(1) IDEM Appendix A: Screening Levels Remediation Closure Guide - March 25, 2014
U - Not present at or above the associated value
J - Estimated concentration
ND - Non Detect (calculation)
- All Site structures shown have been demolished to grade

SCALE VERIFICATION

THIS BAR MEASURES 1" ON ORIGINAL. ADJUST SCALE ACCORDINGLY.

Approved

DRAWING STATUS

Status	Date	Initial

SITE-WIDE GROUNDWATER QUALITY METALS (ALL DATES)

RFI REPORT

FORMER MANUAL TRANSMISSIONS OF MUNCIE FACILITY
MUNCIE, INDIANA

CONESTOGA-ROVERS & ASSOCIATES

Source Reference:

Project Manager:	Reviewed By:	Date:	
S.R.	J.B.	APRIL 2014	
Scale: 1:120	Project N°: 017324-T07	Report N°: 010	Drawing N°: 71

017324-T07(010)GN-SC062 JUN 20/2014

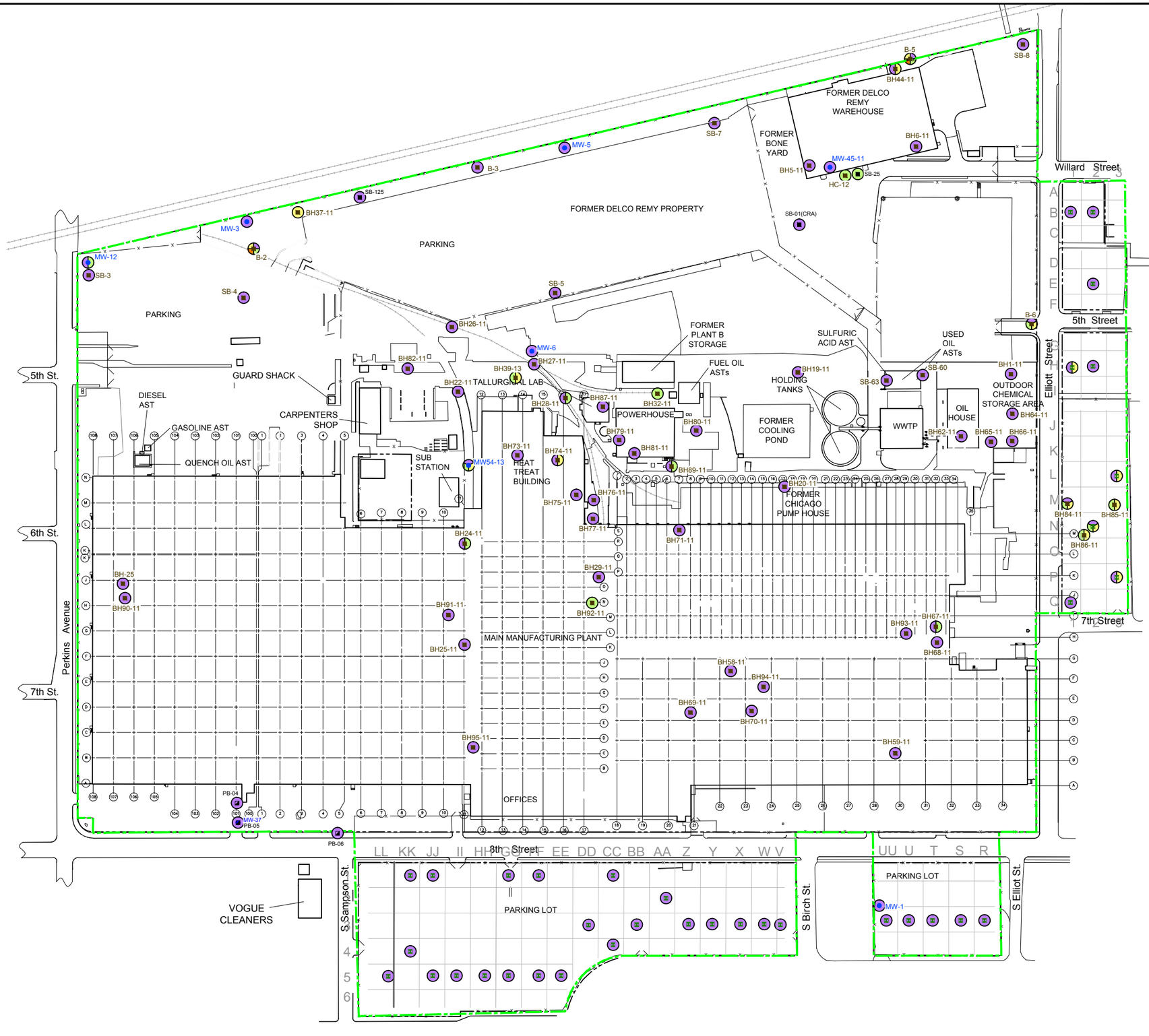

N

0 50 100ft

LEGEND

- RAILROAD
- FENCE
- APPROXIMATE SITE BOUNDARY
- MONITORING WELL LOCATION
- BOREHOLE LOCATION
- SOIL BORING LOCATION
- HAND AUGER LOCATION

EXCEEDANCE OF SITE SPECIFIC SCREENING LEVEL

T MTG
E CIW

MTG	MIGRATION TO GROUNDWATER
T	TRESPASSER
E	CONSTRUCTION (EXCAVATION) WORKER
CIW	COMMERCIAL/INDUSTRIAL WORKER

SCALE VERIFICATION

THIS BAR MEASURES 1" ON ORIGINAL. ADJUST SCALE ACCORDINGLY.

Approved

DRAWING STATUS

Status	Date	Initial

SOIL EXCEEDANCES OF SSSLS

RFI REPORT

FORMER MANUAL TRANSMISSIONS OF MUNCIE FACILITY
MUNCIE, INDIANA

CONESTOGA-ROVERS & ASSOCIATES

Source Reference:

Project Manager:	Reviewed By:	Date:	
S.R.	J.B.	JUNE 2014	
Scale: 1:100	Project N°: 017324-T07	Report N°: 010	Drawing N°: 72

017324-T07(010)GN-SC081 JUN 20/2014

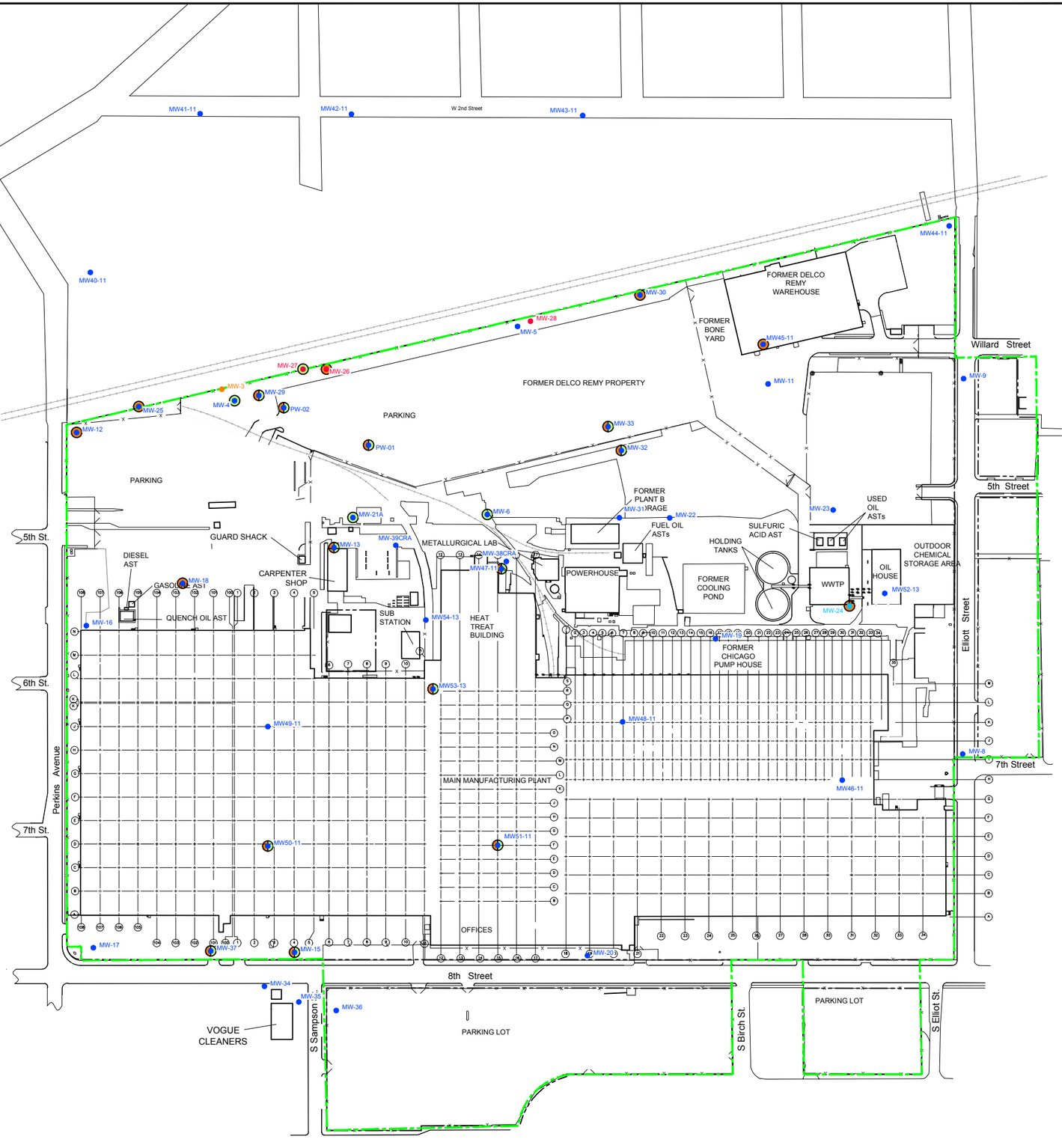

0 50 100ft

LEGEND

- RAILROAD
- FENCE
- APPROXIMATE SITE BOUNDARY
- MW51-11 — MONITORING WELL LOCATION SCREENED IN THE SHALLOW AQUIFER (SAND & GRAVEL/SILTY CLAY)
- MW-24 — MONITORING WELL LOCATION SCREENED IN THE SAND LENSE WITHIN INTERMEDIATE SILTY CLAY
- MW-28 — MONITORING WELL SCREENED IN THE LOWER PORTION OF THE SAND & GRAVEL AQUIFER
- MW-3 — MONITORING WELL SCREENED IN THE LIMESTONE

EXCEEDANCE OF SITE SPECIFIC SCREENING LEVEL

T / CIV / CITW

T	TRESPASSER
CIV	COMMERCIAL/INDUSTRIAL VAPOR
CITW	COMMERCIAL/INDUSTRIAL TAP WATER USE (AND DIRECT CONTACT)

SCALE VERIFICATION

THIS BAR MEASURES 1" ON ORIGINAL. ADJUST SCALE ACCORDINGLY.

Approved

DRAWING STATUS

Status	Date	Initial

GROUNDWATER EXCEEDANCES OF ON-SITE SSSLS

RFI REPORT

FORMER MANUAL TRANSMISSIONS OF MUNCIE FACILITY
MUNCIE, INDIANA

CONESTOGA-ROVERS & ASSOCIATES

Source Reference:

Project Manager:	Reviewed By:	Date:	
S.R.	J.B.	JUNE 2014	
Scale: 1:120	Project Nº: 017324-T07	Report Nº: 010	Drawing Nº: 73

017324-T07(010)GN-SC083 JUN 20/2014

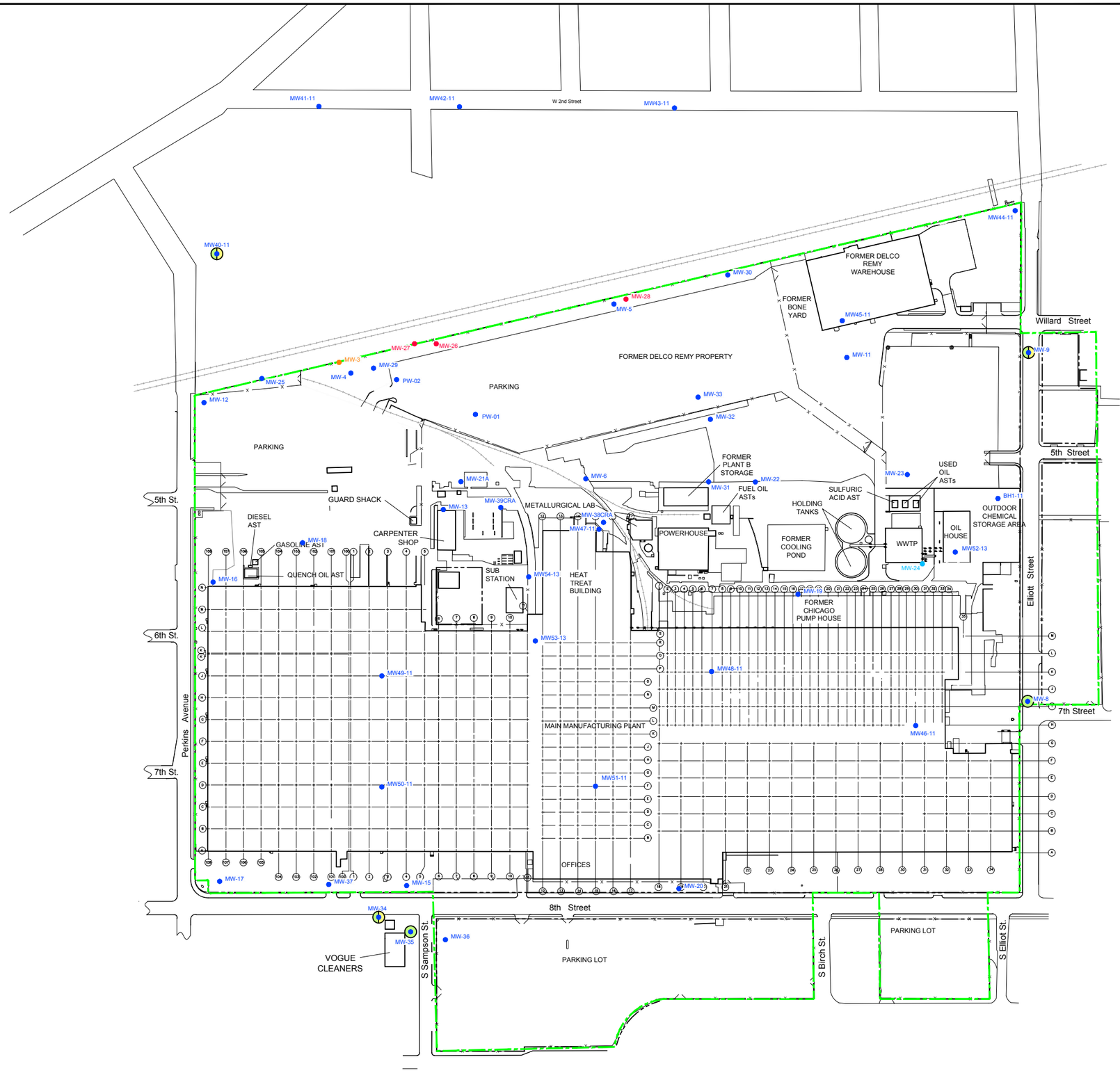

0 50 100ft

LEGEND

- RAILROAD
- FENCE
- APPROXIMATE SITE BOUNDARY
- MW51-11 — MONITORING WELL LOCATION SCREENED IN THE SHALLOW AQUIFER (SAND & GRAVEL/SILTY CLAY)
- MW-24 — MONITORING WELL LOCATION SCREENED IN THE SAND LENSE WITHIN INTERMEDIATE SILTY CLAY
- MW-28 — MONITORING WELL SCREENED IN THE LOWER PORTION OF THE SAND & GRAVEL AQUIFER
- MW-3 — MONITORING WELL SCREENED IN THE LIMESTONE

EXCEEDANCE OF SITE SPECIFIC SCREENING LEVEL

CIV — RVI — REC

RVI	RESIDENTIAL VAPOR INHALATION
CIV	COMMERCIAL/INDUSTRIAL VAPOR
REC	RECREATOR

SCALE VERIFICATION

THIS BAR MEASURES 1" ON ORIGINAL. ADJUST SCALE ACCORDINGLY.

Approved

DRAWING STATUS

Status	Date	Initial

GROUNDWATER EXCEEDANCES OF OFF-SITE SSSLS

RFI REPORT

FORMER MANUAL TRANSMISSIONS OF MUNCIE FACILITY
MUNCIE, INDIANA

CONESTOGA-ROVERS & ASSOCIATES

Source Reference:

Project Manager:	Reviewed By:	Date:	
S.R.	J.B.	JUNE 2014	
Scale: 1:120	Project N°: 017324-T07	Report N°: 010	Drawing N°: 74

017324-T07(010)GN-SC084 JUN 20/2014

TABLE 1

HISTORY OF OPERATIONAL ENTITIES
RFI REPORT
FORMER MANUAL TRANSMISSIONS OF MUNCIE FACILITY
MUNCIE, INDIANA

Date	*Operational Entity*	*Comments*
1904	Delco-Remy	Operated the former Battery Plant on the northern 18 acres of the Site
1920	Muncie Products Division	Operated the main manufacturing building on the southern 44 acres of the Site
1929	Muncie Products Division	Forge Plant added to MPD
1932-1935	Muncie Products Division	MPD Closed
1935	Chevrolet Motor Division	Operated the main manufacturing building on the southern 44 acres of the Site
1941-1945	Unknown	Plant expanded and operations changed to the manufacturing of aircraft parts
1945	Chevrolet Motor Division	Operations returned to the manufacture of automotive parts
1977-1978	Delco-Remy	Former Battery Plant demolition activities
1980	Chevrolet Motor Division	northern 18 acres of the Site transferred to Chevrolet Motor Division
1984	Detroit Diesel Allison Division	Property transferred from Chevrolet Motor Division
1986	Hydra-Matic Division	Property transferred from Detroit Diesel Allison Division
1990	New Venture Gear	Joint venture between GM and Chrysler
2003	Manual Transmissions of Muncie	Joint venture dissolved, property transferred to GM
2006	Manual Transmissions of Muncie	Plant ceased operations

TABLE 2

HISTORICAL GROUNDWATER ELEVATIONS
RFI REPORT
FORMER MANUAL TRANSMISSIONS OF MUNCIE FACILITY
MUNCIE, INDIANA

Well	*Reference Elevation (feet AMSL)*		*Groundwater Elevation (feet AMSL)*				
ID	*Ground*	*Riser*	*12/01/88*	*09/01/89*	*07/01/90*	*06/08/94*	*12/01/94*
MW-3	942.50	942.35	923.10	924.52	924.62	924.03	923.64
MW-4	942.30	941.91	922.79	924.63	924.21	923.95	923.22
MW-5	946.00	945.76	925.01	926.48	926.13	925.70	925.18
MW-6	945.40	945.06	925.51	927.23	926.93	926.56	923.88
MW-8	945.70	945.56	-	931.66	931.46	930.88	-
MW-9	937.20	936.99	-	927.31	927.01	926.49	-
MW-11	945.20	944.98	-	926.91	926.49	926.09	925.64
MW-12	941.90	941.66	-	924.88	924.63	924.17	923.46
MW-13	942.80	942.28	-	926.40	926.28	925.86	925.07
MW-15	947.60	947.47	-	-	931.71	932.73	-
MW-16	944.00	943.79	-	-	927.48	926.97	925.89
MW-17	946.90	946.30	-	-	931.01	930.84	-
MW-18	942.40	942.12	-	-	926.63	926.16	925.30
MW-19	950.70	950.48	-	-	940.69	939.86	-
MW-20	953.80	953.51	-	-	-	933.94	-
MW-21A	943.10	942.76	-	-	-	926.21	925.45
MW-22	948.30	948.00	-	-	-	926.98	-
MW-23	947.70	947.46	-	-	-	926.84	-
MW-24	947.10	946.42	-	-	-	933.67	-
MW-25	942.00	941.47	-	-	-	924.11	923.40
MW-26	945.20	944.91	-	-	-	924.79	924.01
MW-27	945.20	944.45	-	-	-	924.48	923.75
MW-28	945.80	945.55	-	-	-	925.06	924.30
MW-29	942.25	941.46	-	-	-	-	-
MW-30	945.63	945.20	-	-	-	-	-
MW-31	947.50	946.96	-	-	-	-	-
MW-32	944.70	944.26	-	-	-	-	-
MW-33	945.40	944.92	-	-	-	-	-
MW-34	946.90	946.60	-	-	-	-	-
MW-35	947.00	946.73	-	-	-	-	-
MW-36	948.00	947.77	-	-	-	-	-
MW-37	947.30	946.93	-	-	-	-	-
MW-38CRA	951.30	955.56	-	-	-	-	-
MW-39CRA	944.86	943.20	-	-	-	-	-
MW40-11	938.84	938.38	-	-	-	-	-
MW41-11	935.19	934.83	-	-	-	-	-
MW42-11	933.66	932.92	-	-	-	-	-
MW43-11	937.18	936.97	-	-	-	-	-
MW44-11	940.18	939.70	-	-	-	-	-
MW45-11	945.64	948.22	-	-	-	-	-
MW46-11	951.56	954.80	-	-	-	-	-
MW47-11	951.03	954.06	-	-	-	-	-
MW48-11	951.1	954.20	-	-	-	-	-
MW49-11	951.62	954.68	-	-	-	-	-
MW50-11	951.33	954.14	-	-	-	-	-
MW51-11	951.38	954.08	-	-	-	-	-
MW52-13	945.48	948.52	-	-	-	-	-
MW53-13	951.28	954.25	-	-	-	-	-
MW54-13	949.7	952.29	-	-	-	-	-
PW-01	944.50	947.80	-	-	-	-	925.19
PW-02	941.40	944.12	-	-	-	-	923.42

Notes
AMSL - Above mean sea level
- Not Measured

TABLE 2

HISTORICAL GROUNDWATER ELEVATIONS
RFI REPORT
FORMER MANUAL TRANSMISSIONS OF MUNCIE FACILITY
MUNCIE, INDIANA

Well	*Reference Elevation (feet AMSL)*		*Groundwater Elevation (feet AMSL)*				
ID	*Ground*	*Riser*	*08/05/99*	*09/14/99*	*10/01/00*	*03/01/01*	*10/10/02*
MW-3	942.50	942.35	-	-	924.55	924.40	924.35
MW-4	942.30	941.91	-	-	923.94	923.81	923.89
MW-5	946.00	945.76	-	-	925.21	925.19	925.66
MW-6	945.40	945.06	-	925.61	925.95	925.86	926.16
MW-8	945.70	945.56	-	-	930.47	930.41	930.36
MW-9	937.20	936.99	-	-	926.20	926.19	926.32
MW-11	945.20	944.98	-	-	925.96	925.77	925.92
MW-12	941.90	941.66	-	-	923.95	923.81	923.89
MW-13	942.80	942.28	-	925.38	925.48	925.64	925.78
MW-15	947.60	947.47	930.24	929.57	929.74	929.52	929.74
MW-16	944.00	943.79	-	925.82	926.08	925.82	925.99
MW-17	946.90	946.30	-	-	929.23	929.05	929.23
MW-18	942.40	942.12	-	925.34	925.65	925.40	925.65
MW-19	950.70	950.48	-	-	-	-	939.52
MW-20	953.80	953.51	-	932.82	933.02	932.77	933.11
MW-21A	943.10	942.76	-	925.46	925.80	925.51	925.78
MW-22	948.30	948.00	-	-	926.54	926.23	926.39
MW-23	947.70	947.46	-	-	926.47	926.66	-
MW-24	947.10	946.42	-	-	-	-	931.99
MW-25	942.00	941.47	-	-	923.92	923.75	923.86
MW-26	945.20	944.91	-	-	924.53	924.37	924.46
MW-27	945.20	944.45	-	-	924.30	924.12	924.22
MW-28	945.80	945.55	-	-	924.91	924.72	924.83
MW-29	942.25	941.46	-	-	924.00	923.85	923.88
MW-30	945.63	945.20	-	-	925.53	925.33	925.43
MW-31	947.50	946.96	-	926.27	926.65	926.23	928.06
MW-32	944.70	944.26	-	-	926.36	925.98	926.03
MW-33	945.40	944.92	-	-	926.08	925.85	926.24
MW-34	946.90	946.60	930.17	929.49	929.76	929.35	929.63
MW-35	947.00	946.73	932.48	931.61	932.00	931.91	932.03
MW-36	948.00	947.77	932.39	931.80	930.15	932.04	932.20
MW-37	947.30	946.93	929.68	929.05	929.32	929.04	928.25
MW-38CRA	951.30	955.56	-	-	-	-	-
MW-39CRA	944.86	943.20	-	-	-	-	-
MW40-11	938.84	938.38	-	-	-	-	-
MW41-11	935.19	934.83	-	-	-	-	-
MW42-11	933.66	932.92	-	-	-	-	-
MW43-11	937.18	936.97	-	-	-	-	-
MW44-11	940.18	939.70	-	-	-	-	-
MW45-11	945.64	948.22	-	-	-	-	-
MW46-11	951.56	954.80	-	-	-	-	-
MW47-11	951.03	954.06	-	-	-	-	-
MW48-11	951.1	954.20	-	-	-	-	-
MW49-11	951.62	954.68	-	-	-	-	-
MW50-11	951.33	954.14	-	-	-	-	-
MW51-11	951.38	954.08	-	-	-	-	-
MW52-13	945.48	948.52	-	-	-	-	-
MW53-13	951.28	954.25	-	-	-	-	-
MW54-13	949.7	952.29	-	-	-	-	-
PW-01	944.50	947.80	-	-	925.64	925.44	925.66
PW-02	941.40	944.12	-	-	923.91	923.74	923.32

Notes
AMSL - Above mean sea level
- Not Measured

TABLE 2

HISTORICAL GROUNDWATER ELEVATIONS
RFI REPORT
FORMER MANUAL TRANSMISSIONS OF MUNCIE FACILITY
MUNCIE, INDIANA

Well	*Reference Elevation (feet AMSL)*		*Groundwater Elevation (feet AMSL)*				
ID	*Ground*	*Riser*	*07/19/04*	*04/25/05*	*07/21/05*	*10/17/05*	*05/08/06*
MW-3	942.50	942.35	925.24	925.65	-	925.32	925.39
MW-4	942.30	941.91	924.89	925.84	924.56	925.06	925.45
MW-5	946.00	945.76	926.51	927.10	926.21	-	926.91
MW-6	945.40	945.06	-	-	-	-	927.47
MW-8	945.70	945.56	931.46	932.40	-	932.18	931.86
MW-9	937.20	936.99	926.85	927.84	-	927.14	927.29
MW-11	945.20	944.98	926.54	927.02	-	926.70	926.92
MW-12	941.90	941.66	924.92	925.76	924.60	925.04	925.43
MW-13	942.80	942.28	926.64	927.44	926.45	926.72	927.17
MW-15	947.60	947.47	931.05	932.15	-	930.94	931.46
MW-16	944.00	943.79	-	927.67	-	927.22	927.71
MW-17	946.90	946.30	930.67	931.08	929.99	930.51	931.12
MW-18	942.40	942.12	926.54	926.59	-	926.66	926.72
MW-19	950.70	950.48	939.53	940.60	-	939.58	940.15
MW-20	953.80	953.51	931.66	934.38	933.57	934.16	934.39
MW-21A	943.10	942.76	926.65	927.57	-	926.72	927.17
MW-22	948.30	948.00	927.50	927.88	-	927.69	927.91
MW-23	947.70	947.46	927.36	927.76	928.95	929.02	928.26
MW-24	947.10	946.42	933.53	930.98	-	931.91	934.71
MW-25	942.00	941.47	923.86	925.74	-	925.02	925.27
MW-26	945.20	944.91	925.40	926.25	-	-	925.89
MW-27	945.20	944.45	924.94	925.69	-	-	925.76
MW-28	945.80	945.55	925.69	926.39	-	-	926.14
MW-29	942.25	941.46	924.91	925.74	-	925.05	925.40
MW-30	945.63	945.20	926.09	926.44	925.80	-	926.40
MW-31	947.50	946.96	927.21	927.58	927.06	927.35	927.61
MW-32	944.70	944.26	926.85	926.93	-	926.86	927.23
MW-33	945.40	944.92	926.84	927.17	-	926.95	927.18
MW-34	946.90	946.60	930.98	931.09	-	930.94	931.19
MW-35	947.00	946.73	933.07	933.63	-	933.01	933.46
MW-36	948.00	947.77	933.22	933.85	932.95	933.20	933.68
MW-37	947.30	946.93	930.70	931.07	-	930.52	931.12
MW-38CRA	951.30	955.56	939.06	939.51	-	939.53	939.50
MW-39CRA	944.86	943.20	926.86	927.15	-	927.04	927.04
MW40-11	938.84	938.38	-	-	-	-	-
MW41-11	935.19	934.83	-	-	-	-	-
MW42-11	933.66	932.92	-	-	-	-	-
MW43-11	937.18	936.97	-	-	-	-	-
MW44-11	940.18	939.70	-	-	-	-	-
MW45-11	945.64	948.22	-	-	-	-	-
MW46-11	951.56	954.80	-	-	-	-	-
MW47-11	951.03	954.06	-	-	-	-	-
MW48-11	951.1	954.20	-	-	-	-	-
MW49-11	951.62	954.68	-	-	-	-	-
MW50-11	951.33	954.14	-	-	-	-	-
MW51-11	951.38	954.08	-	-	-	-	-
MW52-13	945.48	948.52	-	-	-	-	-
MW53-13	951.28	954.25	-	-	-	-	-
MW54-13	949.7	952.29	-	-	-	-	-
PW-01	944.50	947.80	926.46	927.38	-	926.67	927.06
PW-02	941.40	944.12	924.69	925.72	-	924.98	925.35

Notes
AMSL - Above mean sea level
- Not Measured

TABLE 2

HISTORICAL GROUNDWATER ELEVATIONS
RFI REPORT
FORMER MANUAL TRANSMISSIONS OF MUNCIE FACILITY
MUNCIE, INDIANA

Well	*Reference Elevation (feet AMSL)*		*Groundwater Elevation (feet AMSL)*		
ID	*Ground*	*Riser*	*12/06/11*	*03/14/13*	*4/29/2014*
MW-3	942.50	942.35	926.28	-	927.16
MW-4	942.30	941.91	926.48	-	926.50
MW-5	946.00	945.76	928.04	-	928.34
MW-6	945.40	945.06	-	-	--
MW-8	945.70	945.56	932.91	-	932.43
MW-9	937.20	936.99	928.26	-	928.37
MW-11	945.20	944.98	928.21	-	928.48
MW-12	941.90	941.66	926.36	-	926.45
MW-13	942.80	942.28	-	-	--
MW-15	947.60	947.47	933.63	-	933.11
MW-16	944.00	943.79	929.40	-	929.32
MW-17	946.90	946.30	-	-	932.49
MW-18	942.40	942.12	-	-	--
MW-19	950.70	950.48	945.61	-	945.08
MW-20	953.80	953.51	935.63	-	935.37
MW-21A	943.10	942.76	928.19	926.66	927.95
MW-22	948.30	948.00	930.05	-	930.09
MW-23	947.70	947.46	930.51	-	934.46
MW-24	947.10	946.42	937.66	-	937.61
MW-25	942.00	941.47	926.33	-	926.41
MW-26	945.20	944.91	927.02	-	927.00
MW-27	945.20	944.45	926.57	-	926.49
MW-28	945.80	945.55	927.24	-	927.37
MW-29	942.25	941.46	926.36	-	926.38
MW-30	945.63	945.20	927.33	-	927.81
MW-31	947.50	946.96	929.25	-	928.76
MW-32	944.70	944.26	-	-	928.27
MW-33	945.40	944.92	928.69	-	928.84
MW-34	946.90	946.60	932.80	-	931.81
MW-35	947.00	946.73	934.10	-	933.82
MW-36	948.00	947.77	934.25	-	933.94
MW-37	947.30	946.93	-	-	--
MW-38CRA	951.30	955.56	941.09	-	937.36
MW-39CRA	944.86	943.20	927.64	-	927.35
MW40-11	938.84	938.38	925.54	-	925.68
MW41-11	935.19	934.83	924.45	-	924.90
MW42-11	933.66	932.92	927.81	-	925.92
MW43-11	937.18	936.97	925.75	-	926.27
MW44-11	940.18	939.70	926.50	-	926.88
MW45-11	945.64	948.22	927.21	-	927.77
MW46-11	951.56	954.80	935.45	-	935.11
MW47-11	951.03	954.06	929.42	-	929.16
MW48-11	951.1	954.20	935.33	-	935.20
MW49-11	951.62	954.68	930.45	-	930.42
MW50-11	951.33	954.14	931.76	-	931.94
MW51-11	951.38	954.08	933.23	-	933.40
MW52-13	945.48	948.52	-	941.07	941.61
MW53-13	951.28	954.25	-	940.80	941.07
MW54-13	949.7	952.29	-	945.75	945.96
PW-01	944.50	947.80	928.56	-	928.53
PW-02	941.40	944.12	926.35	-	926.35

Notes
AMSL - Above mean sea level
- Not Measured

TABLE 3

ECOLOGICAL HABITAT MATRIX
RFI REPORT
FORMER MANUAL TRANSMISSIONS OF MUNCIE FACILITY
MUNCIE, INDIANA

	ERA Assessment Endpoint/Receptor Category								
Habitat	***Aquatic Plants***	***Aquatic Macro-invertebrates***	***Fish***	***Piscivorous Birds and/or Mammals***	***Terrestrial Plants***	***Soil Fauna***	***Omnivorous Mammals***	***Herbivorous Mammals***	***Carnivorous or Insectivorous Birds and/or Mammals***
Industrial Water Bodies									
Stormwater pond, process water basin, or drainage ditch	NP	NP	NP	NP			NP		
No outlet to non-industrial water body	NP	NP	NP	NP			NP		
Hydrologic connection to non-industrial water body	NP	NP	NP	NP			NP		
Non-industrial Water Bodies									
Pond/lake	NP	NP	NP	NP			NP		
Marsh/wetland	NP	NP	NP	NP			NP		
Creek/stream/river	NP	NP	NP	NP			NP		
Terrestrial Habitats									
Developed areas (buildings, etc.)				NE	NE	NE	NE	NE	NE
Paved or graveled areas				NE	NE	NE	NE	NE	NE
Landscaped and intensively maintained areas				NE	NE	NE	NE	NE	NE
Infrequently maintained areas or natural fields				NP	NP	NP	NP	NP	NP
Woodlots and forests				NP	NP	NP	NP	NP	NP

Notes:
NE - not evaluated, as feature not considered to be ecological habitat
NP - not present, feature does not occur on Site or in adjacent area
- not applicable

TABLE 4

LIST OF AOIs
RFI REPORT
FORMER MANUAL TRANSMISSIONS OF MUNCIE FACILITY
MUNCIE, INDIANA

- AOI 1 SWMU 1 – Oily Aluminum Scrap Holding Area
- AOI 2 SWMU 2 – WWTP
- AOI 3 SWMU 3 – Hazardous Waste Storage Building (Former Delco Remy Warehouse)
- AOI 4 SWMU 4 – Shot Peener
- AOI 5 SWMU 5 – Shot Peener
- AOI 6 SWMU 6 – Steel Scrap Crusher and Holding Area
- AOI 7 SWMU 7 – Paint Room
- AOI 8 SWMU 8 – Nylon Coating Machine
- AOI 9 SWMU 9 – Degreasing Station
- AOI 10 SWMU 10 – Degreasing Station
- AOI 11 USTs
  - AOI 11.1 Powerhouse USTs (T-1 through T-8)
  - AOI 11.2 Gasoline UST (T-9)
  - AOI 11.3 Gasoline UST (T-10) and Diesel UST (T-11)
  - AOI 11.4 Gasoline UST (T-12)
  - AOI 11.5 Quench Oil UST (T-13)
  - AOI 11.6 Quench Oil UST (T-14)
  - AOI 11.7 Hydraulic Oil USTs (T-15 and T-16)
  - AOI 11.8 Oil USTS (T-17 and T-18)
  - AOI 11.9 Fuel Oil UST (T-19)
  - AOI 11.10 Quench Oil UST (T-20)
- AOI 12 ASTs
  - AOI 12.1 Oil House ASTs (T-1 through T-12)
  - AOI 12.2 Powerhouse ASTs (T-13 through T-17)
  - AOI 12.3 Heat Treat ASTs (T-18 and T-19)
  - AOI 12.4 Northwest Corner of Plant ASTS (T-20 through T 22)
  - AOI 12.5 WWTP ASTS (T-23 through T-29)
  - AOI 12.6 WWTP Building ASTs (T-30 through T-56)
- AOI 13 Former Chicago Pump House
- AOI 14 Former Rail Lines
  - AOI 14.1 Former Rail Line West of Heat Treat Building
  - AOI 14.2 Former Rail Line East of Heat Treat Building
  - AOI 14.3 Former Rail Line North of Power House
  - AOI 14.4 Former Rail Line North of Lamb Operation
- AOI 15 Former Cooling Pond and Adjacent Former Coal Storage
- AOI 16 Former Delco Remy Property
- AOI 17 Former Bone Yard
- AOI 18 Main Fork Truck Battery Charging Area
- AOI 19 Gleason Machines

TABLE 4

LIST OF AOIs
RFI REPORT
FORMER MANUAL TRANSMISSIONS OF MUNCIE FACILITY
MUNCIE, INDIANA

AOI 20 Oil Houses
- AOI 20.1 Oil House Inside Main Manufacturing Building
- AOI 20.2 Oil House Outside Main Manufacturing Building

AOI 21 Outdoor Chemical Storage Area
AOI 22 Substation 6
AOI 23 Substation 3
AOI 24 Primary Substation
AOI 25 East Shipping and Receiving Dock
AOI 26 Locker Room Entrance/Cell 62
AOI 27 Tool Hardening
AOI 28 Heat Treat Building
AOI 29 Powerhouse
AOI 30 Carpenter Shop Concrete Pad
AOI 31 Parking Lot East of Plant (5th & 7th)
AOI 32 Below Grade Infrastructure
AOI 33 Documented Releases from Industrial and Sanitary Sewers
AOI 34 Storm Sewers – MH#1 through MH#5
AOI 35 Site-Wide Groundwater
AOI 36 Adjacent (Upgradient) Dry Cleaning Operations

Notes:
AST – Aboveground Storage Tank
MH – Manhole
SWMU – Solid Waste Management Unit
UST – Underground Storage Tank
WWTP – Wastewater Treatment Plant

TABLE 5

SAMPLE KEY
RFI REPORT
FORMER MANUAL TRANSMISSIONS OF MUNCIE FACILITY
MUNCIE, INDIANA

Sample ID	*Sample Date*	*AOI*	*Sample Location*	*Depth (ftbgs)*	*Sample Type*	*Hold*	*TCL VOCs*	*TCL SVOCs*	*TCL PCB*	*TAL Inorganics*	*TPH Fractions*	*Total Lead*	*Benzo(a)pyrene*	*MNA Parameter*
Soil Samples														
S-017324-111711-TP-001	11/17/2011	AOI 9	MW46-11	1.4-2	N		X							
S-017324-111711-TP-002	11/17/2011	AOI 9	MW46-11	4-6	N		X							
S-017324-111711-TP-003	11/17/2011	AOI 9	MW46-11	8-9.5	N	X	X							
S-017324-111711-TP-004	11/17/2011	AOI 3	MW45-11	6-8	N		X	X	X	X				
S-017324-111711-TP-005	11/17/2011	AOI 3	MW45-11	12-14	N		X	X	X	X				
S-017324-112111-TP-006	11/21/2011	AOI 31	BH84-11	0-2	N							X	X	
S-017324-112111-TP-007	11/21/2011	AOI 31	BH84-11	2-4	N							X	X	
S-017324-112111-TP-008	11/21/2011	AOI 31	BH84-11	2-4	FD							X	X	
S-017324-112111-TP-009	11/21/2011	AOI 31	BH86-11	0-2	N							X	X	
S-017324-112111-TP-010	11/21/2011	AOI 31	BH86-11	2-4	N							X	X	
S-017324-112111-TP-011	11/21/2011	AOI 31	BH85-11	0-2	MS/MSD							X	X	
S-017324-112111-TP-012	11/21/2011	AOI 31	BH85-11	2-4	N							X	X	
S-017324-112111-TP-013	11/21/2011	AOI 31	BH83-11	0-2	N							X		
S-017324-112111-TP-014	11/21/2011	AOI 31	BH83-11	2-4	N							X		
S-017324-112111-TP-015	11/21/2011	AOI 16	BH53-11	0-2	N							X		
S-017324-112111-TP-016	11/21/2011	AOI 16	BH53-11	2-4	N							X		
S-017324-112111-TP-017	11/21/2011	AOI 16	BH57-11	0-2	N							X		
S-017324-112111-TP-018	11/21/2011	AOI 16	BH57-11	2-4	N							X		
S-017324-112111-TP-019	11/21/2011	AOI 16	BH39-11	0-2	N							X		
S-017324-112111-TP-020	11/21/2011	AOI 16	BH39-11	5-7	N							X		
S-017324-112111-TP-021	11/21/2011	AOI 16	BH39-11	7-9	N	X						X		
S-017324-112111-TP-022	11/21/2011	AOI 16	BH36-11	0-2	N							X		
S-017324-112111-TP-023	11/21/2011	AOI 16	BH36-11	5-7	N							X		
S-017324-112111-TP-024	11/21/2011	AOI 16	BH36-11	7-9	N	X						X		
S-017324-112111-TP-025	11/21/2011	AOI 16	BH37-11	0-2	N							X		
S-017324-112111-TP-026	11/21/2011	AOI 16	BH37-11	5-7	N							X		
S-017324-112111-TP-027	11/21/2011	AOI 16	BH37-11	7-9	N	X						X		
S-017324-112111-TP-028	11/21/2011	AOI 16	BH42-11	2-4	N							X		
S-017324-112111-TP-029	11/21/2011	AOI 16	BH42-11	5-7	N							X		
S-017324-112111-TP-030	11/21/2011	AOI 16	BH42-11	7-9	N	X						X		
S-017324-112111-TP-031	11/21/2011	AOI 16	BH41-11	0-2	N							X		
S-017324-112111-TP-032	11/21/2011	AOI 16	BH41-11	0-2	FD							X		
S-017324-112111-TP-033	11/21/2011	AOI 16	BH41-11	5-7	N							X		
S-017324-112111-TP-034	11/21/2011	AOI 16	BH41-11	7-9	N	X						X		
S-017324-112111-TP-035	11/21/2011	AOI 16	BH40-11	0-2	N							X		
S-017324-112111-TP-036	11/21/2011	AOI 16	BH40-11	5-7	MS/MSD							X		
S-017324-112111-TP-037	11/21/2011	AOI 16	BH40-11	7-9	N	X						X		
S-017324-112111-TP-038	11/21/2011	AOI 16	BH43-11	0-2	N							X		
S-017324-112111-TP-039	11/21/2011	AOI 16	BH43-11	5-7	N							X		
S-017324-112111-TP-040	11/21/2011	AOI 16	BH43-11	7-9	N	X						X		
S-017324-112111-TP-041	11/21/2011	AOI 16	BH56-11	0-2	N							X		

TABLE 5

SAMPLE KEY
RFI REPORT
FORMER MANUAL TRANSMISSIONS OF MUNCIE FACILITY
MUNCIE, INDIANA

Sample ID	*Sample Date*	*AOI*	*Sample Location*	*Depth (ftbgs)*	*Sample Type*	*Hold*	*TCL VOCs*	*TCL SVOCs*	*TCL PCB*	*TAL Inorganics*	*TPH Fractions*	*Total Lead*	*Benzo(a)pyrene*	*MNA Parameter*
Soil Samples (continued)														
S-017324-112111-TP-042	11/21/2011	AOI 16	BH56-11	2-4	N							X		
S-017324-112111-TP-043	11/21/2011	AOI 16	BH52-11	0-2	N							X		
S-017324-112111-TP-044	11/21/2011	AOI 16	BH52-11	2-4	N							X		
S-017324-112111-TP-045	11/21/2011	AOI 16	BH51-11	0-2	N							X		
S-017324-112111-TP-046	11/21/2011	AOI 16	BH51-11	2-4	N							X		
S-017324-112111-TP-047	11/21/2011	AOI 16	BH55-11	0-2	N							X		
S-017324-112111-TP-048	11/21/2011	AOI 16	BH55-11	2-4	N							X		
S-017324-112111-TP-049	11/21/2011	AOI 16	BH54-11	0-2	N							X		
S-017324-112111-TP-050	11/21/2011	AOI 16	BH54-11	2-4	N							X		
S-017324-112111-TP-051	11/21/2011	AOI 16	BH48-11	0-2	N							X		
S-017324-112111-TP-052	11/21/2011	AOI 16	BH48-11	2-4	N							X		
S-017324-112111-TP-053	11/21/2011	AOI 16	BH48-11	14-16	N	X						X		
S-017324-112211-TP-054	11/22/2011	AOI 16	BH50-11	0-2	N							X		
S-017324-112211-TP-055	11/22/2011	AOI 16	BH50-11	2-4	N							X		
S-017324-112211-TP-056	11/22/2011	AOI 16	BH50-11	2-4	FD							X		
S-017324-112211-TP-057	11/22/2011	AOI 16	BH50-11	16-18	N	X						X		
S-017324-112211-TP-058	11/22/2011	AOI 16	BH49-11	0-2	N							X		
S-017324-112211-TP-059	11/22/2011	AOI 16	BH49-11	2-4	MS/MSD							X		
S-017324-112211-TP-060	11/22/2011	AOI 16	BH49-11	18-20	N	X						X		
S-017324-112211-TP-061	11/22/2011	AOI 16	BH47-11	0-2	N							X		
S-017324-112211-TP-062	11/22/2011	AOI 16	BH47-11	2-4	N							X		
S-017324-112211-TP-063	11/22/2011	AOI 16	BH47-11	12-14	N	X						X		
S-017324-112211-TP-064	11/22/2011	AOI 16	BH46-11	0-2	N							X		
S-017324-112211-TP-065	11/22/2011	AOI 16	BH46-11	2-4	N							X		
S-017324-112211-TP-066	11/22/2011	AOI 16	BH46-11	12-14	N	X						X		
S-017324-112211-TP-067	11/22/2011	AOI 16	BH45-11	0-2	N							X		
S-017324-112211-TP-068	11/22/2011	AOI 16	BH45-11	2-4	N							X		
S-017324-112211-TP-069	11/22/2011	AOI 16	BH45-11	10-12	N	X						X		
S-017324-112211-TP-070	11/22/2011	AOI 16	BH44-11	0-2	N							X		
S-017324-112211-TP-071	11/22/2011	AOI 16	BH44-11	2-4	N							X		
S-017324-112211-TP-072	11/22/2011	AOI 16	BH44-11	18-20	N							X		
S-017324-112211-TP-073	11/22/2011	AOI 3	BH6-11	10-12	N		X	X	X	X				
S-017324-112211-TP-074	11/22/2011	AOI 3	BH6-11	10-12	FD		X	X	X	X				
S-017324-112211-TP-075	11/22/2011	AOI 3	BH4-11	10-12	N		X	X	X	X				
S-017324-112311-TP-076	11/23/2011	AOI 3	BH3-11	8-10	N		X	X	X	X				
S-017324-112311-TP-077	11/23/2011	AOI 3	BH5-11	6-8	N		X	X	X	X				
S-017324-112311-TP-078	11/23/2011	AOI 3	BH5-11	18-20	MS/MSD		X	X	X	X				
S-017324-112311-TP-079	11/23/2011	AOI 14.2	BH26-11	2-4	N		X	X	X	X				
S-017324-112311-TP-080	11/23/2011	AOI 14.2	BH26-11	6-8	N		X	X	X	X				
S-017324-112311-TP-081	11/23/2011	AOI 14.1	BH21-11	2-4	N		X	X	X	X				
S-017324-112311-TP-082	11/23/2011	AOI 14.1	BH21-11	8-10	N		X	X	X	X				
S-017324-112311-TP-083	11/23/2011	AOI 30	BH82-11	2-4	N				X	X				

TABLE 5

SAMPLE KEY
RFI REPORT
FORMER MANUAL TRANSMISSIONS OF MUNCIE FACILITY
MUNCIE, INDIANA

Sample ID	*Sample Date*	*AOI*	*Sample Location*	*Depth (ftbgs)*	*Sample Type*	*Hold*	*TCL VOCs*	*TCL SVOCs*	*TCL PCB*	*TAL Inorganics*	*TPH Fractions*	*Total Lead*	*Benzo(a)pyrene*	*MNA Parameter*
Soil Samples (continued)														
S-017324-112311-TP-084	11/23/2011	AOI 30	BH82-11	4-6	N				X	X				
S-017324-112311-TP-085	11/23/2011	AOI 14.1	BH22-11	4-6	N		X	X	X	X				
S-017324-112311-TP-086	11/23/2011	AOI 14.1	BH22-11	10-12	N		X	X	X	X				
S-017324-112311-TP-087	11/23/2011	AOI 14.1	BH24-11	8-10	N		X	X	X	X				
S-017324-112311-TP-088	11/23/2011	AOI 14.1	BH24-11	12-14	N		X	X	X	X				
S-017324-112311-TP-089	11/23/2011	AOI 32	BH91-11	4-6	N		X	X	X	X				
S-017324-112311-TP-090	11/23/2011	AOI 32	BH91-11	10-12	N		X	X	X	X				
S-017324-112311-TP-091	11/23/2011	AOI 14.1	BH25-11	2-4	N		X	X	X	X				
S-017324-112311-TP-092	11/23/2011	AOI 14.1	BH25-11	10-12	N		X	X	X	X				
S-017324-112811-TP-093	11/28/2011	AOI 32	BH90-11	0-2	N		X	X	X	X				
S-017324-112811-TP-094	11/28/2011	AOI 32	BH90-11	6-8	N		X	X	X	X				
S-017324-112811-TP-095	11/28/2011	AOI 32	BH96-11	1-3	N		X	X	X	X				
S-017324-112811-TP-096	11/28/2011	AOI 32	BH96-11	1-3	FD		X	X	X	X				
S-017324-112811-TP-097	11/28/2011	AOI 32	BH96-11	6-8	N		X	X	X	X				
S-017324-112811-TP-098	11/28/2011	AOI 32	BH95-11	1-2	N		X	X	X	X				
S-017324-112811-TP-099	11/28/2011	AOI 14.2	BH30-11	2-4	MS/MSD		X	X	X	X				
S-017324-112811-TP-100	11/28/2011	AOI 14.2	BH30-11	10-12	N		X	X	X	X				
S-017324-112811-TP-101	11/28/2011	AOI 32	BH92-11	6-8	N		X	X	X	X				
S-017324-112811-TP-102	11/28/2011	AOI 14.2	BH29-11	8-10	N		X	X	X	X				
S-017324-112811-TP-103	11/28/2011	AOI 14.2	BH29-11	14-16	N		X	X	X	X				
S-017324-112811-TP-104	11/28/2011	AOI 27	BH71-11	1-2	N				X	X				
S-017324-112811-TP-105	11/28/2011	AOI 27	BH71-11	4-6	N				X	X				
S-017324-112811-TP-106	11/28/2011	AOI 27	BH72-11	1-2	N				X	X				
S-017324-112811-TP-107	11/28/2011	AOI 18	BH58-11	1-2	N				X	X				
S-017324-112811-TP-108	11/28/2011	AOI 18	BH58-11	6-8	N				X	X				
S-017324-112811-TP-109	11/28/2011	AOI 26	BH69-11	1-2	N				X	X				
S-017324-112811-TP-110	11/28/2011	AOI 26	BH69-11	8-10	N				X	X				
S-017324-112811-TP-111	11/28/2011	AOI 26	BH70-11	1-2	N				X	X				
S-017324-112811-TP-112	11/28/2011	AOI 26	BH70-11	6-8	N				X	X				
S-017324-112911-TP-113	11/29/2011	AOI 32	BH94-11	3-5	N		X	X	X	X				
S-017324-112911-TP-114	11/29/2011	AOI 32	BH94-11	3-5	FD		X	X	X	X				
S-017324-112911-TP-115	11/29/2011	AOI 32	BH94-11	8-10	N		X	X	X	X				
S-017324-112911-TP-116	11/29/2011	AOI 20.1	BH59-11	1-2	MS/MSD		X	X	X	X				
S-017324-112911-TP-117	11/29/2011	AOI 20.1	BH59-11	12-14	N		X	X	X	X				
S-017324-112911-TP-118	11/29/2011	AOI 32	BH93-11	3-5	N		X	X	X	X				
S-017324-112911-TP-119	11/29/2011	AOI 32	BH93-11	8-10	N		X	X	X	X				
S-017324-112911-TP-120	11/29/2011	AOI 25	BH68-11	1-2	N		X	X	X	X				
S-017324-112911-TP-121	11/29/2011	AOI 25	BH68-11	6-8	N		X	X	X	X				
S-017324-112911-TP-122	11/29/2011	AOI 25	BH68-11	10-12	N		X	X	X	X				
S-017324-112911-TP-123	11/29/2011	AOI 25	BH67-11	1-2	N		X	X	X	X				
S-017324-112911-TP-124	11/29/2011	AOI 21	BH66-11	1-2	N		X	X		X				
S-017324-112911-TP-125	11/29/2011	AOI 21	BH66-11	8-10	N		X	X		X				

TABLE 5

SAMPLE KEY
RFI REPORT
FORMER MANUAL TRANSMISSIONS OF MUNCIE FACILITY
MUNCIE, INDIANA

Sample ID	*Sample Date*	*AOI*	*Sample Location*	*Depth (ftbgs)*	*Sample Type*	*Hold*	*TCL VOCs*	*TCL SVOCs*	*TCL PCB*	*TAL Inorganics*	*TPH Fractions*	*Total Lead*	*Benzo(a)pyrene*	*MNA Parameter*
Soil Samples (continued)														
S-017324-112911-TP-126	11/29/2011	AOI 21	BH65-11	1-2	N		X	X		X				
S-017324-112911-TP-127	11/29/2011	AOI 21	BH65-11	6-8	N		X	X		X				
S-017324-112911-TP-128	11/29/2011	AOI 21	BH63-11	1-2	N		X	X		X				
S-017324-112911-TP-129	11/29/2011	AOI 21	BH63-11	14-15	N		X	X		X				
S-017324-112911-TP-130	11/29/2011	AOI 21	BH64-11	1-2	N		X	X		X				
S-017324-112911-TP-131	11/29/2011	AOI 21	BH64-11	4-6	N		X	X		X				
S-017324-112911-TP-132	11/29/2011	AOI 20.2	BH62-11	1-2	N		X	X	X	X				
S-017324-112911-TP-133	11/29/2011	AOI 20.2	BH62-11	6-8	N		X	X	X	X				
S-017324-112911-TP-134	11/29/2011	AOI 1	BH1-11	1-2	N		X	X	X	X				
S-017324-112911-TP-135	11/29/2011	AOI 1	BH1-11	6-8	N		X	X	X	X				
S-017324-112911-TP-136	11/29/2011	AOI 1	BH1-11	8-10	N		X	X	X	X				
S-017324-113011-TP-137	11/30/2011	AOI 2	BH2-11	6-8	N		X	X	X	X				
S-017324-113011-TP-138	11/30/2011	AOI 2	BH2-11	6-8	FD		X	X	X	X				
S-017324-113011-TP-139	11/30/2011	AOI 2	BH2-11	8-10	N		X	X	X	X				
S-017324-113011-TP-140	11/30/2011	AOI 13	BH20-11	2-4	MS/MSD		X	X	X	X				
S-017324-113011-TP-141	11/30/2011	AOI 13	BH20-11	6-8	N		X	X	X	X				
S-017324-113011-TP-142	11/30/2011	AOI 13	BH20-11	8-10	N		X	X	X	X				
S-017324-113011-TP-143	11/30/2011	AOI 11.1	BH19-11	10-12	N			X			X			
S-017324-113011-TP-144	11/30/2011	AOI 11.1	BH19-11	4-6	N	X		X			X			
S-017324-113011-TP-145	11/30/2011	AOI 11.1	BH18-11	4-6	N			X			X			
S-017324-113011-TP-146	11/30/2011	AOI 11.1	BH18-11	10-12	N			X			X			
S-017324-113011-TP-147	11/30/2011	AOI 11.1	BH17-11	0-2	N			X			X			
S-017324-113011-TP-148	11/30/2011	AOI 11.1	BH17-11	8-10	N			X			X			
S-017324-113011-TP-149	11/30/2011	AOI 11.1	BH17-11	12-14	N	X		X			X			
S-017324-113011-TP-150	11/30/2011	AOI 11.1	BH16-11	2-4	N			X			X			
S-017324-113011-TP-151	11/30/2011	AOI 11.1	BH16-11	14-16	N			X			X			
S-017324-113011-TP-152	11/30/2011	AOI 11.1	BH16-11	14-16	FD			X			X			
S-017324-113011-TP-153	11/30/2011	AOI 11.1	BH15-11	0-2	N			X			X			
S-017324-113011-TP-154	11/30/2011	AOI 11.1	BH15-11	4-6	MS/MSD			X			X			
S-017324-113011-TP-155	11/30/2011	AOI 11.1	BH15-11	8-10	N	X		X			X			
S-017324-113011-TP-156	11/30/2011	AOI 11.1	BH14-11	2-4	N			X			X			
S-017324-113011-TP-157	11/30/2011	AOI 11.1	BH14-11	5-10	N			X			X			
S-017324-113011-TP-158	11/30/2011	AOI 11.1	BH14-11	14-16	N	X		X			X			
S-017324-113011-TP-159	11/30/2011	AOI 11.1	BH13-11	0-2	N			X			X			
S-017324-113011-TP-160	11/30/2011	AOI 11.1	BH13-11	8-10	N			X			X			
S-017324-113011-TP-161	11/30/2011	AOI 11.1	BH13-11	16-18	N			X			X			
S-017324-120111-TP-162	12/1/2011	AOI 11.1	BH12-11	2-4	N			X			X			
S-017324-120111-TP-163	12/1/2011	AOI 11.1	BH12-11	8-10	MS/MSD			X			X			
S-017324-120111-TP-164	12/1/2011	AOI 11.1	BH12-11	12-14	N	X		X			X			
S-017324-120111-TP-165	12/1/2011	AOI 11.1	BH11-11	14-16	N			X			X			
S-017324-120111-TP-166	12/1/2011	AOI 11.1	BH11-11	16-18	N			X			X			
S-017324-120111-TP-167	12/1/2011	AOI 11.1	BH11-11	16-18	FD			X			X			

TABLE 5

SAMPLE KEY
RFI REPORT
FORMER MANUAL TRANSMISSIONS OF MUNCIE FACILITY
MUNCIE, INDIANA

Sample ID	*Sample Date*	*AOI*	*Sample Location*	*Depth (ftbgs)*	*Sample Type*	*Hold*	*TCL VOCs*	*TCL SVOCs*	*TCL PCB*	*TAL Inorganics*	*TPH Fractions*	*Total Lead*	*Benzo(a)pyrene*	*MNA Parameter*
Soil Samples (continued)														
S-017324-120111-TP-168	12/1/2011	AOI 11.1	BH10-11	2-4	N			X			X			
S-017324-120111-TP-169	12/1/2011	AOI 11.1	BH10-11	6-8	N			X			X			
S-017324-120111-TP-170	12/1/2011	AOI 11.1	BH10-11	12-14	N	X		X			X			
S-017324-120111-TP-171	12/1/2011	AOI 11.1	BH9-11	0-2	N			X			X			
S-017324-120111-TP-172	12/1/2011	AOI 11.1	BH9-11	6-8	N			X			X			
S-017324-120111-TP-173	12/1/2011	AOI 11.1	BH9-11	14-16	N	X		X			X			
S-017324-120111-TP-174	12/1/2011	AOI 11.1	BH8-11	2-4	N			X			X			
S-017324-120111-TP-175	12/1/2011	AOI 11.1	BH8-11	6-8	N			X			X			
S-017324-120111-TP-176	12/1/2011	AOI 11.1	BH8-11	12-14	N	X		X			X			
S-017324-120111-TP-177	12/1/2011	AOI 14.3	BH32-11	2-4	N		X	X	X	X				
S-017324-120111-TP-178	12/1/2011	AOI 14.3	BH32-11	5-10	N		X	X	X	X				
S-017324-120111-TP-179	12/1/2011	AOI 29	BH81-11	3-5	N				X	X				
S-017324-120111-TP-180	12/1/2011	AOI 29	BH81-11	9-10	N				X	X				
S-017324-120111-TP-181	12/1/2011	AOI 29	BH79-11	4-6	N				X	X				
S-017324-120111-TP-182	12/1/2011	AOI 29	BH79-11	8-10	N				X	X				
S-017324-120111-TP-183	12/1/2011	AOI 29	BH80-11	3-5	N				X	X				
S-017324-120111-TP-184	12/1/2011	AOI 29	BH80-11	7-9	N				X	X				
S-017324-120111-TP-185	12/1/2011	AOI 32	BH89-11	9-11	N		X	X	X	X				
S-017324-120111-TP-186	12/1/2011	AOI 32	BH89-11	15-17	N		X	X	X	X				
S-017324-120111-TP-187	12/1/2011	AOI 29	BH78-11	5-7	N				X	X				
S-017324-120111-TP-188	12/1/2011	AOI 29	BH78-11	11-13	N				X	X				
S-017324-120111-TP-189	12/1/2011	AOI 28	BH76-11	0-2	N		X	X	X	X				
S-017324-120111-TP-190	12/1/2011	AOI 28	BH77-11	0-2	N		X	X	X	X				
S-017324-120111-TP-191	12/1/2011	AOI 14.2	BH28-11	4-6	N		X	X	X	X				
S-017324-120111-TP-192	12/1/2011	AOI 14.2	BH28-11	12-14	N		X	X	X	X				
S-017324-120211-TP-193	12/2/2011	AOI 14.2	BH27-11	4-6	N		X	X	X	X				
S-017324-120211-TP-194	12/2/2011	AOI 14.2	BH27-11	10-12	N		X	X	X	X				
S-017324-120211-TP-195	12/2/2011	AOI 14.3	BH31-11	4-6	N		X	X	X	X				
S-017324-120211-TP-196	12/2/2011	AOI 14.3	BH31-11	10-12	N		X	X	X	X				
S-017324-120211-TP-197	12/2/2011	AOI 14.3	BH31-11	10-12	FD		X	X	X	X				
S-017324-120211-TP-198	12/2/2011	AOI 32	BH87-11	3-8	N		X	X	X	X				
S-017324-120211-TP-199	12/2/2011	AOI 32	BH87-11	9-11	MS/MSD		X	X	X	X				
S-017324-120211-TP-200	12/2/2011	AOI 28	BH74-11	1-3	N		X	X	X	X				
S-017324-120211-TP-201	12/2/2011	AOI 28	BH74-11	11-13	N		X	X	X	X				
S-017324-120211-TP-202	12/2/2011	AOI 28	BH73-11	14-16	N		X	X	X	X				
S-017324-120211-TP-203	12/2/2011	AOI 28	BH73-11	18-20	N		X	X	X	X				
S-017324-120211-TP-204	12/2/2011	AOI 28	BH75-11	4-6	N		X	X	X	X				
S-017324-120211-TP-205	12/2/2011	AOI 28	BH75-11	12-14	N		X	X	X	X				
S-021113-SM-001	2/11/2013	AOI 16	BH2-13	0-2.5	N							X		
S-021113-SM-002	2/11/2013	AOI 16	BH2-13	2.5-5	N							X		
S-021113-SM-003	2/11/2013	AOI 16	BH2-13	5-6	N	X						X		
S-021113-SM-004	2/11/2013	AOI 16	BH4-13	0-2.5	N							X		

TABLE 5

SAMPLE KEY
RFI REPORT
FORMER MANUAL TRANSMISSIONS OF MUNCIE FACILITY
MUNCIE, INDIANA

Sample ID	*Sample Date*	*AOI*	*Sample Location*	*Depth (ftbgs)*	*Sample Type*	*Hold*	*TCL VOCs*	*TCL SVOCs*	*TCL PCB*	*TAL Inorganics*	*TPH Fractions*	*Total Lead*	*Benzo(a)pyrene*	*MNA Parameter*
Soil Samples (continued)														
S-021113-SM-005	2/11/2013	AOI 16	BH4-13	2.5-5	N	X						X		
S-021113-SM-006	2/11/2013	AOI 16	BH4-13	5-6	N	X						X		
S-021113-SM-007	2/11/2013	AOI 16	BH3-13	0-2.5	N							X		
S-021113-SM-008	2/11/2013	AOI 16	BH3-13	2.5-5	N	X						X		
S-021113-SM-009	2/11/2013	AOI 16	BH3-13	5-6	N	X						X		
S-021113-SM-010	2/11/2013	AOI 16	BH5-13	5-7.5	N							X		
S-021113-SM-011	2/11/2013	AOI 16	BH5-13	7.5-10	N	X						X		
S-021113-SM-012	2/11/2013	AOI 16	BH5-13	10-12	N	X						X		
S-021113-SM-013	2/11/2013	AOI 16	BH6-13	5-7.5	N	X						X		
S-021113-SM-014	2/11/2013	AOI 16	BH6-13	5-7.5	N	X						X		
S-021113-SM-015	2/11/2013	AOI 16	BH6-13	7.5-10	N	X						X		
S-021213-SM-016	2/12/2013	AOI 16	BH7-13	0-2.5	N	X						X		
S-021213-SM-017	2/12/2013	AOI 16	BH7-13	2.5-5	N	X						X		
S-021213-SM-018	2/12/2013	AOI 16	BH7-13	5-6	N	X						X		
S-021213-SM-019	2/12/2013	AOI 16	BH8-13	0-2.5	N							X		
S-021213-SM-020	2/12/2013	AOI 16	BH8-13	2.5-5	N							X		
S-021213-SM-021	2/12/2013	AOI 16	BH8-13	5-6	N	X						X		
S-021213-SM-022	2/12/2013	AOI 16	BH10-13	7.5-10	N	X						X		
S-021213-SM-023	2/12/2013	AOI 16	BH10-13	10-12	N	X						X		
S-021213-SM-024	2/12/2013	AOI 16	BH10-13	12-14	N	X						X		
S-021213-SM-025	2/12/2013	AOI 16	BH9-13	7-9	MS/MSD							X		
S-021213-SM-026	2/12/2013	AOI 16	BH9-13	9-11	N							X		
S-021213-SM-027	2/12/2013	AOI 16	BH9-13	11-15	N	X						X		
S-021213-SM-028	2/12/2013	AOI 16	BH14-13	0-2.5	N	X						X		
S-021213-SM-029	2/12/2013	AOI 16	BH14-13	2.5-5	N	X						X		
S-021213-SM-030	2/12/2013	AOI 16	BH14-13	5-6	N	X						X		
S-021213-SM-031	2/12/2013	AOI 16	BH12-13	0-2.5	N							X		
S-021213-SM-032	2/12/2013	AOI 16	BH12-13	2.5-5	N	X						X		
S-021213-SM-033	2/12/2013	AOI 16	BH12-13	5-6	N	X						X		
S-021213-SM-034	2/12/2013	AOI 16	BH13-13	0-2.5	N	X						X		
S-021213-SM-035	2/12/2013	AOI 16	BH13-13	2.5-5	N	X						X		
S-021213-SM-036	2/12/2013	AOI 16	BH13-13	5-6	N	X						X		
S-021213-SM-037	2/12/2013	AOI 16	BH11-13	0-2.5	N							X		
S-021213-SM-038	2/12/2013	AOI 16	BH11-13	0-2.5	FD							X		
S-021213-SM-039	2/12/2013	AOI 16	BH11-13	2.5-5	N	X						X		
S-021213-SM-040	2/12/2013	AOI 16	BH11-13	5-6	N	X						X		
S-021313-SM-041	2/13/2013	AOI 20.2	BH15-13	5-6	N		X	X	X	X				
S-021313-SM-042	2/13/2013	AOI 20.2	BH15-13	8-10.5	N		X	X	X	X				
S-021313-SM-043	2/13/2013	AOI 20.2	BH15-13	10.5-13	N		X	X	X	X				
S-021313-SM-044	2/13/2013	AOI 25	BH18-13	0-2.5	N	X						X		
S-021313-SM-045	2/13/2013	AOI 25	BH18-13	2.5-5	N	X						X		
S-021313-SM-046	2/13/2013	AOI 25	BH18-13	12.5-15	N	X						X		

TABLE 5

SAMPLE KEY
RFI REPORT
FORMER MANUAL TRANSMISSIONS OF MUNCIE FACILITY
MUNCIE, INDIANA

Sample ID	*Sample Date*	*AOI*	*Sample Location*	*Depth (ftbgs)*	*Sample Type*	*Hold*	*TCL VOCs*	*TCL SVOCs*	*TCL PCB*	*TAL Inorganics*	*TPH Fractions*	*Total Lead*	*Benzo(a)pyrene*	*MNA Parameter*
Soil Samples (continued)														
S-021313-SM-047	2/13/2013	AOI 25	BH20-13	0-2.5	N							X		
S-021313-SM-048	2/13/2013	AOI 25	BH20-13	7.5-10	N	X						X		
S-021313-SM-049	2/13/2013	AOI 25	BH20-13	12.5-15	N	X						X		
S-021313-SM-050	2/13/2013	AOI 25	BH19-13	0-2.5	N							X		
S-021313-SM-051	2/13/2013	AOI 25	BH19-13	7.5-10	N							X		
S-021313-SM-052	2/13/2013	AOI 25	BH19-13	12.5-15	N	X						X		
S-021313-SM-053	2/13/2013	AOI 25	BH17-13	0-2.5	MS/MSD							X		
S-021313-SM-054	2/13/2013	AOI 25	BH17-13	7.5-10	N							X		
S-021313-SM-055	2/13/2013	AOI 25	BH17-13	10-12.5	N	X						X		
S-021313-SM-056	2/13/2013	AOI 25	BH16-13	0-2.5	N	X						X		
S-021313-SM-057	2/13/2013	AOI 25	BH16-13	5-7.5	N	X						X		
S-021313-SM-058	2/13/2013	AOI 25	BH16-13	10-12.5	N	X						X		
S-021313-SM-059	2/13/2013	AOI 14.1	BH21-13	2.5-5	N							X		
S-021313-SM-060	2/13/2013	AOI 14.1	BH21-13	2.5-5	FD							X		
S-021313-SM-061	2/13/2013	AOI 14.1	BH21-13	5-7.5	N	X						X		
S-021313-SM-062	2/13/2013	AOI 14.1	BH21-13	12.5-15	N	X						X		
S-021313-SM-063	2/13/2013	AOI 14.1	BH24-13	2.5-5	N	X						X		
S-021313-SM-064	2/13/2013	AOI 14.1	BH24-13	5-7.5	N	X						X		
S-021313-SM-065	2/13/2013	AOI 14.1	BH24-13	10-12.5	N	X						X		
S-021313-SM-066	2/13/2013	AOI 14.1	BH23-13	2.5-5	N							X		
S-021313-SM-067	2/13/2013	AOI 14.1	BH23-13	5-7.5	N	X						X		
S-021313-SM-068	2/13/2013	AOI 14.1	BH23-13	10-12.5	N	X						X		
S-021313-SM-069	2/13/2013	AOI 14.1	BH22-13	2.5-5	N							X		
S-021313-SM-070	2/13/2013	AOI 14.1	BH22-13	5-7.5	N	X						X		
S-021313-SM-071	2/13/2013	AOI 14.1	BH22-13	7.5-10	N	X						X		
S-021413-SM-072	2/14/2013	AOI 14.1	MW54-13	0-2.5	MS/MSD		X	X	X	X				
S-021413-SM-073	2/14/2013	AOI 14.1	MW54-13	2.5-5	N		X	X	X	X				
S-021413-SM-074	2/14/2013	AOI 14.1	MW54-13	7.5-10	FD		X	X	X	X				
S-021413-SM-075	2/14/2013	AOI 14.1	MW54-13	7.5-10	N		X	X	X	X				
S-021413-SM-076	2/14/2013	AOI 14.1	BH27-13	0-2.5	N		X							
S-021413-SM-077	2/14/2013	AOI 14.1	BH27-13	7.5-10	N		X							
S-021413-SM-078	2/14/2013	AOI 14.1	BH27-13	11-12	N		X							
S-021413-SM-079	2/14/2013	AOI 14.1	BH29-13	0-2.5	N		X							
S-021413-SM-080	2/14/2013	AOI 14.1	BH29-13	7.5-10	N		X							
S-021413-SM-081	2/14/2013	AOI 14.1	BH29-13	11-12	N		X							
S-021413-SM-082	2/14/2013	AOI 14.1	BH31-13	0-2.5	N		X							
S-021413-SM-083	2/14/2013	AOI 14.1	BH31-13	7.5-10	N		X							
S-021413-SM-084	2/14/2013	AOI 14.1	BH31-13	10-11	N		X							
S-021413-SM-085	2/14/2013	AOI 14.1	BH25-13	2.5-5	N	X						X		
S-021413-SM-086	2/14/2013	AOI 14.1	BH25-13	7.5-10	N	X						X		
S-021413-SM-087	2/14/2013	AOI 14.1	BH25-13	12.5-15	N	X						X		
S-021413-SM-088	2/14/2013	AOI 14.1	BH26-13	2.5-5	N	X						X		

TABLE 5

SAMPLE KEY
RFI REPORT
FORMER MANUAL TRANSMISSIONS OF MUNCIE FACILITY
MUNCIE, INDIANA

Sample ID	*Sample Date*	*AOI*	*Sample Location*	*Depth (ftbgs)*	*Sample Type*	*Hold*	*TCL VOCs*	*TCL SVOCs*	*TCL PCB*	*TAL Inorganics*	*TPH Fractions*	*Total Lead*	*Benzo(a)pyrene*	*MNA Parameter*
Soil Samples (continued)														
S-021413-SM-089	2/14/2013	AOI 14.1	BH26-13	5-7.5	N	X						X		
S-021413-SM-090	2/14/2013	AOI 14.1	BH26-13	15-17	N	X						X		
S-021413-SM-091	2/14/2013	AOI 14.1	BH30-13	0-2.5	N		X							
S-021413-SM-092	2/14/2013	AOI 14.1	BH30-13	7.5-10	N		X							
S-021413-SM-093	2/14/2013	AOI 14.1	BH30-13	11-12	N		X							
S-021413-SM-094	2/14/2013	AOI 14.1	BH28-13	0-2.5	N		X							
S-021413-SM-095	2/14/2013	AOI 14.1	BH28-13	7.5-10	N		X							
S-021413-SM-096	2/14/2013	AOI 14.1	BH28-13	11-12	N		X							
S-021513-SM-097	2/15/2013	AOI 14.1	BH32-13	2.5-5	N		X							
S-021513-SM-098	2/15/2013	AOI 14.1	BH32-13	7.5-10	N		X							
S-021513-SM-099	2/15/2013	AOI 14.1	BH32-13	11-12	N		X							
S-021513-SM-100	2/15/2013	AOI 28	BH43-13	0-2.5	N							X		
S-021513-SM-101	2/15/2013	AOI 28	BH43-13	2.5-5	N	X						X		
S-021513-SM-102	2/15/2013	AOI 28	BH43-13	6-8	N	X						X		
S-021513-SM-103	2/15/2013	AOI 28	BH42-13	0-2.5	N							X		
S-021513-SM-104	2/15/2013	AOI 28	BH42-13	5-6	N	X						X		
S-021513-SM-105	2/15/2013	AOI 28	BH42-13	6-8	N	X						X		
S-021513-SM-106	2/15/2013	AOI 14.2	BH41-13	0-2.5	N							X		
S-021513-SM-107	2/15/2013	AOI 14.2	BH41-13	5-6	N							X		
S-021513-SM-108	2/15/2013	AOI 14.2	BH41-13	5-6	FD							X		
S-021513-SM-109	2/15/2013	AOI 14.2	BH41-13	6-8	N	X						X		
S-021513-SM-110	2/15/2013	AOI 14.2	BH40-13	0-2.5	MD/MDS							X		
S-021513-SM-111	2/15/2013	AOI 14.2	BH40-13	5-6	N							X		
S-021513-SM-112	2/15/2013	AOI 14.2	BH40-13	6-8	N	X						X		
S-021513-SM-113	2/15/2013	AOI 14.2	BH39-13	0-2.5	N							X		
S-021513-SM-114	2/15/2013	AOI 14.2	BH39-13	5-6	N							X		
S-021513-SM-115	2/15/2013	AOI 14.2	BH39-13	6-8	N							X		
S-021813-SM-116	2/18/2013	AOI 32	BH45-13	2.5-5	N	X	X							
S-021813-SM-117	2/18/2013	AOI 32	BH45-13	7.5-10	N	X	X							
S-021813-SM-118	2/18/2013	AOI 32	BH45-13	12.5-15	N	X	X							
S-021813-SM-119	2/18/2013	AOI 32	BH47-13	2.5-5	N		X							
S-021813-SM-120	2/18/2013	AOI 32	BH47-13	7.5-10	N		X							
S-021813-SM-121	2/18/2013	AOI 32	BH47-13	7.5-10	FD		X							
S-021813-SM-122	2/18/2013	AOI 32	BH47-13	5-7.5	N	X	X							
S-021813-SM-123	2/18/2013	AOI 32	BH46-13	0-2.5	N		X							
S-021813-SM-124	2/18/2013	AOI 32	BH46-13	7.5-10	MS/MSD		X							
S-021813-SM-125	2/18/2013	AOI 32	BH46-13	5-7.5	N	X	X							
S-021813-SM-126	2/18/2013	AOI 11.1	BH34-13	0-2.5	N	X		X						
S-021813-SM-127	2/18/2013	AOI 11.1	BH34-13	12.5-15	N	X		X						
S-021813-SM-128	2/18/2013	AOI 11.1	BH34-13	17.5-20	N	X		X						
S-021813-SM-129	2/18/2013	AOI 11.1	BH35-13	0-2.5	N			X						
S-021813-SM-130	2/18/2013	AOI 11.1	BH35-13	15-16	N			X						

TABLE 5

SAMPLE KEY
RFI REPORT
FORMER MANUAL TRANSMISSIONS OF MUNCIE FACILITY
MUNCIE, INDIANA

Sample ID	*Sample Date*	*AOI*	*Sample Location*	*Depth (ftbgs)*	*Sample Type*	*Hold*	*TCL VOCs*	*TCL SVOCs*	*TCL PCB*	*TAL Inorganics*	*TPH Fractions*	*Total Lead*	*Benzo(a)pyrene*	*MNA Parameter*
Soil Samples (continued)														
S-021813-SM-131	2/18/2013	AOI 11.1	BH35-13	15-16	FD			X						
S-021813-SM-132	2/18/2013	AOI 11.1	BH35-13	16-18	N	X		X						
S-021813-SM-133	2/18/2013	AOI 11.1	BH33-13	0-2.5	N			X						
S-021813-SM-134	2/18/2013	AOI 11.1	BH33-13	12.5-15	N			X						
S-021813-SM-135	2/18/2013	AOI 11.1	BH33-13	15-16	N	X		X						
S-021913-SM-136	2/19/2013	AOI 11.1	BH37-13	0-2.5	N			X						
S-021913-SM-137	2/19/2013	AOI 11.1	BH37-13	15-16	N			X						
S-021913-SM-138	2/19/2013	AOI 11.1	BH37-13	16-18	N	X		X						
S-021913-SM-139	2/19/2013	AOI 11.1	BH38-13	0-2.5	N	X		X						
S-021913-SM-140	2/19/2013	AOI 11.1	BH38-13	15-16	N	X		X						
S-021913-SM-141	2/19/2013	AOI 11.1	BH38-13	15-18	N	X		X						
S-021913-SM-142	2/19/2013	AOI 11.1	BH36-13	0-2.5	N	X		X						
S-021913-SM-143	2/19/2013	AOI 11.1	BH36-13	12.5-15	N	X		X						
S-021913-SM-144	2/19/2013	AOI 11.1	BH36-13	16-18	N	X		X						
S-021913-SM-145	2/19/2013	AOI 32	BH48-13	0-2.5	N	X	X							
S-021913-SM-146	2/19/2013	AOI 32	BH48-13	7.5-10	N	X	X							
S-021913-SM-147	2/19/2013	AOI 32	BH48-13	10-12.5	N	X	X							
S-021913-SM-148	2/19/2013	AOI 32	BH49-13	0-2.5	N		X							
S-021913-SM-149	2/19/2013	AOI 32	BH49-13	7.5-10	N		X							
S-021913-SM-150	2/19/2013	AOI 32	BH49-13	10-12.5	N	X	X							
S-021913-SM-151	2/19/2013	AOI 32	BH50-13	5-7.5	N	X	X							
S-021913-SM-152	2/19/2013	AOI 32	BH50-13	7.5-10	N	X	X							
S-021913-SM-153	2/19/2013	AOI 32	BH50-13	10-12.5	N	X	X							
Groundwater Samples														
GW-17324-120611-EM-001	12/6/2011	AOI 35	MW-12	--	N		X		X					
GW-17324-120611-EM-002	12/6/2011	AOI 35	MW-25	--	N		X							
GW-17324-120611-EM-003	12/6/2011	AOI 35	MW-3	--	N		X							
GW-17324-120611-EM-004	12/6/2011	AOI 35	MW-4	--	N		X		X					
GW-17324-120611-EM-005	12/6/2011	AOI 35	MW-29	--	N		X							
GW-17324-120611-EM-006	12/6/2011	AOI 35	MW-17	--	N		X							
GW-17324-120611-EM-007	12/6/2011	AOI 35	MW-15	--	N		X							
GW-17324-120611-EM-008	12/6/2011	AOI 35	MW50-11	--	N		X							
GW-17324-120611-EM-009	12/6/2011	AOI 35	MW49-11	--	N		X							
GW-17324-120611-EM-010	12/6/2011	AOI 35	PW-02	--	N		X							
GW-17324-120611-EM-011	12/6/2011	AOI 35	MW-16	--	N		X							
GW-17324-120711-EM-012	12/7/2011	AOI 11.9	MW-21A	--	N		X		X					
GW-17324-120711-EM-013	12/7/2011	AOI 11.9	MW-21A	--	FD		X		X					
GW-17324-120711-EM-014	12/7/2011	AOI 35	MW-39CRA	--	N		X							
GW-17324-120711-EM-015	12/7/2011	AOI 35	MW47-11	--	N		X							
GW-17324-120711-EM-016	12/7/2011	AOI 3	MW45-11	--	MS/MSD		X	X	X	X				
GW-17324-120711-EM-017	12/7/2011	AOI 35	PW-01	--	N		X							

TABLE 5

SAMPLE KEY
RFI REPORT
FORMER MANUAL TRANSMISSIONS OF MUNCIE FACILITY
MUNCIE, INDIANA

Sample ID	*Sample Date*	*AOI*	*Sample Location*	*Depth (ftbgs)*	*Sample Type*	*Hold*	*TCL VOCs*	*TCL SVOCs*	*TCL PCB*	*TAL Inorganics*	*TPH Fractions*	*Total Lead*	*Benzo(a)pyrene*	*MNA Parameter*
Groundwater Samples (continued)														
GW-17324-120711-EM-018	12/7/2011	AOI 35	MW-27	--	N		X							
GW-17324-120711-EM-019	12/7/2011	AOI 35	MW-26	--	N		X							
GW-17324-120711-EM-020	12/7/2011	AOI 35	MW-5	--	N		X		X					
GW-17324-120711-EM-021	12/7/2011	AOI 35	MW-5	--	FD		X		X					
GW-17324-120711-EM-022	12/7/2011	AOI 35	MW-28	--	N		X							
GW-17324-120711-EM-023	12/7/2011	AOI 35	MW-30	--	N		X							
GW-17324-120711-EM-024	12/7/2011	AOI 35	MW-11	--	N		X		X					
GW-17324-120711-EM-025	12/7/2011	AOI 35	MW-33	--	N		X							
TB-17324-120711-EM	12/7/2011	AOI 35	--	--	Trip Blank		X							
WB-017324-120711-TP-001	12/7/2011	AOI 1	BH1-11	--	MS/MSD		X	X	X	X				
WB-017324-120711-TP-002	12/7/2011	AOI 2	BH2-11	--	N		X	X	X	X				
WB-017324-120711-TP-003	12/7/2011	AOI 20.2	BH62-11	--	N		X	X	X	X				
WB-017324-120711-TP-004	12/7/2011	AOI 20.2	BH62-11	--	FD		X	X	X	X				
TB-017324-120711-TP-001	12/7/2011	AOI 1	--	--	Trip Blank		X							
WS-017324-120711-TP-001	12/7/2011	--	Waste Characterization	--	N									
WS-017324-120711-TP-002	12/7/2011	--	Waste Characterization	--	N									
WS-017324-120711-TP-003	12/7/2011	--	Waste Characterization	--	N									
WW-017324-120711-TP-001	12/7/2011	--	Waste Characterization	--	N									
WW-017324-120711-TP-002	12/7/2011	--	Waste Characterization	--	N									
TB-017324-120711-TP-002	12/7/2011	--	Waste Characterization	--	Trip Blank									
GW-17324-120811-EM-026	12/8/2011	AOI 35	MW44-11	--	N		X		X					
GW-17324-120811-EM-027	12/8/2011	AOI 35	MW-23	--	N		X							
GW-17324-120811-EM-028	12/8/2011	AOI 35	MW-22	--	N		X		X					
GW-17324-120811-EM-029	12/8/2011	AOI 35	MW-35	--	N		X							
GW-17324-120811-EM-030	12/8/2011	AOI 35	MW-31	--	N		X		X					
GW-17324-120811-EM-031	12/8/2011	AOI 35	MW-34	--	MS/MSD		X							
GW-17324-120811-EM-032	12/8/2011	AOI 35	MW-24	--	N		X							
GW-17324-120811-EM-033	12/8/2011	AOI 35	MW-24	--	FD		X							
GW-17324-120811-EM-034	12/8/2011	AOI 35	MW-36	--	N		X							
TB-17324-120811-EM	12/8/2011	AOI 35	--	--	Trip Blank		X							
GW-17324-120911-EM-035	12/9/2011	AOI 35	MW40-11	--	N		X							
GW-17324-120911-EM-036	12/9/2011	AOI 35	MW41-11	--	N		X							
GW-17324-120911-EM-037	12/9/2011	AOI 35	MW42-11	--	N		X							
GW-17324-120911-EM-038	12/9/2011	AOI 35	MW43-11	--	N		X							
GW-17324-120911-EM-039	12/9/2011	AOI 35	MW48-11	--	N		X							
GW-17324-120911-EM-040	12/9/2011	AOI 35	MW-19	--	N		X	X	X	X				
GW-17324-120911-EM-041	12/9/2011	AOI 9	MW46-11	--	N		X							
GW-17324-120911-EM-042	12/9/2011	AOI 35	MW51-11	--	N		X							
GW-17324-120911-EM-043	12/9/2011	AOI 35	MW-20	--	MS/MSD		X		X					
GW-17324-120911-EM-044	12/9/2011	AOI 35	MW-9	--	N		X							
GW-17324-120911-EM-045	12/9/2011	AOI 35	MW-38CRA	--	N		X							
TB-17324-120911-EM	12/9/2011	AOI 35	--	--	Trip Blank		X							

TABLE 5

SAMPLE KEY
RFI REPORT
FORMER MANUAL TRANSMISSIONS OF MUNCIE FACILITY
MUNCIE, INDIANA

Sample ID	*Sample Date*	*AOI*	*Sample Location*	*Depth (ftbgs)*	*Sample Type*	*Hold*	*TCL VOCs*	*TCL SVOCs*	*TCL PCB*	*TAL Inorganics*	*TPH Fractions*	*Total Lead*	*Benzo(a)pyrene*	*MNA Parameter*
Groundwater Samples (continued)														
GW-017324-121511-TP-01	12/15/2011	AOI 35	MW-8	--	N		X							
TB-017324-121511-TP-01	12/15/2011	AOI 35	--	--	Trip Blank		X							
GW-017324-031413-SM-001	3/14/2013	AOI 11.9	MW-21A	--	N				X					
GW-017324-031413-SM-002	3/14/2013	AOI 14.1	MW54-13	--	MS/MSD		X			X				
GW-017324-031413-SM-003	3/14/2013	AOI 14.1	MW54-13	--	FD		X			X				
GW-017324-031413-SM-004	3/14/2013	AOI 35	MW53-13	--	N		X							
GW-017324-031413-SM-005	3/14/2013	AOI 20.2	MW52-13	--	MS/MSD				X	X				
GW-017324-031413-SM-006	3/14/2013	AOI 20.2	MW52-13	--	FD				X					
GW-017324-043014-SM-001	4/30/14	AOI 35	MW-25	--	N		X							
GW-017324-043014-SM-002	4/30/14	AOI 35	MW-17	--	N		X							
GW-017324-043014-SM-003	4/30/14	AOI 35	MW50-11	--	N		X							
GW017324-043014-SM-004	4/30/14	AOI 35	MW51-11	--	N		X							
GW-017324-043014-SM-005	4/30/14	AOI 9	MW46-11	--	N		X							
GW-017324-043014-SM-006	4/30/14	AOI 35	PW-01	--	N		X							
GW-017324-050114-SM-007	5/1/14	AOI 35	MW-38CRA	--	N		X							
GW-017324-050114-SM-008	5/1/14	AOI 35	MW47-11	--	N		X							
GW-017324-050114-SM-009	5/1/14	AOI 14.1	MW54-13	--	N		X							
GW-017324-050114-SM-010	5/1/14	AOI 14.1	MW54-13	--	FD		X							
GW-017324-050114-SM-011	5/1/14	AOI 35	MW53-13	--	N		X							
GW-017324-050114-SM-012	5/1/14	AOI 35	MW-29	--	MS/MSD		X							
GW-017324-050114-SM-013	5/1/14	AOI 35	PW-02	--	N		X							
GW-017324-050114-SM-014	5/1/14	AOI 35	MW-27	--	N		X							
GW-017324-050114-SM-015	5/1/14	AOI 35	MW-3	--	N		X							
GW-017324-050214-SM-016	5/2/14	AOI 35	MW-30	--	N		X							
GW-017324-050214-SM-017	5/2/14	AOI 35	MW-33	--	N		X							X
GW-017324-050214-SM-018	5/2/14	AOI 35	MW-26	--	N		X							X
GW-017324-050214-SM-019	5/2/14	AOI 35	MW-16	--	N		X							
GW-017324-050514-SM-027	5/2/14	AOI 35	MW-23	--	N		X							
TB-017324-050214-SM-001	5/2/14	--	--	--	Trip Blank		X							
GW-017324-050514-SM-020	5/5/14	AOI 35	MW-15	--	N		X							X
GW-017324-050514-SM-021	5/5/14	AOI 35	MW-15	--	FD		X							X
GW-017324-050514-SM-022	5/5/14	AOI 35	MW49-11	--	N		X							X
GW-017324-050514-SM-023	5/5/14	AOI 35	MW48-11	--	MS/MSD		X							X
GW-017324-050514-SM-024	5/5/14	AOI 35	MW-36	--	N		X							
GW-017324-050514-SM-025	5/5/14	AOI 35	MW-9	--	N		X							
GW-017324-050514-SM-026	5/5/14	AOI 35	MW-12	--	N		X		X					
TB-017324-050514-SM-002	5/5/14	--	--	--	Trip Blank		X							
GW-017324-050614-SM-028	5/6/14	AOI 35	MW-4	--	N		X		X					
GW-017324-050614-SM-029	5/6/14	AOI 35	MW-5	--	N		X		X					
GW-017324-050614-SM-030	5/6/14	AOI 35	MW-28	--	N		X							
GW-017324-050614-SM-031	5/6/14	AOI 35	MW44-11	--	N		X		X					
GW-017324-050614-SM-032	5/6/14	AOI 35	MW-11	--	N		X		X					

TABLE 5

SAMPLE KEY
RFI REPORT
FORMER MANUAL TRANSMISSIONS OF MUNCIE FACILITY
MUNCIE, INDIANA

Sample ID	*Sample Date*	*AOI*	*Sample Location*	*Depth (ftbgs)*	*Sample Type*	*Hold*	*TCL VOCs*	*TCL SVOCs*	*TCL PCB*	*TAL Inorganics*	*TPH Fractions*	*Total Lead*	*Benzo(a)pyrene*	*MNA Parameter*
Groundwater Samples (continued)														
GW-017324-050614-SM-033	5/6/14	AOI 3	MW45-11	--	N		X							
GW-017324-050614-SM-034	5/6/14	AOI 35	MW-20	--	N		X		X					
GW-017324-050614-SM-035	5/6/14	AOI 35	MW-20	--	FD		X		X					
GW-017324-050614-SM-036	5/6/14	AOI 16	MW-32	--	N		X							
GW-017324-050614-SM-037	5/6/14	AOI 11.9	MW-21A	--	N		X		X					
TB-017324-050614-SM-003	5/6/14	--	--	--	Trip Blank		X							
GW-017324-050714-SM-037	5/7/14	AOI 35	MW-35	--	N		X							
GW-017324-050714-SM-038	5/7/14	AOI 35	MW-34	--	N		X							
GW-017324-050714-SM-039	5/7/14	AOI 35	MW-8	--	N		X							
GW-017324-050714-EM-040	5/7/14	AOI 35	MW-24	--	N		X							
GW-017324-050714-SM-041	5/7/14	AOI 35	MW-22	--	N		X							
GW-017324-050714-SM-042	5/7/14	AOI 35	MW-31	--	MS/MSD		X		X					
GW-017324-050814-SM-043	5/8/14	AOI 35	MW-19	--	N		X		X					
GW-017324-050814-SM-044	5/8/14	AOI 20.2	MW52-13	--	N		X		X					
TB-017324-050814-SM-003	5/8/14	--	--	--	Trip Blank		X							
GW-017324-051614-SM041	5/16/14	AOI 35	MW-22	--	N		X							

Notes:

AOI - Area of Interest
ft bgs - feet below ground surface
TCL - Total Compound List
TAL - Total Analyte List
VOC - Volatile Organic Compound
SVOC - Semi-Volatile Organic Compound
PCB - Polychlorinated Biphenyls
TPH - Total Petroleum Hydrocarbon
N - Normal
FD - Field Duplicate
MS/MSD - Matrix Spike/Matrix Spike Duplicate
TAL Inorganics - Aluminum, Antimony, Arsenic, Barium, Beryllium, Cadmium, Calcium, Chromium, Chromium VI (hexavalent), Cobalt, Copper, Iron, L
Magnesium, Manganese, Mercury, Nickel, Potassium, Selenium, Silver, Sodium, Thallium, Vanadium, Zinc
MNA Parameters - Total Organic Carbon, Dissolved Organic Carbon, Chloride, Nitrate, Nitrite, Dissolved Manganese, Sulphate, Sulphide, Methane, I
Ethene, Hardness, and Alkalinity (Carbonate and Bicarbonate)

TABLE 6

MONITORING WELL STABILIZATION PARAMETERS
RFI REPORT
FORMER MANUAL TRANSMISSIONS OF MUNCIE FACILITY
MUNCIE, INDIANA

Sample ID	*Location ID*	*Sample Date*	*Depth to Water (ft btor)*	*Depth to Bottom (ft btor)*	*Sample Temp. (^{o} C)*	*Cond. (mS/cm)*	*Sample Turbidity (NTU)*	*DO (mg/L)*	*Field pH*	*ORP (mV)*
GW-17324-120611-EM-003	MW-3	12/6/11	16.07	110.82	13.74	0.770	16.1	0.69	7.02	-68
GW-17324-120611-EM-004	MW-4	12/6/11	15.43	29.00	14.55	0.515	2.80	0.45	7.28	-171
GW-17324-120711-EM-020/021	MW-5	12/7/11	17.72	30.50	13.02	1.053	0.39	0.18	7.00	-147
GW-017324-121511-TP-01	MW-8	12/15/11	12.65	37.95	14.70	0.967	>1,000	0.32	6.67	-29
GW-17324-120911-EM-044	MW-9	12/9/11	8.73	26.75	13.13	1.091	79.0	0.51	6.96	-35.8
GW-17324-120711-EM-024	MW-11	12/7/11	16.77	35.25	12.46	0.787	40.9	0.03	7.39	-220
GW-17324-120611-EM-001	MW-12	12/6/11	15.30	33.63	14.64	0.912	5.11	0.41	6.97	153
GW-17324-120611-EM-007	MW-15	12/6/11	13.84	24.80	10.80	0.661	6.56	7.12	7.47	210
GW-17324-120611-EM-011	MW-16	12/6/11	14.39	26.05	10.16	1.164	15.0	5.20	7.24	111
GW-17324-120611-EM-006	MW-17	12/6/11	14.21	24.22	11.65	0.885	8.94	1.75	7.04	204
GW-17324-120911-EM-040	MW-19	12/9/11	4.87	17.10	11.45	0.504	11.6	0.28	7.24	90
GW-17324-120911-EM-043	MW-20	12/9/11	17.88	26.78	11.94	1.019	4.99	0.21	7.03	-26
GW-17324-120711-EM-012/013	MW-21A	12/7/11	14.57	22.41	11.61	0.803	25.0	0.02	7.40	-220
GW-017324-031413-SM-001	MW-21A	3/14/13	16.10	--	7.23	1.01	17.10	1.71	7.13	-200
GW-17324-120811-EM-028	MW-22	12/8/11	17.95	22.75	12.28	0.604	7.58	0.21	7.36	-216.0
GW-17324-120811-EM-027	MW-23	12/8/11	16.95	29.16	11.45	0.630	16.2	3.95	8.81	30
GW-17324-120811-EM-032/033	MW-24	12/8/11	8.76	40.19	11.81	0.749	84.8	173	7.25	-84
GW-17324-120611-EM-002	MW-25	12/6/11	15.14	37.11	15.14	1.056	50.5	1.73	6.96	-51
GW-17324-120711-EM-019	MW-26	12/7/11	17.89	56.02	15.85	0.991	43.7	0.57	6.94	-79
GW-17324-120711-EM-018	MW-27	12/7/11	17.88	86.80	14.05	0.879	14.6	0.28	7.02	-102
GW-17324-120711-EM-022	MW-28	12/7/11	18.31	56.75	14.23	1.063	13.4	0.61	6.93	-114
GW-17324-120611-EM-005	MW-29	12/6/11	15.10	38.30	14.28	0.761	48.7	0.37	7.12	-74
GW-17324-120711-EM-023	MW-30	12/7/11	17.87	27.37	13.11	1.075	5.13	0.20	7.03	-147
GW-17324-120811-EM-030	MW-31	12/8/11	17.71	26.72	12.70	0.412	10.8	1.41	7.41	-82
GW-17324-120711-EM-025	MW-33	12/7/11	16.23	20.64	5.59	1.091	1.48	0.51	7.20	-35
GW-17324-120811-EM-031	MW-34	12/8/11	13.80	23.85	13.09	0.947	22.9	1.09	6.93	131.0
GW-17324-120811-EM-029	MW-35	12/8/11	12.63	23.60	12.98	0.924	14.1	0.79	6.46	103.9
GW-17324-120811-EM-034	MW-36	12/8/11	13.52	24.40	15.44	0.991	121	0.71	6.55	153.1
GW-17324-120911-EM-045	MW-38CRA	12/9/11	14.47	16.40	8.77	0.847	23.5	0.15	8.00	-60
GW-17324-120711-EM-014	MW-39CRA	12/7/11	15.56	26.35	13.52	1.174	7.14	2.71	7.39	-20
GW-17324-120911-EM-035	MW40-11	12/9/11	12.84	25.15	14.22	1.011	206	0.66	7.32	13.9
GW-17324-120911-EM-036	MW41-11	12/9/11	10.38	20.20	12.16	0.953	115	0.59	7.38	-63.0
GW-17324-120911-EM-037	MW42-11	12/9/11	5.11	18.20	9.00	0.625	96.1	0.78	7.38	-3.5
GW-17324-120911-EM-038	MW43-11	12/9/11	11.22	19.85	10.46	0.954	53.0	0.50	7.39	-20.1
GW-17324-120811-EM-026	MW44-11	12/8/11	13.20	24.50	8.73	0.823	133	1.87	8.69	0
GW-17324-120711-EM-016	MW45-11	12/7/11	21.01	24.90	11.90	1.125	6.23	2.60	7.29	132
GW-17324-120911-EM-041	MW46-11	12/9/11	19.35	22.31	11.35	1.122	7.20	0.19	7.03	95
GW-17324-120711-EM-015	MW47-11	12/7/11	24.64	29.30	13.15	1.110	33.9	0.06	7.19	57
GW-17324-120911-EM-039	MW48-11	12/9/11	18.87	25.50	11.67	0.502	33.6	0.20	6.79	119
GW-17324-120611-EM-009	MW49-11	12/6/11	24.23	33.53	8.64	0.963	190	0.05	7.20	-29
GW-17324-120611-EM-008	MW50-11	12/6/11	22.38	31.15	9.76	0.761	72.2	0.24	7.37	209

TABLE 6

MONITORING WELL STABILIZATION PARAMETERS
RFI REPORT
FORMER MANUAL TRANSMISSIONS OF MUNCIE FACILITY
MUNCIE, INDIANA

Sample ID	*Location ID*	*Sample Date*	*Depth to Water (ft btor)*	*Depth to Bottom (ft btor)*	*Sample Temp. (^{o} C)*	*Cond. (mS/cm)*	*Sample Turbidity (NTU)*	*DO (mg/L)*	*Field pH*	*ORP (mV)*
GW-17324-120911-EM-042	MW51-11	12/9/11	20.85	27.81	12.65	0.962	7.29	0.13	6.96	98
GW-017324-031413-SM-005/006	MW52-13	3/14/13	7.45	--	7.41	0.564	169	1.02	7.29	-65
GW-017324-031413-SM-004	MW53-13	3/14/13	13.45	--	8.62	0.702	7.90	0.44	7.27	-133
GW-017324-031413-SM-002/003	MW54-13	3/14/13	6.54	--	8.14	0.498	63.10	5.62	7.95	-34
GW-17324-120711-EM-017	PW-01	12/7/11	19.24	46.07	11.94	1.024	66.0	0.25	6.97	-74
GW-17324-120611-EM-010	PW-02	12/6/11	17.77	39.90	14.95	0.557	53.2	0.21	7.20	-120
WB-017324-120711-TP-001	BH1-11	12/7/11	--	--	--	--	--	--	--	--
WB-017324-120711-TP-002	BH2-11	12/7/11	--	--	--	--	--	--	--	--
WB-017324-120711-TP-003/004	BH62-11	12/7/11	--	--	--	--	--	--	--	--
GW-017324-120611-EM-001	MW-12	12/6/11	15.30	33.63	14.64	0.912	5.11	0.41	6.97	153.0
GW-017324-120611-EM-002	MW-25	12/6/11	15.14	37.11	15.14	1.056	50.5	1.73	6.96	-51.0
GW-017324-120611-EM-003	MW-3	12/6/11	16.07	110.82	13.74	0.770	16.1	0.69	7.02	-68.0
GW-017324-120611-EM-004	MW-4	12/6/11	15.43	29.00	14.55	0.515	2.80	0.45	7.28	-171.0
GW-017324-120611-EM-005	MW-29	12/6/11	15.10	38.30	14.28	0.761	48.7	0.37	7.12	-74.0
GW-017324-120611-EM-006	MW-17	12/6/11	14.21	24.22	11.65	0.885	8.94	1.75	7.04	204.0
GW-017324-120611-EM-007	MW-15	12/6/11	13.84	24.80	10.80	0.661	6.56	7.12	7.47	210.0
GW-017324-120611-EM-008	MW50-11	12/6/11	22.38	31.15	9.76	0.761	72.2	0.24	7.37	209.0
GW-017324-120611-EM-009	MW49-11	12/6/11	24.23	33.53	8.64	0.963	190	0.05	7.20	-29.0
GW-017324-120611-EM-010	PW-02	12/6/11	17.77	39.90	14.95	0.557	53.2	0.21	7.20	-120.0
GW-017324-120611-EM-011	MW-16	12/6/11	14.39	26.05	10.16	1.164	15.0	5.20	7.24	111.0
GW-017324-120711-EM-012/013	MW-21A	12/7/11	14.57	22.41	11.61	0.803	25.0	0.02	7.40	-220.0
GW-017324-120711-EM-014	MW-39CRA	12/7/11	15.56	26.35	13.52	1.174	7.14	2.71	7.39	-20.0
GW-017324-120711-EM-015	MW47-11	12/7/11	24.64	29.30	13.15	1.110	33.9	0.06	7.19	57.0
GW-017324-120711-EM-016	MW45-11	12/7/11	21.01	24.90	11.90	1.125	6.23	2.60	7.29	132.0
GW-017324-120711-EM-017	PW-01	12/7/11	19.24	46.07	11.94	1.024	66.0	0.25	6.97	-74.0
GW-017324-120711-EM-018	MW-27	12/7/11	17.88	86.80	14.05	0.879	14.6	0.28	7.02	-102.0
GW-017324-120711-EM-019	MW-26	12/7/11	17.89	56.02	15.85	0.991	43.7	0.57	6.94	-79.0
GW-017324-120711-EM-020/021	MW-5	12/7/11	17.72	30.50	13.02	1.053	0.39	0.18	7.00	-147.0
GW-017324-120711-EM-022	MW-28	12/7/11	18.31	56.75	14.23	1.063	13.4	0.61	6.93	-114.0
GW-017324-120711-EM-023	MW-30	12/7/11	17.87	27.37	13.11	1.075	5.13	0.20	7.03	-147.0
GW-017324-120711-EM-024	MW-11	12/7/11	16.77	35.25	12.46	0.787	40.9	0.03	7.39	-220.0
GW-017324-120711-EM-025	MW-33	12/7/11	16.23	20.64	5.59	1.091	1.48	0.51	7.20	-35.0
WB-017324-120711-TP-001	BH1-11	12/7/11	--	--	--	--	--	--	--	--
WB-017324-120711-TP-002	BH2-11	12/7/11	--	--	--	--	--	--	--	--
WB-017324-120711-TP-003/004	BH62-11	12/7/11	--	--	--	--	--	--	--	--
GW-017324-120811-EM-026	MW44-11	12/8/11	13.20	24.50	8.73	0.823	133	1.87	8.69	0.0
GW-017324-120811-EM-027	MW-23	12/8/11	16.95	29.16	11.45	0.630	16.2	3.95	8.81	30.0
GW-017324-120811-EM-028	MW-22	12/8/11	17.95	22.75	12.28	0.604	7.58	0.21	7.36	-216.0
GW-017324-120811-EM-029	MW-35	12/8/11	12.63	23.60	12.98	0.924	14.1	0.79	6.46	103.9
GW-017324-120811-EM-030	MW-31	12/8/11	17.71	26.72	12.70	0.412	10.8	1.41	7.41	-82.0
GW-017324-120811-EM-031	MW-34	12/8/11	13.80	23.85	13.09	0.947	22.9	1.09	6.93	131.0

TABLE 6

MONITORING WELL STABILIZATION PARAMETERS
RFI REPORT
FORMER MANUAL TRANSMISSIONS OF MUNCIE FACILITY
MUNCIE, INDIANA

Sample ID	*Location ID*	*Sample Date*	*Depth to Water (ft btor)*	*Depth to Bottom (ft btor)*	*Sample Temp. (^{o} C)*	*Cond. (mS/cm)*	*Sample Turbidity (NTU)*	*DO (mg/L)*	*Field pH*	*ORP (mV)*
GW-017324-120811-EM-032/033	MW-24	12/8/11	8.76	40.19	11.81	0.749	84.8	173	7.25	-84.0
GW-017324-120811-EM-034	MW-36	12/8/11	13.52	24.40	15.44	0.991	121	0.71	6.55	153.1
GW-017324-120911-EM-035	MW40-11	12/9/11	12.84	25.15	14.22	1.011	206	0.66	7.32	13.9
GW-017324-120911-EM-036	MW41-11	12/9/11	10.38	20.20	12.16	0.953	115	0.59	7.38	-63.0
GW-017324-120911-EM-037	MW42-11	12/9/11	5.11	18.20	9.00	0.625	96.1	0.78	7.38	-3.5
GW-017324-120911-EM-038	MW43-11	12/9/11	11.22	19.85	10.46	0.954	53.0	0.50	7.39	-20.1
GW-017324-120911-EM-039	MW48-11	12/9/11	18.87	25.50	11.67	0.502	33.6	0.20	6.79	119.0
GW-017324-120911-EM-040	MW-19	12/9/11	4.87	17.10	11.45	0.504	11.6	0.28	7.24	90.0
GW-017324-120911-EM-041	MW46-11	12/9/11	19.35	22.31	11.35	1.122	7.20	0.19	7.03	95.0
GW-017324-120911-EM-042	MW51-11	12/9/11	20.85	27.81	12.65	0.962	7.29	0.13	6.96	98.0
GW-017324-120911-EM-043	MW-20	12/9/11	17.88	26.78	11.94	1.019	4.99	0.21	7.03	-26.0
GW-017324-120911-EM-044	MW-9	12/9/11	8.73	26.75	13.13	1.091	79.0	0.51	6.96	-35.8
GW-017324-120911-EM-045	MW-38CRA	12/9/11	14.47	16.40	8.77	0.847	23.5	0.15	8.00	-60.0
GW-017324-121511-TP-01	MW-8	12/15/11	12.65	37.95	14.70	0.967	>1,000	0.32	6.67	-29.0
GW-017324-031413-SM-001	MW-21A	3/14/13	16.10	--	7.23	1.01	17.10	1.71	7.13	-200.0
GW-017324-031413-SM-002/003	MW54-13	3/14/13	6.54	--	8.14	0.498	63.10	5.62	7.95	-34.0
GW-017324-031413-SM-004	MW53-13	3/14/13	13.45	--	8.62	0.702	7.90	0.44	7.27	-133.0
GW-017324-031413-SM-005/006	MW52-13	3/14/13	7.45	--	7.41	0.564	169	1.02	7.29	-65.0
GW-017324-043014-SM-001	MW-25	4/30/14	15.09	37.40	16.44	1.016	4.89	1.13	6.43	12.7
GW-017324-043014-SM-002	MW-17	4/30/14	13.83	24.15	15.12	0.885	1.07	2.38	6.60	47.6
GW-017324-043014-SM-003	MW50-11	4/30/14	22.25	31.10	16.01	0.7	4.15	0.7	6.69	40.4
GW017324-043014-SM-004	MW51-11	4/30/14	20.71	27.98	15.72	0.718	4.98	0.24	6.81	32.4
GW-017324-043014-SM-005	MW46-11	4/30/14	19.69	22.60	14.64	1.301	4.88	0.5	6.81	29.4
GW-017324-043014-SM-006	PW-01	4/30/14	19.27	--	16.09	0.984	3.8	0.67	6.81	28.5
GW-017324-050114-SM-007	MW-38CRA	5/1/14	18.23	26.34	13.21	1.039	4.62	0.87	7.13	-5.2
GW-017324-050114-SM-008	MW47-11	5/1/14	24.91	29.25	14.55	0.975	2.91	0.93	7.21	21.6
GW-017324-050114-SM-009/010	MW54-13	5/1/14	6.35	16.72	10.96	0.375	4.22	1.21	7.64	46.8
GW-017324-050114-SM-011	MW53-13	5/1/14	13.70	16.05	11.36	0.578	3.62	1.39	6.60	8.2
GW-017324-050114-SM-012	MW-29	5/1/14	15.08	38.60	15.69	0.683	3.92	0.46	7.05	10.5
GW-017324-050114-SM-013	PW-02	5/1/14	17.77	--	15.6	0.751	4.91	0.48	7.01	-13.6
GW-017324-050114-SM-014	MW-27	5/1/14	18.00	86.10	15.93	0.728	4.9	0.68	6.95	-3.4
GW-017324-050114-SM-015	MW-3	5/1/14	15.21	109.50	15.27	0.611	2.12	0.25	6.86	-9.3
GW-017324-050214-SM-016	MW-30	5/2/14	17.39	27.64	14.98	0.56	4.13	0.81	7.20	-27.0
GW-017324-050214-SM-017	MW-33	5/2/14	16.08	20.91	13.11	0.756	4	1.21	6.94	22.5
GW-017324-050214-SM-018	MW-26	5/2/14	17.93	56.35	16.17	0.911	4.91	0.61	6.89	-33.2
GW-017324-050214-SM-019	MW-16	5/2/14	14.47	26.05	11.28	0.991	4.9	0.34	6.79	44.6
GW-017324-050514-SM-027	MW-23	5/2/14	13.80	29.30	13.73	0.685	135	2.62	6.95	30.3
GW-017324-050514-SM-020/021	MW-15	5/5/14	14.36	24.80	12.78	1.678	10.2	0.44	12.78	8.4
GW-017324-050514-SM-022	MW49-11	5/5/14	24.26	33.55	14.49	0.717	4.92	0.67	6.80	-22.3
GW-017324-050514-SM-023	MW48-11	5/5/14	19.03	26.75	12.86	0.367	4.18	0.83	7.64	-25.9
GW-017324-050514-SM-024	MW-36	5/5/14	13.83	24.25	15.31	0.731	3.06	0.85	6.82	--

TABLE 6

MONITORING WELL STABILIZATION PARAMETERS
RFI REPORT
FORMER MANUAL TRANSMISSIONS OF MUNCIE FACILITY
MUNCIE, INDIANA

Sample ID	*Location ID*	*Sample Date*	*Depth to Water (ft btor)*	*Depth to Bottom (ft btor)*	*Sample Temp. (^{o} C)*	*Cond. (mS/cm)*	*Sample Turbidity (NTU)*	*DO (mg/L)*	*Field pH*	*ORP (mV)*
GW-017324-050514-SM-025	MW-9	5/5/14	8.66	28.78	13.87	0.961	4.7	0.61	6.79	-20.6
GW-017324-050514-SM-026	MW-12	5/5/14	15.21	33.90	14.3	0.754	3.71	0.36	6.85	9.9
GW-017324-050614-SM-028	MW-4	5/6/14	15.43	29.25	14.19	0.583	3.05	0.56	7.09	-66.8
GW-017324-050614-SM-029	MW-5	5/6/14	17.44	30.40	16.16	1.018	4.17	0.7	6.99	-61.6
GW-017324-050614-SM-030	MW-28	5/6/14	18.21	56.80	16.33	1.121	3.91	1.07	7.20	-65.3
GW-017324-050614-SM-031	MW44-11	5/6/14	22.85	24.76	11.89	0.608	98.7	0.64	6.81	1.5
GW-017324-050614-SM-032	MW-11	5/6/14	16.53	35.24	15.11	0.599	2.65	0.71	7.10	-53.8
GW-017324-050614-SM-033	MW45-11	5/6/14	20.45	24.88	12.43	0.739	4.91	0.79	7.13	-61.6
GW-017324-050614-SM-034/035	MW-20	5/6/14	18.17	27.10	13.64	0.837	2.60	0.92	6.85	-5.9
GW-017324-050614-SM-036	MW-32	5/6/14	15.99	24.15	13.35	0.329	5.86	0.78	6.90	-15.4
GW-017324-050614-SM-037	MW-21A	5/6/14	14.81	27.35	14.26	0.77	4.93	0.24	7.01	-62.1
GW-017324-050714-EM-040	MW-24	5/7/14	8.81	40.40	14.36	0.573	3.8	1.15	6.94	-20.3
GW-017324-050714-SM-037	MW-35	5/7/14	12.91	23.60	14.18	0.788	4.63	0.99	7.54	-29.2
GW-017324-050714-SM-038	MW-34	5/7/14	14.79	23.80	13.19	0.974	3.86	1.09	7.01	-10.3
GW-017324-050714-SM-039	MW-8	5/7/14	13.13	37.30	14.41	0.458	4.63	0.58	6.71	-24.6
GW-017324-050714-SM-041	MW-22	5/7/14	17.91	27.00	13.33	0.606	4.51	0.91	8.09	-35.2
GW-017324-050714-SM-042	MW-31	5/7/14	18.20	23.00	13.38	0.435	4.62	1.24	7.10	6.1
GW-017324-050814-SM-043	MW-19	5/8/14	5.40	17.28	20.96	0.541	4.59	1.21	7.03	-6.1
GW-017324-050814-SM-044	MW52-13	5/8/14	6.91	17.88	24.75	0.601	4	1.15	7.22	-20.8

Notes:
ft btor - feet below top of riser
^{o}C - degrees Celcius
mS/cm - milliseimens per centimeter
NTU - Nephelometric Turbidity Units
mg/L - milligrams per liter
mV - millivolts
-- no data

TABLE 7

BACKGROUND SOIL QUALITY DATA
RFI REPORT
FORMER MANUAL TRANSMISSIONS OF MUNCIE FACILITY
MUNCIE, INDIANA

Sample Location		*Residential*	*Com./Ind.*	*Excavation*	*BH-1-12*	*BH-1-12*	*BH-1-12*	*BH-1-12*
Sample Identification		*Migration to GW*	*Direct Contact*	*Direct Contact*	*SS-017324-072612-SM-044*	*SS-017324-072612-SM-045*	*SS-017324-072612-SM-046*	*SS-017324-072612-SM-047*
Sample Date		*a*	*b*	*c*	*7/26/2012*	*7/26/2012*	*7/26/2012*	*7/26/2012*
Sample Depth					*(0-0.5) ft BGS*	*(0.5-1) ft BGS*	*(1-1.5) ft BGS*	*(1.5-2) ft BGS*
Sample Type	*Units*							
Semi-Volatile Organic Compounds								
Benzo(a)pyrene	mg/kg	4.7	2.1	130	0.015	0.0072 J	0.0082 U	0.0078 U
Metals								
Aluminum	mg/kg	480000	100000	100000	7300	7600	11000	15000
Antimony	mg/kg	5.4	410	690	0.98 U	1.3 U	0.90 U	0.96 U
Arsenic	mg/kg	5.9	24	640	5.9	**6.4[a]**	**7.7[a]**	**17[a]**
Barium	mg/kg	1700	100000	100000	69	67	78	91
Beryllium	mg/kg	63	2000	3300	0.46 J	0.50 J	0.58	0.81
Cadmium	mg/kg	7.5	800	1300	0.27	0.25 J	0.19	0.25
Calcium	mg/kg	-	-	-	3100	1900	1700	1900
Chromium	mg/kg	1000000	-	-	10	11	14	23
Cobalt	mg/kg	4.3	300	520	**9.4[a]**	**9.9[a]**	**10[a]**	**11[a]**
Copper	mg/kg	920	41000	69000	12	11	14	25
Iron	mg/kg	5600	100000	100000	**12000[a]**	**12000[a]**	**17000[a]**	**33000[a]**
Lead	mg/kg	270	800	1000	42	35	20	18
Magnesium	mg/kg	-	-	-	1900	1700	2300	3100
Manganese	mg/kg	420	23000	39000	**850[a]**	**920[a]**	**770[a]**	**620[a]**
Mercury	mg/kg	2.1	3.1	3.1	0.053 J	0.058 J	0.055 J	0.072 J
Nickel	mg/kg	390	20000	32000	15	30	21	32
Potassium	mg/kg	-	-	-	1200	900	1100	1300
Selenium	mg/kg	5.3	5100	8600	0.56	0.65 U	0.56	0.70
Silver	mg/kg	12	5100	8600	0.49 U	0.65 U	0.45 U	0.48 U
Sodium	mg/kg	-	-	-	490 U	650 U	450 U	480 U
Thallium	mg/kg	2.9	10	17	0.85 J	0.85 J	0.84 J	0.66 J
Vanadium	mg/kg	1300	5100	8700	19	20	26	39
Zinc	mg/kg	5900	100000	100000	56	53	55	88

Notes

mg/kg - Milligrams per kilogram

"-" - No value

U - Not detected at the associated reporting limit.

J - Estimated concentration.

UJ - Not detected; associated reporting limit is estimated.

R - Rejected.

BOLD[abc] - Concentration exceeds associated screening level

IDEM Appendix A: Screening Levels Remedation Closure Guide - March 25, 2014

a - Exceeds IDEM residential migration to ground water screening levels

b - Exceeds IDEM commercial/industrial direct contact screening levels

c - Exceeds IDEM excavation direct contact screening levels

TABLE 7

BACKGROUND SOIL QUALITY DATA
RFI REPORT
FORMER MANUAL TRANSMISSIONS OF MUNCIE FACILITY
MUNCIE, INDIANA

Sample Location		*Residential*	*Com./Ind.*	*Excavation*	*BH-2-12*	*BH-2-12*	*BH-2-12*	*BH-2-12*
Sample Identification		*Migration to GW*	*Direct Contact*	*Direct Contact*	*SS-017324-072612-SM-048*	*SS-017324-072612-SM-049*	*SS-017324-072612-SM-050*	*SS-017324-072612-SM-051*
Sample Date		*a*	*b*	*c*	*7/26/2012*	*7/26/2012*	*7/26/2012*	*7/26/2012*
Sample Depth					*(0-0.5) ft BGS*	*(0.5-1) ft BGS*	*(1-1.5) ft BGS*	*(1.5-2) ft BGS*
Sample Type	*Units*							
Semi-Volatile Organic Compounds								
Benzo(a)pyrene	mg/kg	4.7	2.1	130	0.024	0.011	0.0071 J	0.0073 U
Metals								
Aluminum	mg/kg	480000	100000	100000	6800	5700	6400	7000
Antimony	mg/kg	5.4	410	690	1.1 U	1.2 U	0.90 U	1.0 U
Arsenic	mg/kg	5.9	24	640	**6.5[a]**	**6.6[a]**	**6.3[a]**	5.4
Barium	mg/kg	1700	100000	100000	53	50	49	49
Beryllium	mg/kg	63	2000	3300	0.36 J	0.33 J	0.38 J	0.34 J
Cadmium	mg/kg	7.5	800	1300	0.23	0.24	0.17 J	0.13 J
Calcium	mg/kg	-	-	-	2700	1900	1800	1700
Chromium	mg/kg	1000000	-	-	9.5	8.4	10	10
Cobalt	mg/kg	4.3	300	520	**4.7 J[a]**	**4.7 J[a]**	**6.3[a]**	**6.3[a]**
Copper	mg/kg	920	41000	69000	11	8.9	8.5	7.7
Iron	mg/kg	5600	100000	100000	**10000[a]**	**10000[a]**	**12000[a]**	**11000[a]**
Lead	mg/kg	270	800	1000	54	33	23	16
Magnesium	mg/kg	-	-	-	1700	1400	1700	1700
Manganese	mg/kg	420	23000	39000	220	260	290	240
Mercury	mg/kg	2.1	3.1	3.1	0.057 J	0.071 J	0.052 J	0.026 J
Nickel	mg/kg	390	20000	32000	8.7	7.9	9.3	8.8
Potassium	mg/kg	-	-	-	550 J	400 J	360 J	420 J
Selenium	mg/kg	5.3	5100	8600	0.56 U	0.58 U	0.45 U	0.52 U
Silver	mg/kg	12	5100	8600	0.56 U	0.58 U	0.45 U	0.52 U
Sodium	mg/kg	-	-	-	560 U	580 U	450 U	520 U
Thallium	mg/kg	2.9	10	17	1.1 U	1.2 U	0.90 U	1.0 U
Vanadium	mg/kg	1300	5100	8700	18	15	19	18
Zinc	mg/kg	5900	100000	100000	47	39	35	34

Notes

mg/kg - Milligrams per kilogram

"-" - No value

U - Not detected at the associated reporting limit.

J - Estimated concentration.

UJ - Not detected; associated reporting limit is estimated.

R - Rejected.

BOLD[abc] - Concentration exceeds associated screening level

IDEM Appendix A: Screening Levels Remedation Closure Guide - March 25, 2014

a - Exceeds IDEM residential migration to ground water screening levels

b - Exceeds IDEM commercial/industrial direct contact screening levels

c - Exceeds IDEM excavation direct contact screening levels

TABLE 7

BACKGROUND SOIL QUALITY DATA
RFI REPORT
FORMER MANUAL TRANSMISSIONS OF MUNCIE FACILITY
MUNCIE, INDIANA

Sample Location		*Residential*	*Com./Ind.*	*Excavation*	*BH-3-12*	*BH-3-12*	*BH-3-12*	*BH-3-12*
Sample Identification		*Migration to GW*	*Direct Contact*	*Direct Contact*	*SS-017324-072712-SM-052*	*SS-017324-072712-SM-053*	*SS-017324-072712-SM-054*	*SS-017324-072712-SM-055*
Sample Date		*a*	*b*	*c*	*7/27/2012*	*7/27/2012*	*7/27/2012*	*7/27/2012*
Sample Depth					*(0-0.5) ft BGS*	*(0.5-1) ft BGS*	*(0.5-1) ft BGS*	*(1-1.5) ft BGS*
Sample Type	*Units*						*Duplicate*	
Semi-Volatile Organic Compounds								
Benzo(a)pyrene	mg/kg	4.7	2.1	130	0.14	0.11	0.13	0.028
Metals								
Aluminum	mg/kg	480000	100000	100000	7300	9600	9400	13000
Antimony	mg/kg	5.4	410	690	0.35 J	3.9 J	0.90 U	1.1 U
Arsenic	mg/kg	5.9	24	640	**6.3[a]**	**7.9[a]**	**7.4[a]**	**8.6[a]**
Barium	mg/kg	1700	100000	100000	64	82	87	87
Beryllium	mg/kg	63	2000	3300	0.43 J	0.56	0.56	0.58
Cadmium	mg/kg	7.5	800	1300	0.46	0.42	0.46	0.22
Calcium	mg/kg	-	-	-	22000	8500	11000	4900
Chromium	mg/kg	1000000	-	-	11	14	13	16
Cobalt	mg/kg	4.3	300	520	**4.8[a]**	**8.3[a]**	**8.7[a]**	**8.8[a]**
Copper	mg/kg	920	41000	69000	20	24	20	15
Iron	mg/kg	5600	100000	100000	**12000[a]**	**16000[a]**	**15000[a]**	**19000[a]**
Lead	mg/kg	270	800	1000	140	**310[a]**	130	40
Magnesium	mg/kg	-	-	-	11000	5300	6100	3700
Manganese	mg/kg	420	23000	39000	360	**650[a]**	**670[a]**	**560[a]**
Mercury	mg/kg	2.1	3.1	3.1	0.11	0.12	0.097 J	0.036 J
Nickel	mg/kg	390	20000	32000	12	26	15	14
Potassium	mg/kg	-	-	-	520	590	610	690
Selenium	mg/kg	5.3	5100	8600	0.45	0.51	0.68	0.77
Silver	mg/kg	12	5100	8600	0.45 U	0.24 J	0.45 U	0.56 U
Sodium	mg/kg	-	-	-	450 U	500 U	450 U	560 U
Thallium	mg/kg	2.9	10	17	0.90 U	0.74 J	0.65 J	1.1 U
Vanadium	mg/kg	1300	5100	8700	19	25	24	31
Zinc	mg/kg	5900	100000	100000	85	81	84	58

Notes

mg/kg - Milligrams per kilogram

"-" - No value

U - Not detected at the associated reporting limit.

J - Estimated concentration.

UJ - Not detected; associated reporting limit is estimated.

R - Rejected.

BOLD[abc] - Concentration exceeds associated screening level

IDEM Appendix A: Screening Levels Remedation Closure Guide - March 25, 2014

a - Exceeds IDEM residential migration to ground water screening levels

b - Exceeds IDEM commercial/industrial direct contact screening levels

c - Exceeds IDEM excavation direct contact screening levels

TABLE 7

BACKGROUND SOIL QUALITY DATA
RFI REPORT
FORMER MANUAL TRANSMISSIONS OF MUNCIE FACILITY
MUNCIE, INDIANA

Sample Location		*Residential*	*Com./Ind.*	*Excavation*	*BH-3-12*	*BH-4-12*	*BH-4-12*	*BH-4-12*
Sample Identification		*Migration to GW*	*Direct Contact*	*Direct Contact*	*SS-017324-072712-SM-056*	*SS-017324-072712-SM-057*	*SS-017324-072712-SM-058*	*SS-017324-072712-SM-059*
Sample Date		*a*	*b*	*c*	*7/27/2012*	*7/27/2012*	*7/27/2012*	*7/27/2012*
Sample Depth					*(1.5-2) ft BGS*	*(0-0.5) ft BGS*	*(0.5-1) ft BGS*	*(1-1.5) ft BGS*
Sample Type	*Units*							
Semi-Volatile Organic Compounds								
Benzo(a)pyrene	mg/kg	4.7	2.1	130	0.0081	0.099	0.051	0.028
Metals								
Aluminum	mg/kg	480000	100000	100000	17000	9400	10000	13000
Antimony	mg/kg	5.4	410	690	R	R	R	R
Arsenic	mg/kg	5.9	24	640	**9.8[a]**	**9.6[a]**	**8.0[a]**	**8.6[a]**
Barium	mg/kg	1700	100000	100000	96	83	74	91
Beryllium	mg/kg	63	2000	3300	0.73	0.55	0.50 J	0.67
Cadmium	mg/kg	7.5	800	1300	0.19 J	0.54	0.36	0.29
Calcium	mg/kg	-	-	-	4900	20000	14000	8000
Chromium	mg/kg	1000000	-	-	18	13	13	15
Cobalt	mg/kg	4.3	300	520	**16[a]**	**14[a]**	**7.8[a]**	**11[a]**
Copper	mg/kg	920	41000	69000	20	20	15	16
Iron	mg/kg	5600	100000	100000	**23000[a]**	**17000[a]**	**17000[a]**	**19000[a]**
Lead	mg/kg	270	800	1000	39 J	120 J	58 J	33 J
Magnesium	mg/kg	-	-	-	3600	11000	8100	5200
Manganese	mg/kg	420	23000	39000	**540[a]**	**580[a]**	360	**520[a]**
Mercury	mg/kg	2.1	3.1	3.1	0.068 J	0.073 J	0.058 J	0.043 J
Nickel	mg/kg	390	20000	32000	19	15	13	20
Potassium	mg/kg	-	-	-	810	600	550 J	750
Selenium	mg/kg	5.3	5100	8600	0.62	0.55	0.54 J	0.45
Silver	mg/kg	12	5100	8600	0.50 U	0.50 U	0.56 U	0.45 U
Sodium	mg/kg	-	-	-	500 U	500 U	560 U	450 U
Thallium	mg/kg	2.9	10	17	1.0 U	0.67 J	1.1 U	0.58 J
Vanadium	mg/kg	1300	5100	8700	35	28	26	30
Zinc	mg/kg	5900	100000	100000	66	82	69	60

Notes

mg/kg - Milligrams per kilogram

"-" - No value

U - Not detected at the associated reporting limit.

J - Estimated concentration.

UJ - Not detected; associated reporting limit is estimated.

R - Rejected.

BOLD[abc] - Concentration exceeds associated screening level

IDEM Appendix A: Screening Levels Remedation Closure Guide - March 25, 2014

a - Exceeds IDEM residential migration to ground water screening levels

b - Exceeds IDEM commercial/industrial direct contact screening levels

c - Exceeds IDEM excavation direct contact screening levels

TABLE 7

BACKGROUND SOIL QUALITY DATA
RFI REPORT
FORMER MANUAL TRANSMISSIONS OF MUNCIE FACILITY
MUNCIE, INDIANA

Sample Location		*Residential*	*Com./Ind.*	*Excavation*	*BH-4-12*	*BH-5-12*	*BH-5-12*	*BH-5-12*
Sample Identification		*Migration to GW*	*Direct Contact*	*Direct Contact*	*SS-017324-072712-SM-060*	*SS-017324-072712-SM-061*	*SS-017324-072712-SM-062*	*SS-017324-072712-SM-063*
Sample Date		*a*	*b*	*c*	*7/27/2012*	*7/27/2012*	*7/27/2012*	*7/27/2012*
Sample Depth					*(1.5-2) ft BGS*	*(0-0.5) ft BGS*	*(0.5-1) ft BGS*	*(1-1.5) ft BGS*
Sample Type	*Units*							
Semi-Volatile Organic Compounds								
Benzo(a)pyrene	mg/kg	4.7	2.1	130	0.0075 J	0.097	0.049	0.014
Metals								
Aluminum	mg/kg	480000	100000	100000	15000	9900	9200	13000
Antimony	mg/kg	5.4	410	690	R	0.46 J	R	R
Arsenic	mg/kg	5.9	24	640	**9.5[a]**	**7.7[a]**	**6.9[a]**	**7.8[a]**
Barium	mg/kg	1700	100000	100000	110	80	79	85
Beryllium	mg/kg	63	2000	3300	0.81	0.60	0.56	0.57
Cadmium	mg/kg	7.5	800	1300	0.29	0.48	0.37	0.21 J
Calcium	mg/kg	-	-	-	9700	15000	9500	4500
Chromium	mg/kg	1000000	-	-	17	13	11	14
Cobalt	mg/kg	4.3	300	520	**12[a]**	**8.8[a]**	**9.8[a]**	**12[a]**
Copper	mg/kg	920	41000	69000	19	17	13	13
Iron	mg/kg	5600	100000	100000	**21000[a]**	**15000[a]**	**14000[a]**	**18000[a]**
Lead	mg/kg	270	800	1000	20 J	110 J	67 J	29 J
Magnesium	mg/kg	-	-	-	6500	7800	5000	3300
Manganese	mg/kg	420	23000	39000	400	**720[a]**	**880[a]**	**860[a]**
Mercury	mg/kg	2.1	3.1	3.1	0.056 J	0.077 J	0.042 J	0.14 U
Nickel	mg/kg	390	20000	32000	27	15	13	14
Potassium	mg/kg	-	-	-	880	720	540	660
Selenium	mg/kg	5.3	5100	8600	0.47 U	0.57 U	0.56	0.57 U
Silver	mg/kg	12	5100	8600	0.47 U	0.57 U	0.54 U	0.57 U
Sodium	mg/kg	-	-	-	470 U	570 U	540 U	570 U
Thallium	mg/kg	2.9	10	17	0.94 U	0.85 J	0.90 J	0.87 J
Vanadium	mg/kg	1300	5100	8700	31	25	24	29
Zinc	mg/kg	5900	100000	100000	68	87	62	53

Notes

mg/kg - Milligrams per kilogram

"-" - No value

U - Not detected at the associated reporting limit.

J - Estimated concentration.

UJ - Not detected; associated reporting limit is estimated.

R - Rejected.

BOLD[abc] - Concentration exceeds associated screening level

IDEM Appendix A: Screening Levels Remedation Closure Guide - March 25, 2014

a - Exceeds IDEM residential migration to ground water screening levels

b - Exceeds IDEM commercial/industrial direct contact screening levels

c - Exceeds IDEM excavation direct contact screening levels

TABLE 7

BACKGROUND SOIL QUALITY DATA
RFI REPORT
FORMER MANUAL TRANSMISSIONS OF MUNCIE FACILITY
MUNCIE, INDIANA

Sample Location		*Residential*	*Com./Ind.*	*Excavation*	*BH-5-12*	*BH-5-12*	*BH-6-12*	*BH-6-12*
Sample Identification		*Migration to GW*	*Direct Contact*	*Direct Contact*	*SS-017324-072712-SM-064*	*SS-017324-072712-SM-065*	*SS-017324-072712-SM-066*	*SS-017324-072712-SM-067*
Sample Date		*a*	*b*	*c*	*7/27/2012*	*7/27/2012*	*7/27/2012*	*7/27/2012*
Sample Depth					*(1.5-2) ft BGS*	*(1.5-2) ft BGS*	*(0-0.5) ft BGS*	*(0.5-1) ft BGS*
Sample Type	*Units*					*Duplicate*		
Semi-Volatile Organic Compounds								
Benzo(a)pyrene	mg/kg	4.7	2.1	130	0.0084	0.012	0.14	0.075
Metals								
Aluminum	mg/kg	480000	100000	100000	15000	15000	13000	9300
Antimony	mg/kg	5.4	410	690	R	R	R	0.54 J
Arsenic	mg/kg	5.9	24	640	**8.8[a]**	**9.3[a]**	**11[a]**	**6.9[a]**
Barium	mg/kg	1700	100000	100000	78	79	150	100
Beryllium	mg/kg	63	2000	3300	0.58	0.56	0.89	0.59
Cadmium	mg/kg	7.5	800	1300	0.17 J	0.16 J	1.0	0.59
Calcium	mg/kg	-	-	-	4000	3200	18000	9400
Chromium	mg/kg	1000000	-	-	16	16	22	15
Cobalt	mg/kg	4.3	300	520	**9.4[a]**	**8.8[a]**	**14[a]**	**11[a]**
Copper	mg/kg	920	41000	69000	16	17	48	25
Iron	mg/kg	5600	100000	100000	**20000[a]**	**21000[a]**	**20000[a]**	**14000[a]**
Lead	mg/kg	270	800	1000	23 J	19 J	210 J	100 J
Magnesium	mg/kg	-	-	-	3300	3100	9800	5300
Manganese	mg/kg	420	23000	39000	**510[a]**	**440[a]**	**1200[a]**	**920[a]**
Mercury	mg/kg	2.1	3.1	3.1	0.030 J	0.034 J	0.14 J	0.064 J
Nickel	mg/kg	390	20000	32000	16	16	21	20
Potassium	mg/kg	-	-	-	830	840	820 J	550
Selenium	mg/kg	5.3	5100	8600	0.51 J	0.55 U	0.86 U	0.53 U
Silver	mg/kg	12	5100	8600	0.56 U	0.55 U	0.18 J	0.53 U
Sodium	mg/kg	-	-	-	560 U	550 U	860 U	530 U
Thallium	mg/kg	2.9	10	17	1.1 U	1.1 U	1.3 J	0.87 J
Vanadium	mg/kg	1300	5100	8700	33	33	35	24
Zinc	mg/kg	5900	100000	100000	56	56	190	96

Notes

mg/kg - Milligrams per kilogram

"-" - No value

U - Not detected at the associated reporting limit.

J - Estimated concentration.

UJ - Not detected; associated reporting limit is estimated.

R - Rejected.

BOLD[abc] - Concentration exceeds associated screening level

IDEM Appendix A: Screening Levels Remedation Closure Guide - March 25, 2014

a - Exceeds IDEM residential migration to ground water screening levels

b - Exceeds IDEM commercial/industrial direct contact screening levels

c - Exceeds IDEM excavation direct contact screening levels

TABLE 7

BACKGROUND SOIL QUALITY DATA
RFI REPORT
FORMER MANUAL TRANSMISSIONS OF MUNCIE FACILITY
MUNCIE, INDIANA

Sample Location		*Residential*	*Com./Ind.*	*Excavation*	*BH-6-12*	*BH-6-12*	*BH-7-12*	*BH-7-12*
Sample Identification		*Migration to GW*	*Direct Contact*	*Direct Contact*	*SS-017324-072712-SM-068*	*SS-017324-072712-SM-069*	*SS-017324-072712-SM-070*	*SS-017324-072712-SM-071*
Sample Date		*a*	*b*	*c*	*7/27/2012*	*7/27/2012*	*7/27/2012*	*7/27/2012*
Sample Depth					*(1-1.5) ft BGS*	*(1.5-2) ft BGS*	*(0-0.5) ft BGS*	*(0.5-1) ft BGS*
Sample Type	*Units*							
Semi-Volatile Organic Compounds								
Benzo(a)pyrene	mg/kg	4.7	2.1	130	0.037	0.0067 J	1.2	0.17
Metals								
Aluminum	mg/kg	480000	100000	100000	8800	9500	7300	9900
Antimony	mg/kg	5.4	410	690	R	R	R	R
Arsenic	mg/kg	5.9	24	640	5.7	5.3	**6.4[a]**	**7.6[a]**
Barium	mg/kg	1700	100000	100000	93	81	66	68
Beryllium	mg/kg	63	2000	3300	0.56	0.57	0.37 J	0.51
Cadmium	mg/kg	7.5	800	1300	0.33	0.20 J	0.64	0.41
Calcium	mg/kg	-	-	-	6000	2700	55000	24000
Chromium	mg/kg	1000000	-	-	11	11	17	14
Cobalt	mg/kg	4.3	300	520	**9.7[a]**	**10[a]**	**5.7[a]**	**7.2[a]**
Copper	mg/kg	920	41000	69000	14	9.1	25	19
Iron	mg/kg	5600	100000	100000	**12000[a]**	**12000[a]**	**14000[a]**	**16000[a]**
Lead	mg/kg	270	800	1000	38 J	22 J	**300 J[a]**	110 J
Magnesium	mg/kg	-	-	-	3700	2000	27000	13000
Manganese	mg/kg	420	23000	39000	**880[a]**	**980[a]**	390	**480[a]**
Mercury	mg/kg	2.1	3.1	3.1	0.046 J	0.040 J	0.11 J	0.11
Nickel	mg/kg	390	20000	32000	20	17	25	18
Potassium	mg/kg	-	-	-	490	480 J	620	760
Selenium	mg/kg	5.3	5100	8600	0.46 U	0.52 U	0.51 U	0.47 U
Silver	mg/kg	12	5100	8600	0.46 U	0.52 U	0.51 U	0.47 U
Sodium	mg/kg	-	-	-	460 U	520 U	510 U	470 U
Thallium	mg/kg	2.9	10	17	0.89 J	0.86 J	0.58 J	0.55 J
Vanadium	mg/kg	1300	5100	8700	22	23	19	25
Zinc	mg/kg	5900	100000	100000	55	42	150	93

Notes

mg/kg - Milligrams per kilogram

"-" - No value

U - Not detected at the associated reporting limit.

J - Estimated concentration.

UJ - Not detected; associated reporting limit is estimated.

R - Rejected.

BOLD[abc] - Concentration exceeds associated screening level

IDEM Appendix A: Screening Levels Remedation Closure Guide - March 25, 2014

a - Exceeds IDEM residential migration to ground water screening levels

b - Exceeds IDEM commercial/industrial direct contact screening levels

c - Exceeds IDEM excavation direct contact screening levels

TABLE 7

BACKGROUND SOIL QUALITY DATA
RFI REPORT
FORMER MANUAL TRANSMISSIONS OF MUNCIE FACILITY
MUNCIE, INDIANA

Sample Location		*Residential*	*Com./Ind.*	*Excavation*	*BH-7-12*	*BH-7-12*	*BH-8-12*	*BH-8-12*
Sample Identification		*Migration to GW*	*Direct Contact*	*Direct Contact*	*SS-017324-072712-SM-072*	*SS-017324-072712-SM-073*	*SS-017324-072712-SM-074*	*SS-017324-072712-SM-075*
Sample Date		*a*	*b*	*c*	*7/27/2012*	*7/27/2012*	*7/27/2012*	*7/27/2012*
Sample Depth					*(1-1.5) ft BGS*	*(1.5-2) ft BGS*	*(0-0.5) ft BGS*	*(0-0.5) ft BGS*
Sample Type	*Units*							*Duplicate*
Semi-Volatile Organic Compounds								
Benzo(a)pyrene	mg/kg	4.7	2.1	130	0.042	0.097	0.47	0.47
Metals								
Aluminum	mg/kg	480000	100000	100000	16000	13000	6700	6900
Antimony	mg/kg	5.4	410	690	R	R	R	0.76 J
Arsenic	mg/kg	5.9	24	640	**11[a]**	**9.4[a]**	**7.5[a]**	**9.4[a]**
Barium	mg/kg	1700	100000	100000	78	100	81	70
Beryllium	mg/kg	63	2000	3300	0.71	0.93	0.49 J	0.44 J
Cadmium	mg/kg	7.5	800	1300	0.22	0.29	0.80	0.82
Calcium	mg/kg	-	-	-	7100	13000	42000	47000
Chromium	mg/kg	1000000	-	-	19	18	20	34
Cobalt	mg/kg	4.3	300	520	**13[a]**	**9.5[a]**	**9.2[a]**	**7.5[a]**
Copper	mg/kg	920	41000	69000	25	22	31 J	120 J
Iron	mg/kg	5600	100000	100000	**23000[a]**	**20000[a]**	**15000[a]**	**40000[a]**
Lead	mg/kg	270	800	1000	37 J	50 J	**440 J[a]**	**410 J[a]**
Magnesium	mg/kg	-	-	-	5000	8100	21000	20000
Manganese	mg/kg	420	23000	39000	420	**530[a]**	**800[a]**	**480[a]**
Mercury	mg/kg	2.1	3.1	3.1	0.073 J	0.077 J	0.11	0.12 J
Nickel	mg/kg	390	20000	32000	28	32	18	22
Potassium	mg/kg	-	-	-	1000	880	900	910
Selenium	mg/kg	5.3	5100	8600	0.49 U	0.49 U	0.51 U	0.50 U
Silver	mg/kg	12	5100	8600	0.49 U	0.49 U	0.14 J	0.44 J
Sodium	mg/kg	-	-	-	720	600	510 U	500 U
Thallium	mg/kg	2.9	10	17	0.98 U	0.55 J	1.0	0.94 J
Vanadium	mg/kg	1300	5100	8700	33	27	21	20
Zinc	mg/kg	5900	100000	100000	77	89	140	140

Notes

mg/kg - Milligrams per kilogram

"-" - No value

U - Not detected at the associated reporting limit.

J - Estimated concentration.

UJ - Not detected; associated reporting limit is estimated.

R - Rejected.

BOLD[abc] - Concentration exceeds associated screening level

IDEM Appendix A: Screening Levels Remedation Closure Guide - March 25, 2014

a - Exceeds IDEM residential migration to ground water screening levels

b - Exceeds IDEM commercial/industrial direct contact screening levels

c - Exceeds IDEM excavation direct contact screening levels

TABLE 7

BACKGROUND SOIL QUALITY DATA
RFI REPORT
FORMER MANUAL TRANSMISSIONS OF MUNCIE FACILITY
MUNCIE, INDIANA

Sample Location		*Residential*	*Com./Ind.*	*Excavation*	*BH-8-12*	*BH-8-12*	*BH-8-12*	*BH-9-12*
Sample Identification		*Migration to GW*	*Direct Contact*	*Direct Contact*	*SS-017324-072712-SM-076*	*SS-017324-072712-SM-077*	*SS-017324-072712-SM-078*	*SS-017324-072712-SM-079*
Sample Date		*a*	*b*	*c*	*7/27/2012*	*7/27/2012*	*7/27/2012*	*7/27/2012*
Sample Depth					*(0.5-1) ft BGS*	*(1-1.5) ft BGS*	*(1.5-2) ft BGS*	*(0-0.5) ft BGS*
Sample Type	*Units*							
Semi-Volatile Organic Compounds								
Benzo(a)pyrene	mg/kg	4.7	2.1	130	0.26	0.85	0.15	0.027
Metals								
Aluminum	mg/kg	480000	100000	100000	6500	8100	9400	12000
Antimony	mg/kg	5.4	410	690	1.3 J	1.1 UJ	1.2 J	1.1 UJ
Arsenic	mg/kg	5.9	24	640	**7.6[a]**	**8.8[a]**	**9.0[a]**	**7.3[a]**
Barium	mg/kg	1700	100000	100000	64	94	140	56
Beryllium	mg/kg	63	2000	3300	0.51 J	0.67	0.86	0.48 J
Cadmium	mg/kg	7.5	800	1300	0.54	0.49	0.61	0.093 J
Calcium	mg/kg	-	-	-	48000	38000	27000	9500
Chromium	mg/kg	1000000	-	-	27	31	33	20
Cobalt	mg/kg	4.3	300	520	**6.8[a]**	**6.7[a]**	**8.4[a]**	**7.7[a]**
Copper	mg/kg	920	41000	69000	28	46	76	15
Iron	mg/kg	5600	100000	100000	**15000[a]**	**19000[a]**	**33000[a]**	**16000[a]**
Lead	mg/kg	270	800	1000	**350[a]**	**680[a]**	**4500[ab]**	50
Magnesium	mg/kg	-	-	-	19000	20000	14000	5400
Manganese	mg/kg	420	23000	39000	**460[a]**	**430[a]**	**440[a]**	**440[a]**
Mercury	mg/kg	2.1	3.1	3.1	0.10 J	0.090 J	0.17	0.045 J
Nickel	mg/kg	390	20000	32000	20	23	27	13
Potassium	mg/kg	-	-	-	890	940	940	690
Selenium	mg/kg	5.3	5100	8600	0.56 U	0.82	0.54 U	0.54 U
Silver	mg/kg	12	5100	8600	0.56 U	0.55 U	0.54 U	0.54 U
Sodium	mg/kg	-	-	-	110 J	110 J	140 J	350 J
Thallium	mg/kg	2.9	10	17	1.1 U	1.1 U	1.1 U	0.71 J
Vanadium	mg/kg	1300	5100	8700	17	20	25	26
Zinc	mg/kg	5900	100000	100000	110	130	210	54

Notes

mg/kg - Milligrams per kilogram

"-" - No value

U - Not detected at the associated reporting limit.

J - Estimated concentration.

UJ - Not detected; associated reporting limit is estimated.

R - Rejected.

BOLD[abc] - Concentration exceeds associated screening level

IDEM Appendix A: Screening Levels Remedation Closure Guide - March 25, 2014

a - Exceeds IDEM residential migration to ground water screening levels

b - Exceeds IDEM commercial/industrial direct contact screening levels

c - Exceeds IDEM excavation direct contact screening levels

TABLE 7

BACKGROUND SOIL QUALITY DATA
RFI REPORT
FORMER MANUAL TRANSMISSIONS OF MUNCIE FACILITY
MUNCIE, INDIANA

Sample Location		*Residential*	*Com./Ind.*	*Excavation*	*BH-9-12*	*BH-9-12*	*BH-9-12*	*BH-10-12*
Sample Identification		*Migration to GW*	*Direct Contact*	*Direct Contact*	*SS-017324-072712-SM-080*	*SS-017324-072712-SM-081*	*SS-017324-072712-SM-082*	*SS-017324-072712-SM-083*
Sample Date		*a*	*b*	*c*	*7/27/2012*	*7/27/2012*	*7/27/2012*	*7/27/2012*
Sample Depth					*(0.5-1) ft BGS*	*(1-1.5) ft BGS*	*(1.5-2) ft BGS*	*(0-0.5) ft BGS*
Sample Type	*Units*							
Semi-Volatile Organic Compounds								
Benzo(a)pyrene	mg/kg	4.7	2.1	130	0.12	0.23	0.025	0.54
Metals								
Aluminum	mg/kg	480000	100000	100000	7600	11000	13000	6500
Antimony	mg/kg	5.4	410	690	0.92 UJ	1.4 UJ	0.97 UJ	1.3 UJ
Arsenic	mg/kg	5.9	24	640	**7.3[a]**	**11[a]**	**8.4[a]**	**7.2[a]**
Barium	mg/kg	1700	100000	100000	54	79	58	74
Beryllium	mg/kg	63	2000	3300	0.45 J	0.65 J	0.53	0.48 J
Cadmium	mg/kg	7.5	800	1300	0.29	0.55	0.060 J	1.2
Calcium	mg/kg	-	-	-	33000	64000	7900	62000
Chromium	mg/kg	1000000	-	-	13	39	16	24
Cobalt	mg/kg	4.3	300	520	**6.5[a]**	**9.7[a]**	**9.4[a]**	**6.7[a]**
Copper	mg/kg	920	41000	69000	18	27	17	34
Iron	mg/kg	5600	100000	100000	**13000[a]**	**21000[a]**	**18000[a]**	**15000[a]**
Lead	mg/kg	270	800	1000	81	150	21	**430[a]**
Magnesium	mg/kg	-	-	-	16000	33000	4600	34000
Manganese	mg/kg	420	23000	39000	420	**630[a]**	420	**540[a]**
Mercury	mg/kg	2.1	3.1	3.1	0.048 J	0.091 J	0.048 J	0.12 J
Nickel	mg/kg	390	20000	32000	13	30	14	17
Potassium	mg/kg	-	-	-	680	1100	730	970
Selenium	mg/kg	5.3	5100	8600	0.78	0.72 U	0.49 U	0.70
Silver	mg/kg	12	5100	8600	0.46 U	0.72 U	0.49 U	0.65 U
Sodium	mg/kg	-	-	-	200 J	230 J	450 J	280 J
Thallium	mg/kg	2.9	10	17	0.92 U	1.4 U	0.97 U	1.3 U
Vanadium	mg/kg	1300	5100	8700	18	28	29	18
Zinc	mg/kg	5900	100000	100000	76	120	52	200

Notes

mg/kg - Milligrams per kilogram

"-" - No value

U - Not detected at the associated reporting limit.

J - Estimated concentration.

UJ - Not detected; associated reporting limit is estimated.

R - Rejected.

BOLD[abc] - Concentration exceeds associated screening level

IDEM Appendix A: Screening Levels Remedation Closure Guide - March 25, 2014

a - Exceeds IDEM residential migration to ground water screening levels

b - Exceeds IDEM commercial/industrial direct contact screening levels

c - Exceeds IDEM excavation direct contact screening levels

TABLE 7

BACKGROUND SOIL QUALITY DATA
RFI REPORT
FORMER MANUAL TRANSMISSIONS OF MUNCIE FACILITY
MUNCIE, INDIANA

Sample Location		*Residential*	*Com./Ind.*	*Excavation*	*BH-10-12*	*BH-10-12*	*BH-10-12*	*BH-10-12*
Sample Identification		*Migration to GW*	*Direct Contact*	*Direct Contact*	*SS-017324-072712-SM-084*	*SS-017324-072712-SM-085*	*SS-017324-072712-SM-086*	*SS-017324-072712-SM-087*
Sample Date		*a*	*b*	*c*	*7/27/2012*	*7/27/2012*	*7/27/2012*	*7/27/2012*
Sample Depth					*(0.5-1) ft BGS*	*(0.5-1) ft BGS*	*(1-1.5) ft BGS*	*(1.5-2) ft BGS*
Sample Type	*Units*					*Duplicate*		
Semi-Volatile Organic Compounds								
Benzo(a)pyrene	mg/kg	4.7	2.1	130	0.18	0.24	0.051	0.035
Metals								
Aluminum	mg/kg	480000	100000	100000	5700	6000	3000	3200
Antimony	mg/kg	5.4	410	690	0.54 J	1.2 UJ	1.0 UJ	0.87 UJ
Arsenic	mg/kg	5.9	24	640	**6.6**[a]	**7.4**[a]	5.5	**6.5**[a]
Barium	mg/kg	1700	100000	100000	67	69	25	21
Beryllium	mg/kg	63	2000	3300	0.50 J	0.52 J	0.26 J	0.24 J
Cadmium	mg/kg	7.5	800	1300	0.92	0.87	0.38	0.35
Calcium	mg/kg	-	-	-	58000	86000	160000	130000
Chromium	mg/kg	1000000	-	-	17	15	5.8	6.8
Cobalt	mg/kg	4.3	300	520	**5.6 J**[a]	**7.5**[a]	3.2 J	3.9 J
Copper	mg/kg	920	41000	69000	23	25	13	15
Iron	mg/kg	5600	100000	100000	**11000**[a]	**13000**[a]	**7200**[a]	**9500**[a]
Lead	mg/kg	270	800	1000	220	260	42	32
Magnesium	mg/kg	-	-	-	31000	42000	35000	30000
Manganese	mg/kg	420	23000	39000	**500**[a]	**600**[a]	300	300
Mercury	mg/kg	2.1	3.1	3.1	0.081 J	0.095 J	0.045 J	0.020 J
Nickel	mg/kg	390	20000	32000	14	15	9.7	13
Potassium	mg/kg	-	-	-	790	860	630	680
Selenium	mg/kg	5.3	5100	8600	0.79	0.58 U	0.52 U	0.43 U
Silver	mg/kg	12	5100	8600	0.57 U	0.58 U	0.52 U	0.43 U
Sodium	mg/kg	-	-	-	140 J	180 J	160 J	100 J
Thallium	mg/kg	2.9	10	17	1.1 U	1.2 U	1.0 U	0.87 U
Vanadium	mg/kg	1300	5100	8700	15	16	9.0	10
Zinc	mg/kg	5900	100000	100000	130	140	52	52

Notes

mg/kg - Milligrams per kilogram

"-" - No value

U - Not detected at the associated reporting limit.

J - Estimated concentration.

UJ - Not detected; associated reporting limit is estimated.

R - Rejected.

BOLD[abc] - Concentration exceeds associated screening level

IDEM Appendix A: Screening Levels Remedation Closure Guide - March 25, 2014

a - Exceeds IDEM residential migration to ground water screening levels

b - Exceeds IDEM commercial/industrial direct contact screening levels

c - Exceeds IDEM excavation direct contact screening levels

TABLE 8

HUMAN HEALTH RISK DRIVERS-SOIL
RFI REPORT
FORMER MANUAL TRANSMISSIONS OF MUNCIE FACILITY
MUNCIE, INDIANA

Parameters (mg/kg)	*Screening Level (SL_{Rs}; IDEM Direct Cont. Residential)* [1]	*Screening Level (SL_{CIWs}; IDEM Direct Cont. Comm/Ind.)* [1]	*Screening Level (SL_{E}; IDEM Exc.)* [1]	*Screening Level (SL_{MTG}; GW Leaching)* [1]	*Det. Freq. (DF)*	*DF≥10%*	*Det.> SL R*	*Det.> SL CIW*	*Det.> SL E*	*Det.> SL MTG*	*Site-Specific Screening Level ($SSSL_{T}$)*	*Site-Specific Screening Level ($SSSL_{CIW}$)*	*Site-Specific Screening Level ($SSSL_{E}$)*	*Site-Specific Closure Level ($SSCL_{MTG}$)*	*Det.> SSSL T*	*Det.> SSSL CIW*	*Det.> SSSL E*	*Det.> SSSL MTG*	*RME (95% PRO UCL)*	*RME> SSSL T*	*RME> SSSL CIW*	*RME> SSSL E*	*RME> SSSL MTG*	*CTE (Geo. Mean)*	*CTE> SSSL T*	*CTE> SSSL CIW*	*CTE> SSSL E*	*CTE> SSSL MTG*	*Hot-Spot Risk Driver* [2]	*Site-Wide Risk Driver* [3]
	a	b	c	d			a	b	c	d	e	f	g	h																	
Volatile Organic Compounds (VOCs)																															
Acetone	8.50E+04	1.00E+05	1.00E+05	4.90E+01	35.7%	Y	n	n	n	n	---	---	---	---	---	---	---	---	---	---	---	---	---	---	---	---	---	---	---	---	---
Benzene	1.50E+01	5.40E+01	7.50E+02	5.10E-02	6.9%	n	---	---	---	---	---	---	---	---	---	---	---	---	---	---	---	---	---	---	---	---	---	---	---	---	---
Benzyl alcohol	8.50E+03	6.20E+04	1.00E+05	7.30E+00	0.0%	n	---	---	---	---	---	---	---	---	---	---	---	---	---	---	---	---	---	---	---	---	---	---	---	---	---
Bromodichloromethane	3.80E+00	1.40E+01	9.30E+02	4.30E-01	0.0%	n	---	---	---	---	---	---	---	---	---	---	---	---	---	---	---	---	---	---	---	---	---	---	---	---	---
Bromoform	8.70E+02	2.20E+03	2.00E+04	4.20E-01	0.0%	n	---	---	---	---	---	---	---	---	---	---	---	---	---	---	---	---	---	---	---	---	---	---	---	---	---
Bromomethane (Methyl bromide)	1.00E+01	3.20E+01	5.40E+01	3.50E-02	0.0%	n	---	---	---	---	---	---	---	---	---	---	---	---	---	---	---	---	---	---	---	---	---	---	---	---	---
2-Butanone (Methyl ethyl ketone) (MEK)	2.80E+04	2.80E+04	2.80E+04	2.10E+01	14.7%	Y	n	n	n	n	---	---	---	---	---	---	---	---	---	---	---	---	---	---	---	---	---	---	---	---	---
Carbon disulfide	7.40E+02	7.40E+02	7.40E+02	4.20E+00	9.3%	n	---	---	---	---	---	---	---	---	---	---	---	---	---	---	---	---	---	---	---	---	---	---	---	---	---
Carbon tetrachloride	8.50E+00	3.00E+01	4.60E+02	3.90E-02	1.7%	n	---	---	---	---	---	---	---	---	---	---	---	---	---	---	---	---	---	---	---	---	---	---	---	---	---
4-Chloroaniline	3.40E+01	8.60E+01	4.20E+03	2.70E-02	0.0%	n	---	---	---	---	---	---	---	---	---	---	---	---	---	---	---	---	---	---	---	---	---	---	---	---	---
Chlorobenzene	4.10E+02	7.60E+02	7.60E+02	1.40E+00	0.3%	n	---	---	---	---	---	---	---	---	---	---	---	---	---	---	---	---	---	---	---	---	---	---	---	---	---
Chloroethane	2.10E+03	2.10E+03	2.10E+03	1.20E+02	1.9%	n	---	---	---	---	---	---	---	---	---	---	---	---	---	---	---	---	---	---	---	---	---	---	---	---	---
2-Chloroethyl vinyl ether	NA	NA	NA	NA	0.0%	n	---	---	---	---	---	---	---	---	---	---	---	---	---	---	---	---	---	---	---	---	---	---	---	---	---
Chloroform (Trichloromethane)	4.10E+00	1.50E+01	1.80E+03	4.40E-01	1.0%	n	---	---	---	---	---	---	---	---	---	---	---	---	---	---	---	---	---	---	---	---	---	---	---	---	---
Chloromethane (Methyl chloride)	1.70E+02	5.00E+02	8.40E+02	9.80E-01	0.0%	n	---	---	---	---	---	---	---	---	---	---	---	---	---	---	---	---	---	---	---	---	---	---	---	---	---
Cyclohexane	1.20E+02	1.20E+02	1.20E+02	2.70E+02	3.2%	n	---	---	---	---	---	---	---	---	---	---	---	---	---	---	---	---	---	---	---	---	---	---	---	---	---
Dibenzofuran	1.10E+02	1.00E+03	1.70E+03	2.10E+00	0.0%	n	---	---	---	---	---	---	---	---	---	---	---	---	---	---	---	---	---	---	---	---	---	---	---	---	---
1,2-Dibromo-3-chloropropane (DBCP)	7.60E-02	6.90E-01	4.40E+01	1.70E-03	0.0%	n	---	---	---	---	---	---	---	---	---	---	---	---	---	---	---	---	---	---	---	---	---	---	---	---	---
Dibromochloromethane	9.50E+00	3.30E+01	8.00E+02	4.30E-01	0.0%	n	---	---	---	---	---	---	---	---	---	---	---	---	---	---	---	---	---	---	---	---	---	---	---	---	---
1,2-Dibromoethane (Ethylene dibromide)	4.80E-01	1.70E+00	1.80E+02	2.80E-04	0.0%	n	---	---	---	---	---	---	---	---	---	---	---	---	---	---	---	---	---	---	---	---	---	---	---	---	---
1,2-Dichlorobenzene	3.80E+02	3.80E+02	3.80E+02	1.20E+01	3.0%	n	---	---	---	---	---	---	---	---	---	---	---	---	---	---	---	---	---	---	---	---	---	---	---	---	---
1,3-Dichlorobenzene	NA	NA	NA	NA	0.0%	n	---	---	---	---	---	---	---	---	---	---	---	---	---	---	---	---	---	---	---	---	---	---	---	---	---
1,4-Dichlorobenzene	3.40E+01	1.20E+02	1.70E+04	1.40E+00	0.5%	n	---	---	---	---	---	---	---	---	---	---	---	---	---	---	---	---	---	---	---	---	---	---	---	---	---
Dichlorodifluoromethane (CFC-12)	1.30E+02	4.00E+02	6.70E+02	5.70E+00	0.0%	n	---	---	---	---	---	---	---	---	---	---	---	---	---	---	---	---	---	---	---	---	---	---	---	---	---
Dichloroethane[4]	6.00E+00	2.20E+01	2.50E+02	2.80E-02	11.1%	Y	---	---	---	Y	---	---	---	1.50E-01	---	---	---	n	---	---	---	---	---	---	---	---	---	---	---	---	---
1,1-Dichloroethane	4.60E+01	1.70E+02	1.70E+03	1.40E-01	11.2%	Y	n	n	n	Y	---	---	---	5.80E+01	---	---	---	n	---	---	---	---	---	---	---	---	---	---	---	---	---
1,2-Dichloroethane	6.00E+00	2.20E+01	2.50E+02	2.80E-02	31.7%	Y	n	n	n	n	---	---	---	---	---	---	---	---	---	---	---	---	---	---	---	---	---	---	---	---	---
Dichloroethene	NA	NA	NA	NA	0.0%	n	---	---	---	---	---	---	---	---	---	---	---	---	---	---	---	---	---	---	---	---	---	---	---	---	---
1,2-Dichloroethene (total)	9.80E+02	1.30E+03	1.30E+03	7.60E-01	28.6%	Y	n	n	n	n	---	---	---	---	---	---	---	---	---	---	---	---	---	---	---	---	---	---	---	---	---
1,1-Dichloroethene	3.40E+02	1.10E+03	1.20E+03	5.00E-02	5.3%	n	---	---	---	---	---	---	---	---	---	---	---	---	---	---	---	---	---	---	---	---	---	---	---	---	---
cis-1,2-Dichloroethene	2.20E+02	2.00E+03	2.40E+03	4.10E-01	6.7%	n	---	---	---	---	---	---	---	---	---	---	---	---	---	---	---	---	---	---	---	---	---	---	---	---	---
trans-1,2-Dichloroethene	2.10E+02	6.90E+02	1.20E+03	5.90E-01	3.9%	n	---	---	---	---	---	---	---	---	---	---	---	---	---	---	---	---	---	---	---	---	---	---	---	---	---
1,2-Dichloropropane	1.30E+01	4.70E+01	1.20E+02	3.30E-02	0.0%	n	---	---	---	---	---	---	---	---	---	---	---	---	---	---	---	---	---	---	---	---	---	---	---	---	---
cis-1,3-Dichloropropene	NA	NA	NA	NA	0.0%	n	---	---	---	---	---	---	---	---	---	---	---	---	---	---	---	---	---	---	---	---	---	---	---	---	---
trans-1,3-Dichloropropene	NA	NA	NA	NA	0.0%	n	---	---	---	---	---	---	---	---	---	---	---	---	---	---	---	---	---	---	---	---	---	---	---	---	---
Ethylbenzene	7.60E+01	2.70E+02	4.80E+02	1.60E+01	6.8%	n	---	---	---	---	---	---	---	---	---	---	---	---	---	---	---	---	---	---	---	---	---	---	---	---	---
2-Hexanone	2.90E+02	1.40E+03	2.30E+03	1.60E-01	0.5%	n	---	---	---	---	---	---	---	---	---	---	---	---	---	---	---	---	---	---	---	---	---	---	---	---	---
Isopropyl benzene	2.70E+02	2.70E+02	2.70E+02	1.30E+01	4.8%	n	---	---	---	---	---	---	---	---	---	---	---	---	---	---	---	---	---	---	---	---	---	---	---	---	---
Methyl acetate	2.90E+04	2.90E+04	2.90E+04	6.60E+01	9.5%	n	---	---	---	---	---	---	---	---	---	---	---	---	---	---	---	---	---	---	---	---	---	---	---	---	---
Methyl cyclohexane	NA	NA	NA	NA	7.9%	n	---	---	---	---	---	---	---	---	---	---	---	---	---	---	---	---	---	---	---	---	---	---	---	---	---
Methyl tert butyl ether (MTBE)	6.00E+02	2.20E+03	8.90E+03	5.40E-01	0.0%	n	---	---	---	---	---	---	---	---	---	---	---	---	---	---	---	---	---	---	---	---	---	---	---	---	---
4-Methyl-2-pentanone (MIBK)	3.40E+03	3.40E+03	3.40E+03	4.50E+00	1.0%	n	---	---	---	---	---	---	---	---	---	---	---	---	---	---	---	---	---	---	---	---	---	---	---	---	---
Methylene chloride	5.00E+02	3.10E+03	3.30E+03	2.50E-02	24.6%	Y	n	n	n	Y	---	---	---	1.80E+00	---	---	---	n	---	---	---	---	---	---	---	---	---	---	---	---	---
Styrene	8.70E+02	8.70E+02	8.70E+02	2.20E+00	2.9%	n	---	---	---	---	---	---	---	---	---	---	---	---	---	---	---	---	---	---	---	---	---	---	---	---	---
1,1,2,2-Tetrachloroethane	7.80E+00	2.80E+01	1.90E+03	5.20E-03	0.3%	n	---	---	---	---	---	---	---	---	---	---	---	---	---	---	---	---	---	---	---	---	---	---	---	---	---
Tetrachloroethene	1.20E+02	1.70E+02	1.70E+02	4.50E-02	12.5%	Y	n	n	n	Y	---	---	---	6.40E-01	---	---	---	Y	3.78E-01	---	---	---	n	3.47E-03	---	---	---	n	Y	n	
Toluene	8.20E+02	8.20E+02	8.20E+02	1.40E+01	34.5%	Y	n	n	n	n	---	---	---	---	---	---	---	---	---	---	---	---	---	---	---	---	---	---	---	---	---
1,2,4-Trichlorobenzene	8.70E+01	2.70E+02	4.00E+02	4.10E+00	0.0%	n	---	---	---	---	---	---	---	---	---	---	---	---	---	---	---	---	---	---	---	---	---	---	---	---	---
Trichloroethane[5]	4.60E+01	1.70E+02	1.70E+03	1.40E-01	11.1%	Y	n	n	n	Y	---	---	---	3.50E-01	---	---	---	n	---	---	---	---	---	---	---	---	---	---	---	---	---
1,1,1-Trichloroethane	6.40E+02	6.40E+02	6.40E+02	1.40E+00	6.8%	n	---	---	---	---	---	---	---	---	---	---	---	---	---	---	---	---	---	---	---	---	---	---	---	---	---
1,1,2-Trichloroethane	2.20E+00	6.80E+00	1.10E+01	3.20E-02	0.3%	n	---	---	---	---	---	---	---	---	---	---	---	---	---	---	---	---	---	---	---	---	---	---	---	---	---
Trichloroethene	6.20E+00	2.00E+01	3.40E+01	3.60E-02	15.9%	Y	Y	Y	Y	Y	5.67E+02	2.40E+01	2.50E+02	3.50E-01	n	Y	Y	Y	2.64E+00	---	n	n	Y	3.14E-03	---	n	n	n	Y	n	

TABLE 8

HUMAN HEALTH RISK DRIVERS-SOIL
RFI REPORT
FORMER MANUAL TRANSMISSIONS OF MUNCIE FACILITY
MUNCIE, INDIANA

Parameters (mg/kg)	*Screening Level (SL_{Rs}; IDEM Direct Cont. Residential)* [1]	*Screening Level (SL_{CIWs}; IDEM Direct Cont. Comm/Ind.)* [1]	*Screening Level (SL_{E}; IDEM Exc.)* [1]	*Screening Level (SL_{MTG}; GW Leaching)* [1]	*Det. Freq. (DF)*	*DF≥10%*	*Det.> SL R*	*Det.> SL CIW*	*Det.> SL E*	*Det.> SL MTG*	*Site-Specific Screening Level ($SSSL_{T}$)*	*Site-Specific Screening Level ($SSSL_{CIW}$)*	*Site-Specific Screening Level ($SSSL_{E}$)*	*Site-Specific Closure Level ($SSCL_{MTG}$)*	*Det.> SSSL T*	*Det.> SSSL CIW*	*Det.> SSSL E*	*Det.> SSSL MTG*	*RME (95% PRO UCL)*	*RME> SSSL T*	*RME> SSSL CIW*	*RME> SSSL E*	*RME> SSSL MTG*	*CTE (Geo. Mean)*	*CTE> SSSL T*	*CTE> SSSL CIW*	*CTE> SSSL E*	*CTE> SSSL MTG*	*Hot-Spot Risk Driver* [2]	*Site-Wide Risk Driver* [3]
	a	b	c	d			a	b	c	d	e	f	g	h																	
VOCs (Continued)																															
Trichlorofluoromethane (CFC-11)	1.10E+03	1.20E+03	1.20E+03	1.40E+01	3.7%	n	---	---	---	---	---	---	---	---	---	---	---	---	---	---	---	---	---	---	---	---	---	---	---	---	---
Trifluorotrichloroethane (Freon 113)	9.10E+02	9.10E+02	9.10E+02	2.60E+03	0.0%	n	---	---	---	---	---	---	---	---	---	---	---	---	---	---	---	---	---	---	---	---	---	---	---	---	---
Vinyl acetate	1.40E+03	2.80E+03	2.80E+03	1.70E+00	0.0%	n	---	---	---	---	---	---	---	---	---	---	---	---	---	---	---	---	---	---	---	---	---	---	---	---	---
Vinyl chloride	8.40E-01	1.70E+01	6.60E+02	1.40E-02	3.8%	n	---	---	---	---	---	---	---	---	---	---	---	---	---	---	---	---	---	---	---	---	---	---	---	---	---
Xylenes (total)	2.60E+02	2.60E+02	2.60E+02	2.00E+02	10.2%	Y	n	n	n	n	---	---	---	---	---	---	---	---	---	---	---	---	---	---	---	---	---	---	---	---	---
Semi-Volatile Organic Compounds (SVOCs)																															
Acenaphthene	4.80E+03	3.30E+04	5.50E+04	8.20E+01	9.5%	n	---	---	---	---	---	---	---	---	---	---	---	---	---	---	---	---	---	---	---	---	---	---	---	---	---
Acenaphthylene	NA	NA	NA	NA	5.9%	n	---	---	---	---	---	---	---	---	---	---	---	---	---	---	---	---	---	---	---	---	---	---	---	---	---
Acetophenone	2.50E+03	2.50E+03	2.50E+03	9.10E+00	1.6%	n	---	---	---	---	---	---	---	---	---	---	---	---	---	---	---	---	---	---	---	---	---	---	---	---	---
Anthracene	2.40E+04	1.00E+05	1.00E+05	8.60E+02	14.1%	Y	n	n	n	n	---	---	---	---	---	---	---	---	---	---	---	---	---	---	---	---	---	---	---	---	---
Atrazine	2.90E+01	7.50E+01	4.20E+03	3.90E-02	0.0%	n	---	---	---	---	---	---	---	---	---	---	---	---	---	---	---	---	---	---	---	---	---	---	---	---	---
Benzaldehyde	1.20E+03	1.20E+03	1.20E+03	6.70E+00	0.5%	n	---	---	---	---	---	---	---	---	---	---	---	---	---	---	---	---	---	---	---	---	---	---	---	---	---
Benzo(a)anthracene	2.10E+00	2.10E+01	1.30E+03	2.10E+00	17.5%	Y	Y	n	n	Y	2.07E+02	---	---	6.20E+01	n	---	---	---	n	---	---	---	---	---	---	---	---	---	---	---	n	n
Benzo(a)pyrene	2.10E-01	2.10E+00	1.30E+02	4.70E+00	21.0%	Y	Y	Y	n	Y	2.07E+01	1.30E+00	---	1.60E+01	Y	Y	---	Y	3.29E+00	n	Y	---	n	6.59E-02	n	n	---	n	Y	n
Benzo(b)fluoranthene	2.10E+00	2.10E+01	1.30E+03	7.00E+00	20.8%	Y	Y	n	n	Y	2.07E+02	---	---	1.90E+02	n	---	---	n	---	---	---	---	---	---	---	---	---	---	---	---	n	n
Benzo(g,h,i)perylene[6]	4.80E+03	3.30E+04	5.50E+04	8.20E+01	19.3%	Y	n	n	n	n	---	---	---	---	---	---	---	---	---	---	---	---	---	---	---	---	---	---	---	---	---
Benzo(k)fluoranthene	2.10E+01	2.10E+02	1.30E+04	6.80E+01	16.4%	Y	Y	n	n	n	2.07E+03	---	---	---	n	---	---	---	---	---	---	---	---	---	---	---	---	---	---	---	---	---
Benzoic acid	1.00E+05	1.00E+05	1.00E+05	2.70E+02	0.0%	n	---	---	---	---	---	---	---	---	---	---	---	---	---	---	---	---	---	---	---	---	---	---	---	---	---
Biphenyl (1,1-Biphenyl)	7.10E+01	2.10E+02	3.50E+02	1.70E-01	2.2%	n	---	---	---	---	---	---	---	---	---	---	---	---	---	---	---	---	---	---	---	---	---	---	---	---	---
4-Bromophenyl phenyl ether	NA	NA	NA	NA	0.0%	n	---	---	---	---	---	---	---	---	---	---	---	---	---	---	---	---	---	---	---	---	---	---	---	---	---
Butyl benzylphthalate (BBP)	3.60E+03	9.10E+03	1.00E+05	4.10E+01	3.6%	n	---	---	---	---	---	---	---	---	---	---	---	---	---	---	---	---	---	---	---	---	---	---	---	---	---
Caprolactam	4.20E+04	1.00E+05	1.00E+05	3.80E+01	0.0%	n	---	---	---	---	---	---	---	---	---	---	---	---	---	---	---	---	---	---	---	---	---	---	---	---	---
Carbazole	NA	NA	NA	NA	4.4%	n	---	---	---	---	---	---	---	---	---	---	---	---	---	---	---	---	---	---	---	---	---	---	---	---	---
4-Chloro-3-methylphenol	8.50E+03	6.20E+04	1.00E+05	2.60E+01	0.0%	n	---	---	---	---	---	---	---	---	---	---	---	---	---	---	---	---	---	---	---	---	---	---	---	---	---
4-Chloroaniline	3.40E+01	8.60E+01	4.20E+03	2.70E-02	0.0%	n	---	---	---	---	---	---	---	---	---	---	---	---	---	---	---	---	---	---	---	---	---	---	---	---	---
bis(2-Chloroethoxy)methane	2.50E+02	1.80E+03	3.10E+03	2.10E-01	0.0%	n	---	---	---	---	---	---	---	---	---	---	---	---	---	---	---	---	---	---	---	---	---	---	---	---	---
bis(2-Chloroethyl)ether	2.90E+00	1.00E+01	7.50E+02	6.30E-04	0.0%	n	---	---	---	---	---	---	---	---	---	---	---	---	---	---	---	---	---	---	---	---	---	---	---	---	---
2-Chloronaphthalene	8.80E+03	8.20E+04	1.00E+05	5.70E+01	0.0%	n	---	---	---	---	---	---	---	---	---	---	---	---	---	---	---	---	---	---	---	---	---	---	---	---	---
2-Chlorophenol	5.50E+02	5.10E+03	8.60E+03	1.20E+00	0.0%	n	---	---	---	---	---	---	---	---	---	---	---	---	---	---	---	---	---	---	---	---	---	---	---	---	---
4-Chlorophenyl phenyl ether	NA	NA	NA	NA	0.0%	n	---	---	---	---	---	---	---	---	---	---	---	---	---	---	---	---	---	---	---	---	---	---	---	---	---
Chrysene	2.10E+02	2.10E+03	1.00E+05	2.10E+02	19.0%	Y	n	n	n	n	---	---	---	---	---	---	---	---	---	---	---	---	---	---	---	---	---	---	---	---	---
Dibenz(a,h)anthracene	2.10E-01	2.10E+00	1.30E+02	2.20E+00	4.1%	n	---	---	---	---	---	---	---	---	---	---	---	---	---	---	---	---	---	---	---	---	---	---	---	---	---
Dibenzofuran	1.10E+02	1.00E+03	1.70E+03	2.10E+00	15.9%	Y	n	n	n	Y	---	---	---	6.50E+01	---	---	---	n	---	---	---	---	---	---	---	---	---	---	---	---	---
1,2-Dichlorobenzene	3.80E+02	3.80E+02	3.80E+02	1.20E+01	0.0%	n	---	---	---	---	---	---	---	---	---	---	---	---	---	---	---	---	---	---	---	---	---	---	---	---	---
1,3-Dichlorobenzene	NA	NA	NA	NA	0.0%	n	---	---	---	---	---	---	---	---	---	---	---	---	---	---	---	---	---	---	---	---	---	---	---	---	---
1,4-Dichlorobenzene	3.40E+01	1.20E+02	1.70E+04	1.40E+00	0.0%	n	---	---	---	---	---	---	---	---	---	---	---	---	---	---	---	---	---	---	---	---	---	---	---	---	---
3,3'-Dichlorobenzidine	1.50E+01	3.80E+01	2.20E+03	1.40E-01	0.0%	n	---	---	---	---	---	---	---	---	---	---	---	---	---	---	---	---	---	---	---	---	---	---	---	---	---
2,4-Dichlorophenol	2.50E+02	1.80E+03	3.10E+03	8.30E-01	0.0%	n	---	---	---	---	---	---	---	---	---	---	---	---	---	---	---	---	---	---	---	---	---	---	---	---	---
Diethyl phthalate	6.90E+04	1.00E+05	1.00E+05	9.00E+01	0.0%	n	---	---	---	---	---	---	---	---	---	---	---	---	---	---	---	---	---	---	---	---	---	---	---	---	---
Dimethyl phthalate	NA	NA	NA	NA	0.9%	n	---	---	---	---	---	---	---	---	---	---	---	---	---	---	---	---	---	---	---	---	---	---	---	---	---
2,4-Dimethylphenol	1.70E+03	1.20E+04	2.00E+04	6.40E+00	0.0%	n	---	---	---	---	---	---	---	---	---	---	---	---	---	---	---	---	---	---	---	---	---	---	---	---	---
Di-n-butylphthalate (DBP)	8.50E+03	6.20E+04	1.00E+05	3.40E+01	0.0%	n	---	---	---	---	---	---	---	---	---	---	---	---	---	---	---	---	---	---	---	---	---	---	---	---	---
4,6-Dinitro-2-methylphenol	6.90E+00	4.90E+01	8.20E+01	4.10E-02	0.0%	n	---	---	---	---	---	---	---	---	---	---	---	---	---	---	---	---	---	---	---	---	---	---	---	---	---
2,4-Dinitrophenol	1.70E+02	1.20E+03	2.00E+03	6.70E-01	0.0%	n	---	---	---	---	---	---	---	---	---	---	---	---	---	---	---	---	---	---	---	---	---	---	---	---	---
2,4-Dinitrotoluene	2.20E+01	5.50E+01	2.00E+03	5.40E-02	0.0%	n	---	---	---	---	---	---	---	---	---	---	---	---	---	---	---	---	---	---	---	---	---	---	---	---	---
2,6-Dinitrotoluene	4.60E+00	1.20E+01	3.10E+02	1.20E-02	0.0%	n	---	---	---	---	---	---	---	---	---	---	---	---	---	---	---	---	---	---	---	---	---	---	---	---	---
Di-n-octyl phthalate (DnOP)	8.50E+02	6.20E+03	1.00E+04	9.00E+02	0.0%	n	---	---	---	---	---	---	---	---	---	---	---	---	---	---	---	---	---	---	---	---	---	---	---	---	---
bis(2-Ethylhexyl)phthalate (DEHP)	4.90E+02	1.20E+03	2.00E+04	2.90E+01	21.9%	Y	n	n	n	n	---	---	---	---	---	---	---	---	---	---	---	---	---	---	---	---	---	---	---	---	---
Fluoranthene	3.20E+03	2.20E+04	3.70E+04	1.40E+03	27.5%	Y	n	n	n	n	---	---	---	---	---	---	---	---	---	---	---	---	---	---	---	---	---	---	---	---	---
Fluorene	3.20E+03	2.20E+04	3.70E+04	8.10E+01	13.4%	Y	n	n	n	n	---	---	---	---	---	---	---	---	---	---	---	---	---	---	---	---	---	---	---	---	---
Hexachlorobenzene	4.20E+00	1.10E+01	6.30E+02	2.50E-01	0.0%	n	---	---	---	---	---	---	---	---	---	---	---	---	---	---	---	---	---	---	---	---	---	---	---	---	---

TABLE 8

HUMAN HEALTH RISK DRIVERS-SOIL
RFI REPORT
FORMER MANUAL TRANSMISSIONS OF MUNCIE FACILITY
MUNCIE, INDIANA

Parameters (mg/kg)	*Screening Level (SL_{Rs}; IDEM Direct Cont. Residential)* [1]	*Screening Level (SL_{CIWs}; IDEM Direct Cont. Comm/Ind.)* [1]	*Screening Level (SL_{E}; IDEM Exc.)* [1]	*Screening Level (SL_{MTG}; GW Leaching)* [1]	*Det. Freq. (DF)*	*DF≥10%*	*Det.> SL R*	*Det.> SL CIW*	*Det.> SL E*	*Det.> SL MTG*	*Site-Specific Screening Level ($SSSL_{T}$)*	*Site-Specific Screening Level ($SSSL_{CIW}$)*	*Site-Specific Screening Level ($SSSL_{E}$)*	*Site-Specific Closure Level ($SSCL_{MTG}$)*	*Det.> SSSL T*	*Det.> SSSL CIW*	*Det.> SSSL E*	*Det.> SSSL MTG*	*RME (95% PRO UCL)*	*RME> SSSL T*	*RME> SSSL CIW*	*RME> SSSL E*	*RME> SSSL MTG*	*CTE (Geo. Mean)*	*CTE> SSSL T*	*CTE> SSSL CIW*	*CTE> SSSL E*	*CTE> SSSL MTG*	*Hot-Spot Risk Driver* [2]	*Site-Wide Risk Driver* [3]
	a	b	c	d			a	b	c	d	e	f	g	h																	
SVOCs (Continued)																															
Hexachlorobutadiene	8.50E+01	2.20E+02	1.00E+03	1.00E-01	0.0%	n	---	---	---	---	---	---	---	---	---	---	---	---	---	---	---	---	---	---	---	---	---	---	---	---	---
Hexachlorocyclopentadiene	5.20E+02	3.70E+03	6.20E+03	3.10E+00	0.0%	n	---	---	---	---	---	---	---	---	---	---	---	---	---	---	---	---	---	---	---	---	---	---	---	---	---
Hexachloroethane	6.00E+01	4.30E+02	7.30E+02	6.20E-02	0.0%	n	---	---	---	---	---	---	---	---	---	---	---	---	---	---	---	---	---	---	---	---	---	---	---	---	---
Indeno(1,2,3-cd)pyrene	2.10E+00	2.10E+01	1.30E+03	4.00E+01	15.2%	Y	Y	n	n	n	2.07E+02	---	---	---	n	---	---	---	---	---	---	---	---	---	---	---	---	---	---	---	---
Isophorone	7.10E+03	1.80E+04	1.00E+05	4.40E+00	0.0%	n	---	---	---	---	---	---	---	---	---	---	---	---	---	---	---	---	---	---	---	---	---	---	---	---	---
2-Methylnaphthalene	3.20E+02	2.20E+03	3.70E+03	2.80E+00	15.1%	Y	n	n	n	n	---	---	---	---	---	---	---	---	---	---	---	---	---	---	---	---	---	---	---	---	---
2-Methylphenol	4.30E+03	3.10E+04	5.20E+04	1.20E+01	0.0%	n	---	---	---	---	---	---	---	---	---	---	---	---	---	---	---	---	---	---	---	---	---	---	---	---	---
3&4-Methylphenol	NA	NA	NA	NA	0.0%	n	---	---	---	---	---	---	---	---	---	---	---	---	---	---	---	---	---	---	---	---	---	---	---	---	---
4-Methylphenol	8.50E+03	6.20E+04	1.00E+05	2.20E+01	0.0%	n	---	---	---	---	---	---	---	---	---	---	---	---	---	---	---	---	---	---	---	---	---	---	---	---	---
Naphthalene	5.00E+01	1.80E+02	1.00E+03	9.20E-02	10.4%	Y	n	n	n	Y	---	---	---	1.70E+02	---	---	---	n	---	---	---	---	---	---	---	---	---	---	---	---	---
2-Nitroaniline	8.50E+02	6.00E+03	9.90E+03	1.30E+00	0.0%	n	---	---	---	---	---	---	---	---	---	---	---	---	---	---	---	---	---	---	---	---	---	---	---	---	---
3-Nitroaniline	NA	NA	NA	NA	0.0%	n	---	---	---	---	---	---	---	---	---	---	---	---	---	---	---	---	---	---	---	---	---	---	---	---	---
4-Nitroaniline	3.40E+02	8.60E+02	4.20E+03	2.80E-01	0.0%	n	---	---	---	---	---	---	---	---	---	---	---	---	---	---	---	---	---	---	---	---	---	---	---	---	---
Nitrobenzene	6.70E+01	2.40E+02	2.00E+03	1.60E-02	0.0%	n	---	---	---	---	---	---	---	---	---	---	---	---	---	---	---	---	---	---	---	---	---	---	---	---	---
2-Nitrophenol	NA	NA	NA	NA	0.0%	n	---	---	---	---	---	---	---	---	---	---	---	---	---	---	---	---	---	---	---	---	---	---	---	---	---
4-Nitrophenol	NA	NA	NA	NA	0.0%	n	---	---	---	---	---	---	---	---	---	---	---	---	---	---	---	---	---	---	---	---	---	---	---	---	---
N-Nitrosodi-n-propylamine	9.70E-01	2.50E+00	1.40E+02	1.40E-03	0.0%	n	---	---	---	---	---	---	---	---	---	---	---	---	---	---	---	---	---	---	---	---	---	---	---	---	---
N-Nitrosodiphenylamine	1.40E+03	3.50E+03	1.00E+05	1.10E+01	0.0%	n	---	---	---	---	---	---	---	---	---	---	---	---	---	---	---	---	---	---	---	---	---	---	---	---	---
N-Nitrosodimethylamine	3.20E-02	3.40E-01	8.20E+00	2.10E-05	0.0%	n	---	---	---	---	---	---	---	---	---	---	---	---	---	---	---	---	---	---	---	---	---	---	---	---	---
2,2'-Oxybis(1-chloropropane)	6.40E+01	2.20E+02	1.00E+03	2.30E-02	0.0%	n	---	---	---	---	---	---	---	---	---	---	---	---	---	---	---	---	---	---	---	---	---	---	---	---	---
Pentachlorophenol	1.20E+01	2.70E+01	2.00E+03	2.00E-01	0.5%	n	---	---	---	---	---	---	---	---	---	---	---	---	---	---	---	---	---	---	---	---	---	---	---	---	---
Phenanthrene	4.80E+03	3.30E+04	5.50E+04	8.20E+01	26.0%	Y	n	n	n	n	---	---	---	---	---	---	---	---	---	---	---	---	---	---	---	---	---	---	---	---	---
Phenol	2.50E+04	1.00E+05	1.00E+05	5.20E+01	8.0%	n	---	---	---	---	---	---	---	---	---	---	---	---	---	---	---	---	---	---	---	---	---	---	---	---	---
Pyrene	2.40E+03	1.70E+04	2.80E+04	1.90E+02	29.4%	Y	n	n	n	n	---	---	---	---	---	---	---	---	---	---	---	---	---	---	---	---	---	---	---	---	---
1,2,4-Trichlorobenzene	8.70E+01	2.70E+02	4.00E+02	4.10E+00	0.0%	n	---	---	---	---	---	---	---	---	---	---	---	---	---	---	---	---	---	---	---	---	---	---	---	---	---
2,4,5-Trichlorophenol	8.50E+03	6.20E+04	1.00E+05	6.70E+01	0.4%	n	---	---	---	---	---	---	---	---	---	---	---	---	---	---	---	---	---	---	---	---	---	---	---	---	---
2,4,6-Trichlorophenol	8.50E+01	6.20E+02	1.00E+03	6.80E-01	0.0%	n	---	---	---	---	---	---	---	---	---	---	---	---	---	---	---	---	---	---	---	---	---	---	---	---	---
PCBs																															
Aroclor-1016 (PCB-1016)	5.50E+00	3.70E+01	6.30E+01	2.10E+00	0.0%	n	---	---	---	---	---	---	---	---	---	---	---	---	---	---	---	---	---	---	---	---	---	---	---	---	---
Aroclor-1221 (PCB-1221)	2.00E+00	5.40E+00	3.90E+02	1.40E-02	0.0%	n	---	---	---	---	---	---	---	---	---	---	---	---	---	---	---	---	---	---	---	---	---	---	---	---	---
Aroclor-1232 (PCB-1232)	2.00E+00	5.40E+00	7.30E+01	1.40E-02	0.0%	n	---	---	---	---	---	---	---	---	---	---	---	---	---	---	---	---	---	---	---	---	---	---	---	---	---
Aroclor-1242 (PCB-1242)	3.10E+00	7.40E+00	4.60E+02	1.10E+00	1.2%	n	---	---	---	---	---	---	---	---	---	---	---	---	---	---	---	---	---	---	---	---	---	---	---	---	---
Aroclor-1248 (PCB-1248)	3.10E+00	7.40E+00	4.60E+02	1.00E+00	9.2%	n	---	---	---	---	---	---	---	---	---	---	---	---	---	---	---	---	---	---	---	---	---	---	---	---	---
Aroclor-1254 (PCB-1254)	1.50E+00	7.40E+00	1.80E+01	1.60E+00	1.8%	n	---	---	---	---	---	---	---	---	---	---	---	---	---	---	---	---	---	---	---	---	---	---	---	---	---
Aroclor-1260 (PCB-1260)	3.10E+00	7.40E+00	4.60E+02	4.80E+00	2.4%	n	---	---	---	---	---	---	---	---	---	---	---	---	---	---	---	---	---	---	---	---	---	---	---	---	---
Total PCBs	3.10E+00	7.40E+00	4.60E+02	1.60E+00	79.3%	Y	Y	n	n	Y	2.21E+02	---	---	1.80E+01	n	---	---	n	---	---	---	---	---	---	---	---	---	---	---	---	---
Total Petroleum Hydrocarbons (TPH) [7]																															
Total Petroleum Hydrocarbons - Diesel	5.80E+03	2.30E+02	NA	3.10E+03	0.0%	n	---	---	---	---	---	---	---	---	---	---	---	---	---	---	---	---	---	---	---	---	---	---	---	---	---
Total Petroleum Hydrocarbons - Gas	4.30E+03	1.20E+02	NA	3.10E+03	0.0%	n	---	---	---	---	---	---	---	---	---	---	---	---	---	---	---	---	---	---	---	---	---	---	---	---	---
Total Petroleum Hydrocarbons - Oil	5.80E+03	2.30E+02	NA	3.10E+03	96.4%	Y	Y	Y	Y	Y	---	---	---	---	---	---	---	---	---	---	---	---	---	---	---	---	---	---	---	---	---
Total Petroleum Hydrocarbons	NA	NA	NA	NA	44.7%	Y	---	---	---	Y	---	---	---	---	---	---	---	---	---	---	---	---	---	---	---	---	---	---	---	---	---
Total Petroleum Hydrocarbons - Purgeable (GRO)	4.30E+03	1.20E+02	NA	3.10E+03	60.9%	Y	---	Y	Y	---	---	---	---	---	---	---	---	---	---	---	---	---	---	---	---	---	---	---	---	---	---
Total Petroleum Hydrocarbons (C10-C20)	5.80E+03	2.30E+02	NA	3.10E+03	48.0%	Y	---	Y	Y	---	---	---	---	---	---	---	---	---	---	---	---	---	---	---	---	---	---	---	---	---	---
Total Petroleum Hydrocarbons (C20-C34)	5.80E+03	2.30E+02	NA	3.10E+03	44.0%	Y	---	Y	Y	---	---	---	---	---	---	---	---	---	---	---	---	---	---	---	---	---	---	---	---	---	---
Total Petroleum Hydrocarbons (C6-C10) GRO	4.30E+03	1.20E+02	NA	3.10E+03	61.5%	Y	---	---	---	---	---	---	---	---	---	---	---	---	---	---	---	---	---	---	---	---	---	---	---	---	---

TABLE 8

HUMAN HEALTH RISK DRIVERS-SOIL
RFI REPORT
FORMER MANUAL TRANSMISSIONS OF MUNCIE FACILITY
MUNCIE, INDIANA

Parameters (mg/kg)	*Screening Level (SL_{Rs}; IDEM Direct Cont. Residential)* [1]	*Screening Level (SL_{CIWs}; IDEM Direct Cont. Comm/Ind.)* [1]	*Screening Level (SL_{E}; IDEM Exc.)* [1]	*Screening Level (SL_{MTG}; GW Leaching)* [1]	*Det. Freq. (DF)*	*DF≥10%*	*Det.> SL R*	*Det.> SL CIW*	*Det.> SL E*	*Det.> SL MTG*	*Site-Specific Screening Level ($SSSL_{T}$)*	*Site-Specific Screening Level ($SSSL_{CIW}$)*	*Site-Specific Screening Level ($SSSL_{E}$)*	*Site-Specific Closure Level ($SSCL_{MTG}$)*	*Det.> SSSL T*	*Det.> SSSL CIW*	*Det.> SSSL E*	*Det.> SSSL MTG*	*RME (95% PRO UCL)*	*RME> SSSL T*	*RME> SSSL CIW*	*RME> SSSL E*	*RME> SSSL MTG*	*CTE (Geo. Mean)*	*CTE> SSSL T*	*CTE> SSSL CIW*	*CTE> SSSL E*	*CTE> SSSL MTG*	*Hot-Spot Risk Driver* [2]	*Site-Wide Risk Driver* [3]
	a	b	c	d			a	b	c	d	e	f	g	h																
Metals																													
Aluminum	1.00E+05	1.00E+05	1.00E+05	4.80E+05	100.0%	Y	n	n	n	n	---	---	---	---	---	---	---	---	---	---	---	---	---	---	---	---	---	---	---
Antimony	4.30E+01	4.10E+02	6.90E+02	5.40E+00	24.7%	Y	n	n	n	n	---	---	---	---	---	---	---	---	---	---	---	---	---	---	---	---	---	---	---
Arsenic	8.50E+00	2.40E+01	6.40E+02	5.90E+00	96.9%	Y	Y	Y	n	Y	6.37E+02	2.40E+01	---	5.80E+00	n	Y	---	Y	6.95E+00	---	n	---	Y	3.77E+00	---	n	---	n	Y	n
Barium	2.10E+04	1.00E+05	1.00E+05	1.70E+03	100.0%	Y	n	n	n	n	---	---	---	---	---	---	---	---	---	---	---	---	---	---	---	---	---	---	---
Beryllium	2.20E+02	2.00E+03	3.30E+03	6.30E+01	99.1%	Y	n	n	n	n	---	---	---	---	---	---	---	---	---	---	---	---	---	---	---	---	---	---	---
Cadmium	9.80E+01	8.00E+02	1.30E+03	7.50E+00	62.2%	Y	n	n	n	Y	---	---	---	7.70E+01	---	---	---	n	---	---	---	---	---	---	---	---	---	---	---	---
Chromium	NA	NA	NA	1.00E+06	95.7%	Y	---	---	---	n	---	---	---	---	---	---	---	---	---	---	---	---	---	---	---	---	---	---	---
Chromium VI (hexavalent)	4.10E+00	5.60E+01	2.40E+03	1.20E-01	100.0%	Y	n	n	n	Y	---	---	---	1.20E+02	---	---	---	n	---	---	---	---	---	---	---	---	---	---	---	---
Cobalt	3.20E+01	3.00E+02	5.20E+02	4.30E+00	85.7%	Y	n	n	n	Y	---	---	---	NA	---	---	---	---		---	---	---	---	---	---	---	---	---	---	---
Copper	4.30E+03	4.10E+04	6.90E+04	9.20E+02	100.0%	Y	n	n	n	n	---	---	---	---	---	---	---	---	---	---	---	---	---	---	---	---	---	---	---	---
Iron	7.70E+04	1.00E+05	1.00E+05	5.60E+03	100.0%	Y	n	n	n	Y	---	---	---	NA	---	---	---	---	---	---	---	---	---	---	---	---	---	---	---	---
Lead	4.00E+02	8.00E+02	1.00E+03	2.70E+02	95.5%	Y	Y	Y	Y	Y	4.00E+02	1.66E+03	9.22E+03	NA	Y	Y	Y	---	9.91E+02	Y	n	n	---	2.12E+01	n	n	n	---	Y	n
Manganese	2.50E+03	2.30E+04	3.90E+04	4.20E+02	100.0%	Y	Y	n	n	Y	2.30E+05	---	---	NA	n	---	---	---	---	---	---	---	---	---	---	---	---	---	---	---
Mercury	3.10E+00	3.10E+00	3.10E+00	2.10E+00	41.0%	Y	n	n	n	n	---	---	---	---	---	---	---	---	---	---	---	---	---	---	---	---	---	---	---	---
Nickel	2.10E+03	2.00E+04	3.20E+04	3.90E+02	84.4%	Y	n	n	n	n	---	---	---	---	---	---	---	---	---	---	---	---	---	---	---	---	---	---	---	---
Selenium	5.50E+02	5.10E+03	8.60E+03	5.30E+00	7.3%	n	---	---	---	---	---	---	---	---	---	---	---	---	---	---	---	---	---	---	---	---	---	---	---	---
Silver	5.50E+02	5.10E+03	8.60E+03	1.20E+01	3.4%	n	---	---	---	---	---	---	---	---	---	---	---	---	---	---	---	---	---	---	---	---	---	---	---	---
Thallium	1.10E+00	1.00E+01	1.70E+01	2.90E+00	36.0%	Y	Y	n	n	n	9.83E+01	---	---	---	n	---	---	---	---	---	---	---	---	---	---	---	---	---	---	---	---
Vanadium	5.50E+02	5.10E+03	8.70E+03	1.30E+03	98.9%	Y	n	n	n	n	---	---	---	---	---	---	---	---	---	---	---	---	---	---	---	---	---	---	---	---
Zinc	3.20E+04	1.00E+05	1.00E+05	5.90E+03	100.0%	Y	n	n	n	n	---	---	---	---	---	---	---	---	---	---	---	---	---	---	---	---	---	---	---	---

Notes:

CIW - Commercial/Industrial Worker
CTE - Central Tendency Exposure
DF-Detection Frequency
E - Construction (Excavation) Worker
IDEM - Indiana Department of Environmental Management
MTG - Migration to Groundwater
NA - Not Available or Applicable
PCB- Polychlorinated Biphenyl
R - Resident
RME - Reasonable Maximum Exposure
SL - Screening Level
SSSL - Site Specific Screening Level
SVOCs- Semi-Volatile Organic Compounds
T - Trespasser
TPH-Total Petroleum Hydrocarbon
VOCs- Volatile Organic Compounds
UCL - Upper Confidence Limit
(1) Table A-6: Screening Levels Summary Table - March 2014 Screening Levels - Final - IDEM RCG, unless otherwise specified.
(2) Constituent exceeding accable risk/hazard threshold at individual sample locations.
(3) Constituent exceeding accable risk/hazard threshold Site-wide.
(4) Screening level (SL) value not available from IDEM, SL for 1,1-dichloroethane used as a surrogate.
(5) Screening level (SL) value not available from IDEM. SL for 1,2-dichloroethane used as a surrogate.
(6) Screening level (SL) value not available from IDEM. SL for acenaphthene used as a surrogate.
(7) TPH Screening Values from IDEM TPH Fracnation Tool. IDEM June 2010

TABLE 9

HUMAN HEALTH RISK DRIVERS-GROUNDWATER (ON-SITE)
RFI REPORT
FORMER MANUAL TRANSMISSIONS OF MUNCIE FACILITY
MUNCIE, INDIANA

Parameters (µg/L)	*Default Closure Level (DCL_{RTW}; IDEM Residential Tap Water)* [1]	*Default Closure Level (DCL_{CIVs}; IDEM Vapor Exp. Comm/Ind)* [1]	*Det. Freq. (DF)*	*DF≥10%*	*Det.> SL $_{RTW}$*	*Det.> SL $_{CIWs}$*	*Site-Specific Screening Level ($SSSL_T$)*	*Site-Specific Screening Level ($SSSL_{CIV}$)*	*Site-Specific Screening Level ($SSSL_{CITW}$)*	*Det.> SSSL $_{T}$*	*Det.> SSSL $_{CIV}$*	*Det.> SSSL $_{CITW}$*	*RME (95% PRO UCL)*	*RME> SSSL $_{T}$*	*RME> SSSL $_{CIV}$*	*RME> SSSL $_{CITW}$*	*CTE (Geo. Mean)*	*CTE> SSSL $_{T}$*	*CTE> SSSL $_{CIV}$*	*CTE> SSSL $_{CITW}$*	*Hot-Spot Risk Driver* [2]	*Site-Wide Risk Driver* [3]
Volatile Organic Compounds (VOCs)																						
Acetone	1.20E+04	NA	8.1%	n	--	--	---	---	---	---	---	---	---	---	---	---	---	---	---	---	---	---
Benzene	5.00E+00	1.20E+02	6.6%	n	--	--	---	---	---	---	---	---	---	---	---	---	---	---	---	---	---	---
Bromodichloromethane	8.00E+01	NA	1.4%	n	--	--	---	---	---	---	---	---	---	---	---	---	---	---	---	---	---	---
Bromoform	8.00E+01	NA	0.0%	n	--	--	---	---	---	---	---	---	---	---	---	---	---	---	---	---	---	---
Bromomethane (Methyl bromide)	7.00E+00	NA	0.4%	n	--	--	---	---	---	---	---	---	---	---	---	---	---	---	---	---	---	---
2-Butanone (Methyl ethyl ketone) (MEK)	4.90E+03	NA	0.7%	n	--	--	---	---	---	---	---	---	---	---	---	---	---	---	---	---	---	---
Carbon disulfide	7.20E+02	NA	1.3%	n	--	--	---	---	---	---	---	---	---	---	---	---	---	---	---	---	---	---
Carbon tetrachloride	5.00E+00	2.80E+01	0.4%	n	--	--	---	---	---	---	---	---	---	---	---	---	---	---	---	---	---	---
Chlorobenzene	1.00E+02	NA	0.2%	n	--	--	---	---	---	---	---	---	---	---	---	---	---	---	---	---	---	---
Chloroethane	2.10E+04	NA	3.3%	n	--	--	---	---	---	---	---	---	---	---	---	---	---	---	---	---	---	---
2-Chloroethyl vinyl ether	NA	NA	0.5%	n	--	--	---	---	---	---	---	---	---	---	---	---	---	---	---	---	---	---
Chloroform (Trichloromethane)	8.00E+01	NA	3.7%	n	--	--	---	---	---	---	---	---	---	---	---	---	---	---	---	---	---	---
Chloromethane (Methyl chloride)	1.90E+02	NA	1.8%	n	--	--	---	---	---	---	---	---	---	---	---	---	---	---	---	---	---	---
Cyclohexane	1.30E+04	NA	5.1%	n	--	--	---	---	---	---	---	---	---	---	---	---	---	---	---	---	---	---
1,2-Dibromo-3-chloropropane (DBCP)	2.00E-01	NA	0.0%	n	--	--	---	---	---	---	---	---	---	---	---	---	---	---	---	---	---	---
Dibromochloromethane	8.00E+01	NA	0.0%	n	--	--	---	---	---	---	---	---	---	---	---	---	---	---	---	---	---	---
1,2-Dibromoethane (Ethylene dibromide)	5.00E-02	NA	0.0%	n	--	--	---	---	---	---	---	---	---	---	---	---	---	---	---	---	---	---
1,2-Dichlorobenzene	6.00E+02	NA	0.0%	n	--	--	---	---	---	---	---	---	---	---	---	---	---	---	---	---	---	---
1,3-Dichlorobenzene	NA	NA	0.0%	n	--	--	---	---	---	---	---	---	---	---	---	---	---	---	---	---	---	---
1,4-Dichlorobenzene	7.50E+01	NA	0.0%	n	--	--	---	---	---	---	---	---	---	---	---	---	---	---	---	---	---	---
Dichlorodifluoromethane (CFC-12)	1.90E+02	NA	3.9%	n	--	--	---	---	---	---	---	---	---	---	---	---	---	---	---	---	---	---
1,1-Dichloroethane	2.40E+01	5.50E+02	26.9%	Y	Y	Y	1.20E+05	1.16E+02	1.00E+04	n	Y	n	5.29E+01	---	n	---	2.56E+00	---	n	---	Y	n
1,2-Dichloroethane	5.00E+00	2.10E+02	4.8%	n	--	--	---	---	---	---	---	---	---	---	---	---	---	---	---	---	---	---
1,2-Dichloroethene (total)	1.30E+02	NA	5.8%	n	--	--	---	---	---	---	---	---	---	---	---	---	---	---	---	---	---	---
1,1-Dichloroethene	7.00E+00	1.30E+03	6.0%	n	--	--	---	---	---	---	---	---	---	---	---	---	---	---	---	---	---	---
cis-1,2-Dichloroethene[4]	7.00E+01	1.30E+03	48.3%	Y	Y	Y	2.82E+04	5.10E+02	1.00E+03	n	Y	Y	1.89E+02	---	n	n	1.02E+01	---	n	n	Y	n
trans-1,2-Dichloroethene[4]	1.00E+02	1.30E+03	36.3%	Y	Y	n	2.82E+05	2.46E+02	2.00E+03	n	Y	n	4.92E+01	---	n	---	4.36E+00	---	n	---	Y	n
1,2-Dichloropropane	5.00E+00	NA	0.0%	n	--	--	---	---	---	---	---	---	---	---	---	---	---	---	---	---	---	---
cis-1,3-Dichloropropene	NA	NA	0.0%	n	--	--	---	---	---	---	---	---	---	---	---	---	---	---	---	---	---	---
trans-1,3-Dichloropropene	NA	NA	0.0%	n	--	--	---	---	---	---	---	---	---	---	---	---	---	---	---	---	---	---
Ethylbenzene	7.00E+02	NA	2.6%	n	--	--	---	---	---	---	---	---	---	---	---	---	---	---	---	---	---	---
2-Hexanone	3.40E+01	NA	0.0%	n	--	--	---	---	---	---	---	---	---	---	---	---	---	---	---	---	---	---
Isopropyl benzene	3.90E+02	NA	3.4%	n	--	--	---	---	---	---	---	---	---	---	---	---	---	---	---	---	---	---
Methyl acetate	1.60E+04	NA	0.0%	n	--	--	---	---	---	---	---	---	---	---	---	---	---	---	---	---	---	---
Methyl cyclohexane	NA	NA	2.8%	n	--	--	---	---	---	---	---	---	---	---	---	---	---	---	---	---	---	---
Methyl tert butyl ether (MTBE)	1.20E+02	NA	0.0%	n	--	--	---	---	---	---	---	---	---	---	---	---	---	---	---	---	---	---
4-Methyl-2-pentanone (MIBK)	1.00E+03	NA	0.0%	n	--	--	---	---	---	---	---	---	---	---	---	---	---	---	---	---	---	---
Methylene chloride[5]	5.00E+00	2.10E+02	14.4%	Y	Y	Y	5.26E+04	1.07E+04	3.80E+02	n	n	Y	3.02E+01	---	---	n	1.66E+00	---	---	n	Y	n
Styrene	1.00E+02	NA	1.7%	n	--	--	---	---	---	---	---	---	---	---	---	---	---	---	---	---	---	---
1,1,2,2-Tetrachloroethane	6.60E-01	3.10E+02	0.0%	n	--	--	---	---	---	---	---	---	---	---	---	---	---	---	---	---	---	---
Tetrachloroethene	5.00E+00	4.70E+02	13.8%	Y	Y	Y	2.05E+04	5.72E+01	5.50E+01	Y	Y	Y	3.26E+03	n	Y	Y	3.32E+00	n	n	n	Y	n
Toluene	1.00E+03	NA	7.0%	n	--	--	---	---	---	---	---	---	---	---	---	---	---	---	---	---	---	---
1,2,4-Trichlorobenzene	7.00E+01	NA	0.5%	n	--	--	---	---	---	---	---	---	---	---	---	---	---	---	---	---	---	---
1,1,1-Trichloroethane	2.00E+02	5.40E+04	2.0%	n	--	--	---	---	---	---	---	---	---	---	---	---	---	---	---	---	---	---
1,1,2-Trichloroethane	5.00E+00	4.60E+01	0.0%	n	--	--	---	---	---	---	---	---	---	---	---	---	---	---	---	---	---	---
Trichloroethene	5.00E+00	3.80E+01	47.3%	Y	Y	Y	9.52E+02	6.04E-01	3.10E+01	Y	Y	Y	2.22E+02	n	Y	Y	1.02E+01	n	Y	n	Y	Y
Trichlorofluoromethane (CFC-11)	1.10E+03	NA	1.5%	n	--	--	---	---	---	---	---	---	---	---	---	---	---	---	---	---	---	---
Trifluorotrichloroethane (Freon 113)	5.30E+04	NA	0.0%	n	--	--	---	---	---	---	---	---	---	---	---	---	---	---	---	---	---	---
Vinyl acetate	4.10E+02	NA	0.0%	n	--	--	---	---	---	---	---	---	---	---	---	---	---	---	---	---	---	---
Vinyl chloride	2.00E+00	3.50E+01	26.4%	Y	Y	Y	9.25E+02	1.33E+01	3.80E+00	n	Y	Y	2.10E+01	---	Y	Y	2.95E+00	---	n	n	Y	n
Xylenes (total)	1.00E+04	NA	3.7%	n	--	--	---	---	---	---	---	---	---	---	---	---	---	---	---	---	---	---

TABLE 9

HUMAN HEALTH RISK DRIVERS-GROUNDWATER (ON-SITE)
RFI REPORT
FORMER MANUAL TRANSMISSIONS OF MUNCIE FACILITY
MUNCIE, INDIANA

Parameters (µg/L)	*Default Closure Level (DCL_{RTW}; IDEM Residential Tap Water)* [1]	*Default Closure Level (DCL_{CIVs}; IDEM Vapor Exp. Comm/Ind)* [1]	*Det. Freq. (DF)*	*DF≥10%*	*Det.> SL $_{RTW}$*	*Det.> SL $_{CIWs}$*	*Site-Specific Screening Level ($SSSL_T$)*	*Site-Specific Screening Level ($SSSL_{CIV}$)*	*Site-Specific Screening Level ($SSSL_{CITW}$)*	*Det.> SSSL $_{T}$*	*Det.> SSSL $_{CIV}$*	*Det.> SSSL $_{CITW}$*	*RME (95% PRO UCL)*	*RME> SSSL $_{T}$*	*RME> SSSL $_{CIV}$*	*RME> SSSL $_{CITW}$*	*CTE (Geo. Mean)*	*CTE> SSSL $_{T}$*	*CTE> SSSL $_{CIV}$*	*CTE> SSSL $_{CITW}$*	*Hot-Spot Risk Driver* [2]	*Site-Wide Risk Driver* [3]
Semi-Volatile Organic Compounds (SVOCs)																						
Acenaphthene	4.00E+02	NA	0.0%	n	--	--	---	---	---	---	---	---	---	---	---	---	---	---	---	---	---	---
Acenaphthylene	NA	NA	0.0%	n	--	--	---	---	---	---	---	---	---	---	---	---	---	---	---	---	---	---
Acetonitrile	1.30E+02	NA	0.0%	n	--	--	---	---	---	---	---	---	---	---	---	---	---	---	---	---	---	---
Acetophenone	1.50E+03	NA	0.0%	n	--	--	---	---	---	---	---	---	---	---	---	---	---	---	---	---	---	---
2-Acetylaminofluorene	1.30E-01	NA	0.0%	n	--	--	---	---	---	---	---	---	---	---	---	---	---	---	---	---	---	---
Acrolein	4.10E-02	NA	0.0%	n	--	--	---	---	---	---	---	---	---	---	---	---	---	---	---	---	---	---
Acrylonitrile	4.50E-01	NA	0.0%	n	--	--	---	---	---	---	---	---	---	---	---	---	---	---	---	---	---	---
Allyl chloride	2.10E+00	NA	0.0%	n	--	--	---	---	---	---	---	---	---	---	---	---	---	---	---	---	---	---
4-Aminobiphenyl	2.60E-02	NA	0.0%	n	--	--	---	---	---	---	---	---	---	---	---	---	---	---	---	---	---	---
Aniline	1.10E+02	NA	0.0%	n	--	--	---	---	---	---	---	---	---	---	---	---	---	---	---	---	---	---
Anthracene	1.30E+03	NA	1.0%	n	--	--	---	---	---	---	---	---	---	---	---	---	---	---	---	---	---	---
Aramite	1.10E+01	NA	0.0%	n	--	--	---	---	---	---	---	---	---	---	---	---	---	---	---	---	---	---
Atrazine	3.00E+00	NA	0.0%	n	--	--	---	---	---	---	---	---	---	---	---	---	---	---	---	---	---	---
Benzaldehyde	1.50E+03	NA	0.0%	n	--	--	---	---	---	---	---	---	---	---	---	---	---	---	---	---	---	---
Benzidine	9.20E-04	NA	0.0%	n	--	--	---	---	---	---	---	---	---	---	---	---	---	---	---	---	---	---
Benzo(a)anthracene	2.90E-01	NA	3.0%	n	--	--	---	---	---	---	---	---	---	---	---	---	---	---	---	---	---	---
Benzo(a)pyrene	2.00E-01	NA	4.0%	n	--	--	---	---	---	---	---	---	---	---	---	---	---	---	---	---	---	---
Benzo(b)fluoranthene[6]	2.90E-01	4.60E+02	11.9%	Y	Y	n	2.51E+02	3.96E+02	3.90E+00	n	n	n	---	---	---	---	---	---	---	---	---	---
Benzo(g,h,i)perylene	NA	NA	3.0%	n	--	--	---	---	---	---	---	---	---	---	---	---	---	---	---	---	---	---
Benzo(k)fluoranthene	2.90E+00	NA	3.0%	n	--	--	---	---	---	---	---	---	---	---	---	---	---	---	---	---	---	---
Benzoic acid	5.80E+04	NA	0.0%	n	--	--	---	---	---	---	---	---	---	---	---	---	---	---	---	---	---	---
Benzyl alcohol	1.50E+03	NA	0.0%	n	--	--	---	---	---	---	---	---	---	---	---	---	---	---	---	---	---	---
Biphenyl (1,1-Biphenyl)	8.30E-01	NA	0.0%	n	--	--	---	---	---	---	---	---	---	---	---	---	---	---	---	---	---	---
4-Bromophenyl phenyl ether	NA	NA	0.0%	n	--	--	---	---	---	---	---	---	---	---	---	---	---	---	---	---	---	---
Butyl benzylphthalate (BBP)	1.40E+02	NA	0.0%	n	--	--	---	---	---	---	---	---	---	---	---	---	---	---	---	---	---	---
Caprolactam	7.70E+03	NA	0.0%	n	--	--	---	---	---	---	---	---	---	---	---	---	---	---	---	---	---	---
Carbazole	NA	NA	1.7%	n	--	--	---	---	---	---	---	---	---	---	---	---	---	---	---	---	---	---
4-Chloro-3-methylphenol	1.10E+03	NA	0.0%	n	--	--	---	---	---	---	---	---	---	---	---	---	---	---	---	---	---	---
4-Chloroaniline	3.20E+00	NA	0.0%	n	--	--	---	---	---	---	---	---	---	---	---	---	---	---	---	---	---	---
Chlorobenzilate	2.70E+00	NA	0.0%	n	--	--	---	---	---	---	---	---	---	---	---	---	---	---	---	---	---	---
bis(2-Chloroethoxy)methane	4.60E+01	NA	0.0%	n	--	--	---	---	---	---	---	---	---	---	---	---	---	---	---	---	---	---
bis(2-Chloroethyl)ether	1.20E-01	NA	0.0%	n	--	--	---	---	---	---	---	---	---	---	---	---	---	---	---	---	---	---
2-Chloronaphthalene	5.50E+02	NA	0.0%	n	--	--	---	---	---	---	---	---	---	---	---	---	---	---	---	---	---	---
2-Chlorophenol	7.10E+01	NA	0.0%	n	--	--	---	---	---	---	---	---	---	---	---	---	---	---	---	---	---	---
4-Chlorophenyl phenyl ether	NA	NA	0.0%	n	--	--	---	---	---	---	---	---	---	---	---	---	---	---	---	---	---	---
Chloroprene	1.60E-01	NA	0.0%	n	--	--	---	---	---	---	---	---	---	---	---	---	---	---	---	---	---	---
Chrysene	2.90E+01	NA	8.9%	n	--	--	---	---	---	---	---	---	---	---	---	---	---	---	---	---	---	---
Cresol isomers	NA	NA	0.0%	n	--	--	---	---	---	---	---	---	---	---	---	---	---	---	---	---	---	---
Diallate	4.60E+00	NA	0.0%	n	--	--	---	---	---	---	---	---	---	---	---	---	---	---	---	---	---	---
Dibenz(a,h)anthracene	2.90E-02	NA	2.0%	n	--	--	---	---	---	---	---	---	---	---	---	---	---	---	---	---	---	---
Dibenzofuran	5.80E+00	NA	0.0%	n	--	--	---	---	---	---	---	---	---	---	---	---	---	---	---	---	---	---
Dibromochloromethane	8.00E+01	NA	0.5%	n	--	--	---	---	---	---	---	---	---	---	---	---	---	---	---	---	---	---
Dibromomethane	7.90E+00	NA	0.0%	n	--	--	---	---	---	---	---	---	---	---	---	---	---	---	---	---	---	---
trans-1,4-Dichloro-2-butene	1.20E-02	NA	0.0%	n	--	--	---	---	---	---	---	---	---	---	---	---	---	---	---	---	---	---
3,3'-Dichlorobenzidine	1.10E+00	NA	0.0%	n	--	--	---	---	---	---	---	---	---	---	---	---	---	---	---	---	---	---
2,4-Dichlorophenol	3.50E+01	NA	0.0%	n	--	--	---	---	---	---	---	---	---	---	---	---	---	---	---	---	---	---
2,6-Dichlorophenol	NA	NA	0.0%	n	--	--	---	---	---	---	---	---	---	---	---	---	---	---	---	---	---	---
Diethyl phthalate	1.10E+04	NA	0.0%	n	--	--	---	---	---	---	---	---	---	---	---	---	---	---	---	---	---	---
Dimethoate	3.10E+00	NA	0.0%	n	--	--	---	---	---	---	---	---	---	---	---	---	---	---	---	---	---	---
Dimethyl phthalate	NA	NA	0.0%	n	--	--	---	---	---	---	---	---	---	---	---	---	---	---	---	---	---	---
p-Dimethylaminoazobenzene A	NA	NA	0.0%	n	--	--	---	---	---	---	---	---	---	---	---	---	---	---	---	---	---	---
7,12-Dimethylbenz(a)anthracene	8.60E-04	NA	0.0%	n	--	--	---	---	---	---	---	---	---	---	---	---	---	---	---	---	---	---
3,3-Dimethylbenzidine	5.60E-02	NA	0.0%	n	--	--	---	---	---	---	---	---	---	---	---	---	---	---	---	---	---	---
a,a-Dimethylphenethylamine	NA	NA	0.0%	n	--	--	---	---	---	---	---	---	---	---	---	---	---	---	---	---	---	---
2,4-Dimethylphenol	2.70E+02	NA	0.0%	n	--	--	---	---	---	---	---	---	---	---	---	---	---	---	---	---	---	---
Di-n-butylphthalate (DBP)	6.70E+02	NA	0.0%	n	--	--	---	---	---	---	---	---	---	---	---	---	---	---	---	---	---	---
4,6-Dinitro-2-methylphenol	1.20E+00	NA	0.0%	n	--	--	---	---	---	---	---	---	---	---	---	---	---	---	---	---	---	---

TABLE 9

HUMAN HEALTH RISK DRIVERS-GROUNDWATER (ON-SITE)
RFI REPORT
FORMER MANUAL TRANSMISSIONS OF MUNCIE FACILITY
MUNCIE, INDIANA

Parameters (µg/L)	*Default Closure Level (DCL_{RTW}; IDEM Residential Tap Water)* [1]	*Default Closure Level (DCL_{CIVs}; IDEM Vapor Exp. Comm/Ind)* [1]	*Det. Freq. (DF)*	*DF≥10%*	*Det.> SL $_{RTW}$*	*Det.> SL $_{CIWs}$*	*Site-Specific Screening Level ($SSSL_T$)*	*Site-Specific Screening Level ($SSSL_{CIV}$)*	*Site-Specific Screening Level ($SSSL_{CITW}$)*	*Det.> SSSL $_{T}$*	*Det.> SSSL $_{CIV}$*	*Det.> SSSL $_{CITW}$*	*RME (95% PRO UCL)*	*RME> SSSL $_{T}$*	*RME> SSSL $_{CIV}$*	*RME> SSSL $_{CITW}$*	*CTE (Geo. Mean)*	*CTE> SSSL $_{T}$*	*CTE> SSSL $_{CIV}$*	*CTE> SSSL $_{CITW}$*	*Hot-Spot Risk Driver* [2]	*Site-Wide Risk Driver* [3]
SVOCs (Continued)																						
Dinitrobenzene, NOS	NA	NA	0.0%	n	--	--	---	---	---	---	---	---	---	---	---	---	---	---	---	---	---	---
2,4-Dinitrophenol	3.00E+01	NA	0.0%	n	--	--	---	---	---	---	---	---	---	---	---	---	---	---	---	---	---	---
2,4-Dinitrotoluene	2.00E+00	NA	0.0%	n	--	--	---	---	---	---	---	---	---	---	---	---	---	---	---	---	---	---
2,6-Dinitrotoluene	4.20E-01	NA	0.0%	n	--	--	---	---	---	---	---	---	---	---	---	---	---	---	---	---	---	---
Di-n-octyl phthalate (DnOP)	1.60E+02	NA	1.4%	n	--	--	---	---	---	---	---	---	---	---	---	---	---	---	---	---	---	---
1,4-Dioxane	6.70E+00	NA	0.0%	n	--	--	---	---	---	---	---	---	---	---	---	---	---	---	---	---	---	---
Diphenylamine	2.40E+02	NA	0.0%	n	--	--	---	---	---	---	---	---	---	---	---	---	---	---	---	---	---	---
1,2-Diphenylhydrazine	6.70E-01	NA	0.0%	n	--	--	---	---	---	---	---	---	---	---	---	---	---	---	---	---	---	---
Disulfoton	3.80E-01	NA	0.0%	n	--	--	---	---	---	---	---	---	---	---	---	---	---	---	---	---	---	---
Ethyl methacrylate	4.20E+02	NA	0.0%	n	--	--	---	---	---	---	---	---	---	---	---	---	---	---	---	---	---	---
Ethyl methanesulfonate	NA	NA	0.0%	n	--	--	---	---	---	---	---	---	---	---	---	---	---	---	---	---	---	---
bis(2-Ethylhexyl)phthalate (DEHP)	6.00E+00	NA	1.4%	n	--	--	---	---	---	---	---	---	---	---	---	---	---	---	---	---	---	---
Famphur	NA	NA	0.0%	n	--	--	---	---	---	---	---	---	---	---	---	---	---	---	---	---	---	---
Fluoranthene	6.30E+02	NA	8.9%	n	--	--	---	---	---	---	---	---	---	---	---	---	---	---	---	---	---	---
Fluorene	2.20E+02	NA	1.0%	n	--	--	---	---	---	---	---	---	---	---	---	---	---	---	---	---	---	---
Hexachlorobenzene	1.00E+00	NA	0.0%	n	--	--	---	---	---	---	---	---	---	---	---	---	---	---	---	---	---	---
Hexachlorobutadiene	2.60E+00	NA	0.0%	n	--	--	---	---	---	---	---	---	---	---	---	---	---	---	---	---	---	---
Hexachlorocyclopentadiene	5.00E+01	NA	0.0%	n	--	--	---	---	---	---	---	---	---	---	---	---	---	---	---	---	---	---
Hexachloroethane	5.10E+00	NA	0.0%	n	--	--	---	---	---	---	---	---	---	---	---	---	---	---	---	---	---	---
Hexachlorophene A	NA	NA	0.0%	n	--	--	---	---	---	---	---	---	---	---	---	---	---	---	---	---	---	---
Hexachloropropene	NA	NA	0.0%	n	--	--	---	---	---	---	---	---	---	---	---	---	---	---	---	---	---	---
Indeno(1,2,3-cd)pyrene	2.90E-01	NA	5.9%	n	--	--	---	---	---	---	---	---	---	---	---	---	---	---	---	---	---	---
Iodomethane	NA	NA	0.0%	n	--	--	---	---	---	---	---	---	---	---	---	---	---	---	---	---	---	---
Isodrin	NA	NA	0.0%	n	--	--	---	---	---	---	---	---	---	---	---	---	---	---	---	---	---	---
Isophorone	6.70E+02	NA	0.0%	n	--	--	---	---	---	---	---	---	---	---	---	---	---	---	---	---	---	---
Isosafrole	NA	NA	0.0%	n	--	--	---	---	---	---	---	---	---	---	---	---	---	---	---	---	---	---
Kepone	3.00E-02	NA	0.0%	n	--	--	---	---	---	---	---	---	---	---	---	---	---	---	---	---	---	---
Methapyrilene	NA	NA	0.0%	n	--	--	---	---	---	---	---	---	---	---	---	---	---	---	---	---	---	---
Methyl acrylonitrile	1.50E+00	NA	0.0%	n	--	--	---	---	---	---	---	---	---	---	---	---	---	---	---	---	---	---
Methyl methacrylate	1.40E+03	NA	0.0%	n	--	--	---	---	---	---	---	---	---	---	---	---	---	---	---	---	---	---
Methyl methanesulfonate	6.80E+00	NA	0.0%	n	--	--	---	---	---	---	---	---	---	---	---	---	---	---	---	---	---	---
Methyl parathion	3.40E+00	NA	0.0%	n	--	--	---	---	---	---	---	---	---	---	---	---	---	---	---	---	---	---
3-Methylcholanthrene	9.80E-03	NA	0.0%	n	--	--	---	---	---	---	---	---	---	---	---	---	---	---	---	---	---	---
2-Methylnaphthalene	2.70E+01	NA	1.4%	n	--	--	---	---	---	---	---	---	---	---	---	---	---	---	---	---	---	---
2-Methylphenol	7.20E+02	NA	0.0%	n	--	--	---	---	---	---	---	---	---	---	---	---	---	---	---	---	---	---
3&4-Methylphenol	NA	NA	0.0%	n	--	--	---	---	---	---	---	---	---	---	---	---	---	---	---	---	---	---
4-Methylphenol	1.40E+03	NA	0.0%	n	--	--	---	---	---	---	---	---	---	---	---	---	---	---	---	---	---	---
Naphthalene	1.40E+00	4.60E+02	4.0%	n	--	--	---	---	---	---	---	---	---	---	---	---	---	---	---	---	---	---
1,4-Naphthoquinone	NA	NA	0.0%	n	--	--	---	---	---	---	---	---	---	---	---	---	---	---	---	---	---	---
1-Naphthylamine	NA	NA	0.0%	n	--	--	---	---	---	---	---	---	---	---	---	---	---	---	---	---	---	---
2-Naphthylamine	3.30E-01	NA	0.0%	n	--	--	---	---	---	---	---	---	---	---	---	---	---	---	---	---	---	---
2-Nitroaniline	1.50E+02	NA	0.0%	n	--	--	---	---	---	---	---	---	---	---	---	---	---	---	---	---	---	---
3-Nitroaniline	NA	NA	0.0%	n	--	--	---	---	---	---	---	---	---	---	---	---	---	---	---	---	---	---
4-Nitroaniline	3.30E+01	NA	0.0%	n	--	--	---	---	---	---	---	---	---	---	---	---	---	---	---	---	---	---
Nitrobenzene	1.20E+00	NA	0.0%	n	--	--	---	---	---	---	---	---	---	---	---	---	---	---	---	---	---	---
2-Nitrophenol	NA	NA	0.0%	n	--	--	---	---	---	---	---	---	---	---	---	---	---	---	---	---	---	---
4-Nitrophenol	NA	NA	0.0%	n	--	--	---	---	---	---	---	---	---	---	---	---	---	---	---	---	---	---
4-Nitroquinoline-N-oxide	NA	NA	0.0%	n	--	--	---	---	---	---	---	---	---	---	---	---	---	---	---	---	---	---
N-Nitrosodi-n-butylamine	2.40E-02	NA	0.0%	n	--	--	---	---	---	---	---	---	---	---	---	---	---	---	---	---	---	---
N-Nitrosodi-n-propylamine	9.30E-02	NA	0.0%	n	--	--	---	---	---	---	---	---	---	---	---	---	---	---	---	---	---	---
N-Nitrosodiphenylamine	1.00E+02	NA	0.0%	n	--	--	---	---	---	---	---	---	---	---	---	---	---	---	---	---	---	---
N-Nitrosodiethylamine	1.40E-03	NA	0.0%	n	--	--	---	---	---	---	---	---	---	---	---	---	---	---	---	---	---	---
N-Nitrosodimethylamine	4.20E-03	NA	0.0%	n	--	--	---	---	---	---	---	---	---	---	---	---	---	---	---	---	---	---
N-Nitrosomethylethylamine	3.00E-02	NA	0.0%	n	--	--	---	---	---	---	---	---	---	---	---	---	---	---	---	---	---	---
N-Nitrosomorpholine	1.00E-01	NA	0.0%	n	--	--	---	---	---	---	---	---	---	---	---	---	---	---	---	---	---	---
N-Nitrosopiperidine	7.10E-02	NA	0.0%	n	--	--	---	---	---	---	---	---	---	---	---	---	---	---	---	---	---	---
N-Nitrosopyrrolidine	3.20E-01	NA	0.0%	n	--	--	---	---	---	---	---	---	---	---	---	---	---	---	---	---	---	---

TABLE 9

HUMAN HEALTH RISK DRIVERS-GROUNDWATER (ON-SITE)
RFI REPORT
FORMER MANUAL TRANSMISSIONS OF MUNCIE FACILITY
MUNCIE, INDIANA

Parameters (µg/L)	*Default Closure Level (DCL_{RTW}; IDEM Residential Tap Water)* [1]	*Default Closure Level (DCL_{CIVs}; IDEM Vapor Exp. Comm/Ind)* [1]	*Det. Freq. (DF)*	*DF≥10%*	*Det.> SL $_{RTW}$*	*Det.> SL $_{CIWs}$*	*Site-Specific Screening Level ($SSSL_T$)*	*Site-Specific Screening Level ($SSSL_{CIV}$)*	*Site-Specific Screening Level ($SSSL_{CITW}$)*	*Det.> SSSL $_{T}$*	*Det.> SSSL $_{CIV}$*	*Det.> SSSL $_{CITW}$*	*RME (95% PRO UCL)*	*RME> SSSL $_{T}$*	*RME> SSSL $_{CIV}$*	*RME> SSSL $_{CITW}$*	*CTE (Geo. Mean)*	*CTE> SSSL $_{T}$*	*CTE> SSSL $_{CIV}$*	*CTE> SSSL $_{CITW}$*	*Hot-Spot Risk Driver* [2]	*Site-Wide Risk Driver* [3]
SVOCs (Continued)																						
2,2'-Oxybis(1-chloropropane)	3.10E+00	NA	0.0%	n	--	--	---	---	---	---	---	---	---	---	---	---	---	---	---	---	---	---
Pentachlorobenzene	2.30E+00	NA	0.0%	n	--	--	---	---	---	---	---	---	---	---	---	---	---	---	---	---	---	---
Pentachloroethane	5.60E+00	NA	0.0%	n	--	--	---	---	---	---	---	---	---	---	---	---	---	---	---	---	---	---
Pentachloronitrobenzene	1.00E+00	NA	0.0%	n	--	--	---	---	---	---	---	---	---	---	---	---	---	---	---	---	---	---
Pentachlorophenol	1.00E+00	NA	1.4%	n	--	--	---	---	---	---	---	---	---	---	---	---	---	---	---	---	---	---
Phenacetin	3.00E+02	NA	0.0%	n	--	--	---	---	---	---	---	---	---	---	---	---	---	---	---	---	---	---
Phenanthrene	NA	NA	5.0%	n	--	--	---	---	---	---	---	---	---	---	---	---	---	---	---	---	---	---
Phenol	4.50E+03	NA	0.0%	n	--	--	---	---	---	---	---	---	---	---	---	---	---	---	---	---	---	---
p-Phenylenediamine	3.00E+03	NA	0.0%	n	--	--	---	---	---	---	---	---	---	---	---	---	---	---	---	---	---	---
Phorate	2.30E+00	NA	0.0%	n	--	--	---	---	---	---	---	---	---	---	---	---	---	---	---	---	---	---
2-Picoline	NA	NA	0.0%	n	--	--	---	---	---	---	---	---	---	---	---	---	---	---	---	---	---	---
Pronamide	9.00E+02	NA	0.0%	n	--	--	---	---	---	---	---	---	---	---	---	---	---	---	---	---	---	---
Propionitrile (ethyl cyanide)	NA	NA	0.0%	n	--	--	---	---	---	---	---	---	---	---	---	---	---	---	---	---	---	---
Pyrene	8.70E+01	NA	7.9%	n	--	--	---	---	---	---	---	---	---	---	---	---	---	---	---	---	---	---
Pyridine	1.50E+01	NA	0.0%	n	--	--	---	---	---	---	---	---	---	---	---	---	---	---	---	---	---	---
Safrole	8.30E-01	NA	0.0%	n	--	--	---	---	---	---	---	---	---	---	---	---	---	---	---	---	---	---
1,2,4,5-Tetrachlorobenzene	1.20E+00	NA	0.0%	n	--	--	---	---	---	---	---	---	---	---	---	---	---	---	---	---	---	---
1,1,1,2-Tetrachloroethane	5.00E+00	NA	0.0%	n	--	--	---	---	---	---	---	---	---	---	---	---	---	---	---	---	---	---
2,3,4,6-Tetrachlorophenol	1.70E+02	NA	0.0%	n	--	--	---	---	---	---	---	---	---	---	---	---	---	---	---	---	---	---
Thionazin	NA	NA	0.0%	n	--	--	---	---	---	---	---	---	---	---	---	---	---	---	---	---	---	---
o-Toluidine A	NA	NA	0.0%	n	--	--	---	---	---	---	---	---	---	---	---	---	---	---	---	---	---	---
5-Nitro-2-toluidine	7.00E+01	NA	0.0%	n	--	--	---	---	---	---	---	---	---	---	---	---	---	---	---	---	---	---
2,4,5-Trichlorophenol	8.90E+02	NA	0.0%	n	--	--	---	---	---	---	---	---	---	---	---	---	---	---	---	---	---	---
2,4,6-Trichlorophenol	9.00E+00	NA	0.0%	n	--	--	---	---	---	---	---	---	---	---	---	---	---	---	---	---	---	---
1,2,3-Trichloropropane	6.50E-03	NA	0.0%	n	--	--	---	---	---	---	---	---	---	---	---	---	---	---	---	---	---	---
0,0,0-Triethylphosphorothioate	NA	NA	0.0%	n	--	--	---	---	---	---	---	---	---	---	---	---	---	---	---	---	---	---
1,3,5-Trinitrobenzene	4.60E+02	NA	0.0%	n	--	--	---	---	---	---	---	---	---	---	---	---	---	---	---	---	---	---
Polychlorinated biphenyl (PCBs)																						
Aroclor-1016 (PCB-1016)	1.10E+00	NA	0.0%	n	--	--	---	---	---	---	---	---	---	---	---	---	---	---	---	---	---	---
Aroclor-1221 (PCB-1221)	4.00E-02	NA	0.0%	n	--	--	---	---	---	---	---	---	---	---	---	---	---	---	---	---	---	---
Aroclor-1232 (PCB-1232)	4.00E-02	NA	0.0%	n	--	--	---	---	---	---	---	---	---	---	---	---	---	---	---	---	---	---
Aroclor-1242 (PCB-1242)	3.40E-01	NA	0.0%	n	--	--	---	---	---	---	---	---	---	---	---	---	---	---	---	---	---	---
Aroclor-1248 (PCB-1248)	3.40E-01	NA	2.8%	n	--	--	---	---	---	---	---	---	---	---	---	---	---	---	---	---	---	---
Aroclor-1254 (PCB-1254)	3.10E-01	NA	0.0%	n	--	--	---	---	---	---	---	---	---	---	---	---	---	---	---	---	---	---
Aroclor-1260 (PCB-1260)	3.40E-01	NA	0.0%	n	--	--	---	---	---	---	---	---	---	---	---	---	---	---	---	---	---	---
Total PCBs	5.00E-01	NA	80.5%	Y	n	---	1.05E+02	NA	1.40E+00	n	N/A	n	---	---	---	---	---	---	---	---	---	---
Total Petroleum Hydrocarbons (TPH)																						
Total Petroleum Hydrocarbons - Purgeable (GRO)	NA	NA	100.0%	Y	---	---	---	---	---	---	---	---	---	---	---	---	---	---	---	---	---	---
Metals																						
Aluminum	1.60E+04	NA	80.0%	Y	n	---	---	---	---	---	---	---	---	---	---	---	---	---	---	---	---	---
Antimony	6.00E+00	NA	40.0%	Y	Y	---	1.28E+04	NA	4.10E+01	n	---	---	---	---	---	---	---	---	---	---	---	---
Arsenic	1.00E+01	NA	36.5%	Y	Y	---	1.63E+03	NA	1.00E+01	n	---	Y	1.16E+01	---	---	Y	6.12E+00	---	---	n	Y	n
Arsenic (dissolved)	1.00E+01	NA	15.7%	Y	Y	---	1.63E+03	NA	1.00E+01	n	---	Y	1.15E+01	---	---	Y	5.79E+00	---	---	n	Y	n
Barium	2.00E+03	NA	81.3%	Y	n	---	---	---	---	---	---	---	---	---	---	---	---	---	---	---	---	---
Barium (dissolved)	2.00E+03	NA	73.8%	Y	n	---	---	---	---	---	---	---	---	---	---	---	---	---	---	---	---	---
Beryllium	4.00E+00	NA	0.0%	n	--	--	---	---	---	---	---	---	---	---	---	---	---	---	---	---	---	---
Cadmium	5.00E+00	NA	18.8%	Y	Y	---	6.62E+03	NA	5.10E+01	n	---	n	---	---	---	---	---	---	---	---	---	---
Cadmium (dissolved)	5.00E+00	NA	4.3%	n	--	--	---	---	---	---	---	---	---	---	---	---	---	---	---	---	---	---
Chromium	1.00E+02	NA	35.2%	Y	n	---	---	---	---	---	---	---	---	---	---	---	---	---	---	---	---	---
Chromium (dissolved)	1.00E+02	NA	0.0%	n	--	--	---	---	---	---	---	---	---	---	---	---	---	---	---	---	---	---
Cobalt	4.70E+00	NA	40.0%	Y	Y	---	2.85E+04	NA	NA	n	---	---	---	---	---	---	---	---	---	---	---	---
Copper	1.30E+03	NA	60.0%	Y	n	---	---	---	---	---	---	---	---	---	---	---	---	---	---	---	---	---
Copper (dissolved)	1.30E+03	NA	0.0%	n	--	--	---	---	---	---	---	---	---	---	---	---	---	---	---	---	---	---

TABLE 9

HUMAN HEALTH RISK DRIVERS-GROUNDWATER (ON-SITE)
RFI REPORT
FORMER MANUAL TRANSMISSIONS OF MUNCIE FACILITY
MUNCIE, INDIANA

Parameters (µg/L)	*Default Closure Level (DCL_{RTW}; IDEM Residential Tap Water)* [1]	*Default Closure Level (DCL_{CIVs}; IDEM Vapor Exp. Comm/Ind)* [1]	*Det. Freq. (DF)*	*DF≥10%*	*Det.> SL RTW*	*Det.> SL CIWs*	*Site-Specific Screening Level ($SSSL_T$)*	*Site-Specific Screening Level ($SSSL_{CIV}$)*	*Site-Specific Screening Level ($SSSL_{CITW}$)*	*Det.> SSSL T*	*Det.> SSSL CIV*	*Det.> SSSL CITW*	*RME (95% PRO UCL)*	*RME> SSSL T*	*RME> SSSL CIV*	*RME> SSSL CITW*	*CTE (Geo. Mean)*	*CTE> SSSL T*	*CTE> SSSL CIV*	*CTE> SSSL CITW*	*Hot-Spot Risk Driver* [2]	*Site-Wide Risk Driver* [3]
Metals (Continued)																						
Iron	1.10E+04	NA	100.0%	Y	Y	---	5.59E+07	NA	NA	n	---	---	---	---	---	---	---	---	---	---	---	---
Iron (dissolved)	1.10E+04	NA	100.0%	Y	n	---	---	---	---	---	---	---	---	---	---	---	---	---	---	---	---	---
Lead	1.50E+01	NA	33.6%	Y	Y	---	---	---	---	---	---	---	---	---	---	---	---	---	---	---	---	---
Lead (dissolved)	1.50E+01	NA	3.6%	n	--	--	---	---	---	---	---	---	---	---	---	---	---	---	---	---	---	---
Manganese	3.20E+02	NA	100.0%	Y	n	---	---	---	---	---	---	---	---	---	---	---	---	---	---	---	---	---
Manganese (dissolved)	3.20E+02	NA	86.1%	Y	Y	---	2.61E+05	NA	NA	n	---	---	---	---	---	---	---	---	---	---	---	---
Mercury	2.00E+00	NA	1.1%	n	--	--	---	---	---	---	---	---	---	---	---	---	---	---	---	---	---	---
Mercury (dissolved)	2.00E+00	NA	0.0%	n	--	--	---	---	---	---	---	---	---	---	---	---	---	---	---	---	---	---
Nickel	3.00E+02	NA	80.0%	Y	n	---	---	---	---	---	---	---	---	---	---	---	---	---	---	---	---	---
Nickel (dissolved)	3.00E+02	NA	57.1%	Y	n	---	---	---	---	---	---	---	---	---	---	---	---	---	---	---	---	---
Selenium	5.00E+01	NA	4.4%	n	--	--	---	---	---	---	---	---	---	---	---	---	---	---	---	---	---	---
Selenium (dissolved)	5.00E+01	NA	4.6%	n	--	--	---	---	---	---	---	---	---	---	---	---	---	---	---	---	---	---
Silver	7.10E+01	NA	1.1%	n	--	--	---	---	---	---	---	---	---	---	---	---	---	---	---	---	---	---
Silver (dissolved)	7.10E+01	NA	0.0%	n	--	--	---	---	---	---	---	---	---	---	---	---	---	---	---	---	---	---
Thallium	2.00E+00	NA	0.0%	n	--	--	---	---	---	---	---	---	---	---	---	---	---	---	---	---	---	---
Vanadium	6.30E+01	NA	20.0%	Y	n	---	---	---	---	---	---	---	---	---	---	---	---	---	---	---	---	---
Zinc	4.70E+03	NA	0.0%	n	--	--	---	---	---	---	---	---	---	---	---	---	---	---	---	---	---	---
Zinc (dissolved)	4.70E+03	NA	14.3%	Y	n	---	---	---	---	---	---	---	---	---	---	---	---	---	---	---	---	---

Notes:

CITW- Commercial/Industrial Tap Water Use (and Direct Contact)
CIV- Commercial/Industrial Vapor
CTE - Central Tendency Exposure
DF-Detection Frequency
GW- Groundwater
IDEM - Indiana Department of Environmental Management
NA - Not Available or Applicable
PCB- Polychlorinated Biphenyl
RME - Reasonable Maximum Exposure
RTW - Residential Ingestion
SL - Screening Level
SSSL - Site Specific Screening Level
SVOCs- Semi-Volatile Organic Compounds
T - Trespasser
UCL - Upper Confidence Limit
VOCs- Volatile Organic Compounds

(1) Table A-6: Screening Levels Summary Table - March 2014 Screening Levels - Final - IDEM RCG.
(2) Constituent exceeding accable risk/hazard threshold at individual sample locations.
(3) Constituent exceeding accable risk/hazard threshold Site-wide.
(4) Vapor intrusion (VI) value not available from IDEM, VI value for 1,1-dichloroethylene used as a surrogate.
(5) Vapor intrusion (VI) value not available from IDEM, VI value for 1,2-dichloroethane used as a surrogate.
(6) Vapor intrusion (VI) value not available from IDEM, VI value for naphthalene used as a surrogate.

TABLE 10

HUMAN HEALTH RISK DRIVERS-GROUNDWATER (OFF-SITE)
RFI REPORT
FORMER MANUAL TRANSMISSIONS OF MUNCIE FACILITY
MUNCIE, INDIANA

Parameters (µg/L)	*Default Closure Level (DCL_{RTW}; IDEM Residential Tap Water)* [1]	*Default Closure Level (DCL_{RVI}; IDEM Vapor Exp. Resident)* [1]	*Default Closure Level (DCL_{CIVs}; IDEM Vapor Exp. Comm/Ind)*	*Det. Freq. (DF)*	*DF≥10%*	*Det.> SL $_{RTW}$*	*Det.> SL $_{RVI}$*	*Det.> SL $_{CIVs}$*	*Site-Specific Screening Level ($SSSL_{RECs}$)*	*Site-Specific Screening Level ($SSSL_{RVI}$)*	*Site-Specific Screening Level ($SSSL_{CIV}$)*	*Det.> SSSL $_{RECs}$*	*Det.> SSSL $_{RVI}$*	*Det.> SSSL $_{CIVs}$*	*RME (95% PRO UCL)*	*RME> SSSL $_{RECs}$*	*RME> SSSL $_{RVI}$*	*RME> SSSL $_{CIVs}$*	*CTE (Geo. Mean)*	*CTE> SSSL $_{RECs}$*	*CTE> SSSL $_{RVI}$*	*CTE> SSSL $_{CIV}$*	*Hot-Spot Risk Driver* [2]	*Site-Wide Risk Driver* [3]
	a	b	c			a	b	c	d	e	f	d	e	f											
Volatile Organic Compounds (VOCs)																									
Acetone	1.20E+04	NA	NA	5.6%	n	---	---	---	---	---	---	---	---	---	---	---	---	---	---	---	---	---	---	---	---
Benzene	5.00E+00	2.40E+01	1.20E+02	0.0%	n	---	---	---	---	---	---	---	---	---	---	---	---	---	---	---	---	---	---	---	---
Bromodichloromethane	8.00E+01	NA	NA	0.0%	n	---	---	---	---	---	---	---	---	---	---	---	---	---	---	---	---	---	---	---	---
Bromoform	8.00E+01	NA	NA	0.0%	n	---	---	---	---	---	---	---	---	---	---	---	---	---	---	---	---	---	---	---	---
Bromomethane (Methyl bromide)	7.00E+00	NA	NA	0.0%	n	---	---	---	---	---	---	---	---	---	---	---	---	---	---	---	---	---	---	---	---
2-Butanone (Methyl ethyl ketone) (MEK)	4.90E+03	NA	NA	1.1%	n	---	---	---	---	---	---	---	---	---	---	---	---	---	---	---	---	---	---	---	---
Carbon disulfide	7.20E+02	NA	NA	0.0%	n	---	---	---	---	---	---	---	---	---	---	---	---	---	---	---	---	---	---	---	---
Carbon tetrachloride	5.00E+00	5.70E+00	2.80E+01	0.0%	n	---	---	---	---	---	---	---	---	---	---	---	---	---	---	---	---	---	---	---	---
Chlorobenzene	1.00E+02	NA	NA	0.0%	n	---	---	---	---	---	---	---	---	---	---	---	---	---	---	---	---	---	---	---	---
Chloroethane	2.10E+04	NA	NA	0.0%	n	---	---	---	---	---	---	---	---	---	---	---	---	---	---	---	---	---	---	---	---
2-Chloroethyl vinyl ether	NA	NA	NA	0.0%	n	---	---	---	---	---	---	---	---	---	---	---	---	---	---	---	---	---	---	---	---
Chloroform (Trichloromethane)	8.00E+01	NA	NA	4.4%	n	---	---	---	---	---	---	---	---	---	---	---	---	---	---	---	---	---	---	---	---
Chloromethane (Methyl chloride)	1.90E+02	NA	NA	2.3%	n	---	---	---	---	---	---	---	---	---	---	---	---	---	---	---	---	---	---	---	---
Cyclohexane	1.30E+04	NA	NA	0.0%	n	---	---	---	---	---	---	---	---	---	---	---	---	---	---	---	---	---	---	---	---
1,2-Dibromo-3-chloropropane (DBCP)	2.00E-01	NA	NA	0.0%	n	---	---	---	---	---	---	---	---	---	---	---	---	---	---	---	---	---	---	---	---
Dibromochloromethane	8.00E+01	NA	NA	0.0%	n	---	---	---	---	---	---	---	---	---	---	---	---	---	---	---	---	---	---	---	---
1,2-Dibromoethane (Ethylene dibromide)	5.00E-02	NA	NA	0.0%	n	---	---	---	---	---	---	---	---	---	---	---	---	---	---	---	---	---	---	---	---
1,2-Dichlorobenzene	6.00E+02	NA	NA	0.0%	n	---	---	---	---	---	---	---	---	---	---	---	---	---	---	---	---	---	---	---	---
1,3-Dichlorobenzene	NA	NA	NA	0.0%	n	---	---	---	---	---	---	---	---	---	---	---	---	---	---	---	---	---	---	---	---
1,4-Dichlorobenzene	7.50E+01	NA	NA	0.0%	n	---	---	---	---	---	---	---	---	---	---	---	---	---	---	---	---	---	---	---	---
Dichlorodifluoromethane (CFC-12)	1.90E+02	NA	NA	0.0%	n	---	---	---	---	---	---	---	---	---	---	---	---	---	---	---	---	---	---	---	---
1,1-Dichloroethane	2.40E+01	1.10E+02	5.50E+02	1.1%	n	---	---	---	---	---	---	---	---	---	---	---	---	---	---	---	---	---	---	---	---
1,2-Dichloroethane	5.00E+00	4.30E+01	2.10E+02	1.1%	n	---	---	---	---	---	---	---	---	---	---	---	---	---	---	---	---	---	---	---	---
1,2-Dichloroethene (total)	1.30E+02	NA	NA	0.0%	n	---	---	---	---	---	---	---	---	---	---	---	---	---	---	---	---	---	---	---	---
1,1-Dichloroethene	7.00E+00	3.00E+02	1.30E+03	1.2%	n	n	n	n	---	---	---	---	---	---	---	---	---	---	---	---	---	---	---	---	---
cis-1,2-Dichloroethene[4]	7.00E+01	3.00E+02	1.30E+03	29.3%	Y	n	n	n	---	---	---	---	---	---	---	---	---	---	---	---	---	---	---	---	---
trans-1,2-Dichloroethene[4]	1.00E+02	3.00E+02	1.30E+03	17.3%	Y	n	n	n	---	---	---	---	---	---	---	---	---	---	---	---	---	---	---	---	---
1,2-Dichloropropane	5.00E+00	NA	NA	0.0%	n	---	---	---	---	---	---	---	---	---	---	---	---	---	---	---	---	---	---	---	---
cis-1,3-Dichloropropene	NA	NA	NA	0.0%	n	---	---	---	---	---	---	---	---	---	---	---	---	---	---	---	---	---	---	---	---
trans-1,3-Dichloropropene	NA	NA	NA	0.0%	n	---	---	---	---	---	---	---	---	---	---	---	---	---	---	---	---	---	---	---	---
Ethylbenzene	7.00E+02	NA	NA	0.0%	n	---	---	---	---	---	---	---	---	---	---	---	---	---	---	---	---	---	---	---	---
2-Hexanone	3.40E+01	NA	NA	1.2%	n	---	---	---	---	---	---	---	---	---	---	---	---	---	---	---	---	---	---	---	---
Isopropyl benzene	3.90E+02	NA	NA	0.0%	n	---	---	---	---	---	---	---	---	---	---	---	---	---	---	---	---	---	---	---	---
Methyl acetate	1.60E+04	NA	NA	0.0%	n	---	---	---	---	---	---	---	---	---	---	---	---	---	---	---	---	---	---	---	---
Methyl cyclohexane	NA	NA	NA	0.0%	n	---	---	---	---	---	---	---	---	---	---	---	---	---	---	---	---	---	---	---	---
Methyl tert butyl ether (MTBE)	1.20E+02	NA	NA	0.0%	n	---	---	---	---	---	---	---	---	---	---	---	---	---	---	---	---	---	---	---	---
4-Methyl-2-pentanone (MIBK)	1.00E+03	NA	NA	0.0%	n	---	---	---	---	---	---	---	---	---	---	---	---	---	---	---	---	---	---	---	---
Methylene chloride[5]	5.00E+00	NA	NA	5.6%	n	---	---	---	---	---	---	---	---	---	---	---	---	---	---	---	---	---	---	---	---
Styrene	1.00E+02	NA	NA	0.0%	n	---	---	---	---	---	---	---	---	---	---	---	---	---	---	---	---	---	---	---	---
1,1,2,2-Tetrachloroethane	6.60E-01	6.30E+01	3.10E+02	0.0%	n	---	---	---	---	---	---	---	---	---	---	---	---	---	---	---	---	---	---	---	---
Tetrachloroethene	5.00E+00	1.10E+02	4.70E+02	30.0%	Y	Y	Y	Y	5.00E+00	1.10E+02	4.70E+02	Y	Y	Y	7.35E+01	Y	n	n	2.27E+00	n	n	n	Y	n
Toluene	1.00E+03	NA	NA	1.1%	n	---	---	---	---	---	---	---	---	---	---	---	---	---	---	---	---	---	---	---	---
1,2,4-Trichlorobenzene	7.00E+01	NA	NA	0.0%	n	---	---	---	---	---	---	---	---	---	---	---	---	---	---	---	---	---	---	---	---
1,1,1-Trichloroethane	2.00E+02	1.30E+04	5.40E+04	0.0%	n	---	---	---	---	---	---	---	---	---	---	---	---	---	---	---	---	---	---	---	---
1,1,2-Trichloroethane	5.00E+00	1.10E+01	4.60E+01	0.0%	n	---	---	---	---	---	---	---	---	---	---	---	---	---	---	---	---	---	---	---	---
Trichloroethene	5.00E+00	9.10E+00	3.80E+01	28.9%	Y	Y	Y	n	5.00E+00	9.10E+00	---	Y	Y	---	6.64E+00	Y	n	---	1.09E+00	n	n	---	Y	n
Trichlorofluoromethane (CFC-11)	1.10E+03	NA	NA	0.0%	n	---	---	---	---	---	---	---	---	---	---	---	---	---	---	---	---	---	---	---	---
Trifluorotrichloroethane (Freon 113)	5.30E+04	NA	NA	0.0%	n	---	---	---	---	---	---	---	---	---	---	---	---	---	---	---	---	---	---	---	---
Vinyl acetate	4.10E+02	NA	NA	0.0%	n	---	---	---	---	---	---	---	---	---	---	---	---	---	---	---	---	---	---	---	---
Vinyl chloride	2.00E+00	2.00E+00	3.50E+01	18.9%	Y	Y	Y	n	2.00E+00	2.00E+00	---	Y	Y	---	7.00E+00	Y	Y	---	1.45E+00	n	n	---	Y	n
Xylenes (total)	1.00E+04	NA	NA	2.3%	n	---	---	---	---	---	---	---	---	---	---	---	---	---	---	---	---	---	---	---	---

TABLE 10

HUMAN HEALTH RISK DRIVERS-GROUNDWATER (OFF-SITE)
RFI REPORT
FORMER MANUAL TRANSMISSIONS OF MUNCIE FACILITY
MUNCIE, INDIANA

Parameters (µg/L)	*Default Closure Level (DCL_{RTW}; IDEM Residential Tap Water)* [1]	*Default Closure Level (DCL_{RVI}; IDEM Vapor Exp. Resident)* [1]	*Default Closure Level (DCL_{CIVs}; IDEM Vapor Exp. Comm/Ind)*	*Det. Freq. (DF)*	*DF≥10%*	*Det.> SL $_{RTW}$*	*Det.> SL $_{RVI}$*	*Det.> SL $_{CIVs}$*	*Site-Specific Screening Level ($SSSL_{RECs}$)*	*Site-Specific Screening Level ($SSSL_{RVI}$)*	*Site-Specific Screening Level ($SSSL_{CIV}$)*	*Det.> SSSL $_{RECs}$*	*Det.> SSSL $_{RVI}$*	*Det.> SSSL $_{CIVs}$*	*RME (95% PRO UCL)*	*RME> SSSL $_{RECs}$*	*RME> SSSL $_{RVI}$*	*RME> SSSL $_{CIVs}$*	*CTE (Geo. Mean)*	*CTE> SSSL $_{RECs}$*	*CTE> SSSL $_{RVI}$*	*CTE> SSSL $_{CIV}$*	*Hot-Spot Risk Driver* [2]	*Site-Wide Risk Driver* [3]
	a	b	c			a	b	c	d	e	f	d	e	f											
Semi-Volatile Organic Compounds (SVOCs)																									
Acenaphthene	4.00E+02	NA	NA	0.0%	n	---	---	---	---	---	---	---	---	---	---	---	---	---	---	---	---	---	---	---	---
Acenaphthylene	NA	NA	NA	0.0%	n	---	---	---	---	---	---	---	---	---	---	---	---	---	---	---	---	---	---	---	---
Acetonitrile	1.30E+02	NA	NA	0.0%	n	---	---	---	---	---	---	---	---	---	---	---	---	---	---	---	---	---	---	---	---
Acetophenone	1.50E+03	NA	NA	0.0%	n	---	---	---	---	---	---	---	---	---	---	---	---	---	---	---	---	---	---	---	---
2-Acetylaminofluorene	1.30E-01	NA	NA	0.0%	n	---	---	---	---	---	---	---	---	---	---	---	---	---	---	---	---	---	---	---	---
Acrolein	4.10E-02	NA	NA	0.0%	n	---	---	---	---	---	---	---	---	---	---	---	---	---	---	---	---	---	---	---	---
Acrylonitrile	4.50E-01	NA	NA	0.0%	n	---	---	---	---	---	---	---	---	---	---	---	---	---	---	---	---	---	---	---	---
Allyl chloride	2.10E+00	NA	NA	0.0%	n	---	---	---	---	---	---	---	---	---	---	---	---	---	---	---	---	---	---	---	---
4-Aminobiphenyl	2.60E-02	NA	NA	0.0%	n	---	---	---	---	---	---	---	---	---	---	---	---	---	---	---	---	---	---	---	---
Aniline	1.10E+02	NA	NA	0.0%	n	---	---	---	---	---	---	---	---	---	---	---	---	---	---	---	---	---	---	---	---
Anthracene	1.30E+03	NA	NA	0.0%	n	---	---	---	---	---	---	---	---	---	---	---	---	---	---	---	---	---	---	---	---
Aramite	1.10E+01	NA	NA	0.0%	n	---	---	---	---	---	---	---	---	---	---	---	---	---	---	---	---	---	---	---	---
Atrazine	3.00E+00	NA	NA	0.0%	n	---	---	---	---	---	---	---	---	---	---	---	---	---	---	---	---	---	---	---	---
Benzaldehyde	1.50E+03	NA	NA	0.0%	n	---	---	---	---	---	---	---	---	---	---	---	---	---	---	---	---	---	---	---	---
Benzidine	9.20E-04	NA	NA	0.0%	n	---	---	---	---	---	---	---	---	---	---	---	---	---	---	---	---	---	---	---	---
Benzo(a)anthracene	2.90E-01	NA	NA	0.0%	n	---	---	---	---	---	---	---	---	---	---	---	---	---	---	---	---	---	---	---	---
Benzo(a)pyrene	2.00E-01	NA	NA	0.0%	n	---	---	---	---	---	---	---	---	---	---	---	---	---	---	---	---	---	---	---	---
Benzo(b)fluoranthene	2.90E-01	NA	NA	0.0%	n	---	---	---	---	---	---	---	---	---	---	---	---	---	---	---	---	---	---	---	---
Benzo(g,h,i)perylene	NA	NA	NA	0.0%	n	---	---	---	---	---	---	---	---	---	---	---	---	---	---	---	---	---	---	---	---
Benzo(k)fluoranthene	2.90E+00	NA	NA	0.0%	n	---	---	---	---	---	---	---	---	---	---	---	---	---	---	---	---	---	---	---	---
Benzoic acid	5.80E+04	NA	NA	0.0%	n	---	---	---	---	---	---	---	---	---	---	---	---	---	---	---	---	---	---	---	---
Benzyl alcohol	1.50E+03	NA	NA	0.0%	n	---	---	---	---	---	---	---	---	---	---	---	---	---	---	---	---	---	---	---	---
Biphenyl (1,1-Biphenyl)	8.30E-01	NA	NA	0.0%	n	---	---	---	---	---	---	---	---	---	---	---	---	---	---	---	---	---	---	---	---
4-Bromophenyl phenyl ether	NA	NA	NA	0.0%	n	---	---	---	---	---	---	---	---	---	---	---	---	---	---	---	---	---	---	---	---
Butyl benzylphthalate (BBP)	1.40E+02	NA	NA	0.0%	n	---	---	---	---	---	---	---	---	---	---	---	---	---	---	---	---	---	---	---	---
Caprolactam	7.70E+03	NA	NA	0.0%	n	---	---	---	---	---	---	---	---	---	---	---	---	---	---	---	---	---	---	---	---
Carbazole	NA	NA	NA	0.0%	n	---	---	---	---	---	---	---	---	---	---	---	---	---	---	---	---	---	---	---	---
4-Chloro-3-methylphenol	1.10E+03	NA	NA	0.0%	n	---	---	---	---	---	---	---	---	---	---	---	---	---	---	---	---	---	---	---	---
4-Chloroaniline	3.20E+00	NA	NA	0.0%	n	---	---	---	---	---	---	---	---	---	---	---	---	---	---	---	---	---	---	---	---
Chlorobenzilate	2.70E+00	NA	NA	0.0%	n	---	---	---	---	---	---	---	---	---	---	---	---	---	---	---	---	---	---	---	---
bis(2-Chloroethoxy)methane	4.60E+01	NA	NA	0.0%	n	---	---	---	---	---	---	---	---	---	---	---	---	---	---	---	---	---	---	---	---
bis(2-Chloroethyl)ether	1.20E-01	NA	NA	0.0%	n	---	---	---	---	---	---	---	---	---	---	---	---	---	---	---	---	---	---	---	---
2-Chloronaphthalene	5.50E+02	NA	NA	0.0%	n	---	---	---	---	---	---	---	---	---	---	---	---	---	---	---	---	---	---	---	---
2-Chlorophenol	7.10E+01	NA	NA	0.0%	n	---	---	---	---	---	---	---	---	---	---	---	---	---	---	---	---	---	---	---	---
4-Chlorophenyl phenyl ether	NA	NA	NA	0.0%	n	---	---	---	---	---	---	---	---	---	---	---	---	---	---	---	---	---	---	---	---
Chloroprene	1.60E-01	NA	NA	0.0%	n	---	---	---	---	---	---	---	---	---	---	---	---	---	---	---	---	---	---	---	---
Chrysene	2.90E+01	NA	NA	0.0%	n	---	---	---	---	---	---	---	---	---	---	---	---	---	---	---	---	---	---	---	---
Cresol isomers	NA	NA	NA	0.0%	n	---	---	---	---	---	---	---	---	---	---	---	---	---	---	---	---	---	---	---	---
Diallate	4.60E+00	NA	NA	0.0%	n	---	---	---	---	---	---	---	---	---	---	---	---	---	---	---	---	---	---	---	---
Dibenz(a,h)anthracene	2.90E-02	NA	NA	0.0%	n	---	---	---	---	---	---	---	---	---	---	---	---	---	---	---	---	---	---	---	---
Dibenzofuran	5.80E+00	NA	NA	0.0%	n	---	---	---	---	---	---	---	---	---	---	---	---	---	---	---	---	---	---	---	---
Dibromochloromethane	8.00E+01	NA	NA	0.0%	n	---	---	---	---	---	---	---	---	---	---	---	---	---	---	---	---	---	---	---	---
Dibromomethane	7.90E+00	NA	NA	0.0%	n	---	---	---	---	---	---	---	---	---	---	---	---	---	---	---	---	---	---	---	---
trans-1,4-Dichloro-2-butene	1.20E-02	NA	NA	0.0%	n	---	---	---	---	---	---	---	---	---	---	---	---	---	---	---	---	---	---	---	---
3,3'-Dichlorobenzidine	1.10E+00	NA	NA	0.0%	n	---	---	---	---	---	---	---	---	---	---	---	---	---	---	---	---	---	---	---	---
2,4-Dichlorophenol	3.50E+01	NA	NA	0.0%	n	---	---	---	---	---	---	---	---	---	---	---	---	---	---	---	---	---	---	---	---
2,6-Dichlorophenol	NA	NA	NA	0.0%	n	---	---	---	---	---	---	---	---	---	---	---	---	---	---	---	---	---	---	---	---
Diethyl phthalate	1.10E+04	NA	NA	0.0%	n	---	---	---	---	---	---	---	---	---	---	---	---	---	---	---	---	---	---	---	---
Dimethoate	3.10E+00	NA	NA	0.0%	n	---	---	---	---	---	---	---	---	---	---	---	---	---	---	---	---	---	---	---	---
Dimethyl phthalate	NA	NA	NA	0.0%	n	---	---	---	---	---	---	---	---	---	---	---	---	---	---	---	---	---	---	---	---

TABLE 10

HUMAN HEALTH RISK DRIVERS-GROUNDWATER (OFF-SITE)
RFI REPORT
FORMER MANUAL TRANSMISSIONS OF MUNCIE FACILITY
MUNCIE, INDIANA

Parameters (µg/L)	*Default Closure Level (DCL_{RTW}; IDEM Residential Tap Water)* [1]	*Default Closure Level (DCL_{RVI}; IDEM Vapor Exp. Resident)* [1]	*Default Closure Level (DCL_{CIVs}; IDEM Vapor Exp. Comm/Ind)*	*Det. Freq. (DF)*	*DF≥10%*	*Det.> SL $_{RTW}$*	*Det.> SL $_{RVI}$*	*Det.> SL $_{CIVs}$*	*Site-Specific Screening Level ($SSSL_{RECs}$)*	*Site-Specific Screening Level ($SSSL_{RVI}$)*	*Site-Specific Screening Level ($SSSL_{CIV}$)*	*Det.> SSSL $_{RECs}$*	*Det.> SSSL $_{RVI}$*	*Det.> SSSL $_{CIVs}$*	*RME (95% PRO UCL)*	*RME> SSSL $_{RECs}$*	*RME> SSSL $_{RVI}$*	*RME> SSSL $_{CIVs}$*	*CTE (Geo. Mean)*	*CTE> SSSL $_{RECs}$*	*CTE> SSSL $_{RVI}$*	*CTE> SSSL $_{CIV}$*	*Hot-Spot Risk Driver* [2]	*Site-Wide Risk Driver* [3]
	a	b	c			a	b	c	d	e	f	d	e	f											
SVOCs (Continued)																									
p-Dimethylaminoazobenzene A	NA	NA	NA	0.0%	n	---	---	---	---	---	---	---	---	---	---	---	---	---	---	---	---	---	---	---	---
7,12-Dimethylbenz(a)anthracene	8.60E-04	NA	NA	0.0%	n	---	---	---	---	---	---	---	---	---	---	---	---	---	---	---	---	---	---	---	---
3,3-Dimethylbenzidine	5.60E-02	NA	NA	0.0%	n	---	---	---	---	---	---	---	---	---	---	---	---	---	---	---	---	---	---	---	---
a,a-Dimethylphenethylamine	NA	NA	NA	0.0%	n	---	---	---	---	---	---	---	---	---	---	---	---	---	---	---	---	---	---	---	---
2,4-Dimethylphenol	2.70E+02	NA	NA	0.0%	n	---	---	---	---	---	---	---	---	---	---	---	---	---	---	---	---	---	---	---	---
Di-n-butylphthalate (DBP)	6.70E+02	NA	NA	0.0%	n	---	---	---	---	---	---	---	---	---	---	---	---	---	---	---	---	---	---	---	---
4,6-Dinitro-2-methylphenol	1.20E+00	NA	NA	0.0%	n	---	---	---	---	---	---	---	---	---	---	---	---	---	---	---	---	---	---	---	---
Dinitrobenzene, NOS	NA	NA	NA	0.0%	n	---	---	---	---	---	---	---	---	---	---	---	---	---	---	---	---	---	---	---	---
2,4-Dinitrophenol	3.00E+01	NA	NA	0.0%	n	---	---	---	---	---	---	---	---	---	---	---	---	---	---	---	---	---	---	---	---
2,4-Dinitrotoluene	2.00E+00	NA	NA	0.0%	n	---	---	---	---	---	---	---	---	---	---	---	---	---	---	---	---	---	---	---	---
2,6-Dinitrotoluene	4.20E-01	NA	NA	0.0%	n	---	---	---	---	---	---	---	---	---	---	---	---	---	---	---	---	---	---	---	---
Di-n-octyl phthalate (DnOP)	1.60E+02	NA	NA	0.0%	n	---	---	---	---	---	---	---	---	---	---	---	---	---	---	---	---	---	---	---	---
1,4-Dioxane	6.70E+00	NA	NA	0.0%	n	---	---	---	---	---	---	---	---	---	---	---	---	---	---	---	---	---	---	---	---
Diphenylamine	2.40E+02	NA	NA	0.0%	n	---	---	---	---	---	---	---	---	---	---	---	---	---	---	---	---	---	---	---	---
1,2-Diphenylhydrazine	6.70E-01	NA	NA	0.0%	n	---	---	---	---	---	---	---	---	---	---	---	---	---	---	---	---	---	---	---	---
Disulfoton	3.80E-01	NA	NA	0.0%	n	---	---	---	---	---	---	---	---	---	---	---	---	---	---	---	---	---	---	---	---
Ethyl methacrylate	4.20E+02	NA	NA	0.0%	n	---	---	---	---	---	---	---	---	---	---	---	---	---	---	---	---	---	---	---	---
Ethyl methanesulfonate	NA	NA	NA	0.0%	n	---	---	---	---	---	---	---	---	---	---	---	---	---	---	---	---	---	---	---	---
bis(2-Ethylhexyl)phthalate (DEHP)	6.00E+00	NA	NA	20.0%	Y	n	---	---	---	---	---	---	---	---	---	---	---	---	---	---	---	---	---	---	---
Famphur	NA	NA	NA	0.0%	n	---	---	---	---	---	---	---	---	---	---	---	---	---	---	---	---	---	---	---	---
Fluoranthene	6.30E+02	NA	NA	0.0%	n	---	---	---	---	---	---	---	---	---	---	---	---	---	---	---	---	---	---	---	---
Fluorene	2.20E+02	NA	NA	0.0%	n	---	---	---	---	---	---	---	---	---	---	---	---	---	---	---	---	---	---	---	---
Hexachlorobenzene	1.00E+00	NA	NA	0.0%	n	---	---	---	---	---	---	---	---	---	---	---	---	---	---	---	---	---	---	---	---
Hexachlorobutadiene	2.60E+00	NA	NA	0.0%	n	---	---	---	---	---	---	---	---	---	---	---	---	---	---	---	---	---	---	---	---
Hexachlorocyclopentadiene	5.00E+01	NA	NA	0.0%	n	---	---	---	---	---	---	---	---	---	---	---	---	---	---	---	---	---	---	---	---
Hexachloroethane	5.10E+00	NA	NA	0.0%	n	---	---	---	---	---	---	---	---	---	---	---	---	---	---	---	---	---	---	---	---
Hexachlorophene A	NA	NA	NA	0.0%	n	---	---	---	---	---	---	---	---	---	---	---	---	---	---	---	---	---	---	---	---
Hexachloropropene	NA	NA	NA	0.0%	n	---	---	---	---	---	---	---	---	---	---	---	---	---	---	---	---	---	---	---	---
Indeno(1,2,3-cd)pyrene	2.90E-01	NA	NA	0.0%	n	---	---	---	---	---	---	---	---	---	---	---	---	---	---	---	---	---	---	---	---
Iodomethane	NA	NA	NA	0.0%	n	---	---	---	---	---	---	---	---	---	---	---	---	---	---	---	---	---	---	---	---
Isodrin	NA	NA	NA	0.0%	n	---	---	---	---	---	---	---	---	---	---	---	---	---	---	---	---	---	---	---	---
Isophorone	6.70E+02	NA	NA	0.0%	n	---	---	---	---	---	---	---	---	---	---	---	---	---	---	---	---	---	---	---	---
Isosafrole	NA	NA	NA	0.0%	n	---	---	---	---	---	---	---	---	---	---	---	---	---	---	---	---	---	---	---	---
Kepone	3.00E-02	NA	NA	0.0%	n	---	---	---	---	---	---	---	---	---	---	---	---	---	---	---	---	---	---	---	---
Methapyrilene	NA	NA	NA	0.0%	n	---	---	---	---	---	---	---	---	---	---	---	---	---	---	---	---	---	---	---	---
Methyl acrylonitrile	1.50E+00	NA	NA	0.0%	n	---	---	---	---	---	---	---	---	---	---	---	---	---	---	---	---	---	---	---	---
Methyl methacrylate	1.40E+03	NA	NA	0.0%	n	---	---	---	---	---	---	---	---	---	---	---	---	---	---	---	---	---	---	---	---
Methyl methanesulfonate	6.80E+00	NA	NA	0.0%	n	---	---	---	---	---	---	---	---	---	---	---	---	---	---	---	---	---	---	---	---
Methyl parathion	3.40E+00	NA	NA	0.0%	n	---	---	---	---	---	---	---	---	---	---	---	---	---	---	---	---	---	---	---	---
3-Methylcholanthrene	9.80E-03	NA	NA	0.0%	n	---	---	---	---	---	---	---	---	---	---	---	---	---	---	---	---	---	---	---	---
2-Methylnaphthalene	2.70E+01	NA	NA	0.0%	n	---	---	---	---	---	---	---	---	---	---	---	---	---	---	---	---	---	---	---	---
2-Methylphenol	7.20E+02	NA	NA	0.0%	n	---	---	---	---	---	---	---	---	---	---	---	---	---	---	---	---	---	---	---	---
3&4-Methylphenol	NA	NA	NA	0.0%	n	---	---	---	---	---	---	---	---	---	---	---	---	---	---	---	---	---	---	---	---
4-Methylphenol	1.40E+03	NA	NA	0.0%	n	---	---	---	---	---	---	---	---	---	---	---	---	---	---	---	---	---	---	---	---
Naphthalene	1.40E+00	9.10E+01	4.60E+02	0.0%	n	---	---	---	---	---	---	---	---	---	---	---	---	---	---	---	---	---	---	---	---
1,4-Naphthoquinone	NA	NA	NA	0.0%	n	---	---	---	---	---	---	---	---	---	---	---	---	---	---	---	---	---	---	---	---
1-Naphthylamine	NA	NA	NA	0.0%	n	---	---	---	---	---	---	---	---	---	---	---	---	---	---	---	---	---	---	---	---
2-Naphthylamine	3.30E-01	NA	NA	0.0%	n	---	---	---	---	---	---	---	---	---	---	---	---	---	---	---	---	---	---	---	---
2-Nitroaniline	1.50E+02	NA	NA	0.0%	n	---	---	---	---	---	---	---	---	---	---	---	---	---	---	---	---	---	---	---	---
3-Nitroaniline	NA	NA	NA	0.0%	n	---	---	---	---	---	---	---	---	---	---	---	---	---	---	---	---	---	---	---	---
4-Nitroaniline	3.30E+01	NA	NA	0.0%	n	---	---	---	---	---	---	---	---	---	---	---	---	---	---	---	---	---	---	---	---

TABLE 10

HUMAN HEALTH RISK DRIVERS-GROUNDWATER (OFF-SITE)
RFI REPORT
FORMER MANUAL TRANSMISSIONS OF MUNCIE FACILITY
MUNCIE, INDIANA

Parameters (µg/L)	*Default Closure Level (DCL_{RTW}; IDEM Residential Tap Water)* [1]	*Default Closure Level (DCL_{RVI}; IDEM Vapor Exp. Resident)* [1]	*Default Closure Level (DCL_{CIVs}; IDEM Vapor Exp. Comm/Ind)*	*Det. Freq. (DF)*	*DF≥10%*	*Det.> SL $_{RTW}$*	*Det.> SL $_{RVI}$*	*Det.> SL $_{CIVs}$*	*Site-Specific Screening Level ($SSSL_{RECs}$)*	*Site-Specific Screening Level ($SSSL_{RVI}$)*	*Site-Specific Screening Level ($SSSL_{CIV}$)*	*Det.> SSSL $_{RECs}$*	*Det.> SSSL $_{RVI}$*	*Det.> SSSL $_{CIVs}$*	*RME (95% PRO UCL)*	*RME> SSSL $_{RECs}$*	*RME> SSSL $_{RVI}$*	*RME> SSSL $_{CIVs}$*	*CTE (Geo. Mean)*	*CTE> SSSL $_{RECs}$*	*CTE> SSSL $_{RVI}$*	*CTE> SSSL $_{CIV}$*	*Hot-Spot Risk Driver* [2]	*Site-Wide Risk Driver* [3]
	a	b	c			a	b	c	d	e	f	d	e	f											
SVOCs (Continued)																									
Nitrobenzene	1.20E+00	NA	NA	0.0%	n	---	---	---	---	---	---	---	---	---	---	---	---	---	---	---	---	---	---	---	---
2-Nitrophenol	NA	NA	NA	0.0%	n	---	---	---	---	---	---	---	---	---	---	---	---	---	---	---	---	---	---	---	---
4-Nitrophenol	NA	NA	NA	0.0%	n	---	---	---	---	---	---	---	---	---	---	---	---	---	---	---	---	---	---	---	---
4-Nitroquinoline-N-oxide	NA	NA	NA	0.0%	n	---	---	---	---	---	---	---	---	---	---	---	---	---	---	---	---	---	---	---	---
N-Nitrosodi-n-butylamine	2.40E-02	NA	NA	0.0%	n	---	---	---	---	---	---	---	---	---	---	---	---	---	---	---	---	---	---	---	---
N-Nitrosodi-n-propylamine	9.30E-02	NA	NA	0.0%	n	---	---	---	---	---	---	---	---	---	---	---	---	---	---	---	---	---	---	---	---
N-Nitrosodiphenylamine	1.00E+02	NA	NA	0.0%	n	---	---	---	---	---	---	---	---	---	---	---	---	---	---	---	---	---	---	---	---
N-Nitrosodiethylamine	1.40E-03	NA	NA	0.0%	n	---	---	---	---	---	---	---	---	---	---	---	---	---	---	---	---	---	---	---	---
N-Nitrosodimethylamine	4.20E-03	NA	NA	0.0%	n	---	---	---	---	---	---	---	---	---	---	---	---	---	---	---	---	---	---	---	---
N-Nitrosomethylethylamine	3.00E-02	NA	NA	0.0%	n	---	---	---	---	---	---	---	---	---	---	---	---	---	---	---	---	---	---	---	---
N-Nitrosomorpholine	1.00E-01	NA	NA	0.0%	n	---	---	---	---	---	---	---	---	---	---	---	---	---	---	---	---	---	---	---	---
N-Nitrosopiperidine	7.10E-02	NA	NA	0.0%	n	---	---	---	---	---	---	---	---	---	---	---	---	---	---	---	---	---	---	---	---
N-Nitrosopyrrolidine	3.20E-01	NA	NA	0.0%	n	---	---	---	---	---	---	---	---	---	---	---	---	---	---	---	---	---	---	---	---
2,2'-Oxybis(1-chloropropane)	3.10E+00	NA	NA	0.0%	n	---	---	---	---	---	---	---	---	---	---	---	---	---	---	---	---	---	---	---	---
Pentachlorobenzene	2.30E+00	NA	NA	0.0%	n	---	---	---	---	---	---	---	---	---	---	---	---	---	---	---	---	---	---	---	---
Pentachloroethane	5.60E+00	NA	NA	0.0%	n	---	---	---	---	---	---	---	---	---	---	---	---	---	---	---	---	---	---	---	---
Pentachloronitrobenzene	1.00E+00	NA	NA	0.0%	n	---	---	---	---	---	---	---	---	---	---	---	---	---	---	---	---	---	---	---	---
Pentachlorophenol	1.00E+00	NA	NA	0.0%	n	---	---	---	---	---	---	---	---	---	---	---	---	---	---	---	---	---	---	---	---
Phenacetin	3.00E+02	NA	NA	0.0%	n	---	---	---	---	---	---	---	---	---	---	---	---	---	---	---	---	---	---	---	---
Phenanthrene	NA	NA	NA	0.0%	n	---	---	---	---	---	---	---	---	---	---	---	---	---	---	---	---	---	---	---	---
Phenol	4.50E+03	NA	NA	0.0%	n	---	---	---	---	---	---	---	---	---	---	---	---	---	---	---	---	---	---	---	---
p-Phenylenediamine	3.00E+03	NA	NA	0.0%	n	---	---	---	---	---	---	---	---	---	---	---	---	---	---	---	---	---	---	---	---
Phorate	2.30E+00	NA	NA	0.0%	n	---	---	---	---	---	---	---	---	---	---	---	---	---	---	---	---	---	---	---	---
2-Picoline	NA	NA	NA	0.0%	n	---	---	---	---	---	---	---	---	---	---	---	---	---	---	---	---	---	---	---	---
Pronamide	9.00E+02	NA	NA	0.0%	n	---	---	---	---	---	---	---	---	---	---	---	---	---	---	---	---	---	---	---	---
Propionitrile (ethyl cyanide)	NA	NA	NA	0.0%	n	---	---	---	---	---	---	---	---	---	---	---	---	---	---	---	---	---	---	---	---
Pyrene	8.70E+01	NA	NA	0.0%	n	---	---	---	---	---	---	---	---	---	---	---	---	---	---	---	---	---	---	---	---
Pyridine	1.50E+01	NA	NA	0.0%	n	---	---	---	---	---	---	---	---	---	---	---	---	---	---	---	---	---	---	---	---
Safrole	8.30E-01	NA	NA	0.0%	n	---	---	---	---	---	---	---	---	---	---	---	---	---	---	---	---	---	---	---	---
1,2,4,5-Tetrachlorobenzene	1.20E+00	NA	NA	0.0%	n	---	---	---	---	---	---	---	---	---	---	---	---	---	---	---	---	---	---	---	---
1,1,1,2-Tetrachloroethane	5.00E+00	NA	NA	0.0%	n	---	---	---	---	---	---	---	---	---	---	---	---	---	---	---	---	---	---	---	---
2,3,4,6-Tetrachlorophenol	1.70E+02	NA	NA	0.0%	n	---	---	---	---	---	---	---	---	---	---	---	---	---	---	---	---	---	---	---	---
Thionazin	NA	NA	NA	0.0%	n	---	---	---	---	---	---	---	---	---	---	---	---	---	---	---	---	---	---	---	---
o-Toluidine A	NA	NA	NA	0.0%	n	---	---	---	---	---	---	---	---	---	---	---	---	---	---	---	---	---	---	---	---
5-Nitro-2-toluidine	7.00E+01	NA	NA	0.0%	n	---	---	---	---	---	---	---	---	---	---	---	---	---	---	---	---	---	---	---	---
2,4,5-Trichlorophenol	8.90E+02	NA	NA	0.0%	n	---	---	---	---	---	---	---	---	---	---	---	---	---	---	---	---	---	---	---	---
2,4,6-Trichlorophenol	9.00E+00	NA	NA	0.0%	n	---	---	---	---	---	---	---	---	---	---	---	---	---	---	---	---	---	---	---	---
1,2,3-Trichloropropane	6.50E-03	NA	NA	0.0%	n	---	---	---	---	---	---	---	---	---	---	---	---	---	---	---	---	---	---	---	---
0,0,0-Triethylphosphorothioate	NA	NA	NA	0.0%	n	---	---	---	---	---	---	---	---	---	---	---	---	---	---	---	---	---	---	---	---
1,3,5-Trinitrobenzene	4.60E+02	NA	NA	0.0%	n	---	---	---	---	---	---	---	---	---	---	---	---	---	---	---	---	---	---	---	---
Polychlorinated biphenyl (PCBs)																									
Aroclor-1016 (PCB-1016)	1.10E+00	NA	NA	0.0%	n	---	---	---	---	---	---	---	---	---	---	---	---	---	---	---	---	---	---	---	---
Aroclor-1221 (PCB-1221)	4.00E-02	NA	NA	0.0%	n	---	---	---	---	---	---	---	---	---	---	---	---	---	---	---	---	---	---	---	---
Aroclor-1232 (PCB-1232)	4.00E-02	NA	NA	0.0%	n	---	---	---	---	---	---	---	---	---	---	---	---	---	---	---	---	---	---	---	---
Aroclor-1242 (PCB-1242)	3.40E-01	NA	NA	0.0%	n	---	---	---	---	---	---	---	---	---	---	---	---	---	---	---	---	---	---	---	---
Aroclor-1248 (PCB-1248)	3.40E-01	NA	NA	0.0%	n	---	---	---	---	---	---	---	---	---	---	---	---	---	---	---	---	---	---	---	---
Aroclor-1254 (PCB-1254)	3.10E-01	NA	NA	0.0%	n	---	---	---	---	---	---	---	---	---	---	---	---	---	---	---	---	---	---	---	---
Aroclor-1260 (PCB-1260)	3.40E-01	NA	NA	0.0%	n	---	---	---	---	---	---	---	---	---	---	---	---	---	---	---	---	---	---	---	---
Total PCBs	5.00E-01	NA	NA	0.0%	n	---	---	---	---	---	---	---	---	---	---	---	---	---	---	---	---	---	---	---	---

TABLE 10

HUMAN HEALTH RISK DRIVERS-GROUNDWATER (OFF-SITE)
RFI REPORT
FORMER MANUAL TRANSMISSIONS OF MUNCIE FACILITY
MUNCIE, INDIANA

Parameters (µg/L)	*Default Closure Level (DCL_{RTW}; IDEM Residential Tap Water)* [1]	*Default Closure Level (DCL_{RVI}; IDEM Vapor Exp. Resident)* [1]	*Default Closure Level (DCL_{CIVs}; IDEM Vapor Exp. Comm/Ind)*	*Det. Freq. (DF)*	*DF≥10%*	*Det.> SL RTW*	*Det.> SL RVI*	*Det.> SL CIVs*	*Site-Specific Screening Level ($SSSL_{RECs}$)*	*Site-Specific Screening Level ($SSSL_{RVI}$)*	*Site-Specific Screening Level ($SSSL_{CIV}$)*	*Det.> SSSL RECs*	*Det.> SSSL RVI*	*Det.> SSSL CIVs*	*RME (95% PRO UCL)*	*RME> SSSL RECs*	*RME> SSSL RVI*	*RME> SSSL CIVs*	*CTE (Geo. Mean)*	*CTE> SSSL RECs*	*CTE> SSSL RVI*	*CTE> SSSL CIV*	*Hot-Spot Risk Driver* [2]	*Site-Wide Risk Driver* [3]
	a	b	c			a	b	c	d	e	f	d	e	f											
Total Petroleum Hydrocarbons (TPH)														,										
Total Petroleum Hydrocarbons - Purgeable (GRO)	NA	NA	NA	0.0%	n	---	---	---	---	---	---	---	---	---	---	---	---	---	---	---	---	---	---	---
Metals																								
Aluminum	1.60E+04	NA	NA	0.0%	n	---	---	---	---	---	---	---	---	---	---	---	---	---	---	---	---	---	---	---
Antimony	6.00E+00	NA	NA	0.0%	n	---	---	---	---	---	---	---	---	---	---	---	---	---	---	---	---	---	---	---
Arsenic	1.00E+01	NA	NA	20.0%	Y	Y	---	---	1.00E+01	---	---	Y	---	---	1.48E+02	Y	---	---	8.90E+00	n	---	---	Y	n
Arsenic (dissolved)	1.00E+01	NA	NA	0.0%	n	---	---	---	---	---	---	---	---	---	---	---	---	---	---	---	---	---	---	---
Barium	2.00E+03	NA	NA	50.0%	Y	n	---	---	---	---	---	---	---	---	---	---	---	---	---	---	---	---	---	---
Barium (dissolved)	2.00E+03	NA	NA	58.3%	Y	n	---	---	---	---	---	---	---	---	---	---	---	---	---	---	---	---	---	---
Beryllium	4.00E+00	NA	NA	0.0%	n	---	---	---	---	---	---	---	---	---	---	---	---	---	---	---	---	---	---	---
Cadmium	5.00E+00	NA	NA	10.0%	n	---	---	---	---	---	---	---	---	---	---	---	---	---	---	---	---	---	---	---
Cadmium (dissolved)	5.00E+00	NA	NA	0.0%	n	---	---	---	---	---	---	---	---	---	---	---	---	---	---	---	---	---	---	---
Chromium	1.00E+02	NA	NA	10.0%	n	---	---	---	---	---	---	---	---	---	---	---	---	---	---	---	---	---	---	---
Chromium (dissolved)	1.00E+02	NA	NA	0.0%	n	---	---	---	---	---	---	---	---	---	---	---	---	---	---	---	---	---	---	---
Cobalt	4.70E+00	NA	NA	0.0%	n	---	---	---	---	---	---	---	---	---	---	---	---	---	---	---	---	---	---	---
Copper	1.30E+03	NA	NA	0.0%	n	---	---	---	---	---	---	---	---	---	---	---	---	---	---	---	---	---	---	---
Copper (dissolved)	1.30E+03	NA	NA	0.0%	n	---	---	---	---	---	---	---	---	---	---	---	---	---	---	---	---	---	---	---
Iron	1.10E+04	NA	NA	0.0%	n	---	---	---	---	---	---	---	---	---	---	---	---	---	---	---	---	---	---	---
Iron (dissolved)	1.10E+04	NA	NA	0.0%	n	---	---	---	---	---	---	---	---	---	---	---	---	---	---	---	---	---	---	---
Lead	1.50E+01	NA	NA	20.0%	Y	n	---	---	---	---	---	---	---	---	---	---	---	---	---	---	---	---	---	---
Lead (dissolved)	1.50E+01	NA	NA	0.0%	n	---	---	---	---	---	---	---	---	---	---	---	---	---	---	---	---	---	---	---
Manganese	3.20E+02	NA	NA	0.0%	n	---	---	---	---	---	---	---	---	---	---	---	---	---	---	---	---	---	---	---
Manganese (dissolved)	3.20E+02	NA	NA	100.0%	Y	Y	---	---	3.22E+02	---	---	Y	---	---	1.14E+03	Y	---	---	3.33E+02	Y	---	---	Y	Y
Mercury	2.00E+00	NA	NA	0.0%	n	---	---	---	---	---	---	---	---	---	---	---	---	---	---	---	---	---	---	---
Mercury (dissolved)	2.00E+00	NA	NA	0.0%	n	---	---	---	---	---	---	---	---	---	---	---	---	---	---	---	---	---	---	---
Nickel	3.00E+02	NA	NA	0.0%	n	---	---	---	---	---	---	---	---	---	---	---	---	---	---	---	---	---	---	---
Nickel (dissolved)	3.00E+02	NA	NA	50.0%	Y	n	---	---	---	---	---	---	---	---	---	---	---	---	---	---	---	---	---	---
Selenium	5.00E+01	NA	NA	10.0%	Y	n	---	---	---	---	---	---	---	---	---	---	---	---	---	---	---	---	---	---
Selenium (dissolved)	5.00E+01	NA	NA	16.7%	Y	n	---	---	---	---	---	---	---	---	---	---	---	---	---	---	---	---	---	---
Silver	7.10E+01	NA	NA	0.0%	n	---	---	---	---	---	---	---	---	---	---	---	---	---	---	---	---	---	---	---
Silver (dissolved)	7.10E+01	NA	NA	0.0%	n	---	---	---	---	---	---	---	---	---	---	---	---	---	---	---	---	---	---	---
Thallium	2.00E+00	NA	NA	0.0%	n	---	---	---	---	---	---	---	---	---	---	---	---	---	---	---	---	---	---	---
Vanadium	6.30E+01	NA	NA	0.0%	n	---	---	---	---	---	---	---	---	---	---	---	---	---	---	---	---	---	---	---
Zinc	4.70E+03	NA	NA	0.0%	n	---	---	---	---	---	---	---	---	---	---	---	---	---	---	---	---	---	---	---
Zinc (dissolved)	4.70E+03	NA	NA	50.0%	Y	n	---	---	---	---	---	---	---	---	---	---	---	---	---	---	---	---	---	---

TABLE 10

HUMAN HEALTH RISK DRIVERS-GROUNDWATER (OFF-SITE)
RFI REPORT
FORMER MANUAL TRANSMISSIONS OF MUNCIE FACILITY
MUNCIE, INDIANA

Parameters (µg/L)	*Default Closure Level (DCL_{RTW}; IDEM Residential Tap Water)* [1]	*Default Closure Level (DCL_{RVI}; IDEM Vapor Exp. Resident)* [1]	*Default Closure Level (DCL_{CIVs}; IDEM Vapor Exp. Comm/Ind)*	*Det. Freq. (DF)*	*DF≥10%*	*Det.> SL $_{RTW}$*	*Det.> SL $_{RVI}$*	*Det.> SL $_{CIVs}$*	*Site-Specific Screening Level ($SSSL_{RECs}$)*	*Site-Specific Screening Level ($SSSL_{RVI}$)*	*Site-Specific Screening Level ($SSSL_{CIV}$)*	*Det.> SSSL $_{RECs}$*	*Det.> SSSL $_{RVI}$*	*Det.> SSSL $_{CIVs}$*	*RME (95% PRO UCL)*	*RME> SSSL $_{RECs}$*	*RME> SSSL $_{RVI}$*	*RME> SSSL $_{CIVs}$*	*CTE (Geo. Mean)*	*CTE> SSSL $_{RECs}$*	*CTE> SSSL $_{RVI}$*	*CTE> SSSL $_{CIV}$*	*Hot-Spot Risk Driver* [2]	*Site-Wide Risk Driver* [3]
	a	b	c			a	b	c	d	e	f	d	e	f										

Notes:

CIV - Commercial/Industrial Vapor
CTE - Central Tendency Exposure
DF-Detection Frequency
GW- Groundwater
IDEM - Indiana Department of Environmental Management
NA - Not Available or Applicable
PCB- Polychlorinated Biphenyl
REC - Recreator
RME - Reasonable Maximum Exposure
RTW - Residential Ingestion
RVI - Residental Vapor
SL - Screening Level
SSSL - Site Specific Screening Level
SVOCs- Semi-Volatile Organic Compounds
T - Trespasser
UCL - Upper Confidence Limit
VOCs- Volatile Organic Compounds

(1) Table A-6: Screening Levels Summary Table - March 2014 Screening Levels - Final - IDEM RCG.
(2) Constituent exceeding accable risk/hazard threshold at individual sample locations.
(3) Constituent exceeding accable risk/hazard threshold Site-wide.
(4) Vapor intrusion (VI) value not available from IDEM, VI value for 1,1-dichloroethylene used as a surrogate.
(5) Vapor intrusion (VI) value not available from IDEM, VI value for 1,2-dichloroethane used as a surrogate.

Appendix A

Relevant Historical Property Document Excerpts

Appendix A.1

ALTA / ACSM Land Title Survey

ALTA/ACSM LAND TITLE SURVEY

LEGAL

A part of the Northwest Quarter and a part of the Southwest Quarter of Section 16, Township 20 North, Range 10 East, more particularly described as follows, to-wit:

Beginning at a point in the West line of Elliott Street, as said Elliott Street is laid out and platted in the T. F. Rose First Addition to the City of Muncie, Indiana at the point of intersection of the West line of said Elliott Street with the North line of the Southwest Quarter of Section 16, Township 20 North, Range 10 East; thence South 00°-06'-45" West and on and along the West line of said Elliott Street 1,299.74 feet to its intersection with the North line of 8th Street, as said 8th Street is laid out and platted in the T. F. Rose First Addition to the City of Muncie, Indiana; thence North 90°-00'-00" West and on and along the North line of said 8th Street and said line extended West 1,847.15 feet to a point 30.0 feet East of the East line of Perkins Avenue, as said Perkins Avenue is laid out and platted in J. J. Perkins Addition to the City of Munice, Indiana; thence in a Northwesterly direction on a curve to the right, said curve having a radius of 30.0 feet and a long chord distance of 42.43 feet to its intersection with the East line of said Perkins Avenue at a point 40.0 feet North of the Southwest Corner of Lot 206 in said J. J. Perkins Addition; thence North 00°-00'-00" East and on and along the East line of said Perkins Avenue 1,102.80 feet to its intersection with the South Right-of-Way line of the Conrail Railroad (formerly the C.C.C. & St. Louis Railroad); thence North 76°-50'-45" East and on and along the said South Right-of-Way Line of said Conrail Railroad 1,930.93 feet to its intersection with the West line of Elliott Street in the T. F. Rose First Addition to the City of Muncie, Indiana; thence South 00°-06'-45" West and on and along the West line of said Elliott Street 271.34 feet to the point of beginning.

EXCEPTING THEREFROM Lots 292, 291 and the West (four) 4.0 feet of Lot 290 and the South Half of the vacated alley lying adjacent and North of the above described lots, all in J. J. Perkins Addition to the City of Muncie, Indiana. Containing after said Exception 58.012 acres, more or less.

(The above description is intended to include all of T. F. Rose First Addittion East of Elliott Street heretofore vacated and the following lots in J. J. Perkins Addition to the City of Muncie, Indiana; Lots 193 thru 206, except South ten (10.0) feet, Lots 217 thru 230, Lots 241 thru 254, Lots 265 thru 278, Lot 289, the East 46' of Lot 290, Lots 293 thru 302, Lots 317 thru 326; ALSO including vacated 5th Street from the East line of Perkins Avenue to the West line of Sampson Avenue, vacated 6th Street, from the East line of Perkins Avenue to the East line of the J. J. Perkins Addition, vacated 7th Street from the East line of Perkins Avenue to the East line of the J. J. Perkins Addition, and vacated Sampson Avenue from the South line of 5th Street to a point 10.0 feet North of the North line of 8th Street. ALSO, all of the vacated alley between Lots 317 thru 326 and Lots 293 thru 302, all of the vacated alley between Lots 265 thru 268 and Lots 241 thru 244, all of the evacated alley between Lots 269 thru 278 and Lots 245 thru 254, all of the vacated alley between Lots 217 thru 220 and Lots 193 thru 196, all ov the vacated alley between Lots 221 thru 230 and Lots 197 thru 206 and the South Half of the vacated alley adjacent to Lots 289 and the East 46' of Lot 290).

ALSO the following described parcel of land, more particularly described as follows, to-wit:

Beginning at the Southwest corner of Lot 148 in J. J. Perkins First Addition to the City of Muncie, Indiana (being the intersection of the East line of Sampson Avenue and the North line of 9th Street); thence North on the East line of said Sampson Avenue 301.7 feet to the South line of 8th Street; thence East on the South line of said 8th Street and said South line extended East 858.8 feet to the West line of Birch Street, as said street is laid out and platted in Winton Place, an Addition to the City of Muncie, Indiana; thence South on the West line of said Birch Street and said West line extended South 182.5 feet to a point 17.5 feet South of the North line of said 9th Street in said Winton Place; thence West and parallel with the North line of said 9th Street 350.0 feet; thence South 3.82 feet; thence in a Southerly and Westerly direction on a curve to the left, said curve having a radius of 137.5 feet and an arc distance of 153.74 feet to its intersection with the North line of 9th Street extended; thence West on the North line of said 9th Street and said line extended 210.0 feet to the East line of Lot 145 in J. J. Perkins First Addition; thence South on the said East line 10.0 feet to the Southeast corner of said Lot 145; thence West on the North line of said 9th Street 200.0 feet to the point of beginning. Estimated to contain 4.907 Acres, more or less.

(The above description is intended to include all of the following, Lots 70 thru 75 except North 10.0 feet, Lots 219 and 223 except North 10 feet; Lots 220, 221, 222, 224, 225, 226, 227 and 228, the vacated North 17.5 feet of 9th Street, vacated Pierce Street, the vacated alley lying adjacent to and West of Lots 223 thru 228, all in Winton Place, an addition to the City of Muncie, Indiana; also intended to include Lots 169 thru 172, and Lots 145 thru 148 and a vacated alley lying between Lots 169 thru 172 and Lots 145 thru 148 all in J. J. Perkins First Addition.)

ALSO, the following described parcel of land, more particularly described as follows, to-wit:

All of Lots 7, 8, 14, 15, 16, 23, 24, 25, 46, 47, 48, 69, 70, 71, 92, 93, 94 in T. F. Rose First Addition to the City of Muncie, Indiana and the following vacated alley and street; vacated 6th Street between Lots 46 thru 48 and Lots 69 thru 71, and vacated alley between Lots 69 thru 71 and Lots 92 thru 94 all in T. F. Rose First Addition to the City of Muncie, Indiana.

ALSO, the following described parcel of land, more particularly described as follows, to-wit:

Lots 63, 64, 65, 66 and 67, except the North ten (10.0) feet and also the vacated North 17.5 feet of 9th Street lying adjacent to Lots 63 thru 67 all in Winton Place, an Addition to the City of Muncie, Indiana.

Subject to all easements of record for utilities.

SURVEYOR'S REPORT

Survey ordered by: Fred Zehnder
General Motors Corporation Worldwide Real Estate
Renaissance Center - 38th Floor
Detroit, Michigan 48265

Owner of Record: General Motors
Type of Survey: Retracement
Purpose for Survey: ALTA/ACSM Land Title survey for possible disposal of property.

THEORY OF LOCATION:

The following referenced plats were used, The plat of T. F. Rose First Addition as recorded in Plat Book 4, Page 19, the pl;at of J. J. Perkins First Addition as recorded in Plat Book 2, Page 73 and Winton Place Addition as recorded in Plat Book 2, Page 23 all in the City of Muncie, Indiana, and recorded in the Office of the Recorder of Delaware County, Indiana. We were also given documents from personel of New Venture Gear from within the engineering department that included a ground and aerial survey dated August of 1965 by Abrams Aerial Survey Corporation of Lansing, Michigan in conjunction with William & Works, civil engineers and surveyors of Grand Rapids, Michigan. Also, surveys that were done by Harold K. Morrison in the mid 1960's, in which I participated on a field crew in surveying properties in Winton Place Addition for at that time a future parking lot.
The basis of bearing for this survey is the deed bearing of North 76 degrees 50 minutes 45 seconds East on and along the South right-of-way line of the Norfolk & Southern Railroad (formerly the C.C.C. & St. Louis Railroad) as definded by the current location of the two sets of railroad rails. The actual bearing between the two brass disk monuments on the South right-of-way line of said Railroad which is the North line of the property in question is North 76 degrees 50 minutes 55 seconds East. The baseline used for this survey with regards to the subsequent calls is the East line of Sampson Avenue as platted in J. J. Perkins First Addition between Fifth Street and Eighth Street, and as noted by found moaments as follows: A brass disc in concrete held at the point of intersection of the East line of Sampson Avenue and the North line of Fifth Street. A #4 existing iron rod with a missing and assumed brass disc was found and held at the point of intersection of the East line of Sampson Avenue and the South line of Eighth Street. The distance between said Brass disc and the existing iron rod per Abrams survey is 980.96 feet. The distance as measured on this survey was found to be 980.98 feet. Using the baseline in conjuction with said Abrams survey, the Southwest corner of the 10 feet off of the South side of Lot 196 in said Perkin's Addition, and the Southeast corner of Lot 159 in T. F. Rose First Additon were then calculated to establish the North line of Eighth Street. A brass disc in concrete was held at the point of intersection with the East line of Perkins Avenue with said South right-of-way thereby establishing said South right-of-way line. A point 10 feet North of the Southwest corner of Lot 206 in said Perkins Addition was then calculated by the bearing-bearing method: The said North line of Eighth Street as established by intersecting the East line of Perkins Avenue (said East line of Perkins Avenue by establishing the centerline of said Avenue by curb splits) and the East line established by the point 10 feet North of the Southwest corner of Lot 206 to the exsiting brass disc at the intersection of the East line of Perkins Avenue and the Southerly right-of-way line of said Railroad. Two points of tangency were then established by stricking an arc from the point established 10 feet North of the Southwest corner of Lot 206 in said Perkins Addition at a radius of 30 feet. One tangent point being on the East line of Perkins Avenue and the other being on the North line of Eighth Street as now located, In the summation of this part of the 58.29 Acre (deed) tract being bounded on the North by the Southerly right-of-way line of the Norfolk & Southern Railroad, the East line being the West line of Elliott Street, the South being the North right-of-way line of Eighth Street and the West being the East line of Perkins Avenue. Contained within said 58.29 Acre tract is believed to be owned by Indiana & Michigan Electric Company which I have no deed for, just as an exception in the General Motors legal description. The exception is Lots 292, 291 and the West 4 feet of Lot 290 and the South Half of a 10 foot vacated Alley lying adjacent to and North of said Lots all in J. J. Perkins First Addition. The boundary of this parcel was established from the aforesaid Abram's survey and after said exception this parcel became 57.98 Acres (deed).
Considering that part of this survey which is along and East of Elliott Street, the East line of said T. F. Rose First Addition was established by calculating the Southeast corner of Lot 162 regular from the Southeast corner of Lot 159 and holding (for line only) a one inch brass pin on and along said East line between Lot 9 and Lot 16. Said East line as now established was then extended Northwardly to intersect the centerline of Willard Street as established by curb splits. The resulting point of intersection was then mathematically adjusted 0.9 of a foot Northwardly to better fit with other control found. The resulting distance between the Southeast corner of Lot 162 and the centerline of Willard Street is 1297.61 feet (measured) compared to 1298.24 feet (platted). The distance between the centerline of Elliott Street and said point of intersection on the centerline of Willard Street measured East along the centerline of Willard Street to the East line of said Addition a distance of 150.46 feet (measured) compared to 150.65 feet (platted). The West line of the Northwest Quarter of the Southeast Quarter of Section 16, Township 20 North, Range 10 East was established by holding an existing railroad spike in Eighth Street at or near the Southwest corner of the said Quarter-Quarter Section and the said point of intersection in the centerline of Willard Street the property corners were then calculated and monuments found were held if possible.
Considering that part of this survey which ia along and South of Eighth Street, the South line of Eighth Street was called parallel with the North line of Eighth Street and at 60 feet distance. Monuments were found and held at the Southeast corner of Lot 148, Northwest corner of Lot 172 and the Northeast corner of Lot 219, all in Winston Place, an Addition to the City of Muncie, Indiana (recorded in Plat Book 2, Page 23). Monuments found on and along the East line of Lot 63 and Lot 70 in said Winston Place were held for line only. Property corners were then calculated with the North line of Ninth Street making them parallel with the North line of Eighth Street, as now established.

OBSERVATIONS

The point of beginning of the legal description of the 59+ Acre tract was not a found monumented on this survey, but was calculated from the best available evidence. The resulting distance to the South right-of-way line of the Norfolk & Southern Railroad is 273.48 feet measured compared to 271.34 feet, deed distance.
The Southwest corner of the Northwest Quarter of the Southeast Quarter of Section 16, Township 20 North, Range 10 East is shown on the recorded plat of T. F. Rose First Addtion, as a stone being 28.2 feet South of the North line of Eighth Street
The existing railroad spike at or near the said Southwest corner of the said Quarter Section is 30.26 feet South of the said North line of Eighth Street. The distance from the existing railroad spike Northward to the centerline of Willard Street as established on this survey is 1328.85 feet (measured) compared to 1326.5 feet (platted).
The curbs on Perkins Avenue and Elliott Street, respectively, were older (50+ years) and said curbs on either side of both Streets were relatively parallel. The curbs on either side of Eighth Street varied from parallel by 2 feet, more or less. from Perkins Avenue to Elliott Street and therefore, a curb split was not used.
A report by Abrams Aerial Survey Corporation in conjunction with their ground and aerial survey dated August 1965 states that, "the property lines were determined by actual field survey and follow the lines of former surveys mentioned previously, City of Muncie street line control data and by their stakes and / or monuments found." The former surveys mentioned include, but are not limited to, "Maps or former property line surveys prepared by others on portions of the plant property." Because, in the course of this survey, several existing monuments were not used, a serch for prior field notes was conducted including contacting Abrams and Williams & Works in Grand Rapids, Michigan, and on site engineering files. No field notes were found and it appears that from this survey it can be concluded that at least some of the control referred to by Abrams, has been destroyed by building expansion, street reconstruction, sidewalk and curb improvements, fence line construction and removal and utility improvments and repairs. Also, due to a fence line encroachment on the Eighth Street parking lot, Morrison & Associates, a surveying firm in Muncie, Indiana, was contracted to do a boundary survey of a portion of said property in 1973. Drawings found in the on site files clearly show that said firm did not hold some of the monuments found during their survey, but instead, they set their own monuments (P.K. Nails) for more accurate relocation of existing fence lines.
During the course of this survey, over 50 P.K. Nails were found that had been set by others. Some of those nails appeared to be at or near property corners while others appeared to be points on line. It has been concluded as a result of this survey that said nails were set in a systematic way for the purpose of defining the location of parking spaces and lines. Said nails were not considered in the calculations of property corners.
There is an area between the East line of T. F. Rose First Addition and the West line of the Northwest Quarter of the Southeast Quarter of Section 16, Township 20 North, Range 10 East, of varying width, between Fifth Street and Seventh Street which we occupy based on asphalt parking lot improvement up to the existing chain link fence.
Conversations with on site personnel indicated that the parking lot between Fifth Street and Seventh Street on the East side of Elliott Street may be sold to the East adjoiner. It was uncertain weather or not the Southern portion would be included so the boundary of Lots 92, 93, 94 and half of a vacated Alley adjacent to the North was calculated. There is an existing chain link fence along the centerline of said vacated Alley.

SCHEDULE B – EXCEPTIONS

75 Reservation of easement of Central Indiana Gas Company over that part of 5th Street from the east property line of Sampson Avenue to the east curb line of Perkins Avenue, a distance of approximately 560 feet; also, all that part of Sampson Avenue from the south property line of 5th Street extending south 105 feet, and reservation of easement to Indiana & Michigan Electric Company over the 50 foot right-of-way of West 5th Street as it was platted prior to its vacation by this Decree, commencing at the east line of Perkins Avenue and extending to the east line of Sampson Avenue as it was platted prior to the vacation of this Decree. Also the east 39 feet of the right-of-way of Sampson Avenue as it existed prior to its vacation by this Decree, commencing at the north line of said West 5th Street and running south to the center line of West 6th Street as it existed prior to its vacation by this Decree. Together with the right of ingress and egress to, from and over said right-of-way, as granted by the Delaware Circuit Court in the order vacating said streets, Cause No. 76/454 dated October 29, 1976. (Affects property, plotted)

76 Reservation of easement contained in a deed from Indiana & Michigan Electric Company to General Motors Corporation, dated Oct. 22, 1969 and recorded Jan. 20, 1970 in Deed Record 1970 page 327, over the North 13 feet of the following described tract: A part of vacated Sixth Street in the J. J. Perkins First Addition to the City of Muncie, Indiana, more particularly described as follows, to wit: Beginning at the Southwest corner of Lot 292, Block 19, in the J. J. Perkins First Addition to the City of Muncie, Indiana, said plat being shown in Plat Book 2, page 73 in the Recorder's Office of Delaware County, Indiana; thence East on the South line of Lots 292, 291 and 290, Block 19, in the said J. J. Perkins First Addition to the City of Muncie, Indiana, one hundred four (104) feet; thence South parallel with the East right-of-way line of Sampson Avenue, as the said Sampson Avenue is shown in the said J. J. Perkins First Addition to the City of Muncie, Indiana, twenty-five (25) feet to the center line of the now vacated Sixth Street; thence West on the center line of the said now vacated Sixth Street, one hundred four (104) feet to the East right-of-way line of the said Sampson Avenue; thence North on the East right-of-way line of said Sampson Avenue, twenty-five (25) feet to point of beginning. (Affects property, plotted)

Being and intended to be the North Half of vacated Sixth Street contiguous with Lots 292, 291 and 290, Block 19 in the said J. J. Perkins First Addition to the City of Muncie, Indiana; said Sixth Street being vacated under Circuit Court Cause 66/266, August 26, 1966.

77 Easement from General Motors Corporation to Indiana & Michigan Electric Company, dated Oct. 22, 1969 and recorded Jan. 20, 1970 in Deed Record 1970 page 330, over the following described tracts: A strip of land Sixteen (16) feet of equal width on either side of a center line which begins at a point on the North line of the vacated alley between Lots Twenty Six (26) and Forty Nine (49) of Rose 1st Addition Two hundred and eighteen and two tenths (218.2) feet East of the center line of Sampson Avenue and extends in a Northeasterly direction a distance of Two Hundred and twenty-three and fifteen one hundredths (223.15) feet to a point Two hundred and forty and seven tenths (240.7) feet East of the center line of Sampson Avenue and seventy-two (72) North of the center line of vacated Fifth (5th) Street.

Also a strip of land Twenty (20) feet of equal width on each side of a center line beginning at a point on the East side of Elliott Street which is Three hundred and eighty-eight and twenty-four hundredths (388.24) feet South of the center line of Willard Street, thence East parallel with the center line of Willard Street a distance of Eighty (80) feet.

Also the North 13 feet of vacated Sixth Street, contiguous with Lots 289, 290, Block 19 in the J. J. Perkins First Addition to the City of Muncie, and Lot 49 of T. F. Rose 1st Addition to the City of Muncie, said Sixth (6th) Street, having been vacated under Circuit Court Cause 66/266 August 26, 1966. (Affects property, plotted)

78 License from General Motors Corporation to Indiana & Michigan Electric Company to revise and relocate facilities, dated Nov. 18, 1976 and recorded Feb. 9, 1977 in Deed Record 1977 page 489, located as shown on the plat at page 495, copy attached. (Affects property, plotted)

79 Easements, if any, for public utilities or facilities installed in any portions of the vacated streets and alleys hereinabove described, together with rights of ingress and egress to maintain, replace or remove the same. (Affects property, not plotable)

80 Easement from H. F. Howard et ux to Indiana & Michigan Electric Company, dated March 20, 1947 and recorded August 29, 1947 in Deed Record 96 page 386, size and location of easement not specified, covering Lot 64 in Winton Place. (Affects property, not plotted, no defined location)

81 Easement from Edith E. Osbun et al to Indiana & Michigan Electric Company, dated April 5, 1947 and recorded August 29, 1947 in Deed Record 296 page 387, limited to overhang of wires only, covering Lot 63 in Winton Place. (Affects property, plotted)

82 Easement from Atha McMichael to Indiana & Michigan Electric Company dated October 20, 1965 and recorded February 8, 1966 in Deed Record 460 page 534, described as follows: Beginning at a point on the south line 11 feet east of the southwest corner of Lot 75, Winton Place, running thence north 50 feet; thence east 8 feet; thence south 50 feet; thence west 8 feet to the place of beginning. (Affects property, plotted)

PLATS, NOTES AND WITNESSES:

The following previous surveys and plats were referenced.
-The plat of Winton Place, an Addition recorded in Plat Book 2, Page 23.
-The plat of J. J. Perkins First Addition as recorded in Plat Book 2, Page 73.
-The plat of Muncie Land Company Subdivision of W. S. Hall Addition as recorded in Plat Book 2, Page 28.
-Notes from files of the Manual Transmission of Muncie, LLC a division of General Motors.
-Valuation Map V-40 over 16 dated June 30, 1915, of the C.C.C. & St. Louis Railroad Right-of-Way Map
-The plat of T. F. Rose First Addition as recorded in Plat Book 4, page 19.
-Also other notes and witnesses on file in the offices of Richard E. Ward & Associates, and in other Delaware County Offices.

UNCERTAINTY IN LOCATION OF LINES AND CORNERS:

1) Availability and condition of reference monuments:
-Monuments were found and held as shown on the plat above. Monuments found are presumed to be those set from previous surveys as identified above.
-Unless otherwise noted on the plat, found monuments were undisturbed, in good condition, and at or near grade.

2) Occupation or possession lines:
-There was no observable evidence of occupation or possession defining the lines surveyed, except as noted on the plat above.

3) Clarity or ambiguity of record descriptions used:
-There does not appear to be any ambiguity in the recorded description.

4) Classification of survey:
-This is an "Urban" Survey according to Title 865, Article 1, Rule 12 of the Indiana Administrative Code and is within the relative positional accuracy as allowed in this type of survey.

NOTES:

1) Dimensions on this plat are expressed in feet and decimal parts thereof, and are the measured values.

2) The basis of bearings for this survey was the South right-of-way line of the C.C.C. & St. L. Railroad (now the Norfolk & Southern Railroad), as evidence by found monuments. Bearings are based on said monuments and are used to denote angles only.

3) Survey monuments set for the survey are 5/8 inch diameter 30 inch long rebar set at grade with "REW FIRM 0076" identification caps, unless otherwise noted on plat.

4) A commitment for title insurance, Lawyers Title Insurance Corporation Commitment No. 262742, was provided for use on this survey. Surveyor has made no investigation or independent search for easements of record, encumbrances, restrictive covenants, ownership title evidence, or any other facts that an accurate and current title search may disclose.

5) Fence lines, as shown, are for informational purposes only. This survey does not warrant the right of possession or ownership of that part of the within described real estate lying between said fence lines and deed lines.

6) Unless specifically shown hereon, this survey does not purport to indicate the presence or absence of storage tanks, asbestos, contaminants, or other hazardous or environmentally injurious materials; and the surveyor expressly disclaims any responsibility or liability for the same.

7) A search for easements of record is not to be implied by this survey. Matters of zoning compliances is not expressed or guaranteed by this survey.

LAND SURVEYOR CERTIFICATE

To General Motors Corporation Worldwide Real Estate, Lawyers Title Insurance Corporation:

This is to certify that this map or plat and the survey on which it is based were made in accordance with the "Minimum Standard Detail Requirements for ALTA/ACSM Land Title Surveys," jointly established and adopted by ALTA and NSPS in 2005, and includes Items 1, 2, 3, 4, 7(a), 7(b)(1), 7(c), 8, 9, 10, 11(a), and 13 of Table A thereof. Pursuant to the Accuracy Standards as adopted by ALTA and NSPS and in effect on the date of this certification, undersigned further certifies that in my professional opinion, as a land surveyor registered in the State of Indiana, the Relative Positional Accuracy of this survey does not exceed that which is specified therein.

Date: February 2, 2007

RICHARD E. WARD Registered Land Surveyor No. S0432

ICHARD E. WARD & ASSOCIATES
PROFESSIONAL LAND SURVEYORS
LOT & FARM SURVEYS - SUBDIVISION LAYOUTS - MORTGAGE SURVEYS
P. O. BOX 172 - ANDERSON, INDIANA 46015 - (765 643-8078)

ALTA/ACSM LAND TITLE SURVEY OF PART OF THE NORTHWEST 1/4 AND PART OF THE SOUTHWEST 1/4 OF SECTION 16, TOWNSHIP 20 NORTH, RANGE 10 EAST, DELAWARE COUNTY, INDIANA

SCALE: 1" = 60'	REVISIONS	JOB NO.	SHEET 1
DATE: February 2, 2007		101106-26745	
DRAWN BY: RWM			OF TWO
CHECKED BY: REW			

ALTA/ACSM LAND TITLE SURVEY

PICTORIAL VIEWS

VICINITY MAP
NOT TO SCALE





LEGEND

SURVEY MARKER SET (1/5" IRON REBAR) WITH RUN CAP (SEE BELOW)	HANDICAP PARKING SPACE	SIGN	
	POWER POLE	INTERLOCKING SUPPORT	
	A/C UNIT	CATCH BASIN	
	MANHOLE	CURB INLET	
	WATER METER	MONITORING WELL	
	LIGHT	BUILDING	
	GAS METER	ASPHALT	
SURVEY MARKER FOUND AS NOTED ON PLAT	BALLAST	CONCRETE	
(M) MEASURED	FIRE HYDRANT	STONE	
(C) CALCULATED	WATER VALVE		
(D) DEED	FIRE VALVE		
(P) RECORDED PLAT	GAS VALVE		
	GUY ANCHOR		

FLOOD STATEMENT

According to the National Flood Insurance Boundary and Floodway Map No. 180051 0004C, dated December 3, 1987, said property is in Zone "C" "areas of minimal flooding".

NORFOLK & SOUTHERN RAILROAD
(Formerly the C. C. C. & St. L. RAILROAD)

65.998 ACRES± TOTAL
57.987 ACRES±

0.602 ACRE±

1.615 ACRE±

4.747 ACRES±

1.047 ACRES±

J. J. PERKINS FIRST ADDITION
PLAT BOOK 2, PAGE 73

T. F. ROSE FIRST ADDITION
PLAT BOOK 4, PAGE 19

MINTON PLACE
PLAT BOOK 2, PAGE 23

WILLARD STREET

FIFTH STREET

SIXTH STREET (VACATED)

SEVENTH STREET (VACATED)

EIGHTH STREET

NINTH STREET

ELLIOTT STREET

BIRCH STREET

PIERCE STREET

SAMPSON STREET

ROSS STREET (VACATED)

SAMPSON STREET (VACATED)

PIERCE STREET (VACATED)

BIRCH STREET (VACATED)

ALLEY (VACATED)

RICHARD E. WARD & ASSOCIATES
PROFESSIONAL LAND SURVEYORS
MR. R. EARL WARD II REGISTERED LAND SURVEYOR
P. O. BOX 742 ANDERSON, INDIANA 46015 (765) 642-6670

ALTA/ACSM LAND TITLE SURVEY OF PART OF THE NORTHWEST 1/4 AND PART OF THE SOUTHWEST 1/4 OF SECTION 34, TOWNSHIP 20 NORTH, RANGE 10 EAST, DELAWARE COUNTY, INDIANA

Property address: Muncie Transmission Plant, Muncie, Indiana
Proposed purchaser/s: N/A
Survey and certified: February 2, 2007

SCALE: 1" 60'-0"	REVISIONS	JOB NO.	SHEET 2
DATE: February 2, 2007		10110-0625	OF TWO
DRAWN BY: RWM			
CHECKED BY: RER			

Appendix A.2

Former Delco Remy Property Drawings

GRANTEE	GRANTOR	INSTRUMENT	DATE	REC. BOOK	RECORDED	REMARKS
Van Pelt & Brown Corp.	Tal Wagner Co.	Warranty Deed	Nov 17, 1919	368	178	N½ SW¼ Sec 14-TP 22N-R 8E - Lots 307-324-324-327-324 John I. Parsons Addn. (124 A.)

GRANTEE	GRANTOR	INSTRUMENT	DATE	REC. BOOK	RECORDED	REMARKS
Van Pelt & Brown Corp.	Delco Remy	Warranty Deed	Dec. 29, 1933	324	225	Deed Dated 3-5-1918 Rec. 364 Page 525
Delco Remy	Machalk Trust	Warranty Deed	Nov. 2, 1938	332	214	T.P. East 14.644' - All Lots Here in except 9 - 14 22-14-17, all Lots 188

N

Property Line C.C.C. & St. L. R.R. Co.

Property Line C.C.C. & St. L. R.R. Co.

Property Line - North Line of 5th Street

Property Line - North Line of 5th Street

Delco Remy Division Property
General Motors Corporation

Parking

Municie Products Division Property
General Motors Corporation

See Also Pg. 548
Dated 7/22-47

Property Survey — Contours

Delco Remy Division General Motors Corporation
Municie Indiana

Date 12-30-39 Scale 1"=32'
Revised Nov 28, 1942

By W. E. Platt
Delco Remy Division
Anderson, Indiana.

FIFTH STREET 50'

WILLARD STREET 50'

W. 5th. STREET 45'

ELLIOTT AVENUE

SAWYER AVE. 50'

Delco Remy Parking Lots

Mount Pleasant Building

Municipal Building

Gas Tanks

Concrete Tunnel

Concrete Culvert

Building 114'x 400' Van Pelt Contracting Co. Area 51,100 sq. ft.

Building 40'x 60' Steel Construction Area 2,400 sq. ft.

Building 40'x 60' Steel Construction Area 2,400 sq. ft.

Building 40'x 60' Steel Construction Area 2,400

Scattered 2 Sto Wd Dwgs extend for several hundred feet beyond

Scattered 2 Sto Wd Dwgs extend for several hundred feet beyond

Plant extends for several hundred feet beyond

Plant extends for several hundred feet beyond

Vacant land extends for several hundred feet beyond

FOR REMAINDER OF INDEX No. 55827
SEE SERIAL No. 45302

FOR REMAINDER OF PLAN
SEE SERIAL No. 45303

CONSTRUCTION- Roofs, floors, and suspended ceilings on steel frame 281,767 sq ft or 89% reinforced steel beams or steel 35,500 sq ft on timber 18,275 sq ft or 25% steel deck on purlins on steel frame or on steel beams or steel trusses 49,730 sq ft or 9% concrete or precast concrete on steel beams or steel trusses 29,399 sq ft or 6% boards on joists or fiber board on joists some reinforced concrete

GENERAL MOTORS CORPORATION
"DELCO-REMY DIVISION"
Muncie, Ind.

Surveyed August 27 1954 — Scale fine 80 ft
Surveyed By W F Wagg — By B K Cox

FACTORY MUTUAL ENGINEERING DIVISION
Associated Factory Mutual Fire Insurance Cos.
Norwood, Mass.

SERIAL 45302
Replacing 35548
INDEX 55827

PMB 25

3RD FLOOR-BLDG 75

BLDG #75 36,405 SQ.FT.

2ND FLOOR-BLDG. 75

BLDG #75 36,405 SQ.FT.

MAIN LINE N.&W. R.R.

N.&W. PASSING TRACK

TO WINNIPEG, ETC. WESTWARD MAIN TRACK - N.Y.C. R.R. EASTWARD MAIN TRACK N.Y.C. R.R. TO CLEVELAND

N 76° 44' 30" E 1182.07'

BLDG. #71 76,880 SQ.FT.

BLDG #26, 115,471 SQ.FT.

BLDG #72 14,231 SQ.FT.

BLDG #75 37,365 SQ.FT.

BLDG #39 8000 SQ.FT.

BLDG #74 14,193 SQ.FT.

PLATE CARING ROOM

BLDG #74 39,880 SQ.FT.

PROGRESS SHOP

BLDG #1 11,746 SQ.FT.

BUILDING #2 181,574 SQ.FT.

TRUCK CHARGING

TOOL ROOM MAIN BLDG

MAINTENANCE SHOP

TOOL CRIB

WAX ROOM

LOCKER ROOM BLDG #73 6,796 SQ.FT.

STORAGE

BLDG #4 1600 SQ.FT.

TUNNEL

BUILDING #68 11,200 SQ.FT.

TOWER

BLDG #78 BISCUIT FLY LOCKER ROOM

LUNCH ROOM

2ND FLOOR-BLDG 73

14,098 SQ.FT.

DELCO PARKING

DELCO PARKING

DELCO PARKING

Appendix A.3

Oblique Aerial Photographs of the Site



DRAFT

figure B.1

CHEVROLET MOTOR DIVISION PLANT PHOTOGRAPH (1950)
CURRENT CONDITIONS REPORT
GM MANUAL TRANSMISSIONS OF MUNCIE
Muncie, Indiana



DRAFT

figure B.2

CHEVROLET MOTOR DIVISION PLANT PHOTOGRAPH (1964)
CURRENT CONDITIONS REPORT
GM MANUAL TRANSMISSIONS OF MUNCIE
Muncie, Indiana



DRAFT

figure B.3

NEW VENTURE GEAR PLANT PHOTOGRAPH (1993)
CURRENT CONDITIONS REPORT
GM MANUAL TRANSMISSIONS OF MUNCIE
Muncie, Indiana

Appendix A.4

Quench Oil Material Safety Data Sheets

Revision Date: May 5, 2006

Material Safety Data Sheet

Houghto Quench G

Section I- Product Identification

Product Name: **Houghto Quench G**
Product Code: 34100719
Product Use: Metal Annealing or Tempering

Supplier: **Houghton Canada Inc.**
Site: 100 Symes Road
Toronto, Ontario, M6N 3T1
Mail: P.O. Box 113 Station D
Toronto, Ontario, M6P 3J5
Phone number: 416-763-4691
DUNS number: 20-167-2573

Manufacturer: Same as supplier

For spill or medical emergencies,
Monday to Friday, 8:30 am to 4:30 pm, (office hours), call Houghton Canada Inc at 416-763-4691.
All other times, call Canutec at 613-996-6666.

Proper Shipping Name:	Petroleum Oil or Grease – N.O.S.
TDG Classification:	Non Hazardous
WHMIS Hazard:	D2B

Section II- Hazardous Components

Material Description	CAS No.	Percent	Hazard
Mineral Oil	64742-65-0	60 – 100	LD50 (oral, rat): Not available LD (oral, rat): > 5 g/kg LD50 (dermal, rabbit): Not available LD (dermal, rabbit:): >5 g/kg LC50 (inhalation, rat): Not available

Section III-Physical Data

Physical State	Liquid	Vapor Pressure (mm Hg)	<1
Appearance and Odour	Dark clear liquid, mineral oil odour	Evaporation Rate (BuAc = 1)	<0.01
Odour Threshold (ppm or mg/m^3)	Not available	Vapor Density (Air=1)	>11
Boiling Point (°F)	>500	Coefficient of water/oil distribution	Not available
Freezing Point (°F)	Not available	Soluble in water	Insoluble
Specific Gravity (Water = 1)	0.867	pH Neat	Not applicable

Section IV-Fire and Explosion Hazard Data

Flash Point (°F): >340 Method Used: C.O.C.

Auto-ignition temperature: Not determined

LEL: Not determined

UEL: Not determined

Flammability: Product is a combustible liquid at elevated temperatures. Product will burn above its flashpoint.

NFPA Classifications: Health: 1
Fire: 1
Reactivity: 0

Extinguishing Methods: Use carbon dioxide, foam or dry chemical.

Special Fire Fighting Instructions: Firefighters should wear a full set of protective clothing and self-contained breathing apparatus when fighting fires involving product. Fires involving product should be fought upwind from the maximum distance possible. Cool containing vessels with water spray in order to prevent possible pressure build-up, autoignition or explosion.

Unusual Fire and Explosion Hazards: None known.

Sensitivity to mechanical impact: None known.

Sensitivity to static discharge: None known.

Hazardous products of combustion: May produce toxic or suffocating gases, smoke and irritating vapours as products of incomplete combustion. Oxides of carbon may be formed if involved in a fire or subjected to intense heat.

Section V- Toxicological Properties

Threshold Limit Value (TLV) and Permissible Exposure Limit (PEL):

Material Description	CAS No.	Exposure Limits		
		ACGIH TLV		OSHA PEL
		TWA	STEL	TWA
Mineral Oil	64742-65-0	5 mg/m^3 *	10 mg/m^3 *	5 mg/m^3 *
Intermediate Resin	8052-42-4	0.5 mg/m^3	Not available	Not available

*Exposure limit values are measured as oil mist.

Primary Routes of Exposure – Eyes, skin, inhalation

Chronic or Recurrent Effects: None known

Reproductive Effects: None known
Teratogenicity: None known
Embryotoxicity: None known
Mutagenicity: None known

Carcinogens as defined by:

NTP: Based on current information, none of the components of this product that are known to be present in a quantity greater than 0.1% are listed by NTP as carcinogenic.

IARC: Based on current information, none of the components of this product that are known to be present in a quantity greater than 0.1% are listed by IARC as a group 1 or 2 carcinogen.

ACGIH: Based on current information, none of the components of this product that are known to be present in a quantity greater than 0.1% are listed by ACGIH as a group A1 or A2 carcinogen.

OSHA: Based on current information, none of the components of this product that are known to be present in a quantity greater than 0.1% are listed as a carcinogen by OSHA.

Synergistic products: None known.
Sensitization to product: None known.

Acute Effects:

Inhalation: Avoid breathing product mists. Breathing product mists in excess of the TLV may cause irritation of the upper respiratory tract. Persons with chronic respiratory disease may show increased symptoms due to irritation.

Skin: Short term exposure is not expected to cause skin irritation. Prolonged or repeated contact may cause skin irritation.

Eyes: May be a mild irritant.

Ingestion: Ingestion of small quantities is not likely to cause any significant effects. This product is expected to have a low oral toxicity. Ingestion of mineral oils may lead to aspiration of the liquid. This may result in irritation of the upper respiratory tract.

Section VI – First Aid Measures

Inhalation: Remove person to source of fresh air. If breathing has stopped, apply artificial respiration and administer oxygen if necessary. Oxygen should only be administered by qualified personnel. Seek medical attention.

Skin: Wash skin with water and soap. Remove contaminated clothing and launder before reusing. Seek medical attention if irritation occurs or persists.

Eye: Flush eye with large amount of water for 15 minutes while holding eyelids open. Seek medical attention.

Ingestion: Do not induce vomiting. Seek medical attention. If vomiting occurs spontaneously, keep head below hips to prevent aspiration of liquid into the lungs.

Note to Physicians: No specific antidote known. Based on individual reactions of the patient, the physician's judgment should be used to control symptoms and clinical conditions.

Section VII - Reactivity Data

Stability: Stable [X] Unstable [ ]

Incompatibility (Materials to Avoid): Strong Oxidizers

Hazardous Decomposition Products: Thermal: Oxides of carbon

Hazardous polymerization: May occur: [ ] Will Not Occur [X]

Section VIII – Preventative Measures

Personal Protective Equipment:

Engineering Controls: Local exhaust ventilation is required in misting conditions to ensure applicable exposure limits are not exceeded.

Ventilation: If a mist or a vapour is generated and engineering controls are not feasible, use a NIOSH-certified air-purifying respirator. If oil particles or mists are present, exceeding exposure limits documented in section V, use a NIOSH type R or P filter. For instances where the exposure levels are not known, use a full-face positive pressure, air-supplied respirator. Selection and use of respiratory protective equipment should be in accordance with CSA Standard Z94.4.

Protective Gloves:	Rubber, neoprene, nitrile or equivalent gloves are recommended depending on the duration of exposure and the type of work related to prevent skin exposure.
Eye Protection:	Safety goggles or safety glasses with side shields are recommended.
Protective Clothing:	General type is satisfactory.
Other protective equipment	Eye wash station and safety shower recommended.

Storage and Handling:	Avoid contact with strong oxidizers. Keep containers closed when not in use. Store in tightly closed containers in cool, dry, isolated area and away from all sources of ignition. Wear eye protection and gloves when handling neat product. Wash hands thoroughly after handling product. Use with adequate ventilation. All precautions apply to "empty" containers.
Spill, Leak or Release:	For small spills apply dry absorbent material, such as dry earth, sand or other non-combustible material and transfer to containers for disposal. For large spills stop spill at source and contain. Ventilate area and eliminate all ignition sources. Pump or vacuum transfer spilled product to clean containers for recovery. Absorb unrecoverable product. Wear appropriate personal protective equipment.
Waste disposal:	Follow pertinent regulations for disposal. It is the responsibility of the product user to determine, at the time of disposal, whether a material containing the product or derived from the product is classified as a hazardous waste.

Section IX – Preparation Data

MSDS prepared by: Houghton Canada Inc.
Phone Number: 416-763-4691
Revision Date: May 5, 2006

Additional Product Information

RCRA Hazardous Waste Number:	Not Applicable
CERCLA RQ:	Not applicable
SARA Title III section 313:	This product contains no toxic chemicals subject to the reporting requirements of Section 313 of Title III of the Superfund Amendments and Reauthorization act of 1986 and 40 CFR part 372.
DSL Canada:	All materials are listed.

Material Safety Data Sheet

Houghto Quench G

IDL Canada:	Chemical Identity	CAS No.	Concentration (%)
	No materials are listed		

Short forms and abbreviations:

ACGIH: American Conference of Government Industrial Hygienists
BOD5: Biological Oxygen Demand in 5 days
CAS: Chemical Abstract Number
CEPA: Canadian Environmental Protection Act
CERCLA: Comprehensive Environmental Response, Compensation and Liability Act
CPR: Controlled Products Regulations
DOT: Department of Transportation
DSL: Domestic Substances List
IARC: International Agency for Research on Cancer
LD50/LC50: Lethal Dose/Concentration kill 50%
NFPA: National Fire Prevention Association
NIOSH: National Institute for Occupational Safety and Health
NTP: National Toxicology Program
OSHA: Occupational Safety and Health Administration
PEL Permissible Exposure Limit
RCRA: Resource Conservation and Recovery Act
SARA: Superfund Amendments and Reorganization Act
STEL: Short Term Exposure Limit
TDG: Transportation of Dangerous Goods
TLV-TWA: Threshold Limit Value-Time Weighted Average
TSCA: Toxic Substances Control Act
WHMIS: Workplace Hazardous Material Information System

The information contained herein is based on data considered accurate. However, no warranty is expressed or implied regarding the accuracy or the translation of this data or the results to be obtained from the use thereof. Houghton Canada Inc. assumes no responsibility for personal injury or damage to users or third parties caused by the material. Such users assume all risks associated with the use of the material.

END

Esso Imperial Oil

MATERIAL SAFETY DATA SHEET

Date Prepared: April 25, 2002
Supersedes: October 14, 1998
MSDS Number: 15213

1. PRODUCT INFORMATION

Product Identifier: EXXON FENSO 161

Application and Use:
Quench oil

Product Description:

A lubricating oil consisting of a mixture of saturated and unsaturated hydrocarbons derived from paraffinic distillate, and additives.

REGULATORY CLASSIFICATION

WHMIS:
Not a controlled product

CEPA: CANADIAN ENVIRONMENTAL PROTECTION ACT
All components of this product are either on the Domestic Substances List (DSL) or are exempt.

TDG INFORMATION (RAIL/ROAD):
Not Regulated in Canada.

Please be aware that other regulations may apply.

TELEPHONE NUMBERS		MANUFACTURER/SUPPLIER:
Emergency 24 hr.	(519) 339-2145	IMPERIAL OIL
Technical Info.	(800) 268-3183	Products Division
		240 4th Avenue S.W.
		Calgary, Alberta
		T2P 3M9

2. REGULATED COMPONENTS

The following components are defined in accordance with sub-paragraph 13(a) (i) to (iv) or paragraph 14(a) of the Hazardous Products Act:

NAME	%	CAS #
Not applicable		

3. TYPICAL PHYSICAL & CHEMICAL PROPERTIES

Physical State: Liquid
Specific gravity: 0.900 at 15.5 deg C
Viscosity: 31.00 cSt at 100 deg C
Vapour Density: not available
Boiling Point: 260 to 600 deg C
Evaporation rate: <0.1 (1= n-butylacetate)
Solubility in water: negligible
Freezing/Pour Point: not available
Odour Threshold: not available
Vapour Pressure: <1 kPa at 38 deg C
Appearance/odour: Clear amber liquid, mild petroleum odour.

4. HEALTH HAZARD INFORMATION

NATURE OF HAZARD

INHALATION:

Negligible hazard at normal temperatures (up to 38 deg C).
Elevated temperatures or mechanical action may form vapours, mists or fumes which may be irritating to the eyes, nose, throat and lungs.
Avoid breathing vapours or mists.

EYE CONTACT:

Slightly irritating, but will not injure eye tissue.

SKIN CONTACT:

Low toxicity.
Frequent or prolonged contact may irritate the skin.

INGESTION:

Low toxicity.

ACUTE TOXICITY DATA:

Based on animal testing data from similar materials and products, the acute toxicity of this product is expected to be:

Oral	:	LD50 > 5000 mg/kg (Rat)
Dermal	:	LD50 > 3160 mg/kg (Rabbit)
Inhalation	:	LC50 > 5000 mg/m3 (Rat)

OCCUPATIONAL EXPOSURE LIMIT:

ACGIH recommends:
For oil mists, 5 mg/m3.

Local regulated limits may vary.

---

5. FIRST AID MEASURES

INHALATION:

Vapour pressure of this material is low and as such inhalation under normal conditions is usually not a problem. If overexposed to oil mist, remove from further exposure. Administer artificial respiration if breathing has stopped. Keep at rest. Call for prompt medical attention.

EYE CONTACT:

Flush eyes with large amounts of water until irritation subsides. If irritation persists, get medical attention.

SKIN CONTACT:

Flush with large amounts of water. Use soap if available.
Remove severely contaminated clothing (including shoes) and launder before reuse.
If irritation persists, seek medical attention.

INGESTION:

If swallowed, DO NOT induce vomiting. Keep at rest. Get prompt medical attention.

---

6. PREVENTIVE AND CORRECTIVE MEASURES

PERSONAL PROTECTION:

The selection of personal protective equipment varies, depending upon conditions of use.
In open systems where contact is likely, wear safety goggles, chemical-resistant overalls, and chemically impervious gloves.
Where only incidental contact is likely, wear safety glasses with side shields. No other special precautions are necessary provided skin/eye contact is avoided.
Where concentrations in air may exceed the occupational exposure limits given in Section 4 and where engineering, work practices or other means

of exposure reduction are not adequate, approved respirators may be necessary to prevent overexposure by inhalation.

ENGINEERING CONTROLS:

The use of local exhaust ventilation is recommended to control emissions near the source. Laboratory samples should be handled in a fumehood. Provide mechanical ventilation of confined spaces.

HANDLING, STORAGE AND SHIPPING:

Keep containers closed. Handle and open containers with care.
Store in a cool, well ventilated place away from incompatible materials.
In keeping with good personal hygiene practices, wash hands thoroughly after handling the material.
Empty containers may contain product residue. Do not pressurize cut, heat, or weld empty containers. Do not reuse empty containers without commercial cleaning or reconditioning.

LAND SPILL:

Eliminate source of ignition. Keep public away. Prevent additional discharge of material, if possible to do so without hazard.
Prevent spills from entering sewers, watercourses or low areas. Contain spilled liquid with sand or earth.
Recover by pumping or by using a suitable absorbant.
Consult an expert on disposal of recovered material. Ensure disposal in compliance with government requirements and ensure conformity to local disposal regulations. Notify the appropriate authorities immediately.
Take all additional action necessary to prevent and remedy the adverse effects of the spill.

WATER SPILL:

Remove from surface by skimming or with suitable absorbents. If allowed by local authorities and environmental agencies, sinking and/or suitable dispersants may be used in unconfined waters.
Consult an expert on disposal of recovered material. Ensure disposal in compliance with government requirements and ensure conformity to local disposal regulations. Notify the appropriate authorities immediately.
Take all additional action necessary to prevent and remedy the adverse effects of the spill.

7. FIRE AND EXPLOSION HAZARD

Flashpoint and method: 280 deg C COC ASTM D92

Autoignition: NA Flammable Limits: LEL: NA UEL: NA

GENERAL HAZARDS:

Low Hazard; liquids may burn upon heating to temperatures at or above the flash point.

Toxic gases will form upon combustion.

FIRE FIGHTING:

Use water spray to cool fire exposed surfaces and to protect personnel.
Shut off fuel to fire.
Use foam, dry chemical or water spray to extinguish fire.
Respiratory and eye protection required for fire fighting personnel.
Avoid spraying water directly into storage containers due to danger of boilover.

A self-contained breathing apparatus (SCBA) should be used for all indoor fires and any significant outdoor fires. For small outdoor fires, which may easily be extinguished with a portable fire extinguisher, use of an SCBA may not be required.

HAZARDOUS COMBUSTION PRODUCTS:

Smoke, carbon monoxide, carbon dioxide and traces of oxides of sulphur

---

8. REACTIVITY DATA

STABILITY:

This product is stable. Hazardous polymerization will not occur.

INCOMPATIBLE MATERIALS AND CONDITIONS TO AVOID:

Strong oxidizing agents

HAZARDOUS DECOMPOSITION:

none

---

9. NOTES

All components of this product are listed on the U.S. TSCA inventory.

THREE YEAR WHMIS REVIEW.

REVISION SUMMARY:
Since 14 October 1998, this MSDS has been revised in Section(s):
7

---

10. PREPARATION

Date Prepared: April 25, 2002
Prepared by: Lubricants & Specialties
IMPERIAL OIL
Products Division
240 4th Avenue S.W.

Calgary, Alberta
T2P 3M9
(800) 268-3183

CAUTION: " The information contained herein relates only to this product or material and may not be valid when used in combination with any other product or material or in any process. If the product is not to be used for a purpose or under conditions which are normal or reasonably foreseeable, this information cannot be relied upon as complete or applicable. For greater certainty, uses other than those described in Section 1 must be reviewed with the supplier. The information contained herein is based on the information available at the indicated date of preparation. This MSDS is for the use of Imperial Oil customers and their employees and agents only. Any further distribution of this MSDS by Imperial Oil customers is prohibited without the written consent of Imperial Oil."

Imperial Oil

MATERIAL SAFETY DATA SHEET

Date Prepared: October 22, 2003
Supersedes: September 14, 1999
MSDS Number: 15214

1. PRODUCT INFORMATION

Product Identifier: EXXON FENSO 71

Application and Use:
Quench oil

Product Description:

A lubricating oil consisting of a mixture of saturated and unsaturated hydrocarbons derived from paraffinic distillate, and additives.

REGULATORY CLASSIFICATION

WHMIS:
Not a controlled product

CEPA: CANADIAN ENVIRONMENTAL PROTECTION ACT
All components of this product are either on the Domestic Substances List (DSL) or are exempt.

TDG INFORMATION (RAIL/ROAD):
Not Regulated in Canada.

Please be aware that other regulations may apply.

TELEPHONE NUMBERS		MANUFACTURER/SUPPLIER:
Emergency 24 hr.	(519) 339-2145	IMPERIAL OIL
Technical Info.	(800) 268-3183	Products Division
		240 4th Avenue S.W.
		Calgary, Alberta
		T2P 3M9

2. REGULATED COMPONENTS

The following components are defined in accordance with sub-paragraph 13(a)(i) to (iv) or paragraph 14(a) of the Hazardous Products Act:

NAME	%	CAS #
Not applicable		

3. TYPICAL PHYSICAL & CHEMICAL PROPERTIES

Physical State: Liquid
Specific gravity: 0.880 at 15.5 deg C
Viscosity: 12.50 cSt at 100 deg C
Vapour Density: not available
Boiling Point: not available
Evaporation rate: <0.1 (1= n-butylacetate)
Solubility in water: negligible
Freezing/Pour Point: not available
Odour Threshold: not available
Vapour Pressure: <1 kPa at 38 deg C
Appearance/odour: Yellow oil, petroleum odour

4. HEALTH HAZARD INFORMATION

NATURE OF HAZARD

INHALATION:

Negligible hazard at normal temperatures (up to 38 deg C).
Elevated temperatures or mechanical action may form vapours, mists or fumes which may be irritating to the eyes, nose, throat and lungs.
Avoid breathing vapours or mists.

EYE CONTACT:

Slightly irritating, but will not injure eye tissue.

SKIN CONTACT:

Low toxicity.
Frequent or prolonged contact may irritate the skin.

INGESTION:

Low toxicity.

ACUTE TOXICITY DATA:

Based on animal testing data from similar materials and products, the acute toxicity of this product is expected to be:

Oral	:	LD50 > 5000 mg/kg	(Rat)
Dermal	:	LD50 > 3160 mg/kg	(Rabbit)
Inhalation	:	LC50 > 5000 mg/m3	(Rat)

OCCUPATIONAL EXPOSURE LIMIT:

ACGIH recommends:
For oil mists, 5 mg/m3.

Local regulated limits may vary.

5. FIRST AID MEASURES

INHALATION:

Vapour pressure of this material is low and as such inhalation under normal conditions is usually not a problem. If overexposed to oil mist, remove from further exposure. Administer artificial respiration if breathing has stopped. Keep at rest. Call for prompt medical attention.

EYE CONTACT:

Flush eyes with large amounts of water until irritation subsides. If irritation persists, get medical attention.

SKIN CONTACT:

Flush with large amounts of water. Use soap if available.
Remove severely contaminated clothing (including shoes) and launder before reuse.
If irritation persists, seek medical attention.

INGESTION:

If swallowed, DO NOT induce vomiting. Keep at rest. Get prompt medical attention.

6. PREVENTIVE AND CORRECTIVE MEASURES

PERSONAL PROTECTION:

The selection of personal protective equipment varies, depending upon conditions of use.
In open systems where contact is likely, wear safety goggles, chemical-resistant overalls, and chemically impervious gloves.
Where only incidental contact is likely, wear safety glasses with side shields. No other special precautions are necessary provided skin/eye contact is avoided.
Where concentrations in air may exceed the occupational exposure limits given in Section 4 and where engineering, work practices or other means

of exposure reduction are not adequate, approved respirators may be necessary to prevent overexposure by inhalation.

ENGINEERING CONTROLS:

The use of local exhaust ventilation is recommended to control emissions near the source. Laboratory samples should be handled in a fumehood. Provide mechanical ventilation of confined spaces.

HANDLING, STORAGE AND SHIPPING:

Keep containers closed. Handle and open containers with care.
Store in a cool, well ventilated place away from incompatible materials.
In keeping with good personal hygiene practices, wash hands thoroughly after handling the material.
Empty containers may contain product residue. Do not pressurize cut, heat, or weld empty containers. Do not reuse empty containers without commercial cleaning or reconditioning.

LAND SPILL:

Eliminate source of ignition. Keep public away. Prevent additional discharge of material, if possible to do so without hazard.
Prevent spills from entering sewers, watercourses or low areas. Contain spilled liquid with sand or earth.
Recover by pumping or by using a suitable absorbant.
Consult an expert on disposal of recovered material. Ensure disposal in compliance with government requirements and ensure conformity to local disposal regulations. Notify the appropriate authorities immediately.
Take all additional action necessary to prevent and remedy the adverse effects of the spill.

WATER SPILL:

Remove from surface by skimming or with suitable absorbents. If allowed by local authorities and environmental agencies, sinking and/or suitable dispersants may be used in unconfined waters.
Consult an expert on disposal of recovered material. Ensure disposal in compliance with government requirements and ensure conformity to local disposal regulations. Notify the appropriate authorities immediately.
Take all additional action necessary to prevent and remedy the adverse effects of the spill.

7. FIRE AND EXPLOSION HAZARD

Flashpoint and method: 238 deg C COC ASTM D92

Autoignition: NA Flammable Limits: LEL: NA UEL: NA

GENERAL HAZARDS:

Low Hazard; liquids may burn upon heating to temperatures at or above the flash point.

Toxic gases will form upon combustion.

FIRE FIGHTING:

Use water spray to cool fire exposed surfaces and to protect personnel.
Shut off fuel to fire.
Use foam, dry chemical or water spray to extinguish fire.
Respiratory and eye protection required for fire fighting personnel.
A self-contained breathing apparatus (SCBA) should be used for all indoor fires and any significant outdoor fires. For small outdoor fires, which may easily be extinguished with a portable fire extinguisher, use of an SCBA may not be required.

HAZARDOUS COMBUSTION PRODUCTS:

Smoke, carbon monoxide, carbon dioxide and traces of oxides of sulphur

---

8. REACTIVITY DATA

STABILITY:

This product is stable. Hazardous polymerization will not occur.

INCOMPATIBLE MATERIALS AND CONDITIONS TO AVOID:

Strong oxidizing agents

HAZARDOUS DECOMPOSITION:

none

---

9. NOTES

All components of this product are listed on the U.S. TSCA inventory.

.

---

10. PREPARATION

Date Prepared: October 22, 2003
Prepared by: Lubricants & Specialties
IMPERIAL OIL
Products Division
240 4th Avenue S.W.
Calgary, Alberta
T2P 3M9
(800) 268-3183

CAUTION: " The information contained herein relates only to this product or material and may not be valid when used in combination with any other product or material or in any process. If the product is not to be used for a purpose or under conditions which are normal or reasonably foreseeable, this information cannot be relied upon as complete or applicable. For greater certainty, uses other than those described in Section 1 must be reviewed with the supplier. The information contained herein is based on the information available at the indicated date of preparation. This MSDS is for the use of Imperial Oil customers and their employees and agents only. Any further distribution of this MSDS by Imperial Oil customers is prohibited without the written consent of Imperial Oil."

MATERIAL SAFETY DATA SHEET 1 of 8

1. IDENTIFICATION AND EMERGENCY INFORMATION

Product Name: MARQUENCH OIL 600

Emergency Telephone No.
(317)634-7300
After Hrs: (800)553-8191
HMIS Rating: Health: 1
Fire: 1 , Reactivity: 0
HMIS Rating System:
Least-0, Slight-1,
Moderate-2, High-3,
Extreme-4

Manufacturer:
Miller Oil of Indiana Inc .
1751 W. Raymond St.
Indianapolis, IN 46221

Preparer: W. J. Majeske
DATE REVISED: 03/16/01

2. INGREDIENTS AND HAZARD INFORMATION

CAS No.	%/Vol.	Chemical Name
64742-54-7	>90	HEAVY PARAFFINIC BASE OIL
656608-26-4	<10	PETROLEUM SULFONATE
MIXTURE	<1	ALKYARYLAMINE

All ingredients in this product are listed in the U.S. TSCA inventory. None of the ingredients are listed as carcinogenic in NTP, IARC or OSHA 1910.

EXPOSURE LIMIT FOR TOTAL PRODUCT: 5 mg/M3 for oil mist (aerosol) for an 8 hour day.

3. PHYSICAL DATA

Boiling Point: 635 OF
Vapor Pressure 20 OC, mmHg: <0.01
Vapor Density (Air=1): >5
Solubility in Water: NIL
Specific Gravity: 0.90
Melting Point: N/A
Evaporation Rate: Nil
pH: Essentially Neutral
Appearance and Odor: BROWN LIQUID. PETROLEUM ODOR
NA = NOT Applicable
ND = NOT Determined

4. FIRE AND EXPLOSION DATA

Flash Point, COC 0F: 475
Auto-ignition Temperature, 0F: >500
Flammable and Explosive Limits
(Approximate percent by volume in air)
Estimated Values: Lower Flammable Limit 0.9%
Upper Flammable Limit 7.0%

HANDLING PRECAUTIONS: Use product with caution around heat, sparks, pilot lights, static electricity and open flame.

EXTINGUISHING MEDIA AND FIRE FIGHTING PROCEDURES:
Foam, water spray (fog), dry chemical, carbon dioxide and vaporizing liquid type extinguishing agents may all be suitable for extinguishing fires involving this type of product. Plan fire protection and response strategy through consultation with local fire protection authorities or appropriate specialists.

The following procedures for this type of product are based on the National Fire Protection Association's 'Fire Protection Protection Guide on Hazardous Materials', Tenth Edition (1991):

Use water spray, dry chemical, foam or carbon dioxide to extinguish the fire. Water or foam may cause frothing. Use water to keep fire-exposed containers cool. Water spray may be used to flush spills away from exposures. Mimimize breathing of gases, vapor, fumes or decomposition products. Use supplied-air breathing equipment for enclosed or confined spaces or as otherwise needed.

DECOMPOSITION PRODUCTS UNDER FIRE CONDITIONS:
Fumes, smoke, carbon monoxide, sulfur oxides, phosphorous oxides, nitrogen oxides, metal oxides, aldehydes and other decomposition products in the case of incomplete combustion.

UNUSUAL FIRE AND EXPLOSION HAZARDS: None

EMPTY CONTAINER WARNINGS:
Empty containers retain residue (liquid and/or vapor) and can be dangerous. DO NOT PRESSURIZE, CUT, WELD, BRAZE, SOLDER, DRILL GRIND OR EXPOSE SUCH CONTAINERS TO HEAT, FLAMES, SPARKS, STATIC ELECTRICITY OR OTHER SOURCES OF IGNITION; THEY MAY EXPLODE OR CAUSE INJURY OR DEATH. Do not attempt to clean since residue is difficult to remove. Empty drums should be completely drained, properly bunged and promptly returned to a drum reconditioner. All other containers should be disposed of in an environmentally safe manner and in accordance with governmental regulations. For work on tanks refer to Occupational Safety and Health Administration Regulations, ANSI Z49.1, and other governmental and industrial references pertaining to cleaning, repairing, welding or other contemplated operations.

5. REACTIVITY

STABILITY: Stable

CONDITIONS TO AVOID: High Heat, Sparks and Flame.
Hazardous polymerization will not occur.

MATERIALS TO AVOID: Strong oxidants present a serious explosion hazard.

HAZARDOUS COMPOSITION PRODUCTS:
Oxides of carbon.

6. TOXICOLOGICAL INFORMATION

OSHA PEL: 5mg/M3 ACGIH TLV: 5mg/M3 STEL: 10mg/M3

ROUTES OF EXPOSURE AND AFFECTS OF OVEREXPOSURE

EYES: May cause eye irritation.

SKIN ABSORPTION: No acute affects expected.

SKIN CONTACT: May cause skin irritation.

INHALATION: Vapors or mist in excess of permissible concentrations or in unusually high concentrations generated from spraying, heating the material or as from exposure in poorly ventilated areas or confined spaces, may cause irritation of the nose and throat, headache, nausea and drowsiness.

INGESTION: Abdominal discomfort, nausea and diarrhea may occur.

MEDICAL CONDITIONS GENERALLY AGGRAVATED BY OVEREXPOSURE:
None Known

FIRST AID MEASURES:

EYES: Flush eyes with plenty of water for several minutes. Seek medical attention if irritation persists.

SKIN: Wash skin with plenty of soap and water for several minutes. Seek medical attention if skin irritation develops or persists. Material has a low order of dermal toxicity.

INGESTION: Give 2 glasses of water (16 oz.). Do not induce vomiting. Seek medical attention. Material has a low order of oral toxicity.

INHALATION: If irritation, headache, nausea or drowsiness occurs, remove to fresh air. Seek medical attention if breathing becomes difficult or respiratory irritation persists.

OTHER INSTRUCTIONS: High pressure injection of this material into the skin can cause severe injury. Failure to debride the wound of all residue material can result in disfigurement, loss of function or may require amputation of the affected area.

Remove and launder or dry clean clothing soaked or soiled with this material before reuse.

7. SAFE HANDLING SPILL AND LEAK PROCEDURES

STEPS TO BE TAKEN IN CASE OF SPILL: Keep product out of streams and waterways by diking or impounding the spill. Soak up the spill on inert absorbent material and dispose of in accordance with all applicable government regulations. Advise authorities if spill has entered or may enter sewers, watercourses or extensive land areas.

WASTE CLASSIFICATION: This material does not meet RCRA criteria of hazardous waste in its purchased form. Refer to federal, state and local regulations for proper handling of disposal or recycling of used material.

CERCLA REPORTABLE QUANTITY: This product does not contain any CERCLA regulated materials

STORAGE AND HANDLING PROCEDURES: Store containers closed and away from extreme temperatures. Avoid breathing mists. Avoid contact with eyes. Wash skin thoroughly after handling. Do not ingest.

8. CONTROL MEASURES

RESPIRATORY PROTECTION: Good industrial hygiene practices recommend that engineering controls be used to reduce environmental concentrations to the threshold limit value (TLV) or permissible exposure limit (PEL). If any TLV or PEL is exceeded, provide NIOSH approved respiratory protection.

PROTECTIVE GLOVES: Oil impervious gloves.

EYE PROTECTION: Safety glasses with side shields or chemical goggles.

OTHER PROTECTIVE CLOTHING: Oil impermeable apron recommended.

OTHER MEASURES: Eye wash station, launder soiled clothing before reuse, discard oil soaked shoes.

9. REGULATORY INFORMATION

SUPERFUND AMENDMENT AND REAUTHORIZATION ACT OF 1986 (SARA)

SARA TITLE III STATUS:
SECTION 311 AND 312 HAZARDOUS CHEMICALS

This product contains the following ingredient(s) defined as hazardous by OSHA Hazard Communication Standard CFR 1910.1200 (d).

CAS#	CHEMICAL NAME	% BY WEIGHT
NONE		

SECTION 313 SUPPLIER NOTIFICATION

This product contains the following toxic chemicals subject to the reporting requirements of section 313 of the Emergency Planning and Community Right to Know Act of 1986 and of CFR 372.

CAS#	CHEMICAL NAME	% BY WEIGHT
NONE		

10. TRANSPORTATION

DOT:
PROPER SHIPPING NAME: Not regulated

OSHA REQUIRED LABEL INFORMATION: In compliance with hazard and right-to-know requirements, where applicable OSHA Hazard Warnings may be found on the label, bill of lading or invoice accompanying this shipment. Label may contain non-OSHA related information also.

DISCLAIMER

The information and recommendations contained herein have been compiled from information supplied to Miller Oil of Indiana, Inc. by our suppliers and other sources considered to be dependable and is accurate and reliable to the best of Miller Oil's knowledge and belief as of date issued but is not guaranteed to be so. Nothing herein is to be construed as recommending any practice or the use of any product in violation of any patent or in violation of any law or regulation. It is the user's responsibility to determine the suitability of any material for a specific purpose and to adopt such safety precautions as may be necessary. Miller Oil makes no warranty as to the results to be obtained in using any material and since conditions of use are not under our control, we must necessarily disclaim all liability with respect to the use of any material supplied by Miller Oil of Indiana, Inc.

TRANSMISSION VERIFICATION REPORT

TIME : 01/25/2005 08:54

DATE,TIME	01/25 08:53
FAX NO./NAME	917344535201
DURATION	00:00:54
PAGE(S)	01
RESULT	NG
MODE	STANDARD ECM

NG : POOR LINE CONDITION

Appendix B

RCRA Facility Assessment PR/VSI Report and CERCLA Preliminary Assessment Report

RCRA FACILITY ASSESSMENT PR/VSI REPORT

AND

CERCLA PRELIMINARY ASSESSMENT REPORT

FOR

HYDRA-MATIC DIVISION OF GENERAL MOTORS

MUNCIE, INDIANA

U.S. EPA ID: IND006066286

SIGNATURE PAGE

FOR

RCRA FACILITY ASSESSMENT PR/VSI REPORT

AND

CERCLA PRELIMINARY ASSESSMENT REPORT

FOR

HYDRA-MATIC DIVISION OF GENERAL MOTORS

MUNCIE, INDIANA

U.S. EPA ID: IND006066286

PREPARED BY: Kurt Gilliam _____ DATE: 9-27-89

Kurt Gilliam
Site Investigation Section

REVIEWED BY: Harry Atkinson _____ DATE: Sept. 28, 1989

Harry Atkinson, Chief
Site Investigation Section

APPROVED BY: _____ DATE: _____

EPA Project Manager

CONTENTS

EXECUTIVE SUMMARY	A
SITE MAPS	B
PRELIMINARY REVIEW	C
VISUAL SITE INSPECTION REPORT	D
PHOTOGRAPHS	E
PRELIMINARY ASSESSMENT REPORT	F
RECOMMENDATIONS	G

EXECUTIVE SUMMARY

EXECUTIVE SUMMARY

INTRODUCTION

The Indiana Department of Environmental Management (IDEM) was requested by the United States Environmental Protection Agency (U.S. EPA) to conduct a Resource Conservation Recovery Act (RCRA) Facility Assessment (RFA) of the Hydra-matic Division of General Motors of Muncie, Indiana. The RFA consists of a Preliminary Review (PR), a Visual Site Inspection (VSI), and a Comprehensive Environmental Response, Compensation, and Liability Act (CERCLA) Preliminary Assessment (PA).

Preliminary Review

A search of the IDEM files provided information about the past and current operation at the Hydra-matic Division of General Motors plant in Muncie, Indiana. The PR was used to define the scope of the VSI in addition to providing pertinent information concerning the PA. The Hydra-matic Division of GM produces manual transmissions for automobiles. A closure plan for its RCRA interim TSD facility was received by the IDEM on May 6, 1988. It was also discovered a portion of the present Hydra-matic property was formerly used by Delco Remy as a battery plant.

Hazardous and special waste are created in various parts of the manufacturing process. All hazardous waste are stored on a concrete pad, which is diked and drained to a confined sump. Industrial wastewater produced by the plant is treated on the site before it is released into the Muncie Sanitation System.

A site investigation of the former Delco Remy battery plant has been conducted by GM and its contractor. The report is not yet available to the State. Preliminary verbal reports indicate the total metal levels are above background in the soil but normal in the groundwater. GM has sealed the site with asphalt.

VISUAL SITE INSPECTION

On August 16, 1989, Ms. Michele Anderson and Mr. Kurt Gilliam, of IDEM, conducted a VSI of the Hydra-matic Division of GM, located at 1200 West 8th Street, Muncie, Indiana. Hydra-matic was represented by Mr. Jerry Berghoff, Environmental Engineer.

Based on the VSI and discussion with Mr. Berghoff, ten (10) solid waste management units (SWMUs) were identified and evaluated. No migration of uncontrolled hazardous waste from any SWMU was observed. There is no sampling data from the closure of the plant's RCRA interim TSD facility available at this time.

PRELIMINARY ASSESSMENT

A CERCLA Preliminary Assessment (PA) was completed by Mr. Kurt Gilliam, IDEM, in conjunction with the Hydra-matic Division of GM's RFA. A CERCLA PA is designed to assess the potential of a site to release hazardous material into the environment. The Hydra-matic Division's PA addresses potential releases to groundwater, surface water, soil and air.

The population potentially affected by releases to any of the routes was assessed. The facility received a No Further Remedial Action Planned (NFRAP) priority assessment, provided a site investigation conducted by GM does not

reveal areas of concern at the former battery plant property, which is part of this site. No other evidence of a release to the environment of hazardous materials was discovered.

SITE MAPS

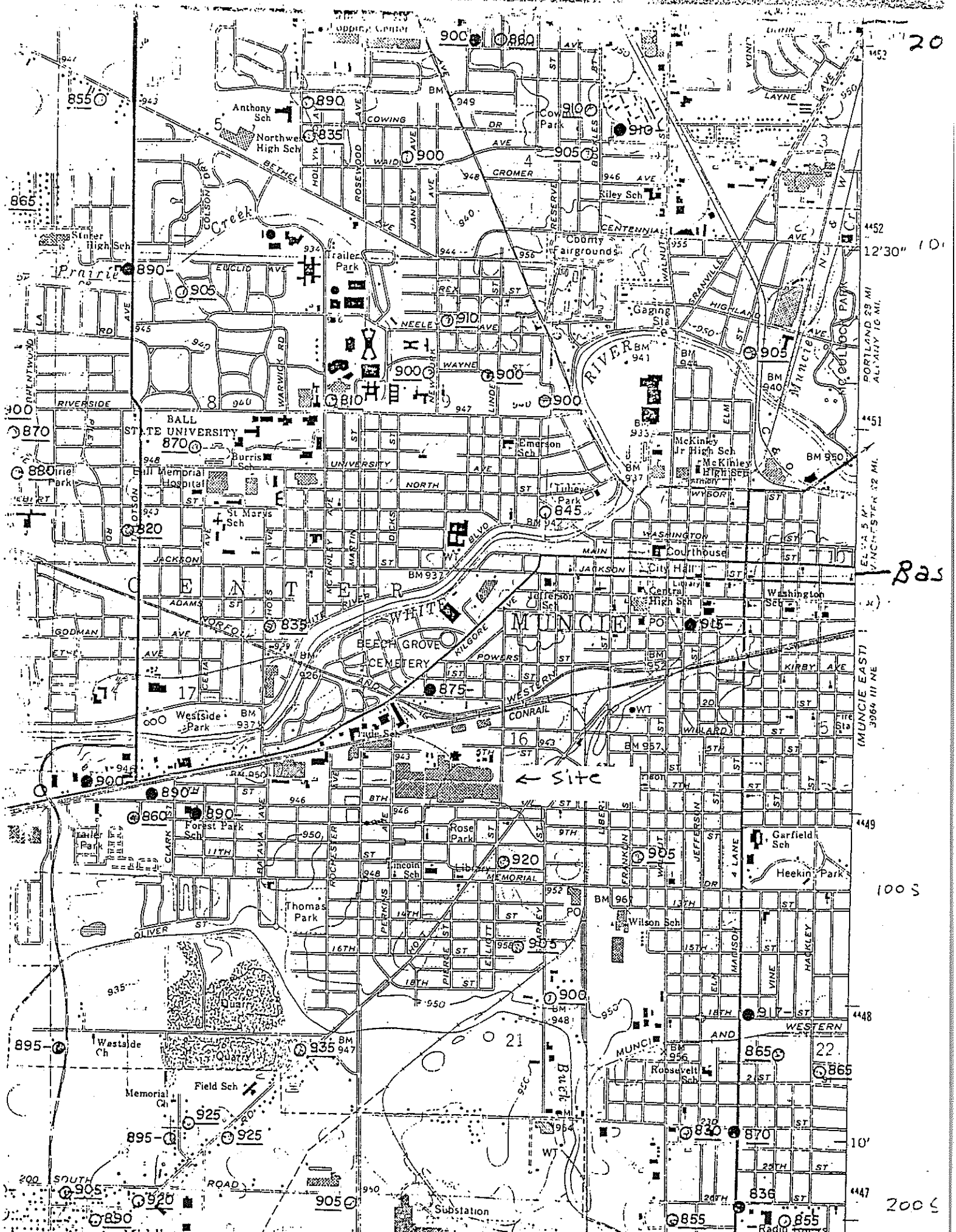
BALL STATE UNIVERSITY
CENTER
MUNCIE
WHITE RIVER
BEECH GROVE CEMETERY
Ball Memorial Hospital
Burris Sch
Emerson Sch
McKinley Jr High Sch
McKinley High Sch
Tilley Park
Courthouse
City Hall
Central High Sch
Jefferson Sch
Washington Sch
Anthony Sch
Northwest High Sch
Stuber High Sch
Trailer Park
County Fairgrounds
Gaging Sta
Riley Sch
Cowing Park
Prairie Creek
Muncie Park
McCulloch Park
Irie Park
St Marys Sch
Westside Park
Forest Park Sch
Rose Park
Lincoln Sch
Thomas Park
Garfield Sch
Heekin Park
Wilson Sch
Roosevelt Sch
Field Sch
Westside Ch
Quarry
Substation
Shopping Center
Site
Bas
(MUNCIE EAST) 3964 III NE
PORTLAND 29 MI
ALBANY 16 MI.
ELWOOD 5 MI
WINCHESTER 12 MI.
12'30"
100S
200S

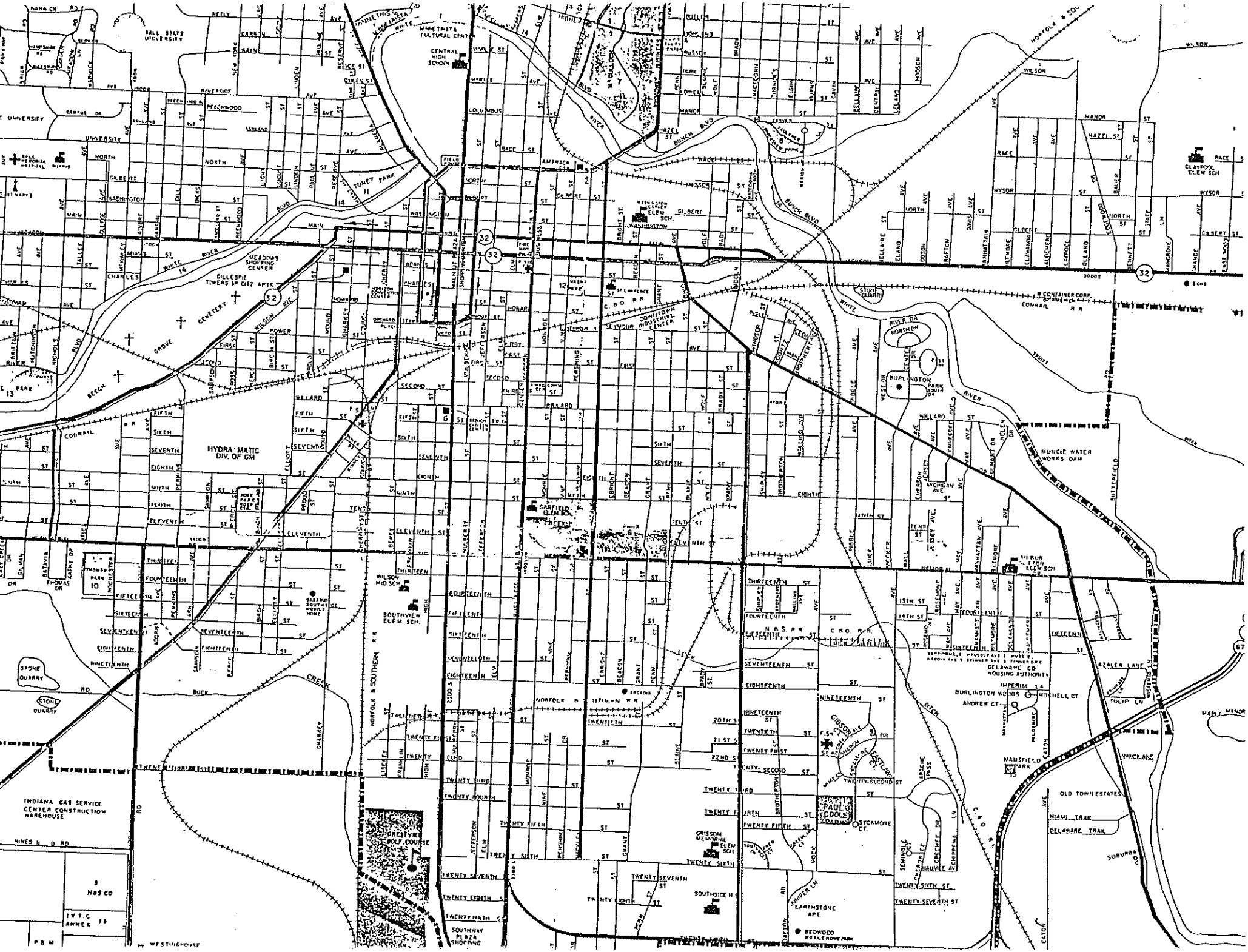
BALL STATE UNIVERSITY
CENTRAL HIGH SCHOOL
MINNETRISTA CULTURAL CENTER
TULEY PARK
MEADOWS SHOPPING CENTER
GILLESPIE TOWERS SR CITZ APTS
CEMETERY
HYDRA-MATIC DIV. OF GM
CONRAIL
WILSON MID SCH
SOUTHVIEW ELEM. SCH
GARFIELD GLEN
WASHINGTON ELEM SCH
GILBERT
DOWNTOWN INDUSTRIAL CENTER
MUNCIE WATER WORKS DAM
CLAYPOOL ELEM SCH
GRISSOM MEMORIAL ELEM SCH
SOUTHSIDE H S
PAUL COOLEY PARK
MANSFIELD PARK
OLD TOWN ESTATES
DELAWARE TRAIL
SUBURBAN
BURLINGTON WOODS
DELAWARE CO HOUSING AUTHORITY
GOLF COURSE
INDIANA GAS SERVICE CENTER CONSTRUCTION WAREHOUSE
EARRENSTONE APT.
REDWOOD MOBILE HOME PARK
SOUTHWAY PLAZA SHOPPING
WESTINGHOUSE
STONE QUARRY
BUCK CREEK
WHITE RIVER
BEECH GROVE
MAIN
WILSON AVE
BUNCH BLVD
HAZEL ST
MEECHWOOD
UNIVERSITY
NORTH
WASHINGTON
GILBERT
MAIN
WILLARD
FIFTH
SIXTH
SEVENTH
EIGHTH
NINTH
TENTH
ELEVENTH
THIRTEENTH
FOURTEENTH
FIFTEENTH
SIXTEENTH
SEVENTEENTH
EIGHTEENTH
NINETEENTH
TWENTIETH
TWENTY FIRST
TWENTY SECOND
TWENTY THIRD
TWENTY FOURTH
TWENTY FIFTH
TWENTY SIXTH
TWENTY SEVENTH
TWENTY EIGHTH
TWENTY NINTH
MADISON
JEFFERSON
MONROE
HARRISON
GRANT
BEACON
FERN
BRADY
ELLIOTT
BROTHERTON
WALNUT
CHERRY
HIGH
LIBERTY
FRANKLIN
MONROE
WILLARD AVE
MEMORIAL
NEELY AVE
RIVERSIDE
LINDEN
COLUMBUS
WHITE
MAPLE
MANOR
HAZEL
RACE
WYSOR
NORTH
GILBERT
WASHINGTON
MAIN
WILSON
HOWARD
CHARLES
GROVE
BEECH
WILLARD
FIFTH
SIXTH
SEVENTH
EIGHTH
NINTH
TENTH
ELEVENTH
THIRTEENTH
FOURTEENTH
FIFTEENTH
SIXTEENTH
SEVENTEENTH
EIGHTEENTH
NINETEENTH
TWENTIETH
TWENTY FIRST
TWENTY SECOND
TWENTY THIRD
TWENTY FOURTH
TWENTY FIFTH
TWENTY SIXTH
TWENTY SEVENTH
TWENTY EIGHTH
TWENTY NINTH
MADISON
JEFFERSON
MONROE
HARRISON
GRANT
BEACON
FERN
BRADY
ELLIOTT
BROTHERTON
WALNUT
CHERRY
HIGH
LIBERTY
FRANKLIN
MONROE
WILLARD AVE
MEMORIAL
NEELY AVE
RIVERSIDE
LINDEN
COLUMBUS
WHITE
MAPLE
MANOR
HAZEL
RACE
WYSOR
NORTH
GILBERT
WASHINGTON
MAIN
WILSON
HOWARD
CHARLES
GROVE
BEECH

Facility Map

Key

— SWMU

CHEVROLET
MUNCIE PLANT

SCALE: 1" = 275'-0"

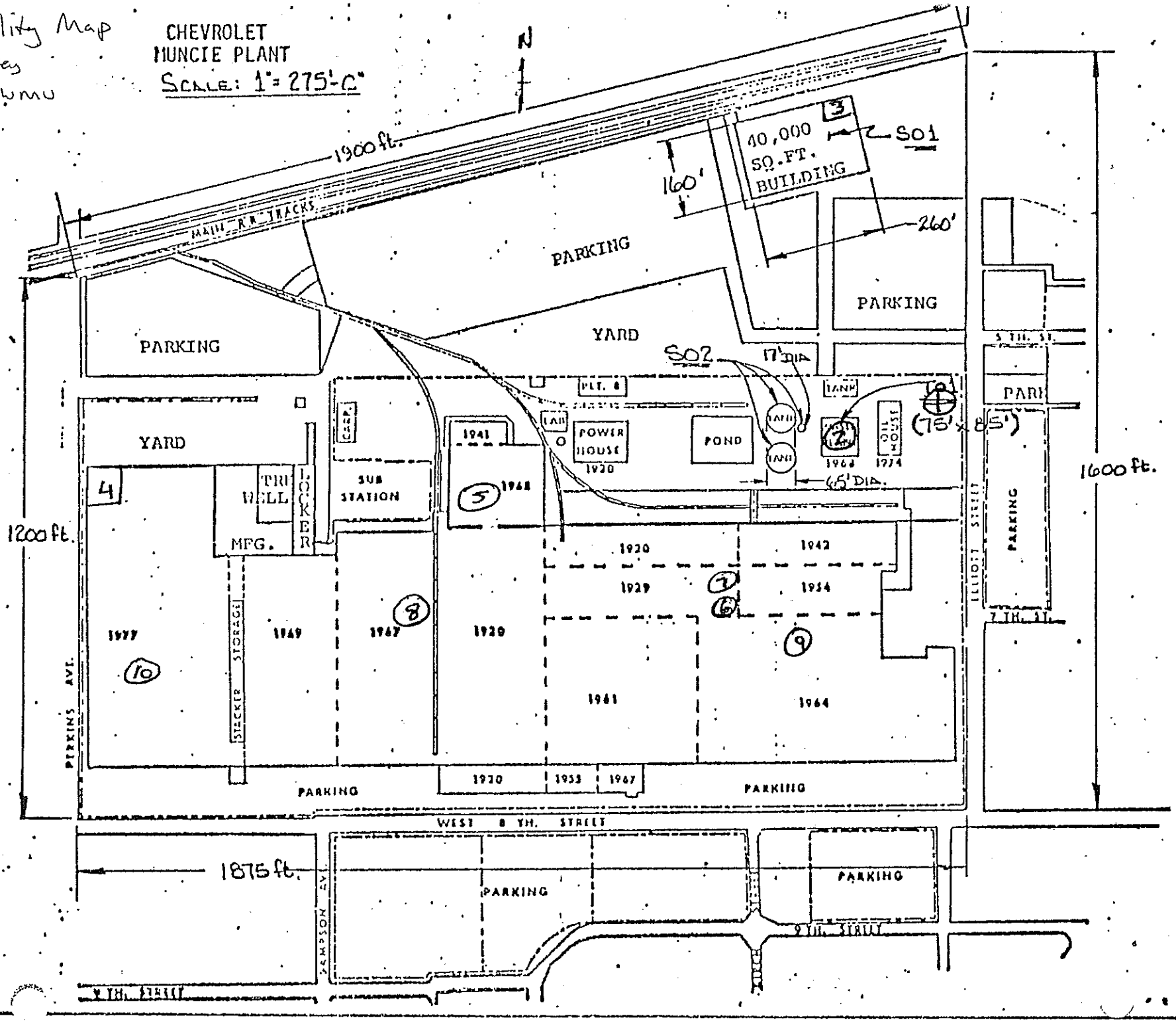

FACILITY DRAWING (See page 4)

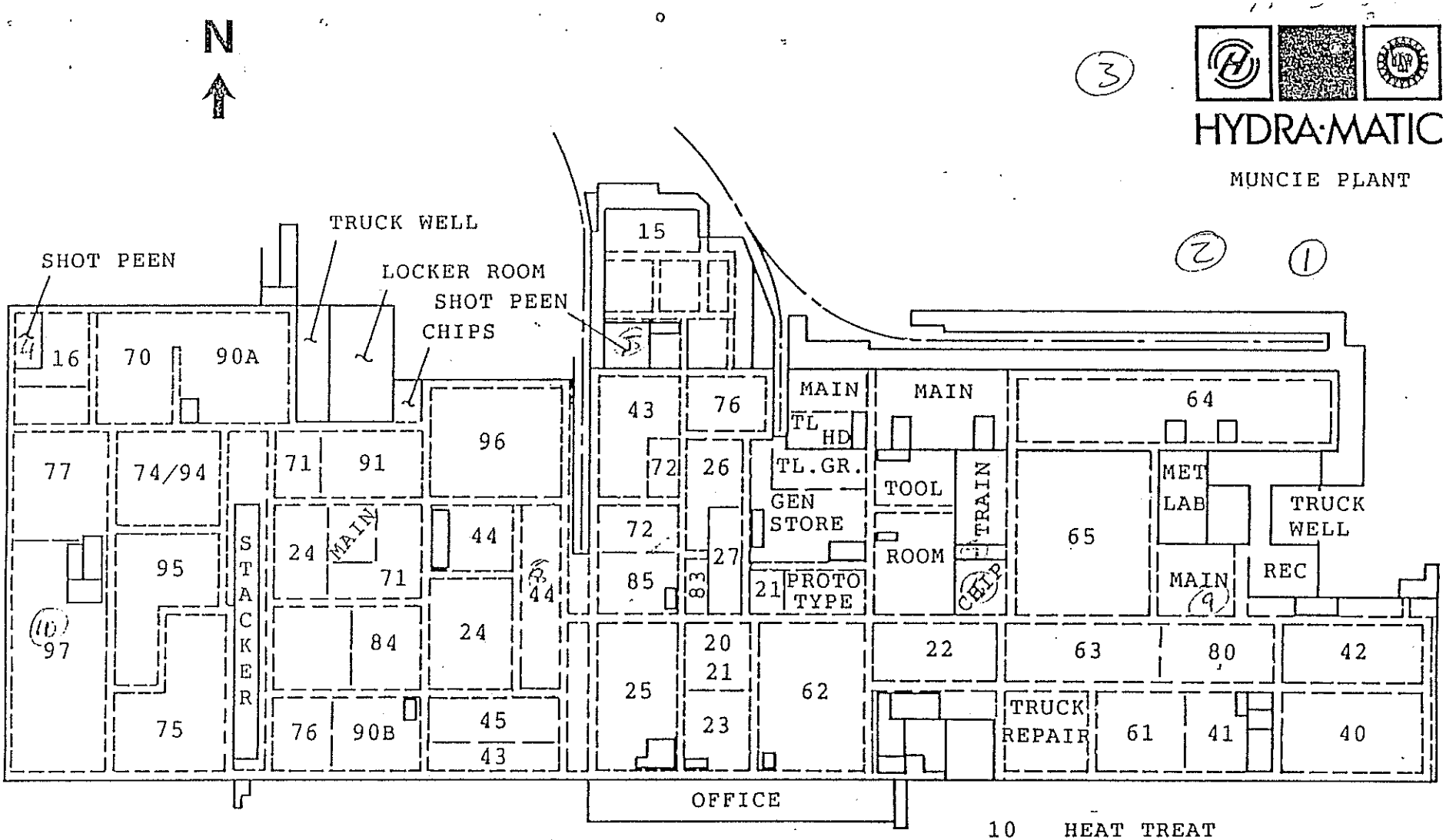

10 HEAT TREAT

20 70mm CHEVETTE

40 117mm TRUCK

60 GETRAG RWD 260 & 290

70 T/A FX125

80 76mm LIGHT DUTY 3 & 4 SPD.

90 GETRAG FWD 282

PRELIMINARY REVIEW REPORT

PRELIMINARY REVIEW REPORT (PR)
RCRA FACILITY ASSESSMENT (RFA)

1. Facility Name Hydra-matic Division of General Motors
EPA ID # IND 006076296
Preparer Kurt Gilliam
Date August 11, 1989

2. General Description of Facility and Processes:

A. Description: The Hydra-matic Division of General Motors manufactures manual transmissions for automobiles in Muncie, Indiana. Manufacturing related to the automotive industry has taken place at this site since 1935. A section of the property was formerly used by Delco Remy to produce batteries for automobiles. This facility was demolished in 1979 and the site was annexed by Hydra-matic.

The primary processes at the plant is machining steel stock. The metal is turned on a lathe and certain parts a peened with steel shot to harden them. Nylon coating of some transmission parts is also performed. There is a spray painting room in the facility. All wastewater produced by the manufacturing process is pre-treated before it is released to the city's sewage system.

The plant's hazardous waste stream includes 1,1,1-trichloroethane from degreasing, waste paint and thinner, waste primer from nylon coating (methyl ethyl ketone) and sludge from the wastewater treatment plant. Special waste generated include shot peening dust, grinding sump and sludge from waste oil. There are PCB transformers on the site. All hazardous waste except the treatment sludge, is held in a hazardous waste storage area.

B. Information on Solid Waste Management Units (attach additional sheets as needed):

	Unit	Release (yes/no/unknown/suspected)
i.	Hazardous Waste Storage	UNKNOWN
ii.	Paint Room	UNKNOWN
iii.	Nylon Primer	UNKNOWN
iv.	Wastewater Pre-Treatment	NO
v.	Shot Peener	UNKNOWN
vi.	Metal Lathe	UNKNOWN
vii.	Former Delco Remy Battery Plant	UNKNOWN
viii.		
ix.		
x.		

3. Specific Unit Information (prepare one for each unit):

A. Unit Type: Hazardous Waste Storage
Age: UNKNOWN
Capacity: UNKNOWN
Period of Operation: UNKNOWN
Waste Type: Solvents, waste oil,
Volume: UNKNOWN
Regulatory Status: RCRA
Hazardous Constituents (attach separate sheet): 111 TrichloroEthane, PCB, Paint Shop

B. Unit Description: The storage area is in a building separate from the main plant. The unit is a former TSD facility which has gone through RCRA closure. The area has a drainage trench around its perimeter which flows to a isolated sump.

Additional Information Needed: Determine age and size of the unit

3. Specific Unit Information (prepare one for each unit):

A. Unit Type: Paint Room
Age: unknown
Capacity: unknown
Period of Operation: unknown
Waste Type: Paint waste + solvents
Volume:
Regulatory Status: RCRA
Hazardous Constituents (attach separate sheet): Lead, Tolene, Benzene

B. Unit Description: Paint room with spray booth, supplies and paint thinners

Additional Information Needed: age, capacity + volume

3. Specific Unit Information (prepare one for each unit):

A. Unit Type: Nylon primer waste
Age: UNKNOWN
Capacity: UNKNOWN
Period of Operation: UNKNOWN
Waste Type: Nylon primer
Volume: one drum
Hazardous Constituents (attach separate sheet): Methyl Ethyle Ketone

Regulatory Status: RCRA

B. Unit Description: machine which a nylon coating is placed on various parts of the transmission

Additional Information Needed: age and capacity of the unit.

3. Specific Unit Information (prepare one for each unit):

A. Unit Type: Wastewater Treatment Plant
Age: 21 years (built 1969)
Capacity: UNKNOWN
Period of Operation: 1969 - present
Waste Type: sludge
Volume: Unknown
Regulatory Status:
Hazardous Constituents (attach separate sheet): Cutting oils, metals, solvents

B. Unit Description: A wastewater pretreatment plant with several holding tanks

Additional Information Needed: Capacity and volume of the unit

3. Specific Unit Information (prepare one for each unit):

A. Unit Type: Shot Peener
Age: UNKNOWN
Capacity: UNKNOWN
Period of Operation: UNKNOWN
Waste Type: Steel shot dust
Volume: UNKNOWN
Regulatory Status: RCRA
Hazardous Constituents (attach separate sheet): steel shot dust

B. Unit Description: The unit is a machine used to harden metal by blasting it with steel shot. Dust from the process is collected by a baghouse

Additional Information Needed: Age, capacity and volume of the unit

3. Specific Unit Information (prepare one for each unit):

A. Unit Type: Metal Lathe
Age: UNKNOWN
Capacity: UNKNOWN
Period of Operation: UNKNOWN
Waste Type: Cutting oil + Scrap Iron
Volume: UNKNOWN
Regulatory Status: RCRA
Hazardous Constituents (attach separate sheet): Heavy metals

B. Unit Description: Metal Lathes used to machine metal stock. Each machine uses cutting oil and creates steel shavings.

Additional Information Needed: Age, capacity and volume

3. Specific Unit Information (prepare one for each unit):

A. Unit Type: former Delco Battery Plant
Age: Razed 1979
Capacity: N/A
Period of Operation: unknown
Waste Type: Heavy metals
Volume: UNKNOWN
Hazardous Constituents (attach separate sheet): lead, cadmium, heavy metals

Regulatory Status: CERCLA

B. Unit Description: The unit is a former Delco Remy Battery plant which was razed in 1979. Lead levels above background were detected in the soil. The area has been sealed with an asphalt cap. The site is being monitored by GM.

Additional Information Needed: Lead concentrations in the soil.

C. Monitoring Description (groundwater, surface water, etc.): Groundwater monitoring is performed around the site of the former Delco Remy Battery Plant. All wastewater generated by the plant is pretreated before it is released to the city's sewage system.

Additional Information Needed: Examine site for migration of contaminated surface water (ie ~~to ditch~~). Also investigate air pollution control and look for possible migration into groundwater.

D. Environmental Setting: The site is in an industrial area. There are railroad tracks on the north side of the plant. The topography in the area is regular, with gentle sloping toward White River about one-half (½) mile to the northwest. The soil between the surface and the main aquifer is primarily silty clays. The aquifer is about 35 feet below the surface

Additional Information Needed: Determine what percent of the neighborhood is residential.

E. Evidence of Suspected Past or Current Releases: On December 12, 1987 waste cutting oil was inadvertently dumped outside the containment dike into a parking lot. A portion of the oil then flowed into the street where it was then contained.

A Delco Remy Battery Plant was formerly located on the northeast corner of the site. Lead levels in the soil are reported to be above background. Some effort has been made to stabilize the lead contaminated soil.

Additional Information Needed: Determine if the oil spill had any permanent impact. Find more information about the former battery plant and possible soil contamination. Determine if any additional, unreported spills have taken place.

4. Visual Site Inspection (VSI)

A. Specific Objectives:

1) Identify all solid waste management units present at the facility.

2) Identify closed SWMU's at the facility.

3) Obtain evidence of past or current releases, should such evidence exist.

4) Note age and condition of SWMU's

5) Evaluate the potential for releases from regulated and unregulated units

VISUAL SITE INSPECTION REPORT

FACILITY VISUAL SITE INSPECTION FORM

Facility Name: Hydra-matic Div. of GM EPA I.D Number: IND000606286

Location Address: 1200 W. 8th St. Muncie, IN 47303

Facility Contact/Title: Jerry Berghoff / Environmental Engineer

Phone Number: (317) 747-2073

Date of Inspection: 8-16-89 Time of Inspection: 9:00 AM

Weather: Clear, Sunny + Warm 82° F

Person(s) Interviewed	Organization	Title
Jerry Berghoff	Hydra-matic Div. of GM	Env. Engineer

Inspector(s)	Organization	Title
Michele Anderson	IDEM	Environmental Scientist
Steve Pauly	IDEM	Environmental Scientist
Kurt Gilliam	IDEM	Environmental Scientist

Facility Description: The Hydra-matic Division of GM produces manual transmissions for automobiles. The plant's hazardous waste stream includes 1,1,1-Trichloroethane from degreasing, waste paint and thinner, waste primer from nylon coating (methyl ethyl ketone) and sludge from its waste water pretreatment plant. Special waste generated at the site include shot peening dust, grinding swarf and sludge from waste oil. Several transformers containing PCB oil are being phased out and the oil is being sent off site for disposal.

Visual Site Inspection
Solid Waste Management Unit
Description Form

UNIT CHARACTERISTICS:

Type of Unit- Oily Aluminium Scrap Holding Area

Age of Unit- 1 year

Location of Unit- East side of the site, adjacent to Elliot Street; see site map, unit #1

General Physical Condition of Unit-

The area is paved with asphalt, diked and slopes to a drain in the northeast corner of the lot. All liquids entering the drain flow to the pre-treatment plant on the site. The aluminium scrap is held in a semi-trailer and oil drains out of the trailer. The scrap is sold.

Type of Wastes Placed In Unit-

Oily Aluminium scrap

Possible Migaration Pathways from this Unit-

Into drain and to the wastewater pre-treatment plant

Observed Releases from Unit (describe)-

Oil was draining from the aluminium in the holding trailer. All oil was confined to the diked area and was flowing into the drain

Proximity to Nearest Residence, Waterway, or other Exposure Potential-

White River is about 1/2 to the northeast, the nearest resident was about 1/10 mile to the east

Comments-

All oil was contained by the diking and being sent to the pre-treatment plant.

Visual Site Inspection
Solid Waste Management Unit
Description Form

UNIT CHARACTERISTICS:

Type of Unit- Waste Water Pre-Treatment Plant

Age of Unit- Built 1968, 21 years

Location of Unit- East side of the site, west of Oily Aluminium Scrap Holding Area; See site map, unit #2

General Physical Condition of Unit-

Large, two story building with several holding tanks for wastewater treatment

Type of Wastes Placed In Unit-

All wastewater from plant, except sewage from restrooms. The sludge from this unit is considered a hazardous waste.

Possible Migaration Pathways from this Unit-

Muncie's Sanitary Sewer and treatment plant

Observed Releases from Unit (describe)-

None

Proximity to Nearest Residence, Waterway, or other Exposure Potential-

The unit is connected to the city's sewage system; White River is 1/2 mile to the northwest; the nearest resident is about 1/4 mile

Comments-

John Craddock, Director of Water Quality, Muncie Sanitation Distric, stated this facility has an excellent record for removing hazardous wastes from the plants effluent.

Visual Site Inspection
Solid Waste Management Unit
Description Form

UNIT CHARACTERISTICS:

Type of Unit- Hazardous Waste Storage Area

Age of Unit- 10 years

Location of Unit- Northeast corner of a building in the northeast section of the site; see facility map, unit #3

General Physical Condition of Unit-

The floor of the unit is concrete at least 6 inches thick. All cracks are sealed. The area is diked and encircled by a trench drain. All substances entering the drain are held in a sump which is not connected to any other drain. A fence with a locked gate secures the area.

Type of Wastes Placed In Unit-

PCB oil from old transformers, shot peening dust, solvents

Possible Migaration Pathways from this Unit-

none, area completely contained

Observed Releases from Unit (describe)-

None

Proximity to Nearest Residence, Waterway, or other Exposure Potential-

1/2 mile to White River, approximately 1/4 mile to nearest residant

Comments-

The unit has gone through closure as a TSD under RCRA.

Visual Site Inspection
Solid Waste Management Unit
Description Form

UNIT CHARACTERISTICS:

Type of Unit- Shot Peener

Age of Unit- 12 years

Location of Unit- Department 16, northwest corner of the building; see site map, unit #4

General Physical Condition of Unit-
The unit is a machine which hardens metal by blasting it with steel shot. Dust from the process is collected by a bag house and held in a drum.

Type of Wastes Placed In Unit-
Steel shot dust

Possible Migaration Pathways from this Unit-
air, although the unit is inside the building

Observed Releases from Unit (describe)-
Some dust was on the floor at the base of the unit

Proximity to Nearest Residence, Waterway, or other Exposure Potential-
White River is about 1/2 mile to the northwest, the nearest resident is about 1/4 mile

Comments-
Shot dust is considered a special waste.

Visual Site Inspection
Solid Waste Management Unit
Description Form

UNIT CHARACTERISTICS:

Type of Unit- Shot Peener

Age of Unit- 20 years

Location of Unit- Department 15; see Site Map, unit #5

General Physical Condition of Unit-
The unit is a machine which hardens metal by blasting it with steel shot. Dust from the process is collected by a baghouse and held in a drum.

Type of Wastes Placed In Unit-
Steel shot dust

Possible Migaration Pathways from this Unit-
air, although the unit is inside the building

Observed Releases from Unit (describe)-
some dust was on the floor at the base of the unit.

Proximity to Nearest Residence, Waterway, or other Exposure Potential-
White River is about 1/2 mile to the northwest, the nearest resident is about 1/4 mile

Comments-
Shot dust is considered a special waste.

Visual Site Inspection
Solid Waste Management Unit
Description Form

UNIT CHARACTERISTICS:

Type of Unit- Steel Scrap Crusher and Holding Area

Age of Unit- 25 years

Location of Unit- Near the center of the building; see site map, unit #6

General Physical Condition of Unit-
The unit is a holding area for steel scrap cut away from steel stock by a lathe. The metal is stored in binds until it is crushed into cubes and sold.

Type of Wastes Placed In Unit-
steel scrap

Possible Migaration Pathways from this Unit-
Floor

Observed Releases from Unit (describe)-
None

Proximity to Nearest Residence, Waterway, or other Exposure Potential-
White River is about 1/2 mile to the Northwest, the nearest resident is about 1/4 mile.

Comments-
Only steel is held at this SWMU.

Visual Site Inspection
Solid Waste Management Unit
Description Form

UNIT CHARACTERISTICS:

Type of Unit- Paint Room

Age of Unit- 25 years

Location of Unit- near the center of the building; see site map, unit #7

General Physical Condition of Unit-
The unite is a room housing a paint spraying area with exhaust vents and filters, containers of paint, solvents and waste paint solvents.

Type of Wastes Placed In Unit-
Paint, solvents

Possible Migaration Pathways from this Unit-
Floor, air

Observed Releases from Unit (describe)-
Paint overspray was on the floor

Proximity to Nearest Residence, Waterway, or other Exposure Potential-
White River is about 1/2 mile to the northwest, the nearest resident is about 1/4 mile.

Comments-
No visible spill of solvents.

Visual Site Inspection
Solid Waste Management Unit
Description Form

UNIT CHARACTERISTICS:

Type of Unit- Nylon Coating Machine

Age of Unit- 20 years

Location of Unit- Department 44; see Site Map, unit #8

General Physical Condition of Unit-
The unit is a machine which coats specific parts of transmissions with nylon and bakes it on. Waste nylon primer is collected at the unit.

Type of Wastes Placed In Unit-
Waste nylon primer (Methyl Ethyl ketone)

Possible Migaration Pathways from this Unit-
Floor

Observed Releases from Unit (describe)-
None

Proximity to Nearest Residence, Waterway, or other Exposure Potential-
White River is about 1/2 mile to the northwest, the nearest resident is about 1/4 mile

Comments-

Visual Site Inspection
Solid Waste Management Unit
Description Form

UNIT CHARACTERISTICS:

Type of Unit- Degreasing Station

Age of Unit- 20 years

Location of Unit- Department 78, See site map, #9 unit

General Physical Condition of Unit-

Unit is a tank used for degreasing metal parts and tools. The area is well marked, diked and drained.

Type of Wastes Placed In Unit-

1,1,1 Trichloroethane

Possible Migaration Pathways from this Unit-

Floor, drain to waste water pre-treatment plant

Observed Releases from Unit (describe)-

none

Proximity to Nearest Residence, Waterway, or other Exposure Potential-

1/2 mile to White River, about 1/4 mile to the nearest resident.

Comments-

Visual Site Inspection
Solid Waste Management Unit
Description Form

UNIT CHARACTERISTICS:

Type of Unit- Degreasing Station

Age of Unit- 10 years

Location of Unit- Department 97; See site map, unit #10

General Physical Condition of Unit-

Unit is a tank used for degreasing metal parts and tools. The area is well marked, diked and drained

Type of Wastes Placed In Unit-

1,1,1 - Trichloroethane

Possible Migaration Pathways from this Unit-

Floor and drains to wastewater pre-treatment plant

Observed Releases from Unit (describe)-

None

Proximity to Nearest Residence, Waterway, or other Exposure Potential-

½ mile to White River, about ¼ mile to the nearest resident

Comments-

PHOTOGRAPHS

PHOTOGRAPHY LOG SHEET

Page 1

SITE Oily Aluminium Storage - unit #1

DATE Aug. 16, 1999

TIME 9:45 AM

DIRECTION North

WEATHER Clear, calm 82°F

PHOTOGRAPHED BY:

Steve Pauly - IDEM

SAMPLE ID # (IF APPLICABLE)



DESCRIPTION: Storage area for oily aluminium scrap, oil drain out of trailer onto ground

SITE Oily Aluminium Scrap - Unit #1

DATE Aug. 16, 1999

TIME 9:45 AM

DIRECTION East

WEATHER Clear Calm 82°F

PHOTOGRAPHED BY:

Steve Pauly - IDEM

SAMPLE ID # (IF APPLICABLE)



DESCRIPTION: Diking and drain, oil is flowing into the drain

PHOTOGRAPHY LOG SHEET

SITE Wastewater Treatment - Unit #2

DATE Aug. 16, 1989

TIME 10:00 Am

DIRECTION East

WEATHER Clear, calm 82°F

PHOTOGRAPHED BY:

Steve Pauly - IDEM

SAMPLE ID # (IF APPLICABLE)



DESCRIPTION: inside of treatment plant

SITE Hazardous Waste Storage - Unit #3

DATE Aug. 16, 1989

TIME 10:15 Am

DIRECTION South

WEATHER Clear, Calm 82°F

PHOTOGRAPHED BY:

Steve Pauly - IDEM

SAMPLE ID # (IF APPLICABLE)



DESCRIPTION: Hazardous waste storage area, drain visible between rows

PHOTOGRAPHY LOG SHEET

SITE Shot Peener - unit #4

DATE Aug. 16, 1989

TIME 10:30 AM

DIRECTION East

WEATHER Clear, Calm 82°F - photo inside

PHOTOGRAPHED BY:

Steve Pauly - IDEM

SAMPLE ID # (IF APPLICABLE)



DESCRIPTION: Shot peener and baghouse, drum in photo is full

SITE Shot Peener - unit #5

DATE Aug. 16, 1989

TIME 10:40 AM

DIRECTION South

WEATHER Clear, Calm 82°F - photo inside

PHOTOGRAPHED BY:

Steve Pauly

SAMPLE ID # (IF APPLICABLE)



DESCRIPTION: Inside of a shot peener

PHOTOGRAPHY LOG SHEET

SITE Steel Scrap Holding - Unit #6

DATE Aug. 16, 1989

TIME 10:50 Am

DIRECTION North

WEATHER Clear, Calm 82°F - photo taken inside

PHOTOGRAPHED BY:

Steve Pauly

SAMPLE ID # (IF APPLICABLE)



DESCRIPTION: Holding area for steel scrap only, lables on containers are inaccurate.

SITE Paint Room - Unit #7

DATE Aug. 16, 1989

TIME 11:00 Am

DIRECTION West

WEATHER Clear, Calm 82°F

Photo taken inside

PHOTOGRAPHED BY:

Steve Pauly - IDEM

SAMPLE ID # (IF APPLICABLE)



DESCRIPTION: inside paint room; drum is for waste storage; The west wall contains ventilation system and filters

PHOTOGRAPHY LOG SHEET

SITE Nylon Coating-unit #8

DATE Aug. 16, 1989

TIME 11:10 AM

DIRECTION West

WEATHER Clear, Calm 82°F

photo taken inside

PHOTOGRAPHED BY:

Steve Pauly - IDEM

SAMPLE ID # (IF APPLICABLE)



DESCRIPTION: Machine and heating unit in the background, the drum is for waste storage

SITE Degreasing Station-unit #9

DATE Aug. 16, 1989

TIME 11:20 AM

DIRECTION North

WEATHER Clear, Calm 82°F-

photo taken inside

PHOTOGRAPHED BY:

Steve Pauly-IDEM

SAMPLE ID # (IF APPLICABLE)



DESCRIPTION: Degreasing station and satellite 1,1,1-Trichloroethane waste collection.

PHOTOGRAPHY LOG SHEET

SITE Degreasing Station - unit #10

DATE Aug. 16, 1989

TIME 11:30 Am

DIRECTION N/A

WEATHER Clear, Calm 82°F

photo not available

PHOTOGRAPHED BY:

N/A

SAMPLE ID # (IF APPLICABLE)

DESCRIPTION: Degreasing station and satellite 1,1,1 Trichloroethane waste collection - photo did not develop, but is very similar to unit #9

SITE

DATE

TIME

DIRECTION

WEATHER

PHOTOGRAPHED BY:

SAMPLE ID # (IF APPLICABLE)

DESCRIPTION:

PRELIMINARY ASSESSMENT REPORT

CERCLIS EXECUTIVE SUMMARY

EPA ID# IND006066286 SITE RECONNAISSANCE X YES ___ NO

Revised Company Name: Hydra-matic Division of GM

Original Company Name: Hydramatic Division of GM

Alias Names: GMC Detroit Allison

Address 1200 West 8th Street
Muncie, IN 47303
Delaware County 35 County Code 2 Cong. Dist.

Coordinates: 40° 10' 58.5" Latitude 85° 23' 54.7" Longitude

Muncie West, Ind. Quadrangle

___ Landfill ___ Generator X Treatment, Storage, Disposal (TSD)
___ Transporter ___ Other:

PRIORITY ASSESSMENT: ___HIGH ___MEDIUM X NO FURTHER REMEDIAL ACTION PLANNED (NFRAP)

CLASS:

___ I-STATE LEAD ___ II-REM/FIT LEAD State Accompanies

==========

State Comments:

The Hydra-matic Division of GM produces manual transmissions for automobiles. The hazardous wastes produced at the site are stored in drums on a concrete floor, which is diked and drained to a confined sump. Other waste storage areas are located on concrete and contained by diking and drains. The industrial wastewater produced by the plant is treated on site before it is released to the Muncie sanitation system. No violations of the plants NPDES permits were discovered.

The northeast section of the property was formerly used by Delco Remy for battery manufacturing. All buildings associated with this plant were razed, except one warehouse. The area was sealed with asphalt. Soil testing of the area, both adjacent to and beneath the asphalt, was conducted by GM. Preliminary reports indicate total metal level of 330 ppm and EP Toxicity

(State Comments continued on next page.)

STATE INVOLVEMENT

C Preliminary Assessments ___ Screening Site Inspection
___ Listing Site Inspection ___ Hazard Ranking System (HRS)

* COMPLETE DOCUMENTS (C) REVIEW DOCUMENTS (R)

Prepared by: Kurt Gilliam KHG 9-27-89 Phone: (317) 232-8857 Date: 9-11-1989
Reviewed by: Harry E. Atkinson 9/28/89
Activity Time: 60 Hours

CERCLIS EXECUTIVE SUMMARY

HYDRA-MATIC DIVISION OF GM
1200 WEST 8TH STREET
MUNCIE, INDIANA
IND006066286

State comments cont.:

levels below .05 ppm. Groundwater monitoring reveal lead levels below detection limit.

No migration or potential migration of hazardous materials from the site was recorded. Unless GM's site investigation report, when submitted, indicates areas of concern at the former battery site, the State recommends no further remedial action planned (NFRAP).

POTENTIAL HAZARDOUS WASTE SITE
PRELIMINARY ASSESSMENT
PART 1 - SITE INFORMATION AND ASSESSMENT

EPA

I. IDENTIFICATION
01 STATE: IND | 02 SITE NUMBER: 006066286

II. SITE NAME AND LOCATION

01 SITE NAME (Legal, common, or descriptive name of site)	02 STREET, ROUTE NO., OR SPECIFIC LOCATION IDENTIFIER				
Hydra-matic Division of GM	1200 West 8th Street				
03 CITY	04 STATE	05 ZIP CODE	06 COUNTY	07 COUNTY CODE	08 CONG DIST
Muncie	IN	47303	Delaware	35	2
09 COORDINATES LATITUDE: 40° 10' 58.5"	LONGITUDE: 85° 23' 54.7"	Muncie West, Ind. Quadrangle			

10 DIRECTIONS TO SITE (Starting from nearest public road)
From I69 North travel on SR 32 east to Muncie; in Muncie travel south on Perkins Ave to Eighth Street, travel east on 8th St. to the plant.

III. RESPONSIBLE PARTIES

01 OWNER (If known)	02 STREET (Business, mailing, residential)			
General Motors Corporation (GM)	General Motors Bldg. 3044 W. Grand Blvd.			
03 CITY	04 STATE	05 ZIP CODE	06 TELEPHONE NUMBER	
Detroit	MI	48202	( )	
07 OPERATOR (If known and different from owner)	08 STREET (Business, mailing, residential)			
Hydra-matic Division of GM	1200 W. 8th Street			
09 CITY	10 STATE	11 ZIP CODE	12 TELEPHONE NUMBER	
Muncie	IN	47303	(317) 747-2073	

13 TYPE OF OWNERSHIP (Check one)
☒ A. PRIVATE ☐ B. FEDERAL: _____ (Agency name) ☐ C. STATE ☐ D. COUNTY ☐ E. MUNICIPAL
☐ F. OTHER: _____ (Specify) ☐ G. UNKNOWN

14 OWNER/OPERATOR NOTIFICATION ON FILE (Check all that apply)
☐ A. RCRA 3001 DATE RECEIVED: ___/___/___ (MONTH DAY YEAR) ☐ B. UNCONTROLLED WASTE SITE (CERCLA 103 c) DATE RECEIVED: ___/___/___ (MONTH DAY YEAR) ☐ C. NONE

IV. CHARACTERIZATION OF POTENTIAL HAZARD

01 ON SITE INSPECTION
☐ YES DATE ___/___/___ (MONTH DAY YEAR)
☐ NO

BY (Check all that apply)
☐ A. EPA ☐ B. EPA CONTRACTOR ☒ C. STATE ☐ D. OTHER CONTRACTOR
☐ E. LOCAL HEALTH OFFICIAL ☐ F. OTHER: _____ (Specify)
CONTRACTOR NAME(S): _____

02 SITE STATUS (Check one)	03 YEARS OF OPERATION		
☒ A. ACTIVE ☐ B. INACTIVE ☐ C. UNKNOWN	1935 (BEGINNING YEAR)	present (ENDING YEAR)	☐ UNKNOWN

04 DESCRIPTION OF SUBSTANCES POSSIBLY PRESENT, KNOWN, OR ALLEGED
Heavy metals (toxic, persistent)
PCB (toxic, persistent)
Solvents (toxic, flammable, volatile)

05 DESCRIPTION OF POTENTIAL HAZARD TO ENVIRONMENT AND/OR POPULATION
Groundwater (population, environment)
Direct Contact (population)
surface water (population, environment)

V. PRIORITY ASSESSMENT

01 PRIORITY FOR INSPECTION (Check one. If high or medium is checked, complete Part 2 - Waste Information and Part 3 - Description of Hazardous Conditions and Incidents)
☐ A. HIGH (Inspection required promptly) ☐ B. MEDIUM (Inspection required) ☐ C. LOW (Inspect on time available basis) ☒ D. NONE (No further action needed, complete current disposition form)

VI. INFORMATION AVAILABLE FROM

01 CONTACT	02 OF (Agency/Organization)		03 TELEPHONE NUMBER
Harry E. Atkinson JEC 9/28	IDEM/OSHWM		(317) 232-8928
04 PERSON RESPONSIBLE FOR ASSESSMENT	05 AGENCY	06 ORGANIZATION	07 TELEPHONE NUMBER	08 DATE
Kurt Gilliam	IDEM	OSHWM	(317) 232-8857	08/28/89 (MONTH DAY YEAR)

EPA FORM 2070-12 (7-81)

EPA

POTENTIAL HAZARDOUS WASTE SITE
PRELIMINARY ASSESSMENT
PART 3 - DESCRIPTION OF HAZARDOUS CONDITIONS AND INCIDENTS

I. IDENTIFICATION
01 STATE: IND | 02 SITE NUMBER: 006066286

II. HAZARDOUS CONDITIONS AND INCIDENTS

01 [X] A. GROUNDWATER CONTAMINATION
03 POPULATION POTENTIALLY AFFECTED: 106,000
02 [ ] OBSERVED (DATE: _____) [X] POTENTIAL [ ] ALLEGED
04 NARRATIVE DESCRIPTION

Soil in the area is primarily clay for the first 10-15 feet. Principle aquifer is about 35 feet below the surface.

01 [X] B. SURFACE WATER CONTAMINATION
03 POPULATION POTENTIALLY AFFECTED: 106,000
02 [ ] OBSERVED (DATE: _____) [X] POTENTIAL [ ] ALLEGED
04 NARRATIVE DESCRIPTION

Runoff from the area could migrate to White River, which is less the 1/2 mile away. Migration routes include land and storm sewers.

01 [X] C. CONTAMINATION OF AIR
03 POPULATION POTENTIALLY AFFECTED: 80,000
02 [ ] OBSERVED (DATE: _____) [ ] POTENTIAL [ ] ALLEGED
04 NARRATIVE DESCRIPTION

None reported. Main fuel for the plant is natural gas with fuel oil back-up.

01 [X] D. FIRE/EXPLOSIVE CONDITIONS
03 POPULATION POTENTIALLY AFFECTED: 80,000
02 [ ] OBSERVED (DATE: _____) [X] POTENTIAL [ ] ALLEGED
04 NARRATIVE DESCRIPTION

A large quantity of volatile compounds are stored and used on-site. No inappropriate handling of these substances was observed.

01 [X] E. DIRECT CONTACT
03 POPULATION POTENTIALLY AFFECTED: 800
02 [ ] OBSERVED (DATE: _____) [X] POTENTIAL [ ] ALLEGED
04 NARRATIVE DESCRIPTION

The site is fenced and patrolled 24 hours a day by a security force.

01 [X] F. CONTAMINATION OF SOIL
03 AREA POTENTIALLY AFFECTED: 30 (Acres)
02 [ ] OBSERVED (DATE: _____) [ ] POTENTIAL [X] ALLEGED
04 NARRATIVE DESCRIPTION

The plant is designed to prevent soil contamination. Lead above background levels is present in the soil northeast of the plant. That area is the site of a razed battery plant and has been sealed with asphalt.

01 [X] G. DRINKING WATER CONTAMINATION
03 POPULATION POTENTIALLY AFFECTED: 1,000
02 [ ] OBSERVED (DATE: _____) [X] POTENTIAL [ ] ALLEGED
04 NARRATIVE DESCRIPTION

See A., Muncie's drinking water is primarily from the White River (surface water) upstream from this site.

01 [X] H. WORKER EXPOSURE/INJURY
03 WORKERS POTENTIALLY AFFECTED: 800
02 [ ] OBSERVED (DATE: _____) [X] POTENTIAL [ ] ALLEGED
04 NARRATIVE DESCRIPTION

See D. and F.

01 [X] I. POPULATION EXPOSURE/INJURY
03 POPULATION POTENTIALLY AFFECTED: 800
02 [ ] OBSERVED (DATE: _____) [ ] POTENTIAL [ ] ALLEGED
04 NARRATIVE DESCRIPTION

See E. and F.

PA-DOCUMENTATION

Site Name Hydramatic Div. of GM

AKA(s) GMC Chevrolet Motor Div.; GMC - Detroit Diesel Allison

Address 1200 W. 8th Street

City Muncie State IN Zip 47303 County Delaware

EPA Identification Number IND006066286

Does the facility have a RCRA permit? Yes X No ___ Unknown ___

If the facility has a RCRA permit, does it cover all existing and former waste storage, transport, and/or disposal activities at the facility? Yes ___ No ✓ Unknown

If no, describe what areas are not covered

POTENTIAL SOURCES OF INFORMATION

	USED	NOT USED	NOT AVAILABLE
State Hazardous/Solid Waste Files	✓		
State Water Files		✓	
State Air Files		✓	
State Department of Health		✓	
State Geological Survey	✓		
State Department of Natural Resources	✓		
State Fire Marshall			
County Department of Health		✓	
County Engineer	✓		
County Clerk/Recorder of Deeds		✓	
City Department of Health		✓	
City Engineer		✓	
City Fire Department/Fire Marshall		✓	
City Water/Sewer Department		✓	
U.S. Soil Conservation Service	✓		
Others	✓		

Preparer Kurt Gilliam Date 9-5-89

APPENDIX I

HYDRA-MATIC MUNCIE
HAZARDOUS WASTE STORAGE AREA
CLOSURE PLAN

Reference
GMC-Hydra
IEIA

HAZARDOUS WASTE MANAGEMENT PROGRAM

HYDRA-MATIC MUNCIE

HAZARDOUS WASTE STORAGE AREA

CLOSURE PLAN

MAY 6 10 49 AM '88

I. INTRODUCTION

Under the U. S. EPA Regulations, 40 CFR Part 265, Subpart G, Sections 265.110 through 265.120, each facility which stores, treats, or disposes of hazardous wastes must have a Closure Plan on file. This Closure Plan has been prepared to cover the following facility:

1) EPA IDENTIFICATION NUMBER: IND006066286

2) OWNER'S NAME:

General Motors
Hydra-matic Division
1200 West Eighth Street
Muncie, Indiana 47307

3) THIS PLAN HAS BEEN UPDATED BY:

Gerard J. Berghoff
Environmental Engineer
May 2, 1988

4) THE ATTACHED CHART SHOWS THE FACILITIES FOR STORAGE OF HAZARDOUS WASTES.

II. DESCRIPTION OF THE FACILITY

The Hazardous Waste Storage Area at the Hydra-matic Muncie Plant is located within a warehouse on the Northeast corner of the property. The hazardous wastes generated in the plant are stored in 55-gallon drums within the hazardous waste storage area before shipping to a waste solvent reclaimer.

The Hazardous Waste Storage Area is 52' x 50', and is currently permitted under interim status for 20,000 gallons of container storage. In order to properly contain any accidental releases of hazardous wastes, the area is surrounded by a trench and pit with a blind sump. The flooring inside of the trenched area is made of an impervious material. The area is posted "Danger - Unauthorized Personnel Keep Out Hazardous Waste Storage Area Container Storage Only" and "No Smoking". The wastes that may possibly be in storage at the facility consists of the following:

Waste Description

Waste 1,1,1 Trichloroethane (F001)
Waste Paint Related Material (Xylene - F003)
Waste Primer P (Methyl Ethyl Ketone - F005)
Waste Boiler Residue (D002)

III. CLOSURE SCHEDULE (continued)

hazardous if it contains any of the F00_ wastes or if it exhibits the characteristic of ignitability. If tests results show the drummed rinsate is not hazardous, it will be disposed of at Hydra-matic Muncie's Wastewater Treatment Plant.
Contaminated soil. If a spill occurs in the storage building at any time during this procedure, the steps beginning at Day 2 will be repeated. If a spill occurs which reaches the ground or if contamination is found in the soil samples, the affected soil will be removed for proper disposal until dry, uncontaminated soil is reached. Soil below the removed soil will be sampled, sent to the contract laboratory and tested for the material spilled or the parameters as listed in "Day 25-29, Sample collection and testing". If contamination is found to the groundwater level, a remedial action plan will be submitted to the IDEM within 30 days. All contaminated soil shall be placed into a drum and the above procedure repeated until no hazardous waste is found. From this point, the steps from Day 60 will be followed and between 30 and 60 days would be added to the steps below, depending on the severity of the contamination.

Once proper disposal procedures have been established for all drummed wastes, preparation for shipment of the applicable drums includes proper labeling and marking of the containers, and preparation of the shipping papers and manifest(s).

DAY 65-79

Contact disposal contractor. Copies of the manifests and any new waste stream descriptions along with the applicable F00_ pretreatment certifications will be sent, as necessary (hazardous rinsate or contaminated soil), to the current, licensed disposal contractor. An appointment will be set up for waste pickup.

DAY 80

Waste is picked up by the licensed hazardous waste hauler for transport to the contracted licensed disposal site(s) for reclamation/ recycle.

DAY 81

Certification of closure by an independent registered professional engineer.

DAY 90-150

(up to 60 days after closure) Certification sent to IDEM.

APPENDIX A - POTENTIAL CONTRACT LABORATORIES

EMS Laboratories, Inc.
Two Environmental Plaza
7901 West Morris Street
Indianapolis, Indiana 46231

Sherry Laboratories
2203 South Madison Street
Muncie, Indiana 47302

(FILE: CLOSURE)

APPENDIX II

LETTER FROM GENERAL MOTORS CORPORATION
TO U. S. EPA, REGION V
RE: FORMER DELCO REMY BATTERY PLANT PROPERTY

HYDRA-MATIC

Division of General Motors Corporation Ypsilanti, Michigan 48197

June 23, 1988

Mr. Bill Messenger
United States Environmental Protection
Agency, Region V
230 South Dearborn Street
Mail Code 5HR11
Chicago, Illinois 60604

Subject: General Motors Corporation,
Hydra-matic Division,
Muncie, Indiana;
Former Delco Remy Battery Plant Property

Dear Mr. Messenger:

The Hydra-matic Division of General Motors Corporation ("Hydra-matic") occupies property in Muncie, IN at 1200 W. Eighth Street (EPA ID# IND006066286). The subject property, which is adjacent to the Hydra-matic transmission manufacturing plant site, was formerly the site of the GM Delco Remy Division Battery Plant No. 9. The old battery plant facility was demolished in 1979 with the exception of a warehouse and an entrance gatehouse. The property was then transferred successively from the Delco Remy Division to the Chevrolet Motor Division, the Chevrolet-Pontiac-GM of Canada Group, the Detroit Diesel Allison Division, and ultimately to the Hydra-matic Division.

Hydra-matic is considering selling all or a portion of the subject property. However, a study conducted in 1978, prior to demolition of the former battery plant, indicates that there were lead levels in the soil above background, presumably from battery manufacturing processes. No groundwater contamination was detected. The 1978 study also indicated that the existing lead was unlikely to migrate due to the fact that lead forms highly insoluble compounds in the slightly basic high carbonate soil which existed at the site. Nonetheless, an asphalt cap was placed over the contaminated soil at the time of demolition to minimize the potential for migration of any contaminants.

At the time of the 1978 study and subsequent plant demolition, there were no regulatory notification requirements that would have been applicable to the reported soil contamination. Furthermore, based upon current knowledge, the 1978 study would not appear to require that Hydra-matic notify EPA of a "current release" pursuant to Section 103(a) of the Comprehensive Environmental Response, Compensation and Liability Act ("CERCLA"). However, as a precautionary measure, Hydra-matic is providing this notification pursuant to Section 103(c) of CERCLA.

Hydra-matic intends to conduct an environmental assessment of the site to determine the current condition of the soil and groundwater. Any subsequent action will depend on the findings of the assessment.

Should you have any questions regarding these matters, please contact Gretchen Ferrari at (313) 481-5884.

Very truly yours,

Robert J. Haglund
Hydra-matic Division
Muncie Plant Manager

cc: Office of Environmental Response
Indiana Department of Environmental Management
105 South Meridian Street
Indianapolis, Indiana 46204
Attn: Mr. Glenn Pratt

APPENDIX III

NOTIFICATION OF HAZARDOUS WASTE ACTIVITY

Please print or type with ELITE (type 12 characters/inch) in the unshaded areas only.

GSA No. 0246-EPA-OT

EPA

U.S. ENVIRONMENTAL PROTECTION AGENCY

NOTIFICATION OF HAZARDOUS WASTE ACTIVITY

INSTRUCTIONS: If you received a preprinted label, affix it in the space at left. If any of the information on the label is incorrect, draw a line through it and supply the correct information in the appropriate section below. If the label is complete and correct, leave Items I, II, and III below blank. If you did not receive a preprinted label, complete all items. "Installation" means a single site where hazardous waste is generated, treated, stored and/or disposed of, or a transporter's principal place of business. Please refer to the INSTRUCTIONS FOR FILING NOTIFICATION before completing this form. The information requested herein is required by law *(Section 3010 of the Resource Conservation and Recovery Act)*.

INSTALLATION'S EPA I.D. NO.	IND006066286
NAME OF INSTALLATION	~~GENERAL MOTORS CORPORATION~~
II. INSTALLATION MAILING ADDRESS	PO BOX 2527 MUNCIE, IN 47302
III. LOCATION OF INSTALLATION	1200 WEST 8TH STREET MUNCIE, IN 47302

000084 AUG 13 80

DETACH A

FOR OFFICIAL USE ONLY

COMMENTS: C

INSTALLATION'S EPA I.D. NUMBER: F — APPROVED — DATE RECEIVED (yr., mo., & day): 800818

I. NAME OF INSTALLATION

CHEVROLET MOTOR DIVISION GMC

II. INSTALLATION MAILING ADDRESS

STREET OR P.O. BOX: 3 PO BOX 2527

CITY OR TOWN: 4 MUNCIE — ST.: IN — ZIP CODE: 47302

III. LOCATION OF INSTALLATION

STREET OR ROUTE NUMBER: 5 1200 WEST EIGHTH STREET

CITY OR TOWN: 6 MUNCIE — ST.: IN — ZIP CODE: 47302

IV. INSTALLATION CONTACT

NAME AND TITLE *(last, first, & job title)*: 2 W E SHUMAN GENL. SUPT.-PLT. ENG.

PHONE NO. *(area code & no.)*: 317-747-2352

V. OWNERSHIP

A. NAME OF INSTALLATION'S LEGAL OWNER: 8 GENERAL MOTORS CORPORATION

B. TYPE OF OWNERSHIP *(enter the appropriate letter into box)*: M

F = FEDERAL
M = NON-FEDERAL

VI. TYPE OF HAZARDOUS WASTE ACTIVITY *(enter "X" in the appropriate box(es))*

- [X] A. GENERATION
- [ ] B. TRANSPORTATION *(complete item VII)*
- [X] C. TREAT/STORE/DISPOSE
- [ ] D. UNDERGROUND INJECTION

VII. MODE OF TRANSPORTATION *(transporters only – enter "X" in the appropriate box(es))*

- [ ] A. AIR
- [ ] B. RAIL
- [ ] C. HIGHWAY
- [ ] D. WATER
- [ ] E. OTHER *(specify)*:

VIII. FIRST OR SUBSEQUENT NOTIFICATION

Mark "X" in the appropriate box to indicate whether this is your installation's first notification of hazardous waste activity or a subsequent notification. If this is not your first notification, enter your Installation's EPA I.D. Number in the space provided below.

- [X] A. FIRST NOTIFICATION
- [ ] B. SUBSEQUENT NOTIFICATION *(complete item C)*

C. INSTALLATION'S EPA I.D. NO.: IND006066286

IX. DESCRIPTION OF HAZARDOUS WASTES

Please go to the reverse of this form and provide the requested information.

EPA Form 8700-12 (6-80) AUG 13 1980

CONTINUE ON REVERSE

RECOMMENDATIONS

RECOMMENDATIONS

The Preliminary Review and Visual Site Inspection provided no evidence of current release of hazardous materials to the environment by the Hydra-matic Division of General Motors. Monitoring the asphalt cap for cracks and the groundwater in the area of the former Delco Remy Plant should be continued. The State Recommends no Sampling Visit be performed at this facility, pending review of sampling conducted by GM's contractor at the former battery plant.

State Form 2517

GMC - NYDRY MA

1C 2B

TELEPHONE CALL REPORT

Date 5/5/88 Time —

From: G. Berghoff To: Hertweck

GMC HYDRAMATIC
MUNCIE

Subject Discussed PART B Call in

Summary

Mr. Berghoff called to say that they intended to close the storage unit and go to generator rather than get a permit. He has a closure plan prepared and ~~he~~ wants to meet to discuss it.

Action Required

meeting w/myself & Mr. Berghoff set for 5/6/88

Details

File in County

SBH61-075

K2B

INSPECTION REQUEST FORM

TO: Jim Hunt, Chief, Compliance Monitoring Section

FROM: Floyd R. Hertweck, Jr, Plan Review and Permit Section

THRU: Terry Gray, Chief, Plan Review and Permit Section

Facility: GMC - Hydra-Matic

EPA ID #: IND 006066286

Location: Muncie

Permit Writer's Initials: FRH

Key Date, CMEL: 03 / 07 / 88 (Date Plan Initially Received)

Date of This Request: 03 / 23 / 88

The following type of inspection is requested:

X Part B Call-In (RCRA) Compliance Evaluation (PBE)

____ Pre-Closure Inspection (PCI)

____ Closure Inspection (Final Certification Received ____ / ____ / ____) (CLI)

____ Other Inspection (Comment: _____) (CSI - if closure status inspection)

Priority:

X Part B Closure or Part B Call-In

____ Interim Status Closure

~~It~~ IT is requested that this inspection be conducted before 06 / 07 / 88. If this is not possible, please contact the Plan Review and Permit Section. A typewritten memorandum summarizing the inspection should be sent to the Plan Review and Permit Section within fifteen (15) days of your visit.

TEL/drc
10/3/86

Delaware
GMC - Hydra-Matic
IC 26

INDIANA DEPARTMENT OF ENVIRONMENTAL MANAGEMENT
NANCY A. MALOLEY, Commissioner

105 South Meridian Street
P.O. Box 6015
Indianapolis 46206-6015
Telephone 317-232-8603

March 7, 1988

Mr. Gerard J. Berghoff,
Associate Environmental Engineer
GMC Hydra-Matic Muncie
P.O. Box 2527
Muncie, IN 47307

Re: Part B Permit Application
GMC Hydra-Matic Muncie
Muncie, Indiana
IND 006066286

Dear Mr. Berghoff:

Under the authorities of Indiana Rule 320 IAC 4.1-34-1 and 40 CFR 270.10, this is a formal request for submittal of the Part B portion of the Resource Conservation and Recovery Act (RCRA) Hazardous Waste Permit Application for GMC Hydra-Matic Muncie, 1200 West 8th Street, Muncie, Indiana, IND 006066286.

There are two parts to a RCRA Permit Application--Part A and Part B. The Part A consists of the form your company submitted on November 18, 1980, to the United States Environmental Protection Agency (U.S. EPA). This allowed your company to obtain "interim status," and to continue to operate the following hazardous waste management activities: container storage (S01), 20,000 gallons. On January 31, 1986, the Indiana Department of Environmental Management (IDEM) was authorized to implement the RCRA Program in lieu of the U.S. EPA. The next step in the hazardous waste permitting process would be for your company to submit the Part B Permit Application to the IDEM and the U.S. EPA.

If your company has acted as a treatment, storage or disposal facility (TSD) of hazardous waste at any time after November 19, 1980, and does not wish to continue to do so, then a closure plan must be submitted in lieu of the Part B Permit Application. If you have not treated, stored, or disposed of hazardous waste at any time on or after November 19, 1980, you are not subject to permit requirements. Therefore, you may request in writing an Administrative Change of Status to remove your company from the TSD list.

On November 8, 1984, the Hazardous and Solid Waste Amendments of 1984 (HSWA) were signed into law. This new law amends RCRA, and contains many provisions which affect your company. The final permit will contain a State portion prepared by the IDEM and a Federal portion prepared by the U.S. EPA. One important HSWA provision mandates that interim status shall terminate unless the Part B Permit Application is submitted for a determination regarding issuance of a final permit. Another provision requires corrective action for all releases of hazardous wastes or constituents from any solid waste management unit at a TSD facility seeking a permit under HSWA, regardless of the time at which waste was placed in the unit. The U.S. EPA will address these and other applicable provisions of HSWA during the permit review process.

We have also enclosed a copy of 320 IAC 4.1-41-49, 55 and 56 (rules promulgated prior to the enactment of HSWA) and 40 CFR 264.73(b)(3),(9),(11),(12); 90(a)(1); 101; 190-199 and 40 CFR 270.14(d)(3) and 16 which includes technical standards for the operation of treatment, storage, and disposal facilities. These standards, plus appropriate HSWA standards, will become applicable to your facility upon issuance of a final permit by the IDEM and the U.S. EPA. A copy of our "Part B Completeness Checklist" is also enclosed; it will help you to prepare a comprehensive and complete permit application.

The IDEM and the U.S. EPA are committed to jointly conducting the permitting process as efficiently as possible, and will strive for the simultaneous issuance of the Federal and State portions of the final RCRA permit. I suggest you contact Mr. Floyd R. Hertweck, Jr., of this office at AC 317/232-3264 as you begin preparing your application.

Sincerely,

Jane Magee

Jane Magee
Assistant Commissioner for
Solid and Hazardous Waste Management

FRH/ram

Enclosures: 320 IAC 4.1-34,35,41-49,55 and 56 and
40 CFR Part 264.73(b)(3),(9), (11),(12); 90(a)(1); 101, 190-199 and 40 CFR Part 270.14(d)(3)and 16
320 IAC 6-1
Part B Completeness Checklist

cc: Mr. Hak Cho, U.S. EPA, Region V
Mr. Jim Hunt
Mr. John Hayworth

330

Appendix C

U.S. EPA Fish Consumption Advisory

Angling Indiana - FISH CONSUMPTION ADVISORY

Location	Species	Fish Size	Contaminant	Group
Aboit Creek				
Allen County	Creek Chub	up to 5		unrestricted
Adams Lake				
LaGrange County	Walleye	20+	Hg	1 meal / month (8 ounces / month)
	Yellow Perch	up to 13		unrestricted
Anderson River				
Perry County	Black Buffalo	25+	PCB	1 meal / month (8 ounces / month)
	Bluegill	up to 7		unrestricted
	Common Carp	up to 22		unrestricted
		22+	Hg, PCB	1 meal / week (8 ounces / week)
Spencer County	Channel Catfish	13+	PCB	1 meal / month (8 ounces / month)
Appleman Lake				
LaGrange County	Bluegill	up to 8		unrestricted
	Largemouth Bass	up to 14		unrestricted
	Yellow Perch	up to 10		unrestricted
Atwood Lake				
LaGrange County	Bluegill	up to 7		unrestricted
Ball Lake				
Steuben County	Bluegill	up to 6		unrestricted
	Largemouth Bass	up to 15		unrestricted
	White Sucker	up to 16		unrestricted
Beanblossom Creek				
Monroe County	Channel Catfish	13+	PCB	1 meal / month (8 ounces / month)
Big Blue River				
Henry/Rush County	Common Carp	up to 19	PCB	1 meal / week (8 ounces / week)
		19-24	PCB	1 meal / month (8 ounces / month)
		24+	PCB	1 meal / 2months (8 ounces / 2 months)
	Rock Bass	4-7	PCB	1 meal / month (8 ounces / month)
		7+	PCB	1 meal / 2months (8 ounces / 2 months)
	White Sucker	8-10	PCB	1 meal / month (8 ounces / month)
		10+	PCB	1 meal / 2months (8 ounces / 2 months)
Johnson/Shelby County	Common Carp	up to 19	PCB	1 meal / week (8 ounces / week)
		19-24	PCB	1 meal / month (8 ounces / month)
		24+	PCB	1 meal / 2months (8 ounces / 2 months)
	Northern Hogsucker	8-10	PCB	1 meal / month (8 ounces / month)
		10+	PCB	1 meal / 2months (8 ounces / 2 months)
	Smallmouth Bass	15+	PCB	1 meal / month (8 ounces / month)
	White Sucker	8-10	PCB	1 meal / month (8 ounces / month)
		10+	PCB	1 meal / 2months (8 ounces / 2 months)
Big Camp Creek				
Jefferson County	Longear Sunfish	up to 5		unrestricted
Big Lake				
Noble County	Bluegill	up to 8		unrestricted
	Largemouth Bass	up to 12		unrestricted
Big Monon Creek				
White County	Bluegill	up to 6		unrestricted
	Longear Sunfish	up to 6		unrestricted

General Population

*Sensitive populations include: pregnant or nursing women, women that will become pregnant, and children under 6 years of age. These consumers should use caution when eating some types of sportfish.

**The maximum amount for adults to eat is determined by fishing location, species and fish length. For instance, if you eat the maximum amount of one species during a week, you should not eat any other fish which has a consumption limitation until the following week. Example - if you eat the limit (4 ounces) of a 20 inch long Carp from the Easy Catch River, then you should not eat any other sportfish from the list until the following week.

Angling Indiana - FISH CONSUMPTION ADVISORY

Location	Species	Fish Size	Contaminant	Group
	Rock Bass	up to 8		unrestricted
	White Sucker	up to 10		unrestricted
Big Pine Creek Warren County	Black Redhorse	up to 13		unrestricted
	Flathead Catfish	up to 10		unrestricted
	Longear Sunfish	up to 5		unrestricted
	Smallmouth Bass	11+	PCB	1 meal / month (8 ounces / month)
Big Raccoon Creek Parke County	Black Redhorse	up to 11		unrestricted
	Common Carp	up to 22 22+	Hg, PCB Hg, PCB	1 meal / week (8 ounces / week) 1 meal / month (8 ounces / month)
Big Turkey Lake LaGrange County	Black Crappie	up to 8		unrestricted
	Bluegill	up to 7		unrestricted
Big Walnut Creek Putnam County	Channel Catfish	up to 14		unrestricted
	Common Carp	up to 24 22+	PCB PCB	1 meal / week (8 ounces / week) 1 meal / month (8 ounces / month)
	Longear Sunfish	up to 6		unrestricted
Blue Lake Whitley County	Bluegill	up to 8		unrestricted
Blue River Harrison County	Channel Catfish	15+	PCB	1 meal / month (8 ounces / month)
	Longear Sunfish	up to 5		unrestricted
	Rock Bass	up to 7		unrestricted
	Shorthead Redhorse	17+	PCB	1 meal / month (8 ounces / month)
	Spotted Bass	10+	PCB	1 meal / month (8 ounces / month)
Brookville Reservoir Franklin/Union County	Bluegill	up to 7		unrestricted
	Channel Catfish	19+	PCB	1 meal / month (8 ounces / month)
	Common Carp	up to 20 20+	PCB PCB	1 meal / week (8 ounces / week) 1 meal / month (8 ounces / month)
	Crappie species	up to 9		unrestricted
	Largemouth Bass	up to 15		unrestricted
	Smallmouth Bass	up to 12		unrestricted
	Walleye	up to 18 23+	 PCB	unrestricted 1 meal / month (8 ounces / month)
Buck Creek Delaware County	Longear Sunfish	5-6 6+	PCB PCB	1 meal / month (8 ounces / month) 1 meal / 2months (8 ounces / 2 months)
	Smallmouth Bass	11+	PCB	1 meal / month (8 ounces / month)
	White Sucker	14+	PCB	1 meal / month (8 ounces / month)
Cagles Mill Reservoir (Cataract Lake) Putnam County	Bluegill	up to 7		unrestricted

General Population

*Sensitive populations include: pregnant or nursing women, women that will become pregnant, and children under 6 years of age. These consumers should use caution when eating some types of sportfish.

**The maximum amount for adults to eat is determined by fishing location, species and fish length. For instance, if you eat the maximum amount of one species during a week, you should not eat any other fish which has a consumption limitation until the following week. Example - if you eat the limit (4 ounces) of a 20 inch long Carp from the Easy Catch River, then you should not eat any other sportfish from the list until the following week.

Angling Indiana - FISH CONSUMPTION ADVISORY

Location	Species	Fish Size	Contaminant	Group
	White Crappie	up to 9		unrestricted
Cecil M. Harden Reservoir (Raccoon Lake) Parke County	Black Crappie	up to 8		unrestricted
	Bluegill	up to 6		unrestricted
	Common Carp	ALL	PCB	1 meal / week (8 ounces / week)
	Striped Bass	up to 23		unrestricted
Cedar Creek Allen County	Channel Catfish	18+	PCB	1 meal / month (8 ounces / month)
	Common Carp	up to 22 22+	Hg, PCB PCB	1 meal / week (8 ounces / week) 1 meal / month (8 ounces / month)
	River Chub	4+	PCB	1 meal / month (8 ounces / month)
LaGrange County	Bluegill	up to 8		unrestricted
	Yellow Perch	up to 12		unrestricted
Cedar Lake Lake County	Channel Catfish	15+	PCB	1 meal / month (8 ounces / month)
	Common Carp	20+	PCB	1 meal / month (8 ounces / month)
Cedarville Reservoir Allen County	Bluegill	up to 7		unrestricted
	Common Carp	ALL	Hg, PCB	1 meal / week (8 ounces / week)
	Largemouth Bass	up to 14		unrestricted
	White Crappie	up to 11		unrestricted
	Yellow Bullhead	up to 10		unrestricted
Center Lake Kosciusko County	Black Bullhead	11-14 14+	PCB PCB	1 meal / month (8 ounces / month) 1 meal / 2months (8 ounces / 2 months)
	Bluegill	7+	PCB	1 meal / month (8 ounces / month)
	Largemouth Bass	14+	PCB	1 meal / month (8 ounces / month)
Christiana Creek Elkhart County	Northern Hogsucker	up to 14		unrestricted
	Rock Bass	up to 7		unrestricted
	Yellow Bullhead	up to 9		unrestricted
Cicero Creek Hamilton County (Upstream of Morse Reservoir)	Channel Catfish	24+	PCB	1 meal / month (8 ounces / month)
	Common Carp	up to 20 20+	 PCB	unrestricted 1 meal / week (8 ounces / week)
	Longear Sunfish	up to 6	Chlordane	unrestricted
Clear Creek (East Fork White River Basin) Monroe County	All Fish	ALL	PCB	Do not eat
Clear Creek (Wabash River Basin) Whitley County	Creek Chub	up to 7		unrestricted
Clear Lake Steuben County	Rainbow Trout	up to 18		unrestricted
	Rock Bass	up to 10		unrestricted

General Population

*Sensitive populations include: pregnant or nursing women, women that will become pregnant, and children under 6 years of age. These consumers should use caution when eating some types of sportfish.

**The maximum amount for adults to eat is determined by fishing location, species and fish length. For instance, if you eat the maximum amount of one species during a week, you should not eat any other fish which has a consumption limitation until the following week. Example - if you eat the limit (4 ounces) of a 20 inch long Carp from the Easy Catch River, then you should not eat any other sportfish from the list until the following week.

Angling Indiana - FISH CONSUMPTION ADVISORY

Location	Species	Fish Size	Contaminant	Group
Crane Lake Noble County	Bluegill	up to 8		unrestricted
	Largemouth Bass	up to 12		unrestricted
Crooked Creek Steuben County	Common Carp	up to 23 23+	 PCB	unrestricted 1 meal / week (8 ounces / week)
Crooked Lake Whitley County	Bluegill	up to 8		unrestricted
	Largemouth Bass	up to 9		unrestricted
Deer Creek Carroll County	Common Carp	up to 19 19+	PCB PCB	1 meal / week (8 ounces / week) 1 meal / month (8 ounces / month)
	Longear Sunfish	up to 5		unrestricted
	Smallmouth Bass	10+	PCB	1 meal / month (8 ounces / month)
Dewart Lake Kosciusko County	Black Crappie	up to 12		unrestricted
	Bluegill	up to 8		unrestricted
	Northern Pike	30+	Hg	1 meal / month (8 ounces / month)
Dogwood Lake Daviess County	Redear Sunfish	up to 9		unrestricted
Dugger Lake Sullivan County	Channel Catfish	ALL	PCB	1 meal / month (8 ounces / month)
Eagle Creek Boone/Marion County (Upstream of Eagle Creek Reservoir)	Bluegill	up to 7		unrestricted
	Channel Catfish	up to 16		unrestricted
	Common Carp	up to 22 22+	PCB PCB	1 meal / week (8 ounces / week) 1 meal / month (8 ounces / month)
	White Crappie	up to 9		unrestricted
Marion County (downstream Eagle Creek Reservoir to 10th St.)	Black Crappie	up to 10		unrestricted
	Black Redhorse	up to 13		unrestricted
	Rock Bass	up to 8		unrestricted
Marion County (from 10th. Street to confluence with the White River West Fork)	Longear Sunfish	up to 6	PCB	1 meal / week (8 ounces / week)
	Smallmouth Bass	up to 12	PCB	1 meal / week (8 ounces / week)
Eagle Creek Reservoir Marion County	Bluegill	up to 7		unrestricted
	Common Carp	up to 20 20+	 PCB	unrestricted 1 meal / week (8 ounces / week)
	Largemouth Bass	up to 18		unrestricted
Eagle Lake Noble County	Bluegill	up to 5		unrestricted
	White Sucker	up to 20		unrestricted
Easterday Ditch Kosciusko County	Common Carp	up to 23 23+	PCB PCB	1 meal / week (8 ounces / week) 1 meal / month (8 ounces / month)

General Population

*Sensitive populations include: pregnant or nursing women, women that will become pregnant, and children under 6 years of age. These consumers should use caution when eating some types of sportfish.

**The maximum amount for adults to eat is determined by fishing location, species and fish length. For instance, if you eat the maximum amount of one species during a week, you should not eat any other fish which has a consumption limitation until the following week. Example - if you eat the limit (4 ounces) of a 20 inch long Carp from the Easy Catch River, then you should not eat any other sportfish from the list until the following week.

Angling Indiana - FISH CONSUMPTION ADVISORY

Location	Species	Fish Size	Contaminant	Group
East Fork of White Lick Creek				
Hendricks County	Creek Chub	9+	PCB	1 meal / month (8 ounces / month)
	Northern Hogsucker	11+	PCB	1 meal / month (8 ounces / month)
	Yellow Bullhead	10+	PCB	1 meal / month (8 ounces / month)
East Fork of White River				
Bartholomew/Jackson County	Buffalo species	ALL	PCB	1 meal / month (8 ounces / month)
	Carpsucker species	ALL	PCB	1 meal / month (8 ounces / month)
	Common Carp	up to 18		unrestricted
		18-23	PCB	1 meal / week (8 ounces / week)
		23+	PCB	1 meal / month (8 ounces / month)
	Flathead Catfish	up to 13		unrestricted
		24+	PCB	1 meal / month (8 ounces / month)
	Golden Redhorse	14-16	PCB	1 meal / month (8 ounces / month)
		16+	PCB	1 meal / 2months (8 ounces / 2 months)
	Smallmouth Bass	13+	PCB	1 meal / month (8 ounces / month)
Consumption of any fish from the portion of the East Fork of the White River listed below should be limited to no more than one meal per month (Group 3) by the general population and NO CONSUMPTION of any fish by the sensitive population. Exceptions to this advice are listed below.				
Daviess/Dubois/Lawrence/Martin County	Bluegill	up to 8	PCB	1 meal / week (8 ounces / week)
	Buffalo species	20+	PCB	1 meal / 2months (8 ounces / 2 months)
	Common Carp	up to 15	PCB	1 meal / week (8 ounces / week)
		15-20	PCB	1 meal / month (8 ounces / month)
		20-25	PCB	1 meal / 2months (8 ounces / 2 months)
		25+	PCB	Do not eat
	Shorthead Redhorse	14-16	PCB	1 meal / 2months (8 ounces / 2 months)
		16+	PCB	Do not eat
	Spotted Bass	up to 12	PCB	1 meal / week (8 ounces / week)
East Fork of Whitewater River				
Wayne County	Channel Catfish	15+	PCB	1 meal / month (8 ounces / month)
	Common Carp	up to 18	PCB	1 meal / week (8 ounces / week)
		18+	PCB	1 meal / month (8 ounces / month)
	Longear Sunfish	up to 6		unrestricted
	Northern Hogsucker	up to 9		unrestricted
East Fork of Wildcat Creek				
Howard County	Common Carp	up to 23	PCB	1 meal / week (8 ounces / week)
		23+	PCB	1 meal / month (8 ounces / month)
Eel River (Upper Wabash River Basin)				
Consumption of fish from the Eel River should be limited to no more than one meal per month (Group 3) by the general population and NO CONSUMPTION by the sensitive population. Exceptions are listed below.				
Cass/Miami/Wabash/Whitley County	Bluegill	6+	PCB	1 meal / 2months (8 ounces / 2 months)
	Common Carp	up to 24	PCB	1 meal / month (8 ounces / month)
		24+	PCB	1 meal / 2months (8 ounces / 2 months)
Eel River (West Fork White River Basin)				
Clay/Greene County	Channel Catfish	23+	PCB	1 meal / month (8 ounces / month)
	Sauger	18+	PCB	1 meal / month (8 ounces / month)
Elkhart River				
Elkhart County	Rock Bass	up to 7		unrestricted
	Smallmouth Bass	up to 12		unrestricted
Elkhorn Creek				

General Population

*Sensitive populations include: pregnant or nursing women, women that will become pregnant, and children under 6 years of age. These consumers should use caution when eating some types of sportfish.

**The maximum amount for adults to eat is determined by fishing location, species and fish length. For instance, if you eat the maximum amount of one species during a week, you should not eat any other fish which has a consumption limitation until the following week. Example - if you eat the limit (4 ounces) of a 20 inch long Carp from the Easy Catch River, then you should not eat any other sportfish from the list until the following week.

Angling Indiana - FISH CONSUMPTION ADVISORY

Location	Species	Fish Size	Contaminant	Group
Randolph County	Creek Chub	up to 3		unrestricted
Elliot Ditch Tippecanoe County	All Fish	ALL	PCB	Do not eat
Fall Creek Hamilton/Madison County (Upstream of Geist Reservoir)	Bluegill	up to 7		unrestricted
	Common Carp	up to 24 24+	PCB PCB	1 meal / week (8 ounces / week) 1 meal / month (8 ounces / month)
	Largemouth Bass	up to 15		unrestricted
	Redhorse species	up to 14		unrestricted
	Smallmouth Bass	up to 11		unrestricted
	Spotted Bass	up to 12		unrestricted
	White Crappie	up to 9		unrestricted
Marion County (Downstream Geist Reservoir to Keystone Ave.)	Black Crappie	up to 9		unrestricted
	Bluegill	up to 7		unrestricted
	Common Carp	up to 23 23+	PCB PCB	1 meal / week (8 ounces / week) 1 meal / month (8 ounces / month)
	Redhorse species	up to 17		unrestricted
Marion County Downstream Keystone Ave. to confluence with White River West Fork	Channel Catfish	up to 18 18-20 20+	PCB PCB PCB	1 meal / month (8 ounces / month) 1 meal / 2months (8 ounces / 2 months) Do not eat
	Common Carp	up to 20 20+	PCB PCB	1 meal / 2months (8 ounces / 2 months) Do not eat
	Largemouth Bass	14+	PCB	1 meal / month (8 ounces / month)
Fish (Plato) Lake LaGrange County	Golden Redhorse	up to 18		unrestricted
	White Sucker	up to 19		unrestricted
Flatrock River Bartholomew/Rush/Shelby County	Common Carp	up to 23 23+	PCB PCB	1 meal / week (8 ounces / week) 1 meal / month (8 ounces / month)
	Flathead Catfish	up to 18		unrestricted
Flint Lake Porter County	Bluegill	up to 7		unrestricted
	White Crappie	up to 7		unrestricted
Fox Lake Steuben County	Black Crappie	up to 9		unrestricted
	Bluegill	up to 8		unrestricted
Galena River LaPorte County	Creek Chub	up to 7	PCB	1 meal / month (8 ounces / month)
Geist Reservoir Hamilton/Marion County	Black Crappie	up to 10		unrestricted
	Bluegill	up to 6		unrestricted
	Brown Bullhead	up to 12		unrestricted
	Channel Catfish	22-27	PCB	1 meal / month (8 ounces / month)

General Population

*Sensitive populations include: pregnant or nursing women, women that will become pregnant, and children under 6 years of age. These consumers should use caution when eating some types of sportfish.

**The maximum amount for adults to eat is determined by fishing location, species and fish length. For instance, if you eat the maximum amount of one species during a week, you should not eat any other fish which has a consumption limitation until the following week. Example - if you eat the limit (4 ounces) of a 20 inch long Carp from the Easy Catch River, then you should not eat any other sportfish from the list until the following week.

Angling Indiana - FISH CONSUMPTION ADVISORY

Location	Species	Fish Size	Contaminant	Group
		27+	PCB	1 meal / 2months (8 ounces / 2 months)
	Common Carp	up to 25	PCB	1 meal / week (8 ounces / week)
		25+	PCB	1 meal / month (8 ounces / month)
	Largemouth Bass	up to 18		unrestricted
	Spotted Sucker	up to 14		unrestricted
	White Crappie	up to 9		unrestricted
George Lake (Hobart) Lake County	Bluegill	up to 6		unrestricted
	Largemouth Bass	up to 16		unrestricted
Goose Lake Whitley County	Bluegill	up to 8		unrestricted
	Largemouth Bass	up to 12		unrestricted
Graham Creek Jennings County	Longear Sunfish	up to 6		unrestricted
Grand Calumet River/Indiana Harbor Canal Lake County	All Fish	ALL	PCB	Do not eat
Great Miami River Dearborn County	Alewife	ALL		1 meal / 2months (8 ounces / 2 months)
	Channel Catfish	up to 15	PCB	1 meal / 2months (8 ounces / 2 months)
		15+	PCB	Do not eat
	Common Carp	up to 16	PCB	1 meal / month (8 ounces / month)
		16-20	PCB	1 meal / 2months (8 ounces / 2 months)
		20+	PCB	Do not eat
	Largemouth Bass	18+	PCB	1 meal / month (8 ounces / month)
	White Crappie	8-11	PCB	1 meal / month (8 ounces / month)
		11+	PCB	1 meal / 2months (8 ounces / 2 months)
Greensburg Reservoir Decatur County	Bluegill	up to 8		unrestricted
	Largemouth Bass	up to 9		unrestricted
Griffy Lake Monroe County	Bluegill	up to 6		unrestricted
	Largemouth Bass	13+	Hg	1 meal / month (8 ounces / month)
Hamilton Lake Steuben County	Black Crappie	up to 13		unrestricted
	Brown Bullhead	up to 11		unrestricted
	Largemouth Bass	up to 15		unrestricted
Hanna Creek Union County	Common Carp	up to 16		unrestricted
		16+	Hg, PCB	1 meal / week (8 ounces / week)
Hardy Lake Scott County	Black Crappie	up to 9		unrestricted
	Bluegill	up to 7		unrestricted
	Channel Catfish	up to 22		unrestricted
	Common Carp	ALL	PCB	1 meal / week (8 ounces / week)
	Redear Sunfish	up to 9		unrestricted

General Population

*Sensitive populations include: pregnant or nursing women, women that will become pregnant, and children under 6 years of age. These consumers should use caution when eating some types of sportfish.

**The maximum amount for adults to eat is determined by fishing location, species and fish length. For instance, if you eat the maximum amount of one species during a week, you should not eat any other fish which has a consumption limitation until the following week. Example - if you eat the limit (4 ounces) of a 20 inch long Carp from the Easy Catch River, then you should not eat any other sportfish from the list until the following week.

Angling Indiana - FISH CONSUMPTION ADVISORY

Location	Species	Fish Size	Contaminant	Group
	Spotted Bass	up to 14		unrestricted
	Walleye	up to 16		unrestricted
		22+	Hg	1 meal / month (8 ounces / month)
Henderson Lake				
Noble County	Bluegill	ALL	PCB	1 meal / month (8 ounces / month)
		6+	PCB	1 meal / 2months (8 ounces / 2 months)
	Common Carp	up to 17	PCB	1 meal / week (8 ounces / week)
		17+	PCB	1 meal / month (8 ounces / month)
Hominy Ridge Lake				
Wabash County	Redear Sunfish	up to 8		unrestricted
Honey Creek				
White County	Largemouth Bass	20+	Hg, PCB	1 meal / month (8 ounces / month)
Hovey Lake				
Posey County	Channel Catfish	17-19	PCB	1 meal / month (8 ounces / month)
		up to 19	PCB	1 meal / 2months (8 ounces / 2 months)
	Common Carp	up to 30	PCB	1 meal / week (8 ounces / week)
		30+	PCB	1 meal / month (8 ounces / month)
	Flathead Catfish	17+	PCB	1 meal / month (8 ounces / month)
	Largemouth Bass	15+	PCB	1 meal / month (8 ounces / month)
	River Carpsucker	12+	PCB	1 meal / month (8 ounces / month)
	Smallmouth Buffalo	16-19	PCB	1 meal / month (8 ounces / month)
		19+	PCB	1 meal / 2months (8 ounces / 2 months)
	White Bass	9-12	PCB	1 meal / month (8 ounces / month)
		12+	PCB	1 meal / 2months (8 ounces / 2 months)
Indian Creek (Ohio River Valley)				
Harrison County	Flathead Catfish	up to 13		unrestricted
	Longear Sunfish	up to 6		unrestricted
Indian Creek (Whitewater Basin)				
Union County	Common Carp	up to 9		unrestricted
		9+	Hg	1 meal / week (8 ounces / week)
Iroquois River				
Jasper/Newton County	Channel Catfish	up to 15		unrestricted
	Common Carp	up to 17		unrestricted
		28+	PCB	1 meal / month (8 ounces / month)
	Golden Redhorse	up to 15		unrestricted
	Rock Bass	up to 8		unrestricted
	Shorthead Redhorse	up to 13		unrestricted
J. Edward Roush Lake				
Huntington County	Bigmouth Buffalo	up to 16		unrestricted
	Channel Catfish	24-28	PCB	1 meal / month (8 ounces / month)
		28+	PCB	1 meal / 2months (8 ounces / 2 months)
	Common Carp	up to 22	PCB	1 meal / week (8 ounces / week)
		22+	PCB	1 meal / month (8 ounces / month)
	Freshwater Drum	up to 13		unrestricted
	White Crappie	up to 11		unrestricted
Juday Creek				
St. Joseph County	White Sucker	17+	PCB	1 meal / month (8 ounces / month)

General Population

*Sensitive populations include: pregnant or nursing women, women that will become pregnant, and children under 6 years of age. These consumers should use caution when eating some types of sportfish.

**The maximum amount for adults to eat is determined by fishing location, species and fish length. For instance, if you eat the maximum amount of one species during a week, you should not eat any other fish which has a consumption limitation until the following week. Example - if you eat the limit (4 ounces) of a 20 inch long Carp from the Easy Catch River, then you should not eat any other sportfish from the list until the following week.

Angling Indiana - FISH CONSUMPTION ADVISORY

Location	Species	Fish Size	Contaminant	Group
Kankakee River Lake/LaPorte/Newton County	Bigmouth Buffalo	22+	PCB	1 meal / month (8 ounces / month)
	Black Crappie	up to 10		unrestricted
	Bluegill	up to 6		unrestricted
	Common Carp	up to 20 20+	 PCB	unrestricted 1 meal / week (8 ounces / week)
	Largemouth Bass	up to 11		unrestricted
	Quillback	15+	PCB	1 meal / month (8 ounces / month)
	Rock Bass	up to 8		unrestricted
	Shorthead Redhorse	up to 13		unrestricted
	Silver Redhorse	20+	PCB	1 meal / month (8 ounces / month)
	Smallmouth Bass	up to 11		unrestricted
	Smallmouth Buffalo	22-28 28-32 32+	PCB PCB PCB	1 meal / month (8 ounces / month) 1 meal / 2months (8 ounces / 2 months) Do not eat
	White Crappie	up to 9		unrestricted
Killbuck Creek Madison County	Black Crappie	up to 10		unrestricted
	Bluegill	up to 7		unrestricted
	Common Carp	up to 25 25+	PCB PCB	1 meal / week (8 ounces / week) 1 meal / month (8 ounces / month)
	Rock Bass	up to 8		unrestricted
	Smallmouth Bass	up to 13		unrestricted
	Yellow Bullhead	up to 10		unrestricted
Kilmore Creek Clinton County	Common Carp	up to 12 12+	 PCB	unrestricted 1 meal / week (8 ounces / week)
	Creek Chub	up to 7		unrestricted
Kokomo Creek Howard County	All Fish	ALL	PCB	Do not eat
Kokomo Reservoir Howard County	Black Crappie	up to 11		unrestricted
	Bluegill	up to 7		unrestricted
	Common Carp	up to 19 19+	 PCB	unrestricted 1 meal / week (8 ounces / week)
	Walleye	up to 16		unrestricted
	White Bass	up to 10		unrestricted
	White Crappie	up to 10		unrestricted
Kunkel Lake Wells County	Bluegill	up to 6		unrestricted
Lake Freeman White County	Bluegill	up to 7		unrestricted
	Common Carp	ALL	PCB	1 meal / week (8 ounces / week)
	Largemouth Bass	up to 16		unrestricted

General Population

*Sensitive populations include: pregnant or nursing women, women that will become pregnant, and children under 6 years of age. These consumers should use caution when eating some types of sportfish.

**The maximum amount for adults to eat is determined by fishing location, species and fish length. For instance, if you eat the maximum amount of one species during a week, you should not eat any other fish which has a consumption limitation until the following week. Example - if you eat the limit (4 ounces) of a 20 inch long Carp from the Easy Catch River, then you should not eat any other sportfish from the list until the following week.

Angling Indiana - FISH CONSUMPTION ADVISORY

Location	Species	Fish Size	Contaminant	Group
	Longear Sunfish	up to 5		unrestricted
	River Carpsucker	up to 17 17+	PCB PCB	1 meal / month (8 ounces / month) 1 meal / 2months (8 ounces / 2 months)
	Smallmouth Bass	up to 15		unrestricted
	White Crappie	up to 10		unrestricted
Lake George Steuben County	Redear Sunfish	up to 9		unrestricted
Lake James Steuben County	Northern Pike	20-36 36+	Hg Hg	1 meal / month (8 ounces / month) 1 meal / 2months (8 ounces / 2 months)
Lake Lemon Monroe County	Black Crappie	up to 7		unrestricted
	Bluegill	up to 6		unrestricted
	Flathead Catfish	20+	PCB	1 meal / month (8 ounces / month)
	Redear Sunfish	up to 9		unrestricted
	White Crappie	up to 9		unrestricted
Lake Maxinkuckee Marshall County	Channel Catfish	21+	PCB	1 meal / month (8 ounces / month)
	Walleye	23+	Hg	1 meal / month (8 ounces / month)
Lake Michigan The following advice also applies to all immediate tributaries flowing into Lake Michigan. Lake/LaPorte/Porter County And all tributaries except for the Grand Calumet River/Indiana Harbor Canal	Black Crappie	up to 7	PCB	1 meal / week (8 ounces / week)
		7-8 8+	PCB PCB	1 meal / month (8 ounces / month) 1 meal / 2months (8 ounces / 2 months)
	Bloater	ALL	PCB	1 meal / month (8 ounces / month)
	Bluegill	up to 8 8+	PCB Hg	1 meal / week (8 ounces / week) 1 meal / month (8 ounces / month)
	Brook Trout	ALL	PCB	1 meal / month (8 ounces / month)
	Brown Trout	up to 28 28+	PCB PCB	1 meal / month (8 ounces / month) 1 meal / 2months (8 ounces / 2 months)
	Channel Catfish	ALL	PCB	Do not eat
	Chinook Salmon	ALL	PCB	1 meal / month (8 ounces / month)
	Coho Salmon	ALL	PCB	1 meal / month (8 ounces / month)
	Common Carp	ALL	PCB	Do not eat
	Freshwater Drum	up to 16 16+	PCB PCB	1 meal / month (8 ounces / month) 1 meal / 2months (8 ounces / 2 months)
	Lake Trout	up to 25 25-29 29+	PCB PCB PCB	1 meal / month (8 ounces / month) 1 meal / 2months (8 ounces / 2 months) Do not eat
	Lake Whitefish	ALL	PCB	1 meal / month (8 ounces / month)
	Largemouth Bass	up to 7 7+	PCB PCB	1 meal / month (8 ounces / month) 1 meal / 2months (8 ounces / 2 months)
	Longnose Sucker	up to 20 20+	PCB PCB	1 meal / week (8 ounces / week) 1 meal / month (8 ounces / month)

General Population

*Sensitive populations include: pregnant or nursing women, women that will become pregnant, and children under 6 years of age. These consumers should use caution when eating some types of sportfish.

**The maximum amount for adults to eat is determined by fishing location, species and fish length. For instance, if you eat the maximum amount of one species during a week, you should not eat any other fish which has a consumption limitation until the following week. Example - if you eat the limit (4 ounces) of a 20 inch long Carp from the Easy Catch River, then you should not eat any other sportfish from the list until the following week.

Angling Indiana - FISH CONSUMPTION ADVISORY

Location	Species	Fish Size	Contaminant	Group
	Northern Pike	up to 14	PCB	1 meal / month (8 ounces / month)
		14+	PCB	1 meal / 2months (8 ounces / 2 months)
	Pink Salmon	ALL	PCB	1 meal / month (8 ounces / month)
	Quillback	up to 20	PCB	1 meal / week (8 ounces / week)
		20+	PCB	1 meal / month (8 ounces / month)
	Rainbow Trout	up to 22	PCB	1 meal / week (8 ounces / week)
	Rock Bass	up to 9	PCB	1 meal / week (8 ounces / week)
		9+	PCB	1 meal / month (8 ounces / month)
	Silver Redhorse	up to 25	PCB	1 meal / 2months (8 ounces / 2 months)
		25+	PCB	Do not eat
	Smallmouth Bass	up to 16	PCB	1 meal / week (8 ounces / week)
		16+	PCB	1 meal / month (8 ounces / month)
	Smelt	ALL	PCB	1 meal / week (8 ounces / week)
	Steelhead	22+	PCB	1 meal / month (8 ounces / month)
	Walleye	up to 17		1 meal / week (8 ounces / week)
		17-21	PCB	1 meal / month (8 ounces / month)
		21+	PCB	1 meal / 2months (8 ounces / 2 months)
	White Sucker	up to 15	PCB	1 meal / week (8 ounces / week)
		15-23	PCB	1 meal / month (8 ounces / month)
		23+	PCB	1 meal / 2months (8 ounces / 2 months)
	Yellow Perch	ALL	PCB	1 meal / week (8 ounces / week)
Lake of the Woods				
LaGrange County	Bluegill	up to 6		unrestricted
Marshall County	Bluegill	up to 9		unrestricted
	Common Carp	up to 22	PCB	1 meal / week (8 ounces / week)
		22+	PCB	1 meal / month (8 ounces / month)
Lake Shafer				
White County	Bluegill	up to 7		unrestricted
	Common Carp	ALL	PCB	1 meal / week (8 ounces / week)
	Largemouth Bass	up to 16		unrestricted
	Longear Sunfish	up to 5		unrestricted
	River Carpsucker	up to 17	PCB	1 meal / month (8 ounces / month)
		17+	PCB	1 meal / 2months (8 ounces / 2 months)
	Smallmouth Bass	up to 15		unrestricted
	White Crappie	up to 10		unrestricted
Lake Shipshewana				
LaGrange County	Common Carp	up to 30	PCB	1 meal / week (8 ounces / week)
		30+	PCB	1 meal / month (8 ounces / month)
Lake Wapehani				
Monroe County	Bluegill	up to 6		unrestricted
Lake Wawasee				
Kosciusko County	Bullhead species	15+	PCB	1 meal / month (8 ounces / month)
Laughery Creek				
Dearborn County	White Crappie	up to 10		unrestricted
Dearborn/Ohio County	Common Carp	ALL	Hg, PCB	1 meal / week (8 ounces / week)
Little Barbee Lake				
Kosciusko County	Bluegill	up to 7		unrestricted

General Population

*Sensitive populations include: pregnant or nursing women, women that will become pregnant, and children under 6 years of age. These consumers should use caution when eating some types of sportfish.

**The maximum amount for adults to eat is determined by fishing location, species and fish length. For instance, if you eat the maximum amount of one species during a week, you should not eat any other fish which has a consumption limitation until the following week. Example - if you eat the limit (4 ounces) of a 20 inch long Carp from the Easy Catch River, then you should not eat any other sportfish from the list until the following week.

Angling Indiana - FISH CONSUMPTION ADVISORY

Location	Species	Fish Size	Contaminant	Group
Little Blue River Shelby County	Northern Hogsucker	11+	PCB	1 meal / month (8 ounces / month)
Little Blue River (Ohio River Basin) Crawford County	Bluegill	up to 7		unrestricted
	Channel Catfish	16+	PCB	1 meal / month (8 ounces / month)
	Common Carp	up to 23 23+	 PCB	unrestricted 1 meal / week (8 ounces / week)
	Freshwater Drum	18+	PCB	1 meal / month (8 ounces / month)
	Largemouth Bass	up to 10 18+	 PCB	unrestricted 1 meal / month (8 ounces / month)
	Sauger	14+	PCB	1 meal / month (8 ounces / month)
	White Crappie	up to 9		unrestricted
Little Calumet River Lake County	Common Carp	ALL	PCB	Do not eat
	White Sucker	up to 11		unrestricted
	Yellow Bullhead	up to 10		unrestricted
Porter County	Black Buffalo	ALL	PCB	1 meal / month (8 ounces / month)
	Bluegill	up to 7		unrestricted
	Channel Catfish	ALL	PCB	1 meal / 2months (8 ounces / 2 months)
	Common Carp	up to 22 22+	PCB PCB	1 meal / month (8 ounces / month) 1 meal / 2months (8 ounces / 2 months)
	Flathead Catfish	ALL	PCB	1 meal / month (8 ounces / month)
	Largemouth Bass	up to 13		unrestricted
Little Mississinewa River Randolph County	All Fish	ALL	PCB	Do not eat
Little Pigeon Creek Warrick County	Bluegill	up to 5		unrestricted
	Channel Catfish	17+	PCB	1 meal / month (8 ounces / month)
	Freshwater Drum	19+	PCB	1 meal / month (8 ounces / month)
	Largemouth Bass	11+	PCB	1 meal / month (8 ounces / month)
	Sauger	18+	PCB	1 meal / month (8 ounces / month)
Little Pipe Creek Miami County	Creek Chub	up to 5		unrestricted
Little Salt Creek Lawrence County	Longear Sunfish	up to 4		unrestricted
Little Sugar Creek (Wabash River Basin) Montgomery County (including Walnut Fork Sugar Creek to Sugar Creek)	All Fish	ALL	PCB	Do not eat
Little Suger Creek (East Fork White River Basin) Hancock County	Creek Chub	ALL	PCB	1 meal / month (8 ounces / month)
Little Wabash River Allen/Huntington County	Longear Sunfish	up to 6		unrestricted
	Northern Hogsucker	up to 11		unrestricted
	White Sucker	up to 7		unrestricted

General Population

*Sensitive populations include: pregnant or nursing women, women that will become pregnant, and children under 6 years of age. These consumers should use caution when eating some types of sportfish.

**The maximum amount for adults to eat is determined by fishing location, species and fish length. For instance, if you eat the maximum amount of one species during a week, you should not eat any other fish which has a consumption limitation until the following week. Example - if you eat the limit (4 ounces) of a 20 inch long Carp from the Easy Catch River, then you should not eat any other sportfish from the list until the following week.

Angling Indiana - FISH CONSUMPTION ADVISORY

Location	Species	Fish Size	Contaminant	Group
Loomis Lake Porter County	Bluegill	up to 8		unrestricted
Steuben County	Bluegill	up to 6		unrestricted
Loon Lake Whitley County	Bluegill	up to 7		unrestricted
	Largemouth Bass	up to 14		unrestricted
Lower Fish Lake LaPorte County	Bluegill	up to 8		unrestricted
	Channel Catfish	30+	PCB	1 meal / month (8 ounces / month)
	Walleye	18+	Hg	1 meal / month (8 ounces / month)
Marquette Lagoon (east and middle basins) Lake County Also known as the Grand Calumet lagoons or Miller Lagoons.	Bluegill	4-7	PCB	1 meal / month (8 ounces / month)
		7+	PCB	1 meal / 2months (8 ounces / 2 months)
	Largemouth Bass	12+	PCB	1 meal / month (8 ounces / month)
Marquette Lagoon (west basin) Lake County Also known as the Grand Calumet Lagoons or Miller Lagoons.	All Fish	ALL	PCB	Do not eat
Maumee River Consumption of any fish from the Maumee River in Indiana should be limited to no more than one meal per month (Group 3) for the general population and NO CONSUMPTION of any fish for the sensitive population. Exceptions to this advice for the general population are:				
Allen County	Common Carp	20+	PCB	1 meal / 2months (8 ounces / 2 months)
	River Redhorse	14+	PCB	1 meal / 2months (8 ounces / 2 months)
	Rock Bass	8+	PCB	1 meal / 2months (8 ounces / 2 months)
	Shorthead Redhorse	16+	PCB	1 meal / 2months (8 ounces / 2 months)
	Walleye	up to 21 21+	PCB PCB	1 meal / 2months (8 ounces / 2 months) Do not eat
McClish Lake Steuben County	Bluegill	up to 7		unrestricted
Middle Fork Wildcat Creek Tippecanoe County	Channel Catfish	20+	PCB	1 meal / month (8 ounces / month)
	Common Carp	up to 22 22+	PCB PCB	1 meal / week (8 ounces / week) 1 meal / month (8 ounces / month)
	Freshwater Drum	up to 13		unrestricted
	Redhorse species	up to 13		unrestricted
Mill Creek Fulton County	Creek Chub	up to 5		unrestricted
Mill Pond Marshall County	Redear Sunfish	up to 7		unrestricted
Mississinewa Reservoir Wabash County	Bigmouth Buffalo	up to 19		unrestricted
	Bluegill	up to 7		unrestricted
	Channel Catfish	ALL	PCB	1 meal / month (8 ounces / month)
	Common Carp	up to 20 20+	PCB PCB	1 meal / week (8 ounces / week) 1 meal / month (8 ounces / month)
	White Crappie	up to 10		unrestricted

General Population

*Sensitive populations include: pregnant or nursing women, women that will become pregnant, and children under 6 years of age. These consumers should use caution when eating some types of sportfish.

**The maximum amount for adults to eat is determined by fishing location, species and fish length. For instance, if you eat the maximum amount of one species during a week, you should not eat any other fish which has a consumption limitation until the following week. Example - if you eat the limit (4 ounces) of a 20 inch long Carp from the Easy Catch River, then you should not eat any other sportfish from the list until the following week.

Angling Indiana - FISH CONSUMPTION ADVISORY

Location	Species	Fish Size	Contaminant	Group
Consumption of fish from the Mississinewa River in Delaware, Grant, and Miami counties should be limited to no more than one meal per week (Group 2) by the general population (and one meal per month by the sensitive population). Exceptions to this advice for the general population are listed below.				
Delaware/Grant County	Channel Catfish	up to 24	PCB	1 meal / month (8 ounces / month)
		24+	PCB	1 meal / 2months (8 ounces / 2 months)
	Common Carp	up to 21	PCB	1 meal / month (8 ounces / month)
		21+	PCB	1 meal / 2months (8 ounces / 2 months)
	Flathead Catfish	16+	PCB	1 meal / month (8 ounces / month)
	Quillback	15+	PCB	1 meal / 2months (8 ounces / 2 months)
	White Crappie	up to 9		unrestricted
	White Sucker	10+	PCB	1 meal / 2months (8 ounces / 2 months)
Miami County	Common Carp	15-20	PCB	1 meal / month (8 ounces / month)
		20-25	PCB	1 meal / 2months (8 ounces / 2 months)
		25+	PCB	Do not eat
Mississinewa River				
Consumption of fish from the Mississinewa River in Randolph County should be limited to no more than one meal per month (Group 3) by the general population and NO CONSUMPTION by the sensitive population. Exceptions to this advice for the general population are listed below.				
Randolph County	Channel Catfish	ALL	PCB	Do not eat
	Common Carp	up to 19	PCB	1 meal / 2months (8 ounces / 2 months)
		19+	PCB	Do not eat
	Green Sunfish	3+	PCB	1 meal / month (8 ounces / month)
	Quillback	15+	PCB	1 meal / 2months (8 ounces / 2 months)
	White Crappie	10+	PCB	1 meal / 2months (8 ounces / 2 months)
	White Sucker	10+	PCB	1 meal / 2months (8 ounces / 2 months)
Monroe Reservoir				
Monroe County	Bluegill	up to 7		unrestricted
	Common Carp	ALL	Hg	1 meal / week (8 ounces / week)
	Walleye	21+	Hg	1 meal / month (8 ounces / month)
Morse Reservoir				
Hamilton County	Bluegill	up to 7		unrestricted
	Common Carp	ALL		1 meal / week (8 ounces / week)
	Golden Redhorse	up to 18		unrestricted
	Largemouth Bass	up to 17		unrestricted
	River Carpsucker	up to 17		unrestricted
	White Bass	up to 16		unrestricted
	White Crappie	up to 11		unrestricted
Mud Creek				
Fulton County	Creek Chub	up to 7		unrestricted
	White Sucker	up to 11		unrestricted
Muddy Fork of Sand Creek				
Decatur County	Black Redhorse	15+	Hg	1 meal / month (8 ounces / month)
	Bluegill	up to 6	Hg	unrestricted
	Northern Hogsucker	6-10	PCB	1 meal / month (8 ounces / month)
		10+	PCB	1 meal / 2months (8 ounces / 2 months)
	Rock Bass	up to 6		unrestricted
	White Sucker	12+		unrestricted

General Population

*Sensitive populations include: pregnant or nursing women, women that will become pregnant, and children under 6 years of age. These consumers should use caution when eating some types of sportfish.

**The maximum amount for adults to eat is determined by fishing location, species and fish length. For instance, if you eat the maximum amount of one species during a week, you should not eat any other fish which has a consumption limitation until the following week. Example - if you eat the limit (4 ounces) of a 20 inch long Carp from the Easy Catch River, then you should not eat any other sportfish from the list until the following week.

Angling Indiana - FISH CONSUMPTION ADVISORY

Location	Species	Fish Size	Contaminant	Group
Muscatatuck River Jackson/Washington County	Bigmouth Buffalo	26+	PCB	1 meal / month (8 ounces / month)
	Common Carp	ALL	Hg	1 meal / week (8 ounces / week)
	Freshwater Drum	17+	Hg	1 meal / month (8 ounces / month)
	Smallmouth Buffalo	23+	PCB	1 meal / month (8 ounces / month)
North Chain Lake St. Joseph County	Channel Catfish	22+	PCB	1 meal / month (8 ounces / month)
	Walleye	20+	Hg	1 meal / week (8 ounces / week)
North Fork Salt Creek Brown County	Common Carp	up to 23 23+	 Hg	unrestricted 1 meal / week (8 ounces / week)
	Longear Sunfish	ALL		unrestricted
North Fork Vernon Fork Muscatatuck River Jennings County	Common Carp	up to 20 20+	 Hg	unrestricted 1 meal / week (8 ounces / week)
	Longear Sunfish	ALL		unrestricted
Posey County J.T. Myers tailwaters in Posey County to the Mississippi River (River mile 846.1 to 981).	Bighead Carp	ALL	PCB	1 meal / week (8 ounces / week)
	Blue Catfish	up to 22 22+	PCB PCB	1 meal / week (8 ounces / week) 1 meal / month (8 ounces / month)
	Channel Catfish	up to 18 18+	PCB PCB	1 meal / week (8 ounces / week) 1 meal / month (8 ounces / month)
	Common Carp	up to 22 22+	PCB PCB	1 meal / week (8 ounces / week) 1 meal / month (8 ounces / month)
	Crappie species	ALL	PCB	1 meal / week (8 ounces / week)
	Flathead Catfish	ALL	PCB	1 meal / month (8 ounces / month)
	Freshwater Drum	up to 14 14+	PCB PCB	1 meal / week (8 ounces / week) 1 meal / month (8 ounces / month)
	Largemouth Bass	ALL	PCB	1 meal / month (8 ounces / month)
	Sauger	ALL	PCB	1 meal / week (8 ounces / week)
	Saugeye	ALL	PCB	1 meal / week (8 ounces / week)
	Shovelnose Sturgeon	ALL	PCB	1 meal / month (8 ounces / month)
	Smallmouth Bass	ALL	PCB	1 meal / month (8 ounces / month)
	Spotted Bass	ALL	PCB	1 meal / month (8 ounces / month)
	Striped Bass	ALL	PCB	1 meal / month (8 ounces / month)
	Sucker species	ALL	PCB	1 meal / week (8 ounces / week)
	Walleye	ALL	PCB	1 meal / week (8 ounces / week)
	White Bass	ALL	PCB	1 meal / month (8 ounces / month)
	Wiper	ALL	PCB	1 meal / month (8 ounces / month)
Ohio River Posey/Warrick County ORSANCO FCA Segment 3. Belleville tailwaters to the J.T. Myers Lock and Dam(River mile 204 to 846). switzerland County to Posey County.	Bighead Carp	ALL	PCB	1 meal / month (8 ounces / month)

General Population

*Sensitive populations include: pregnant or nursing women, women that will become pregnant, and children under 6 years of age. These consumers should use caution when eating some types of sportfish.

**The maximum amount for adults to eat is determined by fishing location, species and fish length. For instance, if you eat the maximum amount of one species during a week, you should not eat any other fish which has a consumption limitation until the following week. Example - if you eat the limit (4 ounces) of a 20 inch long Carp from the Easy Catch River, then you should not eat any other sportfish from the list until the following week.

Angling Indiana - FISH CONSUMPTION ADVISORY

Location	Species	Fish Size	Contaminant	Group
	Channel Catfish	up to 18 18+	PCB PCB	1 meal / month (8 ounces / month) 1 meal / 2months (8 ounces / 2 months)
	Common Carp	ALL	PCB	1 meal / month (8 ounces / month)
	Crappie species	ALL	PCB	1 meal / week (8 ounces / week)
	Flathead Catfish	ALL	PCB	1 meal / month (8 ounces / month)
	Freshwater Drum	up to 14 14+	PCB PCB	1 meal / week (8 ounces / week) 1 meal / month (8 ounces / month)
	Largemouth Bass	ALL	PCB	1 meal / week (8 ounces / week)
	Sauger	ALL	PCB	1 meal / week (8 ounces / week)
	Saugeye	ALL	PCB	1 meal / week (8 ounces / week)
	Smallmouth Bass	ALL	PCB	1 meal / week (8 ounces / week)
	Spotted Bass	ALL	PCB	1 meal / week (8 ounces / week)
	Striped Bass	ALL	PCB	1 meal / month (8 ounces / month)
	Sucker species	ALL	PCB	1 meal / month (8 ounces / month)
	Walleye	ALL	PCB	1 meal / week (8 ounces / week)
	White Bass	ALL	PCB	1 meal / month (8 ounces / month)
	Wiper	ALL	PCB	1 meal / month (8 ounces / month)
Old Lake Whitley County	Bluegill	up to 7		unrestricted
	Largemouth Bass	up to 14		unrestricted
Olin Lake LaGrange County	Common Carp	ALL	PCB	1 meal / week (8 ounces / week)
	Rainbow Trout	up to 15		unrestricted
Oliver Lake LaGrange County	Common Carp	ALL	PCB	1 meal / week (8 ounces / week)
Otter Creek Vigo County	Black Redhorse	14+	PCB	1 meal / month (8 ounces / month)
	Spotted Bass	8+	PCB	1 meal / month (8 ounces / month)
Palestine Lake Kosciusko County	Bluegill	8+	PCB	1 meal / month (8 ounces / month)
	Largemouth Bass	12-15 15+	Hg, PCB PCB	1 meal / month (8 ounces / month) 1 meal / 2months (8 ounces / 2 months)
Patoka Reservoir Dubois/Orange County	Bluegill	up to 7		unrestricted
	Common Carp	up to 19 19+	 Hg	unrestricted 1 meal / week (8 ounces / week)
	Freshwater Drum	up to 16		unrestricted
Patoka River Dubois/Gibson/Pike County	Carpsucker species	14+	PCB	1 meal / month (8 ounces / month)
	Channel Catfish	up to 14 18+	 PCB	unrestricted 1 meal / month (8 ounces / month)
	Common Carp	ALL	Hg, PCB	1 meal / week (8 ounces / week)
	White Crappie	up to 9		unrestricted

General Population

*Sensitive populations include: pregnant or nursing women, women that will become pregnant, and children under 6 years of age. These consumers should use caution when eating some types of sportfish.

**The maximum amount for adults to eat is determined by fishing location, species and fish length. For instance, if you eat the maximum amount of one species during a week, you should not eat any other fish which has a consumption limitation until the following week. Example - if you eat the limit (4 ounces) of a 20 inch long Carp from the Easy Catch River, then you should not eat any other sportfish from the list until the following week.

Angling Indiana - FISH CONSUMPTION ADVISORY

Location	Species	Fish Size	Contaminant	Group
	Wiper	25+	PCB	1 meal / month (8 ounces / month)
Paw Paw Creek Miami County	Creek Chub	up to 7		unrestricted
	White Sucker	up to 10		unrestricted
Pigeon Creek (Ohio River Basin) Vanderburgh County	Channel Catfish	20+	PCB	1 meal / month (8 ounces / month)
	Flathead Catfish	16+	PCB	1 meal / month (8 ounces / month)
Pigeon Creek (St. Joseph River Basin) Steuben County	Common Carp	up to 21 21-25 25+	PCB PCB PCB	1 meal / week (8 ounces / week) 1 meal / month (8 ounces / month) 1 meal / 2months (8 ounces / 2 months)
Pigeon River LaGrange County	Horneyhead Chub	up to 6		unrestricted
	Rock Bass	up to 8		unrestricted
Pike Lake Kosciusko County	Largemouth Bass	ALL 13+	Hg Hg	1 meal / month (8 ounces / month) 1 meal / 2months (8 ounces / 2 months)
	Walleye	14+	PCB	1 meal / month (8 ounces / month)
Pipe Creek (Wabash River Basin) Miami County	Creek Chub	up to 7		unrestricted
	White Sucker	up to 10		unrestricted
Pipe Creek (White River Basin) Madison County	Carp	ALL	PCB	1 meal / month (8 ounces / month)
	Channel Catfish	ALL	PCB	1 meal / month (8 ounces / month)
	White Sucker	12+	PCB	1 meal / month (8 ounces / month)
Pleasant Lake Steuben County	Bullhead species	12+	PCB	1 meal / month (8 ounces / month)
Pleasant Run Creek Lawrence County	All Fish	ALL	PCB	Do not eat
Prairie Creek Boone County	Creek Chub	6-7	PCB	1 meal / month (8 ounces / month)
Prairie Creek Reservoir Delaware County	Bluegill	up to 8		unrestricted
	Common Carp	up to 19 19+	Hg, PCB	unrestricted 1 meal / week (8 ounces / week)
	Largemouth Bass	up to 11		unrestricted
	Smallmouth Bass	up to 11		unrestricted
	Walleye	up to 14		unrestricted
	White Crappie	up to 8		unrestricted
	Yellow Perch	up to 7		unrestricted
Reservoir 29 Sullivan County	Bluegill	up to 9		unrestricted
	Redear Sunfish	up to 9		unrestricted
	Yellow Bullhead	up to 12		unrestricted

General Population

*Sensitive populations include: pregnant or nursing women, women that will become pregnant, and children under 6 years of age. These consumers should use caution when eating some types of sportfish.

**The maximum amount for adults to eat is determined by fishing location, species and fish length. For instance, if you eat the maximum amount of one species during a week, you should not eat any other fish which has a consumption limitation until the following week. Example - if you eat the limit (4 ounces) of a 20 inch long Carp from the Easy Catch River, then you should not eat any other sportfish from the list until the following week.

Angling Indiana - FISH CONSUMPTION ADVISORY

Location	Species	Fish Size	Contaminant	Group
Consumption of any fish from Richland Creek from Solsberry to the White River West Fork should be limited to no more than one meal per week (Group 2) by the general population and limited to one meal per month by the sensitive population. Exceptions for the general population are listed below.				
Greene County from Newark Road near Solsberry to its confluence with the White River West Fork	Longear Sunfish	up to 6		unrestricted
Richland Creek				
Consumption of any fish from Richland Creek in Greene, Monroe, and Owen counties to near Solsberry should be limited to no more than one meal per month (Group 3) by the teneral population and NO CONSUMPTION by the senesitive population. Exceptions for the general population are listed below.				
Greene/Monroe/Owen County to Newark Road near Solsberry in Greene County	Longear Sunfish	up to 5	PCB	1 meal / week (8 ounces / week)
	Rock Bass	up to 6	PCB	1 meal / week (8 ounces / week)
	Spotted Bass	up to 11	PCB	1 meal / week (8 ounces / week)
Rock Creek				
Huntington County	Common Carp	up to 20		unrestricted
		20+	Hg	1 meal / week (8 ounces / week)
	Longear Sunfish	up to 4		unrestricted
Rockville Lake				
Parke County	Bluegill	up to 6		unrestricted
	Redear Sunfish	up to 9		unrestricted
Salamonie Reservoir				
Wabash County	Bluegill	up to 7		unrestricted
	Common Carp	ALL	Hg	1 meal / week (8 ounces / week)
	Freshwater Drum	up to 11		unrestricted
	White Crappie	ALL		unrestricted
Salamonie River				
Blackford/Huntington/Jay/Wabash County	Common Carp	ALL	Hg, PCB	1 meal / week (8 ounces / week)
	Freshwater Drum	up to 11		unrestricted
	Golden Redhorse	up to 11		unrestricted
	Rock Bass	up to 6		unrestricted
	Spotted Sucker	up to 10		unrestricted
	White Crappie	up to 8		unrestricted
	White Sucker	up to 7		unrestricted
Lawrence County	All Fish	up to	PCB	Do not eat
Salt Creek				
The listing below is based on limited data. It should be noted that fish migrate. Fish not sampled from these waters may migrate from the confluence of Clear Creek and Salt Creek, 1.3 miles south. Salt Creek to the confluence with the East Fork White River and Clear Creek are NO CONSUMPTION waters.				
Monroe County tailwater of Monroe Reservoir Dam to Clear Creek	Freshwater Drum	up to 16	PCB	1 meal / 2months (8 ounces / 2 months)
		16+	PCB	Do not eat
	Striped Bass	12+	PCB	1 meal / month (8 ounces / month)
	Walleye	15-21		1 meal / month (8 ounces / month)
		21+	PCB	1 meal / 2months (8 ounces / 2 months)
Sand Creek				
Decatur/Jackson/Jennings County	Channel Catfish	up to 13		unrestricted
	Common Carp	ALL	Hg	1 meal / week (8 ounces / week)
	Longear Sunfish	up to 5		unrestricted
	Northern Hogsucker	up to 8		unrestricted

General Population

*Sensitive populations include: pregnant or nursing women, women that will become pregnant, and children under 6 years of age. These consumers should use caution when eating some types of sportfish.

**The maximum amount for adults to eat is determined by fishing location, species and fish length. For instance, if you eat the maximum amount of one species during a week, you should not eat any other fish which has a consumption limitation until the following week. Example - if you eat the limit (4 ounces) of a 20 inch long Carp from the Easy Catch River, then you should not eat any other sportfish from the list until the following week.

Angling Indiana - FISH CONSUMPTION ADVISORY

Location	Species	Fish Size	Contaminant	Group
	Redhorse species	up to 9		unrestricted
	River Carpsucker	up to 12		unrestricted
	Rock Bass	up to 5		unrestricted
	White Crappie	up to		unrestricted
	White Sucker	up to 12		unrestricted
Silver Creek Floyd County	Channel Catfish	up to 10		unrestricted
	Common Carp	up to 21 21-25 25+	PCB PCB PCB	1 meal / week (8 ounces / week) 1 meal / month (8 ounces / month) 1 meal / 2months (8 ounces / 2 months)
	Freshwater Drum	18+	PCB	1 meal / month (8 ounces / month)
	Longear Sunfish	up to 5		unrestricted
Simonton Lake Elkhart County	Black Crappie	up to 11		unrestricted
	Walleye	up to 16		unrestricted
Skinner Lake Noble County	Black Crappie	up to 8		unrestricted
	Bluegill	up to 7		unrestricted
	Common Carp	up to 25 25+	 PCB	unrestricted 1 meal / week (8 ounces / week)
	Largemouth Bass	up to 10		unrestricted
	Yellow Bullhead	up to 11		unrestricted
South Fork Wildcat Creek Consumption of fish from the South Fork of the Wildcat Creek in Clinton County should be limited to no more than one meal per month (Group 3) by the general population and NO CONSUMPTION by the sensitive population. Exceptions to this advice for the general population are below. Clinton County	Common Carp	up to 15 15-20 20-25 25+	PCB PCB PCB PCB	1 meal / week (8 ounces / week) 1 meal / month (8 ounces / month) 1 meal / 2months (8 ounces / 2 months) Do not eat
Consumption of fish from the South Fork of the Wildcat Creek in Tippecanoe County should be limited to no more than one meal per week (Group 2) by the general population and one meal per month for the sensitive population. Exceptions to this advice for the general population are listed below. Tippecanoe County	Channel Catfish	13+	PCB	1 meal / month (8 ounces / month)
	Common Carp	up to 18 18-26 26+	PCB PCB PCB	1 meal / week (8 ounces / week) 1 meal / month (8 ounces / month) 1 meal / 2months (8 ounces / 2 months)
	Flathead Catfish	up to 12		unrestricted
Springwood Lake Wayne County	Channel Catfish	ALL	PCB	1 meal / month (8 ounces / month)
	Common Carp	up to 24 24+	PCB PCB	1 meal / week (8 ounces / week) 1 meal / month (8 ounces / month)
St. Joseph River (Lake Erie Basin) Allen County	Black Crappie	9-11 11+	PCB PCB	1 meal / month (8 ounces / month) 1 meal / 2months (8 ounces / 2 months)
	Black Redhorse	13-16 16+	PCB PCB	1 meal / month (8 ounces / month) 1 meal / 2months (8 ounces / 2 months)
	Channel Catfish	16+	PCB	1 meal / month (8 ounces / month)
	Common Carp	up to 18 18+	PCB PCB	1 meal / week (8 ounces / week) 1 meal / month (8 ounces / month)

General Population

*Sensitive populations include: pregnant or nursing women, women that will become pregnant, and children under 6 years of age. These consumers should use caution when eating some types of sportfish.

**The maximum amount for adults to eat is determined by fishing location, species and fish length. For instance, if you eat the maximum amount of one species during a week, you should not eat any other fish which has a consumption limitation until the following week. Example - if you eat the limit (4 ounces) of a 20 inch long Carp from the Easy Catch River, then you should not eat any other sportfish from the list until the following week.

Angling Indiana - FISH CONSUMPTION ADVISORY

Location	Species	Fish Size	Contaminant	Group
	Golden Redhorse	12-13 13+	PCB PCB	1 meal / month (8 ounces / month) 1 meal / 2months (8 ounces / 2 months)
	Largemouth Bass	up to 14		unrestricted
	Rock Bass	7-9 9+	PCB PCB	1 meal / month (8 ounces / month) 1 meal / 2months (8 ounces / 2 months)
	Spotted Sucker	up to 14		unrestricted
	White Crappie	up to 11		unrestricted
St. Joseph River (Lake Michigan Basin) Elkhart County	Bluegill	up to 8		unrestricted
	Channel Catfish	ALL	PCB	1 meal / month (8 ounces / month)
	Common Carp	up to 31 31+	PCB PCB	1 meal / month (8 ounces / month) 1 meal / 2months (8 ounces / 2 months)
	Northern Pike	up to 30		unrestricted
	Redhorse species	17+	PCB	1 meal / month (8 ounces / month)
	Rock Bass	up to 7		unrestricted
	Smallmouth Bass	up to 13		unrestricted
	Walleye	25+	PCB	1 meal / month (8 ounces / month)
	White Sucker	up to 14		unrestricted
St. Joseph County Buago Bay Area to the Twin Branch Dam.	Bluegill	up to 8		unrestricted
	Channel Catfish	up to 20 20+	PCB PCB	1 meal / month (8 ounces / month) 1 meal / 2months (8 ounces / 2 months)
	Largemouth Bass	up to 13		unrestricted
	Rock Bass	up to 8		unrestricted
	Spotted Sucker	up to 17		unrestricted
	White Sucker	up to 14		unrestricted
Consumption of any fish from this portion of St. Joseph River should be limited to no more than one meal per month (Group 3) for the general population NO CONSUMPTION of any fish for the sensitive population. Exceptions to this advice for the general population are listed below.				
St. Joseph County Twin Branch Dam to the Indiana/Michigan State Line.	Bluegill	7+	PCB	1 meal / 2months (8 ounces / 2 months)
	Channel Catfish	ALL	PCB	1 meal / 2months (8 ounces / 2 months)
	Chinook Salmon	28+	PCB	1 meal / 2months (8 ounces / 2 months)
	Rock Bass	up to 8	PCB	1 meal / week (8 ounces / week)
	Smallmouth Bass	up to 12	Hg, PCB	1 meal / week (8 ounces / week)
	Steelhead	30+	PCB	1 meal / 2months (8 ounces / 2 months)
	Yellow Bullhead	up to 10	PCB	1 meal / week (8 ounces / week)
St. Mary's River Allen County	Black Redhorse	15+	PCB	1 meal / month (8 ounces / month)
	Channel Catfish	13-15 15+	PCB PCB	1 meal / month (8 ounces / month) 1 meal / 2months (8 ounces / 2 months)
	Common Carp	up to 20 20+	PCB PCB	1 meal / month (8 ounces / month) 1 meal / 2months (8 ounces / 2 months)
	Largemouth Bass	up to 15 15+	PCB PCB	1 meal / month (8 ounces / month) 1 meal / 2months (8 ounces / 2 months)

General Population

*Sensitive populations include: pregnant or nursing women, women that will become pregnant, and children under 6 years of age. These consumers should use caution when eating some types of sportfish.

**The maximum amount for adults to eat is determined by fishing location, species and fish length. For instance, if you eat the maximum amount of one species during a week, you should not eat any other fish which has a consumption limitation until the following week. Example - if you eat the limit (4 ounces) of a 20 inch long Carp from the Easy Catch River, then you should not eat any other sportfish from the list until the following week.

Angling Indiana - FISH CONSUMPTION ADVISORY

Location	Species	Fish Size	Contaminant	Group
	Silver Redhorse	17+	PCB	1 meal / month (8 ounces / month)
	White Crappie	up to 11		unrestricted
	White Sucker	11+	PCB	1 meal / month (8 ounces / month)
Starve Hollow Lake Jackson County	Bluegill	up to 7		unrestricted
	Common Carp	up to 25 25+	 PCB	unrestricted 1 meal / week (8 ounces / week)
	Green Sunfish	up to 7		unrestricted
	Redear Sunfish	up to 8		unrestricted
	White Crappie	up to 8		unrestricted
Stone Lake LaPorte County	Black Crappie	up to 11		unrestricted
Stony Creek Consumption of any fish from Stony Creek downstream of S.R. 37 in Hamilton County should be limited to no more than one meal per month (Group 3) for the general population and NO CONSUMPTION of any fish for the sensitive population. Exceptions for the general population are listed below.				
Hamilton County downstream State Road 37 to the confluence with the West Fork White River.	Common Carp	ALL	PCB	Do not eat
	Smallmouth Bass	10+	PCB	1 meal / 2months (8 ounces / 2 months)
Consumption of any fish from Stony Creek upsteam of S.R. 37 in Hamilton County should be limited to no more than one meal per week (Group 2) by the general population and limited to one meal per month by the sensitve population. Exceptions for the general population are listed below.				
Hamilton County upstream S.R. 37	Channel Catfish	23+	PCB	1 meal / month (8 ounces / month)
	Smallmouth Bass	up to 17		unrestricted
Stouts Creek Monroe County	All Fish	ALL	PCB	1 meal / month (8 ounces / month)
Sugar Creek (East Fork White River Basin) Hancock/Johnson/Shelby County	Black Redhorse	up to 13		unrestricted
	Bluegill	up to 6		unrestricted
	Common Carp	ALL	Hg	1 meal / week (8 ounces / week)
	Longear Sunfish	up to 5		unrestricted
	Northern Hogsucker	up to 11		unrestricted
	Rock Bass	up to 6		unrestricted
Sugar Creek (Middle Wabash River Basin) All fish upstream of I-74 in Sugar Creek are located well above the known PCB contamination sources. They have been found to be much lower in PCBs. Follow the General Safe Eating Guidelines. Exceptions to this advice for the general population are listed below.				
Montgomery County Upstream of I-74	Black Redhorse	up to 13		unrestricted
	Longear Sunfish	up to 6		unrestricted
Consumption of any Sugar Creek fish from I-74 to SR32 in Montgomery County should be limited to no more than six meals per year (Group 4) by the general population and NO CONSUMPTION by the sensitive population. Exceptions to this advice for the general population are listed below.				
Montgomery County I-74 to State Road 32	Black Redhorse	13+	PCB	Do not eat
	Channel Catfish	14+	PCB	Do not eat
	Freshwater Drum	13+	PCB	Do not eat
Consumption of any fish from Sugar Creek between SR32 and Parke County should be limited to no more than one meal per month (Group 3) by the general population and NO CONSUMPTION by the sensitive population. Exceptions to this advice for the general population are listed below.				
Montgomery County State Road 32 to Parke County including stream reaches along Shades and Turkey Run State Parks	Black Redhorse	15+	PCB	1 meal / 2months (8 ounces / 2 months)

General Population

*Sensitive populations include: pregnant or nursing women, women that will become pregnant, and children under 6 years of age. These consumers should use caution when eating some types of sportfish.

**The maximum amount for adults to eat is determined by fishing location, species and fish length. For instance, if you eat the maximum amount of one species during a week, you should not eat any other fish which has a consumption limitation until the following week. Example - if you eat the limit (4 ounces) of a 20 inch long Carp from the Easy Catch River, then you should not eat any other sportfish from the list until the following week.

Angling Indiana - FISH CONSUMPTION ADVISORY

Location	Species	Fish Size	Contaminant	Group
	Channel Catfish			unrestricted
		20+	PCB	1 meal / 2months (8 ounces / 2 months)
	Flathead Catfish	16+	PCB	1 meal / 2months (8 ounces / 2 months)
	Rock Bass	ALL	PCB	1 meal / week (8 ounces / week)
	Shorthead Redhorse	up to 13	PCB	1 meal / week (8 ounces / week)
		15+	PCB	1 meal / 2months (8 ounces / 2 months)
Consumption of any fish from Sugar Creek in Parke County should be limited to no more than one meal per week (Group 2) by the general population and one meal per month by the sensitive population. Exceptions to this advice for the general population are listed below.				
Parke County to the Wabash River	Black Redhorse	14+	PCB	1 meal / month (8 ounces / month)
	Channel Catfish	up to 20	PCB	1 meal / month (8 ounces / month)
		20+	PCB	1 meal / 2months (8 ounces / 2 months)
	Flathead Catfish	up to 16	PCB	1 meal / month (8 ounces / month)
		16+	PCB	1 meal / 2months (8 ounces / 2 months)
	Freshwater Drum	ALL	PCB	1 meal / month (8 ounces / month)
	Sauger	ALL	PCB	1 meal / month (8 ounces / month)
	Smallmouth Bass	15+	PCB	1 meal / month (8 ounces / month)
	Spotted Bass	ALL	PCB	1 meal / month (8 ounces / month)
Sugar Creek (Walnut Fork) Consumption of all fish from the Walnut Fork of Sugar Creek above Little Sugar Creek should be limited to no more than one meal per week (Group 2) by the general population and one meal per month by the sensitive population. Exceptions for the general population are listed below.				
Montgomery County upstream of the confluence with Little Sugar Creek.	Black Redhorse	up to 14	PCB	1 meal / month (8 ounces / month)
		14+	PCB	1 meal / 2months (8 ounces / 2 months)
	Longear Sunfish	up to 4		unrestricted
	Rock Bass	up to 6		unrestricted
Summit Lake Henry County	Channel Catfish	up to 21		unrestricted
	Common Carp	up to 24		unrestricted
		24+	PCB	1 meal / week (8 ounces / week)
Sylvan Lake Noble County	Black Bullhead	up to 13		unrestricted
	Black Crappie	up to 10		unrestricted
	Bluegill	up to 8		unrestricted
	Common Carp	up to 28	PCB	1 meal / month (8 ounces / month)
		28+	PCB	1 meal / 2months (8 ounces / 2 months)
	Largemouth Bass	up to 12		unrestricted
	Northern Pike	up to 28		unrestricted
	Walleye	up to 18		unrestricted
	White Sucker	up to 15		unrestricted
Tanners Creek Dearborn County	Bluegill	up to 6		unrestricted
	Largemouth Bass	up to 13		unrestricted
		17+	Hg, PCB	1 meal / month (8 ounces / month)
Tippecanoe Lake Kosciusko County	Largemouth Bass	12+	Hg	1 meal / month (8 ounces / month)
Carroll County From Lake Freeman Dam to the confluence with the Wabash River	Black Redhorse	up to 17		unrestricted

General Population

*Sensitive populations include: pregnant or nursing women, women that will become pregnant, and children under 6 years of age. These consumers should use caution when eating some types of sportfish.

**The maximum amount for adults to eat is determined by fishing location, species and fish length. For instance, if you eat the maximum amount of one species during a week, you should not eat any other fish which has a consumption limitation until the following week. Example - if you eat the limit (4 ounces) of a 20 inch long Carp from the Easy Catch River, then you should not eat any other sportfish from the list until the following week.

Angling Indiana - FISH CONSUMPTION ADVISORY

Location	Species	Fish Size	Contaminant	Group
	Common Carp	up to 21		unrestricted
		21-22	PCB	1 meal / week (8 ounces / week)
		23+	PCB	1 meal / month (8 ounces / month)
	Freshwater Drum	up to 12		unrestricted
	Rock Bass	up to 7		unrestricted
Fulton/Pulaski County To Lake Shafer	Common Carp	up to 24	PCB	1 meal / week (8 ounces / week)
		24+	PCB	1 meal / month (8 ounces / month)
	Longear Sunfish	up to 4		unrestricted
Tippecanoe River				
Kosciusko County Oswego to State Road 15	Bluegill	up to 5		unrestricted
	Common Carp	up to 23	PCB	1 meal / week (8 ounces / week)
		23+	PCB	1 meal / month (8 ounces / month)
	Longear Sunfish	up to 5		unrestricted
	Warmouth	up to 6		unrestricted
Kosciusko County Downstream of State Road 15	Common Carp	up to 29	PCB	1 meal / month (8 ounces / month)
		29+	PCB	1 meal / 2months (8 ounces / 2 months)
	White Sucker	up to 12		unrestricted
Follow Advisory information for Lake Freeman. White County Between Lake Shafer Dam and the headwaters of Lake Freeman	Bluegill	up to 7		unrestricted
	Common Carp	ALL	PCB	1 meal / week (8 ounces / week)
	Freshwater Drum	up to 12		unrestricted
	Largemouth Bass	up to 16		unrestricted
	Longear Sunfish	up to 5		unrestricted
	River Carpsucker	17+	PCB	1 meal / month (8 ounces / month)
		up to 17	PCB	1 meal / 2months (8 ounces / 2 months)
	Smallmouth Bass	up to 15		unrestricted
	White Crappie	up to 10		unrestricted
Trail Creek				
For consumption advice on salmon caught from Trail Creek follow the Lake Michigan advice.				
LaPorte County	Common Carp	up to 23	PCB	1 meal / 2months (8 ounces / 2 months)
		23+	PCB	Do not eat
	Rock Bass	10+	PCB	1 meal / month (8 ounces / month)
	Smallmouth Bass	14-19	PCB	1 meal / month (8 ounces / month)
		19+	PCB	1 meal / 2months (8 ounces / 2 months)
	Walleye	18-27	PCB	1 meal / month (8 ounces / month)
		27+	PCB	1 meal / 2months (8 ounces / 2 months)
Travers Ditch				
Fulton County	Blacknose Dace	up to 2		unrestricted
Tucker Lake				
Orange County	Warmouth	up to 7		unrestricted
	Yellow Bullhead	up to 10		unrestricted
Turtle Creek Reservoir				
Sullivan County	Bluegill	up to 6		unrestricted
	Channel Catfish	up to 11		unrestricted

General Population

*Sensitive populations include: pregnant or nursing women, women that will become pregnant, and children under 6 years of age. These consumers should use caution when eating some types of sportfish.

**The maximum amount for adults to eat is determined by fishing location, species and fish length. For instance, if you eat the maximum amount of one species during a week, you should not eat any other fish which has a consumption limitation until the following week. Example - if you eat the limit (4 ounces) of a 20 inch long Carp from the Easy Catch River, then you should not eat any other sportfish from the list until the following week.

Angling Indiana - FISH CONSUMPTION ADVISORY

Location	Species	Fish Size	Contaminant	Group
	Redear Sunfish	up to 6		unrestricted
Unnamed Tributary of Eel River Miami County	Creek Chub	up to 3		unrestricted
Upper Fish Lake LaPorte County	Redear Sunfish	up to 9		unrestricted
	Warmouth	up to 7		unrestricted
Vernon Fork Muscatatuck River Jennings County	Longear Sunfish	up to 6		unrestricted
	Redear Sunfish	up to 7		unrestricted
Wabash River Adams/Jay/Wells County	Channel Catfish	21+	PCB	1 meal / month (8 ounces / month)
	Freshwater Drum	up to 12		unrestricted
	Redhorse species	up to 13		unrestricted
	White Crappie	up to 9		unrestricted
Carroll/Cass/Miami/Tippecanoe County up stream of Lafayette	Black Redhorse	19+	PCB	1 meal / month (8 ounces / month)
	Blue Sucker	21-26 26+	PCB PCB	1 meal / month (8 ounces / month) 1 meal / 2months (8 ounces / 2 months)
	Carpsucker species	ALL	PCB	1 meal / month (8 ounces / month)
	Channel Catfish	15+	PCB	1 meal / month (8 ounces / month)
	Freshwater Drum	16+	PCB	1 meal / month (8 ounces / month)
	Sauger	13+	PCB	1 meal / month (8 ounces / month)
	Shorthead Redhorse	15+	PCB	1 meal / month (8 ounces / month)
	Smallmouth Buffalo	up to 20 20+	PCB PCB	1 meal / month (8 ounces / month) 1 meal / 2months (8 ounces / 2 months)
	White Crappie	up to 8		unrestricted
It is illegal to take paddlefish from any waters of Indiana on a sport fishing license. Fountain/Parke/Tippecanoe/Vermillion/Warren County	Black Buffalo	ALL	PCB	1 meal / month (8 ounces / month)
	Blue Sucker	21-26 26+	PCB PCB	1 meal / month (8 ounces / month) 1 meal / 2months (8 ounces / 2 months)
	Carpsucker species	up to 13 13-19 19+	PCB PCB PCB	1 meal / month (8 ounces / month) 1 meal / 2months (8 ounces / 2 months) Do not eat
	Channel Catfish	12+	PCB	1 meal / month (8 ounces / month)
	Flathead Catfish	up to 15 19+	 PCB	unrestricted 1 meal / month (8 ounces / month)
	Freshwater Drum	13+	PCB	1 meal / month (8 ounces / month)
	Sauger	14+	PCB	1 meal / month (8 ounces / month)
	Smallmouth Buffalo	up to 20 20+	PCB PCB	1 meal / month (8 ounces / month) 1 meal / 2months (8 ounces / 2 months)
Gibson/Posey County	Bigmouth Buffalo	21-24 24+	PCB PCB	1 meal / month (8 ounces / month) 1 meal / 2months (8 ounces / 2 months)
	Bluegill	up to 6		unrestricted

General Population

*Sensitive populations include: pregnant or nursing women, women that will become pregnant, and children under 6 years of age. These consumers should use caution when eating some types of sportfish.

**The maximum amount for adults to eat is determined by fishing location, species and fish length. For instance, if you eat the maximum amount of one species during a week, you should not eat any other fish which has a consumption limitation until the following week. Example - if you eat the limit (4 ounces) of a 20 inch long Carp from the Easy Catch River, then you should not eat any other sportfish from the list until the following week.

Angling Indiana - FISH CONSUMPTION ADVISORY

Location	Species	Fish Size	Contaminant	Group
	Blue Sucker	21-26 26+	PCB PCB	1 meal / month (8 ounces / month) 1 meal / 2months (8 ounces / 2 months)
	Carpsucker species	17+	PCB	1 meal / month (8 ounces / month)
	Channel Catfish	19+	PCB	1 meal / month (8 ounces / month)
	Flathead Catfish	up to 16		unrestricted
	Freshwater Drum	20+	PCB	1 meal / month (8 ounces / month)
	Sauger	17+	PCB	1 meal / month (8 ounces / month)
	Shovelnose Sturgeon	30+	PCB	1 meal / month (8 ounces / month)
	Striped Bass	10-12 12+	PCB PCB	1 meal / month (8 ounces / month) 1 meal / 2months (8 ounces / 2 months)
	Wiper	10-12 12+	PCB PCB	1 meal / month (8 ounces / month) 1 meal / 2months (8 ounces / 2 months)
Huntington/Wabash County	Blue Sucker	21-26 26+	PCB PCB	1 meal / month (8 ounces / month) 1 meal / 2months (8 ounces / 2 months)
	River Carpsucker	up to 14		unrestricted
	White Crappie	up to 8		unrestricted
It is illegal to take paddlefish from any waters of Indiana on a sport fishing license.				
Knox/Sullivan/Vigo County	Bigmouth Buffalo	21-24 24+	PCB PCB	1 meal / month (8 ounces / month) 1 meal / 2months (8 ounces / 2 months)
	Blue Sucker	21-26 26+	PCB PCB	1 meal / month (8 ounces / month) 1 meal / 2months (8 ounces / 2 months)
	Carpsucker species	17+	PCB	1 meal / month (8 ounces / month)
	Channel Catfish	19+	PCB	1 meal / month (8 ounces / month)
	Flathead Catfish	up to 16		unrestricted
	Freshwater Drum	20+	PCB	1 meal / month (8 ounces / month)
	Sauger	17+	PCB	1 meal / month (8 ounces / month)
	Shovelnose Sturgeon	30+	PCB	1 meal / month (8 ounces / month)
	Striped Bass	10-12 12+	PCB PCB	1 meal / month (8 ounces / month) 1 meal / 2months (8 ounces / 2 months)
	Wiper	10-12 12+	PCB PCB	1 meal / month (8 ounces / month) 1 meal / 2months (8 ounces / 2 months)
Wea Creek Tippecanoe County	All Fish	ALL	PCB	Do not eat
Daviess/Gibson/Greene/Morgan/Owen/Pike County to the confluence with the Wabash River	Buffalo species	ALL	PCB	1 meal / month (8 ounces / month)
	Channel Catfish	16+	PCB	1 meal / month (8 ounces / month)
	Common Carp	up to 19 19+	PCB PCB	1 meal / week (8 ounces / week) 1 meal / month (8 ounces / month)
	Redhorse species	14+ 30+	PCB PCB	1 meal / month (8 ounces / month) Do not eat
	Spotted Sucker	11-13 13+	PCB PCB	1 meal / month (8 ounces / month) 1 meal / 2months (8 ounces / 2 months)
	Walleye	up to 14 14+	PCB PCB	1 meal / month (8 ounces / month) 1 meal / 2months (8 ounces / 2 months)

General Population

*Sensitive populations include: pregnant or nursing women, women that will become pregnant, and children under 6 years of age. These consumers should use caution when eating some types of sportfish.

**The maximum amount for adults to eat is determined by fishing location, species and fish length. For instance, if you eat the maximum amount of one species during a week, you should not eat any other fish which has a consumption limitation until the following week. Example - if you eat the limit (4 ounces) of a 20 inch long Carp from the Easy Catch River, then you should not eat any other sportfish from the list until the following week.

Angling Indiana - FISH CONSUMPTION ADVISORY

Location	Species	Fish Size	Contaminant	Group
Delaware/Hamilton/Madison County to Stony Creek in Noblesville	Black Bullhead	9+	PCB	1 meal / month (8 ounces / month)
	Bluegill	6+	PCB	1 meal / month (8 ounces / month)
	Channel Catfish	ALL	PCB	Do not eat
	Green Sunfish	6+	PCB	1 meal / month (8 ounces / month)
	Largemouth Bass	10-15 15+	PCB PCB	1 meal / month (8 ounces / month) 1 meal / 2months (8 ounces / 2 months)
	Quillback	13-18 18+	PCB PCB	1 meal / month (8 ounces / month) 1 meal / 2months (8 ounces / 2 months)
	Redhorse species	14+	PCB	1 meal / month (8 ounces / month)
	Spotted Sucker	11-13 13+	PCB PCB	1 meal / month (8 ounces / month) 1 meal / 2months (8 ounces / 2 months)
	White Sucker	15+	PCB	1 meal / month (8 ounces / month)
Hamilton/Marion County from Stony Creek to Broad Ripple Dam	Bluegill	6+	PCB	1 meal / month (8 ounces / month)
	Channel Catfish	ALL	PCB	1 meal / month (8 ounces / month)
	Largemouth Bass	ALL	PCB	1 meal / month (8 ounces / month)
	Longear Sunfish	ALL	PCB	1 meal / month (8 ounces / month)
	Quillback	13-18 18+	PCB PCB	1 meal / month (8 ounces / month) 1 meal / 2months (8 ounces / 2 months)
	Redhorse species	14+	PCB	1 meal / month (8 ounces / month)
	Rock Bass	9+	PCB	1 meal / month (8 ounces / month)
	Smallmouth Bass	13+	PCB	1 meal / month (8 ounces / month)
	Spotted Sucker	11-13 13+	PCB PCB	1 meal / month (8 ounces / month) 1 meal / 2months (8 ounces / 2 months)
	White Sucker	15+	PCB	1 meal / month (8 ounces / month)
Marion County downstream of Broad Ripple Dam	Bluegill	up to 7		unrestricted
	Carpsucker species	13-17 17+	PCB PCB	1 meal / month (8 ounces / month) 1 meal / 2months (8 ounces / 2 months)
	Channel Catfish	20+ up to 20	PCB PCB	1 meal / month (8 ounces / month) 1 meal / 2months (8 ounces / 2 months)
	Common Carp	ALL	PCB	1 meal / month (8 ounces / month)
	Flathead Catfish	13-15 15+	Hg, PCB PCB	1 meal / month (8 ounces / month) 1 meal / 2months (8 ounces / 2 months)
	Redhorse species	14+	PCB	1 meal / month (8 ounces / month)
	Spotted Sucker	11-13 13+	PCB PCB	1 meal / month (8 ounces / month) 1 meal / 2months (8 ounces / 2 months)
West Fork White River Randolph County	Bluegill	up to 6		unrestricted
	Channel Catfish	14-16 16+	PCB PCB	1 meal / month (8 ounces / month) 1 meal / 2months (8 ounces / 2 months)
	Common Carp	up to 17 17+	 PCB	unrestricted 1 meal / week (8 ounces / week)
	Largemouth Bass	up to 15		unrestricted

General Population

*Sensitive populations include: pregnant or nursing women, women that will become pregnant, and children under 6 years of age. These consumers should use caution when eating some types of sportfish.

**The maximum amount for adults to eat is determined by fishing location, species and fish length. For instance, if you eat the maximum amount of one species during a week, you should not eat any other fish which has a consumption limitation until the following week. Example - if you eat the limit (4 ounces) of a 20 inch long Carp from the Easy Catch River, then you should not eat any other sportfish from the list until the following week.

Angling Indiana - FISH CONSUMPTION ADVISORY

Location	Species	Fish Size	Contaminant	Group
	Longear Sunfish	5+	PCB	1 meal / month (8 ounces / month)
	Quillback	13-18 18+	PCB PCB	1 meal / month (8 ounces / month) 1 meal / 2months (8 ounces / 2 months)
	Smallmouth Bass	up to 15		unrestricted
	Spotted Bass	up to 15		unrestricted
	Spotted Sucker	11-13 13+	PCB PCB	1 meal / month (8 ounces / month) 1 meal / 2months (8 ounces / 2 months)
West Otter Lake Steuben County	Bluegill	up to 6		unrestricted
	Largemouth Bass	up to 14		unrestricted
White Lick Creek Hendricks County	Channel Catfish	22+	PCB	1 meal / month (8 ounces / month)
	Smallmouth Bass	14+	PCB	1 meal / month (8 ounces / month)
Morgan County	Channel Catfish	22+	PCB	1 meal / month (8 ounces / month)
	Smallmouth Bass	12+	PCB	1 meal / month (8 ounces / month)
Whitewater River Floyd County (Greens Fork, Martindale Creek, Middle (Greens Fork, Martindale Creek, Middle Fork, Nolands Fork, West Fork) Wayne/Fayette/Franklin/ Dearborn counties	Channel Catfish	23+	PCB	1 meal / month (8 ounces / month)
	Common Carp	up to 16 16-25 25+	 Hg, PCB Hg, PCB	unrestricted 1 meal / week (8 ounces / week) 1 meal / month (8 ounces / month)
	Golden Redhorse	Up tp 13		unrestricted
	Longear Sunfish	Up to 5		unrestricted
	Northern Hogsucker	Up to 9		unrestricted
	Walleye	Uo to 13		unrestricted
	White Sucker	Up to 10		unrestricted
Carroll County	All Fish	ALL	PCB	Do not eat
Wildcat Creek Howard County Upstream of the Waterworks Dam in Kokomo	Bluegill	up to 6		unrestricted
	Common Carp	up to 19 19+	PCB PCB	1 meal / week (8 ounces / week) 1 meal / month (8 ounces / month)
	Longear Sunfish	up to 5		unrestricted
	Rock Bass	up to 7		unrestricted
Howard County Downstream of the Waterworks Dam in Kokomo	All Fish	ALL	PCB	Do not eat
Consumption of fish from the Wildcat Creek in Tippecanoe County should be limited to no more than one meal per month(Group 3) for the general population and NO CONSUMPTION for the sensitive population. Exceptions to this advice for the general population are listed below. Tippecanoe County	Channel Catfish	14+	PCB	1 meal / 2months (8 ounces / 2 months)
	Common Carp	ALL	PCB	Do not eat
	Flathead Catfish	14+	PBDE	1 meal / 2months (8 ounces / 2 months)
	Redhorse species	15+	PCB	1 meal / 2months (8 ounces / 2 months)
	River Carpsucker	16+	PCB	1 meal / 2months (8 ounces / 2 months)

General Population

*Sensitive populations include: pregnant or nursing women, women that will become pregnant, and children under 6 years of age. These consumers should use caution when eating some types of sportfish.

**The maximum amount for adults to eat is determined by fishing location, species and fish length. For instance, if you eat the maximum amount of one species during a week, you should not eat any other fish which has a consumption limitation until the following week. Example - if you eat the limit (4 ounces) of a 20 inch long Carp from the Easy Catch River, then you should not eat any other sportfish from the list until the following week.

Angling Indiana - FISH CONSUMPTION ADVISORY

Location	Species	Fish Size	Contaminant	Group
Wilson Ditch Miami County	Alewife	up to 1	Chlordane	unrestricted
	Northern Hogsucker	10+	PCB	1 meal / month (8 ounces / month)
Winona Lake Kosciusko County	Bluegill	up to 8		unrestricted
	Common Carp	up to 24 24-26 26+	PCB PCB PCB	1 meal / week (8 ounces / week) 1 meal / month (8 ounces / month) 1 meal / 2months (8 ounces / 2 months)
	Largemouth Bass	12+	PCB	1 meal / month (8 ounces / month)
	Walleye	24+	Hg, PCB	1 meal / month (8 ounces / month)
	White Bass	15-16 16+	PCB PCB	1 meal / month (8 ounces / month) 1 meal / 2months (8 ounces / 2 months)
	Yellow Bullhead	19+	PCB	1 meal / month (8 ounces / month)
	Yellow Perch	up to 8		unrestricted
Wolf Lake Lake County	Largemouth Bass	13-17 17+	PCB PCB	1 meal / month (8 ounces / month) 1 meal / 2months (8 ounces / 2 months)
	White Bass	13+		1 meal / month (8 ounces / month)
Worster Lake St. Joseph County	Black Crappie	up to 8		unrestricted
	Bluegill	up to 7		unrestricted
	Brown Bullhead	up to 13		unrestricted
	Largemouth Bass	up to 15		unrestricted
	Redear Sunfish	up to 11		unrestricted

General Population

*Sensitive populations include: pregnant or nursing women, women that will become pregnant, and children under 6 years of age. These consumers should use caution when eating some types of sportfish.

**The maximum amount for adults to eat is determined by fishing location, species and fish length. For instance, if you eat the maximum amount of one species during a week, you should not eat any other fish which has a consumption limitation until the following week. Example - if you eat the limit (4 ounces) of a 20 inch long Carp from the Easy Catch River, then you should not eat any other sportfish from the list until the following week.

Appendix D

Flood Insurance Rate Map

ELEVATION REFERENCE MARKS

REFERENCE MARKS	ELEVATION FEET (NGVD)	DESCRIPTION OF LOCATION
RM 13	937.48	Standard Indiana Flood Control and Water Resources Commission bronze tablet stamped "DEL 42 1964" set in the top of the east end of the northwest concrete wingwall of the Batavia Avenue bridge over White River, 1.0 foot east of west break in wingwall.
RM 14	976.41	Standard Indiana Flood Control and Water Resources Commission bronze tablet stamped "DEL 43 1964" set in top of the south end of the west Norfolk and Western Railway bridge over White River, 9.4 feet below the level of the tracks, 4.5 feet west of east face of bridge seat.
RM 15	937.45	Standard Indiana Flood Control and Water Resources Commission bronze tablet stamped "DEL 44 1964" set in the top of the south end of the northwest concrete wingwall of the Jackson Street bridge over White River, 45.0 feet southeast of centerline of White River Boulevard, 3.4 feet north of north face of guardrail.
RM 16	942.23	Standard Indiana Flood Control and Water Resources Commission Bronze tablet stamped "DEL 45 1964" set in top of north - west end of the southwest concrete guardrail at the Meeks Avenue bridge over White River, 30.0 feet southeast of centerline of White River Boulevard, 3.5 feet above the level of the sidewalk.
RM 17	936.59	U.S. Coast & Geodetic Survey tablet stamped "M 210 1947" set in the top of the north end of the southwest concrete wingwall of the Wheeling Avenue bridge over White River, 67.0 feet southeast of centerline of White River Boulevard, 27.5 feet southwest of centerline of Wheeling Avenue, 1.2 feet southwest of concrete guardrail of bridge.
RM 18	932.69	U.S. Coast & Geodetic Survey tablet stamped "MUNCIE AZIMUTH 1934" set in the top of a concrete post located 330 feet west of centerline of Walnut Street, about 219 feet north of the northeast corner of the main north building of McKinley Junior High School, 13.0 feet north of centerline of gravel access road to field.
RM 19	926.46	A chiseled square in the northwest corner of the Petty Road bridge over York Prairie Creek.
RM 20	928.37	A 6-inch boat spike in the southwest side of a power pole No. DE 65-81238 located 75 feet south of York Prairie Creek on a sidewalk going to Storer Junior High School.
RM 21	927.78	Chiseled square on the northwest wingwall of the Tillotson Avenue bridge over York Prairie Creek.

KEY TO MAP

100-Year Flood Boundary
500-Year Flood Boundary
Zone Designations*

ZONE B
ZONE A7
ZONE A6
ZONE B

50-Year Flood Boundary
100-Year Flood Boundary
Base Flood Elevation Line With Elevation in Feet**
Base Flood Elevation in Feet Where Uniform Within Zone**
Elevation Reference Mark
Zone D Boundary
River Mile

513
(EL 987)
RM7×
•RM 5

**Referenced to the National Geodetic Vertical Datum of 1929

*EXPLANATION OF ZONE DESIGNATIONS

ZONE	EXPLANATION
A	Areas of 100-year flood; base flood elevations and flood hazard factors not determined.
AO	Areas of 100-year shallow flooding where depths are between one (1) and three (3) feet; average depths of inundation are shown, but no flood hazard factors are determined.
AH	Areas of 100-year shallow flooding where depths are between one (1) and three (3) feet; base flood elevations are shown, but no flood hazard factors are determined.
A1-A30	Areas of 100-year flood; base flood elevations and flood hazard factors determined.
A99	Areas of 100-year flood to be protected by flood protection system under construction; base flood elevations and flood hazard factors not determined.
B	Areas between limits of the 100-year flood and 500-year flood; or certain areas subject to 100-year flooding with average depths less than one (1) foot or where the contributing drainage area is less than one square mile; or areas protected by levees from the base flood. (Medium shading)
C	Areas of minimal flooding. (No shading)
D	Areas of undetermined, but possible, flood hazards.
V	Areas of 100-year coastal flood with velocity (wave action); base flood elevations and flood hazard factors not determined.
V1-V30	Areas of 100-year coastal flood with velocity (wave action); base flood elevations and flood hazard factors determined.

NOTES TO USER

This map is for use in administering the National Flood Insurance Program. It does not necessarily identify all areas subject to flooding, particularly from local drainage sources of small size, or all plan-metric features outside Special Flood Hazard Areas.

Certain areas not in the Special Flood Hazard Areas may be protected by flood control structures.

Corporate limits shown are current as of the date of this map. Users should contact appropriate community officials to determine if any changes have occurred subsequent to the issuance of this map.

For adjoining panels, see separately printed Map Index.

INITIAL IDENTIFICATION
JANUARY 10, 1974

FLOOD HAZARD BOUNDARY MAP REVISIONS
JUNE 4, 1976

FLOOD INSURANCE RATE MAP EFFECTIVE
JANUARY 16, 1981

FLOOD INSURANCE RATE MAP REVISIONS
Map revised December 1, 1987 to revise corporate limits, add special flood hazard areas, base flood elevations, streets and street names, and to reflect new FEMA format.

To determine if flood insurance is available in this community, contact your insurance agent, or call the National Flood Insurance Program, at (800) 638-6620.

APPROXIMATE SCALE
400 0 400 FEET

NATIONAL FLOOD INSURANCE PROGRAM

FIRM
FLOOD INSURANCE RATE MAP

CITY OF
MUNCIE,
INDIANA
DELAWARE COUNTY

PANEL 6 OF 11
(SEE MAP INDEX FOR PANELS NOT PRINTED)

COMMUNITY-PANEL NUMBER
180053 0006 C

MAP REVISED:
DECEMBER 3, 1987

Federal Emergency Management Agency

Appendix E

IDNR Water Well Logs

Well Summary

There were 36 matches.

Click on the Reference Number for more information about any specific well. If you wish to purchase a tab-delimited file, please click "Download Tab-Delimited File".

Download Tab-Delimited File

Reference Number	*Driving directions to well*			*Date completed*
1336	1000 UNIVERSITY AVE MUNCIE IN			Oct 29, 1964
Owner-Contractor	*Name*	*Address*		*Telephone*
Well Owner	HAZELWOOD CHRSTN CHURCH	1000 UNI. AVE MUNCIE IN		
Building Contractor				
Drilling Contractor	JOHN H SCHULL & SON	SELMA IN		
Administrative	*County:* Delaware		*Township:* 20N *Range:* 10E	
	Section: SE of the NWof the SW of Section 9		*Topo map:* Muncie West	
	Grant Number:			
	Subdivision name:		*Lot number:*	
	Depth: 164.0			

Reference Number	*Driving directions to well*			*Date completed*
1340	PRESB CH RVRSDE N 2BLK E .5 BLK WLL 20' E SW CORNER			Aug 27, 1959
Owner-Contractor	*Name*	*Address*		*Telephone*
Well Owner	ROBERT HEATH			
Building Contractor				
Drilling Contractor	M T RYDER	2615 N JEFFERSON MUNCIE IN		
Administrative	*County:* Delaware		*Township:* 20N *Range:* 10E	
	Section: SE of the SWof the SW of Section 9		*Topo map:* Muncie West	
	Grant Number:			
	Subdivision name:		*Lot number:*	
	Depth: 31.0			

Reference Number	*Driving directions to well*			*Date completed*
1341	1ST BUIDING N OF BULAVARD ON E SIDE OF RESERVE			Aug 03, 1964
Owner-Contractor	*Name*	*Address*		*Telephone*
Well Owner	FRED MOSE	606 ASHLAND AVE MUNCIE IN		
Building Contractor				
Drilling Contractor	M T RYDER	2615 N JEFFERSON MUNCIE IN		
Administrative	*County:* Delaware		*Township:* 20N *Range:* 10E	
	Section: NW of the SWof the SE of Section 9		*Topo map:* Muncie West	
	Grant Number:			
	Subdivision name:		*Lot number:*	
	Depth: 87.0			

Reference Number	*Driving directions to well*		*Date completed*
1342	NW CORNER OF JACKSON ST & GREENWOOD AVE		Oct 23, 1986
Owner-Contractor	*Name*	*Address*	*Telephone*
Well Owner	ONTARIO FORGE CORP	1200 W JACKSON ST MUNCIE IN	
Building Contractor	TROUTS PLBG HTG INC	1500 S WALNUT ST MUNCIE IN	
Drilling Contractor	BUSBY DRILLING CO INC	RR6 BX345 ANDERSON IN	
Administrative	*County:* Delaware	*Township:* 20N *Range:* 10E	
	Section: NE of the SEof the SW of Section 9	*Topo map:* Muncie West	
	Grant Number:		
	Subdivision name:	*Lot number:*	
	Depth: 295.0		

Reference Number	*Driving directions to well*		*Date completed*
1454	JCPENNY CO. MULBERRY AND CHAS ST		Oct 07, 1959
Owner-Contractor	*Name*	*Address*	*Telephone*
Well Owner	HOLISTER WHITNEY ELE CO	QUINCEY IL	
Building Contractor			
Drilling Contractor	FRANCIS HUNT	R#2 MUNCIE	
Administrative	*County:* Delaware	*Township:* 20N *Range:* 10E	
	Section: SW of the NEof the NW of Section 15	*Topo map:* Muncie West	
	Grant Number:		
	Subdivision name:	*Lot number:*	
	Depth: 49.0		

Reference Number	*Driving directions to well*		*Date completed*
1455			Jul 25, 1959
Owner-Contractor	*Name*	*Address*	*Telephone*
Well Owner	FLOYD & SON MACH SHOP	1330W 2ND ST.	
Building Contractor			
Drilling Contractor	FRANCIS M HUNT	RR #2 MUNCIE	
Administrative	*County:* Delaware	*Township:* 20N *Range:* 10E	
	Section: SE of the SWof the NW of Section 16	*Topo map:* Muncie West	
	Grant Number:		
	Subdivision name:	*Lot number:*	
	Depth: 61.0		

Reference Number	*Driving directions to well*		*Date completed*
1456			Aug 09, 1962
Owner-Contractor	*Name*	*Address*	*Telephone*
Well Owner	A. L. BATEMEN	1714 S FRANKLIN ST MUNCIE IN	
Building Contractor			
Drilling Contractor	FARM & CITY WELL SERV	500 E MCGALLIARD MUNCIE IN	
Administrative	*County:* Delaware	*Township:* 20N *Range:* 10E	
	Section: SE of the SEof the SE of Section 16	*Topo map:* Muncie West	
	Grant Number:		

Subdivision name: *Lot number:*

Depth: 62.0

Reference Number **1457**

Driving directions to well: IN CITY OF MUNCIE 1 BL. EAST OF HOYT AVE. ON 11TH ST

Date completed:

	Name	*Address*	*Telephone*
Owner-Contractor			
Well Owner	HOWARD GORE	826 WEST 11TH ST. MUNCIE	
Building Contractor			
Drilling Contractor	FARM & CITY WELL SERV	500 E MCGALLIARD MUNCIE IN	

Administrative

County: Delaware *Township:* 20N *Range:* 10E

Section: SE of the SEof the SW of Section 16 *Topo map:* Muncie West

Grant Number:

Subdivision name: *Lot number:*

Depth: 121.0

Reference Number **1459**

Driving directions to well: S OF 8 ST INSIDE 134 SPCE PARKG LT 33'E OF W FNCE 55'N OF S FNCE, MW-1

Date completed: Oct 28, 1988

	Name	*Address*	*Telephone*
Owner-Contractor			
Well Owner	NEW-VENTURE GEAR MUNCIE	1200 W 8TH ST MUNCIE IN	(317)747-2073
Building Contractor			
Drilling Contractor	ENGINEERING & TESTING	7920 GRGTOWN RD STE 900 INDY	(317)879-3380

Administrative

County: Delaware *Township:* 20N *Range:* 10E

Section: of Section 16 *Topo map:* Muncie West

Grant Number:

Subdivision name: *Lot number:*

Depth:

Reference Number **1460**

Driving directions to well: S OF 8 ST INSIDE 134 PARKNG LT 47'E OF W FNCE 55'N OF S FNCE, (NEAR MW-1) MW-2

Date completed: Oct 27, 1988

	Name	*Address*	*Telephone*
Owner-Contractor			
Well Owner	NEW-VENTURE GEAR MUNCIE	1200 W 8TH ST MUNCIE IN	(317)747-2073
Building Contractor			
Drilling Contractor	ENGINEERING & TESTING	7920 GRGTOWN RD STE 900 INDY	(317)879-3380

Administrative

County: Delaware *Township:* 20N *Range:* 10E

Section: NE of the SEof the SW of Section 16 *Topo map:* Muncie West

Grant Number:

Subdivision name: *Lot number:*

Depth:

Reference Number **1462**

Driving directions to well: IN 520 SPACE PRKNG LT 350'W OF E FNCE 45'S OF N FNCE, MW-5

Date completed: Oct 25, 1988

	Name	*Address*	*Telephone*
Owner-Contractor			
Well Owner	NEW-VENTURE GEAR MUNCIE	1200 W 8TH ST MUNCIE IN	(317)747-2073
Building Contractor			
Drilling Contractor	ENGINEERING & TESTING	7920 GRGTOWN RD STE 900 INDY	(317)879-3380

Administrative

County: Delaware *Township:* 20N *Range:* 10E

Section: of Section 16 *Topo map:* Muncie West

Grant Number:

Subdivision name: *Lot number:*

Depth:

Reference Number **1463**

Driving directions to well: 50'W & 100'N OF NW CORNER OF WASTEWATER LAB IN TRANS PLNT PROP, MW-6

Date completed: Oct 25, 1988

	Name	*Address*	*Telephone*
Owner-Contractor			
Well Owner	NEW-VENTURE GEAR MUNCIE	1200 W 8TH ST MUNCIE IN	(317)747-2073
Building Contractor			
Drilling Contractor	ENGINEERING & TESTING	7920 GRGTOWN RD STE 900 INDY	(317)879-3380

Administrative

County: Delaware *Township:* 20N *Range:* 10E

Section: of Section 16 *Topo map:* Muncie West

Grant Number:

Subdivision name: *Lot number:*

Depth:

Reference Number **1464**

Driving directions to well: MW-8

Date completed: Sep 12, 1989

	Name	*Address*	*Telephone*
Owner-Contractor			
Well Owner	NEW-VENTURE GEAR MUNCIE	1200 W 8TH ST MUNCIE IN	(317)747-2073
Building Contractor			
Drilling Contractor	ENGINEERING & TESTING	7920 GRGTOWN RD STE 900 INDY	(317)879-3380

Administrative

County: Delaware *Township:* 20N *Range:* 10E

Section: of Section 16 *Topo map:* Muncie West

Grant Number:

Subdivision name: *Lot number:*

Depth:

Reference Number **1465**

Driving directions to well: MW-9, NE CORNER ELLIOTT & WILLARD (SEE MAP), HYDRA-MATIC (NVG PLANT)

Date completed: Sep 12, 1989

	Name	*Address*	*Telephone*
Owner-Contractor			
Well Owner	NEW-VENTURE GEAR MUNCIE	1200 W 8TH ST MUNCIE IN	(317)747-2073
Building Contractor			
Drilling Contractor	ENGINEERING & TESTING	7920 GRGTOWN RD STE 900 INDY	(317)879-3380

Administrative

County: Delaware *Township:* 20N *Range:* 10E

Section: of Section 16 *Topo map:* Muncie West

Grant Number:

Subdivision name: *Lot number:*

Depth:

Reference Number **1466**

Driving directions to well: MW-10,ABOUT 170'W NE CORNER OF OLD DELCO PROP.,(SEE MAP),HYDRA-MATIC(NVG)

Date completed: Sep 09, 1989

	Name	*Address*	*Telephone*
Owner-Contractor			
Well Owner	NEW-VENTURE GEAR	1200 W 8TH ST MUNCIE IN	(317)747-2073

	MUNCIE			
Building Contractor				
Drilling Contractor	ENGINEERING & TESTING	7920 GRGTOWN RD STE 900 INDY		(317)879-3380
Administrative	*County:* Delaware		*Township:* 20N *Range:* 10E	
	Section: of Section 16		*Topo map:* Muncie West	
	Grant Number:			
	Subdivision name:		*Lot number:*	
	Depth:			

Reference Number	*Driving directions to well*			*Date completed*
1468	282'E & 472'N OF NW CORNER OF TRANSMISSION PLNTOLD DELCO REMY PROP, MW-3			Oct 17, 1988
Owner-Contractor	*Name*	*Address*		*Telephone*
Well Owner	NEW-VENTURE GEAR MUNCIE	1200 W 8TH ST MUNCIE IN		(317)747-2073
Building Contractor				
Drilling Contractor	ENGINEERING & TESTING	7920 GRGTOWN RD STE 900 INDY		(317)879-3380
Administrative	*County:* Delaware		*Township:* 20N *Range:* 10E	
	Section: of Section 16		*Topo map:* Muncie West	
	Grant Number:			
	Subdivision name:		*Lot number:*	
	Depth:			

Reference Number	*Driving directions to well*			*Date completed*
1469	MW-12, NE CORNER OF OLD DELCO PROPERTY (SEE MAP) HYDRA-MATIC (NVG) PLANT			Aug 31, 1989
Owner-Contractor	*Name*	*Address*		*Telephone*
Well Owner	NEW-VENTURE GEAR MUNCIE	1200 W 8TH ST MUNCIE IN		(317)747-2073
Building Contractor				
Drilling Contractor	ENGINEERING & TESTING	7920 GRGTOWN RD STE 900 INDY		(317)879-3380
Administrative	*County:* Delaware		*Township:* 20N *Range:* 10E	
	Section: of Section 16		*Topo map:* Muncie West	
	Grant Number:			
	Subdivision name:		*Lot number:*	
	Depth:			

Reference Number	*Driving directions to well*			*Date completed*
1470	MW-13, ABOUT 560'E PERKINS, 900'N 8TH ST (SEE MAP),HYDRA-MATIC (NVG)			Sep 05, 1989
Owner-Contractor	*Name*	*Address*		*Telephone*
Well Owner	NEW-VENTURE GEAR MUNCIE	1200 W 8TH ST MUNCIE IN		(317)747-2073
Building Contractor				
Drilling Contractor	ENGINEERING & TESTING	7920 GRGTOWN RD STE 900 INDY		(317)879-3380
Administrative	*County:* Delaware		*Township:* 20N *Range:* 10E	
	Section: of Section 16		*Topo map:* Muncie West	
	Grant Number:			
	Subdivision name:		*Lot number:*	
	Depth:			

Reference Number	*Driving directions to well*	*Date completed*

1471	MW-14, ABOUT 1080'E PERKINS, 880'N 8TH ST (SEE MAP),HYDRA-MATIC (NVG)			Sep 09, 1989
Owner-Contractor	*Name*	*Address*		*Telephone*
Well Owner	NEW-VENTURE GEAR MUNCIE	1200 W 8TH ST MUNCIE IN		(317)747-2073
Building Contractor				
Drilling Contractor	ENGINEERING & TESTING	7920 GRGTOWN RD STE 900 INDY		(317)879-3380
Administrative	*County:* Delaware		*Township:* 20N *Range:* 10E	
	Section: of Section 16		*Topo map:* Muncie West	
	Grant Number:			
	Subdivision name:		*Lot number:*	
	Depth:			

Reference Number	*Driving directions to well*			*Date completed*
1472	MW-15,15'N 8TH ST,ABT 500'W PERKINS, 78'S OF PLANT, (SEE MAP)			May 15, 1990
Owner-Contractor	*Name*	*Address*		*Telephone*
Well Owner	NEW-VENTURE GEAR MUNCIE	1200 W 8TH ST MUNCIE IN		(317)747-2073
Building Contractor				
Drilling Contractor	ENGINEERING & TESTING	7920 GRGTOWN RD STE 900 INDY		(317)879-3380
Administrative	*County:* Delaware		*Township:* 20N *Range:* 10E	
	Section: of Section 16		*Topo map:* Muncie West	
	Grant Number:			
	Subdivision name:		*Lot number:*	
	Depth: 26.0			

Reference Number	*Driving directions to well*			*Date completed*
1473	18.5'W OF NW CORNER OF PLANT, NEW VENTURE GEAR, MW-16 (SEE MAP)			May 16, 1990
Owner-Contractor	*Name*	*Address*		*Telephone*
Well Owner	NEW-VENTURE GEAR MUNCIE	1200 W 8TH ST MUNCIE IN		(317)747-2073
Building Contractor				
Drilling Contractor	ENGINEERING & TESTING	7920 GRGTOWN RD STE 900 INDY		(317)879-3380
Administrative	*County:* Delaware		*Township:* 20N *Range:* 10E	
	Section: of Section 16		*Topo map:* Muncie West	
	Grant Number:			
	Subdivision name:		*Lot number:*	
	Depth: 26.5			

Reference Number	*Driving directions to well*			*Date completed*
1474	INSIDE FNCE, CORNER OF 8TH & PERSHING 37'N S FNCE 5'E W FNCE, MW-17			May 17, 1990
Owner-Contractor	*Name*	*Address*		*Telephone*
Well Owner	NEW-VENTURE GEAR MUNCIE	1200 W 8TH ST MUNCIE IN		(317)747-2073
Building Contractor				
Drilling Contractor	ENGINEERING & TESTING	7920 GRGTOWN RD STE 900 INDY		(317)879-3380
Administrative	*County:* Delaware		*Township:* 20N *Range:* 10E	
	Section: of Section 16		*Topo map:* Muncie West	
	Grant Number:			

Subdivision name: *Lot number:*

Depth: 24.0

Reference Number	*Driving directions to well*			*Date completed*
1475	214'E FNCE ON PERSHING 73'S OF N FNCE 100'N OF PLANT, MW-18, NEW VENT.GEAR			May 16, 1990
Owner-Contractor	*Name*	*Address*		*Telephone*
Well Owner	NEW-VENTURE GEAR MUNCIE	1200 W 8TH ST MUNCIE IN		(317)747-2073
Building Contractor				
Drilling Contractor	ENGINEERING & TESTING	7920 GRGTOWN RD STE 900 INDY		(317)879-3380
Administrative	*County:* Delaware		*Township:* 20N *Range:* 10E	
	Section: of Section 16		*Topo map:* Muncie West	
	Grant Number:			
	Subdivision name:		*Lot number:*	
	Depth: 26.0			

Reference Number	*Driving directions to well*			*Date completed*
1476	44'S OF SE CORNER OF POND, MW-19, NEW VENTURE GEAR PLANT (SEE MAP)			May 17, 1990
Owner-Contractor	*Name*	*Address*		*Telephone*
Well Owner	NEW-VENTURE GEAR MUNCIE	1200 W 8TH ST MUNCIE IN		(317)747-2073
Building Contractor				
Drilling Contractor	ENGINEERING & TESTING	7920 GRGTOWN RD STE 900 INDY		(317)879-3380
Administrative	*County:* Delaware		*Township:* 20N *Range:* 10E	
	Section: of Section 16		*Topo map:* Muncie West	
	Grant Number:			
	Subdivision name:		*Lot number:*	
	Depth: 17.5			

Reference Number	*Driving directions to well*			*Date completed*
1478	2124 GODMAN AVE MUNCIE IN			Dec 10, 1962
Owner-Contractor	*Name*	*Address*		*Telephone*
Well Owner	COVALT DAIRY CO	2124 GODMAN AVE MUNCIE IN		
Building Contractor				
Drilling Contractor	GEORGE SKINNER	RR2 YORKTOWN IN		
Administrative	*County:* Delaware		*Township:* 20N *Range:* 10E	
	Section: SE of the NWof the NE of Section 17		*Topo map:* Muncie West	
	Grant Number:			
	Subdivision name:		*Lot number:*	
	Depth: 290.0			

Reference Number	*Driving directions to well*			*Date completed*
1479	1425 CLARK ST MUNCIE IN			Jan 07, 1961
Owner-Contractor	*Name*	*Address*		*Telephone*
Well Owner	GAY HOLDCRAFT	MUNCIE IN		
Building Contractor				
Drilling Contractor	PERRY WELL DRILL	ANDERSON IN		
Administrative	*County:* Delaware		*Township:* 20N *Range:* 10E	

Section: SE of the NEof the SW of Section 17 *Topo map:* Muncie West

Grant Number:

Subdivision name: *Lot number:*

Depth: 51.0

Reference Number **1482**

Driving directions to well

Date completed Jul 20, 1959

Owner-Contractor	*Name*	*Address*	*Telephone*
Well Owner	CLARENCE NIBARGER	2004 W 10TH ST	
Building Contractor			
Drilling Contractor	FRANCIS M HUNT	R2 MUNCIE IN	

Administrative *County:* Delaware *Township:* 20N *Range:* 10E

Section: NW of the SWof the SE of Section 17 *Topo map:* Muncie West

Grant Number:

Subdivision name: *Lot number:*

Depth: 58.0

Reference Number **1525**

Driving directions to well J&K STONE INC. 905 HOYT AVE MUNCIE, IN WELL IS LOCATED AT REDY MIX CONCRETE PLANT.

Date completed Feb 25, 1960

Owner-Contractor	*Name*	*Address*	*Telephone*
Well Owner	K. K. IRVING	STRD 3 NORTH OF MUNCIE	
Building Contractor			
Drilling Contractor	GEORGE I SKINNER	RR2 BOX155 YORKTOWN IN	

Administrative *County:* Delaware *Township:* 20N *Range:* 10E

Section: NW of the NEof the SE of Section 20 *Topo map:* Muncie West

Grant Number:

Subdivision name: *Lot number:*

Depth: 315.0

Reference Number **1542**

Driving directions to well

Date completed Apr 01, 1963

Owner-Contractor	*Name*	*Address*	*Telephone*
Well Owner	LUCY OWEN	803 W 15TH ST MUNCIE IN	
Building Contractor			
Drilling Contractor	HUNT WELL AND PUMP SERV	210 E 28TH ST MUNCIE IN	

Administrative *County:* Delaware *Township:* 20N *Range:* 10E

Section: SE of the NEof the NW of Section 21 *Topo map:* Muncie West

Grant Number:

Subdivision name: *Lot number:*

Depth: 79.0

Reference Number **1543**

Driving directions to well BETW THE RR TRACKS ON S GHARHEY ST ON E SIDE OF ST 1ST HOUSE S OF DURO-CRETE PLANT

Date completed Mar 14, 1963

Owner-Contractor	*Name*	*Address*	*Telephone*
Well Owner	SHERMAN ZIEGLER		
Building Contractor			
	HUNT WELL AND PUMP		

Drilling Contractor	SERV	210 E 28TH ST MUNCIE IN		
Administrative	*County:* Delaware		*Township:* 20N *Range:* 10E	
	Section: NE of the SWof the NE of Section 21		*Topo map:* Muncie West	
	Grant Number:			
	Subdivision name:		*Lot number:*	
	Depth: 58.0			

Reference Number	*Driving directions to well*			*Date completed*
1562	BECKETT BRONZE CO ON E 26TH ST MUNCIE			Sep 09, 1963
Owner-Contractor	*Name*	*Address*		*Telephone*
Well Owner	BECKETT BRONZE CO	620 E 20TH ST MUNCIE IN		
Building Contractor				
Drilling Contractor	WILBUR REYNARD	ALBANY IN		
Administrative	*County:* Delaware		*Township:* 20N *Range:* 10E	
	Section: NE of the NEof the SW of Section 22		*Topo map:* Muncie West	
	Grant Number:			
	Subdivision name:		*Lot number:*	
	Depth: 136.0			

Reference Number	*Driving directions to well*			*Date completed*
21063	MIDWEST TOWEL COMPANY IN MUNCIE			Mar 22, 1971
Owner-Contractor	*Name*	*Address*		*Telephone*
Well Owner	MIDWEST TOWEL	MUNCIE IN		
Building Contractor				
Drilling Contractor	JOE BROWN	R R 1 GASTON		
Administrative	*County:* Delaware		*Township:* 20N *Range:* 10E	
	Section: SW of the SEof the SW of Section 10		*Topo map:* Muncie West	
	Grant Number:			
	Subdivision name:		*Lot number:*	
	Depth: 245.0			

Reference Number	*Driving directions to well*			*Date completed*
21083	100 W WASHINGTON ST MUNCIE IN			Jul 05, 1990
Owner-Contractor	*Name*	*Address*		*Telephone*
Well Owner	DELAWARE COUNTY JUSTIC			
Building Contractor	SATER ELECTRIC INC	PO BOX 292 DALEVILLE IN		
Drilling Contractor	HAMILTON BROS INC	4025 ROCKVILLE RD INDPLS IN		(000)241-2571
Administrative	*County:* Delaware		*Township:* 20N *Range:* 10E	
	Section: NE of the SEof the SE of Section 9		*Topo map:* Muncie West	
	Grant Number:			
	Subdivision name:		*Lot number:*	
	Depth: 245.0			

Reference Number	*Driving directions to well*			*Date completed*
21084	100 W WASHINGTON ST, MUNCIE IN			Jul 05, 1990
Owner-Contractor	*Name*	*Address*		*Telephone*
	DELAWARE COUNTY			

Well Owner	JUSTICE			
Building Contractor	SATER ELECTRIC INC	PO BOX 292 DALEVILLE IN		
Drilling Contractor	HAMILTON BROS INC	4025 ROCKVILLE RD INDPLS IN		(000)241-2571
Administrative	*County:* Delaware		*Township:* 20N *Range:* 10E	
	Section: SE of the SEof the SE of Section 9		*Topo map:* Muncie West	
	Grant Number:			
	Subdivision name:		*Lot number:*	
	Depth: 245.0			

Reference Number	*Driving directions to well*		*Date completed*
70150	NE CORNER OF BATAVIA ST AND W 8TH ST. 1414 S BATAVIA ST.		Apr 20, 1994
Owner-Contractor	*Name*	*Address*	*Telephone*
Well Owner	M.T. GRIBBLE	201 W. 2ND ST., MUNCIE, IN	(317)747-9492
Building Contractor			
Drilling Contractor	WILEY WELL DRILLING, INC	RRT 4, BOX 273, UNION CITY, IN	(317)584-8648
Administrative	*County:* Delaware	*Township:* 20N *Range:* 10E	
	Section: SE of the NWof the SE of Section 17	*Topo map:* Muncie West	
	Grant Number:		
	Subdivision name:	*Lot number:*	
	Depth: 48.0		

Reference Number	*Driving directions to well*		*Date completed*
280112	SEE MAP; ON S SIDE OF CORNBREAD RD BET HOYT AVE AND TILLITSON AVE		Oct 31, 1996
Owner-Contractor	*Name*	*Address*	*Telephone*
Well Owner	BETTY BARTLE	2851 W. CORNBREAD RD., MUNCIE, IN	
Building Contractor	LOFFER CONST	1508 N WHEELING STE B MUNCIE	(317)286-2814
Drilling Contractor	WILEY WELL DRLG INC	7874 E SR 32 UNION CITY	(317)584-8648
Administrative	*County:* Delaware	*Township:* 20N *Range:* 10E	
	Section: NW of the NEof the SW of Section 20	*Topo map:* Muncie West	
	Grant Number:		
	Subdivision name:	*Lot number:*	
	Depth: 221.0		

Download Tab-Delimited File

Record of Water Well

Indiana Department of Natural Resources

Reference Number	*Driving directions to well*	*Date completed*
1336	1000 UNIVERSITY AVE MUNCIE IN	Oct 29, 1964

Owner-Contractor	*Name*	*Address*	*Telephone*
Owner	HAZELWOOD CHRSTN CHURCH	1000 UNI. AVE MUNCIE IN	
Driller	JOHN H SCHULL & SON	SELMA IN	
Operator	GILBERT E SCHULL	License: null	

Construction Details

Well	*Use:* OTHER	*Drilling method:* Cable Tool	*Pump type:*
	Depth: 164.0	*Pump setting depth:*	*Water quality:*
Casing	*Length:* 40.25	*Material:*	*Diameter:* 4.0
Screen	*Length:*	*Material:*	*Diameter: Slot size:*

Well Capacity Test

Type of test: BAIL/PUMP *Test rate:* 20.0 gpm for 2.0 hrs. *BailTest rate:* 12.0 gpm for 0.5 hrs.
Drawdown: 1.0 ft. *Static water level:* 38.25 ft. *Bailer Drawdown* 1.0 ft.

Grouting Information

Material: *Depth:* from to
Installation Method: *Number of bags used:*

Well Abandonment

Sealing material: *Depth:* from to
Installation Method: *Number of bags used:*

Administrative

County: Delaware *Township:* 20N *Range:* 10E
Section: SE of the NWof the SW of Section 9 *Topo map:* Muncie West
Grant Number:
Field located by: BSUSA *on:* Jul 26, 1993
Courthouse location by: *on:*
Location accepted w/o verification by: *on:*
Subdivision name: *Lot number:*
Ft W of EL: *Ft N of SL:* 1850.0 *Ft E of WL:* 1300.0 *Ft S of NL:*
Ground elevation: 938.0 *Depth to bedrock:* 44.0 *Bedrock elevation:* 894.0 *Aquifer elevation:*
UTM Easting: 636055.188 *UTM Northing:* 4450742.0

Well Log

Top	Bottom	Formation
0.0	8.0	HARD YELLOW CLAY
8.0	36.0	HARD YELLOW GRAVEL
36.0	44.0	SOFT DARK GRAY SAND
44.0	164.0	LIMESTONE

Comments MC 894; BSU LOC & UTM,VERIF.FORMER MINISTER.STILL EXISTS NW OF POND BUT NOT USED

Record of Water Well

Indiana Department of Natural Resources

Reference Number	*Driving directions to well*	*Date completed*
1340	PRESB CH RVRSDE N 2BLK E .5 BLK WLL 20' E SW CORNER	Aug 27, 1959

Owner-Contractor	*Name*	*Address*	*Telephone*
Owner	ROBERT HEATH		
Driller	M T RYDER	2615 N JEFFERSON MUNCIE IN	
Operator	M T RYDER	License: null	

Construction Details

Well	*Use:* HOME	*Drilling method:* Cable Tool	*Pump type:*
	Depth: 31.0	*Pump setting depth:*	*Water quality:*
Casing	*Length:* 31.0	*Material:*	*Diameter:* 4.0
Screen	*Length:*	*Material:*	*Diameter: Slot size:*

Well Capacity Test

Type of test: BAIL/PUMP *Test rate:* 9.5 gpm for 2.0 hrs. *BailTest rate:* gpm for 0.15 hrs.
Drawdown: 0.0 ft. *Static water level:* 9.0 ft. *Bailer Drawdown* 0.0 ft.

Grouting Information

Material: *Depth:* from to
Installation Method: *Number of bags used:*

Well Abandonment

Sealing material: *Depth:* from to
Installation Method: *Number of bags used:*

Administrative

County: Delaware *Township:* 20N *Range:* 10E
Section: SE of the SWof the SW of Section 9 *Topo map:* Muncie West
Grant Number:
Field located by: STEEN *on:* Dec 01, 1959
Courthouse location by: *on:*
Location accepted w/o verification by: *on:*
Subdivision name: *Lot number:*
Ft W of EL: *Ft N of SL:* *Ft E of WL:* 1600.0 *Ft S of NL:* 2000.0
Ground elevation: 935.0 *Depth to bedrock:* *Bedrock elevation:* *Aquifer elevation:* 925.5
UTM Easting: 636055.938 *UTM Northing:* 4450338.0

Well Log

Top	Bottom	Formation
0.0	8.0	BLACK HARD PAN & WAXY MUD
8.0	30.0	SAND
30.0	31.0	GRAY GRAVEL

Comments MC 905; UTMS BY BSU.REVISED DNR ELINE/SLINE LOCATION BASED STREET LOCATION

Record of Water Well

Indiana Department of Natural Resources

Reference Number	*Driving directions to well*	*Date completed*
1341	1ST BUIDING N OF BULAVARD ON E SIDE OF RESERVE	Aug 03, 1964

Owner-Contractor	*Name*	*Address*	*Telephone*
Owner	FRED MOSE	606 ASHLAND AVE MUNCIE IN	
Driller	M T RYDER	2615 N JEFFERSON MUNCIE IN	
Operator	M T RYDER	License: null	

Construction Details

Well	*Use:* INDUSTRIAL	*Drilling method:* Cable Tool	*Pump type:*
	Depth: 87.0	*Pump setting depth:*	*Water quality:*
Casing	*Length:* 85.0	*Material:*	*Diameter:* 4.5
Screen	*Length:*	*Material:*	*Diameter: Slot size:*

Well Capacity Test

Type of test: BAIL/PUMP *Test rate:* 8.33 gpm for 2.0 hrs. *BailTest rate:* 8.33 gpm for 0.5 hrs.
Drawdown: 0.0 ft. *Static water level:* 18.0 ft. *Bailer Drawdown* 0.0 ft.

Grouting Information

Material: *Depth:* from to
Installation Method: *Number of bags used:*

Well Abandonment

Sealing material: *Depth:* from to
Installation Method: *Number of bags used:*

Administrative

County: Delaware *Township:* 20N *Range:* 10E
Section: NW of the SWof the SE of Section 9 *Topo map:* Muncie West
Grant Number:
Field located by: IGS *on:*
Courthouse location by: *on:*
Location accepted w/o verification by: *on:*
Subdivision name: *Lot number:*
Ft W of EL: *Ft N of SL:* 1000.0 *Ft E of WL:* 3100.0 *Ft S of NL:*
Ground elevation: 930.0 *Depth to bedrock:* 76.0 *Bedrock elevation:* 854.0 *Aquifer elevation:*
UTM Easting: 636717.0 *UTM Northing:* 4450526.0

Well Log

Top	Bottom	Formation
0.0	9.0	FILL W/CINDERS
9.0	16.0	DARK MUD
16.0	25.0	GRAY SAND
25.0	34.0	DARK HARD PAN
34.0	38.0	DARK WAXY MUD
38.0	44.0	LIGHT BROWN CLAY
44.0	65.0	RED CLAY
65.0	74.0	RED SANDY MUD
74.0	76.0	GRAY SANDY GRAVEL
76.0	77.0	LIMESTONE
77.0	85.0	RED MUD & WHITE GRAVEL MIXED
85.0	87.0	LIMESTONE

Comments MC 845; UTMS BY BSU LOG CLASSIFIED BY DMM 12/64

Record of Water Well

Indiana Department of Natural Resources

Reference Number	*Driving directions to well*	*Date completed*
1342	NW CORNER OF JACKSON ST & GREENWOOD AVE	Oct 23, 1986

Owner-Contractor	*Name*	*Address*	*Telephone*
Owner	ONTARIO FORGE CORP	1200 W JACKSON ST MUNCIE IN	
Driller	BUSBY DRILLING CO INC	RR6 BX345 ANDERSON IN	
Operator	WILLIAM B HOBBS JR	License: null	
Company	TROUTS PLBG HTG INC	1500 S WALNUT ST MUNCIE IN	

Construction Details

Well	*Use:* INDUSTRIAL	*Drilling method:* Rotary	*Pump type:* SUBMERSIBLE
	Depth: 295.0	*Pump setting depth:* 100.0	*Water quality:* CLEAR
Casing	*Length:* 116.0	*Material:* STEEL	*Diameter:* 8.0
Screen	*Length:*	*Material:*	*Diameter: Slot size:*

Well Capacity Test: *Type of test:* PUMPING; *Test rate:* 225.0 gpm for 2.0 hrs.; *BailTest rate:* gpm for hrs.
Drawdown: 199.0 ft.; *Static water level:* 26.0 ft.; *Bailer Drawdown* ft.

Grouting Information: *Material:*; *Depth:* from to
Installation Method:; *Number of bags used:*

Well Abandonment: *Sealing material:*; *Depth:* from to
Installation Method:; *Number of bags used:*

Administrative

County: Delaware; *Township:* 20N *Range:* 10E
Section: NE of the SEof the SW of Section 9; *Topo map:* Muncie West
Grant Number:
Field located by: KMH; *on:* Jul 31, 1989
Courthouse location by:; *on:*
Location accepted w/o verification by:; *on:*
Subdivision name:; *Lot number:*
Ft W of EL:; *Ft N of SL:* 700.0; *Ft E of WL:* 1450.0; *Ft S of NL:*
Ground elevation: 937.0; *Depth to bedrock:* 113.0; *Bedrock elevation:* 824.0; *Aquifer elevation:*
UTM Easting: 636195.0; *UTM Northing:* 4450435.0

Well Log

Top	Bottom	Formation
0.0	6.0	RED CLAY
6.0	10.0	RED SAND
10.0	14.0	BOULDERS & GRAVEL
14.0	30.0	RED SAND
30.0	31.0	BROULDERS GRAVEL
31.0	73.0	GRAY CLAY
73.0	81.0	GRAY CLAY & GRAVEL
81.0	113.0	RED CLAY
113.0	295.0	LIMESTONE

Comments: MC 824; OWNER VERIFIED UTS BY BSU

Record of Water Well

Indiana Department of Natural Resources

Reference Number	*Driving directions to well*	*Date completed*
1454	JCPENNY CO. MULBERRY AND CHAS ST	Oct 07, 1959

Owner-Contractor	*Name*	*Address*	*Telephone*
Owner	HOLISTER WHITNEY ELE CO	QUINCEY IL	
Driller	FRANCIS HUNT	R#2 MUNCIE	
Operator	FRANCIS HUNT	License: null	

Construction Details

Well	*Use:*	*Drilling method:* Cable Tool	*Pump type:*
	Depth: 49.0	*Pump setting depth:*	*Water quality:*
Casing	*Length:* 32.0	*Material:*	*Diameter:* 22.0
Screen	*Length:*	*Material:*	*Diameter: Slot size:*

Well Capacity Test	*Type of test:*	*Test rate:* gpm for hrs.	*BailTest rate:* gpm for hrs.
	Drawdown: ft.	*Static water level:* ft.	*Bailer Drawdown* ft.

Grouting Information	*Material:*	*Depth:* from to
	Installation Method:	*Number of bags used:*

Well Abandonment	*Sealing material:*	*Depth:* from to
	Installation Method:	*Number of bags used:*

Administrative	*County:* Delaware		*Township:* 20N *Range:* 10E	
	Section: SW of the NEof the NW of Section 15			*Topo map:* Muncie West
	Grant Number:			
	Field located by: RYP		*on:* Apr 23, 1964	
	Courthouse location by:		*on:*	
	Location accepted w/o verification by:		*on:*	
	Subdivision name:		*Lot number:*	
	Ft W of EL:	*Ft N of SL:* 4550.0	*Ft E of WL:* 400.0	*Ft S of NL:*
	Ground elevation: 952.0	*Depth to bedrock:*	*Bedrock elevation:*	*Aquifer elevation:* 920.0
	UTM Easting: 636114.563		*UTM Northing:* 4449560.0	

Well Log

Top	Bottom	Formation
0.0	12.0	TO 12'OF CLAY & BOULDERS
12.0	38.0	GRAVEL W.B.
38.0	49.0	BLUE CLAY

Comments MC 915; 22" DIA OF CASING TO 32', 18" DIA CASING TO 49', IN A JC PENNY ELEVATOR SHAFT.

Record of Water Well

Indiana Department of Natural Resources

Reference Number	*Driving directions to well*	*Date completed*
1455		Jul 25, 1959

Owner-Contractor	*Name*	*Address*	*Telephone*
Owner	FLOYD & SON MACH SHOP	1330W 2ND ST.	
Driller	FRANCIS M HUNT	RR #2 MUNCIE	
Operator	FRANCIS HUNT	License: null	

Construction Details

Well	*Use:* INDUSTRIAL	*Drilling method:* Cable Tool	*Pump type:*
	Depth: 61.0	*Pump setting depth:*	*Water quality:*
Casing	*Length:* 61.0	*Material:*	*Diameter:* 4.0
Screen	*Length:*	*Material:*	*Diameter: Slot size:*

Well Capacity Test

Type of test:	*Test rate:* 10.0 gpm for 1.0 hrs.	*BailTest rate:* 10.0 gpm for 0.25 hrs.
Drawdown: 0.0 ft.	*Static water level:* 6.0 ft.	*Bailer Drawdown* 0.0 ft.

Grouting Information

Material:	*Depth:* from to
Installation Method:	*Number of bags used:*

Well Abandonment

Sealing material:	*Depth:* from to
Installation Method:	*Number of bags used:*

Administrative

County: Delaware		*Township:* 20N *Range:* 10E	
Section: SE of the SWof the NW of Section 16			*Topo map:* Muncie West
Grant Number:			
Field located by: Y.S.		*on:* Apr 23, 1964	
Courthouse location by:		*on:*	
Location accepted w/o verification by:		*on:*	
Subdivision name:		*Lot number:*	
Ft W of EL: 4100.0	*Ft N of SL:* 3200.0	*Ft E of WL:*	*Ft S of NL:*
Ground elevation: 935.0	*Depth to bedrock:*	*Bedrock elevation:*	*Aquifer elevation:* 874.0
UTM Easting: 636109.688		*UTM Northing:* 4449559.5	

Well Log

Top	Bottom	Formation
0.0	30.0	BLUE CLAY
30.0	61.0	SAND AND GRAVEL MIX W.B.

Comments MC 875; UTMS BY BSU

Record of Water Well

Indiana Department of Natural Resources

Reference Number	*Driving directions to well*	*Date completed*
1456		Aug 09, 1962

Owner-Contractor	*Name*	*Address*	*Telephone*
Owner	A. L. BATEMEN	1714 S FRANKLIN ST MUNCIE IN	
Driller	FARM & CITY WELL SERV	500 E MCGALLIARD MUNCIE IN	

Construction Details

Well	*Use:* HOME	*Drilling method:* Rotary	*Pump type:*
	Depth: 62.0	*Pump setting depth:*	*Water quality:*
Casing	*Length:* 50.0	*Material:*	*Diameter:* 4.5
Screen	*Length:*	*Material:*	*Diameter: Slot size:*

Well Capacity Test

Type of test: AIR	*Test rate:* 20.0 gpm for hrs.	*BailTest rate:* gpm for hrs.
Drawdown: 32.0 ft.	*Static water level:* 14.0 ft.	*Bailer Drawdown* ft.

Grouting Information

Material:	*Depth:* from to
Installation Method:	*Number of bags used:*

Well Abandonment

Sealing material:	*Depth:* from to
Installation Method:	*Number of bags used:*

Administrative

County: Delaware		*Township:* 20N *Range:* 10E	
Section: SE of the SEof the SE of Section 16			*Topo map:* Muncie West
Grant Number:			
Field located by: M.V.		*on:* Apr 24, 1964	
Courthouse location by:		*on:*	
Location accepted w/o verification by:		*on:*	
Subdivision name:		*Lot number:*	
Ft W of EL: 500.0	*Ft N of SL:* 500.0	*Ft E of WL:*	*Ft S of NL:*
Ground elevation: 950.0	*Depth to bedrock:* 48.0	*Bedrock elevation:* 905.0	*Aquifer elevation:*
UTM Easting: 635908.25		*UTM Northing:* 4448728.5	

Well Log

Top	Bottom	Formation
0.0	7.0	CLAY
7.0	18.0	SAND
18.0	48.0	CLAY
48.0	50.0	LIMESTONE
50.0	62.0	LIMESTONE

Comments MC 905; UTMS BY BSU

Record of Water Well

Indiana Department of Natural Resources

Reference Number	*Driving directions to well*	*Date completed*
1457	IN CITY OF MUNCIE 1 BL. EAST OF HOYT AVE. ON 11TH ST	

Owner-Contractor	*Name*	*Address*	*Telephone*
Owner	HOWARD GORE	826 WEST 11TH ST. MUNCIE	
Driller	FARM & CITY WELL SERV	500 E MCGALLIARD MUNCIE IN	
Operator	B RUSSELL	License: null	

Construction Details

Well	*Use:* OTHER	*Drilling method:* Rotary	*Pump type:*
	Depth: 121.0	*Pump setting depth:*	*Water quality:*
Casing	*Length:* 35.0	*Material:*	*Diameter:* 4.5
Screen	*Length:*	*Material:*	*Diameter: Slot size:*

Well Capacity Test

Type of test: AIR *Test rate:* gpm for hrs. *BailTest rate:* 15.0 gpm for hrs.
Drawdown: ft. *Static water level:* 27.0 ft. *Bailer Drawdown* 50.0 ft.

Grouting Information

Material: *Depth:* from to
Installation Method: *Number of bags used:*

Well Abandonment

Sealing material: *Depth:* from to
Installation Method: *Number of bags used:*

Administrative

County: Delaware *Township:* 20N *Range:* 10E
Section: SE of the SEof the SW of Section 16 *Topo map:* Muncie West
Grant Number:
Field located by: R.J.S *on:*
Courthouse location by: *on:*
Location accepted w/o verification by: *on:*
Subdivision name: *Lot number:*
Ft W of EL: 2850.0 *Ft N of SL:* 250.0 *Ft E of WL:* *Ft S of NL:*
Ground elevation: 956.0 *Depth to bedrock:* 32.0 *Bedrock elevation:* 924.0 *Aquifer elevation:*
UTM Easting: 636536.688 *UTM Northing:* 4448660.0

Well Log

Top	Bottom	Formation
0.0	12.0	CLAY
12.0	23.0	DRY SANDY GRAVEL
23.0	32.0	CLAY
32.0	35.0	LIMESTONE
35.0	121.0	LIMESTONE

Comments MC924; UTMS BY BSU

Record of Water Well

Indiana Department of Natural Resources

Reference Number	*Driving directions to well*	*Date completed*
1459	S OF 8 ST INSIDE 134 SPCE PARKG LT 33'E OF W FNCE 55'N OF S FNCE. MW-1	Oct 28. 1988

Owner-Contractor	*Name*	*Address*	*Telephone*
Owner	NEW-VENTURE GEAR MUNCIE	1200 W 8TH ST MUNCIE IN	(317) 747-2073
Driller	ENGINEERING & TESTING	7920 GRGTOWN RD STE 900 INDY	(317) 879-3380
Operator	M DENNY	License: 228	

Construction Details

Well	*Use:* OTHER	*Drilling method:* Other	*Pump type:*
	Depth:	*Pump setting depth:*	*Water quality:*
Casing	*Length:* 85.0	*Material:* PVC	*Diameter:* 2.0
Screen	*Length:* 7.5	*Material:* PVC	*Diameter:* 2.0 *Slot size:* 0.010

Well Capacity Test

Type of test: *Test rate:* gpm for hrs. *BailTest rate:* gpm for hrs.
Drawdown: ft. *Static water level:* ft. *Bailer Drawdown* ft.

Grouting Information

Material: BNTITE *Depth:* from 18.0 to 76.0
Installation Method: SLURRY *Number of bags used:*

Well Abandonment

Sealing material: *Depth:* from to
Installation Method: *Number of bags used:*

Administrative

County: Delaware *Township:* 20N *Range:* 10E
Section: of Section 16 *Topo map:* Muncie West
Grant Number:
Field located by: *on:*
Courthouse location by: *on:*
Location accepted w/o verification by: *on:*
Subdivision name: *Lot number:*
Ft W of EL: *Ft N of SL:* *Ft E of WL:* *Ft S of NL:*
Ground elevation: *Depth to bedrock:* *Bedrock elevation:* *Aquifer elevation:*
UTM Easting: 636401.5 *UTM Northing:* 4448928.5

Well Log

Top	Bottom	Formation
0.0	1.0	ASPHALT W/FILL
1.0	3.0	SILTY CLAY BROWN
3.0	11.0	SILTY CLAY SOME SAND GRAVEL
11.0	12.0	SILTY SAND
12.0	23.5	CLAYEY SILT
23.5	26.0	SILTY SAND
26.0	34.0	SILT
34.0	40.5	SAND & GRAVEL
40.5	50.0	DOLOMITE FRACTURED WEATHERED
50.0	63.0	GRAY DOLOMITE
63.0	71.5	GRAY SILT SOME GRAVEL
71.5	92.5	GRAY LIMESTONE

Comments MW-1, NEW VENTURE GEAR, SEE MAP

Record of Water Well

Indiana Department of Natural Resources

Reference Number	*Driving directions to well*	*Date completed*
1460	S OF 8 ST INSIDE 134 PARKNG LT 47'E OF W FNCE 55'N OF S FNCE. (NEAR MW-1) MW-2	Oct 27, 1988

Owner-Contractor	*Name*	*Address*	*Telephone*
Owner	NEW-VENTURE GEAR MUNCIE	1200 W 8TH ST MUNCIE IN	(317) 747-2073
Driller	ENGINEERING & TESTING	7920 GRGTOWN RD STE 900 INDY	(317) 879-3380
Operator	T HASKETT	License: 228	

Construction Details

Well	*Use:* OTHER	*Drilling method:* Other	*Pump type:*
	Depth:	*Pump setting depth:*	*Water quality:*
Casing	*Length:* 24.0	*Material:* PVC	*Diameter:* 2.0
Screen	*Length:* 6.0	*Material:* PVC	*Diameter:* 2.0 *Slot size:* 0.010

Well Capacity Test

Type of test: *Test rate:* gpm for hrs. *BailTest rate:* gpm for hrs.
Drawdown: ft. *Static water level:* ft. *Bailer Drawdown* ft.

Grouting Information

Material: BNTITE *Depth:* from 4.0 to 13.0
Installation Method: SLURRY *Number of bags used:*

Well Abandonment

Sealing material: *Depth:* from to
Installation Method: *Number of bags used:*

Administrative

County: Delaware *Township:* 20N *Range:* 10E
Section: NE of the SEof the SW of Section 16 *Topo map:* Muncie West
Grant Number:
Field located by: *on:*
Courthouse location by: *on:*
Location accepted w/o verification by: *on:*
Subdivision name: *Lot number:*
Ft W of EL: 3000.0 *Ft N of SL:* 1100.0 *Ft E of WL:* *Ft S of NL:*
Ground elevation: 955.0 *Depth to bedrock:* 45.0 *Bedrock elevation:* 910.0 *Aquifer elevation:*
UTM Easting: 636465.0 *UTM Northing:* 4448928.0

Well Log

Top	Bottom	Formation
0.0	0.5	ASPHALT
0.5	8.0	SANDY CLAY
8.0	12.0	GRD WATER AT 11FT
12.0	13.0	SAND & GRAVEL
13.0	30.0	GRAVELLY SILT

Comments

MW-2. NEW VENTURE GEAR. SEE MAP

Record of Water Well

Indiana Department of Natural Resources

Reference Number	*Driving directions to well*	*Date completed*
1462	IN 520 SPACE PRKNG LT 350'W OF E FNCE 45'S OF N FNCE. MW-5	Oct 25, 1988

Owner-Contractor	*Name*	*Address*	*Telephone*
Owner	NEW-VENTURE GEAR MUNCIE	1200 W 8TH ST MUNCIE IN	(317) 747-2073
Driller	ENGINEERING & TESTING	7920 GRGTOWN RD STE 900 INDY	(317) 879-3380
Operator	T HASKETT	License: 228	

Construction Details

Well	*Use:* OTHER	*Drilling method:* Other	*Pump type:*
	Depth:	*Pump setting depth:*	*Water quality:*
Casing	*Length:* 24.0	*Material:* PVC	*Diameter:* 2.0
Screen	*Length:* 6.0	*Material:* PVC	*Diameter:* 2.0 *Slot size:* 0.010

Well Capacity Test

Type of test: *Test rate:* gpm for hrs. *BailTest rate:* gpm for hrs.
Drawdown: ft. *Static water level:* ft. *Bailer Drawdown* ft.

Grouting Information

Material: *Depth:* from to
Installation Method: *Number of bags used:*

Well Abandonment

Sealing material: *Depth:* from to
Installation Method: *Number of bags used:*

Administrative

County: Delaware *Township:* 20N *Range:* 10E
Section: of Section 16 *Topo map:* Muncie West
Grant Number:
Field located by: *on:*
Courthouse location by: *on:*
Location accepted w/o verification by: *on:*
Subdivision name: *Lot number:*
Ft W of EL: *Ft N of SL:* *Ft E of WL:* *Ft S of NL:*
Ground elevation: *Depth to bedrock:* *Bedrock elevation:* *Aquifer elevation:*
UTM Easting: 636217.938 *UTM Northing:* 4449368.5

Well Log

Top	Bottom	Formation
0.0	1.0	CONCRETE SLAB
1.0	10.0	SILTY CLY SME SAND & TR GRAVEL
10.0	12.5	SILTY CLAY SOME SAND & GRAVEL
12.5	25.0	GRAY SILT
25.0	28.0	SILTY SAND
28.0	30.0	SAND & GRAVEL

Comments MW-5, NEW VENTURE GEAR, SEE MAP

Record of Water Well

Indiana Department of Natural Resources

Reference Number	*Driving directions to well*	*Date completed*
1463	50'W & 100'N OF NW CORNER OF WASTEWATER LAB IN TRANS PLNT PROP. MW-6	Oct 25, 1988

Owner-Contractor	*Name*	*Address*	*Telephone*
Owner	NEW-VENTURE GEAR MUNCIE	1200 W 8TH ST MUNCIE IN	(317) 747-2073
Driller	ENGINEERING & TESTING	7920 GRGTOWN RD STE 900 INDY	(317) 879-3380
Operator	T HASKETT	License: 228	

Construction Details

Well	*Use:* OTHER	*Drilling method:* Other	*Pump type:*
	Depth:	*Pump setting depth:*	*Water quality:*
Casing	*Length:* 24.0	*Material:* PVC	*Diameter:* 2.0
Screen	*Length:* 6.0	*Material:* PVC	*Diameter:* 2.0 *Slot size:* 0.010

Well Capacity Test

Type of test: *Test rate:* gpm for hrs. *BailTest rate:* gpm for hrs.
Drawdown: ft. *Static water level:* ft. *Bailer Drawdown* ft.

Grouting Information

Material: *Depth:* from to
Installation Method: *Number of bags used:*

Well Abandonment

Sealing material: *Depth:* from to
Installation Method: *Number of bags used:*

Administrative

County: Delaware *Township:* 20N *Range:* 10E
Section: of Section 16 *Topo map:* Muncie West
Grant Number:
Field located by: *on:*
Courthouse location by: *on:*
Location accepted w/o verification by: *on:*
Subdivision name: *Lot number:*
Ft W of EL: *Ft N of SL:* *Ft E of WL:* *Ft S of NL:*
Ground elevation: *Depth to bedrock:* *Bedrock elevation:* *Aquifer elevation:*
UTM Easting: 636226.0 *UTM Northing:* 4449276.5

Well Log

Top	Bottom	Formation
0.0	10.0	MED BROWN SILTY CLAY
10.0	12.0	BROWN TO GRAY SILTY CLAY
12.0	23.5	GRAY CLAYEY SILT SOME S & G
23.5	28.0	SILTY SAND TR GRAVEL
28.0	30.0	SAND & GRAVEL

Comments MW-6, NEW VENTURE GEAR, SEE MAP

Record of Water Well

Indiana Department of Natural Resources

Reference Number	*Driving directions to well*	*Date completed*
1464	MW-8	Sep 12, 1989

Owner-Contractor	*Name*	*Address*	*Telephone*
Owner	NEW-VENTURE GEAR MUNCIE	1200 W 8TH ST MUNCIE IN	(317) 747-2073
Driller	ENGINEERING & TESTING	7920 GRGTOWN RD STE 900 INDY	(317) 879-3380
Operator	M DENNY	License: 228	

Construction Details

Well	*Use:* OTHER	*Drilling method:* Other	*Pump type:*
	Depth:	*Pump setting depth:*	*Water quality:*
Casing	*Length:* 29.5	*Material:* PVC	*Diameter:* 2.0
Screen	*Length:* 9.5	*Material:* PVC	*Diameter:* 2.0 *Slot size:* 0.010

Well Capacity Test

Type of test: *Test rate:* gpm for hrs. *BailTest rate:* gpm for hrs.
Drawdown: ft. *Static water level:* ft. *Bailer Drawdown* ft.

Grouting Information

Material: BNTITE *Depth:* from 7.0 to 26.0
Installation Method: SLURRY *Number of bags used:*

Well Abandonment

Sealing material: *Depth:* from to
Installation Method: *Number of bags used:*

Administrative

County: Delaware *Township:* 20N *Range:* 10E
Section: of Section 16 *Topo map:* Muncie West
Grant Number:
Field located by: *on:*
Courthouse location by: *on:*
Location accepted w/o verification by: *on:*
Subdivision name: *Lot number:*
Ft W of EL: *Ft N of SL:* *Ft E of WL:* *Ft S of NL:*
Ground elevation: *Depth to bedrock:* *Bedrock elevation:* *Aquifer elevation:*
UTM Easting: 636532.125 *UTM Northing:* 4449112.0

Well Log

Top	Bottom	Formation
0.0	1.0	ASPHALT
1.0	2.0	SILTY SAND & GRAVEL
2.0	6.0	BLACK SILTY CLAY
6.0	8.0	GRAY & BROWN SILTY CLAY
8.0	13.0	GRY & BRWN SLTY CLY W/TR S & G
13.0	18.0	SANDY CLAY TR GRAVEL
18.0	23.0	SILTY CLAY TR GRAVEL
23.0	36.0	SILTY CLAY TR SAND
36.0	41.0	SAND & GRAVEL

Comments MW-8

Record of Water Well

Indiana Department of Natural Resources

Reference Number	*Driving directions to well*	*Date completed*
1465	MW-9, NE CORNER ELLIOTT & WILLARD (SEE MAP), HYDRA-MATIC (NVG PLANT)	Sep 12, 1989

Owner-Contractor	*Name*	*Address*	*Telephone*
Owner	NEW-VENTURE GEAR MUNCIE	1200 W 8TH ST MUNCIE IN	(317) 747-2073
Driller	ENGINEERING & TESTING	7920 GRGTOWN RD STE 900 INDY	(317) 879-3380
Operator	M DENNY	License: 228	

Construction Details

Well	*Use:* OTHER	*Drilling method:* Other	*Pump type:*
	Depth:	*Pump setting depth:*	*Water quality:*
Casing	*Length:* 26.0	*Material:* PVC	*Diameter:* 2.0
Screen	*Length:* 1.0	*Material:* PVC	*Diameter:* 2.0 *Slot size:* 0.010

Well Capacity Test

Type of test: *Test rate:* gpm for hrs. *BailTest rate:* gpm for hrs.
Drawdown: ft. *Static water level:* ft. *Bailer Drawdown* ft.

Grouting Information

Material: BNTITE *Depth:* from 7.0 to 14.0
Installation Method: SLURRY *Number of bags used:*

Well Abandonment

Sealing material: *Depth:* from to
Installation Method: *Number of bags used:*

Administrative

County: Delaware *Township:* 20N *Range:* 10E
Section: of Section 16 *Topo map:* Muncie West
Grant Number:
Field located by: *on:*
Courthouse location by: *on:*
Location accepted w/o verification by: *on:*
Subdivision name: *Lot number:*
Ft W of EL: *Ft N of SL:* *Ft E of WL:* *Ft S of NL:*
Ground elevation: *Depth to bedrock:* *Bedrock elevation:* *Aquifer elevation:*
UTM Easting: 636537.688 *UTM Northing:* 4449318.5

Well Log

Top	Bottom	Formation
0.0	0.5	ASPHALT
0.5	2.0	SILTY CLAY
2.0	6.0	GRAVELLY SILT SME CLY SME SND
6.0	8.0	GARVELLY SILT SME SND TR CLY
8.0	13.0	GRAVELLY SILT TR CLY W/SAND
13.0	18.0	SAND & GRAVEL
18.0	20.0	MED BOWN GRAVEL FINE TO COARSE
20.0	23.0	BOULDER 21FT (MOVED 7FT S)
23.0	30.0	GRAY SILTY SAND TR GRAVEL

Comments MW-9, NEW VENTURE GEAR, SEE MAP

Record of Water Well

Indiana Department of Natural Resources

Reference Number
1466

Driving directions to well
MW-10,ABOUT 170'W NE CORNER OF OLD DELCO PROP.,(SEE MAP),HYDRA-MATIC (NVG)

Date completed
Sep 09, 1989

Owner-Contractor	*Name*	*Address*	*Telephone*
Owner	NEW-VENTURE GEAR MUNCIE	1200 W 8TH ST MUNCIE IN	(317) 747-2073
Driller	ENGINEERING & TESTING	7920 GRGTOWN RD STE 900 INDY	(317) 879-3380
Operator	M DENNY	License: 228	

Construction Details

Well	*Use:* OTHER	*Drilling method:* Other	*Pump type:*
	Depth:	*Pump setting depth:*	*Water quality:*
Casing	*Length:* 26.0	*Material:* PVC	*Diameter:* 2.0
Screen	*Length:* 5.0	*Material:* PVC	*Diameter:* 2.0 *Slot size:* 0.010

Well Capacity Test
Type of test: *Test rate:* gpm for hrs. *BailTest rate:* gpm for hrs.
Drawdown: ft. *Static water level:* ft. *Bailer Drawdown* ft.

Grouting Information
Material: BNTITE *Depth:* from 7.0 to 18.0
Installation Method: SLURRY *Number of bags used:*

Well Abandonment
Sealing material: *Depth:* from to
Installation Method: *Number of bags used:*

Administrative
County: Delaware *Township:* 20N *Range:* 10E
Section: of Section 16 *Topo map:* Muncie West
Grant Number:
Field located by: *on:*
Courthouse location by: *on:*
Location accepted w/o verification by: *on:*
Subdivision name: *Lot number:*
Ft W of EL: *Ft N of SL:* *Ft E of WL:* *Ft S of NL:*
Ground elevation: *Depth to bedrock:* *Bedrock elevation:* *Aquifer elevation:*
UTM Easting: 636470.0 *UTM Northing:* 4449440.5

Well Log

Top	Bottom	Formation
0.0	2.0	SILTY CLAY SME SND & GRAVEL
2.0	6.0	SILTY CLAY ASPH FILL SME S&G
6.0	8.0	SILTY CLAY SME GRAVEL TR SND
8.0	14.5	SILTY CLAY MOTTLED GRAY
14.5	19.5	SILTY SAND & GRAVEL (DRY)
19.5	24.0	SILTY SAND & GRAVEL (WET)
24.0	25.0	SILTY CLAY
25.0	31.0	SAND & GRAVEL
31.0	35.0	SILT (DRY TR CLAY)

Comments
MW-10, NEW VENTURE GEAR, SEE MAP

Record of Water Well

Indiana Department of Natural Resources

Reference Number
1468

Driving directions to well
282'E & 472'N OF NW CORNER OF TRANSMISSION PLNTOLD DELCO REMY PROP. MW-3

Date completed
Oct 17, 1988

Owner-Contractor	*Name*	*Address*	*Telephone*
Owner	NEW-VENTURE GEAR MUNCIE	1200 W 8TH ST MUNCIE IN	(317) 747-2073
Driller	ENGINEERING & TESTING	7920 GRGTOWN RD STE 900 INDY	(317) 879-3380
Operator	M DENNY	License: 228	

Construction Details

Well	*Use:* OTHER	*Drilling method:* Other	*Pump type:*
	Depth:	*Pump setting depth:*	*Water quality:*
Casing	*Length:* 100.0	*Material:* PVC	*Diameter:* 2.0
Screen	*Length:* 9.0	*Material:* PVC	*Diameter:* 2.0 *Slot size:* 0.010

Well Capacity Test

Type of test: *Test rate:* gpm for hrs. *BailTest rate:* gpm for hrs.
Drawdown: ft. *Static water level:* ft. *Bailer Drawdown* ft.

Grouting Information

Material: BNTITE *Depth:* from 18.0 to 94.0
Installation Method: SLURRY *Number of bags used:*

Well Abandonment

Sealing material: *Depth:* from to
Installation Method: *Number of bags used:*

Administrative

County: Delaware *Township:* 20N *Range:* 10E
Section: of Section 16 *Topo map:* Muncie West
Grant Number:
Field located by: *on:*
Courthouse location by: *on:*
Location accepted w/o verification by: *on:*
Subdivision name: *Lot number:*
Ft W of EL: *Ft N of SL:* *Ft E of WL:* *Ft S of NL:*
Ground elevation: *Depth to bedrock:* *Bedrock elevation:* *Aquifer elevation:*
UTM Easting: 636409.938 *UTM Northing:* 4449361.5

Well Log

Top	Bottom	Formation
0.0	1.5	CONCRETE
1.5	5.0	FILL BRICK WOOD SAND & GRAVEL
5.0	10.0	SILTY CLAY SOME SAND TR GRAVEL
10.0	13.0	SILTY CLAY SOME SAND & GRAVEL
13.0	18.0	GRAVELLY CLAY
18.0	20.0	SAND & GRAVEL
20.0	25.0	GRD WATER AT 23FT
25.0	35.0	SAND & GRAVEL TR SILT
35.0	45.0	SAND & GRAVEL SOME SILT
45.0	48.0	SILT
48.0	53.0	SAND
53.0	69.0	CLAYEY SAND & GRAVEL
69.0	85.0	SAND
85.0	88.0	SILT
88.0	109.5	LIMESTONE

Comments	MW-3.NOTE WELL HAD NO REFNO IN DNR FILE.USED 1468(DUPLICATE)

Record of Water Well

Indiana Department of Natural Resources

Reference Number
1469

Driving directions to well
MW-12, NE CORNER OF OLD DELCO PROPERTY (SEE MAP) HYDRA-MATIC (NVG) PLANT

Date completed
Aug 31, 1989

Owner-Contractor	*Name*	*Address*	*Telephone*
Owner	NEW-VENTURE GEAR MUNCIE	1200 W 8TH ST MUNCIE IN	(317) 747-2073
Driller	ENGINEERING & TESTING	7920 GRGTOWN RD STE 900 INDY	(317) 879-3380
Operator	M DENNY	License: 228	

Construction Details

Well	*Use:* OTHER	*Drilling method:* Other	*Pump type:*
	Depth:	*Pump setting depth:*	*Water quality:*
Casing	*Length:* 25.0	*Material:* PVC	*Diameter:* 2.0
Screen	*Length:* 9.0	*Material:* PVC	*Diameter:* 2.0 *Slot size:* 0.010

Well Capacity Test
Type of test: *Test rate:* gpm for hrs. *BailTest rate:* gpm for hrs.
Drawdown: ft. *Static water level:* ft. *Bailer Drawdown* ft.

Grouting Information
Material: BNTITE *Depth:* from 18.0 to 17.0
Installation Method: SLURRY *Number of bags used:*

Well Abandonment
Sealing material: *Depth:* from to
Installation Method: *Number of bags used:*

Administrative
County: Delaware *Township:* 20N *Range:* 10E
Section: of Section 16 *Topo map:* Muncie West
Grant Number:
Field located by: *on:*
Courthouse location by: *on:*
Location accepted w/o verification by: *on:*
Subdivision name: *Lot number:*
Ft W of EL: *Ft N of SL:* *Ft E of WL:* *Ft S of NL:*
Ground elevation: *Depth to bedrock:* *Bedrock elevation:* *Aquifer elevation:*
UTM Easting: 635958.438 *UTM Northing:* 4449300.5

Well Log

Top	Bottom	Formation
0.0	1.0	CONCRETE
1.0	2.0	FILL SAND GRAVEL
2.0	5.0	GRAVELLY CLAY FILL MATERIAL
5.0	13.0	CLAYEY SAND & GRAVEL FILL MAT
13.0	19.5	FILL WOOD BRICK MOIST
19.5	20.0	CLAY W/SOME GRAVEL (DRY)
20.0	28.0	MED BROWN LOOSE WET GRAVEL
28.0	33.0	MED BRWN FRM WET CLAYEY GRAVEL
33.0	35.0	GRAVEL & COBBLES

Comments MW-12, NEW VENTURE GEAR, SEE MAP

Record of Water Well

Indiana Department of Natural Resources

Reference Number	*Driving directions to well*	*Date completed*
1470	MW-13. ABOUT 560'E PERKINS, 900'N 8TH ST (SEE MAP).HYDRA-MATIC (NVG)	Sep 05, 1989

Owner-Contractor	*Name*	*Address*	*Telephone*
Owner	NEW-VENTURE GEAR MUNCIE	1200 W 8TH ST MUNCIE IN	(317) 747-2073
Driller	ENGINEERING & TESTING	7920 GRGTOWN RD STE 900 INDY	(317) 879-3380
Operator	M DENNY	License: 228	

Construction Details

Well	*Use:* OTHER	*Drilling method:* Other	*Pump type:*
	Depth:	*Pump setting depth:*	*Water quality:*
Casing	*Length:* 25.0	*Material:* PVC	*Diameter:* 2.0
Screen	*Length:* 4.0	*Material:* PVC	*Diameter:* 2.0 *Slot size:* 0.010

Well Capacity Test

Type of test: *Test rate:* gpm for hrs. *BailTest rate:* gpm for hrs.
Drawdown: ft. *Static water level:* ft. *Bailer Drawdown* ft.

Grouting Information

Material: BNTITE *Depth:* from 10.0 to 16.0
Installation Method: SLURRY *Number of bags used:*

Well Abandonment

Sealing material: *Depth:* from to
Installation Method: *Number of bags used:*

Administrative

County: Delaware *Township:* 20N *Range:* 10E
Section: of Section 16 *Topo map:* Muncie West
Grant Number:
Field located by: *on:*
Courthouse location by: *on:*
Location accepted w/o verification by: *on:*
Subdivision name: *Lot number:*
Ft W of EL: *Ft N of SL:* *Ft E of WL:* *Ft S of NL:*
Ground elevation: *Depth to bedrock:* *Bedrock elevation:* *Aquifer elevation:*
UTM Easting: 636111.125 *UTM Northing:* 4449242.5

Well Log

Top	Bottom	Formation
0.0	1.0	CONCRETE
1.0	6.0	SILTY CLAY TR GRAVEL
6.0	10.0	GRAVELLY CLAY
10.0	18.0	SAND & GRAVEL
18.0	23.0	SAND MED-BRWN MED-GRND TR GRAV
23.0	28.0	FINE GRAY SAND SILT TR GRAVEL
28.0	30.0	GRAVELLY SILT

Comments MW-13. NEW VENTURE GEAR, SEE MAP

Record of Water Well

Indiana Department of Natural Resources

Reference Number	*Driving directions to well*	*Date completed*
1471	MW-14, ABOUT 1080'E PERKINS, 880'N 8TH ST (SEE MAP),HYDRA-MATIC (NVG)	Sep 09, 1989

Owner-Contractor	*Name*	*Address*	*Telephone*
Owner	NEW-VENTURE GEAR MUNCIE	1200 W 8TH ST MUNCIE IN	(317) 747-2073
Driller	ENGINEERING & TESTING	7920 GRGTOWN RD STE 900 INDY	(317) 879-3380
Operator	M DENNY	License: 228	

Construction Details

Well	*Use:* OTHER	*Drilling method:* Other	*Pump type:*
	Depth:	*Pump setting depth:*	*Water quality:*
Casing	*Length:* 29.5	*Material:* PVC	*Diameter:* 2.0
Screen	*Length:* 9.5	*Material:* PVC	*Diameter:* 2.0 *Slot size:* 0.010

Well Capacity Test

Type of test: *Test rate:* gpm for hrs. *BailTest rate:* gpm for hrs.
Drawdown: ft. *Static water level:* ft. *Bailer Drawdown* ft.

Grouting Information

Material: BNTITE *Depth:* from 7.0 to 26.0
Installation Method: SLURRY *Number of bags used:*

Well Abandonment

Sealing material: *Depth:* from to
Installation Method: *Number of bags used:*

Administrative

County: Delaware *Township:* 20N *Range:* 10E
Section: of Section 16 *Topo map:* Muncie West
Grant Number:
Field located by: *on:*
Courthouse location by: *on:*
Location accepted w/o verification by: *on:*
Subdivision name: *Lot number:*
Ft W of EL: *Ft N of SL:* *Ft E of WL:* *Ft S of NL:*
Ground elevation: *Depth to bedrock:* *Bedrock elevation:* *Aquifer elevation:*
UTM Easting: 636299.188 *UTM Northing:* 4449227.5

Well Log

Top	Bottom	Formation
0.0	1.0	CONCRETE
1.0	4.0	FILL CLAYEY SND GRVL SOFT DRY
4.0	7.5	FILL CLAYEY SND GRVL FIRM DRY
7.5	14.0	CLAYEY SILT
14.0	18.0	COARSE SAND LOOSE DRY FNE GRAV
18.0	19.0	CLAYEY SILT
19.0	21.0	GRAY WET SILT SOME SAND
21.0	23.0	LARGE BOULDER MOVED WELL 5' E
23.0	33.0	GRAVELLY SILT
33.0	36.0	SAND & GRAVEL
36.0	40.0	GRAVELLY SILT

Comments MW-14, NEW VENTURE GEAR, SEE MAP

Record of Water Well

Indiana Department of Natural Resources

Reference Number	*Driving directions to well*	*Date completed*
1472	MW-15,15'N 8TH ST.ABT 500'W PERKINS. 78'S OF PLANT. (SEE MAP)	May 15, 1990

Owner-Contractor	*Name*	*Address*	*Telephone*
Owner	NEW-VENTURE GEAR MUNCIE	1200 W 8TH ST MUNCIE IN	(317) 747-2073
Driller	ENGINEERING & TESTING	7920 GRGTOWN RD STE 900 INDY	(317) 879-3380
Operator	M DENNY	License: 228	

Construction Details

Well	*Use:* OTHER	*Drilling method:* Other	*Pump type:*
	Depth: 26.0	*Pump setting depth:*	*Water quality:*
Casing	*Length:* 17.0	*Material:* PVC	*Diameter:* 2.0
Screen	*Length:* 8.0	*Material:* PVC	*Diameter:* 2.0 *Slot size:* 0.010

Well Capacity Test

Type of test: *Test rate:* gpm for hrs. *BailTest rate:* gpm for hrs.
Drawdown: ft. *Static water level:* ft. *Bailer Drawdown* ft.

Grouting Information

Material: BETONITE *Depth:* from 6.5 to 9.0
Installation Method: SLURRY *Number of bags used:*

Well Abandonment

Sealing material: *Depth:* from to
Installation Method: *Number of bags used:*

Administrative

County: Delaware *Township:* 20N *Range:* 10E
Section: of Section 16 *Topo map:* Muncie West
Grant Number:
Field located by: *on:*
Courthouse location by: *on:*
Location accepted w/o verification by: *on:*
Subdivision name: *Lot number:*
Ft W of EL: *Ft N of SL:* *Ft E of WL:* *Ft S of NL:*
Ground elevation: *Depth to bedrock:* *Bedrock elevation:* *Aquifer elevation:*
UTM Easting: 636076.375 *UTM Northing:* 4448977.0

Well Log

Top	Bottom	Formation
0.0	0.25	ASPHALT
0.25	9.0	GRAVELLY SILT
9.0	14.0	SAND & GRAVEL
14.0	19.0	NO RECOVERY GRD WATER AT 17'
19.0	20.0	SILTY SAND
20.0	21.0	GRAVEL
21.0	24.0	NO RECORD
24.0	24.33	SILTY SAND
24.33	26.0	SAND & GRAVEL

Comments MW-15, NEW VENTURE GEAR. SEE MAP

Record of Water Well

Indiana Department of Natural Resources

Reference Number	*Driving directions to well*	*Date completed*
1473	18.5'W OF NW CORNER OF PLANT, NEW VENTURE GEAR, MW-16 (SEE MAP)	May 16, 1990

Owner-Contractor	*Name*	*Address*	*Telephone*
Owner	NEW-VENTURE GEAR MUNCIE	1200 W 8TH ST MUNCIE IN	(317) 747-2073
Driller	ENGINEERING & TESTING	7920 GRGTOWN RD STE 900 INDY	(317) 879-3380
Operator	M DENNY	License: 228	

Construction Details

Well	*Use:* OTHER	*Drilling method:* Other	*Pump type:*
	Depth: 26.5	*Pump setting depth:*	*Water quality:*
Casing	*Length:* 17.0	*Material:* PVC	*Diameter:* 2.0
Screen	*Length:* 9.5	*Material:* PVC	*Diameter:* 2.0 *Slot size:* 0.010

Well Capacity Test

Type of test: *Test rate:* gpm for hrs. *BailTest rate:* gpm for hrs.
Drawdown: ft. *Static water level:* ft. *Bailer Drawdown* ft.

Grouting Information

Material: BNTITE *Depth:* from 6.5 to 10.0
Installation Method: SLURRY *Number of bags used:*

Well Abandonment

Sealing material: *Depth:* from to
Installation Method: *Number of bags used:*

Administrative

County: Delaware *Township:* 20N *Range:* 10E
Section: of Section 16 *Topo map:* Muncie West
Grant Number:
Field located by: *on:*
Courthouse location by: *on:*
Location accepted w/o verification by: *on:*
Subdivision name: *Lot number:*
Ft W of EL: *Ft N of SL:* *Ft E of WL:* *Ft S of NL:*
Ground elevation: *Depth to bedrock:* *Bedrock elevation:* *Aquifer elevation:*
UTM Easting: 635957.063 *UTM Northing:* 4449171.5

Well Log

Top	Bottom	Formation
0.0	1.0	ASPHALT
1.0	9.0	SILTY SAND
9.0	14.0	CLAYEY SILT
14.0	14.5	SILTY SAND
14.5	19.0	SAND & GRAVEL
19.0	20.5	SILTY SAND
20.5	23.0	GRAVELLY CLAY
23.0	26.5	CLAYEY SAND

Comments MW-16, NEW VENTURE GEAR, SEE MAP

Record of Water Well

Indiana Department of Natural Resources

Reference Number	*Driving directions to well*	*Date completed*
1474	INSIDE FNCE, CORNER OF 8TH & PERSHING 37'N S FNCE 5'E W FNCE, MW-17	May 17, 1990

Owner-Contractor	*Name*	*Address*	*Telephone*
Owner	NEW-VENTURE GEAR MUNCIE	1200 W 8TH ST MUNCIE IN	(317) 747-2073
Driller	ENGINEERING & TESTING	7920 GRGTOWN RD STE 900 INDY	(317) 879-3380
Operator	M DENNY	License: 228	

Construction Details

Well	*Use:* OTHER	*Drilling method:* Other	*Pump type:*
	Depth: 24.0	*Pump setting depth:*	*Water quality:*
Casing	*Length:* 17.0	*Material:* PVC	*Diameter:* 2.0
Screen	*Length:* 7.0	*Material:* PVC	*Diameter:* 2.0 *Slot size:* 0.010

Well Capacity Test

Type of test: *Test rate:* gpm for hrs. *BailTest rate:* gpm for hrs.
Drawdown: ft. *Static water level:* ft. *Bailer Drawdown* ft.

Grouting Information

Material: BNTITE *Depth:* from 6.5 to 11.0
Installation Method: SLURRY *Number of bags used:*

Well Abandonment

Sealing material: *Depth:* from to
Installation Method: *Number of bags used:*

Administrative

County: Delaware *Township:* 20N *Range:* 10E
Section: of Section 16 *Topo map:* Muncie West
Grant Number:
Field located by: *on:*
Courthouse location by: *on:*
Location accepted w/o verification by: *on:*
Subdivision name: *Lot number:*
Ft W of EL: *Ft N of SL:* *Ft E of WL:* *Ft S of NL:*
Ground elevation: *Depth to bedrock:* *Bedrock elevation:* *Aquifer elevation:*
UTM Easting: 635955.938 *UTM Northing:* 4448976.0

Well Log

Top	Bottom	Formation
0.0	0.25	ASPHALT
0.25	12.0	CLAYEY SILT
12.0	19.0	SAND & GRAVEL LOOSE MOIST
19.0	26.0	SAND & GRAVEL VERY DENSE WET

Comments

MW-17, NEW VENTURE GEAR, SEE MAP

Record of Water Well

Indiana Department of Natural Resources

Reference Number	*Driving directions to well*	*Date completed*
1475	214'E FNCE ON PERSHING 73'S OF N FNCE 100'N OF PLANT. MW-18. NEW VENT.GEAR	May 16, 1990

Owner-Contractor	*Name*	*Address*	*Telephone*
Owner	NEW-VENTURE GEAR MUNCIE	1200 W 8TH ST MUNCIE IN	(317) 747-2073
Driller	ENGINEERING & TESTING	7920 GRGTOWN RD STE 900 INDY	(317) 879-3380
Operator	M DENNY	License: 228	

Construction Details

Well	*Use:* OTHER	*Drilling method:* Other	*Pump type:*
	Depth: 26.0	*Pump setting depth:*	*Water quality:*
Casing	*Length:* 17.0	*Material:* PVC	*Diameter:* 2.0
Screen	*Length:* 9.0	*Material:* PVC	*Diameter:* 2.0 *Slot size:* 0.010

Well Capacity Test

Type of test:	*Test rate:* gpm for hrs.	*BailTest rate:* gpm for hrs.
Drawdown: ft.	*Static water level:* ft.	*Bailer Drawdown* ft.

Grouting Information

Material: BNTITE	*Depth:* from 6.5 to 12.5
Installation Method: SLURRY	*Number of bags used:*

Well Abandonment

Sealing material:	*Depth:* from to
Installation Method:	*Number of bags used:*

Administrative

County: Delaware		*Township:* 20N *Range:* 10E	
Section: of Section 16			*Topo map:* Muncie West
Grant Number:			
Field located by:		*on:*	
Courthouse location by:		*on:*	
Location accepted w/o verification by:		*on:*	
Subdivision name:		*Lot number:*	
Ft W of EL:	*Ft N of SL:*	*Ft E of WL:*	*Ft S of NL:*
Ground elevation:	*Depth to bedrock:*	*Bedrock elevation:*	*Aquifer elevation:*
UTM Easting: 636014.125		*UTM Northing:* 4449204.5	

Well Log

Top	Bottom	Formation
0.0	0.25	ASPHALT
0.25	9.0	CLAYEY SILT
9.0	14.5	SILTY CLAY
14.5	19.0	LOOSE MOIST SAND & GRAVEL
19.0	24.0	WET VERY FIRM SAND & GRAVEL
24.0	25.5	SILTY CLAY
25.5	26.0	DRY VERY DENSE GRAVELLY CLAY

Comments MW-18. NEW VENTURE GEAR. SEE MAP

Record of Water Well

Indiana Department of Natural Resources

Reference Number	*Driving directions to well*	*Date completed*
1476	44'S OF SE CORNER OF POND, MW-19, NEW VENTURE GEAR PLANT (SEE MAP)	May 17, 1990

Owner-Contractor	*Name*	*Address*	*Telephone*
Owner	NEW-VENTURE GEAR MUNCIE	1200 W 8TH ST MUNCIE IN	(317) 747-2073
Driller	ENGINEERING & TESTING	7920 GRGTOWN RD STE 900 INDY	(317) 879-3380
Operator	M DENNY	License: 228	

Construction Details

Well	*Use:*	*Drilling method:* Other	*Pump type:*
	Depth: 17.5	*Pump setting depth:*	*Water quality:*
Casing	*Length:* 6.0	*Material:* PVC	*Diameter:*
Screen	*Length:* 10.0	*Material:* PVC	*Diameter: Slot size:*

Well Capacity Test

Type of test: *Test rate:* gpm for hrs. *BailTest rate:* gpm for hrs.
Drawdown: ft. *Static water level:* ft. *Bailer Drawdown* ft.

Grouting Information

Material: *Depth:* from to
Installation Method: *Number of bags used:*

Well Abandonment

Sealing material: *Depth:* from to
Installation Method: *Number of bags used:*

Administrative

County: Delaware *Township:* 20N *Range:* 10E
Section: of Section 16 *Topo map:* Muncie West
Grant Number:
Field located by: *on:*
Courthouse location by: *on:*
Location accepted w/o verification by: *on:*
Subdivision name: *Lot number:*
Ft W of EL: *Ft N of SL:* *Ft E of WL:* *Ft S of NL:*
Ground elevation: 950.0 *Depth to bedrock:* *Bedrock elevation:* *Aquifer elevation:* 934.0
UTM Easting: 636357.688 *UTM Northing:* 4449167.0

Well Log

Top	Bottom	Formation
0.0	0.25	ASPHALT
0.25	9.0	SILTY CLAY
9.0	14.0	SAND & GRAVEL
14.0	19.0	MED BRN FNE GRAINED WET SAND
19.0	20.5	WET MED BRN MED TO CRSE SAND
20.5	21.0	WET MED BRN FINE SAND

Comments MW-19, NEW VENTURE GEAR, SEE MAP

Record of Water Well

Indiana Department of Natural Resources

Reference Number	*Driving directions to well*	*Date completed*
1478	2124 GODMAN AVE MUNCIE IN	Dec 10, 1962

Owner-Contractor	*Name*	*Address*	*Telephone*
Owner	COVALT DAIRY CO	2124 GODMAN AVE MUNCIE IN	
Driller	GEORGE SKINNER	RR2 YORKTOWN IN	
Operator	GEORGE SKINNER	License: null	

Construction Details

Well	*Use:* INDUSTRIAL	*Drilling method:* Cable Tool	*Pump type:*
	Depth: 290.0	*Pump setting depth:*	*Water quality:*
Casing	*Length:* 101.0	*Material:*	*Diameter:* 8.0
Screen	*Length:*	*Material:*	*Diameter: Slot size:*

Well Capacity Test

Type of test: PUMPING *Test rate:* 300.0 gpm for 4.0 hrs. *BailTest rate:* gpm for hrs.
Drawdown: 38.0 ft. *Static water level:* 21.0 ft. *Bailer Drawdown* ft.

Grouting Information

Material: *Depth:* from to
Installation Method: *Number of bags used:*

Well Abandonment

Sealing material: *Depth:* from to
Installation Method: *Number of bags used:*

Administrative

County: Delaware *Township:* 20N *Range:* 10E
Section: SE of the NWof the NE of Section 17 *Topo map:* Muncie West
Grant Number:
Field located by: DS *on:* Aug 05, 1964
Courthouse location by: *on:*
Location accepted w/o verification by: *on:*
Subdivision name: *Lot number:*
Ft W of EL: 1400.0 *Ft N of SL:* 4200.0 *Ft E of WL:* *Ft S of NL:*
Ground elevation: 935.0 *Depth to bedrock:* 101.0 *Bedrock elevation:* 834.0 *Aquifer elevation:*
UTM Easting: 635340.0 *UTM Northing:* 4449838.0

Well Log

Top	Bottom	Formation
0.0	13.0	TOP SOIL & CLAY
13.0	37.0	BLUE HARD PAN
37.0	62.0	YELLOW CLAY
62.0	88.0	YELLOW MUDDY SAND
88.0	101.0	YELLOW CLAY
101.0	290.0	SOFT GRAY LIMESTONE

Comments UTMS BY BSU

Record of Water Well

Indiana Department of Natural Resources

Reference Number	*Driving directions to well*	*Date completed*
1479	1425 CLARK ST MUNCIE IN	Jan 07, 1961

Owner-Contractor	*Name*	*Address*	*Telephone*
Owner	GAY HOLDCRAFT	MUNCIE IN	
Driller	PERRY WELL DRILL	ANDERSON IN	
Operator	JIM PERRY	License: null	

Construction Details

Well	*Use:* HOME	*Drilling method:* Cable Tool	*Pump type:*
	Depth: 51.0	*Pump setting depth:*	*Water quality:*
Casing	*Length:* 51.0	*Material:*	*Diameter:* 4.0
Screen	*Length:*	*Material:*	*Diameter: Slot size:*

Well Capacity Test

Type of test: BAIL/PUMP *Test rate:* 12.0 gpm for 1.0 hrs. *BailTest rate:* 6.0 gpm for 0.5 hrs.
Drawdown: 0.0 ft. *Static water level:* 24.0 ft. *Bailer Drawdown* 0.0 ft.

Grouting Information

Material: *Depth:* from to
Installation Method: *Number of bags used:*

Well Abandonment

Sealing material: *Depth:* from to
Installation Method: *Number of bags used:*

Administrative

County: Delaware *Township:* 20N *Range:* 10E
Section: SE of the NEof the SW of Section 17 *Topo map:* Muncie West
Grant Number:
Field located by: RSB *on:* Jul 20, 1962
Courthouse location by: *on:*
Location accepted w/o verification by: *on:*
Subdivision name: *Lot number:*
Ft W of EL: *Ft N of SL:* 1500.0 *Ft E of WL:* 2100.0 *Ft S of NL:*
Ground elevation: 942.0 *Depth to bedrock:* *Bedrock elevation:* *Aquifer elevation:* 891.0
UTM Easting: 634785.0 *UTM Northing:* 4449005.0

Well Log

Top	Bottom	Formation
0.0	38.0	YELLOW HARD PAN
38.0	51.0	SAND & GRAVEL

Comments LOG PRCESSED BY JMH UTMS BY BSU

Record of Water Well

Indiana Department of Natural Resources

Reference Number
1482

Driving directions to well

Date completed
Jul 20, 1959

Owner-Contractor	*Name*	*Address*	*Telephone*
Owner	CLARENCE NIBARGER	2004 W 10TH ST	
Driller	FRANCIS M HUNT	R2 MUNCIE IN	
Operator	FRANCIS HUNT	License: null	

Construction Details

Well	*Use:* HOME	*Drilling method:* Cable Tool	*Pump type:*
	Depth: 58.0	*Pump setting depth:*	*Water quality:*
Casing	*Length:* 58.0	*Material:*	*Diameter:* 4.0
Screen	*Length:*	*Material:*	*Diameter: Slot size:*

Well Capacity Test

Type of test: BAIL/PUMP *Test rate:* 15.0 gpm for 1.0 hrs. *BailTest rate:* 10.0 gpm for 0.25 hrs.
Drawdown: 0.0 ft. *Static water level:* 20.0 ft. *Bailer Drawdown* 0.0 ft.

Grouting Information

Material: *Depth:* from to
Installation Method: *Number of bags used:*

Well Abandonment

Sealing material: *Depth:* from to
Installation Method: *Number of bags used:*

Administrative

County: Delaware *Township:* 20N *Range:* 10E
Section: NW of the SWof the SE of Section 17 *Topo map:* Muncie West
Grant Number:
Field located by: *on:*
Courthouse location by: *on:*
Location accepted w/o verification by: *on:*
Subdivision name: *Lot number:*
Ft W of EL: 2300.0 *Ft N of SL:* 1000.0 *Ft E of WL:* *Ft S of NL:*
Ground elevation: 945.0 *Depth to bedrock:* *Bedrock elevation:* *Aquifer elevation:* 887.0
UTM Easting: 635086.0 *UTM Northing:* 4448838.0

Well Log

Top	Bottom	Formation
0.0	10.0	YELLOW CLAY
10.0	58.0	MIXED SAND & GRAVEL

Comments

NOONE HOME TO VERIFY UTMS BY BSU

Record of Water Well

Indiana Department of Natural Resources

Reference Number
1525

Driving directions to well
J&K STONE INC. 905 HOYT AVE MUNCIE. IN WELL IS LOCATED AT REDY MIX CONCRETE PLANT.

Date completed
Feb 25, 1960

Owner-Contractor	*Name*	*Address*	*Telephone*
Owner	K. K. IRVING	STRD 3 NORTH OF MUNCIE	
Driller	GEORGE I SKINNER	RR2 BOX155 YORKTOWN IN	
Operator	GEORGE I SKINNER	License: null	

Construction Details

Well	*Use:* INDUSTRIAL	*Drilling method:* Cable Tool	*Pump type:*
	Depth: 315.0	*Pump setting depth:*	*Water quality:*
Casing	*Length:* 13.0	*Material:*	*Diameter:* 6.0
Screen	*Length:*	*Material:*	*Diameter: Slot size:*

Well Capacity Test
Type of test: PUMPING *Test rate:* 15.0 gpm for 8.0 hrs. *BailTest rate:* gpm for hrs.
Drawdown: 70.0 ft. *Static water level:* 7.0 ft. *Bailer Drawdown* ft.

Grouting Information
Material: *Depth:* from to
Installation Method: *Number of bags used:*

Well Abandonment
Sealing material: *Depth:* from to
Installation Method: *Number of bags used:*

Administrative
County: Delaware *Township:* 20N *Range:* 10E
Section: NW of the NEof the SE of Section 20 *Topo map:* Muncie West
Grant Number:
Field located by: STEEN *on:* Jun 01, 1961
Courthouse location by: *on:*
Location accepted w/o verification by: *on:*
Subdivision name: *Lot number:*
Ft W of EL: 1100.0 *Ft N of SL:* 2500.0 *Ft E of WL:* *Ft S of NL:*
Ground elevation: 940.0 *Depth to bedrock:* 8.0 *Bedrock elevation:* 932.0 *Aquifer elevation:*
UTM Easting: 635491.0 *UTM Northing:* 4447685.0

Well Log

Top	Bottom	Formation
0.0	8.0	CLAY
8.0	190.0	LIMESTONE
190.0	255.0	FIRST BREAK MUCK
255.0	315.0	LIMESTONE

Comments
1ST BREAK MUCK 190 TO 255. BSU UTM & LOC. CONFIRMED BY DRIVE BY

Record of Water Well

Indiana Department of Natural Resources

Reference Number	*Driving directions to well*	*Date completed*
1542		Apr 01, 1963

Owner-Contractor	*Name*	*Address*	*Telephone*
Owner	LUCY OWEN	803 W 15TH ST MUNCIE IN	
Driller	HUNT WELL AND PUMP SERV	210 E 28TH ST MUNCIE IN	
Operator	FRANCIS HUNT	License: null	

Construction Details

Well	*Use:* HOME	*Drilling method:* Cable Tool	*Pump type:*
	Depth: 79.0	*Pump setting depth:*	*Water quality:*
Casing	*Length:* 50.0	*Material:*	*Diameter:* 4.0
Screen	*Length:*	*Material:*	*Diameter: Slot size:*

Well Capacity Test

Type of test: BAILING *Test rate:* gpm for hrs. *BailTest rate:* 10.0 gpm for 0.5 hrs.
Drawdown: ft. *Static water level:* 28.0 ft. *Bailer Drawdown* 0.0 ft.

Grouting Information

Material: *Depth:* from to
Installation Method: *Number of bags used:*

Well Abandonment

Sealing material: *Depth:* from to
Installation Method: *Number of bags used:*

Administrative

County: Delaware *Township:* 20N *Range:* 10E
Section: SE of the NEof the NW of Section 21 *Topo map:* Muncie West
Grant Number:
Field located by: MP *on:* Aug 04, 1964
Courthouse location by: *on:*
Location accepted w/o verification by: *on:*
Subdivision name: *Lot number:*
Ft W of EL: 2550.0 *Ft N of SL:* 4300.0 *Ft E of WL:* *Ft S of NL:*
Ground elevation: 957.0 *Depth to bedrock:* 50.0 *Bedrock elevation:* 907.0 *Aquifer elevation:*
UTM Easting: 636633.875 *UTM Northing:* 4448233.0

Well Log

Top	Bottom	Formation
50.0	79.0	LIMESTONE

Comments

MC 905; INCOMPLETE ROCK LOG3 UTMS BY BSU

Record of Water Well

Indiana Department of Natural Resources

Reference Number	*Driving directions to well*	*Date completed*
1543	BETW THE RR TRACKS ON S GHARHEY ST ON E SIDE OF ST 1ST HOUSE S OF DURO-CRETE PLANT	Mar 14, 1963

Owner-Contractor	*Name*	*Address*	*Telephone*
Owner	SHERMAN ZIEGLER		
Driller	HUNT WELL AND PUMP SERV	210 E 28TH ST MUNCIE IN	
Operator	FRANCIS HUNT	License: null	

Construction Details

Well	*Use:* HOME	*Drilling method:* Cable Tool	*Pump type:*
	Depth: 58.0	*Pump setting depth:*	*Water quality:*
Casing	*Length:* 48.0	*Material:*	*Diameter:* 4.0
Screen	*Length:*	*Material:*	*Diameter: Slot size:*

Well Capacity Test

Type of test: BAILING *Test rate:* gpm for hrs. *BailTest rate:* 10.0 gpm for 0.5 hrs.
Drawdown: ft. *Static water level:* 8.0 ft. *Bailer Drawdown* 0.0 ft.

Grouting Information

Material: *Depth:* from to
Installation Method: *Number of bags used:*

Well Abandonment

Sealing material: *Depth:* from to
Installation Method: *Number of bags used:*

Administrative

County: Delaware *Township:* 20N *Range:* 10E
Section: NE of the SWof the NE of Section 21 *Topo map:* Muncie West
Grant Number:
Field located by: MP *on:* Apr 24, 1964
Courthouse location by: *on:*
Location accepted w/o verification by: *on:*
Subdivision name: *Lot number:*
Ft W of EL: 1900.0 *Ft N of SL:* 3450.0 *Ft E of WL:* *Ft S of NL:*
Ground elevation: 951.0 *Depth to bedrock:* 48.0 *Bedrock elevation:* 903.0 *Aquifer elevation:*
UTM Easting: 636845.563 *UTM Northing:* 4447998.5

Well Log

Top	Bottom	Formation
48.0	58.0	LIMESTONE

Comments INCOMPLETE ROCK LOG UTMS BY BSU LOG PROCESSED BY WD 8/65

Record of Water Well

Indiana Department of Natural Resources

Reference Number	*Driving directions to well*	*Date completed*
1562	BECKETT BRONZE CO ON E 26TH ST MUNCIE	Sep 09, 1963

Owner-Contractor	*Name*	*Address*	*Telephone*
Owner	BECKETT BRONZE CO	620 E 20TH ST MUNCIE IN	
Driller	WILBUR REYNARD	ALBANY IN	
Operator	WILBUR REYNARD	License: null	

Construction Details

Well	*Use:* INDUSTRIAL	*Drilling method:* Cable Tool	*Pump type:*
	Depth: 136.0	*Pump setting depth:*	*Water quality:*
Casing	*Length:* 97.0	*Material:*	*Diameter:* 4.0
Screen	*Length:*	*Material:*	*Diameter: Slot size:*

Well Capacity Test

Type of test: PUMPING *Test rate:* 25.0 gpm for 3.0 hrs. *BailTest rate:* gpm for hrs.
Drawdown: 0.0 ft. *Static water level:* 21.0 ft. *Bailer Drawdown* ft.

Grouting Information

Material: *Depth:* from to
Installation Method: *Number of bags used:*

Well Abandonment

Sealing material: *Depth:* from to
Installation Method: *Number of bags used:*

Administrative

County: Delaware *Township:* 20N *Range:* 10E
Section: NE of the NEof the SW of Section 22 *Topo map:* Muncie West
Grant Number:
Field located by: MP *on:* Aug 04, 1964
Courthouse location by: *on:*
Location accepted w/o verification by: *on:*
Subdivision name: *Lot number:*
Ft W of EL: *Ft N of SL:* 2500.0 *Ft E of WL:* 800.0 *Ft S of NL:*
Ground elevation: 962.0 *Depth to bedrock:* 97.0 *Bedrock elevation:* 865.0 *Aquifer elevation:*
UTM Easting: 637641.0 *UTM Northing:* 4447700.0

Well Log

Top	Bottom	Formation
0.0	35.0	HARD PAN
35.0	70.0	SAND & GRAVEL
70.0	97.0	RED MUD
97.0	136.0	LIMESTONE

Comments UTMS BY BSU

Record of Water Well

Indiana Department of Natural Resources

Reference Number	*Driving directions to well*	*Date completed*
21063	MIDWEST TOWEL COMPANY IN MUNCIE	Mar 22, 1971

Owner-Contractor	*Name*	*Address*	*Telephone*
Owner	MIDWEST TOWEL	MUNCIE IN	
Driller	JOE BROWN	R R 1 GASTON	
Operator	JOE BROWN	License: null	

Construction Details

Well	*Use:* OTHER	*Drilling method:*	*Pump type:*
	Depth: 245.0	*Pump setting depth:*	*Water quality:*
Casing	*Length:* 49.0	*Material:*	*Diameter:* 8.0
Screen	*Length:*	*Material:*	*Diameter: Slot size:*

Well Capacity Test

Type of test: *Test rate:* gpm for hrs. *BailTest rate:* 50.0 gpm for 1.0 hrs.
Drawdown: ft. *Static water level:* 58.0 ft. *Bailer Drawdown* 100.0 ft.

Grouting Information

Material: *Depth:* from to
Installation Method: *Number of bags used:*

Well Abandonment

Sealing material: *Depth:* from to
Installation Method: *Number of bags used:*

Administrative

County: Delaware *Township:* 20N *Range:* 10E
Section: SW of the SEof the SW of Section 10 *Topo map:* Muncie West
Grant Number:
Field located by: *on:*
Courthouse location by: *on:*
Location accepted w/o verification by: *on:*
Subdivision name: *Lot number:*
Ft W of EL: *Ft N of SL:* 100.0 *Ft E of WL:* 1500.0 *Ft S of NL:*
Ground elevation: 950.0 *Depth to bedrock:* 49.0 *Bedrock elevation:* 901.0 *Aquifer elevation:*
UTM Easting: 637760.0 *UTM Northing:* 4450250.0

Well Log

Top	Bottom	Formation
0.0	31.0	RED CLAY

Comments MC 901

Record of Water Well

Indiana Department of Natural Resources

Reference Number	*Driving directions to well*	*Date completed*
21083	100 W WASHINGTON ST MUNCIE IN	Jul 05, 1990

Owner-Contractor	*Name*	*Address*	*Telephone*
Owner	DELAWARE COUNTY JUSTIC		
Driller	HAMILTON BROS INC	4025 ROCKVILLE RD INDPLS IN	(000) 241-2571
Operator	DAVID R HARNESS	License: 35	
Company	SATER ELECTRIC INC	PO BOX 292 DALEVILLE IN	

Construction Details

Well	*Use:*	*Drilling method:*	*Pump type:*
	Depth: 245.0	*Pump setting depth:*	*Water quality:* CLEAR
Casing	*Length:* 69.0	*Material:* STEEL	*Diameter:* 8.0
Screen	*Length:*	*Material:*	*Diameter: Slot size:*

Well Capacity Test *Type of test:* *Test rate:* gpm for hrs. *BailTest rate:* gpm for hrs.
Drawdown: ft. *Static water level:* ft. *Bailer Drawdown* ft.

Grouting Information *Material:* NEAT CEMENT *Depth:* from 10.0 to 69.0
Installation Method: TREM *Number of bags used:* 25.0

Well Abandonment *Sealing material:* *Depth:* from to
Installation Method: *Number of bags used:*

Administrative

County: Delaware *Township:* 20N *Range:* 10E
Section: NE of the SEof the SE of Section 9 *Topo map:* Muncie West
Grant Number:
Field located by: BSU *on:* Jun 01, 1993
Courthouse location by: *on:*
Location accepted w/o verification by: *on:*
Subdivision name: *Lot number:*
Ft W of EL: 150.0 *Ft N of SL:* 750.0 *Ft E of WL:* *Ft S of NL:*
Ground elevation: 945.0 *Depth to bedrock:* 67.0 *Bedrock elevation:* 878.0 *Aquifer elevation:*
UTM Easting: 637324.0 *UTM Northing:* 4450426.0

Well Log

Top	Bottom	Formation
0.0	12.0	FILL

Comments WELL 2 OF 2

Record of Water Well

Indiana Department of Natural Resources

Reference Number	*Driving directions to well*	*Date completed*
21084	100 W WASHINGTON ST, MUNCIE IN	Jul 05, 1990

Owner-Contractor	*Name*	*Address*	*Telephone*
Owner	DELAWARE COUNTY JUSTICE		
Driller	HAMILTON BROS INC	4025 ROCKVILLE RD INDPLS IN	(000) 241-2571
Operator	DAVID R HARNESS	License: 35	
Company	SATER ELECTRIC INC	PO BOX 292 DALEVILLE IN	

Construction Details

Well	*Use:* OTHER	*Drilling method:* Rotary	*Pump type:* SUBMERSIBLE
	Depth: 245.0	*Pump setting depth:* 120.0	*Water quality:* CLEAR
Casing	*Length:* 89.0	*Material:* STEEL	*Diameter:* 5.0
Screen	*Length:*	*Material:*	*Diameter: Slot size:*

Well Capacity Test *Type of test:* PUMPING *Test rate:* 30.0 gpm for 4.0 hrs. *BailTest rate:* gpm for hrs.
Drawdown: 95.0 ft. *Static water level:* 25.0 ft. *Bailer Drawdown* ft.

Grouting Information *Material:* NEAT CEMENT *Depth:* from 10.0 to 89.0
Installation Method: TREMMIE *Number of bags used:* 20.0

Well Abandonment *Sealing material:* *Depth:* from to
Installation Method: *Number of bags used:*

Administrative

County: Delaware *Township:* 20N *Range:* 10E
Section: SE of the SEof the SE of Section 9 *Topo map:* Muncie West
Grant Number:
Field located by: BSU *on:* Jun 01, 1993
Courthouse location by: *on:*
Location accepted w/o verification by: *on:*
Subdivision name: *Lot number:*
Ft W of EL: *Ft N of SL:* *Ft E of WL:* *Ft S of NL:*
Ground elevation: 945.0 *Depth to bedrock:* 67.0 *Bedrock elevation:* 878.0 *Aquifer elevation:*
UTM Easting: 637326.0 *UTM Northing:* 4450424.0

Well Log

Top	Bottom	Formation
0.0	12.0	FILL

Comments WELL 1 OF 2, DOUBLE CASED WELL

Record of Water Well

Indiana Department of Natural Resources

Reference Number	*Driving directions to well*	*Date completed*
70150	NE CORNER OF BATAVIA ST AND W 8TH ST. 1414 S BATAVIA ST.	Apr 20, 1994

Owner-Contractor	*Name*	*Address*	*Telephone*
Owner	M.T. GRIBBLE	201 W. 2ND ST., MUNCIE, IN	(317) 747-9492
Driller	WILEY WELL DRILLING, INC	RRT 4, BOX 273, UNION CITY, IN	(317) 584-8648
Operator	LARRY WILEY	License: 289	

Construction Details

Well	*Use:* HOME	*Drilling method:* Rotary	*Pump type:*
	Depth: 48.0	*Pump setting depth:*	*Water quality:* CLEAR
Casing	*Length:* 43.0	*Material:* PVC	*Diameter:* 5.5
Screen	*Length:* 4.0	*Material:* PVC	*Diameter:* 5.0 *Slot size:* .051

Well Capacity Test

Type of test: AIR *Test rate:* 50.0 gpm for 2.0 hrs. *BailTest rate:* gpm for hrs.
Drawdown: 20.0 ft. *Static water level:* 22.0 ft. *Bailer Drawdown* ft.

Grouting Information

Material: ENVIROGROUT *Depth:* from 43.0 to 0.0
Installation Method: PUMPED/TREM *Number of bags used:* 3.0

Well Abandonment

Sealing material: *Depth:* from to
Installation Method: *Number of bags used:*

Administrative

County: Delaware *Township:* 20N *Range:* 10E
Section: SE of the NWof the SE of Section 17 *Topo map:* Muncie West
Grant Number:
Field located by: VOISARD *on:* Nov 07, 1997
Courthouse location by: *on:*
Location accepted w/o verification by: *on:*
Subdivision name: *Lot number:*
Ft W of EL: 1500.0 *Ft N of SL:* 1350.0 *Ft E of WL:* *Ft S of NL:*
Ground elevation: 946.0 *Depth to bedrock:* *Bedrock elevation:* *Aquifer elevation:* 891.0
UTM Easting: 635303.0 *UTM Northing:* 4448980.0

Well Log

Top	Bottom	Formation
0.0	20.0	CLAY
20.0	24.0	BOULDERS
24.0	49.0	GRAV
49.0	52.0	CLAY
52.0	55.0	GRAVELY CLAY

Comments

MC; SEE MAP/ SURVEY LOG 94-51; VER BY DIRECTIONS;

Record of Water Well

Indiana Department of Natural Resources

Reference Number	*Driving directions to well*	*Date completed*
280112	SEE MAP: ON S SIDE OF CORNBREAD RD BET HOYT AVE AND TILLITSON AVE	Oct 31, 1996

Owner-Contractor	*Name*	*Address*	*Telephone*
Owner	BETTY BARTLE	2851 W. CORNBREAD RD., MUNCIE, IN	
Driller	WILEY WELL DRLG INC	7874 E SR 32 UNION CITY	(317) 584-8648
Operator	JIM MICHAEL	License: 1416	
Company	LOFFER CONST	1508 N WHEELING STE B MUNCIE	(317) 286-2814

Construction Details

Well	*Use:* HOME	*Drilling method:* Rotary	*Pump type:*
	Depth: 221.0	*Pump setting depth:*	*Water quality:* CLEAR
Casing	*Length:* 37.0	*Material:* PVC	*Diameter:* 5.0
Screen	*Length:*	*Material:*	*Diameter: Slot size:*

Well Capacity Test *Type of test:* AIR *Test rate:* 15.0 gpm for 1.0 hrs. *BailTest rate:* gpm for hrs.
Drawdown: 140.0 ft. *Static water level:* 24.0 ft. *Bailer Drawdown* ft.

Grouting Information *Material:* BNSL & EZMUD *Depth:* from 0.0 to 37.0
Installation Method: PUMPED *Number of bags used:* 2.0

Well Abandonment *Sealing material:* *Depth:* from to
Installation Method: *Number of bags used:*

Administrative

County: Delaware *Township:* 20N *Range:* 10E
Section: NW of the NEof the SW of Section 20 *Topo map:* Muncie West
Grant Number:
Field located by: VOISARD *on:* Nov 07, 1997
Courthouse location by: *on:*
Location accepted w/o verification by: *on:*
Subdivision name: *Lot number:*
Ft W of EL: *Ft N of SL:* 2500.0 *Ft E of WL:* 1500.0 *Ft S of NL:*
Ground elevation: 940.0 *Depth to bedrock:* 37.0 *Bedrock elevation:* 903.0 *Aquifer elevation:*
UTM Easting: 634643.0 *UTM Northing:* 4447704.0

Well Log

Top	Bottom	Formation
0.0	12.0	BR CLAY
12.0	16.0	GRAV
16.0	25.0	GRAY CLAY
25.0	29.0	GRAV
29.0	33.0	GRAY CLAY
33.0	37.0	BROKEN LS
37.0	221.0	LS

Comments MC: SEE MAP; OWNER VER.:

Appendix F

Endangered Species List

Indiana's State Endangered Species

Also available online at www.endangeredwildlife.in.gov

STATE

STATE ENDANGERED: Any animal species whose prospects for survival or recruitment within the state are in immediate jeopardy and are in danger of disappearing from the state. This includes all species classified as endangered by the federal government that occur in Indiana.

SPECIAL CONCERN: Any animal species requiring monitoring because of known/suspected limited abundance or distribution or because of a recent change in legal status or required habitat.

FEDERAL

FEDERALLY ENDANGERED: Any species that is in danger of extinction throughout all or a significant portion of its range. Designated with (FE).

FEDERALLY THREATENED: Any species that is likely to become endangered within the foreseeable future throughout all or a significant portion of its range. Designated with (FT).

FEDERAL CANDIDATE: These species have been submitted for review for protection under the Federal Endangered Species Act. If added to the federal list, they will automatically be considered a state endangered species. Designated with (FC).

M A M M A L S

State Endangered

Gray Myotis (FE)	*Myotis grisescens*
Indiana Myotis (FE)	*Myotis sodalis*
Evening Bat	*Nycticeius humeralis*
Swamp Rabbit	*Sylvilagus aquaticus*
Franklin's Ground Squirrel	*Spermophilus franklinii*
Allegheny Woodrat	*Neotoma magister*



Special Concern

Smoky Shrew	*Sorex fumeus*
Pygmy Shrew	*Sorex hoyi*
Star-nosed Mole	*Condylura cristata*
Southeastern Myotis	*Myotis austroriparius*
Eastern small-footed Myotis	*Myotis leibii*
Little Brown Myotis	*Myotis lucifugus*
Northern long-eared Myotis	*Myotis septentrionalis*
Silver-haired Bat	*Lasionycteris noctivagans*
Eastern Pipistrelle	*Perimyotis subflavus*
Red Bat	*Lasiurus borealis*
Hoary Bat	*Lasiurus cinereus*
Rafinesque's Big-eared Bat	*Corynorhinus rafinesquii*
Plains Pocket Gopher	*Geomys bursarius*
Least Weasel	*Mustela nivalis*
Badger	*Taxidea taxus*

B I R D S

State Endangered

Trumpeter Swan	*Cygnus buccinator*
American Bittern	*Botaurus lentiginosus*
Least Bittern	*Ixobrychus exilis*
Black-crowned Night-Heron	*Nycticorax nycticorax*
Yellow-crowned Night-Heron	*Nyctanassa violacea*
Osprey	*Pandion haliaetus*
Northern Harrier	*Circus cyaneus*
Peregrine Falcon	*Falco peregrinus*
Black Rail	*Laterallus jamaicensis*
King Rail	*Rallus elegans*
Virginia Rail	*Rallus limicola*
Common Moorhen	*Gallinula chloropus*
Whooping Crane (FE)	*Grus americana*
Piping Plover (FE)	*Charadrius melodus*
Upland Sandpiper	*Bartramia longicauda*
Least Tern (FE)	*Sternula antillarum*
Black Tern	*Chlidonias niger*
Barn Owl	*Tyto alba*
Short-eared Owl	*Asio flammeus*
Loggerhead Shrike	*Lanius ludovicianus*
Sedge Wren	*Cistothorus platensis*
Marsh Wren	*Cistothorus palustris*
Golden-winged Warbler	*Vermivora chrysoptera*
Kirtland's Warbler (FE)	*Dendroica kirtlandii*
Cerulean Warbler	*Dendroica cerulea*
Henslow's Sparrow	*Ammodramus henslowii*
Yellow-headed Blackbird	*Xanthocephalus xanthocephalus*

Special Concern

Great Egret	*Ardea alba*
Mississippi Kite	*Ictinia mississippiensis*
Bald Eagle	*Haliaeetus leucocephalus*
Sharp-shinned Hawk	*Accipiter striatus*
Red-shouldered Hawk	*Buteo lineatus*
Broad-winged Hawk	*Buteo platypterus*
Sandhill Crane	*Grus canadensis*
American Golden-Plover	*Pluvialis dominica*
Solitary Sandpiper	*Tringa solitaria*
Greater Yellowlegs	*Tringa melanoleuca*
Ruddy Turnstone	*Arenaria interpres*
Buff-breasted Sandpiper	*Tryngites subruficollis*
Short-billed Dowitcher	*Limnodromus griseus*
Wilson's Phalarope	*Phalaropus tricolor*
Common Nighthawk	*Chordeiles minor*
Whip-poor-will	*Caprimulgus vociferus*
Black-and-white Warbler	*Mniotilta varia*
Worm-eating Warbler	*Helmitheros vermivorum*
Hooded Warbler	*Wilsonia citrina*
Western Meadowlark	*Sturnella neglecta*



Revised 4/2013

FISH

State Endangered

Northern Brook Lamprey	*Ichthyomyzon fossor*
Lake Sturgeon	*Acipenser fulvescens*
Redside Dace	*Clinostomus elongatus*
Pallid Shiner	*Hybopsis amnis*
Greater Redhorse	*Moxostoma valenciennesi*
Northern Cavefish	*Amblyopsis spelaea*
Bantam Sunfish	*Lepomis symmetricus*
Variegate Darter	*Etheostoma variatum*
Channel Darter	*Percina copelandi*
Gilt Darter	*Percina evides*



Special Concern

Pugnose Shiner	*Notropis anogenus*
Bigmouth Shiner	*Notropis dorsalis*
Longnose Dace	*Rhinichthys cataractae*
Longnose Sucker	*Catostomus catostomus*
Northern Madtom	*Noturus stigmosus*
Ohio River Muskellunge	*Esox masquinongy ohioensis*
Cisco	*Coregonus artedi*
Lake Whitefish	*Coregonus clupeaformis*
Trout-perch	*Percopsis omiscomaycus*
Slimy Sculpin	*Cottus cognatus*
Western Sand Darter	*Ammocrypta clara*
Spotted Darter	*Etheostoma maculatum*
Cypress Darter	*Etheostoma proeliare*
Tippecanoe Darter	*Etheostoma tippecanoe*
Banded Pygmy Sunfish	*Elassoma zonatum*

MOLLUSKS*

State Endangered

Fanshell (FE)	*Cyprogenia stegaria*
White Catspaw (FE)	*Epioblasma obliquata perobliqua*
Northern Riffleshell (FE)	*Epioblasma torulosa rangiana*
Tubercled Blossom (FE)	*Epioblasma torulosa torulosa*
Snuffbox (FE)	*Epioblasma triquetra*
Longsolid	*Fusconaia subrotunda*
Pink Mucket (FE)	*Lampsilis abrupta*
Round Hickorynut	*Obovaria subrotunda*
White Wartyback (FE)	*Plethobasus cicatricosus*
Orangefoot Pimpleback (FE)	*Plethobasus cooperianus*
Sheepnose (FE)	*Plethobasus cyphyus*
Clubshell (FE)	*Pleurobema clava*
Rough Pigtoe (FE)	*Pleurobema plenum*
Pyramid Pigtoe	*Pleurobema rubrum*
Fat Pocketbook (FE)	*Potamilus capax*
Rabbitsfoot (FC)	*Quadrula cylindrica cylindrica*
Rayed Bean (FE)	*Villosa fabalis*

Special Concern

Wavyrayed Lampmussel	*Lampsilis fasciola*
Ohio Pigtoe	*Pleurobema cordatum*
Kidneyshell	*Ptychobranchus fasciolaris*
Salamander Mussel	*Simpsonaias ambigua*
Purple Lilliput	*Toxolasma lividus*
Ellipse	*Venustaconcha ellipsiformis*
Little Spectaclecase	*Villosa lienosa*
Pointed Campeloma	*Campeloma decisum*
Swamp Lymnaea	*Lymnaea stagnalis*

* It is illegal to take or possess live mussels and mussel shells of any species of native mussel from the waters of Indiana.

AMPHIBIANS

State Endangered

Hellbender	*Cryptobranchus alleganiensis*
Mole Salamander	*Ambystoma talpoideum*
Green Salamander	*Aneides aeneus*
Red Salamander	*Pseudotriton ruber*
Crawfish Frog	*Lithobates areolatus*
Plains Leopard Frog	*Lithobates blairi*



Special Concern

Common Mudpuppy	*Necturus maculosus*
Streamside Salamander	*Ambystoma barbouri*
Blue-spotted Salamander	*Ambystoma laterale*
Four-toed Salamander	*Hemidactylium scutatum*
Northern Cricket Frog	*Acris crepitans*
Northern Leopard Frog	*Lithobates pipiens*

REPTILES

State Endangered

Alligator Snapping Turtle	*Macrochelys temminckii*
Eastern Mud Turtle	*Kinosternon subrubrum*
Spotted Turtle	*Clemmys guttata*
Blanding's Turtle	*Emydoidea blandingii*
River Cooter	*Pseudemys concinna*
Ornate Box Turtle	*Terrapene ornata*
Scarletsnake	*Cemophora coccinea*
Kirtland's Snake	*Clonophis kirtlandii*
Copper-bellied Watersnake (FT†)	*Nerodia erythrogaster*
Smooth Greensnake	*Opheodrys vernalis*
Southeastern Crowned Snake	*Tantilla coronata*
Butler's Gartersnake	*Thamnophis butleri*
Cottonmouth	*Agkistrodon piscivorus*
Timber Rattlesnake	*Crotalus horridus*
Massasauga (FC)	*Sistrurus catenatus*



Special Concern

Eastern Box Turtle	*Terrapene carolina*
Red-bellied Mudsnake	*Farancia abacura*
Rough Greensnake	*Opheodrys aestivus*
Western Ribbonsnake	*Thamnophis proximus*

† Only the northern population of copperbelly water snake is federally threatened.

Support the conservation of Indiana's nongame and endangered species by donating to the Nongame Fund. The money you donate goes directly to the protection and management of more than 750 wildlife species in Indiana. Look for the eagle logo on your Indiana state tax form to donate all or part of your refund. Or to donate directly write to:
Nongame Fund, 402 W. Washington St. Rm W273, Indianapolis, IN 46204.

Endangered, Threatened, Rare and Extirpated Plants of Indiana

Species Name	Common Name	GRANK	SRANK	FEDERAL	STATE
Acalypha deamii	Mercury	G4?	S2		SR
Aconitum uncinatum	Blue Monkshood	G4	S1		SE
Actaea rubra	Red Baneberry	G5	S2		SR
Adlumia fungosa	Climbing Fumatory	G4	SX		SX
Aesculus octandra	Yellow Buckeye	G5	S3		WL
Agalinis auriculata	Earleaf Foxglove	G3	S1		ST
Agalinis fasciculata	Clustered Foxglove	G5	S3		WL
Agalinis gattingeri	Roundstem Foxglove	G4	S3		WL
Agalinis skinneriana	Pale False Foxglove	G3G4	S1		ST
Agave virginica	Virginia Tube-rose	G5	S3		WL
Alnus rugosa	Speckled Alder	G5T5	S3		WL
Amelanchier humilis	Running Serviceberry	G5	S1		SE
Ammophila breviligulata	Marram Grass	G5	S3		WL
Andromeda glaucophylla	Bog Rosemary	G5	S2		SR
Andropogon ternarius	Silver Bluestem	G5	S3		WL
Androsace occidentalis	Western Rockjasmine	G5	S2		ST
Anemone caroliniana	Carolina Anemone	G5	SX		SX
Antennaria solitaria	Single-head Pussytoes	G5	S3		WL
Arabis drummondii	Drummond Rockcress	G5	S1		SE
Arabis glabra	Tower-mustard	G5	S2		WL
Arabis missouriensis var. deamii	Missouri Rockcress	G5T3?Q	S1		SE
Arabis patens	Spreading Rockcress	G3	S1		SE
Aralia hispida	Bristly Sarsaparilla	G5	S1		SE
Arctostaphylos uva-ursi	Bearberry	G5	S2		SR
Arenaria patula	Pitcher's Stitchwort	G4	S1		SE
Arenaria stricta	Michaux's Stitchwort	G5	S2		SR
Arethusa bulbosa	Swamp-pink	G4	SX		SX
Aristida intermedia	Slim-spike Three-awn Grass	GNR	S2		SR
Aristida tuberculosa	Seabeach Needlegrass	G5	S2		SR
Aristolochia tomentosa	Woolly Dutchman's-pipe	G5	S3		WL
Armoracia aquatica	Lake Cress	G4?	S1		SE
Asclepias meadii	Mead's Milkweed	G2	SX	LT	SRE
Asclepias variegata	White Milkweed	G5	S3		WL
Asclepias viridis	Green Milkweed	G4G5	S1		SE
Asplenium bradleyi	Bradley's Spleenwort	G4	S1		SE

GRANK G1=critically imperiled globally, G2=imperiled globally,G3=rare or uncommon,G4= widespread but with long term concerns, G5=widespread and secure, T ranks indicate taxonomic subunit rank, ? or Q=questionable rank, NR=not ranked or uncertain rank
SRANK S1=critically imperiled in state, S2=imperiled in state, SX=extirpated,
STATE: SX=extirpated, SE=endangered, ST=threatened, SR=rare, SRE = reintroduced, WL = watch list
FEDERAL: LE=endangered, LT=threatened, C=candidate species

Endangered, Threatened, Rare and Extirpated Plants of Indiana

Species Name	Common Name	GRANK	SRANK	FEDERAL	STATE
Asplenium montanum	Mountain Spleenwort	G5	S1		SE
Asplenium resiliens	Black-stem Spleenwort	G5	S1		SE
Asplenium ruta-muraria	Wallrue Spleenwort	G5	S2		SR
Aster borealis	Rushlike Aster	G5	S2		SR
Aster furcatus	Forked Aster	G3	S2		SR
Aster oblongifolius	Aromatic Aster	G5	S2		SR
Aster schreberi	Schreber Aster	G4	S1		SE
Aster sericeus	Western Silvery Aster	G5	S2		SR
Aster solidagineus	Narrowleaf Aster	G5	S3		WL
Aster undulatus	Waxy-leaved Aster	G5	S3		WL
Astragalus tennesseensis	Tennessee Milk-vetch	G3	SX		SRE
Aureolaria grandiflora var. pulchra	Large-flower False-foxglove	G4G5T4T5	SX		SX
Azolla caroliniana	Carolina Mosquito-fern	G5	S2		ST
Bacopa rotundifolia	Roundleaf Water-hyssop	G5	S1		ST
Baptisia australis	Wild False Indigo	G5	S2		SR
Baptisia leucophaea	Cream Wild-indigo	G4G5	S3		WL
Baptisia tinctoria	Yellow Wild-indigo	G5	S3		WL
Bartonia paniculata	Twining Bartonia	G5	S3		WL
Berberis canadensis	American Barberry	G3	S1		SE
Besseya bullii	Kitten Tails	G3	S1		SE
Betula papyrifera	Paper Birch	G5	S3		WL
Betula populifolia	Gray Birch	G5	S1		SE
Bidens beckii	Beck Water-marigold	G4G5	S1		ST
Botrychium biternatum	Sparse-lobe Grape-fern	G5	S3		WL
Botrychium matricariifolium	Chamomile Grape-fern	G5	S2		SR
Botrychium multifidum var. intermedium	Leathery Grape-fern	G5T4?	SX		SX
Botrychium oneidense	Blunt-lobe Grape-fern	G4	S3		WL
Botrychium simplex	Least Grape-fern	G5	S1		SE
Brachyelytrum aristosum	Northern shorthusk	G4G5	S1		SE
Buchnera americana	Bluehearts	G5?	S1		SE
Bumelia lycioides	Buckthorn	G5	S1		SE
Cabomba caroliniana	Carolina Fanwort	G3G5	SX		SX
Cakile edentula var. lacustris	American Sea-rocket	G5T3T5	S3		WL
Calamagrostis porteri ssp. insperata	Reed Bent Grass	G4T3	S1		ST
Calamagrostis porteri ssp. porteri	Porter's reedgrass	G4T4	S1		SE

GRANK G1=critically imperiled globally, G2=imperiled globally,G3=rare or uncommon,G4= widespread but with long term concerns, G5=widespread and secure, T ranks indicate taxonomic subunit rank, ? or Q=questionable rank, NR=not ranked or uncertain rank
SRANK S1=critically imperiled in state, S2=imperiled in state, SX=extirpated,
STATE: SX=extirpated, SE=endangered, ST=threatened, SR=rare, SRE = reintroduced, WL = watch list
FEDERAL: LE=endangered, LT=threatened, C=candidate species

Endangered, Threatened, Rare and Extirpated Plants of Indiana

Species Name	Common Name	GRANK	SRANK	FEDERAL	STATE
Calla palustris	Wild Calla	G5	S1		SE
Callirhoe triangulata	Clustered Poppy-mallow	G3	S1		SE
Calopogon oklahomensis	Oklahoma grass-pink	G4?	SH		SE
Calycocarpum lyonii	Cup-seed	G5	S2		ST
Camassia angusta	Wild Hyacinth	G5?Q	S1		SE
Cardamine pratensis var. palustris	Cuckoo Flower	G5T5	S3		WL
Carex abscondita	Thicket Sedge	G4G5	S3		WL
Carex alata	Broadwing Sedge	G5	S3		WL
Carex alopecoidea	Foxtail Sedge	G5	S1		SE
Carex arctata	Black Sedge	G5?	S1		SE
Carex atherodes	Awned Sedge	G5	S1		SE
Carex atlantica ssp. atlantica	Atlantic Sedge	G5T4	S2		ST
Carex atlantica ssp. capillacea	Howe Sedge	G5T5?	S1		SE
Carex aurea	Golden-fruited Sedge	G5	S2		SR
Carex aureolensis	Land of Gold Sedge	GNR	S1		SE
Carex bebbii	Bebb's Sedge	G5	S2		ST
Carex brunnescens	Brownish Sedge	G5	S1		SE
Carex bushii	Bush's Sedge	G4	S1		ST
Carex chordorrhiza	Creeping Sedge	G5	S1		SE
Carex conoidea	Prairie Gray Sedge	G5	S1		ST
Carex crawei	Crawe Sedge	G5	S2		ST
Carex cumulata	Clustered Sedge	G4?	S1		SE
Carex debilis var. rudgei	White-edge Sedge	G5T5	S2		SR
Carex decomposita	Cypress-knee Sedge	G3	S2		ST
Carex disperma	Softleaf Sedge	G5	S1		SE
Carex eburnea	Ebony Sedge	G5	S2		SR
Carex echinata	Little Prickly Sedge	G5	S1		SE
Carex flava	Yellow Sedge	G5	S2		ST
Carex folliculata	Long Sedge	G4G5	S2		SR
Carex garberi	Elk Sedge	G5	S2		ST
Carex gigantea	Large Sedge	G4	S1		ST
Carex gravida	Heavy Sedge	G5	S1		SE
Carex leptalea	Bristly-stalk Sedge	G5	S3		WL
Carex leptonervia	Finely-nerved Sedge	G4	S1		SE
Carex limosa	Mud Sedge	G5	S1		SE

GRANK G1=critically imperiled globally, G2=imperiled globally,G3=rare or uncommon,G4= widespread but with long term concerns, G5=widespread and secure, T ranks indicate taxonomic subunit rank, ? or Q=questionable rank, NR=not ranked or uncertain rank
SRANK S1=critically imperiled in state, S2=imperiled in state, SX=extirpated,
STATE: SX=extirpated, SE=endangered, ST=threatened, SR=rare, SRE = reintroduced, WL = watch list
FEDERAL: LE=endangered, LT=threatened, C=candidate species

Endangered, Threatened, Rare and Extirpated Plants of Indiana

Species Name	Common Name	GRANK	SRANK	FEDERAL	STATE
Carex livida	Livid Sedge	G5	S1		SE
Carex louisianica	Louisiana Sedge	G5	S3		WL
Carex lupuliformis	False Hop Sedge	G4	S2		SR
Carex oklahomensis	Oklahoma Sedge	G4	S1		SE
Carex pedunculata	Longstalk Sedge	G5	S2		SR
Carex pseudocyperus	Cyperus-like Sedge	G5	S1		SE
Carex retroflexa		G5	S3		WL
Carex retrorsa	Retrorse Sedge	G5	S1		SE
Carex richardsonii	Richardson Sedge	G4	S1		ST
Carex scabrata	Rough Sedge	G5	S1		SE
Carex seorsa	Weak Stellate Sedge	G4	S2		SR
Carex socialis	Social Sedge	G4	S2		SR
Carex sparganioides var. cephaloidea	Thinleaf Sedge	G5	S1		SE
Carex straminea	Straw Sedge	G5	S2		ST
Carex timida	Timid Sedge	G2G3	S1		SE
Carex trichocarpa	Hairy-fruit Sedge	G4	S3		WL
Carex trisperma	Three-seed Sedge	G5	S3		WL
Carex woodii	Pretty Sedge	G4	S3		WL
Carya pallida	Sand Hickory	G5	S2		SE
Carya texana	Black Hickory	G4	S1		SE
Cassia fasciculata var. robusta	Partridge Pea	G5T3T5Q	S3		WL
Cassia nictitans	Wild Sensitive Plant	G5	S3		WL
Castanea dentata	American Chestnut	G4	S3		WL
Catalpa speciosa	Northern Catalpa	G4?	S2		SR
Ceanothus herbaceus	Prairie Redroot	G5	S1		SE
Ceratophyllum echinatum	Prickly Hornwort	G4?	S2		SR
Chaerophyllum procumbens var. shortii	Wild Chervil	G5T3T4Q	S1		ST
Chamaelirium luteum	Devil's-bit	G5	S1		SE
Cheilanthes lanosa	Hairy Lipfern	G5	S2		SR
Chelone obliqua var. speciosa	Rose Turtlehead	G4T3	S3		WL
Chimaphila maculata	Spotted Wintergreen	G5	S3		WL
Chimaphila umbellata ssp. cisatlantica	Pipsissewa	G5T5	S2		ST
Chrysopsis villosa	Hairy Golden-aster	G5	S2		ST
Chrysosplenium americanum	American Golden-saxifrage	G5	S2		ST
Cimicifuga racemosa	Black Bugbane	G4	S3		WL

GRANK G1=critically imperiled globally, G2=imperiled globally,G3=rare or uncommon,G4= widespread but with long term concerns, G5=widespread and secure, T ranks indicate taxonomic subunit rank, ? or Q=questionable rank, NR=not ranked or uncertain rank
SRANK S1=critically imperiled in state, S2=imperiled in state, SX=extirpated,
STATE: SX=extirpated, SE=endangered, ST=threatened, SR=rare, SRE = reintroduced, WL = watch list
FEDERAL: LE=endangered, LT=threatened, C=candidate species

Endangered, Threatened, Rare and Extirpated Plants of Indiana

Species Name	Common Name	GRANK	SRANK	FEDERAL	STATE
Cimicifuga rubifolia	Appalachian Bugbane	G3	S1		SE
Circaea alpina	Small Enchanter's Nightshade	G5	SX		SX
Cirsium carolinianum	Carolina Thistle	G5	S2		SR
Cirsium hillii	Hill's Thistle	G3	S1		SE
Cirsium pitcheri	Dune Thistle	G3	S2	LT	ST
Cladrastis lutea	Yellowwood	G4	S2		ST
Clematis pitcheri	Pitcher Leather-flower	G4G5	S2		SR
Clintonia borealis	Clinton Lily	G5	S1		SE
Clitoria mariana	Maryland Butterfly-pea	G5	S3		WL
Cocculus carolinus	Red-berried Moonseed	G5	S3		WL
Coeloglossum viride var. virescens	Long-bract Green Orchis	G5T5	S2		ST
Comptonia peregrina	Sweet Fern	G5	S3		WL
Conioselinum chinense	Hemlock Parsley	G5	S1		SE
Coptis trifolia var. groenlandica	Goldthread	G5T5	S3		WL
Corallorhiza trifida var. verna	Early Coralroot	G5TNRQ	SX		SX
Cornus amomum ssp. amomum	Silky Dogwood	G5T5	S1		SE
Cornus canadensis	Bunchberry	G5	S1		SE
Cornus rugosa	Roundleaf Dogwood	G5	S2		SR
Corydalis sempervirens	Pale Corydalis	G4G5	S1		ST
Crataegus arborea	A Hawthorn	G4G5	S1		SE
Crataegus biltmoreana	Biltmore Hawthorn	G5	S1		SE
Crataegus chrysocarpa	Fineberry Hawthorn	G5	S1		SE
Crataegus grandis	Grand Hawthorn	G3G5Q	S1		SE
Crataegus intricata	A Hawthorn	G5	S2		SR
Crataegus kelloggii	Kellogg Hawthorn	G3?	S1		SE
Crataegus pedicellata	Scarlet Hawthorn	G5	S2		ST
Crataegus prona	Illinois Hawthorn	G4G5	S1		SE
Crataegus succulenta	Fleshy Hawthorn	G5	S2		SR
Crataegus viridis	Green Hawthorn	G5	S2		ST
Crotonopsis elliptica	Elliptical Rushfoil	G5	S1		SE
Cuscuta cuspidata	Cusp Dodder	G5	S1		SE
Cuscuta indecora	Pretty Dodder	G5	S1		SE
Cyperus acuminatus	Short-point Flatsedge	G5	S3		WL
Cyperus dentatus	Toothed Sedge	G4	S1		SE
Cyperus houghtonii	Houghton's Nutsedge	G4?	S2		SE

GRANK G1=critically imperiled globally, G2=imperiled globally,G3=rare or uncommon,G4= widespread but with long term concerns, G5=widespread and secure, T ranks indicate taxonomic subunit rank, ? or Q=questionable rank, NR=not ranked or uncertain rank
SRANK S1=critically imperiled in state, S2=imperiled in state, SX=extirpated,
STATE: SX=extirpated, SE=endangered, ST=threatened, SR=rare, SRE = reintroduced, WL = watch list
FEDERAL: LE=endangered, LT=threatened, C=candidate species

Endangered, Threatened, Rare and Extirpated Plants of Indiana

Species Name	Common Name	GRANK	SRANK	FEDERAL	STATE
Cyperus pseudovegetus	Green Flatsedge	G5	S2		SR
Cypripedium acaule	Pink Lady's-slipper	G5	S3		WL
Cypripedium calceolus var. parviflorum	Small Yellow Lady's-slipper	G5	S2		SR
Cypripedium calceolus var. pubescens	Large Yellow Lady's-slipper	G5T5	S3		WL
Cypripedium candidum	Small White Lady's-slipper	G4	S2		WL
Cypripedium reginae	Showy Lady's-slipper	G4	S3		WL
Dennstaedtia punctilobula	Eastern Hay-scented Fern	G5	S3		WL
Dentaria diphylla	Two-leaf Toothwort	G5	S3		WL
Dentaria multifida	Divided Toothwort	G4?	S1		SE
Deschampsia cespitosa	Tufted Hairgrass	G5	S2		SR
Desmodium laevigatum	Smooth Tick-trefoil	G5	S3		WL
Desmodium viridiflorum	Velvety Tick-trefoil	G5?	S3		WL
Dichanthelium sabulorum var. thinium	Hemlock Panic-grass	G5T5	S2		SR
Dicliptera brachiata	Wild Mudwort	G5	S1		SE
Didiplis diandra	Water-purslane	G5	S2		SE
Diervilla lonicera	Northern Bush-honeysuckle	G5	S2		SR
Diodia virginiana	Buttonweed	G5	S2		WL
Dodecatheon frenchii	French's Shootingstar	G3	S2		SR
Drosera intermedia	Spoon-leaved Sundew	G5	S2		SR
Drosera rotundifolia	Roundleaf Sundew	G5	S3		WL
Dryopteris celsa	Log Fern	G4	S1		SE
Dryopteris clintoniana	Clinton Woodfern	G5	SX		SX
Echinodorus berteroi	Burhead	G5	SX		SX
Echinodorus cordifolius	Creeping Bur-head	G5	S1		SE
Echinodorus parvulus	Little Bur-head	G3Q	S1		SE
Eleocharis bifida	Glades spikerush	G3G4	S1		SE
Eleocharis equisetoides	Horse-tail Spikerush	G4	S1		SE
Eleocharis geniculata	Capitate Spike-rush	G5	S2		ST
Eleocharis melanocarpa	Black-fruited Spike-rush	G4	S2		ST
Eleocharis microcarpa	Small-fruited Spike-rush	G5	S1		SE
Eleocharis pauciflora	Fewflower Spikerush	G5	S3		WL
Eleocharis robbinsii	Robbins Spikerush	G4G5	S2		SR
Eleocharis wolfii	Wolf Spikerush	G3G4	S2		SR
Epigaea repens	Trailing Arbutus	G5	S3		WL
Epilobium angustifolium	Fireweed	G5	S1		SE

GRANK G1=critically imperiled globally, G2=imperiled globally,G3=rare or uncommon,G4= widespread but with long term concerns, G5=widespread and secure, T ranks indicate taxonomic subunit rank, ? or Q=questionable rank, NR=not ranked or uncertain rank
SRANK S1=critically imperiled in state, S2=imperiled in state, SX=extirpated,
STATE: SX=extirpated, SE=endangered, ST=threatened, SR=rare, SRE = reintroduced, WL = watch list
FEDERAL: LE=endangered, LT=threatened, C=candidate species

Endangered, Threatened, Rare and Extirpated Plants of Indiana

Species Name	Common Name	GRANK	SRANK	FEDERAL	STATE
Epilobium ciliatum	Hairy Willow-herb	G5	SX		SX
Equisetum sylvaticum	Woodland Horsetail	G5	S1		SE
Equisetum variegatum	Variegated Horsetail	G5	S1		SE
Erianthus alopecuroides	Woolly Beardgrass	G5	S3		WL
Eriocaulon aquaticum	Pipewort	G5	S1		SE
Eriophorum angustifolium	Narrow-leaved Cotton-grass	G5	S2		SR
Eriophorum gracile	Slender Cotton-grass	G5	S2		ST
Eriophorum spissum	Dense Cotton-grass	G5T5	SX		SX
Eriophorum viridicarinatum	Green-keeled Cotton-grass	G5	S2		SR
Erysimum capitatum	Prairie-rocket Wallflower	G5	S2		ST
Eupatorium album	White Thoroughwort	G5	S1		ST
Eupatorium incarnatum	Pink Thoroughwort	G5	S2		ST
Eupatorium rotundifolium	Round-leaved Boneset	G5	S3		WL
Euphorbia obtusata	Bluntleaf Spurge	G5	S1		SE
Euphorbia polygonifolia	Seaside Spurge	G5?	S3		SR
Euphorbia serpens	Matted Broomspurge	G5	S1		SE
Festuca paradoxa	Cluster Fescue	G5	S1		ST
Filipendula rubra	Queen-of-the-prairie	G4G5	S3		WL
Fimbristylis annua	Annual Fimbry	G5	S1		SE
Fimbristylis puberula	Carolina Fimbry	G5	S1		SE
Fragaria vesca var. americana	Woodland Strawberry	G5T5	S1		SE
Fuirena pumila	Dwarf Umbrella-sedge	G4	S2		ST
Galactia volubilis var. mississippiensis	Eastern Milk-pea	G5	S3		WL
Gaura filipes	Slender-stalked Gaura	G5	S2		ST
Gentiana alba	Yellow Gentian	G4	S2		SR
Gentiana puberulenta	Downy Gentian	G4G5	S2		ST
Gentiana villosa	Striped Gentian	G4	S1		SE
Geranium bicknellii	Bicknell Northern Crane's-bill	G5	S1		SE
Geranium robertianum	Herb-robert	G5	S2		ST
Geum rivale	Purple Avens	G5	S1		SE
Gleditsia aquatica	Water-locust	G5	S1		SE
Glyceria acutiflora	Sharp-scaled Manna-grass	G5	S1		SE
Glyceria borealis	Small Floating Manna-grass	G5	S1		SE
Glyceria grandis	American Manna-grass	G5	S1		SE
Gnaphalium macounii	Winged Cudweed	G5	SX		SX

GRANK G1=critically imperiled globally, G2=imperiled globally,G3=rare or uncommon,G4= widespread but with long term concerns, G5=widespread and secure, T ranks indicate taxonomic subunit rank, ? or Q=questionable rank, NR=not ranked or uncertain rank
SRANK S1=critically imperiled in state, S2=imperiled in state, SX=extirpated,
STATE: SX=extirpated, SE=endangered, ST=threatened, SR=rare, SRE = reintroduced, WL = watch list
FEDERAL: LE=endangered, LT=threatened, C=candidate species

Endangered, Threatened, Rare and Extirpated Plants of Indiana

Species Name	Common Name	GRANK	SRANK	FEDERAL	STATE
Gonolobus gonocarpos	Angular-fruited Milkvine	G5	S3		WL
Gonolobus obliquus	Angle Pod	G4?	S2		SR
Gymnopogon ambiguus	Broadleaf Beardgrass	G4	SX		SX
Helianthus angustifolius	Swamp Sunflower	G5	S1		SE
Heliotropium tenellum	Slender Heliotrope	G5	S2		ST
Hemicarpha drummondii	Drummond Hemicarpha	G4G5	S1		SE
Heuchera parviflora var. rugelii	Alumroot	G4TNR	S3		WL
Heuchera villosa	Hairy Alumroot	G5	S3		WL
Hexalectris spicata	Crested Coralroot	G5	S2		SR
Hibiscus moscheutos ssp. lasiocarpos	Hairy-fruited Hibiscus	G5T4	S1		SE
Hieracium venosum	Rattlesnake Hawkweed	G5	S3		WL
Hippuris vulgaris	Common Mare's-tail	G5	SX		SX
Hottonia inflata	Featherfoil	G4	S2		ST
Houstonia nigricans	Narrowleaf Summer Bluets	G5	S2		SR
Hudsonia tomentosa	Sand-heather	G5	S2		ST
Huperzia porophila	Rock Clubmoss	G4	S3		WL
Hydrastis canadensis	Golden Seal	G4	S3		WL
Hydrocotyle americana	American Water-pennywort	G5	S1		SE
Hymenocallis occidentalis	Carolina Spider-lily	G4?	S3		WL
Hymenopappus scabiosaeus	Carolina Woollywhite	G4G5	S1		SE
Hypericum adpressum	Creeping St. John's-wort	G3	S1		SE
Hypericum denticulatum	Coppery St. John's-wort	G5	S2		ST
Hypericum dolabriforme	Straggling St. John's-wort	G4	S2		SR
Hypericum frondosum	Golden St. John's-wort	G4	SX		SX
Hypericum gymnanthum	Clasping-leaved St. John's-wort	G4	S1		SE
Hypericum kalmianum	Kalm St. John's-wort	G4	S3		WL
Hypericum pyramidatum	Great St. John's-wort	G4	S1		ST
Ilex decidua	Deciduous Holly	G5	S3		WL
Iliamna remota	Kankakee Globe-mallow	G1Q	S1		SE
Iresine rhizomatosa	Eastern Bloodleaf	G5	S2		SR
Isoetes engelmannii	Appalachian Quillwort	G4	S1		SE
Isoetes melanopoda	Blackfoot Quillwort	G5	S1		ST
Isotria verticillata	Large Whorled Pogonia	G5	S3		WL
Itea virginica	Virginia Willow	G4	S1		SE
Juglans cinerea	Butternut	G4	S3		WL

GRANK G1=critically imperiled globally, G2=imperiled globally,G3=rare or uncommon,G4= widespread but with long term concerns, G5=widespread and secure, T ranks indicate taxonomic subunit rank, ? or Q=questionable rank, NR=not ranked or uncertain rank
SRANK S1=critically imperiled in state, S2=imperiled in state, SX=extirpated,
STATE: SX=extirpated, SE=endangered, ST=threatened, SR=rare, SRE = reintroduced, WL = watch list
FEDERAL: LE=endangered, LT=threatened, C=candidate species

Endangered, Threatened, Rare and Extirpated Plants of Indiana

Species Name	Common Name	GRANK	SRANK	FEDERAL	STATE
Juncus articulatus	Jointed Rush	G5	S1		SE
Juncus balticus var. littoralis	Baltic Rush	G5T5	S2		SR
Juncus militaris	Bayonet Rush	G4	S1		SE
Juncus pelocarpus	Brown-fruited Rush	G5	S2		SE
Juncus scirpoides	Scirpus-like Rush	G5	S2		ST
Juncus secundus	Secund Rush	G5?	S1		SE
Juniperus communis	Ground Juniper	G5	S2		SR
Kalmia latifolia	Mountain Laurel	G5	S3		WL
Lactuca ludoviciana	Western Lettuce	G4G5	SX		SX
Larix laricina	Tamarack	G5	S3		WL
Lathyrus maritimus var. glaber	Beach Peavine	G5T4T5	S1		SE
Lathyrus ochroleucus	Pale Vetchling Peavine	G4G5	S1		SE
Lathyrus venosus	Smooth Veiny Pea	G5	S2		ST
Leavenworthia uniflora	Michaux Leavenworthia	G4	S1		SE
Lechea racemulosa	Illinois Pinweed	G5	S1		SE
Lechea stricta	Upright Pinweed	G4?	SX		SX
Lemna minima	Least Duckweed	GNR	S1		SE
Lemna perpusilla	Minute Duckweed	G5	SX		SX
Lemna valdiviana	Pale Duckweed	G5	S1		SE
Leptochloa panicoides	Amazon Sprangle-top	G5	S1		SE
Lespedeza stuevei	Tall Bush-clover	G4?	SX		SX
Lesquerella globosa	Lesquereux's Mustard	G2	S1	C	SE
Liatris pycnostachya	Cattail Gay-feather	G5	S2		ST
Liatris squarrosa	Scaly Gay-feather	G5	S3		WL
Ligusticum canadense	Nondo Lovage	G4	S1		SE
Lilium canadense	Canada Lily	G5	S2		SR
Lilium superbum	Turk's Cap Lily	G5	S3		WL
Limnobium spongia	American Frog's-bit	G4	S1		SE
Linnaea borealis	Twinflower	G5	SX		SX
Linum intercursum	Sandplain Flax	G4	S1		SE
Linum striatum	Ridged Yellow Flax	G5	S3		WL
Linum sulcatum	Grooved Yellow Flax	G5	S2		SR
Liparis loeselii	Loesel's Twayblade	G5	S3		WL
Lithospermum incisum	Narrow-leaved Puccoon	G5	S1		SE
Lonicera canadensis	American Fly-honeysuckle	G5	S1		SE

GRANK G1=critically imperiled globally, G2=imperiled globally,G3=rare or uncommon,G4= widespread but with long term concerns, G5=widespread and secure, T ranks indicate taxonomic subunit rank, ? or Q=questionable rank, NR=not ranked or uncertain rank
SRANK S1=critically imperiled in state, S2=imperiled in state, SX=extirpated,
STATE: SX=extirpated, SE=endangered, ST=threatened, SR=rare, SRE = reintroduced, WL = watch list
FEDERAL: LE=endangered, LT=threatened, C=candidate species

Endangered, Threatened, Rare and Extirpated Plants of Indiana

Species Name	Common Name	GRANK	SRANK	FEDERAL	STATE
Ludwigia decurrens	Primrose Willow	G5	S2		WL
Ludwigia glandulosa	Cylindric-fruited Seedbox	G5	S2		ST
Ludwigia sphaerocarpa	Globe-fruited False-loosestrife	G5	S1		SE
Luzula acuminata	Hairy Woodrush	G5	S1		SE
Lycopodiella inundata	Northern Bog Clubmoss	G5	S1		SE
Lycopodiella subappressa	Northern Appressed Bog Clubmoss	G2	S1		SE
Lycopodium clavatum	Running Pine	G5	S3		WL
Lycopodium dendroideum	Treelike Clubmoss	G5	S1		SE
Lycopodium hickeyi	Hickey's Clubmoss	G5	S2		SR
Lycopodium lucidulum	Shining Clubmoss	G5	S3		WL
Lycopodium obscurum	Tree Clubmoss	G5	S2		SR
Lycopodium tristachyum	Deep-root Clubmoss	G5	S2		SR
Lycopus amplectens	Sessile-leaved Bugleweed	G5	S1		SE
Lygodium palmatum	Climbing Fern	G4	S1		SE
Magnolia acuminata	Cucumber Magnolia	G5	S1		SE
Magnolia tripetala	Umbrella Magnolia	G5	S1		SE
Malaxis unifolia	Green Adder's-mouth	G5	S1		SE
Matteuccia struthiopteris	Ostrich Fern	G5	S2		SR
Mecardonia acuminata	Striped Hedge Hyssop	G5	S1		SE
Melampyrum lineare	American Cow-wheat	G5	S2		SR
Melanthium virginicum	Virginia Bunchflower	G5	S1		SE
Melica mutica	Narrow Melic Grass	G5	S3		WL
Melica nitens	Three-flower Melic Grass	G5	S2		ST
Melothria pendula	Creeping Cucumber	G5?	S1		SE
Menyanthes trifoliata	Buckbean	G5	S3		WL
Mikania scandens	Climbing Hempweed	G5	S1		SE
Milium effusum	Tall Millet-grass	G5	S2		SR
Monarda bradburiana	Eastern Bee-balm	G5	S1		SE
Monotropa hypopithys	American Pinesap	G5	S3		WL
Muhlenbergia capillaris	Long-awn Hairgrass	G5	S1		SE
Muhlenbergia cuspidata	Plains Muhlenbergia	G4	S1		SE
Myosotis laxa	Smaller Forget-me-not	G5	S1		ST
Myosotis macrosperma	Large-seeded Forget-me-not	G5	S3		WL
Myriophyllum pinnatum	Cutleaf Water-milfoil	G5	S1		SE
Myriophyllum tenellum	Slender Water-milfoil	G5	S1		SE

GRANK G1=critically imperiled globally, G2=imperiled globally,G3=rare or uncommon,G4= widespread but with long term concerns, G5=widespread and secure, T ranks indicate taxonomic subunit rank, ? or Q=questionable rank, NR=not ranked or uncertain rank
SRANK S1=critically imperiled in state, S2=imperiled in state, SX=extirpated,
STATE: SX=extirpated, SE=endangered, ST=threatened, SR=rare, SRE = reintroduced, WL = watch list
FEDERAL: LE=endangered, LT=threatened, C=candidate species

Endangered, Threatened, Rare and Extirpated Plants of Indiana

Species Name	Common Name	GRANK	SRANK	FEDERAL	STATE
Myriophyllum verticillatum	Whorled Water-milfoil	G5	S2		SR
Najas gracillima	Thread-like Naiad	G5?	S1		ST
Najas marina	Holly-leaved Naiad	G5	S3		WL
Napaea dioica	Glade Mallow	G4	S2		SR
Nelumbo lutea	American Lotus	G4	S3		WL
Nemopanthus mucronatus	Mountain Holly	G5	S3		WL
Nothoscordum bivalve	Crow-poison	G4	S2		SR
Oenothera perennis	Small Sundrops	G5	S2		SR
Oenothera triloba	Stemless Evening-primrose	G4	SX		SX
Onosmodium hispidissimum	Shaggy False-gromwell	G4	S1		SE
Ophioglossum engelmannii	Limestone Adder's-tongue	G5	S2		SR
Orobanche fasciculata	Clustered Broomrape	G4	S1		SE
Orobanche riparia	Bottomland Broomrape	G5	S2		SE
Oryzopsis asperifolia	White-grained Mountain-ricegrass	G5	S1		SE
Oryzopsis pungens	Slender Mountain-ricegrass	G5	SX		SX
Oryzopsis racemosa	Black-fruit Mountain-ricegrass	G5	S2		SR
Oxalis illinoensis	Illinois Woodsorrel	G4Q	S2		WL
Oxydendrum arboreum	Sourwood	G5	S2		SR
Pachysandra procumbens	Allegheny Spurge	G4G5	S1		SE
Panax quinquefolius	American Ginseng	G3G4	S3		WL
Panax trifolius	Dwarf Ginseng	G5	S2		WL
Panicum annulum	A Panic-grass	GNR	S1		SE
Panicum bicknellii	A Panic-grass	G4?Q	S1		SE
Panicum boreale	Northern Witchgrass	G5	S2		SR
Panicum commonsianum var. addisonii	Commons' Panic-grass	G5TNR	S2		SE
Panicum leibergii	Leiberg's Witchgrass	G5	S2		ST
Panicum lucidum	Shining Panic-grass	GNR	S1		SE
Panicum mattamuskeetense	A Panic-grass	G4?	SX		SX
Panicum rigidulum var. pubescens	Long-leaved Panic-grass	G5T5?	SX		SX
Panicum scoparium	Broom Panic-grass	G5	S1		SE
Panicum subvillosum	A Panic-grass	GNRQ	S1		SE
Panicum verrucosum	Warty Panic-grass	G4	S2		ST
Panicum wilcoxianum	Blood Witchgrass	G5	S2		SR
Panicum yadkinense	A Panic-grass	G4Q	S2		SE
Passiflora incarnata	Purple Passion-flower	G5	S2		SR

GRANK G1=critically imperiled globally, G2=imperiled globally,G3=rare or uncommon,G4= widespread but with long term concerns, G5=widespread and secure, T ranks indicate taxonomic subunit rank, ? or Q=questionable rank, NR=not ranked or uncertain rank
SRANK S1=critically imperiled in state, S2=imperiled in state, SX=extirpated,
STATE: SX=extirpated, SE=endangered, ST=threatened, SR=rare, SRE = reintroduced, WL = watch list
FEDERAL: LE=endangered, LT=threatened, C=candidate species

Endangered, Threatened, Rare and Extirpated Plants of Indiana

Species Name	Common Name	GRANK	SRANK	FEDERAL	STATE
Penstemon canescens	Gray Beardtongue	G4	S2		SE
Penstemon deamii	Deam Beardtongue	G1	S1		SR
Penstemon tubaeflorus	Tube Penstemon	G5	S1		SE
Perideridia americana	Eastern Eulophus	G4	S1		SE
Phacelia covillei	Buttercup scorpionweed	G3	S1		SE
Phacelia ranunculacea	Blue Scorpion-weed	G4	S1		SE
Phlox amplifolia	Large-leaved Phlox	G3G5	S2		SR
Phlox bifida ssp. stellaria	Cleft Phlox	G5?T3	S1		SE
Phlox ovata	Mountain Phlox	G4	S1		SE
Phlox pilosa ssp. deamii		G5T3T4	S1		SE
Phoradendron serotinum	American Mistletoe	G5	S3		WL
Pinus banksiana	Jack Pine	G5	S2		SR
Pinus strobus	Eastern White Pine	G5	S2		SR
Pinus virginiana	Virginia Pine	G5	S3		WL
Plantago cordata	Heart-leaved Plantain	G4	S1		SE
Platanthera ciliaris	Yellow-fringe Orchis	G5	S1		SE
Platanthera clavellata	Small Green Woodland Orchis	G5	S3		WL
Platanthera dilatata	Leafy White Orchis	G5	S1		SE
Platanthera flava var. flava	Southern Rein Orchid	G4?T4?Q	S1		SE
Platanthera flava var. herbiola	Pale Green Orchis	G4?T4Q	S3		WL
Platanthera hookeri	Hooker Orchis	G4	SX		SX
Platanthera hyperborea	Leafy Northern Green Orchis	G5	S2		ST
Platanthera lacera	Green-fringe Orchis	G5	S3		WL
Platanthera leucophaea	Prairie White-fringed Orchid	G2G3	S1	LT	SE
Platanthera orbiculata	Large Roundleaf Orchid	G5	SX		SX
Platanthera peramoena	Purple Fringeless Orchis	G5	S3		WL
Platanthera psycodes	Small Purple-fringe Orchis	G5	S2		SR
Poa alsodes	Grove Meadow Grass	G4G5	S2		SR
Poa cuspidata	Bluegrass	G5	SX		SX
Poa paludigena	Bog Bluegrass	G3	S3		WL
Poa wolfii	Wolf Bluegrass	G4	S2		SR
Pogonia ophioglossoides	Rose Pogonia	G5	S3		WL
Polygala incarnata	Pink Milkwort	G5	S1		SE
Polygala paucifolia	Gay-wing Milkwort	G5	S1		SE
Polygonella articulata	Eastern Jointweed	G5	S2		SR

GRANK G1=critically imperiled globally, G2=imperiled globally,G3=rare or uncommon,G4= widespread but with long term concerns, G5=widespread and secure, T ranks indicate taxonomic subunit rank, ? or Q=questionable rank, NR=not ranked or uncertain rank
SRANK S1=critically imperiled in state, S2=imperiled in state, SX=extirpated,
STATE: SX=extirpated, SE=endangered, ST=threatened, SR=rare, SRE = reintroduced, WL = watch list
FEDERAL: LE=endangered, LT=threatened, C=candidate species

Endangered, Threatened, Rare and Extirpated Plants of Indiana

Species Name	Common Name	GRANK	SRANK	FEDERAL	STATE
Polygonum careyi	Carey's Smartweed	G4	S2		ST
Polygonum cilinode	Fringed Black Bindweed	G5	S1		SE
Polygonum hydropiperoides var. opelousanum	Northeastern Smartweed	G5TNRQ	S2		ST
Polygonum hydropiperoides var. setaceum	Swamp Smartweed	G5	S1		SE
Polypodium polypodioides	Resurrection Fern	G5	S2		SR
Polytaenia nuttallii	Prairie Parsley	G5	S1		SE
Populus balsamifera	Balsam Poplar	G5	SX		SX
Potamogeton bicupulatus	Snail-seed Pondweed	G4	S1		SE
Potamogeton epihydrus	Nuttall Pondweed	G5	S1		SE
Potamogeton friesii	Fries' Pondweed	G4	S1		ST
Potamogeton oakesianus	Oakes Pondweed	G4	S1		SE
Potamogeton praelongus	White-stem Pondweed	G5	S1		ST
Potamogeton pulcher	Spotted Pondweed	G5	S1		SE
Potamogeton pusillus	Slender Pondweed	G5	S2		WL
Potamogeton richardsonii	Redheadgrass	G5	S2		SR
Potamogeton robbinsii	Flatleaf Pondweed	G5	S2		SR
Potamogeton strictifolius	Straight-leaf Pondweed	G5	S1		ST
Potamogeton vaseyi	Vasey's Pondweed	G4	S1		SE
Potentilla anserina	Silverweed	G5	S2		ST
Prenanthes aspera	Rough Rattlesnake-root	G4?	S2		SR
Prenanthes crepidinea	Nodding Rattlesnake-root	G4	S2		WL
Proboscidea louisianica	Louisiana Unicorn-plant	GU	SX		SX
Prunus pensylvanica	Fire Cherry	G5	S2		SR
Psilocarya nitens	Short-beaked Bald-rush	G4?	SX		SX
Psilocarya scirpoides	Long-beaked Baldrush	G4	S2		ST
Psoralea tenuiflora	Few-flowered Scurf-pea	G5	SX		SX
Pteridium aquilinum var. pseudocaudatum	Bracken Fern	G5T5	SX		SX
Pyrola asarifolia	Pink Wintergreen	G5	S1		SE
Pyrola elliptica	Elliptical-leaf Wintergreen	G5	S3		WL
Pyrola rotundifolia var. americana	American Wintergreen	G5	S2		SR
Pyrola secunda	One-sided Wintergreen	G5	SX		SX
Pyrola virens	Greenish-flowered Wintergreen	G5	SX		SX
Quercus falcata var. pagodifolia	Cherry-bark Oak	G5	S3		WL
Quercus lyrata	Overcup Oak	G5	S3		WL

GRANK G1=critically imperiled globally, G2=imperiled globally,G3=rare or uncommon,G4= widespread but with long term concerns, G5=widespread and secure, T ranks indicate taxonomic subunit rank, ? or Q=questionable rank, NR=not ranked or uncertain rank
SRANK S1=critically imperiled in state, S2=imperiled in state, SX=extirpated,
STATE: SX=extirpated, SE=endangered, ST=threatened, SR=rare, SRE = reintroduced, WL = watch list
FEDERAL: LE=endangered, LT=threatened, C=candidate species

Endangered, Threatened, Rare and Extirpated Plants of Indiana

Species Name	Common Name	GRANK	SRANK	FEDERAL	STATE
Quercus prinoides	Dwarf Chinquapin Oak	G5	S1		SE
Ranunculus harveyi	Harvey's Buttercup	G4	S1		SE
Ranunculus laxicaulis	Mississippi Buttercup	G5?	S1		SE
Ranunculus pusillus	Pursh Buttercup	G5	S1		SE
Rhamnus alnifolia	Alderleaf Buckthorn	G5	S3		WL
Rhamnus caroliniana	Carolina Buckthorn	G5	S3		WL
Rhamnus lanceolata	Lance-leaved Buckthorn	G5	S3		WL
Rhexia mariana var. interior	Showy Meadow-beauty	G5T4T5	S3		WL
Rhexia mariana var. mariana	Maryland Meadow Beauty	G5T5	S1		ST
Rhus aromatica var. arenaria	Beach Sumac	G5T3Q	S2		SR
Rhynchospora corniculata var. interior	Short-bristle Horned-rush	G5TNR	S2		ST
Rhynchospora macrostachya	Tall Beaked-rush	G4	S2		SR
Rhynchospora recognita	Globe Beaked-rush	G5?	S1		SE
Ribes hirtellum	Smooth Gooseberry	G5	S3		WL
Rubus alumnus	A Bramble	G5	SX		SX
Rubus centralis	Illinois Blackberry	G2?Q	S1		SE
Rubus deamii	Deam Dewberry	G4?	SX		SX
Rubus depavitus	A Bramble	G5?Q	SX		SX
Rubus enslenii	Southern Dewberry	G4G5Q	S1		SE
Rubus impar	A Bramble	G1G2	SX		SX
Rubus odoratus	Purple Flowering Raspberry	G5	S2		ST
Rubus setosus	Small Bristleberry	G5	S1		SE
Rudbeckia fulgida var. fulgida	Orange Coneflower	G5T4?	S2		WL
Rudbeckia fulgida var. umbrosa	Coneflower	G5T4T5	S1		SE
Sabatia campanulata	Slender Marsh Pink	G5	SX		SX
Sagittaria australis	Longbeak Arrowhead	G5	S2		SR
Salix caroliniana	Carolina Willow	G5	S3		WL
Salix cordata	Heartleaf Willow	G4	S2		ST
Salix serissima	Autumn Willow	G4	S2		ST
Sanguisorba canadensis	Canada Burnet	G5	S1		SE
Sanicula smallii	Small's Snakeroot	G5	S2		SR
Sarracenia purpurea	Northern Pitcher-plant	G5	S3		WL
Satureja glabella var. angustifolia	Calamint	G5	S1		SE
Satureja vulgaris var. neogaea	American Wild Basil	G5	S3		WL
Saxifraga forbesii	Forbes Saxifrage	G4Q	S1		SE

GRANK G1=critically imperiled globally, G2=imperiled globally,G3=rare or uncommon,G4= widespread but with long term concerns, G5=widespread and secure, T ranks indicate taxonomic subunit rank, ? or Q=questionable rank, NR=not ranked or uncertain rank
SRANK S1=critically imperiled in state, S2=imperiled in state, SX=extirpated,
STATE: SX=extirpated, SE=endangered, ST=threatened, SR=rare, SRE = reintroduced, WL = watch list
FEDERAL: LE=endangered, LT=threatened, C=candidate species

Endangered, Threatened, Rare and Extirpated Plants of Indiana

Species Name	Common Name	GRANK	SRANK	FEDERAL	STATE
Saxifraga virginiensis	Virginia Saxifrage	G5	S3		WL
Scheuchzeria palustris ssp. americana	American Scheuchzeria	G5T5	S1		SE
Schizachne purpurascens	Purple Oat	G5	S1		SE
Schoenoplectus hallii	Hall's Bulrush	G2G3	S1		SE
Schoenoplectus smithii	Smith's Bulrush	G5?	S1		SE
Schoenoplectus torreyi	Torrey's Bulrush	G5?	S1		SE
Scirpus expansus	Bulrush	G4	S1		SE
Scirpus purshianus	Weakstalk Bulrush	G4G5	S1		SR
Scirpus subterminalis	Water Bulrush	G4G5	S2		SR
Scleria muehlenbergii	Muehlenberg's Nutrush	G5	S1		SE
Scleria oligantha	Little-headed Nutrush	G5	S3		WL
Scleria pauciflora	Fewflower Nutrush	G5	S3		WL
Scleria reticularis	Reticulated Nutrush	G4	S2		ST
Scutellaria parvula var. australis	Southern Skullcap	G4T4?	S2		WL
Scutellaria parvula var. parvula	Small Skullcap	G4T4	SX		SX
Scutellaria saxatilis	Rock Skullcap	G3	S1		SE
Sedum telephioides	Allegheny Stonecrop	G4	S2		SR
Selaginella apoda	Meadow Spike-moss	G5	S1		WL
Selaginella rupestris	Ledge Spike-moss	G5	S2		ST
Senecio anonymus	Small's Ragwort	G5	S3		WL
Senna obtusifolia	Blunt-leaf Senna	G5	S2		SR
Setaria geniculata	Bristly Foxtail	G5	S3		WL
Shepherdia canadensis	Canada Buffalo-berry	G5	SX		SX
Sida hermaphrodita	Virginia Mallow	G3	S1		SE
Silene ovata	Ovate Catchfly	G3	S1		SE
Silene regia	Royal Catchfly	G3	S2		ST
Sisyrinchium montanum	Strict Blue-eyed-grass	G5	S1		SE
Smilax bona-nox	Saw Greenbrier	G5	S3		WL
Solidago buckleyi	Buckley's Goldenrod	G4	S1		SE
Solidago hispida	Hairy Goldenrod	G5	S3		WL
Solidago ptarmicoides	Prairie Goldenrod	G5	S2		SR
Solidago shortii	Short's Goldenrod	G1	S1	LE	SE
Solidago simplex var. gillmanii	Sticky Goldenrod	G5T3?	S2		ST
Solidago squarrosa	Stout-ragged Goldenrod	G4?	S1		SE
Sorbus decora	Northern Mountain-ash	G4G5	SX		SX

GRANK G1=critically imperiled globally, G2=imperiled globally,G3=rare or uncommon,G4= widespread but with long term concerns, G5=widespread and secure, T ranks indicate taxonomic subunit rank, ? or Q=questionable rank, NR=not ranked or uncertain rank
SRANK S1=critically imperiled in state, S2=imperiled in state, SX=extirpated,
STATE: SX=extirpated, SE=endangered, ST=threatened, SR=rare, SRE = reintroduced, WL = watch list
FEDERAL: LE=endangered, LT=threatened, C=candidate species

Endangered, Threatened, Rare and Extirpated Plants of Indiana

Species Name	Common Name	GRANK	SRANK	FEDERAL	STATE
Sparganium androcladum	Branching Bur-reed	G4G5	S2		ST
Spigelia marilandica	Woodland Pinkroot	G4	S1		SE
Spiranthes lucida	Shining Ladies'-tresses	G5	S2		SR
Spiranthes magnicamporum	Great Plains Ladies'-tresses	G4	S1		SE
Spiranthes ochroleuca	Yellow Nodding Ladies'-tresses	G4	S2		ST
Spiranthes ovalis	Lesser Ladies'-tresses	G5?	S3		WL
Spiranthes romanzoffiana	Hooded Ladies'-tresses	G5	S1		ST
Spiranthes tuberosa	Little Ladies'-tresses	G5	S3		WL
Spiranthes vernalis	Grassleaf Ladies'-tresses	G5	S2		WL
Stachys clingmanii	Clingman Hedge-nettle	G2	S1		SE
Stenanthium gramineum	Eastern Featherbells	G4G5	S1		ST
Stipa avenacea	Blackseed Needlegrass	G5	S2		SR
Stipa comata	Sewing Needlegrass	G5	SX		SX
Strophostyles leiosperma	Slick-seed Wild-bean	G5	S2		ST
Styrax americanus	American Snowbell	G5	S3		WL
Styrax grandifolius	Large-leaf Snowbell	G5	S1		SE
Sullivantia sullivantii	Sullivantia	G4	S2		ST
Synandra hispidula	Gyandotte Beauty	G4	S3		WL
Talinum rugospermum	Prairie Fame-flower	G3G4	S2		ST
Taxodium distichum	Bald Cypress	G5	S2		ST
Taxus canadensis	American Yew	G5	S1		SE
Thalictrum pubescens	Tall Meadowrue	G5	S2		ST
Thuja occidentalis	Northern White Cedar	G5	S1		SE
Tofieldia glutinosa	False Asphodel	G4G5	S2		SR
Trachelospermum difforme	Climbing Dogbane	G4G5	S2		SR
Tragia cordata	Heart-leaved Noseburn	G4	S2		WL
Trautvetteria caroliniensis	Carolina Tassel-rue	G5	SX		SX
Triadenum tubulosum	Large Marsh St. John's-wort	G4?	S3		WL
Triadenum walteri	Walter's St. John's-wort	G5	S3		WL
Trichomanes boschianum	Filmy Fern	G4	S1		SE
Trichostema dichotomum	Forked Bluecurl	G5	S2		SR
Trifolium reflexum var. glabrum	Buffalo Clover	G5T2T4Q	S1		SE
Trifolium stoloniferum	Running Buffalo Clover	G3	S1	LE	SE
Triglochin palustris	Marsh Arrow-grass	G5	S2		SR
Trillium cernuum var. macranthum	Nodding Trillium	G5T4	S1		SE

GRANK G1=critically imperiled globally, G2=imperiled globally,G3=rare or uncommon,G4= widespread but with long term concerns, G5=widespread and secure, T ranks indicate taxonomic subunit rank, ? or Q=questionable rank, NR=not ranked or uncertain rank
SRANK S1=critically imperiled in state, S2=imperiled in state, SX=extirpated,
STATE: SX=extirpated, SE=endangered, ST=threatened, SR=rare, SRE = reintroduced, WL = watch list
FEDERAL: LE=endangered, LT=threatened, C=candidate species

Endangered, Threatened, Rare and Extirpated Plants of Indiana

Species Name	Common Name	GRANK	SRANK	FEDERAL	STATE
Tripsacum dactyloides	Northern Gama-grass	G5	S3		WL
Tsuga canadensis	Eastern Hemlock	G4G5	S3		WL
Utricularia cornuta	Horned Bladderwort	G5	S2		ST
Utricularia geminiscapa	Hidden-fruited Bladderwort	G4G5	S1		SE
Utricularia intermedia	Flatleaf Bladderwort	G5	S3		WL
Utricularia minor	Lesser Bladderwort	G5	S1		ST
Utricularia purpurea	Purple Bladderwort	G5	S2		SR
Utricularia radiata	Small Swollen Bladderwort	G4	S1		SE
Utricularia resupinata	Northeastern Bladderwort	G4	S1		SE
Utricularia subulata	Zigzag Bladderwort	G5	S2		ST
Uvularia perfoliata	Bellwort	G5	S1		SE
Vaccinium arboreum	Farkleberry	G5	S3		WL
Vaccinium macrocarpon	Large Cranberry	G4	S3		WL
Vaccinium myrtilloides	Velvetleaf Blueberry	G5	S1		SE
Vaccinium oxycoccos	Small Cranberry	G5	S2		ST
Valeriana edulis	Hairy Valerian	G5	S1		SE
Valeriana uliginosa	Marsh Valerian	G4Q	S1		SE
Valerianella chenopodiifolia	Goose-foot Corn-salad	G5	S1		SE
Veratrum woodii	False Hellebore	G5	S3		WL
Verbesina virginica	White Crownbeard	G5?	S1		SE
Veronica americana	American Speedwell	G5	SX		SX
Viburnum cassinoides	Northern Wild-raisin	G5T5	S1		SE
Viburnum molle	Softleaf Arrow-wood	G5	S2		SR
Viburnum opulus var. americanum	Highbush-cranberry	G5T5	S1		SE
Viola blanda	Smooth White Violet	G4G5	S3		WL
Viola egglestonii	Eggleston's Violet	G4	S1		SE
Viola hirsutula	Southern Wood Violet	G4	SX		SX
Viola pedatifida	Prairie Violet	G5	S2		ST
Viola primulifolia	Primrose-leaf Violet	G5	S2		ST
Viola pubescens	Downy Yellow Violet	G5	S3		WL
Vitis palmata	Catbird Grape	G4	S2		SR
Vitis rupestris	Sand Grape	G3	S1		SE
Vittaria appalachiana	Appalachian Vittaria	G4	S2		SR
Waldsteinia fragarioides	Barren Strawberry	G5	S2		SR
Wisteria macrostachya	Kentucky Wisteria	G5	S2		SR

GRANK G1=critically imperiled globally, G2=imperiled globally,G3=rare or uncommon,G4= widespread but with long term concerns, G5=widespread and secure, T ranks indicate taxonomic subunit rank, ? or Q=questionable rank, NR=not ranked or uncertain rank
SRANK S1=critically imperiled in state, S2=imperiled in state, SX=extirpated,
STATE: SX=extirpated, SE=endangered, ST=threatened, SR=rare, SRE = reintroduced, WL = watch list
FEDERAL: LE=endangered, LT=threatened, C=candidate species

Endangered, Threatened, Rare and Extirpated Plants of Indiana

Species Name	Common Name	GRANK	SRANK	FEDERAL	STATE
Wolffiella gladiata	Sword Bogmat	G5	S1		SE
Woodwardia areolata	Netted Chainfern	G5	S2		SR
Xyris difformis	Carolina Yellow-eyed Grass	G5	S2		ST
Zannichellia palustris	Horned Pondweed	G5	S2		SR
Zigadenus elegans var. glaucus	White Camas	G5T4T5	S2		SR
Zizia aptera	Golden Alexanders	G5	S2		SR

GRANK G1=critically imperiled globally, G2=imperiled globally,G3=rare or uncommon,G4= widespread but with long term concerns, G5=widespread and secure, T ranks indicate taxonomic subunit rank, ? or Q=questionable rank, NR=not ranked or uncertain rank
SRANK S1=critically imperiled in state, S2=imperiled in state, SX=extirpated,
STATE: SX=extirpated, SE=endangered, ST=threatened, SR=rare, SRE = reintroduced, WL = watch list
FEDERAL: LE=endangered, LT=threatened, C=candidate species

Appendix G

Site-Wide Analytical Data

Appendix G.1

Soil Quality Data

APPENDIX G.1

SOIL QUALITY DATA
RFI REPORT
FORMER MANUAL TRANSMISSIONS OF MUNCIE FACILITY
MUNCIE, INDIANA

AOI		*IDEM*	*IDEM*	*IDEM*	*AOI 1*	*AOI 1*	*AOI 1*	*AOI 2*
Sample Location		*Residential*	*Com./Ind.*	*Excavation*	*BH1-11*	*BH1-11*	*BH1-11*	*BH2-11*
Sample Identification		*Migration to GW*	*Direct Contact*	*Direct Contact*	*S-017324-112911-TP-134*	*S-017324-112911-TP-135*	*S-017324-112911-TP-136*	*S-017324-113011-TP-137*
Sample Date		*a*	*b*	*c*	*11/29/2011*	*11/29/2011*	*11/29/2011*	*11/30/2011*
Sample Depth					*(1-2) ft BGS*	*(6-8) ft BGS*	*(8-10) ft BGS*	*(6-8) ft BGS*
Sample Type	*Units*							
Volatile Organic Compounds (VOCs)								
Acetone	mg/kg	49	100000	100000	0.0092 U	0.027	0.011	0.009 U
Benzene	mg/kg	0.051	54	750	0.0023 U	0.0027 U	0.0023 U	0.0022 U
Benzyl alcohol	mg/kg	7.3	62000	100000	-	-	-	-
Bromodichloromethane	mg/kg	0.43	14	930	0.0023 U	0.0027 U	0.0023 U	0.0022 U
Bromoform	mg/kg	0.42	2200	20000	0.0023 U	0.0027 U	0.0023 U	0.0022 U
Bromomethane (Methyl bromide)	mg/kg	0.035	32	54	0.0023 U	0.0027 U	0.0023 U	0.0022 U
2-Butanone (Methyl ethyl ketone) (MEK)	mg/kg	21	28000	28000	0.0092 U	0.011 U	0.0093 U	0.009 U
Carbon disulfide	mg/kg	4.2	740	740	0.0023 U	0.00029 J	0.0023 U	0.0022 U
Carbon tetrachloride	mg/kg	0.039	30	460	0.0023 U	0.0027 U	0.0023 U	0.0022 U
4-Chloroaniline	mg/kg	0.027	86	4200	-	-	-	-
Chlorobenzene	mg/kg	1.4	760	760	0.0023 U	0.0027 U	0.0023 U	0.0022 U
Chloroethane	mg/kg	120	2100	2100	0.0023 U	0.0015 J	0.0023 U	0.0022 U
2-Chloroethyl vinyl ether	mg/kg	nc	nc	nc	-	-	-	-
Chloroform (Trichloromethane)	mg/kg	0.44	15	1800	0.0023 U	0.0027 U	0.0023 U	0.0022 U
Chloromethane (Methyl chloride)	mg/kg	0.98	500	840	0.0023 U	0.0027 U	0.0023 U	0.0022 U
Cyclohexane	mg/kg	270	120	120	0.0046 U	0.0036 J	0.0047 U	0.0045 U
Dibenzofuran	mg/kg	2.1	1000	1700	-	-	-	-
1,2-Dibromo-3-chloropropane (DBCP)	mg/kg	0.0017	0.69	44	0.0046 U	0.0054 U	0.0047 U	0.0045 U
Dibromochloromethane	mg/kg	0.43	33	800	0.0023 U	0.0027 U	0.0023 U	0.0022 U
1,2-Dibromoethane (Ethylene dibromide)	mg/kg	0.00028	1.7	180	0.0023 U	0.0027 U	0.0023 U	0.0022 U
1,2-Dichlorobenzene	mg/kg	12	380	380	0.0023 U	0.0027 U	0.0023 U	0.0022 U
1,3-Dichlorobenzene	mg/kg	nc	nc	nc	0.0023 U	0.0027 U	0.0023 U	0.0022 U
1,4-Dichlorobenzene	mg/kg	1.4	120	17000	0.0023 U	0.0027 U	0.0023 U	0.0022 U
Dichlorodifluoromethane (CFC-12)	mg/kg	5.7	400	670	0.0023 U	0.0027 U	0.0023 U	0.0022 U
Dichloroethane	mg/kg	nc	nc	nc	-	-	-	-
1,1-Dichloroethane	mg/kg	0.14	170	1700	0.0021 J	0.0021 J	0.0013 J	0.0022 U
1,2-Dichloroethane	mg/kg	0.028	22	250	0.00052 J	0.00027 J	0.00036 J	0.0022 U
Dichloroethene	mg/kg	nc	nc	nc	-	-	-	-
1,2-Dichloroethene (total)	mg/kg	0.76	1300	1300	-	-	-	-
1,1-Dichloroethene	mg/kg	0.05	1100	1200	0.0023 U	0.0027 U	0.0023 U	0.0022 U
cis-1,2-Dichloroethene	mg/kg	0.41	2000	2400	0.0023 U	0.0015 J	0.0023 U	0.0022 U
trans-1,2-Dichloroethene	mg/kg	0.59	690	1200	0.0023 U	0.0027 U	0.0023 U	0.0022 U
1,2-Dichloropropane	mg/kg	0.033	47	120	0.0023 U	0.0027 U	0.0023 U	0.0022 U
cis-1,3-Dichloropropene	mg/kg	nc	nc	nc	0.0023 U	0.0027 U	0.0023 U	0.0022 U
trans-1,3-Dichloropropene	mg/kg	nc	nc	nc	0.0023 U	0.0027 U	0.0023 U	0.0022 U
Ethylbenzene	mg/kg	16	270	480	0.0023 U	0.005	0.0023 U	0.0022 U
2-Hexanone	mg/kg	0.16	1400	2300	0.0092 U	0.011 U	0.0093 U	0.009 U
Isopropyl benzene	mg/kg	13	270	270	0.0023 U	0.0024 J	0.0023 U	0.0022 U
Methyl acetate	mg/kg	66	29000	29000	0.0046 U	0.0054 U	0.0047 U	0.0045 U
Methyl cyclohexane	mg/kg	nc	nc	nc	0.0046 U	0.0065	0.0047 U	0.0045 U
Methyl tert butyl ether (MTBE)	mg/kg	0.54	2200	8900	0.0092 U	0.011 U	0.0093 U	0.009 U
4-Methyl-2-pentanone (MIBK)	mg/kg	4.5	3400	3400	0.0092 U	0.011 U	0.0093 U	0.009 U
Methylene chloride	mg/kg	0.025	3100	3300	0.0023 U	0.0027 U	0.0023 U	0.0022 U
Styrene	mg/kg	2.2	870	870	0.0023 U	0.0027 U	0.0023 U	0.0022 U
1,1,2,2-Tetrachloroethane	mg/kg	0.0052	28	1900	0.0023 U	0.0027 U	0.0023 U	0.0022 U
Tetrachloroethene	mg/kg	0.045	170	170	0.0018 J	0.0025 J	0.0023	0.0022 U

APPENDIX G.1

SOIL QUALITY DATA
RFI REPORT
FORMER MANUAL TRANSMISSIONS OF MUNCIE FACILITY
MUNCIE, INDIANA

AOI		*IDEM*	*IDEM*	*IDEM*	*AOI 1*	*AOI 1*	*AOI 1*	*AOI 2*
Sample Location		*Residential*	*Com./Ind.*	*Excavation*	*BH1-11*	*BH1-11*	*BH1-11*	*BH2-11*
Sample Identification		*Migration to GW*	*Direct Contact*	*Direct Contact*	*S-017324-112911-TP-134*	*S-017324-112911-TP-135*	*S-017324-112911-TP-136*	*S-017324-113011-TP-137*
Sample Date		*a*	*b*	*c*	*11/29/2011*	*11/29/2011*	*11/29/2011*	*11/30/2011*
Sample Depth					*(1-2) ft BGS*	*(6-8) ft BGS*	*(8-10) ft BGS*	*(6-8) ft BGS*
Sample Type	*Units*							
VOCs (Continued)								
Toluene	mg/kg	14	820	820	0.00034 J	0.011	0.00028 J	0.0022 U
1,2,4-Trichlorobenzene	mg/kg	4.1	270	400	0.0023 U	0.0027 U	0.0023 U	0.0022 U
Trichloroethane	mg/kg	nc	nc	nc	-	-	-	-
1,1,1-Trichloroethane	mg/kg	1.4	640	640	0.0015 J	0.0027 U	0.0023 U	0.0022 U
1,1,2-Trichloroethane	mg/kg	0.032	6.8	11	0.0023 U	0.0027 U	0.0023 U	0.0022 U
Trichloroethene	mg/kg	0.036	20	34	0.0003 J	0.001 J	0.0013 J	0.0022 U
Trichlorofluoromethane (CFC-11)	mg/kg	14	1200	1200	0.0023 U	0.0027 U	0.0023 U	0.0022 U
Trifluorotrichloroethane (Freon 113)	mg/kg	2600	910	910	0.0023 U	0.0027 U	0.0023 U	0.0022 U
Vinyl acetate	mg/kg	1.7	2800	2800	-	-	-	-
Vinyl chloride	mg/kg	0.014	17	660	0.0023 U	0.0027 U	0.0023 U	0.0022 U
Xylenes (total)	mg/kg	200	260	260	0.0046 U	0.025	0.0047 U	0.0045 U
Semi-Volatile Organic Compounds (SVOCs)								
Acenaphthene	mg/kg	82	33000	55000	0.0073 U	0.41 U	0.0075 U	0.0073 U
Acenaphthylene	mg/kg	nc	nc	nc	0.0073 U	0.41 U	0.0075 U	0.0073 U
Acetophenone	mg/kg	9.1	2500	2500	0.11 U	6.1 U	0.11 U	0.11 U
Anthracene	mg/kg	860	100000	100000	0.0073 U	0.41 U	0.0075 U	0.0073 U
Atrazine	mg/kg	0.039	75	4200	0.22 U	12 U	0.23 U	0.22 U
Benzaldehyde	mg/kg	6.7	1200	1200	0.11 U	6.1 U	0.11 U	0.11 U
Benzo(a)anthracene	mg/kg	2.1	21	1300	0.0073 U	0.41 U	0.0075 U	0.0073 U
Benzo(a)pyrene	mg/kg	4.7	2.1	130	0.0073 U	0.41 U	0.0075 U	0.0073 U
Benzo(b)fluoranthene	mg/kg	7	21	1300	0.0073 U	0.41 U	0.0075 U	0.0073 U
Benzo(g,h,i)perylene	mg/kg	nc	nc	nc	0.0073 U	0.41 U	0.013	0.0073 U
Benzo(k)fluoranthene	mg/kg	68	210	13000	0.0073 U	0.41 U	0.0075 U	0.0073 U
Benzoic acid	mg/kg	270	100000	100000	-	-	-	-
Biphenyl (1,1-Biphenyl)	mg/kg	0.17	210	350	0.055 U	3.1 U	0.056 U	0.054 U
4-Bromophenyl phenyl ether	mg/kg	nc	nc	nc	0.055 U	3.1 U	0.056 U	0.054 U
Butyl benzylphthalate (BBP)	mg/kg	41	9100	100000	0.055 U	3.1 U	0.056 U	0.054 U
Caprolactam	mg/kg	38	100000	100000	0.36 U	20 U	0.37 U	0.36 U
Carbazole	mg/kg	nc	nc	nc	0.055 U	3.1 U	0.056 U	0.054 U
4-Chloro-3-methylphenol	mg/kg	26	62000	100000	0.16 U	9.2 U	0.17 U	0.16 U
4-Chloroaniline	mg/kg	0.027	86	4200	0.16 U	9.2 U	0.17 U	0.16 U
bis(2-Chloroethoxy)methane	mg/kg	0.21	1800	3100	0.11 U	6.1 U	0.11 U	0.11 U
bis(2-Chloroethyl)ether	mg/kg	0.00063	10	750	0.11 U	6.1 U	0.11 U	0.11 U
2-Chloronaphthalene	mg/kg	57	82000	100000	0.055 U	3.1 U	0.056 U	0.054 U
2-Chlorophenol	mg/kg	1.2	5100	8600	0.055 U	3.1 U	0.056 U	0.054 U
4-Chlorophenyl phenyl ether	mg/kg	nc	nc	nc	0.055 U	3.1 U	0.056 U	0.054 U
Chrysene	mg/kg	210	2100	100000	0.0073 U	0.41 U	0.0075 U	0.0073 U
Dibenz(a,h)anthracene	mg/kg	2.2	2.1	130	0.0073 U	0.41 U	0.0075 U	0.0073 U
Dibenzofuran	mg/kg	2.1	1000	1700	0.055 U	3.1 U	0.056 U	0.054 U
1,2-Dichlorobenzene	mg/kg	12	380	380	-	-	-	-
1,3-Dichlorobenzene	mg/kg	nc	nc	nc	-	-	-	-
1,4-Dichlorobenzene	mg/kg	1.4	120	17000	-	-	-	-
3,3'-Dichlorobenzidine	mg/kg	0.14	38	2200	0.11 U	6.1 U	0.11 U	0.11 U
2,4-Dichlorophenol	mg/kg	0.83	1800	3100	0.16 U	9.2 U	0.17 U	0.16 U
Diethyl phthalate	mg/kg	90	100000	100000	0.055 U	3.1 U	0.056 U	0.054 U

APPENDIX G.1

SOIL QUALITY DATA
RFI REPORT
FORMER MANUAL TRANSMISSIONS OF MUNCIE FACILITY
MUNCIE, INDIANA

AOI		*IDEM*	*IDEM*	*IDEM*	*AOI 1*	*AOI 1*	*AOI 1*	*AOI 2*
Sample Location		*Residential*	*Com./Ind.*	*Excavation*	*BH1-11*	*BH1-11*	*BH1-11*	*BH2-11*
Sample Identification		*Migration to GW*	*Direct Contact*	*Direct Contact*	*S-017324-112911-TP-134*	*S-017324-112911-TP-135*	*S-017324-112911-TP-136*	*S-017324-113011-TP-137*
Sample Date		*a*	*b*	*c*	*11/29/2011*	*11/29/2011*	*11/29/2011*	*11/30/2011*
Sample Depth					*(1-2) ft BGS*	*(6-8) ft BGS*	*(8-10) ft BGS*	*(6-8) ft BGS*
Sample Type	*Units*							
SVOCs (Continued)								
Dimethyl phthalate	mg/kg	nc	nc	nc	0.055 U	3.1 U	0.056 U	0.054 U
2,4-Dimethylphenol	mg/kg	6.4	12000	20000	0.16 U	9.2 U	0.17 U	0.16 U
Di-n-butylphthalate (DBP)	mg/kg	34	62000	100000	0.055 U	3.1 U	0.056 U	0.054 U
4,6-Dinitro-2-methylphenol	mg/kg	0.041	49	82	0.16 U	9.2 U	0.17 U	0.16 U
2,4-Dinitrophenol	mg/kg	0.67	1200	2000	0.36 U	20 U	0.37 U	0.36 U
2,4-Dinitrotoluene	mg/kg	0.054	55	2000	0.22 U	12 U	0.23 U	0.22 U
2,6-Dinitrotoluene	mg/kg	0.012	12	310	0.22 U	12 U	0.23 U	0.22 U
Di-n-octyl phthalate (DnOP)	mg/kg	900	6200	10000	0.055 U	3.1 U	0.056 U	0.054 U
bis(2-Ethylhexyl)phthalate (DEHP)	mg/kg	29	1200	20000	0.04 J	3.1 U	0.031 J	0.054 U
Fluoranthene	mg/kg	1400	22000	37000	0.0073 U	0.41 U	0.0075 U	0.0073 U
Fluorene	mg/kg	81	22000	37000	0.0073 U	0.41 U	0.0075 U	0.0073 U
Hexachlorobenzene	mg/kg	0.25	11	630	0.0073 U	0.41 U	0.0075 U	0.0073 U
Hexachlorobutadiene	mg/kg	0.1	220	1000	0.055 U	3.1 U	0.056 U	0.054 U
Hexachlorocyclopentadiene	mg/kg	3.1	3700	6200	0.36 U	20 U	0.37 U	0.36 U
Hexachloroethane	mg/kg	0.062	430	730	0.055 U	3.1 U	0.056 U	0.054 U
Indeno(1,2,3-cd)pyrene	mg/kg	40	21	1300	0.0073 U	0.41 U	0.0075 U	0.0073 U
Isophorone	mg/kg	4.4	18000	100000	0.055 U	3.1 U	0.056 U	0.054 U
2-Methylnaphthalene	mg/kg	2.8	2200	3700	0.0073 U	0.41 U	0.0072 J	0.0073 U
2-Methylphenol	mg/kg	12	31000	52000	0.22 U	12 U	0.23 U	0.22 U
3&4-Methylphenol	mg/kg	nc	nc	nc	0.44 U	25 U	0.45 U	0.44 U
4-Methylphenol	mg/kg	22	62000	100000	-	-	-	-
Naphthalene	mg/kg	0.092	180	1000	0.0073 U	0.41 U	0.0075 U	0.0073 U
2-Nitroaniline	mg/kg	1.3	6000	9900	0.22 U	12 U	0.23 U	0.22 U
3-Nitroaniline	mg/kg	nc	nc	nc	0.22 U	12 U	0.23 U	0.22 U
4-Nitroaniline	mg/kg	0.28	860	4200	0.22 U	12 U	0.23 U	0.22 U
Nitrobenzene	mg/kg	0.016	240	2000	0.11 U	6.1 U	0.11 U	0.11 U
2-Nitrophenol	mg/kg	nc	nc	nc	0.055 U	3.1 U	0.056 U	0.054 U
4-Nitrophenol	mg/kg	nc	nc	nc	0.36 U	20 U	0.37 U	0.36 U
N-Nitrosodi-n-propylamine	mg/kg	0.0014	2.5	140	0.055 U	3.1 U	0.056 U	0.054 U
N-Nitrosodiphenylamine	mg/kg	11	3500	100000	0.055 U	3.1 U	0.056 U	0.054 U
N-Nitrosodimethylamine	mg/kg	2.1e-005	0.34	8.2	-	-	-	-
2,2'-Oxybis(1-chloropropane)	mg/kg	0.023	220	1000	0.11 U	6.1 U	0.11 U	0.11 U
Pentachlorophenol	mg/kg	0.2	27	2000	0.16 U	9.2 U	0.17 U	0.16 U
Phenanthrene	mg/kg	nc	nc	nc	0.0073 U	0.37 J	0.0075 U	0.0073 U
Phenol	mg/kg	52	100000	100000	0.055 U	3.1 U	0.056 U	0.054 U
Pyrene	mg/kg	190	17000	28000	0.0073 U	0.41 U	0.012	0.0073 U
1,2,4-Trichlorobenzene	mg/kg	4.1	270	400	-	-	-	-
2,4,5-Trichlorophenol	mg/kg	67	62000	100000	0.16 U	9.2 U	0.17 U	0.16 U
2,4,6-Trichlorophenol	mg/kg	0.68	620	1000	0.16 U	9.2 U	0.17 U	0.16 U

APPENDIX G.1

SOIL QUALITY DATA
RFI REPORT
FORMER MANUAL TRANSMISSIONS OF MUNCIE FACILITY
MUNCIE, INDIANA

AOI		*IDEM*	*IDEM*	*IDEM*	*AOI 1*	*AOI 1*	*AOI 1*	*AOI 2*
Sample Location		*Residential*	*Com./Ind.*	*Excavation*	*BH1-11*	*BH1-11*	*BH1-11*	*BH2-11*
Sample Identification		*Migration to GW*	*Direct Contact*	*Direct Contact*	*S-017324-112911-TP-134*	*S-017324-112911-TP-135*	*S-017324-112911-TP-136*	*S-017324-113011-TP-137*
Sample Date		*a*	*b*	*c*	*11/29/2011*	*11/29/2011*	*11/29/2011*	*11/30/2011*
Sample Depth					*(1-2) ft BGS*	*(6-8) ft BGS*	*(8-10) ft BGS*	*(6-8) ft BGS*
Sample Type	*Units*							
Polychlorinated Biphenyls (PCBs)								
Aroclor-1016 (PCB-1016)	mg/kg	2.1	37	63	0.036 U	0.41 U	0.037 U	0.036 U
Aroclor-1221 (PCB-1221)	mg/kg	0.014	5.4	390	0.036 U	0.41 U	0.037 U	0.036 U
Aroclor-1232 (PCB-1232)	mg/kg	0.014	5.4	73	0.036 U	0.41 U	0.037 U	0.036 U
Aroclor-1242 (PCB-1242)	mg/kg	1.1	7.4	460	0.036 U	0.41 U	0.037 U	0.036 U
Aroclor-1248 (PCB-1248)	mg/kg	1	7.4	460	0.036 U	0.41 U	0.037 U	0.036 U
Aroclor-1254 (PCB-1254)	mg/kg	1.6	7.4	18	0.036 U	0.41 U	0.037 U	0.036 U
Aroclor-1260 (PCB-1260)	mg/kg	4.8	7.4	460	0.036 U	0.41 U	0.037 U	0.036 U
Total PCBs	mg/kg	1.6	7.4	460	ND	ND	ND	ND
Total Petroleum Hydrocarbons (TPH)								
Total Petroleum Hydrocarbons - Diesel	mg/kg	nc	nc	nc	-	-	-	-
Total Petroleum Hydrocarbons - Gas	mg/kg	nc	nc	nc	-	-	-	-
Total Petroleum Hydrocarbons - Oil	mg/kg	nc	nc	nc	-	-	-	-
Total Petroleum Hydrocarbons	mg/kg	nc	nc	nc	-	-	-	-
Total Petroleum Hydrocarbons - Purgeable (GRO)	mg/kg	nc	nc	nc	-	-	-	-
Total Petroleum Hydrocarbons (C10-C20)	mg/kg	nc	nc	nc	-	-	-	-
Total Petroleum Hydrocarbons (C20-C34)	mg/kg	nc	nc	nc	-	-	-	-
Total Petroleum Hydrocarbons (C6-C10) GRO	mg/kg	nc	nc	nc	-	-	-	-
Metals								
Aluminum	mg/kg	480000	100000	100000	2900	7000	6400	3500
Antimony	mg/kg	5.4	410	690	1.0 U	1.1 U	0.86 U	0.75 U
Arsenic	mg/kg	5.9	24	640	4.7	**7.1**[a]	4.5	4.3
Barium	mg/kg	1700	100000	100000	16 J	63	52	35
Beryllium	mg/kg	63	2000	3300	0.070 J	0.25 J	0.27 J	0.19 J
Cadmium	mg/kg	7.5	800	1300	0.19 J	0.32	0.14 J	0.11 J
Calcium	mg/kg	nc	nc	nc	46000	48000	39000	120000
Chromium	mg/kg	1000000	nc	nc	6.2	13	11	7.0
Chromium VI (hexavalent)	mg/kg	0.12	56	2400	-	-	-	-
Cobalt	mg/kg	4.3	300	520	3.2 J	**7.2**[a]	**6.4**[a]	3.0 J
Copper	mg/kg	920	41000	69000	11	17	13	10
Iron	mg/kg	5600	100000	100000	**8400**[a]	**16000**[a]	**13000**[a]	**8200**[a]
Lead	mg/kg	270	800	1000	5.6	8.5	6.6	4.0
Magnesium	mg/kg	nc	nc	nc	33000	33000	35000	48000
Manganese	mg/kg	420	23000	39000	320	290	270	180
Mercury	mg/kg	2.1	3.1	3.1	0.079 U	0.098 U	0.019 J	0.084 U
Nickel	mg/kg	390	20000	32000	9.7	20	17	8.8
Potassium	mg/kg	nc	nc	nc	550	1000	1600	600
Selenium	mg/kg	5.3	5100	8600	0.50 U	0.56 U	0.43 U	0.38 U
Silver	mg/kg	12	5100	8600	0.50 U	0.56 U	0.43 U	0.38 U
Sodium	mg/kg	nc	nc	nc	500 U	560 U	100 J	110 J
Thallium	mg/kg	2.9	10	17	1.0 U	**1.3**	0.86 U	0.75 U
Vanadium	mg/kg	1300	5100	8700	11	21	15	10
Zinc	mg/kg	5900	100000	100000	33	56	38	29

APPENDIX G.1

SOIL QUALITY DATA
RFI REPORT
FORMER MANUAL TRANSMISSIONS OF MUNCIE FACILITY
MUNCIE, INDIANA

AOI		*IDEM*	*IDEM*	*IDEM*	*AOI 1*	*AOI 1*	*AOI 1*	*AOI 2*
Sample Location		***Residential***	***Com./Ind.***	***Excavation***	***BH1-11***	***BH1-11***	***BH1-11***	***BH2-11***
Sample Identification		***Migration to GW***	***Direct Contact***	***Direct Contact***	***S-017324-112911-TP-134***	***S-017324-112911-TP-135***	***S-017324-112911-TP-136***	***S-017324-113011-TP-137***
Sample Date		***a***	***b***	***c***	***11/29/2011***	***11/29/2011***	***11/29/2011***	***11/30/2011***
Sample Depth					***(1-2) ft BGS***	***(6-8) ft BGS***	***(8-10) ft BGS***	***(6-8) ft BGS***
Sample Type	***Units***							
General Chemistry								
Carbonate (as CaCO3)	mg/kg	nc	nc	nc	-	-	-	-
Chloride	mg/kg	nc	nc	nc	-	-	-	-
Chloride	s.u.	nc	nc	nc	-	-	-	-
Cyanide (total)	mg/kg	40	140	230	-	-	-	-
N-Hexane extractable material	mg/kg	nc	nc	nc	-	-	-	-
Percent moisture	%	nc	nc	nc	-	-	-	-
pH	s.u.	nc	nc	nc	-	-	-	-
Saturated aliphatic hydrocarbons	mg/kg	nc	nc	nc	-	-	-	-
Sulfate	mg/kg	nc	nc	nc	-	-	-	-
Total solids	%	nc	nc	nc	-	-	-	-

Notes
mg/kg - Milligrams per kilogram
"-" - No value
U - Not detected at the associated reporting limit
J - Estimated concentration
UJ - Not detected; associated reporting limit is estimated
R - Rejected
s.u. - Standard units
nc - No criteria
ND - Non Detect (calculation)
BOLD[abc] Concentration exceeds associated screening level
IDEM Appendix A: Screening Levels Remedation Closure Guide - March 25, 2014
a - Exceeds IDEM residential migration to ground water screening levels
b - Exceeds IDEM commercial/industrial direct contact screening levels
c - Exceeds IDEM excavation direct contact screening levels

APPENDIX G.1

SOIL QUALITY DATA
RFI REPORT
FORMER MANUAL TRANSMISSIONS OF MUNCIE FACILITY
MUNCIE, INDIANA

AOI		*AOI 2*	*AOI 2*	*AOI 3*	*AOI 3*	*AOI 3*	*AOI 3*
Sample Location		*BH2-11*	*BH2-11*	*MW45-11*	*MW45-11*	*BH4-11*	*BH6-11*
Sample Identification		*S-017324-113011-TP-138*	*S-017324-113011-TP-139*	*S-017324-111711-TP-004*	*S-017324-111711-TP-005*	*S-017324-112211-TP-075*	*S-017324-112211-TP-073*
Sample Date		*11/30/2011*	*11/30/2011*	*11/17/2011*	*11/17/2011*	*11/22/2011*	*11/22/2011*
Sample Depth		*(6-8) ft BGS*	*(8-10) ft BGS*	*(6-8) ft BGS*	*(12-14) ft BGS*	*(10-12) ft BGS*	*(10-12) ft BGS*
Sample Type	*Units*	*Duplicate*					
Volatile Organic Compounds (VOCs)							
Acetone	mg/kg	0.0074 U	0.0081 U	0.0093 U	0.01 U	0.0086 U	0.011 U
Benzene	mg/kg	0.0019 U	0.002 U	0.0023 U	0.0025 U	0.0022 U	0.0026 U
Benzyl alcohol	mg/kg	-	-	-	-	-	-
Bromodichloromethane	mg/kg	0.0019 U	0.002 U	0.0023 U	0.0025 U	0.0022 U	0.0026 U
Bromoform	mg/kg	0.0019 U	0.002 U	0.0023 U	0.0025 U	0.0022 U	0.0026 U
Bromomethane (Methyl bromide)	mg/kg	0.0019 U	0.002 U	0.0023 U	0.0025 U	0.0022 U	0.0026 U
2-Butanone (Methyl ethyl ketone) (MEK)	mg/kg	0.0074 U	0.0081 U	0.0093 U	0.01 U	0.0086 U	0.011 U
Carbon disulfide	mg/kg	0.0019 U	0.002 U	0.0023 U	0.0025 U	0.0022 U	0.0026 U
Carbon tetrachloride	mg/kg	0.0019 U	0.002 U	0.0023 U	0.0025 U	0.0022 U	0.00081 J
4-Chloroaniline	mg/kg	-	-	-	-	-	-
Chlorobenzene	mg/kg	0.0019 U	0.002 U	0.0023 U	0.0025 U	0.0022 U	0.0026 U
Chloroethane	mg/kg	0.0019 U	0.002 U	0.0023 U	0.0025 U	0.0022 U	0.0026 U
2-Chloroethyl vinyl ether	mg/kg	-	-	-	-	-	-
Chloroform (Trichloromethane)	mg/kg	0.0019 U	0.002 U	0.0023 U	0.0025 U	0.0022 U	0.0026 U
Chloromethane (Methyl chloride)	mg/kg	0.0019 U	0.002 U	0.0023 U	0.0025 U	0.0022 U	0.0026 U
Cyclohexane	mg/kg	0.0037 U	0.0041 U	0.0047 U	0.0051 U	0.0043 U	0.0053 U
Dibenzofuran	mg/kg	-	-	-	-	-	-
1,2-Dibromo-3-chloropropane (DBCP)	mg/kg	0.0037 U	0.0041 U	0.0047 U	0.0051 U	0.0043 U	0.0053 U
Dibromochloromethane	mg/kg	0.0019 U	0.002 U	0.0023 U	0.0025 U	0.0022 U	0.0026 U
1,2-Dibromoethane (Ethylene dibromide)	mg/kg	0.0019 U	0.002 U	0.0023 U	0.0025 U	0.0022 U	0.0026 U
1,2-Dichlorobenzene	mg/kg	0.0019 U	0.002 U	0.0023 U	0.0025 U	0.0022 U	0.0026 U
1,3-Dichlorobenzene	mg/kg	0.0019 U	0.002 U	0.0023 U	0.0025 U	0.0022 U	0.0026 U
1,4-Dichlorobenzene	mg/kg	0.0019 U	0.002 U	0.0023 U	0.0025 U	0.0022 U	0.0026 U
Dichlorodifluoromethane (CFC-12)	mg/kg	0.0019 U	0.002 U	0.0023 U	0.0025 U	0.0022 U	0.0026 U
Dichloroethane	mg/kg	-	-	-	-	-	-
1,1-Dichloroethane	mg/kg	0.0019 U	0.002 U	0.0023 U	0.0025 U	0.0022 U	0.0026 U
1,2-Dichloroethane	mg/kg	0.0019 U	0.002 U	0.00035 J	0.00041 J	0.00049 J	0.0026 U
Dichloroethene	mg/kg	-	-	-	-	-	-
1,2-Dichloroethene (total)	mg/kg	-	-	-	-	-	-
1,1-Dichloroethene	mg/kg	0.0019 U	0.002 U	0.0023 U	0.0025 U	0.0022 U	0.0026 U
cis-1,2-Dichloroethene	mg/kg	0.0019 U	0.002 U	0.0023 U	0.0025 U	0.0022 U	0.0026 U
trans-1,2-Dichloroethene	mg/kg	0.0019 U	0.002 U	0.0023 U	0.0025 U	0.0022 U	0.0026 U
1,2-Dichloropropane	mg/kg	0.0019 U	0.002 U	0.0023 U	0.0025 U	0.0022 U	0.0026 U
cis-1,3-Dichloropropene	mg/kg	0.0019 U	0.002 U	0.0023 U	0.0025 U	0.0022 U	0.0026 U
trans-1,3-Dichloropropene	mg/kg	0.0019 U	0.002 U	0.0023 U	0.0025 U	0.0022 U	0.0026 U
Ethylbenzene	mg/kg	0.0019 U	0.002 U	0.0023 U	0.0025 U	0.0022 U	0.0026 U
2-Hexanone	mg/kg	0.0074 U	0.0081 U	0.0093 U	0.01 U	0.0086 U	0.011 U
Isopropyl benzene	mg/kg	0.0019 U	0.002 U	0.0023 U	0.0025 U	0.0022 U	0.0026 U
Methyl acetate	mg/kg	0.0037 U	0.0041 U	0.0047 U	0.0051 U	0.0043 U	0.0053 U
Methyl cyclohexane	mg/kg	0.0037 U	0.0041 U	0.0047 U	0.0051 U	0.0043 U	0.0053 U
Methyl tert butyl ether (MTBE)	mg/kg	0.0074 U	0.0081 U	0.0093 U	0.01 U	0.0086 U	0.011 U
4-Methyl-2-pentanone (MIBK)	mg/kg	0.0074 U	0.0081 U	0.0093 U	0.01 U	0.0086 U	0.011 U
Methylene chloride	mg/kg	0.0019 U	0.002 U	0.0023 U	0.0025 U	0.0022 U	0.0026 U
Styrene	mg/kg	0.0019 U	0.002 U	0.0023 U	0.0025 U	0.0022 U	0.0026 U
1,1,2,2-Tetrachloroethane	mg/kg	0.0019 U	0.002 U	0.0023 U	0.0025 U	0.0022 U	0.0026 U
Tetrachloroethene	mg/kg	0.0019 U	0.002 U	0.0023 U	0.0025 U	0.0022 U	0.0026 U

APPENDIX G.1

SOIL QUALITY DATA
RFI REPORT
FORMER MANUAL TRANSMISSIONS OF MUNCIE FACILITY
MUNCIE, INDIANA

AOI		*AOI 2*	*AOI 2*	*AOI 3*	*AOI 3*	*AOI 3*	*AOI 3*
Sample Location		*BH2-11*	*BH2-11*	*MW45-11*	*MW45-11*	*BH4-11*	*BH6-11*
Sample Identification		*S-017324-113011-TP-138*	*S-017324-113011-TP-139*	*S-017324-111711-TP-004*	*S-017324-111711-TP-005*	*S-017324-112211-TP-075*	*S-017324-112211-TP-073*
Sample Date		*11/30/2011*	*11/30/2011*	*11/17/2011*	*11/17/2011*	*11/22/2011*	*11/22/2011*
Sample Depth		*(6-8) ft BGS*	*(8-10) ft BGS*	*(6-8) ft BGS*	*(12-14) ft BGS*	*(10-12) ft BGS*	*(10-12) ft BGS*
Sample Type	*Units*	*Duplicate*					
VOCs (Continued)							
Toluene	mg/kg	0.0019 U	0.002 U	0.0023 U	0.0025 U	0.0022 U	0.0026 U
1,2,4-Trichlorobenzene	mg/kg	0.0019 U	0.002 U	0.0023 U	0.0025 U	0.0022 U	0.0026 U
Trichloroethane	mg/kg	-	-	-	-	-	-
1,1,1-Trichloroethane	mg/kg	0.0019 U	0.002 U	0.0023 U	0.0025 U	0.0022 U	0.0026 U
1,1,2-Trichloroethane	mg/kg	0.0019 U	0.002 U	0.0023 U	0.0025 U	0.0022 U	0.0026 U
Trichloroethene	mg/kg	0.0019 U	0.002 U	0.0023 U	0.0025 U	0.0022 U	0.0026 U
Trichlorofluoromethane (CFC-11)	mg/kg	0.0019 U	0.002 U	0.0023 U	0.0025 U	0.0022 U	0.0026 U
Trifluorotrichloroethane (Freon 113)	mg/kg	0.0019 U	0.002 U	0.0023 U	0.0025 U	0.0022 U	0.0026 U
Vinyl acetate	mg/kg	-	-	-	-	-	-
Vinyl chloride	mg/kg	0.0019 U	0.002 U	0.0023 U	0.0025 U	0.0022 U	0.0026 U
Xylenes (total)	mg/kg	0.0037 U	0.0041 U	0.0047 U	0.0051 U	0.0043 U	0.0053 U
Semi-Volatile Organic Compounds (SVOCs)							
Acenaphthene	mg/kg	0.0073 U	0.0075 U	0.02 U	0.0075 U	0.0076 U	0.0083 U
Acenaphthylene	mg/kg	0.0073 U	0.0075 U	0.012 J	0.0075 U	0.0076 U	0.0083 U
Acetophenone	mg/kg	0.11 U	0.11 U	0.29 U	0.11 U	0.11 U	0.12 U
Anthracene	mg/kg	0.0073 U	0.0075 U	0.026	0.0075 U	0.0076 U	0.0083 U
Atrazine	mg/kg	0.22 U	0.23 U	0.59 U	0.22 U	0.23 U	0.25 U
Benzaldehyde	mg/kg	0.11 U	0.11 U	0.29 U	0.11 U	0.11 U	0.12 U
Benzo(a)anthracene	mg/kg	0.0073 U	0.0075 U	0.092	0.0075 U	0.0076 U	0.0083 U
Benzo(a)pyrene	mg/kg	0.0073 U	0.0075 U	0.091	0.0075 U	0.0076 U	0.0083 U
Benzo(b)fluoranthene	mg/kg	0.0073 U	0.0075 U	0.14	0.0086	0.0076 U	0.0083 U
Benzo(g,h,i)perylene	mg/kg	0.0073 U	0.0075 U	0.06	0.0075 U	0.0076 U	0.0083 U
Benzo(k)fluoranthene	mg/kg	0.0073 U	0.0075 U	0.054	0.0075 U	0.0076 U	0.0083 U
Benzoic acid	mg/kg	-	-	-	-	-	-
Biphenyl (1,1-Biphenyl)	mg/kg	0.055 U	0.056 U	0.15 U	0.056 U	0.057 U	0.062 U
4-Bromophenyl phenyl ether	mg/kg	0.055 U	0.056 U	0.15 U	0.056 U	0.057 U	0.062 U
Butyl benzylphthalate (BBP)	mg/kg	0.055 U	0.056 U	0.15 U	0.056 U	0.057 U	0.062 U
Caprolactam	mg/kg	0.36 U	0.37 U	0.97 U	0.37 U	0.38 U	0.41 U
Carbazole	mg/kg	0.055 U	0.056 U	0.15 U	0.056 U	0.057 U	0.062 U
4-Chloro-3-methylphenol	mg/kg	0.16 U	0.17 U	0.44 U	0.17 U	0.17 U	0.19 U
4-Chloroaniline	mg/kg	0.16 U	0.17 U	0.44 U	0.17 U	0.17 U	0.19 U
bis(2-Chloroethoxy)methane	mg/kg	0.11 U	0.11 U	0.29 U	0.11 U	0.11 U	0.12 U
bis(2-Chloroethyl)ether	mg/kg	0.11 U	0.11 U	0.29 U	0.11 U	0.11 U	0.12 U
2-Chloronaphthalene	mg/kg	0.055 U	0.056 U	0.15 U	0.056 U	0.057 U	0.062 U
2-Chlorophenol	mg/kg	0.055 U	0.056 U	0.15 U	0.056 U	0.057 U	0.062 U
4-Chlorophenyl phenyl ether	mg/kg	0.055 U	0.056 U	0.15 U	0.056 U	0.057 U	0.062 U
Chrysene	mg/kg	0.0073 U	0.0075 U	0.12	0.0075 U	0.0076 U	0.0083 U
Dibenz(a,h)anthracene	mg/kg	0.0073 U	0.0075 U	0.02 U	0.0075 U	0.0076 U	0.0083 U
Dibenzofuran	mg/kg	0.055 U	0.056 U	0.016 J	0.056 U	0.057 U	0.062 U
1,2-Dichlorobenzene	mg/kg	-	-	-	-	-	-
1,3-Dichlorobenzene	mg/kg	-	-	-	-	-	-
1,4-Dichlorobenzene	mg/kg	-	-	-	-	-	-
3,3'-Dichlorobenzidine	mg/kg	0.11 U	0.11 U	0.29 U	0.11 U	0.11 UJ	0.12 UJ
2,4-Dichlorophenol	mg/kg	0.16 U	0.17 U	0.44 U	0.17 U	0.17 U	0.19 U
Diethyl phthalate	mg/kg	0.055 U	0.056 U	0.15 U	0.056 U	0.057 U	0.062 U

APPENDIX G.1

SOIL QUALITY DATA
RFI REPORT
FORMER MANUAL TRANSMISSIONS OF MUNCIE FACILITY
MUNCIE, INDIANA

AOI		*AOI 2*	*AOI 2*	*AOI 3*	*AOI 3*	*AOI 3*	*AOI 3*
Sample Location		*BH2-11*	*BH2-11*	*MW45-11*	*MW45-11*	*BH4-11*	*BH6-11*
Sample Identification		*S-017324-113011-TP-138*	*S-017324-113011-TP-139*	*S-017324-111711-TP-004*	*S-017324-111711-TP-005*	*S-017324-112211-TP-075*	*S-017324-112211-TP-073*
Sample Date		*11/30/2011*	*11/30/2011*	*11/17/2011*	*11/17/2011*	*11/22/2011*	*11/22/2011*
Sample Depth		*(6-8) ft BGS*	*(8-10) ft BGS*	*(6-8) ft BGS*	*(12-14) ft BGS*	*(10-12) ft BGS*	*(10-12) ft BGS*
Sample Type	*Units*	*Duplicate*					
SVOCs (Continued)							
Dimethyl phthalate	mg/kg	0.055 U	0.056 U	0.15 U	0.056 U	0.057 U	0.062 U
2,4-Dimethylphenol	mg/kg	0.16 U	0.17 U	0.44 U	0.17 U	0.17 U	0.19 U
Di-n-butylphthalate (DBP)	mg/kg	0.055 U	0.056 U	0.15 U	0.056 U	0.057 U	0.062 U
4,6-Dinitro-2-methylphenol	mg/kg	0.16 U	0.17 U	0.44 U	0.17 U	0.17 U	0.19 U
2,4-Dinitrophenol	mg/kg	0.36 U	0.37 U	0.97 U	0.37 U	0.38 U	0.41 U
2,4-Dinitrotoluene	mg/kg	0.22 U	0.23 U	0.59 U	0.22 U	0.23 U	0.25 U
2,6-Dinitrotoluene	mg/kg	0.22 U	0.23 U	0.59 U	0.22 U	0.23 U	0.25 U
Di-n-octyl phthalate (DnOP)	mg/kg	0.055 U	0.056 U	0.15 U	0.056 U	0.057 U	0.062 U
bis(2-Ethylhexyl)phthalate (DEHP)	mg/kg	0.024 J	0.025 J	0.15 U	0.2 U	0.057 U	0.062 U
Fluoranthene	mg/kg	0.0073 U	0.0075 U	0.18	0.0076	0.0076 U	0.0083 U
Fluorene	mg/kg	0.0073 U	0.0075 U	0.016 J	0.0075 U	0.0076 U	0.0083 U
Hexachlorobenzene	mg/kg	0.0073 U	0.0075 U	0.02 U	0.0075 U	0.0076 U	0.0083 U
Hexachlorobutadiene	mg/kg	0.055 U	0.056 U	0.15 U	0.056 U	0.057 U	0.062 U
Hexachlorocyclopentadiene	mg/kg	0.36 U	0.37 U	0.97 U	0.37 U	0.38 U	0.41 U
Hexachloroethane	mg/kg	0.055 U	0.056 U	0.15 U	0.056 U	0.057 U	0.062 U
Indeno(1,2,3-cd)pyrene	mg/kg	0.0073 U	0.0075 U	0.055	0.0075 U	0.0076 U	0.0083 U
Isophorone	mg/kg	0.055 U	0.056 U	0.15 U	0.056 U	0.057 U	0.062 U
2-Methylnaphthalene	mg/kg	0.0073 U	0.0075 U	0.052	0.0075 U	0.0076 U	0.0083 U
2-Methylphenol	mg/kg	0.22 U	0.23 U	0.59 U	0.22 U	0.23 U	0.25 U
3&4-Methylphenol	mg/kg	0.44 U	0.45 U	1.2 U	0.45 U	0.46 U	0.5 U
4-Methylphenol	mg/kg	-	-	-	-	-	-
Naphthalene	mg/kg	0.0073 U	0.0075 U	0.038	0.0075 U	0.0076 U	0.0083 U
2-Nitroaniline	mg/kg	0.22 U	0.23 U	0.59 U	0.22 U	0.23 U	0.25 U
3-Nitroaniline	mg/kg	0.22 U	0.23 U	0.59 U	0.22 U	0.23 U	0.25 U
4-Nitroaniline	mg/kg	0.22 U	0.23 U	0.59 U	0.22 U	0.23 U	0.25 U
Nitrobenzene	mg/kg	0.11 U	0.11 U	0.29 U	0.11 U	0.11 U	0.12 U
2-Nitrophenol	mg/kg	0.055 U	0.056 U	0.15 U	0.056 U	0.057 U	0.062 U
4-Nitrophenol	mg/kg	0.36 U	0.37 U	0.97 U	0.37 U	0.38 U	0.41 U
N-Nitrosodi-n-propylamine	mg/kg	0.055 U	0.056 U	0.15 U	0.056 U	0.057 U	0.062 U
N-Nitrosodiphenylamine	mg/kg	0.055 U	0.056 U	0.15 U	0.056 U	0.057 U	0.062 U
N-Nitrosodimethylamine	mg/kg	-	-	-	-	-	-
2,2'-Oxybis(1-chloropropane)	mg/kg	0.11 U	0.11 U	0.29 U	0.11 U	0.11 U	0.12 U
Pentachlorophenol	mg/kg	0.16 U	0.17 U	0.44 U	0.17 U	0.17 U	0.19 U
Phenanthrene	mg/kg	0.0073 U	0.0075 U	0.14	0.0075 U	0.0076 U	0.0083 U
Phenol	mg/kg	0.055 U	0.056 U	0.15 U	0.056 U	0.057 U	0.062 U
Pyrene	mg/kg	0.0073 U	0.0075 U	0.16	0.0061 J	0.0076 U	0.0083 U
1,2,4-Trichlorobenzene	mg/kg	-	-	-	-	-	-
2,4,5-Trichlorophenol	mg/kg	0.16 U	0.17 U	0.44 U	0.17 U	0.17 U	0.19 U
2,4,6-Trichlorophenol	mg/kg	0.16 U	0.17 U	0.44 U	0.17 U	0.17 U	0.19 U

APPENDIX G.1

SOIL QUALITY DATA
RFI REPORT
FORMER MANUAL TRANSMISSIONS OF MUNCIE FACILITY
MUNCIE, INDIANA

AOI		*AOI 2*	*AOI 2*	*AOI 3*	*AOI 3*	*AOI 3*	*AOI 3*
Sample Location		*BH2-11*	*BH2-11*	*MW45-11*	*MW45-11*	*BH4-11*	*BH6-11*
Sample Identification		*S-017324-113011-TP-138*	*S-017324-113011-TP-139*	*S-017324-111711-TP-004*	*S-017324-111711-TP-005*	*S-017324-112211-TP-075*	*S-017324-112211-TP-073*
Sample Date		*11/30/2011*	*11/30/2011*	*11/17/2011*	*11/17/2011*	*11/22/2011*	*11/22/2011*
Sample Depth		*(6-8) ft BGS*	*(8-10) ft BGS*	*(6-8) ft BGS*	*(12-14) ft BGS*	*(10-12) ft BGS*	*(10-12) ft BGS*
Sample Type	*Units*	*Duplicate*					
Polychlorinated Biphenyls (PCBs)							
Aroclor-1016 (PCB-1016)	mg/kg	0.036 U	0.037 U	0.039 U	0.037 U	0.76 U	0.041 U
Aroclor-1221 (PCB-1221)	mg/kg	0.036 U	0.037 U	0.039 U	0.037 U	0.76 U	0.041 U
Aroclor-1232 (PCB-1232)	mg/kg	0.036 U	0.037 U	0.039 U	0.037 U	0.76 U	0.041 U
Aroclor-1242 (PCB-1242)	mg/kg	0.036 U	0.037 U	0.039 U	0.037 U	0.76 U	0.041 U
Aroclor-1248 (PCB-1248)	mg/kg	0.036 U	0.037 U	0.039 U	0.037 U	**3.4**[a]	0.041 U
Aroclor-1254 (PCB-1254)	mg/kg	0.036 U	0.037 U	0.039 U	0.037 U	0.76 U	0.041 U
Aroclor-1260 (PCB-1260)	mg/kg	0.036 U	0.037 U	0.039 U	0.037 U	0.76 U	0.041 U
Total PCBs	mg/kg	ND	ND	ND	ND	**3.4**[a]	ND
Total Petroleum Hydrocarbons (TPH)							
Total Petroleum Hydrocarbons - Diesel	mg/kg	-	-	-	-	-	-
Total Petroleum Hydrocarbons - Gas	mg/kg	-	-	-	-	-	-
Total Petroleum Hydrocarbons - Oil	mg/kg	-	-	-	-	-	-
Total Petroleum Hydrocarbons	mg/kg	-	-	-	-	-	-
Total Petroleum Hydrocarbons - Purgeable (GRO)	mg/kg	-	-	-	-	-	-
Total Petroleum Hydrocarbons (C10-C20)	mg/kg	-	-	-	-	-	-
Total Petroleum Hydrocarbons (C20-C34)	mg/kg	-	-	-	-	-	-
Total Petroleum Hydrocarbons (C6-C10) GRO	mg/kg	-	-	-	-	-	-
Metals							
Aluminum	mg/kg	3200	7600	6900	6500	6600	11000
Antimony	mg/kg	0.97 U	0.91 U	1.1 UJ	1.1 U	0.69 U	1.1 U
Arsenic	mg/kg	3.7	4.7	**7.9**[a]	**6.4**[a]	4.8	4.4
Barium	mg/kg	28	57	58	49	61	73
Beryllium	mg/kg	0.16 J	0.41 J	0.42 J	0.40 J	0.37	0.44 J
Cadmium	mg/kg	0.11 J	0.12 J	0.071 J	0.095 J	0.11 J	0.31
Calcium	mg/kg	120000	110000	110000	110000	110000	4300
Chromium	mg/kg	5.9	12	11	11	9.8	17
Chromium VI (hexavalent)	mg/kg	-	-	-	-	-	-
Cobalt	mg/kg	3.5 J	**5.8**[a]	**6.8**[a]	**5.7**[a]	**5.1**[a]	**5.2 J**[a]
Copper	mg/kg	9.4	14	18	16	14	15
Iron	mg/kg	**8100**[a]	**14000**[a]	**16000**[a]	**14000**[a]	**12000**[a]	**18000**[a]
Lead	mg/kg	4.2	6.5	8.4	6.9	6.1	11
Magnesium	mg/kg	40000	39000	45000	51000	40000	3300
Manganese	mg/kg	250	280	330	260	230	250
Mercury	mg/kg	0.016 J	0.098 U	0.12 U	0.094 U	0.021 J	0.044 J
Nickel	mg/kg	9.6	16	22	15	16	18
Potassium	mg/kg	720	1700	1700	1400	1500	850
Selenium	mg/kg	0.48 U	0.46 U	0.56 U	0.53 U	0.34 U	0.56 U
Silver	mg/kg	0.48 U	0.46 U	0.56 U	0.53 U	0.34 U	0.56 U
Sodium	mg/kg	110 J	120 J	160 J	150 J	110 J	560 U
Thallium	mg/kg	0.97 U	0.91 U	1.1 U	1.1 U	0.69 U	1.1 U
Vanadium	mg/kg	9.5	17	17	17	15	23
Zinc	mg/kg	28	40	56	41	38	56

APPENDIX G.1

SOIL QUALITY DATA
RFI REPORT
FORMER MANUAL TRANSMISSIONS OF MUNCIE FACILITY
MUNCIE, INDIANA

AOI		***AOI 2***	***AOI 2***	***AOI 3***	***AOI 3***	***AOI 3***	***AOI 3***
Sample Location		***BH2-11***	***BH2-11***	***MW45-11***	***MW45-11***	***BH4-11***	***BH6-11***
Sample Identification		***S-017324-113011-TP-138***	***S-017324-113011-TP-139***	***S-017324-111711-TP-004***	***S-017324-111711-TP-005***	***S-017324-112211-TP-075***	***S-017324-112211-TP-073***
Sample Date		***11/30/2011***	***11/30/2011***	***11/17/2011***	***11/17/2011***	***11/22/2011***	***11/22/2011***
Sample Depth		***(6-8) ft BGS***	***(8-10) ft BGS***	***(6-8) ft BGS***	***(12-14) ft BGS***	***(10-12) ft BGS***	***(10-12) ft BGS***
Sample Type	***Units***	***Duplicate***					
General Chemistry							
Carbonate (as CaCO3)	mg/kg	-	-	-	-	-	-
Chloride	mg/kg	-	-	-	-	-	-
Chloride	s.u.	-	-	-	-	-	-
Cyanide (total)	mg/kg	-	-	-	-	-	-
N-Hexane extractable material	mg/kg	-	-	-	-	-	-
Percent moisture	%	-	-	-	-	-	-
pH	s.u.	-	-	-	-	-	-
Saturated aliphatic hydrocarbons	mg/kg	-	-	-	-	-	-
Sulfate	mg/kg	-	-	-	-	-	-
Total solids	%	-	-	-	-	-	-

Notes
mg/kg - Milligrams per kilogram
"-" - No value
U - Not detected at the associated reporting limit
J - Estimated concentration
UJ - Not detected; associated reporting limit is estimated
R - Rejected
s.u. - Standard units
nc - No criteria
ND - Non Detect (calculation)
BOLD[abc] Concentration exceeds associated screening level
IDEM Appendix A: Screening Levels Remedation Closure Guide - March 25, 2014
a - Exceeds IDEM residential migration to ground water screening levels
b - Exceeds IDEM commercial/industrial direct contact screening levels
c - Exceeds IDEM excavation direct contact screening levels

APPENDIX G.1

SOIL QUALITY DATA
RFI REPORT
FORMER MANUAL TRANSMISSIONS OF MUNCIE FACILITY
MUNCIE, INDIANA

AOI		*AOI 3*	*AOI 3*	*AOI 3*	*AOI 3*	*AOI 9*	*AOI 9*
Sample Location		*BH6-11*	*BH5-11*	*BH3-11*	*BH5-11*	*MW46-11*	*MW46-11*
Sample Identification		*S-017324-112211-TP-074*	*S-017324-112311-TP-077*	*S-017324-112311-TP-076*	*S-017324-112311-TP-078*	*S-017324-111711-TP-001*	*S-017324-111711-TP-002*
Sample Date		*11/22/2011*	*11/23/2011*	*11/23/2011*	*11/23/2011*	*11/17/2011*	*11/17/2011*
Sample Depth		*(10-12) ft BGS*	*(6-8) ft BGS*	*(8-10) ft BGS*	*(18-20) ft BGS*	*(1.4-2) ft BGS*	*(4-6) ft BGS*
Sample Type	*Units*	*Duplicate*					
Volatile Organic Compounds (VOCs)							
Acetone	mg/kg	0.01 U	0.0096 UJ	0.0093 UJ	0.0089 UJ	0.012 U	0.0098 U
Benzene	mg/kg	0.0026 U	0.0024 UJ	0.0023 UJ	0.0022 UJ	0.003 U	0.0025 U
Benzyl alcohol	mg/kg	-	-	-	-	-	-
Bromodichloromethane	mg/kg	0.0026 U	0.0024 UJ	0.0023 UJ	0.0022 UJ	0.003 U	0.0025 U
Bromoform	mg/kg	0.0026 U	0.0024 UJ	0.0023 UJ	0.0022 UJ	0.003 U	0.0025 U
Bromomethane (Methyl bromide)	mg/kg	0.0026 U	0.0024 UJ	0.0023 UJ	0.0022 UJ	0.003 U	0.0025 U
2-Butanone (Methyl ethyl ketone) (MEK)	mg/kg	0.01 U	0.0096 UJ	0.0093 UJ	0.0089 UJ	0.012 U	0.0098 U
Carbon disulfide	mg/kg	0.0026 U	0.0024 UJ	0.0023 UJ	0.0022 UJ	0.003 U	0.0025 U
Carbon tetrachloride	mg/kg	0.00057 J	0.00037 J	0.0023 UJ	0.0022 UJ	0.003 U	0.0025 U
4-Chloroaniline	mg/kg	-	-	-	-	-	-
Chlorobenzene	mg/kg	0.0026 U	0.0024 UJ	0.0023 UJ	0.0022 UJ	0.003 U	0.0025 U
Chloroethane	mg/kg	0.0026 U	0.0024 UJ	0.0023 UJ	0.0022 UJ	0.003 U	0.0025 U
2-Chloroethyl vinyl ether	mg/kg	-	-	-	-	-	-
Chloroform (Trichloromethane)	mg/kg	0.0026 U	0.0003 J	0.0023 UJ	0.0022 UJ	0.003 U	0.0025 U
Chloromethane (Methyl chloride)	mg/kg	0.0026 U	0.0024 UJ	0.0023 UJ	0.0022 UJ	0.003 U	0.0025 U
Cyclohexane	mg/kg	0.0051 U	0.0048 UJ	0.0046 UJ	0.0045 UJ	0.0059 U	0.0049 U
Dibenzofuran	mg/kg	-	-	-	-	-	-
1,2-Dibromo-3-chloropropane (DBCP)	mg/kg	0.0051 U	0.0048 UJ	0.0046 UJ	0.0045 UJ	0.0059 U	0.0049 U
Dibromochloromethane	mg/kg	0.0026 U	0.0024 UJ	0.0023 UJ	0.0022 UJ	0.003 U	0.0025 U
1,2-Dibromoethane (Ethylene dibromide)	mg/kg	0.0026 U	0.0024 UJ	0.0023 UJ	0.0022 UJ	0.003 U	0.0025 U
1,2-Dichlorobenzene	mg/kg	0.0026 U	0.0024 UJ	0.0023 UJ	0.0022 UJ	0.003 U	0.0025 U
1,3-Dichlorobenzene	mg/kg	0.0026 U	0.0024 UJ	0.0023 UJ	0.0022 UJ	0.003 U	0.0025 U
1,4-Dichlorobenzene	mg/kg	0.0026 U	0.0024 UJ	0.0023 UJ	0.0022 UJ	0.003 U	0.0025 U
Dichlorodifluoromethane (CFC-12)	mg/kg	0.0026 U	0.0024 UJ	0.0023 UJ	0.0022 UJ	0.003 U	0.0025 U
Dichloroethane	mg/kg	-	-	-	-	-	-
1,1-Dichloroethane	mg/kg	0.0026 U	0.0024 UJ	0.00017 J	0.0022 UJ	0.003 U	0.0025 U
1,2-Dichloroethane	mg/kg	0.00065 J	0.0008 J	0.0013 J	0.0013 J	0.0013 J	0.00041 J
Dichloroethene	mg/kg	-	-	-	-	-	-
1,2-Dichloroethene (total)	mg/kg	-	-	-	-	-	-
1,1-Dichloroethene	mg/kg	0.0026 U	0.0024 UJ	0.0023 UJ	0.0022 UJ	0.003 U	0.0025 U
cis-1,2-Dichloroethene	mg/kg	0.0026 U	0.0024 UJ	0.0023 UJ	0.0022 UJ	0.003 U	0.0025 U
trans-1,2-Dichloroethene	mg/kg	0.0026 U	0.0024 UJ	0.0023 UJ	0.0022 UJ	0.003 U	0.0025 U
1,2-Dichloropropane	mg/kg	0.0026 U	0.0024 UJ	0.0023 UJ	0.0022 UJ	0.003 U	0.0025 U
cis-1,3-Dichloropropene	mg/kg	0.0026 U	0.0024 UJ	0.0023 UJ	0.0022 UJ	0.003 U	0.0025 U
trans-1,3-Dichloropropene	mg/kg	0.0026 U	0.0024 UJ	0.0023 UJ	0.0022 UJ	0.003 U	0.0025 U
Ethylbenzene	mg/kg	0.0026 U	0.0024 UJ	0.0023 UJ	0.0022 UJ	0.003 U	0.0025 U
2-Hexanone	mg/kg	0.01 U	0.0096 UJ	0.0093 UJ	0.0089 UJ	0.012 U	0.0098 U
Isopropyl benzene	mg/kg	0.0026 U	0.0024 UJ	0.0023 UJ	0.0022 UJ	0.003 U	0.0025 U
Methyl acetate	mg/kg	0.0051 U	0.0048 UJ	0.0046 UJ	0.0045 UJ	0.0059 U	0.0049 U
Methyl cyclohexane	mg/kg	0.0051 U	0.0048 UJ	0.0046 UJ	0.0045 UJ	0.0059 U	0.0049 U
Methyl tert butyl ether (MTBE)	mg/kg	0.01 U	0.0096 UJ	0.0093 UJ	0.0089 UJ	0.012 U	0.0098 U
4-Methyl-2-pentanone (MIBK)	mg/kg	0.01 U	0.0096 UJ	0.0093 UJ	0.0089 UJ	0.012 U	0.0098 U
Methylene chloride	mg/kg	0.0026 U	0.0024 UJ	0.0023 UJ	0.0022 UJ	0.003 U	0.0025 U
Styrene	mg/kg	0.0026 U	0.0024 UJ	0.0023 UJ	0.0022 UJ	0.003 U	0.0025 U
1,1,2,2-Tetrachloroethane	mg/kg	0.0026 U	0.0024 UJ	0.0023 UJ	0.0022 UJ	0.003 U	0.0025 U
Tetrachloroethene	mg/kg	0.0026 U	0.0024 UJ	0.0023 UJ	0.0022 UJ	0.003 U	0.0025 U

APPENDIX G.1

SOIL QUALITY DATA
RFI REPORT
FORMER MANUAL TRANSMISSIONS OF MUNCIE FACILITY
MUNCIE, INDIANA

AOI		*AOI 3*	*AOI 3*	*AOI 3*	*AOI 3*	*AOI 9*	*AOI 9*
Sample Location		*BH6-11*	*BH5-11*	*BH3-11*	*BH5-11*	*MW46-11*	*MW46-11*
Sample Identification		*S-017324-112211-TP-074*	*S-017324-112311-TP-077*	*S-017324-112311-TP-076*	*S-017324-112311-TP-078*	*S-017324-111711-TP-001*	*S-017324-111711-TP-002*
Sample Date		*11/22/2011*	*11/23/2011*	*11/23/2011*	*11/23/2011*	*11/17/2011*	*11/17/2011*
Sample Depth		*(10-12) ft BGS*	*(6-8) ft BGS*	*(8-10) ft BGS*	*(18-20) ft BGS*	*(1.4-2) ft BGS*	*(4-6) ft BGS*
Sample Type	*Units*	*Duplicate*					
VOCs (Continued)							
Toluene	mg/kg	0.0026 U	0.00031 J	0.00042 J	0.00049 J	0.003 U	0.0025 U
1,2,4-Trichlorobenzene	mg/kg	0.0026 U	0.0024 UJ	0.0023 UJ	0.0022 UJ	0.003 U	0.0025 U
Trichloroethane	mg/kg	-	-	-	-	-	-
1,1,1-Trichloroethane	mg/kg	0.0026 U	0.0024 UJ	0.0023 UJ	0.0022 UJ	0.003 U	0.0025 U
1,1,2-Trichloroethane	mg/kg	0.0026 U	0.0024 UJ	0.0023 UJ	0.0022 UJ	0.003 U	0.0025 U
Trichloroethene	mg/kg	0.0026 U	0.001 J	0.0072 J	0.0022 UJ	0.003 U	0.0025 U
Trichlorofluoromethane (CFC-11)	mg/kg	0.0026 U	0.0024 UJ	0.0023 UJ	0.0022 UJ	0.003 U	0.0025 U
Trifluorotrichloroethane (Freon 113)	mg/kg	0.0026 U	0.0024 UJ	0.0023 UJ	0.0022 UJ	0.003 U	0.0025 U
Vinyl acetate	mg/kg	-	-	-	-	-	-
Vinyl chloride	mg/kg	0.0026 U	0.0024 UJ	0.0023 UJ	0.0022 UJ	0.003 U	0.0025 U
Xylenes (total)	mg/kg	0.0051 U	0.0048 UJ	0.0046 UJ	0.0045 UJ	0.0059 U	0.0049 U
Semi-Volatile Organic Compounds (SVOCs)							
Acenaphthene	mg/kg	0.0081 U	0.0084 U	0.0077 U	0.0076 U	-	-
Acenaphthylene	mg/kg	0.0081 U	0.0084 U	0.0077 U	0.0076 U	-	-
Acetophenone	mg/kg	0.12 U	0.13 U	0.11 U	0.11 U	-	-
Anthracene	mg/kg	0.0081 U	0.0084 U	0.0077 U	0.0076 U	-	-
Atrazine	mg/kg	0.24 U	0.25 U	0.23 U	0.23 U	-	-
Benzaldehyde	mg/kg	0.12 U	0.13 U	0.11 U	0.11 U	-	-
Benzo(a)anthracene	mg/kg	0.0081 U	0.0084 U	0.0077 U	0.0076 U	-	-
Benzo(a)pyrene	mg/kg	0.0081 U	0.0052 J	0.0077 U	0.0076 U	-	-
Benzo(b)fluoranthene	mg/kg	0.0081 U	0.0098	0.0077 U	0.0076 U	-	-
Benzo(g,h,i)perylene	mg/kg	0.0081 U	0.0084 U	0.01	0.0083	-	-
Benzo(k)fluoranthene	mg/kg	0.0081 U	0.0084 U	0.0077 U	0.0076 U	-	-
Benzoic acid	mg/kg	-	-	-	-	-	-
Biphenyl (1,1-Biphenyl)	mg/kg	0.06 U	0.063 U	0.057 U	0.057 U	-	-
4-Bromophenyl phenyl ether	mg/kg	0.06 U	0.063 U	0.057 U	0.057 U	-	-
Butyl benzylphthalate (BBP)	mg/kg	0.06 U	0.063 U	0.057 U	0.057 U	-	-
Caprolactam	mg/kg	0.4 U	0.41 U	0.38 U	R	-	-
Carbazole	mg/kg	0.06 U	0.063 U	0.057 U	0.057 U	-	-
4-Chloro-3-methylphenol	mg/kg	0.18 U	0.19 U	0.17 U	0.17 U	-	-
4-Chloroaniline	mg/kg	0.18 U	0.19 U	0.17 U	0.17 U	-	-
bis(2-Chloroethoxy)methane	mg/kg	0.12 U	0.13 U	0.11 U	0.11 U	-	-
bis(2-Chloroethyl)ether	mg/kg	0.12 U	0.13 U	0.11 U	0.11 U	-	-
2-Chloronaphthalene	mg/kg	0.06 U	0.063 U	0.057 U	0.057 U	-	-
2-Chlorophenol	mg/kg	0.06 U	0.063 U	0.057 U	0.057 U	-	-
4-Chlorophenyl phenyl ether	mg/kg	0.06 U	0.063 U	0.057 U	0.057 U	-	-
Chrysene	mg/kg	0.0081 U	0.0084 U	0.0077 U	0.02	-	-
Dibenz(a,h)anthracene	mg/kg	0.0081 U	0.0084 U	0.0077 U	0.0076 U	-	-
Dibenzofuran	mg/kg	0.06 U	0.063 U	0.057 U	0.057 U	-	-
1,2-Dichlorobenzene	mg/kg	-	-	-	-	-	-
1,3-Dichlorobenzene	mg/kg	-	-	-	-	-	-
1,4-Dichlorobenzene	mg/kg	-	-	-	-	-	-
3,3'-Dichlorobenzidine	mg/kg	0.12 UJ	0.13 U	0.11 U	0.11 U	-	-
2,4-Dichlorophenol	mg/kg	0.18 U	0.19 U	0.17 U	0.17 U	-	-
Diethyl phthalate	mg/kg	0.06 U	0.063 U	0.057 U	0.057 U	-	-

APPENDIX G.1

SOIL QUALITY DATA
RFI REPORT
FORMER MANUAL TRANSMISSIONS OF MUNCIE FACILITY
MUNCIE, INDIANA

AOI		*AOI 3*	*AOI 3*	*AOI 3*	*AOI 3*	*AOI 9*	*AOI 9*
Sample Location		*BH6-11*	*BH5-11*	*BH3-11*	*BH5-11*	*MW46-11*	*MW46-11*
Sample Identification		*S-017324-112211-TP-074*	*S-017324-112311-TP-077*	*S-017324-112311-TP-076*	*S-017324-112311-TP-078*	*S-017324-111711-TP-001*	*S-017324-111711-TP-002*
Sample Date		*11/22/2011*	*11/23/2011*	*11/23/2011*	*11/23/2011*	*11/17/2011*	*11/17/2011*
Sample Depth		*(10-12) ft BGS*	*(6-8) ft BGS*	*(8-10) ft BGS*	*(18-20) ft BGS*	*(1.4-2) ft BGS*	*(4-6) ft BGS*
Sample Type	*Units*	*Duplicate*					
SVOCs (Continued)							
Dimethyl phthalate	mg/kg	0.06 U	0.063 U	0.057 U	0.057 U	-	-
2,4-Dimethylphenol	mg/kg	0.18 U	0.19 U	0.17 U	0.17 U	-	-
Di-n-butylphthalate (DBP)	mg/kg	0.06 U	0.063 U	0.057 U	0.057 U	-	-
4,6-Dinitro-2-methylphenol	mg/kg	0.18 U	0.19 U	0.17 U	R	-	-
2,4-Dinitrophenol	mg/kg	0.4 U	0.41 U	0.38 U	R	-	-
2,4-Dinitrotoluene	mg/kg	0.24 U	0.25 U	0.23 U	0.23 U	-	-
2,6-Dinitrotoluene	mg/kg	0.24 U	0.25 U	0.23 U	0.23 U	-	-
Di-n-octyl phthalate (DnOP)	mg/kg	0.06 U	0.063 U	0.057 U	0.057 U	-	-
bis(2-Ethylhexyl)phthalate (DEHP)	mg/kg	0.06 U	0.063 U	0.027 J	0.041 J	-	-
Fluoranthene	mg/kg	0.0081 U	0.0078 J	0.0077 U	0.0076 U	-	-
Fluorene	mg/kg	0.0081 U	0.0084 U	0.0077 U	0.0076 U	-	-
Hexachlorobenzene	mg/kg	0.0081 U	0.0084 U	0.0077 U	0.0076 U	-	-
Hexachlorobutadiene	mg/kg	0.06 U	0.063 U	0.057 U	0.057 U	-	-
Hexachlorocyclopentadiene	mg/kg	0.4 U	0.41 U	0.38 U	R	-	-
Hexachloroethane	mg/kg	0.06 U	0.063 U	0.057 U	0.057 U	-	-
Indeno(1,2,3-cd)pyrene	mg/kg	0.0081 U	0.017	0.0077 U	0.0076 U	-	-
Isophorone	mg/kg	0.06 U	0.063 U	0.057 U	0.057 U	-	-
2-Methylnaphthalene	mg/kg	0.0081 U	0.0084 U	0.0077 U	0.0076 U	-	-
2-Methylphenol	mg/kg	0.24 U	0.25 U	0.23 U	0.23 U	-	-
3&4-Methylphenol	mg/kg	0.48 U	0.5 U	0.46 U	0.45 U	-	-
4-Methylphenol	mg/kg	-	-	-	-	-	-
Naphthalene	mg/kg	0.0081 U	0.0084 U	0.0077 U	0.0076 U	-	-
2-Nitroaniline	mg/kg	0.24 U	0.25 U	0.23 U	0.23 U	-	-
3-Nitroaniline	mg/kg	0.24 U	0.25 U	0.23 U	0.23 U	-	-
4-Nitroaniline	mg/kg	0.24 U	0.25 U	0.23 U	R	-	-
Nitrobenzene	mg/kg	0.12 U	0.13 U	0.11 U	0.11 U	-	-
2-Nitrophenol	mg/kg	0.06 U	0.063 U	0.057 U	0.057 U	-	-
4-Nitrophenol	mg/kg	0.4 U	0.41 U	0.38 U	R	-	-
N-Nitrosodi-n-propylamine	mg/kg	0.06 U	0.063 U	0.057 U	0.057 U	-	-
N-Nitrosodiphenylamine	mg/kg	0.06 U	0.063 U	0.057 U	0.057 U	-	-
N-Nitrosodimethylamine	mg/kg	-	-	-	-	-	-
2,2'-Oxybis(1-chloropropane)	mg/kg	0.12 U	0.13 U	0.11 U	0.11 U	-	-
Pentachlorophenol	mg/kg	0.18 U	0.19 U	0.17 U	R	-	-
Phenanthrene	mg/kg	0.0081 U	0.0084 U	0.0077 U	0.0076 U	-	-
Phenol	mg/kg	0.06 U	0.063 U	0.057 U	0.057 U	-	-
Pyrene	mg/kg	0.0081 U	0.0076 J	0.012	0.0098	-	-
1,2,4-Trichlorobenzene	mg/kg	-	-	-	-	-	-
2,4,5-Trichlorophenol	mg/kg	0.18 U	0.19 U	0.17 U	0.17 U	-	-
2,4,6-Trichlorophenol	mg/kg	0.18 U	0.19 U	0.17 U	0.17 U	-	-

APPENDIX G.1

SOIL QUALITY DATA
RFI REPORT
FORMER MANUAL TRANSMISSIONS OF MUNCIE FACILITY
MUNCIE, INDIANA

AOI		*AOI 3*	*AOI 3*	*AOI 3*	*AOI 3*	*AOI 9*	*AOI 9*
Sample Location		*BH6-11*	*BH5-11*	*BH3-11*	*BH5-11*	*MW46-11*	*MW46-11*
Sample Identification		*S-017324-112211-TP-074*	*S-017324-112311-TP-077*	*S-017324-112311-TP-076*	*S-017324-112311-TP-078*	*S-017324-111711-TP-001*	*S-017324-111711-TP-002*
Sample Date		*11/22/2011*	*11/23/2011*	*11/23/2011*	*11/23/2011*	*11/17/2011*	*11/17/2011*
Sample Depth		*(10-12) ft BGS*	*(6-8) ft BGS*	*(8-10) ft BGS*	*(18-20) ft BGS*	*(1.4-2) ft BGS*	*(4-6) ft BGS*
Sample Type	*Units*	*Duplicate*					
Polychlorinated Biphenyls (PCBs)							
Aroclor-1016 (PCB-1016)	mg/kg	0.04 U	0.041 U	0.038 U	0.037 U	-	-
Aroclor-1221 (PCB-1221)	mg/kg	0.04 U	0.041 U	0.038 U	0.037 U	-	-
Aroclor-1232 (PCB-1232)	mg/kg	0.04 U	0.041 U	0.038 U	0.037 U	-	-
Aroclor-1242 (PCB-1242)	mg/kg	0.04 U	0.041 U	0.038 U	0.037 U	-	-
Aroclor-1248 (PCB-1248)	mg/kg	0.04 U	0.041 U	0.038 U	0.037 U	-	-
Aroclor-1254 (PCB-1254)	mg/kg	0.04 U	0.041 U	0.038 U	0.037 U	-	-
Aroclor-1260 (PCB-1260)	mg/kg	0.04 U	0.041 U	0.038 U	0.037 U	-	-
Total PCBs	mg/kg	ND	ND	ND	ND	-	-
Total Petroleum Hydrocarbons (TPH)							
Total Petroleum Hydrocarbons - Diesel	mg/kg	-	-	-	-	-	-
Total Petroleum Hydrocarbons - Gas	mg/kg	-	-	-	-	-	-
Total Petroleum Hydrocarbons - Oil	mg/kg	-	-	-	-	-	-
Total Petroleum Hydrocarbons	mg/kg	-	-	-	-	-	-
Total Petroleum Hydrocarbons - Purgeable (GRO)	mg/kg	-	-	-	-	-	-
Total Petroleum Hydrocarbons (C10-C20)	mg/kg	-	-	-	-	-	-
Total Petroleum Hydrocarbons (C20-C34)	mg/kg	-	-	-	-	-	-
Total Petroleum Hydrocarbons (C6-C10) GRO	mg/kg	-	-	-	-	-	-
Metals							
Aluminum	mg/kg	12000	10000	6700	6700	-	-
Antimony	mg/kg	0.93 U	0.70 J	0.79 U	0.66 J	-	-
Arsenic	mg/kg	**6.1**[a]	**9.3**[a]	5.4	4.6	-	-
Barium	mg/kg	84	100	90	41	-	-
Beryllium	mg/kg	0.73	0.45	0.22 J	0.25 J	-	-
Cadmium	mg/kg	0.099 J	0.37	0.22	0.24	-	-
Calcium	mg/kg	2300	33000	35000	49000	-	-
Chromium	mg/kg	17	19	11	11	-	-
Chromium VI (hexavalent)	mg/kg	-	-	-	-	-	-
Cobalt	mg/kg	**12**[a]	**7.3**[a]	**7.1**[a]	**7.4**[a]	-	-
Copper	mg/kg	25	45	15	16	-	-
Iron	mg/kg	**24000**[a]	**21000**[a]	**14000**[a]	**15000**[a]	-	-
Lead	mg/kg	13	130	7.7	9.2	-	-
Magnesium	mg/kg	3300	17000	40000	38000	-	-
Manganese	mg/kg	**740**[a]	290	290	310	-	-
Mercury	mg/kg	0.045 J	0.025 J	0.013 J	0.11 U	-	-
Nickel	mg/kg	30	25	16	19	-	-
Potassium	mg/kg	990	1100	1500	1600	-	-
Selenium	mg/kg	0.47 U	0.45 U	0.40 U	0.54 U	-	-
Silver	mg/kg	0.47 U	0.45 U	0.40 U	0.54 U	-	-
Sodium	mg/kg	470 U	450 U	110 J	86 J	-	-
Thallium	mg/kg	0.93 U	0.93	0.73 J	0.84 J	-	-
Vanadium	mg/kg	24	24	16	16	-	-
Zinc	mg/kg	69	74	38	41	-	-

APPENDIX G.1

SOIL QUALITY DATA
RFI REPORT
FORMER MANUAL TRANSMISSIONS OF MUNCIE FACILITY
MUNCIE, INDIANA

AOI		***AOI 3***	***AOI 3***	***AOI 3***	***AOI 3***	***AOI 9***	***AOI 9***
Sample Location		***BH6-11***	***BH5-11***	***BH3-11***	***BH5-11***	***MW46-11***	***MW46-11***
Sample Identification		***S-017324-112211-TP-074***	***S-017324-112311-TP-077***	***S-017324-112311-TP-076***	***S-017324-112311-TP-078***	***S-017324-111711-TP-001***	***S-017324-111711-TP-002***
Sample Date		***11/22/2011***	***11/23/2011***	***11/23/2011***	***11/23/2011***	***11/17/2011***	***11/17/2011***
Sample Depth		***(10-12) ft BGS***	***(6-8) ft BGS***	***(8-10) ft BGS***	***(18-20) ft BGS***	***(1.4-2) ft BGS***	***(4-6) ft BGS***
Sample Type	***Units***	***Duplicate***					
General Chemistry							
Carbonate (as CaCO3)	mg/kg	-	-	-	-	-	-
Chloride	mg/kg	-	-	-	-	-	-
Chloride	s.u.	-	-	-	-	-	-
Cyanide (total)	mg/kg	-	-	-	-	-	-
N-Hexane extractable material	mg/kg	-	-	-	-	-	-
Percent moisture	%	-	-	-	-	-	-
pH	s.u.	-	-	-	-	-	-
Saturated aliphatic hydrocarbons	mg/kg	-	-	-	-	-	-
Sulfate	mg/kg	-	-	-	-	-	-
Total solids	%	-	-	-	-	-	-

Notes

mg/kg - Milligrams per kilogram
"-" - No value
U - Not detected at the associated reporting limit
J - Estimated concentration
UJ - Not detected; associated reporting limit is estimated
R - Rejected
s.u. - Standard units
nc - No criteria
ND - Non Detect (calculation)
BOLD[abc] Concentration exceeds associated screening level
IDEM Appendix A: Screening Levels Remedation Closure Guide - March 25, 2014
a - Exceeds IDEM residential migration to ground water screening levels
b - Exceeds IDEM commercial/industrial direct contact screening levels
c - Exceeds IDEM excavation direct contact screening levels

APPENDIX G.1

SOIL QUALITY DATA
RFI REPORT
FORMER MANUAL TRANSMISSIONS OF MUNCIE FACILITY
MUNCIE, INDIANA

AOI		*AOI 10*	*AOI 10*	*AOI 10*	*AOI 10*	*AOI 11.1*	*AOI 11.1*	*AOI 11.1*
Sample Location		*BH-21*	*BH-21*	*BH-21*	*BH-21*	*G-1*	*G-2*	*G-3*
Sample Identification		*SO-017324-092107-MG-001*	*SO-017324-092107-MG-002*	*SO-017324-092107-MG-003*	*SO-017324-092107-MG-004*	*NO. 1*	*NO. 2*	*NO. 3*
Sample Date		*9/21/2007*	*9/21/2007*	*9/21/2007*	*9/21/2007*	*8/28/1990*	*8/28/1990*	*8/28/1990*
Sample Depth		*(0-2) ft BGS*	*(4-6) ft BGS*	*(4-6) ft BGS*	*(8-10) ft BGS*	*(18) ft BGS*	*(18) ft BGS*	*(18) ft BGS*
Sample Type	*Units*			*Duplicate*				
Volatile Organic Compounds (VOCs)								
Acetone	mg/kg	0.024 U	0.025 U	0.025 U	0.026 U	-	-	-
Benzene	mg/kg	0.0061 U	0.0061 U	0.0062 U	0.0066 U	-	-	-
Benzyl alcohol	mg/kg	-	-	-	-	-	-	-
Bromodichloromethane	mg/kg	0.0061 U	0.0061 U	0.0062 U	0.0066 U	-	-	-
Bromoform	mg/kg	0.0061 U	0.0061 U	0.0062 U	0.0066 U	-	-	-
Bromomethane (Methyl bromide)	mg/kg	0.0061 U	0.0061 U	0.0062 U	0.0066 U	-	-	-
2-Butanone (Methyl ethyl ketone) (MEK)	mg/kg	0.024 U	0.025 U	0.025 U	0.026 U	-	-	-
Carbon disulfide	mg/kg	0.0061 U	0.0061 U	0.0062 U	0.0066 U	-	-	-
Carbon tetrachloride	mg/kg	0.0061 U	0.0061 U	0.0062 U	0.0066 U	-	-	-
4-Chloroaniline	mg/kg	-	-	-	-	-	-	-
Chlorobenzene	mg/kg	0.0061 U	0.0061 U	0.0062 U	0.0066 U	-	-	-
Chloroethane	mg/kg	0.0061 U	0.0061 U	0.0062 U	0.0066 U	-	-	-
2-Chloroethyl vinyl ether	mg/kg	-	-	-	-	-	-	-
Chloroform (Trichloromethane)	mg/kg	0.0061 U	0.0061 U	0.0062 U	0.0066 U	-	-	-
Chloromethane (Methyl chloride)	mg/kg	0.0061 U	0.0061 U	0.0062 U	0.0066 U	-	-	-
Cyclohexane	mg/kg	0.012 U	0.012 U	0.012 U	0.013 U	-	-	-
Dibenzofuran	mg/kg	-	-	-	-	-	-	-
1,2-Dibromo-3-chloropropane (DBCP)	mg/kg	0.012 U	0.012 UJ	0.012 U	0.013 U	-	-	-
Dibromochloromethane	mg/kg	0.0061 U	0.0061 U	0.0062 U	0.0066 U	-	-	-
1,2-Dibromoethane (Ethylene dibromide)	mg/kg	0.0061 U	0.0061 U	0.0062 U	0.0066 U	-	-	-
1,2-Dichlorobenzene	mg/kg	0.0061 U	0.0061 UJ	0.0062 U	0.0066 U	-	-	-
1,3-Dichlorobenzene	mg/kg	0.0061 U	0.0061 UJ	0.0062 U	0.0066 U	-	-	-
1,4-Dichlorobenzene	mg/kg	0.0061 U	0.0061 UJ	0.0062 U	0.0066 U	-	-	-
Dichlorodifluoromethane (CFC-12)	mg/kg	0.0061 U	0.0061 U	0.0062 U	0.0066 U	-	-	-
Dichloroethane	mg/kg	-	-	-	-	-	-	-
1,1-Dichloroethane	mg/kg	0.0061 U	0.0061 U	0.0062 U	0.0066 U	-	-	-
1,2-Dichloroethane	mg/kg	0.0061 U	0.0061 U	0.0062 U	0.0066 U	-	-	-
Dichloroethene	mg/kg	-	-	-	-	-	-	-
1,2-Dichloroethene (total)	mg/kg	-	-	-	-	-	-	-
1,1-Dichloroethene	mg/kg	0.0061 U	0.0061 U	0.0062 U	0.0066 U	-	-	-
cis-1,2-Dichloroethene	mg/kg	0.0061 U	0.0061 U	0.0062 U	0.0066 U	-	-	-
trans-1,2-Dichloroethene	mg/kg	0.0061 U	0.0061 U	0.0062 U	0.0066 U	-	-	-
1,2-Dichloropropane	mg/kg	0.0061 U	0.0061 U	0.0062 U	0.0066 U	-	-	-
cis-1,3-Dichloropropene	mg/kg	0.0061 U	0.0061 U	0.0062 U	0.0066 U	-	-	-
trans-1,3-Dichloropropene	mg/kg	0.0061 U	0.0061 U	0.0062 U	0.0066 U	-	-	-
Ethylbenzene	mg/kg	0.0061 U	0.0061 U	0.0062 U	0.0066 U	-	-	-
2-Hexanone	mg/kg	0.024 U	0.025 U	0.025 U	0.026 U	-	-	-
Isopropyl benzene	mg/kg	0.0061 U	0.0061 U	0.0062 U	0.0066 U	-	-	-
Methyl acetate	mg/kg	0.012 U	0.012 U	0.012 U	0.013 U	-	-	-
Methyl cyclohexane	mg/kg	0.012 U	0.012 U	0.012 U	0.013 U	-	-	-
Methyl tert butyl ether (MTBE)	mg/kg	0.024 U	0.025 U	0.025 U	0.026 U	-	-	-
4-Methyl-2-pentanone (MIBK)	mg/kg	0.024 U	0.025 U	0.025 U	0.026 U	-	-	-
Methylene chloride	mg/kg	0.0061 U	0.0061 U	0.0044 J	0.004 J	-	-	-
Styrene	mg/kg	0.0061 U	0.0061 U	0.0062 U	0.0003 J	-	-	-
1,1,2,2-Tetrachloroethane	mg/kg	0.0061 U	0.0061 U	0.0062 U	0.0066 U	-	-	-
Tetrachloroethene	mg/kg	0.0061 U	0.0061 U	0.0062 U	0.0066 U	-	-	-

APPENDIX G.1

SOIL QUALITY DATA
RFI REPORT
FORMER MANUAL TRANSMISSIONS OF MUNCIE FACILITY
MUNCIE, INDIANA

AOI		*AOI 10*	*AOI 10*	*AOI 10*	*AOI 10*	*AOI 11.1*	*AOI 11.1*	*AOI 11.1*
Sample Location		*BH-21*	*BH-21*	*BH-21*	*BH-21*	*G-1*	*G-2*	*G-3*
Sample Identification		*SO-017324-092107-MG-001*	*SO-017324-092107-MG-002*	*SO-017324-092107-MG-003*	*SO-017324-092107-MG-004*	*NO. 1*	*NO. 2*	*NO. 3*
Sample Date		*9/21/2007*	*9/21/2007*	*9/21/2007*	*9/21/2007*	*8/28/1990*	*8/28/1990*	*8/28/1990*
Sample Depth		*(0-2) ft BGS*	*(4-6) ft BGS*	*(4-6) ft BGS*	*(8-10) ft BGS*	*(18) ft BGS*	*(18) ft BGS*	*(18) ft BGS*
Sample Type	*Units*			*Duplicate*				
VOCs (Continued)								
Toluene	mg/kg	0.00041 J	0.00072 J	0.00047 J	0.00043 J	-	-	-
1,2,4-Trichlorobenzene	mg/kg	0.0061 U	0.0061 UJ	0.0062 U	0.0066 U	-	-	-
Trichloroethane	mg/kg	-	-	-	-	-	-	-
1,1,1-Trichloroethane	mg/kg	0.0061 U	0.0061 U	0.0062 U	0.0066 U	-	-	-
1,1,2-Trichloroethane	mg/kg	0.0061 U	0.0061 U	0.0062 U	0.0066 U	-	-	-
Trichloroethene	mg/kg	0.0061 U	0.0061 U	0.0062 U	0.0066 U	-	-	-
Trichlorofluoromethane (CFC-11)	mg/kg	0.0061 U	0.0061 U	0.0062 U	0.0066 U	-	-	-
Trifluorotrichloroethane (Freon 113)	mg/kg	0.0061 U	0.0061 U	0.0062 U	0.0066 U	-	-	-
Vinyl acetate	mg/kg	-	-	-	-	-	-	-
Vinyl chloride	mg/kg	0.0061 U	0.0061 U	0.0062 U	0.0066 U	-	-	-
Xylenes (total)	mg/kg	0.012 U	0.012 U	0.012 U	0.013 U	-	-	-
Semi-Volatile Organic Compounds (SVOCs)								
Acenaphthene	mg/kg	-	-	-	-	-	-	-
Acenaphthylene	mg/kg	-	-	-	-	-	-	-
Acetophenone	mg/kg	-	-	-	-	-	-	-
Anthracene	mg/kg	-	-	-	-	-	-	-
Atrazine	mg/kg	-	-	-	-	-	-	-
Benzaldehyde	mg/kg	-	-	-	-	-	-	-
Benzo(a)anthracene	mg/kg	-	-	-	-	-	-	-
Benzo(a)pyrene	mg/kg	-	-	-	-	-	-	-
Benzo(b)fluoranthene	mg/kg	-	-	-	-	-	-	-
Benzo(g,h,i)perylene	mg/kg	-	-	-	-	-	-	-
Benzo(k)fluoranthene	mg/kg	-	-	-	-	-	-	-
Benzoic acid	mg/kg	-	-	-	-	-	-	-
Biphenyl (1,1-Biphenyl)	mg/kg	-	-	-	-	-	-	-
4-Bromophenyl phenyl ether	mg/kg	-	-	-	-	-	-	-
Butyl benzylphthalate (BBP)	mg/kg	-	-	-	-	-	-	-
Caprolactam	mg/kg	-	-	-	-	-	-	-
Carbazole	mg/kg	-	-	-	-	-	-	-
4-Chloro-3-methylphenol	mg/kg	-	-	-	-	-	-	-
4-Chloroaniline	mg/kg	-	-	-	-	-	-	-
bis(2-Chloroethoxy)methane	mg/kg	-	-	-	-	-	-	-
bis(2-Chloroethyl)ether	mg/kg	-	-	-	-	-	-	-
2-Chloronaphthalene	mg/kg	-	-	-	-	-	-	-
2-Chlorophenol	mg/kg	-	-	-	-	-	-	-
4-Chlorophenyl phenyl ether	mg/kg	-	-	-	-	-	-	-
Chrysene	mg/kg	-	-	-	-	-	-	-
Dibenz(a,h)anthracene	mg/kg	-	-	-	-	-	-	-
Dibenzofuran	mg/kg	-	-	-	-	-	-	-
1,2-Dichlorobenzene	mg/kg	-	-	-	-	-	-	-
1,3-Dichlorobenzene	mg/kg	-	-	-	-	-	-	-
1,4-Dichlorobenzene	mg/kg	-	-	-	-	-	-	-
3,3'-Dichlorobenzidine	mg/kg	-	-	-	-	-	-	-
2,4-Dichlorophenol	mg/kg	-	-	-	-	-	-	-
Diethyl phthalate	mg/kg	-	-	-	-	-	-	-

APPENDIX G.1

SOIL QUALITY DATA
RFI REPORT
FORMER MANUAL TRANSMISSIONS OF MUNCIE FACILITY
MUNCIE, INDIANA

AOI		*AOI 10*	*AOI 10*	*AOI 10*	*AOI 10*	*AOI 11.1*	*AOI 11.1*	*AOI 11.1*
Sample Location		*BH-21*	*BH-21*	*BH-21*	*BH-21*	*G-1*	*G-2*	*G-3*
Sample Identification		*SO-017324-092107-MG-001*	*SO-017324-092107-MG-002*	*SO-017324-092107-MG-003*	*SO-017324-092107-MG-004*	*NO. 1*	*NO. 2*	*NO. 3*
Sample Date		*9/21/2007*	*9/21/2007*	*9/21/2007*	*9/21/2007*	*8/28/1990*	*8/28/1990*	*8/28/1990*
Sample Depth		*(0-2) ft BGS*	*(4-6) ft BGS*	*(4-6) ft BGS*	*(8-10) ft BGS*	*(18) ft BGS*	*(18) ft BGS*	*(18) ft BGS*
Sample Type	*Units*			*Duplicate*				
SVOCs (Continued)								
Dimethyl phthalate	mg/kg	-	-	-	-	-	-	-
2,4-Dimethylphenol	mg/kg	-	-	-	-	-	-	-
Di-n-butylphthalate (DBP)	mg/kg	-	-	-	-	-	-	-
4,6-Dinitro-2-methylphenol	mg/kg	-	-	-	-	-	-	-
2,4-Dinitrophenol	mg/kg	-	-	-	-	-	-	-
2,4-Dinitrotoluene	mg/kg	-	-	-	-	-	-	-
2,6-Dinitrotoluene	mg/kg	-	-	-	-	-	-	-
Di-n-octyl phthalate (DnOP)	mg/kg	-	-	-	-	-	-	-
bis(2-Ethylhexyl)phthalate (DEHP)	mg/kg	-	-	-	-	-	-	-
Fluoranthene	mg/kg	-	-	-	-	-	-	-
Fluorene	mg/kg	-	-	-	-	-	-	-
Hexachlorobenzene	mg/kg	-	-	-	-	-	-	-
Hexachlorobutadiene	mg/kg	-	-	-	-	-	-	-
Hexachlorocyclopentadiene	mg/kg	-	-	-	-	-	-	-
Hexachloroethane	mg/kg	-	-	-	-	-	-	-
Indeno(1,2,3-cd)pyrene	mg/kg	-	-	-	-	-	-	-
Isophorone	mg/kg	-	-	-	-	-	-	-
2-Methylnaphthalene	mg/kg	-	-	-	-	-	-	-
2-Methylphenol	mg/kg	-	-	-	-	-	-	-
3&4-Methylphenol	mg/kg	-	-	-	-	-	-	-
4-Methylphenol	mg/kg	-	-	-	-	-	-	-
Naphthalene	mg/kg	-	-	-	-	-	-	-
2-Nitroaniline	mg/kg	-	-	-	-	-	-	-
3-Nitroaniline	mg/kg	-	-	-	-	-	-	-
4-Nitroaniline	mg/kg	-	-	-	-	-	-	-
Nitrobenzene	mg/kg	-	-	-	-	-	-	-
2-Nitrophenol	mg/kg	-	-	-	-	-	-	-
4-Nitrophenol	mg/kg	-	-	-	-	-	-	-
N-Nitrosodi-n-propylamine	mg/kg	-	-	-	-	-	-	-
N-Nitrosodiphenylamine	mg/kg	-	-	-	-	-	-	-
N-Nitrosodimethylamine	mg/kg	-	-	-	-	-	-	-
2,2'-Oxybis(1-chloropropane)	mg/kg	-	-	-	-	-	-	-
Pentachlorophenol	mg/kg	-	-	-	-	-	-	-
Phenanthrene	mg/kg	-	-	-	-	-	-	-
Phenol	mg/kg	-	-	-	-	-	-	-
Pyrene	mg/kg	-	-	-	-	-	-	-
1,2,4-Trichlorobenzene	mg/kg	-	-	-	-	-	-	-
2,4,5-Trichlorophenol	mg/kg	-	-	-	-	-	-	-
2,4,6-Trichlorophenol	mg/kg	-	-	-	-	-	-	-

APPENDIX G.1

SOIL QUALITY DATA
RFI REPORT
FORMER MANUAL TRANSMISSIONS OF MUNCIE FACILITY
MUNCIE, INDIANA

AOI		*AOI 10*	*AOI 10*	*AOI 10*	*AOI 10*	*AOI 11.1*	*AOI 11.1*	*AOI 11.1*
Sample Location		*BH-21*	*BH-21*	*BH-21*	*BH-21*	*G-1*	*G-2*	*G-3*
Sample Identification		*SO-017324-092107-MG-001*	*SO-017324-092107-MG-002*	*SO-017324-092107-MG-003*	*SO-017324-092107-MG-004*	*NO. 1*	*NO. 2*	*NO. 3*
Sample Date		*9/21/2007*	*9/21/2007*	*9/21/2007*	*9/21/2007*	*8/28/1990*	*8/28/1990*	*8/28/1990*
Sample Depth		*(0-2) ft BGS*	*(4-6) ft BGS*	*(4-6) ft BGS*	*(8-10) ft BGS*	*(18) ft BGS*	*(18) ft BGS*	*(18) ft BGS*
Sample Type	*Units*			*Duplicate*				
Polychlorinated Biphenyls (PCBs)								
Aroclor-1016 (PCB-1016)	mg/kg	-	-	-	-	-	-	-
Aroclor-1221 (PCB-1221)	mg/kg	-	-	-	-	-	-	-
Aroclor-1232 (PCB-1232)	mg/kg	-	-	-	-	-	-	-
Aroclor-1242 (PCB-1242)	mg/kg	-	-	-	-	-	-	-
Aroclor-1248 (PCB-1248)	mg/kg	-	-	-	-	-	-	-
Aroclor-1254 (PCB-1254)	mg/kg	-	-	-	-	-	-	-
Aroclor-1260 (PCB-1260)	mg/kg	-	-	-	-	-	-	-
Total PCBs	mg/kg	-	-	-	-	-	-	-
Total Petroleum Hydrocarbons (TPH)								
Total Petroleum Hydrocarbons - Diesel	mg/kg	-	-	-	-	-	-	-
Total Petroleum Hydrocarbons - Gas	mg/kg	-	-	-	-	-	-	-
Total Petroleum Hydrocarbons - Oil	mg/kg	-	-	-	-	-	-	-
Total Petroleum Hydrocarbons	mg/kg	-	-	-	-	10 U	175	125
Total Petroleum Hydrocarbons - Purgeable (GRO)	mg/kg	-	-	-	-	-	-	-
Total Petroleum Hydrocarbons (C10-C20)	mg/kg	-	-	-	-	-	-	-
Total Petroleum Hydrocarbons (C20-C34)	mg/kg	-	-	-	-	-	-	-
Total Petroleum Hydrocarbons (C6-C10) GRO	mg/kg	-	-	-	-	-	-	-
Metals								
Aluminum	mg/kg	-	-	-	-	-	-	-
Antimony	mg/kg	-	-	-	-	-	-	-
Arsenic	mg/kg	-	-	-	-	-	-	-
Barium	mg/kg	-	-	-	-	-	-	-
Beryllium	mg/kg	-	-	-	-	-	-	-
Cadmium	mg/kg	-	-	-	-	-	-	-
Calcium	mg/kg	-	-	-	-	-	-	-
Chromium	mg/kg	-	-	-	-	-	-	-
Chromium VI (hexavalent)	mg/kg	-	-	-	-	-	-	-
Cobalt	mg/kg	-	-	-	-	-	-	-
Copper	mg/kg	-	-	-	-	-	-	-
Iron	mg/kg	-	-	-	-	-	-	-
Lead	mg/kg	-	-	-	-	-	-	-
Magnesium	mg/kg	-	-	-	-	-	-	-
Manganese	mg/kg	-	-	-	-	-	-	-
Mercury	mg/kg	-	-	-	-	-	-	-
Nickel	mg/kg	-	-	-	-	-	-	-
Potassium	mg/kg	-	-	-	-	-	-	-
Selenium	mg/kg	-	-	-	-	-	-	-
Silver	mg/kg	-	-	-	-	-	-	-
Sodium	mg/kg	-	-	-	-	-	-	-
Thallium	mg/kg	-	-	-	-	-	-	-
Vanadium	mg/kg	-	-	-	-	-	-	-
Zinc	mg/kg	-	-	-	-	-	-	-

APPENDIX G.1

SOIL QUALITY DATA
RFI REPORT
FORMER MANUAL TRANSMISSIONS OF MUNCIE FACILITY
MUNCIE, INDIANA

AOI		*AOI 10*	*AOI 10*	*AOI 10*	*AOI 10*	*AOI 11.1*	*AOI 11.1*	*AOI 11.1*
Sample Location		*BH-21*	*BH-21*	*BH-21*	*BH-21*	*G-1*	*G-2*	*G-3*
Sample Identification		*SO-017324-092107-MG-001*	*SO-017324-092107-MG-002*	*SO-017324-092107-MG-003*	*SO-017324-092107-MG-004*	*NO. 1*	*NO. 2*	*NO. 3*
Sample Date		*9/21/2007*	*9/21/2007*	*9/21/2007*	*9/21/2007*	*8/28/1990*	*8/28/1990*	*8/28/1990*
Sample Depth		*(0-2) ft BGS*	*(4-6) ft BGS*	*(4-6) ft BGS*	*(8-10) ft BGS*	*(18) ft BGS*	*(18) ft BGS*	*(18) ft BGS*
Sample Type	*Units*			*Duplicate*				
General Chemistry								
Carbonate (as CaCO3)	mg/kg	-	-	-	-	-	-	-
Chloride	mg/kg	-	-	-	-	-	-	-
Chloride	s.u.	-	-	-	-	-	-	-
Cyanide (total)	mg/kg	-	-	-	-	-	-	-
N-Hexane extractable material	mg/kg	-	-	-	-	-	-	-
Percent moisture	%	-	-	-	-	-	-	-
pH	s.u.	-	-	-	-	-	-	-
Saturated aliphatic hydrocarbons	mg/kg	-	-	-	-	-	-	-
Sulfate	mg/kg	-	-	-	-	-	-	-
Total solids	%	95.6	95.3	93.9	85.2	-	-	-

Notes
mg/kg - Milligrams per kilogram
"-" - No value
U - Not detected at the associated reporting limit
J - Estimated concentration
UJ - Not detected; associated reporting limit is estimated
R - Rejected
s.u. - Standard units
nc - No criteria
ND - Non Detect (calculation)
BOLD[abc] Concentration exceeds associated screening level
IDEM Appendix A: Screening Levels Remedation Closure Guide - March 25, 2014
a - Exceeds IDEM residential migration to ground water screening levels
b - Exceeds IDEM commercial/industrial direct contact screening levels
c - Exceeds IDEM excavation direct contact screening levels

APPENDIX G.1

SOIL QUALITY DATA
RFI REPORT
FORMER MANUAL TRANSMISSIONS OF MUNCIE FACILITY
MUNCIE, INDIANA

AOI		*AOI 11.1*	*AOI 11.1*	*AOI 11.1*	*AOI 11.1*	*AOI 11.1*	*AOI 11.1*	*AOI 11.1*	*AOI 11.1*	*AOI 11.1*	*AOI 11.1*	*AOI 11.1*	*AOI 11.1*
Sample Location		*G-4*	*G-5*	*G-6*	*G-7*	*G-8*	*G-10*	*G-12*	*G-13*	*G-14*	*G-15*	*G-16*	*G-17*
Sample Identification		*NO. 4*	*NO. 5*	*NO. 6*	*NO. 7*	*NO. 8*	*NO. 10*	*NO. 12*	*NO. 13*	*NO. 14*	*NO. 15*	*NO. 16*	*NO. 17*
Sample Date		*9/5/1990*	*9/5/1990*	*9/5/1990*	*9/11/1990*	*9/15/1990*	*10/3/1990*	*10/3/1990*	*10/3/1990*	*10/3/1990*	*10/3/1990*	*10/3/1990*	*10/18/1990*
Sample Depth		*(18) ft BGS*	*(18) ft BGS*	*(18) ft BGS*	*(18) ft BGS*	*(18) ft BGS*	*(18) ft BGS*	*(18) ft BGS*	*(18) ft BGS*	*(18) ft BGS*	*(18) ft BGS*	*(18) ft BGS*	*(18) ft BGS*
Sample Type	*Units*												
Volatile Organic Compounds (VOCs)													
Acetone	mg/kg	-	-	-	-	-	-	-	-	-	-	-	-
Benzene	mg/kg	-	-	-	-	-	0.005 U	0.005 U	0.005 U	0.005 U	0.005 U	0.005 U	0.005 U
Benzyl alcohol	mg/kg	-	-	-	-	-	-	-	-	-	-	-	-
Bromodichloromethane	mg/kg	-	-	-	-	-	-	-	-	-	-	-	-
Bromoform	mg/kg	-	-	-	-	-	-	-	-	-	-	-	-
Bromomethane (Methyl bromide)	mg/kg	-	-	-	-	-	-	-	-	-	-	-	-
2-Butanone (Methyl ethyl ketone) (MEK)	mg/kg	-	-	-	-	-	-	-	-	-	-	-	-
Carbon disulfide	mg/kg	-	-	-	-	-	-	-	-	-	-	-	-
Carbon tetrachloride	mg/kg	-	-	-	-	-	-	-	-	-	-	-	-
4-Chloroaniline	mg/kg	-	-	-	-	-	-	-	-	-	-	-	-
Chlorobenzene	mg/kg	-	-	-	-	-	-	-	-	-	-	-	-
Chloroethane	mg/kg	-	-	-	-	-	-	-	-	-	-	-	-
2-Chloroethyl vinyl ether	mg/kg	-	-	-	-	-	-	-	-	-	-	-	-
Chloroform (Trichloromethane)	mg/kg	-	-	-	-	-	-	-	-	-	-	-	-
Chloromethane (Methyl chloride)	mg/kg	-	-	-	-	-	-	-	-	-	-	-	-
Cyclohexane	mg/kg	-	-	-	-	-	-	-	-	-	-	-	-
Dibenzofuran	mg/kg	-	-	-	-	-	-	-	-	-	-	-	-
1,2-Dibromo-3-chloropropane (DBCP)	mg/kg	-	-	-	-	-	-	-	-	-	-	-	-
Dibromochloromethane	mg/kg	-	-	-	-	-	-	-	-	-	-	-	-
1,2-Dibromoethane (Ethylene dibromide)	mg/kg	-	-	-	-	-	-	-	-	-	-	-	-
1,2-Dichlorobenzene	mg/kg	-	-	-	-	-	-	-	-	-	-	-	-
1,3-Dichlorobenzene	mg/kg	-	-	-	-	-	-	-	-	-	-	-	-
1,4-Dichlorobenzene	mg/kg	-	-	-	-	-	-	-	-	-	-	-	-
Dichlorodifluoromethane (CFC-12)	mg/kg	-	-	-	-	-	-	-	-	-	-	-	-
Dichloroethane	mg/kg	-	-	-	-	-	-	-	-	-	-	-	-
1,1-Dichloroethane	mg/kg	-	-	-	-	-	-	-	-	-	-	-	-
1,2-Dichloroethane	mg/kg	-	-	-	-	-	-	-	-	-	-	-	-
Dichloroethene	mg/kg	-	-	-	-	-	-	-	-	-	-	-	-
1,2-Dichloroethene (total)	mg/kg	-	-	-	-	-	-	-	-	-	-	-	-
1,1-Dichloroethene	mg/kg	-	-	-	-	-	-	-	-	-	-	-	-
cis-1,2-Dichloroethene	mg/kg	-	-	-	-	-	-	-	-	-	-	-	-
trans-1,2-Dichloroethene	mg/kg	-	-	-	-	-	-	-	-	-	-	-	-
1,2-Dichloropropane	mg/kg	-	-	-	-	-	-	-	-	-	-	-	-
cis-1,3-Dichloropropene	mg/kg	-	-	-	-	-	-	-	-	-	-	-	-
trans-1,3-Dichloropropene	mg/kg	-	-	-	-	-	-	-	-	-	-	-	-
Ethylbenzene	mg/kg	-	-	-	-	-	0.005 U	0.005 U	0.005 U	0.005 U	0.005 U	0.005 U	0.005 U
2-Hexanone	mg/kg	-	-	-	-	-	-	-	-	-	-	-	-
Isopropyl benzene	mg/kg	-	-	-	-	-	-	-	-	-	-	-	-
Methyl acetate	mg/kg	-	-	-	-	-	-	-	-	-	-	-	-
Methyl cyclohexane	mg/kg	-	-	-	-	-	-	-	-	-	-	-	-
Methyl tert butyl ether (MTBE)	mg/kg	-	-	-	-	-	-	-	-	-	-	-	-
4-Methyl-2-pentanone (MIBK)	mg/kg	-	-	-	-	-	-	-	-	-	-	-	-
Methylene chloride	mg/kg	-	-	-	-	-	-	-	-	-	-	-	-
Styrene	mg/kg	-	-	-	-	-	-	-	-	-	-	-	-
1,1,2,2-Tetrachloroethane	mg/kg	-	-	-	-	-	-	-	-	-	-	-	-
Tetrachloroethene	mg/kg	-	-	-	-	-	-	-	-	-	-	-	-

APPENDIX G.1

SOIL QUALITY DATA
RFI REPORT
FORMER MANUAL TRANSMISSIONS OF MUNCIE FACILITY
MUNCIE, INDIANA

AOI		*AOI 11.1*	*AOI 11.1*	*AOI 11.1*	*AOI 11.1*	*AOI 11.1*	*AOI 11.1*	*AOI 11.1*	*AOI 11.1*	*AOI 11.1*	*AOI 11.1*	*AOI 11.1*	*AOI 11.1*
Sample Location		*G-4*	*G-5*	*G-6*	*G-7*	*G-8*	*G-10*	*G-12*	*G-13*	*G-14*	*G-15*	*G-16*	*G-17*
Sample Identification		*NO. 4*	*NO. 5*	*NO. 6*	*NO. 7*	*NO. 8*	*NO. 10*	*NO. 12*	*NO. 13*	*NO. 14*	*NO. 15*	*NO. 16*	*NO. 17*
Sample Date		*9/5/1990*	*9/5/1990*	*9/5/1990*	*9/11/1990*	*9/15/1990*	*10/3/1990*	*10/3/1990*	*10/3/1990*	*10/3/1990*	*10/3/1990*	*10/3/1990*	*10/18/1990*
Sample Depth		*(18) ft BGS*	*(18) ft BGS*	*(18) ft BGS*	*(18) ft BGS*	*(18) ft BGS*	*(18) ft BGS*	*(18) ft BGS*	*(18) ft BGS*	*(18) ft BGS*	*(18) ft BGS*	*(18) ft BGS*	*(18) ft BGS*
Sample Type	*Units*												
VOCs (Continued)													
Toluene	mg/kg	-	-	-	-	-	0.005 U	0.005 U	0.005 U	0.005 U	0.005 U	0.005 U	0.005 U
1,2,4-Trichlorobenzene	mg/kg	-	-	-	-	-	-	-	-	-	-	-	-
Trichloroethane	mg/kg	-	-	-	-	-	-	-	-	-	-	-	-
1,1,1-Trichloroethane	mg/kg	-	-	-	-	-	-	-	-	-	-	-	-
1,1,2-Trichloroethane	mg/kg	-	-	-	-	-	-	-	-	-	-	-	-
Trichloroethene	mg/kg	-	-	-	-	-	-	-	-	-	-	-	-
Trichlorofluoromethane (CFC-11)	mg/kg	-	-	-	-	-	-	-	-	-	-	-	-
Trifluorotrichloroethane (Freon 113)	mg/kg	-	-	-	-	-	-	-	-	-	-	-	-
Vinyl acetate	mg/kg	-	-	-	-	-	-	-	-	-	-	-	-
Vinyl chloride	mg/kg	-	-	-	-	-	-	-	-	-	-	-	-
Xylenes (total)	mg/kg	-	-	-	-	-	0.005 U	0.005 U	0.005 U	0.005 U	0.005 U	0.005 U	0.005 U
Semi-Volatile Organic Compounds (SVOCs)													
Acenaphthene	mg/kg	-	-	-	-	-	-	-	-	-	-	-	-
Acenaphthylene	mg/kg	-	-	-	-	-	-	-	-	-	-	-	-
Acetophenone	mg/kg	-	-	-	-	-	-	-	-	-	-	-	-
Anthracene	mg/kg	-	-	-	-	-	-	-	-	-	-	-	-
Atrazine	mg/kg	-	-	-	-	-	-	-	-	-	-	-	-
Benzaldehyde	mg/kg	-	-	-	-	-	-	-	-	-	-	-	-
Benzo(a)anthracene	mg/kg	-	-	-	-	-	-	-	-	-	-	-	-
Benzo(a)pyrene	mg/kg	-	-	-	-	-	-	-	-	-	-	-	-
Benzo(b)fluoranthene	mg/kg	-	-	-	-	-	-	-	-	-	-	-	-
Benzo(g,h,i)perylene	mg/kg	-	-	-	-	-	-	-	-	-	-	-	-
Benzo(k)fluoranthene	mg/kg	-	-	-	-	-	-	-	-	-	-	-	-
Benzoic acid	mg/kg	-	-	-	-	-	-	-	-	-	-	-	-
Biphenyl (1,1-Biphenyl)	mg/kg	-	-	-	-	-	-	-	-	-	-	-	-
4-Bromophenyl phenyl ether	mg/kg	-	-	-	-	-	-	-	-	-	-	-	-
Butyl benzylphthalate (BBP)	mg/kg	-	-	-	-	-	-	-	-	-	-	-	-
Caprolactam	mg/kg	-	-	-	-	-	-	-	-	-	-	-	-
Carbazole	mg/kg	-	-	-	-	-	-	-	-	-	-	-	-
4-Chloro-3-methylphenol	mg/kg	-	-	-	-	-	-	-	-	-	-	-	-
4-Chloroaniline	mg/kg	-	-	-	-	-	-	-	-	-	-	-	-
bis(2-Chloroethoxy)methane	mg/kg	-	-	-	-	-	-	-	-	-	-	-	-
bis(2-Chloroethyl)ether	mg/kg	-	-	-	-	-	-	-	-	-	-	-	-
2-Chloronaphthalene	mg/kg	-	-	-	-	-	-	-	-	-	-	-	-
2-Chlorophenol	mg/kg	-	-	-	-	-	-	-	-	-	-	-	-
4-Chlorophenyl phenyl ether	mg/kg	-	-	-	-	-	-	-	-	-	-	-	-
Chrysene	mg/kg	-	-	-	-	-	-	-	-	-	-	-	-
Dibenz(a,h)anthracene	mg/kg	-	-	-	-	-	-	-	-	-	-	-	-
Dibenzofuran	mg/kg	-	-	-	-	-	-	-	-	-	-	-	-
1,2-Dichlorobenzene	mg/kg	-	-	-	-	-	-	-	-	-	-	-	-
1,3-Dichlorobenzene	mg/kg	-	-	-	-	-	-	-	-	-	-	-	-
1,4-Dichlorobenzene	mg/kg	-	-	-	-	-	-	-	-	-	-	-	-
3,3'-Dichlorobenzidine	mg/kg	-	-	-	-	-	-	-	-	-	-	-	-
2,4-Dichlorophenol	mg/kg	-	-	-	-	-	-	-	-	-	-	-	-
Diethyl phthalate	mg/kg	-	-	-	-	-	-	-	-	-	-	-	-

APPENDIX G.1

SOIL QUALITY DATA
RFI REPORT
FORMER MANUAL TRANSMISSIONS OF MUNCIE FACILITY
MUNCIE, INDIANA

AOI		*AOI 11.1*	*AOI 11.1*	*AOI 11.1*	*AOI 11.1*	*AOI 11.1*	*AOI 11.1*	*AOI 11.1*	*AOI 11.1*	*AOI 11.1*	*AOI 11.1*	*AOI 11.1*	*AOI 11.1*
Sample Location		*G-4*	*G-5*	*G-6*	*G-7*	*G-8*	*G-10*	*G-12*	*G-13*	*G-14*	*G-15*	*G-16*	*G-17*
Sample Identification		*NO. 4*	*NO. 5*	*NO. 6*	*NO. 7*	*NO. 8*	*NO. 10*	*NO. 12*	*NO. 13*	*NO. 14*	*NO. 15*	*NO. 16*	*NO. 17*
Sample Date		*9/5/1990*	*9/5/1990*	*9/5/1990*	*9/11/1990*	*9/15/1990*	*10/3/1990*	*10/3/1990*	*10/3/1990*	*10/3/1990*	*10/3/1990*	*10/3/1990*	*10/18/1990*
Sample Depth		*(18) ft BGS*	*(18) ft BGS*	*(18) ft BGS*	*(18) ft BGS*	*(18) ft BGS*	*(18) ft BGS*	*(18) ft BGS*	*(18) ft BGS*	*(18) ft BGS*	*(18) ft BGS*	*(18) ft BGS*	*(18) ft BGS*
Sample Type	*Units*												
SVOCs (Continued)													
Dimethyl phthalate	mg/kg	-	-	-	-	-	-	-	-	-	-	-	-
2,4-Dimethylphenol	mg/kg	-	-	-	-	-	-	-	-	-	-	-	-
Di-n-butylphthalate (DBP)	mg/kg	-	-	-	-	-	-	-	-	-	-	-	-
4,6-Dinitro-2-methylphenol	mg/kg	-	-	-	-	-	-	-	-	-	-	-	-
2,4-Dinitrophenol	mg/kg	-	-	-	-	-	-	-	-	-	-	-	-
2,4-Dinitrotoluene	mg/kg	-	-	-	-	-	-	-	-	-	-	-	-
2,6-Dinitrotoluene	mg/kg	-	-	-	-	-	-	-	-	-	-	-	-
Di-n-octyl phthalate (DnOP)	mg/kg	-	-	-	-	-	-	-	-	-	-	-	-
bis(2-Ethylhexyl)phthalate (DEHP)	mg/kg	-	-	-	-	-	-	-	-	-	-	-	-
Fluoranthene	mg/kg	-	-	-	-	-	-	-	-	-	-	-	-
Fluorene	mg/kg	-	-	-	-	-	-	-	-	-	-	-	-
Hexachlorobenzene	mg/kg	-	-	-	-	-	-	-	-	-	-	-	-
Hexachlorobutadiene	mg/kg	-	-	-	-	-	-	-	-	-	-	-	-
Hexachlorocyclopentadiene	mg/kg	-	-	-	-	-	-	-	-	-	-	-	-
Hexachloroethane	mg/kg	-	-	-	-	-	-	-	-	-	-	-	-
Indeno(1,2,3-cd)pyrene	mg/kg	-	-	-	-	-	-	-	-	-	-	-	-
Isophorone	mg/kg	-	-	-	-	-	-	-	-	-	-	-	-
2-Methylnaphthalene	mg/kg	-	-	-	-	-	-	-	-	-	-	-	-
2-Methylphenol	mg/kg	-	-	-	-	-	-	-	-	-	-	-	-
3&4-Methylphenol	mg/kg	-	-	-	-	-	-	-	-	-	-	-	-
4-Methylphenol	mg/kg	-	-	-	-	-	-	-	-	-	-	-	-
Naphthalene	mg/kg	-	-	-	-	-	-	-	-	-	-	-	-
2-Nitroaniline	mg/kg	-	-	-	-	-	-	-	-	-	-	-	-
3-Nitroaniline	mg/kg	-	-	-	-	-	-	-	-	-	-	-	-
4-Nitroaniline	mg/kg	-	-	-	-	-	-	-	-	-	-	-	-
Nitrobenzene	mg/kg	-	-	-	-	-	-	-	-	-	-	-	-
2-Nitrophenol	mg/kg	-	-	-	-	-	-	-	-	-	-	-	-
4-Nitrophenol	mg/kg	-	-	-	-	-	-	-	-	-	-	-	-
N-Nitrosodi-n-propylamine	mg/kg	-	-	-	-	-	-	-	-	-	-	-	-
N-Nitrosodiphenylamine	mg/kg	-	-	-	-	-	-	-	-	-	-	-	-
N-Nitrosodimethylamine	mg/kg	-	-	-	-	-	-	-	-	-	-	-	-
2,2'-Oxybis(1-chloropropane)	mg/kg	-	-	-	-	-	-	-	-	-	-	-	-
Pentachlorophenol	mg/kg	-	-	-	-	-	-	-	-	-	-	-	-
Phenanthrene	mg/kg	-	-	-	-	-	-	-	-	-	-	-	-
Phenol	mg/kg	-	-	-	-	-	-	-	-	-	-	-	-
Pyrene	mg/kg	-	-	-	-	-	-	-	-	-	-	-	-
1,2,4-Trichlorobenzene	mg/kg	-	-	-	-	-	-	-	-	-	-	-	-
2,4,5-Trichlorophenol	mg/kg	-	-	-	-	-	-	-	-	-	-	-	-
2,4,6-Trichlorophenol	mg/kg	-	-	-	-	-	-	-	-	-	-	-	-

APPENDIX G.1

SOIL QUALITY DATA
RFI REPORT
FORMER MANUAL TRANSMISSIONS OF MUNCIE FACILITY
MUNCIE, INDIANA

AOI		*AOI 11.1*	*AOI 11.1*	*AOI 11.1*	*AOI 11.1*	*AOI 11.1*	*AOI 11.1*	*AOI 11.1*	*AOI 11.1*	*AOI 11.1*	*AOI 11.1*	*AOI 11.1*	*AOI 11.1*
Sample Location		*G-4*	*G-5*	*G-6*	*G-7*	*G-8*	*G-10*	*G-12*	*G-13*	*G-14*	*G-15*	*G-16*	*G-17*
Sample Identification		*NO. 4*	*NO. 5*	*NO. 6*	*NO. 7*	*NO. 8*	*NO. 10*	*NO. 12*	*NO. 13*	*NO. 14*	*NO. 15*	*NO. 16*	*NO. 17*
Sample Date		*9/5/1990*	*9/5/1990*	*9/5/1990*	*9/11/1990*	*9/15/1990*	*10/3/1990*	*10/3/1990*	*10/3/1990*	*10/3/1990*	*10/3/1990*	*10/3/1990*	*10/18/1990*
Sample Depth		*(18) ft BGS*	*(18) ft BGS*	*(18) ft BGS*	*(18) ft BGS*	*(18) ft BGS*	*(18) ft BGS*	*(18) ft BGS*	*(18) ft BGS*	*(18) ft BGS*	*(18) ft BGS*	*(18) ft BGS*	*(18) ft BGS*
Sample Type	*Units*												
Polychlorinated Biphenyls (PCBs)													
Aroclor-1016 (PCB-1016)	mg/kg	-	-	-	-	-	-	-	-	-	-	-	-
Aroclor-1221 (PCB-1221)	mg/kg	-	-	-	-	-	-	-	-	-	-	-	-
Aroclor-1232 (PCB-1232)	mg/kg	-	-	-	-	-	-	-	-	-	-	-	-
Aroclor-1242 (PCB-1242)	mg/kg	-	-	-	-	-	-	-	-	-	-	-	-
Aroclor-1248 (PCB-1248)	mg/kg	-	-	-	-	-	-	-	-	-	-	-	-
Aroclor-1254 (PCB-1254)	mg/kg	-	-	-	-	-	-	-	-	-	-	-	-
Aroclor-1260 (PCB-1260)	mg/kg	-	-	-	-	-	-	-	-	-	-	-	-
Total PCBs	mg/kg	-	-	-	-	-	-	-	-	-	-	-	-
Total Petroleum Hydrocarbons (TPH)													
Total Petroleum Hydrocarbons - Diesel	mg/kg	-	-	-	-	-	-	-	-	-	-	-	-
Total Petroleum Hydrocarbons - Gas	mg/kg	-	-	-	-	-	-	-	-	-	-	-	-
Total Petroleum Hydrocarbons - Oil	mg/kg	-	-	-	-	-	-	-	-	-	-	-	-
Total Petroleum Hydrocarbons	mg/kg	13	640	6800	10 U	786	254	85	10 U	92	10 U	25714	10 U
Total Petroleum Hydrocarbons - Purgeable (GRO)	mg/kg	-	-	-	-	-	-	-	-	-	-	-	-
Total Petroleum Hydrocarbons (C10-C20)	mg/kg	-	-	-	-	-	-	-	-	-	-	-	-
Total Petroleum Hydrocarbons (C20-C34)	mg/kg	-	-	-	-	-	-	-	-	-	-	-	-
Total Petroleum Hydrocarbons (C6-C10) GRO	mg/kg	-	-	-	-	-	-	-	-	-	-	-	-
Metals													
Aluminum	mg/kg	-	-	-	-	-	-	-	-	-	-	-	-
Antimony	mg/kg	-	-	-	-	-	-	-	-	-	-	-	-
Arsenic	mg/kg	-	-	-	-	-	-	-	-	-	-	-	-
Barium	mg/kg	-	-	-	-	-	-	-	-	-	-	-	-
Beryllium	mg/kg	-	-	-	-	-	-	-	-	-	-	-	-
Cadmium	mg/kg	-	-	-	-	-	-	-	-	-	-	-	-
Calcium	mg/kg	-	-	-	-	-	-	-	-	-	-	-	-
Chromium	mg/kg	-	-	-	-	-	-	-	-	-	-	-	-
Chromium VI (hexavalent)	mg/kg	-	-	-	-	-	-	-	-	-	-	-	-
Cobalt	mg/kg	-	-	-	-	-	-	-	-	-	-	-	-
Copper	mg/kg	-	-	-	-	-	-	-	-	-	-	-	-
Iron	mg/kg	-	-	-	-	-	-	-	-	-	-	-	-
Lead	mg/kg	-	-	-	-	-	-	-	-	-	-	-	-
Magnesium	mg/kg	-	-	-	-	-	-	-	-	-	-	-	-
Manganese	mg/kg	-	-	-	-	-	-	-	-	-	-	-	-
Mercury	mg/kg	-	-	-	-	-	-	-	-	-	-	-	-
Nickel	mg/kg	-	-	-	-	-	-	-	-	-	-	-	-
Potassium	mg/kg	-	-	-	-	-	-	-	-	-	-	-	-
Selenium	mg/kg	-	-	-	-	-	-	-	-	-	-	-	-
Silver	mg/kg	-	-	-	-	-	-	-	-	-	-	-	-
Sodium	mg/kg	-	-	-	-	-	-	-	-	-	-	-	-
Thallium	mg/kg	-	-	-	-	-	-	-	-	-	-	-	-
Vanadium	mg/kg	-	-	-	-	-	-	-	-	-	-	-	-
Zinc	mg/kg	-	-	-	-	-	-	-	-	-	-	-	-

APPENDIX G.1

SOIL QUALITY DATA
RFI REPORT
FORMER MANUAL TRANSMISSIONS OF MUNCIE FACILITY
MUNCIE, INDIANA

AOI		*AOI 11.1*	*AOI 11.1*	*AOI 11.1*	*AOI 11.1*	*AOI 11.1*	*AOI 11.1*	*AOI 11.1*	*AOI 11.1*	*AOI 11.1*	*AOI 11.1*	*AOI 11.1*	*AOI 11.1*
Sample Location		*G-4*	*G-5*	*G-6*	*G-7*	*G-8*	*G-10*	*G-12*	*G-13*	*G-14*	*G-15*	*G-16*	*G-17*
Sample Identification		*NO. 4*	*NO. 5*	*NO. 6*	*NO. 7*	*NO. 8*	*NO. 10*	*NO. 12*	*NO. 13*	*NO. 14*	*NO. 15*	*NO. 16*	*NO. 17*
Sample Date		*9/5/1990*	*9/5/1990*	*9/5/1990*	*9/11/1990*	*9/15/1990*	*10/3/1990*	*10/3/1990*	*10/3/1990*	*10/3/1990*	*10/3/1990*	*10/3/1990*	*10/18/1990*
Sample Depth		*(18) ft BGS*	*(18) ft BGS*	*(18) ft BGS*	*(18) ft BGS*	*(18) ft BGS*	*(18) ft BGS*	*(18) ft BGS*	*(18) ft BGS*	*(18) ft BGS*	*(18) ft BGS*	*(18) ft BGS*	*(18) ft BGS*
Sample Type	*Units*												
General Chemistry													
Carbonate (as CaCO3)	mg/kg	-	-	-	-	-	-	-	-	-	-	-	-
Chloride	mg/kg	-	-	-	-	-	-	-	-	-	-	-	-
Chloride	s.u.	-	-	-	-	-	-	-	-	-	-	-	-
Cyanide (total)	mg/kg	-	-	-	-	-	-	-	-	-	-	-	-
N-Hexane extractable material	mg/kg	-	-	-	-	-	-	-	-	-	-	-	-
Percent moisture	%	-	-	-	-	-	-	-	-	-	-	-	-
pH	s.u.	-	-	-	-	-	-	-	-	-	-	-	-
Saturated aliphatic hydrocarbons	mg/kg	-	-	-	-	-	-	-	-	-	-	-	-
Sulfate	mg/kg	-	-	-	-	-	-	-	-	-	-	-	-
Total solids	%	-	-	-	-	-	-	-	-	-	-	-	-

Notes

mg/kg - Milligrams per kilogram
"-" - No value
U - Not detected at the associated reporting limit
J - Estimated concentration
UJ - Not detected; associated reporting limit is estimated
R - Rejected
s.u. - Standard units
nc - No criteria
ND - Non Detect (calculation)
BOLD[abc] Concentration exceeds associated screening level
IDEM Appendix A: Screening Levels Remedation Closure Guide - March 25, 2014
a - Exceeds IDEM residential migration to ground water screening levels
b - Exceeds IDEM commercial/industrial direct contact screening levels
c - Exceeds IDEM excavation direct contact screening levels

APPENDIX G.1

SOIL QUALITY DATA
RFI REPORT
FORMER MANUAL TRANSMISSIONS OF MUNCIE FACILITY
MUNCIE, INDIANA

AOI		*AOI 11.1*	*AOI 11.1*	*AOI 11.1*	*AOI 11.1*	*AOI 11.1*	*AOI 11.1*	*AOI 11.1*	*AOI 11.1*	*AOI 11.1*	*AOI 11.1*	*AOI 11.1*
Sample Location		*G-18*	*G-20*	*G-21*	*G-22*	*G-23*	*G-24*	*G-25*	*G-26*	*G-27*	*G-28*	*G-29*
Sample Identification		*NO. 18*	*NO. 20*	*NO. 21*	*NO. 22*	*NO. 23*	*NO. 24*	*NO. 25*	*NO. 26*	*NO. 27*	*NO. 28*	*NO. 29*
Sample Date		*10/18/1990*	*10/18/1990*	*10/18/1990*	*10/18/1990*	*10/18/1990*	*10/18/1990*	*10/18/1990*	*10/29/1990*	*10/29/1990*	*10/29/1990*	*10/29/1990*
Sample Depth		*(18) ft BGS*	*(18) ft BGS*	*(18) ft BGS*	*(18) ft BGS*	*(18) ft BGS*	*(18) ft BGS*	*(18) ft BGS*	*(18) ft BGS*	*(18) ft BGS*	*(18) ft BGS*	*(18) ft BGS*
Sample Type	*Units*											
Volatile Organic Compounds (VOCs)												
Acetone	mg/kg	-	-	-	-	-	-	-	-	-	-	-
Benzene	mg/kg	0.005 U	0.005 U	0.005 U	0.005 U	0.005 U	0.005 U	0.005 U	0.005 U	0.005 U	0.005 U	0.005 U
Benzyl alcohol	mg/kg	-	-	-	-	-	-	-	-	-	-	-
Bromodichloromethane	mg/kg	-	-	-	-	-	-	-	-	-	-	-
Bromoform	mg/kg	-	-	-	-	-	-	-	-	-	-	-
Bromomethane (Methyl bromide)	mg/kg	-	-	-	-	-	-	-	-	-	-	-
2-Butanone (Methyl ethyl ketone) (MEK)	mg/kg	-	-	-	-	-	-	-	-	-	-	-
Carbon disulfide	mg/kg	-	-	-	-	-	-	-	-	-	-	-
Carbon tetrachloride	mg/kg	-	-	-	-	-	-	-	-	-	-	-
4-Chloroaniline	mg/kg	-	-	-	-	-	-	-	-	-	-	-
Chlorobenzene	mg/kg	-	-	-	-	-	-	-	-	-	-	-
Chloroethane	mg/kg	-	-	-	-	-	-	-	-	-	-	-
2-Chloroethyl vinyl ether	mg/kg	-	-	-	-	-	-	-	-	-	-	-
Chloroform (Trichloromethane)	mg/kg	-	-	-	-	-	-	-	-	-	-	-
Chloromethane (Methyl chloride)	mg/kg	-	-	-	-	-	-	-	-	-	-	-
Cyclohexane	mg/kg	-	-	-	-	-	-	-	-	-	-	-
Dibenzofuran	mg/kg	-	-	-	-	-	-	-	-	-	-	-
1,2-Dibromo-3-chloropropane (DBCP)	mg/kg	-	-	-	-	-	-	-	-	-	-	-
Dibromochloromethane	mg/kg	-	-	-	-	-	-	-	-	-	-	-
1,2-Dibromoethane (Ethylene dibromide)	mg/kg	-	-	-	-	-	-	-	-	-	-	-
1,2-Dichlorobenzene	mg/kg	-	-	-	-	-	-	-	-	-	-	-
1,3-Dichlorobenzene	mg/kg	-	-	-	-	-	-	-	-	-	-	-
1,4-Dichlorobenzene	mg/kg	-	-	-	-	-	-	-	-	-	-	-
Dichlorodifluoromethane (CFC-12)	mg/kg	-	-	-	-	-	-	-	-	-	-	-
Dichloroethane	mg/kg	-	-	-	-	-	-	-	-	-	-	-
1,1-Dichloroethane	mg/kg	-	-	-	-	-	-	-	-	-	-	-
1,2-Dichloroethane	mg/kg	-	-	-	-	-	-	-	-	-	-	-
Dichloroethene	mg/kg	-	-	-	-	-	-	-	-	-	-	-
1,2-Dichloroethene (total)	mg/kg	-	-	-	-	-	-	-	-	-	-	-
1,1-Dichloroethene	mg/kg	-	-	-	-	-	-	-	-	-	-	-
cis-1,2-Dichloroethene	mg/kg	-	-	-	-	-	-	-	-	-	-	-
trans-1,2-Dichloroethene	mg/kg	-	-	-	-	-	-	-	-	-	-	-
1,2-Dichloropropane	mg/kg	-	-	-	-	-	-	-	-	-	-	-
cis-1,3-Dichloropropene	mg/kg	-	-	-	-	-	-	-	-	-	-	-
trans-1,3-Dichloropropene	mg/kg	-	-	-	-	-	-	-	-	-	-	-
Ethylbenzene	mg/kg	0.005 U	0.005 U	0.005 U	0.005 U	0.005 U	0.005 U	0.005 U	0.005 U	0.005 U	0.005 U	0.005 U
2-Hexanone	mg/kg	-	-	-	-	-	-	-	-	-	-	-
Isopropyl benzene	mg/kg	-	-	-	-	-	-	-	-	-	-	-
Methyl acetate	mg/kg	-	-	-	-	-	-	-	-	-	-	-
Methyl cyclohexane	mg/kg	-	-	-	-	-	-	-	-	-	-	-
Methyl tert butyl ether (MTBE)	mg/kg	-	-	-	-	-	-	-	-	-	-	-
4-Methyl-2-pentanone (MIBK)	mg/kg	-	-	-	-	-	-	-	-	-	-	-
Methylene chloride	mg/kg	-	-	-	-	-	-	-	-	-	-	-
Styrene	mg/kg	-	-	-	-	-	-	-	-	-	-	-
1,1,2,2-Tetrachloroethane	mg/kg	-	-	-	-	-	-	-	-	-	-	-
Tetrachloroethene	mg/kg	-	-	-	-	-	-	-	-	-	-	-

APPENDIX G.1

SOIL QUALITY DATA
RFI REPORT
FORMER MANUAL TRANSMISSIONS OF MUNCIE FACILITY
MUNCIE, INDIANA

AOI		*AOI 11.1*	*AOI 11.1*	*AOI 11.1*	*AOI 11.1*	*AOI 11.1*	*AOI 11.1*	*AOI 11.1*	*AOI 11.1*	*AOI 11.1*	*AOI 11.1*	*AOI 11.1*
Sample Location		*G-18*	*G-20*	*G-21*	*G-22*	*G-23*	*G-24*	*G-25*	*G-26*	*G-27*	*G-28*	*G-29*
Sample Identification		*NO. 18*	*NO. 20*	*NO. 21*	*NO. 22*	*NO. 23*	*NO. 24*	*NO. 25*	*NO. 26*	*NO. 27*	*NO. 28*	*NO. 29*
Sample Date		*10/18/1990*	*10/18/1990*	*10/18/1990*	*10/18/1990*	*10/18/1990*	*10/18/1990*	*10/18/1990*	*10/29/1990*	*10/29/1990*	*10/29/1990*	*10/29/1990*
Sample Depth		*(18) ft BGS*	*(18) ft BGS*	*(18) ft BGS*	*(18) ft BGS*	*(18) ft BGS*	*(18) ft BGS*	*(18) ft BGS*	*(18) ft BGS*	*(18) ft BGS*	*(18) ft BGS*	*(18) ft BGS*
Sample Type	*Units*											
VOCs (Continued)												
Toluene	mg/kg	0.005 U	0.005 U	0.005 U	0.005 U	0.005 U	0.005 U	0.005 U	0.005 U	0.005 U	0.005 U	0.005 U
1,2,4-Trichlorobenzene	mg/kg	-	-	-	-	-	-	-	-	-	-	-
Trichloroethane	mg/kg	-	-	-	-	-	-	-	-	-	-	-
1,1,1-Trichloroethane	mg/kg	-	-	-	-	-	-	-	-	-	-	-
1,1,2-Trichloroethane	mg/kg	-	-	-	-	-	-	-	-	-	-	-
Trichloroethene	mg/kg	-	-	-	-	-	-	-	-	-	-	-
Trichlorofluoromethane (CFC-11)	mg/kg	-	-	-	-	-	-	-	-	-	-	-
Trifluorotrichloroethane (Freon 113)	mg/kg	-	-	-	-	-	-	-	-	-	-	-
Vinyl acetate	mg/kg	-	-	-	-	-	-	-	-	-	-	-
Vinyl chloride	mg/kg	-	-	-	-	-	-	-	-	-	-	-
Xylenes (total)	mg/kg	0.005 U	0.005 U	0.005 U	0.005 U	0.005 U	0.005 U	0.005 U	0.005 U	0.005 U	0.005 U	0.005 U
Semi-Volatile Organic Compounds (SVOCs)												
Acenaphthene	mg/kg	-	-	-	-	-	-	-	-	-	-	-
Acenaphthylene	mg/kg	-	-	-	-	-	-	-	-	-	-	-
Acetophenone	mg/kg	-	-	-	-	-	-	-	-	-	-	-
Anthracene	mg/kg	-	-	-	-	-	-	-	-	-	-	-
Atrazine	mg/kg	-	-	-	-	-	-	-	-	-	-	-
Benzaldehyde	mg/kg	-	-	-	-	-	-	-	-	-	-	-
Benzo(a)anthracene	mg/kg	-	-	-	-	-	-	-	-	-	-	-
Benzo(a)pyrene	mg/kg	-	-	-	-	-	-	-	-	-	-	-
Benzo(b)fluoranthene	mg/kg	-	-	-	-	-	-	-	-	-	-	-
Benzo(g,h,i)perylene	mg/kg	-	-	-	-	-	-	-	-	-	-	-
Benzo(k)fluoranthene	mg/kg	-	-	-	-	-	-	-	-	-	-	-
Benzoic acid	mg/kg	-	-	-	-	-	-	-	-	-	-	-
Biphenyl (1,1-Biphenyl)	mg/kg	-	-	-	-	-	-	-	-	-	-	-
4-Bromophenyl phenyl ether	mg/kg	-	-	-	-	-	-	-	-	-	-	-
Butyl benzylphthalate (BBP)	mg/kg	-	-	-	-	-	-	-	-	-	-	-
Caprolactam	mg/kg	-	-	-	-	-	-	-	-	-	-	-
Carbazole	mg/kg	-	-	-	-	-	-	-	-	-	-	-
4-Chloro-3-methylphenol	mg/kg	-	-	-	-	-	-	-	-	-	-	-
4-Chloroaniline	mg/kg	-	-	-	-	-	-	-	-	-	-	-
bis(2-Chloroethoxy)methane	mg/kg	-	-	-	-	-	-	-	-	-	-	-
bis(2-Chloroethyl)ether	mg/kg	-	-	-	-	-	-	-	-	-	-	-
2-Chloronaphthalene	mg/kg	-	-	-	-	-	-	-	-	-	-	-
2-Chlorophenol	mg/kg	-	-	-	-	-	-	-	-	-	-	-
4-Chlorophenyl phenyl ether	mg/kg	-	-	-	-	-	-	-	-	-	-	-
Chrysene	mg/kg	-	-	-	-	-	-	-	-	-	-	-
Dibenz(a,h)anthracene	mg/kg	-	-	-	-	-	-	-	-	-	-	-
Dibenzofuran	mg/kg	-	-	-	-	-	-	-	-	-	-	-
1,2-Dichlorobenzene	mg/kg	-	-	-	-	-	-	-	-	-	-	-
1,3-Dichlorobenzene	mg/kg	-	-	-	-	-	-	-	-	-	-	-
1,4-Dichlorobenzene	mg/kg	-	-	-	-	-	-	-	-	-	-	-
3,3'-Dichlorobenzidine	mg/kg	-	-	-	-	-	-	-	-	-	-	-
2,4-Dichlorophenol	mg/kg	-	-	-	-	-	-	-	-	-	-	-
Diethyl phthalate	mg/kg	-	-	-	-	-	-	-	-	-	-	-

APPENDIX G.1

SOIL QUALITY DATA
RFI REPORT
FORMER MANUAL TRANSMISSIONS OF MUNCIE FACILITY
MUNCIE, INDIANA

AOI		*AOI 11.1*	*AOI 11.1*	*AOI 11.1*	*AOI 11.1*	*AOI 11.1*	*AOI 11.1*	*AOI 11.1*	*AOI 11.1*	*AOI 11.1*	*AOI 11.1*	*AOI 11.1*
Sample Location		*G-18*	*G-20*	*G-21*	*G-22*	*G-23*	*G-24*	*G-25*	*G-26*	*G-27*	*G-28*	*G-29*
Sample Identification		*NO. 18*	*NO. 20*	*NO. 21*	*NO. 22*	*NO. 23*	*NO. 24*	*NO. 25*	*NO. 26*	*NO. 27*	*NO. 28*	*NO. 29*
Sample Date		*10/18/1990*	*10/18/1990*	*10/18/1990*	*10/18/1990*	*10/18/1990*	*10/18/1990*	*10/18/1990*	*10/29/1990*	*10/29/1990*	*10/29/1990*	*10/29/1990*
Sample Depth		*(18) ft BGS*	*(18) ft BGS*	*(18) ft BGS*	*(18) ft BGS*	*(18) ft BGS*	*(18) ft BGS*	*(18) ft BGS*	*(18) ft BGS*	*(18) ft BGS*	*(18) ft BGS*	*(18) ft BGS*
Sample Type	*Units*											
SVOCs (Continued)												
Dimethyl phthalate	mg/kg	-	-	-	-	-	-	-	-	-	-	-
2,4-Dimethylphenol	mg/kg	-	-	-	-	-	-	-	-	-	-	-
Di-n-butylphthalate (DBP)	mg/kg	-	-	-	-	-	-	-	-	-	-	-
4,6-Dinitro-2-methylphenol	mg/kg	-	-	-	-	-	-	-	-	-	-	-
2,4-Dinitrophenol	mg/kg	-	-	-	-	-	-	-	-	-	-	-
2,4-Dinitrotoluene	mg/kg	-	-	-	-	-	-	-	-	-	-	-
2,6-Dinitrotoluene	mg/kg	-	-	-	-	-	-	-	-	-	-	-
Di-n-octyl phthalate (DnOP)	mg/kg	-	-	-	-	-	-	-	-	-	-	-
bis(2-Ethylhexyl)phthalate (DEHP)	mg/kg	-	-	-	-	-	-	-	-	-	-	-
Fluoranthene	mg/kg	-	-	-	-	-	-	-	-	-	-	-
Fluorene	mg/kg	-	-	-	-	-	-	-	-	-	-	-
Hexachlorobenzene	mg/kg	-	-	-	-	-	-	-	-	-	-	-
Hexachlorobutadiene	mg/kg	-	-	-	-	-	-	-	-	-	-	-
Hexachlorocyclopentadiene	mg/kg	-	-	-	-	-	-	-	-	-	-	-
Hexachloroethane	mg/kg	-	-	-	-	-	-	-	-	-	-	-
Indeno(1,2,3-cd)pyrene	mg/kg	-	-	-	-	-	-	-	-	-	-	-
Isophorone	mg/kg	-	-	-	-	-	-	-	-	-	-	-
2-Methylnaphthalene	mg/kg	-	-	-	-	-	-	-	-	-	-	-
2-Methylphenol	mg/kg	-	-	-	-	-	-	-	-	-	-	-
3&4-Methylphenol	mg/kg	-	-	-	-	-	-	-	-	-	-	-
4-Methylphenol	mg/kg	-	-	-	-	-	-	-	-	-	-	-
Naphthalene	mg/kg	-	-	-	-	-	-	-	-	-	-	-
2-Nitroaniline	mg/kg	-	-	-	-	-	-	-	-	-	-	-
3-Nitroaniline	mg/kg	-	-	-	-	-	-	-	-	-	-	-
4-Nitroaniline	mg/kg	-	-	-	-	-	-	-	-	-	-	-
Nitrobenzene	mg/kg	-	-	-	-	-	-	-	-	-	-	-
2-Nitrophenol	mg/kg	-	-	-	-	-	-	-	-	-	-	-
4-Nitrophenol	mg/kg	-	-	-	-	-	-	-	-	-	-	-
N-Nitrosodi-n-propylamine	mg/kg	-	-	-	-	-	-	-	-	-	-	-
N-Nitrosodiphenylamine	mg/kg	-	-	-	-	-	-	-	-	-	-	-
N-Nitrosodimethylamine	mg/kg	-	-	-	-	-	-	-	-	-	-	-
2,2'-Oxybis(1-chloropropane)	mg/kg	-	-	-	-	-	-	-	-	-	-	-
Pentachlorophenol	mg/kg	-	-	-	-	-	-	-	-	-	-	-
Phenanthrene	mg/kg	-	-	-	-	-	-	-	-	-	-	-
Phenol	mg/kg	-	-	-	-	-	-	-	-	-	-	-
Pyrene	mg/kg	-	-	-	-	-	-	-	-	-	-	-
1,2,4-Trichlorobenzene	mg/kg	-	-	-	-	-	-	-	-	-	-	-
2,4,5-Trichlorophenol	mg/kg	-	-	-	-	-	-	-	-	-	-	-
2,4,6-Trichlorophenol	mg/kg	-	-	-	-	-	-	-	-	-	-	-

APPENDIX G.1

SOIL QUALITY DATA
RFI REPORT
FORMER MANUAL TRANSMISSIONS OF MUNCIE FACILITY
MUNCIE, INDIANA

AOI		*AOI 11.1*	*AOI 11.1*	*AOI 11.1*	*AOI 11.1*	*AOI 11.1*	*AOI 11.1*	*AOI 11.1*	*AOI 11.1*	*AOI 11.1*	*AOI 11.1*	*AOI 11.1*
Sample Location		*G-18*	*G-20*	*G-21*	*G-22*	*G-23*	*G-24*	*G-25*	*G-26*	*G-27*	*G-28*	*G-29*
Sample Identification		*NO. 18*	*NO. 20*	*NO. 21*	*NO. 22*	*NO. 23*	*NO. 24*	*NO. 25*	*NO. 26*	*NO. 27*	*NO. 28*	*NO. 29*
Sample Date		*10/18/1990*	*10/18/1990*	*10/18/1990*	*10/18/1990*	*10/18/1990*	*10/18/1990*	*10/18/1990*	*10/29/1990*	*10/29/1990*	*10/29/1990*	*10/29/1990*
Sample Depth		*(18) ft BGS*	*(18) ft BGS*	*(18) ft BGS*	*(18) ft BGS*	*(18) ft BGS*	*(18) ft BGS*	*(18) ft BGS*	*(18) ft BGS*	*(18) ft BGS*	*(18) ft BGS*	*(18) ft BGS*
Sample Type	*Units*											
Polychlorinated Biphenyls (PCBs)												
Aroclor-1016 (PCB-1016)	mg/kg	-	-	-	-	-	-	-	-	-	-	-
Aroclor-1221 (PCB-1221)	mg/kg	-	-	-	-	-	-	-	-	-	-	-
Aroclor-1232 (PCB-1232)	mg/kg	-	-	-	-	-	-	-	-	-	-	-
Aroclor-1242 (PCB-1242)	mg/kg	-	-	-	-	-	-	-	-	-	-	-
Aroclor-1248 (PCB-1248)	mg/kg	-	-	-	-	-	-	-	-	-	-	-
Aroclor-1254 (PCB-1254)	mg/kg	-	-	-	-	-	-	-	-	-	-	-
Aroclor-1260 (PCB-1260)	mg/kg	-	-	-	-	-	-	-	-	-	-	-
Total PCBs	mg/kg	-	-	-	-	-	-	-	-	-	-	-
Total Petroleum Hydrocarbons (TPH)												
Total Petroleum Hydrocarbons - Diesel	mg/kg	-	-	-	-	-	-	-	-	-	-	-
Total Petroleum Hydrocarbons - Gas	mg/kg	-	-	-	-	-	-	-	-	-	-	-
Total Petroleum Hydrocarbons - Oil	mg/kg	-	-	-	-	-	-	-	-	-	-	-
Total Petroleum Hydrocarbons	mg/kg	9980	14900	5560	5460	10 U	10100	222	10 U	10 U	10 U	399
Total Petroleum Hydrocarbons - Purgeable (GRO)	mg/kg	-	-	-	-	-	-	-	-	-	-	-
Total Petroleum Hydrocarbons (C10-C20)	mg/kg	-	-	-	-	-	-	-	-	-	-	-
Total Petroleum Hydrocarbons (C20-C34)	mg/kg	-	-	-	-	-	-	-	-	-	-	-
Total Petroleum Hydrocarbons (C6-C10) GRO	mg/kg	-	-	-	-	-	-	-	-	-	-	-
Metals												
Aluminum	mg/kg	-	-	-	-	-	-	-	-	-	-	-
Antimony	mg/kg	-	-	-	-	-	-	-	-	-	-	-
Arsenic	mg/kg	-	-	-	-	-	-	-	-	-	-	-
Barium	mg/kg	-	-	-	-	-	-	-	-	-	-	-
Beryllium	mg/kg	-	-	-	-	-	-	-	-	-	-	-
Cadmium	mg/kg	-	-	-	-	-	-	-	-	-	-	-
Calcium	mg/kg	-	-	-	-	-	-	-	-	-	-	-
Chromium	mg/kg	-	-	-	-	-	-	-	-	-	-	-
Chromium VI (hexavalent)	mg/kg	-	-	-	-	-	-	-	-	-	-	-
Cobalt	mg/kg	-	-	-	-	-	-	-	-	-	-	-
Copper	mg/kg	-	-	-	-	-	-	-	-	-	-	-
Iron	mg/kg	-	-	-	-	-	-	-	-	-	-	-
Lead	mg/kg	-	-	-	-	-	-	-	-	-	-	-
Magnesium	mg/kg	-	-	-	-	-	-	-	-	-	-	-
Manganese	mg/kg	-	-	-	-	-	-	-	-	-	-	-
Mercury	mg/kg	-	-	-	-	-	-	-	-	-	-	-
Nickel	mg/kg	-	-	-	-	-	-	-	-	-	-	-
Potassium	mg/kg	-	-	-	-	-	-	-	-	-	-	-
Selenium	mg/kg	-	-	-	-	-	-	-	-	-	-	-
Silver	mg/kg	-	-	-	-	-	-	-	-	-	-	-
Sodium	mg/kg	-	-	-	-	-	-	-	-	-	-	-
Thallium	mg/kg	-	-	-	-	-	-	-	-	-	-	-
Vanadium	mg/kg	-	-	-	-	-	-	-	-	-	-	-
Zinc	mg/kg	-	-	-	-	-	-	-	-	-	-	-

APPENDIX G.1

SOIL QUALITY DATA
RFI REPORT
FORMER MANUAL TRANSMISSIONS OF MUNCIE FACILITY
MUNCIE, INDIANA

AOI		***AOI 11.1***	***AOI 11.1***	***AOI 11.1***	***AOI 11.1***	***AOI 11.1***	***AOI 11.1***	***AOI 11.1***	***AOI 11.1***	***AOI 11.1***	***AOI 11.1***	***AOI 11.1***
Sample Location		***G-18***	***G-20***	***G-21***	***G-22***	***G-23***	***G-24***	***G-25***	***G-26***	***G-27***	***G-28***	***G-29***
Sample Identification		***NO. 18***	***NO. 20***	***NO. 21***	***NO. 22***	***NO. 23***	***NO. 24***	***NO. 25***	***NO. 26***	***NO. 27***	***NO. 28***	***NO. 29***
Sample Date		***10/18/1990***	***10/18/1990***	***10/18/1990***	***10/18/1990***	***10/18/1990***	***10/18/1990***	***10/18/1990***	***10/29/1990***	***10/29/1990***	***10/29/1990***	***10/29/1990***
Sample Depth		***(18) ft BGS***	***(18) ft BGS***	***(18) ft BGS***	***(18) ft BGS***	***(18) ft BGS***	***(18) ft BGS***	***(18) ft BGS***	***(18) ft BGS***	***(18) ft BGS***	***(18) ft BGS***	***(18) ft BGS***
Sample Type	***Units***											
General Chemistry												
Carbonate (as CaCO3)	mg/kg	-	-	-	-	-	-	-	-	-	-	-
Chloride	mg/kg	-	-	-	-	-	-	-	-	-	-	-
Chloride	s.u.	-	-	-	-	-	-	-	-	-	-	-
Cyanide (total)	mg/kg	-	-	-	-	-	-	-	-	-	-	-
N-Hexane extractable material	mg/kg	-	-	-	-	-	-	-	-	-	-	-
Percent moisture	%	-	-	-	-	-	-	-	-	-	-	-
pH	s.u.	-	-	-	-	-	-	-	-	-	-	-
Saturated aliphatic hydrocarbons	mg/kg	-	-	-	-	-	-	-	-	-	-	-
Sulfate	mg/kg	-	-	-	-	-	-	-	-	-	-	-
Total solids	%	-	-	-	-	-	-	-	-	-	-	-

Notes
mg/kg - Milligrams per kilogram
"-" - No value
U - Not detected at the associated reporting limit
J - Estimated concentration
UJ - Not detected; associated reporting limit is estimated
R - Rejected
s.u. - Standard units
nc - No criteria
ND - Non Detect (calculation)
BOLD[abc] Concentration exceeds associated screening level
IDEM Appendix A: Screening Levels Remedation Closure Guide - March 25, 2014
a - Exceeds IDEM residential migration to ground water screening levels
b - Exceeds IDEM commercial/industrial direct contact screening levels
c - Exceeds IDEM excavation direct contact screening levels

APPENDIX G.1

SOIL QUALITY DATA
RFI REPORT
FORMER MANUAL TRANSMISSIONS OF MUNCIE FACILITY
MUNCIE, INDIANA

AOI		*AOI 11.1*	*AOI 11.1*	*AOI 11.1*	*AOI 11.1*	*AOI 11.1*	*AOI 11.1*	*AOI 11.1*	*AOI 11.1*	*AOI 11.1*	*AOI 11.1*	*AOI 11.1*
Sample Location		*G-30*	*G-31*	*G-32*	*G-33*	*G-34*	*G-35*	*G-36*	*G-37*	*G-38*	*G-39*	*G-40*
Sample Identification		*NO. 30*	*NO. 31*	*NO. 32*	*NO. 33*	*NO. 34*	*NO. 35*	*NO. 36*	*NO. 37*	*NO. 38*	*NO. 39*	*NO. 40*
Sample Date		*10/29/1990*	*10/29/1990*	*10/29/1990*	*12/10/1990*	*12/10/1990*	*12/13/1990*	*12/13/1990*	*12/13/1990*	*12/13/1990*	*12/13/1990*	*12/13/1990*
Sample Depth		*(18) ft BGS*	*(18) ft BGS*	*(18) ft BGS*	*(18) ft BGS*	*(18) ft BGS*	*(18) ft BGS*	*(18) ft BGS*	*(18) ft BGS*	*(18) ft BGS*	*(18) ft BGS*	*(18) ft BGS*
Sample Type	*Units*											
Volatile Organic Compounds (VOCs)												
Acetone	mg/kg	-	-	-	-	-	-	-	-	-	-	-
Benzene	mg/kg	0.005 U	0.005 U	0.005 U	0.005 U	0.005 U	0.005 U	0.005 U	0.005 U	0.005 U	0.005 U	0.005 U
Benzyl alcohol	mg/kg	-	-	-	-	-	-	-	-	-	-	-
Bromodichloromethane	mg/kg	-	-	-	-	-	-	-	-	-	-	-
Bromoform	mg/kg	-	-	-	-	-	-	-	-	-	-	-
Bromomethane (Methyl bromide)	mg/kg	-	-	-	-	-	-	-	-	-	-	-
2-Butanone (Methyl ethyl ketone) (MEK)	mg/kg	-	-	-	-	-	-	-	-	-	-	-
Carbon disulfide	mg/kg	-	-	-	-	-	-	-	-	-	-	-
Carbon tetrachloride	mg/kg	-	-	-	-	-	-	-	-	-	-	-
4-Chloroaniline	mg/kg	-	-	-	-	-	-	-	-	-	-	-
Chlorobenzene	mg/kg	-	-	-	-	-	-	-	-	-	-	-
Chloroethane	mg/kg	-	-	-	-	-	-	-	-	-	-	-
2-Chloroethyl vinyl ether	mg/kg	-	-	-	-	-	-	-	-	-	-	-
Chloroform (Trichloromethane)	mg/kg	-	-	-	-	-	-	-	-	-	-	-
Chloromethane (Methyl chloride)	mg/kg	-	-	-	-	-	-	-	-	-	-	-
Cyclohexane	mg/kg	-	-	-	-	-	-	-	-	-	-	-
Dibenzofuran	mg/kg	-	-	-	-	-	-	-	-	-	-	-
1,2-Dibromo-3-chloropropane (DBCP)	mg/kg	-	-	-	-	-	-	-	-	-	-	-
Dibromochloromethane	mg/kg	-	-	-	-	-	-	-	-	-	-	-
1,2-Dibromoethane (Ethylene dibromide)	mg/kg	-	-	-	-	-	-	-	-	-	-	-
1,2-Dichlorobenzene	mg/kg	-	-	-	-	-	-	-	-	-	-	-
1,3-Dichlorobenzene	mg/kg	-	-	-	-	-	-	-	-	-	-	-
1,4-Dichlorobenzene	mg/kg	-	-	-	-	-	-	-	-	-	-	-
Dichlorodifluoromethane (CFC-12)	mg/kg	-	-	-	-	-	-	-	-	-	-	-
Dichloroethane	mg/kg	-	-	-	-	-	-	-	-	-	-	-
1,1-Dichloroethane	mg/kg	-	-	-	-	-	-	-	-	-	-	-
1,2-Dichloroethane	mg/kg	-	-	-	-	-	-	-	-	-	-	-
Dichloroethene	mg/kg	-	-	-	-	-	-	-	-	-	-	-
1,2-Dichloroethene (total)	mg/kg	-	-	-	-	-	-	-	-	-	-	-
1,1-Dichloroethene	mg/kg	-	-	-	-	-	-	-	-	-	-	-
cis-1,2-Dichloroethene	mg/kg	-	-	-	-	-	-	-	-	-	-	-
trans-1,2-Dichloroethene	mg/kg	-	-	-	-	-	-	-	-	-	-	-
1,2-Dichloropropane	mg/kg	-	-	-	-	-	-	-	-	-	-	-
cis-1,3-Dichloropropene	mg/kg	-	-	-	-	-	-	-	-	-	-	-
trans-1,3-Dichloropropene	mg/kg	-	-	-	-	-	-	-	-	-	-	-
Ethylbenzene	mg/kg	0.005 U	0.005 U	0.005 U	0.005 U	0.005 U	0.005 U	0.005 U	0.005 U	0.005 U	0.005 U	0.005 U
2-Hexanone	mg/kg	-	-	-	-	-	-	-	-	-	-	-
Isopropyl benzene	mg/kg	-	-	-	-	-	-	-	-	-	-	-
Methyl acetate	mg/kg	-	-	-	-	-	-	-	-	-	-	-
Methyl cyclohexane	mg/kg	-	-	-	-	-	-	-	-	-	-	-
Methyl tert butyl ether (MTBE)	mg/kg	-	-	-	-	-	-	-	-	-	-	-
4-Methyl-2-pentanone (MIBK)	mg/kg	-	-	-	-	-	-	-	-	-	-	-
Methylene chloride	mg/kg	-	-	-	-	-	-	-	-	-	-	-
Styrene	mg/kg	-	-	-	-	-	-	-	-	-	-	-
1,1,2,2-Tetrachloroethane	mg/kg	-	-	-	-	-	-	-	-	-	-	-
Tetrachloroethene	mg/kg	-	-	-	-	-	-	-	-	-	-	-

APPENDIX G.1

SOIL QUALITY DATA
RFI REPORT
FORMER MANUAL TRANSMISSIONS OF MUNCIE FACILITY
MUNCIE, INDIANA

AOI		*AOI 11.1*	*AOI 11.1*	*AOI 11.1*	*AOI 11.1*	*AOI 11.1*	*AOI 11.1*	*AOI 11.1*	*AOI 11.1*	*AOI 11.1*	*AOI 11.1*	*AOI 11.1*
Sample Location		*G-30*	*G-31*	*G-32*	*G-33*	*G-34*	*G-35*	*G-36*	*G-37*	*G-38*	*G-39*	*G-40*
Sample Identification		*NO. 30*	*NO. 31*	*NO. 32*	*NO. 33*	*NO. 34*	*NO. 35*	*NO. 36*	*NO. 37*	*NO. 38*	*NO. 39*	*NO. 40*
Sample Date		*10/29/1990*	*10/29/1990*	*10/29/1990*	*12/10/1990*	*12/10/1990*	*12/13/1990*	*12/13/1990*	*12/13/1990*	*12/13/1990*	*12/13/1990*	*12/13/1990*
Sample Depth		*(18) ft BGS*	*(18) ft BGS*	*(18) ft BGS*	*(18) ft BGS*	*(18) ft BGS*	*(18) ft BGS*	*(18) ft BGS*	*(18) ft BGS*	*(18) ft BGS*	*(18) ft BGS*	*(18) ft BGS*
Sample Type	*Units*											
VOCs (Continued)												
Toluene	mg/kg	0.005 U	0.005 U	0.005 U	0.005 U	0.005 U	0.005 U	0.005 U	0.005 U	0.005 U	0.005 U	0.005 U
1,2,4-Trichlorobenzene	mg/kg	-	-	-	-	-	-	-	-	-	-	-
Trichloroethane	mg/kg	-	-	-	-	-	-	-	-	-	-	-
1,1,1-Trichloroethane	mg/kg	-	-	-	-	-	-	-	-	-	-	-
1,1,2-Trichloroethane	mg/kg	-	-	-	-	-	-	-	-	-	-	-
Trichloroethene	mg/kg	-	-	-	-	-	-	-	-	-	-	-
Trichlorofluoromethane (CFC-11)	mg/kg	-	-	-	-	-	-	-	-	-	-	-
Trifluorotrichloroethane (Freon 113)	mg/kg	-	-	-	-	-	-	-	-	-	-	-
Vinyl acetate	mg/kg	-	-	-	-	-	-	-	-	-	-	-
Vinyl chloride	mg/kg	-	-	-	-	-	-	-	-	-	-	-
Xylenes (total)	mg/kg	0.005 U	0.005 U	0.005 U	0.005 U	0.005 U	0.005 U	0.005 U	0.005 U	0.005 U	0.005 U	0.005 U
Semi-Volatile Organic Compounds (SVOCs)												
Acenaphthene	mg/kg	-	-	-	-	-	-	-	-	-	-	-
Acenaphthylene	mg/kg	-	-	-	-	-	-	-	-	-	-	-
Acetophenone	mg/kg	-	-	-	-	-	-	-	-	-	-	-
Anthracene	mg/kg	-	-	-	-	-	-	-	-	-	-	-
Atrazine	mg/kg	-	-	-	-	-	-	-	-	-	-	-
Benzaldehyde	mg/kg	-	-	-	-	-	-	-	-	-	-	-
Benzo(a)anthracene	mg/kg	-	-	-	-	-	-	-	-	-	-	-
Benzo(a)pyrene	mg/kg	-	-	-	-	-	-	-	-	-	-	-
Benzo(b)fluoranthene	mg/kg	-	-	-	-	-	-	-	-	-	-	-
Benzo(g,h,i)perylene	mg/kg	-	-	-	-	-	-	-	-	-	-	-
Benzo(k)fluoranthene	mg/kg	-	-	-	-	-	-	-	-	-	-	-
Benzoic acid	mg/kg	-	-	-	-	-	-	-	-	-	-	-
Biphenyl (1,1-Biphenyl)	mg/kg	-	-	-	-	-	-	-	-	-	-	-
4-Bromophenyl phenyl ether	mg/kg	-	-	-	-	-	-	-	-	-	-	-
Butyl benzylphthalate (BBP)	mg/kg	-	-	-	-	-	-	-	-	-	-	-
Caprolactam	mg/kg	-	-	-	-	-	-	-	-	-	-	-
Carbazole	mg/kg	-	-	-	-	-	-	-	-	-	-	-
4-Chloro-3-methylphenol	mg/kg	-	-	-	-	-	-	-	-	-	-	-
4-Chloroaniline	mg/kg	-	-	-	-	-	-	-	-	-	-	-
bis(2-Chloroethoxy)methane	mg/kg	-	-	-	-	-	-	-	-	-	-	-
bis(2-Chloroethyl)ether	mg/kg	-	-	-	-	-	-	-	-	-	-	-
2-Chloronaphthalene	mg/kg	-	-	-	-	-	-	-	-	-	-	-
2-Chlorophenol	mg/kg	-	-	-	-	-	-	-	-	-	-	-
4-Chlorophenyl phenyl ether	mg/kg	-	-	-	-	-	-	-	-	-	-	-
Chrysene	mg/kg	-	-	-	-	-	-	-	-	-	-	-
Dibenz(a,h)anthracene	mg/kg	-	-	-	-	-	-	-	-	-	-	-
Dibenzofuran	mg/kg	-	-	-	-	-	-	-	-	-	-	-
1,2-Dichlorobenzene	mg/kg	-	-	-	-	-	-	-	-	-	-	-
1,3-Dichlorobenzene	mg/kg	-	-	-	-	-	-	-	-	-	-	-
1,4-Dichlorobenzene	mg/kg	-	-	-	-	-	-	-	-	-	-	-
3,3'-Dichlorobenzidine	mg/kg	-	-	-	-	-	-	-	-	-	-	-
2,4-Dichlorophenol	mg/kg	-	-	-	-	-	-	-	-	-	-	-
Diethyl phthalate	mg/kg	-	-	-	-	-	-	-	-	-	-	-

APPENDIX G.1

SOIL QUALITY DATA
RFI REPORT
FORMER MANUAL TRANSMISSIONS OF MUNCIE FACILITY
MUNCIE, INDIANA

AOI		*AOI 11.1*	*AOI 11.1*	*AOI 11.1*	*AOI 11.1*	*AOI 11.1*	*AOI 11.1*	*AOI 11.1*	*AOI 11.1*	*AOI 11.1*	*AOI 11.1*	*AOI 11.1*
Sample Location		*G-30*	*G-31*	*G-32*	*G-33*	*G-34*	*G-35*	*G-36*	*G-37*	*G-38*	*G-39*	*G-40*
Sample Identification		*NO. 30*	*NO. 31*	*NO. 32*	*NO. 33*	*NO. 34*	*NO. 35*	*NO. 36*	*NO. 37*	*NO. 38*	*NO. 39*	*NO. 40*
Sample Date		*10/29/1990*	*10/29/1990*	*10/29/1990*	*12/10/1990*	*12/10/1990*	*12/13/1990*	*12/13/1990*	*12/13/1990*	*12/13/1990*	*12/13/1990*	*12/13/1990*
Sample Depth		*(18) ft BGS*	*(18) ft BGS*	*(18) ft BGS*	*(18) ft BGS*	*(18) ft BGS*	*(18) ft BGS*	*(18) ft BGS*	*(18) ft BGS*	*(18) ft BGS*	*(18) ft BGS*	*(18) ft BGS*
Sample Type	*Units*											
SVOCs (Continued)												
Dimethyl phthalate	mg/kg	-	-	-	-	-	-	-	-	-	-	-
2,4-Dimethylphenol	mg/kg	-	-	-	-	-	-	-	-	-	-	-
Di-n-butylphthalate (DBP)	mg/kg	-	-	-	-	-	-	-	-	-	-	-
4,6-Dinitro-2-methylphenol	mg/kg	-	-	-	-	-	-	-	-	-	-	-
2,4-Dinitrophenol	mg/kg	-	-	-	-	-	-	-	-	-	-	-
2,4-Dinitrotoluene	mg/kg	-	-	-	-	-	-	-	-	-	-	-
2,6-Dinitrotoluene	mg/kg	-	-	-	-	-	-	-	-	-	-	-
Di-n-octyl phthalate (DnOP)	mg/kg	-	-	-	-	-	-	-	-	-	-	-
bis(2-Ethylhexyl)phthalate (DEHP)	mg/kg	-	-	-	-	-	-	-	-	-	-	-
Fluoranthene	mg/kg	-	-	-	-	-	-	-	-	-	-	-
Fluorene	mg/kg	-	-	-	-	-	-	-	-	-	-	-
Hexachlorobenzene	mg/kg	-	-	-	-	-	-	-	-	-	-	-
Hexachlorobutadiene	mg/kg	-	-	-	-	-	-	-	-	-	-	-
Hexachlorocyclopentadiene	mg/kg	-	-	-	-	-	-	-	-	-	-	-
Hexachloroethane	mg/kg	-	-	-	-	-	-	-	-	-	-	-
Indeno(1,2,3-cd)pyrene	mg/kg	-	-	-	-	-	-	-	-	-	-	-
Isophorone	mg/kg	-	-	-	-	-	-	-	-	-	-	-
2-Methylnaphthalene	mg/kg	-	-	-	-	-	-	-	-	-	-	-
2-Methylphenol	mg/kg	-	-	-	-	-	-	-	-	-	-	-
3&4-Methylphenol	mg/kg	-	-	-	-	-	-	-	-	-	-	-
4-Methylphenol	mg/kg	-	-	-	-	-	-	-	-	-	-	-
Naphthalene	mg/kg	-	-	-	-	-	-	-	-	-	-	-
2-Nitroaniline	mg/kg	-	-	-	-	-	-	-	-	-	-	-
3-Nitroaniline	mg/kg	-	-	-	-	-	-	-	-	-	-	-
4-Nitroaniline	mg/kg	-	-	-	-	-	-	-	-	-	-	-
Nitrobenzene	mg/kg	-	-	-	-	-	-	-	-	-	-	-
2-Nitrophenol	mg/kg	-	-	-	-	-	-	-	-	-	-	-
4-Nitrophenol	mg/kg	-	-	-	-	-	-	-	-	-	-	-
N-Nitrosodi-n-propylamine	mg/kg	-	-	-	-	-	-	-	-	-	-	-
N-Nitrosodiphenylamine	mg/kg	-	-	-	-	-	-	-	-	-	-	-
N-Nitrosodimethylamine	mg/kg	-	-	-	-	-	-	-	-	-	-	-
2,2'-Oxybis(1-chloropropane)	mg/kg	-	-	-	-	-	-	-	-	-	-	-
Pentachlorophenol	mg/kg	-	-	-	-	-	-	-	-	-	-	-
Phenanthrene	mg/kg	-	-	-	-	-	-	-	-	-	-	-
Phenol	mg/kg	-	-	-	-	-	-	-	-	-	-	-
Pyrene	mg/kg	-	-	-	-	-	-	-	-	-	-	-
1,2,4-Trichlorobenzene	mg/kg	-	-	-	-	-	-	-	-	-	-	-
2,4,5-Trichlorophenol	mg/kg	-	-	-	-	-	-	-	-	-	-	-
2,4,6-Trichlorophenol	mg/kg	-	-	-	-	-	-	-	-	-	-	-

APPENDIX G.1

SOIL QUALITY DATA
RFI REPORT
FORMER MANUAL TRANSMISSIONS OF MUNCIE FACILITY
MUNCIE, INDIANA

AOI		*AOI 11.1*	*AOI 11.1*	*AOI 11.1*	*AOI 11.1*	*AOI 11.1*	*AOI 11.1*	*AOI 11.1*	*AOI 11.1*	*AOI 11.1*	*AOI 11.1*	*AOI 11.1*
Sample Location		*G-30*	*G-31*	*G-32*	*G-33*	*G-34*	*G-35*	*G-36*	*G-37*	*G-38*	*G-39*	*G-40*
Sample Identification		*NO. 30*	*NO. 31*	*NO. 32*	*NO. 33*	*NO. 34*	*NO. 35*	*NO. 36*	*NO. 37*	*NO. 38*	*NO. 39*	*NO. 40*
Sample Date		*10/29/1990*	*10/29/1990*	*10/29/1990*	*12/10/1990*	*12/10/1990*	*12/13/1990*	*12/13/1990*	*12/13/1990*	*12/13/1990*	*12/13/1990*	*12/13/1990*
Sample Depth		*(18) ft BGS*	*(18) ft BGS*	*(18) ft BGS*	*(18) ft BGS*	*(18) ft BGS*	*(18) ft BGS*	*(18) ft BGS*	*(18) ft BGS*	*(18) ft BGS*	*(18) ft BGS*	*(18) ft BGS*
Sample Type	*Units*											
Polychlorinated Biphenyls (PCBs)												
Aroclor-1016 (PCB-1016)	mg/kg	-	-	-	-	-	-	-	-	-	-	-
Aroclor-1221 (PCB-1221)	mg/kg	-	-	-	-	-	-	-	-	-	-	-
Aroclor-1232 (PCB-1232)	mg/kg	-	-	-	-	-	-	-	-	-	-	-
Aroclor-1242 (PCB-1242)	mg/kg	-	-	-	-	-	-	-	-	-	-	-
Aroclor-1248 (PCB-1248)	mg/kg	-	-	-	-	-	-	-	-	-	-	-
Aroclor-1254 (PCB-1254)	mg/kg	-	-	-	-	-	-	-	-	-	-	-
Aroclor-1260 (PCB-1260)	mg/kg	-	-	-	-	-	-	-	-	-	-	-
Total PCBs	mg/kg	-	-	-	-	-	-	-	-	-	-	-
Total Petroleum Hydrocarbons (TPH)												
Total Petroleum Hydrocarbons - Diesel	mg/kg	-	-	-	-	-	-	-	-	-	-	-
Total Petroleum Hydrocarbons - Gas	mg/kg	-	-	-	-	-	-	-	-	-	-	-
Total Petroleum Hydrocarbons - Oil	mg/kg	-	-	-	-	-	-	-	-	-	-	-
Total Petroleum Hydrocarbons	mg/kg	10 U	10 U	10 U	1100	10 U	10 U	10 U	10 U	1100	10 U	10 U
Total Petroleum Hydrocarbons - Purgeable (GRO)	mg/kg	-	-	-	-	-	-	-	-	-	-	-
Total Petroleum Hydrocarbons (C10-C20)	mg/kg	-	-	-	-	-	-	-	-	-	-	-
Total Petroleum Hydrocarbons (C20-C34)	mg/kg	-	-	-	-	-	-	-	-	-	-	-
Total Petroleum Hydrocarbons (C6-C10) GRO	mg/kg	-	-	-	-	-	-	-	-	-	-	-
Metals												
Aluminum	mg/kg	-	-	-	-	-	-	-	-	-	-	-
Antimony	mg/kg	-	-	-	-	-	-	-	-	-	-	-
Arsenic	mg/kg	-	-	-	-	-	-	-	-	-	-	-
Barium	mg/kg	-	-	-	-	-	-	-	-	-	-	-
Beryllium	mg/kg	-	-	-	-	-	-	-	-	-	-	-
Cadmium	mg/kg	-	-	-	-	-	-	-	-	-	-	-
Calcium	mg/kg	-	-	-	-	-	-	-	-	-	-	-
Chromium	mg/kg	-	-	-	-	-	-	-	-	-	-	-
Chromium VI (hexavalent)	mg/kg	-	-	-	-	-	-	-	-	-	-	-
Cobalt	mg/kg	-	-	-	-	-	-	-	-	-	-	-
Copper	mg/kg	-	-	-	-	-	-	-	-	-	-	-
Iron	mg/kg	-	-	-	-	-	-	-	-	-	-	-
Lead	mg/kg	-	-	-	-	-	-	-	-	-	-	-
Magnesium	mg/kg	-	-	-	-	-	-	-	-	-	-	-
Manganese	mg/kg	-	-	-	-	-	-	-	-	-	-	-
Mercury	mg/kg	-	-	-	-	-	-	-	-	-	-	-
Nickel	mg/kg	-	-	-	-	-	-	-	-	-	-	-
Potassium	mg/kg	-	-	-	-	-	-	-	-	-	-	-
Selenium	mg/kg	-	-	-	-	-	-	-	-	-	-	-
Silver	mg/kg	-	-	-	-	-	-	-	-	-	-	-
Sodium	mg/kg	-	-	-	-	-	-	-	-	-	-	-
Thallium	mg/kg	-	-	-	-	-	-	-	-	-	-	-
Vanadium	mg/kg	-	-	-	-	-	-	-	-	-	-	-
Zinc	mg/kg	-	-	-	-	-	-	-	-	-	-	-

APPENDIX G.1

SOIL QUALITY DATA
RFI REPORT
FORMER MANUAL TRANSMISSIONS OF MUNCIE FACILITY
MUNCIE, INDIANA

AOI		***AOI 11.1***	***AOI 11.1***	***AOI 11.1***	***AOI 11.1***	***AOI 11.1***	***AOI 11.1***	***AOI 11.1***	***AOI 11.1***	***AOI 11.1***	***AOI 11.1***	***AOI 11.1***
Sample Location		***G-30***	***G-31***	***G-32***	***G-33***	***G-34***	***G-35***	***G-36***	***G-37***	***G-38***	***G-39***	***G-40***
Sample Identification		***NO. 30***	***NO. 31***	***NO. 32***	***NO. 33***	***NO. 34***	***NO. 35***	***NO. 36***	***NO. 37***	***NO. 38***	***NO. 39***	***NO. 40***
Sample Date		***10/29/1990***	***10/29/1990***	***10/29/1990***	***12/10/1990***	***12/10/1990***	***12/13/1990***	***12/13/1990***	***12/13/1990***	***12/13/1990***	***12/13/1990***	***12/13/1990***
Sample Depth		***(18) ft BGS***	***(18) ft BGS***	***(18) ft BGS***	***(18) ft BGS***	***(18) ft BGS***	***(18) ft BGS***	***(18) ft BGS***	***(18) ft BGS***	***(18) ft BGS***	***(18) ft BGS***	***(18) ft BGS***
Sample Type	***Units***											
General Chemistry												
Carbonate (as CaCO3)	mg/kg	-	-	-	-	-	-	-	-	-	-	-
Chloride	mg/kg	-	-	-	-	-	-	-	-	-	-	-
Chloride	s.u.	-	-	-	-	-	-	-	-	-	-	-
Cyanide (total)	mg/kg	-	-	-	-	-	-	-	-	-	-	-
N-Hexane extractable material	mg/kg	-	-	-	-	-	-	-	-	-	-	-
Percent moisture	%	-	-	-	-	-	-	-	-	-	-	-
pH	s.u.	-	-	-	-	-	-	-	-	-	-	-
Saturated aliphatic hydrocarbons	mg/kg	-	-	-	-	-	-	-	-	-	-	-
Sulfate	mg/kg	-	-	-	-	-	-	-	-	-	-	-
Total solids	%	-	-	-	-	-	-	-	-	-	-	-

Notes
mg/kg - Milligrams per kilogram
"-" - No value
U - Not detected at the associated reporting limit
J - Estimated concentration
UJ - Not detected; associated reporting limit is estimated
R - Rejected
s.u. - Standard units
nc - No criteria
ND - Non Detect (calculation)
BOLD[abc] Concentration exceeds associated screening level
IDEM Appendix A: Screening Levels Remedation Closure Guide - March 25, 2014
a - Exceeds IDEM residential migration to ground water screening levels
b - Exceeds IDEM commercial/industrial direct contact screening levels
c - Exceeds IDEM excavation direct contact screening levels

APPENDIX G.1

SOIL QUALITY DATA
RFI REPORT
FORMER MANUAL TRANSMISSIONS OF MUNCIE FACILITY
MUNCIE, INDIANA

AOI		*AOI 11.1*	*AOI 11.1*	*AOI 11.1*	*AOI 11.1*	*AOI 11.1*	*AOI 11.1*	*AOI 11.1*	*AOI 11.1*	*AOI 11.1*	*AOI 11.1*	*AOI 11.1*
Sample Location		*MW-22*	*P-4*	*P-5/TW-1*	*P-1*	*P-2*	*P-3*	*P-1*	*P-2*	*P-3*	*P-5/TW-1*	*P-4*
Sample Identification		*MW-22*	*171303*	*171293*	*171298*	*171297*	*171302*	*171296*	*171307*	*171292*	*171306*	*171301*
Sample Date		*3/1/1992*	*4/10/1995*	*4/10/1995*	*4/10/1995*	*4/10/1995*	*4/10/1995*	*4/10/1995*	*4/10/1995*	*4/10/1995*	*4/10/1995*	*4/10/1995*
Sample Depth		*(21-23) ft BGS*	*(8-10) ft BGS*	*(8-10) ft BGS*	*(10-12) ft BGS*	*(10-12) ft BGS*	*(10-12) ft BGS*	*(18-20) ft BGS*	*(18-20) ft BGS*	*(18-20) ft BGS*	*(18-20) ft BGS*	*(20-22) ft BGS*
Sample Type	*Units*											
Volatile Organic Compounds (VOCs)												
Acetone	mg/kg	-	-	-	-	-	-	-	-	-	-	-
Benzene	mg/kg	-	-	-	-	-	-	-	-	-	-	-
Benzyl alcohol	mg/kg	-	-	-	-	-	-	-	-	-	-	-
Bromodichloromethane	mg/kg	-	-	-	-	-	-	-	-	-	-	-
Bromoform	mg/kg	-	-	-	-	-	-	-	-	-	-	-
Bromomethane (Methyl bromide)	mg/kg	-	-	-	-	-	-	-	-	-	-	-
2-Butanone (Methyl ethyl ketone) (MEK)	mg/kg	-	-	-	-	-	-	-	-	-	-	-
Carbon disulfide	mg/kg	-	-	-	-	-	-	-	-	-	-	-
Carbon tetrachloride	mg/kg	-	-	-	-	-	-	-	-	-	-	-
4-Chloroaniline	mg/kg	-	-	-	-	-	-	-	-	-	-	-
Chlorobenzene	mg/kg	0.001	-	-	-	-	-	-	-	-	-	-
Chloroethane	mg/kg	-	-	-	-	-	-	-	-	-	-	-
2-Chloroethyl vinyl ether	mg/kg	-	-	-	-	-	-	-	-	-	-	-
Chloroform (Trichloromethane)	mg/kg	-	-	-	-	-	-	-	-	-	-	-
Chloromethane (Methyl chloride)	mg/kg	-	-	-	-	-	-	-	-	-	-	-
Cyclohexane	mg/kg	-	-	-	-	-	-	-	-	-	-	-
Dibenzofuran	mg/kg	-	-	-	-	-	-	-	-	-	-	-
1,2-Dibromo-3-chloropropane (DBCP)	mg/kg	-	-	-	-	-	-	-	-	-	-	-
Dibromochloromethane	mg/kg	-	-	-	-	-	-	-	-	-	-	-
1,2-Dibromoethane (Ethylene dibromide)	mg/kg	-	-	-	-	-	-	-	-	-	-	-
1,2-Dichlorobenzene	mg/kg	-	-	-	-	-	-	-	-	-	-	-
1,3-Dichlorobenzene	mg/kg	-	-	-	-	-	-	-	-	-	-	-
1,4-Dichlorobenzene	mg/kg	-	-	-	-	-	-	-	-	-	-	-
Dichlorodifluoromethane (CFC-12)	mg/kg	-	-	-	-	-	-	-	-	-	-	-
Dichloroethane	mg/kg	-	-	-	-	-	-	-	-	-	-	-
1,1-Dichloroethane	mg/kg	-	-	-	-	-	-	-	-	-	-	-
1,2-Dichloroethane	mg/kg	-	-	-	-	-	-	-	-	-	-	-
Dichloroethene	mg/kg	-	-	-	-	-	-	-	-	-	-	-
1,2-Dichloroethene (total)	mg/kg	-	-	-	-	-	-	-	-	-	-	-
1,1-Dichloroethene	mg/kg	-	-	-	-	-	-	-	-	-	-	-
cis-1,2-Dichloroethene	mg/kg	-	-	-	-	-	-	-	-	-	-	-
trans-1,2-Dichloroethene	mg/kg	-	-	-	-	-	-	-	-	-	-	-
1,2-Dichloropropane	mg/kg	-	-	-	-	-	-	-	-	-	-	-
cis-1,3-Dichloropropene	mg/kg	-	-	-	-	-	-	-	-	-	-	-
trans-1,3-Dichloropropene	mg/kg	-	-	-	-	-	-	-	-	-	-	-
Ethylbenzene	mg/kg	0.004	-	-	-	-	-	-	-	-	-	-
2-Hexanone	mg/kg	-	-	-	-	-	-	-	-	-	-	-
Isopropyl benzene	mg/kg	-	-	-	-	-	-	-	-	-	-	-
Methyl acetate	mg/kg	-	-	-	-	-	-	-	-	-	-	-
Methyl cyclohexane	mg/kg	-	-	-	-	-	-	-	-	-	-	-
Methyl tert butyl ether (MTBE)	mg/kg	-	-	-	-	-	-	-	-	-	-	-
4-Methyl-2-pentanone (MIBK)	mg/kg	-	-	-	-	-	-	-	-	-	-	-
Methylene chloride	mg/kg	-	-	-	-	-	-	-	-	-	-	-
Styrene	mg/kg	-	-	-	-	-	-	-	-	-	-	-
1,1,2,2-Tetrachloroethane	mg/kg	**0.56**[a]	-	-	-	-	-	-	-	-	-	-
Tetrachloroethene	mg/kg	0.009	-	-	-	-	-	-	-	-	-	-

APPENDIX G.1

SOIL QUALITY DATA
RFI REPORT
FORMER MANUAL TRANSMISSIONS OF MUNCIE FACILITY
MUNCIE, INDIANA

AOI		*AOI 11.1*	*AOI 11.1*	*AOI 11.1*	*AOI 11.1*	*AOI 11.1*	*AOI 11.1*	*AOI 11.1*	*AOI 11.1*	*AOI 11.1*	*AOI 11.1*	*AOI 11.1*
Sample Location		*MW-22*	*P-4*	*P-5/TW-1*	*P-1*	*P-2*	*P-3*	*P-1*	*P-2*	*P-3*	*P-5/TW-1*	*P-4*
Sample Identification		*MW-22*	*171303*	*171293*	*171298*	*171297*	*171302*	*171296*	*171307*	*171292*	*171306*	*171301*
Sample Date		*3/1/1992*	*4/10/1995*	*4/10/1995*	*4/10/1995*	*4/10/1995*	*4/10/1995*	*4/10/1995*	*4/10/1995*	*4/10/1995*	*4/10/1995*	*4/10/1995*
Sample Depth		*(21-23) ft BGS*	*(8-10) ft BGS*	*(8-10) ft BGS*	*(10-12) ft BGS*	*(10-12) ft BGS*	*(10-12) ft BGS*	*(18-20) ft BGS*	*(18-20) ft BGS*	*(18-20) ft BGS*	*(18-20) ft BGS*	*(20-22) ft BGS*
Sample Type	*Units*											
VOCs (Continued)												
Toluene	mg/kg	0.007	-	-	-	-	-	-	-	-	-	-
1,2,4-Trichlorobenzene	mg/kg	-	-	-	-	-	-	-	-	-	-	-
Trichloroethane	mg/kg	-	-	-	-	-	-	-	-	-	-	-
1,1,1-Trichloroethane	mg/kg	-	-	-	-	-	-	-	-	-	-	-
1,1,2-Trichloroethane	mg/kg	-	-	-	-	-	-	-	-	-	-	-
Trichloroethene	mg/kg	-	-	-	-	-	-	-	-	-	-	-
Trichlorofluoromethane (CFC-11)	mg/kg	-	-	-	-	-	-	-	-	-	-	-
Trifluorotrichloroethane (Freon 113)	mg/kg	-	-	-	-	-	-	-	-	-	-	-
Vinyl acetate	mg/kg	-	-	-	-	-	-	-	-	-	-	-
Vinyl chloride	mg/kg	-	-	-	-	-	-	-	-	-	-	-
Xylenes (total)	mg/kg	0.005	-	-	-	-	-	-	-	-	-	-
Semi-Volatile Organic Compounds (SVOCs)												
Acenaphthene	mg/kg	-	-	-	-	-	-	-	-	-	-	-
Acenaphthylene	mg/kg	-	-	-	-	-	-	-	-	-	-	-
Acetophenone	mg/kg	-	-	-	-	-	-	-	-	-	-	-
Anthracene	mg/kg	-	-	-	-	-	-	-	-	-	-	-
Atrazine	mg/kg	-	-	-	-	-	-	-	-	-	-	-
Benzaldehyde	mg/kg	-	-	-	-	-	-	-	-	-	-	-
Benzo(a)anthracene	mg/kg	-	-	-	-	-	-	-	-	-	-	-
Benzo(a)pyrene	mg/kg	-	-	-	-	-	-	-	-	-	-	-
Benzo(b)fluoranthene	mg/kg	-	-	-	-	-	-	-	-	-	-	-
Benzo(g,h,i)perylene	mg/kg	-	-	-	-	-	-	-	-	-	-	-
Benzo(k)fluoranthene	mg/kg	-	-	-	-	-	-	-	-	-	-	-
Benzoic acid	mg/kg	-	-	-	-	-	-	-	-	-	-	-
Biphenyl (1,1-Biphenyl)	mg/kg	-	-	-	-	-	-	-	-	-	-	-
4-Bromophenyl phenyl ether	mg/kg	-	-	-	-	-	-	-	-	-	-	-
Butyl benzylphthalate (BBP)	mg/kg	-	-	-	-	-	-	-	-	-	-	-
Caprolactam	mg/kg	-	-	-	-	-	-	-	-	-	-	-
Carbazole	mg/kg	-	-	-	-	-	-	-	-	-	-	-
4-Chloro-3-methylphenol	mg/kg	-	-	-	-	-	-	-	-	-	-	-
4-Chloroaniline	mg/kg	-	-	-	-	-	-	-	-	-	-	-
bis(2-Chloroethoxy)methane	mg/kg	-	-	-	-	-	-	-	-	-	-	-
bis(2-Chloroethyl)ether	mg/kg	-	-	-	-	-	-	-	-	-	-	-
2-Chloronaphthalene	mg/kg	-	-	-	-	-	-	-	-	-	-	-
2-Chlorophenol	mg/kg	-	-	-	-	-	-	-	-	-	-	-
4-Chlorophenyl phenyl ether	mg/kg	-	-	-	-	-	-	-	-	-	-	-
Chrysene	mg/kg	-	-	-	-	-	-	-	-	-	-	-
Dibenz(a,h)anthracene	mg/kg	-	-	-	-	-	-	-	-	-	-	-
Dibenzofuran	mg/kg	-	-	-	-	-	-	-	-	-	-	-
1,2-Dichlorobenzene	mg/kg	-	-	-	-	-	-	-	-	-	-	-
1,3-Dichlorobenzene	mg/kg	-	-	-	-	-	-	-	-	-	-	-
1,4-Dichlorobenzene	mg/kg	-	-	-	-	-	-	-	-	-	-	-
3,3'-Dichlorobenzidine	mg/kg	-	-	-	-	-	-	-	-	-	-	-
2,4-Dichlorophenol	mg/kg	-	-	-	-	-	-	-	-	-	-	-
Diethyl phthalate	mg/kg	-	-	-	-	-	-	-	-	-	-	-

APPENDIX G.1

SOIL QUALITY DATA
RFI REPORT
FORMER MANUAL TRANSMISSIONS OF MUNCIE FACILITY
MUNCIE, INDIANA

AOI		*AOI 11.1*	*AOI 11.1*	*AOI 11.1*	*AOI 11.1*	*AOI 11.1*	*AOI 11.1*	*AOI 11.1*	*AOI 11.1*	*AOI 11.1*	*AOI 11.1*	*AOI 11.1*
Sample Location		*MW-22*	*P-4*	*P-5/TW-1*	*P-1*	*P-2*	*P-3*	*P-1*	*P-2*	*P-3*	*P-5/TW-1*	*P-4*
Sample Identification		*MW-22*	*171303*	*171293*	*171298*	*171297*	*171302*	*171296*	*171307*	*171292*	*171306*	*171301*
Sample Date		*3/1/1992*	*4/10/1995*	*4/10/1995*	*4/10/1995*	*4/10/1995*	*4/10/1995*	*4/10/1995*	*4/10/1995*	*4/10/1995*	*4/10/1995*	*4/10/1995*
Sample Depth		*(21-23) ft BGS*	*(8-10) ft BGS*	*(8-10) ft BGS*	*(10-12) ft BGS*	*(10-12) ft BGS*	*(10-12) ft BGS*	*(18-20) ft BGS*	*(18-20) ft BGS*	*(18-20) ft BGS*	*(18-20) ft BGS*	*(20-22) ft BGS*
Sample Type	*Units*											
SVOCs (Continued)												
Dimethyl phthalate	mg/kg	-	-	-	-	-	-	-	-	-	-	-
2,4-Dimethylphenol	mg/kg	-	-	-	-	-	-	-	-	-	-	-
Di-n-butylphthalate (DBP)	mg/kg	-	-	-	-	-	-	-	-	-	-	-
4,6-Dinitro-2-methylphenol	mg/kg	-	-	-	-	-	-	-	-	-	-	-
2,4-Dinitrophenol	mg/kg	-	-	-	-	-	-	-	-	-	-	-
2,4-Dinitrotoluene	mg/kg	-	-	-	-	-	-	-	-	-	-	-
2,6-Dinitrotoluene	mg/kg	-	-	-	-	-	-	-	-	-	-	-
Di-n-octyl phthalate (DnOP)	mg/kg	-	-	-	-	-	-	-	-	-	-	-
bis(2-Ethylhexyl)phthalate (DEHP)	mg/kg	-	-	-	-	-	-	-	-	-	-	-
Fluoranthene	mg/kg	-	-	-	-	-	-	-	-	-	-	-
Fluorene	mg/kg	-	-	-	-	-	-	-	-	-	-	-
Hexachlorobenzene	mg/kg	-	-	-	-	-	-	-	-	-	-	-
Hexachlorobutadiene	mg/kg	-	-	-	-	-	-	-	-	-	-	-
Hexachlorocyclopentadiene	mg/kg	-	-	-	-	-	-	-	-	-	-	-
Hexachloroethane	mg/kg	-	-	-	-	-	-	-	-	-	-	-
Indeno(1,2,3-cd)pyrene	mg/kg	-	-	-	-	-	-	-	-	-	-	-
Isophorone	mg/kg	-	-	-	-	-	-	-	-	-	-	-
2-Methylnaphthalene	mg/kg	-	-	-	-	-	-	-	-	-	-	-
2-Methylphenol	mg/kg	-	-	-	-	-	-	-	-	-	-	-
3&4-Methylphenol	mg/kg	-	-	-	-	-	-	-	-	-	-	-
4-Methylphenol	mg/kg	-	-	-	-	-	-	-	-	-	-	-
Naphthalene	mg/kg	-	-	-	-	-	-	-	-	-	-	-
2-Nitroaniline	mg/kg	-	-	-	-	-	-	-	-	-	-	-
3-Nitroaniline	mg/kg	-	-	-	-	-	-	-	-	-	-	-
4-Nitroaniline	mg/kg	-	-	-	-	-	-	-	-	-	-	-
Nitrobenzene	mg/kg	-	-	-	-	-	-	-	-	-	-	-
2-Nitrophenol	mg/kg	-	-	-	-	-	-	-	-	-	-	-
4-Nitrophenol	mg/kg	-	-	-	-	-	-	-	-	-	-	-
N-Nitrosodi-n-propylamine	mg/kg	-	-	-	-	-	-	-	-	-	-	-
N-Nitrosodiphenylamine	mg/kg	-	-	-	-	-	-	-	-	-	-	-
N-Nitrosodimethylamine	mg/kg	-	-	-	-	-	-	-	-	-	-	-
2,2'-Oxybis(1-chloropropane)	mg/kg	-	-	-	-	-	-	-	-	-	-	-
Pentachlorophenol	mg/kg	-	-	-	-	-	-	-	-	-	-	-
Phenanthrene	mg/kg	-	-	-	-	-	-	-	-	-	-	-
Phenol	mg/kg	-	-	-	-	-	-	-	-	-	-	-
Pyrene	mg/kg	-	-	-	-	-	-	-	-	-	-	-
1,2,4-Trichlorobenzene	mg/kg	-	-	-	-	-	-	-	-	-	-	-
2,4,5-Trichlorophenol	mg/kg	-	-	-	-	-	-	-	-	-	-	-
2,4,6-Trichlorophenol	mg/kg	-	-	-	-	-	-	-	-	-	-	-

APPENDIX G.1

SOIL QUALITY DATA
RFI REPORT
FORMER MANUAL TRANSMISSIONS OF MUNCIE FACILITY
MUNCIE, INDIANA

AOI		*AOI 11.1*	*AOI 11.1*	*AOI 11.1*	*AOI 11.1*	*AOI 11.1*	*AOI 11.1*	*AOI 11.1*	*AOI 11.1*	*AOI 11.1*	*AOI 11.1*	*AOI 11.1*
Sample Location		*MW-22*	*P-4*	*P-5/TW-1*	*P-1*	*P-2*	*P-3*	*P-1*	*P-2*	*P-3*	*P-5/TW-1*	*P-4*
Sample Identification		*MW-22*	*171303*	*171293*	*171298*	*171297*	*171302*	*171296*	*171307*	*171292*	*171306*	*171301*
Sample Date		*3/1/1992*	*4/10/1995*	*4/10/1995*	*4/10/1995*	*4/10/1995*	*4/10/1995*	*4/10/1995*	*4/10/1995*	*4/10/1995*	*4/10/1995*	*4/10/1995*
Sample Depth		*(21-23) ft BGS*	*(8-10) ft BGS*	*(8-10) ft BGS*	*(10-12) ft BGS*	*(10-12) ft BGS*	*(10-12) ft BGS*	*(18-20) ft BGS*	*(18-20) ft BGS*	*(18-20) ft BGS*	*(18-20) ft BGS*	*(20-22) ft BGS*
Sample Type	*Units*											
Polychlorinated Biphenyls (PCBs)												
Aroclor-1016 (PCB-1016)	mg/kg	-	-	-	-	-	-	-	-	-	-	-
Aroclor-1221 (PCB-1221)	mg/kg	-	-	-	-	-	-	-	-	-	-	-
Aroclor-1232 (PCB-1232)	mg/kg	-	-	-	-	-	-	-	-	-	-	-
Aroclor-1242 (PCB-1242)	mg/kg	-	-	-	-	-	-	-	-	-	-	-
Aroclor-1248 (PCB-1248)	mg/kg	-	-	-	-	-	-	-	-	-	-	-
Aroclor-1254 (PCB-1254)	mg/kg	-	-	-	-	-	-	-	-	-	-	-
Aroclor-1260 (PCB-1260)	mg/kg	-	-	-	-	-	-	-	-	-	-	-
Total PCBs	mg/kg	-	-	-	-	-	-	-	-	-	-	-
Total Petroleum Hydrocarbons (TPH)												
Total Petroleum Hydrocarbons - Diesel	mg/kg	-	-	-	-	-	-	-	-	-	-	-
Total Petroleum Hydrocarbons - Gas	mg/kg	-	-	-	-	-	-	-	-	-	-	-
Total Petroleum Hydrocarbons - Oil	mg/kg	-	-	-	-	-	-	-	-	-	-	-
Total Petroleum Hydrocarbons	mg/kg	-	1 U	1 U	1 U	1 U	1 U	93	1 U	1 U	1 U	1 U
Total Petroleum Hydrocarbons - Purgeable (GRO)	mg/kg	-	-	-	-	-	-	-	-	-	-	-
Total Petroleum Hydrocarbons (C10-C20)	mg/kg	-	-	-	-	-	-	-	-	-	-	-
Total Petroleum Hydrocarbons (C20-C34)	mg/kg	-	-	-	-	-	-	-	-	-	-	-
Total Petroleum Hydrocarbons (C6-C10) GRO	mg/kg	-	-	-	-	-	-	-	-	-	-	-
Metals												
Aluminum	mg/kg	-	-	-	-	-	-	-	-	-	-	-
Antimony	mg/kg	-	-	-	-	-	-	-	-	-	-	-
Arsenic	mg/kg	-	-	-	-	-	-	-	-	-	-	-
Barium	mg/kg	-	-	-	-	-	-	-	-	-	-	-
Beryllium	mg/kg	-	-	-	-	-	-	-	-	-	-	-
Cadmium	mg/kg	-	-	-	-	-	-	-	-	-	-	-
Calcium	mg/kg	-	-	-	-	-	-	-	-	-	-	-
Chromium	mg/kg	-	-	-	-	-	-	-	-	-	-	-
Chromium VI (hexavalent)	mg/kg	-	-	-	-	-	-	-	-	-	-	-
Cobalt	mg/kg	-	-	-	-	-	-	-	-	-	-	-
Copper	mg/kg	-	-	-	-	-	-	-	-	-	-	-
Iron	mg/kg	-	-	-	-	-	-	-	-	-	-	-
Lead	mg/kg	-	-	-	-	-	-	-	-	-	-	-
Magnesium	mg/kg	-	-	-	-	-	-	-	-	-	-	-
Manganese	mg/kg	-	-	-	-	-	-	-	-	-	-	-
Mercury	mg/kg	-	-	-	-	-	-	-	-	-	-	-
Nickel	mg/kg	-	-	-	-	-	-	-	-	-	-	-
Potassium	mg/kg	-	-	-	-	-	-	-	-	-	-	-
Selenium	mg/kg	-	-	-	-	-	-	-	-	-	-	-
Silver	mg/kg	-	-	-	-	-	-	-	-	-	-	-
Sodium	mg/kg	-	-	-	-	-	-	-	-	-	-	-
Thallium	mg/kg	-	-	-	-	-	-	-	-	-	-	-
Vanadium	mg/kg	-	-	-	-	-	-	-	-	-	-	-
Zinc	mg/kg	-	-	-	-	-	-	-	-	-	-	-

APPENDIX G.1

SOIL QUALITY DATA
RFI REPORT
FORMER MANUAL TRANSMISSIONS OF MUNCIE FACILITY
MUNCIE, INDIANA

AOI		***AOI 11.1***	***AOI 11.1***	***AOI 11.1***	***AOI 11.1***	***AOI 11.1***	***AOI 11.1***	***AOI 11.1***	***AOI 11.1***	***AOI 11.1***	***AOI 11.1***	***AOI 11.1***
Sample Location		***MW-22***	***P-4***	***P-5/TW-1***	***P-1***	***P-2***	***P-3***	***P-1***	***P-2***	***P-3***	***P-5/TW-1***	***P-4***
Sample Identification		***MW-22***	***171303***	***171293***	***171298***	***171297***	***171302***	***171296***	***171307***	***171292***	***171306***	***171301***
Sample Date		***3/1/1992***	***4/10/1995***	***4/10/1995***	***4/10/1995***	***4/10/1995***	***4/10/1995***	***4/10/1995***	***4/10/1995***	***4/10/1995***	***4/10/1995***	***4/10/1995***
Sample Depth		***(21-23) ft BGS***	***(8-10) ft BGS***	***(8-10) ft BGS***	***(10-12) ft BGS***	***(10-12) ft BGS***	***(10-12) ft BGS***	***(18-20) ft BGS***	***(18-20) ft BGS***	***(18-20) ft BGS***	***(18-20) ft BGS***	***(20-22) ft BGS***
Sample Type	***Units***											
General Chemistry												
Carbonate (as CaCO3)	mg/kg	-	-	-	-	-	-	-	-	-	-	-
Chloride	mg/kg	-	-	-	-	-	-	-	-	-	-	-
Chloride	s.u.	-	-	-	-	-	-	-	-	-	-	-
Cyanide (total)	mg/kg	-	-	-	-	-	-	-	-	-	-	-
N-Hexane extractable material	mg/kg	-	-	-	-	-	-	-	-	-	-	-
Percent moisture	%	-	-	-	-	-	-	-	-	-	-	-
pH	s.u.	-	-	-	-	-	-	-	-	-	-	-
Saturated aliphatic hydrocarbons	mg/kg	-	-	-	-	-	-	-	-	-	-	-
Sulfate	mg/kg	-	-	-	-	-	-	-	-	-	-	-
Total solids	%	-	-	-	-	-	-	-	-	-	-	-

Notes
mg/kg - Milligrams per kilogram
"-" - No value
U - Not detected at the associated reporting limit
J - Estimated concentration
UJ - Not detected; associated reporting limit is estimated
R - Rejected
s.u. - Standard units
nc - No criteria
ND - Non Detect (calculation)
BOLD[abc] Concentration exceeds associated screening level
IDEM Appendix A: Screening Levels Remedation Closure Guide - March 25, 2014
a - Exceeds IDEM residential migration to ground water screening levels
b - Exceeds IDEM commercial/industrial direct contact screening levels
c - Exceeds IDEM excavation direct contact screening levels

APPENDIX G.1

SOIL QUALITY DATA
RFI REPORT
FORMER MANUAL TRANSMISSIONS OF MUNCIE FACILITY
MUNCIE, INDIANA

AOI		*AOI 11.1*	*AOI 11.1*	*AOI 11.1*	*AOI 11.1*	*AOI 11.1*	*AOI 11.1*
Sample Location		*P-1*	*G-2*	*G-3*	*BH13-11*	*BH15-11*	*BH17-11*
Sample Identification		*S-017324-111708-JP-004*	*S-017324-111808-JP-017*	*S-017324-111808-JP-019*	*S-017324-113011-TP-159*	*S-017324-113011-TP-153*	*S-017324-113011-TP-147*
Sample Date		*11/17/2008*	*11/18/2008*	*11/18/2008*	*11/30/2011*	*11/30/2011*	*11/30/2011*
Sample Depth		*(0-2) FT*	*(0-2) FT*	*(0-2) FT*	*(0-2) ft BGS*	*(0-2) ft BGS*	*(0-2) ft BGS*
Sample Type	*Units*						
Volatile Organic Compounds (VOCs)							
Acetone	mg/kg	0.02 U	0.021 U	0.024 U	-	-	-
Benzene	mg/kg	0.005 U	0.0052 U	0.006 U	-	-	-
Benzyl alcohol	mg/kg	-	-	-	-	-	-
Bromodichloromethane	mg/kg	0.005 U	0.0052 U	0.006 U	-	-	-
Bromoform	mg/kg	0.005 U	0.0052 U	0.006 U	-	-	-
Bromomethane (Methyl bromide)	mg/kg	0.005 U	0.0052 U	0.006 U	-	-	-
2-Butanone (Methyl ethyl ketone) (MEK)	mg/kg	0.02 U	0.021 U	0.024 U	-	-	-
Carbon disulfide	mg/kg	0.005 U	0.0052 U	0.006 U	-	-	-
Carbon tetrachloride	mg/kg	0.005 U	0.0052 U	0.006 U	-	-	-
4-Chloroaniline	mg/kg	-	-	-	-	-	-
Chlorobenzene	mg/kg	0.005 U	0.0052 U	0.006 U	-	-	-
Chloroethane	mg/kg	0.005 U	0.0052 U	0.006 U	-	-	-
2-Chloroethyl vinyl ether	mg/kg	-	-	-	-	-	-
Chloroform (Trichloromethane)	mg/kg	0.005 U	0.0052 U	0.006 U	-	-	-
Chloromethane (Methyl chloride)	mg/kg	0.005 U	0.0052 U	0.006 U	-	-	-
Cyclohexane	mg/kg	0.01 U	0.01 U	0.012 U	-	-	-
Dibenzofuran	mg/kg	-	-	-	-	-	-
1,2-Dibromo-3-chloropropane (DBCP)	mg/kg	0.01 U	0.01 U	0.012 U	-	-	-
Dibromochloromethane	mg/kg	0.005 U	0.0052 U	0.006 U	-	-	-
1,2-Dibromoethane (Ethylene dibromide)	mg/kg	0.005 U	0.0052 U	0.006 U	-	-	-
1,2-Dichlorobenzene	mg/kg	0.005 U	0.0052 U	0.006 U	-	-	-
1,3-Dichlorobenzene	mg/kg	0.005 U	0.0052 U	0.006 U	-	-	-
1,4-Dichlorobenzene	mg/kg	0.005 U	0.0052 U	0.006 U	-	-	-
Dichlorodifluoromethane (CFC-12)	mg/kg	0.005 U	0.0052 U	0.006 U	-	-	-
Dichloroethane	mg/kg	-	-	-	-	-	-
1,1-Dichloroethane	mg/kg	0.005 U	0.0052 U	0.006 U	-	-	-
1,2-Dichloroethane	mg/kg	0.005 U	0.0052 U	0.006 U	-	-	-
Dichloroethene	mg/kg	-	-	-	-	-	-
1,2-Dichloroethene (total)	mg/kg	-	-	-	-	-	-
1,1-Dichloroethene	mg/kg	0.005 U	0.0052 U	0.006 U	-	-	-
cis-1,2-Dichloroethene	mg/kg	0.005 U	0.0052 U	0.006 U	-	-	-
trans-1,2-Dichloroethene	mg/kg	0.005 U	0.0052 U	0.006 U	-	-	-
1,2-Dichloropropane	mg/kg	0.005 U	0.0052 U	0.006 U	-	-	-
cis-1,3-Dichloropropene	mg/kg	0.005 U	0.0052 U	0.006 U	-	-	-
trans-1,3-Dichloropropene	mg/kg	0.005 U	0.0052 U	0.006 U	-	-	-
Ethylbenzene	mg/kg	0.005 U	0.0052 U	0.006 U	-	-	-
2-Hexanone	mg/kg	0.02 U	0.021 U	0.024 U	-	-	-
Isopropyl benzene	mg/kg	0.005 U	0.0052 U	0.006 U	-	-	-
Methyl acetate	mg/kg	0.01 U	0.01 U	0.012 U	-	-	-
Methyl cyclohexane	mg/kg	0.01 U	0.01 U	0.012 U	-	-	-
Methyl tert butyl ether (MTBE)	mg/kg	0.02 U	0.021 U	0.024 U	-	-	-
4-Methyl-2-pentanone (MIBK)	mg/kg	0.02 U	0.021 U	0.024 U	-	-	-
Methylene chloride	mg/kg	0.005 U	0.0052 U	0.006 U	-	-	-
Styrene	mg/kg	0.005 U	0.0052 U	0.006 U	-	-	-
1,1,2,2-Tetrachloroethane	mg/kg	0.005 U	0.0052 U	0.006 U	-	-	-
Tetrachloroethene	mg/kg	0.005 U	0.0052 U	0.006 U	-	-	-

APPENDIX G.1

SOIL QUALITY DATA
RFI REPORT
FORMER MANUAL TRANSMISSIONS OF MUNCIE FACILITY
MUNCIE, INDIANA

AOI		*AOI 11.1*	*AOI 11.1*	*AOI 11.1*	*AOI 11.1*	*AOI 11.1*	*AOI 11.1*
Sample Location		*P-1*	*G-2*	*G-3*	*BH13-11*	*BH15-11*	*BH17-11*
Sample Identification		*S-017324-111708-JP-004*	*S-017324-111808-JP-017*	*S-017324-111808-JP-019*	*S-017324-113011-TP-159*	*S-017324-113011-TP-153*	*S-017324-113011-TP-147*
Sample Date		*11/17/2008*	*11/18/2008*	*11/18/2008*	*11/30/2011*	*11/30/2011*	*11/30/2011*
Sample Depth		*(0-2) FT*	*(0-2) FT*	*(0-2) FT*	*(0-2) ft BGS*	*(0-2) ft BGS*	*(0-2) ft BGS*
Sample Type	*Units*						
VOCs (Continued)							
Toluene	mg/kg	0.005 U	0.0052 U	0.006 U	-	-	-
1,2,4-Trichlorobenzene	mg/kg	0.005 U	0.0052 U	0.006 U	-	-	-
Trichloroethane	mg/kg	-	-	-	-	-	-
1,1,1-Trichloroethane	mg/kg	0.005 U	0.0052 U	0.006 U	-	-	-
1,1,2-Trichloroethane	mg/kg	0.005 U	0.0052 U	0.006 U	-	-	-
Trichloroethene	mg/kg	0.005 U	0.0052 U	0.006 U	-	-	-
Trichlorofluoromethane (CFC-11)	mg/kg	0.005 U	0.0052 U	0.006 U	-	-	-
Trifluorotrichloroethane (Freon 113)	mg/kg	0.005 U	0.0052 U	0.006 U	-	-	-
Vinyl acetate	mg/kg	-	-	-	-	-	-
Vinyl chloride	mg/kg	0.005 U	0.0052 U	0.006 U	-	-	-
Xylenes (total)	mg/kg	0.01 U	0.01 U	0.012 U	-	-	-
Semi-Volatile Organic Compounds (SVOCs)							
Acenaphthene	mg/kg	-	-	-	0.0081 U	0.0075 U	0.0074 U
Acenaphthylene	mg/kg	-	-	-	0.0081 U	0.0075 U	0.0074 U
Acetophenone	mg/kg	-	-	-	0.12 U	0.11 U	0.11 U
Anthracene	mg/kg	-	-	-	0.0081 U	0.0074 J	0.0074 U
Atrazine	mg/kg	-	-	-	0.24 U	0.23 U	0.22 U
Benzaldehyde	mg/kg	-	-	-	0.12 U	0.11 U	0.11 U
Benzo(a)anthracene	mg/kg	-	-	-	0.0081 U	0.027	0.0074 U
Benzo(a)pyrene	mg/kg	-	-	-	0.0081 U	0.021	0.0074 U
Benzo(b)fluoranthene	mg/kg	-	-	-	0.0081 U	0.032	0.0074 U
Benzo(g,h,i)perylene	mg/kg	-	-	-	0.0081 U	0.016	0.0074 U
Benzo(k)fluoranthene	mg/kg	-	-	-	0.0081 U	0.015	0.0074 U
Benzoic acid	mg/kg	-	-	-	-	-	-
Biphenyl (1,1-Biphenyl)	mg/kg	-	-	-	0.061 U	0.056 U	0.056 U
4-Bromophenyl phenyl ether	mg/kg	-	-	-	0.061 U	0.056 U	0.056 U
Butyl benzylphthalate (BBP)	mg/kg	-	-	-	0.061 U	0.056 U	0.056 U
Caprolactam	mg/kg	-	-	-	0.4 U	0.37 U	0.37 U
Carbazole	mg/kg	-	-	-	0.061 U	0.056 U	0.056 U
4-Chloro-3-methylphenol	mg/kg	-	-	-	0.18 U	0.17 U	0.17 U
4-Chloroaniline	mg/kg	-	-	-	0.18 U	0.17 U	0.17 U
bis(2-Chloroethoxy)methane	mg/kg	-	-	-	0.12 U	0.11 U	0.11 U
bis(2-Chloroethyl)ether	mg/kg	-	-	-	0.12 U	0.11 U	0.11 U
2-Chloronaphthalene	mg/kg	-	-	-	0.061 U	0.056 U	0.056 U
2-Chlorophenol	mg/kg	-	-	-	0.061 U	0.056 U	0.056 U
4-Chlorophenyl phenyl ether	mg/kg	-	-	-	0.061 U	0.056 U	0.056 U
Chrysene	mg/kg	-	-	-	0.0081 U	0.031	0.0074 U
Dibenz(a,h)anthracene	mg/kg	-	-	-	0.0081 U	0.0075 U	0.0074 U
Dibenzofuran	mg/kg	-	-	-	0.061 U	0.01 J	0.056 U
1,2-Dichlorobenzene	mg/kg	-	-	-	-	-	-
1,3-Dichlorobenzene	mg/kg	-	-	-	-	-	-
1,4-Dichlorobenzene	mg/kg	-	-	-	-	-	-
3,3'-Dichlorobenzidine	mg/kg	-	-	-	0.12 U	0.11 U	0.11 U
2,4-Dichlorophenol	mg/kg	-	-	-	0.18 U	0.17 U	0.17 U
Diethyl phthalate	mg/kg	-	-	-	0.061 U	0.056 U	0.056 U

APPENDIX G.1

SOIL QUALITY DATA
RFI REPORT
FORMER MANUAL TRANSMISSIONS OF MUNCIE FACILITY
MUNCIE, INDIANA

AOI		*AOI 11.1*	*AOI 11.1*	*AOI 11.1*	*AOI 11.1*	*AOI 11.1*	*AOI 11.1*
Sample Location		*P-1*	*G-2*	*G-3*	*BH13-11*	*BH15-11*	*BH17-11*
Sample Identification		*S-017324-111708-JP-004*	*S-017324-111808-JP-017*	*S-017324-111808-JP-019*	*S-017324-113011-TP-159*	*S-017324-113011-TP-153*	*S-017324-113011-TP-147*
Sample Date		*11/17/2008*	*11/18/2008*	*11/18/2008*	*11/30/2011*	*11/30/2011*	*11/30/2011*
Sample Depth		*(0-2) FT*	*(0-2) FT*	*(0-2) FT*	*(0-2) ft BGS*	*(0-2) ft BGS*	*(0-2) ft BGS*
Sample Type	*Units*						
SVOCs (Continued)							
Dimethyl phthalate	mg/kg	-	-	-	0.061 U	0.056 U	0.056 U
2,4-Dimethylphenol	mg/kg	-	-	-	0.18 U	0.17 U	0.17 U
Di-n-butylphthalate (DBP)	mg/kg	-	-	-	0.061 U	0.056 U	0.056 U
4,6-Dinitro-2-methylphenol	mg/kg	-	-	-	0.18 U	0.17 U	0.17 U
2,4-Dinitrophenol	mg/kg	-	-	-	0.4 U	0.37 U	0.37 U
2,4-Dinitrotoluene	mg/kg	-	-	-	0.24 U	0.23 U	0.22 U
2,6-Dinitrotoluene	mg/kg	-	-	-	0.24 U	0.23 U	0.22 U
Di-n-octyl phthalate (DnOP)	mg/kg	-	-	-	0.061 U	0.056 U	0.056 U
bis(2-Ethylhexyl)phthalate (DEHP)	mg/kg	-	-	-	0.029 J	0.039 J	0.024 J
Fluoranthene	mg/kg	-	-	-	0.0081 U	0.05	0.0049 J
Fluorene	mg/kg	-	-	-	0.0081 U	0.0088	0.0074 U
Hexachlorobenzene	mg/kg	-	-	-	0.0081 U	0.0075 U	0.0074 U
Hexachlorobutadiene	mg/kg	-	-	-	0.061 U	0.056 U	0.056 U
Hexachlorocyclopentadiene	mg/kg	-	-	-	0.4 U	0.37 U	0.37 U
Hexachloroethane	mg/kg	-	-	-	0.061 U	0.056 U	0.056 U
Indeno(1,2,3-cd)pyrene	mg/kg	-	-	-	0.0081 U	0.012	0.0074 U
Isophorone	mg/kg	-	-	-	0.061 U	0.056 U	0.056 U
2-Methylnaphthalene	mg/kg	-	-	-	0.0081 U	0.024	0.0074 U
2-Methylphenol	mg/kg	-	-	-	0.24 U	0.23 U	0.22 U
3&4-Methylphenol	mg/kg	-	-	-	0.49 U	0.45 U	0.45 U
4-Methylphenol	mg/kg	-	-	-	-	-	-
Naphthalene	mg/kg	-	-	-	0.0081 U	0.012	0.0074 U
2-Nitroaniline	mg/kg	-	-	-	0.24 U	0.23 U	0.22 U
3-Nitroaniline	mg/kg	-	-	-	0.24 U	0.23 U	0.22 U
4-Nitroaniline	mg/kg	-	-	-	0.24 U	0.23 U	0.22 U
Nitrobenzene	mg/kg	-	-	-	0.12 U	0.11 U	0.11 U
2-Nitrophenol	mg/kg	-	-	-	0.061 U	0.056 U	0.056 U
4-Nitrophenol	mg/kg	-	-	-	0.4 U	0.37 U	0.37 U
N-Nitrosodi-n-propylamine	mg/kg	-	-	-	0.061 U	0.056 U	0.056 U
N-Nitrosodiphenylamine	mg/kg	-	-	-	0.061 U	0.056 U	0.056 U
N-Nitrosodimethylamine	mg/kg	-	-	-	-	-	-
2,2'-Oxybis(1-chloropropane)	mg/kg	-	-	-	0.12 U	0.11 U	0.11 U
Pentachlorophenol	mg/kg	-	-	-	0.18 U	0.17 U	0.17 U
Phenanthrene	mg/kg	-	-	-	0.0081 U	0.06	0.0044 J
Phenol	mg/kg	-	-	-	0.061 U	0.056 U	0.056 U
Pyrene	mg/kg	-	-	-	0.0081 U	0.033	0.0074 U
1,2,4-Trichlorobenzene	mg/kg	-	-	-	-	-	-
2,4,5-Trichlorophenol	mg/kg	-	-	-	0.18 U	0.17 U	0.17 U
2,4,6-Trichlorophenol	mg/kg	-	-	-	0.18 U	0.17 U	0.17 U

APPENDIX G.1

SOIL QUALITY DATA
RFI REPORT
FORMER MANUAL TRANSMISSIONS OF MUNCIE FACILITY
MUNCIE, INDIANA

AOI		*AOI 11.1*	*AOI 11.1*	*AOI 11.1*	*AOI 11.1*	*AOI 11.1*	*AOI 11.1*
Sample Location		*P-1*	*G-2*	*G-3*	*BH13-11*	*BH15-11*	*BH17-11*
Sample Identification		*S-017324-111708-JP-004*	*S-017324-111808-JP-017*	*S-017324-111808-JP-019*	*S-017324-113011-TP-159*	*S-017324-113011-TP-153*	*S-017324-113011-TP-147*
Sample Date		*11/17/2008*	*11/18/2008*	*11/18/2008*	*11/30/2011*	*11/30/2011*	*11/30/2011*
Sample Depth		*(0-2) FT*	*(0-2) FT*	*(0-2) FT*	*(0-2) ft BGS*	*(0-2) ft BGS*	*(0-2) ft BGS*
Sample Type	*Units*						
Polychlorinated Biphenyls (PCBs)							
Aroclor-1016 (PCB-1016)	mg/kg	-	-	-	-	-	-
Aroclor-1221 (PCB-1221)	mg/kg	-	-	-	-	-	-
Aroclor-1232 (PCB-1232)	mg/kg	-	-	-	-	-	-
Aroclor-1242 (PCB-1242)	mg/kg	-	-	-	-	-	-
Aroclor-1248 (PCB-1248)	mg/kg	-	-	-	-	-	-
Aroclor-1254 (PCB-1254)	mg/kg	-	-	-	-	-	-
Aroclor-1260 (PCB-1260)	mg/kg	-	-	-	-	-	-
Total PCBs	mg/kg	-	-	-	-	-	-
Total Petroleum Hydrocarbons (TPH)							
Total Petroleum Hydrocarbons - Diesel	mg/kg	-	-	-	-	-	-
Total Petroleum Hydrocarbons - Gas	mg/kg	-	-	-	-	-	-
Total Petroleum Hydrocarbons - Oil	mg/kg	-	-	-	-	-	-
Total Petroleum Hydrocarbons	mg/kg	-	-	-	-	-	-
Total Petroleum Hydrocarbons - Purgeable (GRO)	mg/kg	-	-	-	-	-	-
Total Petroleum Hydrocarbons (C10-C20)	mg/kg	-	-	-	20 U	11 J	19 U
Total Petroleum Hydrocarbons (C20-C34)	mg/kg	-	-	-	20 U	29 U	19 U
Total Petroleum Hydrocarbons (C6-C10) GRO	mg/kg	-	-	-	0.056	0.13	0.041 U
Metals							
Aluminum	mg/kg	-	-	-	-	-	-
Antimony	mg/kg	-	-	-	-	-	-
Arsenic	mg/kg	-	-	-	-	-	-
Barium	mg/kg	-	-	-	-	-	-
Beryllium	mg/kg	-	-	-	-	-	-
Cadmium	mg/kg	-	-	-	-	-	-
Calcium	mg/kg	-	-	-	-	-	-
Chromium	mg/kg	-	-	-	-	-	-
Chromium VI (hexavalent)	mg/kg	-	-	-	-	-	-
Cobalt	mg/kg	-	-	-	-	-	-
Copper	mg/kg	-	-	-	-	-	-
Iron	mg/kg	-	-	-	-	-	-
Lead	mg/kg	-	-	-	-	-	-
Magnesium	mg/kg	-	-	-	-	-	-
Manganese	mg/kg	-	-	-	-	-	-
Mercury	mg/kg	-	-	-	-	-	-
Nickel	mg/kg	-	-	-	-	-	-
Potassium	mg/kg	-	-	-	-	-	-
Selenium	mg/kg	-	-	-	-	-	-
Silver	mg/kg	-	-	-	-	-	-
Sodium	mg/kg	-	-	-	-	-	-
Thallium	mg/kg	-	-	-	-	-	-
Vanadium	mg/kg	-	-	-	-	-	-
Zinc	mg/kg	-	-	-	-	-	-

APPENDIX G.1

SOIL QUALITY DATA
RFI REPORT
FORMER MANUAL TRANSMISSIONS OF MUNCIE FACILITY
MUNCIE, INDIANA

AOI		***AOI 11.1***	***AOI 11.1***	***AOI 11.1***	***AOI 11.1***	***AOI 11.1***	***AOI 11.1***
Sample Location		***P-1***	***G-2***	***G-3***	***BH13-11***	***BH15-11***	***BH17-11***
Sample Identification		***S-017324-111708-JP-004***	***S-017324-111808-JP-017***	***S-017324-111808-JP-019***	***S-017324-113011-TP-159***	***S-017324-113011-TP-153***	***S-017324-113011-TP-147***
Sample Date		***11/17/2008***	***11/18/2008***	***11/18/2008***	***11/30/2011***	***11/30/2011***	***11/30/2011***
Sample Depth		***(0-2) FT***	***(0-2) FT***	***(0-2) FT***	***(0-2) ft BGS***	***(0-2) ft BGS***	***(0-2) ft BGS***
Sample Type	***Units***						
General Chemistry							
Carbonate (as CaCO3)	mg/kg	-	-	-	-	-	-
Chloride	mg/kg	-	-	-	-	-	-
Chloride	s.u.	-	-	-	-	-	-
Cyanide (total)	mg/kg	-	-	-	-	-	-
N-Hexane extractable material	mg/kg	-	-	-	-	-	-
Percent moisture	%	-	-	-	-	-	-
pH	s.u.	-	-	-	-	-	-
Saturated aliphatic hydrocarbons	mg/kg	-	-	-	-	-	-
Sulfate	mg/kg	-	-	-	-	-	-
Total solids	%	85.1	78.8	80.4	-	-	-

Notes
mg/kg - Milligrams per kilogram
"-" - No value
U - Not detected at the associated reporting limit
J - Estimated concentration
UJ - Not detected; associated reporting limit is estimated
R - Rejected
s.u. - Standard units
nc - No criteria
ND - Non Detect (calculation)
BOLD[abc] Concentration exceeds associated screening level
IDEM Appendix A: Screening Levels Remedation Closure Guide - March 25, 2014
a - Exceeds IDEM residential migration to ground water screening levels
b - Exceeds IDEM commercial/industrial direct contact screening levels
c - Exceeds IDEM excavation direct contact screening levels

APPENDIX G.1

SOIL QUALITY DATA
RFI REPORT
FORMER MANUAL TRANSMISSIONS OF MUNCIE FACILITY
MUNCIE, INDIANA

AOI		*AOI 11.1*	*AOI 11.1*	*AOI 11.1*	*AOI 11.1*	*AOI 11.1*	*AOI 11.1*
Sample Location		*BH14-11*	*BH16-11*	*BH15-11*	*BH18-11*	*BH14-11*	*BH13-11*
Sample Identification		*S-017324-113011-TP-156*	*S-017324-113011-TP-150*	*S-017324-113011-TP-154*	*S-017324-113011-TP-145*	*S-017324-113011-TP-157*	*S-017324-113011-TP-160*
Sample Date		*11/30/2011*	*11/30/2011*	*11/30/2011*	*11/30/2011*	*11/30/2011*	*11/30/2011*
Sample Depth		*(2-4) ft BGS*	*(2-4) ft BGS*	*(4-6) ft BGS*	*(4-6) ft BGS*	*(5-10) ft BGS*	*(8-10) ft BGS*
Sample Type	*Units*						
Volatile Organic Compounds (VOCs)							
Acetone	mg/kg	-	-	-	-	-	-
Benzene	mg/kg	-	-	-	-	-	-
Benzyl alcohol	mg/kg	-	-	-	-	-	-
Bromodichloromethane	mg/kg	-	-	-	-	-	-
Bromoform	mg/kg	-	-	-	-	-	-
Bromomethane (Methyl bromide)	mg/kg	-	-	-	-	-	-
2-Butanone (Methyl ethyl ketone) (MEK)	mg/kg	-	-	-	-	-	-
Carbon disulfide	mg/kg	-	-	-	-	-	-
Carbon tetrachloride	mg/kg	-	-	-	-	-	-
4-Chloroaniline	mg/kg	-	-	-	-	-	-
Chlorobenzene	mg/kg	-	-	-	-	-	-
Chloroethane	mg/kg	-	-	-	-	-	-
2-Chloroethyl vinyl ether	mg/kg	-	-	-	-	-	-
Chloroform (Trichloromethane)	mg/kg	-	-	-	-	-	-
Chloromethane (Methyl chloride)	mg/kg	-	-	-	-	-	-
Cyclohexane	mg/kg	-	-	-	-	-	-
Dibenzofuran	mg/kg	-	-	-	-	-	-
1,2-Dibromo-3-chloropropane (DBCP)	mg/kg	-	-	-	-	-	-
Dibromochloromethane	mg/kg	-	-	-	-	-	-
1,2-Dibromoethane (Ethylene dibromide)	mg/kg	-	-	-	-	-	-
1,2-Dichlorobenzene	mg/kg	-	-	-	-	-	-
1,3-Dichlorobenzene	mg/kg	-	-	-	-	-	-
1,4-Dichlorobenzene	mg/kg	-	-	-	-	-	-
Dichlorodifluoromethane (CFC-12)	mg/kg	-	-	-	-	-	-
Dichloroethane	mg/kg	-	-	-	-	-	-
1,1-Dichloroethane	mg/kg	-	-	-	-	-	-
1,2-Dichloroethane	mg/kg	-	-	-	-	-	-
Dichloroethene	mg/kg	-	-	-	-	-	-
1,2-Dichloroethene (total)	mg/kg	-	-	-	-	-	-
1,1-Dichloroethene	mg/kg	-	-	-	-	-	-
cis-1,2-Dichloroethene	mg/kg	-	-	-	-	-	-
trans-1,2-Dichloroethene	mg/kg	-	-	-	-	-	-
1,2-Dichloropropane	mg/kg	-	-	-	-	-	-
cis-1,3-Dichloropropene	mg/kg	-	-	-	-	-	-
trans-1,3-Dichloropropene	mg/kg	-	-	-	-	-	-
Ethylbenzene	mg/kg	-	-	-	-	-	-
2-Hexanone	mg/kg	-	-	-	-	-	-
Isopropyl benzene	mg/kg	-	-	-	-	-	-
Methyl acetate	mg/kg	-	-	-	-	-	-
Methyl cyclohexane	mg/kg	-	-	-	-	-	-
Methyl tert butyl ether (MTBE)	mg/kg	-	-	-	-	-	-
4-Methyl-2-pentanone (MIBK)	mg/kg	-	-	-	-	-	-
Methylene chloride	mg/kg	-	-	-	-	-	-
Styrene	mg/kg	-	-	-	-	-	-
1,1,2,2-Tetrachloroethane	mg/kg	-	-	-	-	-	-
Tetrachloroethene	mg/kg	-	-	-	-	-	-

APPENDIX G.1

SOIL QUALITY DATA
RFI REPORT
FORMER MANUAL TRANSMISSIONS OF MUNCIE FACILITY
MUNCIE, INDIANA

AOI		*AOI 11.1*	*AOI 11.1*	*AOI 11.1*	*AOI 11.1*	*AOI 11.1*	*AOI 11.1*
Sample Location		*BH14-11*	*BH16-11*	*BH15-11*	*BH18-11*	*BH14-11*	*BH13-11*
Sample Identification		*S-017324-113011-TP-156*	*S-017324-113011-TP-150*	*S-017324-113011-TP-154*	*S-017324-113011-TP-145*	*S-017324-113011-TP-157*	*S-017324-113011-TP-160*
Sample Date		*11/30/2011*	*11/30/2011*	*11/30/2011*	*11/30/2011*	*11/30/2011*	*11/30/2011*
Sample Depth		*(2-4) ft BGS*	*(2-4) ft BGS*	*(4-6) ft BGS*	*(4-6) ft BGS*	*(5-10) ft BGS*	*(8-10) ft BGS*
Sample Type	*Units*						
VOCs (Continued)							
Toluene	mg/kg	-	-	-	-	-	-
1,2,4-Trichlorobenzene	mg/kg	-	-	-	-	-	-
Trichloroethane	mg/kg	-	-	-	-	-	-
1,1,1-Trichloroethane	mg/kg	-	-	-	-	-	-
1,1,2-Trichloroethane	mg/kg	-	-	-	-	-	-
Trichloroethene	mg/kg	-	-	-	-	-	-
Trichlorofluoromethane (CFC-11)	mg/kg	-	-	-	-	-	-
Trifluorotrichloroethane (Freon 113)	mg/kg	-	-	-	-	-	-
Vinyl acetate	mg/kg	-	-	-	-	-	-
Vinyl chloride	mg/kg	-	-	-	-	-	-
Xylenes (total)	mg/kg	-	-	-	-	-	-
Semi-Volatile Organic Compounds (SVOCs)							
Acenaphthene	mg/kg	0.0074 U	0.0077 UJ	0.0073 U	0.024	0.0078	0.0074 U
Acenaphthylene	mg/kg	0.0074 U	0.0077 UJ	0.0073 U	0.0075 U	0.011	0.0074 U
Acetophenone	mg/kg	0.11 U	0.11 UJ	0.11 U	0.11 U	0.11 U	0.11 U
Anthracene	mg/kg	0.0074 U	0.0077 UJ	0.0073 U	0.04	0.016	0.0074 U
Atrazine	mg/kg	0.22 U	0.23 UJ	0.22 U	0.22 U	0.21 U	0.22 U
Benzaldehyde	mg/kg	0.11 U	0.11 UJ	0.11 U	0.11 U	0.11 U	0.11 U
Benzo(a)anthracene	mg/kg	0.0074 U	0.0077 UJ	0.0073 U	0.12	0.045	0.0074 U
Benzo(a)pyrene	mg/kg	0.0074 U	0.0077 UJ	0.0073 U	0.092	0.034	0.0074 U
Benzo(b)fluoranthene	mg/kg	0.0074 U	0.0077 UJ	0.0073 U	0.14	0.051	0.0074 U
Benzo(g,h,i)perylene	mg/kg	0.0074 U	0.0077 UJ	0.0073 U	0.066	0.029	0.0074 U
Benzo(k)fluoranthene	mg/kg	0.0074 U	0.0077 UJ	0.0073 U	0.064	0.019	0.0074 U
Benzoic acid	mg/kg	-	-	-	-	-	-
Biphenyl (1,1-Biphenyl)	mg/kg	0.055 U	0.057 UJ	0.055 U	0.056 U	0.053 U	0.056 U
4-Bromophenyl phenyl ether	mg/kg	0.055 U	0.057 UJ	0.055 U	0.056 U	0.053 U	0.056 U
Butyl benzylphthalate (BBP)	mg/kg	0.055 U	0.057 UJ	0.055 U	0.012 J	0.053 U	0.056 U
Caprolactam	mg/kg	0.37 U	0.38 UJ	0.36 U	0.37 U	0.35 U	0.37 U
Carbazole	mg/kg	0.055 U	0.057 UJ	0.055 U	0.036 J	0.053 U	0.056 U
4-Chloro-3-methylphenol	mg/kg	0.17 U	0.17 UJ	0.17 U	0.17 U	0.16 U	0.17 U
4-Chloroaniline	mg/kg	0.17 U	0.17 UJ	0.17 U	0.17 U	0.16 U	0.17 U
bis(2-Chloroethoxy)methane	mg/kg	0.11 U	0.11 UJ	0.11 U	0.11 U	0.11 U	0.11 U
bis(2-Chloroethyl)ether	mg/kg	0.11 U	0.11 UJ	0.11 U	0.11 U	0.11 U	0.11 U
2-Chloronaphthalene	mg/kg	0.055 U	0.057 UJ	0.055 U	0.056 U	0.053 U	0.056 U
2-Chlorophenol	mg/kg	0.055 U	0.057 UJ	0.055 U	0.056 U	0.053 U	0.056 U
4-Chlorophenyl phenyl ether	mg/kg	0.055 U	0.057 UJ	0.055 U	0.056 U	0.053 U	0.056 U
Chrysene	mg/kg	0.0074 U	0.0077 UJ	0.0073 U	0.15	0.063	0.0074 U
Dibenz(a,h)anthracene	mg/kg	0.0074 U	0.0077 UJ	0.0073 U	0.0075 U	0.0071 U	0.0074 U
Dibenzofuran	mg/kg	0.055 U	0.057 UJ	0.055 U	0.03 J	0.025 J	0.056 U
1,2-Dichlorobenzene	mg/kg	-	-	-	-	-	-
1,3-Dichlorobenzene	mg/kg	-	-	-	-	-	-
1,4-Dichlorobenzene	mg/kg	-	-	-	-	-	-
3,3'-Dichlorobenzidine	mg/kg	0.11 U	0.11 UJ	R	0.11 U	0.11 U	0.11 U
2,4-Dichlorophenol	mg/kg	0.17 U	0.17 UJ	0.17 U	0.17 U	0.16 U	0.17 U
Diethyl phthalate	mg/kg	0.055 U	0.057 UJ	0.055 U	0.056 U	0.053 U	0.056 U

APPENDIX G.1

SOIL QUALITY DATA
RFI REPORT
FORMER MANUAL TRANSMISSIONS OF MUNCIE FACILITY
MUNCIE, INDIANA

AOI		*AOI 11.1*	*AOI 11.1*	*AOI 11.1*	*AOI 11.1*	*AOI 11.1*	*AOI 11.1*
Sample Location		*BH14-11*	*BH16-11*	*BH15-11*	*BH18-11*	*BH14-11*	*BH13-11*
Sample Identification		*S-017324-113011-TP-156*	*S-017324-113011-TP-150*	*S-017324-113011-TP-154*	*S-017324-113011-TP-145*	*S-017324-113011-TP-157*	*S-017324-113011-TP-160*
Sample Date		*11/30/2011*	*11/30/2011*	*11/30/2011*	*11/30/2011*	*11/30/2011*	*11/30/2011*
Sample Depth		*(2-4) ft BGS*	*(2-4) ft BGS*	*(4-6) ft BGS*	*(4-6) ft BGS*	*(5-10) ft BGS*	*(8-10) ft BGS*
Sample Type	*Units*						
SVOCs (Continued)							
Dimethyl phthalate	mg/kg	0.055 U	0.057 UJ	0.055 U	0.056 U	0.053 U	0.056 U
2,4-Dimethylphenol	mg/kg	0.17 U	0.17 UJ	0.17 U	0.17 U	0.16 U	0.17 U
Di-n-butylphthalate (DBP)	mg/kg	0.055 U	0.057 UJ	0.055 U	0.056 U	0.053 U	0.056 U
4,6-Dinitro-2-methylphenol	mg/kg	0.17 U	R	0.17 U	0.17 U	0.16 U	0.17 U
2,4-Dinitrophenol	mg/kg	0.37 U	R	R	0.37 U	0.35 U	0.37 U
2,4-Dinitrotoluene	mg/kg	0.22 U	0.23 UJ	0.22 U	0.22 U	0.21 U	0.22 U
2,6-Dinitrotoluene	mg/kg	0.22 U	0.23 UJ	0.22 U	0.22 U	0.21 U	0.22 U
Di-n-octyl phthalate (DnOP)	mg/kg	0.055 U	0.057 UJ	0.055 U	0.056 U	0.053 U	0.056 U
bis(2-Ethylhexyl)phthalate (DEHP)	mg/kg	0.055 U	0.022 J	0.055 U	0.034 J	0.057	0.023 J
Fluoranthene	mg/kg	0.0074 U	0.0077 UJ	0.0073 U	0.28	0.086	0.0074 U
Fluorene	mg/kg	0.0074 U	0.0077 UJ	0.0073 U	0.045	0.0071 U	0.0074 U
Hexachlorobenzene	mg/kg	0.0074 U	0.0077 UJ	0.0073 U	0.0075 U	0.0071 U	0.0074 U
Hexachlorobutadiene	mg/kg	0.055 U	0.057 UJ	0.055 U	0.056 U	0.053 U	0.056 U
Hexachlorocyclopentadiene	mg/kg	0.37 U	R	R	0.37 U	0.35 U	0.37 U
Hexachloroethane	mg/kg	0.055 U	0.057 UJ	0.055 U	0.056 U	0.053 U	0.056 U
Indeno(1,2,3-cd)pyrene	mg/kg	0.0074 U	0.0077 UJ	0.0073 U	0.051	0.019	0.0074 U
Isophorone	mg/kg	0.055 U	0.057 UJ	0.055 U	0.056 U	0.053 U	0.056 U
2-Methylnaphthalene	mg/kg	0.0074 U	0.0077 UJ	0.0073 U	0.019	0.086	0.0074 U
2-Methylphenol	mg/kg	0.22 U	0.23 UJ	0.22 U	0.22 U	0.21 U	0.22 U
3&4-Methylphenol	mg/kg	0.44 U	0.46 UJ	0.44 U	0.45 U	0.42 U	0.45 U
4-Methylphenol	mg/kg	-	-	-	-	-	-
Naphthalene	mg/kg	0.0074 U	0.0077 UJ	0.0073 U	0.02	0.035	0.0074 U
2-Nitroaniline	mg/kg	0.22 U	0.23 UJ	0.22 U	0.22 U	0.21 U	0.22 U
3-Nitroaniline	mg/kg	0.22 U	0.23 UJ	0.22 U	0.22 U	0.21 U	0.22 U
4-Nitroaniline	mg/kg	0.22 U	0.23 UJ	0.22 U	0.22 U	0.21 U	0.22 U
Nitrobenzene	mg/kg	0.11 U	0.11 UJ	0.11 U	0.11 U	0.11 U	0.11 U
2-Nitrophenol	mg/kg	0.055 U	0.057 UJ	0.055 U	0.056 U	0.053 U	0.056 U
4-Nitrophenol	mg/kg	0.37 U	0.38 UJ	0.36 U	0.37 U	0.35 U	0.37 U
N-Nitrosodi-n-propylamine	mg/kg	0.055 U	0.057 UJ	0.055 U	0.056 U	0.053 U	0.056 U
N-Nitrosodiphenylamine	mg/kg	0.055 U	0.057 UJ	0.055 U	0.056 U	0.053 U	0.056 U
N-Nitrosodimethylamine	mg/kg	-	-	-	-	-	-
2,2'-Oxybis(1-chloropropane)	mg/kg	0.11 U	0.11 UJ	0.11 U	0.11 U	0.11 U	0.11 U
Pentachlorophenol	mg/kg	0.17 U	R	0.17 U	0.17 U	0.16 U	0.17 U
Phenanthrene	mg/kg	0.0074 U	0.0077 UJ	0.0073 U	0.31	0.084	0.0074 U
Phenol	mg/kg	0.055 U	0.057 UJ	0.055 U	0.056 U	0.053 U	0.056 U
Pyrene	mg/kg	0.0074 U	0.0077 UJ	0.0073 U	0.21	0.075	0.0074 U
1,2,4-Trichlorobenzene	mg/kg	-	-	-	-	-	-
2,4,5-Trichlorophenol	mg/kg	0.17 U	0.17 UJ	0.17 U	0.17 U	0.16 U	0.17 U
2,4,6-Trichlorophenol	mg/kg	0.17 U	0.17 UJ	0.17 U	0.17 U	0.16 U	0.17 U

APPENDIX G.1

SOIL QUALITY DATA
RFI REPORT
FORMER MANUAL TRANSMISSIONS OF MUNCIE FACILITY
MUNCIE, INDIANA

AOI		*AOI 11.1*	*AOI 11.1*	*AOI 11.1*	*AOI 11.1*	*AOI 11.1*	*AOI 11.1*
Sample Location		*BH14-11*	*BH16-11*	*BH15-11*	*BH18-11*	*BH14-11*	*BH13-11*
Sample Identification		*S-017324-113011-TP-156*	*S-017324-113011-TP-150*	*S-017324-113011-TP-154*	*S-017324-113011-TP-145*	*S-017324-113011-TP-157*	*S-017324-113011-TP-160*
Sample Date		*11/30/2011*	*11/30/2011*	*11/30/2011*	*11/30/2011*	*11/30/2011*	*11/30/2011*
Sample Depth		*(2-4) ft BGS*	*(2-4) ft BGS*	*(4-6) ft BGS*	*(4-6) ft BGS*	*(5-10) ft BGS*	*(8-10) ft BGS*
Sample Type	*Units*						
Polychlorinated Biphenyls (PCBs)							
Aroclor-1016 (PCB-1016)	mg/kg	-	-	-	-	-	-
Aroclor-1221 (PCB-1221)	mg/kg	-	-	-	-	-	-
Aroclor-1232 (PCB-1232)	mg/kg	-	-	-	-	-	-
Aroclor-1242 (PCB-1242)	mg/kg	-	-	-	-	-	-
Aroclor-1248 (PCB-1248)	mg/kg	-	-	-	-	-	-
Aroclor-1254 (PCB-1254)	mg/kg	-	-	-	-	-	-
Aroclor-1260 (PCB-1260)	mg/kg	-	-	-	-	-	-
Total PCBs	mg/kg	-	-	-	-	-	-
Total Petroleum Hydrocarbons (TPH)							
Total Petroleum Hydrocarbons - Diesel	mg/kg	-	-	-	-	-	-
Total Petroleum Hydrocarbons - Gas	mg/kg	-	-	-	-	-	-
Total Petroleum Hydrocarbons - Oil	mg/kg	-	-	-	-	-	-
Total Petroleum Hydrocarbons	mg/kg	-	-	-	-	-	-
Total Petroleum Hydrocarbons - Purgeable (GRO)	mg/kg	-	-	-	-	-	-
Total Petroleum Hydrocarbons (C10-C20)	mg/kg	19 U	19 UJ	18 U	19 U	81	11 J
Total Petroleum Hydrocarbons (C20-C34)	mg/kg	19 U	19 UJ	18 U	18 J	150	19 U
Total Petroleum Hydrocarbons (C6-C10) GRO	mg/kg	0.017 J	0.039 U	0.062	0.03 J	0.098	0.074
Metals							
Aluminum	mg/kg	-	-	-	-	-	-
Antimony	mg/kg	-	-	-	-	-	-
Arsenic	mg/kg	-	-	-	-	-	-
Barium	mg/kg	-	-	-	-	-	-
Beryllium	mg/kg	-	-	-	-	-	-
Cadmium	mg/kg	-	-	-	-	-	-
Calcium	mg/kg	-	-	-	-	-	-
Chromium	mg/kg	-	-	-	-	-	-
Chromium VI (hexavalent)	mg/kg	-	-	-	-	-	-
Cobalt	mg/kg	-	-	-	-	-	-
Copper	mg/kg	-	-	-	-	-	-
Iron	mg/kg	-	-	-	-	-	-
Lead	mg/kg	-	-	-	-	-	-
Magnesium	mg/kg	-	-	-	-	-	-
Manganese	mg/kg	-	-	-	-	-	-
Mercury	mg/kg	-	-	-	-	-	-
Nickel	mg/kg	-	-	-	-	-	-
Potassium	mg/kg	-	-	-	-	-	-
Selenium	mg/kg	-	-	-	-	-	-
Silver	mg/kg	-	-	-	-	-	-
Sodium	mg/kg	-	-	-	-	-	-
Thallium	mg/kg	-	-	-	-	-	-
Vanadium	mg/kg	-	-	-	-	-	-
Zinc	mg/kg	-	-	-	-	-	-

APPENDIX G.1

SOIL QUALITY DATA
RFI REPORT
FORMER MANUAL TRANSMISSIONS OF MUNCIE FACILITY
MUNCIE, INDIANA

AOI		***AOI 11.1***	***AOI 11.1***	***AOI 11.1***	***AOI 11.1***	***AOI 11.1***	***AOI 11.1***
Sample Location		***BH14-11***	***BH16-11***	***BH15-11***	***BH18-11***	***BH14-11***	***BH13-11***
Sample Identification		***S-017324-113011-TP-156***	***S-017324-113011-TP-150***	***S-017324-113011-TP-154***	***S-017324-113011-TP-145***	***S-017324-113011-TP-157***	***S-017324-113011-TP-160***
Sample Date		***11/30/2011***	***11/30/2011***	***11/30/2011***	***11/30/2011***	***11/30/2011***	***11/30/2011***
Sample Depth		***(2-4) ft BGS***	***(2-4) ft BGS***	***(4-6) ft BGS***	***(4-6) ft BGS***	***(5-10) ft BGS***	***(8-10) ft BGS***
Sample Type	***Units***						
General Chemistry							
Carbonate (as CaCO3)	mg/kg	-	-	-	-	-	-
Chloride	mg/kg	-	-	-	-	-	-
Chloride	s.u.	-	-	-	-	-	-
Cyanide (total)	mg/kg	-	-	-	-	-	-
N-Hexane extractable material	mg/kg	-	-	-	-	-	-
Percent moisture	%	-	-	-	-	-	-
pH	s.u.	-	-	-	-	-	-
Saturated aliphatic hydrocarbons	mg/kg	-	-	-	-	-	-
Sulfate	mg/kg	-	-	-	-	-	-
Total solids	%	-	-	-	-	-	-

Notes

mg/kg - Milligrams per kilogram
"-" - No value
U - Not detected at the associated reporting limit
J - Estimated concentration
UJ - Not detected; associated reporting limit is estimated
R - Rejected
s.u. - Standard units
nc - No criteria
ND - Non Detect (calculation)
BOLD[abc] Concentration exceeds associated screening level
IDEM Appendix A: Screening Levels Remedation Closure Guide - March 25, 2014
a - Exceeds IDEM residential migration to ground water screening levels
b - Exceeds IDEM commercial/industrial direct contact screening levels
c - Exceeds IDEM excavation direct contact screening levels

APPENDIX G.1

SOIL QUALITY DATA
RFI REPORT
FORMER MANUAL TRANSMISSIONS OF MUNCIE FACILITY
MUNCIE, INDIANA

AOI		*AOI 11.1*	*AOI 11.1*	*AOI 11.1*	*AOI 11.1*	*AOI 11.1*	*AOI 11.1*
Sample Location		*BH17-11*	*BH18-11*	*BH19-11*	*BH16-11*	*BH16-11*	*BH13-11*
Sample Identification		*S-017324-113011-TP-148*	*S-017324-113011-TP-146*	*S-017324-113011-TP-143*	*S-017324-113011-TP-151*	*S-017324-113011-TP-152*	*S-017324-113011-TP-161*
Sample Date		*11/30/2011*	*11/30/2011*	*11/30/2011*	*11/30/2011*	*11/30/2011*	*11/30/2011*
Sample Depth		*(8-10) ft BGS*	*(10-12) ft BGS*	*(10-12) ft BGS*	*(14-16) ft BGS*	*(14-16) ft BGS*	*(16-18) ft BGS*
Sample Type	*Units*					*Duplicate*	
Volatile Organic Compounds (VOCs)							
Acetone	mg/kg	-	-	-	-	-	-
Benzene	mg/kg	-	-	-	-	-	-
Benzyl alcohol	mg/kg	-	-	-	-	-	-
Bromodichloromethane	mg/kg	-	-	-	-	-	-
Bromoform	mg/kg	-	-	-	-	-	-
Bromomethane (Methyl bromide)	mg/kg	-	-	-	-	-	-
2-Butanone (Methyl ethyl ketone) (MEK)	mg/kg	-	-	-	-	-	-
Carbon disulfide	mg/kg	-	-	-	-	-	-
Carbon tetrachloride	mg/kg	-	-	-	-	-	-
4-Chloroaniline	mg/kg	-	-	-	-	-	-
Chlorobenzene	mg/kg	-	-	-	-	-	-
Chloroethane	mg/kg	-	-	-	-	-	-
2-Chloroethyl vinyl ether	mg/kg	-	-	-	-	-	-
Chloroform (Trichloromethane)	mg/kg	-	-	-	-	-	-
Chloromethane (Methyl chloride)	mg/kg	-	-	-	-	-	-
Cyclohexane	mg/kg	-	-	-	-	-	-
Dibenzofuran	mg/kg	-	-	-	-	-	-
1,2-Dibromo-3-chloropropane (DBCP)	mg/kg	-	-	-	-	-	-
Dibromochloromethane	mg/kg	-	-	-	-	-	-
1,2-Dibromoethane (Ethylene dibromide)	mg/kg	-	-	-	-	-	-
1,2-Dichlorobenzene	mg/kg	-	-	-	-	-	-
1,3-Dichlorobenzene	mg/kg	-	-	-	-	-	-
1,4-Dichlorobenzene	mg/kg	-	-	-	-	-	-
Dichlorodifluoromethane (CFC-12)	mg/kg	-	-	-	-	-	-
Dichloroethane	mg/kg	-	-	-	-	-	-
1,1-Dichloroethane	mg/kg	-	-	-	-	-	-
1,2-Dichloroethane	mg/kg	-	-	-	-	-	-
Dichloroethene	mg/kg	-	-	-	-	-	-
1,2-Dichloroethene (total)	mg/kg	-	-	-	-	-	-
1,1-Dichloroethene	mg/kg	-	-	-	-	-	-
cis-1,2-Dichloroethene	mg/kg	-	-	-	-	-	-
trans-1,2-Dichloroethene	mg/kg	-	-	-	-	-	-
1,2-Dichloropropane	mg/kg	-	-	-	-	-	-
cis-1,3-Dichloropropene	mg/kg	-	-	-	-	-	-
trans-1,3-Dichloropropene	mg/kg	-	-	-	-	-	-
Ethylbenzene	mg/kg	-	-	-	-	-	-
2-Hexanone	mg/kg	-	-	-	-	-	-
Isopropyl benzene	mg/kg	-	-	-	-	-	-
Methyl acetate	mg/kg	-	-	-	-	-	-
Methyl cyclohexane	mg/kg	-	-	-	-	-	-
Methyl tert butyl ether (MTBE)	mg/kg	-	-	-	-	-	-
4-Methyl-2-pentanone (MIBK)	mg/kg	-	-	-	-	-	-
Methylene chloride	mg/kg	-	-	-	-	-	-
Styrene	mg/kg	-	-	-	-	-	-
1,1,2,2-Tetrachloroethane	mg/kg	-	-	-	-	-	-
Tetrachloroethene	mg/kg	-	-	-	-	-	-

APPENDIX G.1

SOIL QUALITY DATA
RFI REPORT
FORMER MANUAL TRANSMISSIONS OF MUNCIE FACILITY
MUNCIE, INDIANA

AOI		*AOI 11.1*	*AOI 11.1*	*AOI 11.1*	*AOI 11.1*	*AOI 11.1*	*AOI 11.1*
Sample Location		*BH17-11*	*BH18-11*	*BH19-11*	*BH16-11*	*BH16-11*	*BH13-11*
Sample Identification		*S-017324-113011-TP-148*	*S-017324-113011-TP-146*	*S-017324-113011-TP-143*	*S-017324-113011-TP-151*	*S-017324-113011-TP-152*	*S-017324-113011-TP-161*
Sample Date		*11/30/2011*	*11/30/2011*	*11/30/2011*	*11/30/2011*	*11/30/2011*	*11/30/2011*
Sample Depth		*(8-10) ft BGS*	*(10-12) ft BGS*	*(10-12) ft BGS*	*(14-16) ft BGS*	*(14-16) ft BGS*	*(16-18) ft BGS*
Sample Type	*Units*					*Duplicate*	
VOCs (Continued)							
Toluene	mg/kg	-	-	-	-	-	-
1,2,4-Trichlorobenzene	mg/kg	-	-	-	-	-	-
Trichloroethane	mg/kg	-	-	-	-	-	-
1,1,1-Trichloroethane	mg/kg	-	-	-	-	-	-
1,1,2-Trichloroethane	mg/kg	-	-	-	-	-	-
Trichloroethene	mg/kg	-	-	-	-	-	-
Trichlorofluoromethane (CFC-11)	mg/kg	-	-	-	-	-	-
Trifluorotrichloroethane (Freon 113)	mg/kg	-	-	-	-	-	-
Vinyl acetate	mg/kg	-	-	-	-	-	-
Vinyl chloride	mg/kg	-	-	-	-	-	-
Xylenes (total)	mg/kg	-	-	-	-	-	-
Semi-Volatile Organic Compounds (SVOCs)							
Acenaphthene	mg/kg	0.0074 U	0.005 J	0.0064 J	0.0072 U	0.0074 U	0.0074 U
Acenaphthylene	mg/kg	0.0074 U	0.015	0.011	0.0066 J	0.0074 U	0.0074 U
Acetophenone	mg/kg	0.11 U	0.11 U	0.12 U	0.11 U	0.11 U	0.11 U
Anthracene	mg/kg	0.0074 U	0.016	0.011	0.0072	0.0083	0.0074 U
Atrazine	mg/kg	0.22 U	0.23 U	0.23 U	0.22 U	0.22 U	0.22 U
Benzaldehyde	mg/kg	0.11 U	0.11 U	0.12 U	0.11 U	0.11 U	0.11 U
Benzo(a)anthracene	mg/kg	0.0074 U	0.033	0.033	0.018	0.0074 U	0.0074 U
Benzo(a)pyrene	mg/kg	0.0074 U	0.033	0.03	0.017	0.015	0.0074 U
Benzo(b)fluoranthene	mg/kg	0.0074 U	0.047	0.044	0.026	0.024	0.0074 U
Benzo(g,h,i)perylene	mg/kg	0.0074 U	0.032	0.03	0.019	0.014	0.0074 U
Benzo(k)fluoranthene	mg/kg	0.0074 U	0.023	0.021	0.012	0.0088	0.0074 U
Benzoic acid	mg/kg	-	-	-	-	-	-
Biphenyl (1,1-Biphenyl)	mg/kg	0.055 U	0.056 U	0.058 U	0.054 U	0.055 U	0.056 U
4-Bromophenyl phenyl ether	mg/kg	0.055 U	0.056 U	0.058 U	0.054 U	0.055 U	0.056 U
Butyl benzylphthalate (BBP)	mg/kg	0.055 U	0.056 U	0.058 U	0.054 U	0.055 U	0.012 J
Caprolactam	mg/kg	0.37 U	0.37 U	0.39 U	0.36 U	0.36 U	0.37 U
Carbazole	mg/kg	0.055 U	0.056 U	0.058 U	0.054 U	0.055 U	0.056 U
4-Chloro-3-methylphenol	mg/kg	0.17 U	0.17 U	0.18 U	0.16 U	0.17 U	0.17 U
4-Chloroaniline	mg/kg	0.17 U	0.17 U	0.18 U	0.16 U	0.17 U	0.17 U
bis(2-Chloroethoxy)methane	mg/kg	0.11 U	0.11 U	0.12 U	0.11 U	0.11 U	0.11 U
bis(2-Chloroethyl)ether	mg/kg	0.11 U	0.11 U	0.12 U	0.11 U	0.11 U	0.11 U
2-Chloronaphthalene	mg/kg	0.055 U	0.056 U	0.058 U	0.054 U	0.055 U	0.056 U
2-Chlorophenol	mg/kg	0.055 U	0.056 U	0.058 U	0.054 U	0.055 U	0.056 U
4-Chlorophenyl phenyl ether	mg/kg	0.055 U	0.056 U	0.058 U	0.054 U	0.055 U	0.056 U
Chrysene	mg/kg	0.0074 U	0.055	0.055	0.028	0.0074 U	0.0074 U
Dibenz(a,h)anthracene	mg/kg	0.0074 U	0.0075 U	0.0078 U	0.0072 U	0.0074 U	0.0074 U
Dibenzofuran	mg/kg	0.055 U	0.013 J	0.018 J	0.0084 J	0.016 J	0.056 U
1,2-Dichlorobenzene	mg/kg	-	-	-	-	-	-
1,3-Dichlorobenzene	mg/kg	-	-	-	-	-	-
1,4-Dichlorobenzene	mg/kg	-	-	-	-	-	-
3,3'-Dichlorobenzidine	mg/kg	0.11 U	0.11 U	0.12 U	0.11 U	0.11 U	0.11 U
2,4-Dichlorophenol	mg/kg	0.17 U	0.17 U	0.18 U	0.16 U	0.17 U	0.17 U
Diethyl phthalate	mg/kg	0.055 U	0.056 U	0.058 U	0.054 U	0.055 U	0.056 U

APPENDIX G.1

SOIL QUALITY DATA
RFI REPORT
FORMER MANUAL TRANSMISSIONS OF MUNCIE FACILITY
MUNCIE, INDIANA

AOI		*AOI 11.1*	*AOI 11.1*	*AOI 11.1*	*AOI 11.1*	*AOI 11.1*	*AOI 11.1*
Sample Location		*BH17-11*	*BH18-11*	*BH19-11*	*BH16-11*	*BH16-11*	*BH13-11*
Sample Identification		*S-017324-113011-TP-148*	*S-017324-113011-TP-146*	*S-017324-113011-TP-143*	*S-017324-113011-TP-151*	*S-017324-113011-TP-152*	*S-017324-113011-TP-161*
Sample Date		*11/30/2011*	*11/30/2011*	*11/30/2011*	*11/30/2011*	*11/30/2011*	*11/30/2011*
Sample Depth		*(8-10) ft BGS*	*(10-12) ft BGS*	*(10-12) ft BGS*	*(14-16) ft BGS*	*(14-16) ft BGS*	*(16-18) ft BGS*
Sample Type	*Units*					*Duplicate*	
SVOCs (Continued)							
Dimethyl phthalate	mg/kg	0.055 U	0.056 U	0.058 U	0.054 U	0.055 U	0.056 U
2,4-Dimethylphenol	mg/kg	0.17 U	0.17 U	0.18 U	0.16 U	0.17 U	0.17 U
Di-n-butylphthalate (DBP)	mg/kg	0.055 U	0.056 U	0.058 U	0.054 U	0.055 U	0.056 U
4,6-Dinitro-2-methylphenol	mg/kg	0.17 U	0.17 U	0.18 U	0.16 U	0.17 U	0.17 U
2,4-Dinitrophenol	mg/kg	0.37 U	0.37 U	0.39 U	0.36 U	0.36 U	0.37 U
2,4-Dinitrotoluene	mg/kg	0.22 U	0.23 U	0.23 U	0.22 U	0.22 U	0.22 U
2,6-Dinitrotoluene	mg/kg	0.22 U	0.23 U	0.23 U	0.22 U	0.22 U	0.22 U
Di-n-octyl phthalate (DnOP)	mg/kg	0.055 U	0.056 U	0.058 U	0.054 U	0.055 U	0.056 U
bis(2-Ethylhexyl)phthalate (DEHP)	mg/kg	0.022 J	0.062	0.047 J	0.069	0.056	0.024 J
Fluoranthene	mg/kg	0.0074 U	0.068	0.056	0.033	0.056	0.0074 U
Fluorene	mg/kg	0.0074 U	0.0075 U	0.0078 U	0.0043 J	0.0058 J	0.0074 U
Hexachlorobenzene	mg/kg	0.0074 U	0.0075 U	0.0078 U	0.0072 U	0.0074 U	0.0074 U
Hexachlorobutadiene	mg/kg	0.055 U	0.056 U	0.058 U	0.054 U	0.055 U	0.056 U
Hexachlorocyclopentadiene	mg/kg	0.37 U	0.37 U	0.39 U	0.36 U	0.36 U	0.37 U
Hexachloroethane	mg/kg	0.055 U	0.056 U	0.058 U	0.054 U	0.055 U	0.056 U
Indeno(1,2,3-cd)pyrene	mg/kg	0.0074 U	0.02	0.02	0.014	0.0074 U	0.0074 U
Isophorone	mg/kg	0.055 U	0.056 U	0.058 U	0.054 U	0.055 U	0.056 U
2-Methylnaphthalene	mg/kg	0.0074 U	0.04	0.071	0.024	0.042	0.0074 U
2-Methylphenol	mg/kg	0.22 U	0.23 U	0.23 U	0.22 U	0.22 U	0.22 U
3&4-Methylphenol	mg/kg	0.44 U	0.45 U	0.47 U	0.43 U	0.44 U	0.45 U
4-Methylphenol	mg/kg	-	-	-	-	-	-
Naphthalene	mg/kg	0.0074 U	0.017	0.023	0.013	0.021	0.0074 U
2-Nitroaniline	mg/kg	0.22 U	0.23 U	0.23 U	0.22 U	0.22 U	0.22 U
3-Nitroaniline	mg/kg	0.22 U	0.23 U	0.23 U	0.22 U	0.22 U	0.22 U
4-Nitroaniline	mg/kg	0.22 U	0.23 U	0.23 U	0.22 U	0.22 U	0.22 U
Nitrobenzene	mg/kg	0.11 U	0.11 U	0.12 U	0.11 U	0.11 U	0.11 U
2-Nitrophenol	mg/kg	0.055 U	0.056 U	0.058 U	0.054 U	0.055 U	0.056 U
4-Nitrophenol	mg/kg	0.37 U	0.37 U	0.39 U	0.36 U	0.36 U	0.37 U
N-Nitrosodi-n-propylamine	mg/kg	0.055 U	0.056 U	0.058 U	0.054 U	0.055 U	0.056 U
N-Nitrosodiphenylamine	mg/kg	0.055 U	0.056 U	0.058 U	0.054 U	0.055 U	0.056 U
N-Nitrosodimethylamine	mg/kg	-	-	-	-	-	-
2,2'-Oxybis(1-chloropropane)	mg/kg	0.11 U	0.11 U	0.12 U	0.11 U	0.11 U	0.11 U
Pentachlorophenol	mg/kg	0.17 U	0.17 U	0.18 U	0.16 U	0.17 U	0.17 U
Phenanthrene	mg/kg	0.0074 U	0.078	0.077	0.035	0.067	0.0074 U
Phenol	mg/kg	0.055 U	0.056 U	0.058 U	0.054 U	0.055 U	0.056 U
Pyrene	mg/kg	0.0074 U	0.063	0.048	0.032	0.051	0.0074 U
1,2,4-Trichlorobenzene	mg/kg	-	-	-	-	-	-
2,4,5-Trichlorophenol	mg/kg	0.17 U	0.17 U	0.18 U	0.16 U	0.17 U	0.17 U
2,4,6-Trichlorophenol	mg/kg	0.17 U	0.17 U	0.18 U	0.16 U	0.17 U	0.17 U

APPENDIX G.1

SOIL QUALITY DATA
RFI REPORT
FORMER MANUAL TRANSMISSIONS OF MUNCIE FACILITY
MUNCIE, INDIANA

AOI		*AOI 11.1*	*AOI 11.1*	*AOI 11.1*	*AOI 11.1*	*AOI 11.1*	*AOI 11.1*
Sample Location		*BH17-11*	*BH18-11*	*BH19-11*	*BH16-11*	*BH16-11*	*BH13-11*
Sample Identification		*S-017324-113011-TP-148*	*S-017324-113011-TP-146*	*S-017324-113011-TP-143*	*S-017324-113011-TP-151*	*S-017324-113011-TP-152*	*S-017324-113011-TP-161*
Sample Date		*11/30/2011*	*11/30/2011*	*11/30/2011*	*11/30/2011*	*11/30/2011*	*11/30/2011*
Sample Depth		*(8-10) ft BGS*	*(10-12) ft BGS*	*(10-12) ft BGS*	*(14-16) ft BGS*	*(14-16) ft BGS*	*(16-18) ft BGS*
Sample Type	*Units*					*Duplicate*	
Polychlorinated Biphenyls (PCBs)							
Aroclor-1016 (PCB-1016)	mg/kg	-	-	0.038 U	-	-	-
Aroclor-1221 (PCB-1221)	mg/kg	-	-	0.038 U	-	-	-
Aroclor-1232 (PCB-1232)	mg/kg	-	-	0.038 U	-	-	-
Aroclor-1242 (PCB-1242)	mg/kg	-	-	0.038 U	-	-	-
Aroclor-1248 (PCB-1248)	mg/kg	-	-	0.038	-	-	-
Aroclor-1254 (PCB-1254)	mg/kg	-	-	0.038 U	-	-	-
Aroclor-1260 (PCB-1260)	mg/kg	-	-	0.038 U	-	-	-
Total PCBs	mg/kg	-	-	0.038	-	-	-
Total Petroleum Hydrocarbons (TPH)							
Total Petroleum Hydrocarbons - Diesel	mg/kg	-	-	-	-	-	-
Total Petroleum Hydrocarbons - Gas	mg/kg	-	-	-	-	-	-
Total Petroleum Hydrocarbons - Oil	mg/kg	-	-	-	-	-	-
Total Petroleum Hydrocarbons	mg/kg	-	-	-	-	-	-
Total Petroleum Hydrocarbons - Purgeable (GRO)	mg/kg	-	-	-	-	-	-
Total Petroleum Hydrocarbons (C10-C20)	mg/kg	19 U	140	-	63	56	19 U
Total Petroleum Hydrocarbons (C20-C34)	mg/kg	19 U	330	-	120	130	19 U
Total Petroleum Hydrocarbons (C6-C10) GRO	mg/kg	0.045 U	0.044 U	0.048 U	0.15	0.12	0.055
Metals							
Aluminum	mg/kg	-	-	3400	-	-	-
Antimony	mg/kg	-	-	0.96 U	-	-	-
Arsenic	mg/kg	-	-	5.8	-	-	-
Barium	mg/kg	-	-	30	-	-	-
Beryllium	mg/kg	-	-	0.22 J	-	-	-
Cadmium	mg/kg	-	-	0.21	-	-	-
Calcium	mg/kg	-	-	120000	-	-	-
Chromium	mg/kg	-	-	8.6	-	-	-
Chromium VI (hexavalent)	mg/kg	-	-	-	-	-	-
Cobalt	mg/kg	-	-	4.0 J	-	-	-
Copper	mg/kg	-	-	15	-	-	-
Iron	mg/kg	-	-	**8800**[a]	-	-	-
Lead	mg/kg	-	-	31	-	-	-
Magnesium	mg/kg	-	-	38000	-	-	-
Manganese	mg/kg	-	-	360	-	-	-
Mercury	mg/kg	-	-	0.035 J	-	-	-
Nickel	mg/kg	-	-	11	-	-	-
Potassium	mg/kg	-	-	570	-	-	-
Selenium	mg/kg	-	-	0.48 U	-	-	-
Silver	mg/kg	-	-	0.48 U	-	-	-
Sodium	mg/kg	-	-	75 J	-	-	-
Thallium	mg/kg	-	-	0.96 U	-	-	-
Vanadium	mg/kg	-	-	10	-	-	-
Zinc	mg/kg	-	-	48	-	-	-

APPENDIX G.1

SOIL QUALITY DATA
RFI REPORT
FORMER MANUAL TRANSMISSIONS OF MUNCIE FACILITY
MUNCIE, INDIANA

AOI		***AOI 11.1***	***AOI 11.1***	***AOI 11.1***	***AOI 11.1***	***AOI 11.1***	***AOI 11.1***
Sample Location		***BH17-11***	***BH18-11***	***BH19-11***	***BH16-11***	***BH16-11***	***BH13-11***
Sample Identification		***S-017324-113011-TP-148***	***S-017324-113011-TP-146***	***S-017324-113011-TP-143***	***S-017324-113011-TP-151***	***S-017324-113011-TP-152***	***S-017324-113011-TP-161***
Sample Date		***11/30/2011***	***11/30/2011***	***11/30/2011***	***11/30/2011***	***11/30/2011***	***11/30/2011***
Sample Depth		***(8-10) ft BGS***	***(10-12) ft BGS***	***(10-12) ft BGS***	***(14-16) ft BGS***	***(14-16) ft BGS***	***(16-18) ft BGS***
Sample Type	***Units***					***Duplicate***	
General Chemistry							
Carbonate (as CaCO3)	mg/kg	-	-	-	-	-	-
Chloride	mg/kg	-	-	-	-	-	-
Chloride	s.u.	-	-	-	-	-	-
Cyanide (total)	mg/kg	-	-	-	-	-	-
N-Hexane extractable material	mg/kg	-	-	-	-	-	-
Percent moisture	%	-	-	-	-	-	-
pH	s.u.	-	-	-	-	-	-
Saturated aliphatic hydrocarbons	mg/kg	-	-	-	-	-	-
Sulfate	mg/kg	-	-	-	-	-	-
Total solids	%	-	-	-	-	-	-

Notes
mg/kg - Milligrams per kilogram
"-" - No value
U - Not detected at the associated reporting limit
J - Estimated concentration
UJ - Not detected; associated reporting limit is estimated
R - Rejected
s.u. - Standard units
nc - No criteria
ND - Non Detect (calculation)
BOLD[abc] Concentration exceeds associated screening level
IDEM Appendix A: Screening Levels Remedation Closure Guide - March 25, 2014
a - Exceeds IDEM residential migration to ground water screening levels
b - Exceeds IDEM commercial/industrial direct contact screening levels
c - Exceeds IDEM excavation direct contact screening levels

APPENDIX G.1

SOIL QUALITY DATA
RFI REPORT
FORMER MANUAL TRANSMISSIONS OF MUNCIE FACILITY
MUNCIE, INDIANA

AOI		*AOI 11.1*	*AOI 11.1*	*AOI 11.1*	*AOI 11.1*	*AOI 11.1*	*AOI 11.1*
Sample Location		*BH9-11*	*BH8-11*	*BH10-11*	*BH12-11*	*BH8-11*	*BH9-11*
Sample Identification		*S-017324-120111-TP-171*	*S-017324-120111-TP-174*	*S-017324-120111-TP-168*	*S-017324-120111-TP-162*	*S-017324-120111-TP-175*	*S-017324-120111-TP-172*
Sample Date		*12/1/2011*	*12/1/2011*	*12/1/2011*	*12/1/2011*	*12/1/2011*	*12/1/2011*
Sample Depth		*(0-2) ft BGS*	*(2-4) ft BGS*	*(2-4) ft BGS*	*(2-4) ft BGS*	*(6-8) ft BGS*	*(6-8) ft BGS*
Sample Type	*Units*						
Volatile Organic Compounds (VOCs)							
Acetone	mg/kg	-	-	-	-	-	-
Benzene	mg/kg	-	-	-	-	-	-
Benzyl alcohol	mg/kg	-	-	-	-	-	-
Bromodichloromethane	mg/kg	-	-	-	-	-	-
Bromoform	mg/kg	-	-	-	-	-	-
Bromomethane (Methyl bromide)	mg/kg	-	-	-	-	-	-
2-Butanone (Methyl ethyl ketone) (MEK)	mg/kg	-	-	-	-	-	-
Carbon disulfide	mg/kg	-	-	-	-	-	-
Carbon tetrachloride	mg/kg	-	-	-	-	-	-
4-Chloroaniline	mg/kg	-	-	-	-	-	-
Chlorobenzene	mg/kg	-	-	-	-	-	-
Chloroethane	mg/kg	-	-	-	-	-	-
2-Chloroethyl vinyl ether	mg/kg	-	-	-	-	-	-
Chloroform (Trichloromethane)	mg/kg	-	-	-	-	-	-
Chloromethane (Methyl chloride)	mg/kg	-	-	-	-	-	-
Cyclohexane	mg/kg	-	-	-	-	-	-
Dibenzofuran	mg/kg	-	-	-	-	-	-
1,2-Dibromo-3-chloropropane (DBCP)	mg/kg	-	-	-	-	-	-
Dibromochloromethane	mg/kg	-	-	-	-	-	-
1,2-Dibromoethane (Ethylene dibromide)	mg/kg	-	-	-	-	-	-
1,2-Dichlorobenzene	mg/kg	-	-	-	-	-	-
1,3-Dichlorobenzene	mg/kg	-	-	-	-	-	-
1,4-Dichlorobenzene	mg/kg	-	-	-	-	-	-
Dichlorodifluoromethane (CFC-12)	mg/kg	-	-	-	-	-	-
Dichloroethane	mg/kg	-	-	-	-	-	-
1,1-Dichloroethane	mg/kg	-	-	-	-	-	-
1,2-Dichloroethane	mg/kg	-	-	-	-	-	-
Dichloroethene	mg/kg	-	-	-	-	-	-
1,2-Dichloroethene (total)	mg/kg	-	-	-	-	-	-
1,1-Dichloroethene	mg/kg	-	-	-	-	-	-
cis-1,2-Dichloroethene	mg/kg	-	-	-	-	-	-
trans-1,2-Dichloroethene	mg/kg	-	-	-	-	-	-
1,2-Dichloropropane	mg/kg	-	-	-	-	-	-
cis-1,3-Dichloropropene	mg/kg	-	-	-	-	-	-
trans-1,3-Dichloropropene	mg/kg	-	-	-	-	-	-
Ethylbenzene	mg/kg	-	-	-	-	-	-
2-Hexanone	mg/kg	-	-	-	-	-	-
Isopropyl benzene	mg/kg	-	-	-	-	-	-
Methyl acetate	mg/kg	-	-	-	-	-	-
Methyl cyclohexane	mg/kg	-	-	-	-	-	-
Methyl tert butyl ether (MTBE)	mg/kg	-	-	-	-	-	-
4-Methyl-2-pentanone (MIBK)	mg/kg	-	-	-	-	-	-
Methylene chloride	mg/kg	-	-	-	-	-	-
Styrene	mg/kg	-	-	-	-	-	-
1,1,2,2-Tetrachloroethane	mg/kg	-	-	-	-	-	-
Tetrachloroethene	mg/kg	-	-	-	-	-	-

APPENDIX G.1

SOIL QUALITY DATA
RFI REPORT
FORMER MANUAL TRANSMISSIONS OF MUNCIE FACILITY
MUNCIE, INDIANA

AOI		*AOI 11.1*	*AOI 11.1*	*AOI 11.1*	*AOI 11.1*	*AOI 11.1*	*AOI 11.1*
Sample Location		*BH9-11*	*BH8-11*	*BH10-11*	*BH12-11*	*BH8-11*	*BH9-11*
Sample Identification		*S-017324-120111-TP-171*	*S-017324-120111-TP-174*	*S-017324-120111-TP-168*	*S-017324-120111-TP-162*	*S-017324-120111-TP-175*	*S-017324-120111-TP-172*
Sample Date		*12/1/2011*	*12/1/2011*	*12/1/2011*	*12/1/2011*	*12/1/2011*	*12/1/2011*
Sample Depth		*(0-2) ft BGS*	*(2-4) ft BGS*	*(2-4) ft BGS*	*(2-4) ft BGS*	*(6-8) ft BGS*	*(6-8) ft BGS*
Sample Type	*Units*						
VOCs (Continued)							
Toluene	mg/kg	-	-	-	-	-	-
1,2,4-Trichlorobenzene	mg/kg	-	-	-	-	-	-
Trichloroethane	mg/kg	-	-	-	-	-	-
1,1,1-Trichloroethane	mg/kg	-	-	-	-	-	-
1,1,2-Trichloroethane	mg/kg	-	-	-	-	-	-
Trichloroethene	mg/kg	-	-	-	-	-	-
Trichlorofluoromethane (CFC-11)	mg/kg	-	-	-	-	-	-
Trifluorotrichloroethane (Freon 113)	mg/kg	-	-	-	-	-	-
Vinyl acetate	mg/kg	-	-	-	-	-	-
Vinyl chloride	mg/kg	-	-	-	-	-	-
Xylenes (total)	mg/kg	-	-	-	-	-	-
Semi-Volatile Organic Compounds (SVOCs)							
Acenaphthene	mg/kg	0.0075 U	0.0076 U	0.0077 U	0.0072 U	0.0074 U	0.0076 U
Acenaphthylene	mg/kg	0.0075 U	0.0076 U	0.0077 U	0.0072 U	0.0074 U	0.0076 U
Acetophenone	mg/kg	0.11 U	0.11 U	0.11 U	0.11 U	0.11 U	0.11 U
Anthracene	mg/kg	0.0075 U	0.0076 U	0.0077 U	0.0072 U	0.0074 U	0.009
Atrazine	mg/kg	0.22 U	0.23 U	0.23 U	0.22 U	0.22 U	0.23 U
Benzaldehyde	mg/kg	0.11 U	0.11 U	0.11 U	0.11 U	0.11 U	0.11 U
Benzo(a)anthracene	mg/kg	0.012	0.0076 U	0.0077 U	0.0072 U	0.0074 U	0.0076 U
Benzo(a)pyrene	mg/kg	0.01	0.0076 U	0.0077 U	0.0072 U	0.0074 U	0.0076 U
Benzo(b)fluoranthene	mg/kg	0.021	0.0076 U	0.0077 U	0.0072 U	0.0074 U	0.0076 U
Benzo(g,h,i)perylene	mg/kg	0.014	0.0076 U	0.0077 U	0.0072 U	0.0074 U	0.0064 J
Benzo(k)fluoranthene	mg/kg	0.0075 U	0.0076 U	0.0077 U	0.0072 U	0.0074 U	0.0076 U
Benzoic acid	mg/kg	-	-	-	-	-	-
Biphenyl (1,1-Biphenyl)	mg/kg	0.056 U	0.057 U	0.057 U	0.054 U	0.056 U	0.057 U
4-Bromophenyl phenyl ether	mg/kg	0.056 U	0.057 U	0.057 U	0.054 U	0.056 U	0.057 U
Butyl benzylphthalate (BBP)	mg/kg	0.056 U	0.057 U	0.057 U	0.054 U	0.056 U	0.033 J
Caprolactam	mg/kg	0.37 U	0.37 U	0.38 U	0.36 U	0.37 U	0.37 U
Carbazole	mg/kg	0.056 U	0.057 U	0.057 U	0.054 U	0.056 U	0.057 U
4-Chloro-3-methylphenol	mg/kg	0.17 U	0.17 U	0.17 U	0.16 U	0.17 U	0.17 U
4-Chloroaniline	mg/kg	0.17 U	0.17 U	0.17 U	0.16 U	0.17 U	0.17 U
bis(2-Chloroethoxy)methane	mg/kg	0.11 U	0.11 U	0.11 U	0.11 U	0.11 U	0.11 U
bis(2-Chloroethyl)ether	mg/kg	0.11 U	0.11 U	0.11 U	0.11 U	0.11 U	0.11 U
2-Chloronaphthalene	mg/kg	0.056 U	0.057 U	0.057 U	0.054 U	0.056 U	0.057 U
2-Chlorophenol	mg/kg	0.056 U	0.057 U	0.057 U	0.054 U	0.056 U	0.057 U
4-Chlorophenyl phenyl ether	mg/kg	0.056 U	0.057 U	0.057 U	0.054 U	0.056 U	0.057 U
Chrysene	mg/kg	0.016	0.0076 U	0.0077 U	0.0072 U	0.0074 U	0.011
Dibenz(a,h)anthracene	mg/kg	0.0075 U	0.0076 U	0.0077 U	0.0072 U	0.0074 U	0.0076 U
Dibenzofuran	mg/kg	0.056 U	0.057 U	0.057 U	0.054 U	0.056 U	0.057 U
1,2-Dichlorobenzene	mg/kg	-	-	-	-	-	-
1,3-Dichlorobenzene	mg/kg	-	-	-	-	-	-
1,4-Dichlorobenzene	mg/kg	-	-	-	-	-	-
3,3'-Dichlorobenzidine	mg/kg	0.11 U	0.11 U	0.11 U	0.11 U	0.11 UJ	0.11 U
2,4-Dichlorophenol	mg/kg	0.17 U	0.17 U	0.17 U	0.16 U	0.17 U	0.17 U
Diethyl phthalate	mg/kg	0.056 U	0.057 U	0.057 U	0.054 U	0.056 U	0.057 U

APPENDIX G.1

SOIL QUALITY DATA
RFI REPORT
FORMER MANUAL TRANSMISSIONS OF MUNCIE FACILITY
MUNCIE, INDIANA

AOI		*AOI 11.1*	*AOI 11.1*	*AOI 11.1*	*AOI 11.1*	*AOI 11.1*	*AOI 11.1*
Sample Location		*BH9-11*	*BH8-11*	*BH10-11*	*BH12-11*	*BH8-11*	*BH9-11*
Sample Identification		*S-017324-120111-TP-171*	*S-017324-120111-TP-174*	*S-017324-120111-TP-168*	*S-017324-120111-TP-162*	*S-017324-120111-TP-175*	*S-017324-120111-TP-172*
Sample Date		*12/1/2011*	*12/1/2011*	*12/1/2011*	*12/1/2011*	*12/1/2011*	*12/1/2011*
Sample Depth		*(0-2) ft BGS*	*(2-4) ft BGS*	*(2-4) ft BGS*	*(2-4) ft BGS*	*(6-8) ft BGS*	*(6-8) ft BGS*
Sample Type	*Units*						
SVOCs (Continued)							
Dimethyl phthalate	mg/kg	0.056 U	0.057 U	0.057 U	0.054 U	0.056 U	0.057 U
2,4-Dimethylphenol	mg/kg	0.17 U	0.17 U	0.17 U	0.16 U	0.17 U	0.17 U
Di-n-butylphthalate (DBP)	mg/kg	0.056 U	0.057 U	0.057 U	0.054 U	0.056 U	0.057 U
4,6-Dinitro-2-methylphenol	mg/kg	0.17 U	0.17 U	0.17 U	0.16 U	0.17 U	0.17 U
2,4-Dinitrophenol	mg/kg	0.37 U	0.37 U	0.38 U	0.36 U	0.37 U	0.37 U
2,4-Dinitrotoluene	mg/kg	0.22 U	0.23 U	0.23 U	0.22 U	0.22 U	0.23 U
2,6-Dinitrotoluene	mg/kg	0.22 U	0.23 U	0.23 U	0.22 U	0.22 U	0.23 U
Di-n-octyl phthalate (DnOP)	mg/kg	0.056 U	0.057 U	0.057 U	0.054 U	0.056 U	0.057 U
bis(2-Ethylhexyl)phthalate (DEHP)	mg/kg	0.056 U	0.058	0.027 J	0.054 U	0.056 U	0.057 U
Fluoranthene	mg/kg	0.028	0.0076 U	0.0077 U	0.0072 U	0.0074 U	0.011
Fluorene	mg/kg	0.0075 U	0.0076 U	0.0077 U	0.0072 U	0.0074 U	0.0076 U
Hexachlorobenzene	mg/kg	0.0075 U	0.0076 U	0.0077 U	0.0072 U	0.0074 U	0.0076 U
Hexachlorobutadiene	mg/kg	0.056 U	0.057 U	0.057 U	0.054 U	0.056 U	0.057 U
Hexachlorocyclopentadiene	mg/kg	0.37 U	0.37 U	0.38 U	0.36 U	0.37 U	0.37 U
Hexachloroethane	mg/kg	0.056 U	0.057 U	0.057 U	0.054 U	0.056 U	0.057 U
Indeno(1,2,3-cd)pyrene	mg/kg	0.011	0.0076 U	0.0077 U	0.0072 U	0.0074 U	0.0076 U
Isophorone	mg/kg	0.056 U	0.057 U	0.057 U	0.054 U	0.056 U	0.057 U
2-Methylnaphthalene	mg/kg	0.0075 U	0.0076 U	0.0077 U	0.0072 U	0.0074 U	0.0076 U
2-Methylphenol	mg/kg	0.22 U	0.23 U	0.23 U	0.22 U	0.22 U	0.23 U
3&4-Methylphenol	mg/kg	0.45 U	0.45 U	0.46 U	0.43 U	0.45 U	0.45 U
4-Methylphenol	mg/kg	-	-	-	-	-	-
Naphthalene	mg/kg	0.0075 U	0.0076 U	0.0077 U	0.0072 U	0.0074 U	0.0076 U
2-Nitroaniline	mg/kg	0.22 U	0.23 U	0.23 U	0.22 U	0.22 U	0.23 U
3-Nitroaniline	mg/kg	0.22 U	0.23 U	0.23 U	0.22 U	0.22 U	0.23 U
4-Nitroaniline	mg/kg	0.22 U	0.23 U	0.23 U	0.22 U	0.22 U	0.23 U
Nitrobenzene	mg/kg	0.11 U	0.11 U	0.11 U	0.11 U	0.11 U	0.11 U
2-Nitrophenol	mg/kg	0.056 U	0.057 U	0.057 U	0.054 U	0.056 U	0.057 U
4-Nitrophenol	mg/kg	0.37 U	0.37 U	0.38 U	0.36 U	0.37 U	0.37 U
N-Nitrosodi-n-propylamine	mg/kg	0.056 U	0.057 U	0.057 U	0.054 U	0.056 U	0.057 U
N-Nitrosodiphenylamine	mg/kg	0.056 U	0.057 U	0.057 U	0.054 U	0.056 U	0.057 U
N-Nitrosodimethylamine	mg/kg	-	-	-	-	-	-
2,2'-Oxybis(1-chloropropane)	mg/kg	0.11 U	0.11 U	0.11 U	0.11 U	0.11 U	0.11 U
Pentachlorophenol	mg/kg	0.17 U	0.17 U	0.17 U	0.16 U	0.17 U	0.17 U
Phenanthrene	mg/kg	0.028	0.0076 U	0.0077 U	0.0072 U	0.0074 U	0.012
Phenol	mg/kg	0.056 U	0.057 U	0.057 U	0.054 U	0.056 U	0.057 U
Pyrene	mg/kg	0.021	0.0076 U	0.0077 U	0.0072 U	0.0074 U	0.0082
1,2,4-Trichlorobenzene	mg/kg	-	-	-	-	-	-
2,4,5-Trichlorophenol	mg/kg	0.17 U	0.17 U	0.17 U	0.16 U	0.17 U	0.17 U
2,4,6-Trichlorophenol	mg/kg	0.17 U	0.17 U	0.17 U	0.16 U	0.17 U	0.17 U

APPENDIX G.1

SOIL QUALITY DATA
RFI REPORT
FORMER MANUAL TRANSMISSIONS OF MUNCIE FACILITY
MUNCIE, INDIANA

AOI		*AOI 11.1*	*AOI 11.1*	*AOI 11.1*	*AOI 11.1*	*AOI 11.1*	*AOI 11.1*
Sample Location		*BH9-11*	*BH8-11*	*BH10-11*	*BH12-11*	*BH8-11*	*BH9-11*
Sample Identification		*S-017324-120111-TP-171*	*S-017324-120111-TP-174*	*S-017324-120111-TP-168*	*S-017324-120111-TP-162*	*S-017324-120111-TP-175*	*S-017324-120111-TP-172*
Sample Date		*12/1/2011*	*12/1/2011*	*12/1/2011*	*12/1/2011*	*12/1/2011*	*12/1/2011*
Sample Depth		*(0-2) ft BGS*	*(2-4) ft BGS*	*(2-4) ft BGS*	*(2-4) ft BGS*	*(6-8) ft BGS*	*(6-8) ft BGS*
Sample Type	*Units*						
Polychlorinated Biphenyls (PCBs)							
Aroclor-1016 (PCB-1016)	mg/kg	-	-	-	-	-	-
Aroclor-1221 (PCB-1221)	mg/kg	-	-	-	-	-	-
Aroclor-1232 (PCB-1232)	mg/kg	-	-	-	-	-	-
Aroclor-1242 (PCB-1242)	mg/kg	-	-	-	-	-	-
Aroclor-1248 (PCB-1248)	mg/kg	-	-	-	-	-	-
Aroclor-1254 (PCB-1254)	mg/kg	-	-	-	-	-	-
Aroclor-1260 (PCB-1260)	mg/kg	-	-	-	-	-	-
Total PCBs	mg/kg	-	-	-	-	-	-
Total Petroleum Hydrocarbons (TPH)							
Total Petroleum Hydrocarbons - Diesel	mg/kg	-	-	-	-	-	-
Total Petroleum Hydrocarbons - Gas	mg/kg	-	-	-	-	-	-
Total Petroleum Hydrocarbons - Oil	mg/kg	-	-	-	-	-	-
Total Petroleum Hydrocarbons	mg/kg	-	-	-	-	-	-
Total Petroleum Hydrocarbons - Purgeable (GRO)	mg/kg	-	-	-	-	-	-
Total Petroleum Hydrocarbons (C10-C20)	mg/kg	19 U	19 U	19 U	18 U	19 U	83
Total Petroleum Hydrocarbons (C20-C34)	mg/kg	37 U	23 U	47	18 U	19 U	19 U
Total Petroleum Hydrocarbons (C6-C10) GRO	mg/kg	0.042 U	0.043 U	0.045 U	0.022 J	0.044 U	0.044 U
Metals							
Aluminum	mg/kg	-	-	-	-	-	-
Antimony	mg/kg	-	-	-	-	-	-
Arsenic	mg/kg	-	-	-	-	-	-
Barium	mg/kg	-	-	-	-	-	-
Beryllium	mg/kg	-	-	-	-	-	-
Cadmium	mg/kg	-	-	-	-	-	-
Calcium	mg/kg	-	-	-	-	-	-
Chromium	mg/kg	-	-	-	-	-	-
Chromium VI (hexavalent)	mg/kg	-	-	-	-	-	-
Cobalt	mg/kg	-	-	-	-	-	-
Copper	mg/kg	-	-	-	-	-	-
Iron	mg/kg	-	-	-	-	-	-
Lead	mg/kg	-	-	-	-	-	-
Magnesium	mg/kg	-	-	-	-	-	-
Manganese	mg/kg	-	-	-	-	-	-
Mercury	mg/kg	-	-	-	-	-	-
Nickel	mg/kg	-	-	-	-	-	-
Potassium	mg/kg	-	-	-	-	-	-
Selenium	mg/kg	-	-	-	-	-	-
Silver	mg/kg	-	-	-	-	-	-
Sodium	mg/kg	-	-	-	-	-	-
Thallium	mg/kg	-	-	-	-	-	-
Vanadium	mg/kg	-	-	-	-	-	-
Zinc	mg/kg	-	-	-	-	-	-

APPENDIX G.1

SOIL QUALITY DATA
RFI REPORT
FORMER MANUAL TRANSMISSIONS OF MUNCIE FACILITY
MUNCIE, INDIANA

AOI		***AOI 11.1***	***AOI 11.1***	***AOI 11.1***	***AOI 11.1***	***AOI 11.1***	***AOI 11.1***
Sample Location		***BH9-11***	***BH8-11***	***BH10-11***	***BH12-11***	***BH8-11***	***BH9-11***
Sample Identification		***S-017324-120111-TP-171***	***S-017324-120111-TP-174***	***S-017324-120111-TP-168***	***S-017324-120111-TP-162***	***S-017324-120111-TP-175***	***S-017324-120111-TP-172***
Sample Date		***12/1/2011***	***12/1/2011***	***12/1/2011***	***12/1/2011***	***12/1/2011***	***12/1/2011***
Sample Depth		***(0-2) ft BGS***	***(2-4) ft BGS***	***(2-4) ft BGS***	***(2-4) ft BGS***	***(6-8) ft BGS***	***(6-8) ft BGS***
Sample Type	***Units***						
General Chemistry							
Carbonate (as CaCO3)	mg/kg	-	-	-	-	-	-
Chloride	mg/kg	-	-	-	-	-	-
Chloride	s.u.	-	-	-	-	-	-
Cyanide (total)	mg/kg	-	-	-	-	-	-
N-Hexane extractable material	mg/kg	-	-	-	-	-	-
Percent moisture	%	-	-	-	-	-	-
pH	s.u.	-	-	-	-	-	-
Saturated aliphatic hydrocarbons	mg/kg	-	-	-	-	-	-
Sulfate	mg/kg	-	-	-	-	-	-
Total solids	%	-	-	-	-	-	-

Notes
mg/kg - Milligrams per kilogram
"-" - No value
U - Not detected at the associated reporting limit
J - Estimated concentration
UJ - Not detected; associated reporting limit is estimated
R - Rejected
s.u. - Standard units
nc - No criteria
ND - Non Detect (calculation)
BOLD[abc] Concentration exceeds associated screening level
IDEM Appendix A: Screening Levels Remedation Closure Guide - March 25, 2014
a - Exceeds IDEM residential migration to ground water screening levels
b - Exceeds IDEM commercial/industrial direct contact screening levels
c - Exceeds IDEM excavation direct contact screening levels

APPENDIX G.1

SOIL QUALITY DATA
RFI REPORT
FORMER MANUAL TRANSMISSIONS OF MUNCIE FACILITY
MUNCIE, INDIANA

AOI		*AOI 11.1*	*AOI 11.1*	*AOI 11.1*	*AOI 11.1*	*AOI 11.1*	*AOI 11.1*
Sample Location		*BH10-11*	*BH12-11*	*BH11-11*	*BH11-11*	*BH11-11*	*BH33-13*
Sample Identification		*S-017324-120111-TP-169*	*S-017324-120111-TP-163*	*S-017324-120111-TP-165*	*S-017324-120111-TP-166*	*S-017324-120111-TP-167*	*S-021813-SM-133*
Sample Date		*12/1/2011*	*12/1/2011*	*12/1/2011*	*12/1/2011*	*12/1/2011*	*2/18/2013*
Sample Depth		*(6-8) ft BGS*	*(8-10) ft BGS*	*(14-16) ft BGS*	*(16-18) ft BGS*	*(16-18) ft BGS*	*(0-2.5) ft BGS*
Sample Type	*Units*					*Duplicate*	
Volatile Organic Compounds (VOCs)							
Acetone	mg/kg	-	-	-	-	-	-
Benzene	mg/kg	-	-	-	-	-	-
Benzyl alcohol	mg/kg	-	-	-	-	-	-
Bromodichloromethane	mg/kg	-	-	-	-	-	-
Bromoform	mg/kg	-	-	-	-	-	-
Bromomethane (Methyl bromide)	mg/kg	-	-	-	-	-	-
2-Butanone (Methyl ethyl ketone) (MEK)	mg/kg	-	-	-	-	-	-
Carbon disulfide	mg/kg	-	-	-	-	-	-
Carbon tetrachloride	mg/kg	-	-	-	-	-	-
4-Chloroaniline	mg/kg	-	-	-	-	-	-
Chlorobenzene	mg/kg	-	-	-	-	-	-
Chloroethane	mg/kg	-	-	-	-	-	-
2-Chloroethyl vinyl ether	mg/kg	-	-	-	-	-	-
Chloroform (Trichloromethane)	mg/kg	-	-	-	-	-	-
Chloromethane (Methyl chloride)	mg/kg	-	-	-	-	-	-
Cyclohexane	mg/kg	-	-	-	-	-	-
Dibenzofuran	mg/kg	-	-	-	-	-	-
1,2-Dibromo-3-chloropropane (DBCP)	mg/kg	-	-	-	-	-	-
Dibromochloromethane	mg/kg	-	-	-	-	-	-
1,2-Dibromoethane (Ethylene dibromide)	mg/kg	-	-	-	-	-	-
1,2-Dichlorobenzene	mg/kg	-	-	-	-	-	-
1,3-Dichlorobenzene	mg/kg	-	-	-	-	-	-
1,4-Dichlorobenzene	mg/kg	-	-	-	-	-	-
Dichlorodifluoromethane (CFC-12)	mg/kg	-	-	-	-	-	-
Dichloroethane	mg/kg	-	-	-	-	-	-
1,1-Dichloroethane	mg/kg	-	-	-	-	-	-
1,2-Dichloroethane	mg/kg	-	-	-	-	-	-
Dichloroethene	mg/kg	-	-	-	-	-	-
1,2-Dichloroethene (total)	mg/kg	-	-	-	-	-	-
1,1-Dichloroethene	mg/kg	-	-	-	-	-	-
cis-1,2-Dichloroethene	mg/kg	-	-	-	-	-	-
trans-1,2-Dichloroethene	mg/kg	-	-	-	-	-	-
1,2-Dichloropropane	mg/kg	-	-	-	-	-	-
cis-1,3-Dichloropropene	mg/kg	-	-	-	-	-	-
trans-1,3-Dichloropropene	mg/kg	-	-	-	-	-	-
Ethylbenzene	mg/kg	-	-	-	-	-	-
2-Hexanone	mg/kg	-	-	-	-	-	-
Isopropyl benzene	mg/kg	-	-	-	-	-	-
Methyl acetate	mg/kg	-	-	-	-	-	-
Methyl cyclohexane	mg/kg	-	-	-	-	-	-
Methyl tert butyl ether (MTBE)	mg/kg	-	-	-	-	-	-
4-Methyl-2-pentanone (MIBK)	mg/kg	-	-	-	-	-	-
Methylene chloride	mg/kg	-	-	-	-	-	-
Styrene	mg/kg	-	-	-	-	-	-
1,1,2,2-Tetrachloroethane	mg/kg	-	-	-	-	-	-
Tetrachloroethene	mg/kg	-	-	-	-	-	-

APPENDIX G.1

SOIL QUALITY DATA
RFI REPORT
FORMER MANUAL TRANSMISSIONS OF MUNCIE FACILITY
MUNCIE, INDIANA

AOI		*AOI 11.1*	*AOI 11.1*	*AOI 11.1*	*AOI 11.1*	*AOI 11.1*	*AOI 11.1*
Sample Location		*BH10-11*	*BH12-11*	*BH11-11*	*BH11-11*	*BH11-11*	*BH33-13*
Sample Identification		*S-017324-120111-TP-169*	*S-017324-120111-TP-163*	*S-017324-120111-TP-165*	*S-017324-120111-TP-166*	*S-017324-120111-TP-167*	*S-021813-SM-133*
Sample Date		*12/1/2011*	*12/1/2011*	*12/1/2011*	*12/1/2011*	*12/1/2011*	*2/18/2013*
Sample Depth		*(6-8) ft BGS*	*(8-10) ft BGS*	*(14-16) ft BGS*	*(16-18) ft BGS*	*(16-18) ft BGS*	*(0-2.5) ft BGS*
Sample Type	*Units*					*Duplicate*	
VOCs (Continued)							
Toluene	mg/kg	-	-	-	-	-	-
1,2,4-Trichlorobenzene	mg/kg	-	-	-	-	-	-
Trichloroethane	mg/kg	-	-	-	-	-	-
1,1,1-Trichloroethane	mg/kg	-	-	-	-	-	-
1,1,2-Trichloroethane	mg/kg	-	-	-	-	-	-
Trichloroethene	mg/kg	-	-	-	-	-	-
Trichlorofluoromethane (CFC-11)	mg/kg	-	-	-	-	-	-
Trifluorotrichloroethane (Freon 113)	mg/kg	-	-	-	-	-	-
Vinyl acetate	mg/kg	-	-	-	-	-	-
Vinyl chloride	mg/kg	-	-	-	-	-	-
Xylenes (total)	mg/kg	-	-	-	-	-	-
Semi-Volatile Organic Compounds (SVOCs)							
Acenaphthene	mg/kg	0.064	0.071 U	0.11 J	0.12 J	0.43 J	0.0078 U
Acenaphthylene	mg/kg	0.037 U	0.071 U	0.079 UJ	0.035 U	0.36 U	0.0078 U
Acetophenone	mg/kg	0.55 U	1.1 U	1.2 UJ	0.53 U	5.4 U	0.12 U
Anthracene	mg/kg	0.1	0.071 U	0.079 UJ	0.035 UJ	0.41 J	0.0078 U
Atrazine	mg/kg	1.1 U	2.1 U	2.4 UJ	1.1 U	11 U	0.23 U
Benzaldehyde	mg/kg	0.55 U	1.1 U	1.2 UJ	0.53 U	5.4 U	0.12 U
Benzo(a)anthracene	mg/kg	0.29	0.071 U	0.079 UJ	0.035 U	0.36 U	0.0078 U
Benzo(a)pyrene	mg/kg	0.15	0.042 J	0.056 J	0.035 U	0.36 U	0.0078 U
Benzo(b)fluoranthene	mg/kg	0.22	0.067 J	0.079 UJ	0.035 U	0.36 U	0.0078 U
Benzo(g,h,i)perylene	mg/kg	0.083	0.071 U	0.079 UJ	0.035 U	0.36 U	0.0078 U
Benzo(k)fluoranthene	mg/kg	0.11	0.071 U	0.079 UJ	0.035 U	0.36 U	0.0078 U
Benzoic acid	mg/kg	-	-	-	-	-	-
Biphenyl (1,1-Biphenyl)	mg/kg	0.27 U	0.53 U	**0.62 J**[a]	0.27 U	2.7 U	0.058 U
4-Bromophenyl phenyl ether	mg/kg	0.27 U	0.53 U	0.59 UJ	0.27 U	2.7 U	0.058 U
Butyl benzylphthalate (BBP)	mg/kg	0.27 U	0.53 U	0.59 UJ	0.27 U	2.7 U	0.058 U
Caprolactam	mg/kg	1.8 U	3.5 U	3.9 UJ	1.8 U	18 U	0.38 U
Carbazole	mg/kg	0.27 U	0.53 U	0.59 UJ	0.27 U	2.7 U	0.058 U
4-Chloro-3-methylphenol	mg/kg	0.82 U	1.6 U	1.8 UJ	0.8 U	8.1 U	0.17 U
4-Chloroaniline	mg/kg	0.82 U	1.6 U	1.8 UJ	0.8 U	8.1 U	0.17 U
bis(2-Chloroethoxy)methane	mg/kg	0.55 U	1.1 U	1.2 UJ	0.53 U	5.4 U	0.12 U
bis(2-Chloroethyl)ether	mg/kg	0.55 U	1.1 U	1.2 UJ	0.53 U	5.4 U	0.12 U
2-Chloronaphthalene	mg/kg	0.27 U	0.53 U	0.59 UJ	0.27 U	2.7 U	0.058 U
2-Chlorophenol	mg/kg	0.27 U	0.53 U	0.59 UJ	0.27 U	2.7 U	0.058 U
4-Chlorophenyl phenyl ether	mg/kg	0.27 U	0.53 U	0.59 UJ	0.27 U	2.7 U	0.058 U
Chrysene	mg/kg	0.3	0.071 U	0.079 UJ	0.035 U	0.36 U	0.0078 U
Dibenz(a,h)anthracene	mg/kg	0.037 U	0.071 U	0.079 UJ	0.035 U	0.36 U	0.0078 U
Dibenzofuran	mg/kg	0.048 J	0.53 U	0.081 J	0.27 U	2.7 U	0.058 U
1,2-Dichlorobenzene	mg/kg	-	-	-	-	-	-
1,3-Dichlorobenzene	mg/kg	-	-	-	-	-	-
1,4-Dichlorobenzene	mg/kg	-	-	-	-	-	-
3,3'-Dichlorobenzidine	mg/kg	0.55 U	1.1 U	1.2 UJ	0.53 U	5.4 U	0.12 U
2,4-Dichlorophenol	mg/kg	0.82 U	1.6 U	1.8 UJ	0.8 U	8.1 U	0.17 U
Diethyl phthalate	mg/kg	0.27 U	0.53 U	0.59 UJ	0.27 U	2.7 U	0.058 U

APPENDIX G.1

SOIL QUALITY DATA
RFI REPORT
FORMER MANUAL TRANSMISSIONS OF MUNCIE FACILITY
MUNCIE, INDIANA

AOI		*AOI 11.1*	*AOI 11.1*	*AOI 11.1*	*AOI 11.1*	*AOI 11.1*	*AOI 11.1*
Sample Location		*BH10-11*	*BH12-11*	*BH11-11*	*BH11-11*	*BH11-11*	*BH33-13*
Sample Identification		*S-017324-120111-TP-169*	*S-017324-120111-TP-163*	*S-017324-120111-TP-165*	*S-017324-120111-TP-166*	*S-017324-120111-TP-167*	*S-021813-SM-133*
Sample Date		*12/1/2011*	*12/1/2011*	*12/1/2011*	*12/1/2011*	*12/1/2011*	*2/18/2013*
Sample Depth		*(6-8) ft BGS*	*(8-10) ft BGS*	*(14-16) ft BGS*	*(16-18) ft BGS*	*(16-18) ft BGS*	*(0-2.5) ft BGS*
Sample Type	*Units*					*Duplicate*	
SVOCs (Continued)							
Dimethyl phthalate	mg/kg	0.27 U	0.53 U	0.59 UJ	0.27 U	2.7 U	0.058 U
2,4-Dimethylphenol	mg/kg	0.82 U	1.6 U	1.8 UJ	0.8 U	8.1 U	0.17 U
Di-n-butylphthalate (DBP)	mg/kg	0.27 U	0.53 U	0.59 UJ	0.27 U	2.7 U	0.058 U
4,6-Dinitro-2-methylphenol	mg/kg	0.82 U	1.6 U	1.8 UJ	0.8 U	8.1 U	0.17 U
2,4-Dinitrophenol	mg/kg	1.8 U	3.5 U	3.9 UJ	1.8 U	18 U	0.38 U
2,4-Dinitrotoluene	mg/kg	1.1 U	2.1 U	2.4 UJ	1.1 U	11 U	0.23 U
2,6-Dinitrotoluene	mg/kg	1.1 U	2.1 U	2.4 UJ	1.1 U	11 U	0.23 U
Di-n-octyl phthalate (DnOP)	mg/kg	0.27 U	0.53 U	0.59 UJ	0.27 U	2.7 U	0.058 U
bis(2-Ethylhexyl)phthalate (DEHP)	mg/kg	0.27 U	0.53 U	0.59 UJ	0.12 J	2.7 U	0.058 U
Fluoranthene	mg/kg	1.1	0.075	0.13 J	0.035 U	0.36 U	0.0078 U
Fluorene	mg/kg	0.045	0.071 U	0.15 J	0.13	0.36 U	0.0078 U
Hexachlorobenzene	mg/kg	0.037 U	0.071 U	0.079 UJ	0.035 U	0.36 U	0.0078 U
Hexachlorobutadiene	mg/kg	0.27 U	0.53 U	0.59 UJ	0.27 U	2.7 U	0.058 U
Hexachlorocyclopentadiene	mg/kg	1.8 U	3.5 U	3.9 UJ	1.8 U	18 U	0.38 U
Hexachloroethane	mg/kg	0.27 U	0.53 U	0.59 UJ	0.27 U	2.7 U	0.058 U
Indeno(1,2,3-cd)pyrene	mg/kg	0.06	0.071 U	0.079 UJ	0.035 U	0.36 U	0.0078 U
Isophorone	mg/kg	0.27 U	0.53 U	0.59 UJ	0.27 U	2.7 U	0.058 U
2-Methylnaphthalene	mg/kg	0.1	0.071 U	0.26 J	0.63	1.2	0.0076 J
2-Methylphenol	mg/kg	1.1 U	2.1 U	2.4 UJ	1.1 U	11 U	0.23 U
3&4-Methylphenol	mg/kg	2.2 U	4.3 U	4.7 UJ	2.1 U	22 U	0.47 U
4-Methylphenol	mg/kg	-	-	-	-	-	-
Naphthalene	mg/kg	0.051	0.071 U	**0.24 J**[a]	0.035 U	0.36 U	0.0078 U
2-Nitroaniline	mg/kg	1.1 U	2.1 U	2.4 UJ	1.1 U	11 U	0.23 U
3-Nitroaniline	mg/kg	1.1 U	2.1 U	2.4 UJ	1.1 U	11 U	0.23 U
4-Nitroaniline	mg/kg	1.1 U	2.1 U	2.4 UJ	1.1 U	11 U	0.23 U
Nitrobenzene	mg/kg	0.55 U	1.1 U	1.2 UJ	0.53 U	5.4 U	0.12 U
2-Nitrophenol	mg/kg	0.27 U	0.53 U	0.59 UJ	0.27 U	2.7 U	0.058 U
4-Nitrophenol	mg/kg	1.8 U	3.5 U	3.9 UJ	1.8 U	18 U	0.38 U
N-Nitrosodi-n-propylamine	mg/kg	0.27 U	0.53 U	0.59 UJ	0.27 U	2.7 U	0.058 U
N-Nitrosodiphenylamine	mg/kg	0.27 U	0.53 U	0.59 UJ	0.27 U	2.7 U	0.058 U
N-Nitrosodimethylamine	mg/kg	-	-	-	-	-	-
2,2'-Oxybis(1-chloropropane)	mg/kg	0.55 U	1.1 U	1.2 UJ	0.53 U	5.4 U	0.12 U
Pentachlorophenol	mg/kg	0.82 U	1.6 U	1.8 UJ	0.8 U	8.1 U	0.17 U
Phenanthrene	mg/kg	0.65	0.071 U	0.4 J	0.43 J	1.4 J	0.011
Phenol	mg/kg	0.27 U	0.53 U	0.59 UJ	0.27 U	2.7 U	0.058 U
Pyrene	mg/kg	0.82	0.087	0.25 J	0.095 J	0.46 J	0.0078 U
1,2,4-Trichlorobenzene	mg/kg	-	-	-	-	-	-
2,4,5-Trichlorophenol	mg/kg	0.82 U	1.6 U	1.8 UJ	0.8 U	8.1 U	0.17 U
2,4,6-Trichlorophenol	mg/kg	0.82 U	1.6 U	1.8 UJ	0.8 U	8.1 U	0.17 U

APPENDIX G.1

SOIL QUALITY DATA
RFI REPORT
FORMER MANUAL TRANSMISSIONS OF MUNCIE FACILITY
MUNCIE, INDIANA

AOI		*AOI 11.1*	*AOI 11.1*	*AOI 11.1*	*AOI 11.1*	*AOI 11.1*	*AOI 11.1*
Sample Location		*BH10-11*	*BH12-11*	*BH11-11*	*BH11-11*	*BH11-11*	*BH33-13*
Sample Identification		*S-017324-120111-TP-169*	*S-017324-120111-TP-163*	*S-017324-120111-TP-165*	*S-017324-120111-TP-166*	*S-017324-120111-TP-167*	*S-021813-SM-133*
Sample Date		*12/1/2011*	*12/1/2011*	*12/1/2011*	*12/1/2011*	*12/1/2011*	*2/18/2013*
Sample Depth		*(6-8) ft BGS*	*(8-10) ft BGS*	*(14-16) ft BGS*	*(16-18) ft BGS*	*(16-18) ft BGS*	*(0-2.5) ft BGS*
Sample Type	*Units*					*Duplicate*	
Polychlorinated Biphenyls (PCBs)							
Aroclor-1016 (PCB-1016)	mg/kg	-	-	-	-	-	-
Aroclor-1221 (PCB-1221)	mg/kg	-	-	-	-	-	-
Aroclor-1232 (PCB-1232)	mg/kg	-	-	-	-	-	-
Aroclor-1242 (PCB-1242)	mg/kg	-	-	-	-	-	-
Aroclor-1248 (PCB-1248)	mg/kg	-	-	-	-	-	-
Aroclor-1254 (PCB-1254)	mg/kg	-	-	-	-	-	-
Aroclor-1260 (PCB-1260)	mg/kg	-	-	-	-	-	-
Total PCBs	mg/kg	-	-	-	-	-	-
Total Petroleum Hydrocarbons (TPH)							
Total Petroleum Hydrocarbons - Diesel	mg/kg	-	-	-	-	-	-
Total Petroleum Hydrocarbons - Gas	mg/kg	-	-	-	-	-	-
Total Petroleum Hydrocarbons - Oil	mg/kg	-	-	-	-	-	-
Total Petroleum Hydrocarbons	mg/kg	-	-	-	-	-	-
Total Petroleum Hydrocarbons - Purgeable (GRO)	mg/kg	-	-	-	-	-	-
Total Petroleum Hydrocarbons (C10-C20)	mg/kg	88	120	1600 J	290	860	-
Total Petroleum Hydrocarbons (C20-C34)	mg/kg	210	320	1700 J	210	600	-
Total Petroleum Hydrocarbons (C6-C10) GRO	mg/kg	0.026 J	0.033 J	0.069	6.6 J	0.087 J	-
Metals							
Aluminum	mg/kg	-	-	-	-	-	-
Antimony	mg/kg	-	-	-	-	-	-
Arsenic	mg/kg	-	-	-	-	-	-
Barium	mg/kg	-	-	-	-	-	-
Beryllium	mg/kg	-	-	-	-	-	-
Cadmium	mg/kg	-	-	-	-	-	-
Calcium	mg/kg	-	-	-	-	-	-
Chromium	mg/kg	-	-	-	-	-	-
Chromium VI (hexavalent)	mg/kg	-	-	-	-	-	-
Cobalt	mg/kg	-	-	-	-	-	-
Copper	mg/kg	-	-	-	-	-	-
Iron	mg/kg	-	-	-	-	-	-
Lead	mg/kg	-	-	-	-	-	-
Magnesium	mg/kg	-	-	-	-	-	-
Manganese	mg/kg	-	-	-	-	-	-
Mercury	mg/kg	-	-	-	-	-	-
Nickel	mg/kg	-	-	-	-	-	-
Potassium	mg/kg	-	-	-	-	-	-
Selenium	mg/kg	-	-	-	-	-	-
Silver	mg/kg	-	-	-	-	-	-
Sodium	mg/kg	-	-	-	-	-	-
Thallium	mg/kg	-	-	-	-	-	-
Vanadium	mg/kg	-	-	-	-	-	-
Zinc	mg/kg	-	-	-	-	-	-

APPENDIX G.1

SOIL QUALITY DATA
RFI REPORT
FORMER MANUAL TRANSMISSIONS OF MUNCIE FACILITY
MUNCIE, INDIANA

AOI		***AOI 11.1***	***AOI 11.1***	***AOI 11.1***	***AOI 11.1***	***AOI 11.1***	***AOI 11.1***
Sample Location		***BH10-11***	***BH12-11***	***BH11-11***	***BH11-11***	***BH11-11***	***BH33-13***
Sample Identification		***S-017324-120111-TP-169***	***S-017324-120111-TP-163***	***S-017324-120111-TP-165***	***S-017324-120111-TP-166***	***S-017324-120111-TP-167***	***S-021813-SM-133***
Sample Date		***12/1/2011***	***12/1/2011***	***12/1/2011***	***12/1/2011***	***12/1/2011***	***2/18/2013***
Sample Depth		***(6-8) ft BGS***	***(8-10) ft BGS***	***(14-16) ft BGS***	***(16-18) ft BGS***	***(16-18) ft BGS***	***(0-2.5) ft BGS***
Sample Type	***Units***					***Duplicate***	
General Chemistry							
Carbonate (as CaCO3)	mg/kg	-	-	-	-	-	-
Chloride	mg/kg	-	-	-	-	-	-
Chloride	s.u.	-	-	-	-	-	-
Cyanide (total)	mg/kg	-	-	-	-	-	-
N-Hexane extractable material	mg/kg	-	-	-	-	-	-
Percent moisture	%	-	-	-	-	-	-
pH	s.u.	-	-	-	-	-	-
Saturated aliphatic hydrocarbons	mg/kg	-	-	-	-	-	-
Sulfate	mg/kg	-	-	-	-	-	-
Total solids	%	-	-	-	-	-	-

Notes

mg/kg - Milligrams per kilogram
"-" - No value
U - Not detected at the associated reporting limit
J - Estimated concentration
UJ - Not detected; associated reporting limit is estimated
R - Rejected
s.u. - Standard units
nc - No criteria
ND - Non Detect (calculation)
BOLD[abc] Concentration exceeds associated screening level
IDEM Appendix A: Screening Levels Remedation Closure Guide - March 25, 2014
a - Exceeds IDEM residential migration to ground water screening levels
b - Exceeds IDEM commercial/industrial direct contact screening levels
c - Exceeds IDEM excavation direct contact screening levels

APPENDIX G.1

SOIL QUALITY DATA
RFI REPORT
FORMER MANUAL TRANSMISSIONS OF MUNCIE FACILITY
MUNCIE, INDIANA

AOI		*AOI 11.1*	*AOI 11.1*	*AOI 11.1*	*AOI 11.1*	*AOI 11.1*	*AOI 11.1*	*AOI 11.2*	*AOI 11.2*	*AOI 11.3*
Sample Location		*BH35-13*	*BH33-13*	*BH35-13*	*BH35-13*	*BH37-13*	*BH37-13*	*T-9 East*	*T-9 West*	*T-10/T-11 North*
Sample Identification		*S-021813-SM-129*	*S-021813-SM-134*	*S-021813-SM-130*	*S-021813-SM-131*	*S-021913-SM-136*	*S-021913-SM-137*	*T-9 East*	*T-9 West*	*T-10/T-11 North*
Sample Date		*2/18/2013*	*2/18/2013*	*2/18/2013*	*2/18/2013*	*2/19/2013*	*2/19/2013*	*12/9/1989*	*12/9/1989*	*12/9/1989*
Sample Depth		*(0-2.5) ft BGS*	*(12.5-15) ft BGS*	*(15-16) ft BGS*	*(15-16) ft BGS*	*(0-2.5) ft BGS*	*(15-16) ft BGS*	*-*	*-*	*-*
Sample Type	*Units*				*Duplicate*					
Volatile Organic Compounds (VOCs)										
Acetone	mg/kg	-	-	-	-	-	-	-	-	-
Benzene	mg/kg	-	-	-	-	-	-	0.01 U	0.01 U	0.01 U
Benzyl alcohol	mg/kg	-	-	-	-	-	-	-	-	-
Bromodichloromethane	mg/kg	-	-	-	-	-	-	-	-	-
Bromoform	mg/kg	-	-	-	-	-	-	-	-	-
Bromomethane (Methyl bromide)	mg/kg	-	-	-	-	-	-	-	-	-
2-Butanone (Methyl ethyl ketone) (MEK)	mg/kg	-	-	-	-	-	-	-	-	-
Carbon disulfide	mg/kg	-	-	-	-	-	-	-	-	-
Carbon tetrachloride	mg/kg	-	-	-	-	-	-	-	-	-
4-Chloroaniline	mg/kg	-	-	-	-	-	-	-	-	-
Chlorobenzene	mg/kg	-	-	-	-	-	-	-	-	-
Chloroethane	mg/kg	-	-	-	-	-	-	-	-	-
2-Chloroethyl vinyl ether	mg/kg	-	-	-	-	-	-	-	-	-
Chloroform (Trichloromethane)	mg/kg	-	-	-	-	-	-	-	-	-
Chloromethane (Methyl chloride)	mg/kg	-	-	-	-	-	-	-	-	-
Cyclohexane	mg/kg	-	-	-	-	-	-	-	-	-
Dibenzofuran	mg/kg	-	-	-	-	-	-	-	-	-
1,2-Dibromo-3-chloropropane (DBCP)	mg/kg	-	-	-	-	-	-	-	-	-
Dibromochloromethane	mg/kg	-	-	-	-	-	-	-	-	-
1,2-Dibromoethane (Ethylene dibromide)	mg/kg	-	-	-	-	-	-	-	-	-
1,2-Dichlorobenzene	mg/kg	-	-	-	-	-	-	-	-	-
1,3-Dichlorobenzene	mg/kg	-	-	-	-	-	-	-	-	-
1,4-Dichlorobenzene	mg/kg	-	-	-	-	-	-	-	-	-
Dichlorodifluoromethane (CFC-12)	mg/kg	-	-	-	-	-	-	-	-	-
Dichloroethane	mg/kg	-	-	-	-	-	-	-	-	-
1,1-Dichloroethane	mg/kg	-	-	-	-	-	-	-	-	-
1,2-Dichloroethane	mg/kg	-	-	-	-	-	-	-	-	-
Dichloroethene	mg/kg	-	-	-	-	-	-	-	-	-
1,2-Dichloroethene (total)	mg/kg	-	-	-	-	-	-	-	-	-
1,1-Dichloroethene	mg/kg	-	-	-	-	-	-	-	-	-
cis-1,2-Dichloroethene	mg/kg	-	-	-	-	-	-	-	-	-
trans-1,2-Dichloroethene	mg/kg	-	-	-	-	-	-	-	-	-
1,2-Dichloropropane	mg/kg	-	-	-	-	-	-	-	-	-
cis-1,3-Dichloropropene	mg/kg	-	-	-	-	-	-	-	-	-
trans-1,3-Dichloropropene	mg/kg	-	-	-	-	-	-	-	-	-
Ethylbenzene	mg/kg	-	-	-	-	-	-	0.01 U	0.01 U	0.01 U
2-Hexanone	mg/kg	-	-	-	-	-	-	-	-	-
Isopropyl benzene	mg/kg	-	-	-	-	-	-	-	-	-
Methyl acetate	mg/kg	-	-	-	-	-	-	-	-	-
Methyl cyclohexane	mg/kg	-	-	-	-	-	-	-	-	-
Methyl tert butyl ether (MTBE)	mg/kg	-	-	-	-	-	-	-	-	-
4-Methyl-2-pentanone (MIBK)	mg/kg	-	-	-	-	-	-	-	-	-
Methylene chloride	mg/kg	-	-	-	-	-	-	-	-	-
Styrene	mg/kg	-	-	-	-	-	-	-	-	-
1,1,2,2-Tetrachloroethane	mg/kg	-	-	-	-	-	-	-	-	-
Tetrachloroethene	mg/kg	-	-	-	-	-	-	-	-	-

APPENDIX G.1

SOIL QUALITY DATA
RFI REPORT
FORMER MANUAL TRANSMISSIONS OF MUNCIE FACILITY
MUNCIE, INDIANA

AOI		*AOI 11.1*	*AOI 11.1*	*AOI 11.1*	*AOI 11.1*	*AOI 11.1*	*AOI 11.1*	*AOI 11.2*	*AOI 11.2*	*AOI 11.3*
Sample Location		*BH35-13*	*BH33-13*	*BH35-13*	*BH35-13*	*BH37-13*	*BH37-13*	*T-9 East*	*T-9 West*	*T-10/T-11 North*
Sample Identification		*S-021813-SM-129*	*S-021813-SM-134*	*S-021813-SM-130*	*S-021813-SM-131*	*S-021913-SM-136*	*S-021913-SM-137*	*T-9 East*	*T-9 West*	*T-10/T-11 North*
Sample Date		*2/18/2013*	*2/18/2013*	*2/18/2013*	*2/18/2013*	*2/19/2013*	*2/19/2013*	*12/9/1989*	*12/9/1989*	*12/9/1989*
Sample Depth		*(0-2.5) ft BGS*	*(12.5-15) ft BGS*	*(15-16) ft BGS*	*(15-16) ft BGS*	*(0-2.5) ft BGS*	*(15-16) ft BGS*	*-*	*-*	*-*
Sample Type	*Units*				*Duplicate*					
VOCs (Continued)										
Toluene	mg/kg	-	-	-	-	-	-	0.01 U	0.01 U	0.01 U
1,2,4-Trichlorobenzene	mg/kg	-	-	-	-	-	-	-	-	-
Trichloroethane	mg/kg	-	-	-	-	-	-	-	-	-
1,1,1-Trichloroethane	mg/kg	-	-	-	-	-	-	-	-	-
1,1,2-Trichloroethane	mg/kg	-	-	-	-	-	-	-	-	-
Trichloroethene	mg/kg	-	-	-	-	-	-	-	-	-
Trichlorofluoromethane (CFC-11)	mg/kg	-	-	-	-	-	-	-	-	-
Trifluorotrichloroethane (Freon 113)	mg/kg	-	-	-	-	-	-	-	-	-
Vinyl acetate	mg/kg	-	-	-	-	-	-	-	-	-
Vinyl chloride	mg/kg	-	-	-	-	-	-	-	-	-
Xylenes (total)	mg/kg	-	-	-	-	-	-	0.01 U	0.01 U	0.01 U
Semi-Volatile Organic Compounds (SVOCs)										
Acenaphthene	mg/kg	0.0075 U	0.0073 U	0.0077 U	0.0077 U	0.052	0.0074 U	-	-	-
Acenaphthylene	mg/kg	0.0075 U	0.0073 U	0.0077 U	0.0077 U	0.019 U	0.0074 U	-	-	-
Acetophenone	mg/kg	0.11 U	0.11 U	0.12 U	0.12 U	0.28 U	0.11 U	-	-	-
Anthracene	mg/kg	0.0075 U	0.0073 U	0.0077 U	0.0077 U	0.1	0.0074 U	-	-	-
Atrazine	mg/kg	0.22 U	0.22 U	0.23 U	0.23 U	0.57 U	0.22 U	-	-	-
Benzaldehyde	mg/kg	0.11 U	0.11 U	0.12 U	0.12 U	0.28 U	0.11 U	-	-	-
Benzo(a)anthracene	mg/kg	0.0075 U	0.013	0.0077 U	0.0077 U	0.18	0.0074 U	-	-	-
Benzo(a)pyrene	mg/kg	0.0075 U	0.027	0.0077 U	0.0077 U	0.2	0.0074 U	-	-	-
Benzo(b)fluoranthene	mg/kg	0.0075 U	0.026	0.0077 U	0.0077 U	0.19	0.0074 U	-	-	-
Benzo(g,h,i)perylene	mg/kg	0.0075 U	0.011	0.0077 U	0.0077 U	0.13	0.0074 U	-	-	-
Benzo(k)fluoranthene	mg/kg	0.0075 U	0.0073 U	0.0077 U	0.0077 U	0.091	0.0074 U	-	-	-
Benzoic acid	mg/kg	-	-	-	-	-	-	-	-	-
Biphenyl (1,1-Biphenyl)	mg/kg	0.056 U	0.03 J	0.058 U	0.058 U	0.14 U	0.056 U	-	-	-
4-Bromophenyl phenyl ether	mg/kg	0.056 U	0.055 U	0.058 U	0.058 U	0.14 U	0.056 U	-	-	-
Butyl benzylphthalate (BBP)	mg/kg	0.056 U	0.055 U	0.058 U	0.058 U	0.14 U	0.056 U	-	-	-
Caprolactam	mg/kg	0.37 U	0.36 U	0.38 U	0.38 U	0.94 U	0.37 U	-	-	-
Carbazole	mg/kg	0.056 U	0.055 U	0.058 U	0.058 U	0.14 U	0.056 U	-	-	-
4-Chloro-3-methylphenol	mg/kg	0.17 U	0.16 U	0.17 U	0.17 U	0.43 U	0.17 U	-	-	-
4-Chloroaniline	mg/kg	0.17 U	0.16 U	0.17 U	0.17 U	0.43 U	0.17 U	-	-	-
bis(2-Chloroethoxy)methane	mg/kg	0.11 U	0.11 U	0.12 U	0.12 U	0.28 U	0.11 U	-	-	-
bis(2-Chloroethyl)ether	mg/kg	0.11 U	0.11 U	0.12 U	0.12 U	0.28 U	0.11 U	-	-	-
2-Chloronaphthalene	mg/kg	0.056 U	0.055 U	0.058 U	0.058 U	0.14 U	0.056 U	-	-	-
2-Chlorophenol	mg/kg	0.056 U	0.055 U	0.058 U	0.058 U	0.14 U	0.056 U	-	-	-
4-Chlorophenyl phenyl ether	mg/kg	0.056 U	0.055 U	0.058 U	0.058 U	0.14 U	0.056 U	-	-	-
Chrysene	mg/kg	0.0075 U	0.024	0.0077 U	0.0077 U	0.28	0.0074 U	-	-	-
Dibenz(a,h)anthracene	mg/kg	0.0075 U	0.0073 U	0.0077 U	0.0077 U	0.019 U	0.0074 U	-	-	-
Dibenzofuran	mg/kg	0.056 U	0.021 J	0.058 U	0.058 U	0.03 J	0.056 U	-	-	-
1,2-Dichlorobenzene	mg/kg	-	-	-	-	-	-	-	-	-
1,3-Dichlorobenzene	mg/kg	-	-	-	-	-	-	-	-	-
1,4-Dichlorobenzene	mg/kg	-	-	-	-	-	-	-	-	-
3,3'-Dichlorobenzidine	mg/kg	0.11 U	0.11 U	0.12 U	0.12 U	0.28 U	0.11 U	-	-	-
2,4-Dichlorophenol	mg/kg	0.17 U	0.16 U	0.17 U	0.17 U	0.43 U	0.17 U	-	-	-
Diethyl phthalate	mg/kg	0.056 U	0.055 U	0.058 U	0.058 U	0.14 U	0.056 U	-	-	-

APPENDIX G.1

SOIL QUALITY DATA
RFI REPORT
FORMER MANUAL TRANSMISSIONS OF MUNCIE FACILITY
MUNCIE, INDIANA

AOI		*AOI 11.1*	*AOI 11.1*	*AOI 11.1*	*AOI 11.1*	*AOI 11.1*	*AOI 11.1*	*AOI 11.2*	*AOI 11.2*	*AOI 11.3*
Sample Location		*BH35-13*	*BH33-13*	*BH35-13*	*BH35-13*	*BH37-13*	*BH37-13*	*T-9 East*	*T-9 West*	*T-10/T-11 North*
Sample Identification		*S-021813-SM-129*	*S-021813-SM-134*	*S-021813-SM-130*	*S-021813-SM-131*	*S-021913-SM-136*	*S-021913-SM-137*	*T-9 East*	*T-9 West*	*T-10/T-11 North*
Sample Date		*2/18/2013*	*2/18/2013*	*2/18/2013*	*2/18/2013*	*2/19/2013*	*2/19/2013*	*12/9/1989*	*12/9/1989*	*12/9/1989*
Sample Depth		*(0-2.5) ft BGS*	*(12.5-15) ft BGS*	*(15-16) ft BGS*	*(15-16) ft BGS*	*(0-2.5) ft BGS*	*(15-16) ft BGS*	*-*	*-*	*-*
Sample Type	*Units*				*Duplicate*					
SVOCs (Continued)										
Dimethyl phthalate	mg/kg	0.056 U	0.055 U	0.058 U	0.058 U	0.14 U	0.056 U	-	-	-
2,4-Dimethylphenol	mg/kg	0.17 U	0.16 U	0.17 U	0.17 U	0.43 U	0.17 U	-	-	-
Di-n-butylphthalate (DBP)	mg/kg	0.056 U	0.055 U	0.058 U	0.058 U	0.14 U	0.056 U	-	-	-
4,6-Dinitro-2-methylphenol	mg/kg	0.17 U	0.16 U	0.17 U	0.17 U	0.43 U	0.17 U	-	-	-
2,4-Dinitrophenol	mg/kg	0.37 U	0.36 U	0.38 U	0.38 U	0.94 U	0.37 U	-	-	-
2,4-Dinitrotoluene	mg/kg	0.22 U	0.22 U	0.23 U	0.23 U	0.57 U	0.22 U	-	-	-
2,6-Dinitrotoluene	mg/kg	0.22 U	0.22 U	0.23 U	0.23 U	0.57 U	0.22 U	-	-	-
Di-n-octyl phthalate (DnOP)	mg/kg	0.056 U	0.055 U	0.058 U	0.058 U	0.14 U	0.056 U	-	-	-
bis(2-Ethylhexyl)phthalate (DEHP)	mg/kg	0.056 U	0.055 U	0.058 U	0.06 U	0.14 U	0.056 U	-	-	-
Fluoranthene	mg/kg	0.0075 U	0.018	0.0077 U	0.0077 U	0.34	0.0074 U	-	-	-
Fluorene	mg/kg	0.0075 U	0.007 J	0.0077 U	0.0077 U	0.038	0.0074 U	-	-	-
Hexachlorobenzene	mg/kg	0.0075 U	0.0073 U	0.0077 U	0.0077 U	0.019 U	0.0074 U	-	-	-
Hexachlorobutadiene	mg/kg	0.056 U	0.055 U	0.058 U	0.058 U	0.14 U	0.056 U	-	-	-
Hexachlorocyclopentadiene	mg/kg	0.37 U	0.36 U	0.38 U	0.38 U	0.94 U	R	-	-	-
Hexachloroethane	mg/kg	0.056 U	0.055 U	0.058 U	0.058 U	0.14 U	0.056 U	-	-	-
Indeno(1,2,3-cd)pyrene	mg/kg	0.0075 U	0.0073 U	0.0077 U	0.0077 U	0.077	0.0074 U	-	-	-
Isophorone	mg/kg	0.056 U	0.055 U	0.058 U	0.058 U	0.14 U	0.056 U	-	-	-
2-Methylnaphthalene	mg/kg	0.0075 U	0.19	0.0077 U	0.0077 U	0.033	0.0074 U	-	-	-
2-Methylphenol	mg/kg	0.22 U	0.22 U	0.23 U	0.23 U	0.57 U	0.22 U	-	-	-
3&4-Methylphenol	mg/kg	0.45 U	0.44 U	0.46 U	0.46 U	1.1 U	0.45 U	-	-	-
4-Methylphenol	mg/kg	-	-	-	-	-	-	-	-	-
Naphthalene	mg/kg	0.0075 U	0.067	0.0077 U	0.0077 U	0.021	0.0074 U	-	-	-
2-Nitroaniline	mg/kg	0.22 U	0.22 U	0.23 U	0.23 U	0.57 U	0.22 U	-	-	-
3-Nitroaniline	mg/kg	0.22 U	0.22 U	0.23 U	0.23 U	0.57 U	0.22 U	-	-	-
4-Nitroaniline	mg/kg	0.22 U	0.22 U	0.23 U	0.23 U	0.57 U	0.22 U	-	-	-
Nitrobenzene	mg/kg	0.11 U	0.11 U	0.12 U	0.12 U	0.28 U	0.11 U	-	-	-
2-Nitrophenol	mg/kg	0.056 U	0.055 U	0.058 U	0.058 U	0.14 U	0.056 U	-	-	-
4-Nitrophenol	mg/kg	0.37 U	0.36 U	0.38 U	0.38 U	0.94 U	0.37 U	-	-	-
N-Nitrosodi-n-propylamine	mg/kg	0.056 U	0.055 U	0.058 U	0.058 U	0.14 U	0.056 U	-	-	-
N-Nitrosodiphenylamine	mg/kg	0.056 U	0.055 U	0.058 U	0.058 U	0.14 U	0.056 U	-	-	-
N-Nitrosodimethylamine	mg/kg	-	-	-	-	-	-	-	-	-
2,2'-Oxybis(1-chloropropane)	mg/kg	0.11 U	0.11 U	0.12 U	0.12 U	0.28 U	0.11 U	-	-	-
Pentachlorophenol	mg/kg	0.17 U	0.16 U	0.17 U	0.17 U	**0.6**[a]	0.17 U	-	-	-
Phenanthrene	mg/kg	0.0075 U	0.065	0.0077 U	0.0077 U	0.4	0.0074 U	-	-	-
Phenol	mg/kg	0.056 U	0.055 U	0.058 U	0.058 U	0.14 U	0.056 U	-	-	-
Pyrene	mg/kg	0.0075 U	0.023	0.0077 U	0.0077 U	0.62	0.0074 U	-	-	-
1,2,4-Trichlorobenzene	mg/kg	-	-	-	-	-	-	-	-	-
2,4,5-Trichlorophenol	mg/kg	0.17 U	0.16 U	0.17 U	0.17 U	0.29 J	0.17 U	-	-	-
2,4,6-Trichlorophenol	mg/kg	0.17 U	0.16 U	0.17 U	0.17 U	0.43 U	0.17 U	-	-	-

APPENDIX G.1

SOIL QUALITY DATA
RFI REPORT
FORMER MANUAL TRANSMISSIONS OF MUNCIE FACILITY
MUNCIE, INDIANA

AOI		*AOI 11.1*	*AOI 11.1*	*AOI 11.1*	*AOI 11.1*	*AOI 11.1*	*AOI 11.1*	*AOI 11.2*	*AOI 11.2*	*AOI 11.3*
Sample Location		*BH35-13*	*BH33-13*	*BH35-13*	*BH35-13*	*BH37-13*	*BH37-13*	*T-9 East*	*T-9 West*	*T-10/T-11 North*
Sample Identification		*S-021813-SM-129*	*S-021813-SM-134*	*S-021813-SM-130*	*S-021813-SM-131*	*S-021913-SM-136*	*S-021913-SM-137*	*T-9 East*	*T-9 West*	*T-10/T-11 North*
Sample Date		*2/18/2013*	*2/18/2013*	*2/18/2013*	*2/18/2013*	*2/19/2013*	*2/19/2013*	*12/9/1989*	*12/9/1989*	*12/9/1989*
Sample Depth		*(0-2.5) ft BGS*	*(12.5-15) ft BGS*	*(15-16) ft BGS*	*(15-16) ft BGS*	*(0-2.5) ft BGS*	*(15-16) ft BGS*	*-*	*-*	*-*
Sample Type	*Units*				*Duplicate*					
Polychlorinated Biphenyls (PCBs)										
Aroclor-1016 (PCB-1016)	mg/kg	-	-	-	-	-	-	-	-	-
Aroclor-1221 (PCB-1221)	mg/kg	-	-	-	-	-	-	-	-	-
Aroclor-1232 (PCB-1232)	mg/kg	-	-	-	-	-	-	-	-	-
Aroclor-1242 (PCB-1242)	mg/kg	-	-	-	-	-	-	-	-	-
Aroclor-1248 (PCB-1248)	mg/kg	-	-	-	-	-	-	-	-	-
Aroclor-1254 (PCB-1254)	mg/kg	-	-	-	-	-	-	-	-	-
Aroclor-1260 (PCB-1260)	mg/kg	-	-	-	-	-	-	-	-	-
Total PCBs	mg/kg	-	-	-	-	-	-	-	-	-
Total Petroleum Hydrocarbons (TPH)										
Total Petroleum Hydrocarbons - Diesel	mg/kg	-	-	-	-	-	-	-	-	-
Total Petroleum Hydrocarbons - Gas	mg/kg	-	-	-	-	-	-	-	-	-
Total Petroleum Hydrocarbons - Oil	mg/kg	-	-	-	-	-	-	-	-	-
Total Petroleum Hydrocarbons	mg/kg	-	-	-	-	-	-	51	10 U	30
Total Petroleum Hydrocarbons - Purgeable (GRO)	mg/kg	-	-	-	-	-	-	-	-	-
Total Petroleum Hydrocarbons (C10-C20)	mg/kg	-	-	-	-	-	-	-	-	-
Total Petroleum Hydrocarbons (C20-C34)	mg/kg	-	-	-	-	-	-	-	-	-
Total Petroleum Hydrocarbons (C6-C10) GRO	mg/kg	-	-	-	-	-	-	-	-	-
Metals										
Aluminum	mg/kg	-	-	-	-	-	-	-	-	-
Antimony	mg/kg	-	-	-	-	-	-	-	-	-
Arsenic	mg/kg	-	-	-	-	-	-	-	-	-
Barium	mg/kg	-	-	-	-	-	-	-	-	-
Beryllium	mg/kg	-	-	-	-	-	-	-	-	-
Cadmium	mg/kg	-	-	-	-	-	-	-	-	-
Calcium	mg/kg	-	-	-	-	-	-	-	-	-
Chromium	mg/kg	-	-	-	-	-	-	-	-	-
Chromium VI (hexavalent)	mg/kg	-	-	-	-	-	-	-	-	-
Cobalt	mg/kg	-	-	-	-	-	-	-	-	-
Copper	mg/kg	-	-	-	-	-	-	-	-	-
Iron	mg/kg	-	-	-	-	-	-	-	-	-
Lead	mg/kg	-	-	-	-	-	-	-	-	-
Magnesium	mg/kg	-	-	-	-	-	-	-	-	-
Manganese	mg/kg	-	-	-	-	-	-	-	-	-
Mercury	mg/kg	-	-	-	-	-	-	-	-	-
Nickel	mg/kg	-	-	-	-	-	-	-	-	-
Potassium	mg/kg	-	-	-	-	-	-	-	-	-
Selenium	mg/kg	-	-	-	-	-	-	-	-	-
Silver	mg/kg	-	-	-	-	-	-	-	-	-
Sodium	mg/kg	-	-	-	-	-	-	-	-	-
Thallium	mg/kg	-	-	-	-	-	-	-	-	-
Vanadium	mg/kg	-	-	-	-	-	-	-	-	-
Zinc	mg/kg	-	-	-	-	-	-	-	-	-

APPENDIX G.1

SOIL QUALITY DATA
RFI REPORT
FORMER MANUAL TRANSMISSIONS OF MUNCIE FACILITY
MUNCIE, INDIANA

AOI		*AOI 11.1*	*AOI 11.1*	*AOI 11.1*	*AOI 11.1*	*AOI 11.1*	*AOI 11.1*	*AOI 11.2*	*AOI 11.2*	*AOI 11.3*
Sample Location		*BH35-13*	*BH33-13*	*BH35-13*	*BH35-13*	*BH37-13*	*BH37-13*	*T-9 East*	*T-9 West*	*T-10/T-11 North*
Sample Identification		*S-021813-SM-129*	*S-021813-SM-134*	*S-021813-SM-130*	*S-021813-SM-131*	*S-021913-SM-136*	*S-021913-SM-137*	*T-9 East*	*T-9 West*	*T-10/T-11 North*
Sample Date		*2/18/2013*	*2/18/2013*	*2/18/2013*	*2/18/2013*	*2/19/2013*	*2/19/2013*	*12/9/1989*	*12/9/1989*	*12/9/1989*
Sample Depth		*(0-2.5) ft BGS*	*(12.5-15) ft BGS*	*(15-16) ft BGS*	*(15-16) ft BGS*	*(0-2.5) ft BGS*	*(15-16) ft BGS*	*-*	*-*	*-*
Sample Type	*Units*				*Duplicate*					
General Chemistry										
Carbonate (as CaCO3)	mg/kg	-	-	-	-	-	-	-	-	-
Chloride	mg/kg	-	-	-	-	-	-	-	-	-
Chloride	s.u.	-	-	-	-	-	-	-	-	-
Cyanide (total)	mg/kg	-	-	-	-	-	-	-	-	-
N-Hexane extractable material	mg/kg	-	-	-	-	-	-	-	-	-
Percent moisture	%	-	-	-	-	-	-	-	-	-
pH	s.u.	-	-	-	-	-	-	-	-	-
Saturated aliphatic hydrocarbons	mg/kg	-	-	-	-	-	-	-	-	-
Sulfate	mg/kg	-	-	-	-	-	-	-	-	-
Total solids	%	-	-	-	-	-	-	-	-	-

Notes

mg/kg - Milligrams per kilogram
"-" - No value
U - Not detected at the associated reporting limit
J - Estimated concentration
UJ - Not detected; associated reporting limit is estimated
R - Rejected
s.u. - Standard units
nc - No criteria
ND - Non Detect (calculation)
BOLD[abc] Concentration exceeds associated screening level
IDEM Appendix A: Screening Levels Remedation Closure Guide - March 25, 2014
a - Exceeds IDEM residential migration to ground water screening levels
b - Exceeds IDEM commercial/industrial direct contact screening levels
c - Exceeds IDEM excavation direct contact screening levels

APPENDIX G.1

SOIL QUALITY DATA
RFI REPORT
FORMER MANUAL TRANSMISSIONS OF MUNCIE FACILITY
MUNCIE, INDIANA

AOI		*AOI 11.3*	*AOI 11.4*	*AOI 11.4*	*AOI 11.4*	*AOI 11.5*	*AOI 11.5*	*AOI 11.5*	*AOI 11.6*	*AOI 11.6*	*AOI 11.6*	*AOI 11.6*
Sample Location		*T-10/T-11 South*	*GS-2(T-12)*	*GS-1(T-12)*	*GS-3(T-12)*	*GS-3(T-13*	*GS-2(T-13)*	*GS-1(T-13)*	*T-14 North*	*T-14 South*	*TSB-1*	*P-10*
Sample Identification		*T-10/T-11 South*	*GS-2*	*GS-1*	*GS-3*	*No. 3*	*No. 2*	*No. 1*	*T-14*	*T-14 South*	*TSB-1@4-6*	*171305*
Sample Date		*12/9/1989*	*12/17/1990*	*12/17/1990*	*12/17/1990*	*12/17/1990*	*12/18/1990*	*12/18/1990*	*12/9/1989*	*12/9/1989*	*4/26/1990*	*4/11/1995*
Sample Depth		*-*	*(5) ft BGS*	*(5.5) ft BGS*	*(6) ft BGS*	*(10) ft BGS*	*(8) ft BGS*	*(13) ft BGS*	*-*	*-*	*(4-6) ft BGS*	*(5) ft BGS*
Sample Type	*Units*											
Volatile Organic Compounds (VOCs)												
Acetone	mg/kg	-	-	-	-	-	-	-	-	-	1.1	-
Benzene	mg/kg	0.01 U	0.005 U	0.005 U	0.005 U	-	-	-	0.01 U	0.01 U	0.01 U	-
Benzyl alcohol	mg/kg	-	-	-	-	-	-	-	-	-	0.16 U	-
Bromodichloromethane	mg/kg	-	-	-	-	-	-	-	-	-	0.01 U	-
Bromoform	mg/kg	-	-	-	-	-	-	-	-	-	0.01 U	-
Bromomethane (Methyl bromide)	mg/kg	-	-	-	-	-	-	-	-	-	0.01 U	-
2-Butanone (Methyl ethyl ketone) (MEK)	mg/kg	-	-	-	-	-	-	-	-	-	0.13	-
Carbon disulfide	mg/kg	-	-	-	-	-	-	-	-	-	0.01 U	-
Carbon tetrachloride	mg/kg	-	-	-	-	-	-	-	-	-	0.01 U	-
4-Chloroaniline	mg/kg	-	-	-	-	-	-	-	-	-	0.66 U	-
Chlorobenzene	mg/kg	-	-	-	-	-	-	-	-	-	0.01 U	-
Chloroethane	mg/kg	-	-	-	-	-	-	-	-	-	0.01 U	-
2-Chloroethyl vinyl ether	mg/kg	-	-	-	-	-	-	-	-	-	-	-
Chloroform (Trichloromethane)	mg/kg	-	-	-	-	-	-	-	-	-	0.01 U	-
Chloromethane (Methyl chloride)	mg/kg	-	-	-	-	-	-	-	-	-	0.01 U	-
Cyclohexane	mg/kg	-	-	-	-	-	-	-	-	-	-	-
Dibenzofuran	mg/kg	-	-	-	-	-	-	-	-	-	0.067 U	-
1,2-Dibromo-3-chloropropane (DBCP)	mg/kg	-	-	-	-	-	-	-	-	-	-	-
Dibromochloromethane	mg/kg	-	-	-	-	-	-	-	-	-	0.01 U	-
1,2-Dibromoethane (Ethylene dibromide)	mg/kg	-	-	-	-	-	-	-	-	-	-	-
1,2-Dichlorobenzene	mg/kg	-	-	-	-	-	-	-	-	-	0.01 U	-
1,3-Dichlorobenzene	mg/kg	-	-	-	-	-	-	-	-	-	0.067 U	-
1,4-Dichlorobenzene	mg/kg	-	-	-	-	-	-	-	-	-	0.01 U	-
Dichlorodifluoromethane (CFC-12)	mg/kg	-	-	-	-	-	-	-	-	-	-	-
Dichloroethane	mg/kg	-	-	-	-	-	-	-	-	-	-	-
1,1-Dichloroethane	mg/kg	-	-	-	-	-	-	-	-	-	0.01 U	-
1,2-Dichloroethane	mg/kg	-	-	-	-	-	-	-	-	-	0.01 U	-
Dichloroethene	mg/kg	-	-	-	-	-	-	-	-	-	-	-
1,2-Dichloroethene (total)	mg/kg	-	-	-	-	-	-	-	-	-	0.01 U	-
1,1-Dichloroethene	mg/kg	-	-	-	-	-	-	-	-	-	0.01 U	-
cis-1,2-Dichloroethene	mg/kg	-	-	-	-	-	-	-	-	-	-	-
trans-1,2-Dichloroethene	mg/kg	-	-	-	-	-	-	-	-	-	-	-
1,2-Dichloropropane	mg/kg	-	-	-	-	-	-	-	-	-	0.01 U	-
cis-1,3-Dichloropropene	mg/kg	-	-	-	-	-	-	-	-	-	0.01 U	-
trans-1,3-Dichloropropene	mg/kg	-	-	-	-	-	-	-	-	-	0.01 U	-
Ethylbenzene	mg/kg	0.01 U	0.005 U	0.005 U	0.005 U	-	-	-	0.01 U	0.01 U	0.01 U	-
2-Hexanone	mg/kg	-	-	-	-	-	-	-	-	-	0.014	-
Isopropyl benzene	mg/kg	-	-	-	-	-	-	-	-	-	-	-
Methyl acetate	mg/kg	-	-	-	-	-	-	-	-	-	-	-
Methyl cyclohexane	mg/kg	-	-	-	-	-	-	-	-	-	-	-
Methyl tert butyl ether (MTBE)	mg/kg	-	-	-	-	-	-	-	-	-	-	-
4-Methyl-2-pentanone (MIBK)	mg/kg	-	-	-	-	-	-	-	-	-	0.01 U	-
Methylene chloride	mg/kg	-	-	-	-	-	-	-	-	-	**0.027**[a]	-
Styrene	mg/kg	-	-	-	-	-	-	-	-	-	0.01 U	-
1,1,2,2-Tetrachloroethane	mg/kg	-	-	-	-	-	-	-	-	-	0.01 U	-
Tetrachloroethene	mg/kg	-	-	-	-	-	-	-	-	-	0.01 U	-

APPENDIX G.1

SOIL QUALITY DATA
RFI REPORT
FORMER MANUAL TRANSMISSIONS OF MUNCIE FACILITY
MUNCIE, INDIANA

AOI		*AOI 11.3*	*AOI 11.4*	*AOI 11.4*	*AOI 11.4*	*AOI 11.5*	*AOI 11.5*	*AOI 11.5*	*AOI 11.6*	*AOI 11.6*	*AOI 11.6*	*AOI 11.6*
Sample Location		*T-10/T-11 South*	*GS-2(T-12)*	*GS-1(T-12)*	*GS-3(T-12)*	*GS-3(T-13*	*GS-2(T-13)*	*GS-1(T-13)*	*T-14 North*	*T-14 South*	*TSB-1*	*P-10*
Sample Identification		*T-10/T-11 South*	*GS-2*	*GS-1*	*GS-3*	*No. 3*	*No. 2*	*No. 1*	*T-14*	*T-14 South*	*TSB-1@4-6*	*171305*
Sample Date		*12/9/1989*	*12/17/1990*	*12/17/1990*	*12/17/1990*	*12/17/1990*	*12/18/1990*	*12/18/1990*	*12/9/1989*	*12/9/1989*	*4/26/1990*	*4/11/1995*
Sample Depth		*-*	*(5) ft BGS*	*(5.5) ft BGS*	*(6) ft BGS*	*(10) ft BGS*	*(8) ft BGS*	*(13) ft BGS*	*-*	*-*	*(4-6) ft BGS*	*(5) ft BGS*
Sample Type	*Units*											
VOCs (Continued)												
Toluene	mg/kg	0.01 U	0.005 U	0.005 U	0.005 U	-	-	-	0.01 U	0.01 U	0.13	-
1,2,4-Trichlorobenzene	mg/kg	-	-	-	-	-	-	-	-	-	0.067 U	-
Trichloroethane	mg/kg	-	-	-	-	-	-	-	-	-	-	-
1,1,1-Trichloroethane	mg/kg	-	-	-	-	-	-	-	-	-	0.01 U	-
1,1,2-Trichloroethane	mg/kg	-	-	-	-	-	-	-	-	-	0.01 U	-
Trichloroethene	mg/kg	-	-	-	-	-	-	-	-	-	0.01 U	-
Trichlorofluoromethane (CFC-11)	mg/kg	-	-	-	-	-	-	-	-	-	0.01 U	-
Trifluorotrichloroethane (Freon 113)	mg/kg	-	-	-	-	-	-	-	-	-	-	-
Vinyl acetate	mg/kg	-	-	-	-	-	-	-	-	-	0.01 U	-
Vinyl chloride	mg/kg	-	-	-	-	-	-	-	-	-	0.01 U	-
Xylenes (total)	mg/kg	0.01 U	0.005 U	0.005 U	0.005 U	-	-	-	0.01 U	0.01 U	0.012	-
Semi-Volatile Organic Compounds (SVOCs)												
Acenaphthene	mg/kg	-	-	-	-	-	-	-	-	-	0.067 U	-
Acenaphthylene	mg/kg	-	-	-	-	-	-	-	-	-	0.067 U	-
Acetophenone	mg/kg	-	-	-	-	-	-	-	-	-	-	-
Anthracene	mg/kg	-	-	-	-	-	-	-	-	-	0.5	-
Atrazine	mg/kg	-	-	-	-	-	-	-	-	-	-	-
Benzaldehyde	mg/kg	-	-	-	-	-	-	-	-	-	-	-
Benzo(a)anthracene	mg/kg	-	-	-	-	-	-	-	-	-	0.067 U	-
Benzo(a)pyrene	mg/kg	-	-	-	-	-	-	-	-	-	0.067 U	-
Benzo(b)fluoranthene	mg/kg	-	-	-	-	-	-	-	-	-	0.067 U	-
Benzo(g,h,i)perylene	mg/kg	-	-	-	-	-	-	-	-	-	0.067 U	-
Benzo(k)fluoranthene	mg/kg	-	-	-	-	-	-	-	-	-	0.067 U	-
Benzoic acid	mg/kg	-	-	-	-	-	-	-	-	-	0.66 U	-
Biphenyl (1,1-Biphenyl)	mg/kg	-	-	-	-	-	-	-	-	-	-	-
4-Bromophenyl phenyl ether	mg/kg	-	-	-	-	-	-	-	-	-	0.067 U	-
Butyl benzylphthalate (BBP)	mg/kg	-	-	-	-	-	-	-	-	-	0.16 U	-
Caprolactam	mg/kg	-	-	-	-	-	-	-	-	-	-	-
Carbazole	mg/kg	-	-	-	-	-	-	-	-	-	-	-
4-Chloro-3-methylphenol	mg/kg	-	-	-	-	-	-	-	-	-	0.33 U	-
4-Chloroaniline	mg/kg	-	-	-	-	-	-	-	-	-	-	-
bis(2-Chloroethoxy)methane	mg/kg	-	-	-	-	-	-	-	-	-	0.067 U	-
bis(2-Chloroethyl)ether	mg/kg	-	-	-	-	-	-	-	-	-	0.067 U	-
2-Chloronaphthalene	mg/kg	-	-	-	-	-	-	-	-	-	0.067 U	-
2-Chlorophenol	mg/kg	-	-	-	-	-	-	-	-	-	0.33 U	-
4-Chlorophenyl phenyl ether	mg/kg	-	-	-	-	-	-	-	-	-	0.067 U	-
Chrysene	mg/kg	-	-	-	-	-	-	-	-	-	0.6	-
Dibenz(a,h)anthracene	mg/kg	-	-	-	-	-	-	-	-	-	0.067 U	-
Dibenzofuran	mg/kg	-	-	-	-	-	-	-	-	-	-	-
1,2-Dichlorobenzene	mg/kg	-	-	-	-	-	-	-	-	-	0.067 U	-
1,3-Dichlorobenzene	mg/kg	-	-	-	-	-	-	-	-	-	0.01 U	-
1,4-Dichlorobenzene	mg/kg	-	-	-	-	-	-	-	-	-	0.067 U	-
3,3'-Dichlorobenzidine	mg/kg	-	-	-	-	-	-	-	-	-	1.7 U	-
2,4-Dichlorophenol	mg/kg	-	-	-	-	-	-	-	-	-	0.33 U	-
Diethyl phthalate	mg/kg	-	-	-	-	-	-	-	-	-	0.16 U	-

APPENDIX G.1

SOIL QUALITY DATA
RFI REPORT
FORMER MANUAL TRANSMISSIONS OF MUNCIE FACILITY
MUNCIE, INDIANA

AOI		*AOI 11.3*	*AOI 11.4*	*AOI 11.4*	*AOI 11.4*	*AOI 11.5*	*AOI 11.5*	*AOI 11.5*	*AOI 11.6*	*AOI 11.6*	*AOI 11.6*	*AOI 11.6*
Sample Location		*T-10/T-11 South*	*GS-2(T-12)*	*GS-1(T-12)*	*GS-3(T-12)*	*GS-3(T-13*	*GS-2(T-13)*	*GS-1(T-13)*	*T-14 North*	*T-14 South*	*TSB-1*	*P-10*
Sample Identification		*T-10/T-11 South*	*GS-2*	*GS-1*	*GS-3*	*No. 3*	*No. 2*	*No. 1*	*T-14*	*T-14 South*	*TSB-1@4-6*	*171305*
Sample Date		*12/9/1989*	*12/17/1990*	*12/17/1990*	*12/17/1990*	*12/17/1990*	*12/18/1990*	*12/18/1990*	*12/9/1989*	*12/9/1989*	*4/26/1990*	*4/11/1995*
Sample Depth		*-*	*(5) ft BGS*	*(5.5) ft BGS*	*(6) ft BGS*	*(10) ft BGS*	*(8) ft BGS*	*(13) ft BGS*	*-*	*-*	*(4-6) ft BGS*	*(5) ft BGS*
Sample Type	*Units*											
SVOCs (Continued)												
Dimethyl phthalate	mg/kg	-	-	-	-	-	-	-	-	-	0.33 U	-
2,4-Dimethylphenol	mg/kg	-	-	-	-	-	-	-	-	-	0.16 U	-
Di-n-butylphthalate (DBP)	mg/kg	-	-	-	-	-	-	-	-	-	0.16 U	-
4,6-Dinitro-2-methylphenol	mg/kg	-	-	-	-	-	-	-	-	-	0.66 U	-
2,4-Dinitrophenol	mg/kg	-	-	-	-	-	-	-	-	-	0.66 U	-
2,4-Dinitrotoluene	mg/kg	-	-	-	-	-	-	-	-	-	0.067 U	-
2,6-Dinitrotoluene	mg/kg	-	-	-	-	-	-	-	-	-	0.067 U	-
Di-n-octyl phthalate (DnOP)	mg/kg	-	-	-	-	-	-	-	-	-	0.067 U	-
bis(2-Ethylhexyl)phthalate (DEHP)	mg/kg	-	-	-	-	-	-	-	-	-	1.1	-
Fluoranthene	mg/kg	-	-	-	-	-	-	-	-	-	0.067 U	-
Fluorene	mg/kg	-	-	-	-	-	-	-	-	-	0.11	-
Hexachlorobenzene	mg/kg	-	-	-	-	-	-	-	-	-	0.067 U	-
Hexachlorobutadiene	mg/kg	-	-	-	-	-	-	-	-	-	0.16 U	-
Hexachlorocyclopentadiene	mg/kg	-	-	-	-	-	-	-	-	-	0.16 U	-
Hexachloroethane	mg/kg	-	-	-	-	-	-	-	-	-	0.067 U	-
Indeno(1,2,3-cd)pyrene	mg/kg	-	-	-	-	-	-	-	-	-	0.067 U	-
Isophorone	mg/kg	-	-	-	-	-	-	-	-	-	0.067 U	-
2-Methylnaphthalene	mg/kg	-	-	-	-	-	-	-	-	-	0.067 U	-
2-Methylphenol	mg/kg	-	-	-	-	-	-	-	-	-	0.16 U	-
3&4-Methylphenol	mg/kg	-	-	-	-	-	-	-	-	-	-	-
4-Methylphenol	mg/kg	-	-	-	-	-	-	-	-	-	0.16 U	-
Naphthalene	mg/kg	-	-	-	-	-	-	-	-	-	0.067 U	-
2-Nitroaniline	mg/kg	-	-	-	-	-	-	-	-	-	0.067 U	-
3-Nitroaniline	mg/kg	-	-	-	-	-	-	-	-	-	0.66 U	-
4-Nitroaniline	mg/kg	-	-	-	-	-	-	-	-	-	0.66 U	-
Nitrobenzene	mg/kg	-	-	-	-	-	-	-	-	-	0.067 U	-
2-Nitrophenol	mg/kg	-	-	-	-	-	-	-	-	-	0.66 U	-
4-Nitrophenol	mg/kg	-	-	-	-	-	-	-	-	-	0.66 U	-
N-Nitrosodi-n-propylamine	mg/kg	-	-	-	-	-	-	-	-	-	0.067 U	-
N-Nitrosodiphenylamine	mg/kg	-	-	-	-	-	-	-	-	-	0.067 U	-
N-Nitrosodimethylamine	mg/kg	-	-	-	-	-	-	-	-	-	-	-
2,2'-Oxybis(1-chloropropane)	mg/kg	-	-	-	-	-	-	-	-	-	0.067 U	-
Pentachlorophenol	mg/kg	-	-	-	-	-	-	-	-	-	0.66 U	-
Phenanthrene	mg/kg	-	-	-	-	-	-	-	-	-	0.067 U	-
Phenol	mg/kg	-	-	-	-	-	-	-	-	-	0.33 U	-
Pyrene	mg/kg	-	-	-	-	-	-	-	-	-	0.067 U	-
1,2,4-Trichlorobenzene	mg/kg	-	-	-	-	-	-	-	-	-	-	-
2,4,5-Trichlorophenol	mg/kg	-	-	-	-	-	-	-	-	-	0.33 U	-
2,4,6-Trichlorophenol	mg/kg	-	-	-	-	-	-	-	-	-	0.33 U	-

APPENDIX G.1

SOIL QUALITY DATA
RFI REPORT
FORMER MANUAL TRANSMISSIONS OF MUNCIE FACILITY
MUNCIE, INDIANA

AOI		*AOI 11.3*	*AOI 11.4*	*AOI 11.4*	*AOI 11.4*	*AOI 11.5*	*AOI 11.5*	*AOI 11.5*	*AOI 11.6*	*AOI 11.6*	*AOI 11.6*	*AOI 11.6*
Sample Location		*T-10/T-11 South*	*GS-2(T-12)*	*GS-1(T-12)*	*GS-3(T-12)*	*GS-3(T-13*	*GS-2(T-13)*	*GS-1(T-13)*	*T-14 North*	*T-14 South*	*TSB-1*	*P-10*
Sample Identification		*T-10/T-11 South*	*GS-2*	*GS-1*	*GS-3*	*No. 3*	*No. 2*	*No. 1*	*T-14*	*T-14 South*	*TSB-1@4-6*	*171305*
Sample Date		*12/9/1989*	*12/17/1990*	*12/17/1990*	*12/17/1990*	*12/17/1990*	*12/18/1990*	*12/18/1990*	*12/9/1989*	*12/9/1989*	*4/26/1990*	*4/11/1995*
Sample Depth		*-*	*(5) ft BGS*	*(5.5) ft BGS*	*(6) ft BGS*	*(10) ft BGS*	*(8) ft BGS*	*(13) ft BGS*	*-*	*-*	*(4-6) ft BGS*	*(5) ft BGS*
Sample Type	*Units*											
Polychlorinated Biphenyls (PCBs)												
Aroclor-1016 (PCB-1016)	mg/kg	-	-	-	-	-	-	-	-	-	-	-
Aroclor-1221 (PCB-1221)	mg/kg	-	-	-	-	-	-	-	-	-	-	-
Aroclor-1232 (PCB-1232)	mg/kg	-	-	-	-	-	-	-	-	-	-	-
Aroclor-1242 (PCB-1242)	mg/kg	-	-	-	-	-	-	-	-	-	-	-
Aroclor-1248 (PCB-1248)	mg/kg	-	-	-	-	-	-	-	-	-	-	-
Aroclor-1254 (PCB-1254)	mg/kg	-	-	-	-	-	-	-	-	-	-	-
Aroclor-1260 (PCB-1260)	mg/kg	-	-	-	-	-	-	-	-	-	-	-
Total PCBs	mg/kg	-	-	-	-	-	-	-	-	-	-	-
Total Petroleum Hydrocarbons (TPH)												
Total Petroleum Hydrocarbons - Diesel	mg/kg	-	-	-	-	-	-	-	-	-	-	-
Total Petroleum Hydrocarbons - Gas	mg/kg	-	-	-	-	-	-	-	-	-	-	-
Total Petroleum Hydrocarbons - Oil	mg/kg	-	-	-	-	-	-	-	-	-	-	-
Total Petroleum Hydrocarbons	mg/kg	10 U	10 U	10 U	10 U	18	21	19	3900	20000	-	140
Total Petroleum Hydrocarbons - Purgeable (GRO)	mg/kg	-	-	-	-	-	-	-	-	-	-	-
Total Petroleum Hydrocarbons (C10-C20)	mg/kg	-	-	-	-	-	-	-	-	-	-	-
Total Petroleum Hydrocarbons (C20-C34)	mg/kg	-	-	-	-	-	-	-	-	-	-	-
Total Petroleum Hydrocarbons (C6-C10) GRO	mg/kg	-	-	-	-	-	-	-	-	-	-	-
Metals												
Aluminum	mg/kg	-	-	-	-	-	-	-	-	-	-	-
Antimony	mg/kg	-	-	-	-	-	-	-	-	-	-	-
Arsenic	mg/kg	-	-	-	-	-	-	-	-	-	-	-
Barium	mg/kg	-	-	-	-	-	-	-	-	-	-	-
Beryllium	mg/kg	-	-	-	-	-	-	-	-	-	-	-
Cadmium	mg/kg	-	-	-	-	-	-	-	-	-	-	-
Calcium	mg/kg	-	-	-	-	-	-	-	-	-	-	-
Chromium	mg/kg	-	-	-	-	-	-	-	-	-	-	-
Chromium VI (hexavalent)	mg/kg	-	-	-	-	-	-	-	-	-	-	-
Cobalt	mg/kg	-	-	-	-	-	-	-	-	-	-	-
Copper	mg/kg	-	-	-	-	-	-	-	-	-	-	-
Iron	mg/kg	-	-	-	-	-	-	-	-	-	-	-
Lead	mg/kg	-	-	-	-	-	-	-	-	-	-	-
Magnesium	mg/kg	-	-	-	-	-	-	-	-	-	-	-
Manganese	mg/kg	-	-	-	-	-	-	-	-	-	-	-
Mercury	mg/kg	-	-	-	-	-	-	-	-	-	-	-
Nickel	mg/kg	-	-	-	-	-	-	-	-	-	-	-
Potassium	mg/kg	-	-	-	-	-	-	-	-	-	-	-
Selenium	mg/kg	-	-	-	-	-	-	-	-	-	-	-
Silver	mg/kg	-	-	-	-	-	-	-	-	-	-	-
Sodium	mg/kg	-	-	-	-	-	-	-	-	-	-	-
Thallium	mg/kg	-	-	-	-	-	-	-	-	-	-	-
Vanadium	mg/kg	-	-	-	-	-	-	-	-	-	-	-
Zinc	mg/kg	-	-	-	-	-	-	-	-	-	-	-

APPENDIX G.1

SOIL QUALITY DATA
RFI REPORT
FORMER MANUAL TRANSMISSIONS OF MUNCIE FACILITY
MUNCIE, INDIANA

AOI		*AOI 11.3*	*AOI 11.4*	*AOI 11.4*	*AOI 11.4*	*AOI 11.5*	*AOI 11.5*	*AOI 11.5*	*AOI 11.6*	*AOI 11.6*	*AOI 11.6*	*AOI 11.6*
Sample Location		*T-10/T-11 South*	*GS-2(T-12)*	*GS-1(T-12)*	*GS-3(T-12)*	*GS-3(T-13*	*GS-2(T-13)*	*GS-1(T-13)*	*T-14 North*	*T-14 South*	*TSB-1*	*P-10*
Sample Identification		*T-10/T-11 South*	*GS-2*	*GS-1*	*GS-3*	*No. 3*	*No. 2*	*No. 1*	*T-14*	*T-14 South*	*TSB-1@4-6*	*171305*
Sample Date		*12/9/1989*	*12/17/1990*	*12/17/1990*	*12/17/1990*	*12/17/1990*	*12/18/1990*	*12/18/1990*	*12/9/1989*	*12/9/1989*	*4/26/1990*	*4/11/1995*
Sample Depth		*-*	*(5) ft BGS*	*(5.5) ft BGS*	*(6) ft BGS*	*(10) ft BGS*	*(8) ft BGS*	*(13) ft BGS*	*-*	*-*	*(4-6) ft BGS*	*(5) ft BGS*
Sample Type	*Units*											
General Chemistry												
Carbonate (as CaCO3)	mg/kg	-	-	-	-	-	-	-	-	-	-	-
Chloride	mg/kg	-	-	-	-	-	-	-	-	-	-	-
Chloride	s.u.	-	-	-	-	-	-	-	-	-	-	-
Cyanide (total)	mg/kg	-	-	-	-	-	-	-	-	-	-	-
N-Hexane extractable material	mg/kg	-	-	-	-	-	-	-	-	-	-	-
Percent moisture	%	-	-	-	-	-	-	-	-	-	-	-
pH	s.u.	-	-	-	-	-	-	-	-	-	-	-
Saturated aliphatic hydrocarbons	mg/kg	-	-	-	-	-	-	-	-	-	250	-
Sulfate	mg/kg	-	-	-	-	-	-	-	-	-	-	-
Total solids	%	-	-	-	-	-	-	-	-	-	-	84

Notes

mg/kg - Milligrams per kilogram
"-" - No value
U - Not detected at the associated reporting limit
J - Estimated concentration
UJ - Not detected; associated reporting limit is estimated
R - Rejected
s.u. - Standard units
nc - No criteria
ND - Non Detect (calculation)
BOLD[abc] Concentration exceeds associated screening level
IDEM Appendix A: Screening Levels Remedation Closure Guide - March 25, 2014
a - Exceeds IDEM residential migration to ground water screening levels
b - Exceeds IDEM commercial/industrial direct contact screening levels
c - Exceeds IDEM excavation direct contact screening levels

APPENDIX G.1

SOIL QUALITY DATA
RFI REPORT
FORMER MANUAL TRANSMISSIONS OF MUNCIE FACILITY
MUNCIE, INDIANA

AOI		*AOI 11.6*	*AOI 11.6*	*AOI 11.6*	*AOI 11.6*	*AOI 11.6*	*AOI 11.6*	*AOI 11.6*	*AOI 11.6*	*AOI 11.6*	*AOI 11.6*
Sample Location		*P-10*	*P-11*	*P-10*	*P-11*	*HA-3*	*HA-2P*	*HA-1P*	*HA-1P*	*HA-2P*	*BH-4*
Sample Identification		*171308*	*171309*	*171300*	*171310*	*307738*	*307734*	*307736*	*307737*	*307735*	*SS-17330-110304-TP-010*
Sample Date		*4/11/1995*	*4/11/1995*	*4/11/1995*	*4/11/1995*	*6/8/1995*	*6/8/1995*	*6/8/1995*	*6/8/1995*	*6/8/1995*	*11/3/2004*
Sample Depth		*(5) ft BGS*	*(5) ft BGS*	*(15) ft BGS*	*(15) ft BGS*	*(5) ft BGS*	*(8-12) ft BGS*	*(10) ft BGS*	*(12-15) ft BGS*	*(14-15) ft BGS*	*(7-8) ft BGS*
Sample Type	*Units*	*Duplicate*									
Volatile Organic Compounds (VOCs)											
Acetone	mg/kg	-	-	-	-	-	-	-	-	-	-
Benzene	mg/kg	-	-	-	-	-	-	-	-	-	0.0054 U
Benzyl alcohol	mg/kg	-	-	-	-	-	-	-	-	-	-
Bromodichloromethane	mg/kg	-	-	-	-	-	-	-	-	-	-
Bromoform	mg/kg	-	-	-	-	-	-	-	-	-	-
Bromomethane (Methyl bromide)	mg/kg	-	-	-	-	-	-	-	-	-	-
2-Butanone (Methyl ethyl ketone) (MEK)	mg/kg	-	-	-	-	-	-	-	-	-	-
Carbon disulfide	mg/kg	-	-	-	-	-	-	-	-	-	-
Carbon tetrachloride	mg/kg	-	-	-	-	-	-	-	-	-	-
4-Chloroaniline	mg/kg	-	-	-	-	-	-	-	-	-	-
Chlorobenzene	mg/kg	-	-	-	-	-	-	-	-	-	-
Chloroethane	mg/kg	-	-	-	-	-	-	-	-	-	-
2-Chloroethyl vinyl ether	mg/kg	-	-	-	-	-	-	-	-	-	-
Chloroform (Trichloromethane)	mg/kg	-	-	-	-	-	-	-	-	-	-
Chloromethane (Methyl chloride)	mg/kg	-	-	-	-	-	-	-	-	-	-
Cyclohexane	mg/kg	-	-	-	-	-	-	-	-	-	-
Dibenzofuran	mg/kg	-	-	-	-	-	-	-	-	-	-
1,2-Dibromo-3-chloropropane (DBCP)	mg/kg	-	-	-	-	-	-	-	-	-	-
Dibromochloromethane	mg/kg	-	-	-	-	-	-	-	-	-	-
1,2-Dibromoethane (Ethylene dibromide)	mg/kg	-	-	-	-	-	-	-	-	-	-
1,2-Dichlorobenzene	mg/kg	-	-	-	-	-	-	-	-	-	-
1,3-Dichlorobenzene	mg/kg	-	-	-	-	-	-	-	-	-	-
1,4-Dichlorobenzene	mg/kg	-	-	-	-	-	-	-	-	-	-
Dichlorodifluoromethane (CFC-12)	mg/kg	-	-	-	-	-	-	-	-	-	-
Dichloroethane	mg/kg	-	-	-	-	-	-	-	-	-	-
1,1-Dichloroethane	mg/kg	-	-	-	-	-	-	-	-	-	-
1,2-Dichloroethane	mg/kg	-	-	-	-	-	-	-	-	-	-
Dichloroethene	mg/kg	-	-	-	-	-	-	-	-	-	-
1,2-Dichloroethene (total)	mg/kg	-	-	-	-	-	-	-	-	-	-
1,1-Dichloroethene	mg/kg	-	-	-	-	-	-	-	-	-	-
cis-1,2-Dichloroethene	mg/kg	-	-	-	-	-	-	-	-	-	-
trans-1,2-Dichloroethene	mg/kg	-	-	-	-	-	-	-	-	-	-
1,2-Dichloropropane	mg/kg	-	-	-	-	-	-	-	-	-	-
cis-1,3-Dichloropropene	mg/kg	-	-	-	-	-	-	-	-	-	-
trans-1,3-Dichloropropene	mg/kg	-	-	-	-	-	-	-	-	-	-
Ethylbenzene	mg/kg	-	-	-	-	-	-	-	-	-	0.0054 U
2-Hexanone	mg/kg	-	-	-	-	-	-	-	-	-	-
Isopropyl benzene	mg/kg	-	-	-	-	-	-	-	-	-	-
Methyl acetate	mg/kg	-	-	-	-	-	-	-	-	-	-
Methyl cyclohexane	mg/kg	-	-	-	-	-	-	-	-	-	-
Methyl tert butyl ether (MTBE)	mg/kg	-	-	-	-	-	-	-	-	-	0.022 U
4-Methyl-2-pentanone (MIBK)	mg/kg	-	-	-	-	-	-	-	-	-	-
Methylene chloride	mg/kg	-	-	-	-	-	-	-	-	-	-
Styrene	mg/kg	-	-	-	-	-	-	-	-	-	-
1,1,2,2-Tetrachloroethane	mg/kg	-	-	-	-	-	-	-	-	-	-
Tetrachloroethene	mg/kg	-	-	-	-	-	-	-	-	-	-

APPENDIX G.1

SOIL QUALITY DATA
RFI REPORT
FORMER MANUAL TRANSMISSIONS OF MUNCIE FACILITY
MUNCIE, INDIANA

AOI		*AOI 11.6*	*AOI 11.6*	*AOI 11.6*	*AOI 11.6*	*AOI 11.6*	*AOI 11.6*	*AOI 11.6*	*AOI 11.6*	*AOI 11.6*	*AOI 11.6*
Sample Location		*P-10*	*P-11*	*P-10*	*P-11*	*HA-3*	*HA-2P*	*HA-1P*	*HA-1P*	*HA-2P*	*BH-4*
Sample Identification		*171308*	*171309*	*171300*	*171310*	*307738*	*307734*	*307736*	*307737*	*307735*	*SS-17330-110304-TP-010*
Sample Date		*4/11/1995*	*4/11/1995*	*4/11/1995*	*4/11/1995*	*6/8/1995*	*6/8/1995*	*6/8/1995*	*6/8/1995*	*6/8/1995*	*11/3/2004*
Sample Depth		*(5) ft BGS*	*(5) ft BGS*	*(15) ft BGS*	*(15) ft BGS*	*(5) ft BGS*	*(8-12) ft BGS*	*(10) ft BGS*	*(12-15) ft BGS*	*(14-15) ft BGS*	*(7-8) ft BGS*
Sample Type	*Units*	*Duplicate*									
VOCs (Continued)											
Toluene	mg/kg	-	-	-	-	-	-	-	-	-	0.0054 U
1,2,4-Trichlorobenzene	mg/kg	-	-	-	-	-	-	-	-	-	-
Trichloroethane	mg/kg	-	-	-	-	-	-	-	-	-	-
1,1,1-Trichloroethane	mg/kg	-	-	-	-	-	-	-	-	-	-
1,1,2-Trichloroethane	mg/kg	-	-	-	-	-	-	-	-	-	-
Trichloroethene	mg/kg	-	-	-	-	-	-	-	-	-	-
Trichlorofluoromethane (CFC-11)	mg/kg	-	-	-	-	-	-	-	-	-	-
Trifluorotrichloroethane (Freon 113)	mg/kg	-	-	-	-	-	-	-	-	-	-
Vinyl acetate	mg/kg	-	-	-	-	-	-	-	-	-	-
Vinyl chloride	mg/kg	-	-	-	-	-	-	-	-	-	-
Xylenes (total)	mg/kg	-	-	-	-	-	-	-	-	-	0.011 U
Semi-Volatile Organic Compounds (SVOCs)											
Acenaphthene	mg/kg	-	-	-	-	-	-	-	-	-	-
Acenaphthylene	mg/kg	-	-	-	-	-	-	-	-	-	-
Acetophenone	mg/kg	-	-	-	-	-	-	-	-	-	-
Anthracene	mg/kg	-	-	-	-	-	-	-	-	-	-
Atrazine	mg/kg	-	-	-	-	-	-	-	-	-	-
Benzaldehyde	mg/kg	-	-	-	-	-	-	-	-	-	-
Benzo(a)anthracene	mg/kg	-	-	-	-	-	-	-	-	-	-
Benzo(a)pyrene	mg/kg	-	-	-	-	-	-	-	-	-	-
Benzo(b)fluoranthene	mg/kg	-	-	-	-	-	-	-	-	-	-
Benzo(g,h,i)perylene	mg/kg	-	-	-	-	-	-	-	-	-	-
Benzo(k)fluoranthene	mg/kg	-	-	-	-	-	-	-	-	-	-
Benzoic acid	mg/kg	-	-	-	-	-	-	-	-	-	-
Biphenyl (1,1-Biphenyl)	mg/kg	-	-	-	-	-	-	-	-	-	-
4-Bromophenyl phenyl ether	mg/kg	-	-	-	-	-	-	-	-	-	-
Butyl benzylphthalate (BBP)	mg/kg	-	-	-	-	-	-	-	-	-	-
Caprolactam	mg/kg	-	-	-	-	-	-	-	-	-	-
Carbazole	mg/kg	-	-	-	-	-	-	-	-	-	-
4-Chloro-3-methylphenol	mg/kg	-	-	-	-	-	-	-	-	-	-
4-Chloroaniline	mg/kg	-	-	-	-	-	-	-	-	-	-
bis(2-Chloroethoxy)methane	mg/kg	-	-	-	-	-	-	-	-	-	-
bis(2-Chloroethyl)ether	mg/kg	-	-	-	-	-	-	-	-	-	-
2-Chloronaphthalene	mg/kg	-	-	-	-	-	-	-	-	-	-
2-Chlorophenol	mg/kg	-	-	-	-	-	-	-	-	-	-
4-Chlorophenyl phenyl ether	mg/kg	-	-	-	-	-	-	-	-	-	-
Chrysene	mg/kg	-	-	-	-	-	-	-	-	-	-
Dibenz(a,h)anthracene	mg/kg	-	-	-	-	-	-	-	-	-	-
Dibenzofuran	mg/kg	-	-	-	-	-	-	-	-	-	-
1,2-Dichlorobenzene	mg/kg	-	-	-	-	-	-	-	-	-	-
1,3-Dichlorobenzene	mg/kg	-	-	-	-	-	-	-	-	-	-
1,4-Dichlorobenzene	mg/kg	-	-	-	-	-	-	-	-	-	-
3,3'-Dichlorobenzidine	mg/kg	-	-	-	-	-	-	-	-	-	-
2,4-Dichlorophenol	mg/kg	-	-	-	-	-	-	-	-	-	-
Diethyl phthalate	mg/kg	-	-	-	-	-	-	-	-	-	-

APPENDIX G.1

SOIL QUALITY DATA
RFI REPORT
FORMER MANUAL TRANSMISSIONS OF MUNCIE FACILITY
MUNCIE, INDIANA

AOI		*AOI 11.6*	*AOI 11.6*	*AOI 11.6*	*AOI 11.6*	*AOI 11.6*	*AOI 11.6*	*AOI 11.6*	*AOI 11.6*	*AOI 11.6*	*AOI 11.6*
Sample Location		*P-10*	*P-11*	*P-10*	*P-11*	*HA-3*	*HA-2P*	*HA-1P*	*HA-1P*	*HA-2P*	*BH-4*
Sample Identification		*171308*	*171309*	*171300*	*171310*	*307738*	*307734*	*307736*	*307737*	*307735*	*SS-17330-110304-TP-010*
Sample Date		*4/11/1995*	*4/11/1995*	*4/11/1995*	*4/11/1995*	*6/8/1995*	*6/8/1995*	*6/8/1995*	*6/8/1995*	*6/8/1995*	*11/3/2004*
Sample Depth		*(5) ft BGS*	*(5) ft BGS*	*(15) ft BGS*	*(15) ft BGS*	*(5) ft BGS*	*(8-12) ft BGS*	*(10) ft BGS*	*(12-15) ft BGS*	*(14-15) ft BGS*	*(7-8) ft BGS*
Sample Type	*Units*	*Duplicate*									
SVOCs (Continued)											
Dimethyl phthalate	mg/kg	-	-	-	-	-	-	-	-	-	-
2,4-Dimethylphenol	mg/kg	-	-	-	-	-	-	-	-	-	-
Di-n-butylphthalate (DBP)	mg/kg	-	-	-	-	-	-	-	-	-	-
4,6-Dinitro-2-methylphenol	mg/kg	-	-	-	-	-	-	-	-	-	-
2,4-Dinitrophenol	mg/kg	-	-	-	-	-	-	-	-	-	-
2,4-Dinitrotoluene	mg/kg	-	-	-	-	-	-	-	-	-	-
2,6-Dinitrotoluene	mg/kg	-	-	-	-	-	-	-	-	-	-
Di-n-octyl phthalate (DnOP)	mg/kg	-	-	-	-	-	-	-	-	-	-
bis(2-Ethylhexyl)phthalate (DEHP)	mg/kg	-	-	-	-	-	-	-	-	-	-
Fluoranthene	mg/kg	-	-	-	-	-	-	-	-	-	-
Fluorene	mg/kg	-	-	-	-	-	-	-	-	-	-
Hexachlorobenzene	mg/kg	-	-	-	-	-	-	-	-	-	-
Hexachlorobutadiene	mg/kg	-	-	-	-	-	-	-	-	-	-
Hexachlorocyclopentadiene	mg/kg	-	-	-	-	-	-	-	-	-	-
Hexachloroethane	mg/kg	-	-	-	-	-	-	-	-	-	-
Indeno(1,2,3-cd)pyrene	mg/kg	-	-	-	-	-	-	-	-	-	-
Isophorone	mg/kg	-	-	-	-	-	-	-	-	-	-
2-Methylnaphthalene	mg/kg	-	-	-	-	-	-	-	-	-	-
2-Methylphenol	mg/kg	-	-	-	-	-	-	-	-	-	-
3&4-Methylphenol	mg/kg	-	-	-	-	-	-	-	-	-	-
4-Methylphenol	mg/kg	-	-	-	-	-	-	-	-	-	-
Naphthalene	mg/kg	-	-	-	-	-	-	-	-	-	-
2-Nitroaniline	mg/kg	-	-	-	-	-	-	-	-	-	-
3-Nitroaniline	mg/kg	-	-	-	-	-	-	-	-	-	-
4-Nitroaniline	mg/kg	-	-	-	-	-	-	-	-	-	-
Nitrobenzene	mg/kg	-	-	-	-	-	-	-	-	-	-
2-Nitrophenol	mg/kg	-	-	-	-	-	-	-	-	-	-
4-Nitrophenol	mg/kg	-	-	-	-	-	-	-	-	-	-
N-Nitrosodi-n-propylamine	mg/kg	-	-	-	-	-	-	-	-	-	-
N-Nitrosodiphenylamine	mg/kg	-	-	-	-	-	-	-	-	-	-
N-Nitrosodimethylamine	mg/kg	-	-	-	-	-	-	-	-	-	-
2,2'-Oxybis(1-chloropropane)	mg/kg	-	-	-	-	-	-	-	-	-	-
Pentachlorophenol	mg/kg	-	-	-	-	-	-	-	-	-	-
Phenanthrene	mg/kg	-	-	-	-	-	-	-	-	-	-
Phenol	mg/kg	-	-	-	-	-	-	-	-	-	-
Pyrene	mg/kg	-	-	-	-	-	-	-	-	-	-
1,2,4-Trichlorobenzene	mg/kg	-	-	-	-	-	-	-	-	-	-
2,4,5-Trichlorophenol	mg/kg	-	-	-	-	-	-	-	-	-	-
2,4,6-Trichlorophenol	mg/kg	-	-	-	-	-	-	-	-	-	-

APPENDIX G.1

SOIL QUALITY DATA
RFI REPORT
FORMER MANUAL TRANSMISSIONS OF MUNCIE FACILITY
MUNCIE, INDIANA

AOI		*AOI 11.6*	*AOI 11.6*	*AOI 11.6*	*AOI 11.6*	*AOI 11.6*	*AOI 11.6*	*AOI 11.6*	*AOI 11.6*	*AOI 11.6*	*AOI 11.6*
Sample Location		*P-10*	*P-11*	*P-10*	*P-11*	*HA-3*	*HA-2P*	*HA-1P*	*HA-1P*	*HA-2P*	*BH-4*
Sample Identification		*171308*	*171309*	*171300*	*171310*	*307738*	*307734*	*307736*	*307737*	*307735*	*SS-17330-110304-TP-010*
Sample Date		*4/11/1995*	*4/11/1995*	*4/11/1995*	*4/11/1995*	*6/8/1995*	*6/8/1995*	*6/8/1995*	*6/8/1995*	*6/8/1995*	*11/3/2004*
Sample Depth		*(5) ft BGS*	*(5) ft BGS*	*(15) ft BGS*	*(15) ft BGS*	*(5) ft BGS*	*(8-12) ft BGS*	*(10) ft BGS*	*(12-15) ft BGS*	*(14-15) ft BGS*	*(7-8) ft BGS*
Sample Type	*Units*	*Duplicate*									
Polychlorinated Biphenyls (PCBs)											
Aroclor-1016 (PCB-1016)	mg/kg	-	-	-	-	-	-	-	-	-	-
Aroclor-1221 (PCB-1221)	mg/kg	-	-	-	-	-	-	-	-	-	-
Aroclor-1232 (PCB-1232)	mg/kg	-	-	-	-	-	-	-	-	-	-
Aroclor-1242 (PCB-1242)	mg/kg	-	-	-	-	-	-	-	-	-	-
Aroclor-1248 (PCB-1248)	mg/kg	-	-	-	-	-	-	-	-	-	-
Aroclor-1254 (PCB-1254)	mg/kg	-	-	-	-	-	-	-	-	-	-
Aroclor-1260 (PCB-1260)	mg/kg	-	-	-	-	-	-	-	-	-	-
Total PCBs	mg/kg	-	-	-	-	-	-	-	-	-	-
Total Petroleum Hydrocarbons (TPH)											
Total Petroleum Hydrocarbons - Diesel	mg/kg	-	-	-	-	10 U	10 U	10 U	10 U	10 U	-
Total Petroleum Hydrocarbons - Gas	mg/kg	-	-	-	-	10 U	10 U	10 U	10 U	10 U	-
Total Petroleum Hydrocarbons - Oil	mg/kg	-	-	-	-	1910	415	473	4460	374	-
Total Petroleum Hydrocarbons	mg/kg	150	110	1.0 U	1.0 U	-	-	-	-	-	-
Total Petroleum Hydrocarbons - Purgeable (GRO)	mg/kg	-	-	-	-	-	-	-	-	-	-
Total Petroleum Hydrocarbons (C10-C20)	mg/kg	-	-	-	-	-	-	-	-	-	-
Total Petroleum Hydrocarbons (C20-C34)	mg/kg	-	-	-	-	-	-	-	-	-	-
Total Petroleum Hydrocarbons (C6-C10) GRO	mg/kg	-	-	-	-	-	-	-	-	-	-
Metals											
Aluminum	mg/kg	-	-	-	-	-	-	-	-	-	-
Antimony	mg/kg	-	-	-	-	-	-	-	-	-	-
Arsenic	mg/kg	-	-	-	-	-	-	-	-	-	-
Barium	mg/kg	-	-	-	-	-	-	-	-	-	-
Beryllium	mg/kg	-	-	-	-	-	-	-	-	-	-
Cadmium	mg/kg	-	-	-	-	-	-	-	-	-	-
Calcium	mg/kg	-	-	-	-	-	-	-	-	-	-
Chromium	mg/kg	-	-	-	-	-	-	-	-	-	-
Chromium VI (hexavalent)	mg/kg	-	-	-	-	-	-	-	-	-	-
Cobalt	mg/kg	-	-	-	-	-	-	-	-	-	-
Copper	mg/kg	-	-	-	-	-	-	-	-	-	-
Iron	mg/kg	-	-	-	-	-	-	-	-	-	-
Lead	mg/kg	-	-	-	-	-	-	-	-	-	-
Magnesium	mg/kg	-	-	-	-	-	-	-	-	-	-
Manganese	mg/kg	-	-	-	-	-	-	-	-	-	-
Mercury	mg/kg	-	-	-	-	-	-	-	-	-	-
Nickel	mg/kg	-	-	-	-	-	-	-	-	-	-
Potassium	mg/kg	-	-	-	-	-	-	-	-	-	-
Selenium	mg/kg	-	-	-	-	-	-	-	-	-	-
Silver	mg/kg	-	-	-	-	-	-	-	-	-	-
Sodium	mg/kg	-	-	-	-	-	-	-	-	-	-
Thallium	mg/kg	-	-	-	-	-	-	-	-	-	-
Vanadium	mg/kg	-	-	-	-	-	-	-	-	-	-
Zinc	mg/kg	-	-	-	-	-	-	-	-	-	-

APPENDIX G.1

SOIL QUALITY DATA
RFI REPORT
FORMER MANUAL TRANSMISSIONS OF MUNCIE FACILITY
MUNCIE, INDIANA

AOI		*AOI 11.6*	*AOI 11.6*	*AOI 11.6*	*AOI 11.6*	*AOI 11.6*	*AOI 11.6*	*AOI 11.6*	*AOI 11.6*	*AOI 11.6*	*AOI 11.6*
Sample Location		*P-10*	*P-11*	*P-10*	*P-11*	*HA-3*	*HA-2P*	*HA-1P*	*HA-1P*	*HA-2P*	*BH-4*
Sample Identification		*171308*	*171309*	*171300*	*171310*	*307738*	*307734*	*307736*	*307737*	*307735*	*SS-17330-110304-TP-010*
Sample Date		*4/11/1995*	*4/11/1995*	*4/11/1995*	*4/11/1995*	*6/8/1995*	*6/8/1995*	*6/8/1995*	*6/8/1995*	*6/8/1995*	*11/3/2004*
Sample Depth		*(5) ft BGS*	*(5) ft BGS*	*(15) ft BGS*	*(15) ft BGS*	*(5) ft BGS*	*(8-12) ft BGS*	*(10) ft BGS*	*(12-15) ft BGS*	*(14-15) ft BGS*	*(7-8) ft BGS*
Sample Type	*Units*	*Duplicate*									
General Chemistry											
Carbonate (as CaCO3)	mg/kg	-	-	-	-	-	-	-	-	-	-
Chloride	mg/kg	-	-	-	-	-	-	-	-	-	-
Chloride	s.u.	-	-	-	-	-	-	-	-	-	-
Cyanide (total)	mg/kg	-	-	-	-	-	-	-	-	-	-
N-Hexane extractable material	mg/kg	-	-	-	-	-	-	-	-	-	404 U
Percent moisture	%	-	-	-	-	-	-	-	-	-	-
pH	s.u.	-	-	-	-	-	-	-	-	-	-
Saturated aliphatic hydrocarbons	mg/kg	-	-	-	-	-	-	-	-	-	-
Sulfate	mg/kg	-	-	-	-	-	-	-	-	-	-
Total solids	%	86	85	90	90	-	-	-	-	-	81.8

Notes
mg/kg - Milligrams per kilogram
"-" - No value
U - Not detected at the associated reporting limit
J - Estimated concentration
UJ - Not detected; associated reporting limit is estimated
R - Rejected
s.u. - Standard units
nc - No criteria
ND - Non Detect (calculation)
BOLD[abc] Concentration exceeds associated screening level
IDEM Appendix A: Screening Levels Remedation Closure Guide - March 25, 2014
a - Exceeds IDEM residential migration to ground water screening levels
b - Exceeds IDEM commercial/industrial direct contact screening levels
c - Exceeds IDEM excavation direct contact screening levels

APPENDIX G.1

SOIL QUALITY DATA
RFI REPORT
FORMER MANUAL TRANSMISSIONS OF MUNCIE FACILITY
MUNCIE, INDIANA

AOI		*AOI 11.6*	*AOI 11.6*	*AOI 11.6*	*AOI 11.6*	*AOI 11.6*	*AOI 11.6*
Sample Location		*BH-4*	*BH-5*	*BH-1*	*BH-2*	*BH-3*	*BH-6*
Sample Identification		*SS-17330-110304-TP-011*	*SS-17330-110304-TP-013*	*SS-17330-110304-TP-003*	*SS-17330-110304-TP-001*	*SS-17330-110304-TP-005*	*SS-17330-110304-TP-008*
Sample Date		*11/3/2004*	*11/3/2004*	*11/3/2004*	*11/3/2004*	*11/3/2004*	*11/3/2004*
Sample Depth		*(7-8) ft BGS*	*(7-8) ft BGS*	*(8-10) ft BGS*	*(8-10) ft BGS*	*(8-10) ft BGS*	*(8-9) ft BGS*
Sample Type	*Units*	*Duplicate*					
Volatile Organic Compounds (VOCs)							
Acetone	mg/kg	-	-	-	-	-	-
Benzene	mg/kg	0.0054 U	0.0045 U	0.0061 U	0.015	0.003 J	0.006 U
Benzyl alcohol	mg/kg	-	-	-	-	-	-
Bromodichloromethane	mg/kg	-	-	-	-	-	-
Bromoform	mg/kg	-	-	-	-	-	-
Bromomethane (Methyl bromide)	mg/kg	-	-	-	-	-	-
2-Butanone (Methyl ethyl ketone) (MEK)	mg/kg	-	-	-	-	-	-
Carbon disulfide	mg/kg	-	-	-	-	-	-
Carbon tetrachloride	mg/kg	-	-	-	-	-	-
4-Chloroaniline	mg/kg	-	-	-	-	-	-
Chlorobenzene	mg/kg	-	-	-	-	-	-
Chloroethane	mg/kg	-	-	-	-	-	-
2-Chloroethyl vinyl ether	mg/kg	-	-	-	-	-	-
Chloroform (Trichloromethane)	mg/kg	-	-	-	-	-	-
Chloromethane (Methyl chloride)	mg/kg	-	-	-	-	-	-
Cyclohexane	mg/kg	-	-	-	-	-	-
Dibenzofuran	mg/kg	-	-	-	-	-	-
1,2-Dibromo-3-chloropropane (DBCP)	mg/kg	-	-	-	-	-	-
Dibromochloromethane	mg/kg	-	-	-	-	-	-
1,2-Dibromoethane (Ethylene dibromide)	mg/kg	-	-	-	-	-	-
1,2-Dichlorobenzene	mg/kg	-	-	-	-	-	-
1,3-Dichlorobenzene	mg/kg	-	-	-	-	-	-
1,4-Dichlorobenzene	mg/kg	-	-	-	-	-	-
Dichlorodifluoromethane (CFC-12)	mg/kg	-	-	-	-	-	-
Dichloroethane	mg/kg	-	-	-	-	-	-
1,1-Dichloroethane	mg/kg	-	-	-	-	-	-
1,2-Dichloroethane	mg/kg	-	-	-	-	-	-
Dichloroethene	mg/kg	-	-	-	-	-	-
1,2-Dichloroethene (total)	mg/kg	-	-	-	-	-	-
1,1-Dichloroethene	mg/kg	-	-	-	-	-	-
cis-1,2-Dichloroethene	mg/kg	-	-	-	-	-	-
trans-1,2-Dichloroethene	mg/kg	-	-	-	-	-	-
1,2-Dichloropropane	mg/kg	-	-	-	-	-	-
cis-1,3-Dichloropropene	mg/kg	-	-	-	-	-	-
trans-1,3-Dichloropropene	mg/kg	-	-	-	-	-	-
Ethylbenzene	mg/kg	0.0054 U	0.0045 U	0.0012 J	0.002 J	0.0062 U	0.006 U
2-Hexanone	mg/kg	-	-	-	-	-	-
Isopropyl benzene	mg/kg	-	-	-	-	-	-
Methyl acetate	mg/kg	-	-	-	-	-	-
Methyl cyclohexane	mg/kg	-	-	-	-	-	-
Methyl tert butyl ether (MTBE)	mg/kg	0.021 U	0.018 U	0.024 U	0.023 U	0.025 U	0.024 U
4-Methyl-2-pentanone (MIBK)	mg/kg	-	-	-	-	-	-
Methylene chloride	mg/kg	-	-	-	-	-	-
Styrene	mg/kg	-	-	-	-	-	-
1,1,2,2-Tetrachloroethane	mg/kg	-	-	-	-	-	-
Tetrachloroethene	mg/kg	-	-	-	-	-	-

APPENDIX G.1

SOIL QUALITY DATA
RFI REPORT
FORMER MANUAL TRANSMISSIONS OF MUNCIE FACILITY
MUNCIE, INDIANA

AOI		*AOI 11.6*	*AOI 11.6*	*AOI 11.6*	*AOI 11.6*	*AOI 11.6*	*AOI 11.6*
Sample Location		*BH-4*	*BH-5*	*BH-1*	*BH-2*	*BH-3*	*BH-6*
Sample Identification		*SS-17330-110304-TP-011*	*SS-17330-110304-TP-013*	*SS-17330-110304-TP-003*	*SS-17330-110304-TP-001*	*SS-17330-110304-TP-005*	*SS-17330-110304-TP-008*
Sample Date		*11/3/2004*	*11/3/2004*	*11/3/2004*	*11/3/2004*	*11/3/2004*	*11/3/2004*
Sample Depth		*(7-8) ft BGS*	*(7-8) ft BGS*	*(8-10) ft BGS*	*(8-10) ft BGS*	*(8-10) ft BGS*	*(8-9) ft BGS*
Sample Type	*Units*	*Duplicate*					
VOCs (Continued)							
Toluene	mg/kg	0.0054 U	0.0045 U	0.00069 J	0.0013 J	0.00038 J	0.006 U
1,2,4-Trichlorobenzene	mg/kg	-	-	-	-	-	-
Trichloroethane	mg/kg	-	-	-	-	-	-
1,1,1-Trichloroethane	mg/kg	-	-	-	-	-	-
1,1,2-Trichloroethane	mg/kg	-	-	-	-	-	-
Trichloroethene	mg/kg	-	-	-	-	-	-
Trichlorofluoromethane (CFC-11)	mg/kg	-	-	-	-	-	-
Trifluorotrichloroethane (Freon 113)	mg/kg	-	-	-	-	-	-
Vinyl acetate	mg/kg	-	-	-	-	-	-
Vinyl chloride	mg/kg	-	-	-	-	-	-
Xylenes (total)	mg/kg	0.011 U	0.009 U	0.011 J	0.03	0.0037 J	0.012 U
Semi-Volatile Organic Compounds (SVOCs)							
Acenaphthene	mg/kg	-	-	-	-	-	-
Acenaphthylene	mg/kg	-	-	-	-	-	-
Acetophenone	mg/kg	-	-	-	-	-	-
Anthracene	mg/kg	-	-	-	-	-	-
Atrazine	mg/kg	-	-	-	-	-	-
Benzaldehyde	mg/kg	-	-	-	-	-	-
Benzo(a)anthracene	mg/kg	-	-	-	-	-	-
Benzo(a)pyrene	mg/kg	-	-	-	-	-	-
Benzo(b)fluoranthene	mg/kg	-	-	-	-	-	-
Benzo(g,h,i)perylene	mg/kg	-	-	-	-	-	-
Benzo(k)fluoranthene	mg/kg	-	-	-	-	-	-
Benzoic acid	mg/kg	-	-	-	-	-	-
Biphenyl (1,1-Biphenyl)	mg/kg	-	-	-	-	-	-
4-Bromophenyl phenyl ether	mg/kg	-	-	-	-	-	-
Butyl benzylphthalate (BBP)	mg/kg	-	-	-	-	-	-
Caprolactam	mg/kg	-	-	-	-	-	-
Carbazole	mg/kg	-	-	-	-	-	-
4-Chloro-3-methylphenol	mg/kg	-	-	-	-	-	-
4-Chloroaniline	mg/kg	-	-	-	-	-	-
bis(2-Chloroethoxy)methane	mg/kg	-	-	-	-	-	-
bis(2-Chloroethyl)ether	mg/kg	-	-	-	-	-	-
2-Chloronaphthalene	mg/kg	-	-	-	-	-	-
2-Chlorophenol	mg/kg	-	-	-	-	-	-
4-Chlorophenyl phenyl ether	mg/kg	-	-	-	-	-	-
Chrysene	mg/kg	-	-	-	-	-	-
Dibenz(a,h)anthracene	mg/kg	-	-	-	-	-	-
Dibenzofuran	mg/kg	-	-	-	-	-	-
1,2-Dichlorobenzene	mg/kg	-	-	-	-	-	-
1,3-Dichlorobenzene	mg/kg	-	-	-	-	-	-
1,4-Dichlorobenzene	mg/kg	-	-	-	-	-	-
3,3'-Dichlorobenzidine	mg/kg	-	-	-	-	-	-
2,4-Dichlorophenol	mg/kg	-	-	-	-	-	-
Diethyl phthalate	mg/kg	-	-	-	-	-	-

APPENDIX G.1

SOIL QUALITY DATA
RFI REPORT
FORMER MANUAL TRANSMISSIONS OF MUNCIE FACILITY
MUNCIE, INDIANA

AOI		*AOI 11.6*	*AOI 11.6*	*AOI 11.6*	*AOI 11.6*	*AOI 11.6*	*AOI 11.6*
Sample Location		*BH-4*	*BH-5*	*BH-1*	*BH-2*	*BH-3*	*BH-6*
Sample Identification		*SS-17330-110304-TP-011*	*SS-17330-110304-TP-013*	*SS-17330-110304-TP-003*	*SS-17330-110304-TP-001*	*SS-17330-110304-TP-005*	*SS-17330-110304-TP-008*
Sample Date		*11/3/2004*	*11/3/2004*	*11/3/2004*	*11/3/2004*	*11/3/2004*	*11/3/2004*
Sample Depth		*(7-8) ft BGS*	*(7-8) ft BGS*	*(8-10) ft BGS*	*(8-10) ft BGS*	*(8-10) ft BGS*	*(8-9) ft BGS*
Sample Type	*Units*	*Duplicate*					
SVOCs (Continued)							
Dimethyl phthalate	mg/kg	-	-	-	-	-	-
2,4-Dimethylphenol	mg/kg	-	-	-	-	-	-
Di-n-butylphthalate (DBP)	mg/kg	-	-	-	-	-	-
4,6-Dinitro-2-methylphenol	mg/kg	-	-	-	-	-	-
2,4-Dinitrophenol	mg/kg	-	-	-	-	-	-
2,4-Dinitrotoluene	mg/kg	-	-	-	-	-	-
2,6-Dinitrotoluene	mg/kg	-	-	-	-	-	-
Di-n-octyl phthalate (DnOP)	mg/kg	-	-	-	-	-	-
bis(2-Ethylhexyl)phthalate (DEHP)	mg/kg	-	-	-	-	-	-
Fluoranthene	mg/kg	-	-	-	-	-	-
Fluorene	mg/kg	-	-	-	-	-	-
Hexachlorobenzene	mg/kg	-	-	-	-	-	-
Hexachlorobutadiene	mg/kg	-	-	-	-	-	-
Hexachlorocyclopentadiene	mg/kg	-	-	-	-	-	-
Hexachloroethane	mg/kg	-	-	-	-	-	-
Indeno(1,2,3-cd)pyrene	mg/kg	-	-	-	-	-	-
Isophorone	mg/kg	-	-	-	-	-	-
2-Methylnaphthalene	mg/kg	-	-	-	-	-	-
2-Methylphenol	mg/kg	-	-	-	-	-	-
3&4-Methylphenol	mg/kg	-	-	-	-	-	-
4-Methylphenol	mg/kg	-	-	-	-	-	-
Naphthalene	mg/kg	-	-	-	-	-	-
2-Nitroaniline	mg/kg	-	-	-	-	-	-
3-Nitroaniline	mg/kg	-	-	-	-	-	-
4-Nitroaniline	mg/kg	-	-	-	-	-	-
Nitrobenzene	mg/kg	-	-	-	-	-	-
2-Nitrophenol	mg/kg	-	-	-	-	-	-
4-Nitrophenol	mg/kg	-	-	-	-	-	-
N-Nitrosodi-n-propylamine	mg/kg	-	-	-	-	-	-
N-Nitrosodiphenylamine	mg/kg	-	-	-	-	-	-
N-Nitrosodimethylamine	mg/kg	-	-	-	-	-	-
2,2'-Oxybis(1-chloropropane)	mg/kg	-	-	-	-	-	-
Pentachlorophenol	mg/kg	-	-	-	-	-	-
Phenanthrene	mg/kg	-	-	-	-	-	-
Phenol	mg/kg	-	-	-	-	-	-
Pyrene	mg/kg	-	-	-	-	-	-
1,2,4-Trichlorobenzene	mg/kg	-	-	-	-	-	-
2,4,5-Trichlorophenol	mg/kg	-	-	-	-	-	-
2,4,6-Trichlorophenol	mg/kg	-	-	-	-	-	-

APPENDIX G.1

SOIL QUALITY DATA
RFI REPORT
FORMER MANUAL TRANSMISSIONS OF MUNCIE FACILITY
MUNCIE, INDIANA

AOI		*AOI 11.6*	*AOI 11.6*	*AOI 11.6*	*AOI 11.6*	*AOI 11.6*	*AOI 11.6*
Sample Location		*BH-4*	*BH-5*	*BH-1*	*BH-2*	*BH-3*	*BH-6*
Sample Identification		*SS-17330-110304-TP-011*	*SS-17330-110304-TP-013*	*SS-17330-110304-TP-003*	*SS-17330-110304-TP-001*	*SS-17330-110304-TP-005*	*SS-17330-110304-TP-008*
Sample Date		*11/3/2004*	*11/3/2004*	*11/3/2004*	*11/3/2004*	*11/3/2004*	*11/3/2004*
Sample Depth		*(7-8) ft BGS*	*(7-8) ft BGS*	*(8-10) ft BGS*	*(8-10) ft BGS*	*(8-10) ft BGS*	*(8-9) ft BGS*
Sample Type	*Units*	*Duplicate*					
Polychlorinated Biphenyls (PCBs)							
Aroclor-1016 (PCB-1016)	mg/kg	-	-	-	-	-	-
Aroclor-1221 (PCB-1221)	mg/kg	-	-	-	-	-	-
Aroclor-1232 (PCB-1232)	mg/kg	-	-	-	-	-	-
Aroclor-1242 (PCB-1242)	mg/kg	-	-	-	-	-	-
Aroclor-1248 (PCB-1248)	mg/kg	-	-	-	-	-	-
Aroclor-1254 (PCB-1254)	mg/kg	-	-	-	-	-	-
Aroclor-1260 (PCB-1260)	mg/kg	-	-	-	-	-	-
Total PCBs	mg/kg	-	-	-	-	-	-
Total Petroleum Hydrocarbons (TPH)							
Total Petroleum Hydrocarbons - Diesel	mg/kg	-	-	-	-	-	-
Total Petroleum Hydrocarbons - Gas	mg/kg	-	-	-	-	-	-
Total Petroleum Hydrocarbons - Oil	mg/kg	-	-	-	-	-	-
Total Petroleum Hydrocarbons	mg/kg	-	-	-	-	-	-
Total Petroleum Hydrocarbons - Purgeable (GRO)	mg/kg	-	-	-	-	-	-
Total Petroleum Hydrocarbons (C10-C20)	mg/kg	-	-	-	-	-	-
Total Petroleum Hydrocarbons (C20-C34)	mg/kg	-	-	-	-	-	-
Total Petroleum Hydrocarbons (C6-C10) GRO	mg/kg	-	-	-	-	-	-
Metals							
Aluminum	mg/kg	-	-	-	-	-	-
Antimony	mg/kg	-	-	-	-	-	-
Arsenic	mg/kg	-	-	-	-	-	-
Barium	mg/kg	-	-	-	-	-	-
Beryllium	mg/kg	-	-	-	-	-	-
Cadmium	mg/kg	-	-	-	-	-	-
Calcium	mg/kg	-	-	-	-	-	-
Chromium	mg/kg	-	-	-	-	-	-
Chromium VI (hexavalent)	mg/kg	-	-	-	-	-	-
Cobalt	mg/kg	-	-	-	-	-	-
Copper	mg/kg	-	-	-	-	-	-
Iron	mg/kg	-	-	-	-	-	-
Lead	mg/kg	-	-	-	-	-	-
Magnesium	mg/kg	-	-	-	-	-	-
Manganese	mg/kg	-	-	-	-	-	-
Mercury	mg/kg	-	-	-	-	-	-
Nickel	mg/kg	-	-	-	-	-	-
Potassium	mg/kg	-	-	-	-	-	-
Selenium	mg/kg	-	-	-	-	-	-
Silver	mg/kg	-	-	-	-	-	-
Sodium	mg/kg	-	-	-	-	-	-
Thallium	mg/kg	-	-	-	-	-	-
Vanadium	mg/kg	-	-	-	-	-	-
Zinc	mg/kg	-	-	-	-	-	-

APPENDIX G.1

SOIL QUALITY DATA
RFI REPORT
FORMER MANUAL TRANSMISSIONS OF MUNCIE FACILITY
MUNCIE, INDIANA

AOI		***AOI 11.6***	***AOI 11.6***	***AOI 11.6***	***AOI 11.6***	***AOI 11.6***	***AOI 11.6***
Sample Location		***BH-4***	***BH-5***	***BH-1***	***BH-2***	***BH-3***	***BH-6***
Sample Identification		***SS-17330-110304-TP-011***	***SS-17330-110304-TP-013***	***SS-17330-110304-TP-003***	***SS-17330-110304-TP-001***	***SS-17330-110304-TP-005***	***SS-17330-110304-TP-008***
Sample Date		***11/3/2004***	***11/3/2004***	***11/3/2004***	***11/3/2004***	***11/3/2004***	***11/3/2004***
Sample Depth		***(7-8) ft BGS***	***(7-8) ft BGS***	***(8-10) ft BGS***	***(8-10) ft BGS***	***(8-10) ft BGS***	***(8-9) ft BGS***
Sample Type	***Units***	***Duplicate***					
General Chemistry							
Carbonate (as CaCO3)	mg/kg	-	-	-	-	-	-
Chloride	mg/kg	-	-	-	-	-	-
Chloride	s.u.	-	-	-	-	-	-
Cyanide (total)	mg/kg	-	-	-	-	-	-
N-Hexane extractable material	mg/kg	398 U	367 U	785	344 J	573	405 U
Percent moisture	%	-	-	-	-	-	-
pH	s.u.	-	-	-	-	-	-
Saturated aliphatic hydrocarbons	mg/kg	-	-	-	-	-	-
Sulfate	mg/kg	-	-	-	-	-	-
Total solids	%	82.9	89.8	78.9	79.5	77.3	81.6

Notes
mg/kg - Milligrams per kilogram
"-" - No value
U - Not detected at the associated reporting limit
J - Estimated concentration
UJ - Not detected; associated reporting limit is estimated
R - Rejected
s.u. - Standard units
nc - No criteria
ND - Non Detect (calculation)
BOLD[abc] Concentration exceeds associated screening level
IDEM Appendix A: Screening Levels Remedation Closure Guide - March 25, 2014
a - Exceeds IDEM residential migration to ground water screening levels
b - Exceeds IDEM commercial/industrial direct contact screening levels
c - Exceeds IDEM excavation direct contact screening levels

APPENDIX G.1

SOIL QUALITY DATA
RFI REPORT
FORMER MANUAL TRANSMISSIONS OF MUNCIE FACILITY
MUNCIE, INDIANA

AOI		*AOI 11.6*	*AOI 11.6*	*AOI 11.6*	*AOI 11.6*	*AOI 11.6*	*AOI 11.6*
Sample Location		*BH-3*	*BH-1*	*BH-2*	*BH-18*	*BH-19*	*BH-19*
Sample Identification		*SS-17330-110304-TP-006*	*SS-17330-110304-TP-004*	*SS-17330-110304-TP-002*	*S-017330-072005-TP-012*	*S-017330-072005-TP-014*	*S-017330-072005-TP-015*
Sample Date		*11/3/2004*	*11/3/2004*	*11/3/2004*	*7/20/2005*	*7/20/2005*	*7/20/2005*
Sample Depth		*(10-12) ft BGS*	*(11-12) ft BGS*	*(12-13) ft BGS*	*(6-8) ft BGS*	*(10-12) ft BGS*	*(10-12) ft BGS*
Sample Type	*Units*						*Duplicate*
Volatile Organic Compounds (VOCs)							
Acetone	mg/kg	-	-	-	-	-	-
Benzene	mg/kg	0.01	0.0054 U	0.0041 U	0.00055 J	0.0056 U	0.0045 U
Benzyl alcohol	mg/kg	-	-	-	-	-	-
Bromodichloromethane	mg/kg	-	-	-	-	-	-
Bromoform	mg/kg	-	-	-	-	-	-
Bromomethane (Methyl bromide)	mg/kg	-	-	-	-	-	-
2-Butanone (Methyl ethyl ketone) (MEK)	mg/kg	-	-	-	-	-	-
Carbon disulfide	mg/kg	-	-	-	-	-	-
Carbon tetrachloride	mg/kg	-	-	-	-	-	-
4-Chloroaniline	mg/kg	-	-	-	-	-	-
Chlorobenzene	mg/kg	-	-	-	-	-	-
Chloroethane	mg/kg	-	-	-	-	-	-
2-Chloroethyl vinyl ether	mg/kg	-	-	-	-	-	-
Chloroform (Trichloromethane)	mg/kg	-	-	-	-	-	-
Chloromethane (Methyl chloride)	mg/kg	-	-	-	-	-	-
Cyclohexane	mg/kg	-	-	-	-	-	-
Dibenzofuran	mg/kg	-	-	-	-	-	-
1,2-Dibromo-3-chloropropane (DBCP)	mg/kg	-	-	-	-	-	-
Dibromochloromethane	mg/kg	-	-	-	-	-	-
1,2-Dibromoethane (Ethylene dibromide)	mg/kg	-	-	-	-	-	-
1,2-Dichlorobenzene	mg/kg	-	-	-	-	-	-
1,3-Dichlorobenzene	mg/kg	-	-	-	-	-	-
1,4-Dichlorobenzene	mg/kg	-	-	-	-	-	-
Dichlorodifluoromethane (CFC-12)	mg/kg	-	-	-	-	-	-
Dichloroethane	mg/kg	-	-	-	-	-	-
1,1-Dichloroethane	mg/kg	-	-	-	-	-	-
1,2-Dichloroethane	mg/kg	-	-	-	-	-	-
Dichloroethene	mg/kg	-	-	-	-	-	-
1,2-Dichloroethene (total)	mg/kg	-	-	-	-	-	-
1,1-Dichloroethene	mg/kg	-	-	-	-	-	-
cis-1,2-Dichloroethene	mg/kg	-	-	-	-	-	-
trans-1,2-Dichloroethene	mg/kg	-	-	-	-	-	-
1,2-Dichloropropane	mg/kg	-	-	-	-	-	-
cis-1,3-Dichloropropene	mg/kg	-	-	-	-	-	-
trans-1,3-Dichloropropene	mg/kg	-	-	-	-	-	-
Ethylbenzene	mg/kg	0.0021 J	0.0054 U	0.0041 UJ	0.0015 J	0.0056 UJ	0.0045 U
2-Hexanone	mg/kg	-	-	-	-	-	-
Isopropyl benzene	mg/kg	-	-	-	-	-	-
Methyl acetate	mg/kg	-	-	-	-	-	-
Methyl cyclohexane	mg/kg	-	-	-	-	-	-
Methyl tert butyl ether (MTBE)	mg/kg	0.021 U	0.022 U	0.016 U	0.02 U	0.022 U	0.018 U
4-Methyl-2-pentanone (MIBK)	mg/kg	-	-	-	-	-	-
Methylene chloride	mg/kg	-	-	-	-	-	-
Styrene	mg/kg	-	-	-	-	-	-
1,1,2,2-Tetrachloroethane	mg/kg	-	-	-	-	-	-
Tetrachloroethene	mg/kg	-	-	-	-	-	-

APPENDIX G.1

SOIL QUALITY DATA
RFI REPORT
FORMER MANUAL TRANSMISSIONS OF MUNCIE FACILITY
MUNCIE, INDIANA

AOI		*AOI 11.6*	*AOI 11.6*	*AOI 11.6*	*AOI 11.6*	*AOI 11.6*	*AOI 11.6*
Sample Location		*BH-3*	*BH-1*	*BH-2*	*BH-18*	*BH-19*	*BH-19*
Sample Identification		*SS-17330-110304-TP-006*	*SS-17330-110304-TP-004*	*SS-17330-110304-TP-002*	*S-017330-072005-TP-012*	*S-017330-072005-TP-014*	*S-017330-072005-TP-015*
Sample Date		*11/3/2004*	*11/3/2004*	*11/3/2004*	*7/20/2005*	*7/20/2005*	*7/20/2005*
Sample Depth		*(10-12) ft BGS*	*(11-12) ft BGS*	*(12-13) ft BGS*	*(6-8) ft BGS*	*(10-12) ft BGS*	*(10-12) ft BGS*
Sample Type	*Units*						*Duplicate*
VOCs (Continued)							
Toluene	mg/kg	0.0016 J	0.0054 U	0.0004 J	0.00045 J	0.00041 J	0.0045 U
1,2,4-Trichlorobenzene	mg/kg	-	-	-	-	-	-
Trichloroethane	mg/kg	-	-	-	-	-	-
1,1,1-Trichloroethane	mg/kg	-	-	-	-	-	-
1,1,2-Trichloroethane	mg/kg	-	-	-	-	-	-
Trichloroethene	mg/kg	-	-	-	-	-	-
Trichlorofluoromethane (CFC-11)	mg/kg	-	-	-	-	-	-
Trifluorotrichloroethane (Freon 113)	mg/kg	-	-	-	-	-	-
Vinyl acetate	mg/kg	-	-	-	-	-	-
Vinyl chloride	mg/kg	-	-	-	-	-	-
Xylenes (total)	mg/kg	0.019	0.0013 J	0.0081 UJ	0.0023 J	0.011 UJ	0.0089 U
Semi-Volatile Organic Compounds (SVOCs)							
Acenaphthene	mg/kg	-	-	-	-	-	-
Acenaphthylene	mg/kg	-	-	-	-	-	-
Acetophenone	mg/kg	-	-	-	-	-	-
Anthracene	mg/kg	-	-	-	-	-	-
Atrazine	mg/kg	-	-	-	-	-	-
Benzaldehyde	mg/kg	-	-	-	-	-	-
Benzo(a)anthracene	mg/kg	-	-	-	-	-	-
Benzo(a)pyrene	mg/kg	-	-	-	-	-	-
Benzo(b)fluoranthene	mg/kg	-	-	-	-	-	-
Benzo(g,h,i)perylene	mg/kg	-	-	-	-	-	-
Benzo(k)fluoranthene	mg/kg	-	-	-	-	-	-
Benzoic acid	mg/kg	-	-	-	-	-	-
Biphenyl (1,1-Biphenyl)	mg/kg	-	-	-	-	-	-
4-Bromophenyl phenyl ether	mg/kg	-	-	-	-	-	-
Butyl benzylphthalate (BBP)	mg/kg	-	-	-	-	-	-
Caprolactam	mg/kg	-	-	-	-	-	-
Carbazole	mg/kg	-	-	-	-	-	-
4-Chloro-3-methylphenol	mg/kg	-	-	-	-	-	-
4-Chloroaniline	mg/kg	-	-	-	-	-	-
bis(2-Chloroethoxy)methane	mg/kg	-	-	-	-	-	-
bis(2-Chloroethyl)ether	mg/kg	-	-	-	-	-	-
2-Chloronaphthalene	mg/kg	-	-	-	-	-	-
2-Chlorophenol	mg/kg	-	-	-	-	-	-
4-Chlorophenyl phenyl ether	mg/kg	-	-	-	-	-	-
Chrysene	mg/kg	-	-	-	-	-	-
Dibenz(a,h)anthracene	mg/kg	-	-	-	-	-	-
Dibenzofuran	mg/kg	-	-	-	-	-	-
1,2-Dichlorobenzene	mg/kg	-	-	-	-	-	-
1,3-Dichlorobenzene	mg/kg	-	-	-	-	-	-
1,4-Dichlorobenzene	mg/kg	-	-	-	-	-	-
3,3'-Dichlorobenzidine	mg/kg	-	-	-	-	-	-
2,4-Dichlorophenol	mg/kg	-	-	-	-	-	-
Diethyl phthalate	mg/kg	-	-	-	-	-	-

APPENDIX G.1

SOIL QUALITY DATA
RFI REPORT
FORMER MANUAL TRANSMISSIONS OF MUNCIE FACILITY
MUNCIE, INDIANA

AOI		*AOI 11.6*	*AOI 11.6*	*AOI 11.6*	*AOI 11.6*	*AOI 11.6*	*AOI 11.6*
Sample Location		*BH-3*	*BH-1*	*BH-2*	*BH-18*	*BH-19*	*BH-19*
Sample Identification		*SS-17330-110304-TP-006*	*SS-17330-110304-TP-004*	*SS-17330-110304-TP-002*	*S-017330-072005-TP-012*	*S-017330-072005-TP-014*	*S-017330-072005-TP-015*
Sample Date		*11/3/2004*	*11/3/2004*	*11/3/2004*	*7/20/2005*	*7/20/2005*	*7/20/2005*
Sample Depth		*(10-12) ft BGS*	*(11-12) ft BGS*	*(12-13) ft BGS*	*(6-8) ft BGS*	*(10-12) ft BGS*	*(10-12) ft BGS*
Sample Type	*Units*						*Duplicate*
SVOCs (Continued)							
Dimethyl phthalate	mg/kg	-	-	-	-	-	-
2,4-Dimethylphenol	mg/kg	-	-	-	-	-	-
Di-n-butylphthalate (DBP)	mg/kg	-	-	-	-	-	-
4,6-Dinitro-2-methylphenol	mg/kg	-	-	-	-	-	-
2,4-Dinitrophenol	mg/kg	-	-	-	-	-	-
2,4-Dinitrotoluene	mg/kg	-	-	-	-	-	-
2,6-Dinitrotoluene	mg/kg	-	-	-	-	-	-
Di-n-octyl phthalate (DnOP)	mg/kg	-	-	-	-	-	-
bis(2-Ethylhexyl)phthalate (DEHP)	mg/kg	-	-	-	-	-	-
Fluoranthene	mg/kg	-	-	-	-	-	-
Fluorene	mg/kg	-	-	-	-	-	-
Hexachlorobenzene	mg/kg	-	-	-	-	-	-
Hexachlorobutadiene	mg/kg	-	-	-	-	-	-
Hexachlorocyclopentadiene	mg/kg	-	-	-	-	-	-
Hexachloroethane	mg/kg	-	-	-	-	-	-
Indeno(1,2,3-cd)pyrene	mg/kg	-	-	-	-	-	-
Isophorone	mg/kg	-	-	-	-	-	-
2-Methylnaphthalene	mg/kg	-	-	-	-	-	-
2-Methylphenol	mg/kg	-	-	-	-	-	-
3&4-Methylphenol	mg/kg	-	-	-	-	-	-
4-Methylphenol	mg/kg	-	-	-	-	-	-
Naphthalene	mg/kg	-	-	-	-	-	-
2-Nitroaniline	mg/kg	-	-	-	-	-	-
3-Nitroaniline	mg/kg	-	-	-	-	-	-
4-Nitroaniline	mg/kg	-	-	-	-	-	-
Nitrobenzene	mg/kg	-	-	-	-	-	-
2-Nitrophenol	mg/kg	-	-	-	-	-	-
4-Nitrophenol	mg/kg	-	-	-	-	-	-
N-Nitrosodi-n-propylamine	mg/kg	-	-	-	-	-	-
N-Nitrosodiphenylamine	mg/kg	-	-	-	-	-	-
N-Nitrosodimethylamine	mg/kg	-	-	-	-	-	-
2,2'-Oxybis(1-chloropropane)	mg/kg	-	-	-	-	-	-
Pentachlorophenol	mg/kg	-	-	-	-	-	-
Phenanthrene	mg/kg	-	-	-	-	-	-
Phenol	mg/kg	-	-	-	-	-	-
Pyrene	mg/kg	-	-	-	-	-	-
1,2,4-Trichlorobenzene	mg/kg	-	-	-	-	-	-
2,4,5-Trichlorophenol	mg/kg	-	-	-	-	-	-
2,4,6-Trichlorophenol	mg/kg	-	-	-	-	-	-

APPENDIX G.1

SOIL QUALITY DATA
RFI REPORT
FORMER MANUAL TRANSMISSIONS OF MUNCIE FACILITY
MUNCIE, INDIANA

AOI		*AOI 11.6*	*AOI 11.6*	*AOI 11.6*	*AOI 11.6*	*AOI 11.6*	*AOI 11.6*
Sample Location		*BH-3*	*BH-1*	*BH-2*	*BH-18*	*BH-19*	*BH-19*
Sample Identification		*SS-17330-110304-TP-006*	*SS-17330-110304-TP-004*	*SS-17330-110304-TP-002*	*S-017330-072005-TP-012*	*S-017330-072005-TP-014*	*S-017330-072005-TP-015*
Sample Date		*11/3/2004*	*11/3/2004*	*11/3/2004*	*7/20/2005*	*7/20/2005*	*7/20/2005*
Sample Depth		*(10-12) ft BGS*	*(11-12) ft BGS*	*(12-13) ft BGS*	*(6-8) ft BGS*	*(10-12) ft BGS*	*(10-12) ft BGS*
Sample Type	*Units*						*Duplicate*
Polychlorinated Biphenyls (PCBs)							
Aroclor-1016 (PCB-1016)	mg/kg	-	-	-	-	-	-
Aroclor-1221 (PCB-1221)	mg/kg	-	-	-	-	-	-
Aroclor-1232 (PCB-1232)	mg/kg	-	-	-	-	-	-
Aroclor-1242 (PCB-1242)	mg/kg	-	-	-	-	-	-
Aroclor-1248 (PCB-1248)	mg/kg	-	-	-	-	-	-
Aroclor-1254 (PCB-1254)	mg/kg	-	-	-	-	-	-
Aroclor-1260 (PCB-1260)	mg/kg	-	-	-	-	-	-
Total PCBs	mg/kg	-	-	-	-	-	-
Total Petroleum Hydrocarbons (TPH)							
Total Petroleum Hydrocarbons - Diesel	mg/kg	-	-	-	-	-	-
Total Petroleum Hydrocarbons - Gas	mg/kg	-	-	-	-	-	-
Total Petroleum Hydrocarbons - Oil	mg/kg	-	-	-	-	-	-
Total Petroleum Hydrocarbons	mg/kg	-	-	-	-	-	-
Total Petroleum Hydrocarbons - Purgeable (GRO)	mg/kg	-	-	-	-	-	-
Total Petroleum Hydrocarbons (C10-C20)	mg/kg	-	-	-	-	-	-
Total Petroleum Hydrocarbons (C20-C34)	mg/kg	-	-	-	-	-	-
Total Petroleum Hydrocarbons (C6-C10) GRO	mg/kg	-	-	-	-	-	-
Metals							
Aluminum	mg/kg	-	-	-	-	-	-
Antimony	mg/kg	-	-	-	-	-	-
Arsenic	mg/kg	-	-	-	-	-	-
Barium	mg/kg	-	-	-	-	-	-
Beryllium	mg/kg	-	-	-	-	-	-
Cadmium	mg/kg	-	-	-	-	-	-
Calcium	mg/kg	-	-	-	-	-	-
Chromium	mg/kg	-	-	-	-	-	-
Chromium VI (hexavalent)	mg/kg	-	-	-	-	-	-
Cobalt	mg/kg	-	-	-	-	-	-
Copper	mg/kg	-	-	-	-	-	-
Iron	mg/kg	-	-	-	-	-	-
Lead	mg/kg	-	-	-	-	-	-
Magnesium	mg/kg	-	-	-	-	-	-
Manganese	mg/kg	-	-	-	-	-	-
Mercury	mg/kg	-	-	-	-	-	-
Nickel	mg/kg	-	-	-	-	-	-
Potassium	mg/kg	-	-	-	-	-	-
Selenium	mg/kg	-	-	-	-	-	-
Silver	mg/kg	-	-	-	-	-	-
Sodium	mg/kg	-	-	-	-	-	-
Thallium	mg/kg	-	-	-	-	-	-
Vanadium	mg/kg	-	-	-	-	-	-
Zinc	mg/kg	-	-	-	-	-	-

APPENDIX G.1

SOIL QUALITY DATA
RFI REPORT
FORMER MANUAL TRANSMISSIONS OF MUNCIE FACILITY
MUNCIE, INDIANA

AOI		***AOI 11.6***	***AOI 11.6***	***AOI 11.6***	***AOI 11.6***	***AOI 11.6***	***AOI 11.6***
Sample Location		***BH-3***	***BH-1***	***BH-2***	***BH-18***	***BH-19***	***BH-19***
Sample Identification		***SS-17330-110304-TP-006***	***SS-17330-110304-TP-004***	***SS-17330-110304-TP-002***	***S-017330-072005-TP-012***	***S-017330-072005-TP-014***	***S-017330-072005-TP-015***
Sample Date		***11/3/2004***	***11/3/2004***	***11/3/2004***	***7/20/2005***	***7/20/2005***	***7/20/2005***
Sample Depth		***(10-12) ft BGS***	***(11-12) ft BGS***	***(12-13) ft BGS***	***(6-8) ft BGS***	***(10-12) ft BGS***	***(10-12) ft BGS***
Sample Type	***Units***						***Duplicate***
General Chemistry							
Carbonate (as CaCO3)	mg/kg	-	-	-	-	-	-
Chloride	mg/kg	-	-	-	-	-	-
Chloride	s.u.	-	-	-	-	-	-
Cyanide (total)	mg/kg	-	-	-	-	-	-
N-Hexane extractable material	mg/kg	281 J	573	377 U	3490	368 U	368 U
Percent moisture	%	-	-	-	-	-	-
pH	s.u.	-	-	-	-	-	-
Saturated aliphatic hydrocarbons	mg/kg	-	-	-	-	-	-
Sulfate	mg/kg	-	-	-	-	-	-
Total solids	%	88.6	81.5	87.5	79.5	89.7	89.6

Notes
mg/kg - Milligrams per kilogram
"-" - No value
U - Not detected at the associated reporting limit
J - Estimated concentration
UJ - Not detected; associated reporting limit is estimated
R - Rejected
s.u. - Standard units
nc - No criteria
ND - Non Detect (calculation)
BOLD[abc] Concentration exceeds associated screening level
IDEM Appendix A: Screening Levels Remedation Closure Guide - March 25, 2014
a - Exceeds IDEM residential migration to ground water screening levels
b - Exceeds IDEM commercial/industrial direct contact screening levels
c - Exceeds IDEM excavation direct contact screening levels

APPENDIX G.1

SOIL QUALITY DATA
RFI REPORT
FORMER MANUAL TRANSMISSIONS OF MUNCIE FACILITY
MUNCIE, INDIANA

AOI		*AOI 11.6*	*AOI 11.6*	*AOI 11.6*	*AOI 11.6*	*AOI 11.9*	*AOI 11.9*	*AOI 11.9*	*AOI 11.9*
Sample Location		*BH-18*	*BH-19*	*BH-20*	*BH-20*	*T-19 North*	*T-19 South*	*TSB-11*	*TSB-8*
Sample Identification		*S-017330-072005-TP-013*	*S-017330-072005-TP-016*	*S-017330-072105-TP-017*	*S-017330-072105-TP-018*	*T-19 North*	*T-19 South*	*TSB-11*	*TSB-8*
Sample Date		*7/20/2005*	*7/20/2005*	*7/21/2005*	*7/21/2005*	*12/9/1989*	*12/9/1989*	*9/1/1995*	*9/1/1995*
Sample Depth		*(16-18) ft BGS*	*(22-24) ft BGS*	*(6-8) ft BGS*	*(12-14) ft BGS*	*-*	*-*	*(2-4) ft BGS*	*(4-6) ft BGS*
Sample Type	*Units*								
Volatile Organic Compounds (VOCs)									
Acetone	mg/kg	-	-	-	-	-	-	-	-
Benzene	mg/kg	0.0044 U	0.0038 U	0.00026 J	0.00029 J	0.01 U	0.01 U	0.01 U	0.01 U
Benzyl alcohol	mg/kg	-	-	-	-	-	-	-	-
Bromodichloromethane	mg/kg	-	-	-	-	-	-	-	-
Bromoform	mg/kg	-	-	-	-	-	-	-	-
Bromomethane (Methyl bromide)	mg/kg	-	-	-	-	-	-	-	-
2-Butanone (Methyl ethyl ketone) (MEK)	mg/kg	-	-	-	-	-	-	-	-
Carbon disulfide	mg/kg	-	-	-	-	-	-	-	-
Carbon tetrachloride	mg/kg	-	-	-	-	-	-	-	-
4-Chloroaniline	mg/kg	-	-	-	-	-	-	-	-
Chlorobenzene	mg/kg	-	-	-	-	-	-	-	-
Chloroethane	mg/kg	-	-	-	-	-	-	-	-
2-Chloroethyl vinyl ether	mg/kg	-	-	-	-	-	-	-	-
Chloroform (Trichloromethane)	mg/kg	-	-	-	-	-	-	-	-
Chloromethane (Methyl chloride)	mg/kg	-	-	-	-	-	-	-	-
Cyclohexane	mg/kg	-	-	-	-	-	-	-	-
Dibenzofuran	mg/kg	-	-	-	-	-	-	-	-
1,2-Dibromo-3-chloropropane (DBCP)	mg/kg	-	-	-	-	-	-	-	-
Dibromochloromethane	mg/kg	-	-	-	-	-	-	-	-
1,2-Dibromoethane (Ethylene dibromide)	mg/kg	-	-	-	-	-	-	-	-
1,2-Dichlorobenzene	mg/kg	-	-	-	-	-	-	-	-
1,3-Dichlorobenzene	mg/kg	-	-	-	-	-	-	-	-
1,4-Dichlorobenzene	mg/kg	-	-	-	-	-	-	-	-
Dichlorodifluoromethane (CFC-12)	mg/kg	-	-	-	-	-	-	-	-
Dichloroethane	mg/kg	-	-	-	-	-	-	-	-
1,1-Dichloroethane	mg/kg	-	-	-	-	-	-	-	-
1,2-Dichloroethane	mg/kg	-	-	-	-	-	-	-	-
Dichloroethene	mg/kg	-	-	-	-	-	-	-	-
1,2-Dichloroethene (total)	mg/kg	-	-	-	-	-	-	-	-
1,1-Dichloroethene	mg/kg	-	-	-	-	-	-	-	-
cis-1,2-Dichloroethene	mg/kg	-	-	-	-	-	-	-	-
trans-1,2-Dichloroethene	mg/kg	-	-	-	-	-	-	-	-
1,2-Dichloropropane	mg/kg	-	-	-	-	-	-	-	-
cis-1,3-Dichloropropene	mg/kg	-	-	-	-	-	-	-	-
trans-1,3-Dichloropropene	mg/kg	-	-	-	-	-	-	-	-
Ethylbenzene	mg/kg	0.0044 U	0.0038 U	0.005 U	0.0055 U	0.04	0.01 U	0.01 U	0.01 U
2-Hexanone	mg/kg	-	-	-	-	-	-	-	-
Isopropyl benzene	mg/kg	-	-	-	-	-	-	-	-
Methyl acetate	mg/kg	-	-	-	-	-	-	-	-
Methyl cyclohexane	mg/kg	-	-	-	-	-	-	-	-
Methyl tert butyl ether (MTBE)	mg/kg	0.018 U	0.015 U	0.02 U	0.022 U	-	-	-	-
4-Methyl-2-pentanone (MIBK)	mg/kg	-	-	-	-	-	-	-	-
Methylene chloride	mg/kg	-	-	-	-	-	-	-	-
Styrene	mg/kg	-	-	-	-	-	-	-	-
1,1,2,2-Tetrachloroethane	mg/kg	-	-	-	-	-	-	-	-
Tetrachloroethene	mg/kg	-	-	-	-	-	-	-	-

APPENDIX G.1

SOIL QUALITY DATA
RFI REPORT
FORMER MANUAL TRANSMISSIONS OF MUNCIE FACILITY
MUNCIE, INDIANA

AOI		*AOI 11.6*	*AOI 11.6*	*AOI 11.6*	*AOI 11.6*	*AOI 11.9*	*AOI 11.9*	*AOI 11.9*	*AOI 11.9*
Sample Location		*BH-18*	*BH-19*	*BH-20*	*BH-20*	*T-19 North*	*T-19 South*	*TSB-11*	*TSB-8*
Sample Identification		*S-017330-072005-TP-013*	*S-017330-072005-TP-016*	*S-017330-072105-TP-017*	*S-017330-072105-TP-018*	*T-19 North*	*T-19 South*	*TSB-11*	*TSB-8*
Sample Date		*7/20/2005*	*7/20/2005*	*7/21/2005*	*7/21/2005*	*12/9/1989*	*12/9/1989*	*9/1/1995*	*9/1/1995*
Sample Depth		*(16-18) ft BGS*	*(22-24) ft BGS*	*(6-8) ft BGS*	*(12-14) ft BGS*	*-*	*-*	*(2-4) ft BGS*	*(4-6) ft BGS*
Sample Type	*Units*								
VOCs (Continued)									
Toluene	mg/kg	0.00041 J	0.0038 U	0.005 U	0.0055 U	0.34	0.17	0.01 U	0.035
1,2,4-Trichlorobenzene	mg/kg	-	-	-	-	-	-	-	-
Trichloroethane	mg/kg	-	-	-	-	-	-	-	-
1,1,1-Trichloroethane	mg/kg	-	-	-	-	-	-	-	-
1,1,2-Trichloroethane	mg/kg	-	-	-	-	-	-	-	-
Trichloroethene	mg/kg	-	-	-	-	-	-	-	-
Trichlorofluoromethane (CFC-11)	mg/kg	-	-	-	-	-	-	-	-
Trifluorotrichloroethane (Freon 113)	mg/kg	-	-	-	-	-	-	-	-
Vinyl acetate	mg/kg	-	-	-	-	-	-	-	-
Vinyl chloride	mg/kg	-	-	-	-	-	-	-	-
Xylenes (total)	mg/kg	0.0088 U	0.0076 U	0.0012 J	0.011 U	6.2	0.6	0.01 U	0.01 U
Semi-Volatile Organic Compounds (SVOCs)									
Acenaphthene	mg/kg	-	-	-	-	-	-	-	-
Acenaphthylene	mg/kg	-	-	-	-	-	-	-	-
Acetophenone	mg/kg	-	-	-	-	-	-	-	-
Anthracene	mg/kg	-	-	-	-	-	-	-	-
Atrazine	mg/kg	-	-	-	-	-	-	-	-
Benzaldehyde	mg/kg	-	-	-	-	-	-	-	-
Benzo(a)anthracene	mg/kg	-	-	-	-	-	-	-	-
Benzo(a)pyrene	mg/kg	-	-	-	-	-	-	-	-
Benzo(b)fluoranthene	mg/kg	-	-	-	-	-	-	-	-
Benzo(g,h,i)perylene	mg/kg	-	-	-	-	-	-	-	-
Benzo(k)fluoranthene	mg/kg	-	-	-	-	-	-	-	-
Benzoic acid	mg/kg	-	-	-	-	-	-	-	-
Biphenyl (1,1-Biphenyl)	mg/kg	-	-	-	-	-	-	-	-
4-Bromophenyl phenyl ether	mg/kg	-	-	-	-	-	-	-	-
Butyl benzylphthalate (BBP)	mg/kg	-	-	-	-	-	-	-	-
Caprolactam	mg/kg	-	-	-	-	-	-	-	-
Carbazole	mg/kg	-	-	-	-	-	-	-	-
4-Chloro-3-methylphenol	mg/kg	-	-	-	-	-	-	-	-
4-Chloroaniline	mg/kg	-	-	-	-	-	-	-	-
bis(2-Chloroethoxy)methane	mg/kg	-	-	-	-	-	-	-	-
bis(2-Chloroethyl)ether	mg/kg	-	-	-	-	-	-	-	-
2-Chloronaphthalene	mg/kg	-	-	-	-	-	-	-	-
2-Chlorophenol	mg/kg	-	-	-	-	-	-	-	-
4-Chlorophenyl phenyl ether	mg/kg	-	-	-	-	-	-	-	-
Chrysene	mg/kg	-	-	-	-	-	-	-	-
Dibenz(a,h)anthracene	mg/kg	-	-	-	-	-	-	-	-
Dibenzofuran	mg/kg	-	-	-	-	-	-	-	-
1,2-Dichlorobenzene	mg/kg	-	-	-	-	-	-	-	-
1,3-Dichlorobenzene	mg/kg	-	-	-	-	-	-	-	-
1,4-Dichlorobenzene	mg/kg	-	-	-	-	-	-	-	-
3,3'-Dichlorobenzidine	mg/kg	-	-	-	-	-	-	-	-
2,4-Dichlorophenol	mg/kg	-	-	-	-	-	-	-	-
Diethyl phthalate	mg/kg	-	-	-	-	-	-	-	-

APPENDIX G.1

SOIL QUALITY DATA
RFI REPORT
FORMER MANUAL TRANSMISSIONS OF MUNCIE FACILITY
MUNCIE, INDIANA

AOI		*AOI 11.6*	*AOI 11.6*	*AOI 11.6*	*AOI 11.6*	*AOI 11.9*	*AOI 11.9*	*AOI 11.9*	*AOI 11.9*
Sample Location		*BH-18*	*BH-19*	*BH-20*	*BH-20*	*T-19 North*	*T-19 South*	*TSB-11*	*TSB-8*
Sample Identification		*S-017330-072005-TP-013*	*S-017330-072005-TP-016*	*S-017330-072105-TP-017*	*S-017330-072105-TP-018*	*T-19 North*	*T-19 South*	*TSB-11*	*TSB-8*
Sample Date		*7/20/2005*	*7/20/2005*	*7/21/2005*	*7/21/2005*	*12/9/1989*	*12/9/1989*	*9/1/1995*	*9/1/1995*
Sample Depth		*(16-18) ft BGS*	*(22-24) ft BGS*	*(6-8) ft BGS*	*(12-14) ft BGS*	*-*	*-*	*(2-4) ft BGS*	*(4-6) ft BGS*
Sample Type	*Units*								
SVOCs (Continued)									
Dimethyl phthalate	mg/kg	-	-	-	-	-	-	-	-
2,4-Dimethylphenol	mg/kg	-	-	-	-	-	-	-	-
Di-n-butylphthalate (DBP)	mg/kg	-	-	-	-	-	-	-	-
4,6-Dinitro-2-methylphenol	mg/kg	-	-	-	-	-	-	-	-
2,4-Dinitrophenol	mg/kg	-	-	-	-	-	-	-	-
2,4-Dinitrotoluene	mg/kg	-	-	-	-	-	-	-	-
2,6-Dinitrotoluene	mg/kg	-	-	-	-	-	-	-	-
Di-n-octyl phthalate (DnOP)	mg/kg	-	-	-	-	-	-	-	-
bis(2-Ethylhexyl)phthalate (DEHP)	mg/kg	-	-	-	-	-	-	-	-
Fluoranthene	mg/kg	-	-	-	-	-	-	-	-
Fluorene	mg/kg	-	-	-	-	-	-	-	-
Hexachlorobenzene	mg/kg	-	-	-	-	-	-	-	-
Hexachlorobutadiene	mg/kg	-	-	-	-	-	-	-	-
Hexachlorocyclopentadiene	mg/kg	-	-	-	-	-	-	-	-
Hexachloroethane	mg/kg	-	-	-	-	-	-	-	-
Indeno(1,2,3-cd)pyrene	mg/kg	-	-	-	-	-	-	-	-
Isophorone	mg/kg	-	-	-	-	-	-	-	-
2-Methylnaphthalene	mg/kg	-	-	-	-	-	-	-	-
2-Methylphenol	mg/kg	-	-	-	-	-	-	-	-
3&4-Methylphenol	mg/kg	-	-	-	-	-	-	-	-
4-Methylphenol	mg/kg	-	-	-	-	-	-	-	-
Naphthalene	mg/kg	-	-	-	-	-	-	-	-
2-Nitroaniline	mg/kg	-	-	-	-	-	-	-	-
3-Nitroaniline	mg/kg	-	-	-	-	-	-	-	-
4-Nitroaniline	mg/kg	-	-	-	-	-	-	-	-
Nitrobenzene	mg/kg	-	-	-	-	-	-	-	-
2-Nitrophenol	mg/kg	-	-	-	-	-	-	-	-
4-Nitrophenol	mg/kg	-	-	-	-	-	-	-	-
N-Nitrosodi-n-propylamine	mg/kg	-	-	-	-	-	-	-	-
N-Nitrosodiphenylamine	mg/kg	-	-	-	-	-	-	-	-
N-Nitrosodimethylamine	mg/kg	-	-	-	-	-	-	-	-
2,2'-Oxybis(1-chloropropane)	mg/kg	-	-	-	-	-	-	-	-
Pentachlorophenol	mg/kg	-	-	-	-	-	-	-	-
Phenanthrene	mg/kg	-	-	-	-	-	-	-	-
Phenol	mg/kg	-	-	-	-	-	-	-	-
Pyrene	mg/kg	-	-	-	-	-	-	-	-
1,2,4-Trichlorobenzene	mg/kg	-	-	-	-	-	-	-	-
2,4,5-Trichlorophenol	mg/kg	-	-	-	-	-	-	-	-
2,4,6-Trichlorophenol	mg/kg	-	-	-	-	-	-	-	-

APPENDIX G.1

SOIL QUALITY DATA
RFI REPORT
FORMER MANUAL TRANSMISSIONS OF MUNCIE FACILITY
MUNCIE, INDIANA

AOI		*AOI 11.6*	*AOI 11.6*	*AOI 11.6*	*AOI 11.6*	*AOI 11.9*	*AOI 11.9*	*AOI 11.9*	*AOI 11.9*
Sample Location		*BH-18*	*BH-19*	*BH-20*	*BH-20*	*T-19 North*	*T-19 South*	*TSB-11*	*TSB-8*
Sample Identification		*S-017330-072005-TP-013*	*S-017330-072005-TP-016*	*S-017330-072105-TP-017*	*S-017330-072105-TP-018*	*T-19 North*	*T-19 South*	*TSB-11*	*TSB-8*
Sample Date		*7/20/2005*	*7/20/2005*	*7/21/2005*	*7/21/2005*	*12/9/1989*	*12/9/1989*	*9/1/1995*	*9/1/1995*
Sample Depth		*(16-18) ft BGS*	*(22-24) ft BGS*	*(6-8) ft BGS*	*(12-14) ft BGS*	*-*	*-*	*(2-4) ft BGS*	*(4-6) ft BGS*
Sample Type	*Units*								
Polychlorinated Biphenyls (PCBs)									
Aroclor-1016 (PCB-1016)	mg/kg	-	-	-	-	-	-	-	-
Aroclor-1221 (PCB-1221)	mg/kg	-	-	-	-	-	-	-	-
Aroclor-1232 (PCB-1232)	mg/kg	-	-	-	-	-	-	-	-
Aroclor-1242 (PCB-1242)	mg/kg	-	-	-	-	-	-	-	-
Aroclor-1248 (PCB-1248)	mg/kg	-	-	-	-	-	-	-	-
Aroclor-1254 (PCB-1254)	mg/kg	-	-	-	-	-	-	-	-
Aroclor-1260 (PCB-1260)	mg/kg	-	-	-	-	-	-	-	-
Total PCBs	mg/kg	-	-	-	-	-	-	-	-
Total Petroleum Hydrocarbons (TPH)									
Total Petroleum Hydrocarbons - Diesel	mg/kg	-	-	-	-	-	-	-	-
Total Petroleum Hydrocarbons - Gas	mg/kg	-	-	-	-	-	-	-	-
Total Petroleum Hydrocarbons - Oil	mg/kg	-	-	-	-	-	-	-	-
Total Petroleum Hydrocarbons	mg/kg	-	-	-	-	870	10 U	10.7	0.05 U
Total Petroleum Hydrocarbons - Purgeable (GRO)	mg/kg	-	-	-	-	-	-	-	-
Total Petroleum Hydrocarbons (C10-C20)	mg/kg	-	-	-	-	-	-	-	-
Total Petroleum Hydrocarbons (C20-C34)	mg/kg	-	-	-	-	-	-	-	-
Total Petroleum Hydrocarbons (C6-C10) GRO	mg/kg	-	-	-	-	-	-	-	-
Metals									
Aluminum	mg/kg	-	-	-	-	-	-	-	-
Antimony	mg/kg	-	-	-	-	-	-	-	-
Arsenic	mg/kg	-	-	-	-	-	-	-	-
Barium	mg/kg	-	-	-	-	-	-	-	-
Beryllium	mg/kg	-	-	-	-	-	-	-	-
Cadmium	mg/kg	-	-	-	-	-	-	-	-
Calcium	mg/kg	-	-	-	-	-	-	-	-
Chromium	mg/kg	-	-	-	-	-	-	-	-
Chromium VI (hexavalent)	mg/kg	-	-	-	-	-	-	-	-
Cobalt	mg/kg	-	-	-	-	-	-	-	-
Copper	mg/kg	-	-	-	-	-	-	-	-
Iron	mg/kg	-	-	-	-	-	-	-	-
Lead	mg/kg	-	-	-	-	-	-	-	-
Magnesium	mg/kg	-	-	-	-	-	-	-	-
Manganese	mg/kg	-	-	-	-	-	-	-	-
Mercury	mg/kg	-	-	-	-	-	-	-	-
Nickel	mg/kg	-	-	-	-	-	-	-	-
Potassium	mg/kg	-	-	-	-	-	-	-	-
Selenium	mg/kg	-	-	-	-	-	-	-	-
Silver	mg/kg	-	-	-	-	-	-	-	-
Sodium	mg/kg	-	-	-	-	-	-	-	-
Thallium	mg/kg	-	-	-	-	-	-	-	-
Vanadium	mg/kg	-	-	-	-	-	-	-	-
Zinc	mg/kg	-	-	-	-	-	-	-	-

APPENDIX G.1

SOIL QUALITY DATA
RFI REPORT
FORMER MANUAL TRANSMISSIONS OF MUNCIE FACILITY
MUNCIE, INDIANA

AOI		***AOI 11.6***	***AOI 11.6***	***AOI 11.6***	***AOI 11.6***	***AOI 11.9***	***AOI 11.9***	***AOI 11.9***	***AOI 11.9***
Sample Location		***BH-18***	***BH-19***	***BH-20***	***BH-20***	***T-19 North***	***T-19 South***	***TSB-11***	***TSB-8***
Sample Identification		***S-017330-072005-TP-013***	***S-017330-072005-TP-016***	***S-017330-072105-TP-017***	***S-017330-072105-TP-018***	***T-19 North***	***T-19 South***	***TSB-11***	***TSB-8***
Sample Date		***7/20/2005***	***7/20/2005***	***7/21/2005***	***7/21/2005***	***12/9/1989***	***12/9/1989***	***9/1/1995***	***9/1/1995***
Sample Depth		***(16-18) ft BGS***	***(22-24) ft BGS***	***(6-8) ft BGS***	***(12-14) ft BGS***	***-***	***-***	***(2-4) ft BGS***	***(4-6) ft BGS***
Sample Type	***Units***								
General Chemistry									
Carbonate (as CaCO3)	mg/kg	-	-	-	-	-	-	-	-
Chloride	mg/kg	-	-	-	-	-	-	-	-
Chloride	s.u.	-	-	-	-	-	-	-	-
Cyanide (total)	mg/kg	-	-	-	-	-	-	-	-
N-Hexane extractable material	mg/kg	366 U	361 U	224	402 U	-	-	-	-
Percent moisture	%	-	-	-	-	-	-	-	-
pH	s.u.	-	-	-	-	-	-	-	-
Saturated aliphatic hydrocarbons	mg/kg	-	-	-	-	-	-	-	-
Sulfate	mg/kg	-	-	-	-	-	-	-	-
Total solids	%	90.2	91.4	81.7	82.1	-	-	-	-

Notes
mg/kg - Milligrams per kilogram
"-" - No value
U - Not detected at the associated reporting limit
J - Estimated concentration
UJ - Not detected; associated reporting limit is estimated
R - Rejected
s.u. - Standard units
nc - No criteria
ND - Non Detect (calculation)
BOLD[abc] Concentration exceeds associated screening level
IDEM Appendix A: Screening Levels Remedation Closure Guide - March 25, 2014
a - Exceeds IDEM residential migration to ground water screening levels
b - Exceeds IDEM commercial/industrial direct contact screening levels
c - Exceeds IDEM excavation direct contact screening levels

APPENDIX G.1

SOIL QUALITY DATA
RFI REPORT
FORMER MANUAL TRANSMISSIONS OF MUNCIE FACILITY
MUNCIE, INDIANA

AOI		*AOI 11.9*	*AOI 11.9*	*AOI 11.9*	*AOI 11.9*	*AOI 11.9*	*AOI 11.9*	*AOI 11.9*	*AOI 11.9*	*AOI 11.9*	*AOI 11.9*
Sample Location		*TSB-9*	*TSB-10*	*TSB-8*	*TSB-12*	*TSB-9*	*TSB-10*	*TSB-11*	*TSB-12*	*BH-9*	*BH-7*
Sample Identification		*TSB-9*	*TSB-10*	*TSB-8*	*TSB-12*	*TSB-9*	*TSB-10*	*TSB-11*	*TSB-12*	*SS-17330-110304-TP-016*	*SS-17330-110304-TP-014*
Sample Date		*9/1/1995*	*9/1/1995*	*9/1/1995*	*9/1/1995*	*9/1/1995*	*9/1/1995*	*9/1/1995*	*9/1/1995*	*11/3/2004*	*11/3/2004*
Sample Depth		*(4-6) ft BGS*	*(4-6) ft BGS*	*(6-8) ft BGS*	*(6-8) ft BGS*	*(8-10) ft BGS*	*(8-10) ft BGS*	*(10-12) ft BGS*	*(12-14) ft BGS*	*(8-10) ft BGS*	*(8.5-10) ft BGS*
Sample Type	*Units*										
Volatile Organic Compounds (VOCs)											
Acetone	mg/kg	-	-	-	-	-	-	-	-	-	-
Benzene	mg/kg	0.01 U	0.001 U	0.01 U	0.01 U	0.01 U	0.001 U	0.01 U	0.01 U	**1.2**[a]	0.27 U
Benzyl alcohol	mg/kg	-	-	-	-	-	-	-	-	-	-
Bromodichloromethane	mg/kg	-	-	-	-	-	-	-	-	-	-
Bromoform	mg/kg	-	-	-	-	-	-	-	-	-	-
Bromomethane (Methyl bromide)	mg/kg	-	-	-	-	-	-	-	-	-	-
2-Butanone (Methyl ethyl ketone) (MEK)	mg/kg	-	-	-	-	-	-	-	-	-	-
Carbon disulfide	mg/kg	-	-	-	-	-	-	-	-	-	-
Carbon tetrachloride	mg/kg	-	-	-	-	-	-	-	-	-	-
4-Chloroaniline	mg/kg	-	-	-	-	-	-	-	-	-	-
Chlorobenzene	mg/kg	-	-	-	-	-	-	-	-	-	-
Chloroethane	mg/kg	-	-	-	-	-	-	-	-	-	-
2-Chloroethyl vinyl ether	mg/kg	-	-	-	-	-	-	-	-	-	-
Chloroform (Trichloromethane)	mg/kg	-	-	-	-	-	-	-	-	-	-
Chloromethane (Methyl chloride)	mg/kg	-	-	-	-	-	-	-	-	-	-
Cyclohexane	mg/kg	-	-	-	-	-	-	-	-	-	-
Dibenzofuran	mg/kg	-	-	-	-	-	-	-	-	-	-
1,2-Dibromo-3-chloropropane (DBCP)	mg/kg	-	-	-	-	-	-	-	-	-	-
Dibromochloromethane	mg/kg	-	-	-	-	-	-	-	-	-	-
1,2-Dibromoethane (Ethylene dibromide)	mg/kg	-	-	-	-	-	-	-	-	-	-
1,2-Dichlorobenzene	mg/kg	-	-	-	-	-	-	-	-	-	-
1,3-Dichlorobenzene	mg/kg	-	-	-	-	-	-	-	-	-	-
1,4-Dichlorobenzene	mg/kg	-	-	-	-	-	-	-	-	-	-
Dichlorodifluoromethane (CFC-12)	mg/kg	-	-	-	-	-	-	-	-	-	-
Dichloroethane	mg/kg	-	-	-	-	-	-	-	-	-	-
1,1-Dichloroethane	mg/kg	-	-	-	-	-	-	-	-	-	-
1,2-Dichloroethane	mg/kg	-	-	-	-	-	-	-	-	-	-
Dichloroethene	mg/kg	-	-	-	-	-	-	-	-	-	-
1,2-Dichloroethene (total)	mg/kg	-	-	-	-	-	-	-	-	-	-
1,1-Dichloroethene	mg/kg	-	-	-	-	-	-	-	-	-	-
cis-1,2-Dichloroethene	mg/kg	-	-	-	-	-	-	-	-	-	-
trans-1,2-Dichloroethene	mg/kg	-	-	-	-	-	-	-	-	-	-
1,2-Dichloropropane	mg/kg	-	-	-	-	-	-	-	-	-	-
cis-1,3-Dichloropropene	mg/kg	-	-	-	-	-	-	-	-	-	-
trans-1,3-Dichloropropene	mg/kg	-	-	-	-	-	-	-	-	-	-
Ethylbenzene	mg/kg	0.01 U	0.001 U	0.01 U	0.01 U	0.01 U	0.001 U	0.01 U	0.014	2.3	0.27 U
2-Hexanone	mg/kg	-	-	-	-	-	-	-	-	-	-
Isopropyl benzene	mg/kg	-	-	-	-	-	-	-	-	-	-
Methyl acetate	mg/kg	-	-	-	-	-	-	-	-	-	-
Methyl cyclohexane	mg/kg	-	-	-	-	-	-	-	-	-	-
Methyl tert butyl ether (MTBE)	mg/kg	-	-	-	-	-	-	-	-	0.98 U	1.1 U
4-Methyl-2-pentanone (MIBK)	mg/kg	-	-	-	-	-	-	-	-	-	-
Methylene chloride	mg/kg	-	-	-	-	-	-	-	-	-	-
Styrene	mg/kg	-	-	-	-	-	-	-	-	-	-
1,1,2,2-Tetrachloroethane	mg/kg	-	-	-	-	-	-	-	-	-	-
Tetrachloroethene	mg/kg	-	-	-	-	-	-	-	-	-	-

APPENDIX G.1

SOIL QUALITY DATA
RFI REPORT
FORMER MANUAL TRANSMISSIONS OF MUNCIE FACILITY
MUNCIE, INDIANA

AOI		*AOI 11.9*	*AOI 11.9*	*AOI 11.9*	*AOI 11.9*	*AOI 11.9*	*AOI 11.9*	*AOI 11.9*	*AOI 11.9*	*AOI 11.9*	*AOI 11.9*
Sample Location		*TSB-9*	*TSB-10*	*TSB-8*	*TSB-12*	*TSB-9*	*TSB-10*	*TSB-11*	*TSB-12*	*BH-9*	*BH-7*
Sample Identification		*TSB-9*	*TSB-10*	*TSB-8*	*TSB-12*	*TSB-9*	*TSB-10*	*TSB-11*	*TSB-12*	*SS-17330-110304-TP-016*	*SS-17330-110304-TP-014*
Sample Date		*9/1/1995*	*9/1/1995*	*9/1/1995*	*9/1/1995*	*9/1/1995*	*9/1/1995*	*9/1/1995*	*9/1/1995*	*11/3/2004*	*11/3/2004*
Sample Depth		*(4-6) ft BGS*	*(4-6) ft BGS*	*(6-8) ft BGS*	*(6-8) ft BGS*	*(8-10) ft BGS*	*(8-10) ft BGS*	*(10-12) ft BGS*	*(12-14) ft BGS*	*(8-10) ft BGS*	*(8.5-10) ft BGS*
Sample Type	*Units*										
VOCs (Continued)											
Toluene	mg/kg	0.012	0.0012	0.02	0.01 U	0.079	0.0053	0.049	0.029	0.28	0.27 U
1,2,4-Trichlorobenzene	mg/kg	-	-	-	-	-	-	-	-	-	-
Trichloroethane	mg/kg	-	-	-	-	-	-	-	-	-	-
1,1,1-Trichloroethane	mg/kg	-	-	-	-	-	-	-	-	-	-
1,1,2-Trichloroethane	mg/kg	-	-	-	-	-	-	-	-	-	-
Trichloroethene	mg/kg	-	-	-	-	-	-	-	-	-	-
Trichlorofluoromethane (CFC-11)	mg/kg	-	-	-	-	-	-	-	-	-	-
Trifluorotrichloroethane (Freon 113)	mg/kg	-	-	-	-	-	-	-	-	-	-
Vinyl acetate	mg/kg	-	-	-	-	-	-	-	-	-	-
Vinyl chloride	mg/kg	-	-	-	-	-	-	-	-	-	-
Xylenes (total)	mg/kg	0.01 U	0.001 U	0.01 U	0.01 U	0.01 U	0.001 U	0.01 U	0.01 U	5.2	0.54 U
Semi-Volatile Organic Compounds (SVOCs)											
Acenaphthene	mg/kg	-	-	-	-	-	-	-	-	-	-
Acenaphthylene	mg/kg	-	-	-	-	-	-	-	-	-	-
Acetophenone	mg/kg	-	-	-	-	-	-	-	-	-	-
Anthracene	mg/kg	-	-	-	-	-	-	-	-	-	-
Atrazine	mg/kg	-	-	-	-	-	-	-	-	-	-
Benzaldehyde	mg/kg	-	-	-	-	-	-	-	-	-	-
Benzo(a)anthracene	mg/kg	-	-	-	-	-	-	-	-	-	-
Benzo(a)pyrene	mg/kg	-	-	-	-	-	-	-	-	-	-
Benzo(b)fluoranthene	mg/kg	-	-	-	-	-	-	-	-	-	-
Benzo(g,h,i)perylene	mg/kg	-	-	-	-	-	-	-	-	-	-
Benzo(k)fluoranthene	mg/kg	-	-	-	-	-	-	-	-	-	-
Benzoic acid	mg/kg	-	-	-	-	-	-	-	-	-	-
Biphenyl (1,1-Biphenyl)	mg/kg	-	-	-	-	-	-	-	-	-	-
4-Bromophenyl phenyl ether	mg/kg	-	-	-	-	-	-	-	-	-	-
Butyl benzylphthalate (BBP)	mg/kg	-	-	-	-	-	-	-	-	-	-
Caprolactam	mg/kg	-	-	-	-	-	-	-	-	-	-
Carbazole	mg/kg	-	-	-	-	-	-	-	-	-	-
4-Chloro-3-methylphenol	mg/kg	-	-	-	-	-	-	-	-	-	-
4-Chloroaniline	mg/kg	-	-	-	-	-	-	-	-	-	-
bis(2-Chloroethoxy)methane	mg/kg	-	-	-	-	-	-	-	-	-	-
bis(2-Chloroethyl)ether	mg/kg	-	-	-	-	-	-	-	-	-	-
2-Chloronaphthalene	mg/kg	-	-	-	-	-	-	-	-	-	-
2-Chlorophenol	mg/kg	-	-	-	-	-	-	-	-	-	-
4-Chlorophenyl phenyl ether	mg/kg	-	-	-	-	-	-	-	-	-	-
Chrysene	mg/kg	-	-	-	-	-	-	-	-	-	-
Dibenz(a,h)anthracene	mg/kg	-	-	-	-	-	-	-	-	-	-
Dibenzofuran	mg/kg	-	-	-	-	-	-	-	-	-	-
1,2-Dichlorobenzene	mg/kg	-	-	-	-	-	-	-	-	-	-
1,3-Dichlorobenzene	mg/kg	-	-	-	-	-	-	-	-	-	-
1,4-Dichlorobenzene	mg/kg	-	-	-	-	-	-	-	-	-	-
3,3'-Dichlorobenzidine	mg/kg	-	-	-	-	-	-	-	-	-	-
2,4-Dichlorophenol	mg/kg	-	-	-	-	-	-	-	-	-	-
Diethyl phthalate	mg/kg	-	-	-	-	-	-	-	-	-	-

APPENDIX G.1

SOIL QUALITY DATA
RFI REPORT
FORMER MANUAL TRANSMISSIONS OF MUNCIE FACILITY
MUNCIE, INDIANA

AOI		*AOI 11.9*	*AOI 11.9*	*AOI 11.9*	*AOI 11.9*	*AOI 11.9*	*AOI 11.9*	*AOI 11.9*	*AOI 11.9*	*AOI 11.9*	*AOI 11.9*
Sample Location		*TSB-9*	*TSB-10*	*TSB-8*	*TSB-12*	*TSB-9*	*TSB-10*	*TSB-11*	*TSB-12*	*BH-9*	*BH-7*
Sample Identification		*TSB-9*	*TSB-10*	*TSB-8*	*TSB-12*	*TSB-9*	*TSB-10*	*TSB-11*	*TSB-12*	*SS-17330-110304-TP-016*	*SS-17330-110304-TP-014*
Sample Date		*9/1/1995*	*9/1/1995*	*9/1/1995*	*9/1/1995*	*9/1/1995*	*9/1/1995*	*9/1/1995*	*9/1/1995*	*11/3/2004*	*11/3/2004*
Sample Depth		*(4-6) ft BGS*	*(4-6) ft BGS*	*(6-8) ft BGS*	*(6-8) ft BGS*	*(8-10) ft BGS*	*(8-10) ft BGS*	*(10-12) ft BGS*	*(12-14) ft BGS*	*(8-10) ft BGS*	*(8.5-10) ft BGS*
Sample Type	*Units*										
SVOCs (Continued)											
Dimethyl phthalate	mg/kg	-	-	-	-	-	-	-	-	-	-
2,4-Dimethylphenol	mg/kg	-	-	-	-	-	-	-	-	-	-
Di-n-butylphthalate (DBP)	mg/kg	-	-	-	-	-	-	-	-	-	-
4,6-Dinitro-2-methylphenol	mg/kg	-	-	-	-	-	-	-	-	-	-
2,4-Dinitrophenol	mg/kg	-	-	-	-	-	-	-	-	-	-
2,4-Dinitrotoluene	mg/kg	-	-	-	-	-	-	-	-	-	-
2,6-Dinitrotoluene	mg/kg	-	-	-	-	-	-	-	-	-	-
Di-n-octyl phthalate (DnOP)	mg/kg	-	-	-	-	-	-	-	-	-	-
bis(2-Ethylhexyl)phthalate (DEHP)	mg/kg	-	-	-	-	-	-	-	-	-	-
Fluoranthene	mg/kg	-	-	-	-	-	-	-	-	-	-
Fluorene	mg/kg	-	-	-	-	-	-	-	-	-	-
Hexachlorobenzene	mg/kg	-	-	-	-	-	-	-	-	-	-
Hexachlorobutadiene	mg/kg	-	-	-	-	-	-	-	-	-	-
Hexachlorocyclopentadiene	mg/kg	-	-	-	-	-	-	-	-	-	-
Hexachloroethane	mg/kg	-	-	-	-	-	-	-	-	-	-
Indeno(1,2,3-cd)pyrene	mg/kg	-	-	-	-	-	-	-	-	-	-
Isophorone	mg/kg	-	-	-	-	-	-	-	-	-	-
2-Methylnaphthalene	mg/kg	-	-	-	-	-	-	-	-	-	-
2-Methylphenol	mg/kg	-	-	-	-	-	-	-	-	-	-
3&4-Methylphenol	mg/kg	-	-	-	-	-	-	-	-	-	-
4-Methylphenol	mg/kg	-	-	-	-	-	-	-	-	-	-
Naphthalene	mg/kg	-	-	-	-	-	-	-	-	-	-
2-Nitroaniline	mg/kg	-	-	-	-	-	-	-	-	-	-
3-Nitroaniline	mg/kg	-	-	-	-	-	-	-	-	-	-
4-Nitroaniline	mg/kg	-	-	-	-	-	-	-	-	-	-
Nitrobenzene	mg/kg	-	-	-	-	-	-	-	-	-	-
2-Nitrophenol	mg/kg	-	-	-	-	-	-	-	-	-	-
4-Nitrophenol	mg/kg	-	-	-	-	-	-	-	-	-	-
N-Nitrosodi-n-propylamine	mg/kg	-	-	-	-	-	-	-	-	-	-
N-Nitrosodiphenylamine	mg/kg	-	-	-	-	-	-	-	-	-	-
N-Nitrosodimethylamine	mg/kg	-	-	-	-	-	-	-	-	-	-
2,2'-Oxybis(1-chloropropane)	mg/kg	-	-	-	-	-	-	-	-	-	-
Pentachlorophenol	mg/kg	-	-	-	-	-	-	-	-	-	-
Phenanthrene	mg/kg	-	-	-	-	-	-	-	-	-	-
Phenol	mg/kg	-	-	-	-	-	-	-	-	-	-
Pyrene	mg/kg	-	-	-	-	-	-	-	-	-	-
1,2,4-Trichlorobenzene	mg/kg	-	-	-	-	-	-	-	-	-	-
2,4,5-Trichlorophenol	mg/kg	-	-	-	-	-	-	-	-	-	-
2,4,6-Trichlorophenol	mg/kg	-	-	-	-	-	-	-	-	-	-

APPENDIX G.1

SOIL QUALITY DATA
RFI REPORT
FORMER MANUAL TRANSMISSIONS OF MUNCIE FACILITY
MUNCIE, INDIANA

AOI		*AOI 11.9*	*AOI 11.9*	*AOI 11.9*	*AOI 11.9*	*AOI 11.9*	*AOI 11.9*	*AOI 11.9*	*AOI 11.9*	*AOI 11.9*	*AOI 11.9*
Sample Location		*TSB-9*	*TSB-10*	*TSB-8*	*TSB-12*	*TSB-9*	*TSB-10*	*TSB-11*	*TSB-12*	*BH-9*	*BH-7*
Sample Identification		*TSB-9*	*TSB-10*	*TSB-8*	*TSB-12*	*TSB-9*	*TSB-10*	*TSB-11*	*TSB-12*	*SS-17330-110304-TP-016*	*SS-17330-110304-TP-014*
Sample Date		*9/1/1995*	*9/1/1995*	*9/1/1995*	*9/1/1995*	*9/1/1995*	*9/1/1995*	*9/1/1995*	*9/1/1995*	*11/3/2004*	*11/3/2004*
Sample Depth		*(4-6) ft BGS*	*(4-6) ft BGS*	*(6-8) ft BGS*	*(6-8) ft BGS*	*(8-10) ft BGS*	*(8-10) ft BGS*	*(10-12) ft BGS*	*(12-14) ft BGS*	*(8-10) ft BGS*	*(8.5-10) ft BGS*
Sample Type	*Units*										
Polychlorinated Biphenyls (PCBs)											
Aroclor-1016 (PCB-1016)	mg/kg	-	-	-	-	-	-	-	-	-	-
Aroclor-1221 (PCB-1221)	mg/kg	-	-	-	-	-	-	-	-	-	-
Aroclor-1232 (PCB-1232)	mg/kg	-	-	-	-	-	-	-	-	-	-
Aroclor-1242 (PCB-1242)	mg/kg	-	-	-	-	-	-	-	-	-	-
Aroclor-1248 (PCB-1248)	mg/kg	-	-	-	-	-	-	-	-	-	-
Aroclor-1254 (PCB-1254)	mg/kg	-	-	-	-	-	-	-	-	-	-
Aroclor-1260 (PCB-1260)	mg/kg	-	-	-	-	-	-	-	-	-	-
Total PCBs	mg/kg	-	-	-	-	-	-	-	-	-	-
Total Petroleum Hydrocarbons (TPH)											
Total Petroleum Hydrocarbons - Diesel	mg/kg	-	-	-	-	-	-	-	-	-	-
Total Petroleum Hydrocarbons - Gas	mg/kg	-	-	-	-	-	-	-	-	-	-
Total Petroleum Hydrocarbons - Oil	mg/kg	-	-	-	-	-	-	-	-	-	-
Total Petroleum Hydrocarbons	mg/kg	7	0.005 U	0.05 U	0.05 U	0.05 U	0.0093	0.05 U	0.093	-	-
Total Petroleum Hydrocarbons - Purgeable (GRO)	mg/kg	-	-	-	-	-	-	-	-	13	9.5
Total Petroleum Hydrocarbons (C10-C20)	mg/kg	-	-	-	-	-	-	-	-	-	-
Total Petroleum Hydrocarbons (C20-C34)	mg/kg	-	-	-	-	-	-	-	-	-	-
Total Petroleum Hydrocarbons (C6-C10) GRO	mg/kg	-	-	-	-	-	-	-	-	-	-
Metals											
Aluminum	mg/kg	-	-	-	-	-	-	-	-	-	-
Antimony	mg/kg	-	-	-	-	-	-	-	-	-	-
Arsenic	mg/kg	-	-	-	-	-	-	-	-	-	-
Barium	mg/kg	-	-	-	-	-	-	-	-	-	-
Beryllium	mg/kg	-	-	-	-	-	-	-	-	-	-
Cadmium	mg/kg	-	-	-	-	-	-	-	-	-	-
Calcium	mg/kg	-	-	-	-	-	-	-	-	-	-
Chromium	mg/kg	-	-	-	-	-	-	-	-	-	-
Chromium VI (hexavalent)	mg/kg	-	-	-	-	-	-	-	-	-	-
Cobalt	mg/kg	-	-	-	-	-	-	-	-	-	-
Copper	mg/kg	-	-	-	-	-	-	-	-	-	-
Iron	mg/kg	-	-	-	-	-	-	-	-	-	-
Lead	mg/kg	-	-	-	-	-	-	-	-	-	-
Magnesium	mg/kg	-	-	-	-	-	-	-	-	-	-
Manganese	mg/kg	-	-	-	-	-	-	-	-	-	-
Mercury	mg/kg	-	-	-	-	-	-	-	-	-	-
Nickel	mg/kg	-	-	-	-	-	-	-	-	-	-
Potassium	mg/kg	-	-	-	-	-	-	-	-	-	-
Selenium	mg/kg	-	-	-	-	-	-	-	-	-	-
Silver	mg/kg	-	-	-	-	-	-	-	-	-	-
Sodium	mg/kg	-	-	-	-	-	-	-	-	-	-
Thallium	mg/kg	-	-	-	-	-	-	-	-	-	-
Vanadium	mg/kg	-	-	-	-	-	-	-	-	-	-
Zinc	mg/kg	-	-	-	-	-	-	-	-	-	-

APPENDIX G.1

SOIL QUALITY DATA
RFI REPORT
FORMER MANUAL TRANSMISSIONS OF MUNCIE FACILITY
MUNCIE, INDIANA

AOI		*AOI 11.9*	*AOI 11.9*	*AOI 11.9*	*AOI 11.9*	*AOI 11.9*	*AOI 11.9*	*AOI 11.9*	*AOI 11.9*	*AOI 11.9*	*AOI 11.9*
Sample Location		*TSB-9*	*TSB-10*	*TSB-8*	*TSB-12*	*TSB-9*	*TSB-10*	*TSB-11*	*TSB-12*	*BH-9*	*BH-7*
Sample Identification		*TSB-9*	*TSB-10*	*TSB-8*	*TSB-12*	*TSB-9*	*TSB-10*	*TSB-11*	*TSB-12*	*SS-17330-110304-TP-016*	*SS-17330-110304-TP-014*
Sample Date		*9/1/1995*	*9/1/1995*	*9/1/1995*	*9/1/1995*	*9/1/1995*	*9/1/1995*	*9/1/1995*	*9/1/1995*	*11/3/2004*	*11/3/2004*
Sample Depth		*(4-6) ft BGS*	*(4-6) ft BGS*	*(6-8) ft BGS*	*(6-8) ft BGS*	*(8-10) ft BGS*	*(8-10) ft BGS*	*(10-12) ft BGS*	*(12-14) ft BGS*	*(8-10) ft BGS*	*(8.5-10) ft BGS*
Sample Type	*Units*										
General Chemistry											
Carbonate (as CaCO3)	mg/kg	-	-	-	-	-	-	-	-	-	-
Chloride	mg/kg	-	-	-	-	-	-	-	-	-	-
Chloride	s.u.	-	-	-	-	-	-	-	-	-	-
Cyanide (total)	mg/kg	-	-	-	-	-	-	-	-	-	-
N-Hexane extractable material	mg/kg	-	-	-	-	-	-	-	-	-	-
Percent moisture	%	-	-	-	-	-	-	-	-	-	-
pH	s.u.	-	-	-	-	-	-	-	-	-	-
Saturated aliphatic hydrocarbons	mg/kg	-	-	-	-	-	-	-	-	-	-
Sulfate	mg/kg	-	-	-	-	-	-	-	-	-	-
Total solids	%	-	-	-	-	-	-	-	-	83.6	81.9

Notes
mg/kg - Milligrams per kilogram
"-" - No value
U - Not detected at the associated reporting limit
J - Estimated concentration
UJ - Not detected; associated reporting limit is estimated
R - Rejected
s.u. - Standard units
nc - No criteria
ND - Non Detect (calculation)
BOLD[abc] Concentration exceeds associated screening level
IDEM Appendix A: Screening Levels Remedation Closure Guide - March 25, 2014
a - Exceeds IDEM residential migration to ground water screening levels
b - Exceeds IDEM commercial/industrial direct contact screening levels
c - Exceeds IDEM excavation direct contact screening levels

APPENDIX G.1

SOIL QUALITY DATA
RFI REPORT
FORMER MANUAL TRANSMISSIONS OF MUNCIE FACILITY
MUNCIE, INDIANA

AOI		*AOI 11.9*	*AOI 11.9*	*AOI 11.9*	*AOI 11.9*	*AOI 11.9*	*AOI 11.9*
Sample Location		*BH-7*	*BH-9*	*BH-8*	*BH-10*	*BH-11*	*BH-12*
Sample Identification		*SS-17330-110304-TP-015*	*SS-17330-110304-TP-017*	*SS-17330-110404-TP-018*	*SS-17330-110404-TP-024*	*SS-17330-110404-TP-025*	*SS-17330-110404-TP-020*
Sample Date		*11/3/2004*	*11/3/2004*	*11/4/2004*	*11/4/2004*	*11/4/2004*	*11/4/2004*
Sample Depth		*(11-13) ft BGS*	*(16-18) ft BGS*	*(8-10) ft BGS*	*(8-9) ft BGS*	*(8-10) ft BGS*	*(8-10) ft BGS*
Sample Type	*Units*						
Volatile Organic Compounds (VOCs)							
Acetone	mg/kg	-	-	-	-	-	-
Benzene	mg/kg	0.0012 J	**0.31**[a]	0.04 J	**0.34**[a]	0.039 J	**2.6 J**[a]
Benzyl alcohol	mg/kg	-	-	-	-	-	-
Bromodichloromethane	mg/kg	-	-	-	-	-	-
Bromoform	mg/kg	-	-	-	-	-	-
Bromomethane (Methyl bromide)	mg/kg	-	-	-	-	-	-
2-Butanone (Methyl ethyl ketone) (MEK)	mg/kg	-	-	-	-	-	-
Carbon disulfide	mg/kg	-	-	-	-	-	-
Carbon tetrachloride	mg/kg	-	-	-	-	-	-
4-Chloroaniline	mg/kg	-	-	-	-	-	-
Chlorobenzene	mg/kg	-	-	-	-	-	-
Chloroethane	mg/kg	-	-	-	-	-	-
2-Chloroethyl vinyl ether	mg/kg	-	-	-	-	-	-
Chloroform (Trichloromethane)	mg/kg	-	-	-	-	-	-
Chloromethane (Methyl chloride)	mg/kg	-	-	-	-	-	-
Cyclohexane	mg/kg	-	-	-	-	-	-
Dibenzofuran	mg/kg	-	-	-	-	-	-
1,2-Dibromo-3-chloropropane (DBCP)	mg/kg	-	-	-	-	-	-
Dibromochloromethane	mg/kg	-	-	-	-	-	-
1,2-Dibromoethane (Ethylene dibromide)	mg/kg	-	-	-	-	-	-
1,2-Dichlorobenzene	mg/kg	-	-	-	-	-	-
1,3-Dichlorobenzene	mg/kg	-	-	-	-	-	-
1,4-Dichlorobenzene	mg/kg	-	-	-	-	-	-
Dichlorodifluoromethane (CFC-12)	mg/kg	-	-	-	-	-	-
Dichloroethane	mg/kg	-	-	-	-	-	-
1,1-Dichloroethane	mg/kg	-	-	-	-	-	-
1,2-Dichloroethane	mg/kg	-	-	-	-	-	-
Dichloroethene	mg/kg	-	-	-	-	-	-
1,2-Dichloroethene (total)	mg/kg	-	-	-	-	-	-
1,1-Dichloroethene	mg/kg	-	-	-	-	-	-
cis-1,2-Dichloroethene	mg/kg	-	-	-	-	-	-
trans-1,2-Dichloroethene	mg/kg	-	-	-	-	-	-
1,2-Dichloropropane	mg/kg	-	-	-	-	-	-
cis-1,3-Dichloropropene	mg/kg	-	-	-	-	-	-
trans-1,3-Dichloropropene	mg/kg	-	-	-	-	-	-
Ethylbenzene	mg/kg	0.0051 U	0.5	1.7	0.071 J	1.3	0.85 J
2-Hexanone	mg/kg	-	-	-	-	-	-
Isopropyl benzene	mg/kg	-	-	-	-	-	-
Methyl acetate	mg/kg	-	-	-	-	-	-
Methyl cyclohexane	mg/kg	-	-	-	-	-	-
Methyl tert butyl ether (MTBE)	mg/kg	0.02 U	1.1 U	1.1 U	1.1 U	0.94 U	0.97 U
4-Methyl-2-pentanone (MIBK)	mg/kg	-	-	-	-	-	-
Methylene chloride	mg/kg	-	-	-	-	-	-
Styrene	mg/kg	-	-	-	-	-	-
1,1,2,2-Tetrachloroethane	mg/kg	-	-	-	-	-	-
Tetrachloroethene	mg/kg	-	-	-	-	-	-

APPENDIX G.1

SOIL QUALITY DATA
RFI REPORT
FORMER MANUAL TRANSMISSIONS OF MUNCIE FACILITY
MUNCIE, INDIANA

AOI		*AOI 11.9*	*AOI 11.9*	*AOI 11.9*	*AOI 11.9*	*AOI 11.9*	*AOI 11.9*
Sample Location		*BH-7*	*BH-9*	*BH-8*	*BH-10*	*BH-11*	*BH-12*
Sample Identification		*SS-17330-110304-TP-015*	*SS-17330-110304-TP-017*	*SS-17330-110404-TP-018*	*SS-17330-110404-TP-024*	*SS-17330-110404-TP-025*	*SS-17330-110404-TP-020*
Sample Date		*11/3/2004*	*11/3/2004*	*11/4/2004*	*11/4/2004*	*11/4/2004*	*11/4/2004*
Sample Depth		*(11-13) ft BGS*	*(16-18) ft BGS*	*(8-10) ft BGS*	*(8-9) ft BGS*	*(8-10) ft BGS*	*(8-10) ft BGS*
Sample Type	*Units*						
VOCs (Continued)							
Toluene	mg/kg	0.00048 J	0.19 J	0.044 J	0.12 J	0.041 J	0.073 J
1,2,4-Trichlorobenzene	mg/kg	-	-	-	-	-	-
Trichloroethane	mg/kg	-	-	-	-	-	-
1,1,1-Trichloroethane	mg/kg	-	-	-	-	-	-
1,1,2-Trichloroethane	mg/kg	-	-	-	-	-	-
Trichloroethene	mg/kg	-	-	-	-	-	-
Trichlorofluoromethane (CFC-11)	mg/kg	-	-	-	-	-	-
Trifluorotrichloroethane (Freon 113)	mg/kg	-	-	-	-	-	-
Vinyl acetate	mg/kg	-	-	-	-	-	-
Vinyl chloride	mg/kg	-	-	-	-	-	-
Xylenes (total)	mg/kg	0.01 U	2.1	1.6	0.24 J	0.38 J	3.5 J
Semi-Volatile Organic Compounds (SVOCs)							
Acenaphthene	mg/kg	-	-	-	-	-	-
Acenaphthylene	mg/kg	-	-	-	-	-	-
Acetophenone	mg/kg	-	-	-	-	-	-
Anthracene	mg/kg	-	-	-	-	-	-
Atrazine	mg/kg	-	-	-	-	-	-
Benzaldehyde	mg/kg	-	-	-	-	-	-
Benzo(a)anthracene	mg/kg	-	-	-	-	-	-
Benzo(a)pyrene	mg/kg	-	-	-	-	-	-
Benzo(b)fluoranthene	mg/kg	-	-	-	-	-	-
Benzo(g,h,i)perylene	mg/kg	-	-	-	-	-	-
Benzo(k)fluoranthene	mg/kg	-	-	-	-	-	-
Benzoic acid	mg/kg	-	-	-	-	-	-
Biphenyl (1,1-Biphenyl)	mg/kg	-	-	-	-	-	-
4-Bromophenyl phenyl ether	mg/kg	-	-	-	-	-	-
Butyl benzylphthalate (BBP)	mg/kg	-	-	-	-	-	-
Caprolactam	mg/kg	-	-	-	-	-	-
Carbazole	mg/kg	-	-	-	-	-	-
4-Chloro-3-methylphenol	mg/kg	-	-	-	-	-	-
4-Chloroaniline	mg/kg	-	-	-	-	-	-
bis(2-Chloroethoxy)methane	mg/kg	-	-	-	-	-	-
bis(2-Chloroethyl)ether	mg/kg	-	-	-	-	-	-
2-Chloronaphthalene	mg/kg	-	-	-	-	-	-
2-Chlorophenol	mg/kg	-	-	-	-	-	-
4-Chlorophenyl phenyl ether	mg/kg	-	-	-	-	-	-
Chrysene	mg/kg	-	-	-	-	-	-
Dibenz(a,h)anthracene	mg/kg	-	-	-	-	-	-
Dibenzofuran	mg/kg	-	-	-	-	-	-
1,2-Dichlorobenzene	mg/kg	-	-	-	-	-	-
1,3-Dichlorobenzene	mg/kg	-	-	-	-	-	-
1,4-Dichlorobenzene	mg/kg	-	-	-	-	-	-
3,3'-Dichlorobenzidine	mg/kg	-	-	-	-	-	-
2,4-Dichlorophenol	mg/kg	-	-	-	-	-	-
Diethyl phthalate	mg/kg	-	-	-	-	-	-

APPENDIX G.1

SOIL QUALITY DATA
RFI REPORT
FORMER MANUAL TRANSMISSIONS OF MUNCIE FACILITY
MUNCIE, INDIANA

AOI		*AOI 11.9*	*AOI 11.9*	*AOI 11.9*	*AOI 11.9*	*AOI 11.9*	*AOI 11.9*
Sample Location		*BH-7*	*BH-9*	*BH-8*	*BH-10*	*BH-11*	*BH-12*
Sample Identification		*SS-17330-110304-TP-015*	*SS-17330-110304-TP-017*	*SS-17330-110404-TP-018*	*SS-17330-110404-TP-024*	*SS-17330-110404-TP-025*	*SS-17330-110404-TP-020*
Sample Date		*11/3/2004*	*11/3/2004*	*11/4/2004*	*11/4/2004*	*11/4/2004*	*11/4/2004*
Sample Depth		*(11-13) ft BGS*	*(16-18) ft BGS*	*(8-10) ft BGS*	*(8-9) ft BGS*	*(8-10) ft BGS*	*(8-10) ft BGS*
Sample Type	*Units*						
SVOCs (Continued)							
Dimethyl phthalate	mg/kg	-	-	-	-	-	-
2,4-Dimethylphenol	mg/kg	-	-	-	-	-	-
Di-n-butylphthalate (DBP)	mg/kg	-	-	-	-	-	-
4,6-Dinitro-2-methylphenol	mg/kg	-	-	-	-	-	-
2,4-Dinitrophenol	mg/kg	-	-	-	-	-	-
2,4-Dinitrotoluene	mg/kg	-	-	-	-	-	-
2,6-Dinitrotoluene	mg/kg	-	-	-	-	-	-
Di-n-octyl phthalate (DnOP)	mg/kg	-	-	-	-	-	-
bis(2-Ethylhexyl)phthalate (DEHP)	mg/kg	-	-	-	-	-	-
Fluoranthene	mg/kg	-	-	-	-	-	-
Fluorene	mg/kg	-	-	-	-	-	-
Hexachlorobenzene	mg/kg	-	-	-	-	-	-
Hexachlorobutadiene	mg/kg	-	-	-	-	-	-
Hexachlorocyclopentadiene	mg/kg	-	-	-	-	-	-
Hexachloroethane	mg/kg	-	-	-	-	-	-
Indeno(1,2,3-cd)pyrene	mg/kg	-	-	-	-	-	-
Isophorone	mg/kg	-	-	-	-	-	-
2-Methylnaphthalene	mg/kg	-	-	-	-	-	-
2-Methylphenol	mg/kg	-	-	-	-	-	-
3&4-Methylphenol	mg/kg	-	-	-	-	-	-
4-Methylphenol	mg/kg	-	-	-	-	-	-
Naphthalene	mg/kg	-	-	-	-	-	-
2-Nitroaniline	mg/kg	-	-	-	-	-	-
3-Nitroaniline	mg/kg	-	-	-	-	-	-
4-Nitroaniline	mg/kg	-	-	-	-	-	-
Nitrobenzene	mg/kg	-	-	-	-	-	-
2-Nitrophenol	mg/kg	-	-	-	-	-	-
4-Nitrophenol	mg/kg	-	-	-	-	-	-
N-Nitrosodi-n-propylamine	mg/kg	-	-	-	-	-	-
N-Nitrosodiphenylamine	mg/kg	-	-	-	-	-	-
N-Nitrosodimethylamine	mg/kg	-	-	-	-	-	-
2,2'-Oxybis(1-chloropropane)	mg/kg	-	-	-	-	-	-
Pentachlorophenol	mg/kg	-	-	-	-	-	-
Phenanthrene	mg/kg	-	-	-	-	-	-
Phenol	mg/kg	-	-	-	-	-	-
Pyrene	mg/kg	-	-	-	-	-	-
1,2,4-Trichlorobenzene	mg/kg	-	-	-	-	-	-
2,4,5-Trichlorophenol	mg/kg	-	-	-	-	-	-
2,4,6-Trichlorophenol	mg/kg	-	-	-	-	-	-

APPENDIX G.1

SOIL QUALITY DATA
RFI REPORT
FORMER MANUAL TRANSMISSIONS OF MUNCIE FACILITY
MUNCIE, INDIANA

AOI		*AOI 11.9*	*AOI 11.9*	*AOI 11.9*	*AOI 11.9*	*AOI 11.9*	*AOI 11.9*
Sample Location		*BH-7*	*BH-9*	*BH-8*	*BH-10*	*BH-11*	*BH-12*
Sample Identification		*SS-17330-110304-TP-015*	*SS-17330-110304-TP-017*	*SS-17330-110404-TP-018*	*SS-17330-110404-TP-024*	*SS-17330-110404-TP-025*	*SS-17330-110404-TP-020*
Sample Date		*11/3/2004*	*11/3/2004*	*11/4/2004*	*11/4/2004*	*11/4/2004*	*11/4/2004*
Sample Depth		*(11-13) ft BGS*	*(16-18) ft BGS*	*(8-10) ft BGS*	*(8-9) ft BGS*	*(8-10) ft BGS*	*(8-10) ft BGS*
Sample Type	*Units*						
Polychlorinated Biphenyls (PCBs)							
Aroclor-1016 (PCB-1016)	mg/kg	-	-	-	-	-	-
Aroclor-1221 (PCB-1221)	mg/kg	-	-	-	-	-	-
Aroclor-1232 (PCB-1232)	mg/kg	-	-	-	-	-	-
Aroclor-1242 (PCB-1242)	mg/kg	-	-	-	-	-	-
Aroclor-1248 (PCB-1248)	mg/kg	-	-	-	-	-	-
Aroclor-1254 (PCB-1254)	mg/kg	-	-	-	-	-	-
Aroclor-1260 (PCB-1260)	mg/kg	-	-	-	-	-	-
Total PCBs	mg/kg	-	-	-	-	-	-
Total Petroleum Hydrocarbons (TPH)							
Total Petroleum Hydrocarbons - Diesel	mg/kg	-	-	-	-	-	-
Total Petroleum Hydrocarbons - Gas	mg/kg	-	-	-	-	-	-
Total Petroleum Hydrocarbons - Oil	mg/kg	-	-	-	-	-	-
Total Petroleum Hydrocarbons	mg/kg	-	-	-	-	-	-
Total Petroleum Hydrocarbons - Purgeable (GRO)	mg/kg	2.6	350	54	12	66	0.12 U
Total Petroleum Hydrocarbons (C10-C20)	mg/kg	-	-	-	-	-	-
Total Petroleum Hydrocarbons (C20-C34)	mg/kg	-	-	-	-	-	-
Total Petroleum Hydrocarbons (C6-C10) GRO	mg/kg	-	-	-	-	-	-
Metals							
Aluminum	mg/kg	-	-	-	-	-	-
Antimony	mg/kg	-	-	-	-	-	-
Arsenic	mg/kg	-	-	-	-	-	-
Barium	mg/kg	-	-	-	-	-	-
Beryllium	mg/kg	-	-	-	-	-	-
Cadmium	mg/kg	-	-	-	-	-	-
Calcium	mg/kg	-	-	-	-	-	-
Chromium	mg/kg	-	-	-	-	-	-
Chromium VI (hexavalent)	mg/kg	-	-	-	-	-	-
Cobalt	mg/kg	-	-	-	-	-	-
Copper	mg/kg	-	-	-	-	-	-
Iron	mg/kg	-	-	-	-	-	-
Lead	mg/kg	-	-	-	-	-	-
Magnesium	mg/kg	-	-	-	-	-	-
Manganese	mg/kg	-	-	-	-	-	-
Mercury	mg/kg	-	-	-	-	-	-
Nickel	mg/kg	-	-	-	-	-	-
Potassium	mg/kg	-	-	-	-	-	-
Selenium	mg/kg	-	-	-	-	-	-
Silver	mg/kg	-	-	-	-	-	-
Sodium	mg/kg	-	-	-	-	-	-
Thallium	mg/kg	-	-	-	-	-	-
Vanadium	mg/kg	-	-	-	-	-	-
Zinc	mg/kg	-	-	-	-	-	-

APPENDIX G.1

SOIL QUALITY DATA
RFI REPORT
FORMER MANUAL TRANSMISSIONS OF MUNCIE FACILITY
MUNCIE, INDIANA

AOI		***AOI 11.9***	***AOI 11.9***	***AOI 11.9***	***AOI 11.9***	***AOI 11.9***	***AOI 11.9***
Sample Location		***BH-7***	***BH-9***	***BH-8***	***BH-10***	***BH-11***	***BH-12***
Sample Identification		***SS-17330-110304-TP-015***	***SS-17330-110304-TP-017***	***SS-17330-110404-TP-018***	***SS-17330-110404-TP-024***	***SS-17330-110404-TP-025***	***SS-17330-110404-TP-020***
Sample Date		***11/3/2004***	***11/3/2004***	***11/4/2004***	***11/4/2004***	***11/4/2004***	***11/4/2004***
Sample Depth		***(11-13) ft BGS***	***(16-18) ft BGS***	***(8-10) ft BGS***	***(8-9) ft BGS***	***(8-10) ft BGS***	***(8-10) ft BGS***
Sample Type	***Units***						
General Chemistry							
Carbonate (as CaCO3)	mg/kg	-	-	-	-	-	-
Chloride	mg/kg	-	-	-	-	-	-
Chloride	s.u.	-	-	-	-	-	-
Cyanide (total)	mg/kg	-	-	-	-	-	-
N-Hexane extractable material	mg/kg	-	-	-	-	-	-
Percent moisture	%	-	-	-	-	-	-
pH	s.u.	-	-	-	-	-	-
Saturated aliphatic hydrocarbons	mg/kg	-	-	-	-	-	-
Sulfate	mg/kg	-	-	-	-	-	-
Total solids	%	84.5	81.8	82.5	82.7	87.4	80.4

Notes
mg/kg - Milligrams per kilogram
"-" - No value
U - Not detected at the associated reporting limit
J - Estimated concentration
UJ - Not detected; associated reporting limit is estimated
R - Rejected
s.u. - Standard units
nc - No criteria
ND - Non Detect (calculation)
BOLD[abc] Concentration exceeds associated screening level
IDEM Appendix A: Screening Levels Remedation Closure Guide - March 25, 2014
a - Exceeds IDEM residential migration to ground water screening levels
b - Exceeds IDEM commercial/industrial direct contact screening levels
c - Exceeds IDEM excavation direct contact screening levels

APPENDIX G.1

SOIL QUALITY DATA
RFI REPORT
FORMER MANUAL TRANSMISSIONS OF MUNCIE FACILITY
MUNCIE, INDIANA

AOI		*AOI 11.9*	*AOI 11.9*	*AOI 11.9*	*AOI 11.9*	*AOI 11.9*	*AOI 11.9*
Sample Location		*BH-12*	*BH-8*	*BH-12*	*BH-11*	*BH-13*	*BH-15*
Sample Identification		*SS-17330-110404-TP-021*	*SS-17330-110404-TP-019*	*SS-17330-110404-TP-022*	*SS-17330-110404-TP-026*	*S-017330-072005-TP-001*	*S-017330-072005-TP-006*
Sample Date		*11/4/2004*	*11/4/2004*	*11/4/2004*	*11/4/2004*	*7/20/2005*	*7/20/2005*
Sample Depth		*(8-10) ft BGS*	*(11-12) ft BGS*	*(12-14) ft BGS*	*(16-18) ft BGS*	*(6-8) ft BGS*	*(6-8) ft BGS*
Sample Type	*Units*	*Duplicate*					
Volatile Organic Compounds (VOCs)							
Acetone	mg/kg	-	-	-	-	-	-
Benzene	mg/kg	0.0056 U	**0.51**[a]	**3.2**[a]	**0.23 J**[a]	0.0002 J	0.00034 J
Benzyl alcohol	mg/kg	-	-	-	-	-	-
Bromodichloromethane	mg/kg	-	-	-	-	-	-
Bromoform	mg/kg	-	-	-	-	-	-
Bromomethane (Methyl bromide)	mg/kg	-	-	-	-	-	-
2-Butanone (Methyl ethyl ketone) (MEK)	mg/kg	-	-	-	-	-	-
Carbon disulfide	mg/kg	-	-	-	-	-	-
Carbon tetrachloride	mg/kg	-	-	-	-	-	-
4-Chloroaniline	mg/kg	-	-	-	-	-	-
Chlorobenzene	mg/kg	-	-	-	-	-	-
Chloroethane	mg/kg	-	-	-	-	-	-
2-Chloroethyl vinyl ether	mg/kg	-	-	-	-	-	-
Chloroform (Trichloromethane)	mg/kg	-	-	-	-	-	-
Chloromethane (Methyl chloride)	mg/kg	-	-	-	-	-	-
Cyclohexane	mg/kg	-	-	-	-	-	-
Dibenzofuran	mg/kg	-	-	-	-	-	-
1,2-Dibromo-3-chloropropane (DBCP)	mg/kg	-	-	-	-	-	-
Dibromochloromethane	mg/kg	-	-	-	-	-	-
1,2-Dibromoethane (Ethylene dibromide)	mg/kg	-	-	-	-	-	-
1,2-Dichlorobenzene	mg/kg	-	-	-	-	-	-
1,3-Dichlorobenzene	mg/kg	-	-	-	-	-	-
1,4-Dichlorobenzene	mg/kg	-	-	-	-	-	-
Dichlorodifluoromethane (CFC-12)	mg/kg	-	-	-	-	-	-
Dichloroethane	mg/kg	-	-	-	-	-	-
1,1-Dichloroethane	mg/kg	-	-	-	-	-	-
1,2-Dichloroethane	mg/kg	-	-	-	-	-	-
Dichloroethene	mg/kg	-	-	-	-	-	-
1,2-Dichloroethene (total)	mg/kg	-	-	-	-	-	-
1,1-Dichloroethene	mg/kg	-	-	-	-	-	-
cis-1,2-Dichloroethene	mg/kg	-	-	-	-	-	-
trans-1,2-Dichloroethene	mg/kg	-	-	-	-	-	-
1,2-Dichloropropane	mg/kg	-	-	-	-	-	-
cis-1,3-Dichloropropene	mg/kg	-	-	-	-	-	-
trans-1,3-Dichloropropene	mg/kg	-	-	-	-	-	-
Ethylbenzene	mg/kg	0.0056 U	2.4	2.5	6.9	0.0042 U	0.0043 UJ
2-Hexanone	mg/kg	-	-	-	-	-	-
Isopropyl benzene	mg/kg	-	-	-	-	-	-
Methyl acetate	mg/kg	-	-	-	-	-	-
Methyl cyclohexane	mg/kg	-	-	-	-	-	-
Methyl tert butyl ether (MTBE)	mg/kg	0.022 U	1.2 U	1.1 U	1 U	0.017 U	0.017 U
4-Methyl-2-pentanone (MIBK)	mg/kg	-	-	-	-	-	-
Methylene chloride	mg/kg	-	-	-	-	-	-
Styrene	mg/kg	-	-	-	-	-	-
1,1,2,2-Tetrachloroethane	mg/kg	-	-	-	-	-	-
Tetrachloroethene	mg/kg	-	-	-	-	-	-

APPENDIX G.1

SOIL QUALITY DATA
RFI REPORT
FORMER MANUAL TRANSMISSIONS OF MUNCIE FACILITY
MUNCIE, INDIANA

AOI		*AOI 11.9*	*AOI 11.9*	*AOI 11.9*	*AOI 11.9*	*AOI 11.9*	*AOI 11.9*
Sample Location		*BH-12*	*BH-8*	*BH-12*	*BH-11*	*BH-13*	*BH-15*
Sample Identification		*SS-17330-110404-TP-021*	*SS-17330-110404-TP-019*	*SS-17330-110404-TP-022*	*SS-17330-110404-TP-026*	*S-017330-072005-TP-001*	*S-017330-072005-TP-006*
Sample Date		*11/4/2004*	*11/4/2004*	*11/4/2004*	*11/4/2004*	*7/20/2005*	*7/20/2005*
Sample Depth		*(8-10) ft BGS*	*(11-12) ft BGS*	*(12-14) ft BGS*	*(16-18) ft BGS*	*(6-8) ft BGS*	*(6-8) ft BGS*
Sample Type	*Units*	*Duplicate*					
VOCs (Continued)							
Toluene	mg/kg	0.0056 U	0.037 J	0.1 J	0.22 J	0.0042 U	0.0005 J
1,2,4-Trichlorobenzene	mg/kg	-	-	-	-	-	-
Trichloroethane	mg/kg	-	-	-	-	-	-
1,1,1-Trichloroethane	mg/kg	-	-	-	-	-	-
1,1,2-Trichloroethane	mg/kg	-	-	-	-	-	-
Trichloroethene	mg/kg	-	-	-	-	-	-
Trichlorofluoromethane (CFC-11)	mg/kg	-	-	-	-	-	-
Trifluorotrichloroethane (Freon 113)	mg/kg	-	-	-	-	-	-
Vinyl acetate	mg/kg	-	-	-	-	-	-
Vinyl chloride	mg/kg	-	-	-	-	-	-
Xylenes (total)	mg/kg	0.011 U	1.1	2.7	8.1	0.0085 U	0.0085 UJ
Semi-Volatile Organic Compounds (SVOCs)							
Acenaphthene	mg/kg	-	-	-	-	-	-
Acenaphthylene	mg/kg	-	-	-	-	-	-
Acetophenone	mg/kg	-	-	-	-	-	-
Anthracene	mg/kg	-	-	-	-	-	-
Atrazine	mg/kg	-	-	-	-	-	-
Benzaldehyde	mg/kg	-	-	-	-	-	-
Benzo(a)anthracene	mg/kg	-	-	-	-	-	-
Benzo(a)pyrene	mg/kg	-	-	-	-	-	-
Benzo(b)fluoranthene	mg/kg	-	-	-	-	-	-
Benzo(g,h,i)perylene	mg/kg	-	-	-	-	-	-
Benzo(k)fluoranthene	mg/kg	-	-	-	-	-	-
Benzoic acid	mg/kg	-	-	-	-	-	-
Biphenyl (1,1-Biphenyl)	mg/kg	-	-	-	-	-	-
4-Bromophenyl phenyl ether	mg/kg	-	-	-	-	-	-
Butyl benzylphthalate (BBP)	mg/kg	-	-	-	-	-	-
Caprolactam	mg/kg	-	-	-	-	-	-
Carbazole	mg/kg	-	-	-	-	-	-
4-Chloro-3-methylphenol	mg/kg	-	-	-	-	-	-
4-Chloroaniline	mg/kg	-	-	-	-	-	-
bis(2-Chloroethoxy)methane	mg/kg	-	-	-	-	-	-
bis(2-Chloroethyl)ether	mg/kg	-	-	-	-	-	-
2-Chloronaphthalene	mg/kg	-	-	-	-	-	-
2-Chlorophenol	mg/kg	-	-	-	-	-	-
4-Chlorophenyl phenyl ether	mg/kg	-	-	-	-	-	-
Chrysene	mg/kg	-	-	-	-	-	-
Dibenz(a,h)anthracene	mg/kg	-	-	-	-	-	-
Dibenzofuran	mg/kg	-	-	-	-	-	-
1,2-Dichlorobenzene	mg/kg	-	-	-	-	-	-
1,3-Dichlorobenzene	mg/kg	-	-	-	-	-	-
1,4-Dichlorobenzene	mg/kg	-	-	-	-	-	-
3,3'-Dichlorobenzidine	mg/kg	-	-	-	-	-	-
2,4-Dichlorophenol	mg/kg	-	-	-	-	-	-
Diethyl phthalate	mg/kg	-	-	-	-	-	-

APPENDIX G.1

SOIL QUALITY DATA
RFI REPORT
FORMER MANUAL TRANSMISSIONS OF MUNCIE FACILITY
MUNCIE, INDIANA

AOI		*AOI 11.9*	*AOI 11.9*	*AOI 11.9*	*AOI 11.9*	*AOI 11.9*	*AOI 11.9*
Sample Location		*BH-12*	*BH-8*	*BH-12*	*BH-11*	*BH-13*	*BH-15*
Sample Identification		*SS-17330-110404-TP-021*	*SS-17330-110404-TP-019*	*SS-17330-110404-TP-022*	*SS-17330-110404-TP-026*	*S-017330-072005-TP-001*	*S-017330-072005-TP-006*
Sample Date		*11/4/2004*	*11/4/2004*	*11/4/2004*	*11/4/2004*	*7/20/2005*	*7/20/2005*
Sample Depth		*(8-10) ft BGS*	*(11-12) ft BGS*	*(12-14) ft BGS*	*(16-18) ft BGS*	*(6-8) ft BGS*	*(6-8) ft BGS*
Sample Type	*Units*	*Duplicate*					
SVOCs (Continued)							
Dimethyl phthalate	mg/kg	-	-	-	-	-	-
2,4-Dimethylphenol	mg/kg	-	-	-	-	-	-
Di-n-butylphthalate (DBP)	mg/kg	-	-	-	-	-	-
4,6-Dinitro-2-methylphenol	mg/kg	-	-	-	-	-	-
2,4-Dinitrophenol	mg/kg	-	-	-	-	-	-
2,4-Dinitrotoluene	mg/kg	-	-	-	-	-	-
2,6-Dinitrotoluene	mg/kg	-	-	-	-	-	-
Di-n-octyl phthalate (DnOP)	mg/kg	-	-	-	-	-	-
bis(2-Ethylhexyl)phthalate (DEHP)	mg/kg	-	-	-	-	-	-
Fluoranthene	mg/kg	-	-	-	-	-	-
Fluorene	mg/kg	-	-	-	-	-	-
Hexachlorobenzene	mg/kg	-	-	-	-	-	-
Hexachlorobutadiene	mg/kg	-	-	-	-	-	-
Hexachlorocyclopentadiene	mg/kg	-	-	-	-	-	-
Hexachloroethane	mg/kg	-	-	-	-	-	-
Indeno(1,2,3-cd)pyrene	mg/kg	-	-	-	-	-	-
Isophorone	mg/kg	-	-	-	-	-	-
2-Methylnaphthalene	mg/kg	-	-	-	-	-	-
2-Methylphenol	mg/kg	-	-	-	-	-	-
3&4-Methylphenol	mg/kg	-	-	-	-	-	-
4-Methylphenol	mg/kg	-	-	-	-	-	-
Naphthalene	mg/kg	-	-	-	-	-	-
2-Nitroaniline	mg/kg	-	-	-	-	-	-
3-Nitroaniline	mg/kg	-	-	-	-	-	-
4-Nitroaniline	mg/kg	-	-	-	-	-	-
Nitrobenzene	mg/kg	-	-	-	-	-	-
2-Nitrophenol	mg/kg	-	-	-	-	-	-
4-Nitrophenol	mg/kg	-	-	-	-	-	-
N-Nitrosodi-n-propylamine	mg/kg	-	-	-	-	-	-
N-Nitrosodiphenylamine	mg/kg	-	-	-	-	-	-
N-Nitrosodimethylamine	mg/kg	-	-	-	-	-	-
2,2'-Oxybis(1-chloropropane)	mg/kg	-	-	-	-	-	-
Pentachlorophenol	mg/kg	-	-	-	-	-	-
Phenanthrene	mg/kg	-	-	-	-	-	-
Phenol	mg/kg	-	-	-	-	-	-
Pyrene	mg/kg	-	-	-	-	-	-
1,2,4-Trichlorobenzene	mg/kg	-	-	-	-	-	-
2,4,5-Trichlorophenol	mg/kg	-	-	-	-	-	-
2,4,6-Trichlorophenol	mg/kg	-	-	-	-	-	-

APPENDIX G.1

SOIL QUALITY DATA
RFI REPORT
FORMER MANUAL TRANSMISSIONS OF MUNCIE FACILITY
MUNCIE, INDIANA

AOI		*AOI 11.9*	*AOI 11.9*	*AOI 11.9*	*AOI 11.9*	*AOI 11.9*	*AOI 11.9*
Sample Location		*BH-12*	*BH-8*	*BH-12*	*BH-11*	*BH-13*	*BH-15*
Sample Identification		*SS-17330-110404-TP-021*	*SS-17330-110404-TP-019*	*SS-17330-110404-TP-022*	*SS-17330-110404-TP-026*	*S-017330-072005-TP-001*	*S-017330-072005-TP-006*
Sample Date		*11/4/2004*	*11/4/2004*	*11/4/2004*	*11/4/2004*	*7/20/2005*	*7/20/2005*
Sample Depth		*(8-10) ft BGS*	*(11-12) ft BGS*	*(12-14) ft BGS*	*(16-18) ft BGS*	*(6-8) ft BGS*	*(6-8) ft BGS*
Sample Type	*Units*	*Duplicate*					
Polychlorinated Biphenyls (PCBs)							
Aroclor-1016 (PCB-1016)	mg/kg	-	-	-	-	-	-
Aroclor-1221 (PCB-1221)	mg/kg	-	-	-	-	-	-
Aroclor-1232 (PCB-1232)	mg/kg	-	-	-	-	-	-
Aroclor-1242 (PCB-1242)	mg/kg	-	-	-	-	-	-
Aroclor-1248 (PCB-1248)	mg/kg	-	-	-	-	-	-
Aroclor-1254 (PCB-1254)	mg/kg	-	-	-	-	-	-
Aroclor-1260 (PCB-1260)	mg/kg	-	-	-	-	-	-
Total PCBs	mg/kg	-	-	-	-	-	-
Total Petroleum Hydrocarbons (TPH)							
Total Petroleum Hydrocarbons - Diesel	mg/kg	-	-	-	-	-	-
Total Petroleum Hydrocarbons - Gas	mg/kg	-	-	-	-	-	-
Total Petroleum Hydrocarbons - Oil	mg/kg	-	-	-	-	-	-
Total Petroleum Hydrocarbons	mg/kg	-	-	-	-	-	-
Total Petroleum Hydrocarbons - Purgeable (GRO)	mg/kg	0.12 U	620	0.12 U	90 J	0.17	0.11 U
Total Petroleum Hydrocarbons (C10-C20)	mg/kg	-	-	-	-	-	-
Total Petroleum Hydrocarbons (C20-C34)	mg/kg	-	-	-	-	-	-
Total Petroleum Hydrocarbons (C6-C10) GRO	mg/kg	-	-	-	-	-	-
Metals							
Aluminum	mg/kg	-	-	-	-	-	-
Antimony	mg/kg	-	-	-	-	-	-
Arsenic	mg/kg	-	-	-	-	-	-
Barium	mg/kg	-	-	-	-	-	-
Beryllium	mg/kg	-	-	-	-	-	-
Cadmium	mg/kg	-	-	-	-	-	-
Calcium	mg/kg	-	-	-	-	-	-
Chromium	mg/kg	-	-	-	-	-	-
Chromium VI (hexavalent)	mg/kg	-	-	-	-	-	-
Cobalt	mg/kg	-	-	-	-	-	-
Copper	mg/kg	-	-	-	-	-	-
Iron	mg/kg	-	-	-	-	-	-
Lead	mg/kg	-	-	-	-	-	-
Magnesium	mg/kg	-	-	-	-	-	-
Manganese	mg/kg	-	-	-	-	-	-
Mercury	mg/kg	-	-	-	-	-	-
Nickel	mg/kg	-	-	-	-	-	-
Potassium	mg/kg	-	-	-	-	-	-
Selenium	mg/kg	-	-	-	-	-	-
Silver	mg/kg	-	-	-	-	-	-
Sodium	mg/kg	-	-	-	-	-	-
Thallium	mg/kg	-	-	-	-	-	-
Vanadium	mg/kg	-	-	-	-	-	-
Zinc	mg/kg	-	-	-	-	-	-

APPENDIX G.1

SOIL QUALITY DATA
RFI REPORT
FORMER MANUAL TRANSMISSIONS OF MUNCIE FACILITY
MUNCIE, INDIANA

AOI		***AOI 11.9***	***AOI 11.9***	***AOI 11.9***	***AOI 11.9***	***AOI 11.9***	***AOI 11.9***
Sample Location		***BH-12***	***BH-8***	***BH-12***	***BH-11***	***BH-13***	***BH-15***
Sample Identification		***SS-17330-110404-TP-021***	***SS-17330-110404-TP-019***	***SS-17330-110404-TP-022***	***SS-17330-110404-TP-026***	***S-017330-072005-TP-001***	***S-017330-072005-TP-006***
Sample Date		***11/4/2004***	***11/4/2004***	***11/4/2004***	***11/4/2004***	***7/20/2005***	***7/20/2005***
Sample Depth		***(8-10) ft BGS***	***(11-12) ft BGS***	***(12-14) ft BGS***	***(16-18) ft BGS***	***(6-8) ft BGS***	***(6-8) ft BGS***
Sample Type	***Units***	***Duplicate***					
General Chemistry							
Carbonate (as CaCO3)	mg/kg	-	-	-	-	-	-
Chloride	mg/kg	-	-	-	-	-	-
Chloride	s.u.	-	-	-	-	-	-
Cyanide (total)	mg/kg	-	-	-	-	-	-
N-Hexane extractable material	mg/kg	-	-	-	-	-	-
Percent moisture	%	-	-	-	-	-	-
pH	s.u.	-	-	-	-	-	-
Saturated aliphatic hydrocarbons	mg/kg	-	-	-	-	-	-
Sulfate	mg/kg	-	-	-	-	-	-
Total solids	%	81.7	79.6	80.5	88.1	88.3	88.2

Notes
mg/kg - Milligrams per kilogram
"-" - No value
U - Not detected at the associated reporting limit
J - Estimated concentration
UJ - Not detected; associated reporting limit is estimated
R - Rejected
s.u. - Standard units
nc - No criteria
ND - Non Detect (calculation)
BOLD[abc] Concentration exceeds associated screening level
IDEM Appendix A: Screening Levels Remedation Closure Guide - March 25, 2014
a - Exceeds IDEM residential migration to ground water screening levels
b - Exceeds IDEM commercial/industrial direct contact screening levels
c - Exceeds IDEM excavation direct contact screening levels

APPENDIX G.1

SOIL QUALITY DATA
RFI REPORT
FORMER MANUAL TRANSMISSIONS OF MUNCIE FACILITY
MUNCIE, INDIANA

AOI		*AOI 11.9*	*AOI 11.9*	*AOI 11.9*	*AOI 11.9*	*AOI 11.9*	*AOI 11.9*
Sample Location		*BH-16*	*BH-17*	*BH-14*	*BH-13*	*BH-15*	*BH-16*
Sample Identification		*S-017330-072005-TP-008*	*S-017330-072005-TP-010*	*S-017330-072005-TP-003*	*S-017330-072005-TP-002*	*S-017330-072005-TP-007*	*S-017330-072005-TP-009*
Sample Date		*7/20/2005*	*7/20/2005*	*7/20/2005*	*7/20/2005*	*7/20/2005*	*7/20/2005*
Sample Depth		*(6-8) ft BGS*	*(6-8) ft BGS*	*(8-10) ft BGS*	*(12-14) ft BGS*	*(12-14) ft BGS*	*(12-14) ft BGS*
Sample Type	*Units*						
Volatile Organic Compounds (VOCs)							
Acetone	mg/kg	-	-	-	-	-	-
Benzene	mg/kg	0.0041 U	0.0053 U	**0.71**[a]	0.0043 U	0.0041 U	0.00028 J
Benzyl alcohol	mg/kg	-	-	-	-	-	-
Bromodichloromethane	mg/kg	-	-	-	-	-	-
Bromoform	mg/kg	-	-	-	-	-	-
Bromomethane (Methyl bromide)	mg/kg	-	-	-	-	-	-
2-Butanone (Methyl ethyl ketone) (MEK)	mg/kg	-	-	-	-	-	-
Carbon disulfide	mg/kg	-	-	-	-	-	-
Carbon tetrachloride	mg/kg	-	-	-	-	-	-
4-Chloroaniline	mg/kg	-	-	-	-	-	-
Chlorobenzene	mg/kg	-	-	-	-	-	-
Chloroethane	mg/kg	-	-	-	-	-	-
2-Chloroethyl vinyl ether	mg/kg	-	-	-	-	-	-
Chloroform (Trichloromethane)	mg/kg	-	-	-	-	-	-
Chloromethane (Methyl chloride)	mg/kg	-	-	-	-	-	-
Cyclohexane	mg/kg	-	-	-	-	-	-
Dibenzofuran	mg/kg	-	-	-	-	-	-
1,2-Dibromo-3-chloropropane (DBCP)	mg/kg	-	-	-	-	-	-
Dibromochloromethane	mg/kg	-	-	-	-	-	-
1,2-Dibromoethane (Ethylene dibromide)	mg/kg	-	-	-	-	-	-
1,2-Dichlorobenzene	mg/kg	-	-	-	-	-	-
1,3-Dichlorobenzene	mg/kg	-	-	-	-	-	-
1,4-Dichlorobenzene	mg/kg	-	-	-	-	-	-
Dichlorodifluoromethane (CFC-12)	mg/kg	-	-	-	-	-	-
Dichloroethane	mg/kg	-	-	-	-	-	-
1,1-Dichloroethane	mg/kg	-	-	-	-	-	-
1,2-Dichloroethane	mg/kg	-	-	-	-	-	-
Dichloroethene	mg/kg	-	-	-	-	-	-
1,2-Dichloroethene (total)	mg/kg	-	-	-	-	-	-
1,1-Dichloroethene	mg/kg	-	-	-	-	-	-
cis-1,2-Dichloroethene	mg/kg	-	-	-	-	-	-
trans-1,2-Dichloroethene	mg/kg	-	-	-	-	-	-
1,2-Dichloropropane	mg/kg	-	-	-	-	-	-
cis-1,3-Dichloropropene	mg/kg	-	-	-	-	-	-
trans-1,3-Dichloropropene	mg/kg	-	-	-	-	-	-
Ethylbenzene	mg/kg	0.0041 U	0.0053 U	2.1	0.0043 U	0.0041 U	0.0047 U
2-Hexanone	mg/kg	-	-	-	-	-	-
Isopropyl benzene	mg/kg	-	-	-	-	-	-
Methyl acetate	mg/kg	-	-	-	-	-	-
Methyl cyclohexane	mg/kg	-	-	-	-	-	-
Methyl tert butyl ether (MTBE)	mg/kg	0.016 U	0.021 U	1.1 U	0.017 U	0.016 U	0.019 U
4-Methyl-2-pentanone (MIBK)	mg/kg	-	-	-	-	-	-
Methylene chloride	mg/kg	-	-	-	-	-	-
Styrene	mg/kg	-	-	-	-	-	-
1,1,2,2-Tetrachloroethane	mg/kg	-	-	-	-	-	-
Tetrachloroethene	mg/kg	-	-	-	-	-	-

APPENDIX G.1

SOIL QUALITY DATA
RFI REPORT
FORMER MANUAL TRANSMISSIONS OF MUNCIE FACILITY
MUNCIE, INDIANA

AOI		*AOI 11.9*	*AOI 11.9*	*AOI 11.9*	*AOI 11.9*	*AOI 11.9*	*AOI 11.9*
Sample Location		*BH-16*	*BH-17*	*BH-14*	*BH-13*	*BH-15*	*BH-16*
Sample Identification		*S-017330-072005-TP-008*	*S-017330-072005-TP-010*	*S-017330-072005-TP-003*	*S-017330-072005-TP-002*	*S-017330-072005-TP-007*	*S-017330-072005-TP-009*
Sample Date		*7/20/2005*	*7/20/2005*	*7/20/2005*	*7/20/2005*	*7/20/2005*	*7/20/2005*
Sample Depth		*(6-8) ft BGS*	*(6-8) ft BGS*	*(8-10) ft BGS*	*(12-14) ft BGS*	*(12-14) ft BGS*	*(12-14) ft BGS*
Sample Type	*Units*						
VOCs (Continued)							
Toluene	mg/kg	0.00024 J	0.0053 U	3.7	0.0043 U	0.0041 U	0.0047 U
1,2,4-Trichlorobenzene	mg/kg	-	-	-	-	-	-
Trichloroethane	mg/kg	-	-	-	-	-	-
1,1,1-Trichloroethane	mg/kg	-	-	-	-	-	-
1,1,2-Trichloroethane	mg/kg	-	-	-	-	-	-
Trichloroethene	mg/kg	-	-	-	-	-	-
Trichlorofluoromethane (CFC-11)	mg/kg	-	-	-	-	-	-
Trifluorotrichloroethane (Freon 113)	mg/kg	-	-	-	-	-	-
Vinyl acetate	mg/kg	-	-	-	-	-	-
Vinyl chloride	mg/kg	-	-	-	-	-	-
Xylenes (total)	mg/kg	0.0082 U	0.011 U	11	0.0087 U	0.0082 U	0.0093 U
Semi-Volatile Organic Compounds (SVOCs)							
Acenaphthene	mg/kg	-	-	-	-	-	-
Acenaphthylene	mg/kg	-	-	-	-	-	-
Acetophenone	mg/kg	-	-	-	-	-	-
Anthracene	mg/kg	-	-	-	-	-	-
Atrazine	mg/kg	-	-	-	-	-	-
Benzaldehyde	mg/kg	-	-	-	-	-	-
Benzo(a)anthracene	mg/kg	-	-	-	-	-	-
Benzo(a)pyrene	mg/kg	-	-	-	-	-	-
Benzo(b)fluoranthene	mg/kg	-	-	-	-	-	-
Benzo(g,h,i)perylene	mg/kg	-	-	-	-	-	-
Benzo(k)fluoranthene	mg/kg	-	-	-	-	-	-
Benzoic acid	mg/kg	-	-	-	-	-	-
Biphenyl (1,1-Biphenyl)	mg/kg	-	-	-	-	-	-
4-Bromophenyl phenyl ether	mg/kg	-	-	-	-	-	-
Butyl benzylphthalate (BBP)	mg/kg	-	-	-	-	-	-
Caprolactam	mg/kg	-	-	-	-	-	-
Carbazole	mg/kg	-	-	-	-	-	-
4-Chloro-3-methylphenol	mg/kg	-	-	-	-	-	-
4-Chloroaniline	mg/kg	-	-	-	-	-	-
bis(2-Chloroethoxy)methane	mg/kg	-	-	-	-	-	-
bis(2-Chloroethyl)ether	mg/kg	-	-	-	-	-	-
2-Chloronaphthalene	mg/kg	-	-	-	-	-	-
2-Chlorophenol	mg/kg	-	-	-	-	-	-
4-Chlorophenyl phenyl ether	mg/kg	-	-	-	-	-	-
Chrysene	mg/kg	-	-	-	-	-	-
Dibenz(a,h)anthracene	mg/kg	-	-	-	-	-	-
Dibenzofuran	mg/kg	-	-	-	-	-	-
1,2-Dichlorobenzene	mg/kg	-	-	-	-	-	-
1,3-Dichlorobenzene	mg/kg	-	-	-	-	-	-
1,4-Dichlorobenzene	mg/kg	-	-	-	-	-	-
3,3'-Dichlorobenzidine	mg/kg	-	-	-	-	-	-
2,4-Dichlorophenol	mg/kg	-	-	-	-	-	-
Diethyl phthalate	mg/kg	-	-	-	-	-	-

APPENDIX G.1

SOIL QUALITY DATA
RFI REPORT
FORMER MANUAL TRANSMISSIONS OF MUNCIE FACILITY
MUNCIE, INDIANA

AOI		*AOI 11.9*	*AOI 11.9*	*AOI 11.9*	*AOI 11.9*	*AOI 11.9*	*AOI 11.9*
Sample Location		*BH-16*	*BH-17*	*BH-14*	*BH-13*	*BH-15*	*BH-16*
Sample Identification		*S-017330-072005-TP-008*	*S-017330-072005-TP-010*	*S-017330-072005-TP-003*	*S-017330-072005-TP-002*	*S-017330-072005-TP-007*	*S-017330-072005-TP-009*
Sample Date		*7/20/2005*	*7/20/2005*	*7/20/2005*	*7/20/2005*	*7/20/2005*	*7/20/2005*
Sample Depth		*(6-8) ft BGS*	*(6-8) ft BGS*	*(8-10) ft BGS*	*(12-14) ft BGS*	*(12-14) ft BGS*	*(12-14) ft BGS*
Sample Type	*Units*						
SVOCs (Continued)							
Dimethyl phthalate	mg/kg	-	-	-	-	-	-
2,4-Dimethylphenol	mg/kg	-	-	-	-	-	-
Di-n-butylphthalate (DBP)	mg/kg	-	-	-	-	-	-
4,6-Dinitro-2-methylphenol	mg/kg	-	-	-	-	-	-
2,4-Dinitrophenol	mg/kg	-	-	-	-	-	-
2,4-Dinitrotoluene	mg/kg	-	-	-	-	-	-
2,6-Dinitrotoluene	mg/kg	-	-	-	-	-	-
Di-n-octyl phthalate (DnOP)	mg/kg	-	-	-	-	-	-
bis(2-Ethylhexyl)phthalate (DEHP)	mg/kg	-	-	-	-	-	-
Fluoranthene	mg/kg	-	-	-	-	-	-
Fluorene	mg/kg	-	-	-	-	-	-
Hexachlorobenzene	mg/kg	-	-	-	-	-	-
Hexachlorobutadiene	mg/kg	-	-	-	-	-	-
Hexachlorocyclopentadiene	mg/kg	-	-	-	-	-	-
Hexachloroethane	mg/kg	-	-	-	-	-	-
Indeno(1,2,3-cd)pyrene	mg/kg	-	-	-	-	-	-
Isophorone	mg/kg	-	-	-	-	-	-
2-Methylnaphthalene	mg/kg	-	-	-	-	-	-
2-Methylphenol	mg/kg	-	-	-	-	-	-
3&4-Methylphenol	mg/kg	-	-	-	-	-	-
4-Methylphenol	mg/kg	-	-	-	-	-	-
Naphthalene	mg/kg	-	-	-	-	-	-
2-Nitroaniline	mg/kg	-	-	-	-	-	-
3-Nitroaniline	mg/kg	-	-	-	-	-	-
4-Nitroaniline	mg/kg	-	-	-	-	-	-
Nitrobenzene	mg/kg	-	-	-	-	-	-
2-Nitrophenol	mg/kg	-	-	-	-	-	-
4-Nitrophenol	mg/kg	-	-	-	-	-	-
N-Nitrosodi-n-propylamine	mg/kg	-	-	-	-	-	-
N-Nitrosodiphenylamine	mg/kg	-	-	-	-	-	-
N-Nitrosodimethylamine	mg/kg	-	-	-	-	-	-
2,2'-Oxybis(1-chloropropane)	mg/kg	-	-	-	-	-	-
Pentachlorophenol	mg/kg	-	-	-	-	-	-
Phenanthrene	mg/kg	-	-	-	-	-	-
Phenol	mg/kg	-	-	-	-	-	-
Pyrene	mg/kg	-	-	-	-	-	-
1,2,4-Trichlorobenzene	mg/kg	-	-	-	-	-	-
2,4,5-Trichlorophenol	mg/kg	-	-	-	-	-	-
2,4,6-Trichlorophenol	mg/kg	-	-	-	-	-	-

APPENDIX G.1

SOIL QUALITY DATA
RFI REPORT
FORMER MANUAL TRANSMISSIONS OF MUNCIE FACILITY
MUNCIE, INDIANA

AOI		*AOI 11.9*	*AOI 11.9*	*AOI 11.9*	*AOI 11.9*	*AOI 11.9*	*AOI 11.9*
Sample Location		*BH-16*	*BH-17*	*BH-14*	*BH-13*	*BH-15*	*BH-16*
Sample Identification		*S-017330-072005-TP-008*	*S-017330-072005-TP-010*	*S-017330-072005-TP-003*	*S-017330-072005-TP-002*	*S-017330-072005-TP-007*	*S-017330-072005-TP-009*
Sample Date		*7/20/2005*	*7/20/2005*	*7/20/2005*	*7/20/2005*	*7/20/2005*	*7/20/2005*
Sample Depth		*(6-8) ft BGS*	*(6-8) ft BGS*	*(8-10) ft BGS*	*(12-14) ft BGS*	*(12-14) ft BGS*	*(12-14) ft BGS*
Sample Type	*Units*						
Polychlorinated Biphenyls (PCBs)							
Aroclor-1016 (PCB-1016)	mg/kg	-	-	-	-	-	-
Aroclor-1221 (PCB-1221)	mg/kg	-	-	-	-	-	-
Aroclor-1232 (PCB-1232)	mg/kg	-	-	-	-	-	-
Aroclor-1242 (PCB-1242)	mg/kg	-	-	-	-	-	-
Aroclor-1248 (PCB-1248)	mg/kg	-	-	-	-	-	-
Aroclor-1254 (PCB-1254)	mg/kg	-	-	-	-	-	-
Aroclor-1260 (PCB-1260)	mg/kg	-	-	-	-	-	-
Total PCBs	mg/kg	-	-	-	-	-	-
Total Petroleum Hydrocarbons (TPH)							
Total Petroleum Hydrocarbons - Diesel	mg/kg	-	-	-	-	-	-
Total Petroleum Hydrocarbons - Gas	mg/kg	-	-	-	-	-	-
Total Petroleum Hydrocarbons - Oil	mg/kg	-	-	-	-	-	-
Total Petroleum Hydrocarbons	mg/kg	-	-	-	-	-	-
Total Petroleum Hydrocarbons - Purgeable (GRO)	mg/kg	0.11 U	0.12 U	220	0.11 U	0.12 U	0.11 U
Total Petroleum Hydrocarbons (C10-C20)	mg/kg	-	-	-	-	-	-
Total Petroleum Hydrocarbons (C20-C34)	mg/kg	-	-	-	-	-	-
Total Petroleum Hydrocarbons (C6-C10) GRO	mg/kg	-	-	-	-	-	-
Metals							
Aluminum	mg/kg	-	-	-	-	-	-
Antimony	mg/kg	-	-	-	-	-	-
Arsenic	mg/kg	-	-	-	-	-	-
Barium	mg/kg	-	-	-	-	-	-
Beryllium	mg/kg	-	-	-	-	-	-
Cadmium	mg/kg	-	-	-	-	-	-
Calcium	mg/kg	-	-	-	-	-	-
Chromium	mg/kg	-	-	-	-	-	-
Chromium VI (hexavalent)	mg/kg	-	-	-	-	-	-
Cobalt	mg/kg	-	-	-	-	-	-
Copper	mg/kg	-	-	-	-	-	-
Iron	mg/kg	-	-	-	-	-	-
Lead	mg/kg	-	-	-	-	-	-
Magnesium	mg/kg	-	-	-	-	-	-
Manganese	mg/kg	-	-	-	-	-	-
Mercury	mg/kg	-	-	-	-	-	-
Nickel	mg/kg	-	-	-	-	-	-
Potassium	mg/kg	-	-	-	-	-	-
Selenium	mg/kg	-	-	-	-	-	-
Silver	mg/kg	-	-	-	-	-	-
Sodium	mg/kg	-	-	-	-	-	-
Thallium	mg/kg	-	-	-	-	-	-
Vanadium	mg/kg	-	-	-	-	-	-
Zinc	mg/kg	-	-	-	-	-	-

APPENDIX G.1

SOIL QUALITY DATA
RFI REPORT
FORMER MANUAL TRANSMISSIONS OF MUNCIE FACILITY
MUNCIE, INDIANA

AOI		***AOI 11.9***	***AOI 11.9***	***AOI 11.9***	***AOI 11.9***	***AOI 11.9***	***AOI 11.9***
Sample Location		***BH-16***	***BH-17***	***BH-14***	***BH-13***	***BH-15***	***BH-16***
Sample Identification		***S-017330-072005-TP-008***	***S-017330-072005-TP-010***	***S-017330-072005-TP-003***	***S-017330-072005-TP-002***	***S-017330-072005-TP-007***	***S-017330-072005-TP-009***
Sample Date		***7/20/2005***	***7/20/2005***	***7/20/2005***	***7/20/2005***	***7/20/2005***	***7/20/2005***
Sample Depth		***(6-8) ft BGS***	***(6-8) ft BGS***	***(8-10) ft BGS***	***(12-14) ft BGS***	***(12-14) ft BGS***	***(12-14) ft BGS***
Sample Type	***Units***						
General Chemistry							
Carbonate (as CaCO3)	mg/kg	-	-	-	-	-	-
Chloride	mg/kg	-	-	-	-	-	-
Chloride	s.u.	-	-	-	-	-	-
Cyanide (total)	mg/kg	-	-	-	-	-	-
N-Hexane extractable material	mg/kg	-	-	-	-	-	-
Percent moisture	%	-	-	-	-	-	-
pH	s.u.	-	-	-	-	-	-
Saturated aliphatic hydrocarbons	mg/kg	-	-	-	-	-	-
Sulfate	mg/kg	-	-	-	-	-	-
Total solids	%	87.7	84.4	80.0	87.5	86.6	87.0

Notes
mg/kg - Milligrams per kilogram
"-" - No value
U - Not detected at the associated reporting limit
J - Estimated concentration
UJ - Not detected; associated reporting limit is estimated
R - Rejected
s.u. - Standard units
nc - No criteria
ND - Non Detect (calculation)
BOLD[abc] Concentration exceeds associated screening level
IDEM Appendix A: Screening Levels Remedation Closure Guide - March 25, 2014
a - Exceeds IDEM residential migration to ground water screening levels
b - Exceeds IDEM commercial/industrial direct contact screening levels
c - Exceeds IDEM excavation direct contact screening levels

APPENDIX G.1

SOIL QUALITY DATA
RFI REPORT
FORMER MANUAL TRANSMISSIONS OF MUNCIE FACILITY
MUNCIE, INDIANA

AOI		*AOI 11.9*	*AOI 11.9*	*AOI 11.9*	*AOI 11.10*	*AOI 11.10*	*AOI 11.10*	*AOI 11.10*	*AOI 11.10*	*AOI 11.10*
Sample Location		*BH-17*	*BH-14*	*BH-14*	*P-7*	*P-7*	*P-7*	*P-7*	*P-9*	*P-9*
Sample Identification		*S-017330-072005-TP-011*	*S-017330-072005-TP-004*	*S-017330-072005-TP-005*	*171299*	*171294*	*171295*	*171304*	*171312*	*171313*
Sample Date		*7/20/2005*	*7/20/2005*	*7/20/2005*	*4/11/1995*	*4/11/1995*	*4/11/1995*	*4/11/1995*	*4/12/1995*	*4/12/1995*
Sample Depth		*(13-15) ft BGS*	*(18-19.5) ft BGS*	*(18-19.5) ft BGS*	*(1) ft BGS*	*(12) ft BGS*	*(12) ft BGS*	*(18) ft BGS*	*(2) ft BGS*	*(14) ft BGS*
Sample Type	*Units*			*Duplicate*		*Duplicate*				
Volatile Organic Compounds (VOCs)										
Acetone	mg/kg	-	-	-	-	-	-	-	-	-
Benzene	mg/kg	0.22 U	**0.089 J[a]**	**0.13 J[a]**	-	-	-	-	-	-
Benzyl alcohol	mg/kg	-	-	-	-	-	-	-	-	-
Bromodichloromethane	mg/kg	-	-	-	-	-	-	-	-	-
Bromoform	mg/kg	-	-	-	-	-	-	-	-	-
Bromomethane (Methyl bromide)	mg/kg	-	-	-	-	-	-	-	-	-
2-Butanone (Methyl ethyl ketone) (MEK)	mg/kg	-	-	-	-	-	-	-	-	-
Carbon disulfide	mg/kg	-	-	-	-	-	-	-	-	-
Carbon tetrachloride	mg/kg	-	-	-	-	-	-	-	-	-
4-Chloroaniline	mg/kg	-	-	-	-	-	-	-	-	-
Chlorobenzene	mg/kg	-	-	-	-	-	-	-	-	-
Chloroethane	mg/kg	-	-	-	-	-	-	-	-	-
2-Chloroethyl vinyl ether	mg/kg	-	-	-	-	-	-	-	-	-
Chloroform (Trichloromethane)	mg/kg	-	-	-	-	-	-	-	-	-
Chloromethane (Methyl chloride)	mg/kg	-	-	-	-	-	-	-	-	-
Cyclohexane	mg/kg	-	-	-	-	-	-	-	-	-
Dibenzofuran	mg/kg	-	-	-	-	-	-	-	-	-
1,2-Dibromo-3-chloropropane (DBCP)	mg/kg	-	-	-	-	-	-	-	-	-
Dibromochloromethane	mg/kg	-	-	-	-	-	-	-	-	-
1,2-Dibromoethane (Ethylene dibromide)	mg/kg	-	-	-	-	-	-	-	-	-
1,2-Dichlorobenzene	mg/kg	-	-	-	-	-	-	-	-	-
1,3-Dichlorobenzene	mg/kg	-	-	-	-	-	-	-	-	-
1,4-Dichlorobenzene	mg/kg	-	-	-	-	-	-	-	-	-
Dichlorodifluoromethane (CFC-12)	mg/kg	-	-	-	-	-	-	-	-	-
Dichloroethane	mg/kg	-	-	-	-	-	-	-	-	-
1,1-Dichloroethane	mg/kg	-	-	-	-	-	-	-	-	-
1,2-Dichloroethane	mg/kg	-	-	-	-	-	-	-	-	-
Dichloroethene	mg/kg	-	-	-	-	-	-	-	-	-
1,2-Dichloroethene (total)	mg/kg	-	-	-	-	-	-	-	-	-
1,1-Dichloroethene	mg/kg	-	-	-	-	-	-	-	-	-
cis-1,2-Dichloroethene	mg/kg	-	-	-	-	-	-	-	-	-
trans-1,2-Dichloroethene	mg/kg	-	-	-	-	-	-	-	-	-
1,2-Dichloropropane	mg/kg	-	-	-	-	-	-	-	-	-
cis-1,3-Dichloropropene	mg/kg	-	-	-	-	-	-	-	-	-
trans-1,3-Dichloropropene	mg/kg	-	-	-	-	-	-	-	-	-
Ethylbenzene	mg/kg	0.22 U	0.16 J	0.21 J	-	-	-	-	-	-
2-Hexanone	mg/kg	-	-	-	-	-	-	-	-	-
Isopropyl benzene	mg/kg	-	-	-	-	-	-	-	-	-
Methyl acetate	mg/kg	-	-	-	-	-	-	-	-	-
Methyl cyclohexane	mg/kg	-	-	-	-	-	-	-	-	-
Methyl tert butyl ether (MTBE)	mg/kg	0.86 U	7.8 U	12 U	-	-	-	-	-	-
4-Methyl-2-pentanone (MIBK)	mg/kg	-	-	-	-	-	-	-	-	-
Methylene chloride	mg/kg	-	-	-	-	-	-	-	-	-
Styrene	mg/kg	-	-	-	-	-	-	-	-	-
1,1,2,2-Tetrachloroethane	mg/kg	-	-	-	-	-	-	-	-	-
Tetrachloroethene	mg/kg	-	-	-	-	-	-	-	-	-

APPENDIX G.1

SOIL QUALITY DATA
RFI REPORT
FORMER MANUAL TRANSMISSIONS OF MUNCIE FACILITY
MUNCIE, INDIANA

AOI		*AOI 11.9*	*AOI 11.9*	*AOI 11.9*	*AOI 11.10*	*AOI 11.10*	*AOI 11.10*	*AOI 11.10*	*AOI 11.10*	*AOI 11.10*
Sample Location		*BH-17*	*BH-14*	*BH-14*	*P-7*	*P-7*	*P-7*	*P-7*	*P-9*	*P-9*
Sample Identification		*S-017330-072005-TP-011*	*S-017330-072005-TP-004*	*S-017330-072005-TP-005*	*171299*	*171294*	*171295*	*171304*	*171312*	*171313*
Sample Date		*7/20/2005*	*7/20/2005*	*7/20/2005*	*4/11/1995*	*4/11/1995*	*4/11/1995*	*4/11/1995*	*4/12/1995*	*4/12/1995*
Sample Depth		*(13-15) ft BGS*	*(18-19.5) ft BGS*	*(18-19.5) ft BGS*	*(1) ft BGS*	*(12) ft BGS*	*(12) ft BGS*	*(18) ft BGS*	*(2) ft BGS*	*(14) ft BGS*
Sample Type	*Units*			*Duplicate*		*Duplicate*				
VOCs (Continued)										
Toluene	mg/kg	0.22 U	0.11 J	0.14 J	-	-	-	-	-	-
1,2,4-Trichlorobenzene	mg/kg	-	-	-	-	-	-	-	-	-
Trichloroethane	mg/kg	-	-	-	-	-	-	-	-	-
1,1,1-Trichloroethane	mg/kg	-	-	-	-	-	-	-	-	-
1,1,2-Trichloroethane	mg/kg	-	-	-	-	-	-	-	-	-
Trichloroethene	mg/kg	-	-	-	-	-	-	-	-	-
Trichlorofluoromethane (CFC-11)	mg/kg	-	-	-	-	-	-	-	-	-
Trifluorotrichloroethane (Freon 113)	mg/kg	-	-	-	-	-	-	-	-	-
Vinyl acetate	mg/kg	-	-	-	-	-	-	-	-	-
Vinyl chloride	mg/kg	-	-	-	-	-	-	-	-	-
Xylenes (total)	mg/kg	0.43 U	0.32 J	0.31 J	-	-	-	-	-	-
Semi-Volatile Organic Compounds (SVOCs)										
Acenaphthene	mg/kg	-	-	-	-	-	-	-	-	-
Acenaphthylene	mg/kg	-	-	-	-	-	-	-	-	-
Acetophenone	mg/kg	-	-	-	-	-	-	-	-	-
Anthracene	mg/kg	-	-	-	-	-	-	-	-	-
Atrazine	mg/kg	-	-	-	-	-	-	-	-	-
Benzaldehyde	mg/kg	-	-	-	-	-	-	-	-	-
Benzo(a)anthracene	mg/kg	-	-	-	-	-	-	-	-	-
Benzo(a)pyrene	mg/kg	-	-	-	-	-	-	-	-	-
Benzo(b)fluoranthene	mg/kg	-	-	-	-	-	-	-	-	-
Benzo(g,h,i)perylene	mg/kg	-	-	-	-	-	-	-	-	-
Benzo(k)fluoranthene	mg/kg	-	-	-	-	-	-	-	-	-
Benzoic acid	mg/kg	-	-	-	-	-	-	-	-	-
Biphenyl (1,1-Biphenyl)	mg/kg	-	-	-	-	-	-	-	-	-
4-Bromophenyl phenyl ether	mg/kg	-	-	-	-	-	-	-	-	-
Butyl benzylphthalate (BBP)	mg/kg	-	-	-	-	-	-	-	-	-
Caprolactam	mg/kg	-	-	-	-	-	-	-	-	-
Carbazole	mg/kg	-	-	-	-	-	-	-	-	-
4-Chloro-3-methylphenol	mg/kg	-	-	-	-	-	-	-	-	-
4-Chloroaniline	mg/kg	-	-	-	-	-	-	-	-	-
bis(2-Chloroethoxy)methane	mg/kg	-	-	-	-	-	-	-	-	-
bis(2-Chloroethyl)ether	mg/kg	-	-	-	-	-	-	-	-	-
2-Chloronaphthalene	mg/kg	-	-	-	-	-	-	-	-	-
2-Chlorophenol	mg/kg	-	-	-	-	-	-	-	-	-
4-Chlorophenyl phenyl ether	mg/kg	-	-	-	-	-	-	-	-	-
Chrysene	mg/kg	-	-	-	-	-	-	-	-	-
Dibenz(a,h)anthracene	mg/kg	-	-	-	-	-	-	-	-	-
Dibenzofuran	mg/kg	-	-	-	-	-	-	-	-	-
1,2-Dichlorobenzene	mg/kg	-	-	-	-	-	-	-	-	-
1,3-Dichlorobenzene	mg/kg	-	-	-	-	-	-	-	-	-
1,4-Dichlorobenzene	mg/kg	-	-	-	-	-	-	-	-	-
3,3'-Dichlorobenzidine	mg/kg	-	-	-	-	-	-	-	-	-
2,4-Dichlorophenol	mg/kg	-	-	-	-	-	-	-	-	-
Diethyl phthalate	mg/kg	-	-	-	-	-	-	-	-	-

APPENDIX G.1

SOIL QUALITY DATA
RFI REPORT
FORMER MANUAL TRANSMISSIONS OF MUNCIE FACILITY
MUNCIE, INDIANA

AOI		*AOI 11.9*	*AOI 11.9*	*AOI 11.9*	*AOI 11.10*	*AOI 11.10*	*AOI 11.10*	*AOI 11.10*	*AOI 11.10*	*AOI 11.10*
Sample Location		*BH-17*	*BH-14*	*BH-14*	*P-7*	*P-7*	*P-7*	*P-7*	*P-9*	*P-9*
Sample Identification		*S-017330-072005-TP-011*	*S-017330-072005-TP-004*	*S-017330-072005-TP-005*	*171299*	*171294*	*171295*	*171304*	*171312*	*171313*
Sample Date		*7/20/2005*	*7/20/2005*	*7/20/2005*	*4/11/1995*	*4/11/1995*	*4/11/1995*	*4/11/1995*	*4/12/1995*	*4/12/1995*
Sample Depth		*(13-15) ft BGS*	*(18-19.5) ft BGS*	*(18-19.5) ft BGS*	*(1) ft BGS*	*(12) ft BGS*	*(12) ft BGS*	*(18) ft BGS*	*(2) ft BGS*	*(14) ft BGS*
Sample Type	*Units*			*Duplicate*		*Duplicate*				
SVOCs (Continued)										
Dimethyl phthalate	mg/kg	-	-	-	-	-	-	-	-	-
2,4-Dimethylphenol	mg/kg	-	-	-	-	-	-	-	-	-
Di-n-butylphthalate (DBP)	mg/kg	-	-	-	-	-	-	-	-	-
4,6-Dinitro-2-methylphenol	mg/kg	-	-	-	-	-	-	-	-	-
2,4-Dinitrophenol	mg/kg	-	-	-	-	-	-	-	-	-
2,4-Dinitrotoluene	mg/kg	-	-	-	-	-	-	-	-	-
2,6-Dinitrotoluene	mg/kg	-	-	-	-	-	-	-	-	-
Di-n-octyl phthalate (DnOP)	mg/kg	-	-	-	-	-	-	-	-	-
bis(2-Ethylhexyl)phthalate (DEHP)	mg/kg	-	-	-	-	-	-	-	-	-
Fluoranthene	mg/kg	-	-	-	-	-	-	-	-	-
Fluorene	mg/kg	-	-	-	-	-	-	-	-	-
Hexachlorobenzene	mg/kg	-	-	-	-	-	-	-	-	-
Hexachlorobutadiene	mg/kg	-	-	-	-	-	-	-	-	-
Hexachlorocyclopentadiene	mg/kg	-	-	-	-	-	-	-	-	-
Hexachloroethane	mg/kg	-	-	-	-	-	-	-	-	-
Indeno(1,2,3-cd)pyrene	mg/kg	-	-	-	-	-	-	-	-	-
Isophorone	mg/kg	-	-	-	-	-	-	-	-	-
2-Methylnaphthalene	mg/kg	-	-	-	-	-	-	-	-	-
2-Methylphenol	mg/kg	-	-	-	-	-	-	-	-	-
3&4-Methylphenol	mg/kg	-	-	-	-	-	-	-	-	-
4-Methylphenol	mg/kg	-	-	-	-	-	-	-	-	-
Naphthalene	mg/kg	-	-	-	-	-	-	-	-	-
2-Nitroaniline	mg/kg	-	-	-	-	-	-	-	-	-
3-Nitroaniline	mg/kg	-	-	-	-	-	-	-	-	-
4-Nitroaniline	mg/kg	-	-	-	-	-	-	-	-	-
Nitrobenzene	mg/kg	-	-	-	-	-	-	-	-	-
2-Nitrophenol	mg/kg	-	-	-	-	-	-	-	-	-
4-Nitrophenol	mg/kg	-	-	-	-	-	-	-	-	-
N-Nitrosodi-n-propylamine	mg/kg	-	-	-	-	-	-	-	-	-
N-Nitrosodiphenylamine	mg/kg	-	-	-	-	-	-	-	-	-
N-Nitrosodimethylamine	mg/kg	-	-	-	-	-	-	-	-	-
2,2'-Oxybis(1-chloropropane)	mg/kg	-	-	-	-	-	-	-	-	-
Pentachlorophenol	mg/kg	-	-	-	-	-	-	-	-	-
Phenanthrene	mg/kg	-	-	-	-	-	-	-	-	-
Phenol	mg/kg	-	-	-	-	-	-	-	-	-
Pyrene	mg/kg	-	-	-	-	-	-	-	-	-
1,2,4-Trichlorobenzene	mg/kg	-	-	-	-	-	-	-	-	-
2,4,5-Trichlorophenol	mg/kg	-	-	-	-	-	-	-	-	-
2,4,6-Trichlorophenol	mg/kg	-	-	-	-	-	-	-	-	-

APPENDIX G.1

SOIL QUALITY DATA
RFI REPORT
FORMER MANUAL TRANSMISSIONS OF MUNCIE FACILITY
MUNCIE, INDIANA

AOI		*AOI 11.9*	*AOI 11.9*	*AOI 11.9*	*AOI 11.10*	*AOI 11.10*	*AOI 11.10*	*AOI 11.10*	*AOI 11.10*	*AOI 11.10*
Sample Location		*BH-17*	*BH-14*	*BH-14*	*P-7*	*P-7*	*P-7*	*P-7*	*P-9*	*P-9*
Sample Identification		*S-017330-072005-TP-011*	*S-017330-072005-TP-004*	*S-017330-072005-TP-005*	*171299*	*171294*	*171295*	*171304*	*171312*	*171313*
Sample Date		*7/20/2005*	*7/20/2005*	*7/20/2005*	*4/11/1995*	*4/11/1995*	*4/11/1995*	*4/11/1995*	*4/12/1995*	*4/12/1995*
Sample Depth		*(13-15) ft BGS*	*(18-19.5) ft BGS*	*(18-19.5) ft BGS*	*(1) ft BGS*	*(12) ft BGS*	*(12) ft BGS*	*(18) ft BGS*	*(2) ft BGS*	*(14) ft BGS*
Sample Type	*Units*			*Duplicate*		*Duplicate*				
Polychlorinated Biphenyls (PCBs)										
Aroclor-1016 (PCB-1016)	mg/kg	-	-	-	-	-	-	-	-	-
Aroclor-1221 (PCB-1221)	mg/kg	-	-	-	-	-	-	-	-	-
Aroclor-1232 (PCB-1232)	mg/kg	-	-	-	-	-	-	-	-	-
Aroclor-1242 (PCB-1242)	mg/kg	-	-	-	-	-	-	-	-	-
Aroclor-1248 (PCB-1248)	mg/kg	-	-	-	-	-	-	-	-	-
Aroclor-1254 (PCB-1254)	mg/kg	-	-	-	-	-	-	-	-	-
Aroclor-1260 (PCB-1260)	mg/kg	-	-	-	-	-	-	-	-	-
Total PCBs	mg/kg	-	-	-	-	-	-	-	-	-
Total Petroleum Hydrocarbons (TPH)										
Total Petroleum Hydrocarbons - Diesel	mg/kg	-	-	-	-	-	-	-	-	-
Total Petroleum Hydrocarbons - Gas	mg/kg	-	-	-	-	-	-	-	-	-
Total Petroleum Hydrocarbons - Oil	mg/kg	-	-	-	-	-	-	-	-	-
Total Petroleum Hydrocarbons	mg/kg	-	-	-	1 U	1 U	1 U	1 U	22	1 U
Total Petroleum Hydrocarbons - Purgeable (GRO)	mg/kg	0.15	20	9.8	-	-	-	-	-	-
Total Petroleum Hydrocarbons (C10-C20)	mg/kg	-	-	-	-	-	-	-	-	-
Total Petroleum Hydrocarbons (C20-C34)	mg/kg	-	-	-	-	-	-	-	-	-
Total Petroleum Hydrocarbons (C6-C10) GRO	mg/kg	-	-	-	-	-	-	-	-	-
Metals										
Aluminum	mg/kg	-	-	-	-	-	-	-	-	-
Antimony	mg/kg	-	-	-	-	-	-	-	-	-
Arsenic	mg/kg	-	-	-	-	-	-	-	-	-
Barium	mg/kg	-	-	-	-	-	-	-	-	-
Beryllium	mg/kg	-	-	-	-	-	-	-	-	-
Cadmium	mg/kg	-	-	-	-	-	-	-	-	-
Calcium	mg/kg	-	-	-	-	-	-	-	-	-
Chromium	mg/kg	-	-	-	-	-	-	-	-	-
Chromium VI (hexavalent)	mg/kg	-	-	-	-	-	-	-	-	-
Cobalt	mg/kg	-	-	-	-	-	-	-	-	-
Copper	mg/kg	-	-	-	-	-	-	-	-	-
Iron	mg/kg	-	-	-	-	-	-	-	-	-
Lead	mg/kg	-	-	-	-	-	-	-	-	-
Magnesium	mg/kg	-	-	-	-	-	-	-	-	-
Manganese	mg/kg	-	-	-	-	-	-	-	-	-
Mercury	mg/kg	-	-	-	-	-	-	-	-	-
Nickel	mg/kg	-	-	-	-	-	-	-	-	-
Potassium	mg/kg	-	-	-	-	-	-	-	-	-
Selenium	mg/kg	-	-	-	-	-	-	-	-	-
Silver	mg/kg	-	-	-	-	-	-	-	-	-
Sodium	mg/kg	-	-	-	-	-	-	-	-	-
Thallium	mg/kg	-	-	-	-	-	-	-	-	-
Vanadium	mg/kg	-	-	-	-	-	-	-	-	-
Zinc	mg/kg	-	-	-	-	-	-	-	-	-

APPENDIX G.1

SOIL QUALITY DATA
RFI REPORT
FORMER MANUAL TRANSMISSIONS OF MUNCIE FACILITY
MUNCIE, INDIANA

AOI		***AOI 11.9***	***AOI 11.9***	***AOI 11.9***	***AOI 11.10***	***AOI 11.10***	***AOI 11.10***	***AOI 11.10***	***AOI 11.10***	***AOI 11.10***
Sample Location		***BH-17***	***BH-14***	***BH-14***	***P-7***	***P-7***	***P-7***	***P-7***	***P-9***	***P-9***
Sample Identification		***S-017330-072005-TP-011***	***S-017330-072005-TP-004***	***S-017330-072005-TP-005***	***171299***	***171294***	***171295***	***171304***	***171312***	***171313***
Sample Date		***7/20/2005***	***7/20/2005***	***7/20/2005***	***4/11/1995***	***4/11/1995***	***4/11/1995***	***4/11/1995***	***4/12/1995***	***4/12/1995***
Sample Depth		***(13-15) ft BGS***	***(18-19.5) ft BGS***	***(18-19.5) ft BGS***	***(1) ft BGS***	***(12) ft BGS***	***(12) ft BGS***	***(18) ft BGS***	***(2) ft BGS***	***(14) ft BGS***
Sample Type	***Units***			***Duplicate***		***Duplicate***				
General Chemistry										
Carbonate (as CaCO3)	mg/kg	-	-	-	-	-	-	-	-	-
Chloride	mg/kg	-	-	-	-	-	-	-	-	-
Chloride	s.u.	-	-	-	-	-	-	-	-	-
Cyanide (total)	mg/kg	-	-	-	-	-	-	-	-	-
N-Hexane extractable material	mg/kg	-	-	-	-	-	-	-	-	-
Percent moisture	%	-	-	-	-	-	-	-	-	-
pH	s.u.	-	-	-	-	-	-	-	-	-
Saturated aliphatic hydrocarbons	mg/kg	-	-	-	-	-	-	-	-	-
Sulfate	mg/kg	-	-	-	-	-	-	-	-	-
Total solids	%	93.9	89.2	89.9	91	95	95	88	86	96

Notes

mg/kg - Milligrams per kilogram
"-" - No value
U - Not detected at the associated reporting limit
J - Estimated concentration
UJ - Not detected; associated reporting limit is estimated
R - Rejected
s.u. - Standard units
nc - No criteria
ND - Non Detect (calculation)
BOLD[abc] Concentration exceeds associated screening level
IDEM Appendix A: Screening Levels Remedation Closure Guide - March 25, 2014
a - Exceeds IDEM residential migration to ground water screening levels
b - Exceeds IDEM commercial/industrial direct contact screening levels
c - Exceeds IDEM excavation direct contact screening levels

APPENDIX G.1

SOIL QUALITY DATA
RFI REPORT
FORMER MANUAL TRANSMISSIONS OF MUNCIE FACILITY
MUNCIE, INDIANA

AOI		*AOI 11.10*	*AOI 11.10*	*AOI 11.10*	*AOI 11.10*	*AOI 11.10*	*AOI 11.10*	*AOI 11.10*	*AOI 11.10*	*AOI 12.5*	*AOI 12.5*	*AOI 12.5*	*AOI 12.5*
Sample Location		*P-9*	*HA-16*	*P-8A*	*HA-16*	*P-8A*	*P-8A*	*P-7*	*P-7*	*HC-5*	*HC-5*	*HC-6*	*HC-7*
Sample Identification		*171311*	*307732*	*307729*	*307733*	*307730*	*307731*	*P-7*	*P-7*	*HC-5*	*HC-5 (Dup)*	*HC-6*	*HC-7*
Sample Date		*4/12/1995*	*6/8/1995*	*6/8/1995*	*6/8/1995*	*6/8/1995*	*6/8/1995*	*9/1/1995*	*9/1/1995*	*1/1/1988*	*1/1/1988*	*1/1/1988*	*1/1/1988*
Sample Depth		*(20) ft BGS*	*(1-2) ft BGS*	*(1-2) ft BGS*	*(8-10) ft BGS*	*(8-12) ft BGS*	*(16-20) ft BGS*	*(0.7-4) ft BGS*	*(11-15) ft BGS*	*(0-5) ft BGS*	*(0-5) ft BGS*	*(0-5) ft BGS*	*(0-5) ft BGS*
Sample Type	*Units*										*Duplicate*		
Volatile Organic Compounds (VOCs)													
Acetone	mg/kg	-	-	-	-	-	-	-	-	-	-	-	-
Benzene	mg/kg	-	-	-	-	-	-	-	-	-	-	-	-
Benzyl alcohol	mg/kg	-	-	-	-	-	-	-	-	-	-	-	-
Bromodichloromethane	mg/kg	-	-	-	-	-	-	-	-	-	-	-	-
Bromoform	mg/kg	-	-	-	-	-	-	-	-	-	-	-	-
Bromomethane (Methyl bromide)	mg/kg	-	-	-	-	-	-	-	-	-	-	-	-
2-Butanone (Methyl ethyl ketone) (MEK)	mg/kg	-	-	-	-	-	-	-	-	-	-	-	-
Carbon disulfide	mg/kg	-	-	-	-	-	-	-	-	-	-	-	-
Carbon tetrachloride	mg/kg	-	-	-	-	-	-	-	-	-	-	-	-
4-Chloroaniline	mg/kg	-	-	-	-	-	-	-	-	-	-	-	-
Chlorobenzene	mg/kg	-	-	-	-	-	-	-	-	0.006 U	0.006 U	0.03 U	0.03 U
Chloroethane	mg/kg	-	-	-	-	-	-	-	-	-	-	-	-
2-Chloroethyl vinyl ether	mg/kg	-	-	-	-	-	-	-	-	-	-	-	-
Chloroform (Trichloromethane)	mg/kg	-	-	-	-	-	-	-	-	-	-	-	-
Chloromethane (Methyl chloride)	mg/kg	-	-	-	-	-	-	-	-	-	-	-	-
Cyclohexane	mg/kg	-	-	-	-	-	-	-	-	-	-	-	-
Dibenzofuran	mg/kg	-	-	-	-	-	-	-	-	-	-	-	-
1,2-Dibromo-3-chloropropane (DBCP)	mg/kg	-	-	-	-	-	-	-	-	-	-	-	-
Dibromochloromethane	mg/kg	-	-	-	-	-	-	-	-	-	-	-	-
1,2-Dibromoethane (Ethylene dibromide)	mg/kg	-	-	-	-	-	-	-	-	-	-	-	-
1,2-Dichlorobenzene	mg/kg	-	-	-	-	-	-	-	-	0.006 U	0.006 U	0.03 U	0.03 U
1,3-Dichlorobenzene	mg/kg	-	-	-	-	-	-	-	-	0.006 U	0.006 U	0.03 U	0.03 U
1,4-Dichlorobenzene	mg/kg	-	-	-	-	-	-	-	-	0.006 U	0.006 U	0.03 U	0.03 U
Dichlorodifluoromethane (CFC-12)	mg/kg	-	-	-	-	-	-	-	-	-	-	-	-
Dichloroethane	mg/kg	-	-	-	-	-	-	-	-	-	-	-	-
1,1-Dichloroethane	mg/kg	-	-	-	-	-	-	-	-	-	-	-	-
1,2-Dichloroethane	mg/kg	-	-	-	-	-	-	-	-	-	-	-	-
Dichloroethene	mg/kg	-	-	-	-	-	-	-	-	-	-	-	-
1,2-Dichloroethene (total)	mg/kg	-	-	-	-	-	-	-	-	-	-	-	-
1,1-Dichloroethene	mg/kg	-	-	-	-	-	-	-	-	-	-	-	-
cis-1,2-Dichloroethene	mg/kg	-	-	-	-	-	-	-	-	-	-	-	-
trans-1,2-Dichloroethene	mg/kg	-	-	-	-	-	-	-	-	-	-	-	-
1,2-Dichloropropane	mg/kg	-	-	-	-	-	-	-	-	-	-	-	-
cis-1,3-Dichloropropene	mg/kg	-	-	-	-	-	-	-	-	-	-	-	-
trans-1,3-Dichloropropene	mg/kg	-	-	-	-	-	-	-	-	-	-	-	-
Ethylbenzene	mg/kg	-	-	-	-	-	-	-	-	0.006 U	0.006 U	0.03 U	0.03 U
2-Hexanone	mg/kg	-	-	-	-	-	-	-	-	-	-	-	-
Isopropyl benzene	mg/kg	-	-	-	-	-	-	-	-	-	-	-	-
Methyl acetate	mg/kg	-	-	-	-	-	-	-	-	-	-	-	-
Methyl cyclohexane	mg/kg	-	-	-	-	-	-	-	-	-	-	-	-
Methyl tert butyl ether (MTBE)	mg/kg	-	-	-	-	-	-	-	-	-	-	-	-
4-Methyl-2-pentanone (MIBK)	mg/kg	-	-	-	-	-	-	-	-	-	-	-	-
Methylene chloride	mg/kg	-	-	-	-	-	-	-	-	-	-	-	-
Styrene	mg/kg	-	-	-	-	-	-	-	-	-	-	-	-
1,1,2,2-Tetrachloroethane	mg/kg	-	-	-	-	-	-	-	-	-	-	-	-
Tetrachloroethene	mg/kg	-	-	-	-	-	-	-	-	-	-	-	-

APPENDIX G.1

SOIL QUALITY DATA
RFI REPORT
FORMER MANUAL TRANSMISSIONS OF MUNCIE FACILITY
MUNCIE, INDIANA

AOI		*AOI 11.10*	*AOI 11.10*	*AOI 11.10*	*AOI 11.10*	*AOI 11.10*	*AOI 11.10*	*AOI 11.10*	*AOI 11.10*	*AOI 12.5*	*AOI 12.5*	*AOI 12.5*	*AOI 12.5*
Sample Location		*P-9*	*HA-16*	*P-8A*	*HA-16*	*P-8A*	*P-8A*	*P-7*	*P-7*	*HC-5*	*HC-5*	*HC-6*	*HC-7*
Sample Identification		*171311*	*307732*	*307729*	*307733*	*307730*	*307731*	*P-7*	*P-7*	*HC-5*	*HC-5 (Dup)*	*HC-6*	*HC-7*
Sample Date		*4/12/1995*	*6/8/1995*	*6/8/1995*	*6/8/1995*	*6/8/1995*	*6/8/1995*	*9/1/1995*	*9/1/1995*	*1/1/1988*	*1/1/1988*	*1/1/1988*	*1/1/1988*
Sample Depth		*(20) ft BGS*	*(1-2) ft BGS*	*(1-2) ft BGS*	*(8-10) ft BGS*	*(8-12) ft BGS*	*(16-20) ft BGS*	*(0.7-4) ft BGS*	*(11-15) ft BGS*	*(0-5) ft BGS*	*(0-5) ft BGS*	*(0-5) ft BGS*	*(0-5) ft BGS*
Sample Type	*Units*										*Duplicate*		
VOCs (Continued)													
Toluene	mg/kg	-	-	-	-	-	-	-	-	0.006 U	0.006 U	0.03 U	0.04
1,2,4-Trichlorobenzene	mg/kg	-	-	-	-	-	-	-	-	-	-	-	-
Trichloroethane	mg/kg	-	-	-	-	-	-	-	-	-	-	-	-
1,1,1-Trichloroethane	mg/kg	-	-	-	-	-	-	-	-	-	-	-	-
1,1,2-Trichloroethane	mg/kg	-	-	-	-	-	-	-	-	-	-	-	-
Trichloroethene	mg/kg	-	-	-	-	-	-	-	-	-	-	-	-
Trichlorofluoromethane (CFC-11)	mg/kg	-	-	-	-	-	-	-	-	-	-	-	-
Trifluorotrichloroethane (Freon 113)	mg/kg	-	-	-	-	-	-	-	-	-	-	-	-
Vinyl acetate	mg/kg	-	-	-	-	-	-	-	-	-	-	-	-
Vinyl chloride	mg/kg	-	-	-	-	-	-	-	-	-	-	-	-
Xylenes (total)	mg/kg	-	-	-	-	-	-	-	-	0.006 U	0.006 U	0.04	0.16
Semi-Volatile Organic Compounds (SVOCs)													
Acenaphthene	mg/kg	-	-	-	-	-	-	-	-	0.4 U	-	40 U	40 U
Acenaphthylene	mg/kg	-	-	-	-	-	-	-	-	0.4 U	-	40 U	40 U
Acetophenone	mg/kg	-	-	-	-	-	-	-	-	-	-	-	-
Anthracene	mg/kg	-	-	-	-	-	-	-	-	0.4 U	-	40 U	40 U
Atrazine	mg/kg	-	-	-	-	-	-	-	-	-	-	-	-
Benzaldehyde	mg/kg	-	-	-	-	-	-	-	-	-	-	-	-
Benzo(a)anthracene	mg/kg	-	-	-	-	-	-	-	-	0.4 U	-	40 U	40 U
Benzo(a)pyrene	mg/kg	-	-	-	-	-	-	-	-	0.4 U	-	40 U	40 U
Benzo(b)fluoranthene	mg/kg	-	-	-	-	-	-	-	-	0.4 U	-	40 U	40 U
Benzo(g,h,i)perylene	mg/kg	-	-	-	-	-	-	-	-	0.4 U	-	40 U	40 U
Benzo(k)fluoranthene	mg/kg	-	-	-	-	-	-	-	-	0.4 U	-	40 U	40 U
Benzoic acid	mg/kg	-	-	-	-	-	-	-	-	2 U	-	200 U	200 U
Biphenyl (1,1-Biphenyl)	mg/kg	-	-	-	-	-	-	-	-	-	-	-	-
4-Bromophenyl phenyl ether	mg/kg	-	-	-	-	-	-	-	-	0.4 U	-	40 U	40 U
Butyl benzylphthalate (BBP)	mg/kg	-	-	-	-	-	-	-	-	0.4 U	-	40 U	40 U
Caprolactam	mg/kg	-	-	-	-	-	-	-	-	-	-	-	-
Carbazole	mg/kg	-	-	-	-	-	-	-	-	-	-	-	-
4-Chloro-3-methylphenol	mg/kg	-	-	-	-	-	-	-	-	0.4 U	-	40 U	40 U
4-Chloroaniline	mg/kg	-	-	-	-	-	-	-	-	-	-	-	-
bis(2-Chloroethoxy)methane	mg/kg	-	-	-	-	-	-	-	-	0.4 U	-	40 U	40 U
bis(2-Chloroethyl)ether	mg/kg	-	-	-	-	-	-	-	-	0.4 U	-	40 U	40 U
2-Chloronaphthalene	mg/kg	-	-	-	-	-	-	-	-	0.4 U	-	40 U	40 U
2-Chlorophenol	mg/kg	-	-	-	-	-	-	-	-	0.4 U	-	40 U	40 U
4-Chlorophenyl phenyl ether	mg/kg	-	-	-	-	-	-	-	-	0.4 U	-	40 U	40 U
Chrysene	mg/kg	-	-	-	-	-	-	-	-	0.4 U	-	40 U	40 U
Dibenz(a,h)anthracene	mg/kg	-	-	-	-	-	-	-	-	0.4 U	-	40 U	40 U
Dibenzofuran	mg/kg	-	-	-	-	-	-	-	-	-	-	-	-
1,2-Dichlorobenzene	mg/kg	-	-	-	-	-	-	-	-	-	-	-	-
1,3-Dichlorobenzene	mg/kg	-	-	-	-	-	-	-	-	-	-	-	-
1,4-Dichlorobenzene	mg/kg	-	-	-	-	-	-	-	-	-	-	-	-
3,3'-Dichlorobenzidine	mg/kg	-	-	-	-	-	-	-	-	0.8 U	-	70 U	70 U
2,4-Dichlorophenol	mg/kg	-	-	-	-	-	-	-	-	0.4 U	-	40 U	40 U
Diethyl phthalate	mg/kg	-	-	-	-	-	-	-	-	0.4 U	-	40 U	40 U

APPENDIX G.1

SOIL QUALITY DATA
RFI REPORT
FORMER MANUAL TRANSMISSIONS OF MUNCIE FACILITY
MUNCIE, INDIANA

AOI		*AOI 11.10*	*AOI 11.10*	*AOI 11.10*	*AOI 11.10*	*AOI 11.10*	*AOI 11.10*	*AOI 11.10*	*AOI 11.10*	*AOI 12.5*	*AOI 12.5*	*AOI 12.5*	*AOI 12.5*
Sample Location		*P-9*	*HA-16*	*P-8A*	*HA-16*	*P-8A*	*P-8A*	*P-7*	*P-7*	*HC-5*	*HC-5*	*HC-6*	*HC-7*
Sample Identification		*171311*	*307732*	*307729*	*307733*	*307730*	*307731*	*P-7*	*P-7*	*HC-5*	*HC-5 (Dup)*	*HC-6*	*HC-7*
Sample Date		*4/12/1995*	*6/8/1995*	*6/8/1995*	*6/8/1995*	*6/8/1995*	*6/8/1995*	*9/1/1995*	*9/1/1995*	*1/1/1988*	*1/1/1988*	*1/1/1988*	*1/1/1988*
Sample Depth		*(20) ft BGS*	*(1-2) ft BGS*	*(1-2) ft BGS*	*(8-10) ft BGS*	*(8-12) ft BGS*	*(16-20) ft BGS*	*(0.7-4) ft BGS*	*(11-15) ft BGS*	*(0-5) ft BGS*	*(0-5) ft BGS*	*(0-5) ft BGS*	*(0-5) ft BGS*
Sample Type	*Units*										*Duplicate*		
SVOCs (Continued)													
Dimethyl phthalate	mg/kg	-	-	-	-	-	-	-	-	0.4 U	-	40 U	40 U
2,4-Dimethylphenol	mg/kg	-	-	-	-	-	-	-	-	0.4 U	-	40 U	40 U
Di-n-butylphthalate (DBP)	mg/kg	-	-	-	-	-	-	-	-	0.4 U	-	40 U	40 U
4,6-Dinitro-2-methylphenol	mg/kg	-	-	-	-	-	-	-	-	2 U	-	200 U	200 U
2,4-Dinitrophenol	mg/kg	-	-	-	-	-	-	-	-	2 U	-	200 U	200 U
2,4-Dinitrotoluene	mg/kg	-	-	-	-	-	-	-	-	0.4 U	-	40 U	40 U
2,6-Dinitrotoluene	mg/kg	-	-	-	-	-	-	-	-	0.4 U	-	40 U	40 U
Di-n-octyl phthalate (DnOP)	mg/kg	-	-	-	-	-	-	-	-	0.4 U	-	40 U	40 U
bis(2-Ethylhexyl)phthalate (DEHP)	mg/kg	-	-	-	-	-	-	-	-	0.4 U	-	40 U	40 U
Fluoranthene	mg/kg	-	-	-	-	-	-	-	-	0.4 U	-	40 U	40 U
Fluorene	mg/kg	-	-	-	-	-	-	-	-	0.4 U	-	40 U	40 U
Hexachlorobenzene	mg/kg	-	-	-	-	-	-	-	-	0.4 U	-	40 U	40 U
Hexachlorobutadiene	mg/kg	-	-	-	-	-	-	-	-	0.4 U	-	40 U	40 U
Hexachlorocyclopentadiene	mg/kg	-	-	-	-	-	-	-	-	0.4 U	-	40 U	40 U
Hexachloroethane	mg/kg	-	-	-	-	-	-	-	-	0.4 U	-	40 U	40 U
Indeno(1,2,3-cd)pyrene	mg/kg	-	-	-	-	-	-	-	-	0.4 U	-	40 U	40 U
Isophorone	mg/kg	-	-	-	-	-	-	-	-	0.4 U	-	40 U	40 U
2-Methylnaphthalene	mg/kg	-	-	-	-	-	-	-	-	0.4 U	-	40 U	40 U
2-Methylphenol	mg/kg	-	-	-	-	-	-	-	-	0.4 U	-	40 U	40 U
3&4-Methylphenol	mg/kg	-	-	-	-	-	-	-	-	-	-	-	-
4-Methylphenol	mg/kg	-	-	-	-	-	-	-	-	0.4 U	-	40 U	40 U
Naphthalene	mg/kg	-	-	-	-	-	-	-	-	0.4 U	-	40 U	40 U
2-Nitroaniline	mg/kg	-	-	-	-	-	-	-	-	0.4 U	-	40 U	40 U
3-Nitroaniline	mg/kg	-	-	-	-	-	-	-	-	0.4 U	-	40 U	40 U
4-Nitroaniline	mg/kg	-	-	-	-	-	-	-	-	0.4 U	-	40 U	40 U
Nitrobenzene	mg/kg	-	-	-	-	-	-	-	-	0.4 U	-	40 U	40 U
2-Nitrophenol	mg/kg	-	-	-	-	-	-	-	-	0.4 U	-	40 U	40 U
4-Nitrophenol	mg/kg	-	-	-	-	-	-	-	-	2 U	-	200 U	200 U
N-Nitrosodi-n-propylamine	mg/kg	-	-	-	-	-	-	-	-	0.4 U	-	40 U	40 U
N-Nitrosodiphenylamine	mg/kg	-	-	-	-	-	-	-	-	0.4 U	-	40 U	40 U
N-Nitrosodimethylamine	mg/kg	-	-	-	-	-	-	-	-	0.4 U	-	40 U	40 U
2,2'-Oxybis(1-chloropropane)	mg/kg	-	-	-	-	-	-	-	-	0.4 U	-	40 U	40 U
Pentachlorophenol	mg/kg	-	-	-	-	-	-	-	-	2 U	-	200 U	200 U
Phenanthrene	mg/kg	-	-	-	-	-	-	-	-	0.4 U	-	40 U	40 U
Phenol	mg/kg	-	-	-	-	-	-	-	-	0.4 U	-	40 U	40 U
Pyrene	mg/kg	-	-	-	-	-	-	-	-	0.4 U	-	40 U	40 U
1,2,4-Trichlorobenzene	mg/kg	-	-	-	-	-	-	-	-	-	-	-	-
2,4,5-Trichlorophenol	mg/kg	-	-	-	-	-	-	-	-	2 U	-	200 U	200 U
2,4,6-Trichlorophenol	mg/kg	-	-	-	-	-	-	-	-	0.4 U	-	40 U	40 U

APPENDIX G.1

SOIL QUALITY DATA
RFI REPORT
FORMER MANUAL TRANSMISSIONS OF MUNCIE FACILITY
MUNCIE, INDIANA

AOI		*AOI 11.10*	*AOI 11.10*	*AOI 11.10*	*AOI 11.10*	*AOI 11.10*	*AOI 11.10*	*AOI 11.10*	*AOI 11.10*	*AOI 12.5*	*AOI 12.5*	*AOI 12.5*	*AOI 12.5*
Sample Location		*P-9*	*HA-16*	*P-8A*	*HA-16*	*P-8A*	*P-8A*	*P-7*	*P-7*	*HC-5*	*HC-5*	*HC-6*	*HC-7*
Sample Identification		*171311*	*307732*	*307729*	*307733*	*307730*	*307731*	*P-7*	*P-7*	*HC-5*	*HC-5 (Dup)*	*HC-6*	*HC-7*
Sample Date		*4/12/1995*	*6/8/1995*	*6/8/1995*	*6/8/1995*	*6/8/1995*	*6/8/1995*	*9/1/1995*	*9/1/1995*	*1/1/1988*	*1/1/1988*	*1/1/1988*	*1/1/1988*
Sample Depth		*(20) ft BGS*	*(1-2) ft BGS*	*(1-2) ft BGS*	*(8-10) ft BGS*	*(8-12) ft BGS*	*(16-20) ft BGS*	*(0.7-4) ft BGS*	*(11-15) ft BGS*	*(0-5) ft BGS*	*(0-5) ft BGS*	*(0-5) ft BGS*	*(0-5) ft BGS*
Sample Type	*Units*										*Duplicate*		
Polychlorinated Biphenyls (PCBs)													
Aroclor-1016 (PCB-1016)	mg/kg	-	-	-	-	-	-	-	-	-	-	-	-
Aroclor-1221 (PCB-1221)	mg/kg	-	-	-	-	-	-	-	-	-	-	-	-
Aroclor-1232 (PCB-1232)	mg/kg	-	-	-	-	-	-	-	-	-	-	-	-
Aroclor-1242 (PCB-1242)	mg/kg	-	-	-	-	-	-	-	-	-	-	-	-
Aroclor-1248 (PCB-1248)	mg/kg	-	-	-	-	-	-	-	-	700 U	-	700 U	700 U
Aroclor-1254 (PCB-1254)	mg/kg	-	-	-	-	-	-	-	-	-	-	-	-
Aroclor-1260 (PCB-1260)	mg/kg	-	-	-	-	-	-	-	-	-	-	-	-
Total PCBs	mg/kg	-	-	-	-	-	-	-	-	700 U	-	700 U	700 U
Total Petroleum Hydrocarbons (TPH)													
Total Petroleum Hydrocarbons - Diesel	mg/kg	-	10 U	10 U	10 U	10 U	10 U	-	-	-	-	-	-
Total Petroleum Hydrocarbons - Gas	mg/kg	-	10 U	10 U	10 U	10 U	10 U	-	-	-	-	-	-
Total Petroleum Hydrocarbons - Oil	mg/kg	-	15.1	52.4	10 U	346	27.2	-	-	-	-	-	-
Total Petroleum Hydrocarbons	mg/kg	170	15.1	52.4	10 U	346	27.2	1 U	1 U	-	-	-	-
Total Petroleum Hydrocarbons - Purgeable (GRO)	mg/kg	-	-	-	-	-	-	-	-	-	-	-	-
Total Petroleum Hydrocarbons (C10-C20)	mg/kg	-	-	-	-	-	-	-	-	-	-	-	-
Total Petroleum Hydrocarbons (C20-C34)	mg/kg	-	-	-	-	-	-	-	-	-	-	-	-
Total Petroleum Hydrocarbons (C6-C10) GRO	mg/kg	-	-	-	-	-	-	-	-	-	-	-	-
Metals													
Aluminum	mg/kg	-	-	-	-	-	-	-	-	-	-	-	-
Antimony	mg/kg	-	-	-	-	-	-	-	-	-	-	-	-
Arsenic	mg/kg	-	-	-	-	-	-	-	-	-	-	-	-
Barium	mg/kg	-	-	-	-	-	-	-	-	-	-	-	-
Beryllium	mg/kg	-	-	-	-	-	-	-	-	-	-	-	-
Cadmium	mg/kg	-	-	-	-	-	-	-	-	-	-	-	-
Calcium	mg/kg	-	-	-	-	-	-	-	-	-	-	-	-
Chromium	mg/kg	-	-	-	-	-	-	-	-	-	-	-	-
Chromium VI (hexavalent)	mg/kg	-	-	-	-	-	-	-	-	-	-	-	-
Cobalt	mg/kg	-	-	-	-	-	-	-	-	-	-	-	-
Copper	mg/kg	-	-	-	-	-	-	-	-	-	-	-	-
Iron	mg/kg	-	-	-	-	-	-	-	-	-	-	-	-
Lead	mg/kg	-	-	-	-	-	-	-	-	-	-	-	-
Magnesium	mg/kg	-	-	-	-	-	-	-	-	-	-	-	-
Manganese	mg/kg	-	-	-	-	-	-	-	-	-	-	-	-
Mercury	mg/kg	-	-	-	-	-	-	-	-	-	-	-	-
Nickel	mg/kg	-	-	-	-	-	-	-	-	-	-	-	-
Potassium	mg/kg	-	-	-	-	-	-	-	-	-	-	-	-
Selenium	mg/kg	-	-	-	-	-	-	-	-	-	-	-	-
Silver	mg/kg	-	-	-	-	-	-	-	-	-	-	-	-
Sodium	mg/kg	-	-	-	-	-	-	-	-	-	-	-	-
Thallium	mg/kg	-	-	-	-	-	-	-	-	-	-	-	-
Vanadium	mg/kg	-	-	-	-	-	-	-	-	-	-	-	-
Zinc	mg/kg	-	-	-	-	-	-	-	-	-	-	-	-

APPENDIX G.1

SOIL QUALITY DATA
RFI REPORT
FORMER MANUAL TRANSMISSIONS OF MUNCIE FACILITY
MUNCIE, INDIANA

AOI		*AOI 11.10*	*AOI 11.10*	*AOI 11.10*	*AOI 11.10*	*AOI 11.10*	*AOI 11.10*	*AOI 11.10*	*AOI 11.10*	*AOI 12.5*	*AOI 12.5*	*AOI 12.5*	*AOI 12.5*
Sample Location		*P-9*	*HA-16*	*P-8A*	*HA-16*	*P-8A*	*P-8A*	*P-7*	*P-7*	*HC-5*	*HC-5*	*HC-6*	*HC-7*
Sample Identification		*171311*	*307732*	*307729*	*307733*	*307730*	*307731*	*P-7*	*P-7*	*HC-5*	*HC-5 (Dup)*	*HC-6*	*HC-7*
Sample Date		*4/12/1995*	*6/8/1995*	*6/8/1995*	*6/8/1995*	*6/8/1995*	*6/8/1995*	*9/1/1995*	*9/1/1995*	*1/1/1988*	*1/1/1988*	*1/1/1988*	*1/1/1988*
Sample Depth		*(20) ft BGS*	*(1-2) ft BGS*	*(1-2) ft BGS*	*(8-10) ft BGS*	*(8-12) ft BGS*	*(16-20) ft BGS*	*(0.7-4) ft BGS*	*(11-15) ft BGS*	*(0-5) ft BGS*	*(0-5) ft BGS*	*(0-5) ft BGS*	*(0-5) ft BGS*
Sample Type	*Units*										*Duplicate*		
General Chemistry													
Carbonate (as CaCO3)	mg/kg	-	-	-	-	-	-	-	-	-	-	-	-
Chloride	mg/kg	-	-	-	-	-	-	-	-	-	-	-	-
Chloride	s.u.	-	-	-	-	-	-	-	-	-	-	-	-
Cyanide (total)	mg/kg	-	-	-	-	-	-	-	-	-	-	-	-
N-Hexane extractable material	mg/kg	-	-	-	-	-	-	-	-	-	-	-	-
Percent moisture	%	-	-	-	-	-	-	-	-	-	-	-	-
pH	s.u.	-	-	-	-	-	-	-	-	-	-	-	-
Saturated aliphatic hydrocarbons	mg/kg	-	-	-	-	-	-	-	-	-	-	-	-
Sulfate	mg/kg	-	-	-	-	-	-	-	-	-	-	-	-
Total solids	%	96	87.3	98.3 U	94	95.7	94	-	-	-	-	-	-

Notes
mg/kg - Milligrams per kilogram
"-" - No value
U - Not detected at the associated reporting limit
J - Estimated concentration
UJ - Not detected; associated reporting limit is estimated
R - Rejected
s.u. - Standard units
nc - No criteria
ND - Non Detect (calculation)
BOLD[abc] Concentration exceeds associated screening level
IDEM Appendix A: Screening Levels Remedation Closure Guide - March 25, 2014
a - Exceeds IDEM residential migration to ground water screening levels
b - Exceeds IDEM commercial/industrial direct contact screening levels
c - Exceeds IDEM excavation direct contact screening levels

APPENDIX G.1

SOIL QUALITY DATA
RFI REPORT
FORMER MANUAL TRANSMISSIONS OF MUNCIE FACILITY
MUNCIE, INDIANA

AOI		*AOI 12.5*	*AOI 12.5*	*AOI 12.5*	*AOI 12.5*	*AOI 12.5*	*AOI 12.5*	*AOI 12.5*	*AOI 12.5*	*AOI 12.5*	*AOI 12.5*	*AOI 12.5*	*AOI 12.5*
Sample Location		*HC-17*	*HC-20*	*SB-10*	*SB-12*	*SB-12*	*SB-13*	*SB-10*	*SB-12*	*SB-13*	*SB-12*	*SB-10*	*SB-12*
Sample Identification		*HC-17*	*HC-20*	*SB-10*	*SB-12*	*SB-12 (Dup)*	*SB-13*	*SB-10*	*SB-12*	*SB-13*	*SB-12*	*SB-10*	*SB-12*
Sample Date		*1/1/1988*	*1/1/1988*	*1/1/1988*	*1/1/1988*	*1/1/1988*	*1/1/1988*	*1/1/1988*	*1/1/1988*	*1/1/1988*	*1/1/1988*	*1/1/1988*	*1/1/1988*
Sample Depth		*(0-2) ft BGS*	*(0-2) ft BGS*	*(0-5) ft BGS*	*(0-5) ft BGS*	*(0-5) ft BGS*	*(0-5) ft BGS*	*(5-10) ft BGS*	*(5-10) ft BGS*	*(5-10) ft BGS*	*(8-10) ft BGS*	*(10-15) ft BGS*	*(10-15) ft BGS*
Sample Type	*Units*					*Duplicate*							
Volatile Organic Compounds (VOCs)													
Acetone	mg/kg	-	-	-	-	-	-	-	-	-	0.05	-	-
Benzene	mg/kg	-	-	-	-	-	-	-	-	-	0.005 U	-	-
Benzyl alcohol	mg/kg	-	-	-	-	-	-	-	-	-	-	-	-
Bromodichloromethane	mg/kg	-	-	-	-	-	-	-	-	-	0.005 U	-	-
Bromoform	mg/kg	-	-	-	-	-	-	-	-	-	0.005 U	-	-
Bromomethane (Methyl bromide)	mg/kg	-	-	-	-	-	-	-	-	-	0.01 U	-	-
2-Butanone (Methyl ethyl ketone) (MEK)	mg/kg	-	-	-	-	-	-	-	-	-	0.01 U	-	-
Carbon disulfide	mg/kg	-	-	-	-	-	-	-	-	-	0.005 U	-	-
Carbon tetrachloride	mg/kg	-	-	-	-	-	-	-	-	-	0.005 U	-	-
4-Chloroaniline	mg/kg	-	-	-	-	-	-	-	-	-	-	-	-
Chlorobenzene	mg/kg	-	-	-	-	-	-	-	-	-	0.005 U	-	-
Chloroethane	mg/kg	-	-	-	-	-	-	-	-	-	0.01 U	-	-
2-Chloroethyl vinyl ether	mg/kg	-	-	-	-	-	-	-	-	-	0.01 U	-	-
Chloroform (Trichloromethane)	mg/kg	-	-	-	-	-	-	-	-	-	0.005 U	-	-
Chloromethane (Methyl chloride)	mg/kg	-	-	-	-	-	-	-	-	-	0.01 U	-	-
Cyclohexane	mg/kg	-	-	-	-	-	-	-	-	-	-	-	-
Dibenzofuran	mg/kg	-	-	-	-	-	-	-	-	-	-	-	-
1,2-Dibromo-3-chloropropane (DBCP)	mg/kg	-	-	-	-	-	-	-	-	-	-	-	-
Dibromochloromethane	mg/kg	-	-	-	-	-	-	-	-	-	0.005 U	-	-
1,2-Dibromoethane (Ethylene dibromide)	mg/kg	-	-	-	-	-	-	-	-	-	-	-	-
1,2-Dichlorobenzene	mg/kg	-	-	-	-	-	-	-	-	-	-	-	-
1,3-Dichlorobenzene	mg/kg	-	-	-	-	-	-	-	-	-	-	-	-
1,4-Dichlorobenzene	mg/kg	-	-	-	-	-	-	-	-	-	-	-	-
Dichlorodifluoromethane (CFC-12)	mg/kg	-	-	-	-	-	-	-	-	-	-	-	-
Dichloroethane	mg/kg	-	-	-	-	-	-	-	-	-	-	-	-
1,1-Dichloroethane	mg/kg	-	-	-	-	-	-	-	-	-	0.005 U	-	-
1,2-Dichloroethane	mg/kg	-	-	-	-	-	-	-	-	-	0.005 U	-	-
Dichloroethene	mg/kg	-	-	-	-	-	-	-	-	-	-	-	-
1,2-Dichloroethene (total)	mg/kg	-	-	-	-	-	-	-	-	-	-	-	-
1,1-Dichloroethene	mg/kg	-	-	-	-	-	-	-	-	-	0.005 U	-	-
cis-1,2-Dichloroethene	mg/kg	-	-	-	-	-	-	-	-	-	-	-	-
trans-1,2-Dichloroethene	mg/kg	-	-	-	-	-	-	-	-	-	0.005 U	-	-
1,2-Dichloropropane	mg/kg	-	-	-	-	-	-	-	-	-	0.005 U	-	-
cis-1,3-Dichloropropene	mg/kg	-	-	-	-	-	-	-	-	-	0.005 U	-	-
trans-1,3-Dichloropropene	mg/kg	-	-	-	-	-	-	-	-	-	0.005 U	-	-
Ethylbenzene	mg/kg	-	-	-	-	-	-	-	-	-	0.005 U	-	-
2-Hexanone	mg/kg	-	-	-	-	-	-	-	-	-	0.01 U	-	-
Isopropyl benzene	mg/kg	-	-	-	-	-	-	-	-	-	-	-	-
Methyl acetate	mg/kg	-	-	-	-	-	-	-	-	-	-	-	-
Methyl cyclohexane	mg/kg	-	-	-	-	-	-	-	-	-	-	-	-
Methyl tert butyl ether (MTBE)	mg/kg	-	-	-	-	-	-	-	-	-	-	-	-
4-Methyl-2-pentanone (MIBK)	mg/kg	-	-	-	-	-	-	-	-	-	0.01 U	-	-
Methylene chloride	mg/kg	-	-	-	-	-	-	-	-	-	0.005 U	-	-
Styrene	mg/kg	-	-	-	-	-	-	-	-	-	0.005 U	-	-
1,1,2,2-Tetrachloroethane	mg/kg	-	-	-	-	-	-	-	-	-	0.005 U	-	-
Tetrachloroethene	mg/kg	-	-	-	-	-	-	-	-	-	0.005 U	-	-

APPENDIX G.1

SOIL QUALITY DATA
RFI REPORT
FORMER MANUAL TRANSMISSIONS OF MUNCIE FACILITY
MUNCIE, INDIANA

AOI		*AOI 12.5*	*AOI 12.5*	*AOI 12.5*	*AOI 12.5*	*AOI 12.5*	*AOI 12.5*	*AOI 12.5*	*AOI 12.5*	*AOI 12.5*	*AOI 12.5*	*AOI 12.5*	*AOI 12.5*
Sample Location		*HC-17*	*HC-20*	*SB-10*	*SB-12*	*SB-12*	*SB-13*	*SB-10*	*SB-12*	*SB-13*	*SB-12*	*SB-10*	*SB-12*
Sample Identification		*HC-17*	*HC-20*	*SB-10*	*SB-12*	*SB-12 (Dup)*	*SB-13*	*SB-10*	*SB-12*	*SB-13*	*SB-12*	*SB-10*	*SB-12*
Sample Date		*1/1/1988*	*1/1/1988*	*1/1/1988*	*1/1/1988*	*1/1/1988*	*1/1/1988*	*1/1/1988*	*1/1/1988*	*1/1/1988*	*1/1/1988*	*1/1/1988*	*1/1/1988*
Sample Depth		*(0-2) ft BGS*	*(0-2) ft BGS*	*(0-5) ft BGS*	*(0-5) ft BGS*	*(0-5) ft BGS*	*(0-5) ft BGS*	*(5-10) ft BGS*	*(5-10) ft BGS*	*(5-10) ft BGS*	*(8-10) ft BGS*	*(10-15) ft BGS*	*(10-15) ft BGS*
Sample Type	*Units*					*Duplicate*							
VOCs (Continued)													
Toluene	mg/kg	-	-	-	-	-	-	-	-	-	0.022	-	-
1,2,4-Trichlorobenzene	mg/kg	-	-	-	-	-	-	-	-	-	-	-	-
Trichloroethane	mg/kg	-	-	-	-	-	-	-	-	-	-	-	-
1,1,1-Trichloroethane	mg/kg	-	-	-	-	-	-	-	-	-	0.005 U	-	-
1,1,2-Trichloroethane	mg/kg	-	-	-	-	-	-	-	-	-	0.005 U	-	-
Trichloroethene	mg/kg	-	-	-	-	-	-	-	-	-	0.005 U	-	-
Trichlorofluoromethane (CFC-11)	mg/kg	-	-	-	-	-	-	-	-	-	-	-	-
Trifluorotrichloroethane (Freon 113)	mg/kg	-	-	-	-	-	-	-	-	-	-	-	-
Vinyl acetate	mg/kg	-	-	-	-	-	-	-	-	-	0.01 U	-	-
Vinyl chloride	mg/kg	-	-	-	-	-	-	-	-	-	0.01 U	-	-
Xylenes (total)	mg/kg	-	-	-	-	-	-	-	-	-	0.005 U	-	-
Semi-Volatile Organic Compounds (SVOCs)													
Acenaphthene	mg/kg	-	-	0.4 U	0.4 U	0.4 U	0.4 U	0.4 U	0.4 U	0.4 U	-	0.4 U	0.4 U
Acenaphthylene	mg/kg	-	-	0.4 U	0.4 U	0.4 U	0.4 U	0.4 U	0.4 U	0.4 U	-	0.4 U	0.4 U
Acetophenone	mg/kg	-	-	-	-	-	-	-	-	-	-	-	-
Anthracene	mg/kg	-	-	0.4 U	0.4 U	0.4 U	0.4 U	0.4 U	0.4 U	0.4 U	-	0.4 U	0.4 U
Atrazine	mg/kg	-	-	-	-	-	-	-	-	-	-	-	-
Benzaldehyde	mg/kg	-	-	-	-	-	-	-	-	-	-	-	-
Benzo(a)anthracene	mg/kg	-	-	0.4 U	0.4 U	0.4 U	0.4 U	0.4 U	0.4 U	0.4 U	-	0.4 U	0.4 U
Benzo(a)pyrene	mg/kg	-	-	0.4 U	0.4 U	0.4 U	0.4 U	0.4 U	0.4 U	0.4 U	-	0.4 U	0.4 U
Benzo(b)fluoranthene	mg/kg	-	-	0.4 U	0.4 U	0.4 U	0.4 U	0.4 U	0.4 U	0.4 U	-	0.4 U	0.4 U
Benzo(g,h,i)perylene	mg/kg	-	-	0.4 U	0.4 U	0.4 U	0.4 U	0.4 U	0.4 U	0.4 U	-	0.4 U	0.4 U
Benzo(k)fluoranthene	mg/kg	-	-	0.4 U	0.4 U	0.4 U	0.4 U	0.4 U	0.4 U	0.4 U	-	0.4 U	0.4 U
Benzoic acid	mg/kg	-	-	2 U	2 U	2 U	2 U	2 U	2 U	2 U	-	2 U	2 U
Biphenyl (1,1-Biphenyl)	mg/kg	-	-	-	-	-	-	-	-	-	-	-	-
4-Bromophenyl phenyl ether	mg/kg	-	-	0.4 U	0.4 U	0.4 U	0.4 U	0.4 U	0.4 U	0.4 U	-	0.4 U	0.4 U
Butyl benzylphthalate (BBP)	mg/kg	-	-	0.4 U	0.4 U	0.4 U	0.4 U	0.4 U	0.4 U	0.4 U	-	0.4 U	0.4 U
Caprolactam	mg/kg	-	-	-	-	-	-	-	-	-	-	-	-
Carbazole	mg/kg	-	-	-	-	-	-	-	-	-	-	-	-
4-Chloro-3-methylphenol	mg/kg	-	-	0.4 U	0.4 U	0.4 U	0.4 U	0.4 U	0.4 U	0.4 U	-	0.4 U	0.4 U
4-Chloroaniline	mg/kg	-	-	-	-	-	-	-	-	-	-	-	-
bis(2-Chloroethoxy)methane	mg/kg	-	-	0.4 U	0.4 U	0.4 U	0.4 U	0.4 U	0.4 U	0.4 U	-	0.4 U	0.4 U
bis(2-Chloroethyl)ether	mg/kg	-	-	0.4 U	0.4 U	0.4 U	0.4 U	0.4 U	0.4 U	0.4 U	-	0.4 U	0.4 U
2-Chloronaphthalene	mg/kg	-	-	0.4 U	0.4 U	0.4 U	0.4 U	0.4 U	0.4 U	0.4 U	-	0.4 U	0.4 U
2-Chlorophenol	mg/kg	-	-	0.4 U	0.4 U	0.4 U	0.4 U	0.4 U	0.4 U	0.4 U	-	0.4 U	0.4 U
4-Chlorophenyl phenyl ether	mg/kg	-	-	0.4 U	0.4 U	0.4 U	0.4 U	0.4 U	0.4 U	0.4 U	-	0.4 U	0.4 U
Chrysene	mg/kg	-	-	0.4 U	0.4 U	0.4 U	0.4 U	0.4 U	0.4 U	0.4 U	-	0.4 U	0.4 U
Dibenz(a,h)anthracene	mg/kg	-	-	0.4 U	0.4 U	0.4 U	0.4 U	0.4 U	0.4 U	0.4 U	-	0.4 U	0.4 U
Dibenzofuran	mg/kg	-	-	-	-	-	-	-	-	-	-	-	-
1,2-Dichlorobenzene	mg/kg	-	-	-	-	-	-	-	-	-	-	-	-
1,3-Dichlorobenzene	mg/kg	-	-	-	-	-	-	-	-	-	-	-	-
1,4-Dichlorobenzene	mg/kg	-	-	-	-	-	-	-	-	-	-	-	-
3,3'-Dichlorobenzidine	mg/kg	-	-	0.8 U	0.7 U	0.8 U	0.7 U	0.8 U	0.7 U	0.7 U	-	0.8 U	0.7 U
2,4-Dichlorophenol	mg/kg	-	-	0.4 U	0.4 U	0.4 U	0.4 U	0.4 U	0.4 U	0.4 U	-	0.4 U	0.4 U
Diethyl phthalate	mg/kg	-	-	0.4 U	0.4 U	0.4 U	0.4 U	0.4 U	0.4 U	0.4 U	-	0.4 U	0.4 U

APPENDIX G.1

SOIL QUALITY DATA
RFI REPORT
FORMER MANUAL TRANSMISSIONS OF MUNCIE FACILITY
MUNCIE, INDIANA

AOI		*AOI 12.5*	*AOI 12.5*	*AOI 12.5*	*AOI 12.5*	*AOI 12.5*	*AOI 12.5*	*AOI 12.5*	*AOI 12.5*	*AOI 12.5*	*AOI 12.5*	*AOI 12.5*	*AOI 12.5*
Sample Location		*HC-17*	*HC-20*	*SB-10*	*SB-12*	*SB-12*	*SB-13*	*SB-10*	*SB-12*	*SB-13*	*SB-12*	*SB-10*	*SB-12*
Sample Identification		*HC-17*	*HC-20*	*SB-10*	*SB-12*	*SB-12 (Dup)*	*SB-13*	*SB-10*	*SB-12*	*SB-13*	*SB-12*	*SB-10*	*SB-12*
Sample Date		*1/1/1988*	*1/1/1988*	*1/1/1988*	*1/1/1988*	*1/1/1988*	*1/1/1988*	*1/1/1988*	*1/1/1988*	*1/1/1988*	*1/1/1988*	*1/1/1988*	*1/1/1988*
Sample Depth		*(0-2) ft BGS*	*(0-2) ft BGS*	*(0-5) ft BGS*	*(0-5) ft BGS*	*(0-5) ft BGS*	*(0-5) ft BGS*	*(5-10) ft BGS*	*(5-10) ft BGS*	*(5-10) ft BGS*	*(8-10) ft BGS*	*(10-15) ft BGS*	*(10-15) ft BGS*
Sample Type	*Units*					*Duplicate*							
SVOCs (Continued)													
Dimethyl phthalate	mg/kg	-	-	0.4 U	0.4 U	0.4 U	0.4 U	0.4 U	0.4 U	0.4 U	-	0.4 U	0.4 U
2,4-Dimethylphenol	mg/kg	-	-	0.4 U	0.4 U	0.4 U	0.4 U	0.4 U	0.4 U	0.4 U	-	0.4 U	0.4 U
Di-n-butylphthalate (DBP)	mg/kg	-	-	0.4 U	0.4 U	0.4 U	0.4 U	0.4 U	0.4 U	0.4 U	-	0.4 U	0.4 U
4,6-Dinitro-2-methylphenol	mg/kg	-	-	2 U	2 U	2 U	2 U	2 U	2 U	2 U	-	2 U	2 U
2,4-Dinitrophenol	mg/kg	-	-	2 U	2 U	2 U	2 U	2 U	2 U	2 U	-	2 U	2 U
2,4-Dinitrotoluene	mg/kg	-	-	0.4 U	0.4 U	0.4 U	0.4 U	0.4 U	0.4 U	0.4 U	-	0.4 U	0.4 U
2,6-Dinitrotoluene	mg/kg	-	-	0.4 U	0.4 U	0.4 U	0.4 U	0.4 U	0.4 U	0.4 U	-	0.4 U	0.4 U
Di-n-octyl phthalate (DnOP)	mg/kg	-	-	0.4 U	0.4 U	0.4 U	0.4 U	0.4 U	0.4 U	0.4 U	-	0.4 U	0.4 U
bis(2-Ethylhexyl)phthalate (DEHP)	mg/kg	-	-	0.4 U	0.7	0.4 U	0.4 U	0.4 U	0.4 U	0.4 U	-	0.4 U	0.4 U
Fluoranthene	mg/kg	-	-	0.4 U	0.4 U	0.4 U	0.4 U	0.4 U	0.4 U	0.4 U	-	0.4 U	0.4 U
Fluorene	mg/kg	-	-	0.4 U	0.4 U	0.4 U	0.4 U	0.4 U	0.4 U	0.4 U	-	0.4 U	0.4 U
Hexachlorobenzene	mg/kg	-	-	0.4 U	0.4 U	0.4 U	0.4 U	0.4 U	0.4 U	0.4 U	-	0.4 U	0.4 U
Hexachlorobutadiene	mg/kg	-	-	0.4 U	0.4 U	0.4 U	0.4 U	0.4 U	0.4 U	0.4 U	-	0.4 U	0.4 U
Hexachlorocyclopentadiene	mg/kg	-	-	0.4 U	0.4 U	0.4 U	0.4 U	0.4 U	0.4 U	0.4 U	-	0.4 U	0.4 U
Hexachloroethane	mg/kg	-	-	0.4 U	0.4 U	0.4 U	0.4 U	0.4 U	0.4 U	0.4 U	-	0.4 U	0.4 U
Indeno(1,2,3-cd)pyrene	mg/kg	-	-	0.4 U	0.4 U	0.4 U	0.4 U	0.4 U	0.4 U	0.4 U	-	0.4 U	0.4 U
Isophorone	mg/kg	-	-	0.4 U	0.4 U	0.4 U	0.4 U	0.4 U	0.4 U	0.4 U	-	0.4 U	0.4 U
2-Methylnaphthalene	mg/kg	-	-	0.4 U	0.4 U	0.4 U	0.4 U	0.4 U	0.4 U	0.4 U	-	0.4 U	0.4 U
2-Methylphenol	mg/kg	-	-	0.4 U	0.4 U	0.4 U	0.4 U	0.4 U	0.4 U	0.4 U	-	0.4 U	0.4 U
3&4-Methylphenol	mg/kg	-	-	-	-	-	-	-	-	-	-	-	-
4-Methylphenol	mg/kg	-	-	0.4 U	0.4 U	0.4 U	0.4 U	0.4 U	0.4 U	0.4 U	-	0.4 U	0.4 U
Naphthalene	mg/kg	-	-	0.4 U	0.4 U	0.4 U	0.4 U	0.4 U	0.4 U	0.4 U	-	0.4 U	0.4 U
2-Nitroaniline	mg/kg	-	-	0.4 U	0.4 U	0.4 U	0.4 U	0.4 U	0.4 U	0.4 U	-	0.4 U	0.4 U
3-Nitroaniline	mg/kg	-	-	0.4 U	0.4 U	0.4 U	0.4 U	0.4 U	0.4 U	0.4 U	-	0.4 U	0.4 U
4-Nitroaniline	mg/kg	-	-	0.4 U	0.4 U	0.4 U	0.4 U	0.4 U	0.4 U	0.4 U	-	0.4 U	0.4 U
Nitrobenzene	mg/kg	-	-	0.4 U	0.4 U	0.4 U	0.4 U	0.4 U	0.4 U	0.4 U	-	0.4 U	0.4 U
2-Nitrophenol	mg/kg	-	-	0.4 U	0.4 U	0.4 U	0.4 U	0.4 U	0.4 U	0.4 U	-	0.4 U	0.4 U
4-Nitrophenol	mg/kg	-	-	2 U	2 U	2 U	2 U	2 U	2 U	2 U	-	2 U	2 U
N-Nitrosodi-n-propylamine	mg/kg	-	-	0.4 U	0.4 U	0.4 U	0.4 U	0.4 U	0.4 U	0.4 U	-	0.4 U	0.4 U
N-Nitrosodiphenylamine	mg/kg	-	-	0.4 U	0.4 U	0.4 U	0.4 U	0.4 U	0.4 U	0.4 U	-	0.4 U	0.4 U
N-Nitrosodimethylamine	mg/kg	-	-	0.4 U	0.4 U	0.4 U	0.4 U	0.4 U	0.4 U	0.4 U	-	0.4 U	0.4 U
2,2'-Oxybis(1-chloropropane)	mg/kg	-	-	0.4 U	0.4 U	0.4 U	0.4 U	0.4 U	0.4 U	0.4 U	-	0.4 U	0.4 U
Pentachlorophenol	mg/kg	-	-	2 U	2 U	2 U	2 U	2 U	2 U	2 U	-	2 U	2 U
Phenanthrene	mg/kg	-	-	0.4 U	0.4 U	0.4 U	0.4 U	0.4 U	0.4 U	0.4 U	-	0.4 U	0.4 U
Phenol	mg/kg	-	-	0.4 U	0.4 U	0.4 U	0.4 U	0.4 U	0.4 U	0.4 U	-	0.4 U	0.4 U
Pyrene	mg/kg	-	-	0.4 U	0.4 U	0.4 U	0.4 U	0.4 U	0.4 U	0.4 U	-	0.4 U	0.4 U
1,2,4-Trichlorobenzene	mg/kg	-	-	-	-	-	-	-	-	-	-	-	-
2,4,5-Trichlorophenol	mg/kg	-	-	2 U	2 U	2 U	2 U	2 U	2 U	2 U	-	2 U	2 U
2,4,6-Trichlorophenol	mg/kg	-	-	0.4 U	0.4 U	0.4 U	0.4 U	0.4 U	0.4 U	0.4 U	-	0.4 U	0.4 U

APPENDIX G.1

SOIL QUALITY DATA
RFI REPORT
FORMER MANUAL TRANSMISSIONS OF MUNCIE FACILITY
MUNCIE, INDIANA

AOI		*AOI 12.5*	*AOI 12.5*	*AOI 12.5*	*AOI 12.5*	*AOI 12.5*	*AOI 12.5*	*AOI 12.5*	*AOI 12.5*	*AOI 12.5*	*AOI 12.5*	*AOI 12.5*	*AOI 12.5*
Sample Location		*HC-17*	*HC-20*	*SB-10*	*SB-12*	*SB-12*	*SB-13*	*SB-10*	*SB-12*	*SB-13*	*SB-12*	*SB-10*	*SB-12*
Sample Identification		*HC-17*	*HC-20*	*SB-10*	*SB-12*	*SB-12 (Dup)*	*SB-13*	*SB-10*	*SB-12*	*SB-13*	*SB-12*	*SB-10*	*SB-12*
Sample Date		*1/1/1988*	*1/1/1988*	*1/1/1988*	*1/1/1988*	*1/1/1988*	*1/1/1988*	*1/1/1988*	*1/1/1988*	*1/1/1988*	*1/1/1988*	*1/1/1988*	*1/1/1988*
Sample Depth		*(0-2) ft BGS*	*(0-2) ft BGS*	*(0-5) ft BGS*	*(0-5) ft BGS*	*(0-5) ft BGS*	*(0-5) ft BGS*	*(5-10) ft BGS*	*(5-10) ft BGS*	*(5-10) ft BGS*	*(8-10) ft BGS*	*(10-15) ft BGS*	*(10-15) ft BGS*
Sample Type	*Units*					*Duplicate*							
Polychlorinated Biphenyls (PCBs)													
Aroclor-1016 (PCB-1016)	mg/kg	-	-	-	-	-	-	-	-	-	-	-	-
Aroclor-1221 (PCB-1221)	mg/kg	-	-	-	-	-	-	-	-	-	-	-	-
Aroclor-1232 (PCB-1232)	mg/kg	-	-	-	-	-	-	-	-	-	-	-	-
Aroclor-1242 (PCB-1242)	mg/kg	-	-	-	-	-	-	-	-	-	-	-	-
Aroclor-1248 (PCB-1248)	mg/kg	-	-	7 U	7 U	7 U	7 U	7 U	7 U	7 U	-	7 U	7 U
Aroclor-1254 (PCB-1254)	mg/kg	-	-	-	-	-	-	-	-	-	-	-	-
Aroclor-1260 (PCB-1260)	mg/kg	-	-	-	-	-	-	-	-	-	-	-	-
Total PCBs	mg/kg	-	-	7 U	7 U	7 U	7 U	7 U	7 U	7 U	-	7 U	7 U
Total Petroleum Hydrocarbons (TPH)													
Total Petroleum Hydrocarbons - Diesel	mg/kg	-	-	-	-	-	-	-	-	-	-	-	-
Total Petroleum Hydrocarbons - Gas	mg/kg	-	-	-	-	-	-	-	-	-	-	-	-
Total Petroleum Hydrocarbons - Oil	mg/kg	-	-	-	-	-	-	-	-	-	-	-	-
Total Petroleum Hydrocarbons	mg/kg	84000	100000	-	-	-	-	-	-	-	-	-	-
Total Petroleum Hydrocarbons - Purgeable (GRO)	mg/kg	-	-	-	-	-	-	-	-	-	-	-	-
Total Petroleum Hydrocarbons (C10-C20)	mg/kg	-	-	-	-	-	-	-	-	-	-	-	-
Total Petroleum Hydrocarbons (C20-C34)	mg/kg	-	-	-	-	-	-	-	-	-	-	-	-
Total Petroleum Hydrocarbons (C6-C10) GRO	mg/kg	-	-	-	-	-	-	-	-	-	-	-	-
Metals													
Aluminum	mg/kg	-	-	-	-	-	-	-	-	-	-	-	-
Antimony	mg/kg	-	-	-	-	-	-	-	-	-	-	-	-
Arsenic	mg/kg	-	-	5	4	3	3	3	3	4	-	2	3
Barium	mg/kg	-	-	29	49	17	18	7	40	14	-	18	8
Beryllium	mg/kg	-	-	-	-	-	-	-	-	-	-	-	-
Cadmium	mg/kg	-	-	1 U	1 U	1 U	1 U	1 U	1 U	1 U	-	1 U	1 U
Calcium	mg/kg	-	-	-	-	-	-	-	-	-	-	-	-
Chromium	mg/kg	-	-	1	6	2	1 U	1	4	1 U	-	1 U	1 U
Chromium VI (hexavalent)	mg/kg	-	-	-	-	-	-	-	-	-	-	-	-
Cobalt	mg/kg	-	-	-	-	-	-	-	-	-	-	-	-
Copper	mg/kg	-	-	13	13	8	10	7	11	9	-	5	8
Iron	mg/kg	-	-	-	-	-	-	-	-	-	-	-	-
Lead	mg/kg	-	-	1 U	17	1 U	1 U	1 U	1 U	1 U	-	1 U	1 U
Magnesium	mg/kg	-	-	-	-	-	-	-	-	-	-	-	-
Manganese	mg/kg	-	-	-	-	-	-	-	-	-	-	-	-
Mercury	mg/kg	-	-	0.05 U	0.05 U	0.05 U	0.05 U	0.05 U	0.05 U	0.05 U	-	0.05 U	0.05 U
Nickel	mg/kg	-	-	1 U	1 U	1 U	1 U	1 U	1 U	1 U	-	1 U	1 U
Potassium	mg/kg	-	-	-	-	-	-	-	-	-	-	-	-
Selenium	mg/kg	-	-	1 U	1 U	1 U	1 U	1 U	1 U	1 U	-	1 U	1 U
Silver	mg/kg	-	-	1 U	1 U	1 U	1 U	1 U	1 U	1 U	-	1 U	1 U
Sodium	mg/kg	-	-	-	-	-	-	-	-	-	-	-	-
Thallium	mg/kg	-	-	-	-	-	-	-	-	-	-	-	-
Vanadium	mg/kg	-	-	-	-	-	-	-	-	-	-	-	-
Zinc	mg/kg	-	-	30	35	20	27	23	27	23	-	15	25

APPENDIX G.1

SOIL QUALITY DATA
RFI REPORT
FORMER MANUAL TRANSMISSIONS OF MUNCIE FACILITY
MUNCIE, INDIANA

AOI		*AOI 12.5*	*AOI 12.5*	*AOI 12.5*	*AOI 12.5*	*AOI 12.5*	*AOI 12.5*	*AOI 12.5*	*AOI 12.5*	*AOI 12.5*	*AOI 12.5*	*AOI 12.5*	*AOI 12.5*
Sample Location		*HC-17*	*HC-20*	*SB-10*	*SB-12*	*SB-12*	*SB-13*	*SB-10*	*SB-12*	*SB-13*	*SB-12*	*SB-10*	*SB-12*
Sample Identification		*HC-17*	*HC-20*	*SB-10*	*SB-12*	*SB-12 (Dup)*	*SB-13*	*SB-10*	*SB-12*	*SB-13*	*SB-12*	*SB-10*	*SB-12*
Sample Date		*1/1/1988*	*1/1/1988*	*1/1/1988*	*1/1/1988*	*1/1/1988*	*1/1/1988*	*1/1/1988*	*1/1/1988*	*1/1/1988*	*1/1/1988*	*1/1/1988*	*1/1/1988*
Sample Depth		*(0-2) ft BGS*	*(0-2) ft BGS*	*(0-5) ft BGS*	*(0-5) ft BGS*	*(0-5) ft BGS*	*(0-5) ft BGS*	*(5-10) ft BGS*	*(5-10) ft BGS*	*(5-10) ft BGS*	*(8-10) ft BGS*	*(10-15) ft BGS*	*(10-15) ft BGS*
Sample Type	*Units*					*Duplicate*							
General Chemistry													
Carbonate (as CaCO3)	mg/kg	-	-	-	-	-	-	-	-	-	-	-	-
Chloride	mg/kg	-	-	-	-	-	-	-	-	-	-	-	-
Chloride	s.u.	-	-	-	-	-	-	-	-	-	-	-	-
Cyanide (total)	mg/kg	-	-	-	-	-	-	-	-	-	-	-	-
N-Hexane extractable material	mg/kg	-	-	-	-	-	-	-	-	-	-	-	-
Percent moisture	%	-	-	-	-	-	-	-	-	-	-	-	-
pH	s.u.	-	-	8.4	8.8	8.6	8.5	8.7	8.8	8.7	-	8.3	8.6
Saturated aliphatic hydrocarbons	mg/kg	-	-	-	-	-	-	-	-	-	-	-	-
Sulfate	mg/kg	-	-	30	40	30	30	40	20	20	-	120	80
Total solids	%	-	-	-	-	-	-	-	-	-	-	-	-

Notes

mg/kg - Milligrams per kilogram
"-" - No value
U - Not detected at the associated reporting limit
J - Estimated concentration
UJ - Not detected; associated reporting limit is estimated
R - Rejected
s.u. - Standard units
nc - No criteria
ND - Non Detect (calculation)
BOLD[abc] Concentration exceeds associated screening level
IDEM Appendix A: Screening Levels Remedation Closure Guide - March 25, 2014
a - Exceeds IDEM residential migration to ground water screening levels
b - Exceeds IDEM commercial/industrial direct contact screening levels
c - Exceeds IDEM excavation direct contact screening levels

APPENDIX G.1

SOIL QUALITY DATA
RFI REPORT
FORMER MANUAL TRANSMISSIONS OF MUNCIE FACILITY
MUNCIE, INDIANA

AOI		*AOI 12.5*	*AOI 12.5*	*AOI 12.5*	*AOI 12.5*	*AOI 12.5*	*AOI 12.5*	*AOI 12.5*	*AOI 12.5*	*AOI 12.5*	*AOI 12.5*	*AOI 12.5*	*AOI 12.5*
Sample Location		*SB-13*	*SB-48*	*SB-49*	*SB-45*	*SB-49*	*SB-49*	*SB-50*	*SB-47*	*SB-50*	*SB-13*	*SB-45*	*SB-47*
Sample Identification		*SB-13*	*SB-48*	*SB-49*	*SB-45*	*SB-49*	*SB-49 (Dup)*	*SB-50*	*SB-47*	*SB-50*	*SB-13*	*SB-45*	*SB-47*
Sample Date		*1/1/1988*	*1/1/1989*	*1/1/1989*	*1/1/1989*	*1/1/1989*	*1/1/1989*	*1/1/1989*	*1/1/1989*	*1/1/1989*	*1/1/1989*	*1/1/1989*	*1/1/1989*
Sample Depth		*(10-15) ft BGS*	*(0-2) ft BGS*	*(0-2) ft BGS*	*(2-4) ft BGS*	*(2-4) ft BGS*	*(2-4) ft BGS*	*(2-4) ft BGS*	*(4-6) ft BGS*	*(4-6) ft BGS*	*(5.5-7.5) ft BGS*	*(6-8) ft BGS*	*(6-8) ft BGS*
Sample Type	*Units*						*Duplicate*						
Volatile Organic Compounds (VOCs)													
Acetone	mg/kg	-	-	-	-	-	-	-	-	-	0.03	-	-
Benzene	mg/kg	-	-	-	-	-	-	-	-	-	0.005 U	-	-
Benzyl alcohol	mg/kg	-	-	-	-	-	-	-	-	-	-	-	-
Bromodichloromethane	mg/kg	-	-	-	-	-	-	-	-	-	0.005 U	-	-
Bromoform	mg/kg	-	-	-	-	-	-	-	-	-	0.005 U	-	-
Bromomethane (Methyl bromide)	mg/kg	-	-	-	-	-	-	-	-	-	0.01 U	-	-
2-Butanone (Methyl ethyl ketone) (MEK)	mg/kg	-	-	-	-	-	-	-	-	-	0.01 U	-	-
Carbon disulfide	mg/kg	-	-	-	-	-	-	-	-	-	0.005 U	-	-
Carbon tetrachloride	mg/kg	-	-	-	-	-	-	-	-	-	0.005 U	-	-
4-Chloroaniline	mg/kg	-	-	-	-	-	-	-	-	-	-	-	-
Chlorobenzene	mg/kg	-	-	-	-	-	-	-	-	-	0.005 U	-	-
Chloroethane	mg/kg	-	-	-	-	-	-	-	-	-	0.01 U	-	-
2-Chloroethyl vinyl ether	mg/kg	-	-	-	-	-	-	-	-	-	0.01 U	-	-
Chloroform (Trichloromethane)	mg/kg	-	-	-	-	-	-	-	-	-	0.005 U	-	-
Chloromethane (Methyl chloride)	mg/kg	-	-	-	-	-	-	-	-	-	0.01 U	-	-
Cyclohexane	mg/kg	-	-	-	-	-	-	-	-	-	-	-	-
Dibenzofuran	mg/kg	-	-	-	-	-	-	-	-	-	-	-	-
1,2-Dibromo-3-chloropropane (DBCP)	mg/kg	-	-	-	-	-	-	-	-	-	-	-	-
Dibromochloromethane	mg/kg	-	-	-	-	-	-	-	-	-	0.005 U	-	-
1,2-Dibromoethane (Ethylene dibromide)	mg/kg	-	-	-	-	-	-	-	-	-	-	-	-
1,2-Dichlorobenzene	mg/kg	-	-	-	-	-	-	-	-	-	-	-	-
1,3-Dichlorobenzene	mg/kg	-	-	-	-	-	-	-	-	-	-	-	-
1,4-Dichlorobenzene	mg/kg	-	-	-	-	-	-	-	-	-	-	-	-
Dichlorodifluoromethane (CFC-12)	mg/kg	-	-	-	-	-	-	-	-	-	-	-	-
Dichloroethane	mg/kg	-	-	-	-	-	-	-	-	-	-	-	-
1,1-Dichloroethane	mg/kg	-	-	-	-	-	-	-	-	-	0.005 U	-	-
1,2-Dichloroethane	mg/kg	-	-	-	-	-	-	-	-	-	0.005 U	-	-
Dichloroethene	mg/kg	-	-	-	-	-	-	-	-	-	-	-	-
1,2-Dichloroethene (total)	mg/kg	-	-	-	-	-	-	-	-	-	-	-	-
1,1-Dichloroethene	mg/kg	-	-	-	-	-	-	-	-	-	0.005 U	-	-
cis-1,2-Dichloroethene	mg/kg	-	-	-	-	-	-	-	-	-	-	-	-
trans-1,2-Dichloroethene	mg/kg	-	-	-	-	-	-	-	-	-	0.005 U	-	-
1,2-Dichloropropane	mg/kg	-	-	-	-	-	-	-	-	-	0.005 U	-	-
cis-1,3-Dichloropropene	mg/kg	-	-	-	-	-	-	-	-	-	0.005 U	-	-
trans-1,3-Dichloropropene	mg/kg	-	-	-	-	-	-	-	-	-	0.005 U	-	-
Ethylbenzene	mg/kg	-	-	-	-	-	-	-	-	-	0.005 U	-	-
2-Hexanone	mg/kg	-	-	-	-	-	-	-	-	-	0.01 U	-	-
Isopropyl benzene	mg/kg	-	-	-	-	-	-	-	-	-	-	-	-
Methyl acetate	mg/kg	-	-	-	-	-	-	-	-	-	-	-	-
Methyl cyclohexane	mg/kg	-	-	-	-	-	-	-	-	-	-	-	-
Methyl tert butyl ether (MTBE)	mg/kg	-	-	-	-	-	-	-	-	-	-	-	-
4-Methyl-2-pentanone (MIBK)	mg/kg	-	-	-	-	-	-	-	-	-	0.01 U	-	-
Methylene chloride	mg/kg	-	-	-	-	-	-	-	-	-	0.005 U	-	-
Styrene	mg/kg	-	-	-	-	-	-	-	-	-	0.005 U	-	-
1,1,2,2-Tetrachloroethane	mg/kg	-	-	-	-	-	-	-	-	-	0.005 U	-	-
Tetrachloroethene	mg/kg	-	-	-	-	-	-	-	-	-	0.005 U	-	-

APPENDIX G.1

SOIL QUALITY DATA
RFI REPORT
FORMER MANUAL TRANSMISSIONS OF MUNCIE FACILITY
MUNCIE, INDIANA

AOI		*AOI 12.5*	*AOI 12.5*	*AOI 12.5*	*AOI 12.5*	*AOI 12.5*	*AOI 12.5*	*AOI 12.5*	*AOI 12.5*	*AOI 12.5*	*AOI 12.5*	*AOI 12.5*	*AOI 12.5*
Sample Location		*SB-13*	*SB-48*	*SB-49*	*SB-45*	*SB-49*	*SB-49*	*SB-50*	*SB-47*	*SB-50*	*SB-13*	*SB-45*	*SB-47*
Sample Identification		*SB-13*	*SB-48*	*SB-49*	*SB-45*	*SB-49*	*SB-49 (Dup)*	*SB-50*	*SB-47*	*SB-50*	*SB-13*	*SB-45*	*SB-47*
Sample Date		*1/1/1988*	*1/1/1989*	*1/1/1989*	*1/1/1989*	*1/1/1989*	*1/1/1989*	*1/1/1989*	*1/1/1989*	*1/1/1989*	*1/1/1989*	*1/1/1989*	*1/1/1989*
Sample Depth		*(10-15) ft BGS*	*(0-2) ft BGS*	*(0-2) ft BGS*	*(2-4) ft BGS*	*(2-4) ft BGS*	*(2-4) ft BGS*	*(2-4) ft BGS*	*(4-6) ft BGS*	*(4-6) ft BGS*	*(5.5-7.5) ft BGS*	*(6-8) ft BGS*	*(6-8) ft BGS*
Sample Type	*Units*						*Duplicate*						
VOCs (Continued)													
Toluene	mg/kg	-	-	-	-	-	-	-	-	-	0.007	-	-
1,2,4-Trichlorobenzene	mg/kg	-	-	-	-	-	-	-	-	-	-	-	-
Trichloroethane	mg/kg	-	-	-	-	-	-	-	-	-	-	-	-
1,1,1-Trichloroethane	mg/kg	-	-	-	-	-	-	-	-	-	0.005 U	-	-
1,1,2-Trichloroethane	mg/kg	-	-	-	-	-	-	-	-	-	0.005 U	-	-
Trichloroethene	mg/kg	-	-	-	-	-	-	-	-	-	0.005 U	-	-
Trichlorofluoromethane (CFC-11)	mg/kg	-	-	-	-	-	-	-	-	-	-	-	-
Trifluorotrichloroethane (Freon 113)	mg/kg	-	-	-	-	-	-	-	-	-	-	-	-
Vinyl acetate	mg/kg	-	-	-	-	-	-	-	-	-	0.01 U	-	-
Vinyl chloride	mg/kg	-	-	-	-	-	-	-	-	-	0.01 U	-	-
Xylenes (total)	mg/kg	-	-	-	-	-	-	-	-	-	0.005 U	-	-
Semi-Volatile Organic Compounds (SVOCs)													
Acenaphthene	mg/kg	0.4 U	-	-	-	-	-	-	-	-	-	-	-
Acenaphthylene	mg/kg	0.4 U	-	-	-	-	-	-	-	-	-	-	-
Acetophenone	mg/kg	-	-	-	-	-	-	-	-	-	-	-	-
Anthracene	mg/kg	0.4 U	-	-	-	-	-	-	-	-	-	-	-
Atrazine	mg/kg	-	-	-	-	-	-	-	-	-	-	-	-
Benzaldehyde	mg/kg	-	-	-	-	-	-	-	-	-	-	-	-
Benzo(a)anthracene	mg/kg	0.4 U	-	-	-	-	-	-	-	-	-	-	-
Benzo(a)pyrene	mg/kg	0.4 U	-	-	-	-	-	-	-	-	-	-	-
Benzo(b)fluoranthene	mg/kg	0.4 U	-	-	-	-	-	-	-	-	-	-	-
Benzo(g,h,i)perylene	mg/kg	0.4 U	-	-	-	-	-	-	-	-	-	-	-
Benzo(k)fluoranthene	mg/kg	0.4 U	-	-	-	-	-	-	-	-	-	-	-
Benzoic acid	mg/kg	2 U	-	-	-	-	-	-	-	-	-	-	-
Biphenyl (1,1-Biphenyl)	mg/kg	-	-	-	-	-	-	-	-	-	-	-	-
4-Bromophenyl phenyl ether	mg/kg	0.4 U	-	-	-	-	-	-	-	-	-	-	-
Butyl benzylphthalate (BBP)	mg/kg	0.4 U	-	-	-	-	-	-	-	-	-	-	-
Caprolactam	mg/kg	-	-	-	-	-	-	-	-	-	-	-	-
Carbazole	mg/kg	-	-	-	-	-	-	-	-	-	-	-	-
4-Chloro-3-methylphenol	mg/kg	0.4 U	-	-	-	-	-	-	-	-	-	-	-
4-Chloroaniline	mg/kg	-	-	-	-	-	-	-	-	-	-	-	-
bis(2-Chloroethoxy)methane	mg/kg	0.4 U	-	-	-	-	-	-	-	-	-	-	-
bis(2-Chloroethyl)ether	mg/kg	0.4 U	-	-	-	-	-	-	-	-	-	-	-
2-Chloronaphthalene	mg/kg	0.4 U	-	-	-	-	-	-	-	-	-	-	-
2-Chlorophenol	mg/kg	0.4 U	-	-	-	-	-	-	-	-	-	-	-
4-Chlorophenyl phenyl ether	mg/kg	0.4 U	-	-	-	-	-	-	-	-	-	-	-
Chrysene	mg/kg	0.4 U	-	-	-	-	-	-	-	-	-	-	-
Dibenz(a,h)anthracene	mg/kg	0.4 U	-	-	-	-	-	-	-	-	-	-	-
Dibenzofuran	mg/kg	-	-	-	-	-	-	-	-	-	-	-	-
1,2-Dichlorobenzene	mg/kg	-	-	-	-	-	-	-	-	-	-	-	-
1,3-Dichlorobenzene	mg/kg	-	-	-	-	-	-	-	-	-	-	-	-
1,4-Dichlorobenzene	mg/kg	-	-	-	-	-	-	-	-	-	-	-	-
3,3'-Dichlorobenzidine	mg/kg	0.7 U	-	-	-	-	-	-	-	-	-	-	-
2,4-Dichlorophenol	mg/kg	0.4 U	-	-	-	-	-	-	-	-	-	-	-
Diethyl phthalate	mg/kg	0.4 U	-	-	-	-	-	-	-	-	-	-	-

APPENDIX G.1

SOIL QUALITY DATA
RFI REPORT
FORMER MANUAL TRANSMISSIONS OF MUNCIE FACILITY
MUNCIE, INDIANA

AOI		*AOI 12.5*	*AOI 12.5*	*AOI 12.5*	*AOI 12.5*	*AOI 12.5*	*AOI 12.5*	*AOI 12.5*	*AOI 12.5*	*AOI 12.5*	*AOI 12.5*	*AOI 12.5*	*AOI 12.5*
Sample Location		*SB-13*	*SB-48*	*SB-49*	*SB-45*	*SB-49*	*SB-49*	*SB-50*	*SB-47*	*SB-50*	*SB-13*	*SB-45*	*SB-47*
Sample Identification		*SB-13*	*SB-48*	*SB-49*	*SB-45*	*SB-49*	*SB-49 (Dup)*	*SB-50*	*SB-47*	*SB-50*	*SB-13*	*SB-45*	*SB-47*
Sample Date		*1/1/1988*	*1/1/1989*	*1/1/1989*	*1/1/1989*	*1/1/1989*	*1/1/1989*	*1/1/1989*	*1/1/1989*	*1/1/1989*	*1/1/1989*	*1/1/1989*	*1/1/1989*
Sample Depth		*(10-15) ft BGS*	*(0-2) ft BGS*	*(0-2) ft BGS*	*(2-4) ft BGS*	*(2-4) ft BGS*	*(2-4) ft BGS*	*(2-4) ft BGS*	*(4-6) ft BGS*	*(4-6) ft BGS*	*(5.5-7.5) ft BGS*	*(6-8) ft BGS*	*(6-8) ft BGS*
Sample Type	*Units*						*Duplicate*						
SVOCs (Continued)													
Dimethyl phthalate	mg/kg	0.4 U	-	-	-	-	-	-	-	-	-	-	-
2,4-Dimethylphenol	mg/kg	0.4 U	-	-	-	-	-	-	-	-	-	-	-
Di-n-butylphthalate (DBP)	mg/kg	0.4 U	-	-	-	-	-	-	-	-	-	-	-
4,6-Dinitro-2-methylphenol	mg/kg	2 U	-	-	-	-	-	-	-	-	-	-	-
2,4-Dinitrophenol	mg/kg	2 U	-	-	-	-	-	-	-	-	-	-	-
2,4-Dinitrotoluene	mg/kg	0.4 U	-	-	-	-	-	-	-	-	-	-	-
2,6-Dinitrotoluene	mg/kg	0.4 U	-	-	-	-	-	-	-	-	-	-	-
Di-n-octyl phthalate (DnOP)	mg/kg	0.4 U	-	-	-	-	-	-	-	-	-	-	-
bis(2-Ethylhexyl)phthalate (DEHP)	mg/kg	0.4 U	-	-	-	-	-	-	-	-	-	-	-
Fluoranthene	mg/kg	0.4 U	-	-	-	-	-	-	-	-	-	-	-
Fluorene	mg/kg	0.4 U	-	-	-	-	-	-	-	-	-	-	-
Hexachlorobenzene	mg/kg	0.4 U	-	-	-	-	-	-	-	-	-	-	-
Hexachlorobutadiene	mg/kg	0.4 U	-	-	-	-	-	-	-	-	-	-	-
Hexachlorocyclopentadiene	mg/kg	0.4 U	-	-	-	-	-	-	-	-	-	-	-
Hexachloroethane	mg/kg	0.4 U	-	-	-	-	-	-	-	-	-	-	-
Indeno(1,2,3-cd)pyrene	mg/kg	0.4 U	-	-	-	-	-	-	-	-	-	-	-
Isophorone	mg/kg	0.4 U	-	-	-	-	-	-	-	-	-	-	-
2-Methylnaphthalene	mg/kg	0.4 U	-	-	-	-	-	-	-	-	-	-	-
2-Methylphenol	mg/kg	0.4 U	-	-	-	-	-	-	-	-	-	-	-
3&4-Methylphenol	mg/kg	-	-	-	-	-	-	-	-	-	-	-	-
4-Methylphenol	mg/kg	0.4 U	-	-	-	-	-	-	-	-	-	-	-
Naphthalene	mg/kg	0.4 U	-	-	-	-	-	-	-	-	-	-	-
2-Nitroaniline	mg/kg	0.4 U	-	-	-	-	-	-	-	-	-	-	-
3-Nitroaniline	mg/kg	0.4 U	-	-	-	-	-	-	-	-	-	-	-
4-Nitroaniline	mg/kg	0.4 U	-	-	-	-	-	-	-	-	-	-	-
Nitrobenzene	mg/kg	0.4 U	-	-	-	-	-	-	-	-	-	-	-
2-Nitrophenol	mg/kg	0.4 U	-	-	-	-	-	-	-	-	-	-	-
4-Nitrophenol	mg/kg	2 U	-	-	-	-	-	-	-	-	-	-	-
N-Nitrosodi-n-propylamine	mg/kg	0.4 U	-	-	-	-	-	-	-	-	-	-	-
N-Nitrosodiphenylamine	mg/kg	0.4 U	-	-	-	-	-	-	-	-	-	-	-
N-Nitrosodimethylamine	mg/kg	0.4 U	-	-	-	-	-	-	-	-	-	-	-
2,2'-Oxybis(1-chloropropane)	mg/kg	0.4 U	-	-	-	-	-	-	-	-	-	-	-
Pentachlorophenol	mg/kg	2 U	-	-	-	-	-	-	-	-	-	-	-
Phenanthrene	mg/kg	0.4 U	-	-	-	-	-	-	-	-	-	-	-
Phenol	mg/kg	0.4 U	-	-	-	-	-	-	-	-	-	-	-
Pyrene	mg/kg	0.4 U	-	-	-	-	-	-	-	-	-	-	-
1,2,4-Trichlorobenzene	mg/kg	-	-	-	-	-	-	-	-	-	-	-	-
2,4,5-Trichlorophenol	mg/kg	2 U	-	-	-	-	-	-	-	-	-	-	-
2,4,6-Trichlorophenol	mg/kg	0.4 U	-	-	-	-	-	-	-	-	-	-	-

APPENDIX G.1

SOIL QUALITY DATA
RFI REPORT
FORMER MANUAL TRANSMISSIONS OF MUNCIE FACILITY
MUNCIE, INDIANA

AOI		*AOI 12.5*	*AOI 12.5*	*AOI 12.5*	*AOI 12.5*	*AOI 12.5*	*AOI 12.5*	*AOI 12.5*	*AOI 12.5*	*AOI 12.5*	*AOI 12.5*	*AOI 12.5*	*AOI 12.5*
Sample Location		*SB-13*	*SB-48*	*SB-49*	*SB-45*	*SB-49*	*SB-49*	*SB-50*	*SB-47*	*SB-50*	*SB-13*	*SB-45*	*SB-47*
Sample Identification		*SB-13*	*SB-48*	*SB-49*	*SB-45*	*SB-49*	*SB-49 (Dup)*	*SB-50*	*SB-47*	*SB-50*	*SB-13*	*SB-45*	*SB-47*
Sample Date		*1/1/1988*	*1/1/1989*	*1/1/1989*	*1/1/1989*	*1/1/1989*	*1/1/1989*	*1/1/1989*	*1/1/1989*	*1/1/1989*	*1/1/1989*	*1/1/1989*	*1/1/1989*
Sample Depth		*(10-15) ft BGS*	*(0-2) ft BGS*	*(0-2) ft BGS*	*(2-4) ft BGS*	*(2-4) ft BGS*	*(2-4) ft BGS*	*(2-4) ft BGS*	*(4-6) ft BGS*	*(4-6) ft BGS*	*(5.5-7.5) ft BGS*	*(6-8) ft BGS*	*(6-8) ft BGS*
Sample Type	*Units*						*Duplicate*						
Polychlorinated Biphenyls (PCBs)													
Aroclor-1016 (PCB-1016)	mg/kg	-	-	-	-	-	-	-	-	-	-	-	-
Aroclor-1221 (PCB-1221)	mg/kg	-	-	-	-	-	-	-	-	-	-	-	-
Aroclor-1232 (PCB-1232)	mg/kg	-	-	-	-	-	-	-	-	-	-	-	-
Aroclor-1242 (PCB-1242)	mg/kg	-	-	-	-	-	-	-	-	-	-	-	-
Aroclor-1248 (PCB-1248)	mg/kg	7 U	-	-	-	-	-	-	-	-	-	-	-
Aroclor-1254 (PCB-1254)	mg/kg	-	-	-	-	-	-	-	-	-	-	-	-
Aroclor-1260 (PCB-1260)	mg/kg	-	-	-	-	-	-	-	-	-	-	-	-
Total PCBs	mg/kg	7 U	-	-	-	-	-	-	-	-	-	-	-
Total Petroleum Hydrocarbons (TPH)													
Total Petroleum Hydrocarbons - Diesel	mg/kg	-	-	-	-	-	-	-	-	-	-	-	-
Total Petroleum Hydrocarbons - Gas	mg/kg	-	-	-	-	-	-	-	-	-	-	-	-
Total Petroleum Hydrocarbons - Oil	mg/kg	-	-	-	-	-	-	-	-	-	-	-	-
Total Petroleum Hydrocarbons	mg/kg	-	150	230	20 U	20 U	190	30 U	20 U	20 U	-	20 U	20 U
Total Petroleum Hydrocarbons - Purgeable (GRO)	mg/kg	-	-	-	-	-	-	-	-	-	-	-	-
Total Petroleum Hydrocarbons (C10-C20)	mg/kg	-	-	-	-	-	-	-	-	-	-	-	-
Total Petroleum Hydrocarbons (C20-C34)	mg/kg	-	-	-	-	-	-	-	-	-	-	-	-
Total Petroleum Hydrocarbons (C6-C10) GRO	mg/kg	-	-	-	-	-	-	-	-	-	-	-	-
Metals													
Aluminum	mg/kg	-	-	-	-	-	-	-	-	-	-	-	-
Antimony	mg/kg	-	-	-	-	-	-	-	-	-	-	-	-
Arsenic	mg/kg	4	-	-	-	-	-	-	-	-	-	-	-
Barium	mg/kg	12	-	-	-	-	-	-	-	-	-	-	-
Beryllium	mg/kg	-	-	-	-	-	-	-	-	-	-	-	-
Cadmium	mg/kg	1 U	-	-	-	-	-	-	-	-	-	-	-
Calcium	mg/kg	-	-	-	-	-	-	-	-	-	-	-	-
Chromium	mg/kg	1 U	-	-	-	-	-	-	-	-	-	-	-
Chromium VI (hexavalent)	mg/kg	-	-	-	-	-	-	-	-	-	-	-	-
Cobalt	mg/kg	-	-	-	-	-	-	-	-	-	-	-	-
Copper	mg/kg	8	-	-	-	-	-	-	-	-	-	-	-
Iron	mg/kg	-	-	-	-	-	-	-	-	-	-	-	-
Lead	mg/kg	1 U	-	-	-	-	-	-	-	-	-	-	-
Magnesium	mg/kg	-	-	-	-	-	-	-	-	-	-	-	-
Manganese	mg/kg	-	-	-	-	-	-	-	-	-	-	-	-
Mercury	mg/kg	0.05 U	-	-	-	-	-	-	-	-	-	-	-
Nickel	mg/kg	1 U	-	-	-	-	-	-	-	-	-	-	-
Potassium	mg/kg	-	-	-	-	-	-	-	-	-	-	-	-
Selenium	mg/kg	3 U	-	-	-	-	-	-	-	-	-	-	-
Silver	mg/kg	1 U	-	-	-	-	-	-	-	-	-	-	-
Sodium	mg/kg	-	-	-	-	-	-	-	-	-	-	-	-
Thallium	mg/kg	-	-	-	-	-	-	-	-	-	-	-	-
Vanadium	mg/kg	-	-	-	-	-	-	-	-	-	-	-	-
Zinc	mg/kg	19	-	-	-	-	-	-	-	-	-	-	-

APPENDIX G.1

SOIL QUALITY DATA
RFI REPORT
FORMER MANUAL TRANSMISSIONS OF MUNCIE FACILITY
MUNCIE, INDIANA

AOI		***AOI 12.5***	***AOI 12.5***	***AOI 12.5***	***AOI 12.5***	***AOI 12.5***	***AOI 12.5***	***AOI 12.5***	***AOI 12.5***	***AOI 12.5***	***AOI 12.5***	***AOI 12.5***	***AOI 12.5***
Sample Location		***SB-13***	***SB-48***	***SB-49***	***SB-45***	***SB-49***	***SB-49***	***SB-50***	***SB-47***	***SB-50***	***SB-13***	***SB-45***	***SB-47***
Sample Identification		***SB-13***	***SB-48***	***SB-49***	***SB-45***	***SB-49***	***SB-49 (Dup)***	***SB-50***	***SB-47***	***SB-50***	***SB-13***	***SB-45***	***SB-47***
Sample Date		***1/1/1988***	***1/1/1989***	***1/1/1989***	***1/1/1989***	***1/1/1989***	***1/1/1989***	***1/1/1989***	***1/1/1989***	***1/1/1989***	***1/1/1989***	***1/1/1989***	***1/1/1989***
Sample Depth		***(10-15) ft BGS***	***(0-2) ft BGS***	***(0-2) ft BGS***	***(2-4) ft BGS***	***(2-4) ft BGS***	***(2-4) ft BGS***	***(2-4) ft BGS***	***(4-6) ft BGS***	***(4-6) ft BGS***	***(5.5-7.5) ft BGS***	***(6-8) ft BGS***	***(6-8) ft BGS***
Sample Type	***Units***						***Duplicate***						
General Chemistry													
Carbonate (as CaCO3)	mg/kg	-	-	-	-	-	-	-	-	-	-	-	-
Chloride	mg/kg	-	-	-	-	-	-	-	-	-	-	-	-
Chloride	s.u.	-	-	-	-	-	-	-	-	-	-	-	-
Cyanide (total)	mg/kg	-	-	-	-	-	-	-	-	-	-	-	-
N-Hexane extractable material	mg/kg	-	-	-	-	-	-	-	-	-	-	-	-
Percent moisture	%	-	-	-	-	-	-	-	-	-	-	-	-
pH	s.u.	8.6	-	-	-	-	-	-	-	-	-	-	-
Saturated aliphatic hydrocarbons	mg/kg	-	-	-	-	-	-	-	-	-	-	-	-
Sulfate	mg/kg	80	-	-	-	-	-	-	-	-	-	-	-
Total solids	%	-	-	-	-	-	-	-	-	-	-	-	-

Notes
mg/kg - Milligrams per kilogram
"-" - No value
U - Not detected at the associated reporting limit
J - Estimated concentration
UJ - Not detected; associated reporting limit is estimated
R - Rejected
s.u. - Standard units
nc - No criteria
ND - Non Detect (calculation)
BOLD[abc] Concentration exceeds associated screening level
IDEM Appendix A: Screening Levels Remedation Closure Guide - March 25, 2014
a - Exceeds IDEM residential migration to ground water screening levels
b - Exceeds IDEM commercial/industrial direct contact screening levels
c - Exceeds IDEM excavation direct contact screening levels

APPENDIX G.1

SOIL QUALITY DATA
RFI REPORT
FORMER MANUAL TRANSMISSIONS OF MUNCIE FACILITY
MUNCIE, INDIANA

AOI		*AOI 12.5*	*AOI 12.5*	*AOI 12.5*	*AOI 12.5*	*AOI 12.5*	*AOI 12.5*	*AOI 12.5*	*AOI 12.5*	*AOI 12.5*	*AOI 12.5*	*AOI 12.5*
Sample Location		*SB-48*	*HA-6*	*HA-14*	*HA-12*	*HA-6*	*HA-7*	*HA-8*	*HA-4*	*HA-10*	*HA-7*	*HA-15*
Sample Identification		*SB-48*	*307588*	*307571*	*307581*	*307589*	*307584*	*307586*	*307587*	*307575*	*307583*	*307573*
Sample Date		*1/1/1989*	*6/7/1995*	*6/7/1995*	*6/7/1995*	*6/7/1995*	*6/7/1995*	*6/7/1995*	*6/7/1995*	*6/7/1995*	*6/7/1995*	*6/7/1995*
Sample Depth		*(8-10) ft BGS*	*(1.8-2.8) ft BGS*	*(2-3) ft BGS*	*(2.3-3.3) ft BGS*	*(2.5-5) ft BGS*	*(2.5-3.5) ft BGS*	*(2.5-3.5) ft BGS*	*(3-6) ft BGS*	*(3-4) ft BGS*	*(3.5-5) ft BGS*	*(3.5-4.5) ft BGS*
Sample Type	*Units*											
Volatile Organic Compounds (VOCs)												
Acetone	mg/kg	-	-	-	-	-	-	-	-	-	-	-
Benzene	mg/kg	-	-	-	-	-	-	-	-	-	-	-
Benzyl alcohol	mg/kg	-	-	-	-	-	-	-	-	-	-	-
Bromodichloromethane	mg/kg	-	-	-	-	-	-	-	-	-	-	-
Bromoform	mg/kg	-	-	-	-	-	-	-	-	-	-	-
Bromomethane (Methyl bromide)	mg/kg	-	-	-	-	-	-	-	-	-	-	-
2-Butanone (Methyl ethyl ketone) (MEK)	mg/kg	-	-	-	-	-	-	-	-	-	-	-
Carbon disulfide	mg/kg	-	-	-	-	-	-	-	-	-	-	-
Carbon tetrachloride	mg/kg	-	-	-	-	-	-	-	-	-	-	-
4-Chloroaniline	mg/kg	-	-	-	-	-	-	-	-	-	-	-
Chlorobenzene	mg/kg	-	-	-	-	-	-	-	-	-	-	-
Chloroethane	mg/kg	-	-	-	-	-	-	-	-	-	-	-
2-Chloroethyl vinyl ether	mg/kg	-	-	-	-	-	-	-	-	-	-	-
Chloroform (Trichloromethane)	mg/kg	-	-	-	-	-	-	-	-	-	-	-
Chloromethane (Methyl chloride)	mg/kg	-	-	-	-	-	-	-	-	-	-	-
Cyclohexane	mg/kg	-	-	-	-	-	-	-	-	-	-	-
Dibenzofuran	mg/kg	-	-	-	-	-	-	-	-	-	-	-
1,2-Dibromo-3-chloropropane (DBCP)	mg/kg	-	-	-	-	-	-	-	-	-	-	-
Dibromochloromethane	mg/kg	-	-	-	-	-	-	-	-	-	-	-
1,2-Dibromoethane (Ethylene dibromide)	mg/kg	-	-	-	-	-	-	-	-	-	-	-
1,2-Dichlorobenzene	mg/kg	-	-	-	-	-	-	-	-	-	-	-
1,3-Dichlorobenzene	mg/kg	-	-	-	-	-	-	-	-	-	-	-
1,4-Dichlorobenzene	mg/kg	-	-	-	-	-	-	-	-	-	-	-
Dichlorodifluoromethane (CFC-12)	mg/kg	-	-	-	-	-	-	-	-	-	-	-
Dichloroethane	mg/kg	-	-	-	-	-	-	-	-	-	-	-
1,1-Dichloroethane	mg/kg	-	-	-	-	-	-	-	-	-	-	-
1,2-Dichloroethane	mg/kg	-	-	-	-	-	-	-	-	-	-	-
Dichloroethene	mg/kg	-	-	-	-	-	-	-	-	-	-	-
1,2-Dichloroethene (total)	mg/kg	-	-	-	-	-	-	-	-	-	-	-
1,1-Dichloroethene	mg/kg	-	-	-	-	-	-	-	-	-	-	-
cis-1,2-Dichloroethene	mg/kg	-	-	-	-	-	-	-	-	-	-	-
trans-1,2-Dichloroethene	mg/kg	-	-	-	-	-	-	-	-	-	-	-
1,2-Dichloropropane	mg/kg	-	-	-	-	-	-	-	-	-	-	-
cis-1,3-Dichloropropene	mg/kg	-	-	-	-	-	-	-	-	-	-	-
trans-1,3-Dichloropropene	mg/kg	-	-	-	-	-	-	-	-	-	-	-
Ethylbenzene	mg/kg	-	-	-	-	-	-	-	-	-	-	-
2-Hexanone	mg/kg	-	-	-	-	-	-	-	-	-	-	-
Isopropyl benzene	mg/kg	-	-	-	-	-	-	-	-	-	-	-
Methyl acetate	mg/kg	-	-	-	-	-	-	-	-	-	-	-
Methyl cyclohexane	mg/kg	-	-	-	-	-	-	-	-	-	-	-
Methyl tert butyl ether (MTBE)	mg/kg	-	-	-	-	-	-	-	-	-	-	-
4-Methyl-2-pentanone (MIBK)	mg/kg	-	-	-	-	-	-	-	-	-	-	-
Methylene chloride	mg/kg	-	-	-	-	-	-	-	-	-	-	-
Styrene	mg/kg	-	-	-	-	-	-	-	-	-	-	-
1,1,2,2-Tetrachloroethane	mg/kg	-	-	-	-	-	-	-	-	-	-	-
Tetrachloroethene	mg/kg	-	-	-	-	-	-	-	-	-	-	-

APPENDIX G.1

SOIL QUALITY DATA
RFI REPORT
FORMER MANUAL TRANSMISSIONS OF MUNCIE FACILITY
MUNCIE, INDIANA

AOI		*AOI 12.5*	*AOI 12.5*	*AOI 12.5*	*AOI 12.5*	*AOI 12.5*	*AOI 12.5*	*AOI 12.5*	*AOI 12.5*	*AOI 12.5*	*AOI 12.5*	*AOI 12.5*
Sample Location		*SB-48*	*HA-6*	*HA-14*	*HA-12*	*HA-6*	*HA-7*	*HA-8*	*HA-4*	*HA-10*	*HA-7*	*HA-15*
Sample Identification		*SB-48*	*307588*	*307571*	*307581*	*307589*	*307584*	*307586*	*307587*	*307575*	*307583*	*307573*
Sample Date		*1/1/1989*	*6/7/1995*	*6/7/1995*	*6/7/1995*	*6/7/1995*	*6/7/1995*	*6/7/1995*	*6/7/1995*	*6/7/1995*	*6/7/1995*	*6/7/1995*
Sample Depth		*(8-10) ft BGS*	*(1.8-2.8) ft BGS*	*(2-3) ft BGS*	*(2.3-3.3) ft BGS*	*(2.5-5) ft BGS*	*(2.5-3.5) ft BGS*	*(2.5-3.5) ft BGS*	*(3-6) ft BGS*	*(3-4) ft BGS*	*(3.5-5) ft BGS*	*(3.5-4.5) ft BGS*
Sample Type	*Units*											
VOCs (Continued)												
Toluene	mg/kg	-	-	-	-	-	-	-	-	-	-	-
1,2,4-Trichlorobenzene	mg/kg	-	-	-	-	-	-	-	-	-	-	-
Trichloroethane	mg/kg	-	-	-	-	-	-	-	-	-	-	-
1,1,1-Trichloroethane	mg/kg	-	-	-	-	-	-	-	-	-	-	-
1,1,2-Trichloroethane	mg/kg	-	-	-	-	-	-	-	-	-	-	-
Trichloroethene	mg/kg	-	-	-	-	-	-	-	-	-	-	-
Trichlorofluoromethane (CFC-11)	mg/kg	-	-	-	-	-	-	-	-	-	-	-
Trifluorotrichloroethane (Freon 113)	mg/kg	-	-	-	-	-	-	-	-	-	-	-
Vinyl acetate	mg/kg	-	-	-	-	-	-	-	-	-	-	-
Vinyl chloride	mg/kg	-	-	-	-	-	-	-	-	-	-	-
Xylenes (total)	mg/kg	-	-	-	-	-	-	-	-	-	-	-
Semi-Volatile Organic Compounds (SVOCs)												
Acenaphthene	mg/kg	-	-	-	-	-	-	-	-	-	-	-
Acenaphthylene	mg/kg	-	-	-	-	-	-	-	-	-	-	-
Acetophenone	mg/kg	-	-	-	-	-	-	-	-	-	-	-
Anthracene	mg/kg	-	-	-	-	-	-	-	-	-	-	-
Atrazine	mg/kg	-	-	-	-	-	-	-	-	-	-	-
Benzaldehyde	mg/kg	-	-	-	-	-	-	-	-	-	-	-
Benzo(a)anthracene	mg/kg	-	-	-	-	-	-	-	-	-	-	-
Benzo(a)pyrene	mg/kg	-	-	-	-	-	-	-	-	-	-	-
Benzo(b)fluoranthene	mg/kg	-	-	-	-	-	-	-	-	-	-	-
Benzo(g,h,i)perylene	mg/kg	-	-	-	-	-	-	-	-	-	-	-
Benzo(k)fluoranthene	mg/kg	-	-	-	-	-	-	-	-	-	-	-
Benzoic acid	mg/kg	-	-	-	-	-	-	-	-	-	-	-
Biphenyl (1,1-Biphenyl)	mg/kg	-	-	-	-	-	-	-	-	-	-	-
4-Bromophenyl phenyl ether	mg/kg	-	-	-	-	-	-	-	-	-	-	-
Butyl benzylphthalate (BBP)	mg/kg	-	-	-	-	-	-	-	-	-	-	-
Caprolactam	mg/kg	-	-	-	-	-	-	-	-	-	-	-
Carbazole	mg/kg	-	-	-	-	-	-	-	-	-	-	-
4-Chloro-3-methylphenol	mg/kg	-	-	-	-	-	-	-	-	-	-	-
4-Chloroaniline	mg/kg	-	-	-	-	-	-	-	-	-	-	-
bis(2-Chloroethoxy)methane	mg/kg	-	-	-	-	-	-	-	-	-	-	-
bis(2-Chloroethyl)ether	mg/kg	-	-	-	-	-	-	-	-	-	-	-
2-Chloronaphthalene	mg/kg	-	-	-	-	-	-	-	-	-	-	-
2-Chlorophenol	mg/kg	-	-	-	-	-	-	-	-	-	-	-
4-Chlorophenyl phenyl ether	mg/kg	-	-	-	-	-	-	-	-	-	-	-
Chrysene	mg/kg	-	-	-	-	-	-	-	-	-	-	-
Dibenz(a,h)anthracene	mg/kg	-	-	-	-	-	-	-	-	-	-	-
Dibenzofuran	mg/kg	-	-	-	-	-	-	-	-	-	-	-
1,2-Dichlorobenzene	mg/kg	-	-	-	-	-	-	-	-	-	-	-
1,3-Dichlorobenzene	mg/kg	-	-	-	-	-	-	-	-	-	-	-
1,4-Dichlorobenzene	mg/kg	-	-	-	-	-	-	-	-	-	-	-
3,3'-Dichlorobenzidine	mg/kg	-	-	-	-	-	-	-	-	-	-	-
2,4-Dichlorophenol	mg/kg	-	-	-	-	-	-	-	-	-	-	-
Diethyl phthalate	mg/kg	-	-	-	-	-	-	-	-	-	-	-

APPENDIX G.1

SOIL QUALITY DATA
RFI REPORT
FORMER MANUAL TRANSMISSIONS OF MUNCIE FACILITY
MUNCIE, INDIANA

AOI		*AOI 12.5*	*AOI 12.5*	*AOI 12.5*	*AOI 12.5*	*AOI 12.5*	*AOI 12.5*	*AOI 12.5*	*AOI 12.5*	*AOI 12.5*	*AOI 12.5*	*AOI 12.5*
Sample Location		*SB-48*	*HA-6*	*HA-14*	*HA-12*	*HA-6*	*HA-7*	*HA-8*	*HA-4*	*HA-10*	*HA-7*	*HA-15*
Sample Identification		*SB-48*	*307588*	*307571*	*307581*	*307589*	*307584*	*307586*	*307587*	*307575*	*307583*	*307573*
Sample Date		*1/1/1989*	*6/7/1995*	*6/7/1995*	*6/7/1995*	*6/7/1995*	*6/7/1995*	*6/7/1995*	*6/7/1995*	*6/7/1995*	*6/7/1995*	*6/7/1995*
Sample Depth		*(8-10) ft BGS*	*(1.8-2.8) ft BGS*	*(2-3) ft BGS*	*(2.3-3.3) ft BGS*	*(2.5-5) ft BGS*	*(2.5-3.5) ft BGS*	*(2.5-3.5) ft BGS*	*(3-6) ft BGS*	*(3-4) ft BGS*	*(3.5-5) ft BGS*	*(3.5-4.5) ft BGS*
Sample Type	*Units*											
SVOCs (Continued)												
Dimethyl phthalate	mg/kg	-	-	-	-	-	-	-	-	-	-	-
2,4-Dimethylphenol	mg/kg	-	-	-	-	-	-	-	-	-	-	-
Di-n-butylphthalate (DBP)	mg/kg	-	-	-	-	-	-	-	-	-	-	-
4,6-Dinitro-2-methylphenol	mg/kg	-	-	-	-	-	-	-	-	-	-	-
2,4-Dinitrophenol	mg/kg	-	-	-	-	-	-	-	-	-	-	-
2,4-Dinitrotoluene	mg/kg	-	-	-	-	-	-	-	-	-	-	-
2,6-Dinitrotoluene	mg/kg	-	-	-	-	-	-	-	-	-	-	-
Di-n-octyl phthalate (DnOP)	mg/kg	-	-	-	-	-	-	-	-	-	-	-
bis(2-Ethylhexyl)phthalate (DEHP)	mg/kg	-	-	-	-	-	-	-	-	-	-	-
Fluoranthene	mg/kg	-	-	-	-	-	-	-	-	-	-	-
Fluorene	mg/kg	-	-	-	-	-	-	-	-	-	-	-
Hexachlorobenzene	mg/kg	-	-	-	-	-	-	-	-	-	-	-
Hexachlorobutadiene	mg/kg	-	-	-	-	-	-	-	-	-	-	-
Hexachlorocyclopentadiene	mg/kg	-	-	-	-	-	-	-	-	-	-	-
Hexachloroethane	mg/kg	-	-	-	-	-	-	-	-	-	-	-
Indeno(1,2,3-cd)pyrene	mg/kg	-	-	-	-	-	-	-	-	-	-	-
Isophorone	mg/kg	-	-	-	-	-	-	-	-	-	-	-
2-Methylnaphthalene	mg/kg	-	-	-	-	-	-	-	-	-	-	-
2-Methylphenol	mg/kg	-	-	-	-	-	-	-	-	-	-	-
3&4-Methylphenol	mg/kg	-	-	-	-	-	-	-	-	-	-	-
4-Methylphenol	mg/kg	-	-	-	-	-	-	-	-	-	-	-
Naphthalene	mg/kg	-	-	-	-	-	-	-	-	-	-	-
2-Nitroaniline	mg/kg	-	-	-	-	-	-	-	-	-	-	-
3-Nitroaniline	mg/kg	-	-	-	-	-	-	-	-	-	-	-
4-Nitroaniline	mg/kg	-	-	-	-	-	-	-	-	-	-	-
Nitrobenzene	mg/kg	-	-	-	-	-	-	-	-	-	-	-
2-Nitrophenol	mg/kg	-	-	-	-	-	-	-	-	-	-	-
4-Nitrophenol	mg/kg	-	-	-	-	-	-	-	-	-	-	-
N-Nitrosodi-n-propylamine	mg/kg	-	-	-	-	-	-	-	-	-	-	-
N-Nitrosodiphenylamine	mg/kg	-	-	-	-	-	-	-	-	-	-	-
N-Nitrosodimethylamine	mg/kg	-	-	-	-	-	-	-	-	-	-	-
2,2'-Oxybis(1-chloropropane)	mg/kg	-	-	-	-	-	-	-	-	-	-	-
Pentachlorophenol	mg/kg	-	-	-	-	-	-	-	-	-	-	-
Phenanthrene	mg/kg	-	-	-	-	-	-	-	-	-	-	-
Phenol	mg/kg	-	-	-	-	-	-	-	-	-	-	-
Pyrene	mg/kg	-	-	-	-	-	-	-	-	-	-	-
1,2,4-Trichlorobenzene	mg/kg	-	-	-	-	-	-	-	-	-	-	-
2,4,5-Trichlorophenol	mg/kg	-	-	-	-	-	-	-	-	-	-	-
2,4,6-Trichlorophenol	mg/kg	-	-	-	-	-	-	-	-	-	-	-

APPENDIX G.1

SOIL QUALITY DATA
RFI REPORT
FORMER MANUAL TRANSMISSIONS OF MUNCIE FACILITY
MUNCIE, INDIANA

AOI		*AOI 12.5*	*AOI 12.5*	*AOI 12.5*	*AOI 12.5*	*AOI 12.5*	*AOI 12.5*	*AOI 12.5*	*AOI 12.5*	*AOI 12.5*	*AOI 12.5*	*AOI 12.5*
Sample Location		*SB-48*	*HA-6*	*HA-14*	*HA-12*	*HA-6*	*HA-7*	*HA-8*	*HA-4*	*HA-10*	*HA-7*	*HA-15*
Sample Identification		*SB-48*	*307588*	*307571*	*307581*	*307589*	*307584*	*307586*	*307587*	*307575*	*307583*	*307573*
Sample Date		*1/1/1989*	*6/7/1995*	*6/7/1995*	*6/7/1995*	*6/7/1995*	*6/7/1995*	*6/7/1995*	*6/7/1995*	*6/7/1995*	*6/7/1995*	*6/7/1995*
Sample Depth		*(8-10) ft BGS*	*(1.8-2.8) ft BGS*	*(2-3) ft BGS*	*(2.3-3.3) ft BGS*	*(2.5-5) ft BGS*	*(2.5-3.5) ft BGS*	*(2.5-3.5) ft BGS*	*(3-6) ft BGS*	*(3-4) ft BGS*	*(3.5-5) ft BGS*	*(3.5-4.5) ft BGS*
Sample Type	*Units*											
Polychlorinated Biphenyls (PCBs)												
Aroclor-1016 (PCB-1016)	mg/kg	-	-	-	-	-	-	-	-	-	-	-
Aroclor-1221 (PCB-1221)	mg/kg	-	-	-	-	-	-	-	-	-	-	-
Aroclor-1232 (PCB-1232)	mg/kg	-	-	-	-	-	-	-	-	-	-	-
Aroclor-1242 (PCB-1242)	mg/kg	-	-	-	-	-	-	-	-	-	-	-
Aroclor-1248 (PCB-1248)	mg/kg	-	-	-	-	-	-	-	-	-	-	-
Aroclor-1254 (PCB-1254)	mg/kg	-	-	-	-	-	-	-	-	-	-	-
Aroclor-1260 (PCB-1260)	mg/kg	-	-	-	-	-	-	-	-	-	-	-
Total PCBs	mg/kg	-	-	-	-	-	-	-	-	-	-	-
Total Petroleum Hydrocarbons (TPH)												
Total Petroleum Hydrocarbons - Diesel	mg/kg	-	10 U	10 U	10 U	10 U	10 U	10 U	10 U	10 U	10 U	10 U
Total Petroleum Hydrocarbons - Gas	mg/kg	-	10 U	10 U	10 U	10 U	10 U	10 U	10 U	10 U	10 U	10 U
Total Petroleum Hydrocarbons - Oil	mg/kg	-	24700	26800	47100	18300	33800	16900	1910	22900	11100	24200
Total Petroleum Hydrocarbons	mg/kg	20 U	-	-	-	-	-	-	-	-	-	-
Total Petroleum Hydrocarbons - Purgeable (GRO)	mg/kg	-	-	-	-	-	-	-	-	-	-	-
Total Petroleum Hydrocarbons (C10-C20)	mg/kg	-	-	-	-	-	-	-	-	-	-	-
Total Petroleum Hydrocarbons (C20-C34)	mg/kg	-	-	-	-	-	-	-	-	-	-	-
Total Petroleum Hydrocarbons (C6-C10) GRO	mg/kg	-	-	-	-	-	-	-	-	-	-	-
Metals												
Aluminum	mg/kg	-	-	-	-	-	-	-	-	-	-	-
Antimony	mg/kg	-	-	-	-	-	-	-	-	-	-	-
Arsenic	mg/kg	-	-	-	-	-	-	-	-	-	-	-
Barium	mg/kg	-	-	-	-	-	-	-	-	-	-	-
Beryllium	mg/kg	-	-	-	-	-	-	-	-	-	-	-
Cadmium	mg/kg	-	-	-	-	-	-	-	-	-	-	-
Calcium	mg/kg	-	-	-	-	-	-	-	-	-	-	-
Chromium	mg/kg	-	-	-	-	-	-	-	-	-	-	-
Chromium VI (hexavalent)	mg/kg	-	-	-	-	-	-	-	-	-	-	-
Cobalt	mg/kg	-	-	-	-	-	-	-	-	-	-	-
Copper	mg/kg	-	-	-	-	-	-	-	-	-	-	-
Iron	mg/kg	-	-	-	-	-	-	-	-	-	-	-
Lead	mg/kg	-	-	-	-	-	-	-	-	-	-	-
Magnesium	mg/kg	-	-	-	-	-	-	-	-	-	-	-
Manganese	mg/kg	-	-	-	-	-	-	-	-	-	-	-
Mercury	mg/kg	-	-	-	-	-	-	-	-	-	-	-
Nickel	mg/kg	-	-	-	-	-	-	-	-	-	-	-
Potassium	mg/kg	-	-	-	-	-	-	-	-	-	-	-
Selenium	mg/kg	-	-	-	-	-	-	-	-	-	-	-
Silver	mg/kg	-	-	-	-	-	-	-	-	-	-	-
Sodium	mg/kg	-	-	-	-	-	-	-	-	-	-	-
Thallium	mg/kg	-	-	-	-	-	-	-	-	-	-	-
Vanadium	mg/kg	-	-	-	-	-	-	-	-	-	-	-
Zinc	mg/kg	-	-	-	-	-	-	-	-	-	-	-

APPENDIX G.1

SOIL QUALITY DATA
RFI REPORT
FORMER MANUAL TRANSMISSIONS OF MUNCIE FACILITY
MUNCIE, INDIANA

AOI		***AOI 12.5***	***AOI 12.5***	***AOI 12.5***	***AOI 12.5***	***AOI 12.5***	***AOI 12.5***	***AOI 12.5***	***AOI 12.5***	***AOI 12.5***	***AOI 12.5***	***AOI 12.5***
Sample Location		***SB-48***	***HA-6***	***HA-14***	***HA-12***	***HA-6***	***HA-7***	***HA-8***	***HA-4***	***HA-10***	***HA-7***	***HA-15***
Sample Identification		***SB-48***	***307588***	***307571***	***307581***	***307589***	***307584***	***307586***	***307587***	***307575***	***307583***	***307573***
Sample Date		***1/1/1989***	***6/7/1995***	***6/7/1995***	***6/7/1995***	***6/7/1995***	***6/7/1995***	***6/7/1995***	***6/7/1995***	***6/7/1995***	***6/7/1995***	***6/7/1995***
Sample Depth		***(8-10) ft BGS***	***(1.8-2.8) ft BGS***	***(2-3) ft BGS***	***(2.3-3.3) ft BGS***	***(2.5-5) ft BGS***	***(2.5-3.5) ft BGS***	***(2.5-3.5) ft BGS***	***(3-6) ft BGS***	***(3-4) ft BGS***	***(3.5-5) ft BGS***	***(3.5-4.5) ft BGS***
Sample Type	***Units***											
General Chemistry												
Carbonate (as CaCO3)	mg/kg	-	-	-	-	-	-	-	-	-	-	-
Chloride	mg/kg	-	-	-	-	-	-	-	-	-	-	-
Chloride	s.u.	-	-	-	-	-	-	-	-	-	-	-
Cyanide (total)	mg/kg	-	-	-	-	-	-	-	-	-	-	-
N-Hexane extractable material	mg/kg	-	-	-	-	-	-	-	-	-	-	-
Percent moisture	%	-	-	-	-	-	-	-	-	-	-	-
pH	s.u.	-	-	-	-	-	-	-	-	-	-	-
Saturated aliphatic hydrocarbons	mg/kg	-	-	-	-	-	-	-	-	-	-	-
Sulfate	mg/kg	-	-	-	-	-	-	-	-	-	-	-
Total solids	%	-	-	-	-	-	-	-	-	-	-	-

Notes
mg/kg - Milligrams per kilogram
"-" - No value
U - Not detected at the associated reporting limit
J - Estimated concentration
UJ - Not detected; associated reporting limit is estimated
R - Rejected
s.u. - Standard units
nc - No criteria
ND - Non Detect (calculation)
BOLD[abc] Concentration exceeds associated screening level
IDEM Appendix A: Screening Levels Remedation Closure Guide - March 25, 2014
a - Exceeds IDEM residential migration to ground water screening levels
b - Exceeds IDEM commercial/industrial direct contact screening levels
c - Exceeds IDEM excavation direct contact screening levels

APPENDIX G.1

SOIL QUALITY DATA
RFI REPORT
FORMER MANUAL TRANSMISSIONS OF MUNCIE FACILITY
MUNCIE, INDIANA

AOI		*AOI 12.5*	*AOI 12.5*	*AOI 12.5*	*AOI 12.5*	*AOI 12.5*	*AOI 12.5*	*AOI 12.5*	*AOI 12.5*	*AOI 12.5*
Sample Location		*HA-11*	*HA-7*	*HA-13*	*HA-14*	*HA-15*	*HA-10*	*HA-13*	*HA-12*	*SB-06(CRA)*
Sample Identification		*307580*	*307585*	*307560*	*307572*	*307574*	*307577*	*307570*	*307582*	*S-022102-19703-ME-004*
Sample Date		*6/7/1995*	*6/7/1995*	*6/7/1995*	*6/7/1995*	*6/7/1995*	*6/7/1995*	*6/7/1995*	*6/7/1995*	*2/21/2002*
Sample Depth		*(4.5-5) ft BGS*	*(5-5.5) ft BGS*	*(6-7) ft BGS*	*(8-9) ft BGS*	*(8-9.5) ft BGS*	*(8.5-9.5) ft BGS*	*(8.5-9.5) ft BGS*	*(9-9.5) ft BGS*	*(0-2) ft BGS*
Sample Type	*Units*									
Volatile Organic Compounds (VOCs)										
Acetone	mg/kg	-	-	-	-	-	-	-	-	-
Benzene	mg/kg	-	-	-	-	-	-	-	-	-
Benzyl alcohol	mg/kg	-	-	-	-	-	-	-	-	-
Bromodichloromethane	mg/kg	-	-	-	-	-	-	-	-	-
Bromoform	mg/kg	-	-	-	-	-	-	-	-	-
Bromomethane (Methyl bromide)	mg/kg	-	-	-	-	-	-	-	-	-
2-Butanone (Methyl ethyl ketone) (MEK)	mg/kg	-	-	-	-	-	-	-	-	-
Carbon disulfide	mg/kg	-	-	-	-	-	-	-	-	-
Carbon tetrachloride	mg/kg	-	-	-	-	-	-	-	-	-
4-Chloroaniline	mg/kg	-	-	-	-	-	-	-	-	-
Chlorobenzene	mg/kg	-	-	-	-	-	-	-	-	-
Chloroethane	mg/kg	-	-	-	-	-	-	-	-	-
2-Chloroethyl vinyl ether	mg/kg	-	-	-	-	-	-	-	-	-
Chloroform (Trichloromethane)	mg/kg	-	-	-	-	-	-	-	-	-
Chloromethane (Methyl chloride)	mg/kg	-	-	-	-	-	-	-	-	-
Cyclohexane	mg/kg	-	-	-	-	-	-	-	-	-
Dibenzofuran	mg/kg	-	-	-	-	-	-	-	-	-
1,2-Dibromo-3-chloropropane (DBCP)	mg/kg	-	-	-	-	-	-	-	-	-
Dibromochloromethane	mg/kg	-	-	-	-	-	-	-	-	-
1,2-Dibromoethane (Ethylene dibromide)	mg/kg	-	-	-	-	-	-	-	-	-
1,2-Dichlorobenzene	mg/kg	-	-	-	-	-	-	-	-	-
1,3-Dichlorobenzene	mg/kg	-	-	-	-	-	-	-	-	-
1,4-Dichlorobenzene	mg/kg	-	-	-	-	-	-	-	-	-
Dichlorodifluoromethane (CFC-12)	mg/kg	-	-	-	-	-	-	-	-	-
Dichloroethane	mg/kg	-	-	-	-	-	-	-	-	-
1,1-Dichloroethane	mg/kg	-	-	-	-	-	-	-	-	-
1,2-Dichloroethane	mg/kg	-	-	-	-	-	-	-	-	-
Dichloroethene	mg/kg	-	-	-	-	-	-	-	-	-
1,2-Dichloroethene (total)	mg/kg	-	-	-	-	-	-	-	-	-
1,1-Dichloroethene	mg/kg	-	-	-	-	-	-	-	-	-
cis-1,2-Dichloroethene	mg/kg	-	-	-	-	-	-	-	-	-
trans-1,2-Dichloroethene	mg/kg	-	-	-	-	-	-	-	-	-
1,2-Dichloropropane	mg/kg	-	-	-	-	-	-	-	-	-
cis-1,3-Dichloropropene	mg/kg	-	-	-	-	-	-	-	-	-
trans-1,3-Dichloropropene	mg/kg	-	-	-	-	-	-	-	-	-
Ethylbenzene	mg/kg	-	-	-	-	-	-	-	-	-
2-Hexanone	mg/kg	-	-	-	-	-	-	-	-	-
Isopropyl benzene	mg/kg	-	-	-	-	-	-	-	-	-
Methyl acetate	mg/kg	-	-	-	-	-	-	-	-	-
Methyl cyclohexane	mg/kg	-	-	-	-	-	-	-	-	-
Methyl tert butyl ether (MTBE)	mg/kg	-	-	-	-	-	-	-	-	-
4-Methyl-2-pentanone (MIBK)	mg/kg	-	-	-	-	-	-	-	-	-
Methylene chloride	mg/kg	-	-	-	-	-	-	-	-	-
Styrene	mg/kg	-	-	-	-	-	-	-	-	-
1,1,2,2-Tetrachloroethane	mg/kg	-	-	-	-	-	-	-	-	-
Tetrachloroethene	mg/kg	-	-	-	-	-	-	-	-	-

APPENDIX G.1

SOIL QUALITY DATA
RFI REPORT
FORMER MANUAL TRANSMISSIONS OF MUNCIE FACILITY
MUNCIE, INDIANA

AOI		*AOI 12.5*	*AOI 12.5*	*AOI 12.5*	*AOI 12.5*	*AOI 12.5*	*AOI 12.5*	*AOI 12.5*	*AOI 12.5*	*AOI 12.5*
Sample Location		*HA-11*	*HA-7*	*HA-13*	*HA-14*	*HA-15*	*HA-10*	*HA-13*	*HA-12*	*SB-06(CRA)*
Sample Identification		*307580*	*307585*	*307560*	*307572*	*307574*	*307577*	*307570*	*307582*	*S-022102-19703-ME-004*
Sample Date		*6/7/1995*	*6/7/1995*	*6/7/1995*	*6/7/1995*	*6/7/1995*	*6/7/1995*	*6/7/1995*	*6/7/1995*	*2/21/2002*
Sample Depth		*(4.5-5) ft BGS*	*(5-5.5) ft BGS*	*(6-7) ft BGS*	*(8-9) ft BGS*	*(8-9.5) ft BGS*	*(8.5-9.5) ft BGS*	*(8.5-9.5) ft BGS*	*(9-9.5) ft BGS*	*(0-2) ft BGS*
Sample Type	*Units*									
VOCs (Continued)										
Toluene	mg/kg	-	-	-	-	-	-	-	-	-
1,2,4-Trichlorobenzene	mg/kg	-	-	-	-	-	-	-	-	-
Trichloroethane	mg/kg	-	-	-	-	-	-	-	-	-
1,1,1-Trichloroethane	mg/kg	-	-	-	-	-	-	-	-	-
1,1,2-Trichloroethane	mg/kg	-	-	-	-	-	-	-	-	-
Trichloroethene	mg/kg	-	-	-	-	-	-	-	-	-
Trichlorofluoromethane (CFC-11)	mg/kg	-	-	-	-	-	-	-	-	-
Trifluorotrichloroethane (Freon 113)	mg/kg	-	-	-	-	-	-	-	-	-
Vinyl acetate	mg/kg	-	-	-	-	-	-	-	-	-
Vinyl chloride	mg/kg	-	-	-	-	-	-	-	-	-
Xylenes (total)	mg/kg	-	-	-	-	-	-	-	-	-
Semi-Volatile Organic Compounds (SVOCs)										
Acenaphthene	mg/kg	-	-	-	-	-	-	-	-	-
Acenaphthylene	mg/kg	-	-	-	-	-	-	-	-	-
Acetophenone	mg/kg	-	-	-	-	-	-	-	-	-
Anthracene	mg/kg	-	-	-	-	-	-	-	-	-
Atrazine	mg/kg	-	-	-	-	-	-	-	-	-
Benzaldehyde	mg/kg	-	-	-	-	-	-	-	-	-
Benzo(a)anthracene	mg/kg	-	-	-	-	-	-	-	-	-
Benzo(a)pyrene	mg/kg	-	-	-	-	-	-	-	-	-
Benzo(b)fluoranthene	mg/kg	-	-	-	-	-	-	-	-	-
Benzo(g,h,i)perylene	mg/kg	-	-	-	-	-	-	-	-	-
Benzo(k)fluoranthene	mg/kg	-	-	-	-	-	-	-	-	-
Benzoic acid	mg/kg	-	-	-	-	-	-	-	-	-
Biphenyl (1,1-Biphenyl)	mg/kg	-	-	-	-	-	-	-	-	-
4-Bromophenyl phenyl ether	mg/kg	-	-	-	-	-	-	-	-	-
Butyl benzylphthalate (BBP)	mg/kg	-	-	-	-	-	-	-	-	-
Caprolactam	mg/kg	-	-	-	-	-	-	-	-	-
Carbazole	mg/kg	-	-	-	-	-	-	-	-	-
4-Chloro-3-methylphenol	mg/kg	-	-	-	-	-	-	-	-	-
4-Chloroaniline	mg/kg	-	-	-	-	-	-	-	-	-
bis(2-Chloroethoxy)methane	mg/kg	-	-	-	-	-	-	-	-	-
bis(2-Chloroethyl)ether	mg/kg	-	-	-	-	-	-	-	-	-
2-Chloronaphthalene	mg/kg	-	-	-	-	-	-	-	-	-
2-Chlorophenol	mg/kg	-	-	-	-	-	-	-	-	-
4-Chlorophenyl phenyl ether	mg/kg	-	-	-	-	-	-	-	-	-
Chrysene	mg/kg	-	-	-	-	-	-	-	-	-
Dibenz(a,h)anthracene	mg/kg	-	-	-	-	-	-	-	-	-
Dibenzofuran	mg/kg	-	-	-	-	-	-	-	-	-
1,2-Dichlorobenzene	mg/kg	-	-	-	-	-	-	-	-	-
1,3-Dichlorobenzene	mg/kg	-	-	-	-	-	-	-	-	-
1,4-Dichlorobenzene	mg/kg	-	-	-	-	-	-	-	-	-
3,3'-Dichlorobenzidine	mg/kg	-	-	-	-	-	-	-	-	-
2,4-Dichlorophenol	mg/kg	-	-	-	-	-	-	-	-	-
Diethyl phthalate	mg/kg	-	-	-	-	-	-	-	-	-

APPENDIX G.1

SOIL QUALITY DATA
RFI REPORT
FORMER MANUAL TRANSMISSIONS OF MUNCIE FACILITY
MUNCIE, INDIANA

AOI		*AOI 12.5*	*AOI 12.5*	*AOI 12.5*	*AOI 12.5*	*AOI 12.5*	*AOI 12.5*	*AOI 12.5*	*AOI 12.5*	*AOI 12.5*
Sample Location		*HA-11*	*HA-7*	*HA-13*	*HA-14*	*HA-15*	*HA-10*	*HA-13*	*HA-12*	*SB-06(CRA)*
Sample Identification		*307580*	*307585*	*307560*	*307572*	*307574*	*307577*	*307570*	*307582*	*S-022102-19703-ME-004*
Sample Date		*6/7/1995*	*6/7/1995*	*6/7/1995*	*6/7/1995*	*6/7/1995*	*6/7/1995*	*6/7/1995*	*6/7/1995*	*2/21/2002*
Sample Depth		*(4.5-5) ft BGS*	*(5-5.5) ft BGS*	*(6-7) ft BGS*	*(8-9) ft BGS*	*(8-9.5) ft BGS*	*(8.5-9.5) ft BGS*	*(8.5-9.5) ft BGS*	*(9-9.5) ft BGS*	*(0-2) ft BGS*
Sample Type	*Units*									
SVOCs (Continued)										
Dimethyl phthalate	mg/kg	-	-	-	-	-	-	-	-	-
2,4-Dimethylphenol	mg/kg	-	-	-	-	-	-	-	-	-
Di-n-butylphthalate (DBP)	mg/kg	-	-	-	-	-	-	-	-	-
4,6-Dinitro-2-methylphenol	mg/kg	-	-	-	-	-	-	-	-	-
2,4-Dinitrophenol	mg/kg	-	-	-	-	-	-	-	-	-
2,4-Dinitrotoluene	mg/kg	-	-	-	-	-	-	-	-	-
2,6-Dinitrotoluene	mg/kg	-	-	-	-	-	-	-	-	-
Di-n-octyl phthalate (DnOP)	mg/kg	-	-	-	-	-	-	-	-	-
bis(2-Ethylhexyl)phthalate (DEHP)	mg/kg	-	-	-	-	-	-	-	-	-
Fluoranthene	mg/kg	-	-	-	-	-	-	-	-	-
Fluorene	mg/kg	-	-	-	-	-	-	-	-	-
Hexachlorobenzene	mg/kg	-	-	-	-	-	-	-	-	-
Hexachlorobutadiene	mg/kg	-	-	-	-	-	-	-	-	-
Hexachlorocyclopentadiene	mg/kg	-	-	-	-	-	-	-	-	-
Hexachloroethane	mg/kg	-	-	-	-	-	-	-	-	-
Indeno(1,2,3-cd)pyrene	mg/kg	-	-	-	-	-	-	-	-	-
Isophorone	mg/kg	-	-	-	-	-	-	-	-	-
2-Methylnaphthalene	mg/kg	-	-	-	-	-	-	-	-	-
2-Methylphenol	mg/kg	-	-	-	-	-	-	-	-	-
3&4-Methylphenol	mg/kg	-	-	-	-	-	-	-	-	-
4-Methylphenol	mg/kg	-	-	-	-	-	-	-	-	-
Naphthalene	mg/kg	-	-	-	-	-	-	-	-	-
2-Nitroaniline	mg/kg	-	-	-	-	-	-	-	-	-
3-Nitroaniline	mg/kg	-	-	-	-	-	-	-	-	-
4-Nitroaniline	mg/kg	-	-	-	-	-	-	-	-	-
Nitrobenzene	mg/kg	-	-	-	-	-	-	-	-	-
2-Nitrophenol	mg/kg	-	-	-	-	-	-	-	-	-
4-Nitrophenol	mg/kg	-	-	-	-	-	-	-	-	-
N-Nitrosodi-n-propylamine	mg/kg	-	-	-	-	-	-	-	-	-
N-Nitrosodiphenylamine	mg/kg	-	-	-	-	-	-	-	-	-
N-Nitrosodimethylamine	mg/kg	-	-	-	-	-	-	-	-	-
2,2'-Oxybis(1-chloropropane)	mg/kg	-	-	-	-	-	-	-	-	-
Pentachlorophenol	mg/kg	-	-	-	-	-	-	-	-	-
Phenanthrene	mg/kg	-	-	-	-	-	-	-	-	-
Phenol	mg/kg	-	-	-	-	-	-	-	-	-
Pyrene	mg/kg	-	-	-	-	-	-	-	-	-
1,2,4-Trichlorobenzene	mg/kg	-	-	-	-	-	-	-	-	-
2,4,5-Trichlorophenol	mg/kg	-	-	-	-	-	-	-	-	-
2,4,6-Trichlorophenol	mg/kg	-	-	-	-	-	-	-	-	-

APPENDIX G.1

SOIL QUALITY DATA
RFI REPORT
FORMER MANUAL TRANSMISSIONS OF MUNCIE FACILITY
MUNCIE, INDIANA

AOI		*AOI 12.5*	*AOI 12.5*	*AOI 12.5*	*AOI 12.5*	*AOI 12.5*	*AOI 12.5*	*AOI 12.5*	*AOI 12.5*	*AOI 12.5*
Sample Location		*HA-11*	*HA-7*	*HA-13*	*HA-14*	*HA-15*	*HA-10*	*HA-13*	*HA-12*	*SB-06(CRA)*
Sample Identification		*307580*	*307585*	*307560*	*307572*	*307574*	*307577*	*307570*	*307582*	*S-022102-19703-ME-004*
Sample Date		*6/7/1995*	*6/7/1995*	*6/7/1995*	*6/7/1995*	*6/7/1995*	*6/7/1995*	*6/7/1995*	*6/7/1995*	*2/21/2002*
Sample Depth		*(4.5-5) ft BGS*	*(5-5.5) ft BGS*	*(6-7) ft BGS*	*(8-9) ft BGS*	*(8-9.5) ft BGS*	*(8.5-9.5) ft BGS*	*(8.5-9.5) ft BGS*	*(9-9.5) ft BGS*	*(0-2) ft BGS*
Sample Type	*Units*									
Polychlorinated Biphenyls (PCBs)										
Aroclor-1016 (PCB-1016)	mg/kg	-	-	-	-	-	-	-	-	-
Aroclor-1221 (PCB-1221)	mg/kg	-	-	-	-	-	-	-	-	-
Aroclor-1232 (PCB-1232)	mg/kg	-	-	-	-	-	-	-	-	-
Aroclor-1242 (PCB-1242)	mg/kg	-	-	-	-	-	-	-	-	-
Aroclor-1248 (PCB-1248)	mg/kg	-	-	-	-	-	-	-	-	-
Aroclor-1254 (PCB-1254)	mg/kg	-	-	-	-	-	-	-	-	-
Aroclor-1260 (PCB-1260)	mg/kg	-	-	-	-	-	-	-	-	-
Total PCBs	mg/kg	-	-	-	-	-	-	-	-	-
Total Petroleum Hydrocarbons (TPH)										
Total Petroleum Hydrocarbons - Diesel	mg/kg	10 U	10 U	10 U	10 U	10 U	10 U	10 U	10 U	-
Total Petroleum Hydrocarbons - Gas	mg/kg	10 U	10 U	10 U	10 U	10 U	10 U	10 U	10 U	-
Total Petroleum Hydrocarbons - Oil	mg/kg	31800	19600	9510	5130	121	1480	63.8	453	-
Total Petroleum Hydrocarbons	mg/kg	-	-	-	-	-	-	-	-	-
Total Petroleum Hydrocarbons - Purgeable (GRO)	mg/kg	-	-	-	-	-	-	-	-	-
Total Petroleum Hydrocarbons (C10-C20)	mg/kg	-	-	-	-	-	-	-	-	-
Total Petroleum Hydrocarbons (C20-C34)	mg/kg	-	-	-	-	-	-	-	-	-
Total Petroleum Hydrocarbons (C6-C10) GRO	mg/kg	-	-	-	-	-	-	-	-	-
Metals										
Aluminum	mg/kg	-	-	-	-	-	-	-	-	-
Antimony	mg/kg	-	-	-	-	-	-	-	-	-
Arsenic	mg/kg	-	-	-	-	-	-	-	-	-
Barium	mg/kg	-	-	-	-	-	-	-	-	-
Beryllium	mg/kg	-	-	-	-	-	-	-	-	-
Cadmium	mg/kg	-	-	-	-	-	-	-	-	-
Calcium	mg/kg	-	-	-	-	-	-	-	-	-
Chromium	mg/kg	-	-	-	-	-	-	-	-	-
Chromium VI (hexavalent)	mg/kg	-	-	-	-	-	-	-	-	-
Cobalt	mg/kg	-	-	-	-	-	-	-	-	-
Copper	mg/kg	-	-	-	-	-	-	-	-	-
Iron	mg/kg	-	-	-	-	-	-	-	-	-
Lead	mg/kg	-	-	-	-	-	-	-	-	-
Magnesium	mg/kg	-	-	-	-	-	-	-	-	-
Manganese	mg/kg	-	-	-	-	-	-	-	-	-
Mercury	mg/kg	-	-	-	-	-	-	-	-	-
Nickel	mg/kg	-	-	-	-	-	-	-	-	-
Potassium	mg/kg	-	-	-	-	-	-	-	-	-
Selenium	mg/kg	-	-	-	-	-	-	-	-	-
Silver	mg/kg	-	-	-	-	-	-	-	-	-
Sodium	mg/kg	-	-	-	-	-	-	-	-	-
Thallium	mg/kg	-	-	-	-	-	-	-	-	-
Vanadium	mg/kg	-	-	-	-	-	-	-	-	-
Zinc	mg/kg	-	-	-	-	-	-	-	-	-

APPENDIX G.1

SOIL QUALITY DATA
RFI REPORT
FORMER MANUAL TRANSMISSIONS OF MUNCIE FACILITY
MUNCIE, INDIANA

AOI		*AOI 12.5*	*AOI 12.5*	*AOI 12.5*	*AOI 12.5*	*AOI 12.5*	*AOI 12.5*	*AOI 12.5*	*AOI 12.5*	*AOI 12.5*
Sample Location		*HA-11*	*HA-7*	*HA-13*	*HA-14*	*HA-15*	*HA-10*	*HA-13*	*HA-12*	*SB-06(CRA)*
Sample Identification		*307580*	*307585*	*307560*	*307572*	*307574*	*307577*	*307570*	*307582*	*S-022102-19703-ME-004*
Sample Date		*6/7/1995*	*6/7/1995*	*6/7/1995*	*6/7/1995*	*6/7/1995*	*6/7/1995*	*6/7/1995*	*6/7/1995*	*2/21/2002*
Sample Depth		*(4.5-5) ft BGS*	*(5-5.5) ft BGS*	*(6-7) ft BGS*	*(8-9) ft BGS*	*(8-9.5) ft BGS*	*(8.5-9.5) ft BGS*	*(8.5-9.5) ft BGS*	*(9-9.5) ft BGS*	*(0-2) ft BGS*
Sample Type	*Units*									
General Chemistry										
Carbonate (as CaCO3)	mg/kg	-	-	-	-	-	-	-	-	-
Chloride	mg/kg	-	-	-	-	-	-	-	-	-
Chloride	s.u.	-	-	-	-	-	-	-	-	-
Cyanide (total)	mg/kg	-	-	-	-	-	-	-	-	-
N-Hexane extractable material	mg/kg	-	-	-	-	-	-	-	-	-
Percent moisture	%	-	-	-	-	-	-	-	-	6.2
pH	s.u.	-	-	-	-	-	-	-	-	-
Saturated aliphatic hydrocarbons	mg/kg	-	-	-	-	-	-	-	-	-
Sulfate	mg/kg	-	-	-	-	-	-	-	-	-
Total solids	%	-	-	-	-	-	-	-	-	-

Notes
mg/kg - Milligrams per kilogram
"-" - No value
U - Not detected at the associated reporting limit
J - Estimated concentration
UJ - Not detected; associated reporting limit is estimated
R - Rejected
s.u. - Standard units
nc - No criteria
ND - Non Detect (calculation)
BOLD[abc] Concentration exceeds associated screening level
IDEM Appendix A: Screening Levels Remedation Closure Guide - March 25, 2014
a - Exceeds IDEM residential migration to ground water screening levels
b - Exceeds IDEM commercial/industrial direct contact screening levels
c - Exceeds IDEM excavation direct contact screening levels

APPENDIX G.1

SOIL QUALITY DATA
RFI REPORT
FORMER MANUAL TRANSMISSIONS OF MUNCIE FACILITY
MUNCIE, INDIANA

AOI		***AOI 12.5***	***AOI 12.5***
Sample Location		***SB-51***	***SB-52***
Sample Identification		***S-017324-111808-NH-003***	***S-017324-111808-NH-001***
Sample Date		***11/18/2008***	***11/18/2008***
Sample Depth		***(6-8) FT***	***(6-8) FT***
Sample Type	***Units***		
Volatile Organic Compounds (VOCs)			
Acetone	mg/kg	0.031	0.046
Benzene	mg/kg	0.005 U	0.0047 U
Benzyl alcohol	mg/kg	-	-
Bromodichloromethane	mg/kg	0.005 U	0.0047 U
Bromoform	mg/kg	0.005 U	0.0047 U
Bromomethane (Methyl bromide)	mg/kg	0.005 U	0.0047 U
2-Butanone (Methyl ethyl ketone) (MEK)	mg/kg	0.02 U	0.019 U
Carbon disulfide	mg/kg	0.005 U	0.0047 U
Carbon tetrachloride	mg/kg	0.005 U	0.0047 U
4-Chloroaniline	mg/kg	-	-
Chlorobenzene	mg/kg	0.005 U	0.0047 U
Chloroethane	mg/kg	0.005 U	0.0047 U
2-Chloroethyl vinyl ether	mg/kg	-	-
Chloroform (Trichloromethane)	mg/kg	0.005 U	0.0047 U
Chloromethane (Methyl chloride)	mg/kg	0.005 U	0.0047 U
Cyclohexane	mg/kg	0.01 U	0.0095 U
Dibenzofuran	mg/kg	-	-
1,2-Dibromo-3-chloropropane (DBCP)	mg/kg	0.01 U	0.0095 U
Dibromochloromethane	mg/kg	0.005 U	0.0047 U
1,2-Dibromoethane (Ethylene dibromide)	mg/kg	0.005 U	0.0047 U
1,2-Dichlorobenzene	mg/kg	0.005 U	0.02 J
1,3-Dichlorobenzene	mg/kg	0.005 U	0.0047 U
1,4-Dichlorobenzene	mg/kg	0.005 U	0.0076
Dichlorodifluoromethane (CFC-12)	mg/kg	0.005 U	0.0047 U
Dichloroethane	mg/kg	-	-
1,1-Dichloroethane	mg/kg	0.005 U	0.0047 U
1,2-Dichloroethane	mg/kg	0.005 U	0.0047 U
Dichloroethene	mg/kg	-	-
1,2-Dichloroethene (total)	mg/kg	-	-
1,1-Dichloroethene	mg/kg	0.005 U	0.0047 U
cis-1,2-Dichloroethene	mg/kg	0.005 U	0.0047 U
trans-1,2-Dichloroethene	mg/kg	0.005 U	0.0047 U
1,2-Dichloropropane	mg/kg	0.005 U	0.0047 U
cis-1,3-Dichloropropene	mg/kg	0.005 U	0.0047 U
trans-1,3-Dichloropropene	mg/kg	0.005 U	0.0047 U
Ethylbenzene	mg/kg	0.005 U	0.0081
2-Hexanone	mg/kg	0.02 U	0.019 U
Isopropyl benzene	mg/kg	0.005 U	0.0049
Methyl acetate	mg/kg	0.01 U	0.0095 U
Methyl cyclohexane	mg/kg	0.01 U	0.0095 U
Methyl tert butyl ether (MTBE)	mg/kg	0.02 U	0.019 U
4-Methyl-2-pentanone (MIBK)	mg/kg	0.02 U	0.019 U
Methylene chloride	mg/kg	0.005 U	0.0058
Styrene	mg/kg	0.005 U	0.0047 U
1,1,2,2-Tetrachloroethane	mg/kg	0.005 U	0.0047 U
Tetrachloroethene	mg/kg	0.019	0.26 U

APPENDIX G.1

SOIL QUALITY DATA
RFI REPORT
FORMER MANUAL TRANSMISSIONS OF MUNCIE FACILITY
MUNCIE, INDIANA

AOI		***AOI 12.5***	***AOI 12.5***
Sample Location		***SB-51***	***SB-52***
Sample Identification		***S-017324-111808-NH-003***	***S-017324-111808-NH-001***
Sample Date		***11/18/2008***	***11/18/2008***
Sample Depth		***(6-8) FT***	***(6-8) FT***
Sample Type	***Units***		
VOCs (Continued)			
Toluene	mg/kg	0.005 U	0.0055
1,2,4-Trichlorobenzene	mg/kg	0.005 U	0.0047 U
Trichloroethane	mg/kg	-	-
1,1,1-Trichloroethane	mg/kg	0.005 U	0.0047 U
1,1,2-Trichloroethane	mg/kg	0.005 U	0.0047 U
Trichloroethene	mg/kg	0.005 U	0.0047
Trichlorofluoromethane (CFC-11)	mg/kg	0.005 U	0.0047 U
Trifluorotrichloroethane (Freon 113)	mg/kg	0.005 U	0.0047 U
Vinyl acetate	mg/kg	-	-
Vinyl chloride	mg/kg	0.005 U	0.0047 U
Xylenes (total)	mg/kg	0.01 U	0.041 J
Semi-Volatile Organic Compounds (SVOCs)			
Acenaphthene	mg/kg	9.8 U	19 U
Acenaphthylene	mg/kg	9.8 U	19 U
Acetophenone	mg/kg	2 U	3.8 U
Anthracene	mg/kg	9.8 U	19 U
Atrazine	mg/kg	9.8 U	19 U
Benzaldehyde	mg/kg	9.8 U	19 U
Benzo(a)anthracene	mg/kg	9.8 U	19 U
Benzo(a)pyrene	mg/kg	9.8 U	19 U
Benzo(b)fluoranthene	mg/kg	9.8 U	19 U
Benzo(g,h,i)perylene	mg/kg	9.8 U	19 U
Benzo(k)fluoranthene	mg/kg	9.8 U	19 U
Benzoic acid	mg/kg	-	-
Biphenyl (1,1-Biphenyl)	mg/kg	9.8 U	19 U
4-Bromophenyl phenyl ether	mg/kg	9.8 U	19 U
Butyl benzylphthalate (BBP)	mg/kg	9.8 U	19 U
Caprolactam	mg/kg	9.8 U	19 U
Carbazole	mg/kg	9.8 U	19 U
4-Chloro-3-methylphenol	mg/kg	9.8 U	19 U
4-Chloroaniline	mg/kg	9.8 U	19 U
bis(2-Chloroethoxy)methane	mg/kg	9.8 U	19 U
bis(2-Chloroethyl)ether	mg/kg	9.8 U	19 U
2-Chloronaphthalene	mg/kg	9.8 U	19 U
2-Chlorophenol	mg/kg	9.8 U	19 U
4-Chlorophenyl phenyl ether	mg/kg	9.8 U	19 U
Chrysene	mg/kg	9.8 U	19 U
Dibenz(a,h)anthracene	mg/kg	9.8 U	19 U
Dibenzofuran	mg/kg	9.8 U	19 U
1,2-Dichlorobenzene	mg/kg	-	-
1,3-Dichlorobenzene	mg/kg	-	-
1,4-Dichlorobenzene	mg/kg	-	-
3,3'-Dichlorobenzidine	mg/kg	48 U	90 U
2,4-Dichlorophenol	mg/kg	9.8 U	19 U
Diethyl phthalate	mg/kg	9.8 U	19 U

APPENDIX G.1

SOIL QUALITY DATA
RFI REPORT
FORMER MANUAL TRANSMISSIONS OF MUNCIE FACILITY
MUNCIE, INDIANA

AOI		*AOI 12.5*	*AOI 12.5*
Sample Location		*SB-51*	*SB-52*
Sample Identification		*S-017324-111808-NH-003*	*S-017324-111808-NH-001*
Sample Date		*11/18/2008*	*11/18/2008*
Sample Depth		*(6-8) FT*	*(6-8) FT*
Sample Type	*Units*		
SVOCs (Continued)			
Dimethyl phthalate	mg/kg	9.8 U	19 U
2,4-Dimethylphenol	mg/kg	9.8 U	19 U
Di-n-butylphthalate (DBP)	mg/kg	9.8 U	19 U
4,6-Dinitro-2-methylphenol	mg/kg	48 U	90 U
2,4-Dinitrophenol	mg/kg	48 U	90 U
2,4-Dinitrotoluene	mg/kg	9.8 U	19 U
2,6-Dinitrotoluene	mg/kg	9.8 U	19 U
Di-n-octyl phthalate (DnOP)	mg/kg	9.8 U	19 U
bis(2-Ethylhexyl)phthalate (DEHP)	mg/kg	9.8 U	19 U
Fluoranthene	mg/kg	9.8 U	19 U
Fluorene	mg/kg	9.8 U	19 U
Hexachlorobenzene	mg/kg	9.8 U	19 U
Hexachlorobutadiene	mg/kg	9.8 U	19 U
Hexachlorocyclopentadiene	mg/kg	48 U	90 U
Hexachloroethane	mg/kg	9.8 U	19 U
Indeno(1,2,3-cd)pyrene	mg/kg	9.8 U	19 U
Isophorone	mg/kg	9.8 U	19 U
2-Methylnaphthalene	mg/kg	9.8 U	19 U
2-Methylphenol	mg/kg	9.8 U	19 U
3&4-Methylphenol	mg/kg	-	-
4-Methylphenol	mg/kg	9.8 U	19 U
Naphthalene	mg/kg	9.8 U	19 U
2-Nitroaniline	mg/kg	48 U	90 U
3-Nitroaniline	mg/kg	48 U	90 U
4-Nitroaniline	mg/kg	48 U	90 U
Nitrobenzene	mg/kg	9.8 U	19 U
2-Nitrophenol	mg/kg	9.8 U	19 U
4-Nitrophenol	mg/kg	48 U	90 U
N-Nitrosodi-n-propylamine	mg/kg	9.8 U	19 U
N-Nitrosodiphenylamine	mg/kg	9.8 U	19 U
N-Nitrosodimethylamine	mg/kg	-	-
2,2'-Oxybis(1-chloropropane)	mg/kg	9.8 U	19 U
Pentachlorophenol	mg/kg	9.8 U	19 U
Phenanthrene	mg/kg	9.8 U	19 U
Phenol	mg/kg	9.8 U	19 U
Pyrene	mg/kg	9.8 U	19 U
1,2,4-Trichlorobenzene	mg/kg	-	-
2,4,5-Trichlorophenol	mg/kg	9.8 U	19 U
2,4,6-Trichlorophenol	mg/kg	9.8 U	19 U

APPENDIX G.1

SOIL QUALITY DATA
RFI REPORT
FORMER MANUAL TRANSMISSIONS OF MUNCIE FACILITY
MUNCIE, INDIANA

AOI		*AOI 12.5*	*AOI 12.5*
Sample Location		*SB-51*	*SB-52*
Sample Identification		*S-017324-111808-NH-003*	*S-017324-111808-NH-001*
Sample Date		*11/18/2008*	*11/18/2008*
Sample Depth		*(6-8) FT*	*(6-8) FT*
Sample Type	*Units*		
Polychlorinated Biphenyls (PCBs)			
Aroclor-1016 (PCB-1016)	mg/kg	0.2 U	0.19 U
Aroclor-1221 (PCB-1221)	mg/kg	0.2 U	0.19 U
Aroclor-1232 (PCB-1232)	mg/kg	0.2 U	0.19 U
Aroclor-1242 (PCB-1242)	mg/kg	0.2 U	0.19 U
Aroclor-1248 (PCB-1248)	mg/kg	0.2 U	0.48
Aroclor-1254 (PCB-1254)	mg/kg	0.2 U	0.19 U
Aroclor-1260 (PCB-1260)	mg/kg	0.2 U	0.19 U
Total PCBs	mg/kg	ND	0.48
Total Petroleum Hydrocarbons (TPH)			
Total Petroleum Hydrocarbons - Diesel	mg/kg	-	-
Total Petroleum Hydrocarbons - Gas	mg/kg	-	-
Total Petroleum Hydrocarbons - Oil	mg/kg	-	-
Total Petroleum Hydrocarbons	mg/kg	-	-
Total Petroleum Hydrocarbons - Purgeable (GRO)	mg/kg	-	-
Total Petroleum Hydrocarbons (C10-C20)	mg/kg	-	-
Total Petroleum Hydrocarbons (C20-C34)	mg/kg	-	-
Total Petroleum Hydrocarbons (C6-C10) GRO	mg/kg	-	-
Metals			
Aluminum	mg/kg	6480	2550
Antimony	mg/kg	7.2 UJ	6.8 U
Arsenic	mg/kg	4.6	4.2
Barium	mg/kg	-	-
Beryllium	mg/kg	-	-
Cadmium	mg/kg	0.60 U	0.56 U
Calcium	mg/kg	-	-
Chromium	mg/kg	9.8	5.0
Chromium VI (hexavalent)	mg/kg	-	-
Cobalt	mg/kg	6.0 U	5.6 U
Copper	mg/kg	14.6	9.3
Iron	mg/kg	**11100[a]**	**6830[a]**
Lead	mg/kg	7.5	4.8
Magnesium	mg/kg	-	-
Manganese	mg/kg	258	180
Mercury	mg/kg	0.12 U	0.11 U
Nickel	mg/kg	13.2	6.6
Potassium	mg/kg	677	618
Selenium	mg/kg	0.60 U	0.56 U
Silver	mg/kg	1.2 U	1.1 U
Sodium	mg/kg	597 U	565 U
Thallium	mg/kg	1.2 U	1.1 U
Vanadium	mg/kg	16.0	8.6
Zinc	mg/kg	38.5	27.8

APPENDIX G.1

SOIL QUALITY DATA
RFI REPORT
FORMER MANUAL TRANSMISSIONS OF MUNCIE FACILITY
MUNCIE, INDIANA

AOI		***AOI 12.5***	***AOI 12.5***
Sample Location		***SB-51***	***SB-52***
Sample Identification		***S-017324-111808-NH-003***	***S-017324-111808-NH-001***
Sample Date		***11/18/2008***	***11/18/2008***
Sample Depth		***(6-8) FT***	***(6-8) FT***
Sample Type	***Units***		
General Chemistry			
Carbonate (as CaCO3)	mg/kg	-	-
Chloride	mg/kg	-	-
Chloride	s.u.	-	-
Cyanide (total)	mg/kg	-	-
N-Hexane extractable material	mg/kg	-	-
Percent moisture	%	-	-
pH	s.u.	-	-
Saturated aliphatic hydrocarbons	mg/kg	-	-
Sulfate	mg/kg	-	-
Total solids	%	83.8	88.5

Notes

mg/kg - Milligrams per kilogram
"-" - No value
U - Not detected at the associated reporting limit
J - Estimated concentration
UJ - Not detected; associated reporting limit is estimated
R - Rejected
s.u. - Standard units
nc - No criteria
ND - Non Detect (calculation)
BOLD[abc] Concentration exceeds associated screening level
IDEM Appendix A: Screening Levels Remedation Closure Guide - March 25, 2014
a - Exceeds IDEM residential migration to ground water screening levels
b - Exceeds IDEM commercial/industrial direct contact screening levels
c - Exceeds IDEM excavation direct contact screening levels

APPENDIX G.1

SOIL QUALITY DATA
RFI REPORT
FORMER MANUAL TRANSMISSIONS OF MUNCIE FACILITY
MUNCIE, INDIANA

AOI		*IDEM*	*IDEM*	*IDEM*	*AOI 12.5*	*AOI 12.5*	*AOI 12.5*	*AOI 12.5*
Sample Location		*Residential*	*Com./Ind.*	*Excavation*	*SB-52*	*SB-53*	*SB-54*	*SB-55*
Sample Identification		*Migration to GW*	*Direct Contact*	*Direct Contact*	*S-017324-111808-NH-002*	*S-017324-111808-NH-004*	*S-017324-111808-NH-005*	*S-017324-111808-NH-006*
Sample Date		*a*	*b*	*c*	*11/18/2008*	*11/18/2008*	*11/18/2008*	*11/18/2008*
Sample Depth					*(6-8) FT*	*(6-8) FT*	*(6-8) FT*	*(6-8) FT*
Sample Type	*Units*				*Duplicate*			
Volatile Organic Compounds (VOCs)								
Acetone	mg/kg	49	100000	100000	0.02 U	-	0.017	-
Benzene	mg/kg	0.051	54	750	0.0049 U	-	0.0044 U	-
Benzyl alcohol	mg/kg	7.3	62000	100000	-	-	-	-
Bromodichloromethane	mg/kg	0.43	14	930	0.0049 U	-	0.0044 U	-
Bromoform	mg/kg	0.42	2200	20000	0.0049 U	-	0.0044 U	-
Bromomethane (Methyl bromide)	mg/kg	0.035	32	54	0.0049 U	-	0.0044 U	-
2-Butanone (Methyl ethyl ketone) (MEK)	mg/kg	21	28000	28000	0.02 U	-	0.017 U	-
Carbon disulfide	mg/kg	4.2	740	740	0.0049 U	-	0.0044 U	-
Carbon tetrachloride	mg/kg	0.039	30	460	0.0049 U	-	0.0044 U	-
4-Chloroaniline	mg/kg	0.027	86	4200	-	-	-	-
Chlorobenzene	mg/kg	1.4	760	760	0.0049 U	-	0.0044 U	-
Chloroethane	mg/kg	120	2100	2100	0.0049 U	-	0.0044 U	-
2-Chloroethyl vinyl ether	mg/kg	nc	nc	nc	-	-	-	-
Chloroform (Trichloromethane)	mg/kg	0.44	15	1800	0.0049 U	-	0.0044 U	-
Chloromethane (Methyl chloride)	mg/kg	0.98	500	840	0.0049 U	-	0.0044 U	-
Cyclohexane	mg/kg	270	120	120	0.0098 U	-	0.0087 U	-
Dibenzofuran	mg/kg	2.1	1000	1700	-	-	-	-
1,2-Dibromo-3-chloropropane (DBCP)	mg/kg	0.0017	0.69	44	0.0098 U	-	0.0087 U	-
Dibromochloromethane	mg/kg	0.43	33	800	0.0049 U	-	0.0044 U	-
1,2-Dibromoethane (Ethylene dibromide)	mg/kg	0.00028	1.7	180	0.0049 U	-	0.0044 U	-
1,2-Dichlorobenzene	mg/kg	12	380	380	0.0049 UJ	-	0.0044 U	-
1,3-Dichlorobenzene	mg/kg	nc	nc	nc	0.0049 U	-	0.0044 U	-
1,4-Dichlorobenzene	mg/kg	1.4	120	17000	0.0049 U	-	0.0044 U	-
Dichlorodifluoromethane (CFC-12)	mg/kg	5.7	400	670	0.0049 U	-	0.0044 U	-
Dichloroethane	mg/kg	nc	nc	nc	-	-	-	-
1,1-Dichloroethane	mg/kg	0.14	170	1700	0.0049 U	-	0.0044 U	-
1,2-Dichloroethane	mg/kg	0.028	22	250	0.0049 U	-	0.0044 U	-
Dichloroethene	mg/kg	nc	nc	nc	-	-	-	-
1,2-Dichloroethene (total)	mg/kg	0.76	1300	1300	-	-	-	-
1,1-Dichloroethene	mg/kg	0.05	1100	1200	0.0049 U	-	0.0044 U	-
cis-1,2-Dichloroethene	mg/kg	0.41	2000	2400	0.0049 U	-	0.0044 U	-
trans-1,2-Dichloroethene	mg/kg	0.59	690	1200	0.0049 U	-	0.0044 U	-
1,2-Dichloropropane	mg/kg	0.033	47	120	0.0049 U	-	0.0044 U	-
cis-1,3-Dichloropropene	mg/kg	nc	nc	nc	0.0049 U	-	0.0044 U	-
trans-1,3-Dichloropropene	mg/kg	nc	nc	nc	0.0049 U	-	0.0044 U	-
Ethylbenzene	mg/kg	16	270	480	0.0049 U	-	0.0044 U	-
2-Hexanone	mg/kg	0.16	1400	2300	0.02 U	-	0.017 U	-
Isopropyl benzene	mg/kg	13	270	270	0.0049 U	-	0.0044 U	-
Methyl acetate	mg/kg	66	29000	29000	0.0098 U	-	0.0087 U	-
Methyl cyclohexane	mg/kg	nc	nc	nc	0.0098 U	-	0.0087 U	-
Methyl tert butyl ether (MTBE)	mg/kg	0.54	2200	8900	0.02 U	-	0.017 U	-
4-Methyl-2-pentanone (MIBK)	mg/kg	4.5	3400	3400	0.02 U	-	0.017 U	-
Methylene chloride	mg/kg	0.025	3100	3300	0.0049 U	-	0.0044 U	-
Styrene	mg/kg	2.2	870	870	0.0049 U	-	0.0044 U	-
1,1,2,2-Tetrachloroethane	mg/kg	0.0052	28	1900	0.0049 U	-	0.0044 U	-
Tetrachloroethene	mg/kg	0.045	170	170	0.022	-	0.0044 U	-

APPENDIX G.1

SOIL QUALITY DATA
RFI REPORT
FORMER MANUAL TRANSMISSIONS OF MUNCIE FACILITY
MUNCIE, INDIANA

AOI		*IDEM*	*IDEM*	*IDEM*	*AOI 12.5*	*AOI 12.5*	*AOI 12.5*	*AOI 12.5*
Sample Location		*Residential*	*Com./Ind.*	*Excavation*	*SB-52*	*SB-53*	*SB-54*	*SB-55*
Sample Identification		*Migration to GW*	*Direct Contact*	*Direct Contact*	*S-017324-111808-NH-002*	*S-017324-111808-NH-004*	*S-017324-111808-NH-005*	*S-017324-111808-NH-006*
Sample Date		*a*	*b*	*c*	*11/18/2008*	*11/18/2008*	*11/18/2008*	*11/18/2008*
Sample Depth					*(6-8) FT*	*(6-8) FT*	*(6-8) FT*	*(6-8) FT*
Sample Type	*Units*				*Duplicate*			
VOCs (Continued)								
Toluene	mg/kg	14	820	820	0.0049 U	-	0.0044 U	-
1,2,4-Trichlorobenzene	mg/kg	4.1	270	400	0.0049 U	-	0.0044 U	-
Trichloroethane	mg/kg	nc	nc	nc	-	-	-	-
1,1,1-Trichloroethane	mg/kg	1.4	640	640	0.0049 U	-	0.0044 U	-
1,1,2-Trichloroethane	mg/kg	0.032	6.8	11	0.0049 U	-	0.0044 U	-
Trichloroethene	mg/kg	0.036	20	34	0.0049 U	-	0.0044 U	-
Trichlorofluoromethane (CFC-11)	mg/kg	14	1200	1200	0.0049 U	-	0.0044 U	-
Trifluorotrichloroethane (Freon 113)	mg/kg	2600	910	910	0.0049 U	-	0.0044 U	-
Vinyl acetate	mg/kg	1.7	2800	2800	-	-	-	-
Vinyl chloride	mg/kg	0.014	17	660	0.0049 U	-	0.0044 U	-
Xylenes (total)	mg/kg	200	260	260	0.0098 UJ	-	0.0087 U	-
Semi-Volatile Organic Compounds (SVOCs)								
Acenaphthene	mg/kg	82	33000	55000	19 U	0.39 U	9.1 U	0.37 U
Acenaphthylene	mg/kg	nc	nc	nc	19 U	0.39 U	9.1 U	0.37 U
Acetophenone	mg/kg	9.1	2500	2500	3.8 U	0.078 U	1.8 U	0.074 U
Anthracene	mg/kg	860	100000	100000	19 U	0.39 U	9.1 U	0.37 U
Atrazine	mg/kg	0.039	75	4200	19 U	0.39 U	9.1 U	0.37 U
Benzaldehyde	mg/kg	6.7	1200	1200	19 U	0.39 U	9.1 U	0.37 U
Benzo(a)anthracene	mg/kg	2.1	21	1300	19 U	0.46	9.1 U	0.37 U
Benzo(a)pyrene	mg/kg	4.7	2.1	130	19 U	**0.39**	9.1 U	0.37 U
Benzo(b)fluoranthene	mg/kg	7	21	1300	19 U	0.53	9.1 U	0.37 U
Benzo(g,h,i)perylene	mg/kg	nc	nc	nc	19 U	0.39 U	9.1 U	0.37 U
Benzo(k)fluoranthene	mg/kg	68	210	13000	19 U	0.39 U	9.1 U	0.37 U
Benzoic acid	mg/kg	270	100000	100000	-	-	-	-
Biphenyl (1,1-Biphenyl)	mg/kg	0.17	210	350	19 U	0.39 U	9.1 U	0.37 U
4-Bromophenyl phenyl ether	mg/kg	nc	nc	nc	19 U	0.39 U	9.1 U	0.37 U
Butyl benzylphthalate (BBP)	mg/kg	41	9100	100000	19 U	0.39 U	9.1 U	0.37 U
Caprolactam	mg/kg	38	100000	100000	19 U	0.39 U	9.1 U	0.37 U
Carbazole	mg/kg	nc	nc	nc	19 U	0.39 U	9.1 U	0.37 U
4-Chloro-3-methylphenol	mg/kg	26	62000	100000	19 U	0.39 U	9.1 U	0.37 U
4-Chloroaniline	mg/kg	0.027	86	4200	19 U	0.39 U	9.1 U	0.37 U
bis(2-Chloroethoxy)methane	mg/kg	0.21	1800	3100	19 U	0.39 U	9.1 U	0.37 U
bis(2-Chloroethyl)ether	mg/kg	0.00063	10	750	19 U	0.39 U	9.1 U	0.37 U
2-Chloronaphthalene	mg/kg	57	82000	100000	19 U	0.39 U	9.1 U	0.37 U
2-Chlorophenol	mg/kg	1.2	5100	8600	19 U	0.39 U	9.1 U	0.37 U
4-Chlorophenyl phenyl ether	mg/kg	nc	nc	nc	19 U	0.39 U	9.1 U	0.37 U
Chrysene	mg/kg	210	2100	100000	19 U	0.46	9.1 U	0.37 U
Dibenz(a,h)anthracene	mg/kg	2.2	2.1	130	19 U	0.39 U	9.1 U	0.37 U
Dibenzofuran	mg/kg	2.1	1000	1700	19 U	0.39 U	9.1 U	0.37 U
1,2-Dichlorobenzene	mg/kg	12	380	380	-	-	-	-
1,3-Dichlorobenzene	mg/kg	nc	nc	nc	-	-	-	-
1,4-Dichlorobenzene	mg/kg	1.4	120	17000	-	-	-	-
3,3'-Dichlorobenzidine	mg/kg	0.14	38	2200	90 U	1.9 U	44 U	1.8 U
2,4-Dichlorophenol	mg/kg	0.83	1800	3100	19 U	0.39 U	9.1 U	0.37 U

APPENDIX G.1

SOIL QUALITY DATA
RFI REPORT
FORMER MANUAL TRANSMISSIONS OF MUNCIE FACILITY
MUNCIE, INDIANA

AOI		*IDEM*	*IDEM*	*IDEM*	*AOI 12.5*	*AOI 12.5*	*AOI 12.5*	*AOI 12.5*
Sample Location		*Residential*	*Com./Ind.*	*Excavation*	*SB-52*	*SB-53*	*SB-54*	*SB-55*
Sample Identification		*Migration to GW*	*Direct Contact*	*Direct Contact*	*S-017324-111808-NH-002*	*S-017324-111808-NH-004*	*S-017324-111808-NH-005*	*S-017324-111808-NH-006*
Sample Date		*a*	*b*	*c*	*11/18/2008*	*11/18/2008*	*11/18/2008*	*11/18/2008*
Sample Depth					*(6-8) FT*	*(6-8) FT*	*(6-8) FT*	*(6-8) FT*
Sample Type	*Units*				*Duplicate*			
SVOCs (Continued)								
Diethyl phthalate	mg/kg	90	100000	100000	19 U	0.39 U	9.1 U	0.37 U
Dimethyl phthalate	mg/kg	nc	nc	nc	19 U	0.39 U	9.1 U	0.37 U
2,4-Dimethylphenol	mg/kg	6.4	12000	20000	19 U	0.39 U	9.1 U	0.37 U
Di-n-butylphthalate (DBP)	mg/kg	34	62000	100000	19 U	0.39 U	9.1 U	0.37 U
4,6-Dinitro-2-methylphenol	mg/kg	0.041	49	82	90 U	1.9 U	44 U	1.8 U
2,4-Dinitrophenol	mg/kg	0.67	1200	2000	90 U	1.9 U	44 U	1.8 U
2,4-Dinitrotoluene	mg/kg	0.054	55	2000	19 U	0.39 U	9.1 U	0.37 U
2,6-Dinitrotoluene	mg/kg	0.012	12	310	19 U	0.39 U	9.1 U	0.37 U
Di-n-octyl phthalate (DnOP)	mg/kg	900	6200	10000	19 U	0.39 U	9.1 U	0.37 U
bis(2-Ethylhexyl)phthalate (DEHP)	mg/kg	29	1200	20000	19 U	0.39 U	9.1 U	0.37 U
Fluoranthene	mg/kg	1400	22000	37000	19 U	1.2	9.1 U	0.37 U
Fluorene	mg/kg	81	22000	37000	19 U	0.39 U	9.1 U	0.37 U
Hexachlorobenzene	mg/kg	0.25	11	630	19 U	0.39 U	9.1 U	0.37 U
Hexachlorobutadiene	mg/kg	0.1	220	1000	19 U	0.39 U	9.1 U	0.37 U
Hexachlorocyclopentadiene	mg/kg	3.1	3700	6200	90 U	1.9 U	44 U	1.8 U
Hexachloroethane	mg/kg	0.062	430	730	19 U	0.39 U	9.1 U	0.37 U
Indeno(1,2,3-cd)pyrene	mg/kg	40	21	1300	19 U	0.39 U	9.1 U	0.37 U
Isophorone	mg/kg	4.4	18000	100000	19 U	0.39 U	9.1 U	0.37 U
2-Methylnaphthalene	mg/kg	2.8	2200	3700	19 U	0.39 U	9.1 U	0.37 U
2-Methylphenol	mg/kg	12	31000	52000	19 U	0.39 U	9.1 U	0.37 U
3&4-Methylphenol	mg/kg	nc	nc	nc	-	-	-	-
4-Methylphenol	mg/kg	22	62000	100000	19 U	0.39 U	9.1 U	0.37 U
Naphthalene	mg/kg	0.092	180	1000	19 U	0.39 U	9.1 U	0.37 U
2-Nitroaniline	mg/kg	1.3	6000	9900	90 U	1.9 U	44 U	1.8 U
3-Nitroaniline	mg/kg	nc	nc	nc	90 U	1.9 U	44 U	1.8 U
4-Nitroaniline	mg/kg	0.28	860	4200	90 U	1.9 U	44 U	1.8 U
Nitrobenzene	mg/kg	0.016	240	2000	19 U	0.39 U	9.1 U	0.37 U
2-Nitrophenol	mg/kg	nc	nc	nc	19 U	0.39 U	9.1 U	0.37 U
4-Nitrophenol	mg/kg	nc	nc	nc	90 U	1.9 U	44 U	1.8 U
N-Nitrosodi-n-propylamine	mg/kg	0.0014	2.5	140	19 U	0.39 U	9.1 U	0.37 U
N-Nitrosodiphenylamine	mg/kg	11	3500	100000	19 U	0.39 U	9.1 U	0.37 U
N-Nitrosodimethylamine	mg/kg	2.1e-005	0.34	8.2	-	-	-	-
2,2'-Oxybis(1-chloropropane)	mg/kg	0.023	220	1000	19 U	0.39 U	9.1 U	0.37 U
Pentachlorophenol	mg/kg	0.2	27	2000	19 U	0.39 U	9.1 U	0.37 U
Phenanthrene	mg/kg	nc	nc	nc	19 U	0.72	9.1 U	0.37 U
Phenol	mg/kg	52	100000	100000	19 U	0.39 U	9.1 U	0.37 U
Pyrene	mg/kg	190	17000	28000	19 U	0.95	9.1 U	0.37 U
1,2,4-Trichlorobenzene	mg/kg	4.1	270	400	-	-	-	-
2,4,5-Trichlorophenol	mg/kg	67	62000	100000	19 U	0.39 U	9.1 U	0.37 U
2,4,6-Trichlorophenol	mg/kg	0.68	620	1000	19 U	0.39 U	9.1 U	0.37 U

APPENDIX G.1

SOIL QUALITY DATA
RFI REPORT
FORMER MANUAL TRANSMISSIONS OF MUNCIE FACILITY
MUNCIE, INDIANA

AOI		*IDEM*	*IDEM*	*IDEM*	*AOI 12.5*	*AOI 12.5*	*AOI 12.5*	*AOI 12.5*
Sample Location		*Residential*	*Com./Ind.*	*Excavation*	*SB-52*	*SB-53*	*SB-54*	*SB-55*
Sample Identification		*Migration to GW*	*Direct Contact*	*Direct Contact*	*S-017324-111808-NH-002*	*S-017324-111808-NH-004*	*S-017324-111808-NH-005*	*S-017324-111808-NH-006*
Sample Date		*a*	*b*	*c*	*11/18/2008*	*11/18/2008*	*11/18/2008*	*11/18/2008*
Sample Depth					*(6-8) FT*	*(6-8) FT*	*(6-8) FT*	*(6-8) FT*
Sample Type	*Units*				*Duplicate*			
Polychlorinated Biphenyls (PCBs)								
Aroclor-1016 (PCB-1016)	mg/kg	2.1	37	63	0.19 U	0.039 U	0.37 U	0.037 U
Aroclor-1221 (PCB-1221)	mg/kg	0.014	5.4	390	0.19 U	0.039 U	0.37 U	0.037 U
Aroclor-1232 (PCB-1232)	mg/kg	0.014	5.4	73	0.19 U	0.039 U	0.37 U	0.037 U
Aroclor-1242 (PCB-1242)	mg/kg	1.1	7.4	460	0.19 U	0.039 U	0.37 U	0.037 U
Aroclor-1248 (PCB-1248)	mg/kg	1	7.4	460	0.42	0.039 U	0.37 U	0.037 U
Aroclor-1254 (PCB-1254)	mg/kg	1.6	7.4	18	0.19 U	0.039 U	0.37 U	0.037 U
Aroclor-1260 (PCB-1260)	mg/kg	4.8	7.4	460	0.19 U	0.039 U	0.37 U	0.037 U
Total PCBs	mg/kg	1.6	7.4	460	0.42	ND	ND	ND
Total Petroleum Hydrocarbons (TPH)								
Total Petroleum Hydrocarbons - Diesel	mg/kg	nc	nc	nc	-	-	-	-
Total Petroleum Hydrocarbons - Gas	mg/kg	nc	nc	nc	-	-	-	-
Total Petroleum Hydrocarbons - Oil	mg/kg	nc	nc	nc	-	-	-	-
Total Petroleum Hydrocarbons	mg/kg	nc	nc	nc	-	-	-	-
Total Petroleum Hydrocarbons - Purgeable (GRO)	mg/kg	nc	nc	nc	-	-	-	-
Total Petroleum Hydrocarbons (C10-C20)	mg/kg	nc	nc	nc	-	-	-	-
Total Petroleum Hydrocarbons (C20-C34)	mg/kg	nc	nc	nc	-	-	-	-
Total Petroleum Hydrocarbons (C6-C10) GRO	mg/kg	nc	nc	nc	-	-	-	-
Metals								
Aluminum	mg/kg	480000	100000	100000	2590	3530	1690	1760
Antimony	mg/kg	5.4	410	690	6.8 U	7.1 U	6.6 U	6.7 U
Arsenic	mg/kg	5.9	24	640	4.0	4.6	3.4	3.2
Barium	mg/kg	1700	100000	100000	-	-	-	-
Beryllium	mg/kg	63	2000	3300	-	-	-	-
Cadmium	mg/kg	7.5	800	1300	0.56 U	0.59 U	0.55 U	0.56 U
Calcium	mg/kg	nc	nc	nc	-	-	-	-
Chromium	mg/kg	1000000	nc	nc	5.3	6.4	3.5	4.0
Chromium VI (hexavalent)	mg/kg	0.12	56	2400	-	-	-	-
Cobalt	mg/kg	4.3	300	520	5.6 U	5.9 U	5.5 U	5.6 U
Copper	mg/kg	920	41000	69000	9.4	12.5	7.4	7.0
Iron	mg/kg	5600	100000	100000	**7130**[a]	**9640**[a]	**5910**[a]	5580
Lead	mg/kg	270	800	1000	7.2	12.0	3.9	6.5
Magnesium	mg/kg	nc	nc	nc	-	-	-	-
Manganese	mg/kg	420	23000	39000	179	239	151	143
Mercury	mg/kg	2.1	3.1	3.1	0.11 U	0.12 U	0.11 U	0.11 U
Nickel	mg/kg	390	20000	32000	7.4	10.4	5.0	5.6
Potassium	mg/kg	nc	nc	nc	617	799	554 U	556 U
Selenium	mg/kg	5.3	5100	8600	0.56 U	0.59 U	0.55 U	0.56 U
Silver	mg/kg	12	5100	8600	1.1 U	1.2 U	1.1 U	1.1 U
Sodium	mg/kg	nc	nc	nc	564 U	588 U	554 U	556 U
Thallium	mg/kg	2.9	10	17	1.1 U	1.2 U	1.1 U	1.1 U
Vanadium	mg/kg	1300	5100	8700	8.3	11.2	6.1	6.4
Zinc	mg/kg	5900	100000	100000	30.8	43.4	24.2	21.8

APPENDIX G.1

SOIL QUALITY DATA
RFI REPORT
FORMER MANUAL TRANSMISSIONS OF MUNCIE FACILITY
MUNCIE, INDIANA

AOI		*IDEM*	*IDEM*	*IDEM*	*AOI 12.5*	*AOI 12.5*	*AOI 12.5*	*AOI 12.5*
Sample Location		*Residential*	*Com./Ind.*	*Excavation*	*SB-52*	*SB-53*	*SB-54*	*SB-55*
Sample Identification		*Migration to GW*	*Direct Contact*	*Direct Contact*	*S-017324-111808-NH-002*	*S-017324-111808-NH-004*	*S-017324-111808-NH-005*	*S-017324-111808-NH-006*
Sample Date		*a*	*b*	*c*	*11/18/2008*	*11/18/2008*	*11/18/2008*	*11/18/2008*
Sample Depth					*(6-8) FT*	*(6-8) FT*	*(6-8) FT*	*(6-8) FT*
Sample Type	*Units*				*Duplicate*			
General Chemistry								
Carbonate (as CaCO3)	mg/kg	nc	nc	nc	-	-	-	-
Chloride	mg/kg	nc	nc	nc	-	-	-	-
Chloride	s.u.	nc	nc	nc	-	-	-	-
Cyanide (total)	mg/kg	40	140	230	-	-	-	-
N-Hexane extractable material	mg/kg	nc	nc	nc	-	-	-	-
Percent moisture	%	nc	nc	nc	-	-	-	-
pH	s.u.	nc	nc	nc	-	-	-	-
Saturated aliphatic hydrocarbons	mg/kg	nc	nc	nc	-	-	-	-
Sulfate	mg/kg	nc	nc	nc	-	-	-	-
Total solids	%	nc	nc	nc	88.7	85.0	90.3	90.0

Notes
mg/kg - Milligrams per kilogram
"-" - No value
U - Not detected at the associated reporting limit
J - Estimated concentration
UJ - Not detected; associated reporting limit is estimated
R - Rejected
s.u. - Standard units
nc - No criteria
ND - Non Detect (calculation)
BOLD[abc] Concentration exceeds associated screening level
IDEM Appendix A: Screening Levels Remedation Closure Guide - March 25, 2014
a - Exceeds IDEM residential migration to ground water screening levels
b - Exceeds IDEM commercial/industrial direct contact screening levels
c - Exceeds IDEM excavation direct contact screening levels

APPENDIX G.1

SOIL QUALITY DATA
RFI REPORT
FORMER MANUAL TRANSMISSIONS OF MUNCIE FACILITY
MUNCIE, INDIANA

AOI		*AOI 12.5*	*AOI 12.5*	*AOI 12.5*	*AOI 12.5*	*AOI 12.5*	*AOI 12.5*
Sample Location		*SB-56*	*SB-58*	*SB-60*	*SB-61*	*SB-58*	*SB-62*
Sample Identification		*S-017324-111808-NH-007*	*S-017324-111808-NH-008*	*S-017324-111808-NH-010*	*S-017324-111808-NH-011*	*S-017324-111808-NH-009*	*S-017324-112008-NH-033*
Sample Date		*11/18/2008*	*11/18/2008*	*11/18/2008*	*11/18/2008*	*11/18/2008*	*11/20/2008*
Sample Depth		*(6-8) FT*	*(6-8) FT*	*(6-8) FT*	*(6-8) FT*	*(8-10) FT*	*(6-8) FT*
Sample Type	*Units*						
Volatile Organic Compounds (VOCs)							
Acetone	mg/kg	0.019 U	0.019 U	0.019	0.021 U	0.017 U	0.018 U
Benzene	mg/kg	0.0047 U	0.0046 U	0.0042 U	0.0052 U	0.0042 U	0.0044 U
Benzyl alcohol	mg/kg	-	-	-	-	-	-
Bromodichloromethane	mg/kg	0.0047 U	0.0046 U	0.0042 U	0.0052 U	0.0042 U	0.0044 U
Bromoform	mg/kg	0.0047 U	0.0046 U	0.0042 U	0.0052 U	0.0042 U	0.0044 U
Bromomethane (Methyl bromide)	mg/kg	0.0047 U	0.0046 U	0.0042 U	0.0052 U	0.0042 U	0.0044 U
2-Butanone (Methyl ethyl ketone) (MEK)	mg/kg	0.019 U	0.019 U	0.017 U	0.021 U	0.017 U	0.018 U
Carbon disulfide	mg/kg	0.0047 U	0.0046 U	0.0042 U	0.0052 U	0.0042 U	0.0044 U
Carbon tetrachloride	mg/kg	0.0047 U	0.0046 U	0.0042 U	0.0052 U	0.0042 U	0.0044 U
4-Chloroaniline	mg/kg	-	-	-	-	-	-
Chlorobenzene	mg/kg	0.0047 U	0.0046 U	0.0042 U	0.0052 U	0.0042 U	0.0044 U
Chloroethane	mg/kg	0.0047 U	0.0046 U	0.0042 U	0.0052 U	0.0042 U	0.0044 U
2-Chloroethyl vinyl ether	mg/kg	-	-	-	-	-	-
Chloroform (Trichloromethane)	mg/kg	0.0047 U	0.0046 U	0.0042 U	0.0052 U	0.0042 U	0.0044 U
Chloromethane (Methyl chloride)	mg/kg	0.0047 U	0.0046 U	0.0042 U	0.0052 U	0.0042 U	0.0044 U
Cyclohexane	mg/kg	0.0094 U	0.0093 U	0.0085 U	0.01 U	0.0084 U	0.0088 U
Dibenzofuran	mg/kg	-	-	-	-	-	-
1,2-Dibromo-3-chloropropane (DBCP)	mg/kg	0.0094 U	0.0093 U	0.0085 U	0.01 U	0.0084 U	0.0088 U
Dibromochloromethane	mg/kg	0.0047 U	0.0046 U	0.0042 U	0.0052 U	0.0042 U	0.0044 U
1,2-Dibromoethane (Ethylene dibromide)	mg/kg	0.0047 U	0.0046 U	0.0042 U	0.0052 U	0.0042 U	0.0044 U
1,2-Dichlorobenzene	mg/kg	0.0047 U	0.0046 U	0.0042 U	0.0052 U	0.0042 U	0.0044 U
1,3-Dichlorobenzene	mg/kg	0.0047 U	0.0046 U	0.0042 U	0.0052 U	0.0042 U	0.0044 U
1,4-Dichlorobenzene	mg/kg	0.0047 U	0.0046 U	0.0042 U	0.0052 U	0.0042 U	0.0044 U
Dichlorodifluoromethane (CFC-12)	mg/kg	0.0047 U	0.0046 U	0.0042 U	0.0052 U	0.0042 U	0.0044 U
Dichloroethane	mg/kg	-	-	-	-	-	-
1,1-Dichloroethane	mg/kg	0.0047 U	0.0046 U	0.0042 U	0.0052 U	0.0042 U	0.0044 U
1,2-Dichloroethane	mg/kg	0.0047 U	0.0046 U	0.0042 U	0.0052 U	0.0042 U	0.0044 U
Dichloroethene	mg/kg	-	-	-	-	-	-
1,2-Dichloroethene (total)	mg/kg	-	-	-	-	-	-
1,1-Dichloroethene	mg/kg	0.0047 U	0.0046 U	0.0042 U	0.0052 U	0.0042 U	0.0044 U
cis-1,2-Dichloroethene	mg/kg	0.0047 U	0.0046 U	0.0042 U	0.0052 U	0.0042 U	0.0044 U
trans-1,2-Dichloroethene	mg/kg	0.0047 U	0.0046 U	0.0042 U	0.0052 U	0.0042 U	0.0044 U
1,2-Dichloropropane	mg/kg	0.0047 U	0.0046 U	0.0042 U	0.0052 U	0.0042 U	0.0044 U
cis-1,3-Dichloropropene	mg/kg	0.0047 U	0.0046 U	0.0042 U	0.0052 U	0.0042 U	0.0044 U
trans-1,3-Dichloropropene	mg/kg	0.0047 U	0.0046 U	0.0042 U	0.0052 U	0.0042 U	0.0044 U
Ethylbenzene	mg/kg	0.0047 U	0.013	0.0042 U	0.0052 U	0.0042 U	0.0044 U
2-Hexanone	mg/kg	0.019 U	0.019 U	0.017 U	0.021 U	0.017 U	0.018 U
Isopropyl benzene	mg/kg	0.0047 U	0.078	0.0042 U	0.0052 U	0.011	0.0044 U
Methyl acetate	mg/kg	0.0094 U	0.0093 U	0.0085 U	0.01 U	0.0084 U	0.0088 U
Methyl cyclohexane	mg/kg	0.0094 U	0.0093 U	0.0085 U	0.01 U	0.0084 U	0.0088 U
Methyl tert butyl ether (MTBE)	mg/kg	0.019 U	0.019 U	0.017 U	0.021 U	0.017 U	0.018 U
4-Methyl-2-pentanone (MIBK)	mg/kg	0.019 U	0.019 U	0.017 U	0.021 U	0.017 U	0.018 U
Methylene chloride	mg/kg	0.0047 U	0.0077	0.0042 U	0.0052 U	0.0042 U	0.018
Styrene	mg/kg	0.0047 U	0.0046 U	0.0042 U	0.0052 U	0.0042 U	0.0044 U
1,1,2,2-Tetrachloroethane	mg/kg	0.0047 U	0.0046 U	0.0042 U	0.0052 U	0.0042 U	0.0044 U
Tetrachloroethene	mg/kg	0.0047 U	**0.083**[a]	0.0042 U	0.0052 U	0.0068	0.0044 U

APPENDIX G.1

SOIL QUALITY DATA
RFI REPORT
FORMER MANUAL TRANSMISSIONS OF MUNCIE FACILITY
MUNCIE, INDIANA

AOI		*AOI 12.5*	*AOI 12.5*	*AOI 12.5*	*AOI 12.5*	*AOI 12.5*	*AOI 12.5*
Sample Location		*SB-56*	*SB-58*	*SB-60*	*SB-61*	*SB-58*	*SB-62*
Sample Identification		*S-017324-111808-NH-007*	*S-017324-111808-NH-008*	*S-017324-111808-NH-010*	*S-017324-111808-NH-011*	*S-017324-111808-NH-009*	*S-017324-112008-NH-033*
Sample Date		*11/18/2008*	*11/18/2008*	*11/18/2008*	*11/18/2008*	*11/18/2008*	*11/20/2008*
Sample Depth		*(6-8) FT*	*(6-8) FT*	*(6-8) FT*	*(6-8) FT*	*(8-10) FT*	*(6-8) FT*
Sample Type	*Units*						
VOCs (Continued)							
Toluene	mg/kg	0.0047 U	0.0046 U	0.0042 U	0.0052 U	0.0042 U	0.0044 U
1,2,4-Trichlorobenzene	mg/kg	0.0047 U	0.0046 U	0.0042 U	0.0052 U	0.0042 U	0.0044 U
Trichloroethane	mg/kg	-	-	-	-	-	-
1,1,1-Trichloroethane	mg/kg	0.0047 U	0.0046 U	0.0042 U	0.0052 U	0.0042 U	0.0044 U
1,1,2-Trichloroethane	mg/kg	0.0047 U	0.0046 U	0.0042 U	0.0052 U	0.0042 U	0.0044 U
Trichloroethene	mg/kg	0.0047 U	0.0046 U	0.0042 U	0.0052 U	0.0042 U	0.0044 U
Trichlorofluoromethane (CFC-11)	mg/kg	0.0047 U	0.0046 U	0.0042 U	0.0052 U	0.0042 U	0.0044 U
Trifluorotrichloroethane (Freon 113)	mg/kg	0.0047 U	0.0046 U	0.0042 U	0.0052 U	0.0042 U	0.0044 U
Vinyl acetate	mg/kg	-	-	-	-	-	-
Vinyl chloride	mg/kg	0.0047 U	0.0046 U	0.0042 U	0.0052 U	0.0042 U	0.0044 U
Xylenes (total)	mg/kg	0.0094 U	0.052	0.0085 U	0.01 U	0.0084 U	0.0088 U
Semi-Volatile Organic Compounds (SVOCs)							
Acenaphthene	mg/kg	0.38 U	17 U	0.36 U	0.35 U	0.37 U	0.37 U
Acenaphthylene	mg/kg	0.38 U	17 U	0.36 U	0.35 U	0.37 U	0.37 U
Acetophenone	mg/kg	0.076 U	3.5 U	0.073 U	0.07 U	0.074 U	0.075 U
Anthracene	mg/kg	0.38 U	17 U	0.36 U	0.35 U	0.37 U	0.37 U
Atrazine	mg/kg	0.38 U	17 U	0.36 U	0.35 U	0.37 U	0.37 U
Benzaldehyde	mg/kg	0.38 U	17 U	0.36 U	0.35 U	0.37 U	0.37 U
Benzo(a)anthracene	mg/kg	0.38 U	17 U	0.36 U	0.35 U	0.37 U	0.37 U
Benzo(a)pyrene	mg/kg	0.38 U	17 U	0.36 U	0.35 U	0.37 U	0.37 U
Benzo(b)fluoranthene	mg/kg	0.38 U	17 U	0.36 U	0.35 U	0.37 U	0.37 U
Benzo(g,h,i)perylene	mg/kg	0.38 U	17 U	0.36 U	0.35 U	0.37 U	0.37 U
Benzo(k)fluoranthene	mg/kg	0.38 U	17 U	0.36 U	0.35 U	0.37 U	0.37 U
Benzoic acid	mg/kg	-	-	-	-	-	-
Biphenyl (1,1-Biphenyl)	mg/kg	0.38 U	17 U	0.36 U	0.35 U	0.37 U	0.37 U
4-Bromophenyl phenyl ether	mg/kg	0.38 U	17 U	0.36 U	0.35 U	0.37 U	0.37 U
Butyl benzylphthalate (BBP)	mg/kg	0.38 U	17 U	0.36 U	0.35 U	0.37 U	0.37 U
Caprolactam	mg/kg	0.38 U	17 U	0.36 U	0.35 U	0.37 U	0.37 U
Carbazole	mg/kg	0.38 U	17 U	0.36 U	0.35 U	0.37 U	0.37 U
4-Chloro-3-methylphenol	mg/kg	0.38 U	17 U	0.36 U	0.35 U	0.37 U	0.37 U
4-Chloroaniline	mg/kg	0.38 U	17 U	0.36 U	0.35 U	0.37 U	0.37 U
bis(2-Chloroethoxy)methane	mg/kg	0.38 U	17 U	0.36 U	0.35 U	0.37 U	0.37 U
bis(2-Chloroethyl)ether	mg/kg	0.38 U	17 U	0.36 U	0.35 U	0.37 U	0.37 U
2-Chloronaphthalene	mg/kg	0.38 U	17 U	0.36 U	0.35 U	0.37 U	0.37 U
2-Chlorophenol	mg/kg	0.38 U	17 U	0.36 U	0.35 U	0.37 U	0.37 U
4-Chlorophenyl phenyl ether	mg/kg	0.38 U	17 U	0.36 U	0.35 U	0.37 U	0.37 U
Chrysene	mg/kg	0.38 U	17 U	0.36 U	0.35 U	0.37 U	0.37 U
Dibenz(a,h)anthracene	mg/kg	0.38 U	17 U	0.36 U	0.35 U	0.37 U	0.37 U
Dibenzofuran	mg/kg	0.38 U	17 U	0.36 U	0.35 U	0.37 U	0.37 U
1,2-Dichlorobenzene	mg/kg	-	-	-	-	-	-
1,3-Dichlorobenzene	mg/kg	-	-	-	-	-	-
1,4-Dichlorobenzene	mg/kg	-	-	-	-	-	-
3,3'-Dichlorobenzidine	mg/kg	1.8 U	84 U	1.7 U	1.7 U	1.8 U	1.8 U
2,4-Dichlorophenol	mg/kg	0.38 U	17 U	0.36 U	0.35 U	0.37 U	0.37 U

APPENDIX G.1

SOIL QUALITY DATA
RFI REPORT
FORMER MANUAL TRANSMISSIONS OF MUNCIE FACILITY
MUNCIE, INDIANA

AOI		*AOI 12.5*	*AOI 12.5*	*AOI 12.5*	*AOI 12.5*	*AOI 12.5*	*AOI 12.5*
Sample Location		*SB-56*	*SB-58*	*SB-60*	*SB-61*	*SB-58*	*SB-62*
Sample Identification		*S-017324-111808-NH-007*	*S-017324-111808-NH-008*	*S-017324-111808-NH-010*	*S-017324-111808-NH-011*	*S-017324-111808-NH-009*	*S-017324-112008-NH-033*
Sample Date		*11/18/2008*	*11/18/2008*	*11/18/2008*	*11/18/2008*	*11/18/2008*	*11/20/2008*
Sample Depth		*(6-8) FT*	*(6-8) FT*	*(6-8) FT*	*(6-8) FT*	*(8-10) FT*	*(6-8) FT*
Sample Type	*Units*						
SVOCs (Continued)							
Diethyl phthalate	mg/kg	0.38 U	17 U	0.36 U	0.35 U	0.37 U	0.37 U
Dimethyl phthalate	mg/kg	0.38 U	17 U	0.36 U	0.35 U	0.37 U	0.37 U
2,4-Dimethylphenol	mg/kg	0.38 U	17 U	0.36 U	0.35 U	0.37 U	0.37 U
Di-n-butylphthalate (DBP)	mg/kg	0.38 U	17 U	0.36 U	0.35 U	0.37 U	0.37 U
4,6-Dinitro-2-methylphenol	mg/kg	1.8 U	84 U	1.7 U	1.7 U	1.8 U	1.8 U
2,4-Dinitrophenol	mg/kg	1.8 U	84 U	1.7 U	1.7 U	1.8 U	1.8 U
2,4-Dinitrotoluene	mg/kg	0.38 U	17 U	0.36 U	0.35 U	0.37 U	0.37 U
2,6-Dinitrotoluene	mg/kg	0.38 U	17 U	0.36 U	0.35 U	0.37 U	0.37 U
Di-n-octyl phthalate (DnOP)	mg/kg	0.38 U	17 U	0.36 U	0.35 U	0.37 U	0.37 U
bis(2-Ethylhexyl)phthalate (DEHP)	mg/kg	0.38 U	17 U	0.36 U	0.35 U	0.37	0.37 U
Fluoranthene	mg/kg	0.38 U	17 U	0.36 U	0.35 U	0.37 U	0.37 U
Fluorene	mg/kg	0.38 U	17 U	0.36 U	0.35 U	0.37 U	0.37 U
Hexachlorobenzene	mg/kg	0.38 U	17 U	0.36 U	0.35 U	0.37 U	0.37 U
Hexachlorobutadiene	mg/kg	0.38 U	17 U	0.36 U	0.35 U	0.37 U	0.37 U
Hexachlorocyclopentadiene	mg/kg	1.8 U	84 U	1.7 U	1.7 U	1.8 U	1.8 U
Hexachloroethane	mg/kg	0.38 U	17 U	0.36 U	0.35 U	0.37 U	0.37 U
Indeno(1,2,3-cd)pyrene	mg/kg	0.38 U	17 U	0.36 U	0.35 U	0.37 U	0.37 U
Isophorone	mg/kg	0.38 U	17 U	0.36 U	0.35 U	0.37 U	0.37 U
2-Methylnaphthalene	mg/kg	0.38 U	17 U	0.36 U	0.35 U	0.37 U	0.37 U
2-Methylphenol	mg/kg	0.38 U	17 U	0.36 U	0.35 U	0.37 U	0.37 U
3&4-Methylphenol	mg/kg	-	-	-	-	-	-
4-Methylphenol	mg/kg	0.38 U	17 U	0.36 U	0.35 U	0.37 U	0.37 U
Naphthalene	mg/kg	0.38 U	17 U	0.36 U	0.35 U	0.37 U	0.37 U
2-Nitroaniline	mg/kg	1.8 U	84 U	1.7 U	1.7 U	1.8 U	1.8 U
3-Nitroaniline	mg/kg	1.8 U	84 U	1.7 U	1.7 U	1.8 U	1.8 U
4-Nitroaniline	mg/kg	1.8 U	84 U	1.7 U	1.7 U	1.8 U	1.8 U
Nitrobenzene	mg/kg	0.38 U	17 U	0.36 U	0.35 U	0.37 U	0.37 U
2-Nitrophenol	mg/kg	0.38 U	17 U	0.36 U	0.35 U	0.37 U	0.37 U
4-Nitrophenol	mg/kg	1.8 U	84 U	1.7 U	1.7 U	1.8 U	1.8 U
N-Nitrosodi-n-propylamine	mg/kg	0.38 U	17 U	0.36 U	0.35 U	0.37 U	0.37 U
N-Nitrosodiphenylamine	mg/kg	0.38 U	17 U	0.36 U	0.35 U	0.37 U	0.37 U
N-Nitrosodimethylamine	mg/kg	-	-	-	-	-	-
2,2'-Oxybis(1-chloropropane)	mg/kg	0.38 U	17 U	0.36 U	0.35 U	0.37 U	0.37 U
Pentachlorophenol	mg/kg	0.38 U	17 U	0.36 U	0.35 U	0.37 U	0.37 U
Phenanthrene	mg/kg	0.38 U	17 U	0.36 U	0.35 U	0.37 U	0.37 U
Phenol	mg/kg	0.38 U	17 U	0.36 U	0.35 U	0.37 U	0.37 U
Pyrene	mg/kg	0.38 U	17 U	0.36 U	0.35 U	0.37 U	0.37 U
1,2,4-Trichlorobenzene	mg/kg	-	-	-	-	-	-
2,4,5-Trichlorophenol	mg/kg	0.38 U	17 U	0.36 U	0.35 U	0.37 U	0.37 U
2,4,6-Trichlorophenol	mg/kg	0.38 U	17 U	0.36 U	0.35 U	0.37 U	0.37 U

APPENDIX G.1

SOIL QUALITY DATA
RFI REPORT
FORMER MANUAL TRANSMISSIONS OF MUNCIE FACILITY
MUNCIE, INDIANA

AOI		*AOI 12.5*	*AOI 12.5*	*AOI 12.5*	*AOI 12.5*	*AOI 12.5*	*AOI 12.5*
Sample Location		*SB-56*	*SB-58*	*SB-60*	*SB-61*	*SB-58*	*SB-62*
Sample Identification		*S-017324-111808-NH-007*	*S-017324-111808-NH-008*	*S-017324-111808-NH-010*	*S-017324-111808-NH-011*	*S-017324-111808-NH-009*	*S-017324-112008-NH-033*
Sample Date		*11/18/2008*	*11/18/2008*	*11/18/2008*	*11/18/2008*	*11/18/2008*	*11/20/2008*
Sample Depth		*(6-8) FT*	*(6-8) FT*	*(6-8) FT*	*(6-8) FT*	*(8-10) FT*	*(6-8) FT*
Sample Type	*Units*						
Polychlorinated Biphenyls (PCBs)							
Aroclor-1016 (PCB-1016)	mg/kg	0.038 U	0.35 U	0.036 U	0.035 U	0.037 U	0.037 U
Aroclor-1221 (PCB-1221)	mg/kg	0.038 U	0.35 U	0.036 U	0.035 U	0.037 U	0.037 U
Aroclor-1232 (PCB-1232)	mg/kg	0.038 U	0.35 U	0.036 U	0.035 U	0.037 U	0.037 U
Aroclor-1242 (PCB-1242)	mg/kg	0.038 U	0.35 U	0.036 U	0.035 U	0.037 U	0.037 U
Aroclor-1248 (PCB-1248)	mg/kg	0.038 U	0.35 U	0.036 U	0.035 U	0.037 U	0.037 U
Aroclor-1254 (PCB-1254)	mg/kg	0.038 U	0.35 U	0.036 U	0.035 U	0.037 U	0.037 U
Aroclor-1260 (PCB-1260)	mg/kg	0.038 U	0.35 U	0.036 U	0.035 U	0.037 U	0.037 U
Total PCBs	mg/kg	ND	ND	ND	ND	ND	ND
Total Petroleum Hydrocarbons (TPH)							
Total Petroleum Hydrocarbons - Diesel	mg/kg	-	-	-	-	-	-
Total Petroleum Hydrocarbons - Gas	mg/kg	-	-	-	-	-	-
Total Petroleum Hydrocarbons - Oil	mg/kg	-	-	-	-	-	-
Total Petroleum Hydrocarbons	mg/kg	-	-	-	-	-	-
Total Petroleum Hydrocarbons - Purgeable (GRO)	mg/kg	-	-	-	-	-	-
Total Petroleum Hydrocarbons (C10-C20)	mg/kg	-	-	-	-	-	-
Total Petroleum Hydrocarbons (C20-C34)	mg/kg	-	-	-	-	-	-
Total Petroleum Hydrocarbons (C6-C10) GRO	mg/kg	-	-	-	-	-	-
Metals							
Aluminum	mg/kg	3020	2710	3440	1180	2830	2760
Antimony	mg/kg	6.8 U	6.3 U	6.5 U	6.3 U	6.7 U	6.8 U
Arsenic	mg/kg	4.6	2.9	**7.7**[a]	2.4	3.4	4.6
Barium	mg/kg	-	-	-	-	-	-
Beryllium	mg/kg	-	-	-	-	-	-
Cadmium	mg/kg	0.57 U	0.53 U	0.54 U	0.53 U	0.56 U	0.56 U
Calcium	mg/kg	-	-	-	-	-	-
Chromium	mg/kg	6.7	4.7	7.7	2.5	5.3	5.9
Chromium VI (hexavalent)	mg/kg	-	-	-	-	-	-
Cobalt	mg/kg	5.7 U	5.3 U	5.4 U	5.3 U	5.6 U	5.6 U
Copper	mg/kg	10.5	7.5	12.5	3.6	8.4	11.6
Iron	mg/kg	**9610**[a]	**6600**[a]	**16500**[a]	3790	**7840**[a]	**9550**[a]
Lead	mg/kg	8.1	4.1	6.1	3.7	4.5	6.0
Magnesium	mg/kg	-	-	-	-	-	-
Manganese	mg/kg	246	164	318	184	180	215
Mercury	mg/kg	0.11 U	0.11 U	0.11 U	0.11 U	0.11 U	0.11 U
Nickel	mg/kg	8.5	7.4	12.3	4.2 U	7.9	9.7
Potassium	mg/kg	569 U	731	919	529 U	743	593
Selenium	mg/kg	0.57 U	0.53 U	0.54 U	0.53 U	0.56 U	0.56 U
Silver	mg/kg	1.1 U	1.1 U	1.1 U	1.1 U	1.1 U	1.1 U
Sodium	mg/kg	569 U	526 U	545 U	529 U	559 U	564 U
Thallium	mg/kg	1.1 U	1.1 U	1.1 U	1.1 U	1.1 U	1.1 U
Vanadium	mg/kg	9.8	7.6	14.6	5.3 U	8.1	8.6
Zinc	mg/kg	35.8	22.5	41.1	13.4	26.0	43.0

APPENDIX G.1

SOIL QUALITY DATA
RFI REPORT
FORMER MANUAL TRANSMISSIONS OF MUNCIE FACILITY
MUNCIE, INDIANA

AOI		***AOI 12.5***	***AOI 12.5***	***AOI 12.5***	***AOI 12.5***	***AOI 12.5***	***AOI 12.5***
Sample Location		***SB-56***	***SB-58***	***SB-60***	***SB-61***	***SB-58***	***SB-62***
Sample Identification		***S-017324-111808-NH-007***	***S-017324-111808-NH-008***	***S-017324-111808-NH-010***	***S-017324-111808-NH-011***	***S-017324-111808-NH-009***	***S-017324-112008-NH-033***
Sample Date		***11/18/2008***	***11/18/2008***	***11/18/2008***	***11/18/2008***	***11/18/2008***	***11/20/2008***
Sample Depth		***(6-8) FT***	***(6-8) FT***	***(6-8) FT***	***(6-8) FT***	***(8-10) FT***	***(6-8) FT***
Sample Type	***Units***						
General Chemistry							
Carbonate (as CaCO3)	mg/kg	-	-	-	-	-	-
Chloride	mg/kg	-	-	-	-	-	-
Chloride	s.u.	-	-	-	-	-	-
Cyanide (total)	mg/kg	-	-	-	-	-	-
N-Hexane extractable material	mg/kg	-	-	-	-	-	-
Percent moisture	%	-	-	-	-	-	-
pH	s.u.	-	-	-	-	-	-
Saturated aliphatic hydrocarbons	mg/kg	-	-	-	-	-	-
Sulfate	mg/kg	-	-	-	-	-	-
Total solids	%	87.9	95.1	91.8	94.6	89.4	88.7

Notes
mg/kg - Milligrams per kilogram
"-" - No value
U - Not detected at the associated reporting limit
J - Estimated concentration
UJ - Not detected; associated reporting limit is estimated
R - Rejected
s.u. - Standard units
nc - No criteria
ND - Non Detect (calculation)
BOLD[abc] Concentration exceeds associated screening level
IDEM Appendix A: Screening Levels Remedation Closure Guide - March 25, 2014
a - Exceeds IDEM residential migration to ground water screening levels
b - Exceeds IDEM commercial/industrial direct contact screening levels
c - Exceeds IDEM excavation direct contact screening levels

APPENDIX G.1

SOIL QUALITY DATA
RFI REPORT
FORMER MANUAL TRANSMISSIONS OF MUNCIE FACILITY
MUNCIE, INDIANA

AOI		*AOI 12.5*	*AOI 12.5*	*AOI 12.5*	*AOI 12.5*	*AOI 13*	*AOI 13*
Sample Location		*SB-63*	*SB-64*	*SB-67*	*SB-68*	*BH20-11*	*BH20-11*
Sample Identification		*S-017324-112008-NH-032*	*S-017324-112008-NH-034*	*S-017324-112008-NH-035*	*S-017324-112008-NH-036*	*S-017324-113011-TP-140*	*S-017324-113011-TP-141*
Sample Date		*11/20/2008*	*11/20/2008*	*11/20/2008*	*11/20/2008*	*11/30/2011*	*11/30/2011*
Sample Depth		*(6-8) FT*	*(6-8) FT*	*(6-8) FT*	*(6-8) FT*	*(2-4) ft BGS*	*(6-8) ft BGS*
Sample Type	*Units*						
Volatile Organic Compounds (VOCs)							
Acetone	mg/kg	0.023 U	0.019 U	1 U	0.016 U	0.0066 U	0.0082 U
Benzene	mg/kg	0.0057 U	0.0046 U	0.26 U	0.004 U	0.0017 U	0.002 U
Benzyl alcohol	mg/kg	-	-	-	-	-	-
Bromodichloromethane	mg/kg	0.0057 U	0.0046 U	0.26 U	0.004 U	0.0017 U	0.002 U
Bromoform	mg/kg	0.0057 U	0.0046 U	0.26 U	0.004 U	0.0017 U	0.002 U
Bromomethane (Methyl bromide)	mg/kg	0.0057 U	0.0046 U	0.26 U	0.004 U	0.0017 U	0.002 U
2-Butanone (Methyl ethyl ketone) (MEK)	mg/kg	0.023 U	0.019 U	1 U	0.016 U	0.0066 U	0.0082 U
Carbon disulfide	mg/kg	0.0057 U	0.0046 U	0.26 U	0.004 U	0.0017 U	0.002 U
Carbon tetrachloride	mg/kg	0.0057 U	0.0046 U	0.26 U	0.004 U	0.0017 U	0.002 U
4-Chloroaniline	mg/kg	-	-	-	-	-	-
Chlorobenzene	mg/kg	0.0057 U	0.0046 U	0.26 U	0.004 U	0.0017 U	0.002 U
Chloroethane	mg/kg	0.0057 U	0.0046 U	0.26 U	0.004 U	0.0017 U	0.002 U
2-Chloroethyl vinyl ether	mg/kg	-	-	-	-	-	-
Chloroform (Trichloromethane)	mg/kg	0.0057 U	0.0046 U	0.26 U	0.004 U	0.0017 U	0.002 U
Chloromethane (Methyl chloride)	mg/kg	0.0057 U	0.0046 U	0.26 U	0.004 U	0.0017 U	0.002 U
Cyclohexane	mg/kg	0.011 U	0.0093 U	0.51 U	0.0081 U	0.0033 U	0.0041 U
Dibenzofuran	mg/kg	-	-	-	-	-	-
1,2-Dibromo-3-chloropropane (DBCP)	mg/kg	0.011 U	0.0093 U	0.51 U	0.0081 U	0.0033 U	0.0041 U
Dibromochloromethane	mg/kg	0.0057 U	0.0046 U	0.26 U	0.004 U	0.0017 U	0.002 U
1,2-Dibromoethane (Ethylene dibromide)	mg/kg	0.0057 U	0.0046 U	0.26 U	0.004 U	0.0017 U	0.002 U
1,2-Dichlorobenzene	mg/kg	0.0057 U	0.0046 U	0.26 U	0.004 U	0.0017 U	0.002 U
1,3-Dichlorobenzene	mg/kg	0.0057 U	0.0046 U	0.26 U	0.004 U	0.0017 U	0.002 U
1,4-Dichlorobenzene	mg/kg	0.0057 U	0.0046 U	0.26 U	0.004 U	0.0017 U	0.002 U
Dichlorodifluoromethane (CFC-12)	mg/kg	0.0057 U	0.0046 U	0.26 U	0.004 U	0.0017 U	0.002 U
Dichloroethane	mg/kg	-	-	-	-	-	-
1,1-Dichloroethane	mg/kg	0.0057 U	0.0046 U	0.26 U	0.004 U	0.0017 U	0.002 U
1,2-Dichloroethane	mg/kg	0.0057 U	0.0046 U	0.26 U	0.004 U	0.00029 J	0.00039 J
Dichloroethene	mg/kg	-	-	-	-	-	-
1,2-Dichloroethene (total)	mg/kg	-	-	-	-	-	-
1,1-Dichloroethene	mg/kg	0.0057 U	0.0046 U	0.26 U	0.004 U	0.0017 U	0.002 U
cis-1,2-Dichloroethene	mg/kg	0.0057 U	0.0046 U	0.26 U	0.004 U	0.0017 U	0.002 U
trans-1,2-Dichloroethene	mg/kg	0.0057 U	0.0046 U	0.26 U	0.004 U	0.0017 U	0.002 U
1,2-Dichloropropane	mg/kg	0.0057 U	0.0046 U	0.26 U	0.004 U	0.0017 U	0.002 U
cis-1,3-Dichloropropene	mg/kg	0.0057 U	0.0046 U	0.26 U	0.004 U	0.0017 U	0.002 U
trans-1,3-Dichloropropene	mg/kg	0.0057 U	0.0046 U	0.26 U	0.004 U	0.0017 U	0.002 U
Ethylbenzene	mg/kg	0.0057 U	0.0046 U	0.26 U	0.004 U	0.0017 U	0.002 U
2-Hexanone	mg/kg	0.023 U	0.019 U	1 U	0.016 U	0.0066 U	0.0082 U
Isopropyl benzene	mg/kg	0.0057 U	0.0046 U	0.26 U	0.004 U	0.0017 U	0.002 U
Methyl acetate	mg/kg	0.011 U	0.0093 U	0.51 U	0.0081 U	0.00063 J	0.0041 U
Methyl cyclohexane	mg/kg	0.011 U	0.0093 U	0.51 U	0.0081 U	0.0033 U	0.0041 U
Methyl tert butyl ether (MTBE)	mg/kg	0.023 U	0.019 U	1 U	0.016 U	0.0066 U	0.0082 U
4-Methyl-2-pentanone (MIBK)	mg/kg	0.023 U	0.019 U	1 U	0.016 U	0.0066 U	0.0082 U
Methylene chloride	mg/kg	0.024	0.014	0.26 U	0.014	0.0017 U	0.002 U
Styrene	mg/kg	0.0057 U	0.0046 U	0.26 U	0.004 U	0.0017 U	0.002 U
1,1,2,2-Tetrachloroethane	mg/kg	0.0057 U	0.0046 U	0.26 U	0.004 U	0.0017 U	0.002 U
Tetrachloroethene	mg/kg	0.0057 U	0.0046 U	0.26 U	0.004 U	0.0017 U	0.002 U

APPENDIX G.1

SOIL QUALITY DATA
RFI REPORT
FORMER MANUAL TRANSMISSIONS OF MUNCIE FACILITY
MUNCIE, INDIANA

AOI		*AOI 12.5*	*AOI 12.5*	*AOI 12.5*	*AOI 12.5*	*AOI 13*	*AOI 13*
Sample Location		*SB-63*	*SB-64*	*SB-67*	*SB-68*	*BH20-11*	*BH20-11*
Sample Identification		*S-017324-112008-NH-032*	*S-017324-112008-NH-034*	*S-017324-112008-NH-035*	*S-017324-112008-NH-036*	*S-017324-113011-TP-140*	*S-017324-113011-TP-141*
Sample Date		*11/20/2008*	*11/20/2008*	*11/20/2008*	*11/20/2008*	*11/30/2011*	*11/30/2011*
Sample Depth		*(6-8) FT*	*(6-8) FT*	*(6-8) FT*	*(6-8) FT*	*(2-4) ft BGS*	*(6-8) ft BGS*
Sample Type	*Units*						
VOCs (Continued)							
Toluene	mg/kg	0.0057 U	0.0046 U	0.26 U	0.004 U	0.00033 J	0.002 U
1,2,4-Trichlorobenzene	mg/kg	0.0057 U	0.0046 U	0.26 U	0.004 U	0.0017 U	0.002 U
Trichloroethane	mg/kg	-	-	-	-	-	-
1,1,1-Trichloroethane	mg/kg	0.0057 U	0.0046 U	0.26 U	0.004 U	0.0017 U	0.002 U
1,1,2-Trichloroethane	mg/kg	0.0057 U	0.0046 U	0.26 U	0.004 U	0.0017 U	0.002 U
Trichloroethene	mg/kg	0.0057 U	0.0046 U	0.26 U	0.004 U	0.0017 U	0.002 U
Trichlorofluoromethane (CFC-11)	mg/kg	0.0057 U	0.0046 U	0.26 U	0.004 U	0.0017 U	0.002 U
Trifluorotrichloroethane (Freon 113)	mg/kg	0.0057 U	0.0046 U	0.26 U	0.004 U	0.0017 U	0.002 U
Vinyl acetate	mg/kg	-	-	-	-	-	-
Vinyl chloride	mg/kg	0.0057 U	0.0046 U	0.26 U	0.004 U	0.0017 U	0.002 U
Xylenes (total)	mg/kg	0.011 U	0.0093 U	0.51 U	0.0081 U	0.0033 U	0.0041 U
Semi-Volatile Organic Compounds (SVOCs)							
Acenaphthene	mg/kg	0.43 U	0.94 U	0.36 U	0.36 U	0.0076 U	0.0074 U
Acenaphthylene	mg/kg	0.43 U	0.94 U	0.36 U	0.36 U	0.0076 U	0.0074 U
Acetophenone	mg/kg	0.087 U	0.19 U	0.074 U	0.073 U	0.11 U	0.11 U
Anthracene	mg/kg	0.43 U	0.94 U	0.36 U	0.36 U	0.0076 U	0.0074 U
Atrazine	mg/kg	0.43 U	0.94 U	0.36 U	0.36 U	0.23 U	0.22 U
Benzaldehyde	mg/kg	0.43 U	0.94 U	0.36 U	0.36 U	0.11 U	0.11 U
Benzo(a)anthracene	mg/kg	0.43 U	1.5	0.36 U	0.36 U	0.015	0.0074 U
Benzo(a)pyrene	mg/kg	0.43 U	**1.2**	0.36 U	0.36 U	0.0087	0.0074 U
Benzo(b)fluoranthene	mg/kg	0.43 U	1.6	0.36 U	0.36 U	0.016	0.0074 U
Benzo(g,h,i)perylene	mg/kg	0.43 U	0.94 U	0.36 U	0.36 U	0.011	0.0074 U
Benzo(k)fluoranthene	mg/kg	0.43 U	0.94 U	0.36 U	0.36 U	0.0077	0.0074 U
Benzoic acid	mg/kg	-	-	-	-	-	-
Biphenyl (1,1-Biphenyl)	mg/kg	0.43 U	0.94 U	0.36 U	0.36 U	0.057 U	0.055 U
4-Bromophenyl phenyl ether	mg/kg	0.43 U	0.94 U	0.36 U	0.36 U	0.057 U	0.055 U
Butyl benzylphthalate (BBP)	mg/kg	0.43 U	0.94 U	0.36 U	0.36 U	0.057 U	0.055 U
Caprolactam	mg/kg	0.43 U	0.94 U	0.36 U	0.36 U	0.37 U	0.37 U
Carbazole	mg/kg	0.43 U	0.94 U	0.36 U	0.36 U	0.057 U	0.055 U
4-Chloro-3-methylphenol	mg/kg	0.43 U	0.94 U	0.36 U	0.36 U	0.17 U	0.17 U
4-Chloroaniline	mg/kg	0.43 U	0.94 U	0.36 U	0.36 U	0.17 U	0.17 U
bis(2-Chloroethoxy)methane	mg/kg	0.43 U	0.94 U	0.36 U	0.36 U	0.11 U	0.11 U
bis(2-Chloroethyl)ether	mg/kg	0.43 U	0.94 U	0.36 U	0.36 U	0.11 U	0.11 U
2-Chloronaphthalene	mg/kg	0.43 U	0.94 U	0.36 U	0.36 U	0.057 U	0.055 U
2-Chlorophenol	mg/kg	0.43 U	0.94 U	0.36 U	0.36 U	0.057 U	0.055 U
4-Chlorophenyl phenyl ether	mg/kg	0.43 U	0.94 U	0.36 U	0.36 U	0.057 U	0.055 U
Chrysene	mg/kg	0.43 U	1.5	0.36 U	0.36 U	0.012	0.0074 U
Dibenz(a,h)anthracene	mg/kg	0.43 U	0.94 U	0.36 U	0.36 U	0.0076 U	0.0074 U
Dibenzofuran	mg/kg	0.43 U	0.94 U	0.36 U	0.36 U	0.057 U	0.055 U
1,2-Dichlorobenzene	mg/kg	-	-	-	-	-	-
1,3-Dichlorobenzene	mg/kg	-	-	-	-	-	-
1,4-Dichlorobenzene	mg/kg	-	-	-	-	-	-
3,3'-Dichlorobenzidine	mg/kg	2.1 U	4.6 U	1.8 U	1.8 U	R	0.11 U
2,4-Dichlorophenol	mg/kg	0.43 U	0.94 U	0.36 U	0.36 U	0.17 U	0.17 U

APPENDIX G.1

SOIL QUALITY DATA
RFI REPORT
FORMER MANUAL TRANSMISSIONS OF MUNCIE FACILITY
MUNCIE, INDIANA

AOI		*AOI 12.5*	*AOI 12.5*	*AOI 12.5*	*AOI 12.5*	*AOI 13*	*AOI 13*
Sample Location		*SB-63*	*SB-64*	*SB-67*	*SB-68*	*BH20-11*	*BH20-11*
Sample Identification		*S-017324-112008-NH-032*	*S-017324-112008-NH-034*	*S-017324-112008-NH-035*	*S-017324-112008-NH-036*	*S-017324-113011-TP-140*	*S-017324-113011-TP-141*
Sample Date		*11/20/2008*	*11/20/2008*	*11/20/2008*	*11/20/2008*	*11/30/2011*	*11/30/2011*
Sample Depth		*(6-8) FT*	*(6-8) FT*	*(6-8) FT*	*(6-8) FT*	*(2-4) ft BGS*	*(6-8) ft BGS*
Sample Type	*Units*						
SVOCs (Continued)							
Diethyl phthalate	mg/kg	0.43 U	0.94 U	0.36 U	0.36 U	0.057 U	0.055 U
Dimethyl phthalate	mg/kg	0.43 U	0.94 U	0.36 U	0.36 U	0.057 U	0.055 U
2,4-Dimethylphenol	mg/kg	0.43 U	0.94 U	0.36 U	0.36 U	0.17 U	0.17 U
Di-n-butylphthalate (DBP)	mg/kg	0.43 U	0.94 U	0.36 U	0.36 U	0.057 U	0.055 U
4,6-Dinitro-2-methylphenol	mg/kg	2.1 U	4.6 U	1.8 U	1.8 U	R	0.17 U
2,4-Dinitrophenol	mg/kg	2.1 U	4.6 U	1.8 U	1.8 U	R	0.37 U
2,4-Dinitrotoluene	mg/kg	0.43 U	0.94 U	0.36 U	0.36 U	0.23 U	0.22 U
2,6-Dinitrotoluene	mg/kg	0.43 U	0.94 U	0.36 U	0.36 U	0.23 U	0.22 U
Di-n-octyl phthalate (DnOP)	mg/kg	0.43 U	0.94 U	0.36 U	0.36 U	0.057 U	0.055 U
bis(2-Ethylhexyl)phthalate (DEHP)	mg/kg	0.43 U	0.94 U	0.36 U	0.36 U	0.047 J	0.033 J
Fluoranthene	mg/kg	1	4.2	0.36 U	0.36 U	0.018	0.0074 U
Fluorene	mg/kg	0.43 U	0.94 U	0.36 U	0.36 U	0.0076 U	0.0074 U
Hexachlorobenzene	mg/kg	0.43 U	0.94 U	0.36 U	0.36 U	0.0076 U	0.0074 U
Hexachlorobutadiene	mg/kg	0.43 U	0.94 U	0.36 U	0.36 U	0.057 U	0.055 U
Hexachlorocyclopentadiene	mg/kg	2.1 U	4.6 U	1.8 U	1.8 U	R	0.37 U
Hexachloroethane	mg/kg	0.43 U	0.94 U	0.36 U	0.36 U	0.057 U	0.055 U
Indeno(1,2,3-cd)pyrene	mg/kg	0.43 U	0.94 U	0.36 U	0.36 U	0.0085	0.0074 U
Isophorone	mg/kg	0.43 U	0.94 U	0.36 U	0.36 U	0.057 U	0.055 U
2-Methylnaphthalene	mg/kg	0.43 U	0.94 U	0.36 U	0.36 U	0.0076 U	0.0074 U
2-Methylphenol	mg/kg	0.43 U	0.94 U	0.36 U	0.36 U	0.23 U	0.22 U
3&4-Methylphenol	mg/kg	-	-	-	-	0.45 U	0.44 U
4-Methylphenol	mg/kg	0.43 U	0.94 U	0.36 U	0.36 U	-	-
Naphthalene	mg/kg	0.43 U	0.94 U	0.36 U	0.36 U	0.0076 U	0.0074 U
2-Nitroaniline	mg/kg	2.1 U	4.6 U	1.8 U	1.8 U	0.23 U	0.22 U
3-Nitroaniline	mg/kg	2.1 U	4.6 U	1.8 U	1.8 U	0.23 U	0.22 U
4-Nitroaniline	mg/kg	2.1 U	4.6 U	1.8 U	1.8 U	0.23 U	0.22 U
Nitrobenzene	mg/kg	0.43 U	0.94 U	0.36 U	0.36 U	0.11 U	0.11 U
2-Nitrophenol	mg/kg	0.43 U	0.94 U	0.36 U	0.36 U	0.057 U	0.055 U
4-Nitrophenol	mg/kg	2.1 U	4.6 U	1.8 U	1.8 U	0.37 U	0.37 U
N-Nitrosodi-n-propylamine	mg/kg	0.43 U	0.94 U	0.36 U	0.36 U	0.057 U	0.055 U
N-Nitrosodiphenylamine	mg/kg	0.43 U	0.94 U	0.36 U	0.36 U	0.057 U	0.055 U
N-Nitrosodimethylamine	mg/kg	-	-	-	-	-	-
2,2'-Oxybis(1-chloropropane)	mg/kg	0.43 U	0.94 U	0.36 U	0.36 U	0.11 U	0.11 U
Pentachlorophenol	mg/kg	0.43 U	0.94 U	0.36 U	0.36 U	R	0.17 U
Phenanthrene	mg/kg	0.62	2.3	0.36 U	0.36 U	0.01	0.0074 U
Phenol	mg/kg	0.43 U	0.94 U	0.36 U	0.36 U	0.057 U	0.055 U
Pyrene	mg/kg	0.76	3.3	0.36 U	0.36 U	0.017	0.0074 U
1,2,4-Trichlorobenzene	mg/kg	-	-	-	-	-	-
2,4,5-Trichlorophenol	mg/kg	0.43 U	0.94 U	0.36 U	0.36 U	0.17 U	0.17 U
2,4,6-Trichlorophenol	mg/kg	0.43 U	0.94 U	0.36 U	0.36 U	0.17 U	0.17 U

APPENDIX G.1

SOIL QUALITY DATA
RFI REPORT
FORMER MANUAL TRANSMISSIONS OF MUNCIE FACILITY
MUNCIE, INDIANA

AOI		*AOI 12.5*	*AOI 12.5*	*AOI 12.5*	*AOI 12.5*	*AOI 13*	*AOI 13*
Sample Location		*SB-63*	*SB-64*	*SB-67*	*SB-68*	*BH20-11*	*BH20-11*
Sample Identification		*S-017324-112008-NH-032*	*S-017324-112008-NH-034*	*S-017324-112008-NH-035*	*S-017324-112008-NH-036*	*S-017324-113011-TP-140*	*S-017324-113011-TP-141*
Sample Date		*11/20/2008*	*11/20/2008*	*11/20/2008*	*11/20/2008*	*11/30/2011*	*11/30/2011*
Sample Depth		*(6-8) FT*	*(6-8) FT*	*(6-8) FT*	*(6-8) FT*	*(2-4) ft BGS*	*(6-8) ft BGS*
Sample Type	*Units*						
Polychlorinated Biphenyls (PCBs)							
Aroclor-1016 (PCB-1016)	mg/kg	0.043 U	0.038 U	0.036 U	0.036 U	0.037 U	0.036 U
Aroclor-1221 (PCB-1221)	mg/kg	0.043 U	0.038 U	0.036 U	0.036 U	0.037 U	0.036 U
Aroclor-1232 (PCB-1232)	mg/kg	0.043 U	0.038 U	0.036 U	0.036 U	0.037 U	0.036 U
Aroclor-1242 (PCB-1242)	mg/kg	0.043 U	0.038 U	0.036 U	0.036 U	0.037 U	0.036 U
Aroclor-1248 (PCB-1248)	mg/kg	0.043 U	0.038 U	0.036 U	0.036 U	0.037 U	0.036 U
Aroclor-1254 (PCB-1254)	mg/kg	0.043 U	0.038 U	0.036 U	0.036 U	0.037 U	0.036 U
Aroclor-1260 (PCB-1260)	mg/kg	0.043 U	0.038 U	0.036 U	0.036 U	0.025 J	0.036 U
Total PCBs	mg/kg	ND	ND	ND	ND	0.025 J	ND
Total Petroleum Hydrocarbons (TPH)							
Total Petroleum Hydrocarbons - Diesel	mg/kg	-	-	-	-	-	-
Total Petroleum Hydrocarbons - Gas	mg/kg	-	-	-	-	-	-
Total Petroleum Hydrocarbons - Oil	mg/kg	-	-	-	-	-	-
Total Petroleum Hydrocarbons	mg/kg	-	-	-	-	-	-
Total Petroleum Hydrocarbons - Purgeable (GRO)	mg/kg	-	-	-	-	-	-
Total Petroleum Hydrocarbons (C10-C20)	mg/kg	-	-	-	-	-	-
Total Petroleum Hydrocarbons (C20-C34)	mg/kg	-	-	-	-	-	-
Total Petroleum Hydrocarbons (C6-C10) GRO	mg/kg	-	-	-	-	-	-
Metals							
Aluminum	mg/kg	12600	2650	1740	1130	2300	5900
Antimony	mg/kg	7.8 U	6.9 U	6.6 U	6.6 U	1.0 UJ	0.90 U
Arsenic	mg/kg	**22.1**[a]	3.8	3.4	2.6	5.8	5.4
Barium	mg/kg	-	-	-	-	17 J	57
Beryllium	mg/kg	-	-	-	-	0.14 J	0.39 J
Cadmium	mg/kg	0.65 U	0.57 U	0.55 U	0.55 U	0.17 J	0.17 J
Calcium	mg/kg	-	-	-	-	110000	110000
Chromium	mg/kg	26.5	5.6	4.3	2.8	5.9	8.6
Chromium VI (hexavalent)	mg/kg	-	-	-	-	-	-
Cobalt	mg/kg	6.5 U	5.7 U	5.5 U	5.5 U	3.2 J	**5.6**[a]
Copper	mg/kg	34.0	7.6	7.8	4.8	12	15
Iron	mg/kg	**43600**[a]	**6990**[a]	**6420**[a]	**7790**[a]	**7900**[a]	**12000**[a]
Lead	mg/kg	19.2	7.1	4.0	2.5	7.0	6.8
Magnesium	mg/kg	-	-	-	-	40000	40000
Manganese	mg/kg	148	182	104	189	310	280
Mercury	mg/kg	0.13 U	0.11 U	0.11 U	0.11 U	0.10 U	0.015 J
Nickel	mg/kg	20.6	6.8	7.1	4.4 U	9.5	15
Potassium	mg/kg	1430	572 U	553 U	547 U	470 J	1300
Selenium	mg/kg	0.65 U	0.57 U	0.55 U	0.55 U	0.52 U	0.45 U
Silver	mg/kg	1.3 U	1.1 U	1.1 U	1.1 U	0.52 U	0.45 U
Sodium	mg/kg	651 U	572 U	553 U	547 U	91 J	450 U
Thallium	mg/kg	1.3 U	1.1 U	1.1 U	1.1 U	1.0 U	0.90 U
Vanadium	mg/kg	68.8	8.6	6.4	5.5 U	9.0	14
Zinc	mg/kg	88.3	26.7	23.1	18.7	35	43

APPENDIX G.1

SOIL QUALITY DATA
RFI REPORT
FORMER MANUAL TRANSMISSIONS OF MUNCIE FACILITY
MUNCIE, INDIANA

AOI		***AOI 12.5***	***AOI 12.5***	***AOI 12.5***	***AOI 12.5***	***AOI 13***	***AOI 13***
Sample Location		***SB-63***	***SB-64***	***SB-67***	***SB-68***	***BH20-11***	***BH20-11***
Sample Identification		***S-017324-112008-NH-032***	***S-017324-112008-NH-034***	***S-017324-112008-NH-035***	***S-017324-112008-NH-036***	***S-017324-113011-TP-140***	***S-017324-113011-TP-141***
Sample Date		***11/20/2008***	***11/20/2008***	***11/20/2008***	***11/20/2008***	***11/30/2011***	***11/30/2011***
Sample Depth		***(6-8) FT***	***(6-8) FT***	***(6-8) FT***	***(6-8) FT***	***(2-4) ft BGS***	***(6-8) ft BGS***
Sample Type	***Units***						
General Chemistry							
Carbonate (as CaCO3)	mg/kg	-	-	-	-	-	-
Chloride	mg/kg	-	-	-	-	-	-
Chloride	s.u.	-	-	-	-	-	-
Cyanide (total)	mg/kg	-	-	-	-	-	-
N-Hexane extractable material	mg/kg	-	-	-	-	-	-
Percent moisture	%	-	-	-	-	-	-
pH	s.u.	-	-	-	-	-	-
Saturated aliphatic hydrocarbons	mg/kg	-	-	-	-	-	-
Sulfate	mg/kg	-	-	-	-	-	-
Total solids	%	76.8	87.4	90.4	91.4	-	-

Notes
mg/kg - Milligrams per kilogram
"-" - No value
U - Not detected at the associated reporting limit
J - Estimated concentration
UJ - Not detected; associated reporting limit is estimated
R - Rejected
s.u. - Standard units
nc - No criteria
ND - Non Detect (calculation)
BOLD[abc] Concentration exceeds associated screening level
IDEM Appendix A: Screening Levels Remedation Closure Guide - March 25, 2014
a - Exceeds IDEM residential migration to ground water screening levels
b - Exceeds IDEM commercial/industrial direct contact screening levels
c - Exceeds IDEM excavation direct contact screening levels

APPENDIX G.1

SOIL QUALITY DATA
RFI REPORT
FORMER MANUAL TRANSMISSIONS OF MUNCIE FACILITY
MUNCIE, INDIANA

AOI		*AOI 13*	*AOI 14.1*	*AOI 14.1*	*AOI 14.1*	*AOI 14.1*	*AOI 14.1*
Sample Location		*BH20-11*	*BH21-11*	*BH25-11*	*BH22-11*	*BH21-11*	*BH24-11*
Sample Identification		*S-017324-113011-TP-142*	*S-017324-112311-TP-081*	*S-017324-112311-TP-091*	*S-017324-112311-TP-085*	*S-017324-112311-TP-082*	*S-017324-112311-TP-087*
Sample Date		*11/30/2011*	*11/23/2011*	*11/23/2011*	*11/23/2011*	*11/23/2011*	*11/23/2011*
Sample Depth		*(8-10) ft BGS*	*(2-4) ft BGS*	*(2-4) ft BGS*	*(4-6) ft BGS*	*(8-10) ft BGS*	*(8-10) ft BGS*
Sample Type	*Units*						
Volatile Organic Compounds (VOCs)							
Acetone	mg/kg	0.0086 U	0.31 U	0.011 UJ	0.039 J	0.01 J	0.06 J
Benzene	mg/kg	0.0022 U	0.077 U	0.00012 J	0.0034 UJ	0.0022 UJ	0.0025 UJ
Benzyl alcohol	mg/kg	-	-	-	-	-	-
Bromodichloromethane	mg/kg	0.0022 U	0.077 U	0.0026 UJ	0.0034 UJ	0.0022 UJ	0.0025 UJ
Bromoform	mg/kg	0.0022 U	0.077 U	0.0026 UJ	0.0034 UJ	0.0022 UJ	0.0025 UJ
Bromomethane (Methyl bromide)	mg/kg	0.0022 U	0.077 U	0.0026 UJ	0.0034 UJ	0.0022 UJ	0.0025 UJ
2-Butanone (Methyl ethyl ketone) (MEK)	mg/kg	0.0086 U	0.31 U	0.011 UJ	0.0041 J	0.0017 J	0.0072 J
Carbon disulfide	mg/kg	0.0022 U	0.077 U	0.0026 UJ	0.0003 J	0.0022 UJ	0.00024 J
Carbon tetrachloride	mg/kg	0.0022 U	0.077 U	0.0026 UJ	0.0034 UJ	0.0022 UJ	0.0025 UJ
4-Chloroaniline	mg/kg	-	-	-	-	-	-
Chlorobenzene	mg/kg	0.0022 U	0.077 U	0.0026 UJ	0.0034 UJ	0.0022 UJ	0.0025 UJ
Chloroethane	mg/kg	0.0022 U	0.077 U	0.0026 UJ	0.0034 UJ	0.0022 UJ	0.0025 UJ
2-Chloroethyl vinyl ether	mg/kg	-	-	-	-	-	-
Chloroform (Trichloromethane)	mg/kg	0.0022 U	0.077 U	0.0026 UJ	0.0034 UJ	0.0022 UJ	0.0025 UJ
Chloromethane (Methyl chloride)	mg/kg	0.0022 U	0.077 U	0.0026 UJ	0.0034 UJ	0.0022 UJ	0.0025 UJ
Cyclohexane	mg/kg	0.0043 U	0.15 U	0.0053 UJ	0.0017 J	0.0044 UJ	0.0051 UJ
Dibenzofuran	mg/kg	-	-	-	-	-	-
1,2-Dibromo-3-chloropropane (DBCP)	mg/kg	0.0043 U	0.15 U	0.0053 UJ	0.0067 UJ	0.0044 UJ	0.0051 UJ
Dibromochloromethane	mg/kg	0.0022 U	0.077 U	0.0026 UJ	0.0034 UJ	0.0022 UJ	0.0025 UJ
1,2-Dibromoethane (Ethylene dibromide)	mg/kg	0.0022 U	0.077 U	0.0026 UJ	0.0034 UJ	0.0022 UJ	0.0025 UJ
1,2-Dichlorobenzene	mg/kg	0.0022 U	0.077 U	0.0026 UJ	0.0034 UJ	0.0022 UJ	0.0025 UJ
1,3-Dichlorobenzene	mg/kg	0.0022 U	0.077 U	0.0026 UJ	0.0034 UJ	0.0022 UJ	0.0025 UJ
1,4-Dichlorobenzene	mg/kg	0.0022 U	0.077 U	0.0026 UJ	0.0034 UJ	0.0022 UJ	0.0025 UJ
Dichlorodifluoromethane (CFC-12)	mg/kg	0.0022 U	0.077 U	0.0026 UJ	0.0034 UJ	0.0022 UJ	0.0025 UJ
Dichloroethane	mg/kg	-	-	-	-	-	-
1,1-Dichloroethane	mg/kg	0.0022 U	0.077 U	0.0026 UJ	0.0034 UJ	0.0022 UJ	0.0025 UJ
1,2-Dichloroethane	mg/kg	0.0022 U	0.077 U	0.0018 J	0.0026 J	0.0014 J	0.0016 J
Dichloroethene	mg/kg	-	-	-	-	-	-
1,2-Dichloroethene (total)	mg/kg	-	-	-	-	-	-
1,1-Dichloroethene	mg/kg	0.0022 U	0.077 U	0.0026 UJ	0.0034 UJ	0.0022 UJ	0.00029 J
cis-1,2-Dichloroethene	mg/kg	0.0022 U	0.077 U	0.0026 UJ	0.0034 UJ	0.0022 UJ	0.054 J
trans-1,2-Dichloroethene	mg/kg	0.0022 U	0.077 U	0.0026 UJ	0.0034 UJ	0.0022 UJ	0.0015 J
1,2-Dichloropropane	mg/kg	0.0022 U	0.077 U	0.0026 UJ	0.0034 UJ	0.0022 UJ	0.0025 UJ
cis-1,3-Dichloropropene	mg/kg	0.0022 U	0.077 U	0.0026 UJ	0.0034 UJ	0.0022 UJ	0.0025 UJ
trans-1,3-Dichloropropene	mg/kg	0.0022 U	0.077 U	0.0026 UJ	0.0034 UJ	0.0022 UJ	0.0025 UJ
Ethylbenzene	mg/kg	0.0022 U	0.077 U	0.0026 UJ	0.0034 UJ	0.0022 UJ	0.0025 UJ
2-Hexanone	mg/kg	0.0086 U	0.31 U	0.011 UJ	0.013 UJ	0.0089 UJ	0.01 UJ
Isopropyl benzene	mg/kg	0.0022 U	0.0064 J	0.0026 UJ	0.0034 UJ	0.0022 UJ	0.0025 UJ
Methyl acetate	mg/kg	0.0043 U	0.011 J	0.0027 J	0.001 J	0.0044 UJ	0.0016 J
Methyl cyclohexane	mg/kg	0.0043 U	0.0082 J	0.0053 UJ	0.002 J	0.0044 UJ	0.0051 UJ
Methyl tert butyl ether (MTBE)	mg/kg	0.0086 U	0.31 U	0.011 UJ	0.013 UJ	0.0089 UJ	0.01 UJ
4-Methyl-2-pentanone (MIBK)	mg/kg	0.0086 U	0.31 U	0.011 UJ	0.013 UJ	0.0089 UJ	0.01 UJ
Methylene chloride	mg/kg	0.0022 U	**0.026 J**[a]	0.0026 UJ	0.0034 UJ	0.0022 UJ	0.0025 UJ
Styrene	mg/kg	0.0022 U	0.077 U	0.0026 UJ	0.0034 UJ	0.0022 UJ	0.0025 UJ
1,1,2,2-Tetrachloroethane	mg/kg	0.0022 U	0.077 U	0.0026 UJ	0.0034 UJ	0.0022 UJ	0.0025 UJ
Tetrachloroethene	mg/kg	0.0022 U	0.077 U	0.0026 UJ	0.0034 UJ	0.0022 UJ	0.00067 J

APPENDIX G.1

SOIL QUALITY DATA
RFI REPORT
FORMER MANUAL TRANSMISSIONS OF MUNCIE FACILITY
MUNCIE, INDIANA

AOI		*AOI 13*	*AOI 14.1*	*AOI 14.1*	*AOI 14.1*	*AOI 14.1*	*AOI 14.1*
Sample Location		*BH20-11*	*BH21-11*	*BH25-11*	*BH22-11*	*BH21-11*	*BH24-11*
Sample Identification		*S-017324-113011-TP-142*	*S-017324-112311-TP-081*	*S-017324-112311-TP-091*	*S-017324-112311-TP-085*	*S-017324-112311-TP-082*	*S-017324-112311-TP-087*
Sample Date		*11/30/2011*	*11/23/2011*	*11/23/2011*	*11/23/2011*	*11/23/2011*	*11/23/2011*
Sample Depth		*(8-10) ft BGS*	*(2-4) ft BGS*	*(2-4) ft BGS*	*(4-6) ft BGS*	*(8-10) ft BGS*	*(8-10) ft BGS*
Sample Type	*Units*						
VOCs (Continued)							
Toluene	mg/kg	0.00018 J	0.077 U	0.00055 J	0.00082 J	0.0005 J	0.00057 J
1,2,4-Trichlorobenzene	mg/kg	0.0022 U	0.077 U	0.0026 UJ	0.0034 UJ	0.0022 UJ	0.0025 UJ
Trichloroethane	mg/kg	-	-	-	-	-	-
1,1,1-Trichloroethane	mg/kg	0.00032 J	0.077 U	0.0026 UJ	0.0034 UJ	0.0022 UJ	0.0025 UJ
1,1,2-Trichloroethane	mg/kg	0.0022 U	0.077 U	0.0026 UJ	0.0034 UJ	0.0022 UJ	0.0025 UJ
Trichloroethene	mg/kg	0.0022 U	0.077 U	0.0026 UJ	0.0034 UJ	0.0022 UJ	0.009 J
Trichlorofluoromethane (CFC-11)	mg/kg	0.0022 U	0.077 U	0.0013 J	0.0034 UJ	0.0022 UJ	0.0025 UJ
Trifluorotrichloroethane (Freon 113)	mg/kg	0.0022 U	0.077 U	0.0026 UJ	0.0034 UJ	0.0022 UJ	0.0025 UJ
Vinyl acetate	mg/kg	-	-	-	-	-	-
Vinyl chloride	mg/kg	0.0022 U	0.077 U	0.0026 UJ	0.0034 UJ	0.0022 UJ	**0.05 J**[a]
Xylenes (total)	mg/kg	0.0043 U	0.15 U	0.0053 UJ	0.0067 UJ	0.0044 UJ	0.0051 UJ
Semi-Volatile Organic Compounds (SVOCs)							
Acenaphthene	mg/kg	0.0074 U	0.0075 U	0.078 U	0.0088 U	0.0076 U	0.39 U
Acenaphthylene	mg/kg	0.0074 U	0.0075 U	0.092	0.0088 U	0.0076 U	0.39 U
Acetophenone	mg/kg	0.11 U	0.11 U	1.2 U	0.13 U	0.11 U	5.8 U
Anthracene	mg/kg	0.0074 U	0.0075 U	0.063 J	0.0088 U	0.0076 U	0.39 U
Atrazine	mg/kg	0.22 U	0.23 U	2.3 U	0.26 U	0.23 U	12 U
Benzaldehyde	mg/kg	0.11 U	0.11 U	1.2 U	0.13 U	0.11 U	5.8 U
Benzo(a)anthracene	mg/kg	0.0074 U	0.0075 U	0.076 J	0.0088 U	0.0076 U	0.39 U
Benzo(a)pyrene	mg/kg	0.0074 U	0.0075 U	0.096	0.0088 U	0.0076 U	0.39 U
Benzo(b)fluoranthene	mg/kg	0.0074 U	0.0075 U	0.14	0.0088 U	0.0076 U	0.39 U
Benzo(g,h,i)perylene	mg/kg	0.004 J	0.0075 U	0.18	0.0088 U	0.0057 J	0.39 U
Benzo(k)fluoranthene	mg/kg	0.0074 U	0.0075 U	0.075 J	0.0088 U	0.0076 U	0.39 U
Benzoic acid	mg/kg	-	-	-	-	-	-
Biphenyl (1,1-Biphenyl)	mg/kg	0.056 U	0.056 U	0.59 U	0.066 U	0.057 U	2.9 U
4-Bromophenyl phenyl ether	mg/kg	0.056 U	0.056 U	0.59 U	0.066 U	0.057 U	2.9 U
Butyl benzylphthalate (BBP)	mg/kg	0.056 U	0.056 U	0.59 U	0.066 U	0.057 U	2.9 U
Caprolactam	mg/kg	0.37 U	0.37 U	3.9 U	0.44 U	0.38 U	19 U
Carbazole	mg/kg	0.056 U	0.056 U	0.59 U	0.066 U	0.057 U	2.9 U
4-Chloro-3-methylphenol	mg/kg	0.17 U	0.17 U	1.8 U	0.2 U	0.17 U	8.7 U
4-Chloroaniline	mg/kg	0.17 U	0.17 U	1.8 U	0.2 U	0.17 U	8.7 U
bis(2-Chloroethoxy)methane	mg/kg	0.11 U	0.11 U	1.2 U	0.13 U	0.11 U	5.8 U
bis(2-Chloroethyl)ether	mg/kg	0.11 U	0.11 U	1.2 U	0.13 U	0.11 U	5.8 U
2-Chloronaphthalene	mg/kg	0.056 U	0.056 U	0.59 U	0.066 U	0.057 U	2.9 U
2-Chlorophenol	mg/kg	0.056 U	0.056 U	0.59 U	0.066 U	0.057 U	2.9 U
4-Chlorophenyl phenyl ether	mg/kg	0.056 U	0.056 U	0.59 U	0.066 U	0.057 U	2.9 U
Chrysene	mg/kg	0.0074 U	0.0075 U	0.12	0.0088 U	0.0076 U	0.39 U
Dibenz(a,h)anthracene	mg/kg	0.0074 U	0.0075 U	0.078 U	0.0088 U	0.0076 U	0.39 U
Dibenzofuran	mg/kg	0.056 U	0.056 U	0.59 U	0.066 U	0.057 U	2.9 U
1,2-Dichlorobenzene	mg/kg	-	-	-	-	-	-
1,3-Dichlorobenzene	mg/kg	-	-	-	-	-	-
1,4-Dichlorobenzene	mg/kg	-	-	-	-	-	-
3,3'-Dichlorobenzidine	mg/kg	0.11 U	0.11 U	1.2 U	0.13 U	0.11 U	5.8 U
2,4-Dichlorophenol	mg/kg	0.17 U	0.17 U	1.8 U	0.2 U	0.17 U	8.7 U

APPENDIX G.1

SOIL QUALITY DATA
RFI REPORT
FORMER MANUAL TRANSMISSIONS OF MUNCIE FACILITY
MUNCIE, INDIANA

AOI		*AOI 13*	*AOI 14.1*	*AOI 14.1*	*AOI 14.1*	*AOI 14.1*	*AOI 14.1*
Sample Location		*BH20-11*	*BH21-11*	*BH25-11*	*BH22-11*	*BH21-11*	*BH24-11*
Sample Identification		*S-017324-113011-TP-142*	*S-017324-112311-TP-081*	*S-017324-112311-TP-091*	*S-017324-112311-TP-085*	*S-017324-112311-TP-082*	*S-017324-112311-TP-087*
Sample Date		*11/30/2011*	*11/23/2011*	*11/23/2011*	*11/23/2011*	*11/23/2011*	*11/23/2011*
Sample Depth		*(8-10) ft BGS*	*(2-4) ft BGS*	*(2-4) ft BGS*	*(4-6) ft BGS*	*(8-10) ft BGS*	*(8-10) ft BGS*
Sample Type	*Units*						
SVOCs (Continued)							
Diethyl phthalate	mg/kg	0.056 U	0.056 U	0.59 U	0.066 U	0.057 U	2.9 U
Dimethyl phthalate	mg/kg	0.056 U	0.056 U	0.59 U	0.066 U	0.057 U	2.9 U
2,4-Dimethylphenol	mg/kg	0.17 U	0.17 U	1.8 U	0.2 U	0.17 U	8.7 U
Di-n-butylphthalate (DBP)	mg/kg	0.056 U	0.056 U	0.59 U	0.066 U	0.057 U	2.9 U
4,6-Dinitro-2-methylphenol	mg/kg	0.17 U	0.17 U	1.8 U	0.2 U	0.17 U	8.7 U
2,4-Dinitrophenol	mg/kg	0.37 U	0.37 U	3.9 U	0.44 U	0.38 U	19 U
2,4-Dinitrotoluene	mg/kg	0.22 U	0.23 U	2.3 U	0.26 U	0.23 U	12 U
2,6-Dinitrotoluene	mg/kg	0.22 U	0.23 U	2.3 U	0.26 U	0.23 U	12 U
Di-n-octyl phthalate (DnOP)	mg/kg	0.056 U	0.056 U	0.59 U	0.066 U	0.057 U	2.9 U
bis(2-Ethylhexyl)phthalate (DEHP)	mg/kg	0.028 J	0.062	0.59 U	0.15	0.1	3.4
Fluoranthene	mg/kg	0.0074 U	0.0092	0.16	0.016	0.0074 J	0.39 U
Fluorene	mg/kg	0.0074 U	0.0075 U	0.078 U	0.0088 U	0.0076 U	0.39 U
Hexachlorobenzene	mg/kg	0.0074 U	0.0075 U	0.078 U	0.0088 U	0.0076 U	0.39 U
Hexachlorobutadiene	mg/kg	0.056 U	0.056 U	0.59 U	0.066 U	0.057 U	2.9 U
Hexachlorocyclopentadiene	mg/kg	0.37 U	0.37 U	3.9 U	0.44 U	0.38 U	19 U
Hexachloroethane	mg/kg	0.056 U	0.056 U	0.59 U	0.066 U	0.057 U	2.9 U
Indeno(1,2,3-cd)pyrene	mg/kg	0.0074 U	0.0075 U	0.22	0.0088 U	0.0076 U	0.39 U
Isophorone	mg/kg	0.056 U	0.056 U	0.59 U	0.066 U	0.057 U	2.9 U
2-Methylnaphthalene	mg/kg	0.0074 U	0.0075 U	0.078 U	0.0068 J	0.0076 U	0.39 U
2-Methylphenol	mg/kg	0.22 U	0.23 U	2.3 U	0.26 U	0.23 U	12 U
3&4-Methylphenol	mg/kg	0.44 U	0.45 U	4.7 U	0.53 U	0.46 U	23 U
4-Methylphenol	mg/kg	-	-	-	-	-	-
Naphthalene	mg/kg	0.0074 U	0.0075 U	0.078 U	0.0088 U	0.0076 U	0.39 U
2-Nitroaniline	mg/kg	0.22 U	0.23 U	2.3 U	0.26 U	0.23 U	12 U
3-Nitroaniline	mg/kg	0.22 U	0.23 U	2.3 U	0.26 U	0.23 U	12 U
4-Nitroaniline	mg/kg	0.22 U	0.23 U	2.3 U	0.26 U	0.23 U	12 U
Nitrobenzene	mg/kg	0.11 U	0.11 U	1.2 U	0.13 U	0.11 U	5.8 U
2-Nitrophenol	mg/kg	0.056 U	0.056 U	0.59 U	0.066 U	0.057 U	2.9 U
4-Nitrophenol	mg/kg	0.37 U	0.37 U	3.9 U	0.44 U	0.38 U	19 U
N-Nitrosodi-n-propylamine	mg/kg	0.056 U	0.056 U	0.59 U	0.066 U	0.057 U	2.9 U
N-Nitrosodiphenylamine	mg/kg	0.056 U	0.056 U	0.59 U	0.066 U	0.057 U	2.9 U
N-Nitrosodimethylamine	mg/kg	-	-	-	-	-	-
2,2'-Oxybis(1-chloropropane)	mg/kg	0.11 U	0.11 U	1.2 U	0.13 U	0.11 U	5.8 U
Pentachlorophenol	mg/kg	0.17 U	0.17 U	1.8 U	0.2 U	0.17 U	8.7 U
Phenanthrene	mg/kg	0.0074 U	0.0075 U	0.098	0.0088 U	0.0076 U	0.39 U
Phenol	mg/kg	0.056 U	0.056 U	0.59 U	0.066 U	0.057 U	2.9 U
Pyrene	mg/kg	0.0074 U	0.0091	0.14	0.013	0.0077	0.39 U
1,2,4-Trichlorobenzene	mg/kg	-	-	-	-	-	-
2,4,5-Trichlorophenol	mg/kg	0.17 U	0.17 U	1.8 U	0.2 U	0.17 U	8.7 U
2,4,6-Trichlorophenol	mg/kg	0.17 U	0.17 U	1.8 U	0.2 U	0.17 U	8.7 U

APPENDIX G.1

SOIL QUALITY DATA
RFI REPORT
FORMER MANUAL TRANSMISSIONS OF MUNCIE FACILITY
MUNCIE, INDIANA

AOI		*AOI 13*	*AOI 14.1*	*AOI 14.1*	*AOI 14.1*	*AOI 14.1*	*AOI 14.1*
Sample Location		*BH20-11*	*BH21-11*	*BH25-11*	*BH22-11*	*BH21-11*	*BH24-11*
Sample Identification		*S-017324-113011-TP-142*	*S-017324-112311-TP-081*	*S-017324-112311-TP-091*	*S-017324-112311-TP-085*	*S-017324-112311-TP-082*	*S-017324-112311-TP-087*
Sample Date		*11/30/2011*	*11/23/2011*	*11/23/2011*	*11/23/2011*	*11/23/2011*	*11/23/2011*
Sample Depth		*(8-10) ft BGS*	*(2-4) ft BGS*	*(2-4) ft BGS*	*(4-6) ft BGS*	*(8-10) ft BGS*	*(8-10) ft BGS*
Sample Type	*Units*						
Polychlorinated Biphenyls (PCBs)							
Aroclor-1016 (PCB-1016)	mg/kg	0.037 U	0.037 U	0.039 U	0.043 U	0.038 U	0.38 U
Aroclor-1221 (PCB-1221)	mg/kg	0.037 U	0.037 U	0.039 U	0.043 U	0.038 U	0.38 U
Aroclor-1232 (PCB-1232)	mg/kg	0.037 U	0.037 U	0.039 U	0.043 U	0.038 U	0.38 U
Aroclor-1242 (PCB-1242)	mg/kg	0.037 U	0.037 U	0.039 U	0.043 U	0.038 U	0.38 U
Aroclor-1248 (PCB-1248)	mg/kg	0.037 U	0.037 U	0.039 U	0.043 U	0.019 J	0.38 U
Aroclor-1254 (PCB-1254)	mg/kg	0.037 U	0.037 U	0.039 U	0.043 U	0.038 U	0.38 U
Aroclor-1260 (PCB-1260)	mg/kg	0.037 U	0.037 U	0.043	0.043 U	0.038 U	0.38 U
Total PCBs	mg/kg	ND	ND	0.043	ND	0.019 J	ND
Total Petroleum Hydrocarbons (TPH)							
Total Petroleum Hydrocarbons - Diesel	mg/kg	-	-	-	-	-	-
Total Petroleum Hydrocarbons - Gas	mg/kg	-	-	-	-	-	-
Total Petroleum Hydrocarbons - Oil	mg/kg	-	-	-	-	-	-
Total Petroleum Hydrocarbons	mg/kg	-	-	-	-	-	-
Total Petroleum Hydrocarbons - Purgeable (GRO)	mg/kg	-	-	-	-	-	-
Total Petroleum Hydrocarbons (C10-C20)	mg/kg	-	-	-	-	-	-
Total Petroleum Hydrocarbons (C20-C34)	mg/kg	-	-	-	-	-	-
Total Petroleum Hydrocarbons (C6-C10) GRO	mg/kg	-	-	-	-	-	-
Metals							
Aluminum	mg/kg	8800	4700	8200	17000	6000	6100
Antimony	mg/kg	1.0 U	0.78 U	1.2 U	1.3 U	1.1 U	1.0 U
Arsenic	mg/kg	**6.5**[a]	5.4	**9.1**[a]	**9.8**[a]	4.9	5.6
Barium	mg/kg	110	39	320	180	74	45
Beryllium	mg/kg	0.47 J	0.19 J	0.73	0.94	0.32 J	0.33 J
Cadmium	mg/kg	0.18 J	0.31	0.46	0.38	0.14 J	0.18 J
Calcium	mg/kg	88000	36000	44000	4600	120000	97000
Chromium	mg/kg	15	7.9	15	23	10	9.5
Chromium VI (hexavalent)	mg/kg	-	-	-	-	-	-
Cobalt	mg/kg	**11**[a]	**4.8**[a]	**7.1**[a]	**8.3**[a]	**6.0**[a]	**6.4**[a]
Copper	mg/kg	18	14	34	33	14	16
Iron	mg/kg	**18000**[a]	**11000**[a]	**20000**[a]	**29000**[a]	**13000**[a]	**13000**[a]
Lead	mg/kg	8.3	6.2	260	20	7.2	7.9
Magnesium	mg/kg	24000	44000	21000	4200	45000	40000
Manganese	mg/kg	**630**[a]	260	**510**[a]	200	260	290
Mercury	mg/kg	0.016 J	0.014 J	0.14	0.048 J	0.082 U	0.11 U
Nickel	mg/kg	29	14	24	31	16	18
Potassium	mg/kg	1900	820	940	1600	1300	1100
Selenium	mg/kg	0.75	0.39 U	0.59 U	0.66 U	0.54 U	0.51 U
Silver	mg/kg	0.52 U	0.39 U	0.59 U	0.66 U	0.54 U	0.51 U
Sodium	mg/kg	79 J	150 J	160 J	840	230 J	130 J
Thallium	mg/kg	1.0 U	**1.2**	1.2 U	1.3 U	1.1 U	1.0 U
Vanadium	mg/kg	21	14	22	35	14	15
Zinc	mg/kg	50	39	220	110	38	48

APPENDIX G.1

SOIL QUALITY DATA
RFI REPORT
FORMER MANUAL TRANSMISSIONS OF MUNCIE FACILITY
MUNCIE, INDIANA

AOI		***AOI 13***	***AOI 14.1***	***AOI 14.1***	***AOI 14.1***	***AOI 14.1***	***AOI 14.1***
Sample Location		***BH20-11***	***BH21-11***	***BH25-11***	***BH22-11***	***BH21-11***	***BH24-11***
Sample Identification		***S-017324-113011-TP-142***	***S-017324-112311-TP-081***	***S-017324-112311-TP-091***	***S-017324-112311-TP-085***	***S-017324-112311-TP-082***	***S-017324-112311-TP-087***
Sample Date		***11/30/2011***	***11/23/2011***	***11/23/2011***	***11/23/2011***	***11/23/2011***	***11/23/2011***
Sample Depth		***(8-10) ft BGS***	***(2-4) ft BGS***	***(2-4) ft BGS***	***(4-6) ft BGS***	***(8-10) ft BGS***	***(8-10) ft BGS***
Sample Type	***Units***						
General Chemistry							
Carbonate (as CaCO3)	mg/kg	-	-	-	-	-	-
Chloride	mg/kg	-	-	-	-	-	-
Chloride	s.u.	-	-	-	-	-	-
Cyanide (total)	mg/kg	-	-	-	-	-	-
N-Hexane extractable material	mg/kg	-	-	-	-	-	-
Percent moisture	%	-	-	-	-	-	-
pH	s.u.	-	-	-	-	-	-
Saturated aliphatic hydrocarbons	mg/kg	-	-	-	-	-	-
Sulfate	mg/kg	-	-	-	-	-	-
Total solids	%	-	-	-	-	-	-

Notes
mg/kg - Milligrams per kilogram
"-" - No value
U - Not detected at the associated reporting limit
J - Estimated concentration
UJ - Not detected; associated reporting limit is estimated
R - Rejected
s.u. - Standard units
nc - No criteria
ND - Non Detect (calculation)
BOLD[abc] Concentration exceeds associated screening level
IDEM Appendix A: Screening Levels Remedation Closure Guide - March 25, 2014
a - Exceeds IDEM residential migration to ground water screening levels
b - Exceeds IDEM commercial/industrial direct contact screening levels
c - Exceeds IDEM excavation direct contact screening levels

APPENDIX G.1

SOIL QUALITY DATA
RFI REPORT
FORMER MANUAL TRANSMISSIONS OF MUNCIE FACILITY
MUNCIE, INDIANA

AOI		*AOI 14.1*	*AOI 14.1*	*AOI 14.1*	*AOI 14.1*	*AOI 14.1*	*AOI 14.1*	*AOI 14.1*
Sample Location		*BH22-11*	*BH25-11*	*BH24-11*	*BH21-13*	*BH21-13*	*BH22-13*	*BH23-13*
Sample Identification		*S-017324-112311-TP-086*	*S-017324-112311-TP-092*	*S-017324-112311-TP-088*	*S-021313-SM-059*	*S-021313-SM-060*	*S-021313-SM-069*	*S-021313-SM-066*
Sample Date		*11/23/2011*	*11/23/2011*	*11/23/2011*	*2/13/2013*	*2/13/2013*	*2/13/2013*	*2/13/2013*
Sample Depth		*(10-12) ft BGS*	*(10-12) ft BGS*	*(12-14) ft BGS*	*(2.5-5) ft BGS*	*(2.5-5) ft BGS*	*(2.5-5) ft BGS*	*(2.5-5) ft BGS*
Sample Type	*Units*					*Duplicate*		
Volatile Organic Compounds (VOCs)								
Acetone	mg/kg	0.016 J	0.0074 UJ	12 U	-	-	-	-
Benzene	mg/kg	0.0024 UJ	0.0019 UJ	3 U	-	-	-	-
Benzyl alcohol	mg/kg	-	-	-	-	-	-	-
Bromodichloromethane	mg/kg	0.0024 UJ	0.0019 UJ	3 U	-	-	-	-
Bromoform	mg/kg	0.0024 UJ	0.0019 UJ	3 U	-	-	-	-
Bromomethane (Methyl bromide)	mg/kg	0.0024 UJ	0.0019 UJ	3 U	-	-	-	-
2-Butanone (Methyl ethyl ketone) (MEK)	mg/kg	0.0025 J	0.0074 UJ	12 U	-	-	-	-
Carbon disulfide	mg/kg	0.0024 UJ	0.0019 UJ	3 U	-	-	-	-
Carbon tetrachloride	mg/kg	0.0024 UJ	0.0019 UJ	3 U	-	-	-	-
4-Chloroaniline	mg/kg	-	-	-	-	-	-	-
Chlorobenzene	mg/kg	0.0024 UJ	0.0019 UJ	3 U	-	-	-	-
Chloroethane	mg/kg	0.0024 UJ	0.0019 UJ	3 U	-	-	-	-
2-Chloroethyl vinyl ether	mg/kg	-	-	-	-	-	-	-
Chloroform (Trichloromethane)	mg/kg	0.0024 UJ	0.0019 UJ	3 U	-	-	-	-
Chloromethane (Methyl chloride)	mg/kg	0.0024 UJ	0.0019 UJ	3 U	-	-	-	-
Cyclohexane	mg/kg	0.0048 UJ	0.0037 UJ	5.9 U	-	-	-	-
Dibenzofuran	mg/kg	-	-	-	-	-	-	-
1,2-Dibromo-3-chloropropane (DBCP)	mg/kg	0.0048 UJ	0.0037 UJ	5.9 U	-	-	-	-
Dibromochloromethane	mg/kg	0.0024 UJ	0.0019 UJ	3 U	-	-	-	-
1,2-Dibromoethane (Ethylene dibromide)	mg/kg	0.0024 UJ	0.0019 UJ	3 U	-	-	-	-
1,2-Dichlorobenzene	mg/kg	0.0024 UJ	0.0019 UJ	3 U	-	-	-	-
1,3-Dichlorobenzene	mg/kg	0.0024 UJ	0.0019 UJ	3 U	-	-	-	-
1,4-Dichlorobenzene	mg/kg	0.0024 UJ	0.0019 UJ	3 U	-	-	-	-
Dichlorodifluoromethane (CFC-12)	mg/kg	0.0024 UJ	0.0019 UJ	3 U	-	-	-	-
Dichloroethane	mg/kg	-	-	-	-	-	-	-
1,1-Dichloroethane	mg/kg	0.0024 UJ	0.0002 J	3 U	-	-	-	-
1,2-Dichloroethane	mg/kg	0.0014 J	0.0011 J	3 U	-	-	-	-
Dichloroethene	mg/kg	-	-	-	-	-	-	-
1,2-Dichloroethene (total)	mg/kg	-	-	-	-	-	-	-
1,1-Dichloroethene	mg/kg	0.0024 UJ	0.0019 UJ	3 U	-	-	-	-
cis-1,2-Dichloroethene	mg/kg	0.0024 UJ	0.004 J	**2.7 J[a]**	-	-	-	-
trans-1,2-Dichloroethene	mg/kg	0.0024 UJ	0.00073 J	3 U	-	-	-	-
1,2-Dichloropropane	mg/kg	0.0024 UJ	0.0019 UJ	3 U	-	-	-	-
cis-1,3-Dichloropropene	mg/kg	0.0024 UJ	0.0019 UJ	3 U	-	-	-	-
trans-1,3-Dichloropropene	mg/kg	0.0024 UJ	0.0019 UJ	3 U	-	-	-	-
Ethylbenzene	mg/kg	0.0024 UJ	0.0019 UJ	3 U	-	-	-	-
2-Hexanone	mg/kg	0.0096 UJ	0.0074 UJ	12 U	-	-	-	-
Isopropyl benzene	mg/kg	0.0024 UJ	0.0019 UJ	3 U	-	-	-	-
Methyl acetate	mg/kg	0.0048 UJ	0.0037 UJ	5.9 U	-	-	-	-
Methyl cyclohexane	mg/kg	0.0048 UJ	0.0037 UJ	5.9 U	-	-	-	-
Methyl tert butyl ether (MTBE)	mg/kg	0.0096 UJ	0.0074 UJ	12 U	-	-	-	-
4-Methyl-2-pentanone (MIBK)	mg/kg	0.0096 UJ	0.0074 UJ	12 U	-	-	-	-
Methylene chloride	mg/kg	0.0024 UJ	0.0019 UJ	3 U	-	-	-	-
Styrene	mg/kg	0.0024 UJ	0.0019 UJ	3 U	-	-	-	-
1,1,2,2-Tetrachloroethane	mg/kg	0.0024 UJ	0.0019 UJ	3 U	-	-	-	-
Tetrachloroethene	mg/kg	0.0024 UJ	0.0019 UJ	**0.39 J[a]**	-	-	-	-

APPENDIX G.1

SOIL QUALITY DATA
RFI REPORT
FORMER MANUAL TRANSMISSIONS OF MUNCIE FACILITY
MUNCIE, INDIANA

AOI		*AOI 14.1*	*AOI 14.1*	*AOI 14.1*	*AOI 14.1*	*AOI 14.1*	*AOI 14.1*	*AOI 14.1*
Sample Location		*BH22-11*	*BH25-11*	*BH24-11*	*BH21-13*	*BH21-13*	*BH22-13*	*BH23-13*
Sample Identification		*S-017324-112311-TP-086*	*S-017324-112311-TP-092*	*S-017324-112311-TP-088*	*S-021313-SM-059*	*S-021313-SM-060*	*S-021313-SM-069*	*S-021313-SM-066*
Sample Date		*11/23/2011*	*11/23/2011*	*11/23/2011*	*2/13/2013*	*2/13/2013*	*2/13/2013*	*2/13/2013*
Sample Depth		*(10-12) ft BGS*	*(10-12) ft BGS*	*(12-14) ft BGS*	*(2.5-5) ft BGS*	*(2.5-5) ft BGS*	*(2.5-5) ft BGS*	*(2.5-5) ft BGS*
Sample Type	*Units*					*Duplicate*		
VOCs (Continued)								
Toluene	mg/kg	0.00045 J	0.00032 J	3 U	-	-	-	-
1,2,4-Trichlorobenzene	mg/kg	0.0024 UJ	0.0019 UJ	3 U	-	-	-	-
Trichloroethane	mg/kg	-	-	-	-	-	-	-
1,1,1-Trichloroethane	mg/kg	0.0024 UJ	0.0019 UJ	3 U	-	-	-	-
1,1,2-Trichloroethane	mg/kg	0.0024 UJ	0.0019 UJ	3 U	-	-	-	-
Trichloroethene	mg/kg	0.0024 UJ	0.013 J	**110**[abc]	-	-	-	-
Trichlorofluoromethane (CFC-11)	mg/kg	0.0024 UJ	0.0019 UJ	3 U	-	-	-	-
Trifluorotrichloroethane (Freon 113)	mg/kg	0.0024 UJ	0.0019 UJ	3 U	-	-	-	-
Vinyl acetate	mg/kg	-	-	-	-	-	-	-
Vinyl chloride	mg/kg	0.0024 UJ	0.0019 UJ	3 U	-	-	-	-
Xylenes (total)	mg/kg	0.0048 UJ	0.0037 UJ	5.9 U	-	-	-	-
Semi-Volatile Organic Compounds (SVOCs)								
Acenaphthene	mg/kg	0.0076 U	0.0075 U	0.0075 U	-	-	-	-
Acenaphthylene	mg/kg	0.0076 U	0.0075 U	0.0075 U	-	-	-	-
Acetophenone	mg/kg	0.11 U	0.11 U	0.11 U	-	-	-	-
Anthracene	mg/kg	0.0076 U	0.0075 U	0.0075 U	-	-	-	-
Atrazine	mg/kg	0.23 U	0.22 U	0.23 U	-	-	-	-
Benzaldehyde	mg/kg	0.11 U	0.11 U	0.11 U	-	-	-	-
Benzo(a)anthracene	mg/kg	0.0076 U	0.0089	0.0075 U	-	-	-	-
Benzo(a)pyrene	mg/kg	0.0076 U	0.0075 U	0.0075 U	-	-	-	-
Benzo(b)fluoranthene	mg/kg	0.0076 U	0.0075 U	0.0075 U	-	-	-	-
Benzo(g,h,i)perylene	mg/kg	0.0076 U	0.0063 J	0.0075 U	-	-	-	-
Benzo(k)fluoranthene	mg/kg	0.0076 U	0.0075 U	0.0075 U	-	-	-	-
Benzoic acid	mg/kg	-	-	-	-	-	-	-
Biphenyl (1,1-Biphenyl)	mg/kg	0.057 U	0.056 U	0.056 U	-	-	-	-
4-Bromophenyl phenyl ether	mg/kg	0.057 U	0.056 U	0.056 U	-	-	-	-
Butyl benzylphthalate (BBP)	mg/kg	0.057 U	0.056 U	0.056 U	-	-	-	-
Caprolactam	mg/kg	0.38 U	0.37 U	0.37 U	-	-	-	-
Carbazole	mg/kg	0.057 U	0.056 U	0.056 U	-	-	-	-
4-Chloro-3-methylphenol	mg/kg	0.17 U	0.17 U	0.17 U	-	-	-	-
4-Chloroaniline	mg/kg	0.17 U	0.17 U	0.17 U	-	-	-	-
bis(2-Chloroethoxy)methane	mg/kg	0.11 U	0.11 U	0.11 U	-	-	-	-
bis(2-Chloroethyl)ether	mg/kg	0.11 U	0.11 U	0.11 U	-	-	-	-
2-Chloronaphthalene	mg/kg	0.057 U	0.056 U	0.056 U	-	-	-	-
2-Chlorophenol	mg/kg	0.057 U	0.056 U	0.056 U	-	-	-	-
4-Chlorophenyl phenyl ether	mg/kg	0.057 U	0.056 U	0.056 U	-	-	-	-
Chrysene	mg/kg	0.0076 U	0.0084	0.0075 U	-	-	-	-
Dibenz(a,h)anthracene	mg/kg	0.0076 U	0.0075 U	0.0075 U	-	-	-	-
Dibenzofuran	mg/kg	0.057 U	0.056 U	0.056 U	-	-	-	-
1,2-Dichlorobenzene	mg/kg	-	-	-	-	-	-	-
1,3-Dichlorobenzene	mg/kg	-	-	-	-	-	-	-
1,4-Dichlorobenzene	mg/kg	-	-	-	-	-	-	-
3,3'-Dichlorobenzidine	mg/kg	0.11 U	0.11 U	0.11 U	-	-	-	-
2,4-Dichlorophenol	mg/kg	0.17 U	0.17 U	0.17 U	-	-	-	-

APPENDIX G.1

SOIL QUALITY DATA
RFI REPORT
FORMER MANUAL TRANSMISSIONS OF MUNCIE FACILITY
MUNCIE, INDIANA

AOI		*AOI 14.1*	*AOI 14.1*	*AOI 14.1*	*AOI 14.1*	*AOI 14.1*	*AOI 14.1*	*AOI 14.1*
Sample Location		*BH22-11*	*BH25-11*	*BH24-11*	*BH21-13*	*BH21-13*	*BH22-13*	*BH23-13*
Sample Identification		*S-017324-112311-TP-086*	*S-017324-112311-TP-092*	*S-017324-112311-TP-088*	*S-021313-SM-059*	*S-021313-SM-060*	*S-021313-SM-069*	*S-021313-SM-066*
Sample Date		*11/23/2011*	*11/23/2011*	*11/23/2011*	*2/13/2013*	*2/13/2013*	*2/13/2013*	*2/13/2013*
Sample Depth		*(10-12) ft BGS*	*(10-12) ft BGS*	*(12-14) ft BGS*	*(2.5-5) ft BGS*	*(2.5-5) ft BGS*	*(2.5-5) ft BGS*	*(2.5-5) ft BGS*
Sample Type	*Units*					*Duplicate*		
SVOCs (Continued)								
Diethyl phthalate	mg/kg	0.057 U	0.056 U	0.056 U	-	-	-	-
Dimethyl phthalate	mg/kg	0.057 U	0.056 U	0.056 U	-	-	-	-
2,4-Dimethylphenol	mg/kg	0.17 U	0.17 U	0.17 U	-	-	-	-
Di-n-butylphthalate (DBP)	mg/kg	0.057 U	0.056 U	0.056 U	-	-	-	-
4,6-Dinitro-2-methylphenol	mg/kg	0.17 U	0.17 U	0.17 U	-	-	-	-
2,4-Dinitrophenol	mg/kg	0.38 U	0.37 U	0.37 U	-	-	-	-
2,4-Dinitrotoluene	mg/kg	0.23 U	0.22 U	0.23 U	-	-	-	-
2,6-Dinitrotoluene	mg/kg	0.23 U	0.22 U	0.23 U	-	-	-	-
Di-n-octyl phthalate (DnOP)	mg/kg	0.057 U	0.056 U	0.056 U	-	-	-	-
bis(2-Ethylhexyl)phthalate (DEHP)	mg/kg	0.057 U	0.034 J	0.047 J	-	-	-	-
Fluoranthene	mg/kg	0.0076 U	0.0075 U	0.0075 U	-	-	-	-
Fluorene	mg/kg	0.0076 U	0.0075 U	0.0075 U	-	-	-	-
Hexachlorobenzene	mg/kg	0.0076 U	0.0075 U	0.0075 U	-	-	-	-
Hexachlorobutadiene	mg/kg	0.057 U	0.056 U	0.056 U	-	-	-	-
Hexachlorocyclopentadiene	mg/kg	0.38 U	0.37 U	0.37 U	-	-	-	-
Hexachloroethane	mg/kg	0.057 U	0.056 U	0.056 U	-	-	-	-
Indeno(1,2,3-cd)pyrene	mg/kg	0.0076 U	0.0075 U	0.0075 U	-	-	-	-
Isophorone	mg/kg	0.057 U	0.056 U	0.056 U	-	-	-	-
2-Methylnaphthalene	mg/kg	0.0076 U	0.0075 U	0.0075 U	-	-	-	-
2-Methylphenol	mg/kg	0.23 U	0.22 U	0.23 U	-	-	-	-
3&4-Methylphenol	mg/kg	0.46 U	0.45 U	0.45 U	-	-	-	-
4-Methylphenol	mg/kg	-	-	-	-	-	-	-
Naphthalene	mg/kg	0.0076 U	0.0075 U	0.0075 U	-	-	-	-
2-Nitroaniline	mg/kg	0.23 U	0.22 U	0.23 U	-	-	-	-
3-Nitroaniline	mg/kg	0.23 U	0.22 U	0.23 U	-	-	-	-
4-Nitroaniline	mg/kg	0.23 U	0.22 U	0.23 U	-	-	-	-
Nitrobenzene	mg/kg	0.11 U	0.11 U	0.11 U	-	-	-	-
2-Nitrophenol	mg/kg	0.057 U	0.056 U	0.056 U	-	-	-	-
4-Nitrophenol	mg/kg	0.38 U	0.37 U	0.37 U	-	-	-	-
N-Nitrosodi-n-propylamine	mg/kg	0.057 U	0.056 U	0.056 U	-	-	-	-
N-Nitrosodiphenylamine	mg/kg	0.057 U	0.056 U	0.056 U	-	-	-	-
N-Nitrosodimethylamine	mg/kg	-	-	-	-	-	-	-
2,2'-Oxybis(1-chloropropane)	mg/kg	0.11 U	0.11 U	0.11 U	-	-	-	-
Pentachlorophenol	mg/kg	0.17 U	0.17 U	0.17 U	-	-	-	-
Phenanthrene	mg/kg	0.0076 U	0.0075 U	0.0075 U	-	-	-	-
Phenol	mg/kg	0.057 U	0.056 U	0.056 U	-	-	-	-
Pyrene	mg/kg	0.0076 U	0.0045 J	0.0075 U	-	-	-	-
1,2,4-Trichlorobenzene	mg/kg	-	-	-	-	-	-	-
2,4,5-Trichlorophenol	mg/kg	0.17 U	0.17 U	0.17 U	-	-	-	-
2,4,6-Trichlorophenol	mg/kg	0.17 U	0.17 U	0.17 U	-	-	-	-

APPENDIX G.1

SOIL QUALITY DATA
RFI REPORT
FORMER MANUAL TRANSMISSIONS OF MUNCIE FACILITY
MUNCIE, INDIANA

AOI		*AOI 14.1*	*AOI 14.1*	*AOI 14.1*	*AOI 14.1*	*AOI 14.1*	*AOI 14.1*	*AOI 14.1*
Sample Location		*BH22-11*	*BH25-11*	*BH24-11*	*BH21-13*	*BH21-13*	*BH22-13*	*BH23-13*
Sample Identification		*S-017324-112311-TP-086*	*S-017324-112311-TP-092*	*S-017324-112311-TP-088*	*S-021313-SM-059*	*S-021313-SM-060*	*S-021313-SM-069*	*S-021313-SM-066*
Sample Date		*11/23/2011*	*11/23/2011*	*11/23/2011*	*2/13/2013*	*2/13/2013*	*2/13/2013*	*2/13/2013*
Sample Depth		*(10-12) ft BGS*	*(10-12) ft BGS*	*(12-14) ft BGS*	*(2.5-5) ft BGS*	*(2.5-5) ft BGS*	*(2.5-5) ft BGS*	*(2.5-5) ft BGS*
Sample Type	*Units*					*Duplicate*		
Polychlorinated Biphenyls (PCBs)								
Aroclor-1016 (PCB-1016)	mg/kg	0.038 U	0.037 U	0.037 U	-	-	-	-
Aroclor-1221 (PCB-1221)	mg/kg	0.038 U	0.037 U	0.037 U	-	-	-	-
Aroclor-1232 (PCB-1232)	mg/kg	0.038 U	0.037 U	0.037 U	-	-	-	-
Aroclor-1242 (PCB-1242)	mg/kg	0.038 U	0.037 U	0.037 U	-	-	-	-
Aroclor-1248 (PCB-1248)	mg/kg	0.038 U	0.037 U	0.037 U	-	-	-	-
Aroclor-1254 (PCB-1254)	mg/kg	0.038 U	0.037 U	0.037 U	-	-	-	-
Aroclor-1260 (PCB-1260)	mg/kg	0.038 U	0.037 U	0.037 U	-	-	-	-
Total PCBs	mg/kg	ND	ND	ND	-	-	-	-
Total Petroleum Hydrocarbons (TPH)								
Total Petroleum Hydrocarbons - Diesel	mg/kg	-	-	-	-	-	-	-
Total Petroleum Hydrocarbons - Gas	mg/kg	-	-	-	-	-	-	-
Total Petroleum Hydrocarbons - Oil	mg/kg	-	-	-	-	-	-	-
Total Petroleum Hydrocarbons	mg/kg	-	-	-	-	-	-	-
Total Petroleum Hydrocarbons - Purgeable (GRO)	mg/kg	-	-	-	-	-	-	-
Total Petroleum Hydrocarbons (C10-C20)	mg/kg	-	-	-	-	-	-	-
Total Petroleum Hydrocarbons (C20-C34)	mg/kg	-	-	-	-	-	-	-
Total Petroleum Hydrocarbons (C6-C10) GRO	mg/kg	-	-	-	-	-	-	-
Metals								
Aluminum	mg/kg	6400	5400	6100	-	-	-	-
Antimony	mg/kg	1.1 U	0.64 U	0.85 U	-	-	-	-
Arsenic	mg/kg	4.5	**8.0**[a]	**11**[a]	-	-	-	-
Barium	mg/kg	70	43	61	-	-	-	-
Beryllium	mg/kg	0.35 J	0.34	0.41 J	-	-	-	-
Cadmium	mg/kg	0.12 J	0.19	0.17	-	-	-	-
Calcium	mg/kg	120000	88000	63000	-	-	-	-
Chromium	mg/kg	11	9.1	10	-	-	-	-
Chromium VI (hexavalent)	mg/kg	-	-	-	-	-	-	-
Cobalt	mg/kg	**5.9**[a]	**5.3**[a]	**7.2**[a]	-	-	-	-
Copper	mg/kg	15	15	19	-	-	-	-
Iron	mg/kg	**13000**[a]	**14000**[a]	**17000**[a]	-	-	-	-
Lead	mg/kg	6.5	7.3	8.3	5.2 J	3.5 J	49 J	4.0 J
Magnesium	mg/kg	45000	31000	22000	-	-	-	-
Manganese	mg/kg	270	160	160	-	-	-	-
Mercury	mg/kg	0.018 J	0.035 J	0.033 J	-	-	-	-
Nickel	mg/kg	16	18	22	-	-	-	-
Potassium	mg/kg	1300	1200	1300	-	-	-	-
Selenium	mg/kg	0.56 U	0.32 U	0.42 U	-	-	-	-
Silver	mg/kg	0.56 U	0.32 U	0.42 U	-	-	-	-
Sodium	mg/kg	200 J	120 J	73 J	-	-	-	-
Thallium	mg/kg	1.1 U	0.64 U	0.85 U	-	-	-	-
Vanadium	mg/kg	14	14	17	-	-	-	-
Zinc	mg/kg	39	41	57	-	-	-	-

APPENDIX G.1

SOIL QUALITY DATA
RFI REPORT
FORMER MANUAL TRANSMISSIONS OF MUNCIE FACILITY
MUNCIE, INDIANA

AOI		***AOI 14.1***	***AOI 14.1***	***AOI 14.1***	***AOI 14.1***	***AOI 14.1***	***AOI 14.1***	***AOI 14.1***
Sample Location		***BH22-11***	***BH25-11***	***BH24-11***	***BH21-13***	***BH21-13***	***BH22-13***	***BH23-13***
Sample Identification		***S-017324-112311-TP-086***	***S-017324-112311-TP-092***	***S-017324-112311-TP-088***	***S-021313-SM-059***	***S-021313-SM-060***	***S-021313-SM-069***	***S-021313-SM-066***
Sample Date		***11/23/2011***	***11/23/2011***	***11/23/2011***	***2/13/2013***	***2/13/2013***	***2/13/2013***	***2/13/2013***
Sample Depth		***(10-12) ft BGS***	***(10-12) ft BGS***	***(12-14) ft BGS***	***(2.5-5) ft BGS***	***(2.5-5) ft BGS***	***(2.5-5) ft BGS***	***(2.5-5) ft BGS***
Sample Type	***Units***					***Duplicate***		
General Chemistry								
Carbonate (as CaCO3)	mg/kg	-	-	-	-	-	-	-
Chloride	mg/kg	-	-	-	-	-	-	-
Chloride	s.u.	-	-	-	-	-	-	-
Cyanide (total)	mg/kg	-	-	-	-	-	-	-
N-Hexane extractable material	mg/kg	-	-	-	-	-	-	-
Percent moisture	%	-	-	-	-	-	-	-
pH	s.u.	-	-	-	-	-	-	-
Saturated aliphatic hydrocarbons	mg/kg	-	-	-	-	-	-	-
Sulfate	mg/kg	-	-	-	-	-	-	-
Total solids	%	-	-	-	-	-	-	-

Notes

mg/kg - Milligrams per kilogram
"-" - No value
U - Not detected at the associated reporting limit
J - Estimated concentration
UJ - Not detected; associated reporting limit is estimated
R - Rejected
s.u. - Standard units
nc - No criteria
ND - Non Detect (calculation)
BOLD[abc] Concentration exceeds associated screening level
IDEM Appendix A: Screening Levels Remedation Closure Guide - March 25, 2014
a - Exceeds IDEM residential migration to ground water screening levels
b - Exceeds IDEM commercial/industrial direct contact screening levels
c - Exceeds IDEM excavation direct contact screening levels

APPENDIX G.1

SOIL QUALITY DATA
RFI REPORT
FORMER MANUAL TRANSMISSIONS OF MUNCIE FACILITY
MUNCIE, INDIANA

AOI		*AOI 14.1*	*AOI 14.1*	*AOI 14.1*	*AOI 14.1*	*AOI 14.1*	*AOI 14.1*	*AOI 14.1*	*AOI 14.1*
Sample Location		*BH27-13*	*BH28-13*	*BH29-13*	*BH30-13*	*BH31-13*	*MW54-13*	*MW54-13*	*BH27-13*
Sample Identification		*S-021413-SM-076*	*S-021413-SM-094*	*S-021413-SM-079*	*S-021413-SM-091*	*S-021413-SM-082*	*S-021413-SM-072*	*S-021413-SM-073*	*S-021413-SM-077*
Sample Date		*2/14/2013*	*2/14/2013*	*2/14/2013*	*2/14/2013*	*2/14/2013*	*2/14/2013*	*2/14/2013*	*2/14/2013*
Sample Depth		*(0-2.5) ft BGS*	*(0-2.5) ft BGS*	*(0-2.5) ft BGS*	*(0-2.5) ft BGS*	*(0-2.5) ft BGS*	*(0-2.5) ft BGS*	*(2.5-5) ft BGS*	*(7.5-10) ft BGS*
Sample Type	*Units*								
Volatile Organic Compounds (VOCs)									
Acetone	mg/kg	0.02 U	0.019 U	0.02 U	0.018 U	0.018 U	0.035 U	0.022 U	0.021 U
Benzene	mg/kg	0.0051 U	0.0048 U	0.005 U	0.0044 U	0.0046 U	0.0087 U	0.0054 U	0.0053 U
Benzyl alcohol	mg/kg	-	-	-	-	-	-	-	-
Bromodichloromethane	mg/kg	0.0051 U	0.0048 U	0.005 U	0.0044 U	0.0046 U	0.0087 U	0.0054 U	0.0053 U
Bromoform	mg/kg	0.0051 U	0.0048 U	0.005 U	0.0044 U	0.0046 U	0.0087 U	0.0054 U	0.0053 U
Bromomethane (Methyl bromide)	mg/kg	0.0051 U	0.0048 U	0.005 U	0.0044 U	0.0046 U	0.0087 U	0.0054 U	0.0053 U
2-Butanone (Methyl ethyl ketone) (MEK)	mg/kg	0.02 U	0.019 U	0.02 U	0.0035 J	0.018 U	0.035 U	0.0022 J	0.0028 J
Carbon disulfide	mg/kg	0.0051 U	0.0048 U	0.005 U	0.0044 U	0.0046 U	0.0087 U	0.0054 U	0.0053 U
Carbon tetrachloride	mg/kg	0.0051 U	0.0048 U	0.005 U	0.0044 U	0.0046 U	0.0087 U	0.0054 U	0.0053 U
4-Chloroaniline	mg/kg	-	-	-	-	-	-	-	-
Chlorobenzene	mg/kg	0.0051 U	0.0048 U	0.005 U	0.0044 U	0.0046 U	0.0087 U	0.0054 U	0.0053 U
Chloroethane	mg/kg	0.0051 U	0.0048 U	0.005 U	0.0044 U	0.0046 U	0.0087 U	0.0054 U	0.0053 U
2-Chloroethyl vinyl ether	mg/kg	-	-	-	-	-	-	-	-
Chloroform (Trichloromethane)	mg/kg	0.0051 U	0.0048 U	0.005 U	0.0044 U	0.0046 U	0.0087 U	0.0054 U	0.0053 U
Chloromethane (Methyl chloride)	mg/kg	0.0051 U	0.0048 U	0.005 U	0.0044 U	0.0046 U	0.0087 U	0.0054 U	0.0053 U
Cyclohexane	mg/kg	0.01 U	0.0097 U	0.01 U	0.0088 U	0.0092 U	0.017 U	0.011 U	0.011 U
Dibenzofuran	mg/kg	-	-	-	-	-	-	-	-
1,2-Dibromo-3-chloropropane (DBCP)	mg/kg	0.01 U	0.0097 U	0.01 U	0.0088 U	0.0092 U	0.017 U	0.011 U	0.011 U
Dibromochloromethane	mg/kg	0.0051 U	0.0048 U	0.005 U	0.0044 U	0.0046 U	0.0087 U	0.0054 U	0.0053 U
1,2-Dibromoethane (Ethylene dibromide)	mg/kg	0.0051 U	0.0048 U	0.005 U	0.0044 U	0.0046 U	0.0087 U	0.0054 U	0.0053 U
1,2-Dichlorobenzene	mg/kg	0.0051 U	0.0048 U	0.005 U	0.0029 J	0.0046 U	0.0087 U	0.0054 U	0.0053 U
1,3-Dichlorobenzene	mg/kg	0.0051 U	0.0048 U	0.005 U	0.0044 U	0.0046 U	0.0087 U	0.0054 U	0.0053 U
1,4-Dichlorobenzene	mg/kg	0.0051 U	0.0048 U	0.005 U	0.0044 U	0.0046 U	0.0087 U	0.0054 U	0.0053 U
Dichlorodifluoromethane (CFC-12)	mg/kg	0.0051 U	0.0048 U	0.005 U	0.0044 U	0.0046 U	0.0087 U	0.0054 U	0.0053 U
Dichloroethane	mg/kg	-	-	-	-	-	-	-	-
1,1-Dichloroethane	mg/kg	0.0051 U	0.0048 U	0.005 U	0.0044 U	0.0046 U	0.0087 U	0.0054 U	0.0053 U
1,2-Dichloroethane	mg/kg	0.0051 U	0.0048 U	0.005 U	0.0044 U	0.0046 U	0.0087 U	0.0054 U	0.0053 U
Dichloroethene	mg/kg	-	-	-	-	-	-	-	-
1,2-Dichloroethene (total)	mg/kg	-	-	-	-	-	-	-	-
1,1-Dichloroethene	mg/kg	0.0051 U	0.0048 U	0.005 U	0.0044 U	0.0046 U	0.0087 U	0.0054 U	0.0053 U
cis-1,2-Dichloroethene	mg/kg	0.0051 U	0.0048 U	0.005 U	0.0012 J	0.0046 U	0.0087 U	0.0054 U	0.0053 U
trans-1,2-Dichloroethene	mg/kg	0.0051 U	0.0048 U	0.005 U	0.0033 J	0.0046 U	0.0087 U	0.0054 U	0.0053 U
1,2-Dichloropropane	mg/kg	0.0051 U	0.0048 U	0.005 U	0.0044 U	0.0046 U	0.0087 U	0.0054 U	0.0053 U
cis-1,3-Dichloropropene	mg/kg	0.0051 U	0.0048 U	0.005 U	0.0044 U	0.0046 U	0.0087 U	0.0054 U	0.0053 U
trans-1,3-Dichloropropene	mg/kg	0.0051 U	0.0048 U	0.005 U	0.0044 U	0.0046 U	0.0087 U	0.0054 U	0.0053 U
Ethylbenzene	mg/kg	0.0051 U	0.0048 U	0.005 U	0.0044 U	0.0046 U	0.0087 U	0.0054 U	0.0053 U
2-Hexanone	mg/kg	0.02 U	0.019 U	0.02 U	0.018 U	0.018 U	0.035 U	0.022 U	0.021 U
Isopropyl benzene	mg/kg	0.0051 U	0.0048 U	0.005 U	0.0044 U	0.0046 U	0.0087 U	0.0054 U	0.0053 U
Methyl acetate	mg/kg	0.01 U	0.0097 U	0.01 U	0.0088 U	0.0092 U	0.017 U	0.011 U	0.011 U
Methyl cyclohexane	mg/kg	0.01 U	0.0097 U	0.01 U	0.0088 U	0.0092 U	0.017 U	0.011 U	0.011 U
Methyl tert butyl ether (MTBE)	mg/kg	0.02 U	0.019 U	0.02 U	0.018 U	0.018 U	0.035 U	0.022 U	0.021 U
4-Methyl-2-pentanone (MIBK)	mg/kg	0.00067 J	0.019 U	0.02 U	0.018 U	0.018 U	0.035 U	0.022 U	0.021 U
Methylene chloride	mg/kg	**0.064**[a]	0.026 U	0.027 U	0.028 U	0.028 U	**0.056 J**[a]	**0.035**[a]	0.021 U
Styrene	mg/kg	0.0051 U	0.0048 U	0.005 U	0.0044 U	0.0046 U	0.0087 U	0.0054 U	0.0053 U
1,1,2,2-Tetrachloroethane	mg/kg	0.0051 U	0.0048 U	0.005 U	0.0044 U	0.0046 U	0.0087 U	0.0054 U	0.0053 U
Tetrachloroethene	mg/kg	0.00069 J	0.0048 U	0.005 U	0.0044 U	0.0046 U	0.0087 U	0.0054 U	0.0053 U

APPENDIX G.1

SOIL QUALITY DATA
RFI REPORT
FORMER MANUAL TRANSMISSIONS OF MUNCIE FACILITY
MUNCIE, INDIANA

AOI		*AOI 14.1*	*AOI 14.1*	*AOI 14.1*	*AOI 14.1*	*AOI 14.1*	*AOI 14.1*	*AOI 14.1*	*AOI 14.1*
Sample Location		*BH27-13*	*BH28-13*	*BH29-13*	*BH30-13*	*BH31-13*	*MW54-13*	*MW54-13*	*BH27-13*
Sample Identification		*S-021413-SM-076*	*S-021413-SM-094*	*S-021413-SM-079*	*S-021413-SM-091*	*S-021413-SM-082*	*S-021413-SM-072*	*S-021413-SM-073*	*S-021413-SM-077*
Sample Date		*2/14/2013*	*2/14/2013*	*2/14/2013*	*2/14/2013*	*2/14/2013*	*2/14/2013*	*2/14/2013*	*2/14/2013*
Sample Depth		*(0-2.5) ft BGS*	*(0-2.5) ft BGS*	*(0-2.5) ft BGS*	*(0-2.5) ft BGS*	*(0-2.5) ft BGS*	*(0-2.5) ft BGS*	*(2.5-5) ft BGS*	*(7.5-10) ft BGS*
Sample Type	*Units*								
VOCs (Continued)									
Toluene	mg/kg	0.0051 U	0.0048 U	0.005 U	0.00084 J	0.0046 U	0.0087 U	0.0054 U	0.00036 J
1,2,4-Trichlorobenzene	mg/kg	0.0051 U	0.0048 U	0.005 U	0.0044 U	0.0046 U	0.0087 U	0.0054 U	0.0053 U
Trichloroethane	mg/kg	-	-	-	-	-	-	-	-
1,1,1-Trichloroethane	mg/kg	0.0023 J	0.0048 U	0.005 U	0.0044 U	0.0046 U	0.0087 U	0.0054 U	0.0053 U
1,1,2-Trichloroethane	mg/kg	0.0051 U	0.0048 U	0.005 U	0.0044 U	0.0046 U	0.0087 U	0.0054 U	0.0053 U
Trichloroethene	mg/kg	0.0051 U	0.0048 U	0.005 U	0.00095 J	0.0046 U	0.0087 U	0.0054 U	0.0053 U
Trichlorofluoromethane (CFC-11)	mg/kg	0.0051 U	0.0048 U	0.005 U	0.0044 U	0.0046 U	0.0087 U	0.0054 U	0.0053 U
Trifluorotrichloroethane (Freon 113)	mg/kg	0.0051 U	0.0048 U	0.005 U	0.0044 U	0.0046 U	0.0087 U	0.0054 U	0.0053 U
Vinyl acetate	mg/kg	-	-	-	-	-	-	-	-
Vinyl chloride	mg/kg	0.0051 U	0.0048 U	0.005 U	0.0035 J	0.0046 U	0.0087 U	0.0054 U	0.0053 U
Xylenes (total)	mg/kg	0.01 U	0.0097 U	0.01 U	0.0088 U	0.0092 U	0.017 U	0.011 U	0.011 U
Semi-Volatile Organic Compounds (SVOCs)									
Acenaphthene	mg/kg	-	-	-	-	-	0.57 J	0.0087	-
Acenaphthylene	mg/kg	-	-	-	-	-	0.048 U	0.0084 U	-
Acetophenone	mg/kg	-	-	-	-	-	0.72 U	0.13 U	-
Anthracene	mg/kg	-	-	-	-	-	1 J	0.015	-
Atrazine	mg/kg	-	-	-	-	-	1.4 U	0.25 U	-
Benzaldehyde	mg/kg	-	-	-	-	-	0.72 U	0.13 U	-
Benzo(a)anthracene	mg/kg	-	-	-	-	-	**3.1**[a]	0.037	-
Benzo(a)pyrene	mg/kg	-	-	-	-	-	**3.1**[b]	0.044	-
Benzo(b)fluoranthene	mg/kg	-	-	-	-	-	**4.7**	0.062	-
Benzo(g,h,i)perylene	mg/kg	-	-	-	-	-	1.7 J	0.014	-
Benzo(k)fluoranthene	mg/kg	-	-	-	-	-	2 J	0.032	-
Benzoic acid	mg/kg	-	-	-	-	-	-	-	-
Biphenyl (1,1-Biphenyl)	mg/kg	-	-	-	-	-	0.36 U	0.063 U	-
4-Bromophenyl phenyl ether	mg/kg	-	-	-	-	-	R	0.063 U	-
Butyl benzylphthalate (BBP)	mg/kg	-	-	-	-	-	R	0.063 U	-
Caprolactam	mg/kg	-	-	-	-	-	2.4 U	0.42 U	-
Carbazole	mg/kg	-	-	-	-	-	0.69 J	0.063 U	-
4-Chloro-3-methylphenol	mg/kg	-	-	-	-	-	1.1 U	0.19 U	-
4-Chloroaniline	mg/kg	-	-	-	-	-	1.1 U	0.19 U	-
bis(2-Chloroethoxy)methane	mg/kg	-	-	-	-	-	0.72 U	0.13 U	-
bis(2-Chloroethyl)ether	mg/kg	-	-	-	-	-	0.72 U	0.13 U	-
2-Chloronaphthalene	mg/kg	-	-	-	-	-	0.36 U	0.063 U	-
2-Chlorophenol	mg/kg	-	-	-	-	-	0.36 U	0.063 U	-
4-Chlorophenyl phenyl ether	mg/kg	-	-	-	-	-	0.36 U	0.063 U	-
Chrysene	mg/kg	-	-	-	-	-	3.7	0.041	-
Dibenz(a,h)anthracene	mg/kg	-	-	-	-	-	R	0.0084 U	-
Dibenzofuran	mg/kg	-	-	-	-	-	0.26 J	0.063 U	-
1,2-Dichlorobenzene	mg/kg	-	-	-	-	-	-	-	-
1,3-Dichlorobenzene	mg/kg	-	-	-	-	-	-	-	-
1,4-Dichlorobenzene	mg/kg	-	-	-	-	-	-	-	-
3,3'-Dichlorobenzidine	mg/kg	-	-	-	-	-	R	0.13 U	-
2,4-Dichlorophenol	mg/kg	-	-	-	-	-	1.1 U	0.19 U	-

APPENDIX G.1

SOIL QUALITY DATA
RFI REPORT
FORMER MANUAL TRANSMISSIONS OF MUNCIE FACILITY
MUNCIE, INDIANA

AOI		*AOI 14.1*	*AOI 14.1*	*AOI 14.1*	*AOI 14.1*	*AOI 14.1*	*AOI 14.1*	*AOI 14.1*	*AOI 14.1*
Sample Location		*BH27-13*	*BH28-13*	*BH29-13*	*BH30-13*	*BH31-13*	*MW54-13*	*MW54-13*	*BH27-13*
Sample Identification		*S-021413-SM-076*	*S-021413-SM-094*	*S-021413-SM-079*	*S-021413-SM-091*	*S-021413-SM-082*	*S-021413-SM-072*	*S-021413-SM-073*	*S-021413-SM-077*
Sample Date		*2/14/2013*	*2/14/2013*	*2/14/2013*	*2/14/2013*	*2/14/2013*	*2/14/2013*	*2/14/2013*	*2/14/2013*
Sample Depth		*(0-2.5) ft BGS*	*(0-2.5) ft BGS*	*(0-2.5) ft BGS*	*(0-2.5) ft BGS*	*(0-2.5) ft BGS*	*(0-2.5) ft BGS*	*(2.5-5) ft BGS*	*(7.5-10) ft BGS*
Sample Type	*Units*								
SVOCs (Continued)									
Diethyl phthalate	mg/kg	-	-	-	-	-	0.36 U	0.063 U	-
Dimethyl phthalate	mg/kg	-	-	-	-	-	0.36 U	0.063 U	-
2,4-Dimethylphenol	mg/kg	-	-	-	-	-	1.1 U	0.19 U	-
Di-n-butylphthalate (DBP)	mg/kg	-	-	-	-	-	0.36 U	0.063 U	-
4,6-Dinitro-2-methylphenol	mg/kg	-	-	-	-	-	R	0.19 U	-
2,4-Dinitrophenol	mg/kg	-	-	-	-	-	R	0.42 U	-
2,4-Dinitrotoluene	mg/kg	-	-	-	-	-	R	0.25 U	-
2,6-Dinitrotoluene	mg/kg	-	-	-	-	-	1.4 U	0.25 U	-
Di-n-octyl phthalate (DnOP)	mg/kg	-	-	-	-	-	0.36 UJ	0.063 U	-
bis(2-Ethylhexyl)phthalate (DEHP)	mg/kg	-	-	-	-	-	0.31 J	0.063 U	-
Fluoranthene	mg/kg	-	-	-	-	-	7.8	0.081	-
Fluorene	mg/kg	-	-	-	-	-	0.46 J	0.0079 J	-
Hexachlorobenzene	mg/kg	-	-	-	-	-	0.048 U	0.0084 U	-
Hexachlorobutadiene	mg/kg	-	-	-	-	-	0.36 U	0.063 U	-
Hexachlorocyclopentadiene	mg/kg	-	-	-	-	-	R	0.42 U	-
Hexachloroethane	mg/kg	-	-	-	-	-	0.36 U	0.063 U	-
Indeno(1,2,3-cd)pyrene	mg/kg	-	-	-	-	-	1.6 J	0.016	-
Isophorone	mg/kg	-	-	-	-	-	0.36 U	0.063 U	-
2-Methylnaphthalene	mg/kg	-	-	-	-	-	0.11 J	0.0084 U	-
2-Methylphenol	mg/kg	-	-	-	-	-	R	0.25 U	-
3&4-Methylphenol	mg/kg	-	-	-	-	-	2.9 U	0.51 U	-
4-Methylphenol	mg/kg	-	-	-	-	-	-	-	-
Naphthalene	mg/kg	-	-	-	-	-	**0.1[a]**	0.0084 U	-
2-Nitroaniline	mg/kg	-	-	-	-	-	1.4 U	0.25 U	-
3-Nitroaniline	mg/kg	-	-	-	-	-	1.4 U	0.25 U	-
4-Nitroaniline	mg/kg	-	-	-	-	-	1.4 U	0.25 U	-
Nitrobenzene	mg/kg	-	-	-	-	-	0.72 U	0.13 U	-
2-Nitrophenol	mg/kg	-	-	-	-	-	0.36 U	0.063 U	-
4-Nitrophenol	mg/kg	-	-	-	-	-	R	0.42 U	-
N-Nitrosodi-n-propylamine	mg/kg	-	-	-	-	-	0.36 U	0.063 U	-
N-Nitrosodiphenylamine	mg/kg	-	-	-	-	-	R	0.063 U	-
N-Nitrosodimethylamine	mg/kg	-	-	-	-	-	-	-	-
2,2'-Oxybis(1-chloropropane)	mg/kg	-	-	-	-	-	0.72 U	0.13 U	-
Pentachlorophenol	mg/kg	-	-	-	-	-	1.1 U	0.19 U	-
Phenanthrene	mg/kg	-	-	-	-	-	4.5	0.056	-
Phenol	mg/kg	-	-	-	-	-	0.36 U	0.063 U	-
Pyrene	mg/kg	-	-	-	-	-	5.8	0.067	-
1,2,4-Trichlorobenzene	mg/kg	-	-	-	-	-	-	-	-
2,4,5-Trichlorophenol	mg/kg	-	-	-	-	-	1.1 U	0.19 U	-
2,4,6-Trichlorophenol	mg/kg	-	-	-	-	-	R	0.19 U	-

APPENDIX G.1

SOIL QUALITY DATA
RFI REPORT
FORMER MANUAL TRANSMISSIONS OF MUNCIE FACILITY
MUNCIE, INDIANA

AOI		*AOI 14.1*	*AOI 14.1*	*AOI 14.1*	*AOI 14.1*	*AOI 14.1*	*AOI 14.1*	*AOI 14.1*	*AOI 14.1*
Sample Location		*BH27-13*	*BH28-13*	*BH29-13*	*BH30-13*	*BH31-13*	*MW54-13*	*MW54-13*	*BH27-13*
Sample Identification		*S-021413-SM-076*	*S-021413-SM-094*	*S-021413-SM-079*	*S-021413-SM-091*	*S-021413-SM-082*	*S-021413-SM-072*	*S-021413-SM-073*	*S-021413-SM-077*
Sample Date		*2/14/2013*	*2/14/2013*	*2/14/2013*	*2/14/2013*	*2/14/2013*	*2/14/2013*	*2/14/2013*	*2/14/2013*
Sample Depth		*(0-2.5) ft BGS*	*(0-2.5) ft BGS*	*(0-2.5) ft BGS*	*(0-2.5) ft BGS*	*(0-2.5) ft BGS*	*(0-2.5) ft BGS*	*(2.5-5) ft BGS*	*(7.5-10) ft BGS*
Sample Type	*Units*								
Polychlorinated Biphenyls (PCBs)									
Aroclor-1016 (PCB-1016)	mg/kg	-	-	-	-	-	0.036 U	0.042 U	-
Aroclor-1221 (PCB-1221)	mg/kg	-	-	-	-	-	0.036 U	0.042 U	-
Aroclor-1232 (PCB-1232)	mg/kg	-	-	-	-	-	0.036 U	0.042 U	-
Aroclor-1242 (PCB-1242)	mg/kg	-	-	-	-	-	0.036 U	0.042 U	-
Aroclor-1248 (PCB-1248)	mg/kg	-	-	-	-	-	0.036 U	0.042 U	-
Aroclor-1254 (PCB-1254)	mg/kg	-	-	-	-	-	0.036 U	0.042 U	-
Aroclor-1260 (PCB-1260)	mg/kg	-	-	-	-	-	0.036 U	0.042 U	-
Total PCBs	mg/kg	-	-	-	-	-	ND	ND	-
Total Petroleum Hydrocarbons (TPH)									
Total Petroleum Hydrocarbons - Diesel	mg/kg	-	-	-	-	-	-	-	-
Total Petroleum Hydrocarbons - Gas	mg/kg	-	-	-	-	-	-	-	-
Total Petroleum Hydrocarbons - Oil	mg/kg	-	-	-	-	-	-	-	-
Total Petroleum Hydrocarbons	mg/kg	-	-	-	-	-	-	-	-
Total Petroleum Hydrocarbons - Purgeable (GRO)	mg/kg	-	-	-	-	-	-	-	-
Total Petroleum Hydrocarbons (C10-C20)	mg/kg	-	-	-	-	-	-	-	-
Total Petroleum Hydrocarbons (C20-C34)	mg/kg	-	-	-	-	-	-	-	-
Total Petroleum Hydrocarbons (C6-C10) GRO	mg/kg	-	-	-	-	-	-	-	-
Metals									
Aluminum	mg/kg	-	-	-	-	-	5600	16000	-
Antimony	mg/kg	-	-	-	-	-	1.0 J	1.2 UJ	-
Arsenic	mg/kg	-	-	-	-	-	**6.0**[a]	**7.4**[a]	-
Barium	mg/kg	-	-	-	-	-	86	100	-
Beryllium	mg/kg	-	-	-	-	-	0.046 J	0.34 J	-
Cadmium	mg/kg	-	-	-	-	-	1.1	0.24 U	-
Calcium	mg/kg	-	-	-	-	-	120000	2400	-
Chromium	mg/kg	-	-	-	-	-	19	22	-
Chromium VI (hexavalent)	mg/kg	-	-	-	-	-	-	-	-
Cobalt	mg/kg	-	-	-	-	-	**5.5**[a]	**10**[a]	-
Copper	mg/kg	-	-	-	-	-	22	22	-
Iron	mg/kg	-	-	-	-	-	**9600**[a]	**24000**[a]	-
Lead	mg/kg	-	-	-	-	-	130 J	16 J	-
Magnesium	mg/kg	-	-	-	-	-	28000	3100	-
Manganese	mg/kg	-	-	-	-	-	370	330	-
Mercury	mg/kg	-	-	-	-	-	0.13 J	0.13 J	-
Nickel	mg/kg	-	-	-	-	-	17	21	-
Potassium	mg/kg	-	-	-	-	-	1200	1600	-
Selenium	mg/kg	-	-	-	-	-	0.51 U	0.96	-
Silver	mg/kg	-	-	-	-	-	0.51 U	0.59 U	-
Sodium	mg/kg	-	-	-	-	-	1400	590 U	-
Thallium	mg/kg	-	-	-	-	-	1.1	0.90 J	-
Vanadium	mg/kg	-	-	-	-	-	15	41	-
Zinc	mg/kg	-	-	-	-	-	190 J	66 J	-

APPENDIX G.1

SOIL QUALITY DATA
RFI REPORT
FORMER MANUAL TRANSMISSIONS OF MUNCIE FACILITY
MUNCIE, INDIANA

AOI		*AOI 14.1*	*AOI 14.1*	*AOI 14.1*	*AOI 14.1*	*AOI 14.1*	*AOI 14.1*	*AOI 14.1*	*AOI 14.1*
Sample Location		*BH27-13*	*BH28-13*	*BH29-13*	*BH30-13*	*BH31-13*	*MW54-13*	*MW54-13*	*BH27-13*
Sample Identification		*S-021413-SM-076*	*S-021413-SM-094*	*S-021413-SM-079*	*S-021413-SM-091*	*S-021413-SM-082*	*S-021413-SM-072*	*S-021413-SM-073*	*S-021413-SM-077*
Sample Date		*2/14/2013*	*2/14/2013*	*2/14/2013*	*2/14/2013*	*2/14/2013*	*2/14/2013*	*2/14/2013*	*2/14/2013*
Sample Depth		*(0-2.5) ft BGS*	*(0-2.5) ft BGS*	*(0-2.5) ft BGS*	*(0-2.5) ft BGS*	*(0-2.5) ft BGS*	*(0-2.5) ft BGS*	*(2.5-5) ft BGS*	*(7.5-10) ft BGS*
Sample Type	*Units*								
General Chemistry									
Carbonate (as CaCO3)	mg/kg	-	-	-	-	-	-	-	-
Chloride	mg/kg	-	-	-	-	-	-	-	-
Chloride	s.u.	-	-	-	-	-	-	-	-
Cyanide (total)	mg/kg	-	-	-	-	-	0.23 J	0.74	-
N-Hexane extractable material	mg/kg	-	-	-	-	-	-	-	-
Percent moisture	%	-	-	-	-	-	-	-	-
pH	s.u.	-	-	-	-	-	-	-	-
Saturated aliphatic hydrocarbons	mg/kg	-	-	-	-	-	-	-	-
Sulfate	mg/kg	-	-	-	-	-	-	-	-
Total solids	%	-	-	-	-	-	-	-	-

Notes
mg/kg - Milligrams per kilogram
"-" - No value
U - Not detected at the associated reporting limit
J - Estimated concentration
UJ - Not detected; associated reporting limit is estimated
R - Rejected
s.u. - Standard units
nc - No criteria
ND - Non Detect (calculation)
BOLD[abc] Concentration exceeds associated screening level
IDEM Appendix A: Screening Levels Remedation Closure Guide - March 25, 2014
a - Exceeds IDEM residential migration to ground water screening levels
b - Exceeds IDEM commercial/industrial direct contact screening levels
c - Exceeds IDEM excavation direct contact screening levels

APPENDIX G.1

SOIL QUALITY DATA
RFI REPORT
FORMER MANUAL TRANSMISSIONS OF MUNCIE FACILITY
MUNCIE, INDIANA

AOI		*AOI 14.1*	*AOI 14.1*	*AOI 14.1*	*AOI 14.1*	*AOI 14.1*	*AOI 14.1*	*AOI 14.1*	*AOI 14.1*
Sample Location		*BH28-13*	*BH29-13*	*BH30-13*	*BH31-13*	*MW54-13*	*MW54-13*	*BH31-13*	*BH27-13*
Sample Identification		*S-021413-SM-095*	*S-021413-SM-080*	*S-021413-SM-092*	*S-021413-SM-083*	*S-021413-SM-074*	*S-021413-SM-075*	*S-021413-SM-084*	*S-021413-SM-078*
Sample Date		*2/14/2013*	*2/14/2013*	*2/14/2013*	*2/14/2013*	*2/14/2013*	*2/14/2013*	*2/14/2013*	*2/14/2013*
Sample Depth		*(7.5-10) ft BGS*	*(7.5-10) ft BGS*	*(7.5-10) ft BGS*	*(7.5-10) ft BGS*	*(7.5-10) ft BGS*	*(7.5-10) ft BGS*	*(10-11) ft BGS*	*(11-12) ft BGS*
Sample Type	*Units*					*Duplicate*			
Volatile Organic Compounds (VOCs)									
Acetone	mg/kg	0.025 U	0.022 U	0.021 U	0.021 U	0.022 U	0.025 U	0.023 U	0.021 U
Benzene	mg/kg	0.0055 U	0.0055 U	0.0054 U	0.0051 U	0.0055 U	0.0063 U	0.0057 U	0.0053 U
Benzyl alcohol	mg/kg	-	-	-	-	-	-	-	-
Bromodichloromethane	mg/kg	0.0055 U	0.0055 U	0.0054 U	0.0051 U	0.0055 U	0.0063 U	0.0057 U	0.0053 U
Bromoform	mg/kg	0.0055 U	0.0055 U	0.0054 U	0.0051 U	0.0055 U	0.0063 U	0.0057 U	0.0053 U
Bromomethane (Methyl bromide)	mg/kg	0.0055 U	0.0055 U	0.0054 U	0.0051 U	0.0055 U	0.0063 U	0.0057 U	0.0053 U
2-Butanone (Methyl ethyl ketone) (MEK)	mg/kg	0.0041 J	0.022 U	0.0029 J	0.021 U	0.0018 J	0.025 U	0.023 U	0.021 U
Carbon disulfide	mg/kg	0.0055 U	0.0055 U	0.0054 U	0.0051 U	0.0055 U	0.0063 U	0.0057 U	0.0053 U
Carbon tetrachloride	mg/kg	0.0055 U	0.0055 U	0.0054 U	0.0051 U	0.0055 U	0.0063 U	0.0057 U	0.0053 U
4-Chloroaniline	mg/kg	-	-	-	-	-	-	-	-
Chlorobenzene	mg/kg	0.0055 U	0.0055 U	0.0054 U	0.0051 U	0.0055 U	0.0063 U	0.0057 U	0.0053 U
Chloroethane	mg/kg	0.0055 U	0.0055 U	0.0054 U	0.0051 U	0.0055 U	0.0063 U	0.0057 U	0.0053 U
2-Chloroethyl vinyl ether	mg/kg	-	-	-	-	-	-	-	-
Chloroform (Trichloromethane)	mg/kg	0.0055 U	0.0055 U	0.0054 U	0.0051 U	0.0055 U	0.0063 U	0.0057 U	0.0053 U
Chloromethane (Methyl chloride)	mg/kg	0.0055 U	0.0055 U	0.0054 U	0.0051 U	0.0055 U	0.0063 U	0.0057 U	0.0053 U
Cyclohexane	mg/kg	0.011 U	0.011 U	0.011 U	0.01 U	0.011 U	0.013 U	0.011 U	0.011 U
Dibenzofuran	mg/kg	-	-	-	-	-	-	-	-
1,2-Dibromo-3-chloropropane (DBCP)	mg/kg	0.011 U	0.011 U	0.011 U	0.01 U	0.011 U	0.013 U	0.011 U	0.011 U
Dibromochloromethane	mg/kg	0.0055 U	0.0055 U	0.0054 U	0.0051 U	0.0055 U	0.0063 U	0.0057 U	0.0053 U
1,2-Dibromoethane (Ethylene dibromide)	mg/kg	0.0055 U	0.0055 U	0.0054 U	0.0051 U	0.0055 U	0.0063 U	0.0057 U	0.0053 U
1,2-Dichlorobenzene	mg/kg	0.0055 U	0.0055 U	0.0054 U	0.0051 U	0.0055 U	0.0063 U	0.0057 U	0.0053 U
1,3-Dichlorobenzene	mg/kg	0.0055 U	0.0055 U	0.0054 U	0.0051 U	0.0055 U	0.0063 U	0.0057 U	0.0053 U
1,4-Dichlorobenzene	mg/kg	0.0055 U	0.0055 U	0.0054 U	0.0051 U	0.0055 U	0.0063 U	0.0057 U	0.0053 U
Dichlorodifluoromethane (CFC-12)	mg/kg	0.0055 U	0.0055 U	0.0054 U	0.0051 U	0.0055 U	0.0063 U	0.0057 U	0.0053 U
Dichloroethane	mg/kg	-	-	-	-	-	-	-	-
1,1-Dichloroethane	mg/kg	0.0055 U	0.0055 U	0.0054 U	0.0051 U	0.0055 U	0.0063 U	0.0057 U	0.0053 U
1,2-Dichloroethane	mg/kg	0.0055 U	0.0055 U	0.0054 U	0.0051 U	0.0055 U	0.0063 U	0.0057 U	0.0053 U
Dichloroethene	mg/kg	-	-	-	-	-	-	-	-
1,2-Dichloroethene (total)	mg/kg	-	-	-	-	-	-	-	-
1,1-Dichloroethene	mg/kg	0.0055 U	0.0055 U	0.0054 U	0.0051 U	0.0055 U	0.0063 U	0.0057 U	0.0053 U
cis-1,2-Dichloroethene	mg/kg	0.0055 U	0.0055 U	0.0054 U	0.0051 U	0.0055 U	0.0063 U	0.0057 U	0.0053 U
trans-1,2-Dichloroethene	mg/kg	0.0055 U	0.0055 U	0.0054 U	0.0051 U	0.0055 U	0.0063 U	0.0057 U	0.0053 U
1,2-Dichloropropane	mg/kg	0.0055 U	0.0055 U	0.0054 U	0.0051 U	0.0055 U	0.0063 U	0.0057 U	0.0053 U
cis-1,3-Dichloropropene	mg/kg	0.0055 U	0.0055 U	0.0054 U	0.0051 U	0.0055 U	0.0063 U	0.0057 U	0.0053 U
trans-1,3-Dichloropropene	mg/kg	0.0055 U	0.0055 U	0.0054 U	0.0051 U	0.0055 U	0.0063 U	0.0057 U	0.0053 U
Ethylbenzene	mg/kg	0.0055 U	0.0055 U	0.0054 U	0.0051 U	0.0055 U	0.0063 U	0.0057 U	0.0053 U
2-Hexanone	mg/kg	0.022 U	0.022 U	0.021 U	0.021 U	0.022 U	0.025 U	0.023 U	0.021 U
Isopropyl benzene	mg/kg	0.0055 U	0.0055 U	0.0054 U	0.0051 U	0.0055 U	0.0063 U	0.0057 U	0.0053 U
Methyl acetate	mg/kg	0.011 U	0.011 U	0.011 U	0.01 U	0.011 U	0.013 U	0.011 U	0.011 U
Methyl cyclohexane	mg/kg	0.011 U	0.011 U	0.011 U	0.01 U	0.011 U	0.013 U	0.011 U	0.011 U
Methyl tert butyl ether (MTBE)	mg/kg	0.022 U	0.022 U	0.021 U	0.021 U	0.022 U	0.025 U	0.023 U	0.021 U
4-Methyl-2-pentanone (MIBK)	mg/kg	0.022 U	0.022 U	0.021 U	0.021 U	0.022 U	0.0014 J	0.023 U	0.021 U
Methylene chloride	mg/kg	**0.036**[a]	0.027 U	0.024 U	0.022 U	**0.036**[a]	**0.056**[a]	0.031 U	**0.039**[a]
Styrene	mg/kg	0.0055 U	0.0055 U	0.0054 U	0.0051 U	0.0055 U	0.00054 J	0.0057 U	0.0053 U
1,1,2,2-Tetrachloroethane	mg/kg	0.0055 U	0.0055 U	0.0054 U	0.0051 U	0.0055 U	0.0063 U	0.0057 U	0.0053 U
Tetrachloroethene	mg/kg	0.0055 U	0.0055 U	0.0054 U	0.0051 U	0.0055 U	0.0063 U	0.0057 U	0.0053 U

APPENDIX G.1

SOIL QUALITY DATA
RFI REPORT
FORMER MANUAL TRANSMISSIONS OF MUNCIE FACILITY
MUNCIE, INDIANA

AOI		*AOI 14.1*	*AOI 14.1*	*AOI 14.1*	*AOI 14.1*	*AOI 14.1*	*AOI 14.1*	*AOI 14.1*	*AOI 14.1*
Sample Location		*BH28-13*	*BH29-13*	*BH30-13*	*BH31-13*	*MW54-13*	*MW54-13*	*BH31-13*	*BH27-13*
Sample Identification		*S-021413-SM-095*	*S-021413-SM-080*	*S-021413-SM-092*	*S-021413-SM-083*	*S-021413-SM-074*	*S-021413-SM-075*	*S-021413-SM-084*	*S-021413-SM-078*
Sample Date		*2/14/2013*	*2/14/2013*	*2/14/2013*	*2/14/2013*	*2/14/2013*	*2/14/2013*	*2/14/2013*	*2/14/2013*
Sample Depth		*(7.5-10) ft BGS*	*(7.5-10) ft BGS*	*(7.5-10) ft BGS*	*(7.5-10) ft BGS*	*(7.5-10) ft BGS*	*(7.5-10) ft BGS*	*(10-11) ft BGS*	*(11-12) ft BGS*
Sample Type	*Units*					*Duplicate*			
VOCs (Continued)									
Toluene	mg/kg	0.0055 U	0.0055 U	0.0054 U	0.0051 U	0.0055 U	0.0063 U	0.0057 U	0.0053 U
1,2,4-Trichlorobenzene	mg/kg	0.0055 U	0.0055 U	0.0054 U	0.0051 U	0.0055 U	0.0063 U	0.0057 U	0.0053 U
Trichloroethane	mg/kg	-	-	-	-	-	-	-	-
1,1,1-Trichloroethane	mg/kg	0.0055 U	0.0055 U	0.0054 U	0.0051 U	0.0055 U	0.0063 U	0.0057 U	0.00059 J
1,1,2-Trichloroethane	mg/kg	0.0055 U	0.0055 U	0.0054 U	0.0051 U	0.0055 U	0.0063 U	0.0057 U	0.0053 U
Trichloroethene	mg/kg	0.0055 U	0.0055 U	0.0054 U	0.0051 U	0.0055 U	0.0063 U	0.0057 U	0.035
Trichlorofluoromethane (CFC-11)	mg/kg	0.0055 U	0.0055 U	0.0054 U	0.0051 U	0.0055 U	0.0063 U	0.0057 U	0.0053 U
Trifluorotrichloroethane (Freon 113)	mg/kg	0.0055 U	0.0055 U	0.0054 U	0.0051 U	0.0055 U	0.0063 U	0.0057 U	0.0053 U
Vinyl acetate	mg/kg	-	-	-	-	-	-	-	-
Vinyl chloride	mg/kg	0.0055 U	0.0055 U	0.0054 U	0.0051 U	0.0055 U	0.0063 U	0.0057 U	0.0053 U
Xylenes (total)	mg/kg	0.011 U	0.011 U	0.011 U	0.01 U	0.011 U	0.013 U	0.011 U	0.011 U
Semi-Volatile Organic Compounds (SVOCs)									
Acenaphthene	mg/kg	-	-	-	-	0.0083 U	0.065	-	-
Acenaphthylene	mg/kg	-	-	-	-	0.0083 U	0.0057 J	-	-
Acetophenone	mg/kg	-	-	-	-	0.13 U	0.11 U	-	-
Anthracene	mg/kg	-	-	-	-	0.0083 U	0.17	-	-
Atrazine	mg/kg	-	-	-	-	0.25 U	0.23 U	-	-
Benzaldehyde	mg/kg	-	-	-	-	0.13 U	0.11 U	-	-
Benzo(a)anthracene	mg/kg	-	-	-	-	0.019	0.52	-	-
Benzo(a)pyrene	mg/kg	-	-	-	-	0.02	**0.52**	-	-
Benzo(b)fluoranthene	mg/kg	-	-	-	-	0.028	0.75	-	-
Benzo(g,h,i)perylene	mg/kg	-	-	-	-	0.0083 U	0.3	-	-
Benzo(k)fluoranthene	mg/kg	-	-	-	-	0.017	0.26	-	-
Benzoic acid	mg/kg	-	-	-	-	-	-	-	-
Biphenyl (1,1-Biphenyl)	mg/kg	-	-	-	-	0.063 U	0.057 U	-	-
4-Bromophenyl phenyl ether	mg/kg	-	-	-	-	0.063 U	0.057 U	-	-
Butyl benzylphthalate (BBP)	mg/kg	-	-	-	-	0.063 U	0.057 U	-	-
Caprolactam	mg/kg	-	-	-	-	0.41 U	0.38 U	-	-
Carbazole	mg/kg	-	-	-	-	0.063 U	0.11	-	-
4-Chloro-3-methylphenol	mg/kg	-	-	-	-	0.19 U	0.17 U	-	-
4-Chloroaniline	mg/kg	-	-	-	-	0.19 U	0.17 U	-	-
bis(2-Chloroethoxy)methane	mg/kg	-	-	-	-	0.13 U	0.11 U	-	-
bis(2-Chloroethyl)ether	mg/kg	-	-	-	-	0.13 U	0.11 U	-	-
2-Chloronaphthalene	mg/kg	-	-	-	-	0.063 U	0.057 U	-	-
2-Chlorophenol	mg/kg	-	-	-	-	0.063 U	0.057 U	-	-
4-Chlorophenyl phenyl ether	mg/kg	-	-	-	-	0.063 U	0.057 U	-	-
Chrysene	mg/kg	-	-	-	-	0.016	0.58	-	-
Dibenz(a,h)anthracene	mg/kg	-	-	-	-	0.0083 U	0.086	-	-
Dibenzofuran	mg/kg	-	-	-	-	0.063 U	0.027 J	-	-
1,2-Dichlorobenzene	mg/kg	-	-	-	-	-	-	-	-
1,3-Dichlorobenzene	mg/kg	-	-	-	-	-	-	-	-
1,4-Dichlorobenzene	mg/kg	-	-	-	-	-	-	-	-
3,3'-Dichlorobenzidine	mg/kg	-	-	-	-	0.13 U	0.11 UJ	-	-
2,4-Dichlorophenol	mg/kg	-	-	-	-	0.19 U	0.17 U	-	-

APPENDIX G.1

SOIL QUALITY DATA
RFI REPORT
FORMER MANUAL TRANSMISSIONS OF MUNCIE FACILITY
MUNCIE, INDIANA

AOI		*AOI 14.1*	*AOI 14.1*	*AOI 14.1*	*AOI 14.1*	*AOI 14.1*	*AOI 14.1*	*AOI 14.1*	*AOI 14.1*
Sample Location		*BH28-13*	*BH29-13*	*BH30-13*	*BH31-13*	*MW54-13*	*MW54-13*	*BH31-13*	*BH27-13*
Sample Identification		*S-021413-SM-095*	*S-021413-SM-080*	*S-021413-SM-092*	*S-021413-SM-083*	*S-021413-SM-074*	*S-021413-SM-075*	*S-021413-SM-084*	*S-021413-SM-078*
Sample Date		*2/14/2013*	*2/14/2013*	*2/14/2013*	*2/14/2013*	*2/14/2013*	*2/14/2013*	*2/14/2013*	*2/14/2013*
Sample Depth		*(7.5-10) ft BGS*	*(7.5-10) ft BGS*	*(7.5-10) ft BGS*	*(7.5-10) ft BGS*	*(7.5-10) ft BGS*	*(7.5-10) ft BGS*	*(10-11) ft BGS*	*(11-12) ft BGS*
Sample Type	*Units*					*Duplicate*			
SVOCs (Continued)									
Diethyl phthalate	mg/kg	-	-	-	-	0.063 U	0.057 U	-	-
Dimethyl phthalate	mg/kg	-	-	-	-	0.063 U	0.057 U	-	-
2,4-Dimethylphenol	mg/kg	-	-	-	-	0.19 U	0.17 U	-	-
Di-n-butylphthalate (DBP)	mg/kg	-	-	-	-	0.063 U	0.057 U	-	-
4,6-Dinitro-2-methylphenol	mg/kg	-	-	-	-	0.19 U	0.17 U	-	-
2,4-Dinitrophenol	mg/kg	-	-	-	-	0.41 U	0.38 U	-	-
2,4-Dinitrotoluene	mg/kg	-	-	-	-	0.25 U	0.23 U	-	-
2,6-Dinitrotoluene	mg/kg	-	-	-	-	0.25 U	0.23 U	-	-
Di-n-octyl phthalate (DnOP)	mg/kg	-	-	-	-	0.063 U	0.057 U	-	-
bis(2-Ethylhexyl)phthalate (DEHP)	mg/kg	-	-	-	-	0.024 J	0.057 U	-	-
Fluoranthene	mg/kg	-	-	-	-	0.039	1.1	-	-
Fluorene	mg/kg	-	-	-	-	0.0083 U	0.053	-	-
Hexachlorobenzene	mg/kg	-	-	-	-	0.0083 U	0.0077 U	-	-
Hexachlorobutadiene	mg/kg	-	-	-	-	0.063 U	0.057 U	-	-
Hexachlorocyclopentadiene	mg/kg	-	-	-	-	0.41 U	0.38 U	-	-
Hexachloroethane	mg/kg	-	-	-	-	0.063 U	0.057 U	-	-
Indeno(1,2,3-cd)pyrene	mg/kg	-	-	-	-	0.0083 U	0.26	-	-
Isophorone	mg/kg	-	-	-	-	0.063 U	0.057 U	-	-
2-Methylnaphthalene	mg/kg	-	-	-	-	0.0083 U	0.011	-	-
2-Methylphenol	mg/kg	-	-	-	-	0.25 U	0.23 U	-	-
3&4-Methylphenol	mg/kg	-	-	-	-	0.5 U	0.46 U	-	-
4-Methylphenol	mg/kg	-	-	-	-	-	-	-	-
Naphthalene	mg/kg	-	-	-	-	0.0083 U	0.012	-	-
2-Nitroaniline	mg/kg	-	-	-	-	0.25 U	0.23 U	-	-
3-Nitroaniline	mg/kg	-	-	-	-	0.25 U	0.23 U	-	-
4-Nitroaniline	mg/kg	-	-	-	-	0.25 U	0.23 U	-	-
Nitrobenzene	mg/kg	-	-	-	-	0.13 U	0.11 U	-	-
2-Nitrophenol	mg/kg	-	-	-	-	0.063 U	0.057 U	-	-
4-Nitrophenol	mg/kg	-	-	-	-	0.41 U	0.38 U	-	-
N-Nitrosodi-n-propylamine	mg/kg	-	-	-	-	0.063 U	0.057 U	-	-
N-Nitrosodiphenylamine	mg/kg	-	-	-	-	0.063 U	0.057 U	-	-
N-Nitrosodimethylamine	mg/kg	-	-	-	-	-	-	-	-
2,2'-Oxybis(1-chloropropane)	mg/kg	-	-	-	-	0.13 U	0.11 U	-	-
Pentachlorophenol	mg/kg	-	-	-	-	0.19 U	0.17 U	-	-
Phenanthrene	mg/kg	-	-	-	-	0.023	0.65	-	-
Phenol	mg/kg	-	-	-	-	0.063 U	0.057 U	-	-
Pyrene	mg/kg	-	-	-	-	0.036	0.91	-	-
1,2,4-Trichlorobenzene	mg/kg	-	-	-	-	-	-	-	-
2,4,5-Trichlorophenol	mg/kg	-	-	-	-	0.19 U	0.17 U	-	-
2,4,6-Trichlorophenol	mg/kg	-	-	-	-	0.19 U	0.17 U	-	-

APPENDIX G.1

SOIL QUALITY DATA
RFI REPORT
FORMER MANUAL TRANSMISSIONS OF MUNCIE FACILITY
MUNCIE, INDIANA

AOI		*AOI 14.1*	*AOI 14.1*	*AOI 14.1*	*AOI 14.1*	*AOI 14.1*	*AOI 14.1*	*AOI 14.1*	*AOI 14.1*
Sample Location		*BH28-13*	*BH29-13*	*BH30-13*	*BH31-13*	*MW54-13*	*MW54-13*	*BH31-13*	*BH27-13*
Sample Identification		*S-021413-SM-095*	*S-021413-SM-080*	*S-021413-SM-092*	*S-021413-SM-083*	*S-021413-SM-074*	*S-021413-SM-075*	*S-021413-SM-084*	*S-021413-SM-078*
Sample Date		*2/14/2013*	*2/14/2013*	*2/14/2013*	*2/14/2013*	*2/14/2013*	*2/14/2013*	*2/14/2013*	*2/14/2013*
Sample Depth		*(7.5-10) ft BGS*	*(7.5-10) ft BGS*	*(7.5-10) ft BGS*	*(7.5-10) ft BGS*	*(7.5-10) ft BGS*	*(7.5-10) ft BGS*	*(10-11) ft BGS*	*(11-12) ft BGS*
Sample Type	*Units*					*Duplicate*			
Polychlorinated Biphenyls (PCBs)									
Aroclor-1016 (PCB-1016)	mg/kg	-	-	-	-	0.041 U	0.038 U	-	-
Aroclor-1221 (PCB-1221)	mg/kg	-	-	-	-	0.041 U	0.038 U	-	-
Aroclor-1232 (PCB-1232)	mg/kg	-	-	-	-	0.041 U	0.038 U	-	-
Aroclor-1242 (PCB-1242)	mg/kg	-	-	-	-	0.041 U	0.038 U	-	-
Aroclor-1248 (PCB-1248)	mg/kg	-	-	-	-	0.041 U	0.038 U	-	-
Aroclor-1254 (PCB-1254)	mg/kg	-	-	-	-	0.041 U	0.038 U	-	-
Aroclor-1260 (PCB-1260)	mg/kg	-	-	-	-	0.041 U	0.038 U	-	-
Total PCBs	mg/kg	-	-	-	-	ND	ND	-	-
Total Petroleum Hydrocarbons (TPH)									
Total Petroleum Hydrocarbons - Diesel	mg/kg	-	-	-	-	-	-	-	-
Total Petroleum Hydrocarbons - Gas	mg/kg	-	-	-	-	-	-	-	-
Total Petroleum Hydrocarbons - Oil	mg/kg	-	-	-	-	-	-	-	-
Total Petroleum Hydrocarbons	mg/kg	-	-	-	-	-	-	-	-
Total Petroleum Hydrocarbons - Purgeable (GRO)	mg/kg	-	-	-	-	-	-	-	-
Total Petroleum Hydrocarbons (C10-C20)	mg/kg	-	-	-	-	-	-	-	-
Total Petroleum Hydrocarbons (C20-C34)	mg/kg	-	-	-	-	-	-	-	-
Total Petroleum Hydrocarbons (C6-C10) GRO	mg/kg	-	-	-	-	-	-	-	-
Metals									
Aluminum	mg/kg	-	-	-	-	13000	3600	-	-
Antimony	mg/kg	-	-	-	-	0.52 J	1.2	-	-
Arsenic	mg/kg	-	-	-	-	**14**[a]	**9.3**[a]	-	-
Barium	mg/kg	-	-	-	-	120	55	-	-
Beryllium	mg/kg	-	-	-	-	0.76	0.081 J	-	-
Cadmium	mg/kg	-	-	-	-	0.16 J	0.70	-	-
Calcium	mg/kg	-	-	-	-	3000	130000	-	-
Chromium	mg/kg	-	-	-	-	20	97	-	-
Chromium VI (hexavalent)	mg/kg	-	-	-	-	-	-	-	-
Cobalt	mg/kg	-	-	-	-	**11**[a]	4.0 J	-	-
Copper	mg/kg	-	-	-	-	25	330	-	-
Iron	mg/kg	-	-	-	-	**26000**[a]	**19000**[a]	-	-
Lead	mg/kg	-	-	-	-	16 J	**2600**[abc]	-	-
Magnesium	mg/kg	-	-	-	-	3500	60000	-	-
Manganese	mg/kg	-	-	-	-	260	330	-	-
Mercury	mg/kg	-	-	-	-	0.13 J	0.032 J	-	-
Nickel	mg/kg	-	-	-	-	41	60	-	-
Potassium	mg/kg	-	-	-	-	1700	550	-	-
Selenium	mg/kg	-	-	-	-	0.79	0.53 U	-	-
Silver	mg/kg	-	-	-	-	0.56 U	0.34 J	-	-
Sodium	mg/kg	-	-	-	-	560 U	200 J	-	-
Thallium	mg/kg	-	-	-	-	**1.4**	0.69 J	-	-
Vanadium	mg/kg	-	-	-	-	32	10	-	-
Zinc	mg/kg	-	-	-	-	84 J	300	-	-

APPENDIX G.1

SOIL QUALITY DATA
RFI REPORT
FORMER MANUAL TRANSMISSIONS OF MUNCIE FACILITY
MUNCIE, INDIANA

AOI		*AOI 14.1*	*AOI 14.1*	*AOI 14.1*	*AOI 14.1*	*AOI 14.1*	*AOI 14.1*	*AOI 14.1*	*AOI 14.1*
Sample Location		*BH28-13*	*BH29-13*	*BH30-13*	*BH31-13*	*MW54-13*	*MW54-13*	*BH31-13*	*BH27-13*
Sample Identification		*S-021413-SM-095*	*S-021413-SM-080*	*S-021413-SM-092*	*S-021413-SM-083*	*S-021413-SM-074*	*S-021413-SM-075*	*S-021413-SM-084*	*S-021413-SM-078*
Sample Date		*2/14/2013*	*2/14/2013*	*2/14/2013*	*2/14/2013*	*2/14/2013*	*2/14/2013*	*2/14/2013*	*2/14/2013*
Sample Depth		*(7.5-10) ft BGS*	*(7.5-10) ft BGS*	*(7.5-10) ft BGS*	*(7.5-10) ft BGS*	*(7.5-10) ft BGS*	*(7.5-10) ft BGS*	*(10-11) ft BGS*	*(11-12) ft BGS*
Sample Type	*Units*					*Duplicate*			
General Chemistry									
Carbonate (as CaCO3)	mg/kg	-	-	-	-	-	-	-	-
Chloride	mg/kg	-	-	-	-	-	-	-	-
Chloride	s.u.	-	-	-	-	-	-	-	-
Cyanide (total)	mg/kg	-	-	-	-	1.1	0.56 U	-	-
N-Hexane extractable material	mg/kg	-	-	-	-	-	-	-	-
Percent moisture	%	-	-	-	-	-	-	-	-
pH	s.u.	-	-	-	-	-	-	-	-
Saturated aliphatic hydrocarbons	mg/kg	-	-	-	-	-	-	-	-
Sulfate	mg/kg	-	-	-	-	-	-	-	-
Total solids	%	-	-	-	-	-	-	-	-

Notes
mg/kg - Milligrams per kilogram
"-" - No value
U - Not detected at the associated reporting limit
J - Estimated concentration
UJ - Not detected; associated reporting limit is estimated
R - Rejected
s.u. - Standard units
nc - No criteria
ND - Non Detect (calculation)
BOLD[abc] Concentration exceeds associated screening level
IDEM Appendix A: Screening Levels Remedation Closure Guide - March 25, 2014
a - Exceeds IDEM residential migration to ground water screening levels
b - Exceeds IDEM commercial/industrial direct contact screening levels
c - Exceeds IDEM excavation direct contact screening levels

APPENDIX G.1

SOIL QUALITY DATA
RFI REPORT
FORMER MANUAL TRANSMISSIONS OF MUNCIE FACILITY
MUNCIE, INDIANA

AOI		*AOI 14.1*	*AOI 14.1*	*AOI 14.1*	*AOI 14.1*	*AOI 14.1*	*AOI 14.1*	*AOI 14.2*
Sample Location		*BH28-13*	*BH29-13*	*BH30-13*	*BH32-13*	*BH32-13*	*BH32-13*	*BH26-11*
Sample Identification		*S-021413-SM-096*	*S-021413-SM-081*	*S-021413-SM-093*	*S-021513-SM-097*	*S-021513-SM-098*	*S-021513-SM-099*	*S-017324-112311-TP-079*
Sample Date		*2/14/2013*	*2/14/2013*	*2/14/2013*	*2/15/2013*	*2/15/2013*	*2/15/2013*	*11/23/2011*
Sample Depth		*(11-12) ft BGS*	*(11-12) ft BGS*	*(11-12) ft BGS*	*(2.5-5) ft BGS*	*(7.5-10) ft BGS*	*(11-12) ft BGS*	*(2-4) ft BGS*
Sample Type	*Units*							
Volatile Organic Compounds (VOCs)								
Acetone	mg/kg	0.018 U	0.019 U	0.018 U	0.021 U	0.018 U	0.016 U	0.019 J
Benzene	mg/kg	0.0045 U	0.0046 U	0.0045 U	0.0051 U	0.0045 U	0.0041 U	0.0026 UJ
Benzyl alcohol	mg/kg	-	-	-	-	-	-	-
Bromodichloromethane	mg/kg	0.0045 U	0.0046 U	0.0045 U	0.0051 U	0.0045 U	0.0041 U	0.0026 UJ
Bromoform	mg/kg	0.0045 U	0.0046 U	0.0045 U	0.0051 U	0.0045 U	0.0041 U	0.0026 UJ
Bromomethane (Methyl bromide)	mg/kg	0.0045 U	0.0046 U	0.0045 U	0.0051 U	0.0045 U	0.0041 U	0.0026 UJ
2-Butanone (Methyl ethyl ketone) (MEK)	mg/kg	0.018 U	0.019 U	0.018 U	0.021 U	0.018 U	0.016 U	0.0021 J
Carbon disulfide	mg/kg	0.0045 U	0.0046 U	0.0045 U	0.0051 U	0.0045 U	0.0041 U	0.00033 J
Carbon tetrachloride	mg/kg	0.0045 U	0.0046 U	0.0045 U	0.0051 U	0.0045 U	0.0041 U	0.0026 UJ
4-Chloroaniline	mg/kg	-	-	-	-	-	-	-
Chlorobenzene	mg/kg	0.0045 U	0.0046 U	0.0045 U	0.0051 U	0.0045 U	0.0041 U	0.0026 UJ
Chloroethane	mg/kg	0.0045 U	0.0046 U	0.0045 U	0.0051 U	0.0045 U	0.0041 U	0.0026 UJ
2-Chloroethyl vinyl ether	mg/kg	-	-	-	-	-	-	-
Chloroform (Trichloromethane)	mg/kg	0.0045 U	0.0046 U	0.0045 U	0.0051 U	0.0045 U	0.0041 U	0.0026 UJ
Chloromethane (Methyl chloride)	mg/kg	0.0045 U	0.0046 U	0.0045 U	0.0051 U	0.0045 U	0.0041 U	0.0026 UJ
Cyclohexane	mg/kg	0.009 U	0.0093 U	0.009 U	0.01 U	0.0089 U	0.0082 U	0.0052 UJ
Dibenzofuran	mg/kg	-	-	-	-	-	-	-
1,2-Dibromo-3-chloropropane (DBCP)	mg/kg	0.009 U	0.0093 U	0.009 U	0.01 U	0.0089 U	0.0082 U	0.0052 UJ
Dibromochloromethane	mg/kg	0.0045 U	0.0046 U	0.0045 U	0.0051 U	0.0045 U	0.0041 U	0.0026 UJ
1,2-Dibromoethane (Ethylene dibromide)	mg/kg	0.0045 U	0.0046 U	0.0045 U	0.0051 U	0.0045 U	0.0041 U	0.0026 UJ
1,2-Dichlorobenzene	mg/kg	0.0045 U	0.0046 U	0.0011 J	0.0051 U	0.0045 U	0.0041 U	0.0026 UJ
1,3-Dichlorobenzene	mg/kg	0.0045 U	0.0046 U	0.0045 U	0.0051 U	0.0045 U	0.0041 U	0.0026 UJ
1,4-Dichlorobenzene	mg/kg	0.0045 U	0.0046 U	0.0045 U	0.0051 U	0.0045 U	0.0041 U	0.0026 UJ
Dichlorodifluoromethane (CFC-12)	mg/kg	0.0045 U	0.0046 U	0.0045 U	0.0051 U	0.0045 U	0.0041 U	0.0026 UJ
Dichloroethane	mg/kg	-	-	-	-	-	-	-
1,1-Dichloroethane	mg/kg	0.0009 J	0.0046 U	0.0045 U	0.0051 U	0.0045 U	0.0041 U	0.0026 UJ
1,2-Dichloroethane	mg/kg	0.0045 U	0.0046 U	0.0045 U	0.0051 U	0.0045 U	0.0041 U	0.00079 J
Dichloroethene	mg/kg	-	-	-	-	-	-	-
1,2-Dichloroethene (total)	mg/kg	-	-	-	-	-	-	-
1,1-Dichloroethene	mg/kg	0.0045 U	0.0046 U	0.0045 U	0.0051 U	0.0045 U	0.0041 U	0.0026 UJ
cis-1,2-Dichloroethene	mg/kg	0.0045 U	0.00043 J	0.0045 U	0.0051 U	0.0045 U	0.0041 U	0.0026 UJ
trans-1,2-Dichloroethene	mg/kg	0.0045 U	0.0046 U	0.0045 U	0.0051 U	0.0045 U	0.0041 U	0.0026 UJ
1,2-Dichloropropane	mg/kg	0.0045 U	0.0046 U	0.0045 U	0.0051 U	0.0045 U	0.0041 U	0.0026 UJ
cis-1,3-Dichloropropene	mg/kg	0.0045 U	0.0046 U	0.0045 U	0.0051 U	0.0045 U	0.0041 U	0.0026 UJ
trans-1,3-Dichloropropene	mg/kg	0.0045 U	0.0046 U	0.0045 U	0.0051 U	0.0045 U	0.0041 U	0.0026 UJ
Ethylbenzene	mg/kg	0.0045 U	0.0046 U	0.00033 J	0.0051 U	0.0045 U	0.0041 U	0.0026 UJ
2-Hexanone	mg/kg	0.018 U	0.019 U	0.018 U	0.021 U	0.018 U	0.016 U	0.01 UJ
Isopropyl benzene	mg/kg	0.0045 U	0.0046 U	0.0045 U	0.0051 U	0.0045 U	0.0041 U	0.0026 UJ
Methyl acetate	mg/kg	0.009 U	0.0093 U	0.009 U	0.01 U	0.0089 U	0.0082 U	0.0052 UJ
Methyl cyclohexane	mg/kg	0.00035 J	0.0093 U	0.00049 J	0.01 U	0.0089 U	0.0082 U	0.0052 UJ
Methyl tert butyl ether (MTBE)	mg/kg	0.018 U	0.019 U	0.018 U	0.021 U	0.018 U	0.016 U	0.01 UJ
4-Methyl-2-pentanone (MIBK)	mg/kg	0.018 U	0.019 U	0.018 U	0.021 U	0.018 U	0.016 U	0.01 UJ
Methylene chloride	mg/kg	0.022 U	0.028 U	0.027 U	0.0051 U	0.0045 U	0.0041 U	0.0026 UJ
Styrene	mg/kg	0.0045 U	0.0046 U	0.0045 U	0.0051 U	0.0045 U	0.0041 U	0.0026 UJ
1,1,2,2-Tetrachloroethane	mg/kg	0.0045 U	0.0046 U	0.0045 U	0.0051 U	0.0045 U	0.0041 U	0.0026 UJ
Tetrachloroethene	mg/kg	0.0045 U	0.0046 U	0.0045 U	0.0051 U	0.0045 U	0.0041 U	0.0026 UJ

APPENDIX G.1

SOIL QUALITY DATA
RFI REPORT
FORMER MANUAL TRANSMISSIONS OF MUNCIE FACILITY
MUNCIE, INDIANA

AOI		*AOI 14.1*	*AOI 14.1*	*AOI 14.1*	*AOI 14.1*	*AOI 14.1*	*AOI 14.1*	*AOI 14.2*
Sample Location		*BH28-13*	*BH29-13*	*BH30-13*	*BH32-13*	*BH32-13*	*BH32-13*	*BH26-11*
Sample Identification		*S-021413-SM-096*	*S-021413-SM-081*	*S-021413-SM-093*	*S-021513-SM-097*	*S-021513-SM-098*	*S-021513-SM-099*	*S-017324-112311-TP-079*
Sample Date		*2/14/2013*	*2/14/2013*	*2/14/2013*	*2/15/2013*	*2/15/2013*	*2/15/2013*	*11/23/2011*
Sample Depth		*(11-12) ft BGS*	*(11-12) ft BGS*	*(11-12) ft BGS*	*(2.5-5) ft BGS*	*(7.5-10) ft BGS*	*(11-12) ft BGS*	*(2-4) ft BGS*
Sample Type	*Units*							
VOCs (Continued)								
Toluene	mg/kg	0.0045 U	0.0046 U	0.00042 J	0.0051 U	0.0045 U	0.0041 U	0.00028 J
1,2,4-Trichlorobenzene	mg/kg	0.0045 U	0.0046 U	0.0045 U	0.0051 U	0.0045 U	0.0041 U	0.0026 UJ
Trichloroethane	mg/kg	-	-	-	-	-	-	-
1,1,1-Trichloroethane	mg/kg	0.0045 U	0.0046 U	0.0045 U	0.0051 U	0.0045 U	0.0041 U	0.0026 UJ
1,1,2-Trichloroethane	mg/kg	0.0045 U	0.0046 U	0.0045 U	0.0051 U	0.0045 U	0.0041 U	0.0026 UJ
Trichloroethene	mg/kg	0.0045 U	0.0064	0.0045 U	0.0051 U	0.0045 U	0.0041 U	0.0026 UJ
Trichlorofluoromethane (CFC-11)	mg/kg	0.0045 U	0.0046 U	0.0045 U	0.0051 U	0.0045 U	0.0041 U	0.0026 UJ
Trifluorotrichloroethane (Freon 113)	mg/kg	0.0045 U	0.0046 U	0.0045 U	0.0051 U	0.0045 U	0.0041 U	0.0026 UJ
Vinyl acetate	mg/kg	-	-	-	-	-	-	-
Vinyl chloride	mg/kg	0.0012 J	0.0046 U	0.0045 U	0.0051 U	0.0045 U	0.0041 U	0.0026 UJ
Xylenes (total)	mg/kg	0.009 U	0.0093 U	0.00074 J	0.01 U	0.0089 U	0.0082 U	0.0052 UJ
Semi-Volatile Organic Compounds (SVOCs)								
Acenaphthene	mg/kg	-	-	-	-	-	-	0.0086 U
Acenaphthylene	mg/kg	-	-	-	-	-	-	0.0086 U
Acetophenone	mg/kg	-	-	-	-	-	-	0.13 U
Anthracene	mg/kg	-	-	-	-	-	-	0.0086 U
Atrazine	mg/kg	-	-	-	-	-	-	0.26 U
Benzaldehyde	mg/kg	-	-	-	-	-	-	0.13 U
Benzo(a)anthracene	mg/kg	-	-	-	-	-	-	0.0086 U
Benzo(a)pyrene	mg/kg	-	-	-	-	-	-	0.0086 U
Benzo(b)fluoranthene	mg/kg	-	-	-	-	-	-	0.0086 U
Benzo(g,h,i)perylene	mg/kg	-	-	-	-	-	-	0.0086 U
Benzo(k)fluoranthene	mg/kg	-	-	-	-	-	-	0.0086 U
Benzoic acid	mg/kg	-	-	-	-	-	-	-
Biphenyl (1,1-Biphenyl)	mg/kg	-	-	-	-	-	-	0.065 U
4-Bromophenyl phenyl ether	mg/kg	-	-	-	-	-	-	0.065 U
Butyl benzylphthalate (BBP)	mg/kg	-	-	-	-	-	-	0.065 U
Caprolactam	mg/kg	-	-	-	-	-	-	0.43 U
Carbazole	mg/kg	-	-	-	-	-	-	0.065 U
4-Chloro-3-methylphenol	mg/kg	-	-	-	-	-	-	0.19 U
4-Chloroaniline	mg/kg	-	-	-	-	-	-	0.19 U
bis(2-Chloroethoxy)methane	mg/kg	-	-	-	-	-	-	0.13 U
bis(2-Chloroethyl)ether	mg/kg	-	-	-	-	-	-	0.13 U
2-Chloronaphthalene	mg/kg	-	-	-	-	-	-	0.065 U
2-Chlorophenol	mg/kg	-	-	-	-	-	-	0.065 U
4-Chlorophenyl phenyl ether	mg/kg	-	-	-	-	-	-	0.065 U
Chrysene	mg/kg	-	-	-	-	-	-	0.0086 U
Dibenz(a,h)anthracene	mg/kg	-	-	-	-	-	-	0.0086 U
Dibenzofuran	mg/kg	-	-	-	-	-	-	0.065 U
1,2-Dichlorobenzene	mg/kg	-	-	-	-	-	-	-
1,3-Dichlorobenzene	mg/kg	-	-	-	-	-	-	-
1,4-Dichlorobenzene	mg/kg	-	-	-	-	-	-	-
3,3'-Dichlorobenzidine	mg/kg	-	-	-	-	-	-	0.13 U
2,4-Dichlorophenol	mg/kg	-	-	-	-	-	-	0.19 U

APPENDIX G.1

SOIL QUALITY DATA
RFI REPORT
FORMER MANUAL TRANSMISSIONS OF MUNCIE FACILITY
MUNCIE, INDIANA

AOI		*AOI 14.1*	*AOI 14.1*	*AOI 14.1*	*AOI 14.1*	*AOI 14.1*	*AOI 14.1*	*AOI 14.2*
Sample Location		*BH28-13*	*BH29-13*	*BH30-13*	*BH32-13*	*BH32-13*	*BH32-13*	*BH26-11*
Sample Identification		*S-021413-SM-096*	*S-021413-SM-081*	*S-021413-SM-093*	*S-021513-SM-097*	*S-021513-SM-098*	*S-021513-SM-099*	*S-017324-112311-TP-079*
Sample Date		*2/14/2013*	*2/14/2013*	*2/14/2013*	*2/15/2013*	*2/15/2013*	*2/15/2013*	*11/23/2011*
Sample Depth		*(11-12) ft BGS*	*(11-12) ft BGS*	*(11-12) ft BGS*	*(2.5-5) ft BGS*	*(7.5-10) ft BGS*	*(11-12) ft BGS*	*(2-4) ft BGS*
Sample Type	*Units*							
SVOCs (Continued)								
Diethyl phthalate	mg/kg	-	-	-	-	-	-	0.065 U
Dimethyl phthalate	mg/kg	-	-	-	-	-	-	0.065 U
2,4-Dimethylphenol	mg/kg	-	-	-	-	-	-	0.19 U
Di-n-butylphthalate (DBP)	mg/kg	-	-	-	-	-	-	0.065 U
4,6-Dinitro-2-methylphenol	mg/kg	-	-	-	-	-	-	0.19 U
2,4-Dinitrophenol	mg/kg	-	-	-	-	-	-	0.43 U
2,4-Dinitrotoluene	mg/kg	-	-	-	-	-	-	0.26 U
2,6-Dinitrotoluene	mg/kg	-	-	-	-	-	-	0.26 U
Di-n-octyl phthalate (DnOP)	mg/kg	-	-	-	-	-	-	0.065 U
bis(2-Ethylhexyl)phthalate (DEHP)	mg/kg	-	-	-	-	-	-	0.029 J
Fluoranthene	mg/kg	-	-	-	-	-	-	0.0086 U
Fluorene	mg/kg	-	-	-	-	-	-	0.0086 U
Hexachlorobenzene	mg/kg	-	-	-	-	-	-	0.0086 U
Hexachlorobutadiene	mg/kg	-	-	-	-	-	-	0.065 U
Hexachlorocyclopentadiene	mg/kg	-	-	-	-	-	-	0.43 U
Hexachloroethane	mg/kg	-	-	-	-	-	-	0.065 U
Indeno(1,2,3-cd)pyrene	mg/kg	-	-	-	-	-	-	0.0086 U
Isophorone	mg/kg	-	-	-	-	-	-	0.065 U
2-Methylnaphthalene	mg/kg	-	-	-	-	-	-	0.01
2-Methylphenol	mg/kg	-	-	-	-	-	-	0.26 U
3&4-Methylphenol	mg/kg	-	-	-	-	-	-	0.52 U
4-Methylphenol	mg/kg	-	-	-	-	-	-	-
Naphthalene	mg/kg	-	-	-	-	-	-	0.0086 U
2-Nitroaniline	mg/kg	-	-	-	-	-	-	0.26 U
3-Nitroaniline	mg/kg	-	-	-	-	-	-	0.26 U
4-Nitroaniline	mg/kg	-	-	-	-	-	-	0.26 U
Nitrobenzene	mg/kg	-	-	-	-	-	-	0.13 U
2-Nitrophenol	mg/kg	-	-	-	-	-	-	0.065 U
4-Nitrophenol	mg/kg	-	-	-	-	-	-	0.43 U
N-Nitrosodi-n-propylamine	mg/kg	-	-	-	-	-	-	0.065 U
N-Nitrosodiphenylamine	mg/kg	-	-	-	-	-	-	0.065 U
N-Nitrosodimethylamine	mg/kg	-	-	-	-	-	-	-
2,2'-Oxybis(1-chloropropane)	mg/kg	-	-	-	-	-	-	0.13 U
Pentachlorophenol	mg/kg	-	-	-	-	-	-	0.19 U
Phenanthrene	mg/kg	-	-	-	-	-	-	0.0058 J
Phenol	mg/kg	-	-	-	-	-	-	0.065 U
Pyrene	mg/kg	-	-	-	-	-	-	0.0086 U
1,2,4-Trichlorobenzene	mg/kg	-	-	-	-	-	-	-
2,4,5-Trichlorophenol	mg/kg	-	-	-	-	-	-	0.19 U
2,4,6-Trichlorophenol	mg/kg	-	-	-	-	-	-	0.19 U

APPENDIX G.1

SOIL QUALITY DATA
RFI REPORT
FORMER MANUAL TRANSMISSIONS OF MUNCIE FACILITY
MUNCIE, INDIANA

AOI		*AOI 14.1*	*AOI 14.1*	*AOI 14.1*	*AOI 14.1*	*AOI 14.1*	*AOI 14.1*	*AOI 14.2*
Sample Location		*BH28-13*	*BH29-13*	*BH30-13*	*BH32-13*	*BH32-13*	*BH32-13*	*BH26-11*
Sample Identification		*S-021413-SM-096*	*S-021413-SM-081*	*S-021413-SM-093*	*S-021513-SM-097*	*S-021513-SM-098*	*S-021513-SM-099*	*S-017324-112311-TP-079*
Sample Date		*2/14/2013*	*2/14/2013*	*2/14/2013*	*2/15/2013*	*2/15/2013*	*2/15/2013*	*11/23/2011*
Sample Depth		*(11-12) ft BGS*	*(11-12) ft BGS*	*(11-12) ft BGS*	*(2.5-5) ft BGS*	*(7.5-10) ft BGS*	*(11-12) ft BGS*	*(2-4) ft BGS*
Sample Type	*Units*							
Polychlorinated Biphenyls (PCBs)								
Aroclor-1016 (PCB-1016)	mg/kg	-	-	-	-	-	-	0.043 U
Aroclor-1221 (PCB-1221)	mg/kg	-	-	-	-	-	-	0.043 U
Aroclor-1232 (PCB-1232)	mg/kg	-	-	-	-	-	-	0.043 U
Aroclor-1242 (PCB-1242)	mg/kg	-	-	-	-	-	-	0.043 U
Aroclor-1248 (PCB-1248)	mg/kg	-	-	-	-	-	-	0.18
Aroclor-1254 (PCB-1254)	mg/kg	-	-	-	-	-	-	0.043 U
Aroclor-1260 (PCB-1260)	mg/kg	-	-	-	-	-	-	0.043 U
Total PCBs	mg/kg	-	-	-	-	-	-	0.18
Total Petroleum Hydrocarbons (TPH)								
Total Petroleum Hydrocarbons - Diesel	mg/kg	-	-	-	-	-	-	-
Total Petroleum Hydrocarbons - Gas	mg/kg	-	-	-	-	-	-	-
Total Petroleum Hydrocarbons - Oil	mg/kg	-	-	-	-	-	-	-
Total Petroleum Hydrocarbons	mg/kg	-	-	-	-	-	-	-
Total Petroleum Hydrocarbons - Purgeable (GRO)	mg/kg	-	-	-	-	-	-	-
Total Petroleum Hydrocarbons (C10-C20)	mg/kg	-	-	-	-	-	-	-
Total Petroleum Hydrocarbons (C20-C34)	mg/kg	-	-	-	-	-	-	-
Total Petroleum Hydrocarbons (C6-C10) GRO	mg/kg	-	-	-	-	-	-	-
Metals								
Aluminum	mg/kg	-	-	-	-	-	-	21000
Antimony	mg/kg	-	-	-	-	-	-	1.2 U
Arsenic	mg/kg	-	-	-	-	-	-	**9.8**[a]
Barium	mg/kg	-	-	-	-	-	-	120
Beryllium	mg/kg	-	-	-	-	-	-	0.43 J
Cadmium	mg/kg	-	-	-	-	-	-	0.15 J
Calcium	mg/kg	-	-	-	-	-	-	4000
Chromium	mg/kg	-	-	-	-	-	-	23
Chromium VI (hexavalent)	mg/kg	-	-	-	-	-	-	-
Cobalt	mg/kg	-	-	-	-	-	-	**9.4**[a]
Copper	mg/kg	-	-	-	-	-	-	23
Iron	mg/kg	-	-	-	-	-	-	**28000**[a]
Lead	mg/kg	-	-	-	-	-	-	16
Magnesium	mg/kg	-	-	-	-	-	-	4500
Manganese	mg/kg	-	-	-	-	-	-	**440**[a]
Mercury	mg/kg	-	-	-	-	-	-	0.052 J
Nickel	mg/kg	-	-	-	-	-	-	18
Potassium	mg/kg	-	-	-	-	-	-	1000
Selenium	mg/kg	-	-	-	-	-	-	0.62 U
Silver	mg/kg	-	-	-	-	-	-	0.62 U
Sodium	mg/kg	-	-	-	-	-	-	240 J
Thallium	mg/kg	-	-	-	-	-	-	0.74 J
Vanadium	mg/kg	-	-	-	-	-	-	37
Zinc	mg/kg	-	-	-	-	-	-	58

APPENDIX G.1

SOIL QUALITY DATA
RFI REPORT
FORMER MANUAL TRANSMISSIONS OF MUNCIE FACILITY
MUNCIE, INDIANA

AOI		***AOI 14.1***	***AOI 14.1***	***AOI 14.1***	***AOI 14.1***	***AOI 14.1***	***AOI 14.1***	***AOI 14.2***
Sample Location		***BH28-13***	***BH29-13***	***BH30-13***	***BH32-13***	***BH32-13***	***BH32-13***	***BH26-11***
Sample Identification		***S-021413-SM-096***	***S-021413-SM-081***	***S-021413-SM-093***	***S-021513-SM-097***	***S-021513-SM-098***	***S-021513-SM-099***	***S-017324-112311-TP-079***
Sample Date		***2/14/2013***	***2/14/2013***	***2/14/2013***	***2/15/2013***	***2/15/2013***	***2/15/2013***	***11/23/2011***
Sample Depth		***(11-12) ft BGS***	***(11-12) ft BGS***	***(11-12) ft BGS***	***(2.5-5) ft BGS***	***(7.5-10) ft BGS***	***(11-12) ft BGS***	***(2-4) ft BGS***
Sample Type	***Units***							
General Chemistry								
Carbonate (as CaCO3)	mg/kg	-	-	-	-	-	-	-
Chloride	mg/kg	-	-	-	-	-	-	-
Chloride	s.u.	-	-	-	-	-	-	-
Cyanide (total)	mg/kg	-	-	-	-	-	-	-
N-Hexane extractable material	mg/kg	-	-	-	-	-	-	-
Percent moisture	%	-	-	-	-	-	-	-
pH	s.u.	-	-	-	-	-	-	-
Saturated aliphatic hydrocarbons	mg/kg	-	-	-	-	-	-	-
Sulfate	mg/kg	-	-	-	-	-	-	-
Total solids	%	-	-	-	-	-	-	-

Notes

mg/kg - Milligrams per kilogram
"-" - No value
U - Not detected at the associated reporting limit
J - Estimated concentration
UJ - Not detected; associated reporting limit is estimated
R - Rejected
s.u. - Standard units
nc - No criteria
ND - Non Detect (calculation)
BOLD[abc] Concentration exceeds associated screening level
IDEM Appendix A: Screening Levels Remedation Closure Guide - March 25, 2014
a - Exceeds IDEM residential migration to ground water screening levels
b - Exceeds IDEM commercial/industrial direct contact screening levels
c - Exceeds IDEM excavation direct contact screening levels

APPENDIX G.1

SOIL QUALITY DATA
RFI REPORT
FORMER MANUAL TRANSMISSIONS OF MUNCIE FACILITY
MUNCIE, INDIANA

AOI		*AOI 14.2*	*AOI 14.2*	*AOI 14.2*	*AOI 14.2*	*AOI 14.2*	*AOI 14.2*
Sample Location		*BH26-11*	*BH30-11*	*BH29-11*	*BH30-11*	*BH29-11*	*BH28-11*
Sample Identification		*S-017324-112311-TP-080*	*S-017324-112811-TP-099*	*S-017324-112811-TP-102*	*S-017324-112811-TP-100*	*S-017324-112811-TP-103*	*S-017324-120111-TP-191*
Sample Date		*11/23/2011*	*11/28/2011*	*11/28/2011*	*11/28/2011*	*11/28/2011*	*12/1/2011*
Sample Depth		*(6-8) ft BGS*	*(2-4) ft BGS*	*(8-10) ft BGS*	*(10-12) ft BGS*	*(14-16) ft BGS*	*(4-6) ft BGS*
Sample Type	*Units*						
Volatile Organic Compounds (VOCs)							
Acetone	mg/kg	0.0085 UJ	0.011 U	0.0074 J	0.0077 U	0.39 U	0.012 U
Benzene	mg/kg	0.0021 UJ	0.0027 U	0.0021 U	0.0019 U	0.097 U	0.0031 U
Benzyl alcohol	mg/kg	-	-	-	-	-	-
Bromodichloromethane	mg/kg	0.0021 UJ	0.0027 U	0.0021 U	0.0019 U	0.097 U	0.0031 U
Bromoform	mg/kg	0.0021 UJ	0.0027 U	0.0021 U	0.0019 U	0.097 U	0.0031 U
Bromomethane (Methyl bromide)	mg/kg	0.0021 UJ	0.0027 U	0.0021 U	0.0019 U	0.097 U	0.0031 U
2-Butanone (Methyl ethyl ketone) (MEK)	mg/kg	0.0085 UJ	0.011 U	0.0083 U	0.0077 U	0.39 U	0.0016 J
Carbon disulfide	mg/kg	0.0021 UJ	0.0027 U	0.0021 U	0.0019 U	0.097 U	0.0041 U
Carbon tetrachloride	mg/kg	0.0021 UJ	0.0027 U	0.0021 U	0.0019 U	0.097 U	0.0031 U
4-Chloroaniline	mg/kg	-	-	-	-	-	-
Chlorobenzene	mg/kg	0.0021 UJ	0.0027 U	0.0021 U	0.0019 U	0.097 U	0.0031 U
Chloroethane	mg/kg	0.0021 UJ	0.0027 U	0.0021 U	0.0019 U	0.097 U	0.0031 U
2-Chloroethyl vinyl ether	mg/kg	-	-	-	-	-	-
Chloroform (Trichloromethane)	mg/kg	0.0021 UJ	0.0027 U	0.0021 U	0.0019 U	0.097 U	0.0031 U
Chloromethane (Methyl chloride)	mg/kg	0.0021 UJ	0.0027 U	0.0021 U	0.0019 U	0.097 U	0.0031 U
Cyclohexane	mg/kg	0.0042 UJ	0.0053 U	0.00018 J	0.0038 U	0.19 U	0.00031 J
Dibenzofuran	mg/kg	-	-	-	-	-	-
1,2-Dibromo-3-chloropropane (DBCP)	mg/kg	0.0042 UJ	0.0053 U	0.0042 U	0.0038 U	0.19 U	0.0062 U
Dibromochloromethane	mg/kg	0.0021 UJ	0.0027 U	0.0021 U	0.0019 U	0.097 U	0.0031 U
1,2-Dibromoethane (Ethylene dibromide)	mg/kg	0.0021 UJ	0.0027 U	0.0021 U	0.0019 U	0.097 U	0.0031 U
1,2-Dichlorobenzene	mg/kg	0.0021 UJ	0.0027 U	0.00044 J	0.0019 U	0.026 J	0.0031 U
1,3-Dichlorobenzene	mg/kg	0.0021 UJ	0.0027 U	0.0021 U	0.0019 U	0.097 U	0.0031 U
1,4-Dichlorobenzene	mg/kg	0.0021 UJ	0.0027 U	0.0021 U	0.0019 U	0.097 U	0.0031 U
Dichlorodifluoromethane (CFC-12)	mg/kg	0.0021 UJ	0.0027 U	0.0021 U	0.0019 U	0.097 U	0.0031 U
Dichloroethane	mg/kg	-	-	-	-	-	-
1,1-Dichloroethane	mg/kg	0.0021 UJ	0.0027 U	0.0049	0.0019 U	0.037 J	0.0031 U
1,2-Dichloroethane	mg/kg	0.0019 J	0.00069 J	0.00031 J	0.00041 J	0.097 U	0.00039 J
Dichloroethene	mg/kg	-	-	-	-	-	-
1,2-Dichloroethene (total)	mg/kg	-	-	-	-	-	-
1,1-Dichloroethene	mg/kg	0.0021 UJ	0.0027 U	0.0021 U	0.0019 U	0.097 U	0.0031 U
cis-1,2-Dichloroethene	mg/kg	0.0021 UJ	0.0027 U	0.0046	0.0019 U	**0.72**[a]	0.0031 U
trans-1,2-Dichloroethene	mg/kg	0.0021 UJ	0.0027 U	0.00031 J	0.0019 U	0.045 J	0.0031 U
1,2-Dichloropropane	mg/kg	0.0021 UJ	0.0027 U	0.0021 U	0.0019 U	0.097 U	0.0031 U
cis-1,3-Dichloropropene	mg/kg	0.0021 UJ	0.0027 U	0.0021 U	0.0019 U	0.097 U	0.0031 U
trans-1,3-Dichloropropene	mg/kg	0.0021 UJ	0.0027 U	0.0021 U	0.0019 U	0.097 U	0.0031 U
Ethylbenzene	mg/kg	0.0021 UJ	0.0027 U	0.00016 J	0.0019 U	0.023 J	0.0031 U
2-Hexanone	mg/kg	0.0085 UJ	0.011 U	0.0083 U	0.0077 U	0.39 U	0.012 U
Isopropyl benzene	mg/kg	0.0021 UJ	0.0027 U	0.0021 U	0.0019 U	0.006 J	0.0031 U
Methyl acetate	mg/kg	0.0042 UJ	0.0053 U	0.0042 U	0.0038 U	0.19 U	0.0062 U
Methyl cyclohexane	mg/kg	0.0042 UJ	0.0053 U	0.00074 J	0.0038 U	0.014 J	0.0007 J
Methyl tert butyl ether (MTBE)	mg/kg	0.0085 UJ	0.011 U	0.0083 U	0.0077 U	0.39 U	0.012 U
4-Methyl-2-pentanone (MIBK)	mg/kg	0.0085 UJ	0.011 U	0.0083 U	0.0077 U	0.39 U	0.012 U
Methylene chloride	mg/kg	0.0021 UJ	0.0027 U	0.0021 U	0.0019 U	0.097 U	0.0031 U
Styrene	mg/kg	0.0021 UJ	0.0027 U	0.0021 U	0.0019 U	0.097 U	0.0031 U
1,1,2,2-Tetrachloroethane	mg/kg	0.0021 UJ	0.0027 U	0.0021 U	0.0019 U	0.097 U	0.0031 U
Tetrachloroethene	mg/kg	0.0021 UJ	0.0027 U	0.00071 J	0.0019 U	0.097 U	0.0031 U

APPENDIX G.1

SOIL QUALITY DATA
RFI REPORT
FORMER MANUAL TRANSMISSIONS OF MUNCIE FACILITY
MUNCIE, INDIANA

AOI		*AOI 14.2*	*AOI 14.2*	*AOI 14.2*	*AOI 14.2*	*AOI 14.2*	*AOI 14.2*
Sample Location		*BH26-11*	*BH30-11*	*BH29-11*	*BH30-11*	*BH29-11*	*BH28-11*
Sample Identification		*S-017324-112311-TP-080*	*S-017324-112811-TP-099*	*S-017324-112811-TP-102*	*S-017324-112811-TP-100*	*S-017324-112811-TP-103*	*S-017324-120111-TP-191*
Sample Date		*11/23/2011*	*11/28/2011*	*11/28/2011*	*11/28/2011*	*11/28/2011*	*12/1/2011*
Sample Depth		*(6-8) ft BGS*	*(2-4) ft BGS*	*(8-10) ft BGS*	*(10-12) ft BGS*	*(14-16) ft BGS*	*(4-6) ft BGS*
Sample Type	*Units*						
VOCs (Continued)							
Toluene	mg/kg	0.00058 J	0.00044 J	0.00022 J	0.00025 J	0.047 J	0.00042 J
1,2,4-Trichlorobenzene	mg/kg	0.0021 UJ	0.0027 U	0.0021 U	0.0019 U	0.097 U	0.0031 U
Trichloroethane	mg/kg	-	-	-	-	-	-
1,1,1-Trichloroethane	mg/kg	0.0021 UJ	0.0027 U	0.0021 U	0.0019 U	0.097 U	0.0031 U
1,1,2-Trichloroethane	mg/kg	0.0021 UJ	0.0027 U	0.0021 U	0.0019 U	0.097 U	0.0031 U
Trichloroethene	mg/kg	0.0021 UJ	0.0027 U	0.00028 J	0.012	0.021 J	0.0031 U
Trichlorofluoromethane (CFC-11)	mg/kg	0.0021 UJ	0.0027 U	0.0021 U	0.0019 U	0.097 U	0.0031 U
Trifluorotrichloroethane (Freon 113)	mg/kg	0.0021 UJ	0.0027 U	0.0021 U	0.0019 U	0.097 U	0.0031 U
Vinyl acetate	mg/kg	-	-	-	-	-	-
Vinyl chloride	mg/kg	0.0021 UJ	0.0027 U	0.0021 U	0.0019 U	0.097 U	0.0031 U
Xylenes (total)	mg/kg	0.0042 UJ	0.0053 U	0.0042 U	0.0038 U	0.045 J	0.0062 U
Semi-Volatile Organic Compounds (SVOCs)							
Acenaphthene	mg/kg	0.0077 U	0.007 U	0.39 U	0.0072 U	0.37 U	16
Acenaphthylene	mg/kg	0.0077 U	0.007 U	0.39 U	0.0072 U	0.37 U	1.1
Acetophenone	mg/kg	0.12 U	0.11 U	5.8 U	0.11 U	5.5 U	3.2 U
Anthracene	mg/kg	0.0077 U	0.007 U	0.39 U	0.0072 U	0.37 U	6.6
Atrazine	mg/kg	0.23 U	0.21 U	12 U	0.22 U	11 U	6.4 U
Benzaldehyde	mg/kg	0.12 U	0.11 U	5.8 U	0.11 U	5.5 U	3.2 U
Benzo(a)anthracene	mg/kg	0.0077 U	0.007 U	0.39 U	0.0072 U	0.37 U	**4.9**[a]
Benzo(a)pyrene	mg/kg	0.0077 U	0.007 U	0.39 U	0.0072 U	0.37 U	**2.9**[b]
Benzo(b)fluoranthene	mg/kg	0.0077 U	0.007 U	0.39 U	0.0072 U	0.37 U	**4.4**
Benzo(g,h,i)perylene	mg/kg	0.0077 U	0.007 U	0.39 U	0.0072 U	0.37 U	1.3
Benzo(k)fluoranthene	mg/kg	0.0077 U	0.007 U	0.39 U	0.0072 U	0.37 U	1.2
Benzoic acid	mg/kg	-	-	-	-	-	-
Biphenyl (1,1-Biphenyl)	mg/kg	0.058 U	0.053 U	2.9 U	0.054 U	2.7 U	**1.5 J**[a]
4-Bromophenyl phenyl ether	mg/kg	0.058 U	0.053 U	2.9 U	0.054 U	2.7 U	1.6 U
Butyl benzylphthalate (BBP)	mg/kg	0.058 U	0.053 U	2.9 U	0.054 U	2.7 U	1.6 U
Caprolactam	mg/kg	0.38 U	0.35 U	19 U	0.36 U	18 U	11 U
Carbazole	mg/kg	0.058 U	0.053 U	2.9 U	0.054 U	2.7 U	2
4-Chloro-3-methylphenol	mg/kg	0.17 U	0.16 U	8.7 U	0.16 U	8.2 U	4.8 U
4-Chloroaniline	mg/kg	0.17 U	0.16 U	8.7 U	0.16 U	8.2 U	4.8 U
bis(2-Chloroethoxy)methane	mg/kg	0.12 U	0.11 U	5.8 U	0.11 U	5.5 U	3.2 U
bis(2-Chloroethyl)ether	mg/kg	0.12 U	0.11 U	5.8 U	0.11 U	5.5 U	3.2 U
2-Chloronaphthalene	mg/kg	0.058 U	0.053 U	2.9 U	0.054 U	2.7 U	1.6 U
2-Chlorophenol	mg/kg	0.058 U	0.053 U	2.9 U	0.054 U	2.7 U	1.6 U
4-Chlorophenyl phenyl ether	mg/kg	0.058 U	0.053 U	2.9 U	0.054 U	2.7 U	1.6 U
Chrysene	mg/kg	0.0077 U	0.007 U	0.39 U	0.0072 U	0.37 U	5
Dibenz(a,h)anthracene	mg/kg	0.0077 U	0.007 U	0.39 U	0.0072 U	0.37 U	**0.44**
Dibenzofuran	mg/kg	0.058 U	0.053 U	2.9 U	0.054 U	2.7 U	**11**[a]
1,2-Dichlorobenzene	mg/kg	-	-	-	-	-	-
1,3-Dichlorobenzene	mg/kg	-	-	-	-	-	-
1,4-Dichlorobenzene	mg/kg	-	-	-	-	-	-
3,3'-Dichlorobenzidine	mg/kg	0.12 U	0.11 UJ	5.8 U	0.11 U	5.5 U	3.2 UJ
2,4-Dichlorophenol	mg/kg	0.17 U	0.16 U	8.7 U	0.16 U	8.2 U	4.8 U

APPENDIX G.1

SOIL QUALITY DATA
RFI REPORT
FORMER MANUAL TRANSMISSIONS OF MUNCIE FACILITY
MUNCIE, INDIANA

AOI		*AOI 14.2*	*AOI 14.2*	*AOI 14.2*	*AOI 14.2*	*AOI 14.2*	*AOI 14.2*
Sample Location		*BH26-11*	*BH30-11*	*BH29-11*	*BH30-11*	*BH29-11*	*BH28-11*
Sample Identification		*S-017324-112311-TP-080*	*S-017324-112811-TP-099*	*S-017324-112811-TP-102*	*S-017324-112811-TP-100*	*S-017324-112811-TP-103*	*S-017324-120111-TP-191*
Sample Date		*11/23/2011*	*11/28/2011*	*11/28/2011*	*11/28/2011*	*11/28/2011*	*12/1/2011*
Sample Depth		*(6-8) ft BGS*	*(2-4) ft BGS*	*(8-10) ft BGS*	*(10-12) ft BGS*	*(14-16) ft BGS*	*(4-6) ft BGS*
Sample Type	*Units*						
SVOCs (Continued)							
Diethyl phthalate	mg/kg	0.058 U	0.053 U	2.9 U	0.054 U	2.7 U	1.6 U
Dimethyl phthalate	mg/kg	0.058 U	0.053 U	2.9 U	0.054 U	2.7 U	1.6 U
2,4-Dimethylphenol	mg/kg	0.17 U	0.16 U	8.7 U	0.16 U	8.2 U	4.8 U
Di-n-butylphthalate (DBP)	mg/kg	0.058 U	0.053 U	2.9 U	0.054 U	2.7 U	1.6 U
4,6-Dinitro-2-methylphenol	mg/kg	0.17 U	R	8.7 U	0.16 U	8.2 U	4.8 U
2,4-Dinitrophenol	mg/kg	0.38 U	R	19 U	0.36 U	18 U	11 U
2,4-Dinitrotoluene	mg/kg	0.23 U	0.21 U	12 U	0.22 U	11 U	6.4 U
2,6-Dinitrotoluene	mg/kg	0.23 U	0.21 U	12 U	0.22 U	11 U	6.4 U
Di-n-octyl phthalate (DnOP)	mg/kg	0.058 U	0.053 U	2.9 U	0.054 U	2.7 U	1.6 U
bis(2-Ethylhexyl)phthalate (DEHP)	mg/kg	0.027 J	0.024 J	2.9 U	0.022 J	2.7 U	1.6 U
Fluoranthene	mg/kg	0.0077 U	0.007 U	0.68	0.0072 U	0.38	21
Fluorene	mg/kg	0.0077 U	0.007 U	0.53	0.0072 U	0.2 J	16
Hexachlorobenzene	mg/kg	0.0077 U	0.007 U	0.39 U	0.0072 U	0.37 U	0.21 U
Hexachlorobutadiene	mg/kg	0.058 U	0.053 U	2.9 U	0.054 U	2.7 U	1.6 U
Hexachlorocyclopentadiene	mg/kg	0.38 U	0.35 U	19 U	0.36 U	18 U	11 U
Hexachloroethane	mg/kg	0.058 U	0.053 U	2.9 U	0.054 U	2.7 U	1.6 U
Indeno(1,2,3-cd)pyrene	mg/kg	0.0077 U	0.007 U	0.39 U	0.0072 U	0.37 U	1.2
Isophorone	mg/kg	0.058 U	0.053 U	2.9 U	0.054 U	2.7 U	1.6 U
2-Methylnaphthalene	mg/kg	0.0077 U	0.007 U	0.39 U	0.0072 U	0.37 U	0.92
2-Methylphenol	mg/kg	0.23 U	0.21 U	12 U	0.22 U	11 U	6.4 U
3&4-Methylphenol	mg/kg	0.46 U	0.42 U	23 U	0.43 U	22 U	13 U
4-Methylphenol	mg/kg	-	-	-	-	-	-
Naphthalene	mg/kg	0.0077 U	0.007 U	0.39 U	0.0072 U	0.37 U	**4.7[a]**
2-Nitroaniline	mg/kg	0.23 U	0.21 U	12 U	0.22 U	11 U	6.4 U
3-Nitroaniline	mg/kg	0.23 U	0.21 U	12 U	0.22 U	11 U	6.4 U
4-Nitroaniline	mg/kg	0.23 U	0.21 U	12 U	0.22 U	11 U	6.4 U
Nitrobenzene	mg/kg	0.12 U	0.11 U	5.8 U	0.11 U	5.5 U	3.2 U
2-Nitrophenol	mg/kg	0.058 U	0.053 U	2.9 U	0.054 U	2.7 U	1.6 U
4-Nitrophenol	mg/kg	0.38 U	0.35 U	19 U	0.36 U	18 U	11 U
N-Nitrosodi-n-propylamine	mg/kg	0.058 U	0.053 U	2.9 U	0.054 U	2.7 U	1.6 U
N-Nitrosodiphenylamine	mg/kg	0.058 U	0.053 U	2.9 U	0.054 U	2.7 U	1.6 U
N-Nitrosodimethylamine	mg/kg	-	-	-	-	-	-
2,2'-Oxybis(1-chloropropane)	mg/kg	0.12 U	0.11 U	5.8 U	0.11 U	5.5 U	3.2 U
Pentachlorophenol	mg/kg	0.17 U	R	8.7 U	0.16 U	8.2 U	4.8 U
Phenanthrene	mg/kg	0.0077 U	0.007 U	1.5	0.0072 U	1.3	35
Phenol	mg/kg	0.058 U	0.053 U	2.9 U	0.054 U	2.7 U	1.6 U
Pyrene	mg/kg	0.0077 U	0.007 U	0.94	0.0072 U	0.45	13
1,2,4-Trichlorobenzene	mg/kg	-	-	-	-	-	-
2,4,5-Trichlorophenol	mg/kg	0.17 U	0.16 U	8.7 U	0.16 U	8.2 U	4.8 U
2,4,6-Trichlorophenol	mg/kg	0.17 U	0.16 U	8.7 U	0.16 U	8.2 U	4.8 U

APPENDIX G.1

SOIL QUALITY DATA
RFI REPORT
FORMER MANUAL TRANSMISSIONS OF MUNCIE FACILITY
MUNCIE, INDIANA

AOI		*AOI 14.2*	*AOI 14.2*	*AOI 14.2*	*AOI 14.2*	*AOI 14.2*	*AOI 14.2*
Sample Location		*BH26-11*	*BH30-11*	*BH29-11*	*BH30-11*	*BH29-11*	*BH28-11*
Sample Identification		*S-017324-112311-TP-080*	*S-017324-112811-TP-099*	*S-017324-112811-TP-102*	*S-017324-112811-TP-100*	*S-017324-112811-TP-103*	*S-017324-120111-TP-191*
Sample Date		*11/23/2011*	*11/28/2011*	*11/28/2011*	*11/28/2011*	*11/28/2011*	*12/1/2011*
Sample Depth		*(6-8) ft BGS*	*(2-4) ft BGS*	*(8-10) ft BGS*	*(10-12) ft BGS*	*(14-16) ft BGS*	*(4-6) ft BGS*
Sample Type	*Units*						
Polychlorinated Biphenyls (PCBs)							
Aroclor-1016 (PCB-1016)	mg/kg	0.038 U	0.035 U	0.039 U	0.036 U	0.036 U	0.042 U
Aroclor-1221 (PCB-1221)	mg/kg	0.038 U	0.035 U	0.039 U	0.036 U	0.036 U	0.042 U
Aroclor-1232 (PCB-1232)	mg/kg	0.038 U	0.035 U	0.039 U	0.036 U	0.036 U	0.042 U
Aroclor-1242 (PCB-1242)	mg/kg	0.038 U	0.035 U	0.039 U	0.036 U	0.036 U	0.042 U
Aroclor-1248 (PCB-1248)	mg/kg	0.038 U	0.021 J	0.081	0.036 U	0.062	0.58 J
Aroclor-1254 (PCB-1254)	mg/kg	0.038 U	0.035 U	0.039 U	0.036 U	0.036 U	0.042 U
Aroclor-1260 (PCB-1260)	mg/kg	0.038 U	0.035 U	0.039 U	0.036 U	0.036 U	0.079 J
Total PCBs	mg/kg	ND	0.021 J	0.081	ND	0.062	0.659 J
Total Petroleum Hydrocarbons (TPH)							
Total Petroleum Hydrocarbons - Diesel	mg/kg	-	-	-	-	-	-
Total Petroleum Hydrocarbons - Gas	mg/kg	-	-	-	-	-	-
Total Petroleum Hydrocarbons - Oil	mg/kg	-	-	-	-	-	-
Total Petroleum Hydrocarbons	mg/kg	-	-	-	-	-	-
Total Petroleum Hydrocarbons - Purgeable (GRO)	mg/kg	-	-	-	-	-	-
Total Petroleum Hydrocarbons (C10-C20)	mg/kg	-	-	-	-	-	-
Total Petroleum Hydrocarbons (C20-C34)	mg/kg	-	-	-	-	-	-
Total Petroleum Hydrocarbons (C6-C10) GRO	mg/kg	-	-	-	-	-	-
Metals							
Aluminum	mg/kg	7200	2000	12000	4300	2800	3400
Antimony	mg/kg	0.95 U	0.96 UJ	0.93 U	0.68 J	1.1 U	5.3
Arsenic	mg/kg	**6.2**[a]	4.4	**11**[a]	4.6	2.7	**12**[a]
Barium	mg/kg	76	13 J	130	30	20 J	280
Beryllium	mg/kg	0.27 J	0.17 J	0.49	0.11 J	0.076 J	0.35 J
Cadmium	mg/kg	0.23	0.083 J	0.11 J	0.093 J	0.077 J	0.77
Calcium	mg/kg	42000	110000	33000	43000	48000	110000
Chromium	mg/kg	11	4.8	17	9.6	6.7	52
Chromium VI (hexavalent)	mg/kg	-	-	-	-	-	-
Cobalt	mg/kg	**7.7**[a]	3.0 J	**7.7**[a]	**5.0**[a]	3.1 J	**5.2**[a]
Copper	mg/kg	17	9.3	20	12	7.7	140
Iron	mg/kg	**16000**[a]	**8000**[a]	**23000**[a]	**12000**[a]	**8100**[a]	**19000**[a]
Lead	mg/kg	8.3	4.8	12	6.7	4.3	**350**[a]
Magnesium	mg/kg	40000	35000	19000	26000	44000	62000
Manganese	mg/kg	360	190 J	**670**[a]	230	170	190
Mercury	mg/kg	0.015 J	0.10 U	0.021 J	0.021 J	0.084 U	0.31
Nickel	mg/kg	19	8.9	22	12	9.3	38
Potassium	mg/kg	1500	760	1400	760	590	600
Selenium	mg/kg	0.48 U	0.48 U	0.46 U	0.49 U	0.53 U	0.52 U
Silver	mg/kg	0.48 U	0.48 U	0.46 U	0.49 U	0.53 U	0.11 J
Sodium	mg/kg	85 J	93 J	110 J	490 U	160 J	170 J
Thallium	mg/kg	**1.2**	0.96 U	**2.3**	0.79 J	1.0 J	1.0 U
Vanadium	mg/kg	17	6.7	32	12	9.1	13
Zinc	mg/kg	42	27	65	35	27	130

APPENDIX G.1

SOIL QUALITY DATA
RFI REPORT
FORMER MANUAL TRANSMISSIONS OF MUNCIE FACILITY
MUNCIE, INDIANA

AOI		***AOI 14.2***	***AOI 14.2***	***AOI 14.2***	***AOI 14.2***	***AOI 14.2***	***AOI 14.2***
Sample Location		***BH26-11***	***BH30-11***	***BH29-11***	***BH30-11***	***BH29-11***	***BH28-11***
Sample Identification		***S-017324-112311-TP-080***	***S-017324-112811-TP-099***	***S-017324-112811-TP-102***	***S-017324-112811-TP-100***	***S-017324-112811-TP-103***	***S-017324-120111-TP-191***
Sample Date		***11/23/2011***	***11/28/2011***	***11/28/2011***	***11/28/2011***	***11/28/2011***	***12/1/2011***
Sample Depth		***(6-8) ft BGS***	***(2-4) ft BGS***	***(8-10) ft BGS***	***(10-12) ft BGS***	***(14-16) ft BGS***	***(4-6) ft BGS***
Sample Type	***Units***						
General Chemistry							
Carbonate (as CaCO3)	mg/kg	-	-	-	-	-	-
Chloride	mg/kg	-	-	-	-	-	-
Chloride	s.u.	-	-	-	-	-	-
Cyanide (total)	mg/kg	-	-	-	-	-	-
N-Hexane extractable material	mg/kg	-	-	-	-	-	-
Percent moisture	%	-	-	-	-	-	-
pH	s.u.	-	-	-	-	-	-
Saturated aliphatic hydrocarbons	mg/kg	-	-	-	-	-	-
Sulfate	mg/kg	-	-	-	-	-	-
Total solids	%	-	-	-	-	-	-

Notes
mg/kg - Milligrams per kilogram
"-" - No value
U - Not detected at the associated reporting limit
J - Estimated concentration
UJ - Not detected; associated reporting limit is estimated
R - Rejected
s.u. - Standard units
nc - No criteria
ND - Non Detect (calculation)
BOLD[abc] Concentration exceeds associated screening level
IDEM Appendix A: Screening Levels Remedation Closure Guide - March 25, 2014
a - Exceeds IDEM residential migration to ground water screening levels
b - Exceeds IDEM commercial/industrial direct contact screening levels
c - Exceeds IDEM excavation direct contact screening levels

APPENDIX G.1

SOIL QUALITY DATA
RFI REPORT
FORMER MANUAL TRANSMISSIONS OF MUNCIE FACILITY
MUNCIE, INDIANA

AOI		*AOI 14.2*	*AOI 14.2*	*AOI 14.2*	*AOI 14.2*	*AOI 14.2*	*AOI 14.2*	*AOI 14.2*
Sample Location		*BH28-11*	*BH27-11*	*BH27-11*	*BH39-13*	*BH40-13*	*BH41-13*	*BH39-13*
Sample Identification		*S-017324-120111-TP-192*	*S-017324-120211-TP-193*	*S-017324-120211-TP-194*	*S-021513-SM-113*	*S-021513-SM-110*	*S-021513-SM-106*	*S-021513-SM-114*
Sample Date		*12/1/2011*	*12/2/2011*	*12/2/2011*	*2/15/2013*	*2/15/2013*	*2/15/2013*	*2/15/2013*
Sample Depth		*(12-14) ft BGS*	*(4-6) ft BGS*	*(10-12) ft BGS*	*(0-2.5) ft BGS*	*(0-2.5) ft BGS*	*(0-2.5) ft BGS*	*(5-6) ft BGS*
Sample Type	*Units*							
Volatile Organic Compounds (VOCs)								
Acetone	mg/kg	0.01 U	0.039 U	0.031 U	-	-	-	-
Benzene	mg/kg	0.0019 U	0.0025 U	0.0025 U	-	-	-	-
Benzyl alcohol	mg/kg	-	-	-	-	-	-	-
Bromodichloromethane	mg/kg	0.0019 U	0.0025 U	0.0025 U	-	-	-	-
Bromoform	mg/kg	0.0019 U	0.0025 U	0.0025 U	-	-	-	-
Bromomethane (Methyl bromide)	mg/kg	0.0019 U	0.0025 U	0.0025 U	-	-	-	-
2-Butanone (Methyl ethyl ketone) (MEK)	mg/kg	0.0014 J	0.0045 J	0.0045 J	-	-	-	-
Carbon disulfide	mg/kg	0.0019 U	0.00046 J	0.00045 J	-	-	-	-
Carbon tetrachloride	mg/kg	0.0019 U	0.0025 U	0.0025 U	-	-	-	-
4-Chloroaniline	mg/kg	-	-	-	-	-	-	-
Chlorobenzene	mg/kg	0.0019 U	0.0025 U	0.0025 U	-	-	-	-
Chloroethane	mg/kg	0.0019 U	0.0025 U	0.0025 U	-	-	-	-
2-Chloroethyl vinyl ether	mg/kg	-	-	-	-	-	-	-
Chloroform (Trichloromethane)	mg/kg	0.0019 U	0.0025 U	0.0025 U	-	-	-	-
Chloromethane (Methyl chloride)	mg/kg	0.0019 U	0.0025 U	0.0025 U	-	-	-	-
Cyclohexane	mg/kg	0.0039 U	0.0049 U	0.005 U	-	-	-	-
Dibenzofuran	mg/kg	-	-	-	-	-	-	-
1,2-Dibromo-3-chloropropane (DBCP)	mg/kg	0.0039 U	0.0049 U	0.005 U	-	-	-	-
Dibromochloromethane	mg/kg	0.0019 U	0.0025 U	0.0025 U	-	-	-	-
1,2-Dibromoethane (Ethylene dibromide)	mg/kg	0.0019 U	0.0025 U	0.0025 U	-	-	-	-
1,2-Dichlorobenzene	mg/kg	0.0019 U	0.0025 U	0.0025 U	-	-	-	-
1,3-Dichlorobenzene	mg/kg	0.0019 U	0.0025 U	0.0025 U	-	-	-	-
1,4-Dichlorobenzene	mg/kg	0.0019 U	0.0025 U	0.0025 U	-	-	-	-
Dichlorodifluoromethane (CFC-12)	mg/kg	0.0019 U	0.0025 U	0.0025 U	-	-	-	-
Dichloroethane	mg/kg	-	-	-	-	-	-	-
1,1-Dichloroethane	mg/kg	0.0019 U	0.0025 U	0.0025 U	-	-	-	-
1,2-Dichloroethane	mg/kg	0.00028 J	0.00023 J	0.00035 J	-	-	-	-
Dichloroethene	mg/kg	-	-	-	-	-	-	-
1,2-Dichloroethene (total)	mg/kg	-	-	-	-	-	-	-
1,1-Dichloroethene	mg/kg	0.0019 U	0.0025 U	0.0025 U	-	-	-	-
cis-1,2-Dichloroethene	mg/kg	0.00021 J	0.0025 U	0.0025 U	-	-	-	-
trans-1,2-Dichloroethene	mg/kg	0.0019 U	0.0025 U	0.0025 U	-	-	-	-
1,2-Dichloropropane	mg/kg	0.0019 U	0.0025 U	0.0025 U	-	-	-	-
cis-1,3-Dichloropropene	mg/kg	0.0019 U	0.0025 U	0.0025 U	-	-	-	-
trans-1,3-Dichloropropene	mg/kg	0.0019 U	0.0025 U	0.0025 U	-	-	-	-
Ethylbenzene	mg/kg	0.0019 U	0.0025 U	0.0025 U	-	-	-	-
2-Hexanone	mg/kg	0.0078 U	0.0098 U	0.01 U	-	-	-	-
Isopropyl benzene	mg/kg	0.0019 U	0.0025 U	0.0025 U	-	-	-	-
Methyl acetate	mg/kg	0.0039 U	0.00078 J	0.00074 J	-	-	-	-
Methyl cyclohexane	mg/kg	0.0039 U	0.0049 U	0.005 U	-	-	-	-
Methyl tert butyl ether (MTBE)	mg/kg	0.0078 U	0.0098 U	0.01 U	-	-	-	-
4-Methyl-2-pentanone (MIBK)	mg/kg	0.0078 U	0.0098 U	0.01 U	-	-	-	-
Methylene chloride	mg/kg	0.0019 U	0.0025 U	0.0025 U	-	-	-	-
Styrene	mg/kg	0.0019 U	0.0025 U	0.0025 U	-	-	-	-
1,1,2,2-Tetrachloroethane	mg/kg	0.0019 U	0.0025 U	0.0025 U	-	-	-	-
Tetrachloroethene	mg/kg	0.0019 U	0.0025 U	0.0025 U	-	-	-	-

APPENDIX G.1

SOIL QUALITY DATA
RFI REPORT
FORMER MANUAL TRANSMISSIONS OF MUNCIE FACILITY
MUNCIE, INDIANA

AOI		*AOI 14.2*	*AOI 14.2*	*AOI 14.2*	*AOI 14.2*	*AOI 14.2*	*AOI 14.2*	*AOI 14.2*
Sample Location		*BH28-11*	*BH27-11*	*BH27-11*	*BH39-13*	*BH40-13*	*BH41-13*	*BH39-13*
Sample Identification		*S-017324-120111-TP-192*	*S-017324-120211-TP-193*	*S-017324-120211-TP-194*	*S-021513-SM-113*	*S-021513-SM-110*	*S-021513-SM-106*	*S-021513-SM-114*
Sample Date		*12/1/2011*	*12/2/2011*	*12/2/2011*	*2/15/2013*	*2/15/2013*	*2/15/2013*	*2/15/2013*
Sample Depth		*(12-14) ft BGS*	*(4-6) ft BGS*	*(10-12) ft BGS*	*(0-2.5) ft BGS*	*(0-2.5) ft BGS*	*(0-2.5) ft BGS*	*(5-6) ft BGS*
Sample Type	*Units*							
VOCs (Continued)								
Toluene	mg/kg	0.00027 J	0.0003 J	0.00063 J	-	-	-	-
1,2,4-Trichlorobenzene	mg/kg	0.0019 U	0.0025 U	0.0025 U	-	-	-	-
Trichloroethane	mg/kg	-	-	-	-	-	-	-
1,1,1-Trichloroethane	mg/kg	0.0019 U	0.0025 U	0.0025 U	-	-	-	-
1,1,2-Trichloroethane	mg/kg	0.0019 U	0.0025 U	0.0025 U	-	-	-	-
Trichloroethene	mg/kg	0.0019 U	0.0025 U	0.0025 U	-	-	-	-
Trichlorofluoromethane (CFC-11)	mg/kg	0.0019 U	0.0025 U	0.0025 U	-	-	-	-
Trifluorotrichloroethane (Freon 113)	mg/kg	0.0019 U	0.0025 U	0.0025 U	-	-	-	-
Vinyl acetate	mg/kg	-	-	-	-	-	-	-
Vinyl chloride	mg/kg	0.00015 J	0.0025 U	0.0025 U	-	-	-	-
Xylenes (total)	mg/kg	0.0039 U	0.0049 U	0.005 U	-	-	-	-
Semi-Volatile Organic Compounds (SVOCs)								
Acenaphthene	mg/kg	0.02	0.0082 U	0.0086 U	-	-	-	-
Acenaphthylene	mg/kg	0.0075 U	0.0082 U	0.0086 U	-	-	-	-
Acetophenone	mg/kg	0.11 U	0.12 U	0.13 U	-	-	-	-
Anthracene	mg/kg	0.012	0.0048 J	0.0047 J	-	-	-	-
Atrazine	mg/kg	0.23 U	0.25 U	0.26 U	-	-	-	-
Benzaldehyde	mg/kg	0.11 U	0.12 U	0.13 U	-	-	-	-
Benzo(a)anthracene	mg/kg	0.015	0.0082 U	0.0086 U	-	-	-	-
Benzo(a)pyrene	mg/kg	0.0081	0.014	0.0076 J	-	-	-	-
Benzo(b)fluoranthene	mg/kg	0.012	0.021	0.01	-	-	-	-
Benzo(g,h,i)perylene	mg/kg	0.0075 U	0.012	0.0054 J	-	-	-	-
Benzo(k)fluoranthene	mg/kg	0.0057 J	0.0081 J	0.006 J	-	-	-	-
Benzoic acid	mg/kg	-	-	-	-	-	-	-
Biphenyl (1,1-Biphenyl)	mg/kg	0.056 U	0.062 U	0.064 U	-	-	-	-
4-Bromophenyl phenyl ether	mg/kg	0.056 U	0.062 U	0.064 U	-	-	-	-
Butyl benzylphthalate (BBP)	mg/kg	0.056 U	0.062 U	0.014 J	-	-	-	-
Caprolactam	mg/kg	0.37 U	0.41 U	0.42 U	-	-	-	-
Carbazole	mg/kg	0.056 U	0.062 U	0.064 U	-	-	-	-
4-Chloro-3-methylphenol	mg/kg	0.17 U	0.19 U	0.19 U	-	-	-	-
4-Chloroaniline	mg/kg	0.17 U	0.19 U	0.19 U	-	-	-	-
bis(2-Chloroethoxy)methane	mg/kg	0.11 U	0.12 U	0.13 U	-	-	-	-
bis(2-Chloroethyl)ether	mg/kg	0.11 U	0.12 U	0.13 U	-	-	-	-
2-Chloronaphthalene	mg/kg	0.056 U	0.062 U	0.064 U	-	-	-	-
2-Chlorophenol	mg/kg	0.056 U	0.062 U	0.064 U	-	-	-	-
4-Chlorophenyl phenyl ether	mg/kg	0.056 U	0.062 U	0.064 U	-	-	-	-
Chrysene	mg/kg	0.014	0.0082 U	0.0086 U	-	-	-	-
Dibenz(a,h)anthracene	mg/kg	0.0075 U	0.0082 U	0.0086 U	-	-	-	-
Dibenzofuran	mg/kg	0.016 J	0.062 U	0.0043 J	-	-	-	-
1,2-Dichlorobenzene	mg/kg	-	-	-	-	-	-	-
1,3-Dichlorobenzene	mg/kg	-	-	-	-	-	-	-
1,4-Dichlorobenzene	mg/kg	-	-	-	-	-	-	-
3,3'-Dichlorobenzidine	mg/kg	0.11 UJ	0.12 UJ	0.13 UJ	-	-	-	-
2,4-Dichlorophenol	mg/kg	0.17 U	0.19 U	0.19 U	-	-	-	-

APPENDIX G.1

SOIL QUALITY DATA
RFI REPORT
FORMER MANUAL TRANSMISSIONS OF MUNCIE FACILITY
MUNCIE, INDIANA

AOI		*AOI 14.2*	*AOI 14.2*	*AOI 14.2*	*AOI 14.2*	*AOI 14.2*	*AOI 14.2*	*AOI 14.2*
Sample Location		*BH28-11*	*BH27-11*	*BH27-11*	*BH39-13*	*BH40-13*	*BH41-13*	*BH39-13*
Sample Identification		*S-017324-120111-TP-192*	*S-017324-120211-TP-193*	*S-017324-120211-TP-194*	*S-021513-SM-113*	*S-021513-SM-110*	*S-021513-SM-106*	*S-021513-SM-114*
Sample Date		*12/1/2011*	*12/2/2011*	*12/2/2011*	*2/15/2013*	*2/15/2013*	*2/15/2013*	*2/15/2013*
Sample Depth		*(12-14) ft BGS*	*(4-6) ft BGS*	*(10-12) ft BGS*	*(0-2.5) ft BGS*	*(0-2.5) ft BGS*	*(0-2.5) ft BGS*	*(5-6) ft BGS*
Sample Type	*Units*							
SVOCs (Continued)								
Diethyl phthalate	mg/kg	0.056 U	0.062 U	0.064 U	-	-	-	-
Dimethyl phthalate	mg/kg	0.056 U	0.062 U	0.064 U	-	-	-	-
2,4-Dimethylphenol	mg/kg	0.17 U	0.19 U	0.19 U	-	-	-	-
Di-n-butylphthalate (DBP)	mg/kg	0.056 U	0.062 U	0.064 U	-	-	-	-
4,6-Dinitro-2-methylphenol	mg/kg	0.17 U	0.19 U	0.19 U	-	-	-	-
2,4-Dinitrophenol	mg/kg	0.37 U	0.41 U	0.42 U	-	-	-	-
2,4-Dinitrotoluene	mg/kg	0.23 U	0.25 U	0.26 U	-	-	-	-
2,6-Dinitrotoluene	mg/kg	0.23 U	0.25 U	0.26 U	-	-	-	-
Di-n-octyl phthalate (DnOP)	mg/kg	0.056 U	0.062 U	0.064 U	-	-	-	-
bis(2-Ethylhexyl)phthalate (DEHP)	mg/kg	0.056 U	0.027 J	0.064 U	-	-	-	-
Fluoranthene	mg/kg	0.047	0.04	0.025	-	-	-	-
Fluorene	mg/kg	0.023	0.0082 U	0.0062 J	-	-	-	-
Hexachlorobenzene	mg/kg	0.0075 U	0.0082 U	0.0086 U	-	-	-	-
Hexachlorobutadiene	mg/kg	0.056 U	0.062 U	0.064 U	-	-	-	-
Hexachlorocyclopentadiene	mg/kg	0.37 U	0.41 U	0.42 U	-	-	-	-
Hexachloroethane	mg/kg	0.056 U	0.062 U	0.064 U	-	-	-	-
Indeno(1,2,3-cd)pyrene	mg/kg	0.0075 U	0.0099	0.0086 U	-	-	-	-
Isophorone	mg/kg	0.056 U	0.062 U	0.064 U	-	-	-	-
2-Methylnaphthalene	mg/kg	0.0042 J	0.0082 U	0.0086 U	-	-	-	-
2-Methylphenol	mg/kg	0.23 U	0.25 U	0.26 U	-	-	-	-
3&4-Methylphenol	mg/kg	0.45 U	0.49 U	0.51 U	-	-	-	-
4-Methylphenol	mg/kg	-	-	-	-	-	-	-
Naphthalene	mg/kg	0.016	0.0082 U	0.0086 U	-	-	-	-
2-Nitroaniline	mg/kg	0.23 U	0.25 U	0.26 U	-	-	-	-
3-Nitroaniline	mg/kg	0.23 U	0.25 U	0.26 U	-	-	-	-
4-Nitroaniline	mg/kg	0.23 U	0.25 U	0.26 U	-	-	-	-
Nitrobenzene	mg/kg	0.11 U	0.12 U	0.13 U	-	-	-	-
2-Nitrophenol	mg/kg	0.056 U	0.062 U	0.064 U	-	-	-	-
4-Nitrophenol	mg/kg	0.37 U	0.41 U	0.42 U	-	-	-	-
N-Nitrosodi-n-propylamine	mg/kg	0.056 U	0.062 U	0.064 U	-	-	-	-
N-Nitrosodiphenylamine	mg/kg	0.056 U	0.062 U	0.064 U	-	-	-	-
N-Nitrosodimethylamine	mg/kg	-	-	-	-	-	-	-
2,2'-Oxybis(1-chloropropane)	mg/kg	0.11 U	0.12 U	0.13 U	-	-	-	-
Pentachlorophenol	mg/kg	0.17 U	0.19 U	0.19 U	-	-	-	-
Phenanthrene	mg/kg	0.071	0.017	0.022	-	-	-	-
Phenol	mg/kg	0.056 U	0.062 U	0.064 U	-	-	-	-
Pyrene	mg/kg	0.033	0.033	0.019	-	-	-	-
1,2,4-Trichlorobenzene	mg/kg	-	-	-	-	-	-	-
2,4,5-Trichlorophenol	mg/kg	0.17 U	0.19 U	0.19 U	-	-	-	-
2,4,6-Trichlorophenol	mg/kg	0.17 U	0.19 U	0.19 U	-	-	-	-

APPENDIX G.1

SOIL QUALITY DATA
RFI REPORT
FORMER MANUAL TRANSMISSIONS OF MUNCIE FACILITY
MUNCIE, INDIANA

AOI		*AOI 14.2*	*AOI 14.2*	*AOI 14.2*	*AOI 14.2*	*AOI 14.2*	*AOI 14.2*	*AOI 14.2*
Sample Location		*BH28-11*	*BH27-11*	*BH27-11*	*BH39-13*	*BH40-13*	*BH41-13*	*BH39-13*
Sample Identification		*S-017324-120111-TP-192*	*S-017324-120211-TP-193*	*S-017324-120211-TP-194*	*S-021513-SM-113*	*S-021513-SM-110*	*S-021513-SM-106*	*S-021513-SM-114*
Sample Date		*12/1/2011*	*12/2/2011*	*12/2/2011*	*2/15/2013*	*2/15/2013*	*2/15/2013*	*2/15/2013*
Sample Depth		*(12-14) ft BGS*	*(4-6) ft BGS*	*(10-12) ft BGS*	*(0-2.5) ft BGS*	*(0-2.5) ft BGS*	*(0-2.5) ft BGS*	*(5-6) ft BGS*
Sample Type	*Units*							
Polychlorinated Biphenyls (PCBs)								
Aroclor-1016 (PCB-1016)	mg/kg	0.037 U	0.041 U	0.042 U	-	-	-	-
Aroclor-1221 (PCB-1221)	mg/kg	0.037 U	0.041 U	0.042 U	-	-	-	-
Aroclor-1232 (PCB-1232)	mg/kg	0.037 U	0.041 U	0.042 U	-	-	-	-
Aroclor-1242 (PCB-1242)	mg/kg	0.037 U	0.041 U	0.042 U	-	-	-	-
Aroclor-1248 (PCB-1248)	mg/kg	0.037 U	0.027 J	0.042 U	-	-	-	-
Aroclor-1254 (PCB-1254)	mg/kg	0.037 U	0.041 U	0.042 U	-	-	-	-
Aroclor-1260 (PCB-1260)	mg/kg	0.037 U	0.041 U	0.042 U	-	-	-	-
Total PCBs	mg/kg	ND	0.027 J	ND	-	-	-	-
Total Petroleum Hydrocarbons (TPH)								
Total Petroleum Hydrocarbons - Diesel	mg/kg	-	-	-	-	-	-	-
Total Petroleum Hydrocarbons - Gas	mg/kg	-	-	-	-	-	-	-
Total Petroleum Hydrocarbons - Oil	mg/kg	-	-	-	-	-	-	-
Total Petroleum Hydrocarbons	mg/kg	-	-	-	-	-	-	-
Total Petroleum Hydrocarbons - Purgeable (GRO)	mg/kg	-	-	-	-	-	-	-
Total Petroleum Hydrocarbons (C10-C20)	mg/kg	-	-	-	-	-	-	-
Total Petroleum Hydrocarbons (C20-C34)	mg/kg	-	-	-	-	-	-	-
Total Petroleum Hydrocarbons (C6-C10) GRO	mg/kg	-	-	-	-	-	-	-
Metals								
Aluminum	mg/kg	4200	16000	13000	-	-	-	-
Antimony	mg/kg	0.37 J	0.79 J	0.90 J	-	-	-	-
Arsenic	mg/kg	4.1	**16**[a]	**15**[a]	-	-	-	-
Barium	mg/kg	31	110	110	-	-	-	-
Beryllium	mg/kg	0.16 J	0.65	0.63	-	-	-	-
Cadmium	mg/kg	0.20	0.11 J	0.21 J	-	-	-	-
Calcium	mg/kg	130000	2000	3300	-	-	-	-
Chromium	mg/kg	9.9	16	19	-	-	-	-
Chromium VI (hexavalent)	mg/kg	-	-	-	-	-	-	-
Cobalt	mg/kg	4.0	**14**[a]	**14**[a]	-	-	-	-
Copper	mg/kg	9.9	18	31	-	-	-	-
Iron	mg/kg	**9100**[a]	**26000**[a]	**32000**[a]	-	-	-	-
Lead	mg/kg	4.8	18	19	19	5.9	230	**330**[a]
Magnesium	mg/kg	66000	2800	4700	-	-	-	-
Manganese	mg/kg	220	**660**[a]	380	-	-	-	-
Mercury	mg/kg	0.086 U	0.025 J	0.043 J	-	-	-	-
Nickel	mg/kg	12	19	39	-	-	-	-
Potassium	mg/kg	830	1100	1700	-	-	-	-
Selenium	mg/kg	0.38 U	0.47 U	0.58 U	-	-	-	-
Silver	mg/kg	0.38 U	0.47 U	0.58 U	-	-	-	-
Sodium	mg/kg	240 J	220 J	250 J	-	-	-	-
Thallium	mg/kg	0.96	**1.3**	1.2 U	-	-	-	-
Vanadium	mg/kg	11	32	29	-	-	-	-
Zinc	mg/kg	31	61	68	-	-	-	-

APPENDIX G.1

SOIL QUALITY DATA
RFI REPORT
FORMER MANUAL TRANSMISSIONS OF MUNCIE FACILITY
MUNCIE, INDIANA

AOI		***AOI 14.2***	***AOI 14.2***	***AOI 14.2***	***AOI 14.2***	***AOI 14.2***	***AOI 14.2***	***AOI 14.2***
Sample Location		***BH28-11***	***BH27-11***	***BH27-11***	***BH39-13***	***BH40-13***	***BH41-13***	***BH39-13***
Sample Identification		***S-017324-120111-TP-192***	***S-017324-120211-TP-193***	***S-017324-120211-TP-194***	***S-021513-SM-113***	***S-021513-SM-110***	***S-021513-SM-106***	***S-021513-SM-114***
Sample Date		***12/1/2011***	***12/2/2011***	***12/2/2011***	***2/15/2013***	***2/15/2013***	***2/15/2013***	***2/15/2013***
Sample Depth		***(12-14) ft BGS***	***(4-6) ft BGS***	***(10-12) ft BGS***	***(0-2.5) ft BGS***	***(0-2.5) ft BGS***	***(0-2.5) ft BGS***	***(5-6) ft BGS***
Sample Type	***Units***							
General Chemistry								
Carbonate (as CaCO3)	mg/kg	-	-	-	-	-	-	-
Chloride	mg/kg	-	-	-	-	-	-	-
Chloride	s.u.	-	-	-	-	-	-	-
Cyanide (total)	mg/kg	-	-	-	-	-	-	-
N-Hexane extractable material	mg/kg	-	-	-	-	-	-	-
Percent moisture	%	-	-	-	-	-	-	-
pH	s.u.	-	-	-	-	-	-	-
Saturated aliphatic hydrocarbons	mg/kg	-	-	-	-	-	-	-
Sulfate	mg/kg	-	-	-	-	-	-	-
Total solids	%	-	-	-	-	-	-	-

Notes
mg/kg - Milligrams per kilogram
"-" - No value
U - Not detected at the associated reporting limit
J - Estimated concentration
UJ - Not detected; associated reporting limit is estimated
R - Rejected
s.u. - Standard units
nc - No criteria
ND - Non Detect (calculation)
BOLD[abc] Concentration exceeds associated screening level
IDEM Appendix A: Screening Levels Remedation Closure Guide - March 25, 2014
a - Exceeds IDEM residential migration to ground water screening levels
b - Exceeds IDEM commercial/industrial direct contact screening levels
c - Exceeds IDEM excavation direct contact screening levels

APPENDIX G.1

SOIL QUALITY DATA
RFI REPORT
FORMER MANUAL TRANSMISSIONS OF MUNCIE FACILITY
MUNCIE, INDIANA

AOI		*AOI 14.2*	*AOI 14.2*	*AOI 14.2*	*AOI 14.2*	*AOI 14.3*	*AOI 14.3*	*AOI 14.3*
Sample Location		*BH40-13*	*BH41-13*	*BH41-13*	*BH39-13*	*BH32-11*	*BH32-11*	*BH31-11*
Sample Identification		*S-021513-SM-111*	*S-021513-SM-107*	*S-021513-SM-108*	*S-021513-SM-115*	*S-017324-120111-TP-177*	*S-017324-120111-TP-178*	*S-017324-120211-TP-195*
Sample Date		*2/15/2013*	*2/15/2013*	*2/15/2013*	*2/15/2013*	*12/1/2011*	*12/1/2011*	*12/2/2011*
Sample Depth		*(5-6) ft BGS*	*(5-6) ft BGS*	*(5-6) ft BGS*	*(6-8) ft BGS*	*(2-4) ft BGS*	*(5-10) ft BGS*	*(4-6) ft BGS*
Sample Type	*Units*			*Duplicate*				
Volatile Organic Compounds (VOCs)								
Acetone	mg/kg	-	-	-	-	0.017 U	0.014 U	0.79 U
Benzene	mg/kg	-	-	-	-	0.0043 U	0.0035 U	0.2 U
Benzyl alcohol	mg/kg	-	-	-	-	-	-	-
Bromodichloromethane	mg/kg	-	-	-	-	0.0043 U	0.0035 U	0.2 U
Bromoform	mg/kg	-	-	-	-	0.0043 U	0.0035 U	0.2 U
Bromomethane (Methyl bromide)	mg/kg	-	-	-	-	0.0043 U	0.0035 U	0.2 U
2-Butanone (Methyl ethyl ketone) (MEK)	mg/kg	-	-	-	-	0.017 U	0.0013 J	0.79 U
Carbon disulfide	mg/kg	-	-	-	-	0.0043 U	0.0035 U	0.2 U
Carbon tetrachloride	mg/kg	-	-	-	-	0.0043 U	0.0035 U	0.2 U
4-Chloroaniline	mg/kg	-	-	-	-	-	-	-
Chlorobenzene	mg/kg	-	-	-	-	0.0043 U	0.0035 U	0.2 U
Chloroethane	mg/kg	-	-	-	-	0.0043 U	0.0035 U	0.2 U
2-Chloroethyl vinyl ether	mg/kg	-	-	-	-	-	-	-
Chloroform (Trichloromethane)	mg/kg	-	-	-	-	0.0043 U	0.0035 U	0.2 U
Chloromethane (Methyl chloride)	mg/kg	-	-	-	-	0.0043 U	0.0035 U	0.2 U
Cyclohexane	mg/kg	-	-	-	-	0.0086 U	0.007 U	0.39 U
Dibenzofuran	mg/kg	-	-	-	-	-	-	-
1,2-Dibromo-3-chloropropane (DBCP)	mg/kg	-	-	-	-	0.0086 U	0.007 U	0.39 U
Dibromochloromethane	mg/kg	-	-	-	-	0.0043 U	0.0035 U	0.2 U
1,2-Dibromoethane (Ethylene dibromide)	mg/kg	-	-	-	-	0.0043 U	0.0035 U	0.2 U
1,2-Dichlorobenzene	mg/kg	-	-	-	-	0.0043 U	0.0035 U	0.2 U
1,3-Dichlorobenzene	mg/kg	-	-	-	-	0.0043 U	0.0035 U	0.2 U
1,4-Dichlorobenzene	mg/kg	-	-	-	-	0.0043 U	0.0035 U	0.2 U
Dichlorodifluoromethane (CFC-12)	mg/kg	-	-	-	-	0.0043 U	0.0035 U	0.2 U
Dichloroethane	mg/kg	-	-	-	-	-	-	-
1,1-Dichloroethane	mg/kg	-	-	-	-	0.0043 U	0.0035 U	0.2 U
1,2-Dichloroethane	mg/kg	-	-	-	-	0.00049 J	0.0035 U	0.2 U
Dichloroethene	mg/kg	-	-	-	-	-	-	-
1,2-Dichloroethene (total)	mg/kg	-	-	-	-	-	-	-
1,1-Dichloroethene	mg/kg	-	-	-	-	0.0043 U	0.0035 U	0.2 U
cis-1,2-Dichloroethene	mg/kg	-	-	-	-	0.0043 U	0.0035 U	0.2 U
trans-1,2-Dichloroethene	mg/kg	-	-	-	-	0.0043 U	0.0035 U	0.2 U
1,2-Dichloropropane	mg/kg	-	-	-	-	0.0043 U	0.0035 U	0.2 U
cis-1,3-Dichloropropene	mg/kg	-	-	-	-	0.0043 U	0.0035 U	0.2 U
trans-1,3-Dichloropropene	mg/kg	-	-	-	-	0.0043 U	0.0035 U	0.2 U
Ethylbenzene	mg/kg	-	-	-	-	0.0043 U	0.0035 U	0.2 U
2-Hexanone	mg/kg	-	-	-	-	0.017 U	0.014 U	0.79 U
Isopropyl benzene	mg/kg	-	-	-	-	0.0043 U	0.0035 U	0.2 U
Methyl acetate	mg/kg	-	-	-	-	0.0086 U	0.007 U	0.053 J
Methyl cyclohexane	mg/kg	-	-	-	-	0.00042 J	0.007 U	0.39 U
Methyl tert butyl ether (MTBE)	mg/kg	-	-	-	-	0.017 U	0.014 U	0.79 U
4-Methyl-2-pentanone (MIBK)	mg/kg	-	-	-	-	0.017 U	0.014 U	0.79 U
Methylene chloride	mg/kg	-	-	-	-	0.0043 U	0.0035 U	0.2 U
Styrene	mg/kg	-	-	-	-	0.0043 U	0.0035 U	0.2 U
1,1,2,2-Tetrachloroethane	mg/kg	-	-	-	-	0.0043 U	0.0035 U	0.2 U
Tetrachloroethene	mg/kg	-	-	-	-	0.0043 U	0.0035 U	0.2 U

APPENDIX G.1

SOIL QUALITY DATA
RFI REPORT
FORMER MANUAL TRANSMISSIONS OF MUNCIE FACILITY
MUNCIE, INDIANA

AOI		*AOI 14.2*	*AOI 14.2*	*AOI 14.2*	*AOI 14.2*	*AOI 14.3*	*AOI 14.3*	*AOI 14.3*
Sample Location		*BH40-13*	*BH41-13*	*BH41-13*	*BH39-13*	*BH32-11*	*BH32-11*	*BH31-11*
Sample Identification		*S-021513-SM-111*	*S-021513-SM-107*	*S-021513-SM-108*	*S-021513-SM-115*	*S-017324-120111-TP-177*	*S-017324-120111-TP-178*	*S-017324-120211-TP-195*
Sample Date		*2/15/2013*	*2/15/2013*	*2/15/2013*	*2/15/2013*	*12/1/2011*	*12/1/2011*	*12/2/2011*
Sample Depth		*(5-6) ft BGS*	*(5-6) ft BGS*	*(5-6) ft BGS*	*(6-8) ft BGS*	*(2-4) ft BGS*	*(5-10) ft BGS*	*(4-6) ft BGS*
Sample Type	*Units*			*Duplicate*				
VOCs (Continued)								
Toluene	mg/kg	-	-	-	-	0.00066 J	0.0002 J	0.2 U
1,2,4-Trichlorobenzene	mg/kg	-	-	-	-	0.0043 U	0.0035 U	0.2 U
Trichloroethane	mg/kg	-	-	-	-	-	-	-
1,1,1-Trichloroethane	mg/kg	-	-	-	-	0.0011 J	0.0035 U	0.2 U
1,1,2-Trichloroethane	mg/kg	-	-	-	-	0.0043 U	0.0035 U	0.2 U
Trichloroethene	mg/kg	-	-	-	-	0.0043 U	0.0035 U	0.2 U
Trichlorofluoromethane (CFC-11)	mg/kg	-	-	-	-	0.00029 J	0.0035 U	0.2 U
Trifluorotrichloroethane (Freon 113)	mg/kg	-	-	-	-	0.0043 U	0.0035 U	0.2 U
Vinyl acetate	mg/kg	-	-	-	-	-	-	-
Vinyl chloride	mg/kg	-	-	-	-	0.0043 U	0.0035 U	0.2 U
Xylenes (total)	mg/kg	-	-	-	-	0.0086 U	0.007 U	0.39 U
Semi-Volatile Organic Compounds (SVOCs)								
Acenaphthene	mg/kg	-	-	-	-	0.22	0.0085 U	0.0077 U
Acenaphthylene	mg/kg	-	-	-	-	0.047	0.0085 U	0.0077 U
Acetophenone	mg/kg	-	-	-	-	0.6 U	0.13 U	0.12 U
Anthracene	mg/kg	-	-	-	-	0.51	0.029	0.0077 U
Atrazine	mg/kg	-	-	-	-	1.2 U	0.26 U	0.23 U
Benzaldehyde	mg/kg	-	-	-	-	0.6 U	0.13 U	0.12 U
Benzo(a)anthracene	mg/kg	-	-	-	-	1.7	0.026	0.023
Benzo(a)pyrene	mg/kg	-	-	-	-	**1.5**	0.021	0.014
Benzo(b)fluoranthene	mg/kg	-	-	-	-	2.1	0.037	0.021
Benzo(g,h,i)perylene	mg/kg	-	-	-	-	0.9	0.027	0.011
Benzo(k)fluoranthene	mg/kg	-	-	-	-	0.72	0.02	0.011
Benzoic acid	mg/kg	-	-	-	-	-	-	-
Biphenyl (1,1-Biphenyl)	mg/kg	-	-	-	-	0.3 U	0.064 U	0.058 U
4-Bromophenyl phenyl ether	mg/kg	-	-	-	-	0.3 U	0.064 U	0.058 U
Butyl benzylphthalate (BBP)	mg/kg	-	-	-	-	0.3 U	0.064 U	0.058 U
Caprolactam	mg/kg	-	-	-	-	2 U	0.42 U	0.38 U
Carbazole	mg/kg	-	-	-	-	0.24 J	0.064 U	0.058 U
4-Chloro-3-methylphenol	mg/kg	-	-	-	-	0.89 U	0.19 U	0.17 U
4-Chloroaniline	mg/kg	-	-	-	-	0.89 U	0.19 U	0.17 U
bis(2-Chloroethoxy)methane	mg/kg	-	-	-	-	0.6 U	0.13 U	0.12 U
bis(2-Chloroethyl)ether	mg/kg	-	-	-	-	0.6 U	0.13 U	0.12 U
2-Chloronaphthalene	mg/kg	-	-	-	-	0.3 U	0.064 U	0.058 U
2-Chlorophenol	mg/kg	-	-	-	-	0.3 U	0.064 U	0.058 U
4-Chlorophenyl phenyl ether	mg/kg	-	-	-	-	0.3 U	0.064 U	0.058 U
Chrysene	mg/kg	-	-	-	-	2	0.043	0.026
Dibenz(a,h)anthracene	mg/kg	-	-	-	-	**0.29**	0.0085 U	0.0077 U
Dibenzofuran	mg/kg	-	-	-	-	0.13 J	0.0091 J	0.058 U
1,2-Dichlorobenzene	mg/kg	-	-	-	-	-	-	-
1,3-Dichlorobenzene	mg/kg	-	-	-	-	-	-	-
1,4-Dichlorobenzene	mg/kg	-	-	-	-	-	-	-
3,3'-Dichlorobenzidine	mg/kg	-	-	-	-	0.6 UJ	0.13 UJ	0.12 UJ
2,4-Dichlorophenol	mg/kg	-	-	-	-	0.89 U	0.19 U	0.17 U

APPENDIX G.1

SOIL QUALITY DATA
RFI REPORT
FORMER MANUAL TRANSMISSIONS OF MUNCIE FACILITY
MUNCIE, INDIANA

AOI		*AOI 14.2*	*AOI 14.2*	*AOI 14.2*	*AOI 14.2*	*AOI 14.3*	*AOI 14.3*	*AOI 14.3*
Sample Location		*BH40-13*	*BH41-13*	*BH41-13*	*BH39-13*	*BH32-11*	*BH32-11*	*BH31-11*
Sample Identification		*S-021513-SM-111*	*S-021513-SM-107*	*S-021513-SM-108*	*S-021513-SM-115*	*S-017324-120111-TP-177*	*S-017324-120111-TP-178*	*S-017324-120211-TP-195*
Sample Date		*2/15/2013*	*2/15/2013*	*2/15/2013*	*2/15/2013*	*12/1/2011*	*12/1/2011*	*12/2/2011*
Sample Depth		*(5-6) ft BGS*	*(5-6) ft BGS*	*(5-6) ft BGS*	*(6-8) ft BGS*	*(2-4) ft BGS*	*(5-10) ft BGS*	*(4-6) ft BGS*
Sample Type	*Units*			*Duplicate*				
SVOCs (Continued)								
Diethyl phthalate	mg/kg	-	-	-	-	0.3 U	0.064 U	0.058 U
Dimethyl phthalate	mg/kg	-	-	-	-	0.3 U	0.064 U	0.058 U
2,4-Dimethylphenol	mg/kg	-	-	-	-	0.89 U	0.19 U	0.17 U
Di-n-butylphthalate (DBP)	mg/kg	-	-	-	-	0.3 U	0.064 U	0.058 U
4,6-Dinitro-2-methylphenol	mg/kg	-	-	-	-	0.89 U	0.19 U	0.17 U
2,4-Dinitrophenol	mg/kg	-	-	-	-	2 U	0.42 U	0.38 U
2,4-Dinitrotoluene	mg/kg	-	-	-	-	1.2 U	0.26 U	0.23 U
2,6-Dinitrotoluene	mg/kg	-	-	-	-	1.2 U	0.26 U	0.23 U
Di-n-octyl phthalate (DnOP)	mg/kg	-	-	-	-	0.3 U	0.064 U	0.058 U
bis(2-Ethylhexyl)phthalate (DEHP)	mg/kg	-	-	-	-	0.45	0.064 U	0.058 U
Fluoranthene	mg/kg	-	-	-	-	4.4	0.065	0.069
Fluorene	mg/kg	-	-	-	-	0.25	0.011	0.0043 J
Hexachlorobenzene	mg/kg	-	-	-	-	0.04 U	0.0085 U	0.0077 U
Hexachlorobutadiene	mg/kg	-	-	-	-	0.3 U	0.064 U	0.058 U
Hexachlorocyclopentadiene	mg/kg	-	-	-	-	2 U	0.42 U	0.38 U
Hexachloroethane	mg/kg	-	-	-	-	0.3 U	0.064 U	0.058 U
Indeno(1,2,3-cd)pyrene	mg/kg	-	-	-	-	0.85	0.02	0.0074 J
Isophorone	mg/kg	-	-	-	-	0.3 U	0.064 U	0.058 U
2-Methylnaphthalene	mg/kg	-	-	-	-	0.056	0.013	0.0077 U
2-Methylphenol	mg/kg	-	-	-	-	1.2 U	0.26 U	0.23 U
3&4-Methylphenol	mg/kg	-	-	-	-	2.4 U	0.51 U	0.46 U
4-Methylphenol	mg/kg	-	-	-	-	-	-	-
Naphthalene	mg/kg	-	-	-	-	0.07	0.015	0.0077 U
2-Nitroaniline	mg/kg	-	-	-	-	1.2 U	0.26 U	0.23 U
3-Nitroaniline	mg/kg	-	-	-	-	1.2 U	0.26 U	0.23 U
4-Nitroaniline	mg/kg	-	-	-	-	1.2 U	0.26 U	0.23 U
Nitrobenzene	mg/kg	-	-	-	-	0.6 U	0.13 U	0.12 U
2-Nitrophenol	mg/kg	-	-	-	-	0.3 U	0.064 U	0.058 U
4-Nitrophenol	mg/kg	-	-	-	-	2 U	0.42 U	0.38 U
N-Nitrosodi-n-propylamine	mg/kg	-	-	-	-	0.3 U	0.064 U	0.058 U
N-Nitrosodiphenylamine	mg/kg	-	-	-	-	0.3 U	0.064 U	0.058 U
N-Nitrosodimethylamine	mg/kg	-	-	-	-	-	-	-
2,2'-Oxybis(1-chloropropane)	mg/kg	-	-	-	-	0.6 U	0.13 U	0.12 U
Pentachlorophenol	mg/kg	-	-	-	-	0.89 U	0.19 U	0.17 U
Phenanthrene	mg/kg	-	-	-	-	1.9	0.068	0.048
Phenol	mg/kg	-	-	-	-	0.3 U	0.064 U	0.058 U
Pyrene	mg/kg	-	-	-	-	3.5	0.05	0.055
1,2,4-Trichlorobenzene	mg/kg	-	-	-	-	-	-	-
2,4,5-Trichlorophenol	mg/kg	-	-	-	-	0.89 U	0.19 U	0.17 U
2,4,6-Trichlorophenol	mg/kg	-	-	-	-	0.89 U	0.19 U	0.17 U

APPENDIX G.1

SOIL QUALITY DATA
RFI REPORT
FORMER MANUAL TRANSMISSIONS OF MUNCIE FACILITY
MUNCIE, INDIANA

AOI		*AOI 14.2*	*AOI 14.2*	*AOI 14.2*	*AOI 14.2*	*AOI 14.3*	*AOI 14.3*	*AOI 14.3*
Sample Location		*BH40-13*	*BH41-13*	*BH41-13*	*BH39-13*	*BH32-11*	*BH32-11*	*BH31-11*
Sample Identification		*S-021513-SM-111*	*S-021513-SM-107*	*S-021513-SM-108*	*S-021513-SM-115*	*S-017324-120111-TP-177*	*S-017324-120111-TP-178*	*S-017324-120211-TP-195*
Sample Date		*2/15/2013*	*2/15/2013*	*2/15/2013*	*2/15/2013*	*12/1/2011*	*12/1/2011*	*12/2/2011*
Sample Depth		*(5-6) ft BGS*	*(5-6) ft BGS*	*(5-6) ft BGS*	*(6-8) ft BGS*	*(2-4) ft BGS*	*(5-10) ft BGS*	*(4-6) ft BGS*
Sample Type	*Units*			*Duplicate*				
Polychlorinated Biphenyls (PCBs)								
Aroclor-1016 (PCB-1016)	mg/kg	-	-	-	-	0.039 U	0.042 U	0.038 U
Aroclor-1221 (PCB-1221)	mg/kg	-	-	-	-	0.039 U	0.042 U	0.038 U
Aroclor-1232 (PCB-1232)	mg/kg	-	-	-	-	0.039 U	0.042 U	0.038 U
Aroclor-1242 (PCB-1242)	mg/kg	-	-	-	-	0.039 U	0.046	0.038 U
Aroclor-1248 (PCB-1248)	mg/kg	-	-	-	-	0.039 U	0.042 U	0.038 U
Aroclor-1254 (PCB-1254)	mg/kg	-	-	-	-	0.039 U	0.042 U	0.038 U
Aroclor-1260 (PCB-1260)	mg/kg	-	-	-	-	0.039 U	0.042 U	0.038 U
Total PCBs	mg/kg	-	-	-	-	ND	0.046	ND
Total Petroleum Hydrocarbons (TPH)								
Total Petroleum Hydrocarbons - Diesel	mg/kg	-	-	-	-	-	-	-
Total Petroleum Hydrocarbons - Gas	mg/kg	-	-	-	-	-	-	-
Total Petroleum Hydrocarbons - Oil	mg/kg	-	-	-	-	-	-	-
Total Petroleum Hydrocarbons	mg/kg	-	-	-	-	-	-	-
Total Petroleum Hydrocarbons - Purgeable (GRO)	mg/kg	-	-	-	-	-	-	-
Total Petroleum Hydrocarbons (C10-C20)	mg/kg	-	-	-	-	-	-	-
Total Petroleum Hydrocarbons (C20-C34)	mg/kg	-	-	-	-	-	-	-
Total Petroleum Hydrocarbons (C6-C10) GRO	mg/kg	-	-	-	-	-	-	-
Metals								
Aluminum	mg/kg	-	-	-	-	4800	6700	5300
Antimony	mg/kg	-	-	-	-	1.0	0.89 J	0.88 U
Arsenic	mg/kg	-	-	-	-	3.9	4.7	4.7
Barium	mg/kg	-	-	-	-	46	62	55
Beryllium	mg/kg	-	-	-	-	1.5	0.30 J	0.29 J
Cadmium	mg/kg	-	-	-	-	0.91	0.32	0.096 J
Calcium	mg/kg	-	-	-	-	61000	3000	40000
Chromium	mg/kg	-	-	-	-	8.5	10	5.4
Chromium VI (hexavalent)	mg/kg	-	-	-	-	-	-	-
Cobalt	mg/kg	-	-	-	-	**10**[a]	**13**[a]	2.7 J
Copper	mg/kg	-	-	-	-	63	13	7.1
Iron	mg/kg	-	-	-	-	**9600**[a]	**12000**[a]	**6600**[a]
Lead	mg/kg	140	14	17	**2500**[abc]	21	35	3.9
Magnesium	mg/kg	-	-	-	-	18000	2100	34000
Manganese	mg/kg	-	-	-	-	240	180	**730**[a]
Mercury	mg/kg	-	-	-	-	0.030 J	0.039 J	0.072 U
Nickel	mg/kg	-	-	-	-	17	13	6.2
Potassium	mg/kg	-	-	-	-	640	600 J	700
Selenium	mg/kg	-	-	-	-	0.88	1.1	0.44 U
Silver	mg/kg	-	-	-	-	0.52 U	0.62 U	0.44 U
Sodium	mg/kg	-	-	-	-	85 J	620 U	240 J
Thallium	mg/kg	-	-	-	-	0.87 J	1.2 U	1.1
Vanadium	mg/kg	-	-	-	-	15	19	8.4
Zinc	mg/kg	-	-	-	-	81	54	24

APPENDIX G.1

SOIL QUALITY DATA
RFI REPORT
FORMER MANUAL TRANSMISSIONS OF MUNCIE FACILITY
MUNCIE, INDIANA

AOI		***AOI 14.2***	***AOI 14.2***	***AOI 14.2***	***AOI 14.2***	***AOI 14.3***	***AOI 14.3***	***AOI 14.3***
Sample Location		***BH40-13***	***BH41-13***	***BH41-13***	***BH39-13***	***BH32-11***	***BH32-11***	***BH31-11***
Sample Identification		***S-021513-SM-111***	***S-021513-SM-107***	***S-021513-SM-108***	***S-021513-SM-115***	***S-017324-120111-TP-177***	***S-017324-120111-TP-178***	***S-017324-120211-TP-195***
Sample Date		***2/15/2013***	***2/15/2013***	***2/15/2013***	***2/15/2013***	***12/1/2011***	***12/1/2011***	***12/2/2011***
Sample Depth		***(5-6) ft BGS***	***(5-6) ft BGS***	***(5-6) ft BGS***	***(6-8) ft BGS***	***(2-4) ft BGS***	***(5-10) ft BGS***	***(4-6) ft BGS***
Sample Type	***Units***			***Duplicate***				
General Chemistry								
Carbonate (as CaCO3)	mg/kg	-	-	-	-	-	-	-
Chloride	mg/kg	-	-	-	-	-	-	-
Chloride	s.u.	-	-	-	-	-	-	-
Cyanide (total)	mg/kg	-	-	-	-	-	-	-
N-Hexane extractable material	mg/kg	-	-	-	-	-	-	-
Percent moisture	%	-	-	-	-	-	-	-
pH	s.u.	-	-	-	-	-	-	-
Saturated aliphatic hydrocarbons	mg/kg	-	-	-	-	-	-	-
Sulfate	mg/kg	-	-	-	-	-	-	-
Total solids	%	-	-	-	-	-	-	-

Notes

mg/kg - Milligrams per kilogram
"-" - No value
U - Not detected at the associated reporting limit
J - Estimated concentration
UJ - Not detected; associated reporting limit is estimated
R - Rejected
s.u. - Standard units
nc - No criteria
ND - Non Detect (calculation)
BOLD[abc] Concentration exceeds associated screening level
IDEM Appendix A: Screening Levels Remedation Closure Guide - March 25, 2014
a - Exceeds IDEM residential migration to ground water screening levels
b - Exceeds IDEM commercial/industrial direct contact screening levels
c - Exceeds IDEM excavation direct contact screening levels

APPENDIX G.1

SOIL QUALITY DATA
RFI REPORT
FORMER MANUAL TRANSMISSIONS OF MUNCIE FACILITY
MUNCIE, INDIANA

AOI		*AOI 14.3*	*AOI 14.3*	*AOI 14.4*	*AOI 15*	*AOI 15*	*AOI 15*	*AOI 15*	*AOI 15*
Sample Location		*BH31-11*	*BH31-11*	*SB-15(CRA)*	*SB-16*	*SB-17*	*SB-16*	*SB-17*	*SB-16*
Sample Identification		*S-017324-120211-TP-196*	*S-017324-120211-TP-197*	*S-022102-19703-ME-005*	*SB-16*	*SB-17*	*SB-16*	*SB-17*	*SB-16*
Sample Date		*12/2/2011*	*12/2/2011*	*2/21/2002*	*10/24/1988*	*10/24/1988*	*10/24/1988*	*10/24/1988*	*10/24/1988*
Sample Depth		*(10-12) ft BGS*	*(10-12) ft BGS*	*(4.5-6) ft BGS*	*(0-5) ft BGS*	*(0-5) ft BGS*	*(5-10) ft BGS*	*(5-10) ft BGS*	*(10-15) ft BGS*
Sample Type	*Units*		*Duplicate*						
Volatile Organic Compounds (VOCs)									
Acetone	mg/kg	0.0085 U	0.008 U	0.074	-	-	-	-	-
Benzene	mg/kg	0.0021 U	0.002 U	0.0011 U	-	-	-	-	-
Benzyl alcohol	mg/kg	-	-	-	-	-	-	-	-
Bromodichloromethane	mg/kg	0.0021 U	0.002 U	0.0023 U	-	-	-	-	-
Bromoform	mg/kg	0.0021 U	0.002 U	0.0023 U	-	-	-	-	-
Bromomethane (Methyl bromide)	mg/kg	0.0021 U	0.002 U	0.0057 U	-	-	-	-	-
2-Butanone (Methyl ethyl ketone) (MEK)	mg/kg	0.00069 J	0.008 U	0.017 U	-	-	-	-	-
Carbon disulfide	mg/kg	0.00043 J	0.0004 J	0.0057 U	-	-	-	-	-
Carbon tetrachloride	mg/kg	0.0021 U	0.002 U	0.0011 U	-	-	-	-	-
4-Chloroaniline	mg/kg	-	-	-	-	-	-	-	-
Chlorobenzene	mg/kg	0.0021 U	0.002 U	0.0011 U	-	-	-	-	-
Chloroethane	mg/kg	0.0021 U	0.002 U	0.0057 U	-	-	-	-	-
2-Chloroethyl vinyl ether	mg/kg	-	-	-	-	-	-	-	-
Chloroform (Trichloromethane)	mg/kg	0.0021 U	0.002 U	0.0011 U	-	-	-	-	-
Chloromethane (Methyl chloride)	mg/kg	0.0021 U	0.002 U	0.0057 U	-	-	-	-	-
Cyclohexane	mg/kg	0.0043 U	0.004 U	0.027 U	-	-	-	-	-
Dibenzofuran	mg/kg	-	-	-	-	-	-	-	-
1,2-Dibromo-3-chloropropane (DBCP)	mg/kg	0.0043 U	0.004 U	0.0057 U	-	-	-	-	-
Dibromochloromethane	mg/kg	0.0021 U	0.002 U	0.0011 U	-	-	-	-	-
1,2-Dibromoethane (Ethylene dibromide)	mg/kg	0.0021 U	0.002 U	0.0057 U	-	-	-	-	-
1,2-Dichlorobenzene	mg/kg	0.0021 U	0.002 U	0.0023 U	-	-	-	-	-
1,3-Dichlorobenzene	mg/kg	0.0021 U	0.002 U	0.0023 U	-	-	-	-	-
1,4-Dichlorobenzene	mg/kg	0.0021 U	0.002 U	0.0023 U	-	-	-	-	-
Dichlorodifluoromethane (CFC-12)	mg/kg	0.0021 U	0.002 U	0.0023 U	-	-	-	-	-
Dichloroethane	mg/kg	-	-	-	-	-	-	-	-
1,1-Dichloroethane	mg/kg	0.0021 U	0.002 U	0.0011 U	-	-	-	-	-
1,2-Dichloroethane	mg/kg	0.00018 J	0.002 U	0.0011 U	-	-	-	-	-
Dichloroethene	mg/kg	-	-	-	-	-	-	-	-
1,2-Dichloroethene (total)	mg/kg	-	-	-	-	-	-	-	-
1,1-Dichloroethene	mg/kg	0.0021 U	0.002 U	0.0011 U	-	-	-	-	-
cis-1,2-Dichloroethene	mg/kg	0.0021 U	0.002 U	0.0011 U	-	-	-	-	-
trans-1,2-Dichloroethene	mg/kg	0.0021 U	0.002 U	0.0011 U	-	-	-	-	-
1,2-Dichloropropane	mg/kg	0.0021 U	0.002 U	0.0011 U	-	-	-	-	-
cis-1,3-Dichloropropene	mg/kg	0.0021 U	0.002 U	0.0011 U	-	-	-	-	-
trans-1,3-Dichloropropene	mg/kg	0.0021 U	0.002 U	0.0011 U	-	-	-	-	-
Ethylbenzene	mg/kg	0.0021 U	0.002 U	0.0011 U	-	-	-	-	-
2-Hexanone	mg/kg	0.0085 U	0.008 U	0.057 U	-	-	-	-	-
Isopropyl benzene	mg/kg	0.0021 U	0.002 U	0.0057 U	-	-	-	-	-
Methyl acetate	mg/kg	0.0043 U	0.004 U	0.027 U	-	-	-	-	-
Methyl cyclohexane	mg/kg	0.0043 U	0.004 U	0.011 U	-	-	-	-	-
Methyl tert butyl ether (MTBE)	mg/kg	0.0085 U	0.008 U	0.0057 U	-	-	-	-	-
4-Methyl-2-pentanone (MIBK)	mg/kg	0.0085 U	0.008 U	0.057 U	-	-	-	-	-
Methylene chloride	mg/kg	0.0021 U	0.002 U	0.0057 U	-	-	-	-	-
Styrene	mg/kg	0.0021 U	0.002 U	0.0011 U	-	-	-	-	-
1,1,2,2-Tetrachloroethane	mg/kg	0.0021 U	0.002 U	0.0023 U	-	-	-	-	-
Tetrachloroethene	mg/kg	0.0021 U	0.002 U	0.0011 U	-	-	-	-	-

APPENDIX G.1

SOIL QUALITY DATA
RFI REPORT
FORMER MANUAL TRANSMISSIONS OF MUNCIE FACILITY
MUNCIE, INDIANA

AOI		*AOI 14.3*	*AOI 14.3*	*AOI 14.4*	*AOI 15*	*AOI 15*	*AOI 15*	*AOI 15*	*AOI 15*
Sample Location		*BH31-11*	*BH31-11*	*SB-15(CRA)*	*SB-16*	*SB-17*	*SB-16*	*SB-17*	*SB-16*
Sample Identification		*S-017324-120211-TP-196*	*S-017324-120211-TP-197*	*S-022102-19703-ME-005*	*SB-16*	*SB-17*	*SB-16*	*SB-17*	*SB-16*
Sample Date		*12/2/2011*	*12/2/2011*	*2/21/2002*	*10/24/1988*	*10/24/1988*	*10/24/1988*	*10/24/1988*	*10/24/1988*
Sample Depth		*(10-12) ft BGS*	*(10-12) ft BGS*	*(4.5-6) ft BGS*	*(0-5) ft BGS*	*(0-5) ft BGS*	*(5-10) ft BGS*	*(5-10) ft BGS*	*(10-15) ft BGS*
Sample Type	*Units*		*Duplicate*						
VOCs (Continued)									
Toluene	mg/kg	0.00032 J	0.00023 J	0.0023 U	-	-	-	-	-
1,2,4-Trichlorobenzene	mg/kg	0.0021 U	0.002 U	0.0057 U	-	-	-	-	-
Trichloroethane	mg/kg	-	-	-	-	-	-	-	-
1,1,1-Trichloroethane	mg/kg	0.0021 U	0.002 U	0.0011 U	-	-	-	-	-
1,1,2-Trichloroethane	mg/kg	0.0021 U	0.002 U	0.0011 U	-	-	-	-	-
Trichloroethene	mg/kg	0.0021 U	0.002 U	0.0011 U	-	-	-	-	-
Trichlorofluoromethane (CFC-11)	mg/kg	0.0021 U	0.002 U	0.0023 U	-	-	-	-	-
Trifluorotrichloroethane (Freon 113)	mg/kg	0.0021 U	0.002 U	0.0057 U	-	-	-	-	-
Vinyl acetate	mg/kg	-	-	-	-	-	-	-	-
Vinyl chloride	mg/kg	0.0021 U	0.002 U	0.0023 U	-	-	-	-	-
Xylenes (total)	mg/kg	0.0043 U	0.004 U	0.0034 U	-	-	-	-	-
Semi-Volatile Organic Compounds (SVOCs)									
Acenaphthene	mg/kg	0.013	0.0076 U	0.37 U	0.4 U	0.4 U	0.4 U	0.4 U	0.4 U
Acenaphthylene	mg/kg	0.0076 U	0.0076 U	0.37 U	0.4 U	0.4 U	0.4 U	0.4 U	0.4 U
Acetophenone	mg/kg	0.11 U	0.11 U	-	-	-	-	-	-
Anthracene	mg/kg	0.029	0.022	0.37 U	0.4 U	0.4 U	0.4 U	0.4 U	0.4 U
Atrazine	mg/kg	0.23 U	0.23 U	-	-	-	-	-	-
Benzaldehyde	mg/kg	0.11 U	0.11 U	-	-	-	-	-	-
Benzo(a)anthracene	mg/kg	0.054	0.041	0.37 U	0.4 U	0.4 U	0.4 U	0.4 U	0.4 U
Benzo(a)pyrene	mg/kg	0.029	0.026	0.37 U	0.4 U	0.4 U	0.4 U	0.4 U	0.4 U
Benzo(b)fluoranthene	mg/kg	0.031	0.024	0.37 U	0.4 U	0.4 U	0.4 U	0.4 U	0.4 U
Benzo(g,h,i)perylene	mg/kg	0.026	0.02	0.37 U	0.4 U	0.4 U	0.4 U	0.4 U	0.4 U
Benzo(k)fluoranthene	mg/kg	0.01	0.0085	0.37 U	0.4 U	0.4 U	0.4 U	0.4 U	0.4 U
Benzoic acid	mg/kg	-	-	-	2 U	2 U	2 U	2 U	2 U
Biphenyl (1,1-Biphenyl)	mg/kg	0.057 U	0.057 U	-	-	-	-	-	-
4-Bromophenyl phenyl ether	mg/kg	0.057 U	0.057 U	-	0.4 U	0.4 U	0.4 U	0.4 U	0.4 U
Butyl benzylphthalate (BBP)	mg/kg	0.017 J	0.057 U	-	0.4 U	0.4 U	0.4 U	0.4 U	0.4 U
Caprolactam	mg/kg	0.38 U	0.37 U	-	-	-	-	-	-
Carbazole	mg/kg	0.057 U	0.057 U	-	-	-	-	-	-
4-Chloro-3-methylphenol	mg/kg	0.17 U	0.17 U	-	0.4 U	0.4 U	0.4 U	0.4 U	0.4 U
4-Chloroaniline	mg/kg	0.17 U	0.17 U	-	-	-	-	-	-
bis(2-Chloroethoxy)methane	mg/kg	0.11 U	0.11 U	-	0.4 U	0.4 U	0.4 U	0.4 U	0.4 U
bis(2-Chloroethyl)ether	mg/kg	0.11 U	0.11 U	-	0.4 U	0.4 U	0.4 U	0.4 U	0.4 U
2-Chloronaphthalene	mg/kg	0.057 U	0.057 U	-	0.4 U	0.4 U	0.4 U	0.4 U	0.4 U
2-Chlorophenol	mg/kg	0.057 U	0.057 U	-	0.4 U	0.4 U	0.4 U	0.4 U	0.4 U
4-Chlorophenyl phenyl ether	mg/kg	0.057 U	0.057 U	-	0.4 U	0.4 U	0.4 U	0.4 U	0.4 U
Chrysene	mg/kg	0.071	0.057	0.37 U	0.4 U	0.4 U	0.4 U	0.4 U	0.4 U
Dibenz(a,h)anthracene	mg/kg	0.0076 U	0.0076 U	0.37 U	0.4 U	0.4 U	0.4 U	0.4 U	0.4 U
Dibenzofuran	mg/kg	0.057 U	0.057 U	-	-	-	-	-	-
1,2-Dichlorobenzene	mg/kg	-	-	-	-	-	-	-	-
1,3-Dichlorobenzene	mg/kg	-	-	-	-	-	-	-	-
1,4-Dichlorobenzene	mg/kg	-	-	-	-	-	-	-	-
3,3'-Dichlorobenzidine	mg/kg	0.11 UJ	0.11 UJ	-	0.7 U	0.7 U	0.7 U	0.7 U	0.7 U
2,4-Dichlorophenol	mg/kg	0.17 U	0.17 U	-	0.4 U	0.4 U	0.4 U	0.4 U	0.4 U

APPENDIX G.1

SOIL QUALITY DATA
RFI REPORT
FORMER MANUAL TRANSMISSIONS OF MUNCIE FACILITY
MUNCIE, INDIANA

AOI		*AOI 14.3*	*AOI 14.3*	*AOI 14.4*	*AOI 15*	*AOI 15*	*AOI 15*	*AOI 15*	*AOI 15*
Sample Location		*BH31-11*	*BH31-11*	*SB-15(CRA)*	*SB-16*	*SB-17*	*SB-16*	*SB-17*	*SB-16*
Sample Identification		*S-017324-120211-TP-196*	*S-017324-120211-TP-197*	*S-022102-19703-ME-005*	*SB-16*	*SB-17*	*SB-16*	*SB-17*	*SB-16*
Sample Date		*12/2/2011*	*12/2/2011*	*2/21/2002*	*10/24/1988*	*10/24/1988*	*10/24/1988*	*10/24/1988*	*10/24/1988*
Sample Depth		*(10-12) ft BGS*	*(10-12) ft BGS*	*(4.5-6) ft BGS*	*(0-5) ft BGS*	*(0-5) ft BGS*	*(5-10) ft BGS*	*(5-10) ft BGS*	*(10-15) ft BGS*
Sample Type	*Units*		*Duplicate*						
SVOCs (Continued)									
Diethyl phthalate	mg/kg	0.057 U	0.057 U	-	0.4 U	0.4 U	0.4 U	0.4 U	0.4 U
Dimethyl phthalate	mg/kg	0.057 U	0.057 U	-	0.4 U	0.4 U	0.4 U	0.4 U	0.4 U
2,4-Dimethylphenol	mg/kg	0.17 U	0.17 U	-	0.4 U	0.4 U	0.4 U	0.4 U	0.4 U
Di-n-butylphthalate (DBP)	mg/kg	0.057 U	0.057 U	-	0.4 U	0.4 U	0.4 U	0.4 U	0.4 U
4,6-Dinitro-2-methylphenol	mg/kg	0.17 U	0.17 U	-	2 U	2 U	2 U	2 U	2 U
2,4-Dinitrophenol	mg/kg	0.38 U	0.37 U	-	2 U	2 U	2 U	2 U	2 U
2,4-Dinitrotoluene	mg/kg	0.23 U	0.23 U	-	0.4 U	0.4 U	0.4 U	0.4 U	0.4 U
2,6-Dinitrotoluene	mg/kg	0.23 U	0.23 U	-	0.4 U	0.4 U	0.4 U	0.4 U	0.4 U
Di-n-octyl phthalate (DnOP)	mg/kg	0.057 U	0.057 U	-	0.4 U	0.4 U	0.4 U	0.4 U	0.4 U
bis(2-Ethylhexyl)phthalate (DEHP)	mg/kg	0.024 J	0.057 U	-	0.4 U	0.4 U	0.4 U	0.4 U	0.4 U
Fluoranthene	mg/kg	0.065	0.052	0.47	0.4 U	0.4 U	0.4 U	0.4 U	0.4 U
Fluorene	mg/kg	0.012	0.0092	0.37 U	0.4 U	0.4 U	0.4 U	0.4 U	0.4 U
Hexachlorobenzene	mg/kg	0.0076 U	0.0076 U	-	0.4 U	0.4 U	0.4 U	0.4 U	0.4 U
Hexachlorobutadiene	mg/kg	0.057 U	0.057 U	-	0.4 U	0.4 U	0.4 U	0.4 U	0.4 U
Hexachlorocyclopentadiene	mg/kg	0.38 U	0.37 U	-	0.4 U	0.4 U	0.4 U	0.4 U	0.4 U
Hexachloroethane	mg/kg	0.057 U	0.057 U	-	0.4 U	0.4 U	0.4 U	0.4 U	0.4 U
Indeno(1,2,3-cd)pyrene	mg/kg	0.013	0.0095	0.37 U	0.4 U	0.4 U	0.4 U	0.4 U	0.4 U
Isophorone	mg/kg	0.057 U	0.057 U	-	0.4 U	0.4 U	0.4 U	0.4 U	0.4 U
2-Methylnaphthalene	mg/kg	0.0076 U	0.0047 J	0.37 U	0.4 U	0.4 U	0.4 U	0.4 U	0.4 U
2-Methylphenol	mg/kg	0.23 U	0.23 U	-	0.4 U	0.4 U	0.4 U	0.4 U	0.4 U
3&4-Methylphenol	mg/kg	0.46 U	0.45 U	-	-	-	-	-	-
4-Methylphenol	mg/kg	-	-	-	0.4 U	0.4 U	0.4 U	0.4 U	0.4 U
Naphthalene	mg/kg	0.0076 U	0.0076 U	0.37 U	0.4 U	0.4 U	0.4 U	0.4 U	0.4 U
2-Nitroaniline	mg/kg	0.23 U	0.23 U	-	0.4 U	0.4 U	0.4 U	0.4 U	0.4 U
3-Nitroaniline	mg/kg	0.23 U	0.23 U	-	0.4 U	0.4 U	0.4 U	0.4 U	0.4 U
4-Nitroaniline	mg/kg	0.23 U	0.23 U	-	0.4 U	0.4 U	0.4 U	0.4 U	0.4 U
Nitrobenzene	mg/kg	0.11 U	0.11 U	-	0.4 U	0.4 U	0.4 U	0.4 U	0.4 U
2-Nitrophenol	mg/kg	0.057 U	0.057 U	-	0.4 U	0.4 U	0.4 U	0.4 U	0.4 U
4-Nitrophenol	mg/kg	0.38 U	0.37 U	-	2 U	2 U	2 U	2 U	2 U
N-Nitrosodi-n-propylamine	mg/kg	0.057 U	0.057 U	-	0.4 U	0.4 U	0.4 U	0.4 U	0.4 U
N-Nitrosodiphenylamine	mg/kg	0.057 U	0.057 U	-	0.4 U	0.4 U	0.4 U	0.4 U	0.4 U
N-Nitrosodimethylamine	mg/kg	-	-	-	0.4 U	0.4 U	0.4 U	0.4 U	0.4 U
2,2'-Oxybis(1-chloropropane)	mg/kg	0.11 U	0.11 U	-	0.4 U	0.4 U	0.4 U	0.4 U	0.4 U
Pentachlorophenol	mg/kg	0.17 U	0.17 U	-	2 U	2 U	2 U	2 U	2 U
Phenanthrene	mg/kg	0.13	0.1	0.37 U	0.4 U	0.4 U	0.4 U	0.4 U	0.4 U
Phenol	mg/kg	0.057 U	0.057 U	-	0.4 U	0.4 U	0.4 U	0.4 U	0.4 U
Pyrene	mg/kg	0.11	0.084	0.37 U	0.4 U	0.4 U	0.4 U	0.4 U	0.4 U
1,2,4-Trichlorobenzene	mg/kg	-	-	-	-	-	-	-	-
2,4,5-Trichlorophenol	mg/kg	0.17 U	0.17 U	-	2 U	2 U	2 U	2 U	2 U
2,4,6-Trichlorophenol	mg/kg	0.17 U	0.17 U	-	0.4 U	0.4 U	0.4 U	0.4 U	0.4 U

APPENDIX G.1

SOIL QUALITY DATA
RFI REPORT
FORMER MANUAL TRANSMISSIONS OF MUNCIE FACILITY
MUNCIE, INDIANA

AOI		*AOI 14.3*	*AOI 14.3*	*AOI 14.4*	*AOI 15*	*AOI 15*	*AOI 15*	*AOI 15*	*AOI 15*
Sample Location		*BH31-11*	*BH31-11*	*SB-15(CRA)*	*SB-16*	*SB-17*	*SB-16*	*SB-17*	*SB-16*
Sample Identification		*S-017324-120211-TP-196*	*S-017324-120211-TP-197*	*S-022102-19703-ME-005*	*SB-16*	*SB-17*	*SB-16*	*SB-17*	*SB-16*
Sample Date		*12/2/2011*	*12/2/2011*	*2/21/2002*	*10/24/1988*	*10/24/1988*	*10/24/1988*	*10/24/1988*	*10/24/1988*
Sample Depth		*(10-12) ft BGS*	*(10-12) ft BGS*	*(4.5-6) ft BGS*	*(0-5) ft BGS*	*(0-5) ft BGS*	*(5-10) ft BGS*	*(5-10) ft BGS*	*(10-15) ft BGS*
Sample Type	*Units*		*Duplicate*						
Polychlorinated Biphenyls (PCBs)									
Aroclor-1016 (PCB-1016)	mg/kg	0.037 U	0.037 U	0.37 U	-	-	-	-	-
Aroclor-1221 (PCB-1221)	mg/kg	0.037 U	0.037 U	0.37 U	-	-	-	-	-
Aroclor-1232 (PCB-1232)	mg/kg	0.037 U	0.037 U	0.37 U	-	-	-	-	-
Aroclor-1242 (PCB-1242)	mg/kg	0.037 U	0.037 U	0.37 U	-	-	-	-	-
Aroclor-1248 (PCB-1248)	mg/kg	0.037 U	0.037 U	0.37 U	7 U	7 U	7 U	7 U	7 U
Aroclor-1254 (PCB-1254)	mg/kg	0.037 U	0.037 U	0.37 U	-	-	-	-	-
Aroclor-1260 (PCB-1260)	mg/kg	0.037 U	0.037 U	0.37 U	-	-	-	-	-
Total PCBs	mg/kg	ND	ND	0.37 U	7 U	7 U	7 U	7 U	7 U
Total Petroleum Hydrocarbons (TPH)									
Total Petroleum Hydrocarbons - Diesel	mg/kg	-	-	-	-	-	-	-	-
Total Petroleum Hydrocarbons - Gas	mg/kg	-	-	-	-	-	-	-	-
Total Petroleum Hydrocarbons - Oil	mg/kg	-	-	-	-	-	-	-	-
Total Petroleum Hydrocarbons	mg/kg	-	-	-	-	-	-	-	-
Total Petroleum Hydrocarbons - Purgeable (GRO)	mg/kg	-	-	-	-	-	-	-	-
Total Petroleum Hydrocarbons (C10-C20)	mg/kg	-	-	-	-	-	-	-	-
Total Petroleum Hydrocarbons (C20-C34)	mg/kg	-	-	-	-	-	-	-	-
Total Petroleum Hydrocarbons (C6-C10) GRO	mg/kg	-	-	-	-	-	-	-	-
Metals									
Aluminum	mg/kg	5900	6100	-	-	-	-	-	-
Antimony	mg/kg	0.41 J	0.68 J	-	-	-	-	-	-
Arsenic	mg/kg	3.2	3.3	2.52	-	-	-	-	-
Barium	mg/kg	49	50	85.2	-	-	-	-	-
Beryllium	mg/kg	0.22 J	0.24 J	-	-	-	-	-	-
Cadmium	mg/kg	0.14 J	0.14 J	0.0889	-	-	-	-	-
Calcium	mg/kg	34000	41000	-	-	-	-	-	-
Chromium	mg/kg	9.5	9.9	13.4	-	-	-	-	-
Chromium VI (hexavalent)	mg/kg	-	-	-	-	-	-	-	-
Cobalt	mg/kg	**5.5**[a]	**5.8**[a]	-	-	-	-	-	-
Copper	mg/kg	13	13	-	-	-	-	-	-
Iron	mg/kg	**11000**[a]	**12000**[a]	-	-	-	-	-	-
Lead	mg/kg	6.5	7.1	12.4	-	-	-	-	-
Magnesium	mg/kg	44000	39000	-	-	-	-	-	-
Manganese	mg/kg	260	260	-	-	-	-	-	-
Mercury	mg/kg	0.019 J	0.019 J	0.113 U	-	-	-	-	-
Nickel	mg/kg	14	15	-	-	-	-	-	-
Potassium	mg/kg	1500	1500	-	-	-	-	-	-
Selenium	mg/kg	0.38 U	0.44 U	0.225 U	-	-	-	-	-
Silver	mg/kg	0.38 U	0.44 U	0.0563 U	-	-	-	-	-
Sodium	mg/kg	160 J	140 J	-	-	-	-	-	-
Thallium	mg/kg	0.65 J	0.53 J	-	-	-	-	-	-
Vanadium	mg/kg	13	14	-	-	-	-	-	-
Zinc	mg/kg	36	34	-	-	-	-	-	-

APPENDIX G.1

SOIL QUALITY DATA
RFI REPORT
FORMER MANUAL TRANSMISSIONS OF MUNCIE FACILITY
MUNCIE, INDIANA

AOI		***AOI 14.3***	***AOI 14.3***	***AOI 14.4***	***AOI 15***	***AOI 15***	***AOI 15***	***AOI 15***	***AOI 15***
Sample Location		***BH31-11***	***BH31-11***	***SB-15(CRA)***	***SB-16***	***SB-17***	***SB-16***	***SB-17***	***SB-16***
Sample Identification		***S-017324-120211-TP-196***	***S-017324-120211-TP-197***	***S-022102-19703-ME-005***	***SB-16***	***SB-17***	***SB-16***	***SB-17***	***SB-16***
Sample Date		***12/2/2011***	***12/2/2011***	***2/21/2002***	***10/24/1988***	***10/24/1988***	***10/24/1988***	***10/24/1988***	***10/24/1988***
Sample Depth		***(10-12) ft BGS***	***(10-12) ft BGS***	***(4.5-6) ft BGS***	***(0-5) ft BGS***	***(0-5) ft BGS***	***(5-10) ft BGS***	***(5-10) ft BGS***	***(10-15) ft BGS***
Sample Type	***Units***		***Duplicate***						
General Chemistry									
Carbonate (as CaCO3)	mg/kg	-	-	-	-	-	-	-	-
Chloride	mg/kg	-	-	-	-	-	-	-	-
Chloride	s.u.	-	-	-	-	-	-	-	-
Cyanide (total)	mg/kg	-	-	-	-	-	-	-	-
N-Hexane extractable material	mg/kg	-	-	-	-	-	-	-	-
Percent moisture	%	-	-	11.2	-	-	-	-	-
pH	s.u.	-	-	-	-	-	-	-	-
Saturated aliphatic hydrocarbons	mg/kg	-	-	-	-	-	-	-	-
Sulfate	mg/kg	-	-	-	-	-	-	-	-
Total solids	%	-	-	-	-	-	-	-	-

Notes
mg/kg - Milligrams per kilogram
"-" - No value
U - Not detected at the associated reporting limit
J - Estimated concentration
UJ - Not detected; associated reporting limit is estimated
R - Rejected
s.u. - Standard units
nc - No criteria
ND - Non Detect (calculation)
BOLD[abc] Concentration exceeds associated screening level
IDEM Appendix A: Screening Levels Remedation Closure Guide - March 25, 2014
a - Exceeds IDEM residential migration to ground water screening levels
b - Exceeds IDEM commercial/industrial direct contact screening levels
c - Exceeds IDEM excavation direct contact screening levels

APPENDIX G.1

SOIL QUALITY DATA
RFI REPORT
FORMER MANUAL TRANSMISSIONS OF MUNCIE FACILITY
MUNCIE, INDIANA

AOI		*AOI 15*	*AOI 15*	*AOI 15*	*AOI 16*	*AOI 16*	*AOI 16*	*AOI 16*	*AOI 16*	*AOI 16*
Sample Location		*SB-17*	*SB-16*	*SB-17*	*B-2*	*B-5*	*B-6*	*B-2*	*B-5*	*B-2*
Sample Identification		*SB-17*	*SB-16*	*SB-17*	*2-0-1-SS*	*5-0-1-SS*	*6-1-2-SS*	*2-1-2-SS*	*5-1-2-SS*	*2-2-4-SS*
Sample Date		*10/24/1988*	*10/24/1988*	*10/24/1988*	*6/1/1978*	*6/1/1978*	*6/1/1978*	*6/1/1978*	*6/1/1978*	*6/1/1978*
Sample Depth		*(10-15) ft BGS*	*(15-20) ft BGS*	*(15-20) ft BGS*	*(0-0.08) ft BGS*	*(0-0.08) ft BGS*	*(0-0.08) ft BGS*	*(0.08-0.16) ft BGS*	*(0.08-0.16) ft BGS*	*(0.16-0.33) ft BGS*
Sample Type	*Units*									
Volatile Organic Compounds (VOCs)										
Acetone	mg/kg	-	-	-	-	-	-	-	-	-
Benzene	mg/kg	-	-	-	-	-	-	-	-	-
Benzyl alcohol	mg/kg	-	-	-	-	-	-	-	-	-
Bromodichloromethane	mg/kg	-	-	-	-	-	-	-	-	-
Bromoform	mg/kg	-	-	-	-	-	-	-	-	-
Bromomethane (Methyl bromide)	mg/kg	-	-	-	-	-	-	-	-	-
2-Butanone (Methyl ethyl ketone) (MEK)	mg/kg	-	-	-	-	-	-	-	-	-
Carbon disulfide	mg/kg	-	-	-	-	-	-	-	-	-
Carbon tetrachloride	mg/kg	-	-	-	-	-	-	-	-	-
4-Chloroaniline	mg/kg	-	-	-	-	-	-	-	-	-
Chlorobenzene	mg/kg	-	-	-	-	-	-	-	-	-
Chloroethane	mg/kg	-	-	-	-	-	-	-	-	-
2-Chloroethyl vinyl ether	mg/kg	-	-	-	-	-	-	-	-	-
Chloroform (Trichloromethane)	mg/kg	-	-	-	-	-	-	-	-	-
Chloromethane (Methyl chloride)	mg/kg	-	-	-	-	-	-	-	-	-
Cyclohexane	mg/kg	-	-	-	-	-	-	-	-	-
Dibenzofuran	mg/kg	-	-	-	-	-	-	-	-	-
1,2-Dibromo-3-chloropropane (DBCP)	mg/kg	-	-	-	-	-	-	-	-	-
Dibromochloromethane	mg/kg	-	-	-	-	-	-	-	-	-
1,2-Dibromoethane (Ethylene dibromide)	mg/kg	-	-	-	-	-	-	-	-	-
1,2-Dichlorobenzene	mg/kg	-	-	-	-	-	-	-	-	-
1,3-Dichlorobenzene	mg/kg	-	-	-	-	-	-	-	-	-
1,4-Dichlorobenzene	mg/kg	-	-	-	-	-	-	-	-	-
Dichlorodifluoromethane (CFC-12)	mg/kg	-	-	-	-	-	-	-	-	-
Dichloroethane	mg/kg	-	-	-	-	-	-	-	-	-
1,1-Dichloroethane	mg/kg	-	-	-	-	-	-	-	-	-
1,2-Dichloroethane	mg/kg	-	-	-	-	-	-	-	-	-
Dichloroethene	mg/kg	-	-	-	-	-	-	-	-	-
1,2-Dichloroethene (total)	mg/kg	-	-	-	-	-	-	-	-	-
1,1-Dichloroethene	mg/kg	-	-	-	-	-	-	-	-	-
cis-1,2-Dichloroethene	mg/kg	-	-	-	-	-	-	-	-	-
trans-1,2-Dichloroethene	mg/kg	-	-	-	-	-	-	-	-	-
1,2-Dichloropropane	mg/kg	-	-	-	-	-	-	-	-	-
cis-1,3-Dichloropropene	mg/kg	-	-	-	-	-	-	-	-	-
trans-1,3-Dichloropropene	mg/kg	-	-	-	-	-	-	-	-	-
Ethylbenzene	mg/kg	-	-	-	-	-	-	-	-	-
2-Hexanone	mg/kg	-	-	-	-	-	-	-	-	-
Isopropyl benzene	mg/kg	-	-	-	-	-	-	-	-	-
Methyl acetate	mg/kg	-	-	-	-	-	-	-	-	-
Methyl cyclohexane	mg/kg	-	-	-	-	-	-	-	-	-
Methyl tert butyl ether (MTBE)	mg/kg	-	-	-	-	-	-	-	-	-
4-Methyl-2-pentanone (MIBK)	mg/kg	-	-	-	-	-	-	-	-	-
Methylene chloride	mg/kg	-	-	-	-	-	-	-	-	-
Styrene	mg/kg	-	-	-	-	-	-	-	-	-
1,1,2,2-Tetrachloroethane	mg/kg	-	-	-	-	-	-	-	-	-
Tetrachloroethene	mg/kg	-	-	-	-	-	-	-	-	-

APPENDIX G.1

SOIL QUALITY DATA
RFI REPORT
FORMER MANUAL TRANSMISSIONS OF MUNCIE FACILITY
MUNCIE, INDIANA

AOI		*AOI 15*	*AOI 15*	*AOI 15*	*AOI 16*	*AOI 16*	*AOI 16*	*AOI 16*	*AOI 16*	*AOI 16*
Sample Location		*SB-17*	*SB-16*	*SB-17*	*B-2*	*B-5*	*B-6*	*B-2*	*B-5*	*B-2*
Sample Identification		*SB-17*	*SB-16*	*SB-17*	*2-0-1-SS*	*5-0-1-SS*	*6-1-2-SS*	*2-1-2-SS*	*5-1-2-SS*	*2-2-4-SS*
Sample Date		*10/24/1988*	*10/24/1988*	*10/24/1988*	*6/1/1978*	*6/1/1978*	*6/1/1978*	*6/1/1978*	*6/1/1978*	*6/1/1978*
Sample Depth		*(10-15) ft BGS*	*(15-20) ft BGS*	*(15-20) ft BGS*	*(0-0.08) ft BGS*	*(0-0.08) ft BGS*	*(0-0.08) ft BGS*	*(0.08-0.16) ft BGS*	*(0.08-0.16) ft BGS*	*(0.16-0.33) ft BGS*
Sample Type	*Units*									
VOCs (Continued)										
Toluene	mg/kg	-	-	-	-	-	-	-	-	-
1,2,4-Trichlorobenzene	mg/kg	-	-	-	-	-	-	-	-	-
Trichloroethane	mg/kg	-	-	-	-	-	-	-	-	-
1,1,1-Trichloroethane	mg/kg	-	-	-	-	-	-	-	-	-
1,1,2-Trichloroethane	mg/kg	-	-	-	-	-	-	-	-	-
Trichloroethene	mg/kg	-	-	-	-	-	-	-	-	-
Trichlorofluoromethane (CFC-11)	mg/kg	-	-	-	-	-	-	-	-	-
Trifluorotrichloroethane (Freon 113)	mg/kg	-	-	-	-	-	-	-	-	-
Vinyl acetate	mg/kg	-	-	-	-	-	-	-	-	-
Vinyl chloride	mg/kg	-	-	-	-	-	-	-	-	-
Xylenes (total)	mg/kg	-	-	-	-	-	-	-	-	-
Semi-Volatile Organic Compounds (SVOCs)										
Acenaphthene	mg/kg	0.4 U	0.4 U	0.4 U	-	-	-	-	-	-
Acenaphthylene	mg/kg	0.4 U	0.4 U	0.4 U	-	-	-	-	-	-
Acetophenone	mg/kg	-	-	-	-	-	-	-	-	-
Anthracene	mg/kg	0.4 U	0.4 U	0.4 U	-	-	-	-	-	-
Atrazine	mg/kg	-	-	-	-	-	-	-	-	-
Benzaldehyde	mg/kg	-	-	-	-	-	-	-	-	-
Benzo(a)anthracene	mg/kg	0.4 U	0.4 U	0.4 U	-	-	-	-	-	-
Benzo(a)pyrene	mg/kg	0.4 U	0.4 U	0.4 U	-	-	-	-	-	-
Benzo(b)fluoranthene	mg/kg	0.4 U	0.4 U	0.4 U	-	-	-	-	-	-
Benzo(g,h,i)perylene	mg/kg	0.4 U	0.4 U	0.4 U	-	-	-	-	-	-
Benzo(k)fluoranthene	mg/kg	0.4 U	0.4 U	0.4 U	-	-	-	-	-	-
Benzoic acid	mg/kg	2 U	2 U	2 U	-	-	-	-	-	-
Biphenyl (1,1-Biphenyl)	mg/kg	-	-	-	-	-	-	-	-	-
4-Bromophenyl phenyl ether	mg/kg	0.4 U	0.4 U	0.4 U	-	-	-	-	-	-
Butyl benzylphthalate (BBP)	mg/kg	0.4 U	0.4 U	0.4 U	-	-	-	-	-	-
Caprolactam	mg/kg	-	-	-	-	-	-	-	-	-
Carbazole	mg/kg	-	-	-	-	-	-	-	-	-
4-Chloro-3-methylphenol	mg/kg	0.4 U	0.4 U	0.4 U	-	-	-	-	-	-
4-Chloroaniline	mg/kg	-	-	-	-	-	-	-	-	-
bis(2-Chloroethoxy)methane	mg/kg	0.4 U	0.4 U	0.4 U	-	-	-	-	-	-
bis(2-Chloroethyl)ether	mg/kg	0.4 U	0.4 U	0.4 U	-	-	-	-	-	-
2-Chloronaphthalene	mg/kg	0.4 U	0.4 U	0.4 U	-	-	-	-	-	-
2-Chlorophenol	mg/kg	0.4 U	0.4 U	0.4 U	-	-	-	-	-	-
4-Chlorophenyl phenyl ether	mg/kg	0.4 U	0.4 U	0.4 U	-	-	-	-	-	-
Chrysene	mg/kg	0.4 U	0.4 U	0.4 U	-	-	-	-	-	-
Dibenz(a,h)anthracene	mg/kg	0.4 U	0.4 U	0.4 U	-	-	-	-	-	-
Dibenzofuran	mg/kg	-	-	-	-	-	-	-	-	-
1,2-Dichlorobenzene	mg/kg	-	-	-	-	-	-	-	-	-
1,3-Dichlorobenzene	mg/kg	-	-	-	-	-	-	-	-	-
1,4-Dichlorobenzene	mg/kg	-	-	-	-	-	-	-	-	-
3,3'-Dichlorobenzidine	mg/kg	0.7 U	0.7 U	0.7 U	-	-	-	-	-	-
2,4-Dichlorophenol	mg/kg	0.4 U	0.4 U	0.4 U	-	-	-	-	-	-

APPENDIX G.1

SOIL QUALITY DATA
RFI REPORT
FORMER MANUAL TRANSMISSIONS OF MUNCIE FACILITY
MUNCIE, INDIANA

AOI		*AOI 15*	*AOI 15*	*AOI 15*	*AOI 16*	*AOI 16*	*AOI 16*	*AOI 16*	*AOI 16*	*AOI 16*
Sample Location		*SB-17*	*SB-16*	*SB-17*	*B-2*	*B-5*	*B-6*	*B-2*	*B-5*	*B-2*
Sample Identification		*SB-17*	*SB-16*	*SB-17*	*2-0-1-SS*	*5-0-1-SS*	*6-1-2-SS*	*2-1-2-SS*	*5-1-2-SS*	*2-2-4-SS*
Sample Date		*10/24/1988*	*10/24/1988*	*10/24/1988*	*6/1/1978*	*6/1/1978*	*6/1/1978*	*6/1/1978*	*6/1/1978*	*6/1/1978*
Sample Depth		*(10-15) ft BGS*	*(15-20) ft BGS*	*(15-20) ft BGS*	*(0-0.08) ft BGS*	*(0-0.08) ft BGS*	*(0-0.08) ft BGS*	*(0.08-0.16) ft BGS*	*(0.08-0.16) ft BGS*	*(0.16-0.33) ft BGS*
Sample Type	*Units*									
SVOCs (Continued)										
Diethyl phthalate	mg/kg	0.4 U	0.4 U	0.4 U	-	-	-	-	-	-
Dimethyl phthalate	mg/kg	0.4 U	0.4 U	0.4 U	-	-	-	-	-	-
2,4-Dimethylphenol	mg/kg	0.4 U	0.4 U	0.4 U	-	-	-	-	-	-
Di-n-butylphthalate (DBP)	mg/kg	0.4 U	0.4 U	0.4 U	-	-	-	-	-	-
4,6-Dinitro-2-methylphenol	mg/kg	2 U	2 U	2 U	-	-	-	-	-	-
2,4-Dinitrophenol	mg/kg	2 U	2 U	2 U	-	-	-	-	-	-
2,4-Dinitrotoluene	mg/kg	0.4 U	0.4 U	0.4 U	-	-	-	-	-	-
2,6-Dinitrotoluene	mg/kg	0.4 U	0.4 U	0.4 U	-	-	-	-	-	-
Di-n-octyl phthalate (DnOP)	mg/kg	0.4 U	0.4 U	0.4 U	-	-	-	-	-	-
bis(2-Ethylhexyl)phthalate (DEHP)	mg/kg	0.4 U	0.4 U	0.4 U	-	-	-	-	-	-
Fluoranthene	mg/kg	0.4 U	0.4 U	0.4 U	-	-	-	-	-	-
Fluorene	mg/kg	0.4 U	0.4 U	0.4 U	-	-	-	-	-	-
Hexachlorobenzene	mg/kg	0.4 U	0.4 U	0.4 U	-	-	-	-	-	-
Hexachlorobutadiene	mg/kg	0.4 U	0.4 U	0.4 U	-	-	-	-	-	-
Hexachlorocyclopentadiene	mg/kg	0.4 U	0.4 U	0.4 U	-	-	-	-	-	-
Hexachloroethane	mg/kg	0.4 U	0.4 U	0.4 U	-	-	-	-	-	-
Indeno(1,2,3-cd)pyrene	mg/kg	0.4 U	0.4 U	0.4 U	-	-	-	-	-	-
Isophorone	mg/kg	0.4 U	0.4 U	0.4 U	-	-	-	-	-	-
2-Methylnaphthalene	mg/kg	0.4 U	0.4 U	0.4 U	-	-	-	-	-	-
2-Methylphenol	mg/kg	0.4 U	0.4 U	0.4 U	-	-	-	-	-	-
3&4-Methylphenol	mg/kg	-	-	-	-	-	-	-	-	-
4-Methylphenol	mg/kg	0.4 U	0.4 U	0.4 U	-	-	-	-	-	-
Naphthalene	mg/kg	0.4 U	0.4 U	0.4 U	-	-	-	-	-	-
2-Nitroaniline	mg/kg	0.4 U	0.4 U	0.4 U	-	-	-	-	-	-
3-Nitroaniline	mg/kg	0.4 U	0.4 U	0.4 U	-	-	-	-	-	-
4-Nitroaniline	mg/kg	0.4 U	0.4 U	0.4 U	-	-	-	-	-	-
Nitrobenzene	mg/kg	0.4 U	0.4 U	0.4 U	-	-	-	-	-	-
2-Nitrophenol	mg/kg	0.4 U	0.4 U	0.4 U	-	-	-	-	-	-
4-Nitrophenol	mg/kg	2 U	2 U	2 U	-	-	-	-	-	-
N-Nitrosodi-n-propylamine	mg/kg	0.4 U	0.4 U	0.4 U	-	-	-	-	-	-
N-Nitrosodiphenylamine	mg/kg	0.4 U	0.4 U	0.4 U	-	-	-	-	-	-
N-Nitrosodimethylamine	mg/kg	0.4 U	0.4 U	0.4 U	-	-	-	-	-	-
2,2'-Oxybis(1-chloropropane)	mg/kg	0.4 U	0.4 U	0.4 U	-	-	-	-	-	-
Pentachlorophenol	mg/kg	2 U	2 U	2 U	-	-	-	-	-	-
Phenanthrene	mg/kg	0.4 U	0.4 U	0.4 U	-	-	-	-	-	-
Phenol	mg/kg	0.4 U	0.4 U	0.4 U	-	-	-	-	-	-
Pyrene	mg/kg	0.4 U	0.4 U	0.4 U	-	-	-	-	-	-
1,2,4-Trichlorobenzene	mg/kg	-	-	-	-	-	-	-	-	-
2,4,5-Trichlorophenol	mg/kg	2 U	2 U	2 U	-	-	-	-	-	-
2,4,6-Trichlorophenol	mg/kg	0.4 U	0.4 U	0.4 U	-	-	-	-	-	-

APPENDIX G.1

SOIL QUALITY DATA
RFI REPORT
FORMER MANUAL TRANSMISSIONS OF MUNCIE FACILITY
MUNCIE, INDIANA

AOI		*AOI 15*	*AOI 15*	*AOI 15*	*AOI 16*	*AOI 16*	*AOI 16*	*AOI 16*	*AOI 16*	*AOI 16*
Sample Location		*SB-17*	*SB-16*	*SB-17*	*B-2*	*B-5*	*B-6*	*B-2*	*B-5*	*B-2*
Sample Identification		*SB-17*	*SB-16*	*SB-17*	*2-0-1-SS*	*5-0-1-SS*	*6-1-2-SS*	*2-1-2-SS*	*5-1-2-SS*	*2-2-4-SS*
Sample Date		*10/24/1988*	*10/24/1988*	*10/24/1988*	*6/1/1978*	*6/1/1978*	*6/1/1978*	*6/1/1978*	*6/1/1978*	*6/1/1978*
Sample Depth		*(10-15) ft BGS*	*(15-20) ft BGS*	*(15-20) ft BGS*	*(0-0.08) ft BGS*	*(0-0.08) ft BGS*	*(0-0.08) ft BGS*	*(0.08-0.16) ft BGS*	*(0.08-0.16) ft BGS*	*(0.16-0.33) ft BGS*
Sample Type	*Units*									
Polychlorinated Biphenyls (PCBs)										
Aroclor-1016 (PCB-1016)	mg/kg	-	-	-	-	-	-	-	-	-
Aroclor-1221 (PCB-1221)	mg/kg	-	-	-	-	-	-	-	-	-
Aroclor-1232 (PCB-1232)	mg/kg	-	-	-	-	-	-	-	-	-
Aroclor-1242 (PCB-1242)	mg/kg	-	-	-	-	-	-	-	-	-
Aroclor-1248 (PCB-1248)	mg/kg	7 U	7 U	7 U	-	-	-	-	-	-
Aroclor-1254 (PCB-1254)	mg/kg	-	-	-	-	-	-	-	-	-
Aroclor-1260 (PCB-1260)	mg/kg	-	-	-	-	-	-	-	-	-
Total PCBs	mg/kg	7 U	7 U	7 U	0.514	0.2486	0.4187	**2.358**[a]	0.2885	0.618
Total Petroleum Hydrocarbons (TPH)										
Total Petroleum Hydrocarbons - Diesel	mg/kg	-	-	-	-	-	-	-	-	-
Total Petroleum Hydrocarbons - Gas	mg/kg	-	-	-	-	-	-	-	-	-
Total Petroleum Hydrocarbons - Oil	mg/kg	-	-	-	-	-	-	-	-	-
Total Petroleum Hydrocarbons	mg/kg	-	-	-	-	-	-	-	-	-
Total Petroleum Hydrocarbons - Purgeable (GRO)	mg/kg	-	-	-	-	-	-	-	-	-
Total Petroleum Hydrocarbons (C10-C20)	mg/kg	-	-	-	-	-	-	-	-	-
Total Petroleum Hydrocarbons (C20-C34)	mg/kg	-	-	-	-	-	-	-	-	-
Total Petroleum Hydrocarbons (C6-C10) GRO	mg/kg	-	-	-	-	-	-	-	-	-
Metals										
Aluminum	mg/kg	-	-	-	-	-	-	-	-	-
Antimony	mg/kg	-	-	-	-	-	-	-	-	-
Arsenic	mg/kg	-	-	-	5.9	**30.29**[ab]	2.88	**10**[a]	**7.16**[a]	**26.51**[ab]
Barium	mg/kg	-	-	-	-	-	-	-	-	-
Beryllium	mg/kg	-	-	-	-	-	-	-	-	-
Cadmium	mg/kg	-	-	-	1.9	2.9	2.9	1.9	1.9	2
Calcium	mg/kg	-	-	-	-	-	-	-	-	-
Chromium	mg/kg	-	-	-	-	-	-	-	-	-
Chromium VI (hexavalent)	mg/kg	-	-	-	-	-	-	-	-	-
Cobalt	mg/kg	-	-	-	-	-	-	-	-	-
Copper	mg/kg	-	-	-	-	-	-	-	-	-
Iron	mg/kg	-	-	-	-	-	-	-	-	-
Lead	mg/kg	-	-	-	**18000**[abc]	**14000**[abc]	**3600**[abc]	**32000**[abc]	**3400**[abc]	**40000**[abc]
Magnesium	mg/kg	-	-	-	-	-	-	-	-	-
Manganese	mg/kg	-	-	-	-	-	-	-	-	-
Mercury	mg/kg	-	-	-	-	-	-	-	-	-
Nickel	mg/kg	-	-	-	-	-	-	-	-	-
Potassium	mg/kg	-	-	-	-	-	-	-	-	-
Selenium	mg/kg	-	-	-	-	-	-	-	-	-
Silver	mg/kg	-	-	-	-	-	-	-	-	-
Sodium	mg/kg	-	-	-	-	-	-	-	-	-
Thallium	mg/kg	-	-	-	-	-	-	-	-	-
Vanadium	mg/kg	-	-	-	-	-	-	-	-	-
Zinc	mg/kg	-	-	-	-	-	-	-	-	-

APPENDIX G.1

SOIL QUALITY DATA
RFI REPORT
FORMER MANUAL TRANSMISSIONS OF MUNCIE FACILITY
MUNCIE, INDIANA

AOI		***AOI 15***	***AOI 15***	***AOI 15***	***AOI 16***	***AOI 16***	***AOI 16***	***AOI 16***	***AOI 16***	***AOI 16***
Sample Location		***SB-17***	***SB-16***	***SB-17***	***B-2***	***B-5***	***B-6***	***B-2***	***B-5***	***B-2***
Sample Identification		***SB-17***	***SB-16***	***SB-17***	***2-0-1-SS***	***5-0-1-SS***	***6-1-2-SS***	***2-1-2-SS***	***5-1-2-SS***	***2-2-4-SS***
Sample Date		***10/24/1988***	***10/24/1988***	***10/24/1988***	***6/1/1978***	***6/1/1978***	***6/1/1978***	***6/1/1978***	***6/1/1978***	***6/1/1978***
Sample Depth		***(10-15) ft BGS***	***(15-20) ft BGS***	***(15-20) ft BGS***	***(0-0.08) ft BGS***	***(0-0.08) ft BGS***	***(0-0.08) ft BGS***	***(0.08-0.16) ft BGS***	***(0.08-0.16) ft BGS***	***(0.16-0.33) ft BGS***
Sample Type	***Units***									
General Chemistry										
Carbonate (as CaCO3)	mg/kg	-	-	-	4900	3000	5700	5200	3500	4400
Chloride	mg/kg	-	-	-	-	-	-	-	-	-
Chloride	s.u.	-	-	-	-	-	-	-	-	-
Cyanide (total)	mg/kg	-	-	-	-	-	-	-	-	-
N-Hexane extractable material	mg/kg	-	-	-	-	-	-	-	-	-
Percent moisture	%	-	-	-	-	-	-	-	-	-
pH	s.u.	-	-	-	7.3	7.3	6.7	6.9	7.5	6.7
Saturated aliphatic hydrocarbons	mg/kg	-	-	-	-	-	-	-	-	-
Sulfate	mg/kg	-	-	-	-	-	-	-	-	-
Total solids	%	-	-	-	-	-	-	-	-	-

Notes

mg/kg - Milligrams per kilogram
"-" - No value
U - Not detected at the associated reporting limit
J - Estimated concentration
UJ - Not detected; associated reporting limit is estimated
R - Rejected
s.u. - Standard units
nc - No criteria
ND - Non Detect (calculation)
BOLD[abc] Concentration exceeds associated screening level
IDEM Appendix A: Screening Levels Remedation Closure Guide - March 25, 2014
a - Exceeds IDEM residential migration to ground water screening levels
b - Exceeds IDEM commercial/industrial direct contact screening levels
c - Exceeds IDEM excavation direct contact screening levels

APPENDIX G.1

SOIL QUALITY DATA
RFI REPORT
FORMER MANUAL TRANSMISSIONS OF MUNCIE FACILITY
MUNCIE, INDIANA

AOI		*AOI 16*	*AOI 16*	*AOI 16*	*AOI 16*	*AOI 16*	*AOI 16*	*AOI 16*	*AOI 16*	*AOI 16*	*AOI 16*	*AOI 16*
Sample Location		*B-5*	*B-2*	*B-5*	*B-2*	*B-3*	*B-5*	*B-5*	*B-7*	*B-8*	*B-9*	*B-2*
Sample Identification		*5-2-4-SS*	*2-6-8-SS*	*5-6-8-SS*	*2-12-14-SS*	*1*	*1*	*5-12-14-SS*	*1*	*1*	*1*	*2-18-20-SS*
Sample Date		*6/1/1978*	*6/1/1978*	*6/1/1978*	*6/1/1978*	*6/1/1978*	*6/1/1978*	*6/1/1978*	*6/1/1978*	*6/1/1978*	*6/1/1978*	*6/1/1978*
Sample Depth		*(0.16-0.33) ft BGS*	*(0.5-0.66) ft BGS*	*(0.5-0.66) ft BGS*	*(1-1.16) ft BGS*	*(1) ft BGS*	*(1) ft BGS*	*(1-1.16) ft BGS*	*(1-2) ft BGS*	*(1-2) ft BGS*	*(1-3) ft BGS*	*(1.5-1.66) ft BGS*
Sample Type	*Units*											
Volatile Organic Compounds (VOCs)												
Acetone	mg/kg	-	-	-	-	-	-	-	-	-	-	-
Benzene	mg/kg	-	-	-	-	-	-	-	-	-	-	-
Benzyl alcohol	mg/kg	-	-	-	-	-	-	-	-	-	-	-
Bromodichloromethane	mg/kg	-	-	-	-	-	-	-	-	-	-	-
Bromoform	mg/kg	-	-	-	-	-	-	-	-	-	-	-
Bromomethane (Methyl bromide)	mg/kg	-	-	-	-	-	-	-	-	-	-	-
2-Butanone (Methyl ethyl ketone) (MEK)	mg/kg	-	-	-	-	-	-	-	-	-	-	-
Carbon disulfide	mg/kg	-	-	-	-	-	-	-	-	-	-	-
Carbon tetrachloride	mg/kg	-	-	-	-	-	-	-	-	-	-	-
4-Chloroaniline	mg/kg	-	-	-	-	-	-	-	-	-	-	-
Chlorobenzene	mg/kg	-	-	-	-	-	-	-	-	-	-	-
Chloroethane	mg/kg	-	-	-	-	-	-	-	-	-	-	-
2-Chloroethyl vinyl ether	mg/kg	-	-	-	-	-	-	-	-	-	-	-
Chloroform (Trichloromethane)	mg/kg	-	-	-	-	-	-	-	-	-	-	-
Chloromethane (Methyl chloride)	mg/kg	-	-	-	-	-	-	-	-	-	-	-
Cyclohexane	mg/kg	-	-	-	-	-	-	-	-	-	-	-
Dibenzofuran	mg/kg	-	-	-	-	-	-	-	-	-	-	-
1,2-Dibromo-3-chloropropane (DBCP)	mg/kg	-	-	-	-	-	-	-	-	-	-	-
Dibromochloromethane	mg/kg	-	-	-	-	-	-	-	-	-	-	-
1,2-Dibromoethane (Ethylene dibromide)	mg/kg	-	-	-	-	-	-	-	-	-	-	-
1,2-Dichlorobenzene	mg/kg	-	-	-	-	-	-	-	-	-	-	-
1,3-Dichlorobenzene	mg/kg	-	-	-	-	-	-	-	-	-	-	-
1,4-Dichlorobenzene	mg/kg	-	-	-	-	-	-	-	-	-	-	-
Dichlorodifluoromethane (CFC-12)	mg/kg	-	-	-	-	-	-	-	-	-	-	-
Dichloroethane	mg/kg	-	-	-	-	-	-	-	-	-	-	-
1,1-Dichloroethane	mg/kg	-	-	-	-	-	-	-	-	-	-	-
1,2-Dichloroethane	mg/kg	-	-	-	-	-	-	-	-	-	-	-
Dichloroethene	mg/kg	-	-	-	-	-	-	-	-	-	-	-
1,2-Dichloroethene (total)	mg/kg	-	-	-	-	-	-	-	-	-	-	-
1,1-Dichloroethene	mg/kg	-	-	-	-	-	-	-	-	-	-	-
cis-1,2-Dichloroethene	mg/kg	-	-	-	-	-	-	-	-	-	-	-
trans-1,2-Dichloroethene	mg/kg	-	-	-	-	-	-	-	-	-	-	-
1,2-Dichloropropane	mg/kg	-	-	-	-	-	-	-	-	-	-	-
cis-1,3-Dichloropropene	mg/kg	-	-	-	-	-	-	-	-	-	-	-
trans-1,3-Dichloropropene	mg/kg	-	-	-	-	-	-	-	-	-	-	-
Ethylbenzene	mg/kg	-	-	-	-	-	-	-	-	-	-	-
2-Hexanone	mg/kg	-	-	-	-	-	-	-	-	-	-	-
Isopropyl benzene	mg/kg	-	-	-	-	-	-	-	-	-	-	-
Methyl acetate	mg/kg	-	-	-	-	-	-	-	-	-	-	-
Methyl cyclohexane	mg/kg	-	-	-	-	-	-	-	-	-	-	-
Methyl tert butyl ether (MTBE)	mg/kg	-	-	-	-	-	-	-	-	-	-	-
4-Methyl-2-pentanone (MIBK)	mg/kg	-	-	-	-	-	-	-	-	-	-	-
Methylene chloride	mg/kg	-	-	-	-	-	-	-	-	-	-	-
Styrene	mg/kg	-	-	-	-	-	-	-	-	-	-	-
1,1,2,2-Tetrachloroethane	mg/kg	-	-	-	-	-	-	-	-	-	-	-
Tetrachloroethene	mg/kg	-	-	-	-	-	-	-	-	-	-	-

APPENDIX G.1

SOIL QUALITY DATA
RFI REPORT
FORMER MANUAL TRANSMISSIONS OF MUNCIE FACILITY
MUNCIE, INDIANA

AOI		*AOI 16*	*AOI 16*	*AOI 16*	*AOI 16*	*AOI 16*	*AOI 16*	*AOI 16*	*AOI 16*	*AOI 16*	*AOI 16*	*AOI 16*
Sample Location		*B-5*	*B-2*	*B-5*	*B-2*	*B-3*	*B-5*	*B-5*	*B-7*	*B-8*	*B-9*	*B-2*
Sample Identification		*5-2-4-SS*	*2-6-8-SS*	*5-6-8-SS*	*2-12-14-SS*	*1*	*1*	*5-12-14-SS*	*1*	*1*	*1*	*2-18-20-SS*
Sample Date		*6/1/1978*	*6/1/1978*	*6/1/1978*	*6/1/1978*	*6/1/1978*	*6/1/1978*	*6/1/1978*	*6/1/1978*	*6/1/1978*	*6/1/1978*	*6/1/1978*
Sample Depth		*(0.16-0.33) ft BGS*	*(0.5-0.66) ft BGS*	*(0.5-0.66) ft BGS*	*(1-1.16) ft BGS*	*(1) ft BGS*	*(1) ft BGS*	*(1-1.16) ft BGS*	*(1-2) ft BGS*	*(1-2) ft BGS*	*(1-3) ft BGS*	*(1.5-1.66) ft BGS*
Sample Type	*Units*											
VOCs (Continued)												
Toluene	mg/kg	-	-	-	-	-	-	-	-	-	-	-
1,2,4-Trichlorobenzene	mg/kg	-	-	-	-	-	-	-	-	-	-	-
Trichloroethane	mg/kg	-	-	-	-	-	-	-	-	-	-	-
1,1,1-Trichloroethane	mg/kg	-	-	-	-	-	-	-	-	-	-	-
1,1,2-Trichloroethane	mg/kg	-	-	-	-	-	-	-	-	-	-	-
Trichloroethene	mg/kg	-	-	-	-	-	-	-	-	-	-	-
Trichlorofluoromethane (CFC-11)	mg/kg	-	-	-	-	-	-	-	-	-	-	-
Trifluorotrichloroethane (Freon 113)	mg/kg	-	-	-	-	-	-	-	-	-	-	-
Vinyl acetate	mg/kg	-	-	-	-	-	-	-	-	-	-	-
Vinyl chloride	mg/kg	-	-	-	-	-	-	-	-	-	-	-
Xylenes (total)	mg/kg	-	-	-	-	-	-	-	-	-	-	-
Semi-Volatile Organic Compounds (SVOCs)												
Acenaphthene	mg/kg	-	-	-	-	-	-	-	-	-	-	-
Acenaphthylene	mg/kg	-	-	-	-	-	-	-	-	-	-	-
Acetophenone	mg/kg	-	-	-	-	-	-	-	-	-	-	-
Anthracene	mg/kg	-	-	-	-	-	-	-	-	-	-	-
Atrazine	mg/kg	-	-	-	-	-	-	-	-	-	-	-
Benzaldehyde	mg/kg	-	-	-	-	-	-	-	-	-	-	-
Benzo(a)anthracene	mg/kg	-	-	-	-	-	-	-	-	-	-	-
Benzo(a)pyrene	mg/kg	-	-	-	-	-	-	-	-	-	-	-
Benzo(b)fluoranthene	mg/kg	-	-	-	-	-	-	-	-	-	-	-
Benzo(g,h,i)perylene	mg/kg	-	-	-	-	-	-	-	-	-	-	-
Benzo(k)fluoranthene	mg/kg	-	-	-	-	-	-	-	-	-	-	-
Benzoic acid	mg/kg	-	-	-	-	-	-	-	-	-	-	-
Biphenyl (1,1-Biphenyl)	mg/kg	-	-	-	-	-	-	-	-	-	-	-
4-Bromophenyl phenyl ether	mg/kg	-	-	-	-	-	-	-	-	-	-	-
Butyl benzylphthalate (BBP)	mg/kg	-	-	-	-	-	-	-	-	-	-	-
Caprolactam	mg/kg	-	-	-	-	-	-	-	-	-	-	-
Carbazole	mg/kg	-	-	-	-	-	-	-	-	-	-	-
4-Chloro-3-methylphenol	mg/kg	-	-	-	-	-	-	-	-	-	-	-
4-Chloroaniline	mg/kg	-	-	-	-	-	-	-	-	-	-	-
bis(2-Chloroethoxy)methane	mg/kg	-	-	-	-	-	-	-	-	-	-	-
bis(2-Chloroethyl)ether	mg/kg	-	-	-	-	-	-	-	-	-	-	-
2-Chloronaphthalene	mg/kg	-	-	-	-	-	-	-	-	-	-	-
2-Chlorophenol	mg/kg	-	-	-	-	-	-	-	-	-	-	-
4-Chlorophenyl phenyl ether	mg/kg	-	-	-	-	-	-	-	-	-	-	-
Chrysene	mg/kg	-	-	-	-	-	-	-	-	-	-	-
Dibenz(a,h)anthracene	mg/kg	-	-	-	-	-	-	-	-	-	-	-
Dibenzofuran	mg/kg	-	-	-	-	-	-	-	-	-	-	-
1,2-Dichlorobenzene	mg/kg	-	-	-	-	-	-	-	-	-	-	-
1,3-Dichlorobenzene	mg/kg	-	-	-	-	-	-	-	-	-	-	-
1,4-Dichlorobenzene	mg/kg	-	-	-	-	-	-	-	-	-	-	-
3,3'-Dichlorobenzidine	mg/kg	-	-	-	-	-	-	-	-	-	-	-
2,4-Dichlorophenol	mg/kg	-	-	-	-	-	-	-	-	-	-	-

APPENDIX G.1

SOIL QUALITY DATA
RFI REPORT
FORMER MANUAL TRANSMISSIONS OF MUNCIE FACILITY
MUNCIE, INDIANA

AOI		*AOI 16*	*AOI 16*	*AOI 16*	*AOI 16*	*AOI 16*	*AOI 16*	*AOI 16*	*AOI 16*	*AOI 16*	*AOI 16*	*AOI 16*
Sample Location		*B-5*	*B-2*	*B-5*	*B-2*	*B-3*	*B-5*	*B-5*	*B-7*	*B-8*	*B-9*	*B-2*
Sample Identification		*5-2-4-SS*	*2-6-8-SS*	*5-6-8-SS*	*2-12-14-SS*	*1*	*1*	*5-12-14-SS*	*1*	*1*	*1*	*2-18-20-SS*
Sample Date		*6/1/1978*	*6/1/1978*	*6/1/1978*	*6/1/1978*	*6/1/1978*	*6/1/1978*	*6/1/1978*	*6/1/1978*	*6/1/1978*	*6/1/1978*	*6/1/1978*
Sample Depth		*(0.16-0.33) ft BGS*	*(0.5-0.66) ft BGS*	*(0.5-0.66) ft BGS*	*(1-1.16) ft BGS*	*(1) ft BGS*	*(1) ft BGS*	*(1-1.16) ft BGS*	*(1-2) ft BGS*	*(1-2) ft BGS*	*(1-3) ft BGS*	*(1.5-1.66) ft BGS*
Sample Type	*Units*											
SVOCs (Continued)												
Diethyl phthalate	mg/kg	-	-	-	-	-	-	-	-	-	-	-
Dimethyl phthalate	mg/kg	-	-	-	-	-	-	-	-	-	-	-
2,4-Dimethylphenol	mg/kg	-	-	-	-	-	-	-	-	-	-	-
Di-n-butylphthalate (DBP)	mg/kg	-	-	-	-	-	-	-	-	-	-	-
4,6-Dinitro-2-methylphenol	mg/kg	-	-	-	-	-	-	-	-	-	-	-
2,4-Dinitrophenol	mg/kg	-	-	-	-	-	-	-	-	-	-	-
2,4-Dinitrotoluene	mg/kg	-	-	-	-	-	-	-	-	-	-	-
2,6-Dinitrotoluene	mg/kg	-	-	-	-	-	-	-	-	-	-	-
Di-n-octyl phthalate (DnOP)	mg/kg	-	-	-	-	-	-	-	-	-	-	-
bis(2-Ethylhexyl)phthalate (DEHP)	mg/kg	-	-	-	-	-	-	-	-	-	-	-
Fluoranthene	mg/kg	-	-	-	-	-	-	-	-	-	-	-
Fluorene	mg/kg	-	-	-	-	-	-	-	-	-	-	-
Hexachlorobenzene	mg/kg	-	-	-	-	-	-	-	-	-	-	-
Hexachlorobutadiene	mg/kg	-	-	-	-	-	-	-	-	-	-	-
Hexachlorocyclopentadiene	mg/kg	-	-	-	-	-	-	-	-	-	-	-
Hexachloroethane	mg/kg	-	-	-	-	-	-	-	-	-	-	-
Indeno(1,2,3-cd)pyrene	mg/kg	-	-	-	-	-	-	-	-	-	-	-
Isophorone	mg/kg	-	-	-	-	-	-	-	-	-	-	-
2-Methylnaphthalene	mg/kg	-	-	-	-	-	-	-	-	-	-	-
2-Methylphenol	mg/kg	-	-	-	-	-	-	-	-	-	-	-
3&4-Methylphenol	mg/kg	-	-	-	-	-	-	-	-	-	-	-
4-Methylphenol	mg/kg	-	-	-	-	-	-	-	-	-	-	-
Naphthalene	mg/kg	-	-	-	-	-	-	-	-	-	-	-
2-Nitroaniline	mg/kg	-	-	-	-	-	-	-	-	-	-	-
3-Nitroaniline	mg/kg	-	-	-	-	-	-	-	-	-	-	-
4-Nitroaniline	mg/kg	-	-	-	-	-	-	-	-	-	-	-
Nitrobenzene	mg/kg	-	-	-	-	-	-	-	-	-	-	-
2-Nitrophenol	mg/kg	-	-	-	-	-	-	-	-	-	-	-
4-Nitrophenol	mg/kg	-	-	-	-	-	-	-	-	-	-	-
N-Nitrosodi-n-propylamine	mg/kg	-	-	-	-	-	-	-	-	-	-	-
N-Nitrosodiphenylamine	mg/kg	-	-	-	-	-	-	-	-	-	-	-
N-Nitrosodimethylamine	mg/kg	-	-	-	-	-	-	-	-	-	-	-
2,2'-Oxybis(1-chloropropane)	mg/kg	-	-	-	-	-	-	-	-	-	-	-
Pentachlorophenol	mg/kg	-	-	-	-	-	-	-	-	-	-	-
Phenanthrene	mg/kg	-	-	-	-	-	-	-	-	-	-	-
Phenol	mg/kg	-	-	-	-	U	0.2	-	-	-	-	-
Pyrene	mg/kg	-	-	-	-	-	-	-	-	-	-	-
1,2,4-Trichlorobenzene	mg/kg	-	-	-	-	-	-	-	-	-	-	-
2,4,5-Trichlorophenol	mg/kg	-	-	-	-	-	-	-	-	-	-	-
2,4,6-Trichlorophenol	mg/kg	-	-	-	-	-	-	-	-	-	-	-

APPENDIX G.1

SOIL QUALITY DATA
RFI REPORT
FORMER MANUAL TRANSMISSIONS OF MUNCIE FACILITY
MUNCIE, INDIANA

AOI		*AOI 16*	*AOI 16*	*AOI 16*	*AOI 16*	*AOI 16*	*AOI 16*	*AOI 16*	*AOI 16*	*AOI 16*	*AOI 16*	*AOI 16*
Sample Location		*B-5*	*B-2*	*B-5*	*B-2*	*B-3*	*B-5*	*B-5*	*B-7*	*B-8*	*B-9*	*B-2*
Sample Identification		*5-2-4-SS*	*2-6-8-SS*	*5-6-8-SS*	*2-12-14-SS*	*1*	*1*	*5-12-14-SS*	*1*	*1*	*1*	*2-18-20-SS*
Sample Date		*6/1/1978*	*6/1/1978*	*6/1/1978*	*6/1/1978*	*6/1/1978*	*6/1/1978*	*6/1/1978*	*6/1/1978*	*6/1/1978*	*6/1/1978*	*6/1/1978*
Sample Depth		*(0.16-0.33) ft BGS*	*(0.5-0.66) ft BGS*	*(0.5-0.66) ft BGS*	*(1-1.16) ft BGS*	*(1) ft BGS*	*(1) ft BGS*	*(1-1.16) ft BGS*	*(1-2) ft BGS*	*(1-2) ft BGS*	*(1-3) ft BGS*	*(1.5-1.66) ft BGS*
Sample Type	*Units*											
Polychlorinated Biphenyls (PCBs)												
Aroclor-1016 (PCB-1016)	mg/kg	-	-	-	-	-	-	-	-	-	-	-
Aroclor-1221 (PCB-1221)	mg/kg	-	-	-	-	-	-	-	-	-	-	-
Aroclor-1232 (PCB-1232)	mg/kg	-	-	-	-	-	-	-	-	-	-	-
Aroclor-1242 (PCB-1242)	mg/kg	-	-	-	-	-	-	-	-	-	-	-
Aroclor-1248 (PCB-1248)	mg/kg	-	-	-	-	-	-	-	-	-	-	-
Aroclor-1254 (PCB-1254)	mg/kg	-	-	-	-	-	-	-	-	-	-	-
Aroclor-1260 (PCB-1260)	mg/kg	-	-	-	-	-	-	-	-	-	-	-
Total PCBs	mg/kg	0.3398	0.1357	0.3983	0.0232	0.05	0.044	0.0258	0.0089	0.004 U	0.0354	0.0465
Total Petroleum Hydrocarbons (TPH)												
Total Petroleum Hydrocarbons - Diesel	mg/kg	-	-	-	-	-	-	-	-	-	-	-
Total Petroleum Hydrocarbons - Gas	mg/kg	-	-	-	-	-	-	-	-	-	-	-
Total Petroleum Hydrocarbons - Oil	mg/kg	-	-	-	-	-	-	-	-	-	-	-
Total Petroleum Hydrocarbons	mg/kg	-	-	-	-	-	-	-	-	-	-	-
Total Petroleum Hydrocarbons - Purgeable (GRO)	mg/kg	-	-	-	-	-	-	-	-	-	-	-
Total Petroleum Hydrocarbons (C10-C20)	mg/kg	-	-	-	-	-	-	-	-	-	-	-
Total Petroleum Hydrocarbons (C20-C34)	mg/kg	-	-	-	-	-	-	-	-	-	-	-
Total Petroleum Hydrocarbons (C6-C10) GRO	mg/kg	-	-	-	-	-	-	-	-	-	-	-
Metals												
Aluminum	mg/kg	-	-	-	-	-	-	-	-	-	-	-
Antimony	mg/kg	-	-	-	-	-	-	-	-	-	-	-
Arsenic	mg/kg	1.43	4.88	1.64	1.24	U	0.44	3.92	3.46	1.5	1.84	2.34
Barium	mg/kg	-	-	-	-	-	-	-	-	-	-	-
Beryllium	mg/kg	-	-	-	-	-	-	-	-	-	-	-
Cadmium	mg/kg	1.8	2	1.9	1.8	4	3 U	1.4	0.85	4	1.9	1.5
Calcium	mg/kg	-	-	-	-	-	-	-	-	-	-	-
Chromium	mg/kg	-	-	-	-	-	-	-	-	-	-	-
Chromium VI (hexavalent)	mg/kg	-	-	-	-	-	-	-	-	-	-	-
Cobalt	mg/kg	-	-	-	-	-	-	-	-	-	-	-
Copper	mg/kg	-	-	-	-	-	-	-	-	-	-	-
Iron	mg/kg	-	-	-	-	-	-	-	-	-	-	-
Lead	mg/kg	**1600**[abc]	**5600**[abc]	**590**[a]	66	89	**1400**[abc]	192	20	39	31	**534**[a]
Magnesium	mg/kg	-	-	-	-	-	-	-	-	-	-	-
Manganese	mg/kg	-	-	-	-	-	-	-	-	-	-	-
Mercury	mg/kg	-	-	-	-	-	-	-	-	-	-	-
Nickel	mg/kg	-	-	-	-	-	-	-	-	-	-	-
Potassium	mg/kg	-	-	-	-	-	-	-	-	-	-	-
Selenium	mg/kg	-	-	-	-	-	-	-	-	-	-	-
Silver	mg/kg	-	-	-	-	-	-	-	-	-	-	-
Sodium	mg/kg	-	-	-	-	-	-	-	-	-	-	-
Thallium	mg/kg	-	-	-	-	-	-	-	-	-	-	-
Vanadium	mg/kg	-	-	-	-	-	-	-	-	-	-	-
Zinc	mg/kg	-	-	-	-	-	-	-	-	-	-	-

APPENDIX G.1

SOIL QUALITY DATA
RFI REPORT
FORMER MANUAL TRANSMISSIONS OF MUNCIE FACILITY
MUNCIE, INDIANA

AOI		***AOI 16***	***AOI 16***	***AOI 16***	***AOI 16***	***AOI 16***	***AOI 16***	***AOI 16***	***AOI 16***	***AOI 16***	***AOI 16***	***AOI 16***
Sample Location		***B-5***	***B-2***	***B-5***	***B-2***	***B-3***	***B-5***	***B-5***	***B-7***	***B-8***	***B-9***	***B-2***
Sample Identification		***5-2-4-SS***	***2-6-8-SS***	***5-6-8-SS***	***2-12-14-SS***	***1***	***1***	***5-12-14-SS***	***1***	***1***	***1***	***2-18-20-SS***
Sample Date		***6/1/1978***	***6/1/1978***	***6/1/1978***	***6/1/1978***	***6/1/1978***	***6/1/1978***	***6/1/1978***	***6/1/1978***	***6/1/1978***	***6/1/1978***	***6/1/1978***
Sample Depth		***(0.16-0.33) ft BGS***	***(0.5-0.66) ft BGS***	***(0.5-0.66) ft BGS***	***(1-1.16) ft BGS***	***(1) ft BGS***	***(1) ft BGS***	***(1-1.16) ft BGS***	***(1-2) ft BGS***	***(1-2) ft BGS***	***(1-3) ft BGS***	***(1.5-1.66) ft BGS***
Sample Type	***Units***											
General Chemistry												
Carbonate (as CaCO3)	mg/kg	3900	3100	4000	5600	-	-	6000	500	3500	4100	2800
Chloride	mg/kg	-	-	-	-	U	125	-	-	-	-	-
Chloride	s.u.	-	-	-	-	-	-	-	-	-	-	-
Cyanide (total)	mg/kg	-	-	-	-	-	-	-	-	-	-	-
N-Hexane extractable material	mg/kg	-	-	-	-	-	-	-	-	-	-	-
Percent moisture	%	-	-	-	-	-	-	-	-	-	-	-
pH	s.u.	7.7	7.6	7.4	7.9	U	7.8	8	7.7	8.3	8.2	7.8
Saturated aliphatic hydrocarbons	mg/kg	-	-	-	-	-	-	-	-	-	-	-
Sulfate	mg/kg	-	-	-	-	U	1193	-	-	-	-	-
Total solids	%	-	-	-	-	-	-	-	-	-	-	-

Notes

mg/kg - Milligrams per kilogram
"-" - No value
U - Not detected at the associated reporting limit
J - Estimated concentration
UJ - Not detected; associated reporting limit is estimated
R - Rejected
s.u. - Standard units
nc - No criteria
ND - Non Detect (calculation)
BOLD[abc] Concentration exceeds associated screening level
IDEM Appendix A: Screening Levels Remedation Closure Guide - March 25, 2014
a - Exceeds IDEM residential migration to ground water screening levels
b - Exceeds IDEM commercial/industrial direct contact screening levels
c - Exceeds IDEM excavation direct contact screening levels

APPENDIX G.1

SOIL QUALITY DATA
RFI REPORT
FORMER MANUAL TRANSMISSIONS OF MUNCIE FACILITY
MUNCIE, INDIANA

AOI		*AOI 16*	*AOI 16*	*AOI 16*	*AOI 16*	*AOI 16*	*AOI 16*	*AOI 16*	*AOI 16*	*AOI 16*	*AOI 16*	*AOI 16*	*AOI 16*
Sample Location		*B-5*	*B-7*	*B-8*	*B-4*	*B-9*	*B-5*	*B-6*	*B-1*	*B-2*	*B-7*	*B-8*	*B-9*
Sample Identification		*5-18-20-SS*	*2*	*2*	*1*	*2*	*2*	*1*	*1*	*1*	*3*	*3*	*3*
Sample Date		*6/1/1978*	*6/1/1978*	*6/1/1978*	*6/1/1978*	*6/1/1978*	*6/1/1978*	*6/1/1978*	*6/1/1978*	*6/1/1978*	*6/1/1978*	*6/1/1978*	*6/1/1978*
Sample Depth		*(1.5-1.66) ft BGS*	*(2-4) ft BGS*	*(2-4) ft BGS*	*(3) ft BGS*	*(3-4) ft BGS*	*(3.5) ft BGS*	*(3.5) ft BGS*	*(4) ft BGS*	*(4) ft BGS*	*(4-6) ft BGS*	*(4-6) ft BGS*	*(4-6) ft BGS*
Sample Type	*Units*												
Volatile Organic Compounds (VOCs)													
Acetone	mg/kg	-	-	-	-	-	-	-	-	-	-	-	-
Benzene	mg/kg	-	-	-	-	-	-	-	-	-	-	-	-
Benzyl alcohol	mg/kg	-	-	-	-	-	-	-	-	-	-	-	-
Bromodichloromethane	mg/kg	-	-	-	-	-	-	-	-	-	-	-	-
Bromoform	mg/kg	-	-	-	-	-	-	-	-	-	-	-	-
Bromomethane (Methyl bromide)	mg/kg	-	-	-	-	-	-	-	-	-	-	-	-
2-Butanone (Methyl ethyl ketone) (MEK)	mg/kg	-	-	-	-	-	-	-	-	-	-	-	-
Carbon disulfide	mg/kg	-	-	-	-	-	-	-	-	-	-	-	-
Carbon tetrachloride	mg/kg	-	-	-	-	-	-	-	-	-	-	-	-
4-Chloroaniline	mg/kg	-	-	-	-	-	-	-	-	-	-	-	-
Chlorobenzene	mg/kg	-	-	-	-	-	-	-	-	-	-	-	-
Chloroethane	mg/kg	-	-	-	-	-	-	-	-	-	-	-	-
2-Chloroethyl vinyl ether	mg/kg	-	-	-	-	-	-	-	-	-	-	-	-
Chloroform (Trichloromethane)	mg/kg	-	-	-	-	-	-	-	-	-	-	-	-
Chloromethane (Methyl chloride)	mg/kg	-	-	-	-	-	-	-	-	-	-	-	-
Cyclohexane	mg/kg	-	-	-	-	-	-	-	-	-	-	-	-
Dibenzofuran	mg/kg	-	-	-	-	-	-	-	-	-	-	-	-
1,2-Dibromo-3-chloropropane (DBCP)	mg/kg	-	-	-	-	-	-	-	-	-	-	-	-
Dibromochloromethane	mg/kg	-	-	-	-	-	-	-	-	-	-	-	-
1,2-Dibromoethane (Ethylene dibromide)	mg/kg	-	-	-	-	-	-	-	-	-	-	-	-
1,2-Dichlorobenzene	mg/kg	-	-	-	-	-	-	-	-	-	-	-	-
1,3-Dichlorobenzene	mg/kg	-	-	-	-	-	-	-	-	-	-	-	-
1,4-Dichlorobenzene	mg/kg	-	-	-	-	-	-	-	-	-	-	-	-
Dichlorodifluoromethane (CFC-12)	mg/kg	-	-	-	-	-	-	-	-	-	-	-	-
Dichloroethane	mg/kg	-	-	-	-	-	-	-	-	-	-	-	-
1,1-Dichloroethane	mg/kg	-	-	-	-	-	-	-	-	-	-	-	-
1,2-Dichloroethane	mg/kg	-	-	-	-	-	-	-	-	-	-	-	-
Dichloroethene	mg/kg	-	-	-	-	-	-	-	-	-	-	-	-
1,2-Dichloroethene (total)	mg/kg	-	-	-	-	-	-	-	-	-	-	-	-
1,1-Dichloroethene	mg/kg	-	-	-	-	-	-	-	-	-	-	-	-
cis-1,2-Dichloroethene	mg/kg	-	-	-	-	-	-	-	-	-	-	-	-
trans-1,2-Dichloroethene	mg/kg	-	-	-	-	-	-	-	-	-	-	-	-
1,2-Dichloropropane	mg/kg	-	-	-	-	-	-	-	-	-	-	-	-
cis-1,3-Dichloropropene	mg/kg	-	-	-	-	-	-	-	-	-	-	-	-
trans-1,3-Dichloropropene	mg/kg	-	-	-	-	-	-	-	-	-	-	-	-
Ethylbenzene	mg/kg	-	-	-	-	-	-	-	-	-	-	-	-
2-Hexanone	mg/kg	-	-	-	-	-	-	-	-	-	-	-	-
Isopropyl benzene	mg/kg	-	-	-	-	-	-	-	-	-	-	-	-
Methyl acetate	mg/kg	-	-	-	-	-	-	-	-	-	-	-	-
Methyl cyclohexane	mg/kg	-	-	-	-	-	-	-	-	-	-	-	-
Methyl tert butyl ether (MTBE)	mg/kg	-	-	-	-	-	-	-	-	-	-	-	-
4-Methyl-2-pentanone (MIBK)	mg/kg	-	-	-	-	-	-	-	-	-	-	-	-
Methylene chloride	mg/kg	-	-	-	-	-	-	-	-	-	-	-	-
Styrene	mg/kg	-	-	-	-	-	-	-	-	-	-	-	-
1,1,2,2-Tetrachloroethane	mg/kg	-	-	-	-	-	-	-	-	-	-	-	-
Tetrachloroethene	mg/kg	-	-	-	-	-	-	-	-	-	-	-	-

APPENDIX G.1

SOIL QUALITY DATA
RFI REPORT
FORMER MANUAL TRANSMISSIONS OF MUNCIE FACILITY
MUNCIE, INDIANA

AOI		*AOI 16*	*AOI 16*	*AOI 16*	*AOI 16*	*AOI 16*	*AOI 16*	*AOI 16*	*AOI 16*	*AOI 16*	*AOI 16*	*AOI 16*	*AOI 16*
Sample Location		*B-5*	*B-7*	*B-8*	*B-4*	*B-9*	*B-5*	*B-6*	*B-1*	*B-2*	*B-7*	*B-8*	*B-9*
Sample Identification		*5-18-20-SS*	*2*	*2*	*1*	*2*	*2*	*1*	*1*	*1*	*3*	*3*	*3*
Sample Date		*6/1/1978*	*6/1/1978*	*6/1/1978*	*6/1/1978*	*6/1/1978*	*6/1/1978*	*6/1/1978*	*6/1/1978*	*6/1/1978*	*6/1/1978*	*6/1/1978*	*6/1/1978*
Sample Depth		*(1.5-1.66) ft BGS*	*(2-4) ft BGS*	*(2-4) ft BGS*	*(3) ft BGS*	*(3-4) ft BGS*	*(3.5) ft BGS*	*(3.5) ft BGS*	*(4) ft BGS*	*(4) ft BGS*	*(4-6) ft BGS*	*(4-6) ft BGS*	*(4-6) ft BGS*
Sample Type	*Units*												
VOCs (Continued)													
Toluene	mg/kg	-	-	-	-	-	-	-	-	-	-	-	-
1,2,4-Trichlorobenzene	mg/kg	-	-	-	-	-	-	-	-	-	-	-	-
Trichloroethane	mg/kg	-	-	-	-	-	-	-	-	-	-	-	-
1,1,1-Trichloroethane	mg/kg	-	-	-	-	-	-	-	-	-	-	-	-
1,1,2-Trichloroethane	mg/kg	-	-	-	-	-	-	-	-	-	-	-	-
Trichloroethene	mg/kg	-	-	-	-	-	-	-	-	-	-	-	-
Trichlorofluoromethane (CFC-11)	mg/kg	-	-	-	-	-	-	-	-	-	-	-	-
Trifluorotrichloroethane (Freon 113)	mg/kg	-	-	-	-	-	-	-	-	-	-	-	-
Vinyl acetate	mg/kg	-	-	-	-	-	-	-	-	-	-	-	-
Vinyl chloride	mg/kg	-	-	-	-	-	-	-	-	-	-	-	-
Xylenes (total)	mg/kg	-	-	-	-	-	-	-	-	-	-	-	-
Semi-Volatile Organic Compounds (SVOCs)													
Acenaphthene	mg/kg	-	-	-	-	-	-	-	-	-	-	-	-
Acenaphthylene	mg/kg	-	-	-	-	-	-	-	-	-	-	-	-
Acetophenone	mg/kg	-	-	-	-	-	-	-	-	-	-	-	-
Anthracene	mg/kg	-	-	-	-	-	-	-	-	-	-	-	-
Atrazine	mg/kg	-	-	-	-	-	-	-	-	-	-	-	-
Benzaldehyde	mg/kg	-	-	-	-	-	-	-	-	-	-	-	-
Benzo(a)anthracene	mg/kg	-	-	-	-	-	-	-	-	-	-	-	-
Benzo(a)pyrene	mg/kg	-	-	-	-	-	-	-	-	-	-	-	-
Benzo(b)fluoranthene	mg/kg	-	-	-	-	-	-	-	-	-	-	-	-
Benzo(g,h,i)perylene	mg/kg	-	-	-	-	-	-	-	-	-	-	-	-
Benzo(k)fluoranthene	mg/kg	-	-	-	-	-	-	-	-	-	-	-	-
Benzoic acid	mg/kg	-	-	-	-	-	-	-	-	-	-	-	-
Biphenyl (1,1-Biphenyl)	mg/kg	-	-	-	-	-	-	-	-	-	-	-	-
4-Bromophenyl phenyl ether	mg/kg	-	-	-	-	-	-	-	-	-	-	-	-
Butyl benzylphthalate (BBP)	mg/kg	-	-	-	-	-	-	-	-	-	-	-	-
Caprolactam	mg/kg	-	-	-	-	-	-	-	-	-	-	-	-
Carbazole	mg/kg	-	-	-	-	-	-	-	-	-	-	-	-
4-Chloro-3-methylphenol	mg/kg	-	-	-	-	-	-	-	-	-	-	-	-
4-Chloroaniline	mg/kg	-	-	-	-	-	-	-	-	-	-	-	-
bis(2-Chloroethoxy)methane	mg/kg	-	-	-	-	-	-	-	-	-	-	-	-
bis(2-Chloroethyl)ether	mg/kg	-	-	-	-	-	-	-	-	-	-	-	-
2-Chloronaphthalene	mg/kg	-	-	-	-	-	-	-	-	-	-	-	-
2-Chlorophenol	mg/kg	-	-	-	-	-	-	-	-	-	-	-	-
4-Chlorophenyl phenyl ether	mg/kg	-	-	-	-	-	-	-	-	-	-	-	-
Chrysene	mg/kg	-	-	-	-	-	-	-	-	-	-	-	-
Dibenz(a,h)anthracene	mg/kg	-	-	-	-	-	-	-	-	-	-	-	-
Dibenzofuran	mg/kg	-	-	-	-	-	-	-	-	-	-	-	-
1,2-Dichlorobenzene	mg/kg	-	-	-	-	-	-	-	-	-	-	-	-
1,3-Dichlorobenzene	mg/kg	-	-	-	-	-	-	-	-	-	-	-	-
1,4-Dichlorobenzene	mg/kg	-	-	-	-	-	-	-	-	-	-	-	-
3,3'-Dichlorobenzidine	mg/kg	-	-	-	-	-	-	-	-	-	-	-	-
2,4-Dichlorophenol	mg/kg	-	-	-	-	-	-	-	-	-	-	-	-

APPENDIX G.1

SOIL QUALITY DATA
RFI REPORT
FORMER MANUAL TRANSMISSIONS OF MUNCIE FACILITY
MUNCIE, INDIANA

AOI		*AOI 16*	*AOI 16*	*AOI 16*	*AOI 16*	*AOI 16*	*AOI 16*	*AOI 16*	*AOI 16*	*AOI 16*	*AOI 16*	*AOI 16*	*AOI 16*
Sample Location		*B-5*	*B-7*	*B-8*	*B-4*	*B-9*	*B-5*	*B-6*	*B-1*	*B-2*	*B-7*	*B-8*	*B-9*
Sample Identification		*5-18-20-SS*	*2*	*2*	*1*	*2*	*2*	*1*	*1*	*1*	*3*	*3*	*3*
Sample Date		*6/1/1978*	*6/1/1978*	*6/1/1978*	*6/1/1978*	*6/1/1978*	*6/1/1978*	*6/1/1978*	*6/1/1978*	*6/1/1978*	*6/1/1978*	*6/1/1978*	*6/1/1978*
Sample Depth		*(1.5-1.66) ft BGS*	*(2-4) ft BGS*	*(2-4) ft BGS*	*(3) ft BGS*	*(3-4) ft BGS*	*(3.5) ft BGS*	*(3.5) ft BGS*	*(4) ft BGS*	*(4) ft BGS*	*(4-6) ft BGS*	*(4-6) ft BGS*	*(4-6) ft BGS*
Sample Type	*Units*												
SVOCs (Continued)													
Diethyl phthalate	mg/kg	-	-	-	-	-	-	-	-	-	-	-	-
Dimethyl phthalate	mg/kg	-	-	-	-	-	-	-	-	-	-	-	-
2,4-Dimethylphenol	mg/kg	-	-	-	-	-	-	-	-	-	-	-	-
Di-n-butylphthalate (DBP)	mg/kg	-	-	-	-	-	-	-	-	-	-	-	-
4,6-Dinitro-2-methylphenol	mg/kg	-	-	-	-	-	-	-	-	-	-	-	-
2,4-Dinitrophenol	mg/kg	-	-	-	-	-	-	-	-	-	-	-	-
2,4-Dinitrotoluene	mg/kg	-	-	-	-	-	-	-	-	-	-	-	-
2,6-Dinitrotoluene	mg/kg	-	-	-	-	-	-	-	-	-	-	-	-
Di-n-octyl phthalate (DnOP)	mg/kg	-	-	-	-	-	-	-	-	-	-	-	-
bis(2-Ethylhexyl)phthalate (DEHP)	mg/kg	-	-	-	-	-	-	-	-	-	-	-	-
Fluoranthene	mg/kg	-	-	-	-	-	-	-	-	-	-	-	-
Fluorene	mg/kg	-	-	-	-	-	-	-	-	-	-	-	-
Hexachlorobenzene	mg/kg	-	-	-	-	-	-	-	-	-	-	-	-
Hexachlorobutadiene	mg/kg	-	-	-	-	-	-	-	-	-	-	-	-
Hexachlorocyclopentadiene	mg/kg	-	-	-	-	-	-	-	-	-	-	-	-
Hexachloroethane	mg/kg	-	-	-	-	-	-	-	-	-	-	-	-
Indeno(1,2,3-cd)pyrene	mg/kg	-	-	-	-	-	-	-	-	-	-	-	-
Isophorone	mg/kg	-	-	-	-	-	-	-	-	-	-	-	-
2-Methylnaphthalene	mg/kg	-	-	-	-	-	-	-	-	-	-	-	-
2-Methylphenol	mg/kg	-	-	-	-	-	-	-	-	-	-	-	-
3&4-Methylphenol	mg/kg	-	-	-	-	-	-	-	-	-	-	-	-
4-Methylphenol	mg/kg	-	-	-	-	-	-	-	-	-	-	-	-
Naphthalene	mg/kg	-	-	-	-	-	-	-	-	-	-	-	-
2-Nitroaniline	mg/kg	-	-	-	-	-	-	-	-	-	-	-	-
3-Nitroaniline	mg/kg	-	-	-	-	-	-	-	-	-	-	-	-
4-Nitroaniline	mg/kg	-	-	-	-	-	-	-	-	-	-	-	-
Nitrobenzene	mg/kg	-	-	-	-	-	-	-	-	-	-	-	-
2-Nitrophenol	mg/kg	-	-	-	-	-	-	-	-	-	-	-	-
4-Nitrophenol	mg/kg	-	-	-	-	-	-	-	-	-	-	-	-
N-Nitrosodi-n-propylamine	mg/kg	-	-	-	-	-	-	-	-	-	-	-	-
N-Nitrosodiphenylamine	mg/kg	-	-	-	-	-	-	-	-	-	-	-	-
N-Nitrosodimethylamine	mg/kg	-	-	-	-	-	-	-	-	-	-	-	-
2,2'-Oxybis(1-chloropropane)	mg/kg	-	-	-	-	-	-	-	-	-	-	-	-
Pentachlorophenol	mg/kg	-	-	-	-	-	-	-	-	-	-	-	-
Phenanthrene	mg/kg	-	-	-	-	-	-	-	-	-	-	-	-
Phenol	mg/kg	-	-	-	0.29 U	-	0.2	0.2	0.31	2	-	-	-
Pyrene	mg/kg	-	-	-	-	-	-	-	-	-	-	-	-
1,2,4-Trichlorobenzene	mg/kg	-	-	-	-	-	-	-	-	-	-	-	-
2,4,5-Trichlorophenol	mg/kg	-	-	-	-	-	-	-	-	-	-	-	-
2,4,6-Trichlorophenol	mg/kg	-	-	-	-	-	-	-	-	-	-	-	-

APPENDIX G.1

SOIL QUALITY DATA
RFI REPORT
FORMER MANUAL TRANSMISSIONS OF MUNCIE FACILITY
MUNCIE, INDIANA

AOI		*AOI 16*	*AOI 16*	*AOI 16*	*AOI 16*	*AOI 16*	*AOI 16*	*AOI 16*	*AOI 16*	*AOI 16*	*AOI 16*	*AOI 16*	*AOI 16*
Sample Location		*B-5*	*B-7*	*B-8*	*B-4*	*B-9*	*B-5*	*B-6*	*B-1*	*B-2*	*B-7*	*B-8*	*B-9*
Sample Identification		*5-18-20-SS*	*2*	*2*	*1*	*2*	*2*	*1*	*1*	*1*	*3*	*3*	*3*
Sample Date		*6/1/1978*	*6/1/1978*	*6/1/1978*	*6/1/1978*	*6/1/1978*	*6/1/1978*	*6/1/1978*	*6/1/1978*	*6/1/1978*	*6/1/1978*	*6/1/1978*	*6/1/1978*
Sample Depth		*(1.5-1.66) ft BGS*	*(2-4) ft BGS*	*(2-4) ft BGS*	*(3) ft BGS*	*(3-4) ft BGS*	*(3.5) ft BGS*	*(3.5) ft BGS*	*(4) ft BGS*	*(4) ft BGS*	*(4-6) ft BGS*	*(4-6) ft BGS*	*(4-6) ft BGS*
Sample Type	*Units*												
Polychlorinated Biphenyls (PCBs)													
Aroclor-1016 (PCB-1016)	mg/kg	-	-	-	-	-	-	-	-	-	-	-	-
Aroclor-1221 (PCB-1221)	mg/kg	-	-	-	-	-	-	-	-	-	-	-	-
Aroclor-1232 (PCB-1232)	mg/kg	-	-	-	-	-	-	-	-	-	-	-	-
Aroclor-1242 (PCB-1242)	mg/kg	-	-	-	-	-	-	-	-	-	-	-	-
Aroclor-1248 (PCB-1248)	mg/kg	-	-	-	-	-	-	-	-	-	-	-	-
Aroclor-1254 (PCB-1254)	mg/kg	-	-	-	-	-	-	-	-	-	-	-	-
Aroclor-1260 (PCB-1260)	mg/kg	-	-	-	-	-	-	-	-	-	-	-	-
Total PCBs	mg/kg	0.1002	-	0.0749	0.0053	0.026	-	0.017	0.0079	1.25	0.0034	0.0157	0.1704
Total Petroleum Hydrocarbons (TPH)													
Total Petroleum Hydrocarbons - Diesel	mg/kg	-	-	-	-	-	-	-	-	-	-	-	-
Total Petroleum Hydrocarbons - Gas	mg/kg	-	-	-	-	-	-	-	-	-	-	-	-
Total Petroleum Hydrocarbons - Oil	mg/kg	-	-	-	-	-	-	-	-	-	-	-	-
Total Petroleum Hydrocarbons	mg/kg	-	-	-	-	-	-	-	-	-	-	-	-
Total Petroleum Hydrocarbons - Purgeable (GRO)	mg/kg	-	-	-	-	-	-	-	-	-	-	-	-
Total Petroleum Hydrocarbons (C10-C20)	mg/kg	-	-	-	-	-	-	-	-	-	-	-	-
Total Petroleum Hydrocarbons (C20-C34)	mg/kg	-	-	-	-	-	-	-	-	-	-	-	-
Total Petroleum Hydrocarbons (C6-C10) GRO	mg/kg	-	-	-	-	-	-	-	-	-	-	-	-
Metals													
Aluminum	mg/kg	-	-	-	-	-	-	-	-	-	-	-	-
Antimony	mg/kg	-	-	-	-	-	-	-	-	-	-	-	-
Arsenic	mg/kg	0.79	2.68	1.3	0.26	0.93	0.05 U	0.2	0.65	1.35	1.52	1.4	1.56
Barium	mg/kg	-	-	-	-	-	-	-	-	-	-	-	-
Beryllium	mg/kg	-	-	-	-	-	-	-	-	-	-	-	-
Cadmium	mg/kg	1.5	2	2	2.2	1.8	1	3 U	2.1	2.4	1.2	1.5	1.8
Calcium	mg/kg	-	-	-	-	-	-	-	-	-	-	-	-
Chromium	mg/kg	-	-	-	-	-	-	-	-	-	-	-	-
Chromium VI (hexavalent)	mg/kg	-	-	-	-	-	-	-	-	-	-	-	-
Cobalt	mg/kg	-	-	-	-	-	-	-	-	-	-	-	-
Copper	mg/kg	-	-	-	-	-	-	-	-	-	-	-	-
Iron	mg/kg	-	-	-	-	-	-	-	-	-	-	-	-
Lead	mg/kg	**485**[a]	35	20	16	34	28	127	106	**1100**[abc]	40	17	19
Magnesium	mg/kg	-	-	-	-	-	-	-	-	-	-	-	-
Manganese	mg/kg	-	-	-	-	-	-	-	-	-	-	-	-
Mercury	mg/kg	-	-	-	-	-	-	-	-	-	-	-	-
Nickel	mg/kg	-	-	-	-	-	-	-	-	-	-	-	-
Potassium	mg/kg	-	-	-	-	-	-	-	-	-	-	-	-
Selenium	mg/kg	-	-	-	-	-	-	-	-	-	-	-	-
Silver	mg/kg	-	-	-	-	-	-	-	-	-	-	-	-
Sodium	mg/kg	-	-	-	-	-	-	-	-	-	-	-	-
Thallium	mg/kg	-	-	-	-	-	-	-	-	-	-	-	-
Vanadium	mg/kg	-	-	-	-	-	-	-	-	-	-	-	-
Zinc	mg/kg	-	-	-	-	-	-	-	-	-	-	-	-

APPENDIX G.1

SOIL QUALITY DATA
RFI REPORT
FORMER MANUAL TRANSMISSIONS OF MUNCIE FACILITY
MUNCIE, INDIANA

AOI		***AOI 16***	***AOI 16***	***AOI 16***	***AOI 16***	***AOI 16***	***AOI 16***	***AOI 16***	***AOI 16***	***AOI 16***	***AOI 16***	***AOI 16***	***AOI 16***
Sample Location		***B-5***	***B-7***	***B-8***	***B-4***	***B-9***	***B-5***	***B-6***	***B-1***	***B-2***	***B-7***	***B-8***	***B-9***
Sample Identification		***5-18-20-SS***	***2***	***2***	***1***	***2***	***2***	***1***	***1***	***1***	***3***	***3***	***3***
Sample Date		***6/1/1978***	***6/1/1978***	***6/1/1978***	***6/1/1978***	***6/1/1978***	***6/1/1978***	***6/1/1978***	***6/1/1978***	***6/1/1978***	***6/1/1978***	***6/1/1978***	***6/1/1978***
Sample Depth		***(1.5-1.66) ft BGS***	***(2-4) ft BGS***	***(2-4) ft BGS***	***(3) ft BGS***	***(3-4) ft BGS***	***(3.5) ft BGS***	***(3.5) ft BGS***	***(4) ft BGS***	***(4) ft BGS***	***(4-6) ft BGS***	***(4-6) ft BGS***	***(4-6) ft BGS***
Sample Type	***Units***												
General Chemistry													
Carbonate (as CaCO3)	mg/kg	2600	3520	4500	-	3800	-	-	-	-	7400	11400	4000
Chloride	mg/kg	-	-	-	274	-	-	65	285	320	-	-	-
Chloride	s.u.	-	-	-	-	-	-	-	-	-	-	-	-
Cyanide (total)	mg/kg	-	-	-	-	-	-	-	-	-	-	-	-
N-Hexane extractable material	mg/kg	-	-	-	-	-	-	-	-	-	-	-	-
Percent moisture	%	-	-	-	-	-	-	-	-	-	-	-	-
pH	s.u.	7.5	8.2	8.3	7.9	8.2	7.5	7.5	7.6	U	8.3	8.4	8.1
Saturated aliphatic hydrocarbons	mg/kg	-	-	-	-	-	-	-	-	-	-	-	-
Sulfate	mg/kg	-	-	-	494	-	-	2057	1564	658	-	-	-
Total solids	%	-	-	-	-	-	-	-	-	-	-	-	-

Notes

mg/kg - Milligrams per kilogram
"-" - No value
U - Not detected at the associated reporting limit
J - Estimated concentration
UJ - Not detected; associated reporting limit is estimated
R - Rejected
s.u. - Standard units
nc - No criteria
ND - Non Detect (calculation)
BOLD[abc] Concentration exceeds associated screening level
IDEM Appendix A: Screening Levels Remedation Closure Guide - March 25, 2014
a - Exceeds IDEM residential migration to ground water screening levels
b - Exceeds IDEM commercial/industrial direct contact screening levels
c - Exceeds IDEM excavation direct contact screening levels

APPENDIX G.1

SOIL QUALITY DATA
RFI REPORT
FORMER MANUAL TRANSMISSIONS OF MUNCIE FACILITY
MUNCIE, INDIANA

AOI		*AOI 16*	*AOI 16*	*AOI 16*	*AOI 16*	*AOI 16*	*AOI 16*	*AOI 16*	*AOI 16*	*AOI 16*	*AOI 16*	*AOI 16*	*AOI 16*
Sample Location		*B-3*	*B-7*	*B-8*	*B-9*	*B-7*	*B-8*	*B-9*	*B-4*	*B-5*	*B-1*	*B-3*	*B-6*
Sample Identification		*2*	*4*	*4*	*4*	*5*	*5*	*5*	*2*	*3*	*2*	*3*	*3*
Sample Date		*6/1/1978*	*6/1/1978*	*6/1/1978*	*6/1/1978*	*6/1/1978*	*6/1/1978*	*6/1/1978*	*6/1/1978*	*6/1/1978*	*6/1/1978*	*6/1/1978*	*6/1/1978*
Sample Depth		*(5) ft BGS*	*(6-8) ft BGS*	*(6-8) ft BGS*	*(6-8) ft BGS*	*(8-10) ft BGS*	*(8-10) ft BGS*	*(8-10) ft BGS*	*(8.5) ft BGS*	*(8.5) ft BGS*	*(9) ft BGS*	*(10) ft BGS*	*(13.5) ft BGS*
Sample Type	*Units*												
Volatile Organic Compounds (VOCs)													
Acetone	mg/kg	-	-	-	-	-	-	-	-	-	-	-	-
Benzene	mg/kg	-	-	-	-	-	-	-	-	-	-	-	-
Benzyl alcohol	mg/kg	-	-	-	-	-	-	-	-	-	-	-	-
Bromodichloromethane	mg/kg	-	-	-	-	-	-	-	-	-	-	-	-
Bromoform	mg/kg	-	-	-	-	-	-	-	-	-	-	-	-
Bromomethane (Methyl bromide)	mg/kg	-	-	-	-	-	-	-	-	-	-	-	-
2-Butanone (Methyl ethyl ketone) (MEK)	mg/kg	-	-	-	-	-	-	-	-	-	-	-	-
Carbon disulfide	mg/kg	-	-	-	-	-	-	-	-	-	-	-	-
Carbon tetrachloride	mg/kg	-	-	-	-	-	-	-	-	-	-	-	-
4-Chloroaniline	mg/kg	-	-	-	-	-	-	-	-	-	-	-	-
Chlorobenzene	mg/kg	-	-	-	-	-	-	-	-	-	-	-	-
Chloroethane	mg/kg	-	-	-	-	-	-	-	-	-	-	-	-
2-Chloroethyl vinyl ether	mg/kg	-	-	-	-	-	-	-	-	-	-	-	-
Chloroform (Trichloromethane)	mg/kg	-	-	-	-	-	-	-	-	-	-	-	-
Chloromethane (Methyl chloride)	mg/kg	-	-	-	-	-	-	-	-	-	-	-	-
Cyclohexane	mg/kg	-	-	-	-	-	-	-	-	-	-	-	-
Dibenzofuran	mg/kg	-	-	-	-	-	-	-	-	-	-	-	-
1,2-Dibromo-3-chloropropane (DBCP)	mg/kg	-	-	-	-	-	-	-	-	-	-	-	-
Dibromochloromethane	mg/kg	-	-	-	-	-	-	-	-	-	-	-	-
1,2-Dibromoethane (Ethylene dibromide)	mg/kg	-	-	-	-	-	-	-	-	-	-	-	-
1,2-Dichlorobenzene	mg/kg	-	-	-	-	-	-	-	-	-	-	-	-
1,3-Dichlorobenzene	mg/kg	-	-	-	-	-	-	-	-	-	-	-	-
1,4-Dichlorobenzene	mg/kg	-	-	-	-	-	-	-	-	-	-	-	-
Dichlorodifluoromethane (CFC-12)	mg/kg	-	-	-	-	-	-	-	-	-	-	-	-
Dichloroethane	mg/kg	-	-	-	-	-	-	-	-	-	-	-	-
1,1-Dichloroethane	mg/kg	-	-	-	-	-	-	-	-	-	-	-	-
1,2-Dichloroethane	mg/kg	-	-	-	-	-	-	-	-	-	-	-	-
Dichloroethene	mg/kg	-	-	-	-	-	-	-	-	-	-	-	-
1,2-Dichloroethene (total)	mg/kg	-	-	-	-	-	-	-	-	-	-	-	-
1,1-Dichloroethene	mg/kg	-	-	-	-	-	-	-	-	-	-	-	-
cis-1,2-Dichloroethene	mg/kg	-	-	-	-	-	-	-	-	-	-	-	-
trans-1,2-Dichloroethene	mg/kg	-	-	-	-	-	-	-	-	-	-	-	-
1,2-Dichloropropane	mg/kg	-	-	-	-	-	-	-	-	-	-	-	-
cis-1,3-Dichloropropene	mg/kg	-	-	-	-	-	-	-	-	-	-	-	-
trans-1,3-Dichloropropene	mg/kg	-	-	-	-	-	-	-	-	-	-	-	-
Ethylbenzene	mg/kg	-	-	-	-	-	-	-	-	-	-	-	-
2-Hexanone	mg/kg	-	-	-	-	-	-	-	-	-	-	-	-
Isopropyl benzene	mg/kg	-	-	-	-	-	-	-	-	-	-	-	-
Methyl acetate	mg/kg	-	-	-	-	-	-	-	-	-	-	-	-
Methyl cyclohexane	mg/kg	-	-	-	-	-	-	-	-	-	-	-	-
Methyl tert butyl ether (MTBE)	mg/kg	-	-	-	-	-	-	-	-	-	-	-	-
4-Methyl-2-pentanone (MIBK)	mg/kg	-	-	-	-	-	-	-	-	-	-	-	-
Methylene chloride	mg/kg	-	-	-	-	-	-	-	-	-	-	-	-
Styrene	mg/kg	-	-	-	-	-	-	-	-	-	-	-	-
1,1,2,2-Tetrachloroethane	mg/kg	-	-	-	-	-	-	-	-	-	-	-	-
Tetrachloroethene	mg/kg	-	-	-	-	-	-	-	-	-	-	-	-

APPENDIX G.1

SOIL QUALITY DATA
RFI REPORT
FORMER MANUAL TRANSMISSIONS OF MUNCIE FACILITY
MUNCIE, INDIANA

AOI		*AOI 16*	*AOI 16*	*AOI 16*	*AOI 16*	*AOI 16*	*AOI 16*	*AOI 16*	*AOI 16*	*AOI 16*	*AOI 16*	*AOI 16*	*AOI 16*
Sample Location		*B-3*	*B-7*	*B-8*	*B-9*	*B-7*	*B-8*	*B-9*	*B-4*	*B-5*	*B-1*	*B-3*	*B-6*
Sample Identification		*2*	*4*	*4*	*4*	*5*	*5*	*5*	*2*	*3*	*2*	*3*	*3*
Sample Date		*6/1/1978*	*6/1/1978*	*6/1/1978*	*6/1/1978*	*6/1/1978*	*6/1/1978*	*6/1/1978*	*6/1/1978*	*6/1/1978*	*6/1/1978*	*6/1/1978*	*6/1/1978*
Sample Depth		*(5) ft BGS*	*(6-8) ft BGS*	*(6-8) ft BGS*	*(6-8) ft BGS*	*(8-10) ft BGS*	*(8-10) ft BGS*	*(8-10) ft BGS*	*(8.5) ft BGS*	*(8.5) ft BGS*	*(9) ft BGS*	*(10) ft BGS*	*(13.5) ft BGS*
Sample Type	*Units*												
VOCs (Continued)													
Toluene	mg/kg	-	-	-	-	-	-	-	-	-	-	-	-
1,2,4-Trichlorobenzene	mg/kg	-	-	-	-	-	-	-	-	-	-	-	-
Trichloroethane	mg/kg	-	-	-	-	-	-	-	-	-	-	-	-
1,1,1-Trichloroethane	mg/kg	-	-	-	-	-	-	-	-	-	-	-	-
1,1,2-Trichloroethane	mg/kg	-	-	-	-	-	-	-	-	-	-	-	-
Trichloroethene	mg/kg	-	-	-	-	-	-	-	-	-	-	-	-
Trichlorofluoromethane (CFC-11)	mg/kg	-	-	-	-	-	-	-	-	-	-	-	-
Trifluorotrichloroethane (Freon 113)	mg/kg	-	-	-	-	-	-	-	-	-	-	-	-
Vinyl acetate	mg/kg	-	-	-	-	-	-	-	-	-	-	-	-
Vinyl chloride	mg/kg	-	-	-	-	-	-	-	-	-	-	-	-
Xylenes (total)	mg/kg	-	-	-	-	-	-	-	-	-	-	-	-
Semi-Volatile Organic Compounds (SVOCs)													
Acenaphthene	mg/kg	-	-	-	-	-	-	-	-	-	-	-	-
Acenaphthylene	mg/kg	-	-	-	-	-	-	-	-	-	-	-	-
Acetophenone	mg/kg	-	-	-	-	-	-	-	-	-	-	-	-
Anthracene	mg/kg	-	-	-	-	-	-	-	-	-	-	-	-
Atrazine	mg/kg	-	-	-	-	-	-	-	-	-	-	-	-
Benzaldehyde	mg/kg	-	-	-	-	-	-	-	-	-	-	-	-
Benzo(a)anthracene	mg/kg	-	-	-	-	-	-	-	-	-	-	-	-
Benzo(a)pyrene	mg/kg	-	-	-	-	-	-	-	-	-	-	-	-
Benzo(b)fluoranthene	mg/kg	-	-	-	-	-	-	-	-	-	-	-	-
Benzo(g,h,i)perylene	mg/kg	-	-	-	-	-	-	-	-	-	-	-	-
Benzo(k)fluoranthene	mg/kg	-	-	-	-	-	-	-	-	-	-	-	-
Benzoic acid	mg/kg	-	-	-	-	-	-	-	-	-	-	-	-
Biphenyl (1,1-Biphenyl)	mg/kg	-	-	-	-	-	-	-	-	-	-	-	-
4-Bromophenyl phenyl ether	mg/kg	-	-	-	-	-	-	-	-	-	-	-	-
Butyl benzylphthalate (BBP)	mg/kg	-	-	-	-	-	-	-	-	-	-	-	-
Caprolactam	mg/kg	-	-	-	-	-	-	-	-	-	-	-	-
Carbazole	mg/kg	-	-	-	-	-	-	-	-	-	-	-	-
4-Chloro-3-methylphenol	mg/kg	-	-	-	-	-	-	-	-	-	-	-	-
4-Chloroaniline	mg/kg	-	-	-	-	-	-	-	-	-	-	-	-
bis(2-Chloroethoxy)methane	mg/kg	-	-	-	-	-	-	-	-	-	-	-	-
bis(2-Chloroethyl)ether	mg/kg	-	-	-	-	-	-	-	-	-	-	-	-
2-Chloronaphthalene	mg/kg	-	-	-	-	-	-	-	-	-	-	-	-
2-Chlorophenol	mg/kg	-	-	-	-	-	-	-	-	-	-	-	-
4-Chlorophenyl phenyl ether	mg/kg	-	-	-	-	-	-	-	-	-	-	-	-
Chrysene	mg/kg	-	-	-	-	-	-	-	-	-	-	-	-
Dibenz(a,h)anthracene	mg/kg	-	-	-	-	-	-	-	-	-	-	-	-
Dibenzofuran	mg/kg	-	-	-	-	-	-	-	-	-	-	-	-
1,2-Dichlorobenzene	mg/kg	-	-	-	-	-	-	-	-	-	-	-	-
1,3-Dichlorobenzene	mg/kg	-	-	-	-	-	-	-	-	-	-	-	-
1,4-Dichlorobenzene	mg/kg	-	-	-	-	-	-	-	-	-	-	-	-
3,3'-Dichlorobenzidine	mg/kg	-	-	-	-	-	-	-	-	-	-	-	-
2,4-Dichlorophenol	mg/kg	-	-	-	-	-	-	-	-	-	-	-	-

APPENDIX G.1

SOIL QUALITY DATA
RFI REPORT
FORMER MANUAL TRANSMISSIONS OF MUNCIE FACILITY
MUNCIE, INDIANA

AOI		*AOI 16*	*AOI 16*	*AOI 16*	*AOI 16*	*AOI 16*	*AOI 16*	*AOI 16*	*AOI 16*	*AOI 16*	*AOI 16*	*AOI 16*	*AOI 16*
Sample Location		*B-3*	*B-7*	*B-8*	*B-9*	*B-7*	*B-8*	*B-9*	*B-4*	*B-5*	*B-1*	*B-3*	*B-6*
Sample Identification		*2*	*4*	*4*	*4*	*5*	*5*	*5*	*2*	*3*	*2*	*3*	*3*
Sample Date		*6/1/1978*	*6/1/1978*	*6/1/1978*	*6/1/1978*	*6/1/1978*	*6/1/1978*	*6/1/1978*	*6/1/1978*	*6/1/1978*	*6/1/1978*	*6/1/1978*	*6/1/1978*
Sample Depth		*(5) ft BGS*	*(6-8) ft BGS*	*(6-8) ft BGS*	*(6-8) ft BGS*	*(8-10) ft BGS*	*(8-10) ft BGS*	*(8-10) ft BGS*	*(8.5) ft BGS*	*(8.5) ft BGS*	*(9) ft BGS*	*(10) ft BGS*	*(13.5) ft BGS*
Sample Type	*Units*												
SVOCs (Continued)													
Diethyl phthalate	mg/kg	-	-	-	-	-	-	-	-	-	-	-	-
Dimethyl phthalate	mg/kg	-	-	-	-	-	-	-	-	-	-	-	-
2,4-Dimethylphenol	mg/kg	-	-	-	-	-	-	-	-	-	-	-	-
Di-n-butylphthalate (DBP)	mg/kg	-	-	-	-	-	-	-	-	-	-	-	-
4,6-Dinitro-2-methylphenol	mg/kg	-	-	-	-	-	-	-	-	-	-	-	-
2,4-Dinitrophenol	mg/kg	-	-	-	-	-	-	-	-	-	-	-	-
2,4-Dinitrotoluene	mg/kg	-	-	-	-	-	-	-	-	-	-	-	-
2,6-Dinitrotoluene	mg/kg	-	-	-	-	-	-	-	-	-	-	-	-
Di-n-octyl phthalate (DnOP)	mg/kg	-	-	-	-	-	-	-	-	-	-	-	-
bis(2-Ethylhexyl)phthalate (DEHP)	mg/kg	-	-	-	-	-	-	-	-	-	-	-	-
Fluoranthene	mg/kg	-	-	-	-	-	-	-	-	-	-	-	-
Fluorene	mg/kg	-	-	-	-	-	-	-	-	-	-	-	-
Hexachlorobenzene	mg/kg	-	-	-	-	-	-	-	-	-	-	-	-
Hexachlorobutadiene	mg/kg	-	-	-	-	-	-	-	-	-	-	-	-
Hexachlorocyclopentadiene	mg/kg	-	-	-	-	-	-	-	-	-	-	-	-
Hexachloroethane	mg/kg	-	-	-	-	-	-	-	-	-	-	-	-
Indeno(1,2,3-cd)pyrene	mg/kg	-	-	-	-	-	-	-	-	-	-	-	-
Isophorone	mg/kg	-	-	-	-	-	-	-	-	-	-	-	-
2-Methylnaphthalene	mg/kg	-	-	-	-	-	-	-	-	-	-	-	-
2-Methylphenol	mg/kg	-	-	-	-	-	-	-	-	-	-	-	-
3&4-Methylphenol	mg/kg	-	-	-	-	-	-	-	-	-	-	-	-
4-Methylphenol	mg/kg	-	-	-	-	-	-	-	-	-	-	-	-
Naphthalene	mg/kg	-	-	-	-	-	-	-	-	-	-	-	-
2-Nitroaniline	mg/kg	-	-	-	-	-	-	-	-	-	-	-	-
3-Nitroaniline	mg/kg	-	-	-	-	-	-	-	-	-	-	-	-
4-Nitroaniline	mg/kg	-	-	-	-	-	-	-	-	-	-	-	-
Nitrobenzene	mg/kg	-	-	-	-	-	-	-	-	-	-	-	-
2-Nitrophenol	mg/kg	-	-	-	-	-	-	-	-	-	-	-	-
4-Nitrophenol	mg/kg	-	-	-	-	-	-	-	-	-	-	-	-
N-Nitrosodi-n-propylamine	mg/kg	-	-	-	-	-	-	-	-	-	-	-	-
N-Nitrosodiphenylamine	mg/kg	-	-	-	-	-	-	-	-	-	-	-	-
N-Nitrosodimethylamine	mg/kg	-	-	-	-	-	-	-	-	-	-	-	-
2,2'-Oxybis(1-chloropropane)	mg/kg	-	-	-	-	-	-	-	-	-	-	-	-
Pentachlorophenol	mg/kg	-	-	-	-	-	-	-	-	-	-	-	-
Phenanthrene	mg/kg	-	-	-	-	-	-	-	-	-	-	-	-
Phenol	mg/kg	-	-	-	-	-	-	-	0.32	0.2 U	0.2	U	0.66 U
Pyrene	mg/kg	-	-	-	-	-	-	-	-	-	-	-	-
1,2,4-Trichlorobenzene	mg/kg	-	-	-	-	-	-	-	-	-	-	-	-
2,4,5-Trichlorophenol	mg/kg	-	-	-	-	-	-	-	-	-	-	-	-
2,4,6-Trichlorophenol	mg/kg	-	-	-	-	-	-	-	-	-	-	-	-

APPENDIX G.1

SOIL QUALITY DATA
RFI REPORT
FORMER MANUAL TRANSMISSIONS OF MUNCIE FACILITY
MUNCIE, INDIANA

AOI		*AOI 16*	*AOI 16*	*AOI 16*	*AOI 16*	*AOI 16*	*AOI 16*	*AOI 16*	*AOI 16*	*AOI 16*	*AOI 16*	*AOI 16*	*AOI 16*
Sample Location		*B-3*	*B-7*	*B-8*	*B-9*	*B-7*	*B-8*	*B-9*	*B-4*	*B-5*	*B-1*	*B-3*	*B-6*
Sample Identification		*2*	*4*	*4*	*4*	*5*	*5*	*5*	*2*	*3*	*2*	*3*	*3*
Sample Date		*6/1/1978*	*6/1/1978*	*6/1/1978*	*6/1/1978*	*6/1/1978*	*6/1/1978*	*6/1/1978*	*6/1/1978*	*6/1/1978*	*6/1/1978*	*6/1/1978*	*6/1/1978*
Sample Depth		*(5) ft BGS*	*(6-8) ft BGS*	*(6-8) ft BGS*	*(6-8) ft BGS*	*(8-10) ft BGS*	*(8-10) ft BGS*	*(8-10) ft BGS*	*(8.5) ft BGS*	*(8.5) ft BGS*	*(9) ft BGS*	*(10) ft BGS*	*(13.5) ft BGS*
Sample Type	*Units*												
Polychlorinated Biphenyls (PCBs)													
Aroclor-1016 (PCB-1016)	mg/kg	-	-	-	-	-	-	-	-	-	-	-	-
Aroclor-1221 (PCB-1221)	mg/kg	-	-	-	-	-	-	-	-	-	-	-	-
Aroclor-1232 (PCB-1232)	mg/kg	-	-	-	-	-	-	-	-	-	-	-	-
Aroclor-1242 (PCB-1242)	mg/kg	-	-	-	-	-	-	-	-	-	-	-	-
Aroclor-1248 (PCB-1248)	mg/kg	-	-	-	-	-	-	-	-	-	-	-	-
Aroclor-1254 (PCB-1254)	mg/kg	-	-	-	-	-	-	-	-	-	-	-	-
Aroclor-1260 (PCB-1260)	mg/kg	-	-	-	-	-	-	-	-	-	-	-	-
Total PCBs	mg/kg	0.0071	0.0029	0.0039	0.0452	0.0098	0.0048	0.0131	0.0068	0.038	0.002 U	0.0033	0.114
Total Petroleum Hydrocarbons (TPH)													
Total Petroleum Hydrocarbons - Diesel	mg/kg	-	-	-	-	-	-	-	-	-	-	-	-
Total Petroleum Hydrocarbons - Gas	mg/kg	-	-	-	-	-	-	-	-	-	-	-	-
Total Petroleum Hydrocarbons - Oil	mg/kg	-	-	-	-	-	-	-	-	-	-	-	-
Total Petroleum Hydrocarbons	mg/kg	-	-	-	-	-	-	-	-	-	-	-	-
Total Petroleum Hydrocarbons - Purgeable (GRO)	mg/kg	-	-	-	-	-	-	-	-	-	-	-	-
Total Petroleum Hydrocarbons (C10-C20)	mg/kg	-	-	-	-	-	-	-	-	-	-	-	-
Total Petroleum Hydrocarbons (C20-C34)	mg/kg	-	-	-	-	-	-	-	-	-	-	-	-
Total Petroleum Hydrocarbons (C6-C10) GRO	mg/kg	-	-	-	-	-	-	-	-	-	-	-	-
Metals													
Aluminum	mg/kg	-	-	-	-	-	-	-	-	-	-	-	-
Antimony	mg/kg	-	-	-	-	-	-	-	-	-	-	-	-
Arsenic	mg/kg	-	1.27	1.29	0.66	0.98	1.61	1.27	0.96	0.42	0.05 U	U	0.88
Barium	mg/kg	-	-	-	-	-	-	-	-	-	-	-	-
Beryllium	mg/kg	-	-	-	-	-	-	-	-	-	-	-	-
Cadmium	mg/kg	2.5	**38**[a]	1.4	1.8	1.6	1	1.7	2	3 U	2.5	2.3	3
Calcium	mg/kg	-	-	-	-	-	-	-	-	-	-	-	-
Chromium	mg/kg	-	-	-	-	-	-	-	-	-	-	-	-
Chromium VI (hexavalent)	mg/kg	-	-	-	-	-	-	-	-	-	-	-	-
Cobalt	mg/kg	-	-	-	-	-	-	-	-	-	-	-	-
Copper	mg/kg	-	-	-	-	-	-	-	-	-	-	-	-
Iron	mg/kg	-	-	-	-	-	-	-	-	-	-	-	-
Lead	mg/kg	25	28	14	19	19	25	23	23	20	35	32	52
Magnesium	mg/kg	-	-	-	-	-	-	-	-	-	-	-	-
Manganese	mg/kg	-	-	-	-	-	-	-	-	-	-	-	-
Mercury	mg/kg	-	-	-	-	-	-	-	-	-	-	-	-
Nickel	mg/kg	-	-	-	-	-	-	-	-	-	-	-	-
Potassium	mg/kg	-	-	-	-	-	-	-	-	-	-	-	-
Selenium	mg/kg	-	-	-	-	-	-	-	-	-	-	-	-
Silver	mg/kg	-	-	-	-	-	-	-	-	-	-	-	-
Sodium	mg/kg	-	-	-	-	-	-	-	-	-	-	-	-
Thallium	mg/kg	-	-	-	-	-	-	-	-	-	-	-	-
Vanadium	mg/kg	-	-	-	-	-	-	-	-	-	-	-	-
Zinc	mg/kg	-	-	-	-	-	-	-	-	-	-	-	-

APPENDIX G.1

SOIL QUALITY DATA
RFI REPORT
FORMER MANUAL TRANSMISSIONS OF MUNCIE FACILITY
MUNCIE, INDIANA

AOI		*AOI 16*	*AOI 16*	*AOI 16*	*AOI 16*	*AOI 16*	*AOI 16*	*AOI 16*	*AOI 16*	*AOI 16*	*AOI 16*	*AOI 16*	*AOI 16*
Sample Location		*B-3*	*B-7*	*B-8*	*B-9*	*B-7*	*B-8*	*B-9*	*B-4*	*B-5*	*B-1*	*B-3*	*B-6*
Sample Identification		*2*	*4*	*4*	*4*	*5*	*5*	*5*	*2*	*3*	*2*	*3*	*3*
Sample Date		*6/1/1978*	*6/1/1978*	*6/1/1978*	*6/1/1978*	*6/1/1978*	*6/1/1978*	*6/1/1978*	*6/1/1978*	*6/1/1978*	*6/1/1978*	*6/1/1978*	*6/1/1978*
Sample Depth		*(5) ft BGS*	*(6-8) ft BGS*	*(6-8) ft BGS*	*(6-8) ft BGS*	*(8-10) ft BGS*	*(8-10) ft BGS*	*(8-10) ft BGS*	*(8.5) ft BGS*	*(8.5) ft BGS*	*(9) ft BGS*	*(10) ft BGS*	*(13.5) ft BGS*
Sample Type	*Units*												
General Chemistry													
Carbonate (as CaCO3)	mg/kg	-	11200	4500	5100	6200	3900	8200	-	-	-	-	-
Chloride	mg/kg	-	-	-	-	-	-	-	U	125	-	-	125
Chloride	s.u.	-	-	-	-	-	-	-	-	-	-	-	-
Cyanide (total)	mg/kg	-	-	-	-	-	-	-	-	-	-	-	-
N-Hexane extractable material	mg/kg	-	-	-	-	-	-	-	-	-	-	-	-
Percent moisture	%	-	-	-	-	-	-	-	-	-	-	-	-
pH	s.u.	-	8.2	8.4	8.2	8.3	8.2	7.9	7.9	7.5	9.1	U	7.9
Saturated aliphatic hydrocarbons	mg/kg	-	-	-	-	-	-	-	-	-	-	-	-
Sulfate	mg/kg	-	-	-	-	-	-	-	U	1604	-	-	535
Total solids	%	-	-	-	-	-	-	-	-	-	-	-	-

Notes

mg/kg - Milligrams per kilogram
"-" - No value
U - Not detected at the associated reporting limit
J - Estimated concentration
UJ - Not detected; associated reporting limit is estimated
R - Rejected
s.u. - Standard units
nc - No criteria
ND - Non Detect (calculation)
BOLD[abc] Concentration exceeds associated screening level
IDEM Appendix A: Screening Levels Remedation Closure Guide - March 25, 2014
a - Exceeds IDEM residential migration to ground water screening levels
b - Exceeds IDEM commercial/industrial direct contact screening levels
c - Exceeds IDEM excavation direct contact screening levels

APPENDIX G.1

SOIL QUALITY DATA
RFI REPORT
FORMER MANUAL TRANSMISSIONS OF MUNCIE FACILITY
MUNCIE, INDIANA

AOI		*AOI 16*	*AOI 16*	*AOI 16*	*AOI 16*	*AOI 16*	*AOI 16*	*AOI 16*	*AOI 16*	*AOI 16*	*AOI 16*	*AOI 16*	*AOI 16*
Sample Location		*B-2*	*B-3*	*B-7*	*B-8*	*B-9*	*B-4*	*B-5*	*B-1*	*B-3*	*B-6*	*B-1*	*B-2*
Sample Identification		*3*	*4*	*6*	*6*	*6*	*4*	*5*	*4*	*5*	*5*	*5*	*5*
Sample Date		*6/1/1978*	*6/1/1978*	*6/1/1978*	*6/1/1978*	*6/1/1978*	*6/1/1978*	*6/1/1978*	*6/1/1978*	*6/1/1978*	*6/1/1978*	*6/1/1978*	*6/1/1978*
Sample Depth		*(14) ft BGS*	*(15) ft BGS*	*(15-17) ft BGS*	*(15-17) ft BGS*	*(15-17) ft BGS*	*(18.5) ft BGS*	*(18.5) ft BGS*	*(19) ft BGS*	*(20) ft BGS*	*(23.5) ft BGS*	*(24) ft BGS*	*(24) ft BGS*
Sample Type	*Units*												
Volatile Organic Compounds (VOCs)													
Acetone	mg/kg	-	-	-	-	-	-	-	-	-	-	-	-
Benzene	mg/kg	-	-	-	-	-	-	-	-	-	-	-	-
Benzyl alcohol	mg/kg	-	-	-	-	-	-	-	-	-	-	-	-
Bromodichloromethane	mg/kg	-	-	-	-	-	-	-	-	-	-	-	-
Bromoform	mg/kg	-	-	-	-	-	-	-	-	-	-	-	-
Bromomethane (Methyl bromide)	mg/kg	-	-	-	-	-	-	-	-	-	-	-	-
2-Butanone (Methyl ethyl ketone) (MEK)	mg/kg	-	-	-	-	-	-	-	-	-	-	-	-
Carbon disulfide	mg/kg	-	-	-	-	-	-	-	-	-	-	-	-
Carbon tetrachloride	mg/kg	-	-	-	-	-	-	-	-	-	-	-	-
4-Chloroaniline	mg/kg	-	-	-	-	-	-	-	-	-	-	-	-
Chlorobenzene	mg/kg	-	-	-	-	-	-	-	-	-	-	-	-
Chloroethane	mg/kg	-	-	-	-	-	-	-	-	-	-	-	-
2-Chloroethyl vinyl ether	mg/kg	-	-	-	-	-	-	-	-	-	-	-	-
Chloroform (Trichloromethane)	mg/kg	-	-	-	-	-	-	-	-	-	-	-	-
Chloromethane (Methyl chloride)	mg/kg	-	-	-	-	-	-	-	-	-	-	-	-
Cyclohexane	mg/kg	-	-	-	-	-	-	-	-	-	-	-	-
Dibenzofuran	mg/kg	-	-	-	-	-	-	-	-	-	-	-	-
1,2-Dibromo-3-chloropropane (DBCP)	mg/kg	-	-	-	-	-	-	-	-	-	-	-	-
Dibromochloromethane	mg/kg	-	-	-	-	-	-	-	-	-	-	-	-
1,2-Dibromoethane (Ethylene dibromide)	mg/kg	-	-	-	-	-	-	-	-	-	-	-	-
1,2-Dichlorobenzene	mg/kg	-	-	-	-	-	-	-	-	-	-	-	-
1,3-Dichlorobenzene	mg/kg	-	-	-	-	-	-	-	-	-	-	-	-
1,4-Dichlorobenzene	mg/kg	-	-	-	-	-	-	-	-	-	-	-	-
Dichlorodifluoromethane (CFC-12)	mg/kg	-	-	-	-	-	-	-	-	-	-	-	-
Dichloroethane	mg/kg	-	-	-	-	-	-	-	-	-	-	-	-
1,1-Dichloroethane	mg/kg	-	-	-	-	-	-	-	-	-	-	-	-
1,2-Dichloroethane	mg/kg	-	-	-	-	-	-	-	-	-	-	-	-
Dichloroethene	mg/kg	-	-	-	-	-	-	-	-	-	-	-	-
1,2-Dichloroethene (total)	mg/kg	-	-	-	-	-	-	-	-	-	-	-	-
1,1-Dichloroethene	mg/kg	-	-	-	-	-	-	-	-	-	-	-	-
cis-1,2-Dichloroethene	mg/kg	-	-	-	-	-	-	-	-	-	-	-	-
trans-1,2-Dichloroethene	mg/kg	-	-	-	-	-	-	-	-	-	-	-	-
1,2-Dichloropropane	mg/kg	-	-	-	-	-	-	-	-	-	-	-	-
cis-1,3-Dichloropropene	mg/kg	-	-	-	-	-	-	-	-	-	-	-	-
trans-1,3-Dichloropropene	mg/kg	-	-	-	-	-	-	-	-	-	-	-	-
Ethylbenzene	mg/kg	-	-	-	-	-	-	-	-	-	-	-	-
2-Hexanone	mg/kg	-	-	-	-	-	-	-	-	-	-	-	-
Isopropyl benzene	mg/kg	-	-	-	-	-	-	-	-	-	-	-	-
Methyl acetate	mg/kg	-	-	-	-	-	-	-	-	-	-	-	-
Methyl cyclohexane	mg/kg	-	-	-	-	-	-	-	-	-	-	-	-
Methyl tert butyl ether (MTBE)	mg/kg	-	-	-	-	-	-	-	-	-	-	-	-
4-Methyl-2-pentanone (MIBK)	mg/kg	-	-	-	-	-	-	-	-	-	-	-	-
Methylene chloride	mg/kg	-	-	-	-	-	-	-	-	-	-	-	-
Styrene	mg/kg	-	-	-	-	-	-	-	-	-	-	-	-
1,1,2,2-Tetrachloroethane	mg/kg	-	-	-	-	-	-	-	-	-	-	-	-
Tetrachloroethene	mg/kg	-	-	-	-	-	-	-	-	-	-	-	-

APPENDIX G.1

SOIL QUALITY DATA
RFI REPORT
FORMER MANUAL TRANSMISSIONS OF MUNCIE FACILITY
MUNCIE, INDIANA

AOI		*AOI 16*	*AOI 16*	*AOI 16*	*AOI 16*	*AOI 16*	*AOI 16*	*AOI 16*	*AOI 16*	*AOI 16*	*AOI 16*	*AOI 16*	*AOI 16*
Sample Location		*B-2*	*B-3*	*B-7*	*B-8*	*B-9*	*B-4*	*B-5*	*B-1*	*B-3*	*B-6*	*B-1*	*B-2*
Sample Identification		*3*	*4*	*6*	*6*	*6*	*4*	*5*	*4*	*5*	*5*	*5*	*5*
Sample Date		*6/1/1978*	*6/1/1978*	*6/1/1978*	*6/1/1978*	*6/1/1978*	*6/1/1978*	*6/1/1978*	*6/1/1978*	*6/1/1978*	*6/1/1978*	*6/1/1978*	*6/1/1978*
Sample Depth		*(14) ft BGS*	*(15) ft BGS*	*(15-17) ft BGS*	*(15-17) ft BGS*	*(15-17) ft BGS*	*(18.5) ft BGS*	*(18.5) ft BGS*	*(19) ft BGS*	*(20) ft BGS*	*(23.5) ft BGS*	*(24) ft BGS*	*(24) ft BGS*
Sample Type	*Units*												
VOCs (Continued)													
Toluene	mg/kg	-	-	-	-	-	-	-	-	-	-	-	-
1,2,4-Trichlorobenzene	mg/kg	-	-	-	-	-	-	-	-	-	-	-	-
Trichloroethane	mg/kg	-	-	-	-	-	-	-	-	-	-	-	-
1,1,1-Trichloroethane	mg/kg	-	-	-	-	-	-	-	-	-	-	-	-
1,1,2-Trichloroethane	mg/kg	-	-	-	-	-	-	-	-	-	-	-	-
Trichloroethene	mg/kg	-	-	-	-	-	-	-	-	-	-	-	-
Trichlorofluoromethane (CFC-11)	mg/kg	-	-	-	-	-	-	-	-	-	-	-	-
Trifluorotrichloroethane (Freon 113)	mg/kg	-	-	-	-	-	-	-	-	-	-	-	-
Vinyl acetate	mg/kg	-	-	-	-	-	-	-	-	-	-	-	-
Vinyl chloride	mg/kg	-	-	-	-	-	-	-	-	-	-	-	-
Xylenes (total)	mg/kg	-	-	-	-	-	-	-	-	-	-	-	-
Semi-Volatile Organic Compounds (SVOCs)													
Acenaphthene	mg/kg	-	-	-	-	-	-	-	-	-	-	-	-
Acenaphthylene	mg/kg	-	-	-	-	-	-	-	-	-	-	-	-
Acetophenone	mg/kg	-	-	-	-	-	-	-	-	-	-	-	-
Anthracene	mg/kg	-	-	-	-	-	-	-	-	-	-	-	-
Atrazine	mg/kg	-	-	-	-	-	-	-	-	-	-	-	-
Benzaldehyde	mg/kg	-	-	-	-	-	-	-	-	-	-	-	-
Benzo(a)anthracene	mg/kg	-	-	-	-	-	-	-	-	-	-	-	-
Benzo(a)pyrene	mg/kg	-	-	-	-	-	-	-	-	-	-	-	-
Benzo(b)fluoranthene	mg/kg	-	-	-	-	-	-	-	-	-	-	-	-
Benzo(g,h,i)perylene	mg/kg	-	-	-	-	-	-	-	-	-	-	-	-
Benzo(k)fluoranthene	mg/kg	-	-	-	-	-	-	-	-	-	-	-	-
Benzoic acid	mg/kg	-	-	-	-	-	-	-	-	-	-	-	-
Biphenyl (1,1-Biphenyl)	mg/kg	-	-	-	-	-	-	-	-	-	-	-	-
4-Bromophenyl phenyl ether	mg/kg	-	-	-	-	-	-	-	-	-	-	-	-
Butyl benzylphthalate (BBP)	mg/kg	-	-	-	-	-	-	-	-	-	-	-	-
Caprolactam	mg/kg	-	-	-	-	-	-	-	-	-	-	-	-
Carbazole	mg/kg	-	-	-	-	-	-	-	-	-	-	-	-
4-Chloro-3-methylphenol	mg/kg	-	-	-	-	-	-	-	-	-	-	-	-
4-Chloroaniline	mg/kg	-	-	-	-	-	-	-	-	-	-	-	-
bis(2-Chloroethoxy)methane	mg/kg	-	-	-	-	-	-	-	-	-	-	-	-
bis(2-Chloroethyl)ether	mg/kg	-	-	-	-	-	-	-	-	-	-	-	-
2-Chloronaphthalene	mg/kg	-	-	-	-	-	-	-	-	-	-	-	-
2-Chlorophenol	mg/kg	-	-	-	-	-	-	-	-	-	-	-	-
4-Chlorophenyl phenyl ether	mg/kg	-	-	-	-	-	-	-	-	-	-	-	-
Chrysene	mg/kg	-	-	-	-	-	-	-	-	-	-	-	-
Dibenz(a,h)anthracene	mg/kg	-	-	-	-	-	-	-	-	-	-	-	-
Dibenzofuran	mg/kg	-	-	-	-	-	-	-	-	-	-	-	-
1,2-Dichlorobenzene	mg/kg	-	-	-	-	-	-	-	-	-	-	-	-
1,3-Dichlorobenzene	mg/kg	-	-	-	-	-	-	-	-	-	-	-	-
1,4-Dichlorobenzene	mg/kg	-	-	-	-	-	-	-	-	-	-	-	-
3,3'-Dichlorobenzidine	mg/kg	-	-	-	-	-	-	-	-	-	-	-	-
2,4-Dichlorophenol	mg/kg	-	-	-	-	-	-	-	-	-	-	-	-

APPENDIX G.1

SOIL QUALITY DATA
RFI REPORT
FORMER MANUAL TRANSMISSIONS OF MUNCIE FACILITY
MUNCIE, INDIANA

AOI		*AOI 16*	*AOI 16*	*AOI 16*	*AOI 16*	*AOI 16*	*AOI 16*	*AOI 16*	*AOI 16*	*AOI 16*	*AOI 16*	*AOI 16*	*AOI 16*
Sample Location		*B-2*	*B-3*	*B-7*	*B-8*	*B-9*	*B-4*	*B-5*	*B-1*	*B-3*	*B-6*	*B-1*	*B-2*
Sample Identification		*3*	*4*	*6*	*6*	*6*	*4*	*5*	*4*	*5*	*5*	*5*	*5*
Sample Date		*6/1/1978*	*6/1/1978*	*6/1/1978*	*6/1/1978*	*6/1/1978*	*6/1/1978*	*6/1/1978*	*6/1/1978*	*6/1/1978*	*6/1/1978*	*6/1/1978*	*6/1/1978*
Sample Depth		*(14) ft BGS*	*(15) ft BGS*	*(15-17) ft BGS*	*(15-17) ft BGS*	*(15-17) ft BGS*	*(18.5) ft BGS*	*(18.5) ft BGS*	*(19) ft BGS*	*(20) ft BGS*	*(23.5) ft BGS*	*(24) ft BGS*	*(24) ft BGS*
Sample Type	*Units*												
SVOCs (Continued)													
Diethyl phthalate	mg/kg	-	-	-	-	-	-	-	-	-	-	-	-
Dimethyl phthalate	mg/kg	-	-	-	-	-	-	-	-	-	-	-	-
2,4-Dimethylphenol	mg/kg	-	-	-	-	-	-	-	-	-	-	-	-
Di-n-butylphthalate (DBP)	mg/kg	-	-	-	-	-	-	-	-	-	-	-	-
4,6-Dinitro-2-methylphenol	mg/kg	-	-	-	-	-	-	-	-	-	-	-	-
2,4-Dinitrophenol	mg/kg	-	-	-	-	-	-	-	-	-	-	-	-
2,4-Dinitrotoluene	mg/kg	-	-	-	-	-	-	-	-	-	-	-	-
2,6-Dinitrotoluene	mg/kg	-	-	-	-	-	-	-	-	-	-	-	-
Di-n-octyl phthalate (DnOP)	mg/kg	-	-	-	-	-	-	-	-	-	-	-	-
bis(2-Ethylhexyl)phthalate (DEHP)	mg/kg	-	-	-	-	-	-	-	-	-	-	-	-
Fluoranthene	mg/kg	-	-	-	-	-	-	-	-	-	-	-	-
Fluorene	mg/kg	-	-	-	-	-	-	-	-	-	-	-	-
Hexachlorobenzene	mg/kg	-	-	-	-	-	-	-	-	-	-	-	-
Hexachlorobutadiene	mg/kg	-	-	-	-	-	-	-	-	-	-	-	-
Hexachlorocyclopentadiene	mg/kg	-	-	-	-	-	-	-	-	-	-	-	-
Hexachloroethane	mg/kg	-	-	-	-	-	-	-	-	-	-	-	-
Indeno(1,2,3-cd)pyrene	mg/kg	-	-	-	-	-	-	-	-	-	-	-	-
Isophorone	mg/kg	-	-	-	-	-	-	-	-	-	-	-	-
2-Methylnaphthalene	mg/kg	-	-	-	-	-	-	-	-	-	-	-	-
2-Methylphenol	mg/kg	-	-	-	-	-	-	-	-	-	-	-	-
3&4-Methylphenol	mg/kg	-	-	-	-	-	-	-	-	-	-	-	-
4-Methylphenol	mg/kg	-	-	-	-	-	-	-	-	-	-	-	-
Naphthalene	mg/kg	-	-	-	-	-	-	-	-	-	-	-	-
2-Nitroaniline	mg/kg	-	-	-	-	-	-	-	-	-	-	-	-
3-Nitroaniline	mg/kg	-	-	-	-	-	-	-	-	-	-	-	-
4-Nitroaniline	mg/kg	-	-	-	-	-	-	-	-	-	-	-	-
Nitrobenzene	mg/kg	-	-	-	-	-	-	-	-	-	-	-	-
2-Nitrophenol	mg/kg	-	-	-	-	-	-	-	-	-	-	-	-
4-Nitrophenol	mg/kg	-	-	-	-	-	-	-	-	-	-	-	-
N-Nitrosodi-n-propylamine	mg/kg	-	-	-	-	-	-	-	-	-	-	-	-
N-Nitrosodiphenylamine	mg/kg	-	-	-	-	-	-	-	-	-	-	-	-
N-Nitrosodimethylamine	mg/kg	-	-	-	-	-	-	-	-	-	-	-	-
2,2'-Oxybis(1-chloropropane)	mg/kg	-	-	-	-	-	-	-	-	-	-	-	-
Pentachlorophenol	mg/kg	-	-	-	-	-	-	-	-	-	-	-	-
Phenanthrene	mg/kg	-	-	-	-	-	-	-	-	-	-	-	-
Phenol	mg/kg	1.47	-	-	-	-	0.41	0.43 U	0.24 U	1.16 U	0.2	0.19 U	2.71
Pyrene	mg/kg	-	-	-	-	-	-	-	-	-	-	-	-
1,2,4-Trichlorobenzene	mg/kg	-	-	-	-	-	-	-	-	-	-	-	-
2,4,5-Trichlorophenol	mg/kg	-	-	-	-	-	-	-	-	-	-	-	-
2,4,6-Trichlorophenol	mg/kg	-	-	-	-	-	-	-	-	-	-	-	-

APPENDIX G.1

SOIL QUALITY DATA
RFI REPORT
FORMER MANUAL TRANSMISSIONS OF MUNCIE FACILITY
MUNCIE, INDIANA

AOI		*AOI 16*	*AOI 16*	*AOI 16*	*AOI 16*	*AOI 16*	*AOI 16*	*AOI 16*	*AOI 16*	*AOI 16*	*AOI 16*	*AOI 16*	*AOI 16*
Sample Location		*B-2*	*B-3*	*B-7*	*B-8*	*B-9*	*B-4*	*B-5*	*B-1*	*B-3*	*B-6*	*B-1*	*B-2*
Sample Identification		*3*	*4*	*6*	*6*	*6*	*4*	*5*	*4*	*5*	*5*	*5*	*5*
Sample Date		*6/1/1978*	*6/1/1978*	*6/1/1978*	*6/1/1978*	*6/1/1978*	*6/1/1978*	*6/1/1978*	*6/1/1978*	*6/1/1978*	*6/1/1978*	*6/1/1978*	*6/1/1978*
Sample Depth		*(14) ft BGS*	*(15) ft BGS*	*(15-17) ft BGS*	*(15-17) ft BGS*	*(15-17) ft BGS*	*(18.5) ft BGS*	*(18.5) ft BGS*	*(19) ft BGS*	*(20) ft BGS*	*(23.5) ft BGS*	*(24) ft BGS*	*(24) ft BGS*
Sample Type	*Units*												
Polychlorinated Biphenyls (PCBs)													
Aroclor-1016 (PCB-1016)	mg/kg	-	-	-	-	-	-	-	-	-	-	-	-
Aroclor-1221 (PCB-1221)	mg/kg	-	-	-	-	-	-	-	-	-	-	-	-
Aroclor-1232 (PCB-1232)	mg/kg	-	-	-	-	-	-	-	-	-	-	-	-
Aroclor-1242 (PCB-1242)	mg/kg	-	-	-	-	-	-	-	-	-	-	-	-
Aroclor-1248 (PCB-1248)	mg/kg	-	-	-	-	-	-	-	-	-	-	-	-
Aroclor-1254 (PCB-1254)	mg/kg	-	-	-	-	-	-	-	-	-	-	-	-
Aroclor-1260 (PCB-1260)	mg/kg	-	-	-	-	-	-	-	-	-	-	-	-
Total PCBs	mg/kg	0.102	0.05	0.0364	0.0561	0.011	0.03	0.041	0.02	0.022	U	0.015	0.41
Total Petroleum Hydrocarbons (TPH)													
Total Petroleum Hydrocarbons - Diesel	mg/kg	-	-	-	-	-	-	-	-	-	-	-	-
Total Petroleum Hydrocarbons - Gas	mg/kg	-	-	-	-	-	-	-	-	-	-	-	-
Total Petroleum Hydrocarbons - Oil	mg/kg	-	-	-	-	-	-	-	-	-	-	-	-
Total Petroleum Hydrocarbons	mg/kg	-	-	-	-	-	-	-	-	-	-	-	-
Total Petroleum Hydrocarbons - Purgeable (GRO)	mg/kg	-	-	-	-	-	-	-	-	-	-	-	-
Total Petroleum Hydrocarbons (C10-C20)	mg/kg	-	-	-	-	-	-	-	-	-	-	-	-
Total Petroleum Hydrocarbons (C20-C34)	mg/kg	-	-	-	-	-	-	-	-	-	-	-	-
Total Petroleum Hydrocarbons (C6-C10) GRO	mg/kg	-	-	-	-	-	-	-	-	-	-	-	-
Metals													
Aluminum	mg/kg	-	-	-	-	-	-	-	-	-	-	-	-
Antimony	mg/kg	-	-	-	-	-	-	-	-	-	-	-	-
Arsenic	mg/kg	**6.4**[a]	-	0.58	1.11	2.45	0.43	1.08	0.36	1.11	1.39	0.76	0.5
Barium	mg/kg	-	-	-	-	-	-	-	-	-	-	-	-
Beryllium	mg/kg	-	-	-	-	-	-	-	-	-	-	-	-
Cadmium	mg/kg	**21**[a]	2.3	1.4	2	3.7	2.3	5.9	3	1.7	3	2.9	3.8
Calcium	mg/kg	-	-	-	-	-	-	-	-	-	-	-	-
Chromium	mg/kg	-	-	-	-	-	-	-	-	-	-	-	-
Chromium VI (hexavalent)	mg/kg	-	-	-	-	-	-	-	-	-	-	-	-
Cobalt	mg/kg	-	-	-	-	-	-	-	-	-	-	-	-
Copper	mg/kg	-	-	-	-	-	-	-	-	-	-	-	-
Iron	mg/kg	-	-	-	-	-	-	-	-	-	-	-	-
Lead	mg/kg	50	34	29	17	22	20	34	28	34	44	130	90
Magnesium	mg/kg	-	-	-	-	-	-	-	-	-	-	-	-
Manganese	mg/kg	-	-	-	-	-	-	-	-	-	-	-	-
Mercury	mg/kg	-	-	-	-	-	-	-	-	-	-	-	-
Nickel	mg/kg	-	-	-	-	-	-	-	-	-	-	-	-
Potassium	mg/kg	-	-	-	-	-	-	-	-	-	-	-	-
Selenium	mg/kg	-	-	-	-	-	-	-	-	-	-	-	-
Silver	mg/kg	-	-	-	-	-	-	-	-	-	-	-	-
Sodium	mg/kg	-	-	-	-	-	-	-	-	-	-	-	-
Thallium	mg/kg	-	-	-	-	-	-	-	-	-	-	-	-
Vanadium	mg/kg	-	-	-	-	-	-	-	-	-	-	-	-
Zinc	mg/kg	-	-	-	-	-	-	-	-	-	-	-	-

APPENDIX G.1

SOIL QUALITY DATA
RFI REPORT
FORMER MANUAL TRANSMISSIONS OF MUNCIE FACILITY
MUNCIE, INDIANA

AOI		***AOI 16***	***AOI 16***	***AOI 16***	***AOI 16***	***AOI 16***	***AOI 16***	***AOI 16***	***AOI 16***	***AOI 16***	***AOI 16***	***AOI 16***	***AOI 16***
Sample Location		***B-2***	***B-3***	***B-7***	***B-8***	***B-9***	***B-4***	***B-5***	***B-1***	***B-3***	***B-6***	***B-1***	***B-2***
Sample Identification		***3***	***4***	***6***	***6***	***6***	***4***	***5***	***4***	***5***	***5***	***5***	***5***
Sample Date		***6/1/1978***	***6/1/1978***	***6/1/1978***	***6/1/1978***	***6/1/1978***	***6/1/1978***	***6/1/1978***	***6/1/1978***	***6/1/1978***	***6/1/1978***	***6/1/1978***	***6/1/1978***
Sample Depth		***(14) ft BGS***	***(15) ft BGS***	***(15-17) ft BGS***	***(15-17) ft BGS***	***(15-17) ft BGS***	***(18.5) ft BGS***	***(18.5) ft BGS***	***(19) ft BGS***	***(20) ft BGS***	***(23.5) ft BGS***	***(24) ft BGS***	***(24) ft BGS***
Sample Type	***Units***												
General Chemistry													
Carbonate (as CaCO3)	mg/kg	-	-	7100	21500	3900	-	-	-	-	-	-	-
Chloride	mg/kg	354	-	-	-	-	U	185	-	277	250	376	625
Chloride	s.u.	-	-	-	-	-	-	-	-	-	-	-	-
Cyanide (total)	mg/kg	-	-	-	-	-	-	-	-	-	-	-	-
N-Hexane extractable material	mg/kg	-	-	-	-	-	-	-	-	-	-	-	-
Percent moisture	%	-	-	-	-	-	-	-	-	-	-	-	-
pH	s.u.	8	-	8.2	8.5	8	8	7.7	8.6	7.9	7.5	7.8	U
Saturated aliphatic hydrocarbons	mg/kg	-	-	-	-	-	-	-	-	-	-	-	-
Sulfate	mg/kg	1276	-	-	-	-	U	1235	-	741	2140	1358	1235
Total solids	%	-	-	-	-	-	-	-	-	-	-	-	-

Notes

mg/kg - Milligrams per kilogram
"-" - No value
U - Not detected at the associated reporting limit
J - Estimated concentration
UJ - Not detected; associated reporting limit is estimated
R - Rejected
s.u. - Standard units
nc - No criteria
ND - Non Detect (calculation)
BOLD[abc] Concentration exceeds associated screening level
IDEM Appendix A: Screening Levels Remedation Closure Guide - March 25, 2014
a - Exceeds IDEM residential migration to ground water screening levels
b - Exceeds IDEM commercial/industrial direct contact screening levels
c - Exceeds IDEM excavation direct contact screening levels

APPENDIX G.1

SOIL QUALITY DATA
RFI REPORT
FORMER MANUAL TRANSMISSIONS OF MUNCIE FACILITY
MUNCIE, INDIANA

AOI		*AOI 16*	*AOI 16*	*AOI 16*	*AOI 16*	*AOI 16*	*AOI 16*	*AOI 16*	*AOI 16*	*AOI 16*	*AOI 16*	*AOI 16*	*AOI 16*
Sample Location		*B-5*	*B-3*	*B-4*	*B-5*	*B-6*	*B-1*	*B-2*	*B-5*	*B-6*	*B-3*	*B-4*	*B-6*
Sample Identification		*7*	*7*	*7*	*8*	*7*	*7*	*7*	*9*	*8*	*9*	*9*	*10*
Sample Date		*6/1/1978*	*6/1/1978*	*6/1/1978*	*6/1/1978*	*6/1/1978*	*6/1/1978*	*6/1/1978*	*6/1/1978*	*6/1/1978*	*6/1/1978*	*6/1/1978*	*6/1/1978*
Sample Depth		*(28.5) ft BGS*	*(30) ft BGS*	*(33.5) ft BGS*	*(33.5) ft BGS*	*(33.5) ft BGS*	*(34) ft BGS*	*(34) ft BGS*	*(38.5) ft BGS*	*(38.5) ft BGS*	*(40) ft BGS*	*(43.5) ft BGS*	*(43.5) ft BGS*
Sample Type	*Units*												
Volatile Organic Compounds (VOCs)													
Acetone	mg/kg	-	-	-	-	-	-	-	-	-	-	-	-
Benzene	mg/kg	-	-	-	-	-	-	-	-	-	-	-	-
Benzyl alcohol	mg/kg	-	-	-	-	-	-	-	-	-	-	-	-
Bromodichloromethane	mg/kg	-	-	-	-	-	-	-	-	-	-	-	-
Bromoform	mg/kg	-	-	-	-	-	-	-	-	-	-	-	-
Bromomethane (Methyl bromide)	mg/kg	-	-	-	-	-	-	-	-	-	-	-	-
2-Butanone (Methyl ethyl ketone) (MEK)	mg/kg	-	-	-	-	-	-	-	-	-	-	-	-
Carbon disulfide	mg/kg	-	-	-	-	-	-	-	-	-	-	-	-
Carbon tetrachloride	mg/kg	-	-	-	-	-	-	-	-	-	-	-	-
4-Chloroaniline	mg/kg	-	-	-	-	-	-	-	-	-	-	-	-
Chlorobenzene	mg/kg	-	-	-	-	-	-	-	-	-	-	-	-
Chloroethane	mg/kg	-	-	-	-	-	-	-	-	-	-	-	-
2-Chloroethyl vinyl ether	mg/kg	-	-	-	-	-	-	-	-	-	-	-	-
Chloroform (Trichloromethane)	mg/kg	-	-	-	-	-	-	-	-	-	-	-	-
Chloromethane (Methyl chloride)	mg/kg	-	-	-	-	-	-	-	-	-	-	-	-
Cyclohexane	mg/kg	-	-	-	-	-	-	-	-	-	-	-	-
Dibenzofuran	mg/kg	-	-	-	-	-	-	-	-	-	-	-	-
1,2-Dibromo-3-chloropropane (DBCP)	mg/kg	-	-	-	-	-	-	-	-	-	-	-	-
Dibromochloromethane	mg/kg	-	-	-	-	-	-	-	-	-	-	-	-
1,2-Dibromoethane (Ethylene dibromide)	mg/kg	-	-	-	-	-	-	-	-	-	-	-	-
1,2-Dichlorobenzene	mg/kg	-	-	-	-	-	-	-	-	-	-	-	-
1,3-Dichlorobenzene	mg/kg	-	-	-	-	-	-	-	-	-	-	-	-
1,4-Dichlorobenzene	mg/kg	-	-	-	-	-	-	-	-	-	-	-	-
Dichlorodifluoromethane (CFC-12)	mg/kg	-	-	-	-	-	-	-	-	-	-	-	-
Dichloroethane	mg/kg	-	-	-	-	-	-	-	-	-	-	-	-
1,1-Dichloroethane	mg/kg	-	-	-	-	-	-	-	-	-	-	-	-
1,2-Dichloroethane	mg/kg	-	-	-	-	-	-	-	-	-	-	-	-
Dichloroethene	mg/kg	-	-	-	-	-	-	-	-	-	-	-	-
1,2-Dichloroethene (total)	mg/kg	-	-	-	-	-	-	-	-	-	-	-	-
1,1-Dichloroethene	mg/kg	-	-	-	-	-	-	-	-	-	-	-	-
cis-1,2-Dichloroethene	mg/kg	-	-	-	-	-	-	-	-	-	-	-	-
trans-1,2-Dichloroethene	mg/kg	-	-	-	-	-	-	-	-	-	-	-	-
1,2-Dichloropropane	mg/kg	-	-	-	-	-	-	-	-	-	-	-	-
cis-1,3-Dichloropropene	mg/kg	-	-	-	-	-	-	-	-	-	-	-	-
trans-1,3-Dichloropropene	mg/kg	-	-	-	-	-	-	-	-	-	-	-	-
Ethylbenzene	mg/kg	-	-	-	-	-	-	-	-	-	-	-	-
2-Hexanone	mg/kg	-	-	-	-	-	-	-	-	-	-	-	-
Isopropyl benzene	mg/kg	-	-	-	-	-	-	-	-	-	-	-	-
Methyl acetate	mg/kg	-	-	-	-	-	-	-	-	-	-	-	-
Methyl cyclohexane	mg/kg	-	-	-	-	-	-	-	-	-	-	-	-
Methyl tert butyl ether (MTBE)	mg/kg	-	-	-	-	-	-	-	-	-	-	-	-
4-Methyl-2-pentanone (MIBK)	mg/kg	-	-	-	-	-	-	-	-	-	-	-	-
Methylene chloride	mg/kg	-	-	-	-	-	-	-	-	-	-	-	-
Styrene	mg/kg	-	-	-	-	-	-	-	-	-	-	-	-
1,1,2,2-Tetrachloroethane	mg/kg	-	-	-	-	-	-	-	-	-	-	-	-
Tetrachloroethene	mg/kg	-	-	-	-	-	-	-	-	-	-	-	-

APPENDIX G.1

SOIL QUALITY DATA
RFI REPORT
FORMER MANUAL TRANSMISSIONS OF MUNCIE FACILITY
MUNCIE, INDIANA

AOI		*AOI 16*	*AOI 16*	*AOI 16*	*AOI 16*	*AOI 16*	*AOI 16*	*AOI 16*	*AOI 16*	*AOI 16*	*AOI 16*	*AOI 16*	*AOI 16*
Sample Location		*B-5*	*B-3*	*B-4*	*B-5*	*B-6*	*B-1*	*B-2*	*B-5*	*B-6*	*B-3*	*B-4*	*B-6*
Sample Identification		*7*	*7*	*7*	*8*	*7*	*7*	*7*	*9*	*8*	*9*	*9*	*10*
Sample Date		*6/1/1978*	*6/1/1978*	*6/1/1978*	*6/1/1978*	*6/1/1978*	*6/1/1978*	*6/1/1978*	*6/1/1978*	*6/1/1978*	*6/1/1978*	*6/1/1978*	*6/1/1978*
Sample Depth		*(28.5) ft BGS*	*(30) ft BGS*	*(33.5) ft BGS*	*(33.5) ft BGS*	*(33.5) ft BGS*	*(34) ft BGS*	*(34) ft BGS*	*(38.5) ft BGS*	*(38.5) ft BGS*	*(40) ft BGS*	*(43.5) ft BGS*	*(43.5) ft BGS*
Sample Type	*Units*												
VOCs (Continued)													
Toluene	mg/kg	-	-	-	-	-	-	-	-	-	-	-	-
1,2,4-Trichlorobenzene	mg/kg	-	-	-	-	-	-	-	-	-	-	-	-
Trichloroethane	mg/kg	-	-	-	-	-	-	-	-	-	-	-	-
1,1,1-Trichloroethane	mg/kg	-	-	-	-	-	-	-	-	-	-	-	-
1,1,2-Trichloroethane	mg/kg	-	-	-	-	-	-	-	-	-	-	-	-
Trichloroethene	mg/kg	-	-	-	-	-	-	-	-	-	-	-	-
Trichlorofluoromethane (CFC-11)	mg/kg	-	-	-	-	-	-	-	-	-	-	-	-
Trifluorotrichloroethane (Freon 113)	mg/kg	-	-	-	-	-	-	-	-	-	-	-	-
Vinyl acetate	mg/kg	-	-	-	-	-	-	-	-	-	-	-	-
Vinyl chloride	mg/kg	-	-	-	-	-	-	-	-	-	-	-	-
Xylenes (total)	mg/kg	-	-	-	-	-	-	-	-	-	-	-	-
Semi-Volatile Organic Compounds (SVOCs)													
Acenaphthene	mg/kg	-	-	-	-	-	-	-	-	-	-	-	-
Acenaphthylene	mg/kg	-	-	-	-	-	-	-	-	-	-	-	-
Acetophenone	mg/kg	-	-	-	-	-	-	-	-	-	-	-	-
Anthracene	mg/kg	-	-	-	-	-	-	-	-	-	-	-	-
Atrazine	mg/kg	-	-	-	-	-	-	-	-	-	-	-	-
Benzaldehyde	mg/kg	-	-	-	-	-	-	-	-	-	-	-	-
Benzo(a)anthracene	mg/kg	-	-	-	-	-	-	-	-	-	-	-	-
Benzo(a)pyrene	mg/kg	-	-	-	-	-	-	-	-	-	-	-	-
Benzo(b)fluoranthene	mg/kg	-	-	-	-	-	-	-	-	-	-	-	-
Benzo(g,h,i)perylene	mg/kg	-	-	-	-	-	-	-	-	-	-	-	-
Benzo(k)fluoranthene	mg/kg	-	-	-	-	-	-	-	-	-	-	-	-
Benzoic acid	mg/kg	-	-	-	-	-	-	-	-	-	-	-	-
Biphenyl (1,1-Biphenyl)	mg/kg	-	-	-	-	-	-	-	-	-	-	-	-
4-Bromophenyl phenyl ether	mg/kg	-	-	-	-	-	-	-	-	-	-	-	-
Butyl benzylphthalate (BBP)	mg/kg	-	-	-	-	-	-	-	-	-	-	-	-
Caprolactam	mg/kg	-	-	-	-	-	-	-	-	-	-	-	-
Carbazole	mg/kg	-	-	-	-	-	-	-	-	-	-	-	-
4-Chloro-3-methylphenol	mg/kg	-	-	-	-	-	-	-	-	-	-	-	-
4-Chloroaniline	mg/kg	-	-	-	-	-	-	-	-	-	-	-	-
bis(2-Chloroethoxy)methane	mg/kg	-	-	-	-	-	-	-	-	-	-	-	-
bis(2-Chloroethyl)ether	mg/kg	-	-	-	-	-	-	-	-	-	-	-	-
2-Chloronaphthalene	mg/kg	-	-	-	-	-	-	-	-	-	-	-	-
2-Chlorophenol	mg/kg	-	-	-	-	-	-	-	-	-	-	-	-
4-Chlorophenyl phenyl ether	mg/kg	-	-	-	-	-	-	-	-	-	-	-	-
Chrysene	mg/kg	-	-	-	-	-	-	-	-	-	-	-	-
Dibenz(a,h)anthracene	mg/kg	-	-	-	-	-	-	-	-	-	-	-	-
Dibenzofuran	mg/kg	-	-	-	-	-	-	-	-	-	-	-	-
1,2-Dichlorobenzene	mg/kg	-	-	-	-	-	-	-	-	-	-	-	-
1,3-Dichlorobenzene	mg/kg	-	-	-	-	-	-	-	-	-	-	-	-
1,4-Dichlorobenzene	mg/kg	-	-	-	-	-	-	-	-	-	-	-	-
3,3'-Dichlorobenzidine	mg/kg	-	-	-	-	-	-	-	-	-	-	-	-
2,4-Dichlorophenol	mg/kg	-	-	-	-	-	-	-	-	-	-	-	-

APPENDIX G.1

SOIL QUALITY DATA
RFI REPORT
FORMER MANUAL TRANSMISSIONS OF MUNCIE FACILITY
MUNCIE, INDIANA

AOI		*AOI 16*	*AOI 16*	*AOI 16*	*AOI 16*	*AOI 16*	*AOI 16*	*AOI 16*	*AOI 16*	*AOI 16*	*AOI 16*	*AOI 16*	*AOI 16*
Sample Location		*B-5*	*B-3*	*B-4*	*B-5*	*B-6*	*B-1*	*B-2*	*B-5*	*B-6*	*B-3*	*B-4*	*B-6*
Sample Identification		*7*	*7*	*7*	*8*	*7*	*7*	*7*	*9*	*8*	*9*	*9*	*10*
Sample Date		*6/1/1978*	*6/1/1978*	*6/1/1978*	*6/1/1978*	*6/1/1978*	*6/1/1978*	*6/1/1978*	*6/1/1978*	*6/1/1978*	*6/1/1978*	*6/1/1978*	*6/1/1978*
Sample Depth		*(28.5) ft BGS*	*(30) ft BGS*	*(33.5) ft BGS*	*(33.5) ft BGS*	*(33.5) ft BGS*	*(34) ft BGS*	*(34) ft BGS*	*(38.5) ft BGS*	*(38.5) ft BGS*	*(40) ft BGS*	*(43.5) ft BGS*	*(43.5) ft BGS*
Sample Type	*Units*												
SVOCs (Continued)													
Diethyl phthalate	mg/kg	-	-	-	-	-	-	-	-	-	-	-	-
Dimethyl phthalate	mg/kg	-	-	-	-	-	-	-	-	-	-	-	-
2,4-Dimethylphenol	mg/kg	-	-	-	-	-	-	-	-	-	-	-	-
Di-n-butylphthalate (DBP)	mg/kg	-	-	-	-	-	-	-	-	-	-	-	-
4,6-Dinitro-2-methylphenol	mg/kg	-	-	-	-	-	-	-	-	-	-	-	-
2,4-Dinitrophenol	mg/kg	-	-	-	-	-	-	-	-	-	-	-	-
2,4-Dinitrotoluene	mg/kg	-	-	-	-	-	-	-	-	-	-	-	-
2,6-Dinitrotoluene	mg/kg	-	-	-	-	-	-	-	-	-	-	-	-
Di-n-octyl phthalate (DnOP)	mg/kg	-	-	-	-	-	-	-	-	-	-	-	-
bis(2-Ethylhexyl)phthalate (DEHP)	mg/kg	-	-	-	-	-	-	-	-	-	-	-	-
Fluoranthene	mg/kg	-	-	-	-	-	-	-	-	-	-	-	-
Fluorene	mg/kg	-	-	-	-	-	-	-	-	-	-	-	-
Hexachlorobenzene	mg/kg	-	-	-	-	-	-	-	-	-	-	-	-
Hexachlorobutadiene	mg/kg	-	-	-	-	-	-	-	-	-	-	-	-
Hexachlorocyclopentadiene	mg/kg	-	-	-	-	-	-	-	-	-	-	-	-
Hexachloroethane	mg/kg	-	-	-	-	-	-	-	-	-	-	-	-
Indeno(1,2,3-cd)pyrene	mg/kg	-	-	-	-	-	-	-	-	-	-	-	-
Isophorone	mg/kg	-	-	-	-	-	-	-	-	-	-	-	-
2-Methylnaphthalene	mg/kg	-	-	-	-	-	-	-	-	-	-	-	-
2-Methylphenol	mg/kg	-	-	-	-	-	-	-	-	-	-	-	-
3&4-Methylphenol	mg/kg	-	-	-	-	-	-	-	-	-	-	-	-
4-Methylphenol	mg/kg	-	-	-	-	-	-	-	-	-	-	-	-
Naphthalene	mg/kg	-	-	-	-	-	-	-	-	-	-	-	-
2-Nitroaniline	mg/kg	-	-	-	-	-	-	-	-	-	-	-	-
3-Nitroaniline	mg/kg	-	-	-	-	-	-	-	-	-	-	-	-
4-Nitroaniline	mg/kg	-	-	-	-	-	-	-	-	-	-	-	-
Nitrobenzene	mg/kg	-	-	-	-	-	-	-	-	-	-	-	-
2-Nitrophenol	mg/kg	-	-	-	-	-	-	-	-	-	-	-	-
4-Nitrophenol	mg/kg	-	-	-	-	-	-	-	-	-	-	-	-
N-Nitrosodi-n-propylamine	mg/kg	-	-	-	-	-	-	-	-	-	-	-	-
N-Nitrosodiphenylamine	mg/kg	-	-	-	-	-	-	-	-	-	-	-	-
N-Nitrosodimethylamine	mg/kg	-	-	-	-	-	-	-	-	-	-	-	-
2,2'-Oxybis(1-chloropropane)	mg/kg	-	-	-	-	-	-	-	-	-	-	-	-
Pentachlorophenol	mg/kg	-	-	-	-	-	-	-	-	-	-	-	-
Phenanthrene	mg/kg	-	-	-	-	-	-	-	-	-	-	-	-
Phenol	mg/kg	0.33	0.19 U	0.47	0.2 U	0.18 U	0.51 U	0.42	0.2 U	0.19 U	0.19 U	0.19	U
Pyrene	mg/kg	-	-	-	-	-	-	-	-	-	-	-	-
1,2,4-Trichlorobenzene	mg/kg	-	-	-	-	-	-	-	-	-	-	-	-
2,4,5-Trichlorophenol	mg/kg	-	-	-	-	-	-	-	-	-	-	-	-
2,4,6-Trichlorophenol	mg/kg	-	-	-	-	-	-	-	-	-	-	-	-

APPENDIX G.1

SOIL QUALITY DATA
RFI REPORT
FORMER MANUAL TRANSMISSIONS OF MUNCIE FACILITY
MUNCIE, INDIANA

AOI		*AOI 16*	*AOI 16*	*AOI 16*	*AOI 16*	*AOI 16*	*AOI 16*	*AOI 16*	*AOI 16*	*AOI 16*	*AOI 16*	*AOI 16*	*AOI 16*
Sample Location		*B-5*	*B-3*	*B-4*	*B-5*	*B-6*	*B-1*	*B-2*	*B-5*	*B-6*	*B-3*	*B-4*	*B-6*
Sample Identification		*7*	*7*	*7*	*8*	*7*	*7*	*7*	*9*	*8*	*9*	*9*	*10*
Sample Date		*6/1/1978*	*6/1/1978*	*6/1/1978*	*6/1/1978*	*6/1/1978*	*6/1/1978*	*6/1/1978*	*6/1/1978*	*6/1/1978*	*6/1/1978*	*6/1/1978*	*6/1/1978*
Sample Depth		*(28.5) ft BGS*	*(30) ft BGS*	*(33.5) ft BGS*	*(33.5) ft BGS*	*(33.5) ft BGS*	*(34) ft BGS*	*(34) ft BGS*	*(38.5) ft BGS*	*(38.5) ft BGS*	*(40) ft BGS*	*(43.5) ft BGS*	*(43.5) ft BGS*
Sample Type	*Units*												
Polychlorinated Biphenyls (PCBs)													
Aroclor-1016 (PCB-1016)	mg/kg	-	-	-	-	-	-	-	-	-	-	-	-
Aroclor-1221 (PCB-1221)	mg/kg	-	-	-	-	-	-	-	-	-	-	-	-
Aroclor-1232 (PCB-1232)	mg/kg	-	-	-	-	-	-	-	-	-	-	-	-
Aroclor-1242 (PCB-1242)	mg/kg	-	-	-	-	-	-	-	-	-	-	-	-
Aroclor-1248 (PCB-1248)	mg/kg	-	-	-	-	-	-	-	-	-	-	-	-
Aroclor-1254 (PCB-1254)	mg/kg	-	-	-	-	-	-	-	-	-	-	-	-
Aroclor-1260 (PCB-1260)	mg/kg	-	-	-	-	-	-	-	-	-	-	-	-
Total PCBs	mg/kg	0.03	0.018	0.044	-	0.175	0.012	0.102	0.064	0.016	0.05	0.017	0.007 U
Total Petroleum Hydrocarbons (TPH)													
Total Petroleum Hydrocarbons - Diesel	mg/kg	-	-	-	-	-	-	-	-	-	-	-	-
Total Petroleum Hydrocarbons - Gas	mg/kg	-	-	-	-	-	-	-	-	-	-	-	-
Total Petroleum Hydrocarbons - Oil	mg/kg	-	-	-	-	-	-	-	-	-	-	-	-
Total Petroleum Hydrocarbons	mg/kg	-	-	-	-	-	-	-	-	-	-	-	-
Total Petroleum Hydrocarbons - Purgeable (GRO)	mg/kg	-	-	-	-	-	-	-	-	-	-	-	-
Total Petroleum Hydrocarbons (C10-C20)	mg/kg	-	-	-	-	-	-	-	-	-	-	-	-
Total Petroleum Hydrocarbons (C20-C34)	mg/kg	-	-	-	-	-	-	-	-	-	-	-	-
Total Petroleum Hydrocarbons (C6-C10) GRO	mg/kg	-	-	-	-	-	-	-	-	-	-	-	-
Metals													
Aluminum	mg/kg	-	-	-	-	-	-	-	-	-	-	-	-
Antimony	mg/kg	-	-	-	-	-	-	-	-	-	-	-	-
Arsenic	mg/kg	0.88	1.46	0.89	0.05 U	1.07	1.91	0.48	2.55	**12.2**[a]	**10.18**[a]	1.02	**20**[a]
Barium	mg/kg	-	-	-	-	-	-	-	-	-	-	-	-
Beryllium	mg/kg	-	-	-	-	-	-	-	-	-	-	-	-
Cadmium	mg/kg	3 U	2.4	1.9	1.5	3.6	2.7	1.7	3 U	1.9	3.4	1	1.5
Calcium	mg/kg	-	-	-	-	-	-	-	-	-	-	-	-
Chromium	mg/kg	-	-	-	-	-	-	-	-	-	-	-	-
Chromium VI (hexavalent)	mg/kg	-	-	-	-	-	-	-	-	-	-	-	-
Cobalt	mg/kg	-	-	-	-	-	-	-	-	-	-	-	-
Copper	mg/kg	-	-	-	-	-	-	-	-	-	-	-	-
Iron	mg/kg	-	-	-	-	-	-	-	-	-	-	-	-
Lead	mg/kg	**510**[a]	47	17	20	32	26	15	19	33	60	29	20
Magnesium	mg/kg	-	-	-	-	-	-	-	-	-	-	-	-
Manganese	mg/kg	-	-	-	-	-	-	-	-	-	-	-	-
Mercury	mg/kg	-	-	-	-	-	-	-	-	-	-	-	-
Nickel	mg/kg	-	-	-	-	-	-	-	-	-	-	-	-
Potassium	mg/kg	-	-	-	-	-	-	-	-	-	-	-	-
Selenium	mg/kg	-	-	-	-	-	-	-	-	-	-	-	-
Silver	mg/kg	-	-	-	-	-	-	-	-	-	-	-	-
Sodium	mg/kg	-	-	-	-	-	-	-	-	-	-	-	-
Thallium	mg/kg	-	-	-	-	-	-	-	-	-	-	-	-
Vanadium	mg/kg	-	-	-	-	-	-	-	-	-	-	-	-
Zinc	mg/kg	-	-	-	-	-	-	-	-	-	-	-	-

APPENDIX G.1

SOIL QUALITY DATA
RFI REPORT
FORMER MANUAL TRANSMISSIONS OF MUNCIE FACILITY
MUNCIE, INDIANA

AOI		***AOI 16***	***AOI 16***	***AOI 16***	***AOI 16***	***AOI 16***	***AOI 16***	***AOI 16***	***AOI 16***	***AOI 16***	***AOI 16***	***AOI 16***	***AOI 16***
Sample Location		***B-5***	***B-3***	***B-4***	***B-5***	***B-6***	***B-1***	***B-2***	***B-5***	***B-6***	***B-3***	***B-4***	***B-6***
Sample Identification		***7***	***7***	***7***	***8***	***7***	***7***	***7***	***9***	***8***	***9***	***9***	***10***
Sample Date		***6/1/1978***	***6/1/1978***	***6/1/1978***	***6/1/1978***	***6/1/1978***	***6/1/1978***	***6/1/1978***	***6/1/1978***	***6/1/1978***	***6/1/1978***	***6/1/1978***	***6/1/1978***
Sample Depth		***(28.5) ft BGS***	***(30) ft BGS***	***(33.5) ft BGS***	***(33.5) ft BGS***	***(33.5) ft BGS***	***(34) ft BGS***	***(34) ft BGS***	***(38.5) ft BGS***	***(38.5) ft BGS***	***(40) ft BGS***	***(43.5) ft BGS***	***(43.5) ft BGS***
Sample Type	***Units***												
General Chemistry													
Carbonate (as CaCO3)	mg/kg	-	-	-	-	-	-	-	-	-	-	-	-
Chloride	mg/kg	185	277	299	-	185	332	163	375	-	277	62	-
Chloride	s.u.	-	-	-	-	-	-	-	-	-	-	-	-
Cyanide (total)	mg/kg	-	-	-	-	-	-	-	-	-	-	-	-
N-Hexane extractable material	mg/kg	-	-	-	-	-	-	-	-	-	-	-	-
Percent moisture	%	-	-	-	-	-	-	-	-	-	-	-	-
pH	s.u.	7.9	7.7	7.7	7.9	7.8	8	7.9	7.6	7.9	7.9	7.6	-
Saturated aliphatic hydrocarbons	mg/kg	-	-	-	-	-	-	-	-	-	-	-	-
Sulfate	mg/kg	1564	1111	1276	-	1975	1852	1111	1604	-	1893	670	-
Total solids	%	-	-	-	-	-	-	-	-	-	-	-	-

Notes
mg/kg - Milligrams per kilogram
"-" - No value
U - Not detected at the associated reporting limit
J - Estimated concentration
UJ - Not detected; associated reporting limit is estimated
R - Rejected
s.u. - Standard units
nc - No criteria
ND - Non Detect (calculation)
BOLD[abc] Concentration exceeds associated screening level
IDEM Appendix A: Screening Levels Remedation Closure Guide - March 25, 2014
a - Exceeds IDEM residential migration to ground water screening levels
b - Exceeds IDEM commercial/industrial direct contact screening levels
c - Exceeds IDEM excavation direct contact screening levels

APPENDIX G.1

SOIL QUALITY DATA
RFI REPORT
FORMER MANUAL TRANSMISSIONS OF MUNCIE FACILITY
MUNCIE, INDIANA

AOI		*AOI 16*	*AOI 16*	*AOI 16*	*AOI 16*	*AOI 16*	*AOI 16*	*AOI 16*	*AOI 16*	*AOI 16*	*AOI 16*	*AOI 16*	*AOI 16*
Sample Location		*B-1*	*B-2*	*B-5*	*B-6*	*B-3*	*B-4*	*B-5*	*B-1*	*B-2*	*B-5*	*B-6*	*B-3*
Sample Identification		*9*	*9*	*11*	*11*	*11*	*11*	*12*	*11*	*11*	*13*	*13*	*13*
Sample Date		*6/1/1978*	*6/1/1978*	*6/1/1978*	*6/1/1978*	*6/1/1978*	*6/1/1978*	*6/1/1978*	*6/1/1978*	*6/1/1978*	*6/1/1978*	*6/1/1978*	*6/1/1978*
Sample Depth		*(44) ft BGS*	*(44) ft BGS*	*(48.5) ft BGS*	*(48.5) ft BGS*	*(50) ft BGS*	*(53.5) ft BGS*	*(53.5) ft BGS*	*(54) ft BGS*	*(54) ft BGS*	*(58.5) ft BGS*	*(58.5) ft BGS*	*(60) ft BGS*
Sample Type	*Units*												
Volatile Organic Compounds (VOCs)													
Acetone	mg/kg	-	-	-	-	-	-	-	-	-	-	-	-
Benzene	mg/kg	-	-	-	-	-	-	-	-	-	-	-	-
Benzyl alcohol	mg/kg	-	-	-	-	-	-	-	-	-	-	-	-
Bromodichloromethane	mg/kg	-	-	-	-	-	-	-	-	-	-	-	-
Bromoform	mg/kg	-	-	-	-	-	-	-	-	-	-	-	-
Bromomethane (Methyl bromide)	mg/kg	-	-	-	-	-	-	-	-	-	-	-	-
2-Butanone (Methyl ethyl ketone) (MEK)	mg/kg	-	-	-	-	-	-	-	-	-	-	-	-
Carbon disulfide	mg/kg	-	-	-	-	-	-	-	-	-	-	-	-
Carbon tetrachloride	mg/kg	-	-	-	-	-	-	-	-	-	-	-	-
4-Chloroaniline	mg/kg	-	-	-	-	-	-	-	-	-	-	-	-
Chlorobenzene	mg/kg	-	-	-	-	-	-	-	-	-	-	-	-
Chloroethane	mg/kg	-	-	-	-	-	-	-	-	-	-	-	-
2-Chloroethyl vinyl ether	mg/kg	-	-	-	-	-	-	-	-	-	-	-	-
Chloroform (Trichloromethane)	mg/kg	-	-	-	-	-	-	-	-	-	-	-	-
Chloromethane (Methyl chloride)	mg/kg	-	-	-	-	-	-	-	-	-	-	-	-
Cyclohexane	mg/kg	-	-	-	-	-	-	-	-	-	-	-	-
Dibenzofuran	mg/kg	-	-	-	-	-	-	-	-	-	-	-	-
1,2-Dibromo-3-chloropropane (DBCP)	mg/kg	-	-	-	-	-	-	-	-	-	-	-	-
Dibromochloromethane	mg/kg	-	-	-	-	-	-	-	-	-	-	-	-
1,2-Dibromoethane (Ethylene dibromide)	mg/kg	-	-	-	-	-	-	-	-	-	-	-	-
1,2-Dichlorobenzene	mg/kg	-	-	-	-	-	-	-	-	-	-	-	-
1,3-Dichlorobenzene	mg/kg	-	-	-	-	-	-	-	-	-	-	-	-
1,4-Dichlorobenzene	mg/kg	-	-	-	-	-	-	-	-	-	-	-	-
Dichlorodifluoromethane (CFC-12)	mg/kg	-	-	-	-	-	-	-	-	-	-	-	-
Dichloroethane	mg/kg	-	-	-	-	-	-	-	-	-	-	-	-
1,1-Dichloroethane	mg/kg	-	-	-	-	-	-	-	-	-	-	-	-
1,2-Dichloroethane	mg/kg	-	-	-	-	-	-	-	-	-	-	-	-
Dichloroethene	mg/kg	-	-	-	-	-	-	-	-	-	-	-	-
1,2-Dichloroethene (total)	mg/kg	-	-	-	-	-	-	-	-	-	-	-	-
1,1-Dichloroethene	mg/kg	-	-	-	-	-	-	-	-	-	-	-	-
cis-1,2-Dichloroethene	mg/kg	-	-	-	-	-	-	-	-	-	-	-	-
trans-1,2-Dichloroethene	mg/kg	-	-	-	-	-	-	-	-	-	-	-	-
1,2-Dichloropropane	mg/kg	-	-	-	-	-	-	-	-	-	-	-	-
cis-1,3-Dichloropropene	mg/kg	-	-	-	-	-	-	-	-	-	-	-	-
trans-1,3-Dichloropropene	mg/kg	-	-	-	-	-	-	-	-	-	-	-	-
Ethylbenzene	mg/kg	-	-	-	-	-	-	-	-	-	-	-	-
2-Hexanone	mg/kg	-	-	-	-	-	-	-	-	-	-	-	-
Isopropyl benzene	mg/kg	-	-	-	-	-	-	-	-	-	-	-	-
Methyl acetate	mg/kg	-	-	-	-	-	-	-	-	-	-	-	-
Methyl cyclohexane	mg/kg	-	-	-	-	-	-	-	-	-	-	-	-
Methyl tert butyl ether (MTBE)	mg/kg	-	-	-	-	-	-	-	-	-	-	-	-
4-Methyl-2-pentanone (MIBK)	mg/kg	-	-	-	-	-	-	-	-	-	-	-	-
Methylene chloride	mg/kg	-	-	-	-	-	-	-	-	-	-	-	-
Styrene	mg/kg	-	-	-	-	-	-	-	-	-	-	-	-
1,1,2,2-Tetrachloroethane	mg/kg	-	-	-	-	-	-	-	-	-	-	-	-
Tetrachloroethene	mg/kg	-	-	-	-	-	-	-	-	-	-	-	-

APPENDIX G.1

SOIL QUALITY DATA
RFI REPORT
FORMER MANUAL TRANSMISSIONS OF MUNCIE FACILITY
MUNCIE, INDIANA

AOI		*AOI 16*	*AOI 16*	*AOI 16*	*AOI 16*	*AOI 16*	*AOI 16*	*AOI 16*	*AOI 16*	*AOI 16*	*AOI 16*	*AOI 16*	*AOI 16*
Sample Location		*B-1*	*B-2*	*B-5*	*B-6*	*B-3*	*B-4*	*B-5*	*B-1*	*B-2*	*B-5*	*B-6*	*B-3*
Sample Identification		*9*	*9*	*11*	*11*	*11*	*11*	*12*	*11*	*11*	*13*	*13*	*13*
Sample Date		*6/1/1978*	*6/1/1978*	*6/1/1978*	*6/1/1978*	*6/1/1978*	*6/1/1978*	*6/1/1978*	*6/1/1978*	*6/1/1978*	*6/1/1978*	*6/1/1978*	*6/1/1978*
Sample Depth		*(44) ft BGS*	*(44) ft BGS*	*(48.5) ft BGS*	*(48.5) ft BGS*	*(50) ft BGS*	*(53.5) ft BGS*	*(53.5) ft BGS*	*(54) ft BGS*	*(54) ft BGS*	*(58.5) ft BGS*	*(58.5) ft BGS*	*(60) ft BGS*
Sample Type	*Units*												
VOCs (Continued)													
Toluene	mg/kg	-	-	-	-	-	-	-	-	-	-	-	-
1,2,4-Trichlorobenzene	mg/kg	-	-	-	-	-	-	-	-	-	-	-	-
Trichloroethane	mg/kg	-	-	-	-	-	-	-	-	-	-	-	-
1,1,1-Trichloroethane	mg/kg	-	-	-	-	-	-	-	-	-	-	-	-
1,1,2-Trichloroethane	mg/kg	-	-	-	-	-	-	-	-	-	-	-	-
Trichloroethene	mg/kg	-	-	-	-	-	-	-	-	-	-	-	-
Trichlorofluoromethane (CFC-11)	mg/kg	-	-	-	-	-	-	-	-	-	-	-	-
Trifluorotrichloroethane (Freon 113)	mg/kg	-	-	-	-	-	-	-	-	-	-	-	-
Vinyl acetate	mg/kg	-	-	-	-	-	-	-	-	-	-	-	-
Vinyl chloride	mg/kg	-	-	-	-	-	-	-	-	-	-	-	-
Xylenes (total)	mg/kg	-	-	-	-	-	-	-	-	-	-	-	-
Semi-Volatile Organic Compounds (SVOCs)													
Acenaphthene	mg/kg	-	-	-	-	-	-	-	-	-	-	-	-
Acenaphthylene	mg/kg	-	-	-	-	-	-	-	-	-	-	-	-
Acetophenone	mg/kg	-	-	-	-	-	-	-	-	-	-	-	-
Anthracene	mg/kg	-	-	-	-	-	-	-	-	-	-	-	-
Atrazine	mg/kg	-	-	-	-	-	-	-	-	-	-	-	-
Benzaldehyde	mg/kg	-	-	-	-	-	-	-	-	-	-	-	-
Benzo(a)anthracene	mg/kg	-	-	-	-	-	-	-	-	-	-	-	-
Benzo(a)pyrene	mg/kg	-	-	-	-	-	-	-	-	-	-	-	-
Benzo(b)fluoranthene	mg/kg	-	-	-	-	-	-	-	-	-	-	-	-
Benzo(g,h,i)perylene	mg/kg	-	-	-	-	-	-	-	-	-	-	-	-
Benzo(k)fluoranthene	mg/kg	-	-	-	-	-	-	-	-	-	-	-	-
Benzoic acid	mg/kg	-	-	-	-	-	-	-	-	-	-	-	-
Biphenyl (1,1-Biphenyl)	mg/kg	-	-	-	-	-	-	-	-	-	-	-	-
4-Bromophenyl phenyl ether	mg/kg	-	-	-	-	-	-	-	-	-	-	-	-
Butyl benzylphthalate (BBP)	mg/kg	-	-	-	-	-	-	-	-	-	-	-	-
Caprolactam	mg/kg	-	-	-	-	-	-	-	-	-	-	-	-
Carbazole	mg/kg	-	-	-	-	-	-	-	-	-	-	-	-
4-Chloro-3-methylphenol	mg/kg	-	-	-	-	-	-	-	-	-	-	-	-
4-Chloroaniline	mg/kg	-	-	-	-	-	-	-	-	-	-	-	-
bis(2-Chloroethoxy)methane	mg/kg	-	-	-	-	-	-	-	-	-	-	-	-
bis(2-Chloroethyl)ether	mg/kg	-	-	-	-	-	-	-	-	-	-	-	-
2-Chloronaphthalene	mg/kg	-	-	-	-	-	-	-	-	-	-	-	-
2-Chlorophenol	mg/kg	-	-	-	-	-	-	-	-	-	-	-	-
4-Chlorophenyl phenyl ether	mg/kg	-	-	-	-	-	-	-	-	-	-	-	-
Chrysene	mg/kg	-	-	-	-	-	-	-	-	-	-	-	-
Dibenz(a,h)anthracene	mg/kg	-	-	-	-	-	-	-	-	-	-	-	-
Dibenzofuran	mg/kg	-	-	-	-	-	-	-	-	-	-	-	-
1,2-Dichlorobenzene	mg/kg	-	-	-	-	-	-	-	-	-	-	-	-
1,3-Dichlorobenzene	mg/kg	-	-	-	-	-	-	-	-	-	-	-	-
1,4-Dichlorobenzene	mg/kg	-	-	-	-	-	-	-	-	-	-	-	-
3,3'-Dichlorobenzidine	mg/kg	-	-	-	-	-	-	-	-	-	-	-	-
2,4-Dichlorophenol	mg/kg	-	-	-	-	-	-	-	-	-	-	-	-

APPENDIX G.1

SOIL QUALITY DATA
RFI REPORT
FORMER MANUAL TRANSMISSIONS OF MUNCIE FACILITY
MUNCIE, INDIANA

AOI		*AOI 16*	*AOI 16*	*AOI 16*	*AOI 16*	*AOI 16*	*AOI 16*	*AOI 16*	*AOI 16*	*AOI 16*	*AOI 16*	*AOI 16*	*AOI 16*
Sample Location		*B-1*	*B-2*	*B-5*	*B-6*	*B-3*	*B-4*	*B-5*	*B-1*	*B-2*	*B-5*	*B-6*	*B-3*
Sample Identification		*9*	*9*	*11*	*11*	*11*	*11*	*12*	*11*	*11*	*13*	*13*	*13*
Sample Date		*6/1/1978*	*6/1/1978*	*6/1/1978*	*6/1/1978*	*6/1/1978*	*6/1/1978*	*6/1/1978*	*6/1/1978*	*6/1/1978*	*6/1/1978*	*6/1/1978*	*6/1/1978*
Sample Depth		*(44) ft BGS*	*(44) ft BGS*	*(48.5) ft BGS*	*(48.5) ft BGS*	*(50) ft BGS*	*(53.5) ft BGS*	*(53.5) ft BGS*	*(54) ft BGS*	*(54) ft BGS*	*(58.5) ft BGS*	*(58.5) ft BGS*	*(60) ft BGS*
Sample Type	*Units*												
SVOCs (Continued)													
Diethyl phthalate	mg/kg	-	-	-	-	-	-	-	-	-	-	-	-
Dimethyl phthalate	mg/kg	-	-	-	-	-	-	-	-	-	-	-	-
2,4-Dimethylphenol	mg/kg	-	-	-	-	-	-	-	-	-	-	-	-
Di-n-butylphthalate (DBP)	mg/kg	-	-	-	-	-	-	-	-	-	-	-	-
4,6-Dinitro-2-methylphenol	mg/kg	-	-	-	-	-	-	-	-	-	-	-	-
2,4-Dinitrophenol	mg/kg	-	-	-	-	-	-	-	-	-	-	-	-
2,4-Dinitrotoluene	mg/kg	-	-	-	-	-	-	-	-	-	-	-	-
2,6-Dinitrotoluene	mg/kg	-	-	-	-	-	-	-	-	-	-	-	-
Di-n-octyl phthalate (DnOP)	mg/kg	-	-	-	-	-	-	-	-	-	-	-	-
bis(2-Ethylhexyl)phthalate (DEHP)	mg/kg	-	-	-	-	-	-	-	-	-	-	-	-
Fluoranthene	mg/kg	-	-	-	-	-	-	-	-	-	-	-	-
Fluorene	mg/kg	-	-	-	-	-	-	-	-	-	-	-	-
Hexachlorobenzene	mg/kg	-	-	-	-	-	-	-	-	-	-	-	-
Hexachlorobutadiene	mg/kg	-	-	-	-	-	-	-	-	-	-	-	-
Hexachlorocyclopentadiene	mg/kg	-	-	-	-	-	-	-	-	-	-	-	-
Hexachloroethane	mg/kg	-	-	-	-	-	-	-	-	-	-	-	-
Indeno(1,2,3-cd)pyrene	mg/kg	-	-	-	-	-	-	-	-	-	-	-	-
Isophorone	mg/kg	-	-	-	-	-	-	-	-	-	-	-	-
2-Methylnaphthalene	mg/kg	-	-	-	-	-	-	-	-	-	-	-	-
2-Methylphenol	mg/kg	-	-	-	-	-	-	-	-	-	-	-	-
3&4-Methylphenol	mg/kg	-	-	-	-	-	-	-	-	-	-	-	-
4-Methylphenol	mg/kg	-	-	-	-	-	-	-	-	-	-	-	-
Naphthalene	mg/kg	-	-	-	-	-	-	-	-	-	-	-	-
2-Nitroaniline	mg/kg	-	-	-	-	-	-	-	-	-	-	-	-
3-Nitroaniline	mg/kg	-	-	-	-	-	-	-	-	-	-	-	-
4-Nitroaniline	mg/kg	-	-	-	-	-	-	-	-	-	-	-	-
Nitrobenzene	mg/kg	-	-	-	-	-	-	-	-	-	-	-	-
2-Nitrophenol	mg/kg	-	-	-	-	-	-	-	-	-	-	-	-
4-Nitrophenol	mg/kg	-	-	-	-	-	-	-	-	-	-	-	-
N-Nitrosodi-n-propylamine	mg/kg	-	-	-	-	-	-	-	-	-	-	-	-
N-Nitrosodiphenylamine	mg/kg	-	-	-	-	-	-	-	-	-	-	-	-
N-Nitrosodimethylamine	mg/kg	-	-	-	-	-	-	-	-	-	-	-	-
2,2'-Oxybis(1-chloropropane)	mg/kg	-	-	-	-	-	-	-	-	-	-	-	-
Pentachlorophenol	mg/kg	-	-	-	-	-	-	-	-	-	-	-	-
Phenanthrene	mg/kg	-	-	-	-	-	-	-	-	-	-	-	-
Phenol	mg/kg	0.19 U	1.12	0.2 U	U	0.19 U	0.4	0.18 U	0.19	0.23	0.99	0.59 U	0.25 U
Pyrene	mg/kg	-	-	-	-	-	-	-	-	-	-	-	-
1,2,4-Trichlorobenzene	mg/kg	-	-	-	-	-	-	-	-	-	-	-	-
2,4,5-Trichlorophenol	mg/kg	-	-	-	-	-	-	-	-	-	-	-	-
2,4,6-Trichlorophenol	mg/kg	-	-	-	-	-	-	-	-	-	-	-	-

APPENDIX G.1

SOIL QUALITY DATA
RFI REPORT
FORMER MANUAL TRANSMISSIONS OF MUNCIE FACILITY
MUNCIE, INDIANA

AOI		*AOI 16*	*AOI 16*	*AOI 16*	*AOI 16*	*AOI 16*	*AOI 16*	*AOI 16*	*AOI 16*	*AOI 16*	*AOI 16*	*AOI 16*	*AOI 16*
Sample Location		*B-1*	*B-2*	*B-5*	*B-6*	*B-3*	*B-4*	*B-5*	*B-1*	*B-2*	*B-5*	*B-6*	*B-3*
Sample Identification		*9*	*9*	*11*	*11*	*11*	*11*	*12*	*11*	*11*	*13*	*13*	*13*
Sample Date		*6/1/1978*	*6/1/1978*	*6/1/1978*	*6/1/1978*	*6/1/1978*	*6/1/1978*	*6/1/1978*	*6/1/1978*	*6/1/1978*	*6/1/1978*	*6/1/1978*	*6/1/1978*
Sample Depth		*(44) ft BGS*	*(44) ft BGS*	*(48.5) ft BGS*	*(48.5) ft BGS*	*(50) ft BGS*	*(53.5) ft BGS*	*(53.5) ft BGS*	*(54) ft BGS*	*(54) ft BGS*	*(58.5) ft BGS*	*(58.5) ft BGS*	*(60) ft BGS*
Sample Type	*Units*												
Polychlorinated Biphenyls (PCBs)													
Aroclor-1016 (PCB-1016)	mg/kg	-	-	-	-	-	-	-	-	-	-	-	-
Aroclor-1221 (PCB-1221)	mg/kg	-	-	-	-	-	-	-	-	-	-	-	-
Aroclor-1232 (PCB-1232)	mg/kg	-	-	-	-	-	-	-	-	-	-	-	-
Aroclor-1242 (PCB-1242)	mg/kg	-	-	-	-	-	-	-	-	-	-	-	-
Aroclor-1248 (PCB-1248)	mg/kg	-	-	-	-	-	-	-	-	-	-	-	-
Aroclor-1254 (PCB-1254)	mg/kg	-	-	-	-	-	-	-	-	-	-	-	-
Aroclor-1260 (PCB-1260)	mg/kg	-	-	-	-	-	-	-	-	-	-	-	-
Total PCBs	mg/kg	0.002 U	0.108	0.047	0.061	0.025	0.053	-	0.02	0.01	0.15	0.023	0.0055
Total Petroleum Hydrocarbons (TPH)													
Total Petroleum Hydrocarbons - Diesel	mg/kg	-	-	-	-	-	-	-	-	-	-	-	-
Total Petroleum Hydrocarbons - Gas	mg/kg	-	-	-	-	-	-	-	-	-	-	-	-
Total Petroleum Hydrocarbons - Oil	mg/kg	-	-	-	-	-	-	-	-	-	-	-	-
Total Petroleum Hydrocarbons	mg/kg	-	-	-	-	-	-	-	-	-	-	-	-
Total Petroleum Hydrocarbons - Purgeable (GRO)	mg/kg	-	-	-	-	-	-	-	-	-	-	-	-
Total Petroleum Hydrocarbons (C10-C20)	mg/kg	-	-	-	-	-	-	-	-	-	-	-	-
Total Petroleum Hydrocarbons (C20-C34)	mg/kg	-	-	-	-	-	-	-	-	-	-	-	-
Total Petroleum Hydrocarbons (C6-C10) GRO	mg/kg	-	-	-	-	-	-	-	-	-	-	-	-
Metals													
Aluminum	mg/kg	-	-	-	-	-	-	-	-	-	-	-	-
Antimony	mg/kg	-	-	-	-	-	-	-	-	-	-	-	-
Arsenic	mg/kg	0.55	1.02	1.45	**15**[a]	1.92	0.99	0.3	0.44	0.35	1.45	**49**[ab]	0.52
Barium	mg/kg	-	-	-	-	-	-	-	-	-	-	-	-
Beryllium	mg/kg	-	-	-	-	-	-	-	-	-	-	-	-
Cadmium	mg/kg	2	1.4	3	1.6	2.4	1.5	2	1.7	1.7	5.7	1.9	3
Calcium	mg/kg	-	-	-	-	-	-	-	-	-	-	-	-
Chromium	mg/kg	-	-	-	-	-	-	-	-	-	-	-	-
Chromium VI (hexavalent)	mg/kg	-	-	-	-	-	-	-	-	-	-	-	-
Cobalt	mg/kg	-	-	-	-	-	-	-	-	-	-	-	-
Copper	mg/kg	-	-	-	-	-	-	-	-	-	-	-	-
Iron	mg/kg	-	-	-	-	-	-	-	-	-	-	-	-
Lead	mg/kg	17 U	17	**637**[a]	15	25	181	23	13 U	43	71	49	109
Magnesium	mg/kg	-	-	-	-	-	-	-	-	-	-	-	-
Manganese	mg/kg	-	-	-	-	-	-	-	-	-	-	-	-
Mercury	mg/kg	-	-	-	-	-	-	-	-	-	-	-	-
Nickel	mg/kg	-	-	-	-	-	-	-	-	-	-	-	-
Potassium	mg/kg	-	-	-	-	-	-	-	-	-	-	-	-
Selenium	mg/kg	-	-	-	-	-	-	-	-	-	-	-	-
Silver	mg/kg	-	-	-	-	-	-	-	-	-	-	-	-
Sodium	mg/kg	-	-	-	-	-	-	-	-	-	-	-	-
Thallium	mg/kg	-	-	-	-	-	-	-	-	-	-	-	-
Vanadium	mg/kg	-	-	-	-	-	-	-	-	-	-	-	-
Zinc	mg/kg	-	-	-	-	-	-	-	-	-	-	-	-

APPENDIX G.1

SOIL QUALITY DATA
RFI REPORT
FORMER MANUAL TRANSMISSIONS OF MUNCIE FACILITY
MUNCIE, INDIANA

AOI		*AOI 16*	*AOI 16*	*AOI 16*	*AOI 16*	*AOI 16*	*AOI 16*	*AOI 16*	*AOI 16*	*AOI 16*	*AOI 16*	*AOI 16*	*AOI 16*
Sample Location		*B-1*	*B-2*	*B-5*	*B-6*	*B-3*	*B-4*	*B-5*	*B-1*	*B-2*	*B-5*	*B-6*	*B-3*
Sample Identification		*9*	*9*	*11*	*11*	*11*	*11*	*12*	*11*	*11*	*13*	*13*	*13*
Sample Date		*6/1/1978*	*6/1/1978*	*6/1/1978*	*6/1/1978*	*6/1/1978*	*6/1/1978*	*6/1/1978*	*6/1/1978*	*6/1/1978*	*6/1/1978*	*6/1/1978*	*6/1/1978*
Sample Depth		*(44) ft BGS*	*(44) ft BGS*	*(48.5) ft BGS*	*(48.5) ft BGS*	*(50) ft BGS*	*(53.5) ft BGS*	*(53.5) ft BGS*	*(54) ft BGS*	*(54) ft BGS*	*(58.5) ft BGS*	*(58.5) ft BGS*	*(60) ft BGS*
Sample Type	*Units*												
General Chemistry													
Carbonate (as CaCO3)	mg/kg	-	-	-	-	-	-	-	-	-	-	-	-
Chloride	mg/kg	166	57	65	-	277	62	-	166	164	625	166	277
Chloride	s.u.	-	-	-	U	-	-	-	-	-	-	-	-
Cyanide (total)	mg/kg	-	-	-	-	-	-	-	-	-	-	-	-
N-Hexane extractable material	mg/kg	-	-	-	-	-	-	-	-	-	-	-	-
Percent moisture	%	-	-	-	-	-	-	-	-	-	-	-	-
pH	s.u.	7.8	7.8	7.6	U	7.9	7.7	7.8	7.8	7.9	8.2	7.9	8
Saturated aliphatic hydrocarbons	mg/kg	-	-	-	-	-	-	-	-	-	-	-	-
Sulfate	mg/kg	905	741	1728	U	1728	741	-	1111	1235	1687	1235	741
Total solids	%	-	-	-	-	-	-	-	-	-	-	-	-

Notes

mg/kg - Milligrams per kilogram
"-" - No value
U - Not detected at the associated reporting limit
J - Estimated concentration
UJ - Not detected; associated reporting limit is estimated
R - Rejected
s.u. - Standard units
nc - No criteria
ND - Non Detect (calculation)
BOLD[abc] Concentration exceeds associated screening level
IDEM Appendix A: Screening Levels Remedation Closure Guide - March 25, 2014
a - Exceeds IDEM residential migration to ground water screening levels
b - Exceeds IDEM commercial/industrial direct contact screening levels
c - Exceeds IDEM excavation direct contact screening levels

APPENDIX G.1

SOIL QUALITY DATA
RFI REPORT
FORMER MANUAL TRANSMISSIONS OF MUNCIE FACILITY
MUNCIE, INDIANA

AOI		*AOI 16*	*AOI 16*	*AOI 16*	*AOI 16*	*AOI 16*	*AOI 16*	*AOI 16*	*AOI 16*	*AOI 16*	*AOI 16*	*AOI 16*	*AOI 16*	*AOI 16*
Sample Location		*B-1*	*B-2*	*B-3*	*B-4*	*B-3*	*B-1*	*B-2*	*B-4*	*B-2*	*HC-8*	*HC-10*	*HC-11*	*HC-12*
Sample Identification		*13*	*13*	*14*	*13*	*15*	*15*	*15*	*15*	*17*	*HC-8*	*HC-10*	*HC-11*	*HC-12*
Sample Date		*6/1/1978*	*6/1/1978*	*6/1/1978*	*6/1/1978*	*6/1/1978*	*6/1/1978*	*6/1/1978*	*6/1/1978*	*6/1/1978*	*1/1/1988*	*1/1/1988*	*1/1/1988*	*1/1/1988*
Sample Depth		*(64) ft BGS*	*(64) ft BGS*	*(65) ft BGS*	*(68.5) ft BGS*	*(70) ft BGS*	*(74) ft BGS*	*(74) ft BGS*	*(78.5) ft BGS*	*(84) ft BGS*	*(0-5) ft BGS*	*(0-5) ft BGS*	*(0-5) ft BGS*	*(0-5) ft BGS*
Sample Type	*Units*													
Volatile Organic Compounds (VOCs)														
Acetone	mg/kg	-	-	-	-	-	-	-	-	-	-	-	-	-
Benzene	mg/kg	-	-	-	-	-	-	-	-	-	-	-	-	-
Benzyl alcohol	mg/kg	-	-	-	-	-	-	-	-	-	-	-	-	-
Bromodichloromethane	mg/kg	-	-	-	-	-	-	-	-	-	-	-	-	-
Bromoform	mg/kg	-	-	-	-	-	-	-	-	-	-	-	-	-
Bromomethane (Methyl bromide)	mg/kg	-	-	-	-	-	-	-	-	-	-	-	-	-
2-Butanone (Methyl ethyl ketone) (MEK)	mg/kg	-	-	-	-	-	-	-	-	-	-	-	-	-
Carbon disulfide	mg/kg	-	-	-	-	-	-	-	-	-	-	-	-	-
Carbon tetrachloride	mg/kg	-	-	-	-	-	-	-	-	-	-	-	-	-
4-Chloroaniline	mg/kg	-	-	-	-	-	-	-	-	-	-	-	-	-
Chlorobenzene	mg/kg	-	-	-	-	-	-	-	-	-	-	-	-	-
Chloroethane	mg/kg	-	-	-	-	-	-	-	-	-	-	-	-	-
2-Chloroethyl vinyl ether	mg/kg	-	-	-	-	-	-	-	-	-	-	-	-	-
Chloroform (Trichloromethane)	mg/kg	-	-	-	-	-	-	-	-	-	-	-	-	-
Chloromethane (Methyl chloride)	mg/kg	-	-	-	-	-	-	-	-	-	-	-	-	-
Cyclohexane	mg/kg	-	-	-	-	-	-	-	-	-	-	-	-	-
Dibenzofuran	mg/kg	-	-	-	-	-	-	-	-	-	-	-	-	-
1,2-Dibromo-3-chloropropane (DBCP)	mg/kg	-	-	-	-	-	-	-	-	-	-	-	-	-
Dibromochloromethane	mg/kg	-	-	-	-	-	-	-	-	-	-	-	-	-
1,2-Dibromoethane (Ethylene dibromide)	mg/kg	-	-	-	-	-	-	-	-	-	-	-	-	-
1,2-Dichlorobenzene	mg/kg	-	-	-	-	-	-	-	-	-	-	-	-	4 U
1,3-Dichlorobenzene	mg/kg	-	-	-	-	-	-	-	-	-	-	-	-	4 U
1,4-Dichlorobenzene	mg/kg	-	-	-	-	-	-	-	-	-	-	-	-	8 U
Dichlorodifluoromethane (CFC-12)	mg/kg	-	-	-	-	-	-	-	-	-	-	-	-	-
Dichloroethane	mg/kg	-	-	-	-	-	-	-	-	-	-	-	-	-
1,1-Dichloroethane	mg/kg	-	-	-	-	-	-	-	-	-	-	-	-	-
1,2-Dichloroethane	mg/kg	-	-	-	-	-	-	-	-	-	-	-	-	-
Dichloroethene	mg/kg	-	-	-	-	-	-	-	-	-	-	-	-	-
1,2-Dichloroethene (total)	mg/kg	-	-	-	-	-	-	-	-	-	-	-	-	-
1,1-Dichloroethene	mg/kg	-	-	-	-	-	-	-	-	-	-	-	-	-
cis-1,2-Dichloroethene	mg/kg	-	-	-	-	-	-	-	-	-	-	-	-	-
trans-1,2-Dichloroethene	mg/kg	-	-	-	-	-	-	-	-	-	-	-	-	-
1,2-Dichloropropane	mg/kg	-	-	-	-	-	-	-	-	-	-	-	-	-
cis-1,3-Dichloropropene	mg/kg	-	-	-	-	-	-	-	-	-	-	-	-	-
trans-1,3-Dichloropropene	mg/kg	-	-	-	-	-	-	-	-	-	-	-	-	-
Ethylbenzene	mg/kg	-	-	-	-	-	-	-	-	-	-	-	-	-
2-Hexanone	mg/kg	-	-	-	-	-	-	-	-	-	-	-	-	-
Isopropyl benzene	mg/kg	-	-	-	-	-	-	-	-	-	-	-	-	-
Methyl acetate	mg/kg	-	-	-	-	-	-	-	-	-	-	-	-	-
Methyl cyclohexane	mg/kg	-	-	-	-	-	-	-	-	-	-	-	-	-
Methyl tert butyl ether (MTBE)	mg/kg	-	-	-	-	-	-	-	-	-	-	-	-	-
4-Methyl-2-pentanone (MIBK)	mg/kg	-	-	-	-	-	-	-	-	-	-	-	-	-
Methylene chloride	mg/kg	-	-	-	-	-	-	-	-	-	-	-	-	-
Styrene	mg/kg	-	-	-	-	-	-	-	-	-	-	-	-	-
1,1,2,2-Tetrachloroethane	mg/kg	-	-	-	-	-	-	-	-	-	-	-	-	-
Tetrachloroethene	mg/kg	-	-	-	-	-	-	-	-	-	-	-	-	-

APPENDIX G.1

SOIL QUALITY DATA
RFI REPORT
FORMER MANUAL TRANSMISSIONS OF MUNCIE FACILITY
MUNCIE, INDIANA

AOI		*AOI 16*	*AOI 16*	*AOI 16*	*AOI 16*	*AOI 16*	*AOI 16*	*AOI 16*	*AOI 16*	*AOI 16*	*AOI 16*	*AOI 16*	*AOI 16*	*AOI 16*
Sample Location		*B-1*	*B-2*	*B-3*	*B-4*	*B-3*	*B-1*	*B-2*	*B-4*	*B-2*	*HC-8*	*HC-10*	*HC-11*	*HC-12*
Sample Identification		*13*	*13*	*14*	*13*	*15*	*15*	*15*	*15*	*17*	*HC-8*	*HC-10*	*HC-11*	*HC-12*
Sample Date		*6/1/1978*	*6/1/1978*	*6/1/1978*	*6/1/1978*	*6/1/1978*	*6/1/1978*	*6/1/1978*	*6/1/1978*	*6/1/1978*	*1/1/1988*	*1/1/1988*	*1/1/1988*	*1/1/1988*
Sample Depth		*(64) ft BGS*	*(64) ft BGS*	*(65) ft BGS*	*(68.5) ft BGS*	*(70) ft BGS*	*(74) ft BGS*	*(74) ft BGS*	*(78.5) ft BGS*	*(84) ft BGS*	*(0-5) ft BGS*	*(0-5) ft BGS*	*(0-5) ft BGS*	*(0-5) ft BGS*
Sample Type	*Units*													
VOCs (Continued)														
Toluene	mg/kg	-	-	-	-	-	-	-	-	-	-	-	-	-
1,2,4-Trichlorobenzene	mg/kg	-	-	-	-	-	-	-	-	-	-	-	-	4 U
Trichloroethane	mg/kg	-	-	-	-	-	-	-	-	-	-	-	-	-
1,1,1-Trichloroethane	mg/kg	-	-	-	-	-	-	-	-	-	-	-	-	-
1,1,2-Trichloroethane	mg/kg	-	-	-	-	-	-	-	-	-	-	-	-	-
Trichloroethene	mg/kg	-	-	-	-	-	-	-	-	-	-	-	-	-
Trichlorofluoromethane (CFC-11)	mg/kg	-	-	-	-	-	-	-	-	-	-	-	-	-
Trifluorotrichloroethane (Freon 113)	mg/kg	-	-	-	-	-	-	-	-	-	-	-	-	-
Vinyl acetate	mg/kg	-	-	-	-	-	-	-	-	-	-	-	-	-
Vinyl chloride	mg/kg	-	-	-	-	-	-	-	-	-	-	-	-	-
Xylenes (total)	mg/kg	-	-	-	-	-	-	-	-	-	-	-	-	-
Semi-Volatile Organic Compounds (SVOCs)														
Acenaphthene	mg/kg	-	-	-	-	-	-	-	-	-	0.4 U	0.4 U	0.4 U	4 U
Acenaphthylene	mg/kg	-	-	-	-	-	-	-	-	-	0.4 U	0.4 U	0.4 U	4 U
Acetophenone	mg/kg	-	-	-	-	-	-	-	-	-	-	-	-	-
Anthracene	mg/kg	-	-	-	-	-	-	-	-	-	0.4 U	0.4 U	0.4 U	4 U
Atrazine	mg/kg	-	-	-	-	-	-	-	-	-	-	-	-	-
Benzaldehyde	mg/kg	-	-	-	-	-	-	-	-	-	-	-	-	-
Benzo(a)anthracene	mg/kg	-	-	-	-	-	-	-	-	-	0.4 U	0.4 U	0.4 U	**7**[a]
Benzo(a)pyrene	mg/kg	-	-	-	-	-	-	-	-	-	0.4 U	0.4 U	0.4 U	**8**[ab]
Benzo(b)fluoranthene	mg/kg	-	-	-	-	-	-	-	-	-	0.4 U	0.4 U	0.4 U	**8**[a]
Benzo(g,h,i)perylene	mg/kg	-	-	-	-	-	-	-	-	-	0.4 U	0.4 U	0.4 U	6
Benzo(k)fluoranthene	mg/kg	-	-	-	-	-	-	-	-	-	0.4 U	0.4 U	0.4 U	8
Benzoic acid	mg/kg	-	-	-	-	-	-	-	-	-	2 U	2 U	2 U	20 U
Biphenyl (1,1-Biphenyl)	mg/kg	-	-	-	-	-	-	-	-	-	-	-	-	-
4-Bromophenyl phenyl ether	mg/kg	-	-	-	-	-	-	-	-	-	0.4 U	0.4 U	0.4 U	4 U
Butyl benzylphthalate (BBP)	mg/kg	-	-	-	-	-	-	-	-	-	0.4 U	0.4 U	0.4 U	4 U
Caprolactam	mg/kg	-	-	-	-	-	-	-	-	-	-	-	-	-
Carbazole	mg/kg	-	-	-	-	-	-	-	-	-	-	-	-	-
4-Chloro-3-methylphenol	mg/kg	-	-	-	-	-	-	-	-	-	0.4 U	0.4 U	0.4 U	4 U
4-Chloroaniline	mg/kg	-	-	-	-	-	-	-	-	-	-	-	-	-
bis(2-Chloroethoxy)methane	mg/kg	-	-	-	-	-	-	-	-	-	0.4 U	0.4 U	0.4 U	4 U
bis(2-Chloroethyl)ether	mg/kg	-	-	-	-	-	-	-	-	-	0.4 U	0.4 U	0.4 U	4 U
2-Chloronaphthalene	mg/kg	-	-	-	-	-	-	-	-	-	0.4 U	0.4 U	0.4 U	4 U
2-Chlorophenol	mg/kg	-	-	-	-	-	-	-	-	-	0.4 U	0.4 U	0.4 U	4 U
4-Chlorophenyl phenyl ether	mg/kg	-	-	-	-	-	-	-	-	-	0.4 U	0.4 U	0.4 U	4 U
Chrysene	mg/kg	-	-	-	-	-	-	-	-	-	0.4 U	0.4 U	0.4 U	7
Dibenz(a,h)anthracene	mg/kg	-	-	-	-	-	-	-	-	-	0.4 U	0.4 U	0.4 U	4 U
Dibenzofuran	mg/kg	-	-	-	-	-	-	-	-	-	-	-	-	-
1,2-Dichlorobenzene	mg/kg	-	-	-	-	-	-	-	-	-	-	-	-	-
1,3-Dichlorobenzene	mg/kg	-	-	-	-	-	-	-	-	-	-	-	-	-
1,4-Dichlorobenzene	mg/kg	-	-	-	-	-	-	-	-	-	-	-	-	-
3,3'-Dichlorobenzidine	mg/kg	-	-	-	-	-	-	-	-	-	0.8 U	0.8 U	0.8 U	4 U
2,4-Dichlorophenol	mg/kg	-	-	-	-	-	-	-	-	-	0.4 U	0.4 U	0.4 U	4 U

APPENDIX G.1

SOIL QUALITY DATA
RFI REPORT
FORMER MANUAL TRANSMISSIONS OF MUNCIE FACILITY
MUNCIE, INDIANA

AOI		*AOI 16*	*AOI 16*	*AOI 16*	*AOI 16*	*AOI 16*	*AOI 16*	*AOI 16*	*AOI 16*	*AOI 16*	*AOI 16*	*AOI 16*	*AOI 16*	*AOI 16*
Sample Location		*B-1*	*B-2*	*B-3*	*B-4*	*B-3*	*B-1*	*B-2*	*B-4*	*B-2*	*HC-8*	*HC-10*	*HC-11*	*HC-12*
Sample Identification		*13*	*13*	*14*	*13*	*15*	*15*	*15*	*15*	*17*	*HC-8*	*HC-10*	*HC-11*	*HC-12*
Sample Date		*6/1/1978*	*6/1/1978*	*6/1/1978*	*6/1/1978*	*6/1/1978*	*6/1/1978*	*6/1/1978*	*6/1/1978*	*6/1/1978*	*1/1/1988*	*1/1/1988*	*1/1/1988*	*1/1/1988*
Sample Depth		*(64) ft BGS*	*(64) ft BGS*	*(65) ft BGS*	*(68.5) ft BGS*	*(70) ft BGS*	*(74) ft BGS*	*(74) ft BGS*	*(78.5) ft BGS*	*(84) ft BGS*	*(0-5) ft BGS*	*(0-5) ft BGS*	*(0-5) ft BGS*	*(0-5) ft BGS*
Sample Type	*Units*													
SVOCs (Continued)														
Diethyl phthalate	mg/kg	-	-	-	-	-	-	-	-	-	0.4 U	0.4 U	0.4 U	4 U
Dimethyl phthalate	mg/kg	-	-	-	-	-	-	-	-	-	0.4 U	0.4 U	0.4 U	4 U
2,4-Dimethylphenol	mg/kg	-	-	-	-	-	-	-	-	-	0.4 U	0.4 U	0.4 U	4 U
Di-n-butylphthalate (DBP)	mg/kg	-	-	-	-	-	-	-	-	-	0.4 U	0.4 U	0.4 U	4 U
4,6-Dinitro-2-methylphenol	mg/kg	-	-	-	-	-	-	-	-	-	2 U	2 U	2 U	20 U
2,4-Dinitrophenol	mg/kg	-	-	-	-	-	-	-	-	-	2 U	2 U	2 U	20 U
2,4-Dinitrotoluene	mg/kg	-	-	-	-	-	-	-	-	-	0.4 U	0.4 U	0.4 U	4 U
2,6-Dinitrotoluene	mg/kg	-	-	-	-	-	-	-	-	-	0.4 U	0.4 U	0.4 U	4 U
Di-n-octyl phthalate (DnOP)	mg/kg	-	-	-	-	-	-	-	-	-	0.4 U	0.4 U	0.4 U	4 U
bis(2-Ethylhexyl)phthalate (DEHP)	mg/kg	-	-	-	-	-	-	-	-	-	0.4 U	0.4 U	0.4 U	4 U
Fluoranthene	mg/kg	-	-	-	-	-	-	-	-	-	0.4 U	0.4 U	0.4 U	15
Fluorene	mg/kg	-	-	-	-	-	-	-	-	-	0.4 U	0.4 U	0.4 U	4 U
Hexachlorobenzene	mg/kg	-	-	-	-	-	-	-	-	-	0.4 U	0.4 U	0.4 U	4 U
Hexachlorobutadiene	mg/kg	-	-	-	-	-	-	-	-	-	0.4 U	0.4 U	0.4 U	4 U
Hexachlorocyclopentadiene	mg/kg	-	-	-	-	-	-	-	-	-	0.4 U	0.4 U	0.4 U	4 U
Hexachloroethane	mg/kg	-	-	-	-	-	-	-	-	-	0.4 U	0.4 U	0.4 U	4 U
Indeno(1,2,3-cd)pyrene	mg/kg	-	-	-	-	-	-	-	-	-	0.4 U	0.4 U	0.4 U	**4**
Isophorone	mg/kg	-	-	-	-	-	-	-	-	-	0.4 U	0.4 U	0.4 U	4 U
2-Methylnaphthalene	mg/kg	-	-	-	-	-	-	-	-	-	0.4 U	0.4 U	0.4 U	4 U
2-Methylphenol	mg/kg	-	-	-	-	-	-	-	-	-	0.4 U	0.4 U	0.4 U	4 U
3&4-Methylphenol	mg/kg	-	-	-	-	-	-	-	-	-	-	-	-	-
4-Methylphenol	mg/kg	-	-	-	-	-	-	-	-	-	0.4 U	0.4 U	0.4 U	4 U
Naphthalene	mg/kg	-	-	-	-	-	-	-	-	-	0.4 U	0.4 U	0.4 U	4 U
2-Nitroaniline	mg/kg	-	-	-	-	-	-	-	-	-	0.4 U	0.4 U	0.4 U	4 U
3-Nitroaniline	mg/kg	-	-	-	-	-	-	-	-	-	0.4 U	0.4 U	0.4 U	4 U
4-Nitroaniline	mg/kg	-	-	-	-	-	-	-	-	-	0.4 U	0.4 U	0.4 U	4 U
Nitrobenzene	mg/kg	-	-	-	-	-	-	-	-	-	0.4 U	0.4 U	0.4 U	4 U
2-Nitrophenol	mg/kg	-	-	-	-	-	-	-	-	-	0.4 U	0.4 U	0.4 U	4 U
4-Nitrophenol	mg/kg	-	-	-	-	-	-	-	-	-	2 U	2 U	2 U	20 U
N-Nitrosodi-n-propylamine	mg/kg	-	-	-	-	-	-	-	-	-	0.4 U	0.4 U	0.4 U	4 U
N-Nitrosodiphenylamine	mg/kg	-	-	-	-	-	-	-	-	-	0.4 U	0.4 U	0.4 U	4 U
N-Nitrosodimethylamine	mg/kg	-	-	-	-	-	-	-	-	-	0.4 U	0.4 U	0.4 U	4 U
2,2'-Oxybis(1-chloropropane)	mg/kg	-	-	-	-	-	-	-	-	-	0.4 U	0.4 U	0.4 U	4 U
Pentachlorophenol	mg/kg	-	-	-	-	-	-	-	-	-	2 U	2 U	2 U	20 U
Phenanthrene	mg/kg	-	-	-	-	-	-	-	-	-	0.4 U	0.4 U	0.4 U	9
Phenol	mg/kg	0.19 U	0.18 U	0.19 U	0.19	U	0.18 U	0.18 U	0.93	0.18 U	0.4 U	0.4 U	0.4 U	4 U
Pyrene	mg/kg	-	-	-	-	-	-	-	-	-	0.4 U	0.4 U	0.4 U	14
1,2,4-Trichlorobenzene	mg/kg	-	-	-	-	-	-	-	-	-	-	-	-	-
2,4,5-Trichlorophenol	mg/kg	-	-	-	-	-	-	-	-	-	2 U	2 U	2 U	20 U
2,4,6-Trichlorophenol	mg/kg	-	-	-	-	-	-	-	-	-	0.4 U	0.4 U	0.4 U	4 U

APPENDIX G.1

SOIL QUALITY DATA
RFI REPORT
FORMER MANUAL TRANSMISSIONS OF MUNCIE FACILITY
MUNCIE, INDIANA

AOI		*AOI 16*	*AOI 16*	*AOI 16*	*AOI 16*	*AOI 16*	*AOI 16*	*AOI 16*	*AOI 16*	*AOI 16*	*AOI 16*	*AOI 16*	*AOI 16*	*AOI 16*
Sample Location		*B-1*	*B-2*	*B-3*	*B-4*	*B-3*	*B-1*	*B-2*	*B-4*	*B-2*	*HC-8*	*HC-10*	*HC-11*	*HC-12*
Sample Identification		*13*	*13*	*14*	*13*	*15*	*15*	*15*	*15*	*17*	*HC-8*	*HC-10*	*HC-11*	*HC-12*
Sample Date		*6/1/1978*	*6/1/1978*	*6/1/1978*	*6/1/1978*	*6/1/1978*	*6/1/1978*	*6/1/1978*	*6/1/1978*	*6/1/1978*	*1/1/1988*	*1/1/1988*	*1/1/1988*	*1/1/1988*
Sample Depth		*(64) ft BGS*	*(64) ft BGS*	*(65) ft BGS*	*(68.5) ft BGS*	*(70) ft BGS*	*(74) ft BGS*	*(74) ft BGS*	*(78.5) ft BGS*	*(84) ft BGS*	*(0-5) ft BGS*	*(0-5) ft BGS*	*(0-5) ft BGS*	*(0-5) ft BGS*
Sample Type	*Units*													
Polychlorinated Biphenyls (PCBs)														
Aroclor-1016 (PCB-1016)	mg/kg	-	-	-	-	-	-	-	-	-	-	-	-	-
Aroclor-1221 (PCB-1221)	mg/kg	-	-	-	-	-	-	-	-	-	-	-	-	-
Aroclor-1232 (PCB-1232)	mg/kg	-	-	-	-	-	-	-	-	-	-	-	-	-
Aroclor-1242 (PCB-1242)	mg/kg	-	-	-	-	-	-	-	-	-	-	-	-	-
Aroclor-1248 (PCB-1248)	mg/kg	-	-	-	-	-	-	-	-	-	7 U	7 U	7 U	7 U
Aroclor-1254 (PCB-1254)	mg/kg	-	-	-	-	-	-	-	-	-	-	-	-	-
Aroclor-1260 (PCB-1260)	mg/kg	-	-	-	-	-	-	-	-	-	-	-	-	-
Total PCBs	mg/kg	0.039	0.028	0.017	0.002 U	0.017	0.0066	0.005 U	0.103	0.07	7 U	7 U	7 U	7 U
Total Petroleum Hydrocarbons (TPH)														
Total Petroleum Hydrocarbons - Diesel	mg/kg	-	-	-	-	-	-	-	-	-	-	-	-	-
Total Petroleum Hydrocarbons - Gas	mg/kg	-	-	-	-	-	-	-	-	-	-	-	-	-
Total Petroleum Hydrocarbons - Oil	mg/kg	-	-	-	-	-	-	-	-	-	-	-	-	-
Total Petroleum Hydrocarbons	mg/kg	-	-	-	-	-	-	-	-	-	-	-	-	-
Total Petroleum Hydrocarbons - Purgeable (GRO)	mg/kg	-	-	-	-	-	-	-	-	-	-	-	-	-
Total Petroleum Hydrocarbons (C10-C20)	mg/kg	-	-	-	-	-	-	-	-	-	-	-	-	-
Total Petroleum Hydrocarbons (C20-C34)	mg/kg	-	-	-	-	-	-	-	-	-	-	-	-	-
Total Petroleum Hydrocarbons (C6-C10) GRO	mg/kg	-	-	-	-	-	-	-	-	-	-	-	-	-
Metals														
Aluminum	mg/kg	-	-	-	-	-	-	-	-	-	-	-	-	-
Antimony	mg/kg	-	-	-	-	-	-	-	-	-	-	-	-	-
Arsenic	mg/kg	0.22	0.23	0.15	1.71	U	0.27	0.24	1.1	0.68	-	-	-	-
Barium	mg/kg	-	-	-	-	-	-	-	-	-	-	-	-	-
Beryllium	mg/kg	-	-	-	-	-	-	-	-	-	-	-	-	-
Cadmium	mg/kg	1.7	1.2	2.8	1	2.1	2	1.7	1.9	1.2	-	-	-	-
Calcium	mg/kg	-	-	-	-	-	-	-	-	-	-	-	-	-
Chromium	mg/kg	-	-	-	-	-	-	-	-	-	-	-	-	-
Chromium VI (hexavalent)	mg/kg	-	-	-	-	-	-	-	-	-	-	-	-	-
Cobalt	mg/kg	-	-	-	-	-	-	-	-	-	-	-	-	-
Copper	mg/kg	-	-	-	-	-	-	-	-	-	-	-	-	-
Iron	mg/kg	-	-	-	-	-	-	-	-	-	-	-	-	-
Lead	mg/kg	70	150	55	16	142	13	13 U	34	13 U	-	-	-	-
Magnesium	mg/kg	-	-	-	-	-	-	-	-	-	-	-	-	-
Manganese	mg/kg	-	-	-	-	-	-	-	-	-	-	-	-	-
Mercury	mg/kg	-	-	-	-	-	-	-	-	-	-	-	-	-
Nickel	mg/kg	-	-	-	-	-	-	-	-	-	-	-	-	-
Potassium	mg/kg	-	-	-	-	-	-	-	-	-	-	-	-	-
Selenium	mg/kg	-	-	-	-	-	-	-	-	-	-	-	-	-
Silver	mg/kg	-	-	-	-	-	-	-	-	-	-	-	-	-
Sodium	mg/kg	-	-	-	-	-	-	-	-	-	-	-	-	-
Thallium	mg/kg	-	-	-	-	-	-	-	-	-	-	-	-	-
Vanadium	mg/kg	-	-	-	-	-	-	-	-	-	-	-	-	-
Zinc	mg/kg	-	-	-	-	-	-	-	-	-	-	-	-	-

APPENDIX G.1

SOIL QUALITY DATA
RFI REPORT
FORMER MANUAL TRANSMISSIONS OF MUNCIE FACILITY
MUNCIE, INDIANA

AOI		*AOI 16*	*AOI 16*	*AOI 16*	*AOI 16*	*AOI 16*	*AOI 16*	*AOI 16*	*AOI 16*	*AOI 16*	*AOI 16*	*AOI 16*	*AOI 16*	*AOI 16*
Sample Location		*B-1*	*B-2*	*B-3*	*B-4*	*B-3*	*B-1*	*B-2*	*B-4*	*B-2*	*HC-8*	*HC-10*	*HC-11*	*HC-12*
Sample Identification		*13*	*13*	*14*	*13*	*15*	*15*	*15*	*15*	*17*	*HC-8*	*HC-10*	*HC-11*	*HC-12*
Sample Date		*6/1/1978*	*6/1/1978*	*6/1/1978*	*6/1/1978*	*6/1/1978*	*6/1/1978*	*6/1/1978*	*6/1/1978*	*6/1/1978*	*1/1/1988*	*1/1/1988*	*1/1/1988*	*1/1/1988*
Sample Depth		*(64) ft BGS*	*(64) ft BGS*	*(65) ft BGS*	*(68.5) ft BGS*	*(70) ft BGS*	*(74) ft BGS*	*(74) ft BGS*	*(78.5) ft BGS*	*(84) ft BGS*	*(0-5) ft BGS*	*(0-5) ft BGS*	*(0-5) ft BGS*	*(0-5) ft BGS*
Sample Type	*Units*													
General Chemistry														
Carbonate (as CaCO3)	mg/kg	-	-	-	-	-	-	-	-	-	-	-	-	-
Chloride	mg/kg	166	152	-	187	U	166	61	164	62	-	-	-	-
Chloride	s.u.	-	-	-	-	-	-	-	-	-	-	-	-	-
Cyanide (total)	mg/kg	-	-	-	-	-	-	-	-	-	-	-	-	-
N-Hexane extractable material	mg/kg	-	-	-	-	-	-	-	-	-	-	-	-	-
Percent moisture	%	-	-	-	-	-	-	-	-	-	-	-	-	-
pH	s.u.	7.8	7.9	8.8	8.1	U	7.7	7.7	8	7.6	-	-	-	-
Saturated aliphatic hydrocarbons	mg/kg	-	-	-	-	-	-	-	-	-	-	-	-	-
Sulfate	mg/kg	617	1070	-	576	-	1152	782	1523	1358	-	-	-	-
Total solids	%	-	-	-	-	-	-	-	-	-	-	-	-	-

Notes
mg/kg - Milligrams per kilogram
"-" - No value
U - Not detected at the associated reporting limit
J - Estimated concentration
UJ - Not detected; associated reporting limit is estimated
R - Rejected
s.u. - Standard units
nc - No criteria
ND - Non Detect (calculation)
BOLD[abc] Concentration exceeds associated screening level
IDEM Appendix A: Screening Levels Remedation Closure Guide - March 25, 2014
a - Exceeds IDEM residential migration to ground water screening levels
b - Exceeds IDEM commercial/industrial direct contact screening levels
c - Exceeds IDEM excavation direct contact screening levels

APPENDIX G.1

SOIL QUALITY DATA
RFI REPORT
FORMER MANUAL TRANSMISSIONS OF MUNCIE FACILITY
MUNCIE, INDIANA

AOI		*AOI 16*	*AOI 16*	*AOI 16*	*AOI 16*	*AOI 16*	*AOI 16*	*AOI 16*	*AOI 16*	*AOI 16*	*AOI 16*	*AOI 16*	*AOI 16*
Sample Location		*HC-13*	*MW-5*	*MW-6*	*SB-3*	*SB-4*	*SB-5*	*SB-6*	*SB-7*	*SB-8*	*SB-9*	*SB-4*	*MW-5*
Sample Identification		*HC-13*	*MW-5*	*MW-6*	*SB-3*	*SB-4*	*SB-5*	*SB-6*	*SB-7*	*SB-8*	*SB-9*	*SB-4*	*MW-5*
Sample Date		*1/1/1988*	*1/1/1988*	*1/1/1988*	*1/1/1988*	*1/1/1988*	*1/1/1988*	*1/1/1988*	*1/1/1988*	*1/1/1988*	*1/1/1988*	*1/1/1988*	*1/1/1988*
Sample Depth		*(0-5) ft BGS*	*(0-5) ft BGS*	*(0-5) ft BGS*	*(0-5) ft BGS*	*(0-5) ft BGS*	*(0-5) ft BGS*	*(0-5) ft BGS*	*(0-5) ft BGS*	*(0-5) ft BGS*	*(0-5) ft BGS*	*(4-5.5) ft BGS*	*(5-10) ft BGS*
Sample Type	*Units*												
Volatile Organic Compounds (VOCs)													
Acetone	mg/kg	-	0.13	0.03	-	-	-	-	-	-	-	0.7	0.08
Benzene	mg/kg	-	U	0.006 U	-	-	-	-	-	-	-	0.03 U	0.006 U
Benzyl alcohol	mg/kg	-	-	-	-	-	-	-	-	-	-	-	-
Bromodichloromethane	mg/kg	-	0.006 U	0.006 U	-	-	-	-	-	-	-	0.03 U	0.006 U
Bromoform	mg/kg	-	0.006 U	0.006 U	-	-	-	-	-	-	-	0.03 U	0.006 U
Bromomethane (Methyl bromide)	mg/kg	-	0.01 U	0.01 U	-	-	-	-	-	-	-	0.06 U	0.01 U
2-Butanone (Methyl ethyl ketone) (MEK)	mg/kg	-	U	0.01 U	-	-	-	-	-	-	-	0.06 U	0.01 U
Carbon disulfide	mg/kg	-	U	0.007	-	-	-	-	-	-	-	0.03 U	0.006 U
Carbon tetrachloride	mg/kg	-	U	0.006 U	-	-	-	-	-	-	-	0.03 U	0.006 U
4-Chloroaniline	mg/kg	-	-	-	-	-	-	-	-	-	-	-	-
Chlorobenzene	mg/kg	-	U	0.006 U	-	-	-	-	-	-	-	0.03 U	0.006 U
Chloroethane	mg/kg	-	0.01 U	0.01 U	-	-	-	-	-	-	-	0.06 U	0.01 U
2-Chloroethyl vinyl ether	mg/kg	-	0.01 U	0.01 U	-	-	-	-	-	-	-	-	0.01 U
Chloroform (Trichloromethane)	mg/kg	-	U	0.006 U	-	-	-	-	-	-	-	0.03 U	0.006 U
Chloromethane (Methyl chloride)	mg/kg	-	0.01 U	0.01 U	-	-	-	-	-	-	-	0.06 U	0.01 U
Cyclohexane	mg/kg	-	-	-	-	-	-	-	-	-	-	-	-
Dibenzofuran	mg/kg	-	-	-	-	-	-	-	-	-	-	-	-
1,2-Dibromo-3-chloropropane (DBCP)	mg/kg	-	-	-	-	-	-	-	-	-	-	-	-
Dibromochloromethane	mg/kg	-	0.006 U	0.006 U	-	-	-	-	-	-	-	0.03 U	0.006 U
1,2-Dibromoethane (Ethylene dibromide)	mg/kg	-	-	-	-	-	-	-	-	-	-	-	-
1,2-Dichlorobenzene	mg/kg	0.4 U	-	-	-	-	-	-	-	-	-	-	-
1,3-Dichlorobenzene	mg/kg	0.4 U	-	-	-	-	-	-	-	-	-	-	-
1,4-Dichlorobenzene	mg/kg	0.4 U	-	-	-	-	-	-	-	-	-	-	-
Dichlorodifluoromethane (CFC-12)	mg/kg	-	-	-	-	-	-	-	-	-	-	-	-
Dichloroethane	mg/kg	-	-	-	-	-	-	-	-	-	-	-	-
1,1-Dichloroethane	mg/kg	-	U	0.006 U	-	-	-	-	-	-	-	0.017	0.007
1,2-Dichloroethane	mg/kg	-	0.006 U	0.006 U	-	-	-	-	-	-	-	0.03 U	0.006 U
Dichloroethene	mg/kg	-	-	-	-	-	-	-	-	-	-	-	-
1,2-Dichloroethene (total)	mg/kg	-	-	-	-	-	-	-	-	-	-	-	-
1,1-Dichloroethene	mg/kg	-	0.006 U	0.006 U	-	-	-	-	-	-	-	-	0.006 U
cis-1,2-Dichloroethene	mg/kg	-	U	-	-	-	-	-	-	-	-	0.03 U	-
trans-1,2-Dichloroethene	mg/kg	-	0.006 U	0.006 U	-	-	-	-	-	-	-	0.03 U	0.006 U
1,2-Dichloropropane	mg/kg	-	0.006 U	0.006 U	-	-	-	-	-	-	-	0.03 U	0.006 U
cis-1,3-Dichloropropene	mg/kg	-	0.006 U	0.006 U	-	-	-	-	-	-	-	0.03 U	0.006 U
trans-1,3-Dichloropropene	mg/kg	-	0.006 U	0.006 U	-	-	-	-	-	-	-	0.03 U	0.006 U
Ethylbenzene	mg/kg	-	U	0.006 U	-	-	-	-	-	-	-	0.03 U	0.006 U
2-Hexanone	mg/kg	-	0.1 U	0.01 U	-	-	-	-	-	-	-	0.06 U	0.1 U
Isopropyl benzene	mg/kg	-	-	-	-	-	-	-	-	-	-	-	-
Methyl acetate	mg/kg	-	-	-	-	-	-	-	-	-	-	-	-
Methyl cyclohexane	mg/kg	-	-	-	-	-	-	-	-	-	-	-	-
Methyl tert butyl ether (MTBE)	mg/kg	-	-	-	-	-	-	-	-	-	-	-	-
4-Methyl-2-pentanone (MIBK)	mg/kg	-	U	0.01 U	-	-	-	-	-	-	-	0.03 U	0.01 U
Methylene chloride	mg/kg	-	U	0.006 U	-	-	-	-	-	-	-	0.03 U	0.006 U
Styrene	mg/kg	-	0.006 U	0.006 U	-	-	-	-	-	-	-	0.03 U	0.006 U
1,1,2,2-Tetrachloroethane	mg/kg	-	U	0.006 U	-	-	-	-	-	-	-	0.03 U	0.006 U
Tetrachloroethene	mg/kg	-	U	0.006 U	-	-	-	-	-	-	-	0.03 U	0.006 U

APPENDIX G.1

SOIL QUALITY DATA
RFI REPORT
FORMER MANUAL TRANSMISSIONS OF MUNCIE FACILITY
MUNCIE, INDIANA

AOI		*AOI 16*	*AOI 16*	*AOI 16*	*AOI 16*	*AOI 16*	*AOI 16*	*AOI 16*	*AOI 16*	*AOI 16*	*AOI 16*	*AOI 16*	*AOI 16*
Sample Location		*HC-13*	*MW-5*	*MW-6*	*SB-3*	*SB-4*	*SB-5*	*SB-6*	*SB-7*	*SB-8*	*SB-9*	*SB-4*	*MW-5*
Sample Identification		*HC-13*	*MW-5*	*MW-6*	*SB-3*	*SB-4*	*SB-5*	*SB-6*	*SB-7*	*SB-8*	*SB-9*	*SB-4*	*MW-5*
Sample Date		*1/1/1988*	*1/1/1988*	*1/1/1988*	*1/1/1988*	*1/1/1988*	*1/1/1988*	*1/1/1988*	*1/1/1988*	*1/1/1988*	*1/1/1988*	*1/1/1988*	*1/1/1988*
Sample Depth		*(0-5) ft BGS*	*(0-5) ft BGS*	*(0-5) ft BGS*	*(0-5) ft BGS*	*(0-5) ft BGS*	*(0-5) ft BGS*	*(0-5) ft BGS*	*(0-5) ft BGS*	*(0-5) ft BGS*	*(0-5) ft BGS*	*(4-5.5) ft BGS*	*(5-10) ft BGS*
Sample Type	*Units*												
VOCs (Continued)													
Toluene	mg/kg	-	U	0.011	-	-	-	-	-	-	-	0.03 U	0.006 U
1,2,4-Trichlorobenzene	mg/kg	0.4 U	-	-	-	-	-	-	-	-	-	-	-
Trichloroethane	mg/kg	-	-	-	-	-	-	-	-	-	-	-	-
1,1,1-Trichloroethane	mg/kg	-	U	0.006 U	-	-	-	-	-	-	-	0.03 U	0.006 U
1,1,2-Trichloroethane	mg/kg	-	U	0.006 U	-	-	-	-	-	-	-	0.03 U	0.006 U
Trichloroethene	mg/kg	-	U	0.006 U	-	-	-	-	-	-	-	0.03 U	0.006 U
Trichlorofluoromethane (CFC-11)	mg/kg	-	-	-	-	-	-	-	-	-	-	-	-
Trifluorotrichloroethane (Freon 113)	mg/kg	-	-	-	-	-	-	-	-	-	-	-	-
Vinyl acetate	mg/kg	-	0.01 U	0.01 U	-	-	-	-	-	-	-	0.06 U	0.01 U
Vinyl chloride	mg/kg	-	0.01 U	0.01 U	-	-	-	-	-	-	-	0.06 U	0.01 U
Xylenes (total)	mg/kg	-	U	0.006 U	-	-	-	-	-	-	-	0.03 U	0.006 U
Semi-Volatile Organic Compounds (SVOCs)													
Acenaphthene	mg/kg	0.4 U	0.4 U	0.4 U	-	-	-	-	-	-	-	-	0.4 U
Acenaphthylene	mg/kg	0.4 U	0.4 U	0.4 U	-	-	-	-	-	-	-	-	0.4 U
Acetophenone	mg/kg	-	-	-	-	-	-	-	-	-	-	-	-
Anthracene	mg/kg	0.4 U	0.4 U	0.4 U	-	-	-	-	-	-	-	-	0.4 U
Atrazine	mg/kg	-	-	-	-	-	-	-	-	-	-	-	-
Benzaldehyde	mg/kg	-	-	-	-	-	-	-	-	-	-	-	-
Benzo(a)anthracene	mg/kg	0.4 U	0.4 U	0.4 U	-	-	-	-	-	-	-	-	0.4 U
Benzo(a)pyrene	mg/kg	0.4 U	0.4 U	0.4 U	-	-	-	-	-	-	-	-	0.4 U
Benzo(b)fluoranthene	mg/kg	0.4 U	0.4 U	0.4 U	-	-	-	-	-	-	-	-	0.4 U
Benzo(g,h,i)perylene	mg/kg	0.4 U	0.4 U	0.4 U	-	-	-	-	-	-	-	-	0.4 U
Benzo(k)fluoranthene	mg/kg	0.4 U	0.4 U	0.4 U	-	-	-	-	-	-	-	-	0.4 U
Benzoic acid	mg/kg	2 U	2 U	2 U	-	-	-	-	-	-	-	-	2 U
Biphenyl (1,1-Biphenyl)	mg/kg	-	-	-	-	-	-	-	-	-	-	-	-
4-Bromophenyl phenyl ether	mg/kg	0.4 U	0.4 U	0.4 U	-	-	-	-	-	-	-	-	0.4 U
Butyl benzylphthalate (BBP)	mg/kg	0.4 U	0.4 U	0.4 U	-	-	-	-	-	-	-	-	0.4 U
Caprolactam	mg/kg	-	-	-	-	-	-	-	-	-	-	-	-
Carbazole	mg/kg	-	-	-	-	-	-	-	-	-	-	-	-
4-Chloro-3-methylphenol	mg/kg	0.4 U	0.4 U	0.4 U	-	-	-	-	-	-	-	-	0.4 U
4-Chloroaniline	mg/kg	-	-	-	-	-	-	-	-	-	-	-	-
bis(2-Chloroethoxy)methane	mg/kg	0.4 U	0.4 U	0.4 U	-	-	-	-	-	-	-	-	0.4 U
bis(2-Chloroethyl)ether	mg/kg	0.4 U	0.4 U	0.4 U	-	-	-	-	-	-	-	-	0.4 U
2-Chloronaphthalene	mg/kg	0.4 U	0.4 U	0.4 U	-	-	-	-	-	-	-	-	0.4 U
2-Chlorophenol	mg/kg	0.4 U	0.4 U	0.4 U	-	-	-	-	-	-	-	-	0.4 U
4-Chlorophenyl phenyl ether	mg/kg	0.4 U	0.4 U	0.4 U	-	-	-	-	-	-	-	-	0.4 U
Chrysene	mg/kg	0.4 U	0.4 U	0.4 U	-	-	-	-	-	-	-	-	0.4 U
Dibenz(a,h)anthracene	mg/kg	0.4 U	0.4 U	0.4 U	-	-	-	-	-	-	-	-	0.4 U
Dibenzofuran	mg/kg	-	-	-	-	-	-	-	-	-	-	-	-
1,2-Dichlorobenzene	mg/kg	-	0.4 U	-	-	-	-	-	-	-	-	-	0.4 U
1,3-Dichlorobenzene	mg/kg	-	0.4 U	-	-	-	-	-	-	-	-	-	0.4 U
1,4-Dichlorobenzene	mg/kg	-	0.4 U	-	-	-	-	-	-	-	-	-	0.4 U
3,3'-Dichlorobenzidine	mg/kg	0.8 U	0.9 U	0.8 U	-	-	-	-	-	-	-	-	0.7 U
2,4-Dichlorophenol	mg/kg	0.4 U	0.4 U	0.4 U	-	-	-	-	-	-	-	-	0.4 U

APPENDIX G.1

SOIL QUALITY DATA
RFI REPORT
FORMER MANUAL TRANSMISSIONS OF MUNCIE FACILITY
MUNCIE, INDIANA

AOI		*AOI 16*	*AOI 16*	*AOI 16*	*AOI 16*	*AOI 16*	*AOI 16*	*AOI 16*	*AOI 16*	*AOI 16*	*AOI 16*	*AOI 16*	*AOI 16*
Sample Location		*HC-13*	*MW-5*	*MW-6*	*SB-3*	*SB-4*	*SB-5*	*SB-6*	*SB-7*	*SB-8*	*SB-9*	*SB-4*	*MW-5*
Sample Identification		*HC-13*	*MW-5*	*MW-6*	*SB-3*	*SB-4*	*SB-5*	*SB-6*	*SB-7*	*SB-8*	*SB-9*	*SB-4*	*MW-5*
Sample Date		*1/1/1988*	*1/1/1988*	*1/1/1988*	*1/1/1988*	*1/1/1988*	*1/1/1988*	*1/1/1988*	*1/1/1988*	*1/1/1988*	*1/1/1988*	*1/1/1988*	*1/1/1988*
Sample Depth		*(0-5) ft BGS*	*(0-5) ft BGS*	*(0-5) ft BGS*	*(0-5) ft BGS*	*(0-5) ft BGS*	*(0-5) ft BGS*	*(0-5) ft BGS*	*(0-5) ft BGS*	*(0-5) ft BGS*	*(0-5) ft BGS*	*(4-5.5) ft BGS*	*(5-10) ft BGS*
Sample Type	*Units*												
SVOCs (Continued)													
Diethyl phthalate	mg/kg	0.4 U	0.4 U	0.4 U	-	-	-	-	-	-	-	-	0.4 U
Dimethyl phthalate	mg/kg	0.4 U	0.4 U	0.4 U	-	-	-	-	-	-	-	-	0.4 U
2,4-Dimethylphenol	mg/kg	0.4 U	0.4 U	0.4 U	-	-	-	-	-	-	-	-	0.4 U
Di-n-butylphthalate (DBP)	mg/kg	0.4 U	0.4 U	0.4 U	-	-	-	-	-	-	-	-	0.4 U
4,6-Dinitro-2-methylphenol	mg/kg	2 U	2 U	2 U	-	-	-	-	-	-	-	-	2 U
2,4-Dinitrophenol	mg/kg	2 U	2 U	2 U	-	-	-	-	-	-	-	-	2 U
2,4-Dinitrotoluene	mg/kg	0.4 U	0.4 U	0.4 U	-	-	-	-	-	-	-	-	0.4 U
2,6-Dinitrotoluene	mg/kg	0.4 U	0.4 U	0.4 U	-	-	-	-	-	-	-	-	0.4 U
Di-n-octyl phthalate (DnOP)	mg/kg	0.4 U	0.4 U	0.4 U	-	-	-	-	-	-	-	-	0.4 U
bis(2-Ethylhexyl)phthalate (DEHP)	mg/kg	0.4 U	0.4 U	0.4 U	-	-	-	-	-	-	-	-	0.4 U
Fluoranthene	mg/kg	0.4 U	0.4 U	0.4 U	-	-	-	-	-	-	-	-	0.4 U
Fluorene	mg/kg	0.4 U	0.4 U	0.4 U	-	-	-	-	-	-	-	-	0.4 U
Hexachlorobenzene	mg/kg	0.4 U	0.4 U	0.4 U	-	-	-	-	-	-	-	-	0.4 U
Hexachlorobutadiene	mg/kg	0.4 U	0.4 U	0.4 U	-	-	-	-	-	-	-	-	0.4 U
Hexachlorocyclopentadiene	mg/kg	0.4 U	0.4 U	0.4 U	-	-	-	-	-	-	-	-	0.4 U
Hexachloroethane	mg/kg	0.4 U	0.4 U	0.4 U	-	-	-	-	-	-	-	-	0.4 U
Indeno(1,2,3-cd)pyrene	mg/kg	0.4 U	0.4 U	0.4 U	-	-	-	-	-	-	-	-	0.4 U
Isophorone	mg/kg	0.4 U	0.4 U	0.4 U	-	-	-	-	-	-	-	-	0.4 U
2-Methylnaphthalene	mg/kg	0.4 U	0.4 U	0.4 U	-	-	-	-	-	-	-	-	0.4 U
2-Methylphenol	mg/kg	0.4 U	0.4 U	0.4 U	-	-	-	-	-	-	-	-	0.4 U
3&4-Methylphenol	mg/kg	-	-	-	-	-	-	-	-	-	-	-	-
4-Methylphenol	mg/kg	0.4 U	0.4 U	0.4 U	-	-	-	-	-	-	-	-	0.4 U
Naphthalene	mg/kg	0.4 U	0.4 U	0.4 U	-	-	-	-	-	-	-	-	0.4 U
2-Nitroaniline	mg/kg	0.4 U	0.4 U	0.4 U	-	-	-	-	-	-	-	-	0.4 U
3-Nitroaniline	mg/kg	0.4 U	0.4 U	0.4 U	-	-	-	-	-	-	-	-	0.4 U
4-Nitroaniline	mg/kg	0.4 U	0.4 U	0.4 U	-	-	-	-	-	-	-	-	0.4 U
Nitrobenzene	mg/kg	0.4 U	0.4 U	0.4 U	-	-	-	-	-	-	-	-	0.4 U
2-Nitrophenol	mg/kg	0.4 U	0.4 U	0.4 U	-	-	-	-	-	-	-	-	0.4 U
4-Nitrophenol	mg/kg	2 U	2 U	2 U	-	-	-	-	-	-	-	-	2 U
N-Nitrosodi-n-propylamine	mg/kg	0.4 U	0.4 U	0.4 U	-	-	-	-	-	-	-	-	0.4 U
N-Nitrosodiphenylamine	mg/kg	0.4 U	0.4 U	0.4 U	-	-	-	-	-	-	-	-	0.4 U
N-Nitrosodimethylamine	mg/kg	0.4 U	0.4 U	0.4 U	-	-	-	-	-	-	-	-	0.4 U
2,2'-Oxybis(1-chloropropane)	mg/kg	0.4 U	0.4 U	0.4 U	-	-	-	-	-	-	-	-	0.4 U
Pentachlorophenol	mg/kg	2 U	2 U	2 U	-	-	-	-	-	-	-	-	2 U
Phenanthrene	mg/kg	0.4 U	0.4 U	0.4 U	-	-	-	-	-	-	-	-	0.4 U
Phenol	mg/kg	0.4 U	0.4 U	0.4 U	-	-	-	-	-	-	-	-	0.4 U
Pyrene	mg/kg	0.4 U	0.4 U	0.4 U	-	-	-	-	-	-	-	-	0.4 U
1,2,4-Trichlorobenzene	mg/kg	-	0.4 U	-	-	-	-	-	-	-	-	-	0.4 U
2,4,5-Trichlorophenol	mg/kg	2 U	2 U	2 U	-	-	-	-	-	-	-	-	2 U
2,4,6-Trichlorophenol	mg/kg	0.4 U	0.4 U	0.4 U	-	-	-	-	-	-	-	-	0.4 U

APPENDIX G.1

SOIL QUALITY DATA
RFI REPORT
FORMER MANUAL TRANSMISSIONS OF MUNCIE FACILITY
MUNCIE, INDIANA

AOI		*AOI 16*	*AOI 16*	*AOI 16*	*AOI 16*	*AOI 16*	*AOI 16*	*AOI 16*	*AOI 16*	*AOI 16*	*AOI 16*	*AOI 16*	*AOI 16*
Sample Location		*HC-13*	*MW-5*	*MW-6*	*SB-3*	*SB-4*	*SB-5*	*SB-6*	*SB-7*	*SB-8*	*SB-9*	*SB-4*	*MW-5*
Sample Identification		*HC-13*	*MW-5*	*MW-6*	*SB-3*	*SB-4*	*SB-5*	*SB-6*	*SB-7*	*SB-8*	*SB-9*	*SB-4*	*MW-5*
Sample Date		*1/1/1988*	*1/1/1988*	*1/1/1988*	*1/1/1988*	*1/1/1988*	*1/1/1988*	*1/1/1988*	*1/1/1988*	*1/1/1988*	*1/1/1988*	*1/1/1988*	*1/1/1988*
Sample Depth		*(0-5) ft BGS*	*(0-5) ft BGS*	*(0-5) ft BGS*	*(0-5) ft BGS*	*(0-5) ft BGS*	*(0-5) ft BGS*	*(0-5) ft BGS*	*(0-5) ft BGS*	*(0-5) ft BGS*	*(0-5) ft BGS*	*(4-5.5) ft BGS*	*(5-10) ft BGS*
Sample Type	*Units*												
Polychlorinated Biphenyls (PCBs)													
Aroclor-1016 (PCB-1016)	mg/kg	-	-	-	-	-	-	-	-	-	-	-	-
Aroclor-1221 (PCB-1221)	mg/kg	-	-	-	-	-	-	-	-	-	-	-	-
Aroclor-1232 (PCB-1232)	mg/kg	-	-	-	-	-	-	-	-	-	-	-	-
Aroclor-1242 (PCB-1242)	mg/kg	-	-	-	-	-	-	-	-	-	-	-	-
Aroclor-1248 (PCB-1248)	mg/kg	7 U	9 U	9 U	-	-	0.15 U	0.08 U	**2**[a]	-	-	-	9 U
Aroclor-1254 (PCB-1254)	mg/kg	-	-	-	-	-	-	-	-	-	-	-	-
Aroclor-1260 (PCB-1260)	mg/kg	-	-	-	-	-	-	-	-	-	-	-	-
Total PCBs	mg/kg	7 U	9 U	9 U	-	-	0.15 U	0.08 U	**2**[a]	-	-	-	9 U
Total Petroleum Hydrocarbons (TPH)													
Total Petroleum Hydrocarbons - Diesel	mg/kg	-	-	-	-	-	-	-	-	-	-	-	-
Total Petroleum Hydrocarbons - Gas	mg/kg	-	-	-	-	-	-	-	-	-	-	-	-
Total Petroleum Hydrocarbons - Oil	mg/kg	-	-	-	-	-	-	-	-	-	-	-	-
Total Petroleum Hydrocarbons	mg/kg	-	-	-	-	-	-	-	-	-	-	-	-
Total Petroleum Hydrocarbons - Purgeable (GRO)	mg/kg	-	-	-	-	-	-	-	-	-	-	-	-
Total Petroleum Hydrocarbons (C10-C20)	mg/kg	-	-	-	-	-	-	-	-	-	-	-	-
Total Petroleum Hydrocarbons (C20-C34)	mg/kg	-	-	-	-	-	-	-	-	-	-	-	-
Total Petroleum Hydrocarbons (C6-C10) GRO	mg/kg	-	-	-	-	-	-	-	-	-	-	-	-
Metals													
Aluminum	mg/kg	-	-	-	-	-	-	-	-	-	-	-	-
Antimony	mg/kg	-	-	-	-	-	-	-	-	-	-	-	-
Arsenic	mg/kg	-	**8**[a]	**6**[a]	3	**17**[a]	**8**[a]	4	5	5	1 U	-	3
Barium	mg/kg	-	140	95	50	35	42	53	33	37	81	-	100
Beryllium	mg/kg	-	-	-	-	-	-	-	-	-	-	-	-
Cadmium	mg/kg	-	1 U	1 U	1 U	1 U	1 U	1 U	1 U	1 U	1 U	-	1 U
Calcium	mg/kg	-	-	-	-	-	-	-	-	-	-	-	-
Chromium	mg/kg	-	17	17	3	10	3	11	1 U	6	12	-	15
Chromium VI (hexavalent)	mg/kg	-	-	-	-	-	-	-	-	-	-	-	-
Cobalt	mg/kg	-	-	-	-	-	-	-	-	-	-	-	-
Copper	mg/kg	-	20	17	9	7	13	17	12	16	19	-	14
Iron	mg/kg	-	-	-	-	-	-	-	-	-	-	-	-
Lead	mg/kg	-	130	32	16	10	14	10	75	5	20	-	6
Magnesium	mg/kg	-	-	-	-	-	-	-	-	-	-	-	-
Manganese	mg/kg	-	-	-	-	-	-	-	-	-	-	-	-
Mercury	mg/kg	-	0.05 U	0.05	0.05	0.05 U	0.05 U	0.05 U	0.06	0.05	0.05 U	-	0.05 U
Nickel	mg/kg	-	27	19	1 U	5	1 U	15	1 U	6	15	-	17
Potassium	mg/kg	-	-	-	-	-	-	-	-	-	-	-	-
Selenium	mg/kg	-	1 U	1 U	1 U	U	2	1 U	1 U	1 U	1 U	-	1 U
Silver	mg/kg	-	1	1	1 U	1 U	2	1 U	1 U	1 U	1 U	-	1
Sodium	mg/kg	-	-	-	-	-	-	-	-	-	-	-	-
Thallium	mg/kg	-	-	-	-	-	-	-	-	-	-	-	-
Vanadium	mg/kg	-	-	-	-	-	-	-	-	-	-	-	-
Zinc	mg/kg	-	58	52	20	19	29	34	30	34	53	-	43

APPENDIX G.1

SOIL QUALITY DATA
RFI REPORT
FORMER MANUAL TRANSMISSIONS OF MUNCIE FACILITY
MUNCIE, INDIANA

AOI		*AOI 16*	*AOI 16*	*AOI 16*	*AOI 16*	*AOI 16*	*AOI 16*	*AOI 16*	*AOI 16*	*AOI 16*	*AOI 16*	*AOI 16*	*AOI 16*
Sample Location		*HC-13*	*MW-5*	*MW-6*	*SB-3*	*SB-4*	*SB-5*	*SB-6*	*SB-7*	*SB-8*	*SB-9*	*SB-4*	*MW-5*
Sample Identification		*HC-13*	*MW-5*	*MW-6*	*SB-3*	*SB-4*	*SB-5*	*SB-6*	*SB-7*	*SB-8*	*SB-9*	*SB-4*	*MW-5*
Sample Date		*1/1/1988*	*1/1/1988*	*1/1/1988*	*1/1/1988*	*1/1/1988*	*1/1/1988*	*1/1/1988*	*1/1/1988*	*1/1/1988*	*1/1/1988*	*1/1/1988*	*1/1/1988*
Sample Depth		*(0-5) ft BGS*	*(0-5) ft BGS*	*(0-5) ft BGS*	*(0-5) ft BGS*	*(0-5) ft BGS*	*(0-5) ft BGS*	*(0-5) ft BGS*	*(0-5) ft BGS*	*(0-5) ft BGS*	*(0-5) ft BGS*	*(4-5.5) ft BGS*	*(5-10) ft BGS*
Sample Type	*Units*												
General Chemistry													
Carbonate (as CaCO3)	mg/kg	-	-	-	-	-	-	-	-	-	-	-	-
Chloride	mg/kg	-	-	-	-	-	-	-	-	-	-	-	-
Chloride	s.u.	-	-	-	-	-	-	-	-	-	-	-	-
Cyanide (total)	mg/kg	-	-	-	-	-	-	-	-	-	-	-	-
N-Hexane extractable material	mg/kg	-	-	-	-	-	-	-	-	-	-	-	-
Percent moisture	%	-	-	-	-	-	-	-	-	-	-	-	-
pH	s.u.	-	9.8	8.1	8.3	11.3	9.1	7.7	10.1	8	9.5	-	8.5
Saturated aliphatic hydrocarbons	mg/kg	-	-	-	-	-	-	-	-	-	-	-	-
Sulfate	mg/kg	-	210	40	200 U	160	140	400 U	430	30	60	-	760
Total solids	%	-	77	83	87	84	81	81	91.1	86	81	-	81

Notes
mg/kg - Milligrams per kilogram
"-" - No value
U - Not detected at the associated reporting limit
J - Estimated concentration
UJ - Not detected; associated reporting limit is estimated
R - Rejected
s.u. - Standard units
nc - No criteria
ND - Non Detect (calculation)
BOLD[abc] Concentration exceeds associated screening level
IDEM Appendix A: Screening Levels Remedation Closure Guide - March 25, 2014
a - Exceeds IDEM residential migration to ground water screening levels
b - Exceeds IDEM commercial/industrial direct contact screening levels
c - Exceeds IDEM excavation direct contact screening levels

APPENDIX G.1

SOIL QUALITY DATA
RFI REPORT
FORMER MANUAL TRANSMISSIONS OF MUNCIE FACILITY
MUNCIE, INDIANA

AOI		*AOI 16*	*AOI 16*	*AOI 16*	*AOI 16*	*AOI 16*	*AOI 16*	*AOI 16*	*AOI 16*	*AOI 16*	*AOI 16*	*AOI 16*
Sample Location		*MW-5*	*MW-6*	*SB-3*	*SB-4*	*SB-5*	*SB-6*	*SB-6*	*SB-7*	*SB-8*	*SB-9*	*MW-5*
Sample Identification		*MW-5 (Dup)*	*MW-6*	*SB-3*	*SB-4*	*SB-5*	*SB-6*	*SB-6 (Dup)*	*SB-7*	*SB-8*	*SB-9*	*MW-5*
Sample Date		*1/1/1988*	*1/1/1988*	*1/1/1988*	*1/1/1988*	*1/1/1988*	*1/1/1988*	*1/1/1988*	*1/1/1988*	*1/1/1988*	*1/1/1988*	*1/1/1988*
Sample Depth		*(5-10) ft BGS*	*(5-10) ft BGS*	*(5-10) ft BGS*	*(5-10) ft BGS*	*(5-10) ft BGS*	*(5-10) ft BGS*	*(5-10) ft BGS*	*(5-10) ft BGS*	*(5-10) ft BGS*	*(5-10) ft BGS*	*(10-15) ft BGS*
Sample Type	*Units*	*Duplicate*						*Duplicate*				
Volatile Organic Compounds (VOCs)												
Acetone	mg/kg	0.2	0.04	-	-	-	-	-	-	-	-	0.08
Benzene	mg/kg	0.006 U	0.007 U	-	-	-	-	-	-	-	-	U
Benzyl alcohol	mg/kg	-	-	-	-	-	-	-	-	-	-	-
Bromodichloromethane	mg/kg	0.006 U	0.007 U	-	-	-	-	-	-	-	-	0.006 U
Bromoform	mg/kg	0.006 U	0.007 U	-	-	-	-	-	-	-	-	0.006 U
Bromomethane (Methyl bromide)	mg/kg	0.01 U	0.01 U	-	-	-	-	-	-	-	-	0.01 U
2-Butanone (Methyl ethyl ketone) (MEK)	mg/kg	0.01	0.01 U	-	-	-	-	-	-	-	-	U
Carbon disulfide	mg/kg	0.006 U	0.007 U	-	-	-	-	-	-	-	-	0.02
Carbon tetrachloride	mg/kg	0.006 U	0.007 U	-	-	-	-	-	-	-	-	U
4-Chloroaniline	mg/kg	-	-	-	-	-	-	-	-	-	-	-
Chlorobenzene	mg/kg	0.006 U	0.007 U	-	-	-	-	-	-	-	-	U
Chloroethane	mg/kg	0.01 U	0.01 U	-	-	-	-	-	-	-	-	0.01 U
2-Chloroethyl vinyl ether	mg/kg	0.01 U	0.01 U	-	-	-	-	-	-	-	-	0.01 U
Chloroform (Trichloromethane)	mg/kg	0.006 U	0.007 U	-	-	-	-	-	-	-	-	U
Chloromethane (Methyl chloride)	mg/kg	0.01 U	0.01 U	-	-	-	-	-	-	-	-	0.01 U
Cyclohexane	mg/kg	-	-	-	-	-	-	-	-	-	-	-
Dibenzofuran	mg/kg	-	-	-	-	-	-	-	-	-	-	-
1,2-Dibromo-3-chloropropane (DBCP)	mg/kg	-	-	-	-	-	-	-	-	-	-	-
Dibromochloromethane	mg/kg	0.006 U	0.007 U	-	-	-	-	-	-	-	-	0.006 U
1,2-Dibromoethane (Ethylene dibromide)	mg/kg	-	-	-	-	-	-	-	-	-	-	-
1,2-Dichlorobenzene	mg/kg	-	-	-	-	-	-	-	-	-	-	-
1,3-Dichlorobenzene	mg/kg	-	-	-	-	-	-	-	-	-	-	-
1,4-Dichlorobenzene	mg/kg	-	-	-	-	-	-	-	-	-	-	-
Dichlorodifluoromethane (CFC-12)	mg/kg	-	-	-	-	-	-	-	-	-	-	-
Dichloroethane	mg/kg	-	-	-	-	-	-	-	-	-	-	-
1,1-Dichloroethane	mg/kg	0.006 U	0.007 U	-	-	-	-	-	-	-	-	U
1,2-Dichloroethane	mg/kg	0.006 U	0.007 U	-	-	-	-	-	-	-	-	0.006 U
Dichloroethene	mg/kg	-	-	-	-	-	-	-	-	-	-	-
1,2-Dichloroethene (total)	mg/kg	-	-	-	-	-	-	-	-	-	-	-
1,1-Dichloroethene	mg/kg	0.006 U	0.007 U	-	-	-	-	-	-	-	-	0.006 U
cis-1,2-Dichloroethene	mg/kg	0.006 U	-	-	-	-	-	-	-	-	-	U
trans-1,2-Dichloroethene	mg/kg	0.006 U	0.007 U	-	-	-	-	-	-	-	-	0.006 U
1,2-Dichloropropane	mg/kg	0.006 U	0.007 U	-	-	-	-	-	-	-	-	0.006 U
cis-1,3-Dichloropropene	mg/kg	0.006 U	0.007 U	-	-	-	-	-	-	-	-	0.006 U
trans-1,3-Dichloropropene	mg/kg	0.006 U	0.007 U	-	-	-	-	-	-	-	-	0.006 U
Ethylbenzene	mg/kg	0.006 U	0.007 U	-	-	-	-	-	-	-	-	U
2-Hexanone	mg/kg	0.1 U	0.01 U	-	-	-	-	-	-	-	-	0.1 U
Isopropyl benzene	mg/kg	-	-	-	-	-	-	-	-	-	-	-
Methyl acetate	mg/kg	-	-	-	-	-	-	-	-	-	-	-
Methyl cyclohexane	mg/kg	-	-	-	-	-	-	-	-	-	-	-
Methyl tert butyl ether (MTBE)	mg/kg	-	-	-	-	-	-	-	-	-	-	-
4-Methyl-2-pentanone (MIBK)	mg/kg	0.006 U	0.01 U	-	-	-	-	-	-	-	-	U
Methylene chloride	mg/kg	0.006 U	0.007 U	-	-	-	-	-	-	-	-	U
Styrene	mg/kg	0.006 U	0.007 U	-	-	-	-	-	-	-	-	0.006 U
1,1,2,2-Tetrachloroethane	mg/kg	0.006 U	0.007 U	-	-	-	-	-	-	-	-	U
Tetrachloroethene	mg/kg	0.006 U	0.007 U	-	-	-	-	-	-	-	-	U

APPENDIX G.1

SOIL QUALITY DATA
RFI REPORT
FORMER MANUAL TRANSMISSIONS OF MUNCIE FACILITY
MUNCIE, INDIANA

AOI		*AOI 16*	*AOI 16*	*AOI 16*	*AOI 16*	*AOI 16*	*AOI 16*	*AOI 16*	*AOI 16*	*AOI 16*	*AOI 16*	*AOI 16*
Sample Location		*MW-5*	*MW-6*	*SB-3*	*SB-4*	*SB-5*	*SB-6*	*SB-6*	*SB-7*	*SB-8*	*SB-9*	*MW-5*
Sample Identification		*MW-5 (Dup)*	*MW-6*	*SB-3*	*SB-4*	*SB-5*	*SB-6*	*SB-6 (Dup)*	*SB-7*	*SB-8*	*SB-9*	*MW-5*
Sample Date		*1/1/1988*	*1/1/1988*	*1/1/1988*	*1/1/1988*	*1/1/1988*	*1/1/1988*	*1/1/1988*	*1/1/1988*	*1/1/1988*	*1/1/1988*	*1/1/1988*
Sample Depth		*(5-10) ft BGS*	*(5-10) ft BGS*	*(5-10) ft BGS*	*(5-10) ft BGS*	*(5-10) ft BGS*	*(5-10) ft BGS*	*(5-10) ft BGS*	*(5-10) ft BGS*	*(5-10) ft BGS*	*(5-10) ft BGS*	*(10-15) ft BGS*
Sample Type	*Units*	*Duplicate*						*Duplicate*				
VOCs (Continued)												
Toluene	mg/kg	0.014	0.015	-	-	-	-	-	-	-	-	0.008
1,2,4-Trichlorobenzene	mg/kg	-	-	-	-	-	-	-	-	-	-	-
Trichloroethane	mg/kg	-	-	-	-	-	-	-	-	-	-	-
1,1,1-Trichloroethane	mg/kg	0.006 U	0.007 U	-	-	-	-	-	-	-	-	U
1,1,2-Trichloroethane	mg/kg	0.006 U	0.007 U	-	-	-	-	-	-	-	-	U
Trichloroethene	mg/kg	0.006 U	0.007 U	-	-	-	-	-	-	-	-	U
Trichlorofluoromethane (CFC-11)	mg/kg	-	-	-	-	-	-	-	-	-	-	-
Trifluorotrichloroethane (Freon 113)	mg/kg	-	-	-	-	-	-	-	-	-	-	-
Vinyl acetate	mg/kg	0.01 U	0.01 U	-	-	-	-	-	-	-	-	0.01 U
Vinyl chloride	mg/kg	0.01 U	0.01 U	-	-	-	-	-	-	-	-	0.01 U
Xylenes (total)	mg/kg	0.006 U	0.007 U	-	-	-	-	-	-	-	-	U
Semi-Volatile Organic Compounds (SVOCs)												
Acenaphthene	mg/kg	0.4 U	0.4 U	-	-	-	-	-	-	-	-	0.4 U
Acenaphthylene	mg/kg	0.4 U	0.4 U	-	-	-	-	-	-	-	-	0.4 U
Acetophenone	mg/kg	-	-	-	-	-	-	-	-	-	-	-
Anthracene	mg/kg	0.4 U	0.4 U	-	-	-	-	-	-	-	-	0.4 U
Atrazine	mg/kg	-	-	-	-	-	-	-	-	-	-	-
Benzaldehyde	mg/kg	-	-	-	-	-	-	-	-	-	-	-
Benzo(a)anthracene	mg/kg	0.4 U	0.4 U	-	-	-	-	-	-	-	-	0.4 U
Benzo(a)pyrene	mg/kg	0.4 U	0.4 U	-	-	-	-	-	-	-	-	0.4 U
Benzo(b)fluoranthene	mg/kg	0.4 U	0.4 U	-	-	-	-	-	-	-	-	0.4 U
Benzo(g,h,i)perylene	mg/kg	0.4 U	0.4 U	-	-	-	-	-	-	-	-	0.4 U
Benzo(k)fluoranthene	mg/kg	0.4 U	0.4 U	-	-	-	-	-	-	-	-	0.4 U
Benzoic acid	mg/kg	2 U	2 U	-	-	-	-	-	-	-	-	2 U
Biphenyl (1,1-Biphenyl)	mg/kg	-	-	-	-	-	-	-	-	-	-	-
4-Bromophenyl phenyl ether	mg/kg	0.4 U	0.4 U	-	-	-	-	-	-	-	-	0.4 U
Butyl benzylphthalate (BBP)	mg/kg	0.4 U	0.4 U	-	-	-	-	-	-	-	-	0.4 U
Caprolactam	mg/kg	-	-	-	-	-	-	-	-	-	-	-
Carbazole	mg/kg	-	-	-	-	-	-	-	-	-	-	-
4-Chloro-3-methylphenol	mg/kg	0.4 U	0.4 U	-	-	-	-	-	-	-	-	0.4 U
4-Chloroaniline	mg/kg	-	-	-	-	-	-	-	-	-	-	-
bis(2-Chloroethoxy)methane	mg/kg	0.4 U	0.4 U	-	-	-	-	-	-	-	-	0.4 U
bis(2-Chloroethyl)ether	mg/kg	0.4 U	0.4 U	-	-	-	-	-	-	-	-	0.4 U
2-Chloronaphthalene	mg/kg	0.4 U	0.4 U	-	-	-	-	-	-	-	-	0.4 U
2-Chlorophenol	mg/kg	0.4 U	0.4 U	-	-	-	-	-	-	-	-	0.4 U
4-Chlorophenyl phenyl ether	mg/kg	0.4 U	0.4 U	-	-	-	-	-	-	-	-	0.4 U
Chrysene	mg/kg	0.4 U	0.4 U	-	-	-	-	-	-	-	-	0.4 U
Dibenz(a,h)anthracene	mg/kg	0.4 U	0.4 U	-	-	-	-	-	-	-	-	0.4 U
Dibenzofuran	mg/kg	-	-	-	-	-	-	-	-	-	-	-
1,2-Dichlorobenzene	mg/kg	0.4 U	-	-	-	-	-	-	-	-	-	0.4 U
1,3-Dichlorobenzene	mg/kg	0.4 U	-	-	-	-	-	-	-	-	-	0.4 U
1,4-Dichlorobenzene	mg/kg	0.4 U	-	-	-	-	-	-	-	-	-	0.4 U
3,3'-Dichlorobenzidine	mg/kg	0.7 U	0.8 U	-	-	-	-	-	-	-	-	0.9 U
2,4-Dichlorophenol	mg/kg	0.4 U	0.4 U	-	-	-	-	-	-	-	-	0.4 U

APPENDIX G.1

SOIL QUALITY DATA
RFI REPORT
FORMER MANUAL TRANSMISSIONS OF MUNCIE FACILITY
MUNCIE, INDIANA

AOI		*AOI 16*	*AOI 16*	*AOI 16*	*AOI 16*	*AOI 16*	*AOI 16*	*AOI 16*	*AOI 16*	*AOI 16*	*AOI 16*	*AOI 16*
Sample Location		*MW-5*	*MW-6*	*SB-3*	*SB-4*	*SB-5*	*SB-6*	*SB-6*	*SB-7*	*SB-8*	*SB-9*	*MW-5*
Sample Identification		*MW-5 (Dup)*	*MW-6*	*SB-3*	*SB-4*	*SB-5*	*SB-6*	*SB-6 (Dup)*	*SB-7*	*SB-8*	*SB-9*	*MW-5*
Sample Date		*1/1/1988*	*1/1/1988*	*1/1/1988*	*1/1/1988*	*1/1/1988*	*1/1/1988*	*1/1/1988*	*1/1/1988*	*1/1/1988*	*1/1/1988*	*1/1/1988*
Sample Depth		*(5-10) ft BGS*	*(5-10) ft BGS*	*(5-10) ft BGS*	*(5-10) ft BGS*	*(5-10) ft BGS*	*(5-10) ft BGS*	*(5-10) ft BGS*	*(5-10) ft BGS*	*(5-10) ft BGS*	*(5-10) ft BGS*	*(10-15) ft BGS*
Sample Type	*Units*	*Duplicate*						*Duplicate*				
SVOCs (Continued)												
Diethyl phthalate	mg/kg	0.4 U	0.4 U	-	-	-	-	-	-	-	-	0.4 U
Dimethyl phthalate	mg/kg	0.4 U	0.4 U	-	-	-	-	-	-	-	-	0.4 U
2,4-Dimethylphenol	mg/kg	0.4 U	0.4 U	-	-	-	-	-	-	-	-	0.4 U
Di-n-butylphthalate (DBP)	mg/kg	0.4 U	0.4 U	-	-	-	-	-	-	-	-	0.4 U
4,6-Dinitro-2-methylphenol	mg/kg	2 U	2 U	-	-	-	-	-	-	-	-	2 U
2,4-Dinitrophenol	mg/kg	2 U	2 U	-	-	-	-	-	-	-	-	2 U
2,4-Dinitrotoluene	mg/kg	0.4 U	0.4 U	-	-	-	-	-	-	-	-	0.4 U
2,6-Dinitrotoluene	mg/kg	0.4 U	0.4 U	-	-	-	-	-	-	-	-	0.4 U
Di-n-octyl phthalate (DnOP)	mg/kg	0.4 U	0.4 U	-	-	-	-	-	-	-	-	0.4 U
bis(2-Ethylhexyl)phthalate (DEHP)	mg/kg	0.4 U	0.4 U	-	-	-	-	-	-	-	-	0.4 U
Fluoranthene	mg/kg	0.4 U	0.4 U	-	-	-	-	-	-	-	-	0.4 U
Fluorene	mg/kg	0.4 U	0.4 U	-	-	-	-	-	-	-	-	0.4 U
Hexachlorobenzene	mg/kg	0.4 U	0.4 U	-	-	-	-	-	-	-	-	0.4 U
Hexachlorobutadiene	mg/kg	0.4 U	0.4 U	-	-	-	-	-	-	-	-	0.4 U
Hexachlorocyclopentadiene	mg/kg	0.4 U	0.4 U	-	-	-	-	-	-	-	-	0.4 U
Hexachloroethane	mg/kg	0.4 U	0.4 U	-	-	-	-	-	-	-	-	0.4 U
Indeno(1,2,3-cd)pyrene	mg/kg	0.4 U	0.4 U	-	-	-	-	-	-	-	-	0.4 U
Isophorone	mg/kg	0.4 U	0.4 U	-	-	-	-	-	-	-	-	0.4 U
2-Methylnaphthalene	mg/kg	0.4 U	0.4 U	-	-	-	-	-	-	-	-	0.4 U
2-Methylphenol	mg/kg	0.4 U	0.4 U	-	-	-	-	-	-	-	-	0.4 U
3&4-Methylphenol	mg/kg	-	-	-	-	-	-	-	-	-	-	-
4-Methylphenol	mg/kg	0.4 U	0.4 U	-	-	-	-	-	-	-	-	0.4 U
Naphthalene	mg/kg	0.4 U	0.4 U	-	-	-	-	-	-	-	-	0.4 U
2-Nitroaniline	mg/kg	0.4 U	0.4 U	-	-	-	-	-	-	-	-	0.4 U
3-Nitroaniline	mg/kg	0.4 U	0.4 U	-	-	-	-	-	-	-	-	0.4 U
4-Nitroaniline	mg/kg	0.4 U	0.4 U	-	-	-	-	-	-	-	-	0.4 U
Nitrobenzene	mg/kg	0.4 U	0.4 U	-	-	-	-	-	-	-	-	0.4 U
2-Nitrophenol	mg/kg	0.4 U	0.4 U	-	-	-	-	-	-	-	-	0.4 U
4-Nitrophenol	mg/kg	2 U	2 U	-	-	-	-	-	-	-	-	2 U
N-Nitrosodi-n-propylamine	mg/kg	0.4 U	0.4 U	-	-	-	-	-	-	-	-	0.4 U
N-Nitrosodiphenylamine	mg/kg	0.4 U	0.4 U	-	-	-	-	-	-	-	-	0.4 U
N-Nitrosodimethylamine	mg/kg	0.4 U	0.4 U	-	-	-	-	-	-	-	-	0.4 U
2,2'-Oxybis(1-chloropropane)	mg/kg	0.4 U	0.4 U	-	-	-	-	-	-	-	-	0.4 U
Pentachlorophenol	mg/kg	2 U	2 U	-	-	-	-	-	-	-	-	2 U
Phenanthrene	mg/kg	0.4 U	0.4 U	-	-	-	-	-	-	-	-	0.4 U
Phenol	mg/kg	0.4 U	0.4 U	-	-	-	-	-	-	-	-	0.4 U
Pyrene	mg/kg	0.4 U	0.4 U	-	-	-	-	-	-	-	-	0.4 U
1,2,4-Trichlorobenzene	mg/kg	0.4 U	-	-	-	-	-	-	-	-	-	0.4 U
2,4,5-Trichlorophenol	mg/kg	2 U	2 U	-	-	-	-	-	-	-	-	2 U
2,4,6-Trichlorophenol	mg/kg	0.4 U	0.4 U	-	-	-	-	-	-	-	-	0.4 U

APPENDIX G.1

SOIL QUALITY DATA
RFI REPORT
FORMER MANUAL TRANSMISSIONS OF MUNCIE FACILITY
MUNCIE, INDIANA

AOI		*AOI 16*	*AOI 16*	*AOI 16*	*AOI 16*	*AOI 16*	*AOI 16*	*AOI 16*	*AOI 16*	*AOI 16*	*AOI 16*	*AOI 16*
Sample Location		*MW-5*	*MW-6*	*SB-3*	*SB-4*	*SB-5*	*SB-6*	*SB-6*	*SB-7*	*SB-8*	*SB-9*	*MW-5*
Sample Identification		*MW-5 (Dup)*	*MW-6*	*SB-3*	*SB-4*	*SB-5*	*SB-6*	*SB-6 (Dup)*	*SB-7*	*SB-8*	*SB-9*	*MW-5*
Sample Date		*1/1/1988*	*1/1/1988*	*1/1/1988*	*1/1/1988*	*1/1/1988*	*1/1/1988*	*1/1/1988*	*1/1/1988*	*1/1/1988*	*1/1/1988*	*1/1/1988*
Sample Depth		*(5-10) ft BGS*	*(5-10) ft BGS*	*(5-10) ft BGS*	*(5-10) ft BGS*	*(5-10) ft BGS*	*(5-10) ft BGS*	*(5-10) ft BGS*	*(5-10) ft BGS*	*(5-10) ft BGS*	*(5-10) ft BGS*	*(10-15) ft BGS*
Sample Type	*Units*	*Duplicate*						*Duplicate*				
Polychlorinated Biphenyls (PCBs)												
Aroclor-1016 (PCB-1016)	mg/kg	-	-	-	-	-	-	-	-	-	-	-
Aroclor-1221 (PCB-1221)	mg/kg	-	-	-	-	-	-	-	-	-	-	-
Aroclor-1232 (PCB-1232)	mg/kg	-	-	-	-	-	-	-	-	-	-	-
Aroclor-1242 (PCB-1242)	mg/kg	-	-	-	-	-	-	-	-	-	-	-
Aroclor-1248 (PCB-1248)	mg/kg	9 U	9 U	-	-	0.08 U	0.07 U	0.07 U	0.3 U	-	-	9 U
Aroclor-1254 (PCB-1254)	mg/kg	-	-	-	-	-	-	-	-	-	-	-
Aroclor-1260 (PCB-1260)	mg/kg	-	-	-	-	-	-	-	-	-	-	-
Total PCBs	mg/kg	9 U	9 U	-	-	0.08 U	0.07 U	0.07 U	0.3 U	-	-	9 U
Total Petroleum Hydrocarbons (TPH)												
Total Petroleum Hydrocarbons - Diesel	mg/kg	-	-	-	-	-	-	-	-	-	-	-
Total Petroleum Hydrocarbons - Gas	mg/kg	-	-	-	-	-	-	-	-	-	-	-
Total Petroleum Hydrocarbons - Oil	mg/kg	-	-	-	-	-	-	-	-	-	-	-
Total Petroleum Hydrocarbons	mg/kg	-	-	-	-	-	-	-	-	-	-	-
Total Petroleum Hydrocarbons - Purgeable (GRO)	mg/kg	-	-	-	-	-	-	-	-	-	-	-
Total Petroleum Hydrocarbons (C10-C20)	mg/kg	-	-	-	-	-	-	-	-	-	-	-
Total Petroleum Hydrocarbons (C20-C34)	mg/kg	-	-	-	-	-	-	-	-	-	-	-
Total Petroleum Hydrocarbons (C6-C10) GRO	mg/kg	-	-	-	-	-	-	-	-	-	-	-
Metals												
Aluminum	mg/kg	-	-	-	-	-	-	-	-	-	-	-
Antimony	mg/kg	-	-	-	-	-	-	-	-	-	-	-
Arsenic	mg/kg	5	**8**[a]	**8**[a]	**17**[a]	**7**[a]	5	4	**6**[a]	**6**[a]	1 U	2
Barium	mg/kg	58	90	89	43	95	47	41	61	120	40	24
Beryllium	mg/kg	-	-	-	-	-	-	-	-	-	-	-
Cadmium	mg/kg	1 U	1 U	1 U	1 U	1 U	1 U	1 U	1 U	1 U	1 U	1 U
Calcium	mg/kg	-	-	-	-	-	-	-	-	-	-	-
Chromium	mg/kg	9	15	3	6	11	6	4	1	7	4	4
Chromium VI (hexavalent)	mg/kg	-	-	-	-	-	-	-	-	-	-	-
Cobalt	mg/kg	-	-	-	-	-	-	-	-	-	-	-
Copper	mg/kg	18	25	36	9	21	14	14	14	15	12	13
Iron	mg/kg	-	-	-	-	-	-	-	-	-	-	-
Lead	mg/kg	10	43	110	12	14	8	7	6	15	11	2
Magnesium	mg/kg	-	-	-	-	-	-	-	-	-	-	-
Manganese	mg/kg	-	-	-	-	-	-	-	-	-	-	-
Mercury	mg/kg	0.05 U	0.05 U	0.07	0.07	0.05 U	0.05 U	0.05 U	0.05 U	0.05 U	0.05 U	0.05 U
Nickel	mg/kg	1 U	10	1 U	5	26	1 U	1 U	1 U	10	1 U	1 U
Potassium	mg/kg	-	-	-	-	-	-	-	-	-	-	-
Selenium	mg/kg	1 U	1 U	1 U	1 U	1 U	1 U	1 U	1 U	1 U	1 U	2
Silver	mg/kg	1 U	1 U	1 U	1 U	1 U	1 U	1 U	1 U	1 U	1 U	1 U
Sodium	mg/kg	-	-	-	-	-	-	-	-	-	-	-
Thallium	mg/kg	-	-	-	-	-	-	-	-	-	-	-
Vanadium	mg/kg	-	-	-	-	-	-	-	-	-	-	-
Zinc	mg/kg	47	65	58	23	48	34	33	32	52	35	31

APPENDIX G.1

SOIL QUALITY DATA
RFI REPORT
FORMER MANUAL TRANSMISSIONS OF MUNCIE FACILITY
MUNCIE, INDIANA

AOI		*AOI 16*	*AOI 16*	*AOI 16*	*AOI 16*	*AOI 16*	*AOI 16*	*AOI 16*	*AOI 16*	*AOI 16*	*AOI 16*	*AOI 16*
Sample Location		*MW-5*	*MW-6*	*SB-3*	*SB-4*	*SB-5*	*SB-6*	*SB-6*	*SB-7*	*SB-8*	*SB-9*	*MW-5*
Sample Identification		*MW-5 (Dup)*	*MW-6*	*SB-3*	*SB-4*	*SB-5*	*SB-6*	*SB-6 (Dup)*	*SB-7*	*SB-8*	*SB-9*	*MW-5*
Sample Date		*1/1/1988*	*1/1/1988*	*1/1/1988*	*1/1/1988*	*1/1/1988*	*1/1/1988*	*1/1/1988*	*1/1/1988*	*1/1/1988*	*1/1/1988*	*1/1/1988*
Sample Depth		*(5-10) ft BGS*	*(5-10) ft BGS*	*(5-10) ft BGS*	*(5-10) ft BGS*	*(5-10) ft BGS*	*(5-10) ft BGS*	*(5-10) ft BGS*	*(5-10) ft BGS*	*(5-10) ft BGS*	*(5-10) ft BGS*	*(10-15) ft BGS*
Sample Type	*Units*	*Duplicate*						*Duplicate*				
General Chemistry												
Carbonate (as CaCO3)	mg/kg	-	-	-	-	-	-	-	-	-	-	-
Chloride	mg/kg	-	-	-	-	-	-	-	-	-	-	-
Chloride	s.u.	-	-	-	-	-	-	-	-	-	-	-
Cyanide (total)	mg/kg	-	-	-	-	-	-	-	-	-	-	-
N-Hexane extractable material	mg/kg	-	-	-	-	-	-	-	-	-	-	-
Percent moisture	%	-	-	-	-	-	-	-	-	-	-	-
pH	s.u.	8.6	8.3	8	10.2	8.8	8.8	8.4	8	8.1	9.3	8.2
Saturated aliphatic hydrocarbons	mg/kg	-	-	-	-	-	-	-	-	-	-	-
Sulfate	mg/kg	920	50	200 U	260	100	60	40	340	40	50	590
Total solids	%	85	82	83	83	82	86	86	88	85	81	89

Notes
mg/kg - Milligrams per kilogram
"-" - No value
U - Not detected at the associated reporting limit
J - Estimated concentration
UJ - Not detected; associated reporting limit is estimated
R - Rejected
s.u. - Standard units
nc - No criteria
ND - Non Detect (calculation)
BOLD[abc] Concentration exceeds associated screening level
IDEM Appendix A: Screening Levels Remedation Closure Guide - March 25, 2014
a - Exceeds IDEM residential migration to ground water screening levels
b - Exceeds IDEM commercial/industrial direct contact screening levels
c - Exceeds IDEM excavation direct contact screening levels

APPENDIX G.1

SOIL QUALITY DATA
RFI REPORT
FORMER MANUAL TRANSMISSIONS OF MUNCIE FACILITY
MUNCIE, INDIANA

AOI		*AOI 16*	*AOI 16*	*AOI 16*	*AOI 16*	*AOI 16*	*AOI 16*	*AOI 16*	*AOI 16*	*AOI 16*	*AOI 16*	*AOI 16*
Sample Location		*MW-6*	*SB-3*	*SB-4*	*SB-5*	*SB-6*	*SB-7*	*SB-8*	*SB-9*	*MW-3*	*SB-38B*	*MW-10*
Sample Identification		*MW-6*	*SB-3*	*SB-4*	*SB-5*	*SB-6*	*SB-7*	*SB-8*	*SB-9*	*MW-3*	*SB-38B*	*MW-10*
Sample Date		*1/1/1988*	*1/1/1988*	*1/1/1988*	*1/1/1988*	*1/1/1988*	*1/1/1988*	*1/1/1988*	*1/1/1988*	*1/1/1989*	*1/1/1989*	*1/1/1989*
Sample Depth		*(10-15) ft BGS*	*(10-15) ft BGS*	*(10-15) ft BGS*	*(10-15) ft BGS*	*(10-15) ft BGS*	*(10-15) ft BGS*	*(10-15) ft BGS*	*(10-15) ft BGS*	*(0-5) ft BGS*	*(0-2) ft BGS*	*(2-4) ft BGS*
Sample Type	*Units*											
Volatile Organic Compounds (VOCs)												
Acetone	mg/kg	0.08	-	-	-	-	-	-	-	0.06	0.21	0.04
Benzene	mg/kg	0.006 U	-	-	-	-	-	-	-	0.006 U	U	U
Benzyl alcohol	mg/kg	-	-	-	-	-	-	-	-	-	-	-
Bromodichloromethane	mg/kg	0.006 U	-	-	-	-	-	-	-	0.006 U	-	-
Bromoform	mg/kg	0.006 U	-	-	-	-	-	-	-	0.006 U	-	-
Bromomethane (Methyl bromide)	mg/kg	0.01 U	-	-	-	-	-	-	-	0.01 U	-	-
2-Butanone (Methyl ethyl ketone) (MEK)	mg/kg	0.01 U	-	-	-	-	-	-	-	0.003 U	U	U
Carbon disulfide	mg/kg	0.17	-	-	-	-	-	-	-	0.017	U	U
Carbon tetrachloride	mg/kg	0.006 U	-	-	-	-	-	-	-	0.006 U	U	U
4-Chloroaniline	mg/kg	-	-	-	-	-	-	-	-	-	-	-
Chlorobenzene	mg/kg	0.006 U	-	-	-	-	-	-	-	0.006 U	U	U
Chloroethane	mg/kg	0.01 U	-	-	-	-	-	-	-	0.01 U	-	-
2-Chloroethyl vinyl ether	mg/kg	0.01 U	-	-	-	-	-	-	-	0.01 U	-	-
Chloroform (Trichloromethane)	mg/kg	0.006 U	-	-	-	-	-	-	-	0.006 U	U	U
Chloromethane (Methyl chloride)	mg/kg	0.01 U	-	-	-	-	-	-	-	0.01 U	-	-
Cyclohexane	mg/kg	-	-	-	-	-	-	-	-	-	-	-
Dibenzofuran	mg/kg	-	-	-	-	-	-	-	-	-	-	-
1,2-Dibromo-3-chloropropane (DBCP)	mg/kg	-	-	-	-	-	-	-	-	-	-	-
Dibromochloromethane	mg/kg	0.006 U	-	-	-	-	-	-	-	0.006 U	-	-
1,2-Dibromoethane (Ethylene dibromide)	mg/kg	-	-	-	-	-	-	-	-	-	-	-
1,2-Dichlorobenzene	mg/kg	-	-	-	-	-	-	-	-	-	-	-
1,3-Dichlorobenzene	mg/kg	-	-	-	-	-	-	-	-	-	-	-
1,4-Dichlorobenzene	mg/kg	-	-	-	-	-	-	-	-	-	-	-
Dichlorodifluoromethane (CFC-12)	mg/kg	-	-	-	-	-	-	-	-	-	-	-
Dichloroethane	mg/kg	-	-	-	-	-	-	-	-	-	-	-
1,1-Dichloroethane	mg/kg	0.006 U	-	-	-	-	-	-	-	0.006 U	U	U
1,2-Dichloroethane	mg/kg	0.006 U	-	-	-	-	-	-	-	0.006 U	-	-
Dichloroethene	mg/kg	-	-	-	-	-	-	-	-	-	-	-
1,2-Dichloroethene (total)	mg/kg	-	-	-	-	-	-	-	-	0.006 U	-	-
1,1-Dichloroethene	mg/kg	0.006 U	-	-	-	-	-	-	-	0.006 U	-	-
cis-1,2-Dichloroethene	mg/kg	-	-	-	-	-	-	-	-	0.006 U	U	U
trans-1,2-Dichloroethene	mg/kg	0.006 U	-	-	-	-	-	-	-	0.006 U	-	-
1,2-Dichloropropane	mg/kg	0.006 U	-	-	-	-	-	-	-	0.006 U	-	-
cis-1,3-Dichloropropene	mg/kg	0.006 U	-	-	-	-	-	-	-	0.006 U	-	-
trans-1,3-Dichloropropene	mg/kg	0.006 U	-	-	-	-	-	-	-	0.006 U	-	-
Ethylbenzene	mg/kg	0.006 U	-	-	-	-	-	-	-	0.006 U	U	U
2-Hexanone	mg/kg	0.01 U	-	-	-	-	-	-	-	0.01 U	-	-
Isopropyl benzene	mg/kg	-	-	-	-	-	-	-	-	-	-	-
Methyl acetate	mg/kg	-	-	-	-	-	-	-	-	-	-	-
Methyl cyclohexane	mg/kg	-	-	-	-	-	-	-	-	-	-	-
Methyl tert butyl ether (MTBE)	mg/kg	-	-	-	-	-	-	-	-	-	-	-
4-Methyl-2-pentanone (MIBK)	mg/kg	0.01 U	-	-	-	-	-	-	-	0.001 U	U	U
Methylene chloride	mg/kg	0.006 U	-	-	-	-	-	-	-	0.006 U	**0.033**[a]	0.008
Styrene	mg/kg	0.006 U	-	-	-	-	-	-	-	0.006 U	-	-
1,1,2,2-Tetrachloroethane	mg/kg	0.006 U	-	-	-	-	-	-	-	0.006 U	U	U
Tetrachloroethene	mg/kg	0.006 U	-	-	-	-	-	-	-	0.006 U	0.015	U

APPENDIX G.1

SOIL QUALITY DATA
RFI REPORT
FORMER MANUAL TRANSMISSIONS OF MUNCIE FACILITY
MUNCIE, INDIANA

AOI		*AOI 16*	*AOI 16*	*AOI 16*	*AOI 16*	*AOI 16*	*AOI 16*	*AOI 16*	*AOI 16*	*AOI 16*	*AOI 16*	*AOI 16*
Sample Location		*MW-6*	*SB-3*	*SB-4*	*SB-5*	*SB-6*	*SB-7*	*SB-8*	*SB-9*	*MW-3*	*SB-38B*	*MW-10*
Sample Identification		*MW-6*	*SB-3*	*SB-4*	*SB-5*	*SB-6*	*SB-7*	*SB-8*	*SB-9*	*MW-3*	*SB-38B*	*MW-10*
Sample Date		*1/1/1988*	*1/1/1988*	*1/1/1988*	*1/1/1988*	*1/1/1988*	*1/1/1988*	*1/1/1988*	*1/1/1988*	*1/1/1989*	*1/1/1989*	*1/1/1989*
Sample Depth		*(10-15) ft BGS*	*(10-15) ft BGS*	*(10-15) ft BGS*	*(10-15) ft BGS*	*(10-15) ft BGS*	*(10-15) ft BGS*	*(10-15) ft BGS*	*(10-15) ft BGS*	*(0-5) ft BGS*	*(0-2) ft BGS*	*(2-4) ft BGS*
Sample Type	*Units*											
VOCs (Continued)												
Toluene	mg/kg	0.034	-	-	-	-	-	-	-	0.006 U	U	U
1,2,4-Trichlorobenzene	mg/kg	-	-	-	-	-	-	-	-	-	-	-
Trichloroethane	mg/kg	-	-	-	-	-	-	-	-	-	-	-
1,1,1-Trichloroethane	mg/kg	0.006 U	-	-	-	-	-	-	-	0.006 U	U	U
1,1,2-Trichloroethane	mg/kg	0.006 U	-	-	-	-	-	-	-	0.006 U	U	U
Trichloroethene	mg/kg	0.006 U	-	-	-	-	-	-	-	0.025	**0.1**[a]	0.017
Trichlorofluoromethane (CFC-11)	mg/kg	-	-	-	-	-	-	-	-	-	-	-
Trifluorotrichloroethane (Freon 113)	mg/kg	-	-	-	-	-	-	-	-	-	-	-
Vinyl acetate	mg/kg	0.01 U	-	-	-	-	-	-	-	0.01 U	-	-
Vinyl chloride	mg/kg	0.01 U	-	-	-	-	-	-	-	0.01 U	-	-
Xylenes (total)	mg/kg	0.006 U	-	-	-	-	-	-	-	0.006 U	U	U
Semi-Volatile Organic Compounds (SVOCs)												
Acenaphthene	mg/kg	0.4 U	-	-	-	-	-	-	-	0.4 U	-	-
Acenaphthylene	mg/kg	0.4 U	-	-	-	-	-	-	-	0.4 U	U	U
Acetophenone	mg/kg	-	-	-	-	-	-	-	-	-	-	-
Anthracene	mg/kg	0.4 U	-	-	-	-	-	-	-	0.4 U	U	U
Atrazine	mg/kg	-	-	-	-	-	-	-	-	-	-	-
Benzaldehyde	mg/kg	-	-	-	-	-	-	-	-	-	-	-
Benzo(a)anthracene	mg/kg	0.4 U	-	-	-	-	-	-	-	0.4 U	U	U
Benzo(a)pyrene	mg/kg	0.4 U	-	-	-	-	-	-	-	0.4 U	U	U
Benzo(b)fluoranthene	mg/kg	0.4 U	-	-	-	-	-	-	-	0.4 U	U	U
Benzo(g,h,i)perylene	mg/kg	0.4 U	-	-	-	-	-	-	-	0.4 U	U	U
Benzo(k)fluoranthene	mg/kg	0.4 U	-	-	-	-	-	-	-	0.4 U	U	U
Benzoic acid	mg/kg	2 U	-	-	-	-	-	-	-	2 U	-	-
Biphenyl (1,1-Biphenyl)	mg/kg	-	-	-	-	-	-	-	-	-	-	-
4-Bromophenyl phenyl ether	mg/kg	0.4 U	-	-	-	-	-	-	-	0.4 U	-	-
Butyl benzylphthalate (BBP)	mg/kg	0.4 U	-	-	-	-	-	-	-	0.4 U	-	-
Caprolactam	mg/kg	-	-	-	-	-	-	-	-	-	-	-
Carbazole	mg/kg	-	-	-	-	-	-	-	-	-	-	-
4-Chloro-3-methylphenol	mg/kg	0.4 U	-	-	-	-	-	-	-	0.4 U	-	-
4-Chloroaniline	mg/kg	-	-	-	-	-	-	-	-	-	-	-
bis(2-Chloroethoxy)methane	mg/kg	0.4 U	-	-	-	-	-	-	-	0.4 U	-	-
bis(2-Chloroethyl)ether	mg/kg	0.4 U	-	-	-	-	-	-	-	0.4 U	-	-
2-Chloronaphthalene	mg/kg	0.4 U	-	-	-	-	-	-	-	0.4 U	-	-
2-Chlorophenol	mg/kg	0.4 U	-	-	-	-	-	-	-	0.4 U	-	-
4-Chlorophenyl phenyl ether	mg/kg	0.4 U	-	-	-	-	-	-	-	0.4 U	-	-
Chrysene	mg/kg	0.4 U	-	-	-	-	-	-	-	0.4 U	U	U
Dibenz(a,h)anthracene	mg/kg	0.4 U	-	-	-	-	-	-	-	0.4 U	U	U
Dibenzofuran	mg/kg	-	-	-	-	-	-	-	-	-	-	-
1,2-Dichlorobenzene	mg/kg	-	-	-	-	-	-	-	-	0.4 U	-	-
1,3-Dichlorobenzene	mg/kg	-	-	-	-	-	-	-	-	0.4 U	-	-
1,4-Dichlorobenzene	mg/kg	-	-	-	-	-	-	-	-	0.4 U	-	-
3,3'-Dichlorobenzidine	mg/kg	0.7 U	-	-	-	-	-	-	-	0.8 U	-	-
2,4-Dichlorophenol	mg/kg	0.4 U	-	-	-	-	-	-	-	0.4 U	-	-

APPENDIX G.1

SOIL QUALITY DATA
RFI REPORT
FORMER MANUAL TRANSMISSIONS OF MUNCIE FACILITY
MUNCIE, INDIANA

AOI		*AOI 16*	*AOI 16*	*AOI 16*	*AOI 16*	*AOI 16*	*AOI 16*	*AOI 16*	*AOI 16*	*AOI 16*	*AOI 16*	*AOI 16*
Sample Location		*MW-6*	*SB-3*	*SB-4*	*SB-5*	*SB-6*	*SB-7*	*SB-8*	*SB-9*	*MW-3*	*SB-38B*	*MW-10*
Sample Identification		*MW-6*	*SB-3*	*SB-4*	*SB-5*	*SB-6*	*SB-7*	*SB-8*	*SB-9*	*MW-3*	*SB-38B*	*MW-10*
Sample Date		*1/1/1988*	*1/1/1988*	*1/1/1988*	*1/1/1988*	*1/1/1988*	*1/1/1988*	*1/1/1988*	*1/1/1988*	*1/1/1989*	*1/1/1989*	*1/1/1989*
Sample Depth		*(10-15) ft BGS*	*(10-15) ft BGS*	*(10-15) ft BGS*	*(10-15) ft BGS*	*(10-15) ft BGS*	*(10-15) ft BGS*	*(10-15) ft BGS*	*(10-15) ft BGS*	*(0-5) ft BGS*	*(0-2) ft BGS*	*(2-4) ft BGS*
Sample Type	*Units*											
SVOCs (Continued)												
Diethyl phthalate	mg/kg	0.4 U	-	-	-	-	-	-	-	0.4 U	-	-
Dimethyl phthalate	mg/kg	0.4 U	-	-	-	-	-	-	-	0.4 U	-	-
2,4-Dimethylphenol	mg/kg	0.4 U	-	-	-	-	-	-	-	0.4 U	-	-
Di-n-butylphthalate (DBP)	mg/kg	0.4 U	-	-	-	-	-	-	-	0.4 U	-	-
4,6-Dinitro-2-methylphenol	mg/kg	2 U	-	-	-	-	-	-	-	2 U	-	-
2,4-Dinitrophenol	mg/kg	2 U	-	-	-	-	-	-	-	2 U	-	-
2,4-Dinitrotoluene	mg/kg	0.4 U	-	-	-	-	-	-	-	0.4 U	-	-
2,6-Dinitrotoluene	mg/kg	0.4 U	-	-	-	-	-	-	-	0.4 U	-	-
Di-n-octyl phthalate (DnOP)	mg/kg	0.4 U	-	-	-	-	-	-	-	0.4 U	-	-
bis(2-Ethylhexyl)phthalate (DEHP)	mg/kg	0.4 U	-	-	-	-	-	-	-	1	U	U
Fluoranthene	mg/kg	0.4 U	-	-	-	-	-	-	-	0.5	U	U
Fluorene	mg/kg	0.4 U	-	-	-	-	-	-	-	0.4 U	U	U
Hexachlorobenzene	mg/kg	0.4 U	-	-	-	-	-	-	-	0.4 U	-	-
Hexachlorobutadiene	mg/kg	0.4 U	-	-	-	-	-	-	-	0.4 U	-	-
Hexachlorocyclopentadiene	mg/kg	0.4 U	-	-	-	-	-	-	-	0.4 U	-	-
Hexachloroethane	mg/kg	0.4 U	-	-	-	-	-	-	-	0.4 U	-	-
Indeno(1,2,3-cd)pyrene	mg/kg	0.4 U	-	-	-	-	-	-	-	0.4 U	U	U
Isophorone	mg/kg	0.4 U	-	-	-	-	-	-	-	0.4 U	-	-
2-Methylnaphthalene	mg/kg	0.4 U	-	-	-	-	-	-	-	0.4 U	-	-
2-Methylphenol	mg/kg	0.4 U	-	-	-	-	-	-	-	0.4 U	-	-
3&4-Methylphenol	mg/kg	-	-	-	-	-	-	-	-	-	-	-
4-Methylphenol	mg/kg	0.4 U	-	-	-	-	-	-	-	0.4 U	-	-
Naphthalene	mg/kg	0.4 U	-	-	-	-	-	-	-	0.4 U	U	U
2-Nitroaniline	mg/kg	0.4 U	-	-	-	-	-	-	-	0.4 U	-	-
3-Nitroaniline	mg/kg	0.4 U	-	-	-	-	-	-	-	0.4 U	-	-
4-Nitroaniline	mg/kg	0.4 U	-	-	-	-	-	-	-	0.4 U	-	-
Nitrobenzene	mg/kg	0.4 U	-	-	-	-	-	-	-	0.4 U	-	-
2-Nitrophenol	mg/kg	0.4 U	-	-	-	-	-	-	-	0.4 U	-	-
4-Nitrophenol	mg/kg	2 U	-	-	-	-	-	-	-	2 U	-	-
N-Nitrosodi-n-propylamine	mg/kg	0.4 U	-	-	-	-	-	-	-	0.4 U	-	-
N-Nitrosodiphenylamine	mg/kg	0.4 U	-	-	-	-	-	-	-	0.4 U	-	-
N-Nitrosodimethylamine	mg/kg	0.4 U	-	-	-	-	-	-	-	0.4 U	-	-
2,2'-Oxybis(1-chloropropane)	mg/kg	0.4 U	-	-	-	-	-	-	-	0.4 U	-	-
Pentachlorophenol	mg/kg	2 U	-	-	-	-	-	-	-	2 U	-	-
Phenanthrene	mg/kg	0.4 U	-	-	-	-	-	-	-	0.4 U	U	U
Phenol	mg/kg	0.4 U	-	-	-	-	-	-	-	0.4 U	-	-
Pyrene	mg/kg	0.4 U	-	-	-	-	-	-	-	0.4	U	U
1,2,4-Trichlorobenzene	mg/kg	-	-	-	-	-	-	-	-	0.4 U	-	-
2,4,5-Trichlorophenol	mg/kg	2 U	-	-	-	-	-	-	-	2 U	-	-
2,4,6-Trichlorophenol	mg/kg	0.4 U	-	-	-	-	-	-	-	0.4 U	-	-

APPENDIX G.1

SOIL QUALITY DATA
RFI REPORT
FORMER MANUAL TRANSMISSIONS OF MUNCIE FACILITY
MUNCIE, INDIANA

AOI		*AOI 16*	*AOI 16*	*AOI 16*	*AOI 16*	*AOI 16*	*AOI 16*	*AOI 16*	*AOI 16*	*AOI 16*	*AOI 16*	*AOI 16*
Sample Location		*MW-6*	*SB-3*	*SB-4*	*SB-5*	*SB-6*	*SB-7*	*SB-8*	*SB-9*	*MW-3*	*SB-38B*	*MW-10*
Sample Identification		*MW-6*	*SB-3*	*SB-4*	*SB-5*	*SB-6*	*SB-7*	*SB-8*	*SB-9*	*MW-3*	*SB-38B*	*MW-10*
Sample Date		*1/1/1988*	*1/1/1988*	*1/1/1988*	*1/1/1988*	*1/1/1988*	*1/1/1988*	*1/1/1988*	*1/1/1988*	*1/1/1989*	*1/1/1989*	*1/1/1989*
Sample Depth		*(10-15) ft BGS*	*(10-15) ft BGS*	*(10-15) ft BGS*	*(10-15) ft BGS*	*(10-15) ft BGS*	*(10-15) ft BGS*	*(10-15) ft BGS*	*(10-15) ft BGS*	*(0-5) ft BGS*	*(0-2) ft BGS*	*(2-4) ft BGS*
Sample Type	*Units*											
Polychlorinated Biphenyls (PCBs)												
Aroclor-1016 (PCB-1016)	mg/kg	-	-	-	-	-	-	-	-	-	-	-
Aroclor-1221 (PCB-1221)	mg/kg	-	-	-	-	-	-	-	-	-	-	-
Aroclor-1232 (PCB-1232)	mg/kg	-	-	-	-	-	-	-	-	-	-	-
Aroclor-1242 (PCB-1242)	mg/kg	-	-	-	-	-	-	-	-	-	-	-
Aroclor-1248 (PCB-1248)	mg/kg	9 U	-	-	0.07 U	0.08 U	0.07 U	-	-	-	-	-
Aroclor-1254 (PCB-1254)	mg/kg	-	-	-	-	-	-	-	-	-	-	-
Aroclor-1260 (PCB-1260)	mg/kg	-	-	-	-	-	-	-	-	-	-	-
Total PCBs	mg/kg	9 U	-	-	0.07 U	0.08 U	0.07 U	-	-	-	-	-
Total Petroleum Hydrocarbons (TPH)												
Total Petroleum Hydrocarbons - Diesel	mg/kg	-	-	-	-	-	-	-	-	-	-	-
Total Petroleum Hydrocarbons - Gas	mg/kg	-	-	-	-	-	-	-	-	-	-	-
Total Petroleum Hydrocarbons - Oil	mg/kg	-	-	-	-	-	-	-	-	-	-	-
Total Petroleum Hydrocarbons	mg/kg	-	-	-	-	-	-	-	-	-	-	-
Total Petroleum Hydrocarbons - Purgeable (GRO)	mg/kg	-	-	-	-	-	-	-	-	-	-	-
Total Petroleum Hydrocarbons (C10-C20)	mg/kg	-	-	-	-	-	-	-	-	-	-	-
Total Petroleum Hydrocarbons (C20-C34)	mg/kg	-	-	-	-	-	-	-	-	-	-	-
Total Petroleum Hydrocarbons (C6-C10) GRO	mg/kg	-	-	-	-	-	-	-	-	-	-	-
Metals												
Aluminum	mg/kg	-	-	-	-	-	-	-	-	-	-	-
Antimony	mg/kg	-	-	-	-	-	-	-	-	-	-	-
Arsenic	mg/kg	3	4	**10**[a]	3	5	3	3	2	**10**[a]	-	-
Barium	mg/kg	39	8	69	48	48	20	16	24	70	-	-
Beryllium	mg/kg	-	-	-	-	-	-	-	-	-	-	-
Cadmium	mg/kg	1 U	1 U	1 U	1 U	1 U	1 U	1 U	1 U	1 U	-	-
Calcium	mg/kg	-	-	-	-	-	-	-	-	-	-	-
Chromium	mg/kg	7	1 U	7	2	6	1 U	1 U	2	17	-	-
Chromium VI (hexavalent)	mg/kg	-	-	-	-	-	-	-	-	-	-	-
Cobalt	mg/kg	-	-	-	-	-	-	-	-	-	-	-
Copper	mg/kg	14	8	14	12	15	10	11	11	91	-	-
Iron	mg/kg	-	-	-	-	-	-	-	-	-	-	-
Lead	mg/kg	4	1 U	11	5	6	4	1 U	12	**330**[a]	-	-
Magnesium	mg/kg	-	-	-	-	-	-	-	-	-	-	-
Manganese	mg/kg	-	-	-	-	-	-	-	-	-	-	-
Mercury	mg/kg	0.05 U	0.07	0.07	0.05 U	0.05 U	0.05 U	0.05 U	0.05 U	0.5	-	-
Nickel	mg/kg	1 U	1 U	9	1 U	1 U	1 U	1 U	1 U	14	-	-
Potassium	mg/kg	-	-	-	-	-	-	-	-	-	-	-
Selenium	mg/kg	2 U	2	1 U	1 U	1 U	1 U	1 U	1 U	3 U	-	-
Silver	mg/kg	1 U	1 U	1 U	1 U	1 U	1 U	1 U	1 U	1 U	-	-
Sodium	mg/kg	-	-	-	-	-	-	-	-	-	-	-
Thallium	mg/kg	-	-	-	-	-	-	-	-	-	-	-
Vanadium	mg/kg	-	-	-	-	-	-	-	-	-	-	-
Zinc	mg/kg	34	18	37	27	39	22	28	30	510	-	-

APPENDIX G.1

SOIL QUALITY DATA
RFI REPORT
FORMER MANUAL TRANSMISSIONS OF MUNCIE FACILITY
MUNCIE, INDIANA

AOI		***AOI 16***	***AOI 16***	***AOI 16***	***AOI 16***	***AOI 16***	***AOI 16***	***AOI 16***	***AOI 16***	***AOI 16***	***AOI 16***	***AOI 16***
Sample Location		***MW-6***	***SB-3***	***SB-4***	***SB-5***	***SB-6***	***SB-7***	***SB-8***	***SB-9***	***MW-3***	***SB-38B***	***MW-10***
Sample Identification		***MW-6***	***SB-3***	***SB-4***	***SB-5***	***SB-6***	***SB-7***	***SB-8***	***SB-9***	***MW-3***	***SB-38B***	***MW-10***
Sample Date		***1/1/1988***	***1/1/1988***	***1/1/1988***	***1/1/1988***	***1/1/1988***	***1/1/1988***	***1/1/1988***	***1/1/1988***	***1/1/1989***	***1/1/1989***	***1/1/1989***
Sample Depth		***(10-15) ft BGS***	***(10-15) ft BGS***	***(10-15) ft BGS***	***(10-15) ft BGS***	***(10-15) ft BGS***	***(10-15) ft BGS***	***(10-15) ft BGS***	***(10-15) ft BGS***	***(0-5) ft BGS***	***(0-2) ft BGS***	***(2-4) ft BGS***
Sample Type	***Units***											
General Chemistry												
Carbonate (as CaCO3)	mg/kg	-	-	-	-	-	-	-	-	-	-	-
Chloride	mg/kg	-	-	-	-	-	-	-	-	-	-	-
Chloride	s.u.	-	-	-	-	-	-	-	-	-	-	-
Cyanide (total)	mg/kg	-	-	-	-	-	-	-	-	-	-	-
N-Hexane extractable material	mg/kg	-	-	-	-	-	-	-	-	-	-	-
Percent moisture	%	-	-	-	-	-	-	-	-	-	-	-
pH	s.u.	8.4	10.2	8.3	8.8	8.2	7.9	8.4	8.9	11.2	-	-
Saturated aliphatic hydrocarbons	mg/kg	-	-	-	-	-	-	-	-	-	-	-
Sulfate	mg/kg	50	60	200 U	90	60	470	30	50	1230	-	-
Total solids	%	89	90	80	88	80	89	90.8	88	86	-	-

Notes
mg/kg - Milligrams per kilogram
"-" - No value
U - Not detected at the associated reporting limit
J - Estimated concentration
UJ - Not detected; associated reporting limit is estimated
R - Rejected
s.u. - Standard units
nc - No criteria
ND - Non Detect (calculation)
BOLD[abc] Concentration exceeds associated screening level
IDEM Appendix A: Screening Levels Remedation Closure Guide - March 25, 2014
a - Exceeds IDEM residential migration to ground water screening levels
b - Exceeds IDEM commercial/industrial direct contact screening levels
c - Exceeds IDEM excavation direct contact screening levels

APPENDIX G.1

SOIL QUALITY DATA
RFI REPORT
FORMER MANUAL TRANSMISSIONS OF MUNCIE FACILITY
MUNCIE, INDIANA

AOI		*AOI 16*	*AOI 16*	*AOI 16*	*AOI 16*	*AOI 16*	*AOI 16*	*AOI 16*	*AOI 16*	*AOI 16*	*AOI 16*	*AOI 16*	*AOI 16*
Sample Location		*SB-30*	*SB-32*	*SB-34*	*SB-41*	*SB-42*	*MW-11*	*SB-27*	*SB-28*	*SB-33*	*SB-40*	*MW-3*	*MW-12*
Sample Identification		*SB-30*	*SB-32*	*SB-34*	*SB-41*	*SB-42*	*MW-11*	*SB-27*	*SB-28*	*SB-33*	*SB-40*	*MW-3*	*MW-12*
Sample Date		*1/1/1989*	*1/1/1989*	*1/1/1989*	*1/1/1989*	*1/1/1989*	*1/1/1989*	*1/1/1989*	*1/1/1989*	*1/1/1989*	*1/1/1989*	*1/1/1989*	*1/1/1989*
Sample Depth		*(2-4) ft BGS*	*(2-4) ft BGS*	*(2-4) ft BGS*	*(2-4) ft BGS*	*(2-4) ft BGS*	*(4-6) ft BGS*	*(4-6) ft BGS*	*(4-6) ft BGS*	*(4-6) ft BGS*	*(4-6) ft BGS*	*(5-10) ft BGS*	*(6-8) ft BGS*
Sample Type	*Units*												
Volatile Organic Compounds (VOCs)													
Acetone	mg/kg	0.1	0.07	0.06	0.02	0.04	0.02	0.04	0.02	0.19	0.07	0.04	0.09
Benzene	mg/kg	U	U	U	U	U	U	U	U	U	U	0.006 U	U
Benzyl alcohol	mg/kg	-	-	-	-	-	-	-	-	-	-	-	-
Bromodichloromethane	mg/kg	-	-	-	-	-	-	-	-	-	-	0.006 U	-
Bromoform	mg/kg	-	-	-	-	-	-	-	-	-	-	0.006 U	-
Bromomethane (Methyl bromide)	mg/kg	-	-	-	-	-	-	-	-	-	-	0.01 U	-
2-Butanone (Methyl ethyl ketone) (MEK)	mg/kg	U	0.02	U	U	0.01	U	0.01	0.01	0.04	U	0.002 U	U
Carbon disulfide	mg/kg	U	U	U	U	U	U	U	U	U	U	0.012	U
Carbon tetrachloride	mg/kg	U	U	U	U	U	U	U	U	U	U	0.006 U	U
4-Chloroaniline	mg/kg	-	-	-	-	-	-	-	-	-	-	-	-
Chlorobenzene	mg/kg	U	U	U	U	U	U	U	U	U	U	0.006 U	U
Chloroethane	mg/kg	-	-	-	-	-	-	-	-	-	-	0.01 U	-
2-Chloroethyl vinyl ether	mg/kg	-	-	-	-	-	-	-	-	-	-	0.01 U	-
Chloroform (Trichloromethane)	mg/kg	U	U	U	U	U	U	U	U	U	U	0.006 U	U
Chloromethane (Methyl chloride)	mg/kg	-	-	-	-	-	-	-	-	-	-	0.01 U	-
Cyclohexane	mg/kg	-	-	-	-	-	-	-	-	-	-	-	-
Dibenzofuran	mg/kg	-	-	-	-	-	-	-	-	-	-	-	-
1,2-Dibromo-3-chloropropane (DBCP)	mg/kg	-	-	-	-	-	-	-	-	-	-	-	-
Dibromochloromethane	mg/kg	-	-	-	-	-	-	-	-	-	-	0.006 U	-
1,2-Dibromoethane (Ethylene dibromide)	mg/kg	-	-	-	-	-	-	-	-	-	-	-	-
1,2-Dichlorobenzene	mg/kg	-	-	-	-	-	-	-	-	-	-	-	-
1,3-Dichlorobenzene	mg/kg	-	-	-	-	-	-	-	-	-	-	-	-
1,4-Dichlorobenzene	mg/kg	-	-	-	-	-	-	-	-	-	-	-	-
Dichlorodifluoromethane (CFC-12)	mg/kg	-	-	-	-	-	-	-	-	-	-	-	-
Dichloroethane	mg/kg	-	-	-	-	-	-	-	-	-	-	-	-
1,1-Dichloroethane	mg/kg	U	U	U	U	U	U	U	U	U	U	0.006 U	U
1,2-Dichloroethane	mg/kg	-	-	-	-	-	-	-	-	-	-	0.006 U	-
Dichloroethene	mg/kg	-	-	-	-	-	-	-	-	-	-	-	-
1,2-Dichloroethene (total)	mg/kg	-	-	-	-	-	-	-	-	-	-	0.006 U	-
1,1-Dichloroethene	mg/kg	-	-	-	-	-	-	-	-	-	-	0.006 U	-
cis-1,2-Dichloroethene	mg/kg	U	U	U	U	U	U	U	U	U	U	0.006 U	U
trans-1,2-Dichloroethene	mg/kg	-	-	-	-	-	-	-	-	-	-	0.006 U	-
1,2-Dichloropropane	mg/kg	-	-	-	-	-	-	-	-	-	-	0.006 U	-
cis-1,3-Dichloropropene	mg/kg	-	-	-	-	-	-	-	-	-	-	0.006 U	-
trans-1,3-Dichloropropene	mg/kg	-	-	-	-	-	-	-	-	-	-	0.006 U	-
Ethylbenzene	mg/kg	U	U	U	U	U	U	U	U	U	U	0.006 U	U
2-Hexanone	mg/kg	-	-	-	-	-	-	-	-	-	-	0.01 U	-
Isopropyl benzene	mg/kg	-	-	-	-	-	-	-	-	-	-	-	-
Methyl acetate	mg/kg	-	-	-	-	-	-	-	-	-	-	-	-
Methyl cyclohexane	mg/kg	-	-	-	-	-	-	-	-	-	-	-	-
Methyl tert butyl ether (MTBE)	mg/kg	-	-	-	-	-	-	-	-	-	-	-	-
4-Methyl-2-pentanone (MIBK)	mg/kg	U	U	U	U	U	U	U	U	U	U	0.001 U	U
Methylene chloride	mg/kg	U	U	0.007	0.013	U	U	U	U	0.012	0.006	0.006 U	0.011
Styrene	mg/kg	-	-	-	-	-	-	-	-	-	-	0.006 U	-
1,1,2,2-Tetrachloroethane	mg/kg	U	U	U	U	U	U	U	U	U	U	0.006 U	U
Tetrachloroethene	mg/kg	U	U	U	U	U	U	0.009	U	U	U	0.006 U	U

APPENDIX G.1

SOIL QUALITY DATA
RFI REPORT
FORMER MANUAL TRANSMISSIONS OF MUNCIE FACILITY
MUNCIE, INDIANA

AOI		*AOI 16*	*AOI 16*	*AOI 16*	*AOI 16*	*AOI 16*	*AOI 16*	*AOI 16*	*AOI 16*	*AOI 16*	*AOI 16*	*AOI 16*	*AOI 16*
Sample Location		*SB-30*	*SB-32*	*SB-34*	*SB-41*	*SB-42*	*MW-11*	*SB-27*	*SB-28*	*SB-33*	*SB-40*	*MW-3*	*MW-12*
Sample Identification		*SB-30*	*SB-32*	*SB-34*	*SB-41*	*SB-42*	*MW-11*	*SB-27*	*SB-28*	*SB-33*	*SB-40*	*MW-3*	*MW-12*
Sample Date		*1/1/1989*	*1/1/1989*	*1/1/1989*	*1/1/1989*	*1/1/1989*	*1/1/1989*	*1/1/1989*	*1/1/1989*	*1/1/1989*	*1/1/1989*	*1/1/1989*	*1/1/1989*
Sample Depth		*(2-4) ft BGS*	*(2-4) ft BGS*	*(2-4) ft BGS*	*(2-4) ft BGS*	*(2-4) ft BGS*	*(4-6) ft BGS*	*(4-6) ft BGS*	*(4-6) ft BGS*	*(4-6) ft BGS*	*(4-6) ft BGS*	*(5-10) ft BGS*	*(6-8) ft BGS*
Sample Type	*Units*												
VOCs (Continued)													
Toluene	mg/kg	U	U	U	U	U	U	U	U	U	U	0.006 U	U
1,2,4-Trichlorobenzene	mg/kg	-	-	-	-	-	-	-	-	-	-	-	-
Trichloroethane	mg/kg	-	-	-	-	-	-	-	-	-	-	-	-
1,1,1-Trichloroethane	mg/kg	U	U	U	U	U	U	U	U	U	U	0.006 U	U
1,1,2-Trichloroethane	mg/kg	U	U	U	U	U	U	U	U	U	U	0.006 U	U
Trichloroethene	mg/kg	U	U	U	U	U	U	U	U	U	U	0.006 U	U
Trichlorofluoromethane (CFC-11)	mg/kg	-	-	-	-	-	-	-	-	-	-	-	-
Trifluorotrichloroethane (Freon 113)	mg/kg	-	-	-	-	-	-	-	-	-	-	-	-
Vinyl acetate	mg/kg	-	-	-	-	-	-	-	-	-	-	0.01 U	-
Vinyl chloride	mg/kg	-	-	-	-	-	-	-	-	-	-	0.01 U	-
Xylenes (total)	mg/kg	U	U	U	U	U	U	U	U	U	U	0.006 U	U
Semi-Volatile Organic Compounds (SVOCs)													
Acenaphthene	mg/kg	-	-	-	-	-	-	-	-	-	-	0.4 U	-
Acenaphthylene	mg/kg	-	-	-	U	-	U	U	U	-	U	0.4 U	U
Acetophenone	mg/kg	-	-	-	-	-	-	-	-	-	-	-	-
Anthracene	mg/kg	-	-	-	U	-	U	U	U	-	U	0.4 U	U
Atrazine	mg/kg	-	-	-	-	-	-	-	-	-	-	-	-
Benzaldehyde	mg/kg	-	-	-	-	-	-	-	-	-	-	-	-
Benzo(a)anthracene	mg/kg	-	-	-	U	-	U	U	U	-	U	0.4 U	1.6
Benzo(a)pyrene	mg/kg	-	-	-	U	-	U	U	U	-	U	0.4 U	**1.6**
Benzo(b)fluoranthene	mg/kg	-	-	-	U	-	U	U	U	-	U	0.4 U	1.3
Benzo(g,h,i)perylene	mg/kg	-	-	-	U	-	U	U	U	-	U	0.4 U	U
Benzo(k)fluoranthene	mg/kg	-	-	-	U	-	U	U	U	-	U	0.4 U	2.6
Benzoic acid	mg/kg	-	-	-	-	-	-	-	-	-	-	2 U	-
Biphenyl (1,1-Biphenyl)	mg/kg	-	-	-	-	-	-	-	-	-	-	-	-
4-Bromophenyl phenyl ether	mg/kg	-	-	-	-	-	-	-	-	-	-	0.4 U	-
Butyl benzylphthalate (BBP)	mg/kg	-	-	-	-	-	-	-	-	-	-	0.4 U	-
Caprolactam	mg/kg	-	-	-	-	-	-	-	-	-	-	-	-
Carbazole	mg/kg	-	-	-	-	-	-	-	-	-	-	-	-
4-Chloro-3-methylphenol	mg/kg	-	-	-	-	-	-	-	-	-	-	0.4 U	-
4-Chloroaniline	mg/kg	-	-	-	-	-	-	-	-	-	-	-	-
bis(2-Chloroethoxy)methane	mg/kg	-	-	-	-	-	-	-	-	-	-	0.4 U	-
bis(2-Chloroethyl)ether	mg/kg	-	-	-	-	-	-	-	-	-	-	0.4 U	-
2-Chloronaphthalene	mg/kg	-	-	-	-	-	-	-	-	-	-	0.4 U	-
2-Chlorophenol	mg/kg	-	-	-	-	-	-	-	-	-	-	0.4 U	-
4-Chlorophenyl phenyl ether	mg/kg	-	-	-	-	-	-	-	-	-	-	0.4 U	-
Chrysene	mg/kg	-	-	-	U	-	U	U	U	-	U	0.4 U	1.6
Dibenz(a,h)anthracene	mg/kg	-	-	-	U	-	U	U	U	-	U	0.4 U	U
Dibenzofuran	mg/kg	-	-	-	-	-	-	-	-	-	-	-	-
1,2-Dichlorobenzene	mg/kg	-	-	-	-	-	-	-	-	-	-	0.4 U	-
1,3-Dichlorobenzene	mg/kg	-	-	-	-	-	-	-	-	-	-	0.4 U	-
1,4-Dichlorobenzene	mg/kg	-	-	-	-	-	-	-	-	-	-	0.4 U	-
3,3'-Dichlorobenzidine	mg/kg	-	-	-	-	-	-	-	-	-	-	0.8 U	-
2,4-Dichlorophenol	mg/kg	-	-	-	-	-	-	-	-	-	-	0.4 U	-

APPENDIX G.1

SOIL QUALITY DATA
RFI REPORT
FORMER MANUAL TRANSMISSIONS OF MUNCIE FACILITY
MUNCIE, INDIANA

AOI		*AOI 16*	*AOI 16*	*AOI 16*	*AOI 16*	*AOI 16*	*AOI 16*	*AOI 16*	*AOI 16*	*AOI 16*	*AOI 16*	*AOI 16*	*AOI 16*
Sample Location		***SB-30***	***SB-32***	***SB-34***	***SB-41***	***SB-42***	***MW-11***	***SB-27***	***SB-28***	***SB-33***	***SB-40***	***MW-3***	***MW-12***
Sample Identification		***SB-30***	***SB-32***	***SB-34***	***SB-41***	***SB-42***	***MW-11***	***SB-27***	***SB-28***	***SB-33***	***SB-40***	***MW-3***	***MW-12***
Sample Date		***1/1/1989***	***1/1/1989***	***1/1/1989***	***1/1/1989***	***1/1/1989***	***1/1/1989***	***1/1/1989***	***1/1/1989***	***1/1/1989***	***1/1/1989***	***1/1/1989***	***1/1/1989***
Sample Depth		***(2-4) ft BGS***	***(2-4) ft BGS***	***(2-4) ft BGS***	***(2-4) ft BGS***	***(2-4) ft BGS***	***(4-6) ft BGS***	***(4-6) ft BGS***	***(4-6) ft BGS***	***(4-6) ft BGS***	***(4-6) ft BGS***	***(5-10) ft BGS***	***(6-8) ft BGS***
Sample Type	***Units***												
SVOCs (Continued)													
Diethyl phthalate	mg/kg	-	-	-	-	-	-	-	-	-	-	0.4 U	-
Dimethyl phthalate	mg/kg	-	-	-	-	-	-	-	-	-	-	0.4 U	-
2,4-Dimethylphenol	mg/kg	-	-	-	-	-	-	-	-	-	-	0.4 U	-
Di-n-butylphthalate (DBP)	mg/kg	-	-	-	-	-	-	-	-	-	-	0.4 U	-
4,6-Dinitro-2-methylphenol	mg/kg	-	-	-	-	-	-	-	-	-	-	2 U	-
2,4-Dinitrophenol	mg/kg	-	-	-	-	-	-	-	-	-	-	2 U	-
2,4-Dinitrotoluene	mg/kg	-	-	-	-	-	-	-	-	-	-	0.4 U	-
2,6-Dinitrotoluene	mg/kg	-	-	-	-	-	-	-	-	-	-	0.4 U	-
Di-n-octyl phthalate (DnOP)	mg/kg	-	-	-	-	-	-	-	-	-	-	0.4 U	-
bis(2-Ethylhexyl)phthalate (DEHP)	mg/kg	-	-	-	U	-	U	U	U	-	U	0.4 U	U
Fluoranthene	mg/kg	-	-	-	U	-	U	U	U	-	U	0.4 U	3.8
Fluorene	mg/kg	-	-	-	U	-	U	U	U	-	U	0.4 U	U
Hexachlorobenzene	mg/kg	-	-	-	-	-	-	-	-	-	-	0.4 U	-
Hexachlorobutadiene	mg/kg	-	-	-	-	-	-	-	-	-	-	0.4 U	-
Hexachlorocyclopentadiene	mg/kg	-	-	-	-	-	-	-	-	-	-	0.4 U	-
Hexachloroethane	mg/kg	-	-	-	-	-	-	-	-	-	-	0.4 U	-
Indeno(1,2,3-cd)pyrene	mg/kg	-	-	-	U	-	U	U	U	-	U	0.4 U	0.9
Isophorone	mg/kg	-	-	-	-	-	-	-	-	-	-	0.4 U	-
2-Methylnaphthalene	mg/kg	-	-	-	-	-	-	-	-	-	-	0.4 U	-
2-Methylphenol	mg/kg	-	-	-	-	-	-	-	-	-	-	0.4 U	-
3&4-Methylphenol	mg/kg	-	-	-	-	-	-	-	-	-	-	-	-
4-Methylphenol	mg/kg	-	-	-	-	-	-	-	-	-	-	0.4 U	-
Naphthalene	mg/kg	-	-	-	U	-	U	U	U	-	U	0.4 U	U
2-Nitroaniline	mg/kg	-	-	-	-	-	-	-	-	-	-	0.4 U	-
3-Nitroaniline	mg/kg	-	-	-	-	-	-	-	-	-	-	0.4 U	-
4-Nitroaniline	mg/kg	-	-	-	-	-	-	-	-	-	-	0.4 U	-
Nitrobenzene	mg/kg	-	-	-	-	-	-	-	-	-	-	0.4 U	-
2-Nitrophenol	mg/kg	-	-	-	-	-	-	-	-	-	-	0.4 U	-
4-Nitrophenol	mg/kg	-	-	-	-	-	-	-	-	-	-	2 U	-
N-Nitrosodi-n-propylamine	mg/kg	-	-	-	-	-	-	-	-	-	-	0.4 U	-
N-Nitrosodiphenylamine	mg/kg	-	-	-	-	-	-	-	-	-	-	0.4 U	-
N-Nitrosodimethylamine	mg/kg	-	-	-	-	-	-	-	-	-	-	0.4 U	-
2,2'-Oxybis(1-chloropropane)	mg/kg	-	-	-	-	-	-	-	-	-	-	0.4 U	-
Pentachlorophenol	mg/kg	-	-	-	-	-	-	-	-	-	-	2 U	-
Phenanthrene	mg/kg	-	-	-	U	-	U	U	U	-	U	0.4 U	3.5
Phenol	mg/kg	-	-	-	-	-	-	-	-	-	-	0.4 U	-
Pyrene	mg/kg	-	-	-	U	-	U	U	U	-	U	0.4 U	3.3
1,2,4-Trichlorobenzene	mg/kg	-	-	-	-	-	-	-	-	-	-	0.4 U	-
2,4,5-Trichlorophenol	mg/kg	-	-	-	-	-	-	-	-	-	-	2 U	-
2,4,6-Trichlorophenol	mg/kg	-	-	-	-	-	-	-	-	-	-	0.4 U	-

APPENDIX G.1

SOIL QUALITY DATA
RFI REPORT
FORMER MANUAL TRANSMISSIONS OF MUNCIE FACILITY
MUNCIE, INDIANA

AOI		*AOI 16*	*AOI 16*	*AOI 16*	*AOI 16*	*AOI 16*	*AOI 16*	*AOI 16*	*AOI 16*	*AOI 16*	*AOI 16*	*AOI 16*	*AOI 16*
Sample Location		*SB-30*	*SB-32*	*SB-34*	*SB-41*	*SB-42*	*MW-11*	*SB-27*	*SB-28*	*SB-33*	*SB-40*	*MW-3*	*MW-12*
Sample Identification		*SB-30*	*SB-32*	*SB-34*	*SB-41*	*SB-42*	*MW-11*	*SB-27*	*SB-28*	*SB-33*	*SB-40*	*MW-3*	*MW-12*
Sample Date		*1/1/1989*	*1/1/1989*	*1/1/1989*	*1/1/1989*	*1/1/1989*	*1/1/1989*	*1/1/1989*	*1/1/1989*	*1/1/1989*	*1/1/1989*	*1/1/1989*	*1/1/1989*
Sample Depth		*(2-4) ft BGS*	*(2-4) ft BGS*	*(2-4) ft BGS*	*(2-4) ft BGS*	*(2-4) ft BGS*	*(4-6) ft BGS*	*(4-6) ft BGS*	*(4-6) ft BGS*	*(4-6) ft BGS*	*(4-6) ft BGS*	*(5-10) ft BGS*	*(6-8) ft BGS*
Sample Type	*Units*												
Polychlorinated Biphenyls (PCBs)													
Aroclor-1016 (PCB-1016)	mg/kg	-	-	-	-	-	-	-	-	-	-	-	-
Aroclor-1221 (PCB-1221)	mg/kg	-	-	-	-	-	-	-	-	-	-	-	-
Aroclor-1232 (PCB-1232)	mg/kg	-	-	-	-	-	-	-	-	-	-	-	-
Aroclor-1242 (PCB-1242)	mg/kg	-	-	-	-	-	-	-	-	-	-	-	-
Aroclor-1248 (PCB-1248)	mg/kg	-	-	-	-	-	-	-	-	-	-	-	-
Aroclor-1254 (PCB-1254)	mg/kg	-	-	-	-	-	-	-	-	-	-	-	-
Aroclor-1260 (PCB-1260)	mg/kg	-	-	-	-	-	-	-	-	-	-	-	-
Total PCBs	mg/kg	-	-	-	-	-	-	-	-	-	-	-	-
Total Petroleum Hydrocarbons (TPH)													
Total Petroleum Hydrocarbons - Diesel	mg/kg	-	-	-	-	-	-	-	-	-	-	-	-
Total Petroleum Hydrocarbons - Gas	mg/kg	-	-	-	-	-	-	-	-	-	-	-	-
Total Petroleum Hydrocarbons - Oil	mg/kg	-	-	-	-	-	-	-	-	-	-	-	-
Total Petroleum Hydrocarbons	mg/kg	-	-	-	-	-	-	-	-	-	-	-	-
Total Petroleum Hydrocarbons - Purgeable (GRO)	mg/kg	-	-	-	-	-	-	-	-	-	-	-	-
Total Petroleum Hydrocarbons (C10-C20)	mg/kg	-	-	-	-	-	-	-	-	-	-	-	-
Total Petroleum Hydrocarbons (C20-C34)	mg/kg	-	-	-	-	-	-	-	-	-	-	-	-
Total Petroleum Hydrocarbons (C6-C10) GRO	mg/kg	-	-	-	-	-	-	-	-	-	-	-	-
Metals													
Aluminum	mg/kg	-	-	-	-	-	-	-	-	-	-	-	-
Antimony	mg/kg	-	-	-	-	-	-	-	-	-	-	-	-
Arsenic	mg/kg	-	-	-	-	-	-	-	-	-	-	5	-
Barium	mg/kg	-	-	-	-	-	-	-	-	-	-	35	-
Beryllium	mg/kg	-	-	-	-	-	-	-	-	-	-	-	-
Cadmium	mg/kg	-	-	-	-	-	-	-	-	-	-	1 U	-
Calcium	mg/kg	-	-	-	-	-	-	-	-	-	-	-	-
Chromium	mg/kg	-	-	-	-	-	-	-	-	-	-	2	-
Chromium VI (hexavalent)	mg/kg	-	-	-	-	-	-	-	-	-	-	-	-
Cobalt	mg/kg	-	-	-	-	-	-	-	-	-	-	-	-
Copper	mg/kg	-	-	-	-	-	-	-	-	-	-	14	-
Iron	mg/kg	-	-	-	-	-	-	-	-	-	-	-	-
Lead	mg/kg	-	-	-	-	-	-	-	-	-	-	1 U	-
Magnesium	mg/kg	-	-	-	-	-	-	-	-	-	-	-	-
Manganese	mg/kg	-	-	-	-	-	-	-	-	-	-	-	-
Mercury	mg/kg	-	-	-	-	-	-	-	-	-	-	0.05 U	-
Nickel	mg/kg	-	-	-	-	-	-	-	-	-	-	1 U	-
Potassium	mg/kg	-	-	-	-	-	-	-	-	-	-	-	-
Selenium	mg/kg	-	-	-	-	-	-	-	-	-	-	3 U	-
Silver	mg/kg	-	-	-	-	-	-	-	-	-	-	1 U	-
Sodium	mg/kg	-	-	-	-	-	-	-	-	-	-	-	-
Thallium	mg/kg	-	-	-	-	-	-	-	-	-	-	-	-
Vanadium	mg/kg	-	-	-	-	-	-	-	-	-	-	-	-
Zinc	mg/kg	-	-	-	-	-	-	-	-	-	-	27	-

APPENDIX G.1

SOIL QUALITY DATA
RFI REPORT
FORMER MANUAL TRANSMISSIONS OF MUNCIE FACILITY
MUNCIE, INDIANA

AOI		*AOI 16*	*AOI 16*	*AOI 16*	*AOI 16*	*AOI 16*	*AOI 16*	*AOI 16*	*AOI 16*	*AOI 16*	*AOI 16*	*AOI 16*	*AOI 16*
Sample Location		***SB-30***	***SB-32***	***SB-34***	***SB-41***	***SB-42***	***MW-11***	***SB-27***	***SB-28***	***SB-33***	***SB-40***	***MW-3***	***MW-12***
Sample Identification		***SB-30***	***SB-32***	***SB-34***	***SB-41***	***SB-42***	***MW-11***	***SB-27***	***SB-28***	***SB-33***	***SB-40***	***MW-3***	***MW-12***
Sample Date		***1/1/1989***	***1/1/1989***	***1/1/1989***	***1/1/1989***	***1/1/1989***	***1/1/1989***	***1/1/1989***	***1/1/1989***	***1/1/1989***	***1/1/1989***	***1/1/1989***	***1/1/1989***
Sample Depth		***(2-4) ft BGS***	***(2-4) ft BGS***	***(2-4) ft BGS***	***(2-4) ft BGS***	***(2-4) ft BGS***	***(4-6) ft BGS***	***(4-6) ft BGS***	***(4-6) ft BGS***	***(4-6) ft BGS***	***(4-6) ft BGS***	***(5-10) ft BGS***	***(6-8) ft BGS***
Sample Type	***Units***												
General Chemistry													
Carbonate (as CaCO3)	mg/kg	-	-	-	-	-	-	-	-	-	-	-	-
Chloride	mg/kg	-	-	-	-	-	-	-	-	-	-	-	-
Chloride	s.u.	-	-	-	-	-	-	-	-	-	-	-	-
Cyanide (total)	mg/kg	-	-	-	-	-	-	-	-	-	-	-	-
N-Hexane extractable material	mg/kg	-	-	-	-	-	-	-	-	-	-	-	-
Percent moisture	%	-	-	-	-	-	-	-	-	-	-	-	-
pH	s.u.	-	-	-	-	-	-	-	-	-	-	8.8	-
Saturated aliphatic hydrocarbons	mg/kg	-	-	-	-	-	-	-	-	-	-	-	-
Sulfate	mg/kg	-	-	-	-	-	-	-	-	-	-	80	-
Total solids	%	-	-	-	-	-	-	-	-	-	-	85	-

Notes
mg/kg - Milligrams per kilogram
"-" - No value
U - Not detected at the associated reporting limit
J - Estimated concentration
UJ - Not detected; associated reporting limit is estimated
R - Rejected
s.u. - Standard units
nc - No criteria
ND - Non Detect (calculation)
BOLD[abc] Concentration exceeds associated screening level
IDEM Appendix A: Screening Levels Remedation Closure Guide - March 25, 2014
a - Exceeds IDEM residential migration to ground water screening levels
b - Exceeds IDEM commercial/industrial direct contact screening levels
c - Exceeds IDEM excavation direct contact screening levels

APPENDIX G.1

SOIL QUALITY DATA
RFI REPORT
FORMER MANUAL TRANSMISSIONS OF MUNCIE FACILITY
MUNCIE, INDIANA

AOI		*AOI 16*	*AOI 16*	*AOI 16*	*AOI 16*	*AOI 16*	*AOI 16*	*AOI 16*	*AOI 16*	*AOI 16*	*AOI 16*	*AOI 16*	*AOI 16*
Sample Location		*SB-25*	*SB-27*	*SB-28*	*SB-29*	*SB-31*	*SB-32*	*SB-35*	*SB-37*	*SB-38*	*SB-38B*	*SB-39*	*SB-24*
Sample Identification		*SB-25*	*SB-27*	*SB-28*	*SB-29*	*SB-31*	*SB-32*	*SB-35*	*SB-37*	*SB-38*	*SB-38B*	*SB-39*	*SB-24*
Sample Date		*1/1/1989*	*1/1/1989*	*1/1/1989*	*1/1/1989*	*1/1/1989*	*1/1/1989*	*1/1/1989*	*1/1/1989*	*1/1/1989*	*1/1/1989*	*1/1/1989*	*1/1/1989*
Sample Depth		*(6-8) ft BGS*	*(6-8) ft BGS*	*(6-8) ft BGS*	*(6-8) ft BGS*	*(6-8) ft BGS*	*(6-8) ft BGS*	*(6-8) ft BGS*	*(6-8) ft BGS*	*(6-8) ft BGS*	*(6-8) ft BGS*	*(6-8) ft BGS*	*(8-10) ft BGS*
Sample Type	*Units*												
Volatile Organic Compounds (VOCs)													
Acetone	mg/kg	0.11	0.04	0.02	0.02	0.03	0.07	0.05	0.01	0.03	0.09	0.04	0.06
Benzene	mg/kg	U	U	U	U	U	U	U	U	U	U	U	U
Benzyl alcohol	mg/kg	-	-	-	-	-	-	-	-	-	-	-	-
Bromodichloromethane	mg/kg	-	-	-	-	-	-	-	-	-	-	-	-
Bromoform	mg/kg	-	-	-	-	-	-	-	-	-	-	-	-
Bromomethane (Methyl bromide)	mg/kg	-	-	-	-	-	-	-	-	-	-	-	-
2-Butanone (Methyl ethyl ketone) (MEK)	mg/kg	U	0.01	U	U	U	0.02	U	U	U	U	U	U
Carbon disulfide	mg/kg	U	U	U	U	U	U	U	U	U	U	U	U
Carbon tetrachloride	mg/kg	U	U	U	U	U	U	U	U	U	U	U	**0.2**[a]
4-Chloroaniline	mg/kg	-	-	-	-	-	-	-	-	-	-	-	-
Chlorobenzene	mg/kg	U	U	U	U	U	U	U	U	U	U	U	U
Chloroethane	mg/kg	-	-	-	-	-	-	-	-	-	-	-	-
2-Chloroethyl vinyl ether	mg/kg	-	-	-	-	-	-	-	-	-	-	-	-
Chloroform (Trichloromethane)	mg/kg	U	U	U	U	U	U	U	U	U	U	U	0.009
Chloromethane (Methyl chloride)	mg/kg	-	-	-	-	-	-	-	-	-	-	-	-
Cyclohexane	mg/kg	-	-	-	-	-	-	-	-	-	-	-	-
Dibenzofuran	mg/kg	-	-	-	-	-	-	-	-	-	-	-	-
1,2-Dibromo-3-chloropropane (DBCP)	mg/kg	-	-	-	-	-	-	-	-	-	-	-	-
Dibromochloromethane	mg/kg	-	-	-	-	-	-	-	-	-	-	-	-
1,2-Dibromoethane (Ethylene dibromide)	mg/kg	-	-	-	-	-	-	-	-	-	-	-	-
1,2-Dichlorobenzene	mg/kg	-	-	-	-	-	-	-	-	-	-	-	-
1,3-Dichlorobenzene	mg/kg	-	-	-	-	-	-	-	-	-	-	-	-
1,4-Dichlorobenzene	mg/kg	-	-	-	-	-	-	-	-	-	-	-	-
Dichlorodifluoromethane (CFC-12)	mg/kg	-	-	-	-	-	-	-	-	-	-	-	-
Dichloroethane	mg/kg	-	-	-	-	-	-	-	-	-	-	-	-
1,1-Dichloroethane	mg/kg	U	U	U	U	U	0.013	U	U	U	U	U	U
1,2-Dichloroethane	mg/kg	-	-	-	-	-	-	-	-	-	-	-	-
Dichloroethene	mg/kg	-	-	-	-	-	-	-	-	-	-	-	-
1,2-Dichloroethene (total)	mg/kg	-	-	-	-	-	-	-	-	-	-	-	-
1,1-Dichloroethene	mg/kg	-	-	-	-	-	-	-	-	-	-	-	-
cis-1,2-Dichloroethene	mg/kg	U	U	U	U	U	U	U	U	U	U	U	U
trans-1,2-Dichloroethene	mg/kg	-	-	-	-	-	-	-	-	-	-	-	-
1,2-Dichloropropane	mg/kg	-	-	-	-	-	-	-	-	-	-	-	-
cis-1,3-Dichloropropene	mg/kg	-	-	-	-	-	-	-	-	-	-	-	-
trans-1,3-Dichloropropene	mg/kg	-	-	-	-	-	-	-	-	-	-	-	-
Ethylbenzene	mg/kg	U	U	U	U	U	U	U	U	U	U	U	U
2-Hexanone	mg/kg	-	-	-	-	-	-	-	-	-	-	-	-
Isopropyl benzene	mg/kg	-	-	-	-	-	-	-	-	-	-	-	-
Methyl acetate	mg/kg	-	-	-	-	-	-	-	-	-	-	-	-
Methyl cyclohexane	mg/kg	-	-	-	-	-	-	-	-	-	-	-	-
Methyl tert butyl ether (MTBE)	mg/kg	-	-	-	-	-	-	-	-	-	-	-	-
4-Methyl-2-pentanone (MIBK)	mg/kg	U	U	U	U	U	U	U	U	U	U	U	U
Methylene chloride	mg/kg	U	U	U	U	U	U	U	0.014	0.009	**0.045**[a]	0.008	U
Styrene	mg/kg	-	-	-	-	-	-	-	-	-	-	-	-
1,1,2,2-Tetrachloroethane	mg/kg	U	U	U	U	U	U	U	U	U	U	U	U
Tetrachloroethene	mg/kg	U	**0.06**[a]	U	U	U	U	U	U	U	U	U	U

APPENDIX G.1

SOIL QUALITY DATA
RFI REPORT
FORMER MANUAL TRANSMISSIONS OF MUNCIE FACILITY
MUNCIE, INDIANA

AOI		*AOI 16*	*AOI 16*	*AOI 16*	*AOI 16*	*AOI 16*	*AOI 16*	*AOI 16*	*AOI 16*	*AOI 16*	*AOI 16*	*AOI 16*	*AOI 16*
Sample Location		*SB-25*	*SB-27*	*SB-28*	*SB-29*	*SB-31*	*SB-32*	*SB-35*	*SB-37*	*SB-38*	*SB-38B*	*SB-39*	*SB-24*
Sample Identification		*SB-25*	*SB-27*	*SB-28*	*SB-29*	*SB-31*	*SB-32*	*SB-35*	*SB-37*	*SB-38*	*SB-38B*	*SB-39*	*SB-24*
Sample Date		*1/1/1989*	*1/1/1989*	*1/1/1989*	*1/1/1989*	*1/1/1989*	*1/1/1989*	*1/1/1989*	*1/1/1989*	*1/1/1989*	*1/1/1989*	*1/1/1989*	*1/1/1989*
Sample Depth		*(6-8) ft BGS*	*(6-8) ft BGS*	*(6-8) ft BGS*	*(6-8) ft BGS*	*(6-8) ft BGS*	*(6-8) ft BGS*	*(6-8) ft BGS*	*(6-8) ft BGS*	*(6-8) ft BGS*	*(6-8) ft BGS*	*(6-8) ft BGS*	*(8-10) ft BGS*
Sample Type	*Units*												
VOCs (Continued)													
Toluene	mg/kg	U	U	U	U	U	U	U	U	U	U	U	U
1,2,4-Trichlorobenzene	mg/kg	-	-	-	-	-	-	-	-	-	-	-	-
Trichloroethane	mg/kg	-	-	-	-	-	-	-	-	-	-	-	-
1,1,1-Trichloroethane	mg/kg	U	U	U	U	U	U	U	U	U	U	U	U
1,1,2-Trichloroethane	mg/kg	U	U	U	U	U	U	U	U	U	U	U	U
Trichloroethene	mg/kg	U	U	U	U	U	U	U	U	U	U	U	0.011
Trichlorofluoromethane (CFC-11)	mg/kg	-	-	-	-	-	-	-	-	-	-	-	-
Trifluorotrichloroethane (Freon 113)	mg/kg	-	-	-	-	-	-	-	-	-	-	-	-
Vinyl acetate	mg/kg	-	-	-	-	-	-	-	-	-	-	-	-
Vinyl chloride	mg/kg	-	-	-	-	-	-	-	-	-	-	-	-
Xylenes (total)	mg/kg	U	U	U	U	U	U	U	U	U	U	U	U
Semi-Volatile Organic Compounds (SVOCs)													
Acenaphthene	mg/kg	-	-	-	-	-	-	-	-	-	-	-	-
Acenaphthylene	mg/kg	U	U	U	U	-	-	-	U	U	U	U	U
Acetophenone	mg/kg	-	-	-	-	-	-	-	-	-	-	-	-
Anthracene	mg/kg	U	U	U	U	-	-	-	U	U	U	U	U
Atrazine	mg/kg	-	-	-	-	-	-	-	-	-	-	-	-
Benzaldehyde	mg/kg	-	-	-	-	-	-	-	-	-	-	-	-
Benzo(a)anthracene	mg/kg	**3**[a]	U	U	U	-	-	-	U	U	U	U	U
Benzo(a)pyrene	mg/kg	**4**[b]	U	U	U	-	-	-	U	U	U	U	U
Benzo(b)fluoranthene	mg/kg	**4**	U	U	U	-	-	-	U	U	U	U	U
Benzo(g,h,i)perylene	mg/kg	4	U	U	U	-	-	-	U	U	U	U	U
Benzo(k)fluoranthene	mg/kg	5	U	U	U	-	-	-	U	U	U	U	U
Benzoic acid	mg/kg	-	-	-	-	-	-	-	-	-	-	-	-
Biphenyl (1,1-Biphenyl)	mg/kg	-	-	-	-	-	-	-	-	-	-	-	-
4-Bromophenyl phenyl ether	mg/kg	-	-	-	-	-	-	-	-	-	-	-	-
Butyl benzylphthalate (BBP)	mg/kg	-	-	-	-	-	-	-	-	-	-	-	-
Caprolactam	mg/kg	-	-	-	-	-	-	-	-	-	-	-	-
Carbazole	mg/kg	-	-	-	-	-	-	-	-	-	-	-	-
4-Chloro-3-methylphenol	mg/kg	-	-	-	-	-	-	-	-	-	-	-	-
4-Chloroaniline	mg/kg	-	-	-	-	-	-	-	-	-	-	-	-
bis(2-Chloroethoxy)methane	mg/kg	-	-	-	-	-	-	-	-	-	-	-	-
bis(2-Chloroethyl)ether	mg/kg	-	-	-	-	-	-	-	-	-	-	-	-
2-Chloronaphthalene	mg/kg	-	-	-	-	-	-	-	-	-	-	-	-
2-Chlorophenol	mg/kg	-	-	-	-	-	-	-	-	-	-	-	-
4-Chlorophenyl phenyl ether	mg/kg	-	-	-	-	-	-	-	-	-	-	-	-
Chrysene	mg/kg	4	U	U	U	-	-	-	U	U	U	U	U
Dibenz(a,h)anthracene	mg/kg	**1**	U	U	U	-	-	-	U	U	U	U	U
Dibenzofuran	mg/kg	-	-	-	-	-	-	-	-	-	-	-	-
1,2-Dichlorobenzene	mg/kg	-	-	-	-	-	-	-	-	-	-	-	-
1,3-Dichlorobenzene	mg/kg	-	-	-	-	-	-	-	-	-	-	-	-
1,4-Dichlorobenzene	mg/kg	-	-	-	-	-	-	-	-	-	-	-	-
3,3'-Dichlorobenzidine	mg/kg	-	-	-	-	-	-	-	-	-	-	-	-
2,4-Dichlorophenol	mg/kg	-	-	-	-	-	-	-	-	-	-	-	-

APPENDIX G.1

SOIL QUALITY DATA
RFI REPORT
FORMER MANUAL TRANSMISSIONS OF MUNCIE FACILITY
MUNCIE, INDIANA

AOI		*AOI 16*	*AOI 16*	*AOI 16*	*AOI 16*	*AOI 16*	*AOI 16*	*AOI 16*	*AOI 16*	*AOI 16*	*AOI 16*	*AOI 16*	*AOI 16*
Sample Location		*SB-25*	*SB-27*	*SB-28*	*SB-29*	*SB-31*	*SB-32*	*SB-35*	*SB-37*	*SB-38*	*SB-38B*	*SB-39*	*SB-24*
Sample Identification		*SB-25*	*SB-27*	*SB-28*	*SB-29*	*SB-31*	*SB-32*	*SB-35*	*SB-37*	*SB-38*	*SB-38B*	*SB-39*	*SB-24*
Sample Date		*1/1/1989*	*1/1/1989*	*1/1/1989*	*1/1/1989*	*1/1/1989*	*1/1/1989*	*1/1/1989*	*1/1/1989*	*1/1/1989*	*1/1/1989*	*1/1/1989*	*1/1/1989*
Sample Depth		*(6-8) ft BGS*	*(6-8) ft BGS*	*(6-8) ft BGS*	*(6-8) ft BGS*	*(6-8) ft BGS*	*(6-8) ft BGS*	*(6-8) ft BGS*	*(6-8) ft BGS*	*(6-8) ft BGS*	*(6-8) ft BGS*	*(6-8) ft BGS*	*(8-10) ft BGS*
Sample Type	*Units*												
SVOCs (Continued)													
Diethyl phthalate	mg/kg	-	-	-	-	-	-	-	-	-	-	-	-
Dimethyl phthalate	mg/kg	-	-	-	-	-	-	-	-	-	-	-	-
2,4-Dimethylphenol	mg/kg	-	-	-	-	-	-	-	-	-	-	-	-
Di-n-butylphthalate (DBP)	mg/kg	-	-	-	-	-	-	-	-	-	-	-	-
4,6-Dinitro-2-methylphenol	mg/kg	-	-	-	-	-	-	-	-	-	-	-	-
2,4-Dinitrophenol	mg/kg	-	-	-	-	-	-	-	-	-	-	-	-
2,4-Dinitrotoluene	mg/kg	-	-	-	-	-	-	-	-	-	-	-	-
2,6-Dinitrotoluene	mg/kg	-	-	-	-	-	-	-	-	-	-	-	-
Di-n-octyl phthalate (DnOP)	mg/kg	-	-	-	-	-	-	-	-	-	-	-	-
bis(2-Ethylhexyl)phthalate (DEHP)	mg/kg	U	U	U	U	-	-	-	U	U	U	U	U
Fluoranthene	mg/kg	7	U	U	U	-	-	-	U	U	U	U	U
Fluorene	mg/kg	U	U	U	U	-	-	-	U	U	U	U	U
Hexachlorobenzene	mg/kg	-	-	-	-	-	-	-	-	-	-	-	-
Hexachlorobutadiene	mg/kg	-	-	-	-	-	-	-	-	-	-	-	-
Hexachlorocyclopentadiene	mg/kg	-	-	-	-	-	-	-	-	-	-	-	-
Hexachloroethane	mg/kg	-	-	-	-	-	-	-	-	-	-	-	-
Indeno(1,2,3-cd)pyrene	mg/kg	**3**	U	U	U	-	-	-	U	U	U	U	U
Isophorone	mg/kg	-	-	-	-	-	-	-	-	-	-	-	-
2-Methylnaphthalene	mg/kg	-	-	-	-	-	-	-	-	-	-	-	-
2-Methylphenol	mg/kg	-	-	-	-	-	-	-	-	-	-	-	-
3&4-Methylphenol	mg/kg	-	-	-	-	-	-	-	-	-	-	-	-
4-Methylphenol	mg/kg	-	-	-	-	-	-	-	-	-	-	-	-
Naphthalene	mg/kg	U	U	U	U	-	-	-	U	U	U	U	U
2-Nitroaniline	mg/kg	-	-	-	-	-	-	-	-	-	-	-	-
3-Nitroaniline	mg/kg	-	-	-	-	-	-	-	-	-	-	-	-
4-Nitroaniline	mg/kg	-	-	-	-	-	-	-	-	-	-	-	-
Nitrobenzene	mg/kg	-	-	-	-	-	-	-	-	-	-	-	-
2-Nitrophenol	mg/kg	-	-	-	-	-	-	-	-	-	-	-	-
4-Nitrophenol	mg/kg	-	-	-	-	-	-	-	-	-	-	-	-
N-Nitrosodi-n-propylamine	mg/kg	-	-	-	-	-	-	-	-	-	-	-	-
N-Nitrosodiphenylamine	mg/kg	-	-	-	-	-	-	-	-	-	-	-	-
N-Nitrosodimethylamine	mg/kg	-	-	-	-	-	-	-	-	-	-	-	-
2,2'-Oxybis(1-chloropropane)	mg/kg	-	-	-	-	-	-	-	-	-	-	-	-
Pentachlorophenol	mg/kg	-	-	-	-	-	-	-	-	-	-	-	-
Phenanthrene	mg/kg	5	U	U	U	-	-	-	U	U	U	U	U
Phenol	mg/kg	-	-	-	-	-	-	-	-	-	-	-	-
Pyrene	mg/kg	6	U	U	U	-	-	-	U	U	U	U	U
1,2,4-Trichlorobenzene	mg/kg	-	-	-	-	-	-	-	-	-	-	-	-
2,4,5-Trichlorophenol	mg/kg	-	-	-	-	-	-	-	-	-	-	-	-
2,4,6-Trichlorophenol	mg/kg	-	-	-	-	-	-	-	-	-	-	-	-

APPENDIX G.1

SOIL QUALITY DATA
RFI REPORT
FORMER MANUAL TRANSMISSIONS OF MUNCIE FACILITY
MUNCIE, INDIANA

AOI		*AOI 16*	*AOI 16*	*AOI 16*	*AOI 16*	*AOI 16*	*AOI 16*	*AOI 16*	*AOI 16*	*AOI 16*	*AOI 16*	*AOI 16*	*AOI 16*
Sample Location		*SB-25*	*SB-27*	*SB-28*	*SB-29*	*SB-31*	*SB-32*	*SB-35*	*SB-37*	*SB-38*	*SB-38B*	*SB-39*	*SB-24*
Sample Identification		*SB-25*	*SB-27*	*SB-28*	*SB-29*	*SB-31*	*SB-32*	*SB-35*	*SB-37*	*SB-38*	*SB-38B*	*SB-39*	*SB-24*
Sample Date		*1/1/1989*	*1/1/1989*	*1/1/1989*	*1/1/1989*	*1/1/1989*	*1/1/1989*	*1/1/1989*	*1/1/1989*	*1/1/1989*	*1/1/1989*	*1/1/1989*	*1/1/1989*
Sample Depth		*(6-8) ft BGS*	*(6-8) ft BGS*	*(6-8) ft BGS*	*(6-8) ft BGS*	*(6-8) ft BGS*	*(6-8) ft BGS*	*(6-8) ft BGS*	*(6-8) ft BGS*	*(6-8) ft BGS*	*(6-8) ft BGS*	*(6-8) ft BGS*	*(8-10) ft BGS*
Sample Type	*Units*												
Polychlorinated Biphenyls (PCBs)													
Aroclor-1016 (PCB-1016)	mg/kg	-	-	-	-	-	-	-	-	-	-	-	-
Aroclor-1221 (PCB-1221)	mg/kg	-	-	-	-	-	-	-	-	-	-	-	-
Aroclor-1232 (PCB-1232)	mg/kg	-	-	-	-	-	-	-	-	-	-	-	-
Aroclor-1242 (PCB-1242)	mg/kg	-	-	-	-	-	-	-	-	-	-	-	-
Aroclor-1248 (PCB-1248)	mg/kg	-	-	-	-	-	-	-	-	-	-	-	-
Aroclor-1254 (PCB-1254)	mg/kg	-	-	-	-	-	-	-	-	-	-	-	-
Aroclor-1260 (PCB-1260)	mg/kg	-	-	-	-	-	-	-	-	-	-	-	-
Total PCBs	mg/kg	-	-	-	-	-	-	-	-	-	-	-	-
Total Petroleum Hydrocarbons (TPH)													
Total Petroleum Hydrocarbons - Diesel	mg/kg	-	-	-	-	-	-	-	-	-	-	-	-
Total Petroleum Hydrocarbons - Gas	mg/kg	-	-	-	-	-	-	-	-	-	-	-	-
Total Petroleum Hydrocarbons - Oil	mg/kg	-	-	-	-	-	-	-	-	-	-	-	-
Total Petroleum Hydrocarbons	mg/kg	-	-	-	-	-	-	-	-	-	-	-	-
Total Petroleum Hydrocarbons - Purgeable (GRO)	mg/kg	-	-	-	-	-	-	-	-	-	-	-	-
Total Petroleum Hydrocarbons (C10-C20)	mg/kg	-	-	-	-	-	-	-	-	-	-	-	-
Total Petroleum Hydrocarbons (C20-C34)	mg/kg	-	-	-	-	-	-	-	-	-	-	-	-
Total Petroleum Hydrocarbons (C6-C10) GRO	mg/kg	-	-	-	-	-	-	-	-	-	-	-	-
Metals													
Aluminum	mg/kg	-	-	-	-	-	-	-	-	-	-	-	-
Antimony	mg/kg	-	-	-	-	-	-	-	-	-	-	-	-
Arsenic	mg/kg	-	-	-	-	-	-	-	-	-	-	-	-
Barium	mg/kg	-	-	-	-	-	-	-	-	-	-	-	-
Beryllium	mg/kg	-	-	-	-	-	-	-	-	-	-	-	-
Cadmium	mg/kg	-	-	-	-	-	-	-	-	-	-	-	-
Calcium	mg/kg	-	-	-	-	-	-	-	-	-	-	-	-
Chromium	mg/kg	-	-	-	-	-	-	-	-	-	-	-	-
Chromium VI (hexavalent)	mg/kg	-	-	-	-	-	-	-	-	-	-	-	-
Cobalt	mg/kg	-	-	-	-	-	-	-	-	-	-	-	-
Copper	mg/kg	-	-	-	-	-	-	-	-	-	-	-	-
Iron	mg/kg	-	-	-	-	-	-	-	-	-	-	-	-
Lead	mg/kg	-	-	-	-	-	-	-	-	-	-	-	-
Magnesium	mg/kg	-	-	-	-	-	-	-	-	-	-	-	-
Manganese	mg/kg	-	-	-	-	-	-	-	-	-	-	-	-
Mercury	mg/kg	-	-	-	-	-	-	-	-	-	-	-	-
Nickel	mg/kg	-	-	-	-	-	-	-	-	-	-	-	-
Potassium	mg/kg	-	-	-	-	-	-	-	-	-	-	-	-
Selenium	mg/kg	-	-	-	-	-	-	-	-	-	-	-	-
Silver	mg/kg	-	-	-	-	-	-	-	-	-	-	-	-
Sodium	mg/kg	-	-	-	-	-	-	-	-	-	-	-	-
Thallium	mg/kg	-	-	-	-	-	-	-	-	-	-	-	-
Vanadium	mg/kg	-	-	-	-	-	-	-	-	-	-	-	-
Zinc	mg/kg	-	-	-	-	-	-	-	-	-	-	-	-

APPENDIX G.1

SOIL QUALITY DATA
RFI REPORT
FORMER MANUAL TRANSMISSIONS OF MUNCIE FACILITY
MUNCIE, INDIANA

AOI		*AOI 16*	*AOI 16*	*AOI 16*	*AOI 16*	*AOI 16*	*AOI 16*	*AOI 16*	*AOI 16*	*AOI 16*	*AOI 16*	*AOI 16*	*AOI 16*
Sample Location		***SB-25***	***SB-27***	***SB-28***	***SB-29***	***SB-31***	***SB-32***	***SB-35***	***SB-37***	***SB-38***	***SB-38B***	***SB-39***	***SB-24***
Sample Identification		***SB-25***	***SB-27***	***SB-28***	***SB-29***	***SB-31***	***SB-32***	***SB-35***	***SB-37***	***SB-38***	***SB-38B***	***SB-39***	***SB-24***
Sample Date		***1/1/1989***	***1/1/1989***	***1/1/1989***	***1/1/1989***	***1/1/1989***	***1/1/1989***	***1/1/1989***	***1/1/1989***	***1/1/1989***	***1/1/1989***	***1/1/1989***	***1/1/1989***
Sample Depth		***(6-8) ft BGS***	***(6-8) ft BGS***	***(6-8) ft BGS***	***(6-8) ft BGS***	***(6-8) ft BGS***	***(6-8) ft BGS***	***(6-8) ft BGS***	***(6-8) ft BGS***	***(6-8) ft BGS***	***(6-8) ft BGS***	***(6-8) ft BGS***	***(8-10) ft BGS***
Sample Type	***Units***												
General Chemistry													
Carbonate (as CaCO3)	mg/kg	-	-	-	-	-	-	-	-	-	-	-	-
Chloride	mg/kg	-	-	-	-	-	-	-	-	-	-	-	-
Chloride	s.u.	-	-	-	-	-	-	-	-	-	-	-	-
Cyanide (total)	mg/kg	-	-	-	-	-	-	-	-	-	-	-	-
N-Hexane extractable material	mg/kg	-	-	-	-	-	-	-	-	-	-	-	-
Percent moisture	%	-	-	-	-	-	-	-	-	-	-	-	-
pH	s.u.	-	-	-	-	-	-	-	-	-	-	-	-
Saturated aliphatic hydrocarbons	mg/kg	-	-	-	-	-	-	-	-	-	-	-	-
Sulfate	mg/kg	-	-	-	-	-	-	-	-	-	-	-	-
Total solids	%	-	-	-	-	-	-	-	-	-	-	-	-

Notes
mg/kg - Milligrams per kilogram
"-" - No value
U - Not detected at the associated reporting limit
J - Estimated concentration
UJ - Not detected; associated reporting limit is estimated
R - Rejected
s.u. - Standard units
nc - No criteria
ND - Non Detect (calculation)
BOLD[abc] Concentration exceeds associated screening level
IDEM Appendix A: Screening Levels Remedation Closure Guide - March 25, 2014
a - Exceeds IDEM residential migration to ground water screening levels
b - Exceeds IDEM commercial/industrial direct contact screening levels
c - Exceeds IDEM excavation direct contact screening levels

APPENDIX G.1

SOIL QUALITY DATA
RFI REPORT
FORMER MANUAL TRANSMISSIONS OF MUNCIE FACILITY
MUNCIE, INDIANA

AOI		*AOI 16*	*AOI 16*	*AOI 16*	*AOI 16*	*AOI 16*	*AOI 16*	*AOI 16*	*AOI 16*	*AOI 16*	*AOI 16*	*AOI 16*
Sample Location		*SB-26*	*SB-33*	*SB-34*	*SB-35*	*SB-43*	*MW-3*	*SB-29*	*MW-10*	*MW-11*	*MW-12*	*MW-12*
Sample Identification		*SB-26*	*SB-33*	*SB-34*	*SB-35*	*SB-43*	*MW-3*	*SB-29*	*MW-10*	*MW-11*	*MW-12*	*MW-12 (Dup)*
Sample Date		*1/1/1989*	*1/1/1989*	*1/1/1989*	*1/1/1989*	*1/1/1989*	*1/1/1989*	*1/1/1989*	*1/1/1989*	*1/1/1989*	*1/1/1989*	*1/1/1989*
Sample Depth		*(8-10) ft BGS*	*(8-10) ft BGS*	*(8-10) ft BGS*	*(8-10) ft BGS*	*(8-10) ft BGS*	*(10-15) ft BGS*	*(12-14) ft BGS*	*(13-15) ft BGS*	*(13-15) ft BGS*	*(13-15) ft BGS*	*(13-15) ft BGS*
Sample Type	*Units*											*Duplicate*
Volatile Organic Compounds (VOCs)												
Acetone	mg/kg	0.02	0.02	0.06	0.03	0.02	0.06	0.03	0.03	0.02	0.16	-
Benzene	mg/kg	U	U	U	U	U	0.006 U	U	U	U	U	-
Benzyl alcohol	mg/kg	-	-	-	-	-	-	-	-	-	-	-
Bromodichloromethane	mg/kg	-	-	-	-	-	0.006 U	-	-	-	-	-
Bromoform	mg/kg	-	-	-	-	-	0.006 U	-	-	-	-	-
Bromomethane (Methyl bromide)	mg/kg	-	-	-	-	-	0.01 U	-	-	-	-	-
2-Butanone (Methyl ethyl ketone) (MEK)	mg/kg	0.01	U	U	U	U	0.002 U	0.01	U	0.01	0.03	-
Carbon disulfide	mg/kg	U	U	U	U	U	0.018	U	U	U	U	-
Carbon tetrachloride	mg/kg	U	U	U	U	U	0.006 U	U	U	U	U	-
4-Chloroaniline	mg/kg	-	-	-	-	-	-	-	-	-	-	-
Chlorobenzene	mg/kg	U	U	U	U	U	0.006 U	U	U	U	U	-
Chloroethane	mg/kg	-	-	-	-	-	0.01 U	-	-	-	-	-
2-Chloroethyl vinyl ether	mg/kg	-	-	-	-	-	0.01 U	-	-	-	-	-
Chloroform (Trichloromethane)	mg/kg	U	U	U	U	U	0.006 U	U	U	U	U	-
Chloromethane (Methyl chloride)	mg/kg	-	-	-	-	-	0.01 U	-	-	-	-	-
Cyclohexane	mg/kg	-	-	-	-	-	-	-	-	-	-	-
Dibenzofuran	mg/kg	-	-	-	-	-	-	-	-	-	-	-
1,2-Dibromo-3-chloropropane (DBCP)	mg/kg	-	-	-	-	-	-	-	-	-	-	-
Dibromochloromethane	mg/kg	-	-	-	-	-	0.006 U	-	-	-	-	-
1,2-Dibromoethane (Ethylene dibromide)	mg/kg	-	-	-	-	-	-	-	-	-	-	-
1,2-Dichlorobenzene	mg/kg	-	-	-	-	-	-	-	-	-	-	-
1,3-Dichlorobenzene	mg/kg	-	-	-	-	-	-	-	-	-	-	-
1,4-Dichlorobenzene	mg/kg	-	-	-	-	-	-	-	-	-	-	-
Dichlorodifluoromethane (CFC-12)	mg/kg	-	-	-	-	-	-	-	-	-	-	-
Dichloroethane	mg/kg	-	-	-	-	-	-	-	-	-	-	-
1,1-Dichloroethane	mg/kg	U	U	U	U	U	0.006 U	U	U	U	U	-
1,2-Dichloroethane	mg/kg	-	-	-	-	-	0.006 U	-	-	-	-	-
Dichloroethene	mg/kg	-	-	-	-	-	-	-	-	-	-	-
1,2-Dichloroethene (total)	mg/kg	-	-	-	-	-	0.006 U	-	-	-	-	-
1,1-Dichloroethene	mg/kg	-	-	-	-	-	0.006 U	-	-	-	-	-
cis-1,2-Dichloroethene	mg/kg	U	U	U	U	U	0.006 U	U	0.027	U	U	-
trans-1,2-Dichloroethene	mg/kg	-	-	-	-	-	0.006 U	-	-	-	-	-
1,2-Dichloropropane	mg/kg	-	-	-	-	-	0.006 U	-	-	-	-	-
cis-1,3-Dichloropropene	mg/kg	-	-	-	-	-	0.006 U	-	-	-	-	-
trans-1,3-Dichloropropene	mg/kg	-	-	-	-	-	0.006 U	-	-	-	-	-
Ethylbenzene	mg/kg	U	U	U	U	U	0.006 U	U	U	U	U	-
2-Hexanone	mg/kg	-	-	-	-	-	0.01 U	-	-	-	-	-
Isopropyl benzene	mg/kg	-	-	-	-	-	-	-	-	-	-	-
Methyl acetate	mg/kg	-	-	-	-	-	-	-	-	-	-	-
Methyl cyclohexane	mg/kg	-	-	-	-	-	-	-	-	-	-	-
Methyl tert butyl ether (MTBE)	mg/kg	-	-	-	-	-	-	-	-	-	-	-
4-Methyl-2-pentanone (MIBK)	mg/kg	U	U	U	U	U	0.001 U	U	U	U	U	-
Methylene chloride	mg/kg	U	0.007	U	0.023	U	0.006 U	0.007	U	U	0.013	-
Styrene	mg/kg	-	-	-	-	-	0.006 U	-	-	-	-	-
1,1,2,2-Tetrachloroethane	mg/kg	U	U	U	U	U	0.006 U	U	U	U	U	-
Tetrachloroethene	mg/kg	U	U	U	U	U	0.006 U	U	U	U	U	-

APPENDIX G.1

SOIL QUALITY DATA
RFI REPORT
FORMER MANUAL TRANSMISSIONS OF MUNCIE FACILITY
MUNCIE, INDIANA

AOI		*AOI 16*	*AOI 16*	*AOI 16*	*AOI 16*	*AOI 16*	*AOI 16*	*AOI 16*	*AOI 16*	*AOI 16*	*AOI 16*	*AOI 16*
Sample Location		*SB-26*	*SB-33*	*SB-34*	*SB-35*	*SB-43*	*MW-3*	*SB-29*	*MW-10*	*MW-11*	*MW-12*	*MW-12*
Sample Identification		*SB-26*	*SB-33*	*SB-34*	*SB-35*	*SB-43*	*MW-3*	*SB-29*	*MW-10*	*MW-11*	*MW-12*	*MW-12 (Dup)*
Sample Date		*1/1/1989*	*1/1/1989*	*1/1/1989*	*1/1/1989*	*1/1/1989*	*1/1/1989*	*1/1/1989*	*1/1/1989*	*1/1/1989*	*1/1/1989*	*1/1/1989*
Sample Depth		*(8-10) ft BGS*	*(8-10) ft BGS*	*(8-10) ft BGS*	*(8-10) ft BGS*	*(8-10) ft BGS*	*(10-15) ft BGS*	*(12-14) ft BGS*	*(13-15) ft BGS*	*(13-15) ft BGS*	*(13-15) ft BGS*	*(13-15) ft BGS*
Sample Type	*Units*											*Duplicate*
VOCs (Continued)												
Toluene	mg/kg	U	U	U	0.007	U	0.006	U	U	0.015	U	-
1,2,4-Trichlorobenzene	mg/kg	-	-	-	-	-	-	-	-	-	-	-
Trichloroethane	mg/kg	-	-	-	-	-	-	-	-	-	-	-
1,1,1-Trichloroethane	mg/kg	U	U	U	U	U	0.006 U	U	U	U	U	-
1,1,2-Trichloroethane	mg/kg	U	U	U	U	U	0.006 U	U	U	U	U	-
Trichloroethene	mg/kg	U	U	U	U	U	0.006 U	U	**0.19**[a]	U	U	-
Trichlorofluoromethane (CFC-11)	mg/kg	-	-	-	-	-	-	-	-	-	-	-
Trifluorotrichloroethane (Freon 113)	mg/kg	-	-	-	-	-	-	-	-	-	-	-
Vinyl acetate	mg/kg	-	-	-	-	-	0.01 U	-	-	-	-	-
Vinyl chloride	mg/kg	-	-	-	-	-	0.01 U	-	-	-	-	-
Xylenes (total)	mg/kg	U	U	U	U	U	0.006 U	U	U	U	U	-
Semi-Volatile Organic Compounds (SVOCs)												
Acenaphthene	mg/kg	-	-	-	-	-	0.4 U	-	-	-	-	-
Acenaphthylene	mg/kg	U	-	-	-	-	0.4 U	U	U	U	7	4
Acetophenone	mg/kg	-	-	-	-	-	-	-	-	-	-	-
Anthracene	mg/kg	U	-	-	-	-	0.4 U	U	U	U	11	7
Atrazine	mg/kg	-	-	-	-	-	-	-	-	-	-	-
Benzaldehyde	mg/kg	-	-	-	-	-	-	-	-	-	-	-
Benzo(a)anthracene	mg/kg	U	-	-	-	-	0.4 U	U	U	U	**21**[a]	**14**[a]
Benzo(a)pyrene	mg/kg	U	-	-	-	-	0.4 U	U	U	U	**19**[ab]	**13**[ab]
Benzo(b)fluoranthene	mg/kg	U	-	-	-	-	0.4 U	U	U	U	**19**[a]	**13**[a]
Benzo(g,h,i)perylene	mg/kg	U	-	-	-	-	0.4 U	U	U	U	5	7
Benzo(k)fluoranthene	mg/kg	U	-	-	-	-	0.4 U	U	U	U	22	15
Benzoic acid	mg/kg	-	-	-	-	-	2 U	-	-	-	-	-
Biphenyl (1,1-Biphenyl)	mg/kg	-	-	-	-	-	-	-	-	-	-	-
4-Bromophenyl phenyl ether	mg/kg	-	-	-	-	-	0.4 U	-	-	-	-	-
Butyl benzylphthalate (BBP)	mg/kg	-	-	-	-	-	0.4 U	-	-	-	-	-
Caprolactam	mg/kg	-	-	-	-	-	-	-	-	-	-	-
Carbazole	mg/kg	-	-	-	-	-	-	-	-	-	-	-
4-Chloro-3-methylphenol	mg/kg	-	-	-	-	-	0.4 U	-	-	-	-	-
4-Chloroaniline	mg/kg	-	-	-	-	-	-	-	-	-	-	-
bis(2-Chloroethoxy)methane	mg/kg	-	-	-	-	-	0.4 U	-	-	-	-	-
bis(2-Chloroethyl)ether	mg/kg	-	-	-	-	-	0.4 U	-	-	-	-	-
2-Chloronaphthalene	mg/kg	-	-	-	-	-	0.4 U	-	-	-	-	-
2-Chlorophenol	mg/kg	-	-	-	-	-	0.4 U	-	-	-	-	-
4-Chlorophenyl phenyl ether	mg/kg	-	-	-	-	-	0.4 U	-	-	-	-	-
Chrysene	mg/kg	U	-	-	-	-	0.4 U	U	U	U	20	14
Dibenz(a,h)anthracene	mg/kg	U	-	-	-	-	0.4 U	U	U	U	U	U
Dibenzofuran	mg/kg	-	-	-	-	-	-	-	-	-	-	-
1,2-Dichlorobenzene	mg/kg	-	-	-	-	-	0.4 U	-	-	-	-	-
1,3-Dichlorobenzene	mg/kg	-	-	-	-	-	0.4 U	-	-	-	-	-
1,4-Dichlorobenzene	mg/kg	-	-	-	-	-	0.4 U	-	-	-	-	-
3,3'-Dichlorobenzidine	mg/kg	-	-	-	-	-	0.8 U	-	-	-	-	-
2,4-Dichlorophenol	mg/kg	-	-	-	-	-	0.4 U	-	-	-	-	-

APPENDIX G.1

SOIL QUALITY DATA
RFI REPORT
FORMER MANUAL TRANSMISSIONS OF MUNCIE FACILITY
MUNCIE, INDIANA

AOI		*AOI 16*	*AOI 16*	*AOI 16*	*AOI 16*	*AOI 16*	*AOI 16*	*AOI 16*	*AOI 16*	*AOI 16*	*AOI 16*	*AOI 16*
Sample Location		*SB-26*	*SB-33*	*SB-34*	*SB-35*	*SB-43*	*MW-3*	*SB-29*	*MW-10*	*MW-11*	*MW-12*	*MW-12*
Sample Identification		*SB-26*	*SB-33*	*SB-34*	*SB-35*	*SB-43*	*MW-3*	*SB-29*	*MW-10*	*MW-11*	*MW-12*	*MW-12 (Dup)*
Sample Date		*1/1/1989*	*1/1/1989*	*1/1/1989*	*1/1/1989*	*1/1/1989*	*1/1/1989*	*1/1/1989*	*1/1/1989*	*1/1/1989*	*1/1/1989*	*1/1/1989*
Sample Depth		*(8-10) ft BGS*	*(8-10) ft BGS*	*(8-10) ft BGS*	*(8-10) ft BGS*	*(8-10) ft BGS*	*(10-15) ft BGS*	*(12-14) ft BGS*	*(13-15) ft BGS*	*(13-15) ft BGS*	*(13-15) ft BGS*	*(13-15) ft BGS*
Sample Type	*Units*											*Duplicate*
SVOCs (Continued)												
Diethyl phthalate	mg/kg	-	-	-	-	-	0.4 U	-	-	-	-	-
Dimethyl phthalate	mg/kg	-	-	-	-	-	0.4 U	-	-	-	-	-
2,4-Dimethylphenol	mg/kg	-	-	-	-	-	0.4 U	-	-	-	-	-
Di-n-butylphthalate (DBP)	mg/kg	-	-	-	-	-	0.4 U	-	-	-	-	-
4,6-Dinitro-2-methylphenol	mg/kg	-	-	-	-	-	2 U	-	-	-	-	-
2,4-Dinitrophenol	mg/kg	-	-	-	-	-	2 U	-	-	-	-	-
2,4-Dinitrotoluene	mg/kg	-	-	-	-	-	0.4 U	-	-	-	-	-
2,6-Dinitrotoluene	mg/kg	-	-	-	-	-	0.4 U	-	-	-	-	-
Di-n-octyl phthalate (DnOP)	mg/kg	-	-	-	-	-	0.4 U	-	-	-	-	-
bis(2-Ethylhexyl)phthalate (DEHP)	mg/kg	0.4	-	-	-	-	0.4 U	U	U	U	U	4
Fluoranthene	mg/kg	U	-	-	-	-	0.4 U	U	U	U	49	33
Fluorene	mg/kg	U	-	-	-	-	0.4 U	U	U	U	6	U
Hexachlorobenzene	mg/kg	-	-	-	-	-	0.4 U	-	-	-	-	-
Hexachlorobutadiene	mg/kg	-	-	-	-	-	0.4 U	-	-	-	-	-
Hexachlorocyclopentadiene	mg/kg	-	-	-	-	-	0.4 U	-	-	-	-	-
Hexachloroethane	mg/kg	-	-	-	-	-	0.4 U	-	-	-	-	-
Indeno(1,2,3-cd)pyrene	mg/kg	U	-	-	-	-	0.4 U	U	U	U	**12**	**8**
Isophorone	mg/kg	-	-	-	-	-	0.4 U	-	-	-	-	-
2-Methylnaphthalene	mg/kg	-	-	-	-	-	0.4 U	-	-	-	-	-
2-Methylphenol	mg/kg	-	-	-	-	-	0.4 U	-	-	-	-	-
3&4-Methylphenol	mg/kg	-	-	-	-	-	-	-	-	-	-	-
4-Methylphenol	mg/kg	-	-	-	-	-	0.4 U	-	-	-	-	-
Naphthalene	mg/kg	U	-	-	-	-	0.4 U	U	U	U	**4**[a]	U
2-Nitroaniline	mg/kg	-	-	-	-	-	0.4 U	-	-	-	-	-
3-Nitroaniline	mg/kg	-	-	-	-	-	0.4 U	-	-	-	-	-
4-Nitroaniline	mg/kg	-	-	-	-	-	0.4 U	-	-	-	-	-
Nitrobenzene	mg/kg	-	-	-	-	-	0.4 U	-	-	-	-	-
2-Nitrophenol	mg/kg	-	-	-	-	-	0.4 U	-	-	-	-	-
4-Nitrophenol	mg/kg	-	-	-	-	-	2 U	-	-	-	-	-
N-Nitrosodi-n-propylamine	mg/kg	-	-	-	-	-	0.4 U	-	-	-	-	-
N-Nitrosodiphenylamine	mg/kg	-	-	-	-	-	0.4 U	-	-	-	-	-
N-Nitrosodimethylamine	mg/kg	-	-	-	-	-	0.4 U	-	-	-	-	-
2,2'-Oxybis(1-chloropropane)	mg/kg	-	-	-	-	-	0.4 U	-	-	-	-	-
Pentachlorophenol	mg/kg	-	-	-	-	-	2 U	-	-	-	-	-
Phenanthrene	mg/kg	U	-	-	-	-	0.4 U	U	U	U	45	29
Phenol	mg/kg	-	-	-	-	-	0.4 U	-	-	-	-	-
Pyrene	mg/kg	U	-	-	-	-	0.4 U	U	U	U	37	25
1,2,4-Trichlorobenzene	mg/kg	-	-	-	-	-	0.4 U	-	-	-	-	-
2,4,5-Trichlorophenol	mg/kg	-	-	-	-	-	2 U	-	-	-	-	-
2,4,6-Trichlorophenol	mg/kg	-	-	-	-	-	0.4 U	-	-	-	-	-

APPENDIX G.1

SOIL QUALITY DATA
RFI REPORT
FORMER MANUAL TRANSMISSIONS OF MUNCIE FACILITY
MUNCIE, INDIANA

AOI		*AOI 16*	*AOI 16*	*AOI 16*	*AOI 16*	*AOI 16*	*AOI 16*	*AOI 16*	*AOI 16*	*AOI 16*	*AOI 16*	*AOI 16*
Sample Location		*SB-26*	*SB-33*	*SB-34*	*SB-35*	*SB-43*	*MW-3*	*SB-29*	*MW-10*	*MW-11*	*MW-12*	*MW-12*
Sample Identification		*SB-26*	*SB-33*	*SB-34*	*SB-35*	*SB-43*	*MW-3*	*SB-29*	*MW-10*	*MW-11*	*MW-12*	*MW-12 (Dup)*
Sample Date		*1/1/1989*	*1/1/1989*	*1/1/1989*	*1/1/1989*	*1/1/1989*	*1/1/1989*	*1/1/1989*	*1/1/1989*	*1/1/1989*	*1/1/1989*	*1/1/1989*
Sample Depth		*(8-10) ft BGS*	*(8-10) ft BGS*	*(8-10) ft BGS*	*(8-10) ft BGS*	*(8-10) ft BGS*	*(10-15) ft BGS*	*(12-14) ft BGS*	*(13-15) ft BGS*	*(13-15) ft BGS*	*(13-15) ft BGS*	*(13-15) ft BGS*
Sample Type	*Units*											*Duplicate*
Polychlorinated Biphenyls (PCBs)												
Aroclor-1016 (PCB-1016)	mg/kg	-	-	-	-	-	-	-	-	-	-	-
Aroclor-1221 (PCB-1221)	mg/kg	-	-	-	-	-	-	-	-	-	-	-
Aroclor-1232 (PCB-1232)	mg/kg	-	-	-	-	-	-	-	-	-	-	-
Aroclor-1242 (PCB-1242)	mg/kg	-	-	-	-	-	-	-	-	-	-	-
Aroclor-1248 (PCB-1248)	mg/kg	-	-	-	-	-	-	-	-	-	-	-
Aroclor-1254 (PCB-1254)	mg/kg	-	-	-	-	-	-	-	-	-	-	-
Aroclor-1260 (PCB-1260)	mg/kg	-	-	-	-	-	-	-	-	-	-	-
Total PCBs	mg/kg	-	-	-	-	-	-	-	-	-	-	-
Total Petroleum Hydrocarbons (TPH)												
Total Petroleum Hydrocarbons - Diesel	mg/kg	-	-	-	-	-	-	-	-	-	-	-
Total Petroleum Hydrocarbons - Gas	mg/kg	-	-	-	-	-	-	-	-	-	-	-
Total Petroleum Hydrocarbons - Oil	mg/kg	-	-	-	-	-	-	-	-	-	-	-
Total Petroleum Hydrocarbons	mg/kg	-	-	-	-	-	-	-	-	-	-	-
Total Petroleum Hydrocarbons - Purgeable (GRO)	mg/kg	-	-	-	-	-	-	-	-	-	-	-
Total Petroleum Hydrocarbons (C10-C20)	mg/kg	-	-	-	-	-	-	-	-	-	-	-
Total Petroleum Hydrocarbons (C20-C34)	mg/kg	-	-	-	-	-	-	-	-	-	-	-
Total Petroleum Hydrocarbons (C6-C10) GRO	mg/kg	-	-	-	-	-	-	-	-	-	-	-
Metals												
Aluminum	mg/kg	-	-	-	-	-	-	-	-	-	-	-
Antimony	mg/kg	-	-	-	-	-	-	-	-	-	-	-
Arsenic	mg/kg	-	-	-	-	-	5	-	-	-	-	-
Barium	mg/kg	-	-	-	-	-	23	-	-	-	-	-
Beryllium	mg/kg	-	-	-	-	-	-	-	-	-	-	-
Cadmium	mg/kg	-	-	-	-	-	1 U	-	-	-	-	-
Calcium	mg/kg	-	-	-	-	-	-	-	-	-	-	-
Chromium	mg/kg	-	-	-	-	-	2	-	-	-	-	-
Chromium VI (hexavalent)	mg/kg	-	-	-	-	-	-	-	-	-	-	-
Cobalt	mg/kg	-	-	-	-	-	-	-	-	-	-	-
Copper	mg/kg	-	-	-	-	-	14	-	-	-	-	-
Iron	mg/kg	-	-	-	-	-	-	-	-	-	-	-
Lead	mg/kg	-	-	-	-	-	1 U	-	-	-	-	-
Magnesium	mg/kg	-	-	-	-	-	-	-	-	-	-	-
Manganese	mg/kg	-	-	-	-	-	-	-	-	-	-	-
Mercury	mg/kg	-	-	-	-	-	0.05 U	-	-	-	-	-
Nickel	mg/kg	-	-	-	-	-	1 U	-	-	-	-	-
Potassium	mg/kg	-	-	-	-	-	-	-	-	-	-	-
Selenium	mg/kg	-	-	-	-	-	3 U	-	-	-	-	-
Silver	mg/kg	-	-	-	-	-	1 U	-	-	-	-	-
Sodium	mg/kg	-	-	-	-	-	-	-	-	-	-	-
Thallium	mg/kg	-	-	-	-	-	-	-	-	-	-	-
Vanadium	mg/kg	-	-	-	-	-	-	-	-	-	-	-
Zinc	mg/kg	-	-	-	-	-	28	-	-	-	-	-

APPENDIX G.1

SOIL QUALITY DATA
RFI REPORT
FORMER MANUAL TRANSMISSIONS OF MUNCIE FACILITY
MUNCIE, INDIANA

AOI		*AOI 16*	*AOI 16*	*AOI 16*	*AOI 16*	*AOI 16*	*AOI 16*	*AOI 16*	*AOI 16*	*AOI 16*	*AOI 16*	*AOI 16*
Sample Location		*SB-26*	*SB-33*	*SB-34*	*SB-35*	*SB-43*	*MW-3*	*SB-29*	*MW-10*	*MW-11*	*MW-12*	*MW-12*
Sample Identification		*SB-26*	*SB-33*	*SB-34*	*SB-35*	*SB-43*	*MW-3*	*SB-29*	*MW-10*	*MW-11*	*MW-12*	*MW-12 (Dup)*
Sample Date		*1/1/1989*	*1/1/1989*	*1/1/1989*	*1/1/1989*	*1/1/1989*	*1/1/1989*	*1/1/1989*	*1/1/1989*	*1/1/1989*	*1/1/1989*	*1/1/1989*
Sample Depth		*(8-10) ft BGS*	*(8-10) ft BGS*	*(8-10) ft BGS*	*(8-10) ft BGS*	*(8-10) ft BGS*	*(10-15) ft BGS*	*(12-14) ft BGS*	*(13-15) ft BGS*	*(13-15) ft BGS*	*(13-15) ft BGS*	*(13-15) ft BGS*
Sample Type	*Units*											*Duplicate*
General Chemistry												
Carbonate (as CaCO3)	mg/kg	-	-	-	-	-	-	-	-	-	-	-
Chloride	mg/kg	-	-	-	-	-	-	-	-	-	-	-
Chloride	s.u.	-	-	-	-	-	-	-	-	-	-	-
Cyanide (total)	mg/kg	-	-	-	-	-	-	-	-	-	-	-
N-Hexane extractable material	mg/kg	-	-	-	-	-	-	-	-	-	-	-
Percent moisture	%	-	-	-	-	-	-	-	-	-	-	-
pH	s.u.	-	-	-	-	-	8.4	-	-	-	-	-
Saturated aliphatic hydrocarbons	mg/kg	-	-	-	-	-	-	-	-	-	-	-
Sulfate	mg/kg	-	-	-	-	-	20 U	-	-	-	-	-
Total solids	%	-	-	-	-	-	89	-	-	-	-	-

Notes

mg/kg - Milligrams per kilogram
"-" - No value
U - Not detected at the associated reporting limit
J - Estimated concentration
UJ - Not detected; associated reporting limit is estimated
R - Rejected
s.u. - Standard units
nc - No criteria
ND - Non Detect (calculation)
BOLD[abc] Concentration exceeds associated screening level
IDEM Appendix A: Screening Levels Remedation Closure Guide - March 25, 2014
a - Exceeds IDEM residential migration to ground water screening levels
b - Exceeds IDEM commercial/industrial direct contact screening levels
c - Exceeds IDEM excavation direct contact screening levels

APPENDIX G.1

SOIL QUALITY DATA
RFI REPORT
FORMER MANUAL TRANSMISSIONS OF MUNCIE FACILITY
MUNCIE, INDIANA

AOI		***AOI 16***
Sample Location		***SB-23***
Sample Identification		***SB-23***
Sample Date		***1/1/1989***
Sample Depth		***(13-15) ft BGS***
Sample Type	***Units***	
Volatile Organic Compounds (VOCs)		
Acetone	mg/kg	0.08
Benzene	mg/kg	U
Benzyl alcohol	mg/kg	-
Bromodichloromethane	mg/kg	-
Bromoform	mg/kg	-
Bromomethane (Methyl bromide)	mg/kg	-
2-Butanone (Methyl ethyl ketone) (MEK)	mg/kg	U
Carbon disulfide	mg/kg	U
Carbon tetrachloride	mg/kg	U
4-Chloroaniline	mg/kg	-
Chlorobenzene	mg/kg	U
Chloroethane	mg/kg	-
2-Chloroethyl vinyl ether	mg/kg	-
Chloroform (Trichloromethane)	mg/kg	U
Chloromethane (Methyl chloride)	mg/kg	-
Cyclohexane	mg/kg	-
Dibenzofuran	mg/kg	-
1,2-Dibromo-3-chloropropane (DBCP)	mg/kg	-
Dibromochloromethane	mg/kg	-
1,2-Dibromoethane (Ethylene dibromide)	mg/kg	-
1,2-Dichlorobenzene	mg/kg	-
1,3-Dichlorobenzene	mg/kg	-
1,4-Dichlorobenzene	mg/kg	-
Dichlorodifluoromethane (CFC-12)	mg/kg	-
Dichloroethane	mg/kg	-
1,1-Dichloroethane	mg/kg	U
1,2-Dichloroethane	mg/kg	-
Dichloroethene	mg/kg	-
1,2-Dichloroethene (total)	mg/kg	-
1,1-Dichloroethene	mg/kg	-
cis-1,2-Dichloroethene	mg/kg	U
trans-1,2-Dichloroethene	mg/kg	-
1,2-Dichloropropane	mg/kg	-
cis-1,3-Dichloropropene	mg/kg	-
trans-1,3-Dichloropropene	mg/kg	-
Ethylbenzene	mg/kg	U
2-Hexanone	mg/kg	-
Isopropyl benzene	mg/kg	-
Methyl acetate	mg/kg	-
Methyl cyclohexane	mg/kg	-
Methyl tert butyl ether (MTBE)	mg/kg	-
4-Methyl-2-pentanone (MIBK)	mg/kg	U
Methylene chloride	mg/kg	U
Styrene	mg/kg	-
1,1,2,2-Tetrachloroethane	mg/kg	U
Tetrachloroethene	mg/kg	U

APPENDIX G.1

SOIL QUALITY DATA
RFI REPORT
FORMER MANUAL TRANSMISSIONS OF MUNCIE FACILITY
MUNCIE, INDIANA

AOI		***AOI 16***
Sample Location		***SB-23***
Sample Identification		***SB-23***
Sample Date		***1/1/1989***
Sample Depth		***(13-15) ft BGS***
Sample Type	***Units***	
VOCs (Continued)		
Toluene	mg/kg	U
1,2,4-Trichlorobenzene	mg/kg	-
Trichloroethane	mg/kg	-
1,1,1-Trichloroethane	mg/kg	U
1,1,2-Trichloroethane	mg/kg	U
Trichloroethene	mg/kg	0.012
Trichlorofluoromethane (CFC-11)	mg/kg	-
Trifluorotrichloroethane (Freon 113)	mg/kg	-
Vinyl acetate	mg/kg	-
Vinyl chloride	mg/kg	-
Xylenes (total)	mg/kg	U
Semi-Volatile Organic Compounds (SVOCs)		
Acenaphthene	mg/kg	-
Acenaphthylene	mg/kg	U
Acetophenone	mg/kg	-
Anthracene	mg/kg	U
Atrazine	mg/kg	-
Benzaldehyde	mg/kg	-
Benzo(a)anthracene	mg/kg	U
Benzo(a)pyrene	mg/kg	U
Benzo(b)fluoranthene	mg/kg	U
Benzo(g,h,i)perylene	mg/kg	U
Benzo(k)fluoranthene	mg/kg	U
Benzoic acid	mg/kg	-
Biphenyl (1,1-Biphenyl)	mg/kg	-
4-Bromophenyl phenyl ether	mg/kg	-
Butyl benzylphthalate (BBP)	mg/kg	-
Caprolactam	mg/kg	-
Carbazole	mg/kg	-
4-Chloro-3-methylphenol	mg/kg	-
4-Chloroaniline	mg/kg	-
bis(2-Chloroethoxy)methane	mg/kg	-
bis(2-Chloroethyl)ether	mg/kg	-
2-Chloronaphthalene	mg/kg	-
2-Chlorophenol	mg/kg	-
4-Chlorophenyl phenyl ether	mg/kg	-
Chrysene	mg/kg	U
Dibenz(a,h)anthracene	mg/kg	U
Dibenzofuran	mg/kg	-
1,2-Dichlorobenzene	mg/kg	-
1,3-Dichlorobenzene	mg/kg	-
1,4-Dichlorobenzene	mg/kg	-
3,3'-Dichlorobenzidine	mg/kg	-
2,4-Dichlorophenol	mg/kg	-

APPENDIX G.1

SOIL QUALITY DATA
RFI REPORT
FORMER MANUAL TRANSMISSIONS OF MUNCIE FACILITY
MUNCIE, INDIANA

AOI		***AOI 16***
Sample Location		***SB-23***
Sample Identification		***SB-23***
Sample Date		***1/1/1989***
Sample Depth		***(13-15) ft BGS***
Sample Type	***Units***	
SVOCs (Continued)		
Diethyl phthalate	mg/kg	-
Dimethyl phthalate	mg/kg	-
2,4-Dimethylphenol	mg/kg	-
Di-n-butylphthalate (DBP)	mg/kg	-
4,6-Dinitro-2-methylphenol	mg/kg	-
2,4-Dinitrophenol	mg/kg	-
2,4-Dinitrotoluene	mg/kg	-
2,6-Dinitrotoluene	mg/kg	-
Di-n-octyl phthalate (DnOP)	mg/kg	-
bis(2-Ethylhexyl)phthalate (DEHP)	mg/kg	U
Fluoranthene	mg/kg	U
Fluorene	mg/kg	U
Hexachlorobenzene	mg/kg	-
Hexachlorobutadiene	mg/kg	-
Hexachlorocyclopentadiene	mg/kg	-
Hexachloroethane	mg/kg	-
Indeno(1,2,3-cd)pyrene	mg/kg	U
Isophorone	mg/kg	-
2-Methylnaphthalene	mg/kg	-
2-Methylphenol	mg/kg	-
3&4-Methylphenol	mg/kg	-
4-Methylphenol	mg/kg	-
Naphthalene	mg/kg	U
2-Nitroaniline	mg/kg	-
3-Nitroaniline	mg/kg	-
4-Nitroaniline	mg/kg	-
Nitrobenzene	mg/kg	-
2-Nitrophenol	mg/kg	-
4-Nitrophenol	mg/kg	-
N-Nitrosodi-n-propylamine	mg/kg	-
N-Nitrosodiphenylamine	mg/kg	-
N-Nitrosodimethylamine	mg/kg	-
2,2'-Oxybis(1-chloropropane)	mg/kg	-
Pentachlorophenol	mg/kg	-
Phenanthrene	mg/kg	U
Phenol	mg/kg	-
Pyrene	mg/kg	U
1,2,4-Trichlorobenzene	mg/kg	-
2,4,5-Trichlorophenol	mg/kg	-
2,4,6-Trichlorophenol	mg/kg	-

APPENDIX G.1

SOIL QUALITY DATA
RFI REPORT
FORMER MANUAL TRANSMISSIONS OF MUNCIE FACILITY
MUNCIE, INDIANA

AOI		***AOI 16***
Sample Location		***SB-23***
Sample Identification		***SB-23***
Sample Date		***1/1/1989***
Sample Depth		***(13-15) ft BGS***
Sample Type	***Units***	
Polychlorinated Biphenyls (PCBs)		
Aroclor-1016 (PCB-1016)	mg/kg	-
Aroclor-1221 (PCB-1221)	mg/kg	-
Aroclor-1232 (PCB-1232)	mg/kg	-
Aroclor-1242 (PCB-1242)	mg/kg	-
Aroclor-1248 (PCB-1248)	mg/kg	-
Aroclor-1254 (PCB-1254)	mg/kg	-
Aroclor-1260 (PCB-1260)	mg/kg	-
Total PCBs	mg/kg	-
Total Petroleum Hydrocarbons (TPH)		
Total Petroleum Hydrocarbons - Diesel	mg/kg	-
Total Petroleum Hydrocarbons - Gas	mg/kg	-
Total Petroleum Hydrocarbons - Oil	mg/kg	-
Total Petroleum Hydrocarbons	mg/kg	-
Total Petroleum Hydrocarbons - Purgeable (GRO)	mg/kg	-
Total Petroleum Hydrocarbons (C10-C20)	mg/kg	-
Total Petroleum Hydrocarbons (C20-C34)	mg/kg	-
Total Petroleum Hydrocarbons (C6-C10) GRO	mg/kg	-
Metals		
Aluminum	mg/kg	-
Antimony	mg/kg	-
Arsenic	mg/kg	-
Barium	mg/kg	-
Beryllium	mg/kg	-
Cadmium	mg/kg	-
Calcium	mg/kg	-
Chromium	mg/kg	-
Chromium VI (hexavalent)	mg/kg	-
Cobalt	mg/kg	-
Copper	mg/kg	-
Iron	mg/kg	-
Lead	mg/kg	-
Magnesium	mg/kg	-
Manganese	mg/kg	-
Mercury	mg/kg	-
Nickel	mg/kg	-
Potassium	mg/kg	-
Selenium	mg/kg	-
Silver	mg/kg	-
Sodium	mg/kg	-
Thallium	mg/kg	-
Vanadium	mg/kg	-
Zinc	mg/kg	-

APPENDIX G.1

SOIL QUALITY DATA
RFI REPORT
FORMER MANUAL TRANSMISSIONS OF MUNCIE FACILITY
MUNCIE, INDIANA

AOI		***AOI 16***
Sample Location		***SB-23***
Sample Identification		***SB-23***
Sample Date		***1/1/1989***
Sample Depth		***(13-15) ft BGS***
Sample Type	***Units***	
General Chemistry		
Carbonate (as CaCO3)	mg/kg	-
Chloride	mg/kg	-
Chloride	s.u.	-
Cyanide (total)	mg/kg	-
N-Hexane extractable material	mg/kg	-
Percent moisture	%	-
pH	s.u.	-
Saturated aliphatic hydrocarbons	mg/kg	-
Sulfate	mg/kg	-
Total solids	%	-

Notes

mg/kg - Milligrams per kilogram
"-" - No value
U - Not detected at the associated reporting limit
J - Estimated concentration
UJ - Not detected; associated reporting limit is estimated
R - Rejected
s.u. - Standard units
nc - No criteria
ND - Non Detect (calculation)
BOLD[abc] Concentration exceeds associated screening level
IDEM Appendix A: Screening Levels Remedation Closure Guide - March 25, 2014
a - Exceeds IDEM residential migration to ground water screening levels
b - Exceeds IDEM commercial/industrial direct contact screening levels
c - Exceeds IDEM excavation direct contact screening levels

APPENDIX G.1

SOIL QUALITY DATA
RFI REPORT
FORMER MANUAL TRANSMISSIONS OF MUNCIE FACILITY
MUNCIE, INDIANA

AOI		*IDEM*	*IDEM*	*IDEM*	*AOI 16*	*AOI 16*	*AOI 16*	*AOI 16*	*AOI 16*	*AOI 16*	*AOI 16*
Sample Location		*Residential*	*Com./Ind.*	*Excavation*	*SB-24*	*SB-25*	*SB-26*	*SB-36*	*SB-39*	*SB-39*	*SB-41*
Sample Identification		*Migration to GW*	*Direct Contact*	*Direct Contact*	*SB-24*	*SB-25*	*SB-26*	*SB-36*	*SB-39*	*SB-39(Dup)*	*SB-41*
Sample Date		*a*	*b*	*c*	*1/1/1989*	*1/1/1989*	*1/1/1989*	*1/1/1989*	*1/1/1989*	*1/1/1989*	*1/1/1989*
Sample Depth					*(13-15) ft BGS*	*(13-15) ft BGS*	*(13-15) ft BGS*	*(13-15) ft BGS*	*(13-15) ft BGS*	*(13-15) ft BGS*	*(13-15) ft BGS*
Sample Type	*Units*									*Duplicate*	
Volatile Organic Compounds (VOCs)											
Acetone	mg/kg	49	100000	100000	0.02	0.01	0.03	0.01	0.04	0.05	0.04
Benzene	mg/kg	0.051	54	750	U	U	U	U	U	-	U
Benzyl alcohol	mg/kg	7.3	62000	100000	-	-	-	-	-	-	-
Bromodichloromethane	mg/kg	0.43	14	930	-	-	-	-	-	-	-
Bromoform	mg/kg	0.42	2200	20000	-	-	-	-	-	-	-
Bromomethane (Methyl bromide)	mg/kg	0.035	32	54	-	-	-	-	-	-	-
2-Butanone (Methyl ethyl ketone) (MEK)	mg/kg	21	28000	28000	U	U	0.01	U	U	-	U
Carbon disulfide	mg/kg	4.2	740	740	U	U	U	U	U	-	U
Carbon tetrachloride	mg/kg	0.039	30	460	**0.15**[a]	U	U	U	U	-	U
4-Chloroaniline	mg/kg	0.027	86	4200	-	-	-	-	-	-	-
Chlorobenzene	mg/kg	1.4	760	760	U	U	U	U	U	-	U
Chloroethane	mg/kg	120	2100	2100	-	-	-	-	-	-	-
2-Chloroethyl vinyl ether	mg/kg	nc	nc	nc	-	-	-	-	-	-	-
Chloroform (Trichloromethane)	mg/kg	0.44	15	1800	U	U	U	U	U	-	U
Chloromethane (Methyl chloride)	mg/kg	0.98	500	840	-	-	-	-	-	-	-
Cyclohexane	mg/kg	270	120	120	-	-	-	-	-	-	-
Dibenzofuran	mg/kg	2.1	1000	1700	-	-	-	-	-	-	-
1,2-Dibromo-3-chloropropane (DBCP)	mg/kg	0.0017	0.69	44	-	-	-	-	-	-	-
Dibromochloromethane	mg/kg	0.43	33	800	-	-	-	-	-	-	-
1,2-Dibromoethane (Ethylene dibromide)	mg/kg	0.00028	1.7	180	-	-	-	-	-	-	-
1,2-Dichlorobenzene	mg/kg	12	380	380	-	-	-	-	-	-	-
1,3-Dichlorobenzene	mg/kg	nc	nc	nc	-	-	-	-	-	-	-
1,4-Dichlorobenzene	mg/kg	1.4	120	17000	-	-	-	-	-	-	-
Dichlorodifluoromethane (CFC-12)	mg/kg	5.7	400	670	-	-	-	-	-	-	-
Dichloroethane	mg/kg	nc	nc	nc	-	-	-	-	-	-	-
1,1-Dichloroethane	mg/kg	0.14	170	1700	U	U	U	U	U	-	U
1,2-Dichloroethane	mg/kg	0.028	22	250	-	-	-	-	-	-	-
Dichloroethene	mg/kg	nc	nc	nc	-	-	-	-	-	-	-
1,2-Dichloroethene (total)	mg/kg	0.76	1300	1300	-	-	-	-	-	-	-
1,1-Dichloroethene	mg/kg	0.05	1100	1200	-	-	-	-	-	-	-
cis-1,2-Dichloroethene	mg/kg	0.41	2000	2400	U	U	U	U	U	-	U
trans-1,2-Dichloroethene	mg/kg	0.59	690	1200	-	-	-	-	-	-	-
1,2-Dichloropropane	mg/kg	0.033	47	120	-	-	-	-	-	-	-
cis-1,3-Dichloropropene	mg/kg	nc	nc	nc	-	-	-	-	-	-	-
trans-1,3-Dichloropropene	mg/kg	nc	nc	nc	-	-	-	-	-	-	-
Ethylbenzene	mg/kg	16	270	480	U	U	U	U	U	-	U
2-Hexanone	mg/kg	0.16	1400	2300	-	-	-	-	-	-	-
Isopropyl benzene	mg/kg	13	270	270	-	-	-	-	-	-	-
Methyl acetate	mg/kg	66	29000	29000	-	-	-	-	-	-	-
Methyl cyclohexane	mg/kg	nc	nc	nc	-	-	-	-	-	-	-
Methyl tert butyl ether (MTBE)	mg/kg	0.54	2200	8900	-	-	-	-	-	-	-
4-Methyl-2-pentanone (MIBK)	mg/kg	4.5	3400	3400	U	U	U	U	U	-	U
Methylene chloride	mg/kg	0.025	3100	3300	U	U	U	0.025	0.008	-	0.014
Styrene	mg/kg	2.2	870	870	-	-	-	-	-	-	-
1,1,2,2-Tetrachloroethane	mg/kg	0.0052	28	1900	U	U	U	U	U	-	U
Tetrachloroethene	mg/kg	0.045	170	170	U	U	U	U	U	-	U

APPENDIX G.1

SOIL QUALITY DATA
RFI REPORT
FORMER MANUAL TRANSMISSIONS OF MUNCIE FACILITY
MUNCIE, INDIANA

AOI		*IDEM*	*IDEM*	*IDEM*	*AOI 16*	*AOI 16*	*AOI 16*	*AOI 16*	*AOI 16*	*AOI 16*	*AOI 16*
Sample Location		*Residential*	*Com./Ind.*	*Excavation*	*SB-24*	*SB-25*	*SB-26*	*SB-36*	*SB-39*	*SB-39*	*SB-41*
Sample Identification		*Migration to GW*	*Direct Contact*	*Direct Contact*	*SB-24*	*SB-25*	*SB-26*	*SB-36*	*SB-39*	*SB-39(Dup)*	*SB-41*
Sample Date		*a*	*b*	*c*	*1/1/1989*	*1/1/1989*	*1/1/1989*	*1/1/1989*	*1/1/1989*	*1/1/1989*	*1/1/1989*
Sample Depth					*(13-15) ft BGS*	*(13-15) ft BGS*	*(13-15) ft BGS*	*(13-15) ft BGS*	*(13-15) ft BGS*	*(13-15) ft BGS*	*(13-15) ft BGS*
Sample Type	*Units*									*Duplicate*	
VOCs (Continued)											
Toluene	mg/kg	14	820	820	U	U	0.006	U	U	-	U
1,2,4-Trichlorobenzene	mg/kg	4.1	270	400	-	-	-	-	-	-	-
Trichloroethane	mg/kg	nc	nc	nc	-	-	-	-	-	-	-
1,1,1-Trichloroethane	mg/kg	1.4	640	640	U	U	U	U	U	-	U
1,1,2-Trichloroethane	mg/kg	0.032	6.8	11	U	U	U	U	U	-	U
Trichloroethene	mg/kg	0.036	20	34	0.017	U	U	U	U	-	U
Trichlorofluoromethane (CFC-11)	mg/kg	14	1200	1200	-	-	-	-	-	-	-
Trifluorotrichloroethane (Freon 113)	mg/kg	2600	910	910	-	-	-	-	-	-	-
Vinyl acetate	mg/kg	1.7	2800	2800	-	-	-	-	-	-	-
Vinyl chloride	mg/kg	0.014	17	660	-	-	-	-	-	-	-
Xylenes (total)	mg/kg	200	260	260	U	U	U	U	U	-	U
Semi-Volatile Organic Compounds (SVOCs)											
Acenaphthene	mg/kg	82	33000	55000	-	-	-	-	-	-	-
Acenaphthylene	mg/kg	nc	nc	nc	U	U	U	U	U	U	U
Acetophenone	mg/kg	9.1	2500	2500	-	-	-	-	-	-	-
Anthracene	mg/kg	860	100000	100000	U	U	U	U	U	U	U
Atrazine	mg/kg	0.039	75	4200	-	-	-	-	-	-	-
Benzaldehyde	mg/kg	6.7	1200	1200	-	-	-	-	-	-	-
Benzo(a)anthracene	mg/kg	2.1	21	1300	U	U	U	U	U	U	U
Benzo(a)pyrene	mg/kg	4.7	2.1	130	U	U	U	U	U	U	U
Benzo(b)fluoranthene	mg/kg	7	21	1300	U	U	U	U	U	U	U
Benzo(g,h,i)perylene	mg/kg	nc	nc	nc	U	U	U	U	U	U	U
Benzo(k)fluoranthene	mg/kg	68	210	13000	U	U	U	U	U	U	U
Benzoic acid	mg/kg	270	100000	100000	-	-	-	-	-	-	-
Biphenyl (1,1-Biphenyl)	mg/kg	0.17	210	350	-	-	-	-	-	-	-
4-Bromophenyl phenyl ether	mg/kg	nc	nc	nc	-	-	-	-	-	-	-
Butyl benzylphthalate (BBP)	mg/kg	41	9100	100000	-	-	-	-	-	-	-
Caprolactam	mg/kg	38	100000	100000	-	-	-	-	-	-	-
Carbazole	mg/kg	nc	nc	nc	-	-	-	-	-	-	-
4-Chloro-3-methylphenol	mg/kg	26	62000	100000	-	-	-	-	-	-	-
4-Chloroaniline	mg/kg	0.027	86	4200	-	-	-	-	-	-	-
bis(2-Chloroethoxy)methane	mg/kg	0.21	1800	3100	-	-	-	-	-	-	-
bis(2-Chloroethyl)ether	mg/kg	0.00063	10	750	-	-	-	-	-	-	-
2-Chloronaphthalene	mg/kg	57	82000	100000	-	-	-	-	-	-	-
2-Chlorophenol	mg/kg	1.2	5100	8600	-	-	-	-	-	-	-
4-Chlorophenyl phenyl ether	mg/kg	nc	nc	nc	-	-	-	-	-	-	-
Chrysene	mg/kg	210	2100	100000	U	U	U	U	U	U	U
Dibenz(a,h)anthracene	mg/kg	2.2	2.1	130	U	U	U	U	U	U	U
Dibenzofuran	mg/kg	2.1	1000	1700	-	-	-	-	-	-	-
1,2-Dichlorobenzene	mg/kg	12	380	380	-	-	-	-	-	-	-
1,3-Dichlorobenzene	mg/kg	nc	nc	nc	-	-	-	-	-	-	-
1,4-Dichlorobenzene	mg/kg	1.4	120	17000	-	-	-	-	-	-	-
3,3'-Dichlorobenzidine	mg/kg	0.14	38	2200	-	-	-	-	-	-	-
2,4-Dichlorophenol	mg/kg	0.83	1800	3100	-	-	-	-	-	-	-
Diethyl phthalate	mg/kg	90	100000	100000	-	-	-	-	-	-	-

APPENDIX G.1

SOIL QUALITY DATA
RFI REPORT
FORMER MANUAL TRANSMISSIONS OF MUNCIE FACILITY
MUNCIE, INDIANA

AOI		*IDEM*	*IDEM*	*IDEM*	*AOI 16*	*AOI 16*	*AOI 16*	*AOI 16*	*AOI 16*	*AOI 16*	*AOI 16*
Sample Location		*Residential*	*Com./Ind.*	*Excavation*	*SB-24*	*SB-25*	*SB-26*	*SB-36*	*SB-39*	*SB-39*	*SB-41*
Sample Identification		*Migration to GW*	*Direct Contact*	*Direct Contact*	*SB-24*	*SB-25*	*SB-26*	*SB-36*	*SB-39*	*SB-39(Dup)*	*SB-41*
Sample Date		*a*	*b*	*c*	*1/1/1989*	*1/1/1989*	*1/1/1989*	*1/1/1989*	*1/1/1989*	*1/1/1989*	*1/1/1989*
Sample Depth					*(13-15) ft BGS*	*(13-15) ft BGS*	*(13-15) ft BGS*	*(13-15) ft BGS*	*(13-15) ft BGS*	*(13-15) ft BGS*	*(13-15) ft BGS*
Sample Type	*Units*									*Duplicate*	
SVOCs (Continued)											
Dimethyl phthalate	mg/kg	nc	nc	nc	-	-	-	-	-	-	-
2,4-Dimethylphenol	mg/kg	6.4	12000	20000	-	-	-	-	-	-	-
Di-n-butylphthalate (DBP)	mg/kg	34	62000	100000	-	-	-	-	-	-	-
4,6-Dinitro-2-methylphenol	mg/kg	0.041	49	82	-	-	-	-	-	-	-
2,4-Dinitrophenol	mg/kg	0.67	1200	2000	-	-	-	-	-	-	-
2,4-Dinitrotoluene	mg/kg	0.054	55	2000	-	-	-	-	-	-	-
2,6-Dinitrotoluene	mg/kg	0.012	12	310	-	-	-	-	-	-	-
Di-n-octyl phthalate (DnOP)	mg/kg	900	6200	10000	-	-	-	-	-	-	-
bis(2-Ethylhexyl)phthalate (DEHP)	mg/kg	29	1200	20000	U	U	U	U	U	U	U
Fluoranthene	mg/kg	1400	22000	37000	U	U	U	U	U	U	U
Fluorene	mg/kg	81	22000	37000	U	U	U	U	U	U	U
Hexachlorobenzene	mg/kg	0.25	11	630	-	-	-	-	-	-	-
Hexachlorobutadiene	mg/kg	0.1	220	1000	-	-	-	-	-	-	-
Hexachlorocyclopentadiene	mg/kg	3.1	3700	6200	-	-	-	-	-	-	-
Hexachloroethane	mg/kg	0.062	430	730	-	-	-	-	-	-	-
Indeno(1,2,3-cd)pyrene	mg/kg	40	21	1300	U	U	U	U	U	U	U
Isophorone	mg/kg	4.4	18000	100000	-	-	-	-	-	-	-
2-Methylnaphthalene	mg/kg	2.8	2200	3700	-	-	-	-	-	-	-
2-Methylphenol	mg/kg	12	31000	52000	-	-	-	-	-	-	-
3&4-Methylphenol	mg/kg	nc	nc	nc	-	-	-	-	-	-	-
4-Methylphenol	mg/kg	22	62000	100000	-	-	-	-	-	-	-
Naphthalene	mg/kg	0.092	180	1000	U	U	U	U	U	U	U
2-Nitroaniline	mg/kg	1.3	6000	9900	-	-	-	-	-	-	-
3-Nitroaniline	mg/kg	nc	nc	nc	-	-	-	-	-	-	-
4-Nitroaniline	mg/kg	0.28	860	4200	-	-	-	-	-	-	-
Nitrobenzene	mg/kg	0.016	240	2000	-	-	-	-	-	-	-
2-Nitrophenol	mg/kg	nc	nc	nc	-	-	-	-	-	-	-
4-Nitrophenol	mg/kg	nc	nc	nc	-	-	-	-	-	-	-
N-Nitrosodi-n-propylamine	mg/kg	0.0014	2.5	140	-	-	-	-	-	-	-
N-Nitrosodiphenylamine	mg/kg	11	3500	100000	-	-	-	-	-	-	-
N-Nitrosodimethylamine	mg/kg	2.1e-005	0.34	8.2	-	-	-	-	-	-	-
2,2'-Oxybis(1-chloropropane)	mg/kg	0.023	220	1000	-	-	-	-	-	-	-
Pentachlorophenol	mg/kg	0.2	27	2000	-	-	-	-	-	-	-
Phenanthrene	mg/kg	nc	nc	nc	U	U	U	U	U	U	U
Phenol	mg/kg	52	100000	100000	-	-	-	-	-	-	-
Pyrene	mg/kg	190	17000	28000	U	U	U	U	U	U	U
1,2,4-Trichlorobenzene	mg/kg	4.1	270	400	-	-	-	-	-	-	-
2,4,5-Trichlorophenol	mg/kg	67	62000	100000	-	-	-	-	-	-	-
2,4,6-Trichlorophenol	mg/kg	0.68	620	1000	-	-	-	-	-	-	-

APPENDIX G.1

SOIL QUALITY DATA
RFI REPORT
FORMER MANUAL TRANSMISSIONS OF MUNCIE FACILITY
MUNCIE, INDIANA

AOI		*IDEM*	*IDEM*	*IDEM*	*AOI 16*	*AOI 16*	*AOI 16*	*AOI 16*	*AOI 16*	*AOI 16*	*AOI 16*
Sample Location		*Residential*	*Com./Ind.*	*Excavation*	*SB-24*	*SB-25*	*SB-26*	*SB-36*	*SB-39*	*SB-39*	*SB-41*
Sample Identification		*Migration to GW*	*Direct Contact*	*Direct Contact*	*SB-24*	*SB-25*	*SB-26*	*SB-36*	*SB-39*	*SB-39(Dup)*	*SB-41*
Sample Date		*a*	*b*	*c*	*1/1/1989*	*1/1/1989*	*1/1/1989*	*1/1/1989*	*1/1/1989*	*1/1/1989*	*1/1/1989*
Sample Depth					*(13-15) ft BGS*	*(13-15) ft BGS*	*(13-15) ft BGS*	*(13-15) ft BGS*	*(13-15) ft BGS*	*(13-15) ft BGS*	*(13-15) ft BGS*
Sample Type	*Units*									*Duplicate*	
Polychlorinated Biphenyls (PCBs)											
Aroclor-1016 (PCB-1016)	mg/kg	2.1	37	63	-	-	-	-	-	-	-
Aroclor-1221 (PCB-1221)	mg/kg	0.014	5.4	390	-	-	-	-	-	-	-
Aroclor-1232 (PCB-1232)	mg/kg	0.014	5.4	73	-	-	-	-	-	-	-
Aroclor-1242 (PCB-1242)	mg/kg	1.1	7.4	460	-	-	-	-	-	-	-
Aroclor-1248 (PCB-1248)	mg/kg	1	7.4	460	-	-	-	-	-	-	-
Aroclor-1254 (PCB-1254)	mg/kg	1.6	7.4	18	-	-	-	-	-	-	-
Aroclor-1260 (PCB-1260)	mg/kg	4.8	7.4	460	-	-	-	-	-	-	-
Total PCBs	mg/kg	1.6	7.4	460	-	-	-	-	-	-	-
Total Petroleum Hydrocarbons (TPH)											
Total Petroleum Hydrocarbons - Diesel	mg/kg	nc	nc	nc	-	-	-	-	-	-	-
Total Petroleum Hydrocarbons - Gas	mg/kg	nc	nc	nc	-	-	-	-	-	-	-
Total Petroleum Hydrocarbons - Oil	mg/kg	nc	nc	nc	-	-	-	-	-	-	-
Total Petroleum Hydrocarbons	mg/kg	nc	nc	nc	-	-	-	-	-	-	-
Total Petroleum Hydrocarbons - Purgeable (GRO)	mg/kg	nc	nc	nc	-	-	-	-	-	-	-
Total Petroleum Hydrocarbons (C10-C20)	mg/kg	nc	nc	nc	-	-	-	-	-	-	-
Total Petroleum Hydrocarbons (C20-C34)	mg/kg	nc	nc	nc	-	-	-	-	-	-	-
Total Petroleum Hydrocarbons (C6-C10) GRO	mg/kg	nc	nc	nc	-	-	-	-	-	-	-
Metals											
Aluminum	mg/kg	480000	100000	100000	-	-	-	-	-	-	-
Antimony	mg/kg	5.4	410	690	-	-	-	-	-	-	-
Arsenic	mg/kg	5.9	24	640	-	-	-	-	-	-	-
Barium	mg/kg	1700	100000	100000	-	-	-	-	-	-	-
Beryllium	mg/kg	63	2000	3300	-	-	-	-	-	-	-
Cadmium	mg/kg	7.5	800	1300	-	-	-	-	-	-	-
Calcium	mg/kg	nc	nc	nc	-	-	-	-	-	-	-
Chromium	mg/kg	1000000	nc	nc	-	-	-	-	-	-	-
Chromium VI (hexavalent)	mg/kg	0.12	56	2400	-	-	-	-	-	-	-
Cobalt	mg/kg	4.3	300	520	-	-	-	-	-	-	-
Copper	mg/kg	920	41000	69000	-	-	-	-	-	-	-
Iron	mg/kg	5600	100000	100000	-	-	-	-	-	-	-
Lead	mg/kg	270	800	1000	-	-	-	-	-	-	-
Magnesium	mg/kg	nc	nc	nc	-	-	-	-	-	-	-
Manganese	mg/kg	420	23000	39000	-	-	-	-	-	-	-
Mercury	mg/kg	2.1	3.1	3.1	-	-	-	-	-	-	-
Nickel	mg/kg	390	20000	32000	-	-	-	-	-	-	-
Potassium	mg/kg	nc	nc	nc	-	-	-	-	-	-	-
Selenium	mg/kg	5.3	5100	8600	-	-	-	-	-	-	-
Silver	mg/kg	12	5100	8600	-	-	-	-	-	-	-
Sodium	mg/kg	nc	nc	nc	-	-	-	-	-	-	-
Thallium	mg/kg	2.9	10	17	-	-	-	-	-	-	-
Vanadium	mg/kg	1300	5100	8700	-	-	-	-	-	-	-
Zinc	mg/kg	5900	100000	100000	-	-	-	-	-	-	-

APPENDIX G.1

SOIL QUALITY DATA
RFI REPORT
FORMER MANUAL TRANSMISSIONS OF MUNCIE FACILITY
MUNCIE, INDIANA

AOI		*IDEM*	*IDEM*	*IDEM*	*AOI 16*	*AOI 16*	*AOI 16*	*AOI 16*	*AOI 16*	*AOI 16*	*AOI 16*
Sample Location		*Residential*	*Com./Ind.*	*Excavation*	*SB-24*	*SB-25*	*SB-26*	*SB-36*	*SB-39*	*SB-39*	*SB-41*
Sample Identification		*Migration to GW*	*Direct Contact*	*Direct Contact*	*SB-24*	*SB-25*	*SB-26*	*SB-36*	*SB-39*	*SB-39(Dup)*	*SB-41*
Sample Date		*a*	*b*	*c*	*1/1/1989*	*1/1/1989*	*1/1/1989*	*1/1/1989*	*1/1/1989*	*1/1/1989*	*1/1/1989*
Sample Depth					*(13-15) ft BGS*	*(13-15) ft BGS*	*(13-15) ft BGS*	*(13-15) ft BGS*	*(13-15) ft BGS*	*(13-15) ft BGS*	*(13-15) ft BGS*
Sample Type	*Units*									*Duplicate*	
General Chemistry											
Carbonate (as CaCO3)	mg/kg	nc	nc	nc	-	-	-	-	-	-	-
Chloride	mg/kg	nc	nc	nc	-	-	-	-	-	-	-
Chloride	s.u.	nc	nc	nc	-	-	-	-	-	-	-
Cyanide (total)	mg/kg	40	140	230	-	-	-	-	-	-	-
N-Hexane extractable material	mg/kg	nc	nc	nc	-	-	-	-	-	-	-
Percent moisture	%	nc	nc	nc	-	-	-	-	-	-	-
pH	s.u.	nc	nc	nc	-	-	-	-	-	-	-
Saturated aliphatic hydrocarbons	mg/kg	nc	nc	nc	-	-	-	-	-	-	-
Sulfate	mg/kg	nc	nc	nc	-	-	-	-	-	-	-
Total solids	%	nc	nc	nc	-	-	-	-	-	-	-

Notes
mg/kg - Milligrams per kilogram
"-" - No value
U - Not detected at the associated reporting limit
J - Estimated concentration
UJ - Not detected; associated reporting limit is estimated
R - Rejected
s.u. - Standard units
nc - No criteria
ND - Non Detect (calculation)
BOLD[abc] Concentration exceeds associated screening level
IDEM Appendix A: Screening Levels Remedation Closure Guide - March 25, 2014
a - Exceeds IDEM residential migration to ground water screening levels
b - Exceeds IDEM commercial/industrial direct contact screening levels
c - Exceeds IDEM excavation direct contact screening levels

APPENDIX G.1

SOIL QUALITY DATA
RFI REPORT
FORMER MANUAL TRANSMISSIONS OF MUNCIE FACILITY
MUNCIE, INDIANA

AOI		*AOI 16*	*AOI 16*	*AOI 16*	*AOI 16*	*AOI 16*	*AOI 16*	*AOI 16*	*AOI 16*	*AOI 16*	*AOI 16*	*AOI 16*
Sample Location		*SB-44*	*SB-23*	*SB-30*	*SB-31*	*SB-37*	*SB-38*	*SB-40*	*SB-42*	*SB-43*	*SB-44*	*SB-36*
Sample Identification		*SB-44*	*SB-23*	*SB-30*	*SB-31*	*SB-37*	*SB-38*	*SB-40*	*SB-42*	*SB-43*	*SB-44*	*SB-36*
Sample Date		*1/1/1989*	*1/1/1989*	*1/1/1989*	*1/1/1989*	*1/1/1989*	*1/1/1989*	*1/1/1989*	*1/1/1989*	*1/1/1989*	*1/1/1989*	*1/1/1990*
Sample Depth		*(13-15) ft BGS*	*(18-20) ft BGS*	*(18-20) ft BGS*	*(18-20) ft BGS*	*(18-20) ft BGS*	*(18-20) ft BGS*	*(18-20) ft BGS*	*(18-20) ft BGS*	*(18-20) ft BGS*	*(18-20) ft BGS*	*(0-2) ft BGS*
Sample Type	*Units*											
Volatile Organic Compounds (VOCs)												
Acetone	mg/kg	0.04	0.02	0.03	0.03	0.03	0.06	0.05	0.03	0.02	0.03	0.03
Benzene	mg/kg	U	U	U	U	U	U	U	U	U	U	U
Benzyl alcohol	mg/kg	-	-	-	-	-	-	-	-	-	-	-
Bromodichloromethane	mg/kg	-	-	-	-	-	-	-	-	-	-	-
Bromoform	mg/kg	-	-	-	-	-	-	-	-	-	-	-
Bromomethane (Methyl bromide)	mg/kg	-	-	-	-	-	-	-	-	-	-	-
2-Butanone (Methyl ethyl ketone) (MEK)	mg/kg	0.01 U	U	U	0.01	U	U	U	U	U	0.01 U	U
Carbon disulfide	mg/kg	U	U	U	U	U	U	U	U	U	U	U
Carbon tetrachloride	mg/kg	U	U	U	U	U	U	U	U	U	U	U
4-Chloroaniline	mg/kg	-	-	-	-	-	-	-	-	-	-	-
Chlorobenzene	mg/kg	U	U	U	U	U	U	U	U	U	U	U
Chloroethane	mg/kg	-	-	-	-	-	-	-	-	-	-	-
2-Chloroethyl vinyl ether	mg/kg	-	-	-	-	-	-	-	-	-	-	-
Chloroform (Trichloromethane)	mg/kg	U	U	U	U	U	U	U	U	U	U	U
Chloromethane (Methyl chloride)	mg/kg	-	-	-	-	-	-	-	-	-	-	-
Cyclohexane	mg/kg	-	-	-	-	-	-	-	-	-	-	-
Dibenzofuran	mg/kg	-	-	-	-	-	-	-	-	-	-	-
1,2-Dibromo-3-chloropropane (DBCP)	mg/kg	-	-	-	-	-	-	-	-	-	-	-
Dibromochloromethane	mg/kg	-	-	-	-	-	-	-	-	-	-	-
1,2-Dibromoethane (Ethylene dibromide)	mg/kg	-	-	-	-	-	-	-	-	-	-	-
1,2-Dichlorobenzene	mg/kg	-	-	-	-	-	-	-	-	-	-	-
1,3-Dichlorobenzene	mg/kg	-	-	-	-	-	-	-	-	-	-	-
1,4-Dichlorobenzene	mg/kg	-	-	-	-	-	-	-	-	-	-	-
Dichlorodifluoromethane (CFC-12)	mg/kg	-	-	-	-	-	-	-	-	-	-	-
Dichloroethane	mg/kg	-	-	-	-	-	-	-	-	-	-	-
1,1-Dichloroethane	mg/kg	U	U	U	U	U	U	U	0.014	U	U	U
1,2-Dichloroethane	mg/kg	-	-	-	-	-	-	-	-	-	-	-
Dichloroethene	mg/kg	-	-	-	-	-	-	-	-	-	-	-
1,2-Dichloroethene (total)	mg/kg	-	-	-	-	-	-	-	-	-	-	-
1,1-Dichloroethene	mg/kg	-	-	-	-	-	-	-	-	-	-	-
cis-1,2-Dichloroethene	mg/kg	U	U	0.047	0.11	0.047	U	U	U	U	U	U
trans-1,2-Dichloroethene	mg/kg	-	-	-	-	-	-	-	-	-	-	-
1,2-Dichloropropane	mg/kg	-	-	-	-	-	-	-	-	-	-	-
cis-1,3-Dichloropropene	mg/kg	-	-	-	-	-	-	-	-	-	-	-
trans-1,3-Dichloropropene	mg/kg	-	-	-	-	-	-	-	-	-	-	-
Ethylbenzene	mg/kg	U	U	U	U	U	U	U	U	U	U	U
2-Hexanone	mg/kg	-	-	-	-	-	-	-	-	-	-	-
Isopropyl benzene	mg/kg	-	-	-	-	-	-	-	-	-	-	-
Methyl acetate	mg/kg	-	-	-	-	-	-	-	-	-	-	-
Methyl cyclohexane	mg/kg	-	-	-	-	-	-	-	-	-	-	-
Methyl tert butyl ether (MTBE)	mg/kg	-	-	-	-	-	-	-	-	-	-	-
4-Methyl-2-pentanone (MIBK)	mg/kg	U	U	U	U	U	U	U	U	U	U	U
Methylene chloride	mg/kg	U	U	U	U	0.018	0.015	0.01	U	U	0.009	0.012
Styrene	mg/kg	-	-	-	-	-	-	-	-	-	-	-
1,1,2,2-Tetrachloroethane	mg/kg	U	U	U	U	U	U	U	U	U	U	U
Tetrachloroethene	mg/kg	U	U	U	U	U	U	U	U	U	U	U

APPENDIX G.1

SOIL QUALITY DATA
RFI REPORT
FORMER MANUAL TRANSMISSIONS OF MUNCIE FACILITY
MUNCIE, INDIANA

AOI		*AOI 16*	*AOI 16*	*AOI 16*	*AOI 16*	*AOI 16*	*AOI 16*	*AOI 16*	*AOI 16*	*AOI 16*	*AOI 16*	*AOI 16*
Sample Location		*SB-44*	*SB-23*	*SB-30*	*SB-31*	*SB-37*	*SB-38*	*SB-40*	*SB-42*	*SB-43*	*SB-44*	*SB-36*
Sample Identification		*SB-44*	*SB-23*	*SB-30*	*SB-31*	*SB-37*	*SB-38*	*SB-40*	*SB-42*	*SB-43*	*SB-44*	*SB-36*
Sample Date		*1/1/1989*	*1/1/1989*	*1/1/1989*	*1/1/1989*	*1/1/1989*	*1/1/1989*	*1/1/1989*	*1/1/1989*	*1/1/1989*	*1/1/1989*	*1/1/1990*
Sample Depth		*(13-15) ft BGS*	*(18-20) ft BGS*	*(18-20) ft BGS*	*(18-20) ft BGS*	*(18-20) ft BGS*	*(18-20) ft BGS*	*(18-20) ft BGS*	*(18-20) ft BGS*	*(18-20) ft BGS*	*(18-20) ft BGS*	*(0-2) ft BGS*
Sample Type	*Units*											
VOCs (Continued)												
Toluene	mg/kg	U	U	U	U	U	U	0.005	U	U	U	U
1,2,4-Trichlorobenzene	mg/kg	-	-	-	-	-	-	-	-	-	-	-
Trichloroethane	mg/kg	-	-	-	-	-	-	-	-	-	-	-
1,1,1-Trichloroethane	mg/kg	U	U	U	U	U	U	0.007	U	U	U	U
1,1,2-Trichloroethane	mg/kg	U	U	U	U	U	U	U	U	U	U	U
Trichloroethene	mg/kg	U	U	U	U	U	U	0.024	U	U	U	U
Trichlorofluoromethane (CFC-11)	mg/kg	-	-	-	-	-	-	-	-	-	-	-
Trifluorotrichloroethane (Freon 113)	mg/kg	-	-	-	-	-	-	-	-	-	-	-
Vinyl acetate	mg/kg	-	-	-	-	-	-	-	-	-	-	-
Vinyl chloride	mg/kg	-	-	-	-	-	-	-	-	-	-	-
Xylenes (total)	mg/kg	U	U	U	U	U	U	U	U	U	U	U
Semi-Volatile Organic Compounds (SVOCs)												
Acenaphthene	mg/kg	-	-	-	-	-	-	-	-	-	-	-
Acenaphthylene	mg/kg	-	U	-	-	U	U	U	-	-	-	U
Acetophenone	mg/kg	-	-	-	-	-	-	-	-	-	-	-
Anthracene	mg/kg	-	U	-	-	U	U	U	-	-	-	U
Atrazine	mg/kg	-	-	-	-	-	-	-	-	-	-	-
Benzaldehyde	mg/kg	-	-	-	-	-	-	-	-	-	-	-
Benzo(a)anthracene	mg/kg	-	U	-	-	U	U	U	-	-	-	U
Benzo(a)pyrene	mg/kg	-	U	-	-	U	U	U	-	-	-	U
Benzo(b)fluoranthene	mg/kg	-	U	-	-	U	U	U	-	-	-	U
Benzo(g,h,i)perylene	mg/kg	-	U	-	-	U	U	U	-	-	-	U
Benzo(k)fluoranthene	mg/kg	-	U	-	-	U	U	U	-	-	-	U
Benzoic acid	mg/kg	-	-	-	-	-	-	-	-	-	-	-
Biphenyl (1,1-Biphenyl)	mg/kg	-	-	-	-	-	-	-	-	-	-	-
4-Bromophenyl phenyl ether	mg/kg	-	-	-	-	-	-	-	-	-	-	-
Butyl benzylphthalate (BBP)	mg/kg	-	-	-	-	-	-	-	-	-	-	-
Caprolactam	mg/kg	-	-	-	-	-	-	-	-	-	-	-
Carbazole	mg/kg	-	-	-	-	-	-	-	-	-	-	-
4-Chloro-3-methylphenol	mg/kg	-	-	-	-	-	-	-	-	-	-	-
4-Chloroaniline	mg/kg	-	-	-	-	-	-	-	-	-	-	-
bis(2-Chloroethoxy)methane	mg/kg	-	-	-	-	-	-	-	-	-	-	-
bis(2-Chloroethyl)ether	mg/kg	-	-	-	-	-	-	-	-	-	-	-
2-Chloronaphthalene	mg/kg	-	-	-	-	-	-	-	-	-	-	-
2-Chlorophenol	mg/kg	-	-	-	-	-	-	-	-	-	-	-
4-Chlorophenyl phenyl ether	mg/kg	-	-	-	-	-	-	-	-	-	-	-
Chrysene	mg/kg	-	U	-	-	U	U	U	-	-	-	U
Dibenz(a,h)anthracene	mg/kg	-	U	-	-	U	U	U	-	-	-	U
Dibenzofuran	mg/kg	-	-	-	-	-	-	-	-	-	-	-
1,2-Dichlorobenzene	mg/kg	-	-	-	-	-	-	-	-	-	-	-
1,3-Dichlorobenzene	mg/kg	-	-	-	-	-	-	-	-	-	-	-
1,4-Dichlorobenzene	mg/kg	-	-	-	-	-	-	-	-	-	-	-
3,3'-Dichlorobenzidine	mg/kg	-	-	-	-	-	-	-	-	-	-	-
2,4-Dichlorophenol	mg/kg	-	-	-	-	-	-	-	-	-	-	-
Diethyl phthalate	mg/kg	-	-	-	-	-	-	-	-	-	-	-

APPENDIX G.1

SOIL QUALITY DATA
RFI REPORT
FORMER MANUAL TRANSMISSIONS OF MUNCIE FACILITY
MUNCIE, INDIANA

AOI		*AOI 16*	*AOI 16*	*AOI 16*	*AOI 16*	*AOI 16*	*AOI 16*	*AOI 16*	*AOI 16*	*AOI 16*	*AOI 16*	*AOI 16*
Sample Location		*SB-44*	*SB-23*	*SB-30*	*SB-31*	*SB-37*	*SB-38*	*SB-40*	*SB-42*	*SB-43*	*SB-44*	*SB-36*
Sample Identification		*SB-44*	*SB-23*	*SB-30*	*SB-31*	*SB-37*	*SB-38*	*SB-40*	*SB-42*	*SB-43*	*SB-44*	*SB-36*
Sample Date		*1/1/1989*	*1/1/1989*	*1/1/1989*	*1/1/1989*	*1/1/1989*	*1/1/1989*	*1/1/1989*	*1/1/1989*	*1/1/1989*	*1/1/1989*	*1/1/1990*
Sample Depth		*(13-15) ft BGS*	*(18-20) ft BGS*	*(18-20) ft BGS*	*(18-20) ft BGS*	*(18-20) ft BGS*	*(18-20) ft BGS*	*(18-20) ft BGS*	*(18-20) ft BGS*	*(18-20) ft BGS*	*(18-20) ft BGS*	*(0-2) ft BGS*
Sample Type	*Units*											
SVOCs (Continued)												
Dimethyl phthalate	mg/kg	-	-	-	-	-	-	-	-	-	-	-
2,4-Dimethylphenol	mg/kg	-	-	-	-	-	-	-	-	-	-	-
Di-n-butylphthalate (DBP)	mg/kg	-	-	-	-	-	-	-	-	-	-	-
4,6-Dinitro-2-methylphenol	mg/kg	-	-	-	-	-	-	-	-	-	-	-
2,4-Dinitrophenol	mg/kg	-	-	-	-	-	-	-	-	-	-	-
2,4-Dinitrotoluene	mg/kg	-	-	-	-	-	-	-	-	-	-	-
2,6-Dinitrotoluene	mg/kg	-	-	-	-	-	-	-	-	-	-	-
Di-n-octyl phthalate (DnOP)	mg/kg	-	-	-	-	-	-	-	-	-	-	-
bis(2-Ethylhexyl)phthalate (DEHP)	mg/kg	-	U	-	-	U	U	U	-	-	-	U
Fluoranthene	mg/kg	-	U	-	-	U	U	U	-	-	-	U
Fluorene	mg/kg	-	U	-	-	U	U	U	-	-	-	U
Hexachlorobenzene	mg/kg	-	-	-	-	-	-	-	-	-	-	-
Hexachlorobutadiene	mg/kg	-	-	-	-	-	-	-	-	-	-	-
Hexachlorocyclopentadiene	mg/kg	-	-	-	-	-	-	-	-	-	-	-
Hexachloroethane	mg/kg	-	-	-	-	-	-	-	-	-	-	-
Indeno(1,2,3-cd)pyrene	mg/kg	-	U	-	-	U	U	U	-	-	-	U
Isophorone	mg/kg	-	-	-	-	-	-	-	-	-	-	-
2-Methylnaphthalene	mg/kg	-	-	-	-	-	-	-	-	-	-	-
2-Methylphenol	mg/kg	-	-	-	-	-	-	-	-	-	-	-
3&4-Methylphenol	mg/kg	-	-	-	-	-	-	-	-	-	-	-
4-Methylphenol	mg/kg	-	-	-	-	-	-	-	-	-	-	-
Naphthalene	mg/kg	-	U	-	-	U	U	U	-	-	-	U
2-Nitroaniline	mg/kg	-	-	-	-	-	-	-	-	-	-	-
3-Nitroaniline	mg/kg	-	-	-	-	-	-	-	-	-	-	-
4-Nitroaniline	mg/kg	-	-	-	-	-	-	-	-	-	-	-
Nitrobenzene	mg/kg	-	-	-	-	-	-	-	-	-	-	-
2-Nitrophenol	mg/kg	-	-	-	-	-	-	-	-	-	-	-
4-Nitrophenol	mg/kg	-	-	-	-	-	-	-	-	-	-	-
N-Nitrosodi-n-propylamine	mg/kg	-	-	-	-	-	-	-	-	-	-	-
N-Nitrosodiphenylamine	mg/kg	-	-	-	-	-	-	-	-	-	-	-
N-Nitrosodimethylamine	mg/kg	-	-	-	-	-	-	-	-	-	-	-
2,2'-Oxybis(1-chloropropane)	mg/kg	-	-	-	-	-	-	-	-	-	-	-
Pentachlorophenol	mg/kg	-	-	-	-	-	-	-	-	-	-	-
Phenanthrene	mg/kg	-	U	-	-	U	U	U	-	-	-	U
Phenol	mg/kg	-	-	-	-	-	-	-	-	-	-	-
Pyrene	mg/kg	-	U	-	-	U	U	U	-	-	-	U
1,2,4-Trichlorobenzene	mg/kg	-	-	-	-	-	-	-	-	-	-	-
2,4,5-Trichlorophenol	mg/kg	-	-	-	-	-	-	-	-	-	-	-
2,4,6-Trichlorophenol	mg/kg	-	-	-	-	-	-	-	-	-	-	-

APPENDIX G.1

SOIL QUALITY DATA
RFI REPORT
FORMER MANUAL TRANSMISSIONS OF MUNCIE FACILITY
MUNCIE, INDIANA

AOI		*AOI 16*	*AOI 16*	*AOI 16*	*AOI 16*	*AOI 16*	*AOI 16*	*AOI 16*	*AOI 16*	*AOI 16*	*AOI 16*	*AOI 16*
Sample Location		*SB-44*	*SB-23*	*SB-30*	*SB-31*	*SB-37*	*SB-38*	*SB-40*	*SB-42*	*SB-43*	*SB-44*	*SB-36*
Sample Identification		*SB-44*	*SB-23*	*SB-30*	*SB-31*	*SB-37*	*SB-38*	*SB-40*	*SB-42*	*SB-43*	*SB-44*	*SB-36*
Sample Date		*1/1/1989*	*1/1/1989*	*1/1/1989*	*1/1/1989*	*1/1/1989*	*1/1/1989*	*1/1/1989*	*1/1/1989*	*1/1/1989*	*1/1/1989*	*1/1/1990*
Sample Depth		*(13-15) ft BGS*	*(18-20) ft BGS*	*(18-20) ft BGS*	*(18-20) ft BGS*	*(18-20) ft BGS*	*(18-20) ft BGS*	*(18-20) ft BGS*	*(18-20) ft BGS*	*(18-20) ft BGS*	*(18-20) ft BGS*	*(0-2) ft BGS*
Sample Type	*Units*											
Polychlorinated Biphenyls (PCBs)												
Aroclor-1016 (PCB-1016)	mg/kg	-	-	-	-	-	-	-	-	-	-	-
Aroclor-1221 (PCB-1221)	mg/kg	-	-	-	-	-	-	-	-	-	-	-
Aroclor-1232 (PCB-1232)	mg/kg	-	-	-	-	-	-	-	-	-	-	-
Aroclor-1242 (PCB-1242)	mg/kg	-	-	-	-	-	-	-	-	-	-	-
Aroclor-1248 (PCB-1248)	mg/kg	-	-	-	-	-	-	-	-	-	-	-
Aroclor-1254 (PCB-1254)	mg/kg	-	-	-	-	-	-	-	-	-	-	-
Aroclor-1260 (PCB-1260)	mg/kg	-	-	-	-	-	-	-	-	-	-	-
Total PCBs	mg/kg	-	-	-	-	-	-	-	-	-	-	-
Total Petroleum Hydrocarbons (TPH)												
Total Petroleum Hydrocarbons - Diesel	mg/kg	-	-	-	-	-	-	-	-	-	-	-
Total Petroleum Hydrocarbons - Gas	mg/kg	-	-	-	-	-	-	-	-	-	-	-
Total Petroleum Hydrocarbons - Oil	mg/kg	-	-	-	-	-	-	-	-	-	-	-
Total Petroleum Hydrocarbons	mg/kg	-	-	-	-	-	-	-	-	-	-	-
Total Petroleum Hydrocarbons - Purgeable (GRO)	mg/kg	-	-	-	-	-	-	-	-	-	-	-
Total Petroleum Hydrocarbons (C10-C20)	mg/kg	-	-	-	-	-	-	-	-	-	-	-
Total Petroleum Hydrocarbons (C20-C34)	mg/kg	-	-	-	-	-	-	-	-	-	-	-
Total Petroleum Hydrocarbons (C6-C10) GRO	mg/kg	-	-	-	-	-	-	-	-	-	-	-
Metals												
Aluminum	mg/kg	-	-	-	-	-	-	-	-	-	-	-
Antimony	mg/kg	-	-	-	-	-	-	-	-	-	-	-
Arsenic	mg/kg	-	-	-	-	-	-	-	-	-	-	-
Barium	mg/kg	-	-	-	-	-	-	-	-	-	-	-
Beryllium	mg/kg	-	-	-	-	-	-	-	-	-	-	-
Cadmium	mg/kg	-	-	-	-	-	-	-	-	-	-	-
Calcium	mg/kg	-	-	-	-	-	-	-	-	-	-	-
Chromium	mg/kg	-	-	-	-	-	-	-	-	-	-	-
Chromium VI (hexavalent)	mg/kg	-	-	-	-	-	-	-	-	-	-	-
Cobalt	mg/kg	-	-	-	-	-	-	-	-	-	-	-
Copper	mg/kg	-	-	-	-	-	-	-	-	-	-	-
Iron	mg/kg	-	-	-	-	-	-	-	-	-	-	-
Lead	mg/kg	-	-	-	-	-	-	-	-	-	-	-
Magnesium	mg/kg	-	-	-	-	-	-	-	-	-	-	-
Manganese	mg/kg	-	-	-	-	-	-	-	-	-	-	-
Mercury	mg/kg	-	-	-	-	-	-	-	-	-	-	-
Nickel	mg/kg	-	-	-	-	-	-	-	-	-	-	-
Potassium	mg/kg	-	-	-	-	-	-	-	-	-	-	-
Selenium	mg/kg	-	-	-	-	-	-	-	-	-	-	-
Silver	mg/kg	-	-	-	-	-	-	-	-	-	-	-
Sodium	mg/kg	-	-	-	-	-	-	-	-	-	-	-
Thallium	mg/kg	-	-	-	-	-	-	-	-	-	-	-
Vanadium	mg/kg	-	-	-	-	-	-	-	-	-	-	-
Zinc	mg/kg	-	-	-	-	-	-	-	-	-	-	-

APPENDIX G.1

SOIL QUALITY DATA
RFI REPORT
FORMER MANUAL TRANSMISSIONS OF MUNCIE FACILITY
MUNCIE, INDIANA

AOI		***AOI 16***	***AOI 16***	***AOI 16***	***AOI 16***	***AOI 16***	***AOI 16***	***AOI 16***	***AOI 16***	***AOI 16***	***AOI 16***	***AOI 16***
Sample Location		***SB-44***	***SB-23***	***SB-30***	***SB-31***	***SB-37***	***SB-38***	***SB-40***	***SB-42***	***SB-43***	***SB-44***	***SB-36***
Sample Identification		***SB-44***	***SB-23***	***SB-30***	***SB-31***	***SB-37***	***SB-38***	***SB-40***	***SB-42***	***SB-43***	***SB-44***	***SB-36***
Sample Date		***1/1/1989***	***1/1/1989***	***1/1/1989***	***1/1/1989***	***1/1/1989***	***1/1/1989***	***1/1/1989***	***1/1/1989***	***1/1/1989***	***1/1/1989***	***1/1/1990***
Sample Depth		***(13-15) ft BGS***	***(18-20) ft BGS***	***(18-20) ft BGS***	***(18-20) ft BGS***	***(18-20) ft BGS***	***(18-20) ft BGS***	***(18-20) ft BGS***	***(18-20) ft BGS***	***(18-20) ft BGS***	***(18-20) ft BGS***	***(0-2) ft BGS***
Sample Type	***Units***											
General Chemistry												
Carbonate (as CaCO3)	mg/kg	-	-	-	-	-	-	-	-	-	-	-
Chloride	mg/kg	-	-	-	-	-	-	-	-	-	-	-
Chloride	s.u.	-	-	-	-	-	-	-	-	-	-	-
Cyanide (total)	mg/kg	-	-	-	-	-	-	-	-	-	-	-
N-Hexane extractable material	mg/kg	-	-	-	-	-	-	-	-	-	-	-
Percent moisture	%	-	-	-	-	-	-	-	-	-	-	-
pH	s.u.	-	-	-	-	-	-	-	-	-	-	-
Saturated aliphatic hydrocarbons	mg/kg	-	-	-	-	-	-	-	-	-	-	-
Sulfate	mg/kg	-	-	-	-	-	-	-	-	-	-	-
Total solids	%	-	-	-	-	-	-	-	-	-	-	-

Notes
mg/kg - Milligrams per kilogram
"-" - No value
U - Not detected at the associated reporting limit
J - Estimated concentration
UJ - Not detected; associated reporting limit is estimated
R - Rejected
s.u. - Standard units
nc - No criteria
ND - Non Detect (calculation)
BOLD[abc] Concentration exceeds associated screening level
IDEM Appendix A: Screening Levels Remedation Closure Guide - March 25, 2014
a - Exceeds IDEM residential migration to ground water screening levels
b - Exceeds IDEM commercial/industrial direct contact screening levels
c - Exceeds IDEM excavation direct contact screening levels

APPENDIX G.1

SOIL QUALITY DATA
RFI REPORT
FORMER MANUAL TRANSMISSIONS OF MUNCIE FACILITY
MUNCIE, INDIANA

AOI		*AOI 16*	*AOI 16*	*AOI 16*	*AOI 16*	*AOI 16*	*AOI 16*	*AOI 16*	*AOI 16*	*AOI 16*	*AOI 16*
Sample Location		*SB-27*	*SB-122*	*SB-122*	*SB-118*	*SB-123*	*SB-126*	*SB-116*	*SB-114*	*SB-127*	*SB-125*
Sample Identification		*SB-27 (Dup)*	*SB-122*	*SB-122(Dup)*	*SB-118*	*SB-123*	*SB-126*	*SB-116*	*SB-114*	*SB-127*	*SB-125*
Sample Date		*1/1/1990*	*3/1/1992*	*3/1/1992*	*3/1/1992*	*3/1/1992*	*3/1/1992*	*3/1/1992*	*3/1/1992*	*3/1/1992*	*3/1/1992*
Sample Depth		*(4-6) ft BGS*	*(18-20) ft BGS*	*(18-20) ft BGS*	*(23-25) ft BGS*	*(24-26) ft BGS*	*(25.5-27.5) ft BGS*	*(28-30) ft BGS*	*(30-32) ft BGS*	*(30-32) ft BGS*	*(35-37) ft BGS*
Sample Type	*Units*	*Duplicate*		*Duplicate*							
Volatile Organic Compounds (VOCs)											
Acetone	mg/kg	-	U	-	-	-	-	-	-	-	-
Benzene	mg/kg	-	U	U	-	-	-	-	-	-	-
Benzyl alcohol	mg/kg	-	-	-	-	-	-	-	-	-	-
Bromodichloromethane	mg/kg	-	-	-	-	-	-	-	-	-	-
Bromoform	mg/kg	-	-	-	-	-	-	-	-	-	-
Bromomethane (Methyl bromide)	mg/kg	-	-	-	-	-	-	-	-	-	-
2-Butanone (Methyl ethyl ketone) (MEK)	mg/kg	-	U	-	-	-	-	-	-	-	-
Carbon disulfide	mg/kg	-	U	U	-	-	-	-	-	-	-
Carbon tetrachloride	mg/kg	-	U	-	-	-	-	-	-	-	-
4-Chloroaniline	mg/kg	-	-	-	-	-	-	-	-	-	-
Chlorobenzene	mg/kg	-	U	U	-	-	-	-	-	-	-
Chloroethane	mg/kg	-	-	-	-	-	-	-	-	-	-
2-Chloroethyl vinyl ether	mg/kg	-	-	-	-	-	-	-	-	-	-
Chloroform (Trichloromethane)	mg/kg	-	U	-	-	-	-	-	-	-	-
Chloromethane (Methyl chloride)	mg/kg	-	-	-	-	-	-	-	-	-	-
Cyclohexane	mg/kg	-	-	-	-	-	-	-	-	-	-
Dibenzofuran	mg/kg	-	-	-	-	-	-	-	-	-	-
1,2-Dibromo-3-chloropropane (DBCP)	mg/kg	-	-	-	-	-	-	-	-	-	-
Dibromochloromethane	mg/kg	-	-	-	-	-	-	-	-	-	-
1,2-Dibromoethane (Ethylene dibromide)	mg/kg	-	-	-	-	-	-	-	-	-	-
1,2-Dichlorobenzene	mg/kg	-	-	-	-	-	-	-	-	-	-
1,3-Dichlorobenzene	mg/kg	-	-	-	-	-	-	-	-	-	-
1,4-Dichlorobenzene	mg/kg	-	-	-	-	-	-	-	-	-	-
Dichlorodifluoromethane (CFC-12)	mg/kg	-	-	-	-	-	-	-	-	-	-
Dichloroethane	mg/kg	-	-	U	-	-	-	-	-	-	-
1,1-Dichloroethane	mg/kg	-	U	-	-	-	-	-	-	-	-
1,2-Dichloroethane	mg/kg	-	-	-	-	-	-	-	-	-	-
Dichloroethene	mg/kg	-	-	U	-	-	-	-	-	-	-
1,2-Dichloroethene (total)	mg/kg	-	-	-	-	-	-	-	-	-	0.042
1,1-Dichloroethene	mg/kg	-	-	-	-	-	-	-	-	-	-
cis-1,2-Dichloroethene	mg/kg	-	U	-	-	-	-	-	-	-	-
trans-1,2-Dichloroethene	mg/kg	-	-	-	-	-	-	-	-	-	-
1,2-Dichloropropane	mg/kg	-	-	-	-	-	-	-	-	-	-
cis-1,3-Dichloropropene	mg/kg	-	-	-	-	-	-	-	-	-	-
trans-1,3-Dichloropropene	mg/kg	-	-	-	-	-	-	-	-	-	-
Ethylbenzene	mg/kg	-	U	U	-	-	-	-	-	-	-
2-Hexanone	mg/kg	-	-	-	-	-	-	-	-	-	-
Isopropyl benzene	mg/kg	-	-	-	-	-	-	-	-	-	-
Methyl acetate	mg/kg	-	-	-	-	-	-	-	-	-	-
Methyl cyclohexane	mg/kg	-	-	-	-	-	-	-	-	-	-
Methyl tert butyl ether (MTBE)	mg/kg	-	-	-	-	-	-	-	-	-	-
4-Methyl-2-pentanone (MIBK)	mg/kg	-	U	-	-	-	-	-	-	-	-
Methylene chloride	mg/kg	-	U	-	-	-	-	-	-	-	-
Styrene	mg/kg	-	-	-	-	-	-	-	-	-	-
1,1,2,2-Tetrachloroethane	mg/kg	-	U	-	-	-	-	-	-	-	-
Tetrachloroethene	mg/kg	-	U	U	-	-	-	-	-	-	-

APPENDIX G.1

SOIL QUALITY DATA
RFI REPORT
FORMER MANUAL TRANSMISSIONS OF MUNCIE FACILITY
MUNCIE, INDIANA

AOI		*AOI 16*	*AOI 16*	*AOI 16*	*AOI 16*	*AOI 16*	*AOI 16*	*AOI 16*	*AOI 16*	*AOI 16*	*AOI 16*
Sample Location		*SB-27*	*SB-122*	*SB-122*	*SB-118*	*SB-123*	*SB-126*	*SB-116*	*SB-114*	*SB-127*	*SB-125*
Sample Identification		*SB-27 (Dup)*	*SB-122*	*SB-122(Dup)*	*SB-118*	*SB-123*	*SB-126*	*SB-116*	*SB-114*	*SB-127*	*SB-125*
Sample Date		*1/1/1990*	*3/1/1992*	*3/1/1992*	*3/1/1992*	*3/1/1992*	*3/1/1992*	*3/1/1992*	*3/1/1992*	*3/1/1992*	*3/1/1992*
Sample Depth		*(4-6) ft BGS*	*(18-20) ft BGS*	*(18-20) ft BGS*	*(23-25) ft BGS*	*(24-26) ft BGS*	*(25.5-27.5) ft BGS*	*(28-30) ft BGS*	*(30-32) ft BGS*	*(30-32) ft BGS*	*(35-37) ft BGS*
Sample Type	*Units*	*Duplicate*		*Duplicate*							
VOCs (Continued)											
Toluene	mg/kg	-	U	U	0.005	0.008	0.004	-	0.013	0.006	0.002
1,2,4-Trichlorobenzene	mg/kg	-	-	-	-	-	-	-	-	-	-
Trichloroethane	mg/kg	-	-	U	-	-	-	-	-	-	-
1,1,1-Trichloroethane	mg/kg	-	U	-	-	-	-	-	-	-	-
1,1,2-Trichloroethane	mg/kg	-	U	-	-	-	-	-	-	-	-
Trichloroethene	mg/kg	-	U	U	-	-	-	**0.039**[a]	**0.12**[a]	-	**0.24**[a]
Trichlorofluoromethane (CFC-11)	mg/kg	-	-	-	-	-	-	-	-	-	-
Trifluorotrichloroethane (Freon 113)	mg/kg	-	-	-	-	-	-	-	-	-	-
Vinyl acetate	mg/kg	-	-	-	-	-	-	-	-	-	-
Vinyl chloride	mg/kg	-	-	-	-	-	-	-	-	-	-
Xylenes (total)	mg/kg	-	U	U	-	-	-	-	-	0.004	0.003
Semi-Volatile Organic Compounds (SVOCs)											
Acenaphthene	mg/kg	-	-	-	-	-	-	-	-	-	-
Acenaphthylene	mg/kg	U	-	-	-	-	-	-	-	-	-
Acetophenone	mg/kg	-	-	-	-	-	-	-	-	-	-
Anthracene	mg/kg	U	-	-	-	-	-	-	-	-	-
Atrazine	mg/kg	-	-	-	-	-	-	-	-	-	-
Benzaldehyde	mg/kg	-	-	-	-	-	-	-	-	-	-
Benzo(a)anthracene	mg/kg	U	-	-	-	-	-	-	-	-	-
Benzo(a)pyrene	mg/kg	U	-	-	-	-	-	-	-	-	-
Benzo(b)fluoranthene	mg/kg	U	-	-	-	-	-	-	-	-	-
Benzo(g,h,i)perylene	mg/kg	U	-	-	-	-	-	-	-	-	-
Benzo(k)fluoranthene	mg/kg	U	-	-	-	-	-	-	-	-	-
Benzoic acid	mg/kg	-	-	-	-	-	-	-	-	-	-
Biphenyl (1,1-Biphenyl)	mg/kg	-	-	-	-	-	-	-	-	-	-
4-Bromophenyl phenyl ether	mg/kg	-	-	-	-	-	-	-	-	-	-
Butyl benzylphthalate (BBP)	mg/kg	-	-	-	-	-	-	-	-	-	-
Caprolactam	mg/kg	-	-	-	-	-	-	-	-	-	-
Carbazole	mg/kg	-	-	-	-	-	-	-	-	-	-
4-Chloro-3-methylphenol	mg/kg	-	-	-	-	-	-	-	-	-	-
4-Chloroaniline	mg/kg	-	-	-	-	-	-	-	-	-	-
bis(2-Chloroethoxy)methane	mg/kg	-	-	-	-	-	-	-	-	-	-
bis(2-Chloroethyl)ether	mg/kg	-	-	-	-	-	-	-	-	-	-
2-Chloronaphthalene	mg/kg	-	-	-	-	-	-	-	-	-	-
2-Chlorophenol	mg/kg	-	-	-	-	-	-	-	-	-	-
4-Chlorophenyl phenyl ether	mg/kg	-	-	-	-	-	-	-	-	-	-
Chrysene	mg/kg	U	-	-	-	-	-	-	-	-	-
Dibenz(a,h)anthracene	mg/kg	U	-	-	-	-	-	-	-	-	-
Dibenzofuran	mg/kg	-	-	-	-	-	-	-	-	-	-
1,2-Dichlorobenzene	mg/kg	-	-	-	-	-	-	-	-	-	-
1,3-Dichlorobenzene	mg/kg	-	-	-	-	-	-	-	-	-	-
1,4-Dichlorobenzene	mg/kg	-	-	-	-	-	-	-	-	-	-
3,3'-Dichlorobenzidine	mg/kg	-	-	-	-	-	-	-	-	-	-
2,4-Dichlorophenol	mg/kg	-	-	-	-	-	-	-	-	-	-
Diethyl phthalate	mg/kg	-	-	-	-	-	-	-	-	-	-

APPENDIX G.1

SOIL QUALITY DATA
RFI REPORT
FORMER MANUAL TRANSMISSIONS OF MUNCIE FACILITY
MUNCIE, INDIANA

AOI		*AOI 16*	*AOI 16*	*AOI 16*	*AOI 16*	*AOI 16*	*AOI 16*	*AOI 16*	*AOI 16*	*AOI 16*	*AOI 16*
Sample Location		*SB-27*	*SB-122*	*SB-122*	*SB-118*	*SB-123*	*SB-126*	*SB-116*	*SB-114*	*SB-127*	*SB-125*
Sample Identification		*SB-27 (Dup)*	*SB-122*	*SB-122(Dup)*	*SB-118*	*SB-123*	*SB-126*	*SB-116*	*SB-114*	*SB-127*	*SB-125*
Sample Date		*1/1/1990*	*3/1/1992*	*3/1/1992*	*3/1/1992*	*3/1/1992*	*3/1/1992*	*3/1/1992*	*3/1/1992*	*3/1/1992*	*3/1/1992*
Sample Depth		*(4-6) ft BGS*	*(18-20) ft BGS*	*(18-20) ft BGS*	*(23-25) ft BGS*	*(24-26) ft BGS*	*(25.5-27.5) ft BGS*	*(28-30) ft BGS*	*(30-32) ft BGS*	*(30-32) ft BGS*	*(35-37) ft BGS*
Sample Type	*Units*	*Duplicate*		*Duplicate*							
SVOCs (Continued)											
Dimethyl phthalate	mg/kg	-	-	-	-	-	-	-	-	-	-
2,4-Dimethylphenol	mg/kg	-	-	-	-	-	-	-	-	-	-
Di-n-butylphthalate (DBP)	mg/kg	-	-	-	-	-	-	-	-	-	-
4,6-Dinitro-2-methylphenol	mg/kg	-	-	-	-	-	-	-	-	-	-
2,4-Dinitrophenol	mg/kg	-	-	-	-	-	-	-	-	-	-
2,4-Dinitrotoluene	mg/kg	-	-	-	-	-	-	-	-	-	-
2,6-Dinitrotoluene	mg/kg	-	-	-	-	-	-	-	-	-	-
Di-n-octyl phthalate (DnOP)	mg/kg	-	-	-	-	-	-	-	-	-	-
bis(2-Ethylhexyl)phthalate (DEHP)	mg/kg	U	-	-	-	-	-	-	-	-	-
Fluoranthene	mg/kg	U	-	-	-	-	-	-	-	-	-
Fluorene	mg/kg	U	-	-	-	-	-	-	-	-	-
Hexachlorobenzene	mg/kg	-	-	-	-	-	-	-	-	-	-
Hexachlorobutadiene	mg/kg	-	-	-	-	-	-	-	-	-	-
Hexachlorocyclopentadiene	mg/kg	-	-	-	-	-	-	-	-	-	-
Hexachloroethane	mg/kg	-	-	-	-	-	-	-	-	-	-
Indeno(1,2,3-cd)pyrene	mg/kg	U	-	-	-	-	-	-	-	-	-
Isophorone	mg/kg	-	-	-	-	-	-	-	-	-	-
2-Methylnaphthalene	mg/kg	-	-	-	-	-	-	-	-	-	-
2-Methylphenol	mg/kg	-	-	-	-	-	-	-	-	-	-
3&4-Methylphenol	mg/kg	-	-	-	-	-	-	-	-	-	-
4-Methylphenol	mg/kg	-	-	-	-	-	-	-	-	-	-
Naphthalene	mg/kg	U	-	-	-	-	-	-	-	-	-
2-Nitroaniline	mg/kg	-	-	-	-	-	-	-	-	-	-
3-Nitroaniline	mg/kg	-	-	-	-	-	-	-	-	-	-
4-Nitroaniline	mg/kg	-	-	-	-	-	-	-	-	-	-
Nitrobenzene	mg/kg	-	-	-	-	-	-	-	-	-	-
2-Nitrophenol	mg/kg	-	-	-	-	-	-	-	-	-	-
4-Nitrophenol	mg/kg	-	-	-	-	-	-	-	-	-	-
N-Nitrosodi-n-propylamine	mg/kg	-	-	-	-	-	-	-	-	-	-
N-Nitrosodiphenylamine	mg/kg	-	-	-	-	-	-	-	-	-	-
N-Nitrosodimethylamine	mg/kg	-	-	-	-	-	-	-	-	-	-
2,2'-Oxybis(1-chloropropane)	mg/kg	-	-	-	-	-	-	-	-	-	-
Pentachlorophenol	mg/kg	-	-	-	-	-	-	-	-	-	-
Phenanthrene	mg/kg	U	-	-	-	-	-	-	-	-	-
Phenol	mg/kg	-	-	-	-	-	-	-	-	-	-
Pyrene	mg/kg	U	-	-	-	-	-	-	-	-	-
1,2,4-Trichlorobenzene	mg/kg	-	-	-	-	-	-	-	-	-	-
2,4,5-Trichlorophenol	mg/kg	-	-	-	-	-	-	-	-	-	-
2,4,6-Trichlorophenol	mg/kg	-	-	-	-	-	-	-	-	-	-

APPENDIX G.1

SOIL QUALITY DATA
RFI REPORT
FORMER MANUAL TRANSMISSIONS OF MUNCIE FACILITY
MUNCIE, INDIANA

AOI		*AOI 16*	*AOI 16*	*AOI 16*	*AOI 16*	*AOI 16*	*AOI 16*	*AOI 16*	*AOI 16*	*AOI 16*	*AOI 16*
Sample Location		*SB-27*	*SB-122*	*SB-122*	*SB-118*	*SB-123*	*SB-126*	*SB-116*	*SB-114*	*SB-127*	*SB-125*
Sample Identification		*SB-27 (Dup)*	*SB-122*	*SB-122(Dup)*	*SB-118*	*SB-123*	*SB-126*	*SB-116*	*SB-114*	*SB-127*	*SB-125*
Sample Date		*1/1/1990*	*3/1/1992*	*3/1/1992*	*3/1/1992*	*3/1/1992*	*3/1/1992*	*3/1/1992*	*3/1/1992*	*3/1/1992*	*3/1/1992*
Sample Depth		*(4-6) ft BGS*	*(18-20) ft BGS*	*(18-20) ft BGS*	*(23-25) ft BGS*	*(24-26) ft BGS*	*(25.5-27.5) ft BGS*	*(28-30) ft BGS*	*(30-32) ft BGS*	*(30-32) ft BGS*	*(35-37) ft BGS*
Sample Type	*Units*	*Duplicate*		*Duplicate*							
Polychlorinated Biphenyls (PCBs)											
Aroclor-1016 (PCB-1016)	mg/kg	-	-	-	-	-	-	-	-	-	-
Aroclor-1221 (PCB-1221)	mg/kg	-	-	-	-	-	-	-	-	-	-
Aroclor-1232 (PCB-1232)	mg/kg	-	-	-	-	-	-	-	-	-	-
Aroclor-1242 (PCB-1242)	mg/kg	-	-	-	-	-	-	-	-	-	-
Aroclor-1248 (PCB-1248)	mg/kg	-	-	-	-	-	-	-	-	-	-
Aroclor-1254 (PCB-1254)	mg/kg	-	-	-	-	-	-	-	-	-	-
Aroclor-1260 (PCB-1260)	mg/kg	-	-	-	-	-	-	-	-	-	-
Total PCBs	mg/kg	-	-	-	-	-	-	-	-	-	-
Total Petroleum Hydrocarbons (TPH)											
Total Petroleum Hydrocarbons - Diesel	mg/kg	-	-	-	-	-	-	-	-	-	-
Total Petroleum Hydrocarbons - Gas	mg/kg	-	-	-	-	-	-	-	-	-	-
Total Petroleum Hydrocarbons - Oil	mg/kg	-	-	-	-	-	-	-	-	-	-
Total Petroleum Hydrocarbons	mg/kg	-	-	-	-	-	-	-	-	-	-
Total Petroleum Hydrocarbons - Purgeable (GRO)	mg/kg	-	-	-	-	-	-	-	-	-	-
Total Petroleum Hydrocarbons (C10-C20)	mg/kg	-	-	-	-	-	-	-	-	-	-
Total Petroleum Hydrocarbons (C20-C34)	mg/kg	-	-	-	-	-	-	-	-	-	-
Total Petroleum Hydrocarbons (C6-C10) GRO	mg/kg	-	-	-	-	-	-	-	-	-	-
Metals											
Aluminum	mg/kg	-	-	-	-	-	-	-	-	-	-
Antimony	mg/kg	-	-	-	-	-	-	-	-	-	-
Arsenic	mg/kg	-	-	-	-	-	-	-	-	-	-
Barium	mg/kg	-	-	-	-	-	-	-	-	-	-
Beryllium	mg/kg	-	-	-	-	-	-	-	-	-	-
Cadmium	mg/kg	-	-	-	-	-	-	-	-	-	-
Calcium	mg/kg	-	-	-	-	-	-	-	-	-	-
Chromium	mg/kg	-	-	-	-	-	-	-	-	-	-
Chromium VI (hexavalent)	mg/kg	-	-	-	-	-	-	-	-	-	-
Cobalt	mg/kg	-	-	-	-	-	-	-	-	-	-
Copper	mg/kg	-	-	-	-	-	-	-	-	-	-
Iron	mg/kg	-	-	-	-	-	-	-	-	-	-
Lead	mg/kg	-	-	-	-	-	-	-	-	-	-
Magnesium	mg/kg	-	-	-	-	-	-	-	-	-	-
Manganese	mg/kg	-	-	-	-	-	-	-	-	-	-
Mercury	mg/kg	-	-	-	-	-	-	-	-	-	-
Nickel	mg/kg	-	-	-	-	-	-	-	-	-	-
Potassium	mg/kg	-	-	-	-	-	-	-	-	-	-
Selenium	mg/kg	-	-	-	-	-	-	-	-	-	-
Silver	mg/kg	-	-	-	-	-	-	-	-	-	-
Sodium	mg/kg	-	-	-	-	-	-	-	-	-	-
Thallium	mg/kg	-	-	-	-	-	-	-	-	-	-
Vanadium	mg/kg	-	-	-	-	-	-	-	-	-	-
Zinc	mg/kg	-	-	-	-	-	-	-	-	-	-

APPENDIX G.1

SOIL QUALITY DATA
RFI REPORT
FORMER MANUAL TRANSMISSIONS OF MUNCIE FACILITY
MUNCIE, INDIANA

AOI		*AOI 16*	*AOI 16*	*AOI 16*	*AOI 16*	*AOI 16*	*AOI 16*	*AOI 16*	*AOI 16*	*AOI 16*	*AOI 16*
Sample Location		***SB-27***	***SB-122***	***SB-122***	***SB-118***	***SB-123***	***SB-126***	***SB-116***	***SB-114***	***SB-127***	***SB-125***
Sample Identification		***SB-27 (Dup)***	***SB-122***	***SB-122(Dup)***	***SB-118***	***SB-123***	***SB-126***	***SB-116***	***SB-114***	***SB-127***	***SB-125***
Sample Date		***1/1/1990***	***3/1/1992***	***3/1/1992***	***3/1/1992***	***3/1/1992***	***3/1/1992***	***3/1/1992***	***3/1/1992***	***3/1/1992***	***3/1/1992***
Sample Depth		***(4-6) ft BGS***	***(18-20) ft BGS***	***(18-20) ft BGS***	***(23-25) ft BGS***	***(24-26) ft BGS***	***(25.5-27.5) ft BGS***	***(28-30) ft BGS***	***(30-32) ft BGS***	***(30-32) ft BGS***	***(35-37) ft BGS***
Sample Type	***Units***	***Duplicate***		***Duplicate***							
General Chemistry											
Carbonate (as CaCO3)	mg/kg	-	-	-	-	-	-	-	-	-	-
Chloride	mg/kg	-	-	-	-	-	-	-	-	-	-
Chloride	s.u.	-	-	-	-	-	-	-	-	-	-
Cyanide (total)	mg/kg	-	-	-	-	-	-	-	-	-	-
N-Hexane extractable material	mg/kg	-	-	-	-	-	-	-	-	-	-
Percent moisture	%	-	-	-	-	-	-	-	-	-	-
pH	s.u.	-	-	-	-	-	-	-	-	-	-
Saturated aliphatic hydrocarbons	mg/kg	-	-	-	-	-	-	-	-	-	-
Sulfate	mg/kg	-	-	-	-	-	-	-	-	-	-
Total solids	%	-	-	-	-	-	-	-	-	-	-

Notes

mg/kg - Milligrams per kilogram
"-" - No value
U - Not detected at the associated reporting limit
J - Estimated concentration
UJ - Not detected; associated reporting limit is estimated
R - Rejected
s.u. - Standard units
nc - No criteria
ND - Non Detect (calculation)
BOLD[abc] Concentration exceeds associated screening level
IDEM Appendix A: Screening Levels Remedation Closure Guide - March 25, 2014
a - Exceeds IDEM residential migration to ground water screening levels
b - Exceeds IDEM commercial/industrial direct contact screening levels
c - Exceeds IDEM excavation direct contact screening levels

APPENDIX G.1

SOIL QUALITY DATA
RFI REPORT
FORMER MANUAL TRANSMISSIONS OF MUNCIE FACILITY
MUNCIE, INDIANA

AOI		*AOI 16*	*AOI 16*	*AOI 16*	*AOI 16*	*AOI 16*	*AOI 16*	*AOI 16*	*AOI 16*	*AOI 16*	*AOI 16*
Sample Location		*SB-119*	*SB-114*	*SB-122*	*SB-115*	*SB-116*	*SB-117A*	*SB-127*	*SB-127*	*SB-125*	*BH36-11*
Sample Identification		*SB-119*	*SB-114*	*SB-122*	*SB-115*	*SB-116*	*SB-117A*	*SB-127*	*SB-127(Dup)*	*SB-125*	*S-017324-112111-TP-022*
Sample Date		*3/1/1992*	*3/1/1992*	*3/1/1992*	*3/1/1992*	*3/1/1992*	*3/1/1992*	*3/1/1992*	*3/1/1992*	*3/1/1992*	*11/21/2011*
Sample Depth		*(38-40) ft BGS*	*(40-42) ft BGS*	*(45-50) ft BGS*	*(48-50) ft BGS*	*(48-49) ft BGS*	*(55-57) ft BGS*	*(55-57) ft BGS*	*(55-57) ft BGS*	*(60-62) ft BGS*	*(0-2) ft BGS*
Sample Type	*Units*								*Duplicate*		
Volatile Organic Compounds (VOCs)											
Acetone	mg/kg	-	-	-	-	-	-	-	-	-	-
Benzene	mg/kg	U	U	-	U	-	-	-	-	0.001	-
Benzyl alcohol	mg/kg	-	-	-	-	-	-	-	-	-	-
Bromodichloromethane	mg/kg	-	-	-	-	-	-	-	-	-	-
Bromoform	mg/kg	-	-	-	-	-	-	-	-	-	-
Bromomethane (Methyl bromide)	mg/kg	-	-	-	-	-	-	-	-	-	-
2-Butanone (Methyl ethyl ketone) (MEK)	mg/kg	-	-	-	-	-	-	-	-	-	-
Carbon disulfide	mg/kg	U	U	-	U	-	-	-	-	0.007	-
Carbon tetrachloride	mg/kg	-	-	-	-	-	-	-	-	-	-
4-Chloroaniline	mg/kg	-	-	-	-	-	-	-	-	-	-
Chlorobenzene	mg/kg	U	U	-	U	-	-	-	-	-	-
Chloroethane	mg/kg	-	-	-	-	-	-	-	-	-	-
2-Chloroethyl vinyl ether	mg/kg	-	-	-	-	-	-	-	-	-	-
Chloroform (Trichloromethane)	mg/kg	-	-	-	-	-	-	-	-	-	-
Chloromethane (Methyl chloride)	mg/kg	-	-	-	-	-	-	-	-	-	-
Cyclohexane	mg/kg	-	-	-	-	-	-	-	-	-	-
Dibenzofuran	mg/kg	-	-	-	-	-	-	-	-	-	-
1,2-Dibromo-3-chloropropane (DBCP)	mg/kg	-	-	-	-	-	-	-	-	-	-
Dibromochloromethane	mg/kg	-	-	-	-	-	-	-	-	-	-
1,2-Dibromoethane (Ethylene dibromide)	mg/kg	-	-	-	-	-	-	-	-	-	-
1,2-Dichlorobenzene	mg/kg	-	-	-	-	-	-	-	-	-	-
1,3-Dichlorobenzene	mg/kg	-	-	-	-	-	-	-	-	-	-
1,4-Dichlorobenzene	mg/kg	-	-	-	-	-	-	-	-	-	-
Dichlorodifluoromethane (CFC-12)	mg/kg	-	-	-	-	-	-	-	-	-	-
Dichloroethane	mg/kg	U	U	-	U	0.094	-	-	-	-	-
1,1-Dichloroethane	mg/kg	-	-	-	-	-	-	-	-	-	-
1,2-Dichloroethane	mg/kg	-	-	-	-	-	-	-	-	-	-
Dichloroethene	mg/kg	U	U	-	U	-	-	-	-	-	-
1,2-Dichloroethene (total)	mg/kg	-	-	-	-	-	-	-	-	0.23	-
1,1-Dichloroethene	mg/kg	-	-	-	-	-	-	-	-	-	-
cis-1,2-Dichloroethene	mg/kg	-	-	-	-	-	-	-	-	-	-
trans-1,2-Dichloroethene	mg/kg	-	-	-	-	-	-	-	-	-	-
1,2-Dichloropropane	mg/kg	-	-	-	-	-	-	-	-	-	-
cis-1,3-Dichloropropene	mg/kg	-	-	-	-	-	-	-	-	-	-
trans-1,3-Dichloropropene	mg/kg	-	-	-	-	-	-	-	-	-	-
Ethylbenzene	mg/kg	U	U	-	U	-	-	-	-	-	-
2-Hexanone	mg/kg	-	-	-	-	-	-	-	-	-	-
Isopropyl benzene	mg/kg	-	-	-	-	-	-	-	-	-	-
Methyl acetate	mg/kg	-	-	-	-	-	-	-	-	-	-
Methyl cyclohexane	mg/kg	-	-	-	-	-	-	-	-	-	-
Methyl tert butyl ether (MTBE)	mg/kg	-	-	-	-	-	-	-	-	-	-
4-Methyl-2-pentanone (MIBK)	mg/kg	-	-	-	-	-	-	-	-	-	-
Methylene chloride	mg/kg	-	-	-	-	-	-	-	-	-	-
Styrene	mg/kg	-	-	-	-	-	-	-	-	-	-
1,1,2,2-Tetrachloroethane	mg/kg	-	-	-	-	-	-	-	-	-	-
Tetrachloroethene	mg/kg	U	U	-	U	-	-	-	-	-	-

APPENDIX G.1

SOIL QUALITY DATA
RFI REPORT
FORMER MANUAL TRANSMISSIONS OF MUNCIE FACILITY
MUNCIE, INDIANA

AOI		*AOI 16*	*AOI 16*	*AOI 16*	*AOI 16*	*AOI 16*	*AOI 16*	*AOI 16*	*AOI 16*	*AOI 16*	*AOI 16*
Sample Location		*SB-119*	*SB-114*	*SB-122*	*SB-115*	*SB-116*	*SB-117A*	*SB-127*	*SB-127*	*SB-125*	*BH36-11*
Sample Identification		*SB-119*	*SB-114*	*SB-122*	*SB-115*	*SB-116*	*SB-117A*	*SB-127*	*SB-127(Dup)*	*SB-125*	*S-017324-112111-TP-022*
Sample Date		*3/1/1992*	*3/1/1992*	*3/1/1992*	*3/1/1992*	*3/1/1992*	*3/1/1992*	*3/1/1992*	*3/1/1992*	*3/1/1992*	*11/21/2011*
Sample Depth		*(38-40) ft BGS*	*(40-42) ft BGS*	*(45-50) ft BGS*	*(48-50) ft BGS*	*(48-49) ft BGS*	*(55-57) ft BGS*	*(55-57) ft BGS*	*(55-57) ft BGS*	*(60-62) ft BGS*	*(0-2) ft BGS*
Sample Type	*Units*								*Duplicate*		
VOCs (Continued)											
Toluene	mg/kg	U	U	0.011	U	-	0.002	0.006	0.002	0.003	-
1,2,4-Trichlorobenzene	mg/kg	-	-	-	-	-	-	-	-	-	-
Trichloroethane	mg/kg	U	U	-	U	-	-	-	-	-	-
1,1,1-Trichloroethane	mg/kg	-	-	-	-	-	-	-	-	-	-
1,1,2-Trichloroethane	mg/kg	-	-	-	-	-	-	-	-	-	-
Trichloroethene	mg/kg	U	U	-	U	**0.038**[a]	-	-	-	**3.3**[a]	-
Trichlorofluoromethane (CFC-11)	mg/kg	-	-	-	-	-	-	-	-	-	-
Trifluorotrichloroethane (Freon 113)	mg/kg	-	-	-	-	-	-	-	-	-	-
Vinyl acetate	mg/kg	-	-	-	-	-	-	-	-	-	-
Vinyl chloride	mg/kg	-	-	-	-	-	-	-	-	-	-
Xylenes (total)	mg/kg	U	U	-	U	-	-	-	-	-	-
Semi-Volatile Organic Compounds (SVOCs)											
Acenaphthene	mg/kg	-	-	-	-	-	-	-	-	-	-
Acenaphthylene	mg/kg	-	-	-	-	-	-	-	-	-	-
Acetophenone	mg/kg	-	-	-	-	-	-	-	-	-	-
Anthracene	mg/kg	-	-	-	-	-	-	-	-	-	-
Atrazine	mg/kg	-	-	-	-	-	-	-	-	-	-
Benzaldehyde	mg/kg	-	-	-	-	-	-	-	-	-	-
Benzo(a)anthracene	mg/kg	-	-	-	-	-	-	-	-	-	-
Benzo(a)pyrene	mg/kg	-	-	-	-	-	-	-	-	-	-
Benzo(b)fluoranthene	mg/kg	-	-	-	-	-	-	-	-	-	-
Benzo(g,h,i)perylene	mg/kg	-	-	-	-	-	-	-	-	-	-
Benzo(k)fluoranthene	mg/kg	-	-	-	-	-	-	-	-	-	-
Benzoic acid	mg/kg	-	-	-	-	-	-	-	-	-	-
Biphenyl (1,1-Biphenyl)	mg/kg	-	-	-	-	-	-	-	-	-	-
4-Bromophenyl phenyl ether	mg/kg	-	-	-	-	-	-	-	-	-	-
Butyl benzylphthalate (BBP)	mg/kg	-	-	-	-	-	-	-	-	-	-
Caprolactam	mg/kg	-	-	-	-	-	-	-	-	-	-
Carbazole	mg/kg	-	-	-	-	-	-	-	-	-	-
4-Chloro-3-methylphenol	mg/kg	-	-	-	-	-	-	-	-	-	-
4-Chloroaniline	mg/kg	-	-	-	-	-	-	-	-	-	-
bis(2-Chloroethoxy)methane	mg/kg	-	-	-	-	-	-	-	-	-	-
bis(2-Chloroethyl)ether	mg/kg	-	-	-	-	-	-	-	-	-	-
2-Chloronaphthalene	mg/kg	-	-	-	-	-	-	-	-	-	-
2-Chlorophenol	mg/kg	-	-	-	-	-	-	-	-	-	-
4-Chlorophenyl phenyl ether	mg/kg	-	-	-	-	-	-	-	-	-	-
Chrysene	mg/kg	-	-	-	-	-	-	-	-	-	-
Dibenz(a,h)anthracene	mg/kg	-	-	-	-	-	-	-	-	-	-
Dibenzofuran	mg/kg	-	-	-	-	-	-	-	-	-	-
1,2-Dichlorobenzene	mg/kg	-	-	-	-	-	-	-	-	-	-
1,3-Dichlorobenzene	mg/kg	-	-	-	-	-	-	-	-	-	-
1,4-Dichlorobenzene	mg/kg	-	-	-	-	-	-	-	-	-	-
3,3'-Dichlorobenzidine	mg/kg	-	-	-	-	-	-	-	-	-	-
2,4-Dichlorophenol	mg/kg	-	-	-	-	-	-	-	-	-	-
Diethyl phthalate	mg/kg	-	-	-	-	-	-	-	-	-	-

APPENDIX G.1

SOIL QUALITY DATA
RFI REPORT
FORMER MANUAL TRANSMISSIONS OF MUNCIE FACILITY
MUNCIE, INDIANA

AOI		*AOI 16*	*AOI 16*	*AOI 16*	*AOI 16*	*AOI 16*	*AOI 16*	*AOI 16*	*AOI 16*	*AOI 16*	*AOI 16*
Sample Location		*SB-119*	*SB-114*	*SB-122*	*SB-115*	*SB-116*	*SB-117A*	*SB-127*	*SB-127*	*SB-125*	*BH36-11*
Sample Identification		*SB-119*	*SB-114*	*SB-122*	*SB-115*	*SB-116*	*SB-117A*	*SB-127*	*SB-127(Dup)*	*SB-125*	*S-017324-112111-TP-022*
Sample Date		*3/1/1992*	*3/1/1992*	*3/1/1992*	*3/1/1992*	*3/1/1992*	*3/1/1992*	*3/1/1992*	*3/1/1992*	*3/1/1992*	*11/21/2011*
Sample Depth		*(38-40) ft BGS*	*(40-42) ft BGS*	*(45-50) ft BGS*	*(48-50) ft BGS*	*(48-49) ft BGS*	*(55-57) ft BGS*	*(55-57) ft BGS*	*(55-57) ft BGS*	*(60-62) ft BGS*	*(0-2) ft BGS*
Sample Type	*Units*								*Duplicate*		
SVOCs (Continued)											
Dimethyl phthalate	mg/kg	-	-	-	-	-	-	-	-	-	-
2,4-Dimethylphenol	mg/kg	-	-	-	-	-	-	-	-	-	-
Di-n-butylphthalate (DBP)	mg/kg	-	-	-	-	-	-	-	-	-	-
4,6-Dinitro-2-methylphenol	mg/kg	-	-	-	-	-	-	-	-	-	-
2,4-Dinitrophenol	mg/kg	-	-	-	-	-	-	-	-	-	-
2,4-Dinitrotoluene	mg/kg	-	-	-	-	-	-	-	-	-	-
2,6-Dinitrotoluene	mg/kg	-	-	-	-	-	-	-	-	-	-
Di-n-octyl phthalate (DnOP)	mg/kg	-	-	-	-	-	-	-	-	-	-
bis(2-Ethylhexyl)phthalate (DEHP)	mg/kg	-	-	-	-	-	-	-	-	-	-
Fluoranthene	mg/kg	-	-	-	-	-	-	-	-	-	-
Fluorene	mg/kg	-	-	-	-	-	-	-	-	-	-
Hexachlorobenzene	mg/kg	-	-	-	-	-	-	-	-	-	-
Hexachlorobutadiene	mg/kg	-	-	-	-	-	-	-	-	-	-
Hexachlorocyclopentadiene	mg/kg	-	-	-	-	-	-	-	-	-	-
Hexachloroethane	mg/kg	-	-	-	-	-	-	-	-	-	-
Indeno(1,2,3-cd)pyrene	mg/kg	-	-	-	-	-	-	-	-	-	-
Isophorone	mg/kg	-	-	-	-	-	-	-	-	-	-
2-Methylnaphthalene	mg/kg	-	-	-	-	-	-	-	-	-	-
2-Methylphenol	mg/kg	-	-	-	-	-	-	-	-	-	-
3&4-Methylphenol	mg/kg	-	-	-	-	-	-	-	-	-	-
4-Methylphenol	mg/kg	-	-	-	-	-	-	-	-	-	-
Naphthalene	mg/kg	-	-	-	-	-	-	-	-	-	-
2-Nitroaniline	mg/kg	-	-	-	-	-	-	-	-	-	-
3-Nitroaniline	mg/kg	-	-	-	-	-	-	-	-	-	-
4-Nitroaniline	mg/kg	-	-	-	-	-	-	-	-	-	-
Nitrobenzene	mg/kg	-	-	-	-	-	-	-	-	-	-
2-Nitrophenol	mg/kg	-	-	-	-	-	-	-	-	-	-
4-Nitrophenol	mg/kg	-	-	-	-	-	-	-	-	-	-
N-Nitrosodi-n-propylamine	mg/kg	-	-	-	-	-	-	-	-	-	-
N-Nitrosodiphenylamine	mg/kg	-	-	-	-	-	-	-	-	-	-
N-Nitrosodimethylamine	mg/kg	-	-	-	-	-	-	-	-	-	-
2,2'-Oxybis(1-chloropropane)	mg/kg	-	-	-	-	-	-	-	-	-	-
Pentachlorophenol	mg/kg	-	-	-	-	-	-	-	-	-	-
Phenanthrene	mg/kg	-	-	-	-	-	-	-	-	-	-
Phenol	mg/kg	-	-	-	-	-	-	-	-	-	-
Pyrene	mg/kg	-	-	-	-	-	-	-	-	-	-
1,2,4-Trichlorobenzene	mg/kg	-	-	-	-	-	-	-	-	-	-
2,4,5-Trichlorophenol	mg/kg	-	-	-	-	-	-	-	-	-	-
2,4,6-Trichlorophenol	mg/kg	-	-	-	-	-	-	-	-	-	-

APPENDIX G.1

SOIL QUALITY DATA
RFI REPORT
FORMER MANUAL TRANSMISSIONS OF MUNCIE FACILITY
MUNCIE, INDIANA

AOI		*AOI 16*	*AOI 16*	*AOI 16*	*AOI 16*	*AOI 16*	*AOI 16*	*AOI 16*	*AOI 16*	*AOI 16*	*AOI 16*
Sample Location		*SB-119*	*SB-114*	*SB-122*	*SB-115*	*SB-116*	*SB-117A*	*SB-127*	*SB-127*	*SB-125*	*BH36-11*
Sample Identification		*SB-119*	*SB-114*	*SB-122*	*SB-115*	*SB-116*	*SB-117A*	*SB-127*	*SB-127(Dup)*	*SB-125*	*S-017324-112111-TP-022*
Sample Date		*3/1/1992*	*3/1/1992*	*3/1/1992*	*3/1/1992*	*3/1/1992*	*3/1/1992*	*3/1/1992*	*3/1/1992*	*3/1/1992*	*11/21/2011*
Sample Depth		*(38-40) ft BGS*	*(40-42) ft BGS*	*(45-50) ft BGS*	*(48-50) ft BGS*	*(48-49) ft BGS*	*(55-57) ft BGS*	*(55-57) ft BGS*	*(55-57) ft BGS*	*(60-62) ft BGS*	*(0-2) ft BGS*
Sample Type	*Units*								*Duplicate*		
Polychlorinated Biphenyls (PCBs)											
Aroclor-1016 (PCB-1016)	mg/kg	-	-	-	-	-	-	-	-	-	-
Aroclor-1221 (PCB-1221)	mg/kg	-	-	-	-	-	-	-	-	-	-
Aroclor-1232 (PCB-1232)	mg/kg	-	-	-	-	-	-	-	-	-	-
Aroclor-1242 (PCB-1242)	mg/kg	-	-	-	-	-	-	-	-	-	-
Aroclor-1248 (PCB-1248)	mg/kg	-	-	-	-	-	-	-	-	-	-
Aroclor-1254 (PCB-1254)	mg/kg	-	-	-	-	-	-	-	-	-	-
Aroclor-1260 (PCB-1260)	mg/kg	-	-	-	-	-	-	-	-	-	-
Total PCBs	mg/kg	-	-	-	-	-	-	-	-	-	-
Total Petroleum Hydrocarbons (TPH)											
Total Petroleum Hydrocarbons - Diesel	mg/kg	-	-	-	-	-	-	-	-	-	-
Total Petroleum Hydrocarbons - Gas	mg/kg	-	-	-	-	-	-	-	-	-	-
Total Petroleum Hydrocarbons - Oil	mg/kg	-	-	-	-	-	-	-	-	-	-
Total Petroleum Hydrocarbons	mg/kg	-	-	-	-	-	-	-	-	-	-
Total Petroleum Hydrocarbons - Purgeable (GRO)	mg/kg	-	-	-	-	-	-	-	-	-	-
Total Petroleum Hydrocarbons (C10-C20)	mg/kg	-	-	-	-	-	-	-	-	-	-
Total Petroleum Hydrocarbons (C20-C34)	mg/kg	-	-	-	-	-	-	-	-	-	-
Total Petroleum Hydrocarbons (C6-C10) GRO	mg/kg	-	-	-	-	-	-	-	-	-	-
Metals											
Aluminum	mg/kg	-	-	-	-	-	-	-	-	-	-
Antimony	mg/kg	-	-	-	-	-	-	-	-	-	-
Arsenic	mg/kg	-	-	-	-	-	-	-	-	-	-
Barium	mg/kg	-	-	-	-	-	-	-	-	-	-
Beryllium	mg/kg	-	-	-	-	-	-	-	-	-	-
Cadmium	mg/kg	-	-	-	-	-	-	-	-	-	-
Calcium	mg/kg	-	-	-	-	-	-	-	-	-	-
Chromium	mg/kg	-	-	-	-	-	-	-	-	-	-
Chromium VI (hexavalent)	mg/kg	-	-	-	-	-	-	-	-	-	-
Cobalt	mg/kg	-	-	-	-	-	-	-	-	-	-
Copper	mg/kg	-	-	-	-	-	-	-	-	-	-
Iron	mg/kg	-	-	-	-	-	-	-	-	-	-
Lead	mg/kg	-	-	-	-	-	-	-	-	-	**310**[a]
Magnesium	mg/kg	-	-	-	-	-	-	-	-	-	-
Manganese	mg/kg	-	-	-	-	-	-	-	-	-	-
Mercury	mg/kg	-	-	-	-	-	-	-	-	-	-
Nickel	mg/kg	-	-	-	-	-	-	-	-	-	-
Potassium	mg/kg	-	-	-	-	-	-	-	-	-	-
Selenium	mg/kg	-	-	-	-	-	-	-	-	-	-
Silver	mg/kg	-	-	-	-	-	-	-	-	-	-
Sodium	mg/kg	-	-	-	-	-	-	-	-	-	-
Thallium	mg/kg	-	-	-	-	-	-	-	-	-	-
Vanadium	mg/kg	-	-	-	-	-	-	-	-	-	-
Zinc	mg/kg	-	-	-	-	-	-	-	-	-	-

APPENDIX G.1

SOIL QUALITY DATA
RFI REPORT
FORMER MANUAL TRANSMISSIONS OF MUNCIE FACILITY
MUNCIE, INDIANA

AOI		*AOI 16*	*AOI 16*	*AOI 16*	*AOI 16*	*AOI 16*	*AOI 16*	*AOI 16*	*AOI 16*	*AOI 16*	*AOI 16*
Sample Location		*SB-119*	*SB-114*	*SB-122*	*SB-115*	*SB-116*	*SB-117A*	*SB-127*	*SB-127*	*SB-125*	*BH36-11*
Sample Identification		*SB-119*	*SB-114*	*SB-122*	*SB-115*	*SB-116*	*SB-117A*	*SB-127*	*SB-127(Dup)*	*SB-125*	*S-017324-112111-TP-022*
Sample Date		*3/1/1992*	*3/1/1992*	*3/1/1992*	*3/1/1992*	*3/1/1992*	*3/1/1992*	*3/1/1992*	*3/1/1992*	*3/1/1992*	*11/21/2011*
Sample Depth		*(38-40) ft BGS*	*(40-42) ft BGS*	*(45-50) ft BGS*	*(48-50) ft BGS*	*(48-49) ft BGS*	*(55-57) ft BGS*	*(55-57) ft BGS*	*(55-57) ft BGS*	*(60-62) ft BGS*	*(0-2) ft BGS*
Sample Type	*Units*								*Duplicate*		
General Chemistry											
Carbonate (as CaCO3)	mg/kg	-	-	-	-	-	-	-	-	-	-
Chloride	mg/kg	-	-	-	-	-	-	-	-	-	-
Chloride	s.u.	-	-	-	-	-	-	-	-	-	-
Cyanide (total)	mg/kg	-	-	-	-	-	-	-	-	-	-
N-Hexane extractable material	mg/kg	-	-	-	-	-	-	-	-	-	-
Percent moisture	%	-	-	-	-	-	-	-	-	-	-
pH	s.u.	-	-	-	-	-	-	-	-	-	-
Saturated aliphatic hydrocarbons	mg/kg	-	-	-	-	-	-	-	-	-	-
Sulfate	mg/kg	-	-	-	-	-	-	-	-	-	-
Total solids	%	-	-	-	-	-	-	-	-	-	-

Notes
mg/kg - Milligrams per kilogram
"-" - No value
U - Not detected at the associated reporting limit
J - Estimated concentration
UJ - Not detected; associated reporting limit is estimated
R - Rejected
s.u. - Standard units
nc - No criteria
ND - Non Detect (calculation)
BOLD[abc] Concentration exceeds associated screening level
IDEM Appendix A: Screening Levels Remedation Closure Guide - March 25, 2014
a - Exceeds IDEM residential migration to ground water screening levels
b - Exceeds IDEM commercial/industrial direct contact screening levels
c - Exceeds IDEM excavation direct contact screening levels

APPENDIX G.1

SOIL QUALITY DATA
RFI REPORT
FORMER MANUAL TRANSMISSIONS OF MUNCIE FACILITY
MUNCIE, INDIANA

AOI		*AOI 16*	*AOI 16*	*AOI 16*	*AOI 16*	*AOI 16*	*AOI 16*
Sample Location		*BH37-11*	*BH39-11*	*BH40-11*	*BH41-11*	*BH41-11*	*BH43-11*
Sample Identification		*S-017324-112111-TP-025*	*S-017324-112111-TP-019*	*S-017324-112111-TP-035*	*S-017324-112111-TP-031*	*S-017324-112111-TP-032*	*S-017324-112111-TP-038*
Sample Date		*11/21/2011*	*11/21/2011*	*11/21/2011*	*11/21/2011*	*11/21/2011*	*11/21/2011*
Sample Depth		*(0-2) ft BGS*	*(0-2) ft BGS*	*(0-2) ft BGS*	*(0-2) ft BGS*	*(0-2) ft BGS*	*(0-2) ft BGS*
Sample Type	*Units*					*Duplicate*	
Volatile Organic Compounds (VOCs)							
Acetone	mg/kg	-	-	-	-	-	-
Benzene	mg/kg	-	-	-	-	-	-
Benzyl alcohol	mg/kg	-	-	-	-	-	-
Bromodichloromethane	mg/kg	-	-	-	-	-	-
Bromoform	mg/kg	-	-	-	-	-	-
Bromomethane (Methyl bromide)	mg/kg	-	-	-	-	-	-
2-Butanone (Methyl ethyl ketone) (MEK)	mg/kg	-	-	-	-	-	-
Carbon disulfide	mg/kg	-	-	-	-	-	-
Carbon tetrachloride	mg/kg	-	-	-	-	-	-
4-Chloroaniline	mg/kg	-	-	-	-	-	-
Chlorobenzene	mg/kg	-	-	-	-	-	-
Chloroethane	mg/kg	-	-	-	-	-	-
2-Chloroethyl vinyl ether	mg/kg	-	-	-	-	-	-
Chloroform (Trichloromethane)	mg/kg	-	-	-	-	-	-
Chloromethane (Methyl chloride)	mg/kg	-	-	-	-	-	-
Cyclohexane	mg/kg	-	-	-	-	-	-
Dibenzofuran	mg/kg	-	-	-	-	-	-
1,2-Dibromo-3-chloropropane (DBCP)	mg/kg	-	-	-	-	-	-
Dibromochloromethane	mg/kg	-	-	-	-	-	-
1,2-Dibromoethane (Ethylene dibromide)	mg/kg	-	-	-	-	-	-
1,2-Dichlorobenzene	mg/kg	-	-	-	-	-	-
1,3-Dichlorobenzene	mg/kg	-	-	-	-	-	-
1,4-Dichlorobenzene	mg/kg	-	-	-	-	-	-
Dichlorodifluoromethane (CFC-12)	mg/kg	-	-	-	-	-	-
Dichloroethane	mg/kg	-	-	-	-	-	-
1,1-Dichloroethane	mg/kg	-	-	-	-	-	-
1,2-Dichloroethane	mg/kg	-	-	-	-	-	-
Dichloroethene	mg/kg	-	-	-	-	-	-
1,2-Dichloroethene (total)	mg/kg	-	-	-	-	-	-
1,1-Dichloroethene	mg/kg	-	-	-	-	-	-
cis-1,2-Dichloroethene	mg/kg	-	-	-	-	-	-
trans-1,2-Dichloroethene	mg/kg	-	-	-	-	-	-
1,2-Dichloropropane	mg/kg	-	-	-	-	-	-
cis-1,3-Dichloropropene	mg/kg	-	-	-	-	-	-
trans-1,3-Dichloropropene	mg/kg	-	-	-	-	-	-
Ethylbenzene	mg/kg	-	-	-	-	-	-
2-Hexanone	mg/kg	-	-	-	-	-	-
Isopropyl benzene	mg/kg	-	-	-	-	-	-
Methyl acetate	mg/kg	-	-	-	-	-	-
Methyl cyclohexane	mg/kg	-	-	-	-	-	-
Methyl tert butyl ether (MTBE)	mg/kg	-	-	-	-	-	-
4-Methyl-2-pentanone (MIBK)	mg/kg	-	-	-	-	-	-
Methylene chloride	mg/kg	-	-	-	-	-	-
Styrene	mg/kg	-	-	-	-	-	-
1,1,2,2-Tetrachloroethane	mg/kg	-	-	-	-	-	-
Tetrachloroethene	mg/kg	-	-	-	-	-	-

APPENDIX G.1

SOIL QUALITY DATA
RFI REPORT
FORMER MANUAL TRANSMISSIONS OF MUNCIE FACILITY
MUNCIE, INDIANA

AOI		*AOI 16*	*AOI 16*	*AOI 16*	*AOI 16*	*AOI 16*	*AOI 16*
Sample Location		*BH37-11*	*BH39-11*	*BH40-11*	*BH41-11*	*BH41-11*	*BH43-11*
Sample Identification		*S-017324-112111-TP-025*	*S-017324-112111-TP-019*	*S-017324-112111-TP-035*	*S-017324-112111-TP-031*	*S-017324-112111-TP-032*	*S-017324-112111-TP-038*
Sample Date		*11/21/2011*	*11/21/2011*	*11/21/2011*	*11/21/2011*	*11/21/2011*	*11/21/2011*
Sample Depth		*(0-2) ft BGS*	*(0-2) ft BGS*	*(0-2) ft BGS*	*(0-2) ft BGS*	*(0-2) ft BGS*	*(0-2) ft BGS*
Sample Type	*Units*					*Duplicate*	
VOCs (Continued)							
Toluene	mg/kg	-	-	-	-	-	-
1,2,4-Trichlorobenzene	mg/kg	-	-	-	-	-	-
Trichloroethane	mg/kg	-	-	-	-	-	-
1,1,1-Trichloroethane	mg/kg	-	-	-	-	-	-
1,1,2-Trichloroethane	mg/kg	-	-	-	-	-	-
Trichloroethene	mg/kg	-	-	-	-	-	-
Trichlorofluoromethane (CFC-11)	mg/kg	-	-	-	-	-	-
Trifluorotrichloroethane (Freon 113)	mg/kg	-	-	-	-	-	-
Vinyl acetate	mg/kg	-	-	-	-	-	-
Vinyl chloride	mg/kg	-	-	-	-	-	-
Xylenes (total)	mg/kg	-	-	-	-	-	-
Semi-Volatile Organic Compounds (SVOCs)							
Acenaphthene	mg/kg	-	-	-	-	-	-
Acenaphthylene	mg/kg	-	-	-	-	-	-
Acetophenone	mg/kg	-	-	-	-	-	-
Anthracene	mg/kg	-	-	-	-	-	-
Atrazine	mg/kg	-	-	-	-	-	-
Benzaldehyde	mg/kg	-	-	-	-	-	-
Benzo(a)anthracene	mg/kg	-	-	-	-	-	-
Benzo(a)pyrene	mg/kg	-	-	-	-	-	-
Benzo(b)fluoranthene	mg/kg	-	-	-	-	-	-
Benzo(g,h,i)perylene	mg/kg	-	-	-	-	-	-
Benzo(k)fluoranthene	mg/kg	-	-	-	-	-	-
Benzoic acid	mg/kg	-	-	-	-	-	-
Biphenyl (1,1-Biphenyl)	mg/kg	-	-	-	-	-	-
4-Bromophenyl phenyl ether	mg/kg	-	-	-	-	-	-
Butyl benzylphthalate (BBP)	mg/kg	-	-	-	-	-	-
Caprolactam	mg/kg	-	-	-	-	-	-
Carbazole	mg/kg	-	-	-	-	-	-
4-Chloro-3-methylphenol	mg/kg	-	-	-	-	-	-
4-Chloroaniline	mg/kg	-	-	-	-	-	-
bis(2-Chloroethoxy)methane	mg/kg	-	-	-	-	-	-
bis(2-Chloroethyl)ether	mg/kg	-	-	-	-	-	-
2-Chloronaphthalene	mg/kg	-	-	-	-	-	-
2-Chlorophenol	mg/kg	-	-	-	-	-	-
4-Chlorophenyl phenyl ether	mg/kg	-	-	-	-	-	-
Chrysene	mg/kg	-	-	-	-	-	-
Dibenz(a,h)anthracene	mg/kg	-	-	-	-	-	-
Dibenzofuran	mg/kg	-	-	-	-	-	-
1,2-Dichlorobenzene	mg/kg	-	-	-	-	-	-
1,3-Dichlorobenzene	mg/kg	-	-	-	-	-	-
1,4-Dichlorobenzene	mg/kg	-	-	-	-	-	-
3,3'-Dichlorobenzidine	mg/kg	-	-	-	-	-	-
2,4-Dichlorophenol	mg/kg	-	-	-	-	-	-
Diethyl phthalate	mg/kg	-	-	-	-	-	-

APPENDIX G.1

SOIL QUALITY DATA
RFI REPORT
FORMER MANUAL TRANSMISSIONS OF MUNCIE FACILITY
MUNCIE, INDIANA

AOI		*AOI 16*	*AOI 16*	*AOI 16*	*AOI 16*	*AOI 16*	*AOI 16*
Sample Location		*BH37-11*	*BH39-11*	*BH40-11*	*BH41-11*	*BH41-11*	*BH43-11*
Sample Identification		*S-017324-112111-TP-025*	*S-017324-112111-TP-019*	*S-017324-112111-TP-035*	*S-017324-112111-TP-031*	*S-017324-112111-TP-032*	*S-017324-112111-TP-038*
Sample Date		*11/21/2011*	*11/21/2011*	*11/21/2011*	*11/21/2011*	*11/21/2011*	*11/21/2011*
Sample Depth		*(0-2) ft BGS*	*(0-2) ft BGS*	*(0-2) ft BGS*	*(0-2) ft BGS*	*(0-2) ft BGS*	*(0-2) ft BGS*
Sample Type	*Units*					*Duplicate*	
SVOCs (Continued)							
Dimethyl phthalate	mg/kg	-	-	-	-	-	-
2,4-Dimethylphenol	mg/kg	-	-	-	-	-	-
Di-n-butylphthalate (DBP)	mg/kg	-	-	-	-	-	-
4,6-Dinitro-2-methylphenol	mg/kg	-	-	-	-	-	-
2,4-Dinitrophenol	mg/kg	-	-	-	-	-	-
2,4-Dinitrotoluene	mg/kg	-	-	-	-	-	-
2,6-Dinitrotoluene	mg/kg	-	-	-	-	-	-
Di-n-octyl phthalate (DnOP)	mg/kg	-	-	-	-	-	-
bis(2-Ethylhexyl)phthalate (DEHP)	mg/kg	-	-	-	-	-	-
Fluoranthene	mg/kg	-	-	-	-	-	-
Fluorene	mg/kg	-	-	-	-	-	-
Hexachlorobenzene	mg/kg	-	-	-	-	-	-
Hexachlorobutadiene	mg/kg	-	-	-	-	-	-
Hexachlorocyclopentadiene	mg/kg	-	-	-	-	-	-
Hexachloroethane	mg/kg	-	-	-	-	-	-
Indeno(1,2,3-cd)pyrene	mg/kg	-	-	-	-	-	-
Isophorone	mg/kg	-	-	-	-	-	-
2-Methylnaphthalene	mg/kg	-	-	-	-	-	-
2-Methylphenol	mg/kg	-	-	-	-	-	-
3&4-Methylphenol	mg/kg	-	-	-	-	-	-
4-Methylphenol	mg/kg	-	-	-	-	-	-
Naphthalene	mg/kg	-	-	-	-	-	-
2-Nitroaniline	mg/kg	-	-	-	-	-	-
3-Nitroaniline	mg/kg	-	-	-	-	-	-
4-Nitroaniline	mg/kg	-	-	-	-	-	-
Nitrobenzene	mg/kg	-	-	-	-	-	-
2-Nitrophenol	mg/kg	-	-	-	-	-	-
4-Nitrophenol	mg/kg	-	-	-	-	-	-
N-Nitrosodi-n-propylamine	mg/kg	-	-	-	-	-	-
N-Nitrosodiphenylamine	mg/kg	-	-	-	-	-	-
N-Nitrosodimethylamine	mg/kg	-	-	-	-	-	-
2,2'-Oxybis(1-chloropropane)	mg/kg	-	-	-	-	-	-
Pentachlorophenol	mg/kg	-	-	-	-	-	-
Phenanthrene	mg/kg	-	-	-	-	-	-
Phenol	mg/kg	-	-	-	-	-	-
Pyrene	mg/kg	-	-	-	-	-	-
1,2,4-Trichlorobenzene	mg/kg	-	-	-	-	-	-
2,4,5-Trichlorophenol	mg/kg	-	-	-	-	-	-
2,4,6-Trichlorophenol	mg/kg	-	-	-	-	-	-

APPENDIX G.1

SOIL QUALITY DATA
RFI REPORT
FORMER MANUAL TRANSMISSIONS OF MUNCIE FACILITY
MUNCIE, INDIANA

AOI		*AOI 16*	*AOI 16*	*AOI 16*	*AOI 16*	*AOI 16*	*AOI 16*
Sample Location		*BH37-11*	*BH39-11*	*BH40-11*	*BH41-11*	*BH41-11*	*BH43-11*
Sample Identification		*S-017324-112111-TP-025*	*S-017324-112111-TP-019*	*S-017324-112111-TP-035*	*S-017324-112111-TP-031*	*S-017324-112111-TP-032*	*S-017324-112111-TP-038*
Sample Date		*11/21/2011*	*11/21/2011*	*11/21/2011*	*11/21/2011*	*11/21/2011*	*11/21/2011*
Sample Depth		*(0-2) ft BGS*	*(0-2) ft BGS*	*(0-2) ft BGS*	*(0-2) ft BGS*	*(0-2) ft BGS*	*(0-2) ft BGS*
Sample Type	*Units*					*Duplicate*	
Polychlorinated Biphenyls (PCBs)							
Aroclor-1016 (PCB-1016)	mg/kg	-	-	-	-	-	-
Aroclor-1221 (PCB-1221)	mg/kg	-	-	-	-	-	-
Aroclor-1232 (PCB-1232)	mg/kg	-	-	-	-	-	-
Aroclor-1242 (PCB-1242)	mg/kg	-	-	-	-	-	-
Aroclor-1248 (PCB-1248)	mg/kg	-	-	-	-	-	-
Aroclor-1254 (PCB-1254)	mg/kg	-	-	-	-	-	-
Aroclor-1260 (PCB-1260)	mg/kg	-	-	-	-	-	-
Total PCBs	mg/kg	-	-	-	-	-	-
Total Petroleum Hydrocarbons (TPH)							
Total Petroleum Hydrocarbons - Diesel	mg/kg	-	-	-	-	-	-
Total Petroleum Hydrocarbons - Gas	mg/kg	-	-	-	-	-	-
Total Petroleum Hydrocarbons - Oil	mg/kg	-	-	-	-	-	-
Total Petroleum Hydrocarbons	mg/kg	-	-	-	-	-	-
Total Petroleum Hydrocarbons - Purgeable (GRO)	mg/kg	-	-	-	-	-	-
Total Petroleum Hydrocarbons (C10-C20)	mg/kg	-	-	-	-	-	-
Total Petroleum Hydrocarbons (C20-C34)	mg/kg	-	-	-	-	-	-
Total Petroleum Hydrocarbons (C6-C10) GRO	mg/kg	-	-	-	-	-	-
Metals							
Aluminum	mg/kg	-	-	-	-	-	-
Antimony	mg/kg	-	-	-	-	-	-
Arsenic	mg/kg	-	-	-	-	-	-
Barium	mg/kg	-	-	-	-	-	-
Beryllium	mg/kg	-	-	-	-	-	-
Cadmium	mg/kg	-	-	-	-	-	-
Calcium	mg/kg	-	-	-	-	-	-
Chromium	mg/kg	-	-	-	-	-	-
Chromium VI (hexavalent)	mg/kg	-	-	-	-	-	-
Cobalt	mg/kg	-	-	-	-	-	-
Copper	mg/kg	-	-	-	-	-	-
Iron	mg/kg	-	-	-	-	-	-
Lead	mg/kg	**780**[a]	130	19	8.6	8.9	8.3
Magnesium	mg/kg	-	-	-	-	-	-
Manganese	mg/kg	-	-	-	-	-	-
Mercury	mg/kg	-	-	-	-	-	-
Nickel	mg/kg	-	-	-	-	-	-
Potassium	mg/kg	-	-	-	-	-	-
Selenium	mg/kg	-	-	-	-	-	-
Silver	mg/kg	-	-	-	-	-	-
Sodium	mg/kg	-	-	-	-	-	-
Thallium	mg/kg	-	-	-	-	-	-
Vanadium	mg/kg	-	-	-	-	-	-
Zinc	mg/kg	-	-	-	-	-	-

APPENDIX G.1

SOIL QUALITY DATA
RFI REPORT
FORMER MANUAL TRANSMISSIONS OF MUNCIE FACILITY
MUNCIE, INDIANA

AOI		***AOI 16***	***AOI 16***	***AOI 16***	***AOI 16***	***AOI 16***	***AOI 16***
Sample Location		***BH37-11***	***BH39-11***	***BH40-11***	***BH41-11***	***BH41-11***	***BH43-11***
Sample Identification		***S-017324-112111-TP-025***	***S-017324-112111-TP-019***	***S-017324-112111-TP-035***	***S-017324-112111-TP-031***	***S-017324-112111-TP-032***	***S-017324-112111-TP-038***
Sample Date		***11/21/2011***	***11/21/2011***	***11/21/2011***	***11/21/2011***	***11/21/2011***	***11/21/2011***
Sample Depth		***(0-2) ft BGS***	***(0-2) ft BGS***	***(0-2) ft BGS***	***(0-2) ft BGS***	***(0-2) ft BGS***	***(0-2) ft BGS***
Sample Type	***Units***					***Duplicate***	
General Chemistry							
Carbonate (as CaCO3)	mg/kg	-	-	-	-	-	-
Chloride	mg/kg	-	-	-	-	-	-
Chloride	s.u.	-	-	-	-	-	-
Cyanide (total)	mg/kg	-	-	-	-	-	-
N-Hexane extractable material	mg/kg	-	-	-	-	-	-
Percent moisture	%	-	-	-	-	-	-
pH	s.u.	-	-	-	-	-	-
Saturated aliphatic hydrocarbons	mg/kg	-	-	-	-	-	-
Sulfate	mg/kg	-	-	-	-	-	-
Total solids	%	-	-	-	-	-	-

Notes
mg/kg - Milligrams per kilogram
"-" - No value
U - Not detected at the associated reporting limit
J - Estimated concentration
UJ - Not detected; associated reporting limit is estimated
R - Rejected
s.u. - Standard units
nc - No criteria
ND - Non Detect (calculation)
BOLD[abc] Concentration exceeds associated screening level
IDEM Appendix A: Screening Levels Remedation Closure Guide - March 25, 2014
a - Exceeds IDEM residential migration to ground water screening levels
b - Exceeds IDEM commercial/industrial direct contact screening levels
c - Exceeds IDEM excavation direct contact screening levels

APPENDIX G.1

SOIL QUALITY DATA
RFI REPORT
FORMER MANUAL TRANSMISSIONS OF MUNCIE FACILITY
MUNCIE, INDIANA

AOI		*AOI 16*	*AOI 16*	*AOI 16*	*AOI 16*	*AOI 16*	*AOI 16*
Sample Location		*BH48-11*	*BH51-11*	*BH52-11*	*BH53-11*	*BH54-11*	*BH55-11*
Sample Identification		*S-017324-112111-TP-051*	*S-017324-112111-TP-045*	*S-017324-112111-TP-043*	*S-017324-112111-TP-015*	*S-017324-112111-TP-049*	*S-017324-112111-TP-047*
Sample Date		*11/21/2011*	*11/21/2011*	*11/21/2011*	*11/21/2011*	*11/21/2011*	*11/21/2011*
Sample Depth		*(0-2) ft BGS*	*(0-2) ft BGS*	*(0-2) ft BGS*	*(0-2) ft BGS*	*(0-2) ft BGS*	*(0-2) ft BGS*
Sample Type	*Units*						
Volatile Organic Compounds (VOCs)							
Acetone	mg/kg	-	-	-	-	-	-
Benzene	mg/kg	-	-	-	-	-	-
Benzyl alcohol	mg/kg	-	-	-	-	-	-
Bromodichloromethane	mg/kg	-	-	-	-	-	-
Bromoform	mg/kg	-	-	-	-	-	-
Bromomethane (Methyl bromide)	mg/kg	-	-	-	-	-	-
2-Butanone (Methyl ethyl ketone) (MEK)	mg/kg	-	-	-	-	-	-
Carbon disulfide	mg/kg	-	-	-	-	-	-
Carbon tetrachloride	mg/kg	-	-	-	-	-	-
4-Chloroaniline	mg/kg	-	-	-	-	-	-
Chlorobenzene	mg/kg	-	-	-	-	-	-
Chloroethane	mg/kg	-	-	-	-	-	-
2-Chloroethyl vinyl ether	mg/kg	-	-	-	-	-	-
Chloroform (Trichloromethane)	mg/kg	-	-	-	-	-	-
Chloromethane (Methyl chloride)	mg/kg	-	-	-	-	-	-
Cyclohexane	mg/kg	-	-	-	-	-	-
Dibenzofuran	mg/kg	-	-	-	-	-	-
1,2-Dibromo-3-chloropropane (DBCP)	mg/kg	-	-	-	-	-	-
Dibromochloromethane	mg/kg	-	-	-	-	-	-
1,2-Dibromoethane (Ethylene dibromide)	mg/kg	-	-	-	-	-	-
1,2-Dichlorobenzene	mg/kg	-	-	-	-	-	-
1,3-Dichlorobenzene	mg/kg	-	-	-	-	-	-
1,4-Dichlorobenzene	mg/kg	-	-	-	-	-	-
Dichlorodifluoromethane (CFC-12)	mg/kg	-	-	-	-	-	-
Dichloroethane	mg/kg	-	-	-	-	-	-
1,1-Dichloroethane	mg/kg	-	-	-	-	-	-
1,2-Dichloroethane	mg/kg	-	-	-	-	-	-
Dichloroethene	mg/kg	-	-	-	-	-	-
1,2-Dichloroethene (total)	mg/kg	-	-	-	-	-	-
1,1-Dichloroethene	mg/kg	-	-	-	-	-	-
cis-1,2-Dichloroethene	mg/kg	-	-	-	-	-	-
trans-1,2-Dichloroethene	mg/kg	-	-	-	-	-	-
1,2-Dichloropropane	mg/kg	-	-	-	-	-	-
cis-1,3-Dichloropropene	mg/kg	-	-	-	-	-	-
trans-1,3-Dichloropropene	mg/kg	-	-	-	-	-	-
Ethylbenzene	mg/kg	-	-	-	-	-	-
2-Hexanone	mg/kg	-	-	-	-	-	-
Isopropyl benzene	mg/kg	-	-	-	-	-	-
Methyl acetate	mg/kg	-	-	-	-	-	-
Methyl cyclohexane	mg/kg	-	-	-	-	-	-
Methyl tert butyl ether (MTBE)	mg/kg	-	-	-	-	-	-
4-Methyl-2-pentanone (MIBK)	mg/kg	-	-	-	-	-	-
Methylene chloride	mg/kg	-	-	-	-	-	-
Styrene	mg/kg	-	-	-	-	-	-
1,1,2,2-Tetrachloroethane	mg/kg	-	-	-	-	-	-
Tetrachloroethene	mg/kg	-	-	-	-	-	-

APPENDIX G.1

SOIL QUALITY DATA
RFI REPORT
FORMER MANUAL TRANSMISSIONS OF MUNCIE FACILITY
MUNCIE, INDIANA

AOI		*AOI 16*	*AOI 16*	*AOI 16*	*AOI 16*	*AOI 16*	*AOI 16*
Sample Location		*BH48-11*	*BH51-11*	*BH52-11*	*BH53-11*	*BH54-11*	*BH55-11*
Sample Identification		*S-017324-112111-TP-051*	*S-017324-112111-TP-045*	*S-017324-112111-TP-043*	*S-017324-112111-TP-015*	*S-017324-112111-TP-049*	*S-017324-112111-TP-047*
Sample Date		*11/21/2011*	*11/21/2011*	*11/21/2011*	*11/21/2011*	*11/21/2011*	*11/21/2011*
Sample Depth		*(0-2) ft BGS*	*(0-2) ft BGS*	*(0-2) ft BGS*	*(0-2) ft BGS*	*(0-2) ft BGS*	*(0-2) ft BGS*
Sample Type	*Units*						
VOCs (Continued)							
Toluene	mg/kg	-	-	-	-	-	-
1,2,4-Trichlorobenzene	mg/kg	-	-	-	-	-	-
Trichloroethane	mg/kg	-	-	-	-	-	-
1,1,1-Trichloroethane	mg/kg	-	-	-	-	-	-
1,1,2-Trichloroethane	mg/kg	-	-	-	-	-	-
Trichloroethene	mg/kg	-	-	-	-	-	-
Trichlorofluoromethane (CFC-11)	mg/kg	-	-	-	-	-	-
Trifluorotrichloroethane (Freon 113)	mg/kg	-	-	-	-	-	-
Vinyl acetate	mg/kg	-	-	-	-	-	-
Vinyl chloride	mg/kg	-	-	-	-	-	-
Xylenes (total)	mg/kg	-	-	-	-	-	-
Semi-Volatile Organic Compounds (SVOCs)							
Acenaphthene	mg/kg	-	-	-	-	-	-
Acenaphthylene	mg/kg	-	-	-	-	-	-
Acetophenone	mg/kg	-	-	-	-	-	-
Anthracene	mg/kg	-	-	-	-	-	-
Atrazine	mg/kg	-	-	-	-	-	-
Benzaldehyde	mg/kg	-	-	-	-	-	-
Benzo(a)anthracene	mg/kg	-	-	-	-	-	-
Benzo(a)pyrene	mg/kg	-	-	-	-	-	-
Benzo(b)fluoranthene	mg/kg	-	-	-	-	-	-
Benzo(g,h,i)perylene	mg/kg	-	-	-	-	-	-
Benzo(k)fluoranthene	mg/kg	-	-	-	-	-	-
Benzoic acid	mg/kg	-	-	-	-	-	-
Biphenyl (1,1-Biphenyl)	mg/kg	-	-	-	-	-	-
4-Bromophenyl phenyl ether	mg/kg	-	-	-	-	-	-
Butyl benzylphthalate (BBP)	mg/kg	-	-	-	-	-	-
Caprolactam	mg/kg	-	-	-	-	-	-
Carbazole	mg/kg	-	-	-	-	-	-
4-Chloro-3-methylphenol	mg/kg	-	-	-	-	-	-
4-Chloroaniline	mg/kg	-	-	-	-	-	-
bis(2-Chloroethoxy)methane	mg/kg	-	-	-	-	-	-
bis(2-Chloroethyl)ether	mg/kg	-	-	-	-	-	-
2-Chloronaphthalene	mg/kg	-	-	-	-	-	-
2-Chlorophenol	mg/kg	-	-	-	-	-	-
4-Chlorophenyl phenyl ether	mg/kg	-	-	-	-	-	-
Chrysene	mg/kg	-	-	-	-	-	-
Dibenz(a,h)anthracene	mg/kg	-	-	-	-	-	-
Dibenzofuran	mg/kg	-	-	-	-	-	-
1,2-Dichlorobenzene	mg/kg	-	-	-	-	-	-
1,3-Dichlorobenzene	mg/kg	-	-	-	-	-	-
1,4-Dichlorobenzene	mg/kg	-	-	-	-	-	-
3,3'-Dichlorobenzidine	mg/kg	-	-	-	-	-	-
2,4-Dichlorophenol	mg/kg	-	-	-	-	-	-
Diethyl phthalate	mg/kg	-	-	-	-	-	-

APPENDIX G.1

SOIL QUALITY DATA
RFI REPORT
FORMER MANUAL TRANSMISSIONS OF MUNCIE FACILITY
MUNCIE, INDIANA

AOI		*AOI 16*	*AOI 16*	*AOI 16*	*AOI 16*	*AOI 16*	*AOI 16*
Sample Location		*BH48-11*	*BH51-11*	*BH52-11*	*BH53-11*	*BH54-11*	*BH55-11*
Sample Identification		*S-017324-112111-TP-051*	*S-017324-112111-TP-045*	*S-017324-112111-TP-043*	*S-017324-112111-TP-015*	*S-017324-112111-TP-049*	*S-017324-112111-TP-047*
Sample Date		*11/21/2011*	*11/21/2011*	*11/21/2011*	*11/21/2011*	*11/21/2011*	*11/21/2011*
Sample Depth		*(0-2) ft BGS*	*(0-2) ft BGS*	*(0-2) ft BGS*	*(0-2) ft BGS*	*(0-2) ft BGS*	*(0-2) ft BGS*
Sample Type	*Units*						
SVOCs (Continued)							
Dimethyl phthalate	mg/kg	-	-	-	-	-	-
2,4-Dimethylphenol	mg/kg	-	-	-	-	-	-
Di-n-butylphthalate (DBP)	mg/kg	-	-	-	-	-	-
4,6-Dinitro-2-methylphenol	mg/kg	-	-	-	-	-	-
2,4-Dinitrophenol	mg/kg	-	-	-	-	-	-
2,4-Dinitrotoluene	mg/kg	-	-	-	-	-	-
2,6-Dinitrotoluene	mg/kg	-	-	-	-	-	-
Di-n-octyl phthalate (DnOP)	mg/kg	-	-	-	-	-	-
bis(2-Ethylhexyl)phthalate (DEHP)	mg/kg	-	-	-	-	-	-
Fluoranthene	mg/kg	-	-	-	-	-	-
Fluorene	mg/kg	-	-	-	-	-	-
Hexachlorobenzene	mg/kg	-	-	-	-	-	-
Hexachlorobutadiene	mg/kg	-	-	-	-	-	-
Hexachlorocyclopentadiene	mg/kg	-	-	-	-	-	-
Hexachloroethane	mg/kg	-	-	-	-	-	-
Indeno(1,2,3-cd)pyrene	mg/kg	-	-	-	-	-	-
Isophorone	mg/kg	-	-	-	-	-	-
2-Methylnaphthalene	mg/kg	-	-	-	-	-	-
2-Methylphenol	mg/kg	-	-	-	-	-	-
3&4-Methylphenol	mg/kg	-	-	-	-	-	-
4-Methylphenol	mg/kg	-	-	-	-	-	-
Naphthalene	mg/kg	-	-	-	-	-	-
2-Nitroaniline	mg/kg	-	-	-	-	-	-
3-Nitroaniline	mg/kg	-	-	-	-	-	-
4-Nitroaniline	mg/kg	-	-	-	-	-	-
Nitrobenzene	mg/kg	-	-	-	-	-	-
2-Nitrophenol	mg/kg	-	-	-	-	-	-
4-Nitrophenol	mg/kg	-	-	-	-	-	-
N-Nitrosodi-n-propylamine	mg/kg	-	-	-	-	-	-
N-Nitrosodiphenylamine	mg/kg	-	-	-	-	-	-
N-Nitrosodimethylamine	mg/kg	-	-	-	-	-	-
2,2'-Oxybis(1-chloropropane)	mg/kg	-	-	-	-	-	-
Pentachlorophenol	mg/kg	-	-	-	-	-	-
Phenanthrene	mg/kg	-	-	-	-	-	-
Phenol	mg/kg	-	-	-	-	-	-
Pyrene	mg/kg	-	-	-	-	-	-
1,2,4-Trichlorobenzene	mg/kg	-	-	-	-	-	-
2,4,5-Trichlorophenol	mg/kg	-	-	-	-	-	-
2,4,6-Trichlorophenol	mg/kg	-	-	-	-	-	-

APPENDIX G.1

SOIL QUALITY DATA
RFI REPORT
FORMER MANUAL TRANSMISSIONS OF MUNCIE FACILITY
MUNCIE, INDIANA

AOI		*AOI 16*	*AOI 16*	*AOI 16*	*AOI 16*	*AOI 16*	*AOI 16*
Sample Location		*BH48-11*	*BH51-11*	*BH52-11*	*BH53-11*	*BH54-11*	*BH55-11*
Sample Identification		*S-017324-112111-TP-051*	*S-017324-112111-TP-045*	*S-017324-112111-TP-043*	*S-017324-112111-TP-015*	*S-017324-112111-TP-049*	*S-017324-112111-TP-047*
Sample Date		*11/21/2011*	*11/21/2011*	*11/21/2011*	*11/21/2011*	*11/21/2011*	*11/21/2011*
Sample Depth		*(0-2) ft BGS*	*(0-2) ft BGS*	*(0-2) ft BGS*	*(0-2) ft BGS*	*(0-2) ft BGS*	*(0-2) ft BGS*
Sample Type	*Units*						
Polychlorinated Biphenyls (PCBs)							
Aroclor-1016 (PCB-1016)	mg/kg	-	-	-	-	-	-
Aroclor-1221 (PCB-1221)	mg/kg	-	-	-	-	-	-
Aroclor-1232 (PCB-1232)	mg/kg	-	-	-	-	-	-
Aroclor-1242 (PCB-1242)	mg/kg	-	-	-	-	-	-
Aroclor-1248 (PCB-1248)	mg/kg	-	-	-	-	-	-
Aroclor-1254 (PCB-1254)	mg/kg	-	-	-	-	-	-
Aroclor-1260 (PCB-1260)	mg/kg	-	-	-	-	-	-
Total PCBs	mg/kg	-	-	-	-	-	-
Total Petroleum Hydrocarbons (TPH)							
Total Petroleum Hydrocarbons - Diesel	mg/kg	-	-	-	-	-	-
Total Petroleum Hydrocarbons - Gas	mg/kg	-	-	-	-	-	-
Total Petroleum Hydrocarbons - Oil	mg/kg	-	-	-	-	-	-
Total Petroleum Hydrocarbons	mg/kg	-	-	-	-	-	-
Total Petroleum Hydrocarbons - Purgeable (GRO)	mg/kg	-	-	-	-	-	-
Total Petroleum Hydrocarbons (C10-C20)	mg/kg	-	-	-	-	-	-
Total Petroleum Hydrocarbons (C20-C34)	mg/kg	-	-	-	-	-	-
Total Petroleum Hydrocarbons (C6-C10) GRO	mg/kg	-	-	-	-	-	-
Metals							
Aluminum	mg/kg	-	-	-	-	-	-
Antimony	mg/kg	-	-	-	-	-	-
Arsenic	mg/kg	-	-	-	-	-	-
Barium	mg/kg	-	-	-	-	-	-
Beryllium	mg/kg	-	-	-	-	-	-
Cadmium	mg/kg	-	-	-	-	-	-
Calcium	mg/kg	-	-	-	-	-	-
Chromium	mg/kg	-	-	-	-	-	-
Chromium VI (hexavalent)	mg/kg	-	-	-	-	-	-
Cobalt	mg/kg	-	-	-	-	-	-
Copper	mg/kg	-	-	-	-	-	-
Iron	mg/kg	-	-	-	-	-	-
Lead	mg/kg	200	**340**[a]	23	19	23	220
Magnesium	mg/kg	-	-	-	-	-	-
Manganese	mg/kg	-	-	-	-	-	-
Mercury	mg/kg	-	-	-	-	-	-
Nickel	mg/kg	-	-	-	-	-	-
Potassium	mg/kg	-	-	-	-	-	-
Selenium	mg/kg	-	-	-	-	-	-
Silver	mg/kg	-	-	-	-	-	-
Sodium	mg/kg	-	-	-	-	-	-
Thallium	mg/kg	-	-	-	-	-	-
Vanadium	mg/kg	-	-	-	-	-	-
Zinc	mg/kg	-	-	-	-	-	-

APPENDIX G.1

SOIL QUALITY DATA
RFI REPORT
FORMER MANUAL TRANSMISSIONS OF MUNCIE FACILITY
MUNCIE, INDIANA

AOI		***AOI 16***	***AOI 16***	***AOI 16***	***AOI 16***	***AOI 16***	***AOI 16***
Sample Location		***BH48-11***	***BH51-11***	***BH52-11***	***BH53-11***	***BH54-11***	***BH55-11***
Sample Identification		***S-017324-112111-TP-051***	***S-017324-112111-TP-045***	***S-017324-112111-TP-043***	***S-017324-112111-TP-015***	***S-017324-112111-TP-049***	***S-017324-112111-TP-047***
Sample Date		***11/21/2011***	***11/21/2011***	***11/21/2011***	***11/21/2011***	***11/21/2011***	***11/21/2011***
Sample Depth		***(0-2) ft BGS***	***(0-2) ft BGS***	***(0-2) ft BGS***	***(0-2) ft BGS***	***(0-2) ft BGS***	***(0-2) ft BGS***
Sample Type	***Units***						
General Chemistry							
Carbonate (as CaCO3)	mg/kg	-	-	-	-	-	-
Chloride	mg/kg	-	-	-	-	-	-
Chloride	s.u.	-	-	-	-	-	-
Cyanide (total)	mg/kg	-	-	-	-	-	-
N-Hexane extractable material	mg/kg	-	-	-	-	-	-
Percent moisture	%	-	-	-	-	-	-
pH	s.u.	-	-	-	-	-	-
Saturated aliphatic hydrocarbons	mg/kg	-	-	-	-	-	-
Sulfate	mg/kg	-	-	-	-	-	-
Total solids	%	-	-	-	-	-	-

Notes
mg/kg - Milligrams per kilogram
"-" - No value
U - Not detected at the associated reporting limit
J - Estimated concentration
UJ - Not detected; associated reporting limit is estimated
R - Rejected
s.u. - Standard units
nc - No criteria
ND - Non Detect (calculation)
BOLD[abc] Concentration exceeds associated screening level
IDEM Appendix A: Screening Levels Remedation Closure Guide - March 25, 2014
a - Exceeds IDEM residential migration to ground water screening levels
b - Exceeds IDEM commercial/industrial direct contact screening levels
c - Exceeds IDEM excavation direct contact screening levels

APPENDIX G.1

SOIL QUALITY DATA
RFI REPORT
FORMER MANUAL TRANSMISSIONS OF MUNCIE FACILITY
MUNCIE, INDIANA

AOI		*AOI 16*	*AOI 16*	*AOI 16*	*AOI 16*	*AOI 16*	*AOI 16*
Sample Location		*BH56-11*	*BH57-11*	*BH42-11*	*BH48-11*	*BH51-11*	*BH52-11*
Sample Identification		*S-017324-112111-TP-041*	*S-017324-112111-TP-017*	*S-017324-112111-TP-028*	*S-017324-112111-TP-052*	*S-017324-112111-TP-046*	*S-017324-112111-TP-044*
Sample Date		*11/21/2011*	*11/21/2011*	*11/21/2011*	*11/21/2011*	*11/21/2011*	*11/21/2011*
Sample Depth		*(0-2) ft BGS*	*(0-2) ft BGS*	*(2-4) ft BGS*	*(2-4) ft BGS*	*(2-4) ft BGS*	*(2-4) ft BGS*
Sample Type	*Units*						
Volatile Organic Compounds (VOCs)							
Acetone	mg/kg	-	-	-	-	-	-
Benzene	mg/kg	-	-	-	-	-	-
Benzyl alcohol	mg/kg	-	-	-	-	-	-
Bromodichloromethane	mg/kg	-	-	-	-	-	-
Bromoform	mg/kg	-	-	-	-	-	-
Bromomethane (Methyl bromide)	mg/kg	-	-	-	-	-	-
2-Butanone (Methyl ethyl ketone) (MEK)	mg/kg	-	-	-	-	-	-
Carbon disulfide	mg/kg	-	-	-	-	-	-
Carbon tetrachloride	mg/kg	-	-	-	-	-	-
4-Chloroaniline	mg/kg	-	-	-	-	-	-
Chlorobenzene	mg/kg	-	-	-	-	-	-
Chloroethane	mg/kg	-	-	-	-	-	-
2-Chloroethyl vinyl ether	mg/kg	-	-	-	-	-	-
Chloroform (Trichloromethane)	mg/kg	-	-	-	-	-	-
Chloromethane (Methyl chloride)	mg/kg	-	-	-	-	-	-
Cyclohexane	mg/kg	-	-	-	-	-	-
Dibenzofuran	mg/kg	-	-	-	-	-	-
1,2-Dibromo-3-chloropropane (DBCP)	mg/kg	-	-	-	-	-	-
Dibromochloromethane	mg/kg	-	-	-	-	-	-
1,2-Dibromoethane (Ethylene dibromide)	mg/kg	-	-	-	-	-	-
1,2-Dichlorobenzene	mg/kg	-	-	-	-	-	-
1,3-Dichlorobenzene	mg/kg	-	-	-	-	-	-
1,4-Dichlorobenzene	mg/kg	-	-	-	-	-	-
Dichlorodifluoromethane (CFC-12)	mg/kg	-	-	-	-	-	-
Dichloroethane	mg/kg	-	-	-	-	-	-
1,1-Dichloroethane	mg/kg	-	-	-	-	-	-
1,2-Dichloroethane	mg/kg	-	-	-	-	-	-
Dichloroethene	mg/kg	-	-	-	-	-	-
1,2-Dichloroethene (total)	mg/kg	-	-	-	-	-	-
1,1-Dichloroethene	mg/kg	-	-	-	-	-	-
cis-1,2-Dichloroethene	mg/kg	-	-	-	-	-	-
trans-1,2-Dichloroethene	mg/kg	-	-	-	-	-	-
1,2-Dichloropropane	mg/kg	-	-	-	-	-	-
cis-1,3-Dichloropropene	mg/kg	-	-	-	-	-	-
trans-1,3-Dichloropropene	mg/kg	-	-	-	-	-	-
Ethylbenzene	mg/kg	-	-	-	-	-	-
2-Hexanone	mg/kg	-	-	-	-	-	-
Isopropyl benzene	mg/kg	-	-	-	-	-	-
Methyl acetate	mg/kg	-	-	-	-	-	-
Methyl cyclohexane	mg/kg	-	-	-	-	-	-
Methyl tert butyl ether (MTBE)	mg/kg	-	-	-	-	-	-
4-Methyl-2-pentanone (MIBK)	mg/kg	-	-	-	-	-	-
Methylene chloride	mg/kg	-	-	-	-	-	-
Styrene	mg/kg	-	-	-	-	-	-
1,1,2,2-Tetrachloroethane	mg/kg	-	-	-	-	-	-
Tetrachloroethene	mg/kg	-	-	-	-	-	-

APPENDIX G.1

SOIL QUALITY DATA
RFI REPORT
FORMER MANUAL TRANSMISSIONS OF MUNCIE FACILITY
MUNCIE, INDIANA

AOI		*AOI 16*	*AOI 16*	*AOI 16*	*AOI 16*	*AOI 16*	*AOI 16*
Sample Location		*BH56-11*	*BH57-11*	*BH42-11*	*BH48-11*	*BH51-11*	*BH52-11*
Sample Identification		*S-017324-112111-TP-041*	*S-017324-112111-TP-017*	*S-017324-112111-TP-028*	*S-017324-112111-TP-052*	*S-017324-112111-TP-046*	*S-017324-112111-TP-044*
Sample Date		*11/21/2011*	*11/21/2011*	*11/21/2011*	*11/21/2011*	*11/21/2011*	*11/21/2011*
Sample Depth		*(0-2) ft BGS*	*(0-2) ft BGS*	*(2-4) ft BGS*	*(2-4) ft BGS*	*(2-4) ft BGS*	*(2-4) ft BGS*
Sample Type	*Units*						
VOCs (Continued)							
Toluene	mg/kg	-	-	-	-	-	-
1,2,4-Trichlorobenzene	mg/kg	-	-	-	-	-	-
Trichloroethane	mg/kg	-	-	-	-	-	-
1,1,1-Trichloroethane	mg/kg	-	-	-	-	-	-
1,1,2-Trichloroethane	mg/kg	-	-	-	-	-	-
Trichloroethene	mg/kg	-	-	-	-	-	-
Trichlorofluoromethane (CFC-11)	mg/kg	-	-	-	-	-	-
Trifluorotrichloroethane (Freon 113)	mg/kg	-	-	-	-	-	-
Vinyl acetate	mg/kg	-	-	-	-	-	-
Vinyl chloride	mg/kg	-	-	-	-	-	-
Xylenes (total)	mg/kg	-	-	-	-	-	-
Semi-Volatile Organic Compounds (SVOCs)							
Acenaphthene	mg/kg	-	-	-	-	-	-
Acenaphthylene	mg/kg	-	-	-	-	-	-
Acetophenone	mg/kg	-	-	-	-	-	-
Anthracene	mg/kg	-	-	-	-	-	-
Atrazine	mg/kg	-	-	-	-	-	-
Benzaldehyde	mg/kg	-	-	-	-	-	-
Benzo(a)anthracene	mg/kg	-	-	-	-	-	-
Benzo(a)pyrene	mg/kg	-	-	-	-	-	-
Benzo(b)fluoranthene	mg/kg	-	-	-	-	-	-
Benzo(g,h,i)perylene	mg/kg	-	-	-	-	-	-
Benzo(k)fluoranthene	mg/kg	-	-	-	-	-	-
Benzoic acid	mg/kg	-	-	-	-	-	-
Biphenyl (1,1-Biphenyl)	mg/kg	-	-	-	-	-	-
4-Bromophenyl phenyl ether	mg/kg	-	-	-	-	-	-
Butyl benzylphthalate (BBP)	mg/kg	-	-	-	-	-	-
Caprolactam	mg/kg	-	-	-	-	-	-
Carbazole	mg/kg	-	-	-	-	-	-
4-Chloro-3-methylphenol	mg/kg	-	-	-	-	-	-
4-Chloroaniline	mg/kg	-	-	-	-	-	-
bis(2-Chloroethoxy)methane	mg/kg	-	-	-	-	-	-
bis(2-Chloroethyl)ether	mg/kg	-	-	-	-	-	-
2-Chloronaphthalene	mg/kg	-	-	-	-	-	-
2-Chlorophenol	mg/kg	-	-	-	-	-	-
4-Chlorophenyl phenyl ether	mg/kg	-	-	-	-	-	-
Chrysene	mg/kg	-	-	-	-	-	-
Dibenz(a,h)anthracene	mg/kg	-	-	-	-	-	-
Dibenzofuran	mg/kg	-	-	-	-	-	-
1,2-Dichlorobenzene	mg/kg	-	-	-	-	-	-
1,3-Dichlorobenzene	mg/kg	-	-	-	-	-	-
1,4-Dichlorobenzene	mg/kg	-	-	-	-	-	-
3,3'-Dichlorobenzidine	mg/kg	-	-	-	-	-	-
2,4-Dichlorophenol	mg/kg	-	-	-	-	-	-
Diethyl phthalate	mg/kg	-	-	-	-	-	-

APPENDIX G.1

SOIL QUALITY DATA
RFI REPORT
FORMER MANUAL TRANSMISSIONS OF MUNCIE FACILITY
MUNCIE, INDIANA

AOI		*AOI 16*	*AOI 16*	*AOI 16*	*AOI 16*	*AOI 16*	*AOI 16*
Sample Location		*BH56-11*	*BH57-11*	*BH42-11*	*BH48-11*	*BH51-11*	*BH52-11*
Sample Identification		*S-017324-112111-TP-041*	*S-017324-112111-TP-017*	*S-017324-112111-TP-028*	*S-017324-112111-TP-052*	*S-017324-112111-TP-046*	*S-017324-112111-TP-044*
Sample Date		*11/21/2011*	*11/21/2011*	*11/21/2011*	*11/21/2011*	*11/21/2011*	*11/21/2011*
Sample Depth		*(0-2) ft BGS*	*(0-2) ft BGS*	*(2-4) ft BGS*	*(2-4) ft BGS*	*(2-4) ft BGS*	*(2-4) ft BGS*
Sample Type	*Units*						
SVOCs (Continued)							
Dimethyl phthalate	mg/kg	-	-	-	-	-	-
2,4-Dimethylphenol	mg/kg	-	-	-	-	-	-
Di-n-butylphthalate (DBP)	mg/kg	-	-	-	-	-	-
4,6-Dinitro-2-methylphenol	mg/kg	-	-	-	-	-	-
2,4-Dinitrophenol	mg/kg	-	-	-	-	-	-
2,4-Dinitrotoluene	mg/kg	-	-	-	-	-	-
2,6-Dinitrotoluene	mg/kg	-	-	-	-	-	-
Di-n-octyl phthalate (DnOP)	mg/kg	-	-	-	-	-	-
bis(2-Ethylhexyl)phthalate (DEHP)	mg/kg	-	-	-	-	-	-
Fluoranthene	mg/kg	-	-	-	-	-	-
Fluorene	mg/kg	-	-	-	-	-	-
Hexachlorobenzene	mg/kg	-	-	-	-	-	-
Hexachlorobutadiene	mg/kg	-	-	-	-	-	-
Hexachlorocyclopentadiene	mg/kg	-	-	-	-	-	-
Hexachloroethane	mg/kg	-	-	-	-	-	-
Indeno(1,2,3-cd)pyrene	mg/kg	-	-	-	-	-	-
Isophorone	mg/kg	-	-	-	-	-	-
2-Methylnaphthalene	mg/kg	-	-	-	-	-	-
2-Methylphenol	mg/kg	-	-	-	-	-	-
3&4-Methylphenol	mg/kg	-	-	-	-	-	-
4-Methylphenol	mg/kg	-	-	-	-	-	-
Naphthalene	mg/kg	-	-	-	-	-	-
2-Nitroaniline	mg/kg	-	-	-	-	-	-
3-Nitroaniline	mg/kg	-	-	-	-	-	-
4-Nitroaniline	mg/kg	-	-	-	-	-	-
Nitrobenzene	mg/kg	-	-	-	-	-	-
2-Nitrophenol	mg/kg	-	-	-	-	-	-
4-Nitrophenol	mg/kg	-	-	-	-	-	-
N-Nitrosodi-n-propylamine	mg/kg	-	-	-	-	-	-
N-Nitrosodiphenylamine	mg/kg	-	-	-	-	-	-
N-Nitrosodimethylamine	mg/kg	-	-	-	-	-	-
2,2'-Oxybis(1-chloropropane)	mg/kg	-	-	-	-	-	-
Pentachlorophenol	mg/kg	-	-	-	-	-	-
Phenanthrene	mg/kg	-	-	-	-	-	-
Phenol	mg/kg	-	-	-	-	-	-
Pyrene	mg/kg	-	-	-	-	-	-
1,2,4-Trichlorobenzene	mg/kg	-	-	-	-	-	-
2,4,5-Trichlorophenol	mg/kg	-	-	-	-	-	-
2,4,6-Trichlorophenol	mg/kg	-	-	-	-	-	-

APPENDIX G.1

SOIL QUALITY DATA
RFI REPORT
FORMER MANUAL TRANSMISSIONS OF MUNCIE FACILITY
MUNCIE, INDIANA

AOI		*AOI 16*	*AOI 16*	*AOI 16*	*AOI 16*	*AOI 16*	*AOI 16*
Sample Location		*BH56-11*	*BH57-11*	*BH42-11*	*BH48-11*	*BH51-11*	*BH52-11*
Sample Identification		*S-017324-112111-TP-041*	*S-017324-112111-TP-017*	*S-017324-112111-TP-028*	*S-017324-112111-TP-052*	*S-017324-112111-TP-046*	*S-017324-112111-TP-044*
Sample Date		*11/21/2011*	*11/21/2011*	*11/21/2011*	*11/21/2011*	*11/21/2011*	*11/21/2011*
Sample Depth		*(0-2) ft BGS*	*(0-2) ft BGS*	*(2-4) ft BGS*	*(2-4) ft BGS*	*(2-4) ft BGS*	*(2-4) ft BGS*
Sample Type	*Units*						
Polychlorinated Biphenyls (PCBs)							
Aroclor-1016 (PCB-1016)	mg/kg	-	-	-	-	-	-
Aroclor-1221 (PCB-1221)	mg/kg	-	-	-	-	-	-
Aroclor-1232 (PCB-1232)	mg/kg	-	-	-	-	-	-
Aroclor-1242 (PCB-1242)	mg/kg	-	-	-	-	-	-
Aroclor-1248 (PCB-1248)	mg/kg	-	-	-	-	-	-
Aroclor-1254 (PCB-1254)	mg/kg	-	-	-	-	-	-
Aroclor-1260 (PCB-1260)	mg/kg	-	-	-	-	-	-
Total PCBs	mg/kg	-	-	-	-	-	-
Total Petroleum Hydrocarbons (TPH)							
Total Petroleum Hydrocarbons - Diesel	mg/kg	-	-	-	-	-	-
Total Petroleum Hydrocarbons - Gas	mg/kg	-	-	-	-	-	-
Total Petroleum Hydrocarbons - Oil	mg/kg	-	-	-	-	-	-
Total Petroleum Hydrocarbons	mg/kg	-	-	-	-	-	-
Total Petroleum Hydrocarbons - Purgeable (GRO)	mg/kg	-	-	-	-	-	-
Total Petroleum Hydrocarbons (C10-C20)	mg/kg	-	-	-	-	-	-
Total Petroleum Hydrocarbons (C20-C34)	mg/kg	-	-	-	-	-	-
Total Petroleum Hydrocarbons (C6-C10) GRO	mg/kg	-	-	-	-	-	-
Metals							
Aluminum	mg/kg	-	-	-	-	-	-
Antimony	mg/kg	-	-	-	-	-	-
Arsenic	mg/kg	-	-	-	-	-	-
Barium	mg/kg	-	-	-	-	-	-
Beryllium	mg/kg	-	-	-	-	-	-
Cadmium	mg/kg	-	-	-	-	-	-
Calcium	mg/kg	-	-	-	-	-	-
Chromium	mg/kg	-	-	-	-	-	-
Chromium VI (hexavalent)	mg/kg	-	-	-	-	-	-
Cobalt	mg/kg	-	-	-	-	-	-
Copper	mg/kg	-	-	-	-	-	-
Iron	mg/kg	-	-	-	-	-	-
Lead	mg/kg	21	11	45	20	52	180
Magnesium	mg/kg	-	-	-	-	-	-
Manganese	mg/kg	-	-	-	-	-	-
Mercury	mg/kg	-	-	-	-	-	-
Nickel	mg/kg	-	-	-	-	-	-
Potassium	mg/kg	-	-	-	-	-	-
Selenium	mg/kg	-	-	-	-	-	-
Silver	mg/kg	-	-	-	-	-	-
Sodium	mg/kg	-	-	-	-	-	-
Thallium	mg/kg	-	-	-	-	-	-
Vanadium	mg/kg	-	-	-	-	-	-
Zinc	mg/kg	-	-	-	-	-	-

APPENDIX G.1

SOIL QUALITY DATA
RFI REPORT
FORMER MANUAL TRANSMISSIONS OF MUNCIE FACILITY
MUNCIE, INDIANA

AOI		***AOI 16***	***AOI 16***	***AOI 16***	***AOI 16***	***AOI 16***	***AOI 16***
Sample Location		***BH56-11***	***BH57-11***	***BH42-11***	***BH48-11***	***BH51-11***	***BH52-11***
Sample Identification		***S-017324-112111-TP-041***	***S-017324-112111-TP-017***	***S-017324-112111-TP-028***	***S-017324-112111-TP-052***	***S-017324-112111-TP-046***	***S-017324-112111-TP-044***
Sample Date		***11/21/2011***	***11/21/2011***	***11/21/2011***	***11/21/2011***	***11/21/2011***	***11/21/2011***
Sample Depth		***(0-2) ft BGS***	***(0-2) ft BGS***	***(2-4) ft BGS***	***(2-4) ft BGS***	***(2-4) ft BGS***	***(2-4) ft BGS***
Sample Type	***Units***						
General Chemistry							
Carbonate (as CaCO3)	mg/kg	-	-	-	-	-	-
Chloride	mg/kg	-	-	-	-	-	-
Chloride	s.u.	-	-	-	-	-	-
Cyanide (total)	mg/kg	-	-	-	-	-	-
N-Hexane extractable material	mg/kg	-	-	-	-	-	-
Percent moisture	%	-	-	-	-	-	-
pH	s.u.	-	-	-	-	-	-
Saturated aliphatic hydrocarbons	mg/kg	-	-	-	-	-	-
Sulfate	mg/kg	-	-	-	-	-	-
Total solids	%	-	-	-	-	-	-

Notes
mg/kg - Milligrams per kilogram
"-" - No value
U - Not detected at the associated reporting limit
J - Estimated concentration
UJ - Not detected; associated reporting limit is estimated
R - Rejected
s.u. - Standard units
nc - No criteria
ND - Non Detect (calculation)
BOLD[abc] Concentration exceeds associated screening level
IDEM Appendix A: Screening Levels Remedation Closure Guide - March 25, 2014
a - Exceeds IDEM residential migration to ground water screening levels
b - Exceeds IDEM commercial/industrial direct contact screening levels
c - Exceeds IDEM excavation direct contact screening levels

APPENDIX G.1

SOIL QUALITY DATA
RFI REPORT
FORMER MANUAL TRANSMISSIONS OF MUNCIE FACILITY
MUNCIE, INDIANA

AOI		*AOI 16*	*AOI 16*	*AOI 16*	*AOI 16*	*AOI 16*	*AOI 16*
Sample Location		*BH53-11*	*BH54-11*	*BH55-11*	*BH56-11*	*BH57-11*	*BH36-11*
Sample Identification		*S-017324-112111-TP-016*	*S-017324-112111-TP-050*	*S-017324-112111-TP-048*	*S-017324-112111-TP-042*	*S-017324-112111-TP-018*	*S-017324-112111-TP-023*
Sample Date		*11/21/2011*	*11/21/2011*	*11/21/2011*	*11/21/2011*	*11/21/2011*	*11/21/2011*
Sample Depth		*(2-4) ft BGS*	*(2-4) ft BGS*	*(2-4) ft BGS*	*(2-4) ft BGS*	*(2-4) ft BGS*	*(5-7) ft BGS*
Sample Type	*Units*						
Volatile Organic Compounds (VOCs)							
Acetone	mg/kg	-	-	-	-	-	-
Benzene	mg/kg	-	-	-	-	-	-
Benzyl alcohol	mg/kg	-	-	-	-	-	-
Bromodichloromethane	mg/kg	-	-	-	-	-	-
Bromoform	mg/kg	-	-	-	-	-	-
Bromomethane (Methyl bromide)	mg/kg	-	-	-	-	-	-
2-Butanone (Methyl ethyl ketone) (MEK)	mg/kg	-	-	-	-	-	-
Carbon disulfide	mg/kg	-	-	-	-	-	-
Carbon tetrachloride	mg/kg	-	-	-	-	-	-
4-Chloroaniline	mg/kg	-	-	-	-	-	-
Chlorobenzene	mg/kg	-	-	-	-	-	-
Chloroethane	mg/kg	-	-	-	-	-	-
2-Chloroethyl vinyl ether	mg/kg	-	-	-	-	-	-
Chloroform (Trichloromethane)	mg/kg	-	-	-	-	-	-
Chloromethane (Methyl chloride)	mg/kg	-	-	-	-	-	-
Cyclohexane	mg/kg	-	-	-	-	-	-
Dibenzofuran	mg/kg	-	-	-	-	-	-
1,2-Dibromo-3-chloropropane (DBCP)	mg/kg	-	-	-	-	-	-
Dibromochloromethane	mg/kg	-	-	-	-	-	-
1,2-Dibromoethane (Ethylene dibromide)	mg/kg	-	-	-	-	-	-
1,2-Dichlorobenzene	mg/kg	-	-	-	-	-	-
1,3-Dichlorobenzene	mg/kg	-	-	-	-	-	-
1,4-Dichlorobenzene	mg/kg	-	-	-	-	-	-
Dichlorodifluoromethane (CFC-12)	mg/kg	-	-	-	-	-	-
Dichloroethane	mg/kg	-	-	-	-	-	-
1,1-Dichloroethane	mg/kg	-	-	-	-	-	-
1,2-Dichloroethane	mg/kg	-	-	-	-	-	-
Dichloroethene	mg/kg	-	-	-	-	-	-
1,2-Dichloroethene (total)	mg/kg	-	-	-	-	-	-
1,1-Dichloroethene	mg/kg	-	-	-	-	-	-
cis-1,2-Dichloroethene	mg/kg	-	-	-	-	-	-
trans-1,2-Dichloroethene	mg/kg	-	-	-	-	-	-
1,2-Dichloropropane	mg/kg	-	-	-	-	-	-
cis-1,3-Dichloropropene	mg/kg	-	-	-	-	-	-
trans-1,3-Dichloropropene	mg/kg	-	-	-	-	-	-
Ethylbenzene	mg/kg	-	-	-	-	-	-
2-Hexanone	mg/kg	-	-	-	-	-	-
Isopropyl benzene	mg/kg	-	-	-	-	-	-
Methyl acetate	mg/kg	-	-	-	-	-	-
Methyl cyclohexane	mg/kg	-	-	-	-	-	-
Methyl tert butyl ether (MTBE)	mg/kg	-	-	-	-	-	-
4-Methyl-2-pentanone (MIBK)	mg/kg	-	-	-	-	-	-
Methylene chloride	mg/kg	-	-	-	-	-	-
Styrene	mg/kg	-	-	-	-	-	-
1,1,2,2-Tetrachloroethane	mg/kg	-	-	-	-	-	-
Tetrachloroethene	mg/kg	-	-	-	-	-	-

APPENDIX G.1

SOIL QUALITY DATA
RFI REPORT
FORMER MANUAL TRANSMISSIONS OF MUNCIE FACILITY
MUNCIE, INDIANA

AOI		*AOI 16*	*AOI 16*	*AOI 16*	*AOI 16*	*AOI 16*	*AOI 16*
Sample Location		*BH53-11*	*BH54-11*	*BH55-11*	*BH56-11*	*BH57-11*	*BH36-11*
Sample Identification		*S-017324-112111-TP-016*	*S-017324-112111-TP-050*	*S-017324-112111-TP-048*	*S-017324-112111-TP-042*	*S-017324-112111-TP-018*	*S-017324-112111-TP-023*
Sample Date		*11/21/2011*	*11/21/2011*	*11/21/2011*	*11/21/2011*	*11/21/2011*	*11/21/2011*
Sample Depth		*(2-4) ft BGS*	*(2-4) ft BGS*	*(2-4) ft BGS*	*(2-4) ft BGS*	*(2-4) ft BGS*	*(5-7) ft BGS*
Sample Type	*Units*						
VOCs (Continued)							
Toluene	mg/kg	-	-	-	-	-	-
1,2,4-Trichlorobenzene	mg/kg	-	-	-	-	-	-
Trichloroethane	mg/kg	-	-	-	-	-	-
1,1,1-Trichloroethane	mg/kg	-	-	-	-	-	-
1,1,2-Trichloroethane	mg/kg	-	-	-	-	-	-
Trichloroethene	mg/kg	-	-	-	-	-	-
Trichlorofluoromethane (CFC-11)	mg/kg	-	-	-	-	-	-
Trifluorotrichloroethane (Freon 113)	mg/kg	-	-	-	-	-	-
Vinyl acetate	mg/kg	-	-	-	-	-	-
Vinyl chloride	mg/kg	-	-	-	-	-	-
Xylenes (total)	mg/kg	-	-	-	-	-	-
Semi-Volatile Organic Compounds (SVOCs)							
Acenaphthene	mg/kg	-	-	-	-	-	-
Acenaphthylene	mg/kg	-	-	-	-	-	-
Acetophenone	mg/kg	-	-	-	-	-	-
Anthracene	mg/kg	-	-	-	-	-	-
Atrazine	mg/kg	-	-	-	-	-	-
Benzaldehyde	mg/kg	-	-	-	-	-	-
Benzo(a)anthracene	mg/kg	-	-	-	-	-	-
Benzo(a)pyrene	mg/kg	-	-	-	-	-	-
Benzo(b)fluoranthene	mg/kg	-	-	-	-	-	-
Benzo(g,h,i)perylene	mg/kg	-	-	-	-	-	-
Benzo(k)fluoranthene	mg/kg	-	-	-	-	-	-
Benzoic acid	mg/kg	-	-	-	-	-	-
Biphenyl (1,1-Biphenyl)	mg/kg	-	-	-	-	-	-
4-Bromophenyl phenyl ether	mg/kg	-	-	-	-	-	-
Butyl benzylphthalate (BBP)	mg/kg	-	-	-	-	-	-
Caprolactam	mg/kg	-	-	-	-	-	-
Carbazole	mg/kg	-	-	-	-	-	-
4-Chloro-3-methylphenol	mg/kg	-	-	-	-	-	-
4-Chloroaniline	mg/kg	-	-	-	-	-	-
bis(2-Chloroethoxy)methane	mg/kg	-	-	-	-	-	-
bis(2-Chloroethyl)ether	mg/kg	-	-	-	-	-	-
2-Chloronaphthalene	mg/kg	-	-	-	-	-	-
2-Chlorophenol	mg/kg	-	-	-	-	-	-
4-Chlorophenyl phenyl ether	mg/kg	-	-	-	-	-	-
Chrysene	mg/kg	-	-	-	-	-	-
Dibenz(a,h)anthracene	mg/kg	-	-	-	-	-	-
Dibenzofuran	mg/kg	-	-	-	-	-	-
1,2-Dichlorobenzene	mg/kg	-	-	-	-	-	-
1,3-Dichlorobenzene	mg/kg	-	-	-	-	-	-
1,4-Dichlorobenzene	mg/kg	-	-	-	-	-	-
3,3'-Dichlorobenzidine	mg/kg	-	-	-	-	-	-
2,4-Dichlorophenol	mg/kg	-	-	-	-	-	-
Diethyl phthalate	mg/kg	-	-	-	-	-	-

APPENDIX G.1

SOIL QUALITY DATA
RFI REPORT
FORMER MANUAL TRANSMISSIONS OF MUNCIE FACILITY
MUNCIE, INDIANA

AOI		*AOI 16*	*AOI 16*	*AOI 16*	*AOI 16*	*AOI 16*	*AOI 16*
Sample Location		*BH53-11*	*BH54-11*	*BH55-11*	*BH56-11*	*BH57-11*	*BH36-11*
Sample Identification		*S-017324-112111-TP-016*	*S-017324-112111-TP-050*	*S-017324-112111-TP-048*	*S-017324-112111-TP-042*	*S-017324-112111-TP-018*	*S-017324-112111-TP-023*
Sample Date		*11/21/2011*	*11/21/2011*	*11/21/2011*	*11/21/2011*	*11/21/2011*	*11/21/2011*
Sample Depth		*(2-4) ft BGS*	*(2-4) ft BGS*	*(2-4) ft BGS*	*(2-4) ft BGS*	*(2-4) ft BGS*	*(5-7) ft BGS*
Sample Type	*Units*						
SVOCs (Continued)							
Dimethyl phthalate	mg/kg	-	-	-	-	-	-
2,4-Dimethylphenol	mg/kg	-	-	-	-	-	-
Di-n-butylphthalate (DBP)	mg/kg	-	-	-	-	-	-
4,6-Dinitro-2-methylphenol	mg/kg	-	-	-	-	-	-
2,4-Dinitrophenol	mg/kg	-	-	-	-	-	-
2,4-Dinitrotoluene	mg/kg	-	-	-	-	-	-
2,6-Dinitrotoluene	mg/kg	-	-	-	-	-	-
Di-n-octyl phthalate (DnOP)	mg/kg	-	-	-	-	-	-
bis(2-Ethylhexyl)phthalate (DEHP)	mg/kg	-	-	-	-	-	-
Fluoranthene	mg/kg	-	-	-	-	-	-
Fluorene	mg/kg	-	-	-	-	-	-
Hexachlorobenzene	mg/kg	-	-	-	-	-	-
Hexachlorobutadiene	mg/kg	-	-	-	-	-	-
Hexachlorocyclopentadiene	mg/kg	-	-	-	-	-	-
Hexachloroethane	mg/kg	-	-	-	-	-	-
Indeno(1,2,3-cd)pyrene	mg/kg	-	-	-	-	-	-
Isophorone	mg/kg	-	-	-	-	-	-
2-Methylnaphthalene	mg/kg	-	-	-	-	-	-
2-Methylphenol	mg/kg	-	-	-	-	-	-
3&4-Methylphenol	mg/kg	-	-	-	-	-	-
4-Methylphenol	mg/kg	-	-	-	-	-	-
Naphthalene	mg/kg	-	-	-	-	-	-
2-Nitroaniline	mg/kg	-	-	-	-	-	-
3-Nitroaniline	mg/kg	-	-	-	-	-	-
4-Nitroaniline	mg/kg	-	-	-	-	-	-
Nitrobenzene	mg/kg	-	-	-	-	-	-
2-Nitrophenol	mg/kg	-	-	-	-	-	-
4-Nitrophenol	mg/kg	-	-	-	-	-	-
N-Nitrosodi-n-propylamine	mg/kg	-	-	-	-	-	-
N-Nitrosodiphenylamine	mg/kg	-	-	-	-	-	-
N-Nitrosodimethylamine	mg/kg	-	-	-	-	-	-
2,2'-Oxybis(1-chloropropane)	mg/kg	-	-	-	-	-	-
Pentachlorophenol	mg/kg	-	-	-	-	-	-
Phenanthrene	mg/kg	-	-	-	-	-	-
Phenol	mg/kg	-	-	-	-	-	-
Pyrene	mg/kg	-	-	-	-	-	-
1,2,4-Trichlorobenzene	mg/kg	-	-	-	-	-	-
2,4,5-Trichlorophenol	mg/kg	-	-	-	-	-	-
2,4,6-Trichlorophenol	mg/kg	-	-	-	-	-	-

APPENDIX G.1

SOIL QUALITY DATA
RFI REPORT
FORMER MANUAL TRANSMISSIONS OF MUNCIE FACILITY
MUNCIE, INDIANA

AOI		*AOI 16*	*AOI 16*	*AOI 16*	*AOI 16*	*AOI 16*	*AOI 16*
Sample Location		*BH53-11*	*BH54-11*	*BH55-11*	*BH56-11*	*BH57-11*	*BH36-11*
Sample Identification		*S-017324-112111-TP-016*	*S-017324-112111-TP-050*	*S-017324-112111-TP-048*	*S-017324-112111-TP-042*	*S-017324-112111-TP-018*	*S-017324-112111-TP-023*
Sample Date		*11/21/2011*	*11/21/2011*	*11/21/2011*	*11/21/2011*	*11/21/2011*	*11/21/2011*
Sample Depth		*(2-4) ft BGS*	*(2-4) ft BGS*	*(2-4) ft BGS*	*(2-4) ft BGS*	*(2-4) ft BGS*	*(5-7) ft BGS*
Sample Type	*Units*						
Polychlorinated Biphenyls (PCBs)							
Aroclor-1016 (PCB-1016)	mg/kg	-	-	-	-	-	-
Aroclor-1221 (PCB-1221)	mg/kg	-	-	-	-	-	-
Aroclor-1232 (PCB-1232)	mg/kg	-	-	-	-	-	-
Aroclor-1242 (PCB-1242)	mg/kg	-	-	-	-	-	-
Aroclor-1248 (PCB-1248)	mg/kg	-	-	-	-	-	-
Aroclor-1254 (PCB-1254)	mg/kg	-	-	-	-	-	-
Aroclor-1260 (PCB-1260)	mg/kg	-	-	-	-	-	-
Total PCBs	mg/kg	-	-	-	-	-	-
Total Petroleum Hydrocarbons (TPH)							
Total Petroleum Hydrocarbons - Diesel	mg/kg	-	-	-	-	-	-
Total Petroleum Hydrocarbons - Gas	mg/kg	-	-	-	-	-	-
Total Petroleum Hydrocarbons - Oil	mg/kg	-	-	-	-	-	-
Total Petroleum Hydrocarbons	mg/kg	-	-	-	-	-	-
Total Petroleum Hydrocarbons - Purgeable (GRO)	mg/kg	-	-	-	-	-	-
Total Petroleum Hydrocarbons (C10-C20)	mg/kg	-	-	-	-	-	-
Total Petroleum Hydrocarbons (C20-C34)	mg/kg	-	-	-	-	-	-
Total Petroleum Hydrocarbons (C6-C10) GRO	mg/kg	-	-	-	-	-	-
Metals							
Aluminum	mg/kg	-	-	-	-	-	-
Antimony	mg/kg	-	-	-	-	-	-
Arsenic	mg/kg	-	-	-	-	-	-
Barium	mg/kg	-	-	-	-	-	-
Beryllium	mg/kg	-	-	-	-	-	-
Cadmium	mg/kg	-	-	-	-	-	-
Calcium	mg/kg	-	-	-	-	-	-
Chromium	mg/kg	-	-	-	-	-	-
Chromium VI (hexavalent)	mg/kg	-	-	-	-	-	-
Cobalt	mg/kg	-	-	-	-	-	-
Copper	mg/kg	-	-	-	-	-	-
Iron	mg/kg	-	-	-	-	-	-
Lead	mg/kg	11	26	15	24	14	21
Magnesium	mg/kg	-	-	-	-	-	-
Manganese	mg/kg	-	-	-	-	-	-
Mercury	mg/kg	-	-	-	-	-	-
Nickel	mg/kg	-	-	-	-	-	-
Potassium	mg/kg	-	-	-	-	-	-
Selenium	mg/kg	-	-	-	-	-	-
Silver	mg/kg	-	-	-	-	-	-
Sodium	mg/kg	-	-	-	-	-	-
Thallium	mg/kg	-	-	-	-	-	-
Vanadium	mg/kg	-	-	-	-	-	-
Zinc	mg/kg	-	-	-	-	-	-

APPENDIX G.1

SOIL QUALITY DATA
RFI REPORT
FORMER MANUAL TRANSMISSIONS OF MUNCIE FACILITY
MUNCIE, INDIANA

AOI		***AOI 16***	***AOI 16***	***AOI 16***	***AOI 16***	***AOI 16***	***AOI 16***
Sample Location		***BH53-11***	***BH54-11***	***BH55-11***	***BH56-11***	***BH57-11***	***BH36-11***
Sample Identification		***S-017324-112111-TP-016***	***S-017324-112111-TP-050***	***S-017324-112111-TP-048***	***S-017324-112111-TP-042***	***S-017324-112111-TP-018***	***S-017324-112111-TP-023***
Sample Date		***11/21/2011***	***11/21/2011***	***11/21/2011***	***11/21/2011***	***11/21/2011***	***11/21/2011***
Sample Depth		***(2-4) ft BGS***	***(2-4) ft BGS***	***(2-4) ft BGS***	***(2-4) ft BGS***	***(2-4) ft BGS***	***(5-7) ft BGS***
Sample Type	***Units***						
General Chemistry							
Carbonate (as CaCO3)	mg/kg	-	-	-	-	-	-
Chloride	mg/kg	-	-	-	-	-	-
Chloride	s.u.	-	-	-	-	-	-
Cyanide (total)	mg/kg	-	-	-	-	-	-
N-Hexane extractable material	mg/kg	-	-	-	-	-	-
Percent moisture	%	-	-	-	-	-	-
pH	s.u.	-	-	-	-	-	-
Saturated aliphatic hydrocarbons	mg/kg	-	-	-	-	-	-
Sulfate	mg/kg	-	-	-	-	-	-
Total solids	%	-	-	-	-	-	-

Notes
mg/kg - Milligrams per kilogram
"-" - No value
U - Not detected at the associated reporting limit
J - Estimated concentration
UJ - Not detected; associated reporting limit is estimated
R - Rejected
s.u. - Standard units
nc - No criteria
ND - Non Detect (calculation)
BOLD[abc] Concentration exceeds associated screening level
IDEM Appendix A: Screening Levels Remedation Closure Guide - March 25, 2014
a - Exceeds IDEM residential migration to ground water screening levels
b - Exceeds IDEM commercial/industrial direct contact screening levels
c - Exceeds IDEM excavation direct contact screening levels

APPENDIX G.1

SOIL QUALITY DATA
RFI REPORT
FORMER MANUAL TRANSMISSIONS OF MUNCIE FACILITY
MUNCIE, INDIANA

AOI		*AOI 16*	*AOI 16*	*AOI 16*	*AOI 16*	*AOI 16*	*AOI 16*
Sample Location		*BH37-11*	*BH39-11*	*BH40-11*	*BH41-11*	*BH42-11*	*BH43-11*
Sample Identification		*S-017324-112111-TP-026*	*S-017324-112111-TP-020*	*S-017324-112111-TP-036*	*S-017324-112111-TP-033*	*S-017324-112111-TP-029*	*S-017324-112111-TP-039*
Sample Date		*11/21/2011*	*11/21/2011*	*11/21/2011*	*11/21/2011*	*11/21/2011*	*11/21/2011*
Sample Depth		*(5-7) ft BGS*	*(5-7) ft BGS*	*(5-7) ft BGS*	*(5-7) ft BGS*	*(5-7) ft BGS*	*(5-7) ft BGS*
Sample Type	*Units*						
Volatile Organic Compounds (VOCs)							
Acetone	mg/kg	-	-	-	-	-	-
Benzene	mg/kg	-	-	-	-	-	-
Benzyl alcohol	mg/kg	-	-	-	-	-	-
Bromodichloromethane	mg/kg	-	-	-	-	-	-
Bromoform	mg/kg	-	-	-	-	-	-
Bromomethane (Methyl bromide)	mg/kg	-	-	-	-	-	-
2-Butanone (Methyl ethyl ketone) (MEK)	mg/kg	-	-	-	-	-	-
Carbon disulfide	mg/kg	-	-	-	-	-	-
Carbon tetrachloride	mg/kg	-	-	-	-	-	-
4-Chloroaniline	mg/kg	-	-	-	-	-	-
Chlorobenzene	mg/kg	-	-	-	-	-	-
Chloroethane	mg/kg	-	-	-	-	-	-
2-Chloroethyl vinyl ether	mg/kg	-	-	-	-	-	-
Chloroform (Trichloromethane)	mg/kg	-	-	-	-	-	-
Chloromethane (Methyl chloride)	mg/kg	-	-	-	-	-	-
Cyclohexane	mg/kg	-	-	-	-	-	-
Dibenzofuran	mg/kg	-	-	-	-	-	-
1,2-Dibromo-3-chloropropane (DBCP)	mg/kg	-	-	-	-	-	-
Dibromochloromethane	mg/kg	-	-	-	-	-	-
1,2-Dibromoethane (Ethylene dibromide)	mg/kg	-	-	-	-	-	-
1,2-Dichlorobenzene	mg/kg	-	-	-	-	-	-
1,3-Dichlorobenzene	mg/kg	-	-	-	-	-	-
1,4-Dichlorobenzene	mg/kg	-	-	-	-	-	-
Dichlorodifluoromethane (CFC-12)	mg/kg	-	-	-	-	-	-
Dichloroethane	mg/kg	-	-	-	-	-	-
1,1-Dichloroethane	mg/kg	-	-	-	-	-	-
1,2-Dichloroethane	mg/kg	-	-	-	-	-	-
Dichloroethene	mg/kg	-	-	-	-	-	-
1,2-Dichloroethene (total)	mg/kg	-	-	-	-	-	-
1,1-Dichloroethene	mg/kg	-	-	-	-	-	-
cis-1,2-Dichloroethene	mg/kg	-	-	-	-	-	-
trans-1,2-Dichloroethene	mg/kg	-	-	-	-	-	-
1,2-Dichloropropane	mg/kg	-	-	-	-	-	-
cis-1,3-Dichloropropene	mg/kg	-	-	-	-	-	-
trans-1,3-Dichloropropene	mg/kg	-	-	-	-	-	-
Ethylbenzene	mg/kg	-	-	-	-	-	-
2-Hexanone	mg/kg	-	-	-	-	-	-
Isopropyl benzene	mg/kg	-	-	-	-	-	-
Methyl acetate	mg/kg	-	-	-	-	-	-
Methyl cyclohexane	mg/kg	-	-	-	-	-	-
Methyl tert butyl ether (MTBE)	mg/kg	-	-	-	-	-	-
4-Methyl-2-pentanone (MIBK)	mg/kg	-	-	-	-	-	-
Methylene chloride	mg/kg	-	-	-	-	-	-
Styrene	mg/kg	-	-	-	-	-	-
1,1,2,2-Tetrachloroethane	mg/kg	-	-	-	-	-	-
Tetrachloroethene	mg/kg	-	-	-	-	-	-

APPENDIX G.1

SOIL QUALITY DATA
RFI REPORT
FORMER MANUAL TRANSMISSIONS OF MUNCIE FACILITY
MUNCIE, INDIANA

AOI		*AOI 16*	*AOI 16*	*AOI 16*	*AOI 16*	*AOI 16*	*AOI 16*
Sample Location		*BH37-11*	*BH39-11*	*BH40-11*	*BH41-11*	*BH42-11*	*BH43-11*
Sample Identification		*S-017324-112111-TP-026*	*S-017324-112111-TP-020*	*S-017324-112111-TP-036*	*S-017324-112111-TP-033*	*S-017324-112111-TP-029*	*S-017324-112111-TP-039*
Sample Date		*11/21/2011*	*11/21/2011*	*11/21/2011*	*11/21/2011*	*11/21/2011*	*11/21/2011*
Sample Depth		*(5-7) ft BGS*	*(5-7) ft BGS*	*(5-7) ft BGS*	*(5-7) ft BGS*	*(5-7) ft BGS*	*(5-7) ft BGS*
Sample Type	*Units*						
VOCs (Continued)							
Toluene	mg/kg	-	-	-	-	-	-
1,2,4-Trichlorobenzene	mg/kg	-	-	-	-	-	-
Trichloroethane	mg/kg	-	-	-	-	-	-
1,1,1-Trichloroethane	mg/kg	-	-	-	-	-	-
1,1,2-Trichloroethane	mg/kg	-	-	-	-	-	-
Trichloroethene	mg/kg	-	-	-	-	-	-
Trichlorofluoromethane (CFC-11)	mg/kg	-	-	-	-	-	-
Trifluorotrichloroethane (Freon 113)	mg/kg	-	-	-	-	-	-
Vinyl acetate	mg/kg	-	-	-	-	-	-
Vinyl chloride	mg/kg	-	-	-	-	-	-
Xylenes (total)	mg/kg	-	-	-	-	-	-
Semi-Volatile Organic Compounds (SVOCs)							
Acenaphthene	mg/kg	-	-	-	-	-	-
Acenaphthylene	mg/kg	-	-	-	-	-	-
Acetophenone	mg/kg	-	-	-	-	-	-
Anthracene	mg/kg	-	-	-	-	-	-
Atrazine	mg/kg	-	-	-	-	-	-
Benzaldehyde	mg/kg	-	-	-	-	-	-
Benzo(a)anthracene	mg/kg	-	-	-	-	-	-
Benzo(a)pyrene	mg/kg	-	-	-	-	-	-
Benzo(b)fluoranthene	mg/kg	-	-	-	-	-	-
Benzo(g,h,i)perylene	mg/kg	-	-	-	-	-	-
Benzo(k)fluoranthene	mg/kg	-	-	-	-	-	-
Benzoic acid	mg/kg	-	-	-	-	-	-
Biphenyl (1,1-Biphenyl)	mg/kg	-	-	-	-	-	-
4-Bromophenyl phenyl ether	mg/kg	-	-	-	-	-	-
Butyl benzylphthalate (BBP)	mg/kg	-	-	-	-	-	-
Caprolactam	mg/kg	-	-	-	-	-	-
Carbazole	mg/kg	-	-	-	-	-	-
4-Chloro-3-methylphenol	mg/kg	-	-	-	-	-	-
4-Chloroaniline	mg/kg	-	-	-	-	-	-
bis(2-Chloroethoxy)methane	mg/kg	-	-	-	-	-	-
bis(2-Chloroethyl)ether	mg/kg	-	-	-	-	-	-
2-Chloronaphthalene	mg/kg	-	-	-	-	-	-
2-Chlorophenol	mg/kg	-	-	-	-	-	-
4-Chlorophenyl phenyl ether	mg/kg	-	-	-	-	-	-
Chrysene	mg/kg	-	-	-	-	-	-
Dibenz(a,h)anthracene	mg/kg	-	-	-	-	-	-
Dibenzofuran	mg/kg	-	-	-	-	-	-
1,2-Dichlorobenzene	mg/kg	-	-	-	-	-	-
1,3-Dichlorobenzene	mg/kg	-	-	-	-	-	-
1,4-Dichlorobenzene	mg/kg	-	-	-	-	-	-
3,3'-Dichlorobenzidine	mg/kg	-	-	-	-	-	-
2,4-Dichlorophenol	mg/kg	-	-	-	-	-	-
Diethyl phthalate	mg/kg	-	-	-	-	-	-

APPENDIX G.1

SOIL QUALITY DATA
RFI REPORT
FORMER MANUAL TRANSMISSIONS OF MUNCIE FACILITY
MUNCIE, INDIANA

AOI		*AOI 16*	*AOI 16*	*AOI 16*	*AOI 16*	*AOI 16*	*AOI 16*
Sample Location		*BH37-11*	*BH39-11*	*BH40-11*	*BH41-11*	*BH42-11*	*BH43-11*
Sample Identification		*S-017324-112111-TP-026*	*S-017324-112111-TP-020*	*S-017324-112111-TP-036*	*S-017324-112111-TP-033*	*S-017324-112111-TP-029*	*S-017324-112111-TP-039*
Sample Date		*11/21/2011*	*11/21/2011*	*11/21/2011*	*11/21/2011*	*11/21/2011*	*11/21/2011*
Sample Depth		*(5-7) ft BGS*	*(5-7) ft BGS*	*(5-7) ft BGS*	*(5-7) ft BGS*	*(5-7) ft BGS*	*(5-7) ft BGS*
Sample Type	*Units*						
SVOCs (Continued)							
Dimethyl phthalate	mg/kg	-	-	-	-	-	-
2,4-Dimethylphenol	mg/kg	-	-	-	-	-	-
Di-n-butylphthalate (DBP)	mg/kg	-	-	-	-	-	-
4,6-Dinitro-2-methylphenol	mg/kg	-	-	-	-	-	-
2,4-Dinitrophenol	mg/kg	-	-	-	-	-	-
2,4-Dinitrotoluene	mg/kg	-	-	-	-	-	-
2,6-Dinitrotoluene	mg/kg	-	-	-	-	-	-
Di-n-octyl phthalate (DnOP)	mg/kg	-	-	-	-	-	-
bis(2-Ethylhexyl)phthalate (DEHP)	mg/kg	-	-	-	-	-	-
Fluoranthene	mg/kg	-	-	-	-	-	-
Fluorene	mg/kg	-	-	-	-	-	-
Hexachlorobenzene	mg/kg	-	-	-	-	-	-
Hexachlorobutadiene	mg/kg	-	-	-	-	-	-
Hexachlorocyclopentadiene	mg/kg	-	-	-	-	-	-
Hexachloroethane	mg/kg	-	-	-	-	-	-
Indeno(1,2,3-cd)pyrene	mg/kg	-	-	-	-	-	-
Isophorone	mg/kg	-	-	-	-	-	-
2-Methylnaphthalene	mg/kg	-	-	-	-	-	-
2-Methylphenol	mg/kg	-	-	-	-	-	-
3&4-Methylphenol	mg/kg	-	-	-	-	-	-
4-Methylphenol	mg/kg	-	-	-	-	-	-
Naphthalene	mg/kg	-	-	-	-	-	-
2-Nitroaniline	mg/kg	-	-	-	-	-	-
3-Nitroaniline	mg/kg	-	-	-	-	-	-
4-Nitroaniline	mg/kg	-	-	-	-	-	-
Nitrobenzene	mg/kg	-	-	-	-	-	-
2-Nitrophenol	mg/kg	-	-	-	-	-	-
4-Nitrophenol	mg/kg	-	-	-	-	-	-
N-Nitrosodi-n-propylamine	mg/kg	-	-	-	-	-	-
N-Nitrosodiphenylamine	mg/kg	-	-	-	-	-	-
N-Nitrosodimethylamine	mg/kg	-	-	-	-	-	-
2,2'-Oxybis(1-chloropropane)	mg/kg	-	-	-	-	-	-
Pentachlorophenol	mg/kg	-	-	-	-	-	-
Phenanthrene	mg/kg	-	-	-	-	-	-
Phenol	mg/kg	-	-	-	-	-	-
Pyrene	mg/kg	-	-	-	-	-	-
1,2,4-Trichlorobenzene	mg/kg	-	-	-	-	-	-
2,4,5-Trichlorophenol	mg/kg	-	-	-	-	-	-
2,4,6-Trichlorophenol	mg/kg	-	-	-	-	-	-

APPENDIX G.1

SOIL QUALITY DATA
RFI REPORT
FORMER MANUAL TRANSMISSIONS OF MUNCIE FACILITY
MUNCIE, INDIANA

AOI		*AOI 16*	*AOI 16*	*AOI 16*	*AOI 16*	*AOI 16*	*AOI 16*
Sample Location		*BH37-11*	*BH39-11*	*BH40-11*	*BH41-11*	*BH42-11*	*BH43-11*
Sample Identification		*S-017324-112111-TP-026*	*S-017324-112111-TP-020*	*S-017324-112111-TP-036*	*S-017324-112111-TP-033*	*S-017324-112111-TP-029*	*S-017324-112111-TP-039*
Sample Date		*11/21/2011*	*11/21/2011*	*11/21/2011*	*11/21/2011*	*11/21/2011*	*11/21/2011*
Sample Depth		*(5-7) ft BGS*	*(5-7) ft BGS*	*(5-7) ft BGS*	*(5-7) ft BGS*	*(5-7) ft BGS*	*(5-7) ft BGS*
Sample Type	*Units*						
Polychlorinated Biphenyls (PCBs)							
Aroclor-1016 (PCB-1016)	mg/kg	-	-	-	-	-	-
Aroclor-1221 (PCB-1221)	mg/kg	-	-	-	-	-	-
Aroclor-1232 (PCB-1232)	mg/kg	-	-	-	-	-	-
Aroclor-1242 (PCB-1242)	mg/kg	-	-	-	-	-	-
Aroclor-1248 (PCB-1248)	mg/kg	-	-	-	-	-	-
Aroclor-1254 (PCB-1254)	mg/kg	-	-	-	-	-	-
Aroclor-1260 (PCB-1260)	mg/kg	-	-	-	-	-	-
Total PCBs	mg/kg	-	-	-	-	-	-
Total Petroleum Hydrocarbons (TPH)							
Total Petroleum Hydrocarbons - Diesel	mg/kg	-	-	-	-	-	-
Total Petroleum Hydrocarbons - Gas	mg/kg	-	-	-	-	-	-
Total Petroleum Hydrocarbons - Oil	mg/kg	-	-	-	-	-	-
Total Petroleum Hydrocarbons	mg/kg	-	-	-	-	-	-
Total Petroleum Hydrocarbons - Purgeable (GRO)	mg/kg	-	-	-	-	-	-
Total Petroleum Hydrocarbons (C10-C20)	mg/kg	-	-	-	-	-	-
Total Petroleum Hydrocarbons (C20-C34)	mg/kg	-	-	-	-	-	-
Total Petroleum Hydrocarbons (C6-C10) GRO	mg/kg	-	-	-	-	-	-
Metals							
Aluminum	mg/kg	-	-	-	-	-	-
Antimony	mg/kg	-	-	-	-	-	-
Arsenic	mg/kg	-	-	-	-	-	-
Barium	mg/kg	-	-	-	-	-	-
Beryllium	mg/kg	-	-	-	-	-	-
Cadmium	mg/kg	-	-	-	-	-	-
Calcium	mg/kg	-	-	-	-	-	-
Chromium	mg/kg	-	-	-	-	-	-
Chromium VI (hexavalent)	mg/kg	-	-	-	-	-	-
Cobalt	mg/kg	-	-	-	-	-	-
Copper	mg/kg	-	-	-	-	-	-
Iron	mg/kg	-	-	-	-	-	-
Lead	mg/kg	16	15	15	17	19	15
Magnesium	mg/kg	-	-	-	-	-	-
Manganese	mg/kg	-	-	-	-	-	-
Mercury	mg/kg	-	-	-	-	-	-
Nickel	mg/kg	-	-	-	-	-	-
Potassium	mg/kg	-	-	-	-	-	-
Selenium	mg/kg	-	-	-	-	-	-
Silver	mg/kg	-	-	-	-	-	-
Sodium	mg/kg	-	-	-	-	-	-
Thallium	mg/kg	-	-	-	-	-	-
Vanadium	mg/kg	-	-	-	-	-	-
Zinc	mg/kg	-	-	-	-	-	-

APPENDIX G.1

SOIL QUALITY DATA
RFI REPORT
FORMER MANUAL TRANSMISSIONS OF MUNCIE FACILITY
MUNCIE, INDIANA

AOI		***AOI 16***	***AOI 16***	***AOI 16***	***AOI 16***	***AOI 16***	***AOI 16***
Sample Location		***BH37-11***	***BH39-11***	***BH40-11***	***BH41-11***	***BH42-11***	***BH43-11***
Sample Identification		***S-017324-112111-TP-026***	***S-017324-112111-TP-020***	***S-017324-112111-TP-036***	***S-017324-112111-TP-033***	***S-017324-112111-TP-029***	***S-017324-112111-TP-039***
Sample Date		***11/21/2011***	***11/21/2011***	***11/21/2011***	***11/21/2011***	***11/21/2011***	***11/21/2011***
Sample Depth		***(5-7) ft BGS***	***(5-7) ft BGS***	***(5-7) ft BGS***	***(5-7) ft BGS***	***(5-7) ft BGS***	***(5-7) ft BGS***
Sample Type	***Units***						
General Chemistry							
Carbonate (as CaCO3)	mg/kg	-	-	-	-	-	-
Chloride	mg/kg	-	-	-	-	-	-
Chloride	s.u.	-	-	-	-	-	-
Cyanide (total)	mg/kg	-	-	-	-	-	-
N-Hexane extractable material	mg/kg	-	-	-	-	-	-
Percent moisture	%	-	-	-	-	-	-
pH	s.u.	-	-	-	-	-	-
Saturated aliphatic hydrocarbons	mg/kg	-	-	-	-	-	-
Sulfate	mg/kg	-	-	-	-	-	-
Total solids	%	-	-	-	-	-	-

Notes
mg/kg - Milligrams per kilogram
"-" - No value
U - Not detected at the associated reporting limit
J - Estimated concentration
UJ - Not detected; associated reporting limit is estimated
R - Rejected
s.u. - Standard units
nc - No criteria
ND - Non Detect (calculation)
BOLD[abc] Concentration exceeds associated screening level
IDEM Appendix A: Screening Levels Remedation Closure Guide - March 25, 2014
a - Exceeds IDEM residential migration to ground water screening levels
b - Exceeds IDEM commercial/industrial direct contact screening levels
c - Exceeds IDEM excavation direct contact screening levels

APPENDIX G.1

SOIL QUALITY DATA
RFI REPORT
FORMER MANUAL TRANSMISSIONS OF MUNCIE FACILITY
MUNCIE, INDIANA

AOI		*AOI 16*	*AOI 16*	*AOI 16*	*AOI 16*	*AOI 16*	*AOI 16*
Sample Location		*BH44-11*	*BH45-11*	*BH46-11*	*BH47-11*	*BH49-11*	*BH50-11*
Sample Identification		*S-017324-112211-TP-070*	*S-017324-112211-TP-067*	*S-017324-112211-TP-064*	*S-017324-112211-TP-061*	*S-017324-112211-TP-058*	*S-017324-112211-TP-054*
Sample Date		*11/22/2011*	*11/22/2011*	*11/22/2011*	*11/22/2011*	*11/22/2011*	*11/22/2011*
Sample Depth		*(0-2) ft BGS*	*(0-2) ft BGS*	*(0-2) ft BGS*	*(0-2) ft BGS*	*(0-2) ft BGS*	*(0-2) ft BGS*
Sample Type	*Units*						
Volatile Organic Compounds (VOCs)							
Acetone	mg/kg	-	-	-	-	-	-
Benzene	mg/kg	-	-	-	-	-	-
Benzyl alcohol	mg/kg	-	-	-	-	-	-
Bromodichloromethane	mg/kg	-	-	-	-	-	-
Bromoform	mg/kg	-	-	-	-	-	-
Bromomethane (Methyl bromide)	mg/kg	-	-	-	-	-	-
2-Butanone (Methyl ethyl ketone) (MEK)	mg/kg	-	-	-	-	-	-
Carbon disulfide	mg/kg	-	-	-	-	-	-
Carbon tetrachloride	mg/kg	-	-	-	-	-	-
4-Chloroaniline	mg/kg	-	-	-	-	-	-
Chlorobenzene	mg/kg	-	-	-	-	-	-
Chloroethane	mg/kg	-	-	-	-	-	-
2-Chloroethyl vinyl ether	mg/kg	-	-	-	-	-	-
Chloroform (Trichloromethane)	mg/kg	-	-	-	-	-	-
Chloromethane (Methyl chloride)	mg/kg	-	-	-	-	-	-
Cyclohexane	mg/kg	-	-	-	-	-	-
Dibenzofuran	mg/kg	-	-	-	-	-	-
1,2-Dibromo-3-chloropropane (DBCP)	mg/kg	-	-	-	-	-	-
Dibromochloromethane	mg/kg	-	-	-	-	-	-
1,2-Dibromoethane (Ethylene dibromide)	mg/kg	-	-	-	-	-	-
1,2-Dichlorobenzene	mg/kg	-	-	-	-	-	-
1,3-Dichlorobenzene	mg/kg	-	-	-	-	-	-
1,4-Dichlorobenzene	mg/kg	-	-	-	-	-	-
Dichlorodifluoromethane (CFC-12)	mg/kg	-	-	-	-	-	-
Dichloroethane	mg/kg	-	-	-	-	-	-
1,1-Dichloroethane	mg/kg	-	-	-	-	-	-
1,2-Dichloroethane	mg/kg	-	-	-	-	-	-
Dichloroethene	mg/kg	-	-	-	-	-	-
1,2-Dichloroethene (total)	mg/kg	-	-	-	-	-	-
1,1-Dichloroethene	mg/kg	-	-	-	-	-	-
cis-1,2-Dichloroethene	mg/kg	-	-	-	-	-	-
trans-1,2-Dichloroethene	mg/kg	-	-	-	-	-	-
1,2-Dichloropropane	mg/kg	-	-	-	-	-	-
cis-1,3-Dichloropropene	mg/kg	-	-	-	-	-	-
trans-1,3-Dichloropropene	mg/kg	-	-	-	-	-	-
Ethylbenzene	mg/kg	-	-	-	-	-	-
2-Hexanone	mg/kg	-	-	-	-	-	-
Isopropyl benzene	mg/kg	-	-	-	-	-	-
Methyl acetate	mg/kg	-	-	-	-	-	-
Methyl cyclohexane	mg/kg	-	-	-	-	-	-
Methyl tert butyl ether (MTBE)	mg/kg	-	-	-	-	-	-
4-Methyl-2-pentanone (MIBK)	mg/kg	-	-	-	-	-	-
Methylene chloride	mg/kg	-	-	-	-	-	-
Styrene	mg/kg	-	-	-	-	-	-
1,1,2,2-Tetrachloroethane	mg/kg	-	-	-	-	-	-
Tetrachloroethene	mg/kg	-	-	-	-	-	-

APPENDIX G.1

SOIL QUALITY DATA
RFI REPORT
FORMER MANUAL TRANSMISSIONS OF MUNCIE FACILITY
MUNCIE, INDIANA

AOI		*AOI 16*	*AOI 16*	*AOI 16*	*AOI 16*	*AOI 16*	*AOI 16*
Sample Location		*BH44-11*	*BH45-11*	*BH46-11*	*BH47-11*	*BH49-11*	*BH50-11*
Sample Identification		*S-017324-112211-TP-070*	*S-017324-112211-TP-067*	*S-017324-112211-TP-064*	*S-017324-112211-TP-061*	*S-017324-112211-TP-058*	*S-017324-112211-TP-054*
Sample Date		*11/22/2011*	*11/22/2011*	*11/22/2011*	*11/22/2011*	*11/22/2011*	*11/22/2011*
Sample Depth		*(0-2) ft BGS*	*(0-2) ft BGS*	*(0-2) ft BGS*	*(0-2) ft BGS*	*(0-2) ft BGS*	*(0-2) ft BGS*
Sample Type	*Units*						
VOCs (Continued)							
Toluene	mg/kg	-	-	-	-	-	-
1,2,4-Trichlorobenzene	mg/kg	-	-	-	-	-	-
Trichloroethane	mg/kg	-	-	-	-	-	-
1,1,1-Trichloroethane	mg/kg	-	-	-	-	-	-
1,1,2-Trichloroethane	mg/kg	-	-	-	-	-	-
Trichloroethene	mg/kg	-	-	-	-	-	-
Trichlorofluoromethane (CFC-11)	mg/kg	-	-	-	-	-	-
Trifluorotrichloroethane (Freon 113)	mg/kg	-	-	-	-	-	-
Vinyl acetate	mg/kg	-	-	-	-	-	-
Vinyl chloride	mg/kg	-	-	-	-	-	-
Xylenes (total)	mg/kg	-	-	-	-	-	-
Semi-Volatile Organic Compounds (SVOCs)							
Acenaphthene	mg/kg	-	-	-	-	-	-
Acenaphthylene	mg/kg	-	-	-	-	-	-
Acetophenone	mg/kg	-	-	-	-	-	-
Anthracene	mg/kg	-	-	-	-	-	-
Atrazine	mg/kg	-	-	-	-	-	-
Benzaldehyde	mg/kg	-	-	-	-	-	-
Benzo(a)anthracene	mg/kg	-	-	-	-	-	-
Benzo(a)pyrene	mg/kg	-	-	-	-	-	-
Benzo(b)fluoranthene	mg/kg	-	-	-	-	-	-
Benzo(g,h,i)perylene	mg/kg	-	-	-	-	-	-
Benzo(k)fluoranthene	mg/kg	-	-	-	-	-	-
Benzoic acid	mg/kg	-	-	-	-	-	-
Biphenyl (1,1-Biphenyl)	mg/kg	-	-	-	-	-	-
4-Bromophenyl phenyl ether	mg/kg	-	-	-	-	-	-
Butyl benzylphthalate (BBP)	mg/kg	-	-	-	-	-	-
Caprolactam	mg/kg	-	-	-	-	-	-
Carbazole	mg/kg	-	-	-	-	-	-
4-Chloro-3-methylphenol	mg/kg	-	-	-	-	-	-
4-Chloroaniline	mg/kg	-	-	-	-	-	-
bis(2-Chloroethoxy)methane	mg/kg	-	-	-	-	-	-
bis(2-Chloroethyl)ether	mg/kg	-	-	-	-	-	-
2-Chloronaphthalene	mg/kg	-	-	-	-	-	-
2-Chlorophenol	mg/kg	-	-	-	-	-	-
4-Chlorophenyl phenyl ether	mg/kg	-	-	-	-	-	-
Chrysene	mg/kg	-	-	-	-	-	-
Dibenz(a,h)anthracene	mg/kg	-	-	-	-	-	-
Dibenzofuran	mg/kg	-	-	-	-	-	-
1,2-Dichlorobenzene	mg/kg	-	-	-	-	-	-
1,3-Dichlorobenzene	mg/kg	-	-	-	-	-	-
1,4-Dichlorobenzene	mg/kg	-	-	-	-	-	-
3,3'-Dichlorobenzidine	mg/kg	-	-	-	-	-	-
2,4-Dichlorophenol	mg/kg	-	-	-	-	-	-
Diethyl phthalate	mg/kg	-	-	-	-	-	-

APPENDIX G.1

SOIL QUALITY DATA
RFI REPORT
FORMER MANUAL TRANSMISSIONS OF MUNCIE FACILITY
MUNCIE, INDIANA

AOI		*AOI 16*	*AOI 16*	*AOI 16*	*AOI 16*	*AOI 16*	*AOI 16*
Sample Location		*BH44-11*	*BH45-11*	*BH46-11*	*BH47-11*	*BH49-11*	*BH50-11*
Sample Identification		*S-017324-112211-TP-070*	*S-017324-112211-TP-067*	*S-017324-112211-TP-064*	*S-017324-112211-TP-061*	*S-017324-112211-TP-058*	*S-017324-112211-TP-054*
Sample Date		*11/22/2011*	*11/22/2011*	*11/22/2011*	*11/22/2011*	*11/22/2011*	*11/22/2011*
Sample Depth		*(0-2) ft BGS*	*(0-2) ft BGS*	*(0-2) ft BGS*	*(0-2) ft BGS*	*(0-2) ft BGS*	*(0-2) ft BGS*
Sample Type	*Units*						
SVOCs (Continued)							
Dimethyl phthalate	mg/kg	-	-	-	-	-	-
2,4-Dimethylphenol	mg/kg	-	-	-	-	-	-
Di-n-butylphthalate (DBP)	mg/kg	-	-	-	-	-	-
4,6-Dinitro-2-methylphenol	mg/kg	-	-	-	-	-	-
2,4-Dinitrophenol	mg/kg	-	-	-	-	-	-
2,4-Dinitrotoluene	mg/kg	-	-	-	-	-	-
2,6-Dinitrotoluene	mg/kg	-	-	-	-	-	-
Di-n-octyl phthalate (DnOP)	mg/kg	-	-	-	-	-	-
bis(2-Ethylhexyl)phthalate (DEHP)	mg/kg	-	-	-	-	-	-
Fluoranthene	mg/kg	-	-	-	-	-	-
Fluorene	mg/kg	-	-	-	-	-	-
Hexachlorobenzene	mg/kg	-	-	-	-	-	-
Hexachlorobutadiene	mg/kg	-	-	-	-	-	-
Hexachlorocyclopentadiene	mg/kg	-	-	-	-	-	-
Hexachloroethane	mg/kg	-	-	-	-	-	-
Indeno(1,2,3-cd)pyrene	mg/kg	-	-	-	-	-	-
Isophorone	mg/kg	-	-	-	-	-	-
2-Methylnaphthalene	mg/kg	-	-	-	-	-	-
2-Methylphenol	mg/kg	-	-	-	-	-	-
3&4-Methylphenol	mg/kg	-	-	-	-	-	-
4-Methylphenol	mg/kg	-	-	-	-	-	-
Naphthalene	mg/kg	-	-	-	-	-	-
2-Nitroaniline	mg/kg	-	-	-	-	-	-
3-Nitroaniline	mg/kg	-	-	-	-	-	-
4-Nitroaniline	mg/kg	-	-	-	-	-	-
Nitrobenzene	mg/kg	-	-	-	-	-	-
2-Nitrophenol	mg/kg	-	-	-	-	-	-
4-Nitrophenol	mg/kg	-	-	-	-	-	-
N-Nitrosodi-n-propylamine	mg/kg	-	-	-	-	-	-
N-Nitrosodiphenylamine	mg/kg	-	-	-	-	-	-
N-Nitrosodimethylamine	mg/kg	-	-	-	-	-	-
2,2'-Oxybis(1-chloropropane)	mg/kg	-	-	-	-	-	-
Pentachlorophenol	mg/kg	-	-	-	-	-	-
Phenanthrene	mg/kg	-	-	-	-	-	-
Phenol	mg/kg	-	-	-	-	-	-
Pyrene	mg/kg	-	-	-	-	-	-
1,2,4-Trichlorobenzene	mg/kg	-	-	-	-	-	-
2,4,5-Trichlorophenol	mg/kg	-	-	-	-	-	-
2,4,6-Trichlorophenol	mg/kg	-	-	-	-	-	-

APPENDIX G.1

SOIL QUALITY DATA
RFI REPORT
FORMER MANUAL TRANSMISSIONS OF MUNCIE FACILITY
MUNCIE, INDIANA

AOI		*AOI 16*	*AOI 16*	*AOI 16*	*AOI 16*	*AOI 16*	*AOI 16*
Sample Location		*BH44-11*	*BH45-11*	*BH46-11*	*BH47-11*	*BH49-11*	*BH50-11*
Sample Identification		*S-017324-112211-TP-070*	*S-017324-112211-TP-067*	*S-017324-112211-TP-064*	*S-017324-112211-TP-061*	*S-017324-112211-TP-058*	*S-017324-112211-TP-054*
Sample Date		*11/22/2011*	*11/22/2011*	*11/22/2011*	*11/22/2011*	*11/22/2011*	*11/22/2011*
Sample Depth		*(0-2) ft BGS*	*(0-2) ft BGS*	*(0-2) ft BGS*	*(0-2) ft BGS*	*(0-2) ft BGS*	*(0-2) ft BGS*
Sample Type	*Units*						
Polychlorinated Biphenyls (PCBs)							
Aroclor-1016 (PCB-1016)	mg/kg	-	-	-	-	-	-
Aroclor-1221 (PCB-1221)	mg/kg	-	-	-	-	-	-
Aroclor-1232 (PCB-1232)	mg/kg	-	-	-	-	-	-
Aroclor-1242 (PCB-1242)	mg/kg	-	-	-	-	-	-
Aroclor-1248 (PCB-1248)	mg/kg	-	-	-	-	-	-
Aroclor-1254 (PCB-1254)	mg/kg	-	-	-	-	-	-
Aroclor-1260 (PCB-1260)	mg/kg	-	-	-	-	-	-
Total PCBs	mg/kg	-	-	-	-	-	-
Total Petroleum Hydrocarbons (TPH)							
Total Petroleum Hydrocarbons - Diesel	mg/kg	-	-	-	-	-	-
Total Petroleum Hydrocarbons - Gas	mg/kg	-	-	-	-	-	-
Total Petroleum Hydrocarbons - Oil	mg/kg	-	-	-	-	-	-
Total Petroleum Hydrocarbons	mg/kg	-	-	-	-	-	-
Total Petroleum Hydrocarbons - Purgeable (GRO)	mg/kg	-	-	-	-	-	-
Total Petroleum Hydrocarbons (C10-C20)	mg/kg	-	-	-	-	-	-
Total Petroleum Hydrocarbons (C20-C34)	mg/kg	-	-	-	-	-	-
Total Petroleum Hydrocarbons (C6-C10) GRO	mg/kg	-	-	-	-	-	-
Metals							
Aluminum	mg/kg	-	-	-	-	-	-
Antimony	mg/kg	-	-	-	-	-	-
Arsenic	mg/kg	-	-	-	-	-	-
Barium	mg/kg	-	-	-	-	-	-
Beryllium	mg/kg	-	-	-	-	-	-
Cadmium	mg/kg	-	-	-	-	-	-
Calcium	mg/kg	-	-	-	-	-	-
Chromium	mg/kg	-	-	-	-	-	-
Chromium VI (hexavalent)	mg/kg	-	-	-	-	-	-
Cobalt	mg/kg	-	-	-	-	-	-
Copper	mg/kg	-	-	-	-	-	-
Iron	mg/kg	-	-	-	-	-	-
Lead	mg/kg	**340**[a]	11	**290**[a]	17	18	170
Magnesium	mg/kg	-	-	-	-	-	-
Manganese	mg/kg	-	-	-	-	-	-
Mercury	mg/kg	-	-	-	-	-	-
Nickel	mg/kg	-	-	-	-	-	-
Potassium	mg/kg	-	-	-	-	-	-
Selenium	mg/kg	-	-	-	-	-	-
Silver	mg/kg	-	-	-	-	-	-
Sodium	mg/kg	-	-	-	-	-	-
Thallium	mg/kg	-	-	-	-	-	-
Vanadium	mg/kg	-	-	-	-	-	-
Zinc	mg/kg	-	-	-	-	-	-

APPENDIX G.1

SOIL QUALITY DATA
RFI REPORT
FORMER MANUAL TRANSMISSIONS OF MUNCIE FACILITY
MUNCIE, INDIANA

AOI		*AOI 16*	*AOI 16*	*AOI 16*	*AOI 16*	*AOI 16*	*AOI 16*
Sample Location		*BH44-11*	*BH45-11*	*BH46-11*	*BH47-11*	*BH49-11*	*BH50-11*
Sample Identification		*S-017324-112211-TP-070*	*S-017324-112211-TP-067*	*S-017324-112211-TP-064*	*S-017324-112211-TP-061*	*S-017324-112211-TP-058*	*S-017324-112211-TP-054*
Sample Date		*11/22/2011*	*11/22/2011*	*11/22/2011*	*11/22/2011*	*11/22/2011*	*11/22/2011*
Sample Depth		*(0-2) ft BGS*	*(0-2) ft BGS*	*(0-2) ft BGS*	*(0-2) ft BGS*	*(0-2) ft BGS*	*(0-2) ft BGS*
Sample Type	*Units*						
General Chemistry							
Carbonate (as CaCO3)	mg/kg	-	-	-	-	-	-
Chloride	mg/kg	-	-	-	-	-	-
Chloride	s.u.	-	-	-	-	-	-
Cyanide (total)	mg/kg	-	-	-	-	-	-
N-Hexane extractable material	mg/kg	-	-	-	-	-	-
Percent moisture	%	-	-	-	-	-	-
pH	s.u.	-	-	-	-	-	-
Saturated aliphatic hydrocarbons	mg/kg	-	-	-	-	-	-
Sulfate	mg/kg	-	-	-	-	-	-
Total solids	%	-	-	-	-	-	-

Notes
mg/kg - Milligrams per kilogram
"-" - No value
U - Not detected at the associated reporting limit
J - Estimated concentration
UJ - Not detected; associated reporting limit is estimated
R - Rejected
s.u. - Standard units
nc - No criteria
ND - Non Detect (calculation)
BOLD[abc] Concentration exceeds associated screening level
IDEM Appendix A: Screening Levels Remedation Closure Guide - March 25, 2014
a - Exceeds IDEM residential migration to ground water screening levels
b - Exceeds IDEM commercial/industrial direct contact screening levels
c - Exceeds IDEM excavation direct contact screening levels

APPENDIX G.1

SOIL QUALITY DATA
RFI REPORT
FORMER MANUAL TRANSMISSIONS OF MUNCIE FACILITY
MUNCIE, INDIANA

AOI		*AOI 16*	*AOI 16*	*AOI 16*	*AOI 16*	*AOI 16*	*AOI 16*
Sample Location		*BH44-11*	*BH45-11*	*BH46-11*	*BH47-11*	*BH49-11*	*BH50-11*
Sample Identification		*S-017324-112211-TP-071*	*S-017324-112211-TP-068*	*S-017324-112211-TP-065*	*S-017324-112211-TP-062*	*S-017324-112211-TP-059*	*S-017324-112211-TP-055*
Sample Date		*11/22/2011*	*11/22/2011*	*11/22/2011*	*11/22/2011*	*11/22/2011*	*11/22/2011*
Sample Depth		*(2-4) ft BGS*	*(2-4) ft BGS*	*(2-4) ft BGS*	*(2-4) ft BGS*	*(2-4) ft BGS*	*(2-4) ft BGS*
Sample Type	*Units*						
Volatile Organic Compounds (VOCs)							
Acetone	mg/kg	-	-	-	-	-	-
Benzene	mg/kg	-	-	-	-	-	-
Benzyl alcohol	mg/kg	-	-	-	-	-	-
Bromodichloromethane	mg/kg	-	-	-	-	-	-
Bromoform	mg/kg	-	-	-	-	-	-
Bromomethane (Methyl bromide)	mg/kg	-	-	-	-	-	-
2-Butanone (Methyl ethyl ketone) (MEK)	mg/kg	-	-	-	-	-	-
Carbon disulfide	mg/kg	-	-	-	-	-	-
Carbon tetrachloride	mg/kg	-	-	-	-	-	-
4-Chloroaniline	mg/kg	-	-	-	-	-	-
Chlorobenzene	mg/kg	-	-	-	-	-	-
Chloroethane	mg/kg	-	-	-	-	-	-
2-Chloroethyl vinyl ether	mg/kg	-	-	-	-	-	-
Chloroform (Trichloromethane)	mg/kg	-	-	-	-	-	-
Chloromethane (Methyl chloride)	mg/kg	-	-	-	-	-	-
Cyclohexane	mg/kg	-	-	-	-	-	-
Dibenzofuran	mg/kg	-	-	-	-	-	-
1,2-Dibromo-3-chloropropane (DBCP)	mg/kg	-	-	-	-	-	-
Dibromochloromethane	mg/kg	-	-	-	-	-	-
1,2-Dibromoethane (Ethylene dibromide)	mg/kg	-	-	-	-	-	-
1,2-Dichlorobenzene	mg/kg	-	-	-	-	-	-
1,3-Dichlorobenzene	mg/kg	-	-	-	-	-	-
1,4-Dichlorobenzene	mg/kg	-	-	-	-	-	-
Dichlorodifluoromethane (CFC-12)	mg/kg	-	-	-	-	-	-
Dichloroethane	mg/kg	-	-	-	-	-	-
1,1-Dichloroethane	mg/kg	-	-	-	-	-	-
1,2-Dichloroethane	mg/kg	-	-	-	-	-	-
Dichloroethene	mg/kg	-	-	-	-	-	-
1,2-Dichloroethene (total)	mg/kg	-	-	-	-	-	-
1,1-Dichloroethene	mg/kg	-	-	-	-	-	-
cis-1,2-Dichloroethene	mg/kg	-	-	-	-	-	-
trans-1,2-Dichloroethene	mg/kg	-	-	-	-	-	-
1,2-Dichloropropane	mg/kg	-	-	-	-	-	-
cis-1,3-Dichloropropene	mg/kg	-	-	-	-	-	-
trans-1,3-Dichloropropene	mg/kg	-	-	-	-	-	-
Ethylbenzene	mg/kg	-	-	-	-	-	-
2-Hexanone	mg/kg	-	-	-	-	-	-
Isopropyl benzene	mg/kg	-	-	-	-	-	-
Methyl acetate	mg/kg	-	-	-	-	-	-
Methyl cyclohexane	mg/kg	-	-	-	-	-	-
Methyl tert butyl ether (MTBE)	mg/kg	-	-	-	-	-	-
4-Methyl-2-pentanone (MIBK)	mg/kg	-	-	-	-	-	-
Methylene chloride	mg/kg	-	-	-	-	-	-
Styrene	mg/kg	-	-	-	-	-	-
1,1,2,2-Tetrachloroethane	mg/kg	-	-	-	-	-	-
Tetrachloroethene	mg/kg	-	-	-	-	-	-

APPENDIX G.1

SOIL QUALITY DATA
RFI REPORT
FORMER MANUAL TRANSMISSIONS OF MUNCIE FACILITY
MUNCIE, INDIANA

AOI		*AOI 16*	*AOI 16*	*AOI 16*	*AOI 16*	*AOI 16*	*AOI 16*
Sample Location		*BH44-11*	*BH45-11*	*BH46-11*	*BH47-11*	*BH49-11*	*BH50-11*
Sample Identification		*S-017324-112211-TP-071*	*S-017324-112211-TP-068*	*S-017324-112211-TP-065*	*S-017324-112211-TP-062*	*S-017324-112211-TP-059*	*S-017324-112211-TP-055*
Sample Date		*11/22/2011*	*11/22/2011*	*11/22/2011*	*11/22/2011*	*11/22/2011*	*11/22/2011*
Sample Depth		*(2-4) ft BGS*	*(2-4) ft BGS*	*(2-4) ft BGS*	*(2-4) ft BGS*	*(2-4) ft BGS*	*(2-4) ft BGS*
Sample Type	*Units*						
VOCs (Continued)							
Toluene	mg/kg	-	-	-	-	-	-
1,2,4-Trichlorobenzene	mg/kg	-	-	-	-	-	-
Trichloroethane	mg/kg	-	-	-	-	-	-
1,1,1-Trichloroethane	mg/kg	-	-	-	-	-	-
1,1,2-Trichloroethane	mg/kg	-	-	-	-	-	-
Trichloroethene	mg/kg	-	-	-	-	-	-
Trichlorofluoromethane (CFC-11)	mg/kg	-	-	-	-	-	-
Trifluorotrichloroethane (Freon 113)	mg/kg	-	-	-	-	-	-
Vinyl acetate	mg/kg	-	-	-	-	-	-
Vinyl chloride	mg/kg	-	-	-	-	-	-
Xylenes (total)	mg/kg	-	-	-	-	-	-
Semi-Volatile Organic Compounds (SVOCs)							
Acenaphthene	mg/kg	-	-	-	-	-	-
Acenaphthylene	mg/kg	-	-	-	-	-	-
Acetophenone	mg/kg	-	-	-	-	-	-
Anthracene	mg/kg	-	-	-	-	-	-
Atrazine	mg/kg	-	-	-	-	-	-
Benzaldehyde	mg/kg	-	-	-	-	-	-
Benzo(a)anthracene	mg/kg	-	-	-	-	-	-
Benzo(a)pyrene	mg/kg	-	-	-	-	-	-
Benzo(b)fluoranthene	mg/kg	-	-	-	-	-	-
Benzo(g,h,i)perylene	mg/kg	-	-	-	-	-	-
Benzo(k)fluoranthene	mg/kg	-	-	-	-	-	-
Benzoic acid	mg/kg	-	-	-	-	-	-
Biphenyl (1,1-Biphenyl)	mg/kg	-	-	-	-	-	-
4-Bromophenyl phenyl ether	mg/kg	-	-	-	-	-	-
Butyl benzylphthalate (BBP)	mg/kg	-	-	-	-	-	-
Caprolactam	mg/kg	-	-	-	-	-	-
Carbazole	mg/kg	-	-	-	-	-	-
4-Chloro-3-methylphenol	mg/kg	-	-	-	-	-	-
4-Chloroaniline	mg/kg	-	-	-	-	-	-
bis(2-Chloroethoxy)methane	mg/kg	-	-	-	-	-	-
bis(2-Chloroethyl)ether	mg/kg	-	-	-	-	-	-
2-Chloronaphthalene	mg/kg	-	-	-	-	-	-
2-Chlorophenol	mg/kg	-	-	-	-	-	-
4-Chlorophenyl phenyl ether	mg/kg	-	-	-	-	-	-
Chrysene	mg/kg	-	-	-	-	-	-
Dibenz(a,h)anthracene	mg/kg	-	-	-	-	-	-
Dibenzofuran	mg/kg	-	-	-	-	-	-
1,2-Dichlorobenzene	mg/kg	-	-	-	-	-	-
1,3-Dichlorobenzene	mg/kg	-	-	-	-	-	-
1,4-Dichlorobenzene	mg/kg	-	-	-	-	-	-
3,3'-Dichlorobenzidine	mg/kg	-	-	-	-	-	-
2,4-Dichlorophenol	mg/kg	-	-	-	-	-	-
Diethyl phthalate	mg/kg	-	-	-	-	-	-

APPENDIX G.1

SOIL QUALITY DATA
RFI REPORT
FORMER MANUAL TRANSMISSIONS OF MUNCIE FACILITY
MUNCIE, INDIANA

AOI		*AOI 16*	*AOI 16*	*AOI 16*	*AOI 16*	*AOI 16*	*AOI 16*
Sample Location		*BH44-11*	*BH45-11*	*BH46-11*	*BH47-11*	*BH49-11*	*BH50-11*
Sample Identification		*S-017324-112211-TP-071*	*S-017324-112211-TP-068*	*S-017324-112211-TP-065*	*S-017324-112211-TP-062*	*S-017324-112211-TP-059*	*S-017324-112211-TP-055*
Sample Date		*11/22/2011*	*11/22/2011*	*11/22/2011*	*11/22/2011*	*11/22/2011*	*11/22/2011*
Sample Depth		*(2-4) ft BGS*	*(2-4) ft BGS*	*(2-4) ft BGS*	*(2-4) ft BGS*	*(2-4) ft BGS*	*(2-4) ft BGS*
Sample Type	*Units*						
SVOCs (Continued)							
Dimethyl phthalate	mg/kg	-	-	-	-	-	-
2,4-Dimethylphenol	mg/kg	-	-	-	-	-	-
Di-n-butylphthalate (DBP)	mg/kg	-	-	-	-	-	-
4,6-Dinitro-2-methylphenol	mg/kg	-	-	-	-	-	-
2,4-Dinitrophenol	mg/kg	-	-	-	-	-	-
2,4-Dinitrotoluene	mg/kg	-	-	-	-	-	-
2,6-Dinitrotoluene	mg/kg	-	-	-	-	-	-
Di-n-octyl phthalate (DnOP)	mg/kg	-	-	-	-	-	-
bis(2-Ethylhexyl)phthalate (DEHP)	mg/kg	-	-	-	-	-	-
Fluoranthene	mg/kg	-	-	-	-	-	-
Fluorene	mg/kg	-	-	-	-	-	-
Hexachlorobenzene	mg/kg	-	-	-	-	-	-
Hexachlorobutadiene	mg/kg	-	-	-	-	-	-
Hexachlorocyclopentadiene	mg/kg	-	-	-	-	-	-
Hexachloroethane	mg/kg	-	-	-	-	-	-
Indeno(1,2,3-cd)pyrene	mg/kg	-	-	-	-	-	-
Isophorone	mg/kg	-	-	-	-	-	-
2-Methylnaphthalene	mg/kg	-	-	-	-	-	-
2-Methylphenol	mg/kg	-	-	-	-	-	-
3&4-Methylphenol	mg/kg	-	-	-	-	-	-
4-Methylphenol	mg/kg	-	-	-	-	-	-
Naphthalene	mg/kg	-	-	-	-	-	-
2-Nitroaniline	mg/kg	-	-	-	-	-	-
3-Nitroaniline	mg/kg	-	-	-	-	-	-
4-Nitroaniline	mg/kg	-	-	-	-	-	-
Nitrobenzene	mg/kg	-	-	-	-	-	-
2-Nitrophenol	mg/kg	-	-	-	-	-	-
4-Nitrophenol	mg/kg	-	-	-	-	-	-
N-Nitrosodi-n-propylamine	mg/kg	-	-	-	-	-	-
N-Nitrosodiphenylamine	mg/kg	-	-	-	-	-	-
N-Nitrosodimethylamine	mg/kg	-	-	-	-	-	-
2,2'-Oxybis(1-chloropropane)	mg/kg	-	-	-	-	-	-
Pentachlorophenol	mg/kg	-	-	-	-	-	-
Phenanthrene	mg/kg	-	-	-	-	-	-
Phenol	mg/kg	-	-	-	-	-	-
Pyrene	mg/kg	-	-	-	-	-	-
1,2,4-Trichlorobenzene	mg/kg	-	-	-	-	-	-
2,4,5-Trichlorophenol	mg/kg	-	-	-	-	-	-
2,4,6-Trichlorophenol	mg/kg	-	-	-	-	-	-

APPENDIX G.1

SOIL QUALITY DATA
RFI REPORT
FORMER MANUAL TRANSMISSIONS OF MUNCIE FACILITY
MUNCIE, INDIANA

AOI		*AOI 16*	*AOI 16*	*AOI 16*	*AOI 16*	*AOI 16*	*AOI 16*
Sample Location		*BH44-11*	*BH45-11*	*BH46-11*	*BH47-11*	*BH49-11*	*BH50-11*
Sample Identification		*S-017324-112211-TP-071*	*S-017324-112211-TP-068*	*S-017324-112211-TP-065*	*S-017324-112211-TP-062*	*S-017324-112211-TP-059*	*S-017324-112211-TP-055*
Sample Date		*11/22/2011*	*11/22/2011*	*11/22/2011*	*11/22/2011*	*11/22/2011*	*11/22/2011*
Sample Depth		*(2-4) ft BGS*	*(2-4) ft BGS*	*(2-4) ft BGS*	*(2-4) ft BGS*	*(2-4) ft BGS*	*(2-4) ft BGS*
Sample Type	*Units*						
Polychlorinated Biphenyls (PCBs)							
Aroclor-1016 (PCB-1016)	mg/kg	-	-	-	-	-	-
Aroclor-1221 (PCB-1221)	mg/kg	-	-	-	-	-	-
Aroclor-1232 (PCB-1232)	mg/kg	-	-	-	-	-	-
Aroclor-1242 (PCB-1242)	mg/kg	-	-	-	-	-	-
Aroclor-1248 (PCB-1248)	mg/kg	-	-	-	-	-	-
Aroclor-1254 (PCB-1254)	mg/kg	-	-	-	-	-	-
Aroclor-1260 (PCB-1260)	mg/kg	-	-	-	-	-	-
Total PCBs	mg/kg	-	-	-	-	-	-
Total Petroleum Hydrocarbons (TPH)							
Total Petroleum Hydrocarbons - Diesel	mg/kg	-	-	-	-	-	-
Total Petroleum Hydrocarbons - Gas	mg/kg	-	-	-	-	-	-
Total Petroleum Hydrocarbons - Oil	mg/kg	-	-	-	-	-	-
Total Petroleum Hydrocarbons	mg/kg	-	-	-	-	-	-
Total Petroleum Hydrocarbons - Purgeable (GRO)	mg/kg	-	-	-	-	-	-
Total Petroleum Hydrocarbons (C10-C20)	mg/kg	-	-	-	-	-	-
Total Petroleum Hydrocarbons (C20-C34)	mg/kg	-	-	-	-	-	-
Total Petroleum Hydrocarbons (C6-C10) GRO	mg/kg	-	-	-	-	-	-
Metals							
Aluminum	mg/kg	10000	-	-	-	-	-
Antimony	mg/kg	3.0	-	-	-	-	-
Arsenic	mg/kg	**11**[a]	-	-	-	-	-
Barium	mg/kg	120	-	-	-	-	-
Beryllium	mg/kg	0.74	-	-	-	-	-
Cadmium	mg/kg	0.62	-	-	-	-	-
Calcium	mg/kg	35000	-	-	-	-	-
Chromium	mg/kg	15	-	-	-	-	-
Chromium VI (hexavalent)	mg/kg	-	-	-	-	-	-
Cobalt	mg/kg	**7.4**[a]	-	-	-	-	-
Copper	mg/kg	25	-	-	-	-	-
Iron	mg/kg	**17000**[a]	-	-	-	-	-
Lead	mg/kg	**1100**[abc]	17	27	14	9.9	9.5
Magnesium	mg/kg	17000	-	-	-	-	-
Manganese	mg/kg	320	-	-	-	-	-
Mercury	mg/kg	0.052 J	-	-	-	-	-
Nickel	mg/kg	21	-	-	-	-	-
Potassium	mg/kg	1200	-	-	-	-	-
Selenium	mg/kg	0.85	-	-	-	-	-
Silver	mg/kg	0.57 U	-	-	-	-	-
Sodium	mg/kg	150 J	-	-	-	-	-
Thallium	mg/kg	1.1 U	-	-	-	-	-
Vanadium	mg/kg	25	-	-	-	-	-
Zinc	mg/kg	220	-	-	-	-	-

APPENDIX G.1

SOIL QUALITY DATA
RFI REPORT
FORMER MANUAL TRANSMISSIONS OF MUNCIE FACILITY
MUNCIE, INDIANA

AOI		***AOI 16***	***AOI 16***	***AOI 16***	***AOI 16***	***AOI 16***	***AOI 16***
Sample Location		***BH44-11***	***BH45-11***	***BH46-11***	***BH47-11***	***BH49-11***	***BH50-11***
Sample Identification		***S-017324-112211-TP-071***	***S-017324-112211-TP-068***	***S-017324-112211-TP-065***	***S-017324-112211-TP-062***	***S-017324-112211-TP-059***	***S-017324-112211-TP-055***
Sample Date		***11/22/2011***	***11/22/2011***	***11/22/2011***	***11/22/2011***	***11/22/2011***	***11/22/2011***
Sample Depth		***(2-4) ft BGS***	***(2-4) ft BGS***	***(2-4) ft BGS***	***(2-4) ft BGS***	***(2-4) ft BGS***	***(2-4) ft BGS***
Sample Type	***Units***						
General Chemistry							
Carbonate (as CaCO3)	mg/kg	-	-	-	-	-	-
Chloride	mg/kg	-	-	-	-	-	-
Chloride	s.u.	-	-	-	-	-	-
Cyanide (total)	mg/kg	-	-	-	-	-	-
N-Hexane extractable material	mg/kg	-	-	-	-	-	-
Percent moisture	%	-	-	-	-	-	-
pH	s.u.	-	-	-	-	-	-
Saturated aliphatic hydrocarbons	mg/kg	-	-	-	-	-	-
Sulfate	mg/kg	-	-	-	-	-	-
Total solids	%	-	-	-	-	-	-

Notes
mg/kg - Milligrams per kilogram
"-" - No value
U - Not detected at the associated reporting limit
J - Estimated concentration
UJ - Not detected; associated reporting limit is estimated
R - Rejected
s.u. - Standard units
nc - No criteria
ND - Non Detect (calculation)
BOLD[abc] Concentration exceeds associated screening level
IDEM Appendix A: Screening Levels Remedation Closure Guide - March 25, 2014
a - Exceeds IDEM residential migration to ground water screening levels
b - Exceeds IDEM commercial/industrial direct contact screening levels
c - Exceeds IDEM excavation direct contact screening levels

APPENDIX G.1

SOIL QUALITY DATA
RFI REPORT
FORMER MANUAL TRANSMISSIONS OF MUNCIE FACILITY
MUNCIE, INDIANA

AOI		*AOI 16*	*AOI 16*	*AOI 16*	*AOI 16*	*AOI 16*	*AOI 16*	*AOI 16*
Sample Location		*BH50-11*	*BH44-11*	*BH2-13*	*BH3-13*	*BH4-13*	*BH2-13*	*BH5-13*
Sample Identification		*S-017324-112211-TP-056*	*S-017324-112211-TP-072*	*S-021113-SM-001*	*S-021113-SM-007*	*S-021113-SM-004*	*S-021113-SM-002*	*S-021113-SM-010*
Sample Date		*11/22/2011*	*11/22/2011*	*2/11/2013*	*2/11/2013*	*2/11/2013*	*2/11/2013*	*2/11/2013*
Sample Depth		*(2-4) ft BGS*	*(18-20) ft BGS*	*(0-2.5) ft BGS*	*(0-2.5) ft BGS*	*(0-2.5) ft BGS*	*(2.5-5) ft BGS*	*(5-7.5) ft BGS*
Sample Type	*Units*	*Duplicate*						
Volatile Organic Compounds (VOCs)								
Acetone	mg/kg	-	-	-	-	-	-	-
Benzene	mg/kg	-	-	-	-	-	-	-
Benzyl alcohol	mg/kg	-	-	-	-	-	-	-
Bromodichloromethane	mg/kg	-	-	-	-	-	-	-
Bromoform	mg/kg	-	-	-	-	-	-	-
Bromomethane (Methyl bromide)	mg/kg	-	-	-	-	-	-	-
2-Butanone (Methyl ethyl ketone) (MEK)	mg/kg	-	-	-	-	-	-	-
Carbon disulfide	mg/kg	-	-	-	-	-	-	-
Carbon tetrachloride	mg/kg	-	-	-	-	-	-	-
4-Chloroaniline	mg/kg	-	-	-	-	-	-	-
Chlorobenzene	mg/kg	-	-	-	-	-	-	-
Chloroethane	mg/kg	-	-	-	-	-	-	-
2-Chloroethyl vinyl ether	mg/kg	-	-	-	-	-	-	-
Chloroform (Trichloromethane)	mg/kg	-	-	-	-	-	-	-
Chloromethane (Methyl chloride)	mg/kg	-	-	-	-	-	-	-
Cyclohexane	mg/kg	-	-	-	-	-	-	-
Dibenzofuran	mg/kg	-	-	-	-	-	-	-
1,2-Dibromo-3-chloropropane (DBCP)	mg/kg	-	-	-	-	-	-	-
Dibromochloromethane	mg/kg	-	-	-	-	-	-	-
1,2-Dibromoethane (Ethylene dibromide)	mg/kg	-	-	-	-	-	-	-
1,2-Dichlorobenzene	mg/kg	-	-	-	-	-	-	-
1,3-Dichlorobenzene	mg/kg	-	-	-	-	-	-	-
1,4-Dichlorobenzene	mg/kg	-	-	-	-	-	-	-
Dichlorodifluoromethane (CFC-12)	mg/kg	-	-	-	-	-	-	-
Dichloroethane	mg/kg	-	-	-	-	-	-	-
1,1-Dichloroethane	mg/kg	-	-	-	-	-	-	-
1,2-Dichloroethane	mg/kg	-	-	-	-	-	-	-
Dichloroethene	mg/kg	-	-	-	-	-	-	-
1,2-Dichloroethene (total)	mg/kg	-	-	-	-	-	-	-
1,1-Dichloroethene	mg/kg	-	-	-	-	-	-	-
cis-1,2-Dichloroethene	mg/kg	-	-	-	-	-	-	-
trans-1,2-Dichloroethene	mg/kg	-	-	-	-	-	-	-
1,2-Dichloropropane	mg/kg	-	-	-	-	-	-	-
cis-1,3-Dichloropropene	mg/kg	-	-	-	-	-	-	-
trans-1,3-Dichloropropene	mg/kg	-	-	-	-	-	-	-
Ethylbenzene	mg/kg	-	-	-	-	-	-	-
2-Hexanone	mg/kg	-	-	-	-	-	-	-
Isopropyl benzene	mg/kg	-	-	-	-	-	-	-
Methyl acetate	mg/kg	-	-	-	-	-	-	-
Methyl cyclohexane	mg/kg	-	-	-	-	-	-	-
Methyl tert butyl ether (MTBE)	mg/kg	-	-	-	-	-	-	-
4-Methyl-2-pentanone (MIBK)	mg/kg	-	-	-	-	-	-	-
Methylene chloride	mg/kg	-	-	-	-	-	-	-
Styrene	mg/kg	-	-	-	-	-	-	-
1,1,2,2-Tetrachloroethane	mg/kg	-	-	-	-	-	-	-
Tetrachloroethene	mg/kg	-	-	-	-	-	-	-

APPENDIX G.1

SOIL QUALITY DATA
RFI REPORT
FORMER MANUAL TRANSMISSIONS OF MUNCIE FACILITY
MUNCIE, INDIANA

AOI		*AOI 16*	*AOI 16*	*AOI 16*	*AOI 16*	*AOI 16*	*AOI 16*	*AOI 16*
Sample Location		*BH50-11*	*BH44-11*	*BH2-13*	*BH3-13*	*BH4-13*	*BH2-13*	*BH5-13*
Sample Identification		*S-017324-112211-TP-056*	*S-017324-112211-TP-072*	*S-021113-SM-001*	*S-021113-SM-007*	*S-021113-SM-004*	*S-021113-SM-002*	*S-021113-SM-010*
Sample Date		*11/22/2011*	*11/22/2011*	*2/11/2013*	*2/11/2013*	*2/11/2013*	*2/11/2013*	*2/11/2013*
Sample Depth		*(2-4) ft BGS*	*(18-20) ft BGS*	*(0-2.5) ft BGS*	*(0-2.5) ft BGS*	*(0-2.5) ft BGS*	*(2.5-5) ft BGS*	*(5-7.5) ft BGS*
Sample Type	*Units*	*Duplicate*						
VOCs (Continued)								
Toluene	mg/kg	-	-	-	-	-	-	-
1,2,4-Trichlorobenzene	mg/kg	-	-	-	-	-	-	-
Trichloroethane	mg/kg	-	-	-	-	-	-	-
1,1,1-Trichloroethane	mg/kg	-	-	-	-	-	-	-
1,1,2-Trichloroethane	mg/kg	-	-	-	-	-	-	-
Trichloroethene	mg/kg	-	-	-	-	-	-	-
Trichlorofluoromethane (CFC-11)	mg/kg	-	-	-	-	-	-	-
Trifluorotrichloroethane (Freon 113)	mg/kg	-	-	-	-	-	-	-
Vinyl acetate	mg/kg	-	-	-	-	-	-	-
Vinyl chloride	mg/kg	-	-	-	-	-	-	-
Xylenes (total)	mg/kg	-	-	-	-	-	-	-
Semi-Volatile Organic Compounds (SVOCs)								
Acenaphthene	mg/kg	-	-	-	-	-	-	-
Acenaphthylene	mg/kg	-	-	-	-	-	-	-
Acetophenone	mg/kg	-	-	-	-	-	-	-
Anthracene	mg/kg	-	-	-	-	-	-	-
Atrazine	mg/kg	-	-	-	-	-	-	-
Benzaldehyde	mg/kg	-	-	-	-	-	-	-
Benzo(a)anthracene	mg/kg	-	-	-	-	-	-	-
Benzo(a)pyrene	mg/kg	-	-	-	-	-	-	-
Benzo(b)fluoranthene	mg/kg	-	-	-	-	-	-	-
Benzo(g,h,i)perylene	mg/kg	-	-	-	-	-	-	-
Benzo(k)fluoranthene	mg/kg	-	-	-	-	-	-	-
Benzoic acid	mg/kg	-	-	-	-	-	-	-
Biphenyl (1,1-Biphenyl)	mg/kg	-	-	-	-	-	-	-
4-Bromophenyl phenyl ether	mg/kg	-	-	-	-	-	-	-
Butyl benzylphthalate (BBP)	mg/kg	-	-	-	-	-	-	-
Caprolactam	mg/kg	-	-	-	-	-	-	-
Carbazole	mg/kg	-	-	-	-	-	-	-
4-Chloro-3-methylphenol	mg/kg	-	-	-	-	-	-	-
4-Chloroaniline	mg/kg	-	-	-	-	-	-	-
bis(2-Chloroethoxy)methane	mg/kg	-	-	-	-	-	-	-
bis(2-Chloroethyl)ether	mg/kg	-	-	-	-	-	-	-
2-Chloronaphthalene	mg/kg	-	-	-	-	-	-	-
2-Chlorophenol	mg/kg	-	-	-	-	-	-	-
4-Chlorophenyl phenyl ether	mg/kg	-	-	-	-	-	-	-
Chrysene	mg/kg	-	-	-	-	-	-	-
Dibenz(a,h)anthracene	mg/kg	-	-	-	-	-	-	-
Dibenzofuran	mg/kg	-	-	-	-	-	-	-
1,2-Dichlorobenzene	mg/kg	-	-	-	-	-	-	-
1,3-Dichlorobenzene	mg/kg	-	-	-	-	-	-	-
1,4-Dichlorobenzene	mg/kg	-	-	-	-	-	-	-
3,3'-Dichlorobenzidine	mg/kg	-	-	-	-	-	-	-
2,4-Dichlorophenol	mg/kg	-	-	-	-	-	-	-
Diethyl phthalate	mg/kg	-	-	-	-	-	-	-

APPENDIX G.1

SOIL QUALITY DATA
RFI REPORT
FORMER MANUAL TRANSMISSIONS OF MUNCIE FACILITY
MUNCIE, INDIANA

AOI		*AOI 16*	*AOI 16*	*AOI 16*	*AOI 16*	*AOI 16*	*AOI 16*	*AOI 16*
Sample Location		*BH50-11*	*BH44-11*	*BH2-13*	*BH3-13*	*BH4-13*	*BH2-13*	*BH5-13*
Sample Identification		*S-017324-112211-TP-056*	*S-017324-112211-TP-072*	*S-021113-SM-001*	*S-021113-SM-007*	*S-021113-SM-004*	*S-021113-SM-002*	*S-021113-SM-010*
Sample Date		*11/22/2011*	*11/22/2011*	*2/11/2013*	*2/11/2013*	*2/11/2013*	*2/11/2013*	*2/11/2013*
Sample Depth		*(2-4) ft BGS*	*(18-20) ft BGS*	*(0-2.5) ft BGS*	*(0-2.5) ft BGS*	*(0-2.5) ft BGS*	*(2.5-5) ft BGS*	*(5-7.5) ft BGS*
Sample Type	*Units*	*Duplicate*						
SVOCs (Continued)								
Dimethyl phthalate	mg/kg	-	-	-	-	-	-	-
2,4-Dimethylphenol	mg/kg	-	-	-	-	-	-	-
Di-n-butylphthalate (DBP)	mg/kg	-	-	-	-	-	-	-
4,6-Dinitro-2-methylphenol	mg/kg	-	-	-	-	-	-	-
2,4-Dinitrophenol	mg/kg	-	-	-	-	-	-	-
2,4-Dinitrotoluene	mg/kg	-	-	-	-	-	-	-
2,6-Dinitrotoluene	mg/kg	-	-	-	-	-	-	-
Di-n-octyl phthalate (DnOP)	mg/kg	-	-	-	-	-	-	-
bis(2-Ethylhexyl)phthalate (DEHP)	mg/kg	-	-	-	-	-	-	-
Fluoranthene	mg/kg	-	-	-	-	-	-	-
Fluorene	mg/kg	-	-	-	-	-	-	-
Hexachlorobenzene	mg/kg	-	-	-	-	-	-	-
Hexachlorobutadiene	mg/kg	-	-	-	-	-	-	-
Hexachlorocyclopentadiene	mg/kg	-	-	-	-	-	-	-
Hexachloroethane	mg/kg	-	-	-	-	-	-	-
Indeno(1,2,3-cd)pyrene	mg/kg	-	-	-	-	-	-	-
Isophorone	mg/kg	-	-	-	-	-	-	-
2-Methylnaphthalene	mg/kg	-	-	-	-	-	-	-
2-Methylphenol	mg/kg	-	-	-	-	-	-	-
3&4-Methylphenol	mg/kg	-	-	-	-	-	-	-
4-Methylphenol	mg/kg	-	-	-	-	-	-	-
Naphthalene	mg/kg	-	-	-	-	-	-	-
2-Nitroaniline	mg/kg	-	-	-	-	-	-	-
3-Nitroaniline	mg/kg	-	-	-	-	-	-	-
4-Nitroaniline	mg/kg	-	-	-	-	-	-	-
Nitrobenzene	mg/kg	-	-	-	-	-	-	-
2-Nitrophenol	mg/kg	-	-	-	-	-	-	-
4-Nitrophenol	mg/kg	-	-	-	-	-	-	-
N-Nitrosodi-n-propylamine	mg/kg	-	-	-	-	-	-	-
N-Nitrosodiphenylamine	mg/kg	-	-	-	-	-	-	-
N-Nitrosodimethylamine	mg/kg	-	-	-	-	-	-	-
2,2'-Oxybis(1-chloropropane)	mg/kg	-	-	-	-	-	-	-
Pentachlorophenol	mg/kg	-	-	-	-	-	-	-
Phenanthrene	mg/kg	-	-	-	-	-	-	-
Phenol	mg/kg	-	-	-	-	-	-	-
Pyrene	mg/kg	-	-	-	-	-	-	-
1,2,4-Trichlorobenzene	mg/kg	-	-	-	-	-	-	-
2,4,5-Trichlorophenol	mg/kg	-	-	-	-	-	-	-
2,4,6-Trichlorophenol	mg/kg	-	-	-	-	-	-	-

APPENDIX G.1

SOIL QUALITY DATA
RFI REPORT
FORMER MANUAL TRANSMISSIONS OF MUNCIE FACILITY
MUNCIE, INDIANA

AOI		*AOI 16*	*AOI 16*	*AOI 16*	*AOI 16*	*AOI 16*	*AOI 16*	*AOI 16*
Sample Location		*BH50-11*	*BH44-11*	*BH2-13*	*BH3-13*	*BH4-13*	*BH2-13*	*BH5-13*
Sample Identification		*S-017324-112211-TP-056*	*S-017324-112211-TP-072*	*S-021113-SM-001*	*S-021113-SM-007*	*S-021113-SM-004*	*S-021113-SM-002*	*S-021113-SM-010*
Sample Date		*11/22/2011*	*11/22/2011*	*2/11/2013*	*2/11/2013*	*2/11/2013*	*2/11/2013*	*2/11/2013*
Sample Depth		*(2-4) ft BGS*	*(18-20) ft BGS*	*(0-2.5) ft BGS*	*(0-2.5) ft BGS*	*(0-2.5) ft BGS*	*(2.5-5) ft BGS*	*(5-7.5) ft BGS*
Sample Type	*Units*	*Duplicate*						
Polychlorinated Biphenyls (PCBs)								
Aroclor-1016 (PCB-1016)	mg/kg	-	-	-	-	-	-	-
Aroclor-1221 (PCB-1221)	mg/kg	-	-	-	-	-	-	-
Aroclor-1232 (PCB-1232)	mg/kg	-	-	-	-	-	-	-
Aroclor-1242 (PCB-1242)	mg/kg	-	-	-	-	-	-	-
Aroclor-1248 (PCB-1248)	mg/kg	-	-	-	-	-	-	-
Aroclor-1254 (PCB-1254)	mg/kg	-	-	-	-	-	-	-
Aroclor-1260 (PCB-1260)	mg/kg	-	-	-	-	-	-	-
Total PCBs	mg/kg	-	-	-	-	-	-	-
Total Petroleum Hydrocarbons (TPH)								
Total Petroleum Hydrocarbons - Diesel	mg/kg	-	-	-	-	-	-	-
Total Petroleum Hydrocarbons - Gas	mg/kg	-	-	-	-	-	-	-
Total Petroleum Hydrocarbons - Oil	mg/kg	-	-	-	-	-	-	-
Total Petroleum Hydrocarbons	mg/kg	-	-	-	-	-	-	-
Total Petroleum Hydrocarbons - Purgeable (GRO)	mg/kg	-	-	-	-	-	-	-
Total Petroleum Hydrocarbons (C10-C20)	mg/kg	-	-	-	-	-	-	-
Total Petroleum Hydrocarbons (C20-C34)	mg/kg	-	-	-	-	-	-	-
Total Petroleum Hydrocarbons (C6-C10) GRO	mg/kg	-	-	-	-	-	-	-
Metals								
Aluminum	mg/kg	-	-	-	-	-	-	-
Antimony	mg/kg	-	-	-	-	-	-	-
Arsenic	mg/kg	-	-	-	-	-	-	-
Barium	mg/kg	-	-	-	-	-	-	-
Beryllium	mg/kg	-	-	-	-	-	-	-
Cadmium	mg/kg	-	-	-	-	-	-	-
Calcium	mg/kg	-	-	-	-	-	-	-
Chromium	mg/kg	-	-	-	-	-	-	-
Chromium VI (hexavalent)	mg/kg	-	-	-	-	-	-	-
Cobalt	mg/kg	-	-	-	-	-	-	-
Copper	mg/kg	-	-	-	-	-	-	-
Iron	mg/kg	-	-	-	-	-	-	-
Lead	mg/kg	9.7	6.9	**350**[a]	110	65	15	7.6
Magnesium	mg/kg	-	-	-	-	-	-	-
Manganese	mg/kg	-	-	-	-	-	-	-
Mercury	mg/kg	-	-	-	-	-	-	-
Nickel	mg/kg	-	-	-	-	-	-	-
Potassium	mg/kg	-	-	-	-	-	-	-
Selenium	mg/kg	-	-	-	-	-	-	-
Silver	mg/kg	-	-	-	-	-	-	-
Sodium	mg/kg	-	-	-	-	-	-	-
Thallium	mg/kg	-	-	-	-	-	-	-
Vanadium	mg/kg	-	-	-	-	-	-	-
Zinc	mg/kg	-	-	-	-	-	-	-

APPENDIX G.1

SOIL QUALITY DATA
RFI REPORT
FORMER MANUAL TRANSMISSIONS OF MUNCIE FACILITY
MUNCIE, INDIANA

AOI		*AOI 16*	*AOI 16*	*AOI 16*	*AOI 16*	*AOI 16*	*AOI 16*	*AOI 16*
Sample Location		*BH50-11*	*BH44-11*	*BH2-13*	*BH3-13*	*BH4-13*	*BH2-13*	*BH5-13*
Sample Identification		*S-017324-112211-TP-056*	*S-017324-112211-TP-072*	*S-021113-SM-001*	*S-021113-SM-007*	*S-021113-SM-004*	*S-021113-SM-002*	*S-021113-SM-010*
Sample Date		*11/22/2011*	*11/22/2011*	*2/11/2013*	*2/11/2013*	*2/11/2013*	*2/11/2013*	*2/11/2013*
Sample Depth		*(2-4) ft BGS*	*(18-20) ft BGS*	*(0-2.5) ft BGS*	*(0-2.5) ft BGS*	*(0-2.5) ft BGS*	*(2.5-5) ft BGS*	*(5-7.5) ft BGS*
Sample Type	*Units*	*Duplicate*						
General Chemistry								
Carbonate (as CaCO3)	mg/kg	-	-	-	-	-	-	-
Chloride	mg/kg	-	-	-	-	-	-	-
Chloride	s.u.	-	-	-	-	-	-	-
Cyanide (total)	mg/kg	-	-	-	-	-	-	-
N-Hexane extractable material	mg/kg	-	-	-	-	-	-	-
Percent moisture	%	-	-	-	-	-	-	-
pH	s.u.	-	-	-	-	-	-	-
Saturated aliphatic hydrocarbons	mg/kg	-	-	-	-	-	-	-
Sulfate	mg/kg	-	-	-	-	-	-	-
Total solids	%	-	-	-	-	-	-	-

Notes
mg/kg - Milligrams per kilogram
"-" - No value
U - Not detected at the associated reporting limit
J - Estimated concentration
UJ - Not detected; associated reporting limit is estimated
R - Rejected
s.u. - Standard units
nc - No criteria
ND - Non Detect (calculation)
BOLD[abc] Concentration exceeds associated screening level
IDEM Appendix A: Screening Levels Remedation Closure Guide - March 25, 2014
a - Exceeds IDEM residential migration to ground water screening levels
b - Exceeds IDEM commercial/industrial direct contact screening levels
c - Exceeds IDEM excavation direct contact screening levels

APPENDIX G.1

SOIL QUALITY DATA
RFI REPORT
FORMER MANUAL TRANSMISSIONS OF MUNCIE FACILITY
MUNCIE, INDIANA

AOI		*AOI 16*	*AOI 16*	*AOI 16*	*AOI 16*	*AOI 16*	*AOI 16*	*AOI 16*	*AOI 17*
Sample Location		*BH8-13*	*BH11-13*	*BH11-13*	*BH12-13*	*BH8-13*	*BH9-13*	*BH9-13*	*SB-02(CRA)*
Sample Identification		*S-021213-SM-019*	*S-021213-SM-037*	*S-021213-SM-038*	*S-021213-SM-031*	*S-021213-SM-020*	*S-021213-SM-025*	*S-021213-SM-026*	*S-022102-19703-ME-003*
Sample Date		*2/12/2013*	*2/12/2013*	*2/12/2013*	*2/12/2013*	*2/12/2013*	*2/12/2013*	*2/12/2013*	*2/21/2002*
Sample Depth		*(0-2.5) ft BGS*	*(0-2.5) ft BGS*	*(0-2.5) ft BGS*	*(0-2.5) ft BGS*	*(2.5-5) ft BGS*	*(7-9) ft BGS*	*(9-11) ft BGS*	*(1-2) ft BGS*
Sample Type	*Units*			*Duplicate*					
Volatile Organic Compounds (VOCs)									
Acetone	mg/kg	-	-	-	-	-	-	-	0.025
Benzene	mg/kg	-	-	-	-	-	-	-	0.0016 U
Benzyl alcohol	mg/kg	-	-	-	-	-	-	-	-
Bromodichloromethane	mg/kg	-	-	-	-	-	-	-	0.0032 U
Bromoform	mg/kg	-	-	-	-	-	-	-	0.0032 U
Bromomethane (Methyl bromide)	mg/kg	-	-	-	-	-	-	-	0.0081 U
2-Butanone (Methyl ethyl ketone) (MEK)	mg/kg	-	-	-	-	-	-	-	0.024 U
Carbon disulfide	mg/kg	-	-	-	-	-	-	-	0.0081 U
Carbon tetrachloride	mg/kg	-	-	-	-	-	-	-	0.0016 U
4-Chloroaniline	mg/kg	-	-	-	-	-	-	-	-
Chlorobenzene	mg/kg	-	-	-	-	-	-	-	0.0016 U
Chloroethane	mg/kg	-	-	-	-	-	-	-	0.0081 U
2-Chloroethyl vinyl ether	mg/kg	-	-	-	-	-	-	-	-
Chloroform (Trichloromethane)	mg/kg	-	-	-	-	-	-	-	0.0016 U
Chloromethane (Methyl chloride)	mg/kg	-	-	-	-	-	-	-	0.0081 U
Cyclohexane	mg/kg	-	-	-	-	-	-	-	0.039 U
Dibenzofuran	mg/kg	-	-	-	-	-	-	-	-
1,2-Dibromo-3-chloropropane (DBCP)	mg/kg	-	-	-	-	-	-	-	0.0081 U
Dibromochloromethane	mg/kg	-	-	-	-	-	-	-	0.0016 U
1,2-Dibromoethane (Ethylene dibromide)	mg/kg	-	-	-	-	-	-	-	0.0081 U
1,2-Dichlorobenzene	mg/kg	-	-	-	-	-	-	-	0.0032 U
1,3-Dichlorobenzene	mg/kg	-	-	-	-	-	-	-	0.0032 U
1,4-Dichlorobenzene	mg/kg	-	-	-	-	-	-	-	0.0032 U
Dichlorodifluoromethane (CFC-12)	mg/kg	-	-	-	-	-	-	-	0.0032 U
Dichloroethane	mg/kg	-	-	-	-	-	-	-	-
1,1-Dichloroethane	mg/kg	-	-	-	-	-	-	-	0.0016 U
1,2-Dichloroethane	mg/kg	-	-	-	-	-	-	-	0.0016 U
Dichloroethene	mg/kg	-	-	-	-	-	-	-	-
1,2-Dichloroethene (total)	mg/kg	-	-	-	-	-	-	-	-
1,1-Dichloroethene	mg/kg	-	-	-	-	-	-	-	0.0016 U
cis-1,2-Dichloroethene	mg/kg	-	-	-	-	-	-	-	0.0016 U
trans-1,2-Dichloroethene	mg/kg	-	-	-	-	-	-	-	0.0016 U
1,2-Dichloropropane	mg/kg	-	-	-	-	-	-	-	0.0016 U
cis-1,3-Dichloropropene	mg/kg	-	-	-	-	-	-	-	0.0016 U
trans-1,3-Dichloropropene	mg/kg	-	-	-	-	-	-	-	0.0016 U
Ethylbenzene	mg/kg	-	-	-	-	-	-	-	0.0016 U
2-Hexanone	mg/kg	-	-	-	-	-	-	-	0.081 U
Isopropyl benzene	mg/kg	-	-	-	-	-	-	-	0.0081 U
Methyl acetate	mg/kg	-	-	-	-	-	-	-	0.039 U
Methyl cyclohexane	mg/kg	-	-	-	-	-	-	-	0.016 U
Methyl tert butyl ether (MTBE)	mg/kg	-	-	-	-	-	-	-	0.0081 U
4-Methyl-2-pentanone (MIBK)	mg/kg	-	-	-	-	-	-	-	0.081 U
Methylene chloride	mg/kg	-	-	-	-	-	-	-	0.0081 U
Styrene	mg/kg	-	-	-	-	-	-	-	0.0016 U
1,1,2,2-Tetrachloroethane	mg/kg	-	-	-	-	-	-	-	0.0032 U
Tetrachloroethene	mg/kg	-	-	-	-	-	-	-	0.0016 U

APPENDIX G.1

SOIL QUALITY DATA
RFI REPORT
FORMER MANUAL TRANSMISSIONS OF MUNCIE FACILITY
MUNCIE, INDIANA

AOI		*AOI 16*	*AOI 16*	*AOI 16*	*AOI 16*	*AOI 16*	*AOI 16*	*AOI 16*	*AOI 17*
Sample Location		*BH8-13*	*BH11-13*	*BH11-13*	*BH12-13*	*BH8-13*	*BH9-13*	*BH9-13*	*SB-02(CRA)*
Sample Identification		*S-021213-SM-019*	*S-021213-SM-037*	*S-021213-SM-038*	*S-021213-SM-031*	*S-021213-SM-020*	*S-021213-SM-025*	*S-021213-SM-026*	*S-022102-19703-ME-003*
Sample Date		*2/12/2013*	*2/12/2013*	*2/12/2013*	*2/12/2013*	*2/12/2013*	*2/12/2013*	*2/12/2013*	*2/21/2002*
Sample Depth		*(0-2.5) ft BGS*	*(0-2.5) ft BGS*	*(0-2.5) ft BGS*	*(0-2.5) ft BGS*	*(2.5-5) ft BGS*	*(7-9) ft BGS*	*(9-11) ft BGS*	*(1-2) ft BGS*
Sample Type	*Units*			*Duplicate*					
VOCs (Continued)									
Toluene	mg/kg	-	-	-	-	-	-	-	0.0032 U
1,2,4-Trichlorobenzene	mg/kg	-	-	-	-	-	-	-	0.0081 U
Trichloroethane	mg/kg	-	-	-	-	-	-	-	-
1,1,1-Trichloroethane	mg/kg	-	-	-	-	-	-	-	0.0016 U
1,1,2-Trichloroethane	mg/kg	-	-	-	-	-	-	-	0.0016 U
Trichloroethene	mg/kg	-	-	-	-	-	-	-	0.0016 U
Trichlorofluoromethane (CFC-11)	mg/kg	-	-	-	-	-	-	-	0.0032 U
Trifluorotrichloroethane (Freon 113)	mg/kg	-	-	-	-	-	-	-	0.0081 U
Vinyl acetate	mg/kg	-	-	-	-	-	-	-	-
Vinyl chloride	mg/kg	-	-	-	-	-	-	-	0.0032 U
Xylenes (total)	mg/kg	-	-	-	-	-	-	-	0.0048 U
Semi-Volatile Organic Compounds (SVOCs)									
Acenaphthene	mg/kg	-	-	-	-	-	-	-	0.41 U
Acenaphthylene	mg/kg	-	-	-	-	-	-	-	0.41 U
Acetophenone	mg/kg	-	-	-	-	-	-	-	-
Anthracene	mg/kg	-	-	-	-	-	-	-	0.41 U
Atrazine	mg/kg	-	-	-	-	-	-	-	-
Benzaldehyde	mg/kg	-	-	-	-	-	-	-	-
Benzo(a)anthracene	mg/kg	-	-	-	-	-	-	-	0.41 U
Benzo(a)pyrene	mg/kg	-	-	-	-	-	-	-	0.41 U
Benzo(b)fluoranthene	mg/kg	-	-	-	-	-	-	-	0.41 U
Benzo(g,h,i)perylene	mg/kg	-	-	-	-	-	-	-	0.41 U
Benzo(k)fluoranthene	mg/kg	-	-	-	-	-	-	-	0.41 U
Benzoic acid	mg/kg	-	-	-	-	-	-	-	-
Biphenyl (1,1-Biphenyl)	mg/kg	-	-	-	-	-	-	-	-
4-Bromophenyl phenyl ether	mg/kg	-	-	-	-	-	-	-	-
Butyl benzylphthalate (BBP)	mg/kg	-	-	-	-	-	-	-	-
Caprolactam	mg/kg	-	-	-	-	-	-	-	-
Carbazole	mg/kg	-	-	-	-	-	-	-	-
4-Chloro-3-methylphenol	mg/kg	-	-	-	-	-	-	-	-
4-Chloroaniline	mg/kg	-	-	-	-	-	-	-	-
bis(2-Chloroethoxy)methane	mg/kg	-	-	-	-	-	-	-	-
bis(2-Chloroethyl)ether	mg/kg	-	-	-	-	-	-	-	-
2-Chloronaphthalene	mg/kg	-	-	-	-	-	-	-	-
2-Chlorophenol	mg/kg	-	-	-	-	-	-	-	-
4-Chlorophenyl phenyl ether	mg/kg	-	-	-	-	-	-	-	-
Chrysene	mg/kg	-	-	-	-	-	-	-	0.41 U
Dibenz(a,h)anthracene	mg/kg	-	-	-	-	-	-	-	0.41 U
Dibenzofuran	mg/kg	-	-	-	-	-	-	-	-
1,2-Dichlorobenzene	mg/kg	-	-	-	-	-	-	-	-
1,3-Dichlorobenzene	mg/kg	-	-	-	-	-	-	-	-
1,4-Dichlorobenzene	mg/kg	-	-	-	-	-	-	-	-
3,3'-Dichlorobenzidine	mg/kg	-	-	-	-	-	-	-	-
2,4-Dichlorophenol	mg/kg	-	-	-	-	-	-	-	-
Diethyl phthalate	mg/kg	-	-	-	-	-	-	-	-

APPENDIX G.1

SOIL QUALITY DATA
RFI REPORT
FORMER MANUAL TRANSMISSIONS OF MUNCIE FACILITY
MUNCIE, INDIANA

AOI		*AOI 16*	*AOI 16*	*AOI 16*	*AOI 16*	*AOI 16*	*AOI 16*	*AOI 16*	*AOI 17*
Sample Location		*BH8-13*	*BH11-13*	*BH11-13*	*BH12-13*	*BH8-13*	*BH9-13*	*BH9-13*	*SB-02(CRA)*
Sample Identification		*S-021213-SM-019*	*S-021213-SM-037*	*S-021213-SM-038*	*S-021213-SM-031*	*S-021213-SM-020*	*S-021213-SM-025*	*S-021213-SM-026*	*S-022102-19703-ME-003*
Sample Date		*2/12/2013*	*2/12/2013*	*2/12/2013*	*2/12/2013*	*2/12/2013*	*2/12/2013*	*2/12/2013*	*2/21/2002*
Sample Depth		*(0-2.5) ft BGS*	*(0-2.5) ft BGS*	*(0-2.5) ft BGS*	*(0-2.5) ft BGS*	*(2.5-5) ft BGS*	*(7-9) ft BGS*	*(9-11) ft BGS*	*(1-2) ft BGS*
Sample Type	*Units*			*Duplicate*					
SVOCs (Continued)									
Dimethyl phthalate	mg/kg	-	-	-	-	-	-	-	-
2,4-Dimethylphenol	mg/kg	-	-	-	-	-	-	-	-
Di-n-butylphthalate (DBP)	mg/kg	-	-	-	-	-	-	-	-
4,6-Dinitro-2-methylphenol	mg/kg	-	-	-	-	-	-	-	-
2,4-Dinitrophenol	mg/kg	-	-	-	-	-	-	-	-
2,4-Dinitrotoluene	mg/kg	-	-	-	-	-	-	-	-
2,6-Dinitrotoluene	mg/kg	-	-	-	-	-	-	-	-
Di-n-octyl phthalate (DnOP)	mg/kg	-	-	-	-	-	-	-	-
bis(2-Ethylhexyl)phthalate (DEHP)	mg/kg	-	-	-	-	-	-	-	-
Fluoranthene	mg/kg	-	-	-	-	-	-	-	0.41 U
Fluorene	mg/kg	-	-	-	-	-	-	-	0.41 U
Hexachlorobenzene	mg/kg	-	-	-	-	-	-	-	-
Hexachlorobutadiene	mg/kg	-	-	-	-	-	-	-	-
Hexachlorocyclopentadiene	mg/kg	-	-	-	-	-	-	-	-
Hexachloroethane	mg/kg	-	-	-	-	-	-	-	-
Indeno(1,2,3-cd)pyrene	mg/kg	-	-	-	-	-	-	-	0.41 U
Isophorone	mg/kg	-	-	-	-	-	-	-	-
2-Methylnaphthalene	mg/kg	-	-	-	-	-	-	-	0.41 U
2-Methylphenol	mg/kg	-	-	-	-	-	-	-	-
3&4-Methylphenol	mg/kg	-	-	-	-	-	-	-	-
4-Methylphenol	mg/kg	-	-	-	-	-	-	-	-
Naphthalene	mg/kg	-	-	-	-	-	-	-	0.41 U
2-Nitroaniline	mg/kg	-	-	-	-	-	-	-	-
3-Nitroaniline	mg/kg	-	-	-	-	-	-	-	-
4-Nitroaniline	mg/kg	-	-	-	-	-	-	-	-
Nitrobenzene	mg/kg	-	-	-	-	-	-	-	-
2-Nitrophenol	mg/kg	-	-	-	-	-	-	-	-
4-Nitrophenol	mg/kg	-	-	-	-	-	-	-	-
N-Nitrosodi-n-propylamine	mg/kg	-	-	-	-	-	-	-	-
N-Nitrosodiphenylamine	mg/kg	-	-	-	-	-	-	-	-
N-Nitrosodimethylamine	mg/kg	-	-	-	-	-	-	-	-
2,2'-Oxybis(1-chloropropane)	mg/kg	-	-	-	-	-	-	-	-
Pentachlorophenol	mg/kg	-	-	-	-	-	-	-	-
Phenanthrene	mg/kg	-	-	-	-	-	-	-	0.41 U
Phenol	mg/kg	-	-	-	-	-	-	-	-
Pyrene	mg/kg	-	-	-	-	-	-	-	0.41 U
1,2,4-Trichlorobenzene	mg/kg	-	-	-	-	-	-	-	-
2,4,5-Trichlorophenol	mg/kg	-	-	-	-	-	-	-	-
2,4,6-Trichlorophenol	mg/kg	-	-	-	-	-	-	-	-

APPENDIX G.1

SOIL QUALITY DATA
RFI REPORT
FORMER MANUAL TRANSMISSIONS OF MUNCIE FACILITY
MUNCIE, INDIANA

AOI		*AOI 16*	*AOI 16*	*AOI 16*	*AOI 16*	*AOI 16*	*AOI 16*	*AOI 16*	*AOI 17*
Sample Location		*BH8-13*	*BH11-13*	*BH11-13*	*BH12-13*	*BH8-13*	*BH9-13*	*BH9-13*	*SB-02(CRA)*
Sample Identification		*S-021213-SM-019*	*S-021213-SM-037*	*S-021213-SM-038*	*S-021213-SM-031*	*S-021213-SM-020*	*S-021213-SM-025*	*S-021213-SM-026*	*S-022102-19703-ME-003*
Sample Date		*2/12/2013*	*2/12/2013*	*2/12/2013*	*2/12/2013*	*2/12/2013*	*2/12/2013*	*2/12/2013*	*2/21/2002*
Sample Depth		*(0-2.5) ft BGS*	*(0-2.5) ft BGS*	*(0-2.5) ft BGS*	*(0-2.5) ft BGS*	*(2.5-5) ft BGS*	*(7-9) ft BGS*	*(9-11) ft BGS*	*(1-2) ft BGS*
Sample Type	*Units*			*Duplicate*					
Polychlorinated Biphenyls (PCBs)									
Aroclor-1016 (PCB-1016)	mg/kg	-	-	-	-	-	-	-	0.41 U
Aroclor-1221 (PCB-1221)	mg/kg	-	-	-	-	-	-	-	0.41 U
Aroclor-1232 (PCB-1232)	mg/kg	-	-	-	-	-	-	-	0.41 U
Aroclor-1242 (PCB-1242)	mg/kg	-	-	-	-	-	-	-	0.41 U
Aroclor-1248 (PCB-1248)	mg/kg	-	-	-	-	-	-	-	0.41 U
Aroclor-1254 (PCB-1254)	mg/kg	-	-	-	-	-	-	-	0.41 U
Aroclor-1260 (PCB-1260)	mg/kg	-	-	-	-	-	-	-	0.41 U
Total PCBs	mg/kg	-	-	-	-	-	-	-	0.41 U
Total Petroleum Hydrocarbons (TPH)									
Total Petroleum Hydrocarbons - Diesel	mg/kg	-	-	-	-	-	-	-	-
Total Petroleum Hydrocarbons - Gas	mg/kg	-	-	-	-	-	-	-	-
Total Petroleum Hydrocarbons - Oil	mg/kg	-	-	-	-	-	-	-	-
Total Petroleum Hydrocarbons	mg/kg	-	-	-	-	-	-	-	-
Total Petroleum Hydrocarbons - Purgeable (GRO)	mg/kg	-	-	-	-	-	-	-	-
Total Petroleum Hydrocarbons (C10-C20)	mg/kg	-	-	-	-	-	-	-	-
Total Petroleum Hydrocarbons (C20-C34)	mg/kg	-	-	-	-	-	-	-	-
Total Petroleum Hydrocarbons (C6-C10) GRO	mg/kg	-	-	-	-	-	-	-	-
Metals									
Aluminum	mg/kg	-	-	-	-	-	-	-	-
Antimony	mg/kg	-	-	-	-	-	-	-	-
Arsenic	mg/kg	-	-	-	-	-	-	-	1.94
Barium	mg/kg	-	-	-	-	-	-	-	85.3
Beryllium	mg/kg	-	-	-	-	-	-	-	-
Cadmium	mg/kg	-	-	-	-	-	-	-	0.0671
Calcium	mg/kg	-	-	-	-	-	-	-	-
Chromium	mg/kg	-	-	-	-	-	-	-	34.5
Chromium VI (hexavalent)	mg/kg	-	-	-	-	-	-	-	-
Cobalt	mg/kg	-	-	-	-	-	-	-	-
Copper	mg/kg	-	-	-	-	-	-	-	-
Iron	mg/kg	-	-	-	-	-	-	-	-
Lead	mg/kg	29	68 J	8.2 J	14	37	4.7	6.5	8.01
Magnesium	mg/kg	-	-	-	-	-	-	-	-
Manganese	mg/kg	-	-	-	-	-	-	-	-
Mercury	mg/kg	-	-	-	-	-	-	-	0.124 U
Nickel	mg/kg	-	-	-	-	-	-	-	-
Potassium	mg/kg	-	-	-	-	-	-	-	-
Selenium	mg/kg	-	-	-	-	-	-	-	0.248 U
Silver	mg/kg	-	-	-	-	-	-	-	0.0621 U
Sodium	mg/kg	-	-	-	-	-	-	-	-
Thallium	mg/kg	-	-	-	-	-	-	-	-
Vanadium	mg/kg	-	-	-	-	-	-	-	-
Zinc	mg/kg	-	-	-	-	-	-	-	-

APPENDIX G.1

SOIL QUALITY DATA
RFI REPORT
FORMER MANUAL TRANSMISSIONS OF MUNCIE FACILITY
MUNCIE, INDIANA

AOI		*AOI 16*	*AOI 16*	*AOI 16*	*AOI 16*	*AOI 16*	*AOI 16*	*AOI 16*	*AOI 17*
Sample Location		*BH8-13*	*BH11-13*	*BH11-13*	*BH12-13*	*BH8-13*	*BH9-13*	*BH9-13*	*SB-02(CRA)*
Sample Identification		*S-021213-SM-019*	*S-021213-SM-037*	*S-021213-SM-038*	*S-021213-SM-031*	*S-021213-SM-020*	*S-021213-SM-025*	*S-021213-SM-026*	*S-022102-19703-ME-003*
Sample Date		*2/12/2013*	*2/12/2013*	*2/12/2013*	*2/12/2013*	*2/12/2013*	*2/12/2013*	*2/12/2013*	*2/21/2002*
Sample Depth		*(0-2.5) ft BGS*	*(0-2.5) ft BGS*	*(0-2.5) ft BGS*	*(0-2.5) ft BGS*	*(2.5-5) ft BGS*	*(7-9) ft BGS*	*(9-11) ft BGS*	*(1-2) ft BGS*
Sample Type	*Units*			*Duplicate*					
General Chemistry									
Carbonate (as CaCO3)	mg/kg	-	-	-	-	-	-	-	-
Chloride	mg/kg	-	-	-	-	-	-	-	-
Chloride	s.u.	-	-	-	-	-	-	-	-
Cyanide (total)	mg/kg	-	-	-	-	-	-	-	-
N-Hexane extractable material	mg/kg	-	-	-	-	-	-	-	-
Percent moisture	%	-	-	-	-	-	-	-	19.5
pH	s.u.	-	-	-	-	-	-	-	-
Saturated aliphatic hydrocarbons	mg/kg	-	-	-	-	-	-	-	-
Sulfate	mg/kg	-	-	-	-	-	-	-	-
Total solids	%	-	-	-	-	-	-	-	-

Notes
mg/kg - Milligrams per kilogram
"-" - No value
U - Not detected at the associated reporting limit
J - Estimated concentration
UJ - Not detected; associated reporting limit is estimated
R - Rejected
s.u. - Standard units
nc - No criteria
ND - Non Detect (calculation)
BOLD[abc] Concentration exceeds associated screening level
IDEM Appendix A: Screening Levels Remedation Closure Guide - March 25, 2014
a - Exceeds IDEM residential migration to ground water screening levels
b - Exceeds IDEM commercial/industrial direct contact screening levels
c - Exceeds IDEM excavation direct contact screening levels

APPENDIX G.1

SOIL QUALITY DATA
RFI REPORT
FORMER MANUAL TRANSMISSIONS OF MUNCIE FACILITY
MUNCIE, INDIANA

AOI		*AOI 17*	*AOI 17*	*AOI 18*	*AOI 18*	*AOI 19*	*AOI 19*
Sample Location		*SB-03(CRA)*	*SB-01(CRA)*	*BH58-11*	*BH58-11*	*BH-22*	*BH-23*
Sample Identification		*S-022102-19703-ME-002*	*S-022102-19703-ME-001*	*S-017324-112811-TP-107*	*S-017324-112811-TP-108*	*SO-017324-092107-MG-005*	*SO-017324-092107-MG-006*
Sample Date		*2/21/2002*	*2/21/2002*	*11/28/2011*	*11/28/2011*	*9/21/2007*	*9/21/2007*
Sample Depth		*(1-2) ft BGS*	*(2-4) ft BGS*	*(1-2) ft BGS*	*(6-8) ft BGS*	*(0-2) ft BGS*	*(0-2) ft BGS*
Sample Type	*Units*						
Volatile Organic Compounds (VOCs)							
Acetone	mg/kg	0.018 U	0.019 U	-	-	-	-
Benzene	mg/kg	0.0012 U	0.0012 U	-	-	-	-
Benzyl alcohol	mg/kg	-	-	-	-	-	-
Bromodichloromethane	mg/kg	0.0024 U	0.0025 U	-	-	-	-
Bromoform	mg/kg	0.0024 U	0.0025 U	-	-	-	-
Bromomethane (Methyl bromide)	mg/kg	0.0059 U	0.0062 U	-	-	-	-
2-Butanone (Methyl ethyl ketone) (MEK)	mg/kg	0.018 U	0.019 U	-	-	-	-
Carbon disulfide	mg/kg	0.0059 U	0.0062 U	-	-	-	-
Carbon tetrachloride	mg/kg	0.0012 U	0.0012 U	-	-	-	-
4-Chloroaniline	mg/kg	-	-	-	-	-	-
Chlorobenzene	mg/kg	0.0012 U	0.0012 U	-	-	-	-
Chloroethane	mg/kg	0.0059 U	0.0062 U	-	-	-	-
2-Chloroethyl vinyl ether	mg/kg	-	-	-	-	-	-
Chloroform (Trichloromethane)	mg/kg	0.0012 U	0.0012 U	-	-	-	-
Chloromethane (Methyl chloride)	mg/kg	0.0059 U	0.0062 U	-	-	-	-
Cyclohexane	mg/kg	0.028 U	0.03 U	-	-	-	-
Dibenzofuran	mg/kg	-	-	-	-	-	-
1,2-Dibromo-3-chloropropane (DBCP)	mg/kg	0.0059 U	0.0062 U	-	-	-	-
Dibromochloromethane	mg/kg	0.0012 U	0.0012 U	-	-	-	-
1,2-Dibromoethane (Ethylene dibromide)	mg/kg	0.0059 U	0.0062 U	-	-	-	-
1,2-Dichlorobenzene	mg/kg	0.0024 U	0.0025 U	-	-	-	-
1,3-Dichlorobenzene	mg/kg	0.0024 U	0.0025 U	-	-	-	-
1,4-Dichlorobenzene	mg/kg	0.0024 U	0.0025 U	-	-	-	-
Dichlorodifluoromethane (CFC-12)	mg/kg	0.0024 U	0.0025 U	-	-	-	-
Dichloroethane	mg/kg	-	-	-	-	-	-
1,1-Dichloroethane	mg/kg	0.0012 U	0.0012 U	-	-	-	-
1,2-Dichloroethane	mg/kg	0.0012 U	0.0012 U	-	-	-	-
Dichloroethene	mg/kg	-	-	-	-	-	-
1,2-Dichloroethene (total)	mg/kg	-	-	-	-	-	-
1,1-Dichloroethene	mg/kg	0.0012 U	0.0012 U	-	-	-	-
cis-1,2-Dichloroethene	mg/kg	0.0012 U	0.0012 U	-	-	-	-
trans-1,2-Dichloroethene	mg/kg	0.0012 U	0.0012 U	-	-	-	-
1,2-Dichloropropane	mg/kg	0.0012 U	0.0012 U	-	-	-	-
cis-1,3-Dichloropropene	mg/kg	0.0012 U	0.0012 U	-	-	-	-
trans-1,3-Dichloropropene	mg/kg	0.0012 U	0.0012 U	-	-	-	-
Ethylbenzene	mg/kg	0.0012 U	0.0012 U	-	-	-	-
2-Hexanone	mg/kg	0.059 U	0.062 U	-	-	-	-
Isopropyl benzene	mg/kg	0.0059 U	0.0062 U	-	-	-	-
Methyl acetate	mg/kg	0.028 U	0.03 U	-	-	-	-
Methyl cyclohexane	mg/kg	0.012 U	0.012 U	-	-	-	-
Methyl tert butyl ether (MTBE)	mg/kg	0.0059 U	0.0062 U	-	-	-	-
4-Methyl-2-pentanone (MIBK)	mg/kg	0.059 U	0.062 U	-	-	-	-
Methylene chloride	mg/kg	0.0059 U	0.0062 U	-	-	-	-
Styrene	mg/kg	0.0012 U	0.0012 U	-	-	-	-
1,1,2,2-Tetrachloroethane	mg/kg	0.0024 U	0.0025 U	-	-	-	-
Tetrachloroethene	mg/kg	0.0012 U	0.0012 U	-	-	-	-

APPENDIX G.1

SOIL QUALITY DATA
RFI REPORT
FORMER MANUAL TRANSMISSIONS OF MUNCIE FACILITY
MUNCIE, INDIANA

AOI		*AOI 17*	*AOI 17*	*AOI 18*	*AOI 18*	*AOI 19*	*AOI 19*
Sample Location		*SB-03(CRA)*	*SB-01(CRA)*	*BH58-11*	*BH58-11*	*BH-22*	*BH-23*
Sample Identification		*S-022102-19703-ME-002*	*S-022102-19703-ME-001*	*S-017324-112811-TP-107*	*S-017324-112811-TP-108*	*SO-017324-092107-MG-005*	*SO-017324-092107-MG-006*
Sample Date		*2/21/2002*	*2/21/2002*	*11/28/2011*	*11/28/2011*	*9/21/2007*	*9/21/2007*
Sample Depth		*(1-2) ft BGS*	*(2-4) ft BGS*	*(1-2) ft BGS*	*(6-8) ft BGS*	*(0-2) ft BGS*	*(0-2) ft BGS*
Sample Type	*Units*						
VOCs (Continued)							
Toluene	mg/kg	0.0024 U	0.0025 U	-	-	-	-
1,2,4-Trichlorobenzene	mg/kg	0.0059 U	0.0062 U	-	-	-	-
Trichloroethane	mg/kg	-	-	-	-	-	-
1,1,1-Trichloroethane	mg/kg	0.0012 U	0.0012 U	-	-	-	-
1,1,2-Trichloroethane	mg/kg	0.0012 U	0.0012 U	-	-	-	-
Trichloroethene	mg/kg	0.0012 U	0.0012 U	-	-	-	-
Trichlorofluoromethane (CFC-11)	mg/kg	0.0024 U	0.0025 U	-	-	-	-
Trifluorotrichloroethane (Freon 113)	mg/kg	0.0059 U	0.0062 U	-	-	-	-
Vinyl acetate	mg/kg	-	-	-	-	-	-
Vinyl chloride	mg/kg	0.0024 U	0.0025 U	-	-	-	-
Xylenes (total)	mg/kg	0.0059	0.0075	-	-	-	-
Semi-Volatile Organic Compounds (SVOCs)							
Acenaphthene	mg/kg	0.39 U	0.41 U	-	-	-	-
Acenaphthylene	mg/kg	0.39 U	0.41 U	-	-	-	-
Acetophenone	mg/kg	-	-	-	-	-	-
Anthracene	mg/kg	0.39 U	0.41 U	-	-	-	-
Atrazine	mg/kg	-	-	-	-	-	-
Benzaldehyde	mg/kg	-	-	-	-	-	-
Benzo(a)anthracene	mg/kg	0.39 U	0.41 U	-	-	-	-
Benzo(a)pyrene	mg/kg	0.39 U	0.41 U	-	-	-	-
Benzo(b)fluoranthene	mg/kg	0.39 U	0.41 U	-	-	-	-
Benzo(g,h,i)perylene	mg/kg	0.39 U	0.41 U	-	-	-	-
Benzo(k)fluoranthene	mg/kg	0.39 U	0.41 U	-	-	-	-
Benzoic acid	mg/kg	-	-	-	-	-	-
Biphenyl (1,1-Biphenyl)	mg/kg	-	-	-	-	-	-
4-Bromophenyl phenyl ether	mg/kg	-	-	-	-	-	-
Butyl benzylphthalate (BBP)	mg/kg	-	-	-	-	-	-
Caprolactam	mg/kg	-	-	-	-	-	-
Carbazole	mg/kg	-	-	-	-	-	-
4-Chloro-3-methylphenol	mg/kg	-	-	-	-	-	-
4-Chloroaniline	mg/kg	-	-	-	-	-	-
bis(2-Chloroethoxy)methane	mg/kg	-	-	-	-	-	-
bis(2-Chloroethyl)ether	mg/kg	-	-	-	-	-	-
2-Chloronaphthalene	mg/kg	-	-	-	-	-	-
2-Chlorophenol	mg/kg	-	-	-	-	-	-
4-Chlorophenyl phenyl ether	mg/kg	-	-	-	-	-	-
Chrysene	mg/kg	0.39 U	0.41 U	-	-	-	-
Dibenz(a,h)anthracene	mg/kg	0.39 U	0.41 U	-	-	-	-
Dibenzofuran	mg/kg	-	-	-	-	-	-
1,2-Dichlorobenzene	mg/kg	-	-	-	-	-	-
1,3-Dichlorobenzene	mg/kg	-	-	-	-	-	-
1,4-Dichlorobenzene	mg/kg	-	-	-	-	-	-
3,3'-Dichlorobenzidine	mg/kg	-	-	-	-	-	-
2,4-Dichlorophenol	mg/kg	-	-	-	-	-	-
Diethyl phthalate	mg/kg	-	-	-	-	-	-

APPENDIX G.1

SOIL QUALITY DATA
RFI REPORT
FORMER MANUAL TRANSMISSIONS OF MUNCIE FACILITY
MUNCIE, INDIANA

AOI		*AOI 17*	*AOI 17*	*AOI 18*	*AOI 18*	*AOI 19*	*AOI 19*
Sample Location		*SB-03(CRA)*	*SB-01(CRA)*	*BH58-11*	*BH58-11*	*BH-22*	*BH-23*
Sample Identification		*S-022102-19703-ME-002*	*S-022102-19703-ME-001*	*S-017324-112811-TP-107*	*S-017324-112811-TP-108*	*SO-017324-092107-MG-005*	*SO-017324-092107-MG-006*
Sample Date		*2/21/2002*	*2/21/2002*	*11/28/2011*	*11/28/2011*	*9/21/2007*	*9/21/2007*
Sample Depth		*(1-2) ft BGS*	*(2-4) ft BGS*	*(1-2) ft BGS*	*(6-8) ft BGS*	*(0-2) ft BGS*	*(0-2) ft BGS*
Sample Type	*Units*						
SVOCs (Continued)							
Dimethyl phthalate	mg/kg	-	-	-	-	-	-
2,4-Dimethylphenol	mg/kg	-	-	-	-	-	-
Di-n-butylphthalate (DBP)	mg/kg	-	-	-	-	-	-
4,6-Dinitro-2-methylphenol	mg/kg	-	-	-	-	-	-
2,4-Dinitrophenol	mg/kg	-	-	-	-	-	-
2,4-Dinitrotoluene	mg/kg	-	-	-	-	-	-
2,6-Dinitrotoluene	mg/kg	-	-	-	-	-	-
Di-n-octyl phthalate (DnOP)	mg/kg	-	-	-	-	-	-
bis(2-Ethylhexyl)phthalate (DEHP)	mg/kg	-	-	-	-	-	-
Fluoranthene	mg/kg	0.39 U	0.41 U	-	-	-	-
Fluorene	mg/kg	0.39 U	0.41 U	-	-	-	-
Hexachlorobenzene	mg/kg	-	-	-	-	-	-
Hexachlorobutadiene	mg/kg	-	-	-	-	-	-
Hexachlorocyclopentadiene	mg/kg	-	-	-	-	-	-
Hexachloroethane	mg/kg	-	-	-	-	-	-
Indeno(1,2,3-cd)pyrene	mg/kg	0.39 U	0.41 U	-	-	-	-
Isophorone	mg/kg	-	-	-	-	-	-
2-Methylnaphthalene	mg/kg	0.39 U	0.41 U	-	-	-	-
2-Methylphenol	mg/kg	-	-	-	-	-	-
3&4-Methylphenol	mg/kg	-	-	-	-	-	-
4-Methylphenol	mg/kg	-	-	-	-	-	-
Naphthalene	mg/kg	0.39 U	0.41 U	-	-	-	-
2-Nitroaniline	mg/kg	-	-	-	-	-	-
3-Nitroaniline	mg/kg	-	-	-	-	-	-
4-Nitroaniline	mg/kg	-	-	-	-	-	-
Nitrobenzene	mg/kg	-	-	-	-	-	-
2-Nitrophenol	mg/kg	-	-	-	-	-	-
4-Nitrophenol	mg/kg	-	-	-	-	-	-
N-Nitrosodi-n-propylamine	mg/kg	-	-	-	-	-	-
N-Nitrosodiphenylamine	mg/kg	-	-	-	-	-	-
N-Nitrosodimethylamine	mg/kg	-	-	-	-	-	-
2,2'-Oxybis(1-chloropropane)	mg/kg	-	-	-	-	-	-
Pentachlorophenol	mg/kg	-	-	-	-	-	-
Phenanthrene	mg/kg	0.39 U	0.41 U	-	-	-	-
Phenol	mg/kg	-	-	-	-	-	-
Pyrene	mg/kg	0.39 U	0.41 U	-	-	-	-
1,2,4-Trichlorobenzene	mg/kg	-	-	-	-	-	-
2,4,5-Trichlorophenol	mg/kg	-	-	-	-	-	-
2,4,6-Trichlorophenol	mg/kg	-	-	-	-	-	-

APPENDIX G.1

SOIL QUALITY DATA
RFI REPORT
FORMER MANUAL TRANSMISSIONS OF MUNCIE FACILITY
MUNCIE, INDIANA

AOI		*AOI 17*	*AOI 17*	*AOI 18*	*AOI 18*	*AOI 19*	*AOI 19*
Sample Location		*SB-03(CRA)*	*SB-01(CRA)*	*BH58-11*	*BH58-11*	*BH-22*	*BH-23*
Sample Identification		*S-022102-19703-ME-002*	*S-022102-19703-ME-001*	*S-017324-112811-TP-107*	*S-017324-112811-TP-108*	*SO-017324-092107-MG-005*	*SO-017324-092107-MG-006*
Sample Date		*2/21/2002*	*2/21/2002*	*11/28/2011*	*11/28/2011*	*9/21/2007*	*9/21/2007*
Sample Depth		*(1-2) ft BGS*	*(2-4) ft BGS*	*(1-2) ft BGS*	*(6-8) ft BGS*	*(0-2) ft BGS*	*(0-2) ft BGS*
Sample Type	*Units*						
Polychlorinated Biphenyls (PCBs)							
Aroclor-1016 (PCB-1016)	mg/kg	0.39 U	0.41 U	0.039 U	0.036 U	-	-
Aroclor-1221 (PCB-1221)	mg/kg	0.39 U	0.41 U	0.039 U	0.036 U	-	-
Aroclor-1232 (PCB-1232)	mg/kg	0.39 U	0.41 U	0.039 U	0.036 U	-	-
Aroclor-1242 (PCB-1242)	mg/kg	0.39 U	0.41 U	0.039 U	0.036 U	-	-
Aroclor-1248 (PCB-1248)	mg/kg	0.39 U	0.41 U	0.058 J	0.036 U	-	-
Aroclor-1254 (PCB-1254)	mg/kg	0.39 U	0.41 U	0.039 U	0.036 U	-	-
Aroclor-1260 (PCB-1260)	mg/kg	0.39 U	0.41 U	0.039 U	0.036 U	-	-
Total PCBs	mg/kg	0.39 U	0.41 U	0.058 J	ND	-	-
Total Petroleum Hydrocarbons (TPH)							
Total Petroleum Hydrocarbons - Diesel	mg/kg	-	-	-	-	-	-
Total Petroleum Hydrocarbons - Gas	mg/kg	-	-	-	-	-	-
Total Petroleum Hydrocarbons - Oil	mg/kg	-	-	-	-	-	-
Total Petroleum Hydrocarbons	mg/kg	-	-	-	-	-	-
Total Petroleum Hydrocarbons - Purgeable (GRO)	mg/kg	-	-	-	-	-	-
Total Petroleum Hydrocarbons (C10-C20)	mg/kg	-	-	-	-	-	-
Total Petroleum Hydrocarbons (C20-C34)	mg/kg	-	-	-	-	-	-
Total Petroleum Hydrocarbons (C6-C10) GRO	mg/kg	-	-	-	-	-	-
Metals							
Aluminum	mg/kg	-	-	14000	3000	1690	2420
Antimony	mg/kg	-	-	0.83 J	1.0 U	6.3 UJ	6.3 U
Arsenic	mg/kg	2.87	**6.53**[a]	**11**[a]	5.3	4.0	5.1
Barium	mg/kg	65.3	85.8	91	21	15.1 J	18.3 J
Beryllium	mg/kg	-	-	0.37 J	0.097 J	0.12 J	0.17 J
Cadmium	mg/kg	0.0832	0.0974	0.21 U	0.049 J	0.15 J	0.22 J
Calcium	mg/kg	-	-	1900	47000	100000	130000
Chromium	mg/kg	21.2	52.1	16	6.0	4.5 J	4.4
Chromium VI (hexavalent)	mg/kg	-	-	-	-	**0.87**[a]	**0.40 J**[a]
Cobalt	mg/kg	-	-	**9.4**[a]	3.0 J	2.5 J	3.2 J
Copper	mg/kg	-	-	12	9.6	6.0	10.0
Iron	mg/kg	-	-	**27000**[a]	**9600**[a]	5520	**8080**[a]
Lead	mg/kg	5.21	10.9	14	4.9	3.3	5.3
Magnesium	mg/kg	-	-	2400	47000	26300	47200
Manganese	mg/kg	-	-	**500**[a]	190	260	339
Mercury	mg/kg	0.118 U	0.569	0.025 J	0.023 J	0.025 J	0.11 U
Nickel	mg/kg	-	-	13	8.4	6.9	8.9
Potassium	mg/kg	-	-	950	580	403 J	462 J
Selenium	mg/kg	0.236 U	0.249 U	0.53 U	0.52 U	0.52 U	0.53 U
Silver	mg/kg	0.059 U	0.0622 U	0.53 U	0.52 U	1.0 U	1.1 U
Sodium	mg/kg	-	-	530 U	92 J	98.1 J	115 J
Thallium	mg/kg	-	-	1.6	1.0 U	0.77 J	0.72 J
Vanadium	mg/kg	-	-	31	9.5	6.4	8.0
Zinc	mg/kg	-	-	42	35	20.9	33.7

APPENDIX G.1

SOIL QUALITY DATA
RFI REPORT
FORMER MANUAL TRANSMISSIONS OF MUNCIE FACILITY
MUNCIE, INDIANA

AOI		***AOI 17***	***AOI 17***	***AOI 18***	***AOI 18***	***AOI 19***	***AOI 19***
Sample Location		***SB-03(CRA)***	***SB-01(CRA)***	***BH58-11***	***BH58-11***	***BH-22***	***BH-23***
Sample Identification		***S-022102-19703-ME-002***	***S-022102-19703-ME-001***	***S-017324-112811-TP-107***	***S-017324-112811-TP-108***	***SO-017324-092107-MG-005***	***SO-017324-092107-MG-006***
Sample Date		***2/21/2002***	***2/21/2002***	***11/28/2011***	***11/28/2011***	***9/21/2007***	***9/21/2007***
Sample Depth		***(1-2) ft BGS***	***(2-4) ft BGS***	***(1-2) ft BGS***	***(6-8) ft BGS***	***(0-2) ft BGS***	***(0-2) ft BGS***
Sample Type	***Units***						
General Chemistry							
Carbonate (as CaCO3)	mg/kg	-	-	-	-	-	-
Chloride	mg/kg	-	-	-	-	-	-
Chloride	s.u.	-	-	-	-	-	-
Cyanide (total)	mg/kg	-	-	-	-	-	-
N-Hexane extractable material	mg/kg	-	-	-	-	-	-
Percent moisture	%	15.2	19.6	-	-	-	-
pH	s.u.	-	-	-	-	-	-
Saturated aliphatic hydrocarbons	mg/kg	-	-	-	-	-	-
Sulfate	mg/kg	-	-	-	-	-	-
Total solids	%	-	-	-	-	95.4	95.0

Notes
mg/kg - Milligrams per kilogram
"-" - No value
U - Not detected at the associated reporting limit
J - Estimated concentration
UJ - Not detected; associated reporting limit is estimated
R - Rejected
s.u. - Standard units
nc - No criteria
ND - Non Detect (calculation)
BOLD[abc] Concentration exceeds associated screening level
IDEM Appendix A: Screening Levels Remedation Closure Guide - March 25, 2014
a - Exceeds IDEM residential migration to ground water screening levels
b - Exceeds IDEM commercial/industrial direct contact screening levels
c - Exceeds IDEM excavation direct contact screening levels

APPENDIX G.1

SOIL QUALITY DATA
RFI REPORT
FORMER MANUAL TRANSMISSIONS OF MUNCIE FACILITY
MUNCIE, INDIANA

AOI		*AOI 19*	*AOI 19*	*AOI 19*	*AOI 20.1*	*AOI 20.1*
Sample Location		*BH-24*	*BH-25*	*BH-25*	*BH59-11*	*BH59-11*
Sample Identification		*SO-017324-092107-MG-007*	*SO-017324-092107-MG-008*	*SO-017324-092107-MG-009*	*S-017324-112911-TP-116*	*S-017324-112911-TP-117*
Sample Date		*9/21/2007*	*9/21/2007*	*9/21/2007*	*11/29/2011*	*11/29/2011*
Sample Depth		*(0-2) ft BGS*	*(0-2) ft BGS*	*(0-2) ft BGS*	*(1-2) ft BGS*	*(12-14) ft BGS*
Sample Type	*Units*			*Duplicate*		
Volatile Organic Compounds (VOCs)						
Acetone	mg/kg	-	-	-	0.011 U	0.0074 U
Benzene	mg/kg	-	-	-	0.0027 U	0.0019 U
Benzyl alcohol	mg/kg	-	-	-	-	-
Bromodichloromethane	mg/kg	-	-	-	0.0027 U	0.0019 U
Bromoform	mg/kg	-	-	-	0.0027 U	0.0019 U
Bromomethane (Methyl bromide)	mg/kg	-	-	-	0.0027 U	0.0019 U
2-Butanone (Methyl ethyl ketone) (MEK)	mg/kg	-	-	-	0.011 U	0.0074 U
Carbon disulfide	mg/kg	-	-	-	0.0027 U	0.0019 U
Carbon tetrachloride	mg/kg	-	-	-	0.0027 U	0.0019 U
4-Chloroaniline	mg/kg	-	-	-	-	-
Chlorobenzene	mg/kg	-	-	-	0.0027 U	0.0019 U
Chloroethane	mg/kg	-	-	-	0.0027 U	0.0019 U
2-Chloroethyl vinyl ether	mg/kg	-	-	-	-	-
Chloroform (Trichloromethane)	mg/kg	-	-	-	0.0027 U	0.0019 U
Chloromethane (Methyl chloride)	mg/kg	-	-	-	0.0027 U	0.0019 U
Cyclohexane	mg/kg	-	-	-	0.0054 U	0.0037 U
Dibenzofuran	mg/kg	-	-	-	-	-
1,2-Dibromo-3-chloropropane (DBCP)	mg/kg	-	-	-	0.0054 U	0.0037 U
Dibromochloromethane	mg/kg	-	-	-	0.0027 U	0.0019 U
1,2-Dibromoethane (Ethylene dibromide)	mg/kg	-	-	-	0.0027 U	0.0019 U
1,2-Dichlorobenzene	mg/kg	-	-	-	0.0027 U	0.0019 U
1,3-Dichlorobenzene	mg/kg	-	-	-	0.0027 U	0.0019 U
1,4-Dichlorobenzene	mg/kg	-	-	-	0.0027 U	0.0019 U
Dichlorodifluoromethane (CFC-12)	mg/kg	-	-	-	0.0027 U	0.0019 U
Dichloroethane	mg/kg	-	-	-	-	-
1,1-Dichloroethane	mg/kg	-	-	-	0.0027 U	0.0019 U
1,2-Dichloroethane	mg/kg	-	-	-	0.0015 J	0.00039 J
Dichloroethene	mg/kg	-	-	-	-	-
1,2-Dichloroethene (total)	mg/kg	-	-	-	-	-
1,1-Dichloroethene	mg/kg	-	-	-	0.0027 U	0.0019 U
cis-1,2-Dichloroethene	mg/kg	-	-	-	0.0035	0.0019 U
trans-1,2-Dichloroethene	mg/kg	-	-	-	0.0027 U	0.0019 U
1,2-Dichloropropane	mg/kg	-	-	-	0.0027 U	0.0019 U
cis-1,3-Dichloropropene	mg/kg	-	-	-	0.0027 U	0.0019 U
trans-1,3-Dichloropropene	mg/kg	-	-	-	0.0027 U	0.0019 U
Ethylbenzene	mg/kg	-	-	-	0.0027 U	0.0019 U
2-Hexanone	mg/kg	-	-	-	0.011 U	0.0074 U
Isopropyl benzene	mg/kg	-	-	-	0.0027 U	0.0019 U
Methyl acetate	mg/kg	-	-	-	0.0054 U	0.0037 U
Methyl cyclohexane	mg/kg	-	-	-	0.0054 U	0.0037 U
Methyl tert butyl ether (MTBE)	mg/kg	-	-	-	0.011 U	0.0074 U
4-Methyl-2-pentanone (MIBK)	mg/kg	-	-	-	0.011 U	0.0074 U
Methylene chloride	mg/kg	-	-	-	0.0027 U	0.0019 U
Styrene	mg/kg	-	-	-	0.0027 U	0.0019 U
1,1,2,2-Tetrachloroethane	mg/kg	-	-	-	0.0027 U	0.0019 U
Tetrachloroethene	mg/kg	-	-	-	0.014	0.0019 U

APPENDIX G.1

SOIL QUALITY DATA
RFI REPORT
FORMER MANUAL TRANSMISSIONS OF MUNCIE FACILITY
MUNCIE, INDIANA

AOI		*AOI 19*	*AOI 19*	*AOI 19*	*AOI 20.1*	*AOI 20.1*
Sample Location		*BH-24*	*BH-25*	*BH-25*	*BH59-11*	*BH59-11*
Sample Identification		*SO-017324-092107-MG-007*	*SO-017324-092107-MG-008*	*SO-017324-092107-MG-009*	*S-017324-112911-TP-116*	*S-017324-112911-TP-117*
Sample Date		*9/21/2007*	*9/21/2007*	*9/21/2007*	*11/29/2011*	*11/29/2011*
Sample Depth		*(0-2) ft BGS*	*(0-2) ft BGS*	*(0-2) ft BGS*	*(1-2) ft BGS*	*(12-14) ft BGS*
Sample Type	*Units*			*Duplicate*		
VOCs (Continued)						
Toluene	mg/kg	-	-	-	0.0006 J	0.00019 J
1,2,4-Trichlorobenzene	mg/kg	-	-	-	0.0027 U	0.0019 U
Trichloroethane	mg/kg	-	-	-	-	-
1,1,1-Trichloroethane	mg/kg	-	-	-	0.0027 U	0.0019 U
1,1,2-Trichloroethane	mg/kg	-	-	-	0.0027 U	0.0019 U
Trichloroethene	mg/kg	-	-	-	0.00081 J	0.0019 U
Trichlorofluoromethane (CFC-11)	mg/kg	-	-	-	0.0027 U	0.0019 U
Trifluorotrichloroethane (Freon 113)	mg/kg	-	-	-	0.0027 U	0.0019 U
Vinyl acetate	mg/kg	-	-	-	-	-
Vinyl chloride	mg/kg	-	-	-	0.0027 U	0.0019 U
Xylenes (total)	mg/kg	-	-	-	0.0054 U	0.0037 U
Semi-Volatile Organic Compounds (SVOCs)						
Acenaphthene	mg/kg	-	-	-	0.0083 U	0.0072 U
Acenaphthylene	mg/kg	-	-	-	0.0083 U	0.0072 U
Acetophenone	mg/kg	-	-	-	0.12 U	0.11 U
Anthracene	mg/kg	-	-	-	0.0083 U	0.0072 U
Atrazine	mg/kg	-	-	-	0.25 U	0.22 U
Benzaldehyde	mg/kg	-	-	-	0.12 U	0.11 U
Benzo(a)anthracene	mg/kg	-	-	-	0.0083 U	0.0072 U
Benzo(a)pyrene	mg/kg	-	-	-	0.0083 U	0.0072 U
Benzo(b)fluoranthene	mg/kg	-	-	-	0.0083 U	0.0072 U
Benzo(g,h,i)perylene	mg/kg	-	-	-	0.0083 U	0.0072 U
Benzo(k)fluoranthene	mg/kg	-	-	-	0.0083 U	0.0072 U
Benzoic acid	mg/kg	-	-	-	-	-
Biphenyl (1,1-Biphenyl)	mg/kg	-	-	-	0.062 U	0.054 U
4-Bromophenyl phenyl ether	mg/kg	-	-	-	0.062 U	0.054 U
Butyl benzylphthalate (BBP)	mg/kg	-	-	-	0.062 U	0.054 U
Caprolactam	mg/kg	-	-	-	0.41 U	0.36 U
Carbazole	mg/kg	-	-	-	0.062 U	0.054 U
4-Chloro-3-methylphenol	mg/kg	-	-	-	0.19 U	0.16 U
4-Chloroaniline	mg/kg	-	-	-	0.19 U	0.16 U
bis(2-Chloroethoxy)methane	mg/kg	-	-	-	0.12 U	0.11 U
bis(2-Chloroethyl)ether	mg/kg	-	-	-	0.12 U	0.11 U
2-Chloronaphthalene	mg/kg	-	-	-	0.062 U	0.054 U
2-Chlorophenol	mg/kg	-	-	-	0.062 U	0.054 U
4-Chlorophenyl phenyl ether	mg/kg	-	-	-	0.062 U	0.054 U
Chrysene	mg/kg	-	-	-	0.0083 U	0.0072 U
Dibenz(a,h)anthracene	mg/kg	-	-	-	0.0083 U	0.0072 U
Dibenzofuran	mg/kg	-	-	-	0.062 U	0.054 U
1,2-Dichlorobenzene	mg/kg	-	-	-	-	-
1,3-Dichlorobenzene	mg/kg	-	-	-	-	-
1,4-Dichlorobenzene	mg/kg	-	-	-	-	-
3,3'-Dichlorobenzidine	mg/kg	-	-	-	0.12 U	0.11 U
2,4-Dichlorophenol	mg/kg	-	-	-	0.19 U	0.16 U
Diethyl phthalate	mg/kg	-	-	-	0.062 U	0.054 U

APPENDIX G.1

SOIL QUALITY DATA
RFI REPORT
FORMER MANUAL TRANSMISSIONS OF MUNCIE FACILITY
MUNCIE, INDIANA

AOI		*AOI 19*	*AOI 19*	*AOI 19*	*AOI 20.1*	*AOI 20.1*
Sample Location		*BH-24*	*BH-25*	*BH-25*	*BH59-11*	*BH59-11*
Sample Identification		*SO-017324-092107-MG-007*	*SO-017324-092107-MG-008*	*SO-017324-092107-MG-009*	*S-017324-112911-TP-116*	*S-017324-112911-TP-117*
Sample Date		*9/21/2007*	*9/21/2007*	*9/21/2007*	*11/29/2011*	*11/29/2011*
Sample Depth		*(0-2) ft BGS*	*(0-2) ft BGS*	*(0-2) ft BGS*	*(1-2) ft BGS*	*(12-14) ft BGS*
Sample Type	*Units*			*Duplicate*		
SVOCs (Continued)						
Dimethyl phthalate	mg/kg	-	-	-	0.062 U	0.054 U
2,4-Dimethylphenol	mg/kg	-	-	-	0.19 U	0.16 U
Di-n-butylphthalate (DBP)	mg/kg	-	-	-	0.062 U	0.054 U
4,6-Dinitro-2-methylphenol	mg/kg	-	-	-	0.19 U	0.16 U
2,4-Dinitrophenol	mg/kg	-	-	-	0.41 U	0.36 U
2,4-Dinitrotoluene	mg/kg	-	-	-	0.25 U	0.22 U
2,6-Dinitrotoluene	mg/kg	-	-	-	0.25 U	0.22 U
Di-n-octyl phthalate (DnOP)	mg/kg	-	-	-	0.062 U	0.054 U
bis(2-Ethylhexyl)phthalate (DEHP)	mg/kg	-	-	-	0.062 U	0.054 U
Fluoranthene	mg/kg	-	-	-	0.0083 U	0.0072 U
Fluorene	mg/kg	-	-	-	0.0083 U	0.0072 U
Hexachlorobenzene	mg/kg	-	-	-	0.0083 U	0.0072 U
Hexachlorobutadiene	mg/kg	-	-	-	0.062 U	0.054 U
Hexachlorocyclopentadiene	mg/kg	-	-	-	R	0.36 U
Hexachloroethane	mg/kg	-	-	-	0.062 U	0.054 U
Indeno(1,2,3-cd)pyrene	mg/kg	-	-	-	0.0083 U	0.0072 U
Isophorone	mg/kg	-	-	-	0.062 U	0.054 U
2-Methylnaphthalene	mg/kg	-	-	-	0.0083 U	0.0072 U
2-Methylphenol	mg/kg	-	-	-	0.25 U	0.22 U
3&4-Methylphenol	mg/kg	-	-	-	0.5 U	0.43 U
4-Methylphenol	mg/kg	-	-	-	-	-
Naphthalene	mg/kg	-	-	-	0.0083 U	0.0072 U
2-Nitroaniline	mg/kg	-	-	-	0.25 U	0.22 U
3-Nitroaniline	mg/kg	-	-	-	0.25 U	0.22 U
4-Nitroaniline	mg/kg	-	-	-	0.25 U	0.22 U
Nitrobenzene	mg/kg	-	-	-	0.12 U	0.11 U
2-Nitrophenol	mg/kg	-	-	-	0.062 U	0.054 U
4-Nitrophenol	mg/kg	-	-	-	0.41 U	0.36 U
N-Nitrosodi-n-propylamine	mg/kg	-	-	-	0.062 U	0.054 U
N-Nitrosodiphenylamine	mg/kg	-	-	-	0.062 U	0.054 U
N-Nitrosodimethylamine	mg/kg	-	-	-	-	-
2,2'-Oxybis(1-chloropropane)	mg/kg	-	-	-	0.12 U	0.11 U
Pentachlorophenol	mg/kg	-	-	-	0.19 U	0.16 U
Phenanthrene	mg/kg	-	-	-	0.0083 U	0.0072 U
Phenol	mg/kg	-	-	-	0.062 U	0.054 U
Pyrene	mg/kg	-	-	-	0.0083 U	0.0072 U
1,2,4-Trichlorobenzene	mg/kg	-	-	-	-	-
2,4,5-Trichlorophenol	mg/kg	-	-	-	0.19 U	0.16 U
2,4,6-Trichlorophenol	mg/kg	-	-	-	0.19 U	0.16 U

APPENDIX G.1

SOIL QUALITY DATA
RFI REPORT
FORMER MANUAL TRANSMISSIONS OF MUNCIE FACILITY
MUNCIE, INDIANA

AOI		*AOI 19*	*AOI 19*	*AOI 19*	*AOI 20.1*	*AOI 20.1*
Sample Location		*BH-24*	*BH-25*	*BH-25*	*BH59-11*	*BH59-11*
Sample Identification		*SO-017324-092107-MG-007*	*SO-017324-092107-MG-008*	*SO-017324-092107-MG-009*	*S-017324-112911-TP-116*	*S-017324-112911-TP-117*
Sample Date		*9/21/2007*	*9/21/2007*	*9/21/2007*	*11/29/2011*	*11/29/2011*
Sample Depth		*(0-2) ft BGS*	*(0-2) ft BGS*	*(0-2) ft BGS*	*(1-2) ft BGS*	*(12-14) ft BGS*
Sample Type	*Units*			*Duplicate*		
Polychlorinated Biphenyls (PCBs)						
Aroclor-1016 (PCB-1016)	mg/kg	-	-	-	0.041 U	0.036 U
Aroclor-1221 (PCB-1221)	mg/kg	-	-	-	0.041 U	0.036 U
Aroclor-1232 (PCB-1232)	mg/kg	-	-	-	0.041 U	0.036 U
Aroclor-1242 (PCB-1242)	mg/kg	-	-	-	0.041 U	0.036 U
Aroclor-1248 (PCB-1248)	mg/kg	-	-	-	0.041 U	0.036 U
Aroclor-1254 (PCB-1254)	mg/kg	-	-	-	0.041 U	0.036 U
Aroclor-1260 (PCB-1260)	mg/kg	-	-	-	0.041 U	0.036 U
Total PCBs	mg/kg	-	-	-	ND	ND
Total Petroleum Hydrocarbons (TPH)						
Total Petroleum Hydrocarbons - Diesel	mg/kg	-	-	-	-	-
Total Petroleum Hydrocarbons - Gas	mg/kg	-	-	-	-	-
Total Petroleum Hydrocarbons - Oil	mg/kg	-	-	-	-	-
Total Petroleum Hydrocarbons	mg/kg	-	-	-	-	-
Total Petroleum Hydrocarbons - Purgeable (GRO)	mg/kg	-	-	-	-	-
Total Petroleum Hydrocarbons (C10-C20)	mg/kg	-	-	-	-	-
Total Petroleum Hydrocarbons (C20-C34)	mg/kg	-	-	-	-	-
Total Petroleum Hydrocarbons (C6-C10) GRO	mg/kg	-	-	-	-	-
Metals						
Aluminum	mg/kg	2040	1610	2080	15000	2500
Antimony	mg/kg	6.3 U	6.4 U	6.3 U	R	0.92 U
Arsenic	mg/kg	3.6	3.5	**7.8**[a]	**11**[a]	3.9
Barium	mg/kg	18.1 J	12.0 J	14.9 J	110	22
Beryllium	mg/kg	0.36 J	0.11 J	0.15 J	0.73	0.14 J
Cadmium	mg/kg	0.40 J	0.13 J	0.18 J	0.20 J	0.092 J
Calcium	mg/kg	126000	106000	111000	37000	110000
Chromium	mg/kg	4.8	2.8	5.5	20	5.8
Chromium VI (hexavalent)	mg/kg	**0.47 J**[a]	**0.57 J**[a]	**0.81 J**[a]	-	-
Cobalt	mg/kg	2.7 J	2.3 J	3.1 J	**8.4**[a]	2.9 J
Copper	mg/kg	7.7	6.3	9.5	26	11
Iron	mg/kg	**23800**[a]	4680	**6550**[a]	**24000**[a]	**7400**[a]
Lead	mg/kg	3.1	3.1	8.0	13	4.9
Magnesium	mg/kg	59400	50000	48500	25000	40000
Manganese	mg/kg	307	198	222	410	190
Mercury	mg/kg	0.10 U	0.11 U	0.10 U	0.040 J	0.089 U
Nickel	mg/kg	8.6	6.6	8.6	26	8.9
Potassium	mg/kg	374 J	318 J	414 J	1500	490
Selenium	mg/kg	0.52 U	0.53 U	0.52 U	0.66	0.46 U
Silver	mg/kg	1.0 U	1.1 U	1.0 U	0.62 U	0.46 U
Sodium	mg/kg	139 J	125 J	101 J	90 J	88 J
Thallium	mg/kg	1.0 U	1.1 U	1.0 U	1.2 U	0.92 U
Vanadium	mg/kg	8.4	5.6	8.4	31	8.3
Zinc	mg/kg	25.4	20.9	26.2	70	27

APPENDIX G.1

SOIL QUALITY DATA
RFI REPORT
FORMER MANUAL TRANSMISSIONS OF MUNCIE FACILITY
MUNCIE, INDIANA

AOI		***AOI 19***	***AOI 19***	***AOI 19***	***AOI 20.1***	***AOI 20.1***
Sample Location		***BH-24***	***BH-25***	***BH-25***	***BH59-11***	***BH59-11***
Sample Identification		***SO-017324-092107-MG-007***	***SO-017324-092107-MG-008***	***SO-017324-092107-MG-009***	***S-017324-112911-TP-116***	***S-017324-112911-TP-117***
Sample Date		***9/21/2007***	***9/21/2007***	***9/21/2007***	***11/29/2011***	***11/29/2011***
Sample Depth		***(0-2) ft BGS***	***(0-2) ft BGS***	***(0-2) ft BGS***	***(1-2) ft BGS***	***(12-14) ft BGS***
Sample Type	***Units***			***Duplicate***		
General Chemistry						
Carbonate (as CaCO3)	mg/kg	-	-	-	-	-
Chloride	mg/kg	-	-	-	-	-
Chloride	s.u.	-	-	-	-	-
Cyanide (total)	mg/kg	-	-	-	-	-
N-Hexane extractable material	mg/kg	-	-	-	-	-
Percent moisture	%	-	-	-	-	-
pH	s.u.	-	-	-	-	-
Saturated aliphatic hydrocarbons	mg/kg	-	-	-	-	-
Sulfate	mg/kg	-	-	-	-	-
Total solids	%	95.5	94.2	96.0	-	-

Notes

mg/kg - Milligrams per kilogram
"-" - No value
U - Not detected at the associated reporting limit
J - Estimated concentration
UJ - Not detected; associated reporting limit is estimated
R - Rejected
s.u. - Standard units
nc - No criteria
ND - Non Detect (calculation)
BOLD[abc] Concentration exceeds associated screening level
IDEM Appendix A: Screening Levels Remedation Closure Guide - March 25, 2014
a - Exceeds IDEM residential migration to ground water screening levels
b - Exceeds IDEM commercial/industrial direct contact screening levels
c - Exceeds IDEM excavation direct contact screening levels

APPENDIX G.1

SOIL QUALITY DATA
RFI REPORT
FORMER MANUAL TRANSMISSIONS OF MUNCIE FACILITY
MUNCIE, INDIANA

AOI		*AOI 20.2*	*AOI 20.2*	*AOI 20.2*	*AOI 20.2*	*AOI 20.2*	*AOI 21*	*AOI 21*
Sample Location		*BH62-11*	*BH62-11*	*BH15-13*	*BH15-13*	*BH15-13*	*BH63-11*	*BH64-11*
Sample Identification		*S-017324-112911-TP-132*	*S-017324-112911-TP-133*	*S-021213-SM-041*	*S-021213-SM-042*	*S-021213-SM-043*	*S-017324-112911-TP-128*	*S-017324-112911-TP-130*
Sample Date		*11/29/2011*	*11/29/2011*	*2/13/2013*	*2/13/2013*	*2/13/2013*	*11/29/2011*	*11/29/2011*
Sample Depth		*(1-2) ft BGS*	*(6-8) ft BGS*	*(5-6) ft BGS*	*(8-10.5) ft BGS*	*(10.5-13) ft BGS*	*(1-2) ft BGS*	*(1-2) ft BGS*
Sample Type	*Units*							
Volatile Organic Compounds (VOCs)								
Acetone	mg/kg	0.0092 U	0.012 U	0.016 U	0.017 U	0.017 U	0.47 U	0.5 U
Benzene	mg/kg	0.0023 U	0.0029 U	0.0039 U	0.0043 U	0.0042 U	0.12 U	0.13 U
Benzyl alcohol	mg/kg	-	-	-	-	-	-	-
Bromodichloromethane	mg/kg	0.0023 U	0.0029 U	0.0039 U	0.0043 U	0.0042 U	0.12 U	0.13 U
Bromoform	mg/kg	0.0023 U	0.0029 U	0.0039 U	0.0043 U	0.0042 U	0.12 U	0.13 U
Bromomethane (Methyl bromide)	mg/kg	0.0023 U	0.0029 U	0.0039 U	0.0043 U	0.0042 U	0.12 U	0.13 U
2-Butanone (Methyl ethyl ketone) (MEK)	mg/kg	0.0092 U	0.012 U	0.016 U	0.017 U	0.017 U	0.47 U	0.039 J
Carbon disulfide	mg/kg	0.0023 U	0.0029 U	0.0039 U	0.0043 U	0.0042 U	0.021 J	0.024 J
Carbon tetrachloride	mg/kg	0.0023 U	0.0029 U	0.0039 U	0.0043 U	0.0042 U	0.12 U	0.13 U
4-Chloroaniline	mg/kg	-	-	-	-	-	-	-
Chlorobenzene	mg/kg	0.0023 U	0.0029 U	0.0039 U	0.0043 U	0.0042 U	0.12 U	0.13 U
Chloroethane	mg/kg	0.0023 U	0.0029 U	0.0039 U	0.0043 U	0.0042 U	0.12 U	0.056 J
2-Chloroethyl vinyl ether	mg/kg	-	-	-	-	-	-	-
Chloroform (Trichloromethane)	mg/kg	0.0023 U	0.0029 U	0.0039 U	0.0043 U	0.0042 U	0.12 U	0.13 U
Chloromethane (Methyl chloride)	mg/kg	0.0023 U	0.0029 U	0.0039 U	0.0043 U	0.0042 U	0.12 U	0.13 U
Cyclohexane	mg/kg	0.0046 U	0.0058 U	0.0078 U	0.0086 U	0.0084 U	0.24 U	0.25 U
Dibenzofuran	mg/kg	-	-	-	-	-	-	-
1,2-Dibromo-3-chloropropane (DBCP)	mg/kg	0.0046 U	0.0058 U	0.0078 U	0.0086 U	0.0084 U	0.24 U	0.25 U
Dibromochloromethane	mg/kg	0.0023 U	0.0029 U	0.0039 U	0.0043 U	0.0042 U	0.12 U	0.13 U
1,2-Dibromoethane (Ethylene dibromide)	mg/kg	0.0023 U	0.0029 U	0.0039 U	0.0043 U	0.0042 U	0.12 U	0.13 U
1,2-Dichlorobenzene	mg/kg	0.0023 U	0.0029 U	0.0039 U	0.0043 U	0.0042 U	0.12 U	0.13 U
1,3-Dichlorobenzene	mg/kg	0.0023 U	0.0029 U	0.0039 U	0.0043 U	0.0042 U	0.12 U	0.13 U
1,4-Dichlorobenzene	mg/kg	0.0023 U	0.0029 U	0.0039 U	0.0043 U	0.0042 U	0.12 U	0.13 U
Dichlorodifluoromethane (CFC-12)	mg/kg	0.0023 U	0.0029 U	0.0039 U	0.0043 U	0.0042 U	0.12 U	0.13 U
Dichloroethane	mg/kg	-	-	-	-	-	-	-
1,1-Dichloroethane	mg/kg	0.0023 U	0.0029 U	0.0038 J	0.0043 U	0.012	**0.6**[a]	**1.4**[a]
1,2-Dichloroethane	mg/kg	0.00066 J	0.0006 J	0.0039 U	0.0043 U	0.00036 J	0.12 U	0.13 U
Dichloroethene	mg/kg	-	-	-	-	-	-	-
1,2-Dichloroethene (total)	mg/kg	-	-	-	-	-	-	-
1,1-Dichloroethene	mg/kg	0.0023 U	0.0029 U	0.0019 J	0.0043 U	0.0051	**0.059 J**[a]	0.04 J
cis-1,2-Dichloroethene	mg/kg	0.0023 U	0.0029 U	0.0039 U	0.0043 U	0.0042 U	0.32	0.13 U
trans-1,2-Dichloroethene	mg/kg	0.0023 U	0.0029 U	0.0039 U	0.0043 U	0.0042 U	0.014 J	0.13 U
1,2-Dichloropropane	mg/kg	0.0023 U	0.0029 U	0.0039 U	0.0043 U	0.0042 U	0.12 U	0.13 U
cis-1,3-Dichloropropene	mg/kg	0.0023 U	0.0029 U	0.0039 U	0.0043 U	0.0042 U	0.12 U	0.13 U
trans-1,3-Dichloropropene	mg/kg	0.0023 U	0.0029 U	0.0039 U	0.0043 U	0.0042 U	0.12 U	0.13 U
Ethylbenzene	mg/kg	0.0023 U	0.0029 U	0.0039 U	0.0043 U	0.0042 U	0.12 U	0.13 U
2-Hexanone	mg/kg	0.0092 U	0.012 U	0.016 U	0.017 U	0.017 U	0.47 U	0.5 U
Isopropyl benzene	mg/kg	0.0023 U	0.0029 U	0.0039 U	0.0043 U	0.0042 U	0.12 U	0.13 U
Methyl acetate	mg/kg	0.0046 U	0.0058 U	0.0078 U	0.0086 U	0.0084 U	0.037 J	0.08 J
Methyl cyclohexane	mg/kg	0.0046 U	0.0058 U	0.0078 U	0.0086 U	0.0084 U	0.24 U	0.0067 J
Methyl tert butyl ether (MTBE)	mg/kg	0.0092 U	0.012 U	0.016 U	0.017 U	0.017 U	0.47 U	0.5 U
4-Methyl-2-pentanone (MIBK)	mg/kg	0.0092 U	0.012 U	0.00046 J	0.017 U	0.017 U	0.47 U	0.5 U
Methylene chloride	mg/kg	0.0023 U	0.0029 U	0.0039 U	0.0043 U	0.0042 U	0.12 U	0.13 U
Styrene	mg/kg	0.0023 U	0.0029 U	0.00044 J	0.0043 U	0.0042 U	0.12 U	0.13 U
1,1,2,2-Tetrachloroethane	mg/kg	0.0023 U	0.0029 U	0.0039 U	0.0043 U	0.0042 U	0.12 U	0.13 U
Tetrachloroethene	mg/kg	0.0023 U	0.0029 U	0.0012 J	0.0043 U	0.0042 U	**0.27**[a]	**0.07 J**[a]

APPENDIX G.1

SOIL QUALITY DATA
RFI REPORT
FORMER MANUAL TRANSMISSIONS OF MUNCIE FACILITY
MUNCIE, INDIANA

AOI		*AOI 20.2*	*AOI 20.2*	*AOI 20.2*	*AOI 20.2*	*AOI 20.2*	*AOI 21*	*AOI 21*
Sample Location		*BH62-11*	*BH62-11*	*BH15-13*	*BH15-13*	*BH15-13*	*BH63-11*	*BH64-11*
Sample Identification		*S-017324-112911-TP-132*	*S-017324-112911-TP-133*	*S-021213-SM-041*	*S-021213-SM-042*	*S-021213-SM-043*	*S-017324-112911-TP-128*	*S-017324-112911-TP-130*
Sample Date		*11/29/2011*	*11/29/2011*	*2/13/2013*	*2/13/2013*	*2/13/2013*	*11/29/2011*	*11/29/2011*
Sample Depth		*(1-2) ft BGS*	*(6-8) ft BGS*	*(5-6) ft BGS*	*(8-10.5) ft BGS*	*(10.5-13) ft BGS*	*(1-2) ft BGS*	*(1-2) ft BGS*
Sample Type	*Units*							
VOCs (Continued)								
Toluene	mg/kg	0.0003 J	0.00026 J	0.0039 U	0.0043 U	0.0042 U	0.011 J	0.13 U
1,2,4-Trichlorobenzene	mg/kg	0.0023 U	0.0029 U	0.0039 U	0.0043 U	0.0042 U	0.12 U	0.13 U
Trichloroethane	mg/kg	-	-	-	-	-	-	-
1,1,1-Trichloroethane	mg/kg	0.0023 U	0.0029 U	0.026	0.0043 U	0.059	**2.6**[a]	0.055 J
1,1,2-Trichloroethane	mg/kg	0.0023 U	0.0029 U	0.0039 U	0.0043 U	0.0042 U	0.12 U	0.13 U
Trichloroethene	mg/kg	0.0023 U	0.0029 U	0.00043 J	0.0043 U	0.0042 U	**0.12**[a]	0.0058 J
Trichlorofluoromethane (CFC-11)	mg/kg	0.0023 U	0.0029 U	0.0039 U	0.0043 U	0.0042 U	0.12 U	0.13 U
Trifluorotrichloroethane (Freon 113)	mg/kg	0.0023 U	0.0029 U	0.0039 U	0.0043 U	0.0042 U	0.12 U	0.13 U
Vinyl acetate	mg/kg	-	-	-	-	-	-	-
Vinyl chloride	mg/kg	0.0023 U	0.0029 U	0.0039 U	0.0043 U	0.0042 U	0.12 U	0.13 U
Xylenes (total)	mg/kg	0.0046 U	0.0058 U	0.0078 U	0.0086 U	0.0084 U	0.06 J	0.25 U
Semi-Volatile Organic Compounds (SVOCs)								
Acenaphthene	mg/kg	0.0077 U	0.009 U	0.0056 J	0.0076 U	0.0073 U	0.35 U	0.0075 U
Acenaphthylene	mg/kg	0.0077 U	0.009 U	0.0074 U	0.0076 U	0.0073 U	0.35 U	0.0075 U
Acetophenone	mg/kg	0.11 U	0.13 U	0.11 U	0.11 U	0.11 U	5.3 U	0.11 U
Anthracene	mg/kg	0.0077 U	0.009 U	0.01	0.0076 U	0.0073 U	0.35 U	0.0075 U
Atrazine	mg/kg	0.23 U	0.27 U	0.22 U	0.23 U	0.22 U	11 U	0.23 U
Benzaldehyde	mg/kg	0.11 U	0.13 U	0.11 U	0.11 U	0.11 U	5.3 U	0.11 U
Benzo(a)anthracene	mg/kg	0.0077 U	0.009 U	0.03	0.012	0.0073 U	0.35 U	0.013
Benzo(a)pyrene	mg/kg	0.0077 U	0.009 U	0.032	0.019	0.0073 U	0.35 U	0.012
Benzo(b)fluoranthene	mg/kg	0.011	0.009 U	0.043	0.02	0.0073 U	0.35 U	0.022
Benzo(g,h,i)perylene	mg/kg	0.0079	0.009 U	0.021	0.023	0.0073 U	0.35 U	0.017
Benzo(k)fluoranthene	mg/kg	0.0077 U	0.009 U	0.024	0.0076 U	0.0073 U	0.35 U	0.0087
Benzoic acid	mg/kg	-	-	-	-	-	-	-
Biphenyl (1,1-Biphenyl)	mg/kg	0.057 U	0.067 U	0.056 U	0.057 U	0.055 U	2.7 U	0.057 U
4-Bromophenyl phenyl ether	mg/kg	0.057 U	0.067 U	0.056 U	0.057 U	0.055 U	2.7 U	0.057 U
Butyl benzylphthalate (BBP)	mg/kg	0.057 U	0.067 U	0.056 U	0.016 J	0.055 U	2.7 U	0.057 U
Caprolactam	mg/kg	0.38 U	0.44 U	0.37 U	0.38 U	0.36 U	18 U	0.37 U
Carbazole	mg/kg	0.057 U	0.067 U	0.056 U	0.057 U	0.055 U	2.7 U	0.057 U
4-Chloro-3-methylphenol	mg/kg	0.17 U	0.2 U	0.17 U	0.17 U	0.16 U	8 U	0.17 U
4-Chloroaniline	mg/kg	0.17 U	0.2 U	0.17 U	0.17 U	0.16 U	8 U	0.17 U
bis(2-Chloroethoxy)methane	mg/kg	0.11 U	0.13 U	0.11 U	0.11 U	0.11 U	5.3 U	0.11 U
bis(2-Chloroethyl)ether	mg/kg	0.11 U	0.13 U	0.11 U	0.11 U	0.11 U	5.3 U	0.11 U
2-Chloronaphthalene	mg/kg	0.057 U	0.067 U	0.056 U	0.057 U	0.055 U	2.7 U	0.057 U
2-Chlorophenol	mg/kg	0.057 U	0.067 U	0.056 U	0.057 U	0.055 U	2.7 U	0.057 U
4-Chlorophenyl phenyl ether	mg/kg	0.057 U	0.067 U	0.056 U	0.057 U	0.055 U	2.7 U	0.057 U
Chrysene	mg/kg	0.0077 U	0.009 U	0.037	0.021	0.0073 U	0.35 U	0.02
Dibenz(a,h)anthracene	mg/kg	0.0077 U	0.009 U	0.0074 U	0.0076 U	0.0073 U	0.35 U	0.0075 U
Dibenzofuran	mg/kg	0.057 U	0.067 U	0.056 U	0.057 U	0.055 U	2.7 U	0.0049 J
1,2-Dichlorobenzene	mg/kg	-	-	-	-	-	-	-
1,3-Dichlorobenzene	mg/kg	-	-	-	-	-	-	-
1,4-Dichlorobenzene	mg/kg	-	-	-	-	-	-	-
3,3'-Dichlorobenzidine	mg/kg	0.11 U	0.13 U	0.11 U	0.11 U	0.11 U	5.3 U	0.11 U
2,4-Dichlorophenol	mg/kg	0.17 U	0.2 U	0.17 U	0.17 U	0.16 U	8 U	0.17 U
Diethyl phthalate	mg/kg	0.057 U	0.067 U	0.056 U	0.057 U	0.055 U	2.7 U	0.057 U

APPENDIX G.1

SOIL QUALITY DATA
RFI REPORT
FORMER MANUAL TRANSMISSIONS OF MUNCIE FACILITY
MUNCIE, INDIANA

AOI		*AOI 20.2*	*AOI 20.2*	*AOI 20.2*	*AOI 20.2*	*AOI 20.2*	*AOI 21*	*AOI 21*
Sample Location		*BH62-11*	*BH62-11*	*BH15-13*	*BH15-13*	*BH15-13*	*BH63-11*	*BH64-11*
Sample Identification		*S-017324-112911-TP-132*	*S-017324-112911-TP-133*	*S-021213-SM-041*	*S-021213-SM-042*	*S-021213-SM-043*	*S-017324-112911-TP-128*	*S-017324-112911-TP-130*
Sample Date		*11/29/2011*	*11/29/2011*	*2/13/2013*	*2/13/2013*	*2/13/2013*	*11/29/2011*	*11/29/2011*
Sample Depth		*(1-2) ft BGS*	*(6-8) ft BGS*	*(5-6) ft BGS*	*(8-10.5) ft BGS*	*(10.5-13) ft BGS*	*(1-2) ft BGS*	*(1-2) ft BGS*
Sample Type	*Units*							
SVOCs (Continued)								
Dimethyl phthalate	mg/kg	0.057 U	0.067 U	0.026 J	0.057 U	0.055 U	2.7 U	0.057 U
2,4-Dimethylphenol	mg/kg	0.17 U	0.2 U	0.17 U	0.17 U	0.16 U	8 U	0.17 U
Di-n-butylphthalate (DBP)	mg/kg	0.057 U	0.067 U	0.056 U	0.057 U	0.055 U	2.7 U	0.057 U
4,6-Dinitro-2-methylphenol	mg/kg	0.17 U	0.2 U	0.17 U	0.17 U	0.16 U	8 U	0.17 U
2,4-Dinitrophenol	mg/kg	0.38 U	0.44 U	0.37 U	0.38 U	0.36 U	18 U	0.37 U
2,4-Dinitrotoluene	mg/kg	0.23 U	0.27 U	0.22 U	0.23 U	0.22 U	11 U	0.23 U
2,6-Dinitrotoluene	mg/kg	0.23 U	0.27 U	0.22 U	0.23 U	0.22 U	11 U	0.23 U
Di-n-octyl phthalate (DnOP)	mg/kg	0.057 U	0.067 U	0.056 U	0.057 U	0.055 U	2.7 U	0.057 U
bis(2-Ethylhexyl)phthalate (DEHP)	mg/kg	0.057 U	0.036 J	0.056 U	0.057 U	0.055 U	2.7 U	0.027 J
Fluoranthene	mg/kg	0.0077	0.009 U	0.069	0.025	0.0089	0.35 U	0.031
Fluorene	mg/kg	0.0077 U	0.009 U	0.0044 J	0.0076 U	0.0073 U	0.35 U	0.0075 U
Hexachlorobenzene	mg/kg	0.0077 U	0.009 U	0.0074 U	0.0076 U	0.0073 U	0.35 U	0.0075 U
Hexachlorobutadiene	mg/kg	0.057 U	0.067 U	0.056 U	0.057 U	0.055 U	2.7 U	0.057 U
Hexachlorocyclopentadiene	mg/kg	0.38 U	0.44 U	0.37 U	0.38 U	0.36 U	18 U	0.37 U
Hexachloroethane	mg/kg	0.057 U	0.067 U	0.056 U	0.057 U	0.055 U	2.7 U	0.057 U
Indeno(1,2,3-cd)pyrene	mg/kg	0.0077 U	0.009 U	0.012	0.0076 U	0.0073 U	0.35 U	0.011
Isophorone	mg/kg	0.057 U	0.067 U	0.056 U	0.057 U	0.055 U	2.7 U	0.057 U
2-Methylnaphthalene	mg/kg	0.0077 U	0.009 U	0.0074 U	0.0076 U	0.0073 U	0.35 U	0.011
2-Methylphenol	mg/kg	0.23 U	0.27 U	0.22 U	0.23 U	0.22 U	11 U	0.23 U
3&4-Methylphenol	mg/kg	0.46 U	0.54 U	0.45 U	0.46 U	0.44 U	21 U	0.45 U
4-Methylphenol	mg/kg	-	-	-	-	-	-	-
Naphthalene	mg/kg	0.0077 U	0.009 U	0.0074 U	0.0076 U	0.0073 U	0.35 U	0.0078
2-Nitroaniline	mg/kg	0.23 U	0.27 U	0.22 U	0.23 U	0.22 U	11 U	0.23 U
3-Nitroaniline	mg/kg	0.23 U	0.27 U	0.22 U	0.23 U	0.22 U	11 U	0.23 U
4-Nitroaniline	mg/kg	0.23 U	0.27 U	0.22 U	0.23 U	0.22 U	11 U	0.23 U
Nitrobenzene	mg/kg	0.11 U	0.13 U	0.11 U	0.11 U	0.11 U	5.3 U	0.11 U
2-Nitrophenol	mg/kg	0.057 U	0.067 U	0.056 U	0.057 U	0.055 U	2.7 U	0.057 U
4-Nitrophenol	mg/kg	0.38 U	0.44 U	0.37 U	0.38 U	0.36 U	18 U	0.37 U
N-Nitrosodi-n-propylamine	mg/kg	0.057 U	0.067 U	0.056 U	0.057 U	0.055 U	2.7 U	0.057 U
N-Nitrosodiphenylamine	mg/kg	0.057 U	0.067 U	0.056 U	0.057 U	0.055 U	2.7 U	0.057 U
N-Nitrosodimethylamine	mg/kg	-	-	-	-	-	-	-
2,2'-Oxybis(1-chloropropane)	mg/kg	0.11 U	0.13 U	0.11 U	0.11 U	0.11 U	5.3 U	0.11 U
Pentachlorophenol	mg/kg	0.17 U	0.2 U	0.17 U	0.17 U	0.16 U	8 U	0.17 U
Phenanthrene	mg/kg	0.0077 U	0.009 U	0.039	0.022	0.0073 U	0.35 U	0.029
Phenol	mg/kg	0.057 U	0.067 U	0.056 U	0.057 U	0.055 U	2.7 U	0.057 U
Pyrene	mg/kg	0.0089	0.009 U	0.054	0.031	0.0075	0.35 U	0.024
1,2,4-Trichlorobenzene	mg/kg	-	-	-	-	-	-	-
2,4,5-Trichlorophenol	mg/kg	0.17 U	0.2 U	0.17 U	0.17 U	0.16 U	8 U	0.17 U
2,4,6-Trichlorophenol	mg/kg	0.17 U	0.2 U	0.17 U	0.17 U	0.16 U	8 U	0.17 U

APPENDIX G.1

SOIL QUALITY DATA
RFI REPORT
FORMER MANUAL TRANSMISSIONS OF MUNCIE FACILITY
MUNCIE, INDIANA

AOI		*AOI 20.2*	*AOI 20.2*	*AOI 20.2*	*AOI 20.2*	*AOI 20.2*	*AOI 21*	*AOI 21*
Sample Location		*BH62-11*	*BH62-11*	*BH15-13*	*BH15-13*	*BH15-13*	*BH63-11*	*BH64-11*
Sample Identification		*S-017324-112911-TP-132*	*S-017324-112911-TP-133*	*S-021213-SM-041*	*S-021213-SM-042*	*S-021213-SM-043*	*S-017324-112911-TP-128*	*S-017324-112911-TP-130*
Sample Date		*11/29/2011*	*11/29/2011*	*2/13/2013*	*2/13/2013*	*2/13/2013*	*11/29/2011*	*11/29/2011*
Sample Depth		*(1-2) ft BGS*	*(6-8) ft BGS*	*(5-6) ft BGS*	*(8-10.5) ft BGS*	*(10.5-13) ft BGS*	*(1-2) ft BGS*	*(1-2) ft BGS*
Sample Type	*Units*							
Polychlorinated Biphenyls (PCBs)								
Aroclor-1016 (PCB-1016)	mg/kg	0.038 U	0.044 U	0.037 U	0.038 U	0.036 U	-	-
Aroclor-1221 (PCB-1221)	mg/kg	0.038 U	0.044 U	0.037 U	0.038 U	0.036 U	-	-
Aroclor-1232 (PCB-1232)	mg/kg	0.038 U	0.044 U	0.037 U	0.038 U	0.036 U	-	-
Aroclor-1242 (PCB-1242)	mg/kg	0.038 U	0.044 U	0.037 U	0.038 U	0.036 U	-	-
Aroclor-1248 (PCB-1248)	mg/kg	0.026 J	0.044 U	0.037 U	0.038 U	0.036 U	-	-
Aroclor-1254 (PCB-1254)	mg/kg	0.038 U	0.044 U	0.021 J	0.038 U	0.036 U	-	-
Aroclor-1260 (PCB-1260)	mg/kg	0.038 U	0.044 U	0.037 U	0.038 U	0.036 U	-	-
Total PCBs	mg/kg	0.026 J	ND	0.021 J	ND	ND	-	-
Total Petroleum Hydrocarbons (TPH)								
Total Petroleum Hydrocarbons - Diesel	mg/kg	-	-	-	-	-	-	-
Total Petroleum Hydrocarbons - Gas	mg/kg	-	-	-	-	-	-	-
Total Petroleum Hydrocarbons - Oil	mg/kg	-	-	-	-	-	-	-
Total Petroleum Hydrocarbons	mg/kg	-	-	-	-	-	-	-
Total Petroleum Hydrocarbons - Purgeable (GRO)	mg/kg	-	-	-	-	-	-	-
Total Petroleum Hydrocarbons (C10-C20)	mg/kg	-	-	-	-	-	-	-
Total Petroleum Hydrocarbons (C20-C34)	mg/kg	-	-	-	-	-	-	-
Total Petroleum Hydrocarbons (C6-C10) GRO	mg/kg	-	-	-	-	-	-	-
Metals								
Aluminum	mg/kg	8300	11000	4900	8000	3700	1300	8400
Antimony	mg/kg	1.1 U	0.79 J	1.1 U	0.89 U	0.84 U	0.90 U	1.0 U
Arsenic	mg/kg	4.6	**7.8**[a]	5.6	4.8	5.6	4.4	**6.7**[a]
Barium	mg/kg	67	94	41	52	29	15 J	81
Beryllium	mg/kg	0.30 J	0.47 J	0.18 J	0.35 J	0.11 J	0.049 J	0.35 J
Cadmium	mg/kg	0.18 J	0.37	0.30	0.20	0.29	0.21	0.32
Calcium	mg/kg	2200	39000	120000	97000	120000	43000	46000
Chromium	mg/kg	11	17	8.5	14	6.3	4.4	12
Chromium VI (hexavalent)	mg/kg	-	-	-	-	-	-	-
Cobalt	mg/kg	**6.0**[a]	**10**[a]	**4.5 J**[a]	**11**[a]	4.3	2.0 J	**7.0**[a]
Copper	mg/kg	8.4	27	13	19	12	9.1	17
Iron	mg/kg	**13000**[a]	**24000**[a]	**11000**[a]	**13000**[a]	**9400**[a]	5600	**16000**[a]
Lead	mg/kg	14	12	5.1	6.6	4.7	6.2	26
Magnesium	mg/kg	1800	23000	40000	29000	35000	49000	26000
Manganese	mg/kg	320	**860**[a]	200	290	260	290	310
Mercury	mg/kg	0.081 U	0.10 U	0.071 J	0.078 J	0.073 J	0.061 U	0.017 J
Nickel	mg/kg	9.0	29	15	26	14	6.4	17
Potassium	mg/kg	640	1300	1100	2400	820	310 J	950
Selenium	mg/kg	0.54 U	0.66 U	0.54 U	0.50	0.42 U	0.45 U	0.52 U
Silver	mg/kg	0.54 U	0.66 U	0.54 U	0.45 U	0.42 U	0.45 U	0.52 U
Sodium	mg/kg	540 U	660 U	150 J	170 J	130 J	100 J	130 J
Thallium	mg/kg	1.1 U	1.8	1.1 U	0.73 J	0.84 U	0.87 J	1.0 U
Vanadium	mg/kg	21	27	12	20	9.6	6.4	21
Zinc	mg/kg	37	64	41	39	37	29	56

APPENDIX G.1

SOIL QUALITY DATA
RFI REPORT
FORMER MANUAL TRANSMISSIONS OF MUNCIE FACILITY
MUNCIE, INDIANA

AOI		***AOI 20.2***	***AOI 20.2***	***AOI 20.2***	***AOI 20.2***	***AOI 20.2***	***AOI 21***	***AOI 21***
Sample Location		***BH62-11***	***BH62-11***	***BH15-13***	***BH15-13***	***BH15-13***	***BH63-11***	***BH64-11***
Sample Identification		***S-017324-112911-TP-132***	***S-017324-112911-TP-133***	***S-021213-SM-041***	***S-021213-SM-042***	***S-021213-SM-043***	***S-017324-112911-TP-128***	***S-017324-112911-TP-130***
Sample Date		***11/29/2011***	***11/29/2011***	***2/13/2013***	***2/13/2013***	***2/13/2013***	***11/29/2011***	***11/29/2011***
Sample Depth		***(1-2) ft BGS***	***(6-8) ft BGS***	***(5-6) ft BGS***	***(8-10.5) ft BGS***	***(10.5-13) ft BGS***	***(1-2) ft BGS***	***(1-2) ft BGS***
Sample Type	***Units***							
General Chemistry								
Carbonate (as CaCO3)	mg/kg	-	-	-	-	-	-	-
Chloride	mg/kg	-	-	-	-	-	-	-
Chloride	s.u.	-	-	-	-	-	-	-
Cyanide (total)	mg/kg	-	-	0.57 U	0.55 U	0.12 J	-	-
N-Hexane extractable material	mg/kg	-	-	-	-	-	-	-
Percent moisture	%	-	-	-	-	-	-	-
pH	s.u.	-	-	-	-	-	-	-
Saturated aliphatic hydrocarbons	mg/kg	-	-	-	-	-	-	-
Sulfate	mg/kg	-	-	-	-	-	-	-
Total solids	%	-	-	-	-	-	-	-

Notes
mg/kg - Milligrams per kilogram
"-" - No value
U - Not detected at the associated reporting limit
J - Estimated concentration
UJ - Not detected; associated reporting limit is estimated
R - Rejected
s.u. - Standard units
nc - No criteria
ND - Non Detect (calculation)
BOLD[abc] Concentration exceeds associated screening level
IDEM Appendix A: Screening Levels Remedation Closure Guide - March 25, 2014
a - Exceeds IDEM residential migration to ground water screening levels
b - Exceeds IDEM commercial/industrial direct contact screening levels
c - Exceeds IDEM excavation direct contact screening levels

APPENDIX G.1

SOIL QUALITY DATA
RFI REPORT
FORMER MANUAL TRANSMISSIONS OF MUNCIE FACILITY
MUNCIE, INDIANA

AOI		*AOI 21*	*AOI 21*	*AOI 21*	*AOI 21*	*AOI 21*	*AOI 21*
Sample Location		*BH65-11*	*BH66-11*	*BH64-11*	*BH65-11*	*BH66-11*	*BH63-11*
Sample Identification		*S-017324-112911-TP-126*	*S-017324-112911-TP-124*	*S-017324-112911-TP-131*	*S-017324-112911-TP-127*	*S-017324-112911-TP-125*	*S-017324-112911-TP-129*
Sample Date		*11/29/2011*	*11/29/2011*	*11/29/2011*	*11/29/2011*	*11/29/2011*	*11/29/2011*
Sample Depth		*(1-2) ft BGS*	*(1-2) ft BGS*	*(4-6) ft BGS*	*(6-8) ft BGS*	*(8-10) ft BGS*	*(14-15) ft BGS*
Sample Type	*Units*						
Volatile Organic Compounds (VOCs)							
Acetone	mg/kg	0.017	0.014	0.48 U	0.0082 U	0.0086 U	2.1 J
Benzene	mg/kg	0.0027 U	0.0022 U	0.12 U	0.002 U	0.0021 U	2.4 U
Benzyl alcohol	mg/kg	-	-	-	-	-	-
Bromodichloromethane	mg/kg	0.0027 U	0.0022 U	0.12 U	0.002 U	0.0021 U	2.4 U
Bromoform	mg/kg	0.0027 U	0.0022 U	0.12 U	0.002 U	0.0021 U	2.4 U
Bromomethane (Methyl bromide)	mg/kg	0.0027 U	0.0022 U	0.12 U	0.002 U	0.0021 U	2.4 U
2-Butanone (Methyl ethyl ketone) (MEK)	mg/kg	0.011 U	0.0088 U	0.48 U	0.0082 U	0.0086 U	9.4 U
Carbon disulfide	mg/kg	0.0027 U	0.0022 U	0.12 U	0.002 U	0.0021 U	2.4 U
Carbon tetrachloride	mg/kg	0.0027 U	0.0022 U	0.12 U	0.002 U	0.0021 U	2.4 U
4-Chloroaniline	mg/kg	-	-	-	-	-	-
Chlorobenzene	mg/kg	0.0027 U	0.0022 U	0.12 U	0.002 U	0.0021 U	2.4 U
Chloroethane	mg/kg	0.0027 U	0.0022 U	0.092 J	0.002 U	0.0021 U	2.4 U
2-Chloroethyl vinyl ether	mg/kg	-	-	-	-	-	-
Chloroform (Trichloromethane)	mg/kg	0.0027 U	0.0022 U	0.12 U	0.002 U	0.0021 U	2.4 U
Chloromethane (Methyl chloride)	mg/kg	0.0027 U	0.0022 U	0.12 U	0.002 U	0.0021 U	2.4 U
Cyclohexane	mg/kg	0.0054 U	0.0044 U	0.24 U	0.0041 U	0.0043 U	4.7 U
Dibenzofuran	mg/kg	-	-	-	-	-	-
1,2-Dibromo-3-chloropropane (DBCP)	mg/kg	0.0054 U	0.0044 U	0.24 U	0.0041 U	0.0043 U	4.7 U
Dibromochloromethane	mg/kg	0.0027 U	0.0022 U	0.12 U	0.002 U	0.0021 U	2.4 U
1,2-Dibromoethane (Ethylene dibromide)	mg/kg	0.0027 U	0.0022 U	0.12 U	0.002 U	0.0021 U	2.4 U
1,2-Dichlorobenzene	mg/kg	0.0027 U	0.0022 U	0.12 U	0.002 U	0.0021 U	2.4 U
1,3-Dichlorobenzene	mg/kg	0.0027 U	0.0022 U	0.12 U	0.002 U	0.0021 U	2.4 U
1,4-Dichlorobenzene	mg/kg	0.0027 U	0.0022 U	0.12 U	0.002 U	0.0021 U	2.4 U
Dichlorodifluoromethane (CFC-12)	mg/kg	0.0027 U	0.0022 U	0.12 U	0.002 U	0.0021 U	2.4 U
Dichloroethane	mg/kg	-	-	-	-	-	-
1,1-Dichloroethane	mg/kg	0.0026 J	0.00031 J	**0.72**[a]	0.0076	0.007	**35**[a]
1,2-Dichloroethane	mg/kg	0.00064 J	0.00073 J	0.12 U	0.00044 J	0.00059 J	2.4 U
Dichloroethene	mg/kg	-	-	-	-	-	-
1,2-Dichloroethene (total)	mg/kg	-	-	-	-	-	-
1,1-Dichloroethene	mg/kg	0.0027 U	0.0022 U	0.04 J	0.00055 J	0.0021 U	2.4 U
cis-1,2-Dichloroethene	mg/kg	0.0027 U	0.0022 U	0.12 U	0.001 J	0.0021 U	2.4 U
trans-1,2-Dichloroethene	mg/kg	0.0027 U	0.0022 U	0.12 U	0.002 U	0.0021 U	2.4 U
1,2-Dichloropropane	mg/kg	0.0027 U	0.0022 U	0.12 U	0.002 U	0.0021 U	2.4 U
cis-1,3-Dichloropropene	mg/kg	0.0027 U	0.0022 U	0.12 U	0.002 U	0.0021 U	2.4 U
trans-1,3-Dichloropropene	mg/kg	0.0027 U	0.0022 U	0.12 U	0.002 U	0.0021 U	2.4 U
Ethylbenzene	mg/kg	0.0027 U	0.0022 U	0.12 U	0.002 U	0.0021 U	2.4 U
2-Hexanone	mg/kg	0.011 U	0.0088 U	0.48 U	0.0082 U	0.0086 U	9.4 U
Isopropyl benzene	mg/kg	0.0027 U	0.0022 U	0.12 U	0.002 U	0.0021 U	2.4 U
Methyl acetate	mg/kg	0.0054 U	0.0044 U	0.022 J	0.0041 U	0.0043 U	4.7 U
Methyl cyclohexane	mg/kg	0.0054 U	0.0044 U	0.24 U	0.0041 U	0.0043 U	4.7 U
Methyl tert butyl ether (MTBE)	mg/kg	0.011 U	0.0088 U	0.48 U	0.0082 U	0.0086 U	9.4 U
4-Methyl-2-pentanone (MIBK)	mg/kg	0.011 U	0.0088 U	0.48 U	0.0082 U	0.0086 U	9.4 U
Methylene chloride	mg/kg	0.0027 U	0.0022 U	0.12 U	0.002 U	0.0021 U	2.4 U
Styrene	mg/kg	0.0027 U	0.0022 U	0.12 U	0.002 U	0.0021 U	2.4 U
1,1,2,2-Tetrachloroethane	mg/kg	0.0027 U	0.0022 U	0.12 U	0.002 U	0.0021 U	2.4 U
Tetrachloroethene	mg/kg	0.0027 U	0.0022 U	0.014 J	0.002 U	0.0021 U	2.4 U

APPENDIX G.1

SOIL QUALITY DATA
RFI REPORT
FORMER MANUAL TRANSMISSIONS OF MUNCIE FACILITY
MUNCIE, INDIANA

AOI		*AOI 21*	*AOI 21*	*AOI 21*	*AOI 21*	*AOI 21*	*AOI 21*
Sample Location		*BH65-11*	*BH66-11*	*BH64-11*	*BH65-11*	*BH66-11*	*BH63-11*
Sample Identification		*S-017324-112911-TP-126*	*S-017324-112911-TP-124*	*S-017324-112911-TP-131*	*S-017324-112911-TP-127*	*S-017324-112911-TP-125*	*S-017324-112911-TP-129*
Sample Date		*11/29/2011*	*11/29/2011*	*11/29/2011*	*11/29/2011*	*11/29/2011*	*11/29/2011*
Sample Depth		*(1-2) ft BGS*	*(1-2) ft BGS*	*(4-6) ft BGS*	*(6-8) ft BGS*	*(8-10) ft BGS*	*(14-15) ft BGS*
Sample Type	*Units*						
VOCs (Continued)							
Toluene	mg/kg	0.0003 J	0.00032 J	0.12 U	0.00022 J	0.00026 J	2.4 U
1,2,4-Trichlorobenzene	mg/kg	0.0027 U	0.0022 U	0.12 U	0.002 U	0.0021 U	2.4 U
Trichloroethane	mg/kg	-	-	-	-	-	-
1,1,1-Trichloroethane	mg/kg	0.0027 U	0.0022 U	0.12 U	0.013	0.00089 J	0.35 J
1,1,2-Trichloroethane	mg/kg	0.0027 U	0.0022 U	0.12 U	0.002 U	0.0021 U	2.4 U
Trichloroethene	mg/kg	0.0005 J	0.0022 U	0.0062 J	0.0006 J	0.0021 U	2.4 U
Trichlorofluoromethane (CFC-11)	mg/kg	0.0027 U	0.0022 U	0.12 U	0.002 U	0.0021 U	2.4 U
Trifluorotrichloroethane (Freon 113)	mg/kg	0.0027 U	0.0022 U	0.12 U	0.002 U	0.0021 U	2.4 U
Vinyl acetate	mg/kg	-	-	-	-	-	-
Vinyl chloride	mg/kg	0.00026 J	0.0022 U	0.12 U	0.002 U	0.0021 U	2.4 U
Xylenes (total)	mg/kg	0.0054 U	0.0044 U	0.24 U	0.0041 U	0.0043 U	4.7 U
Semi-Volatile Organic Compounds (SVOCs)							
Acenaphthene	mg/kg	0.0084 U	0.0076 U	0.0078 U	0.0074 U	0.0076 U	0.03 U
Acenaphthylene	mg/kg	0.0084 U	0.0076 U	0.0078 U	0.0074 U	0.0076 U	0.03 U
Acetophenone	mg/kg	0.13 U	0.11 U	0.12 U	0.11 U	0.11 U	0.44 U
Anthracene	mg/kg	0.0084 U	0.0076 U	0.0078 U	0.0074 U	0.0076 U	0.03 U
Atrazine	mg/kg	0.25 U	0.23 U	0.23 U	0.22 U	0.23 U	0.89 U
Benzaldehyde	mg/kg	0.13 U	0.11 U	0.12 U	0.11 U	0.11 U	0.44 U
Benzo(a)anthracene	mg/kg	0.0084 U	0.0076 U	0.0078 U	0.0074 U	0.0076 U	0.03 U
Benzo(a)pyrene	mg/kg	0.0084 U	0.0067 J	0.008	0.0074 U	0.0076 U	0.03 U
Benzo(b)fluoranthene	mg/kg	0.0084 U	0.013	0.015	0.0074 U	0.0076 U	0.03 U
Benzo(g,h,i)perylene	mg/kg	0.0084 U	0.0076 U	0.0079	0.0074 U	0.0076 U	0.03 U
Benzo(k)fluoranthene	mg/kg	0.0084 U	0.0039 J	0.0064 J	0.0074 U	0.0076 U	0.03 U
Benzoic acid	mg/kg	-	-	-	-	-	-
Biphenyl (1,1-Biphenyl)	mg/kg	0.063 U	0.057 U	0.059 U	0.056 U	0.057 U	0.22 U
4-Bromophenyl phenyl ether	mg/kg	0.063 U	0.057 U	0.059 U	0.056 U	0.057 U	0.22 U
Butyl benzylphthalate (BBP)	mg/kg	0.063 U	0.057 U	0.059 U	0.056 U	0.057 U	0.22 U
Caprolactam	mg/kg	0.42 U	0.38 U	0.39 U	0.37 U	0.37 U	1.5 U
Carbazole	mg/kg	0.063 U	0.057 U	0.059 U	0.056 U	0.057 U	0.22 U
4-Chloro-3-methylphenol	mg/kg	0.19 U	0.17 U	0.18 U	0.17 U	0.17 U	0.67 U
4-Chloroaniline	mg/kg	0.19 U	0.17 U	0.18 U	0.17 U	0.17 U	0.67 U
bis(2-Chloroethoxy)methane	mg/kg	0.13 U	0.11 U	0.12 U	0.11 U	0.11 U	0.44 U
bis(2-Chloroethyl)ether	mg/kg	0.13 U	0.11 U	0.12 U	0.11 U	0.11 U	0.44 U
2-Chloronaphthalene	mg/kg	0.063 U	0.057 U	0.059 U	0.056 U	0.057 U	0.22 U
2-Chlorophenol	mg/kg	0.063 U	0.057 U	0.059 U	0.056 U	0.057 U	0.22 U
4-Chlorophenyl phenyl ether	mg/kg	0.063 U	0.057 U	0.059 U	0.056 U	0.057 U	0.22 U
Chrysene	mg/kg	0.0084 U	0.0076 U	0.0078 U	0.0074 U	0.0076 U	0.03 U
Dibenz(a,h)anthracene	mg/kg	0.0084 U	0.0076 U	0.0078 U	0.0074 U	0.0076 U	0.03 U
Dibenzofuran	mg/kg	0.063 U	0.057 U	0.059 U	0.056 U	0.057 U	0.22 U
1,2-Dichlorobenzene	mg/kg	-	-	-	-	-	-
1,3-Dichlorobenzene	mg/kg	-	-	-	-	-	-
1,4-Dichlorobenzene	mg/kg	-	-	-	-	-	-
3,3'-Dichlorobenzidine	mg/kg	0.13 U	0.11 U	0.12 U	0.11 U	0.11 U	0.44 U
2,4-Dichlorophenol	mg/kg	0.19 U	0.17 U	0.18 U	0.17 U	0.17 U	0.67 U
Diethyl phthalate	mg/kg	0.063 U	0.057 U	0.059 U	0.056 U	0.057 U	0.22 U

APPENDIX G.1

SOIL QUALITY DATA
RFI REPORT
FORMER MANUAL TRANSMISSIONS OF MUNCIE FACILITY
MUNCIE, INDIANA

AOI		*AOI 21*	*AOI 21*	*AOI 21*	*AOI 21*	*AOI 21*	*AOI 21*
Sample Location		*BH65-11*	*BH66-11*	*BH64-11*	*BH65-11*	*BH66-11*	*BH63-11*
Sample Identification		*S-017324-112911-TP-126*	*S-017324-112911-TP-124*	*S-017324-112911-TP-131*	*S-017324-112911-TP-127*	*S-017324-112911-TP-125*	*S-017324-112911-TP-129*
Sample Date		*11/29/2011*	*11/29/2011*	*11/29/2011*	*11/29/2011*	*11/29/2011*	*11/29/2011*
Sample Depth		*(1-2) ft BGS*	*(1-2) ft BGS*	*(4-6) ft BGS*	*(6-8) ft BGS*	*(8-10) ft BGS*	*(14-15) ft BGS*
Sample Type	*Units*						
SVOCs (Continued)							
Dimethyl phthalate	mg/kg	0.063 U	0.057 U	0.059 U	0.056 U	0.057 U	0.22 U
2,4-Dimethylphenol	mg/kg	0.19 U	0.17 U	0.18 U	0.17 U	0.17 U	0.67 U
Di-n-butylphthalate (DBP)	mg/kg	0.063 U	0.057 U	0.059 U	0.056 U	0.057 U	0.22 U
4,6-Dinitro-2-methylphenol	mg/kg	0.19 U	0.17 U	0.18 U	0.17 U	0.17 U	0.67 U
2,4-Dinitrophenol	mg/kg	0.42 U	0.38 U	0.39 U	0.37 U	0.37 U	1.5 U
2,4-Dinitrotoluene	mg/kg	0.25 U	0.23 U	0.23 U	0.22 U	0.23 U	0.89 U
2,6-Dinitrotoluene	mg/kg	0.25 U	0.23 U	0.23 U	0.22 U	0.23 U	0.89 U
Di-n-octyl phthalate (DnOP)	mg/kg	0.063 U	0.057 U	0.059 U	0.056 U	0.057 U	0.22 U
bis(2-Ethylhexyl)phthalate (DEHP)	mg/kg	0.063 U	0.057 U	0.059 U	0.056 U	0.057 U	0.22 U
Fluoranthene	mg/kg	0.0084 U	0.018	0.016	0.0074 U	0.0076 U	0.03 U
Fluorene	mg/kg	0.0084 U	0.0076 U	0.0078 U	0.0074 U	0.0076 U	0.03 U
Hexachlorobenzene	mg/kg	0.0084 U	0.0076 U	0.0078 U	0.0074 U	0.0076 U	0.03 U
Hexachlorobutadiene	mg/kg	0.063 U	0.057 U	0.059 U	0.056 U	0.057 U	0.22 U
Hexachlorocyclopentadiene	mg/kg	0.42 U	0.38 U	0.39 U	0.37 U	0.37 U	1.5 U
Hexachloroethane	mg/kg	0.063 U	0.057 U	0.059 U	0.056 U	0.057 U	0.22 U
Indeno(1,2,3-cd)pyrene	mg/kg	0.0084 U	0.0076 U	0.0073 J	0.0074 U	0.0076 U	0.03 U
Isophorone	mg/kg	0.063 U	0.057 U	0.059 U	0.056 U	0.057 U	0.22 U
2-Methylnaphthalene	mg/kg	0.0084 U	0.0076 U	0.0078 U	0.0074 U	0.0076 U	0.03 U
2-Methylphenol	mg/kg	0.25 U	0.23 U	0.23 U	0.22 U	0.23 U	0.89 U
3&4-Methylphenol	mg/kg	0.5 U	0.46 U	0.47 U	0.45 U	0.45 U	1.8 U
4-Methylphenol	mg/kg	-	-	-	-	-	-
Naphthalene	mg/kg	0.0084 U	0.0076 U	0.0078 U	0.0074 U	0.0076 U	0.03 U
2-Nitroaniline	mg/kg	0.25 U	0.23 U	0.23 U	0.22 U	0.23 U	0.89 U
3-Nitroaniline	mg/kg	0.25 U	0.23 U	0.23 U	0.22 U	0.23 U	0.89 U
4-Nitroaniline	mg/kg	0.25 U	0.23 U	0.23 U	0.22 U	0.23 U	0.89 U
Nitrobenzene	mg/kg	0.13 U	0.11 U	0.12 U	0.11 U	0.11 U	0.44 U
2-Nitrophenol	mg/kg	0.063 U	0.057 U	0.059 U	0.056 U	0.057 U	0.22 U
4-Nitrophenol	mg/kg	0.42 U	0.38 U	0.39 U	0.37 U	0.37 U	1.5 U
N-Nitrosodi-n-propylamine	mg/kg	0.063 U	0.057 U	0.059 U	0.056 U	0.057 U	0.22 U
N-Nitrosodiphenylamine	mg/kg	0.063 U	0.057 U	0.059 U	0.056 U	0.057 U	0.22 U
N-Nitrosodimethylamine	mg/kg	-	-	-	-	-	-
2,2'-Oxybis(1-chloropropane)	mg/kg	0.13 U	0.11 U	0.12 U	0.11 U	0.11 U	0.44 U
Pentachlorophenol	mg/kg	0.19 U	0.17 U	0.18 U	0.17 U	0.17 U	0.67 U
Phenanthrene	mg/kg	0.0084 U	0.012	0.011	0.0074 U	0.0076 U	0.026 J
Phenol	mg/kg	0.063 U	0.057 U	0.059 U	0.056 U	0.057 U	0.22 U
Pyrene	mg/kg	0.0084 U	0.014	0.013	0.0074 U	0.0076 U	0.03 U
1,2,4-Trichlorobenzene	mg/kg	-	-	-	-	-	-
2,4,5-Trichlorophenol	mg/kg	0.19 U	0.17 U	0.18 U	0.17 U	0.17 U	0.67 U
2,4,6-Trichlorophenol	mg/kg	0.19 U	0.17 U	0.18 U	0.17 U	0.17 U	0.67 U

APPENDIX G.1

SOIL QUALITY DATA
RFI REPORT
FORMER MANUAL TRANSMISSIONS OF MUNCIE FACILITY
MUNCIE, INDIANA

AOI		*AOI 21*	*AOI 21*	*AOI 21*	*AOI 21*	*AOI 21*	*AOI 21*
Sample Location		*BH65-11*	*BH66-11*	*BH64-11*	*BH65-11*	*BH66-11*	*BH63-11*
Sample Identification		*S-017324-112911-TP-126*	*S-017324-112911-TP-124*	*S-017324-112911-TP-131*	*S-017324-112911-TP-127*	*S-017324-112911-TP-125*	*S-017324-112911-TP-129*
Sample Date		*11/29/2011*	*11/29/2011*	*11/29/2011*	*11/29/2011*	*11/29/2011*	*11/29/2011*
Sample Depth		*(1-2) ft BGS*	*(1-2) ft BGS*	*(4-6) ft BGS*	*(6-8) ft BGS*	*(8-10) ft BGS*	*(14-15) ft BGS*
Sample Type	*Units*						
Polychlorinated Biphenyls (PCBs)							
Aroclor-1016 (PCB-1016)	mg/kg	-	-	-	-	-	-
Aroclor-1221 (PCB-1221)	mg/kg	-	-	-	-	-	-
Aroclor-1232 (PCB-1232)	mg/kg	-	-	-	-	-	-
Aroclor-1242 (PCB-1242)	mg/kg	-	-	-	-	-	-
Aroclor-1248 (PCB-1248)	mg/kg	-	-	-	-	-	-
Aroclor-1254 (PCB-1254)	mg/kg	-	-	-	-	-	-
Aroclor-1260 (PCB-1260)	mg/kg	-	-	-	-	-	-
Total PCBs	mg/kg	-	-	-	-	-	-
Total Petroleum Hydrocarbons (TPH)							
Total Petroleum Hydrocarbons - Diesel	mg/kg	-	-	-	-	-	-
Total Petroleum Hydrocarbons - Gas	mg/kg	-	-	-	-	-	-
Total Petroleum Hydrocarbons - Oil	mg/kg	-	-	-	-	-	-
Total Petroleum Hydrocarbons	mg/kg	-	-	-	-	-	-
Total Petroleum Hydrocarbons - Purgeable (GRO)	mg/kg	-	-	-	-	-	-
Total Petroleum Hydrocarbons (C10-C20)	mg/kg	-	-	-	-	-	-
Total Petroleum Hydrocarbons (C20-C34)	mg/kg	-	-	-	-	-	-
Total Petroleum Hydrocarbons (C6-C10) GRO	mg/kg	-	-	-	-	-	-
Metals							
Aluminum	mg/kg	13000	8800	7000	4900	5400	3900
Antimony	mg/kg	1.2 U	1.1 U	0.76 J	1.0 U	1.0 U	0.94 U
Arsenic	mg/kg	**13**[a]	**8.3**[a]	**7.9**[a]	**6.1**[a]	**6.1**[a]	4.6
Barium	mg/kg	210	92	82	66	59	26
Beryllium	mg/kg	0.62	0.38 J	0.28 J	0.18 J	0.22 J	0.15 J
Cadmium	mg/kg	0.39	0.25	0.24	0.27	0.30	0.28
Calcium	mg/kg	21000	46000	50000	48000	46000	44000
Chromium	mg/kg	19	13	11	8.6	9.9	7.6
Chromium VI (hexavalent)	mg/kg	-	-	-	-	-	-
Cobalt	mg/kg	**12**[a]	**7.3**[a]	**7.3**[a]	**6.3**[a]	**6.0**[a]	**4.8**[a]
Copper	mg/kg	28	17	16	14	16	13
Iron	mg/kg	**30000**[a]	**18000**[a]	**16000**[a]	**13000**[a]	**13000**[a]	**11000**[a]
Lead	mg/kg	14	12	14	7.0	7.6	5.7
Magnesium	mg/kg	15000	31000	32000	44000	38000	43000
Manganese	mg/kg	**1200**[a]	**600**[a]	360	310	260	250
Mercury	mg/kg	0.022 J	0.028 J	0.019 J	0.083 U	0.084 U	0.015 J
Nickel	mg/kg	38	18	18	16	17	14
Potassium	mg/kg	1200	1100	870	1000	1200	960
Selenium	mg/kg	0.58 U	0.53 U	0.56 U	0.52 U	0.51 U	0.47 U
Silver	mg/kg	0.58 U	0.53 U	0.56 U	0.52 U	0.51 U	0.47 U
Sodium	mg/kg	120 J	92 J	76 J	110 J	110 J	170 J
Thallium	mg/kg	1.7	0.93 J	1.0 J	1.0 U	0.71 J	0.72 J
Vanadium	mg/kg	30	21	19	13	15	12
Zinc	mg/kg	63	48	52	40	46	38

APPENDIX G.1

SOIL QUALITY DATA
RFI REPORT
FORMER MANUAL TRANSMISSIONS OF MUNCIE FACILITY
MUNCIE, INDIANA

AOI		***AOI 21***	***AOI 21***	***AOI 21***	***AOI 21***	***AOI 21***	***AOI 21***
Sample Location		***BH65-11***	***BH66-11***	***BH64-11***	***BH65-11***	***BH66-11***	***BH63-11***
Sample Identification		***S-017324-112911-TP-126***	***S-017324-112911-TP-124***	***S-017324-112911-TP-131***	***S-017324-112911-TP-127***	***S-017324-112911-TP-125***	***S-017324-112911-TP-129***
Sample Date		***11/29/2011***	***11/29/2011***	***11/29/2011***	***11/29/2011***	***11/29/2011***	***11/29/2011***
Sample Depth		***(1-2) ft BGS***	***(1-2) ft BGS***	***(4-6) ft BGS***	***(6-8) ft BGS***	***(8-10) ft BGS***	***(14-15) ft BGS***
Sample Type	***Units***						
General Chemistry							
Carbonate (as CaCO3)	mg/kg	-	-	-	-	-	-
Chloride	mg/kg	-	-	-	-	-	-
Chloride	s.u.	-	-	-	-	-	-
Cyanide (total)	mg/kg	-	-	-	-	-	-
N-Hexane extractable material	mg/kg	-	-	-	-	-	-
Percent moisture	%	-	-	-	-	-	-
pH	s.u.	-	-	-	-	-	-
Saturated aliphatic hydrocarbons	mg/kg	-	-	-	-	-	-
Sulfate	mg/kg	-	-	-	-	-	-
Total solids	%	-	-	-	-	-	-

Notes
mg/kg - Milligrams per kilogram
"-" - No value
U - Not detected at the associated reporting limit
J - Estimated concentration
UJ - Not detected; associated reporting limit is estimated
R - Rejected
s.u. - Standard units
nc - No criteria
ND - Non Detect (calculation)
BOLD[abc] Concentration exceeds associated screening level
IDEM Appendix A: Screening Levels Remedation Closure Guide - March 25, 2014
a - Exceeds IDEM residential migration to ground water screening levels
b - Exceeds IDEM commercial/industrial direct contact screening levels
c - Exceeds IDEM excavation direct contact screening levels

APPENDIX G.1

SOIL QUALITY DATA
RFI REPORT
FORMER MANUAL TRANSMISSIONS OF MUNCIE FACILITY
MUNCIE, INDIANA

AOI		*AOI 25*	*AOI 25*	*AOI 25*	*AOI 25*	*AOI 25*	*AOI 25*	*AOI 25*
Sample Location		*BH67-11*	*BH68-11*	*BH68-11*	*BH68-11*	*BH17-13*	*BH19-13*	*BH20-13*
Sample Identification		*S-017324-112911-TP-123*	*S-017324-112911-TP-120*	*S-017324-112911-TP-121*	*S-017324-112911-TP-122*	*S-021313-SM-053*	*S-021313-SM-050*	*S-021313-SM-047*
Sample Date		*11/29/2011*	*11/29/2011*	*11/29/2011*	*11/29/2011*	*2/13/2013*	*2/13/2013*	*2/13/2013*
Sample Depth		*(1-2) ft BGS*	*(1-2) ft BGS*	*(6-8) ft BGS*	*(10-12) ft BGS*	*(0-2.5) ft BGS*	*(0-2.5) ft BGS*	*(0-2.5) ft BGS*
Sample Type	*Units*							
Volatile Organic Compounds (VOCs)								
Acetone	mg/kg	0.016 U	0.017	0.01 U	0.0083 U	-	-	-
Benzene	mg/kg	0.0041 U	0.0031 U	0.0026 U	0.0021 U	-	-	-
Benzyl alcohol	mg/kg	-	-	-	-	-	-	-
Bromodichloromethane	mg/kg	0.0041 U	0.0031 U	0.0026 U	0.0021 U	-	-	-
Bromoform	mg/kg	0.0041 U	0.0031 U	0.0026 U	0.0021 U	-	-	-
Bromomethane (Methyl bromide)	mg/kg	0.0041 U	0.0031 U	0.0026 U	0.0021 U	-	-	-
2-Butanone (Methyl ethyl ketone) (MEK)	mg/kg	0.016 U	0.0027 J	0.01 U	0.0083 U	-	-	-
Carbon disulfide	mg/kg	0.00038 J	0.0031 U	0.0026 U	0.0021 U	-	-	-
Carbon tetrachloride	mg/kg	0.0041 U	0.0031 U	0.0026 U	0.0021 U	-	-	-
4-Chloroaniline	mg/kg	-	-	-	-	-	-	-
Chlorobenzene	mg/kg	0.0041 U	0.0031 U	0.0026 U	0.0021 U	-	-	-
Chloroethane	mg/kg	0.0041 U	0.0031 U	0.0026 U	0.0021 U	-	-	-
2-Chloroethyl vinyl ether	mg/kg	-	-	-	-	-	-	-
Chloroform (Trichloromethane)	mg/kg	0.0041 U	0.0031 U	0.0026 U	0.0021 U	-	-	-
Chloromethane (Methyl chloride)	mg/kg	0.0041 U	0.0031 U	0.0026 U	0.0021 U	-	-	-
Cyclohexane	mg/kg	0.0082 U	0.0061 U	0.0052 U	0.0042 U	-	-	-
Dibenzofuran	mg/kg	-	-	-	-	-	-	-
1,2-Dibromo-3-chloropropane (DBCP)	mg/kg	0.0082 U	0.0061 U	0.0052 U	0.0042 U	-	-	-
Dibromochloromethane	mg/kg	0.0041 U	0.0031 U	0.0026 U	0.0021 U	-	-	-
1,2-Dibromoethane (Ethylene dibromide)	mg/kg	0.0041 U	0.0031 U	0.0026 U	0.0021 U	-	-	-
1,2-Dichlorobenzene	mg/kg	0.0041 U	0.0031 U	0.0026 U	0.0021 U	-	-	-
1,3-Dichlorobenzene	mg/kg	0.0041 U	0.0031 U	0.0026 U	0.0021 U	-	-	-
1,4-Dichlorobenzene	mg/kg	0.0041 U	0.0031 U	0.0026 U	0.0021 U	-	-	-
Dichlorodifluoromethane (CFC-12)	mg/kg	0.0041 U	0.0031 U	0.0026 U	0.0021 U	-	-	-
Dichloroethane	mg/kg	-	-	-	-	-	-	-
1,1-Dichloroethane	mg/kg	0.0041 U	0.0031 U	0.0026 U	0.0021 U	-	-	-
1,2-Dichloroethane	mg/kg	0.0015 J	0.0018 J	0.001 J	0.00068 J	-	-	-
Dichloroethene	mg/kg	-	-	-	-	-	-	-
1,2-Dichloroethene (total)	mg/kg	-	-	-	-	-	-	-
1,1-Dichloroethene	mg/kg	0.0041 U	0.0031 U	0.0026 U	0.0021 U	-	-	-
cis-1,2-Dichloroethene	mg/kg	0.0041 U	0.0031 U	0.0026 U	0.0021 U	-	-	-
trans-1,2-Dichloroethene	mg/kg	0.0041 U	0.0031 U	0.0026 U	0.0021 U	-	-	-
1,2-Dichloropropane	mg/kg	0.0041 U	0.0031 U	0.0026 U	0.0021 U	-	-	-
cis-1,3-Dichloropropene	mg/kg	0.0041 U	0.0031 U	0.0026 U	0.0021 U	-	-	-
trans-1,3-Dichloropropene	mg/kg	0.0041 U	0.0031 U	0.0026 U	0.0021 U	-	-	-
Ethylbenzene	mg/kg	0.0041 U	0.0031 U	0.0026 U	0.0021 U	-	-	-
2-Hexanone	mg/kg	0.016 U	0.012 U	0.01 U	0.0083 U	-	-	-
Isopropyl benzene	mg/kg	0.0041 U	0.0031 U	0.0026 U	0.0021 U	-	-	-
Methyl acetate	mg/kg	0.0082 U	0.0013 J	0.0052 U	0.0042 U	-	-	-
Methyl cyclohexane	mg/kg	0.0082 U	0.0061 U	0.0052 U	0.0042 U	-	-	-
Methyl tert butyl ether (MTBE)	mg/kg	0.016 U	0.012 U	0.01 U	0.0083 U	-	-	-
4-Methyl-2-pentanone (MIBK)	mg/kg	0.016 U	0.012 U	0.01 U	0.0083 U	-	-	-
Methylene chloride	mg/kg	0.0041 U	0.0031 U	0.0026 U	0.0021 U	-	-	-
Styrene	mg/kg	0.0041 U	0.0031 U	0.0026 U	0.0021 U	-	-	-
1,1,2,2-Tetrachloroethane	mg/kg	0.0041 U	0.0031 U	0.0026 U	0.0021 U	-	-	-
Tetrachloroethene	mg/kg	0.0041 U	0.0031 U	0.0026 U	0.0021 U	-	-	-

APPENDIX G.1

SOIL QUALITY DATA
RFI REPORT
FORMER MANUAL TRANSMISSIONS OF MUNCIE FACILITY
MUNCIE, INDIANA

AOI		*AOI 25*	*AOI 25*	*AOI 25*	*AOI 25*	*AOI 25*	*AOI 25*	*AOI 25*
Sample Location		*BH67-11*	*BH68-11*	*BH68-11*	*BH68-11*	*BH17-13*	*BH19-13*	*BH20-13*
Sample Identification		*S-017324-112911-TP-123*	*S-017324-112911-TP-120*	*S-017324-112911-TP-121*	*S-017324-112911-TP-122*	*S-021313-SM-053*	*S-021313-SM-050*	*S-021313-SM-047*
Sample Date		*11/29/2011*	*11/29/2011*	*11/29/2011*	*11/29/2011*	*2/13/2013*	*2/13/2013*	*2/13/2013*
Sample Depth		*(1-2) ft BGS*	*(1-2) ft BGS*	*(6-8) ft BGS*	*(10-12) ft BGS*	*(0-2.5) ft BGS*	*(0-2.5) ft BGS*	*(0-2.5) ft BGS*
Sample Type	*Units*							
VOCs (Continued)								
Toluene	mg/kg	0.00099 J	0.0007 J	0.00048 J	0.00029 J	-	-	-
1,2,4-Trichlorobenzene	mg/kg	0.0041 U	0.0031 U	0.0026 U	0.0021 U	-	-	-
Trichloroethane	mg/kg	-	-	-	-	-	-	-
1,1,1-Trichloroethane	mg/kg	0.0041 U	0.0031 U	0.0026 U	0.00034 J	-	-	-
1,1,2-Trichloroethane	mg/kg	0.0041 U	0.0031 U	0.0026 U	0.0021 U	-	-	-
Trichloroethene	mg/kg	0.0041 U	0.0031 U	0.0026 U	0.0021 U	-	-	-
Trichlorofluoromethane (CFC-11)	mg/kg	0.00034 J	0.0031 U	0.0026 U	0.0021 U	-	-	-
Trifluorotrichloroethane (Freon 113)	mg/kg	0.0041 U	0.0031 U	0.0026 U	0.0021 U	-	-	-
Vinyl acetate	mg/kg	-	-	-	-	-	-	-
Vinyl chloride	mg/kg	0.0041 U	0.0031 U	0.0026 U	0.0021 U	-	-	-
Xylenes (total)	mg/kg	0.0082 U	0.0061 U	0.0052 U	0.0042 U	-	-	-
Semi-Volatile Organic Compounds (SVOCs)								
Acenaphthene	mg/kg	0.45	0.031 U	0.0085 U	0.0074 U	-	-	-
Acenaphthylene	mg/kg	0.21	0.031 U	0.0085 U	0.0074 U	-	-	-
Acetophenone	mg/kg	0.35 J	0.46 U	0.13 U	0.11 U	-	-	-
Anthracene	mg/kg	1.2	0.031 U	0.0085 U	0.0074 U	-	-	-
Atrazine	mg/kg	2.6 U	0.93 U	0.26 U	0.22 U	-	-	-
Benzaldehyde	mg/kg	1.3 U	0.46 U	0.13 U	0.11 U	-	-	-
Benzo(a)anthracene	mg/kg	**3.9**[a]	0.08	0.0085 U	0.0074 U	-	-	-
Benzo(a)pyrene	mg/kg	**3.1**[b]	0.077	0.0085 U	0.0074 U	-	-	-
Benzo(b)fluoranthene	mg/kg	4.1	0.13	0.0079 J	0.0074 U	-	-	-
Benzo(g,h,i)perylene	mg/kg	2	0.058	0.0085 U	0.0074 U	-	-	-
Benzo(k)fluoranthene	mg/kg	1.4	0.047	0.0085 U	0.0074 U	-	-	-
Benzoic acid	mg/kg	-	-	-	-	-	-	-
Biphenyl (1,1-Biphenyl)	mg/kg	0.64 U	0.23 U	0.064 U	0.055 U	-	-	-
4-Bromophenyl phenyl ether	mg/kg	0.64 U	0.23 U	0.064 U	0.055 U	-	-	-
Butyl benzylphthalate (BBP)	mg/kg	4.8	0.23 U	0.064 U	0.055 U	-	-	-
Caprolactam	mg/kg	4.2 U	1.5 U	0.42 U	0.36 U	-	-	-
Carbazole	mg/kg	0.63 J	0.23 U	0.064 U	0.055 U	-	-	-
4-Chloro-3-methylphenol	mg/kg	1.9 U	0.7 U	0.19 U	0.17 U	-	-	-
4-Chloroaniline	mg/kg	1.9 U	0.7 U	0.19 U	0.17 U	-	-	-
bis(2-Chloroethoxy)methane	mg/kg	1.3 U	0.46 U	0.13 U	0.11 U	-	-	-
bis(2-Chloroethyl)ether	mg/kg	1.3 U	0.46 U	0.13 U	0.11 U	-	-	-
2-Chloronaphthalene	mg/kg	0.64 U	0.23 U	0.064 U	0.055 U	-	-	-
2-Chlorophenol	mg/kg	0.64 U	0.23 U	0.064 U	0.055 U	-	-	-
4-Chlorophenyl phenyl ether	mg/kg	0.64 U	0.23 U	0.064 U	0.055 U	-	-	-
Chrysene	mg/kg	3.7	0.12	0.0085 U	0.0074 U	-	-	-
Dibenz(a,h)anthracene	mg/kg	0.51	0.031 U	0.0085 U	0.0074 U	-	-	-
Dibenzofuran	mg/kg	0.26 J	0.23 U	0.064 U	0.055 U	-	-	-
1,2-Dichlorobenzene	mg/kg	-	-	-	-	-	-	-
1,3-Dichlorobenzene	mg/kg	-	-	-	-	-	-	-
1,4-Dichlorobenzene	mg/kg	-	-	-	-	-	-	-
3,3'-Dichlorobenzidine	mg/kg	1.3 U	0.46 U	0.13 U	0.11 U	-	-	-
2,4-Dichlorophenol	mg/kg	1.9 U	0.7 U	0.19 U	0.17 U	-	-	-
Diethyl phthalate	mg/kg	0.64 U	0.23 U	0.064 U	0.055 U	-	-	-

APPENDIX G.1

SOIL QUALITY DATA
RFI REPORT
FORMER MANUAL TRANSMISSIONS OF MUNCIE FACILITY
MUNCIE, INDIANA

AOI		*AOI 25*	*AOI 25*	*AOI 25*	*AOI 25*	*AOI 25*	*AOI 25*	*AOI 25*
Sample Location		*BH67-11*	*BH68-11*	*BH68-11*	*BH68-11*	*BH17-13*	*BH19-13*	*BH20-13*
Sample Identification		*S-017324-112911-TP-123*	*S-017324-112911-TP-120*	*S-017324-112911-TP-121*	*S-017324-112911-TP-122*	*S-021313-SM-053*	*S-021313-SM-050*	*S-021313-SM-047*
Sample Date		*11/29/2011*	*11/29/2011*	*11/29/2011*	*11/29/2011*	*2/13/2013*	*2/13/2013*	*2/13/2013*
Sample Depth		*(1-2) ft BGS*	*(1-2) ft BGS*	*(6-8) ft BGS*	*(10-12) ft BGS*	*(0-2.5) ft BGS*	*(0-2.5) ft BGS*	*(0-2.5) ft BGS*
Sample Type	*Units*							
SVOCs (Continued)								
Dimethyl phthalate	mg/kg	0.64 U	0.23 U	0.064 U	0.055 U	-	-	-
2,4-Dimethylphenol	mg/kg	1.9 U	0.7 U	0.19 U	0.17 U	-	-	-
Di-n-butylphthalate (DBP)	mg/kg	0.64 U	0.23 U	0.064 U	0.055 U	-	-	-
4,6-Dinitro-2-methylphenol	mg/kg	1.9 U	0.7 U	0.19 U	0.17 U	-	-	-
2,4-Dinitrophenol	mg/kg	4.2 U	1.5 U	0.42 U	0.36 U	-	-	-
2,4-Dinitrotoluene	mg/kg	2.6 U	0.93 U	0.26 U	0.22 U	-	-	-
2,6-Dinitrotoluene	mg/kg	2.6 U	0.93 U	0.26 U	0.22 U	-	-	-
Di-n-octyl phthalate (DnOP)	mg/kg	0.64 U	0.23 U	0.064 U	0.055 U	-	-	-
bis(2-Ethylhexyl)phthalate (DEHP)	mg/kg	1.3	0.23 U	0.029 J	0.025 J	-	-	-
Fluoranthene	mg/kg	9.6	0.15	0.0048 J	0.0074 U	-	-	-
Fluorene	mg/kg	0.49	0.031 U	0.0085 U	0.0074 U	-	-	-
Hexachlorobenzene	mg/kg	0.086 U	0.031 U	0.0085 U	0.0074 U	-	-	-
Hexachlorobutadiene	mg/kg	0.64 U	0.23 U	0.064 U	0.055 U	-	-	-
Hexachlorocyclopentadiene	mg/kg	4.2 U	1.5 U	0.42 U	0.36 U	-	-	-
Hexachloroethane	mg/kg	0.64 U	0.23 U	0.064 U	0.055 U	-	-	-
Indeno(1,2,3-cd)pyrene	mg/kg	1.6	0.043	0.0085 U	0.0074 U	-	-	-
Isophorone	mg/kg	0.64 U	0.23 U	0.064 U	0.055 U	-	-	-
2-Methylnaphthalene	mg/kg	0.15	0.064	0.0085 U	0.0074 U	-	-	-
2-Methylphenol	mg/kg	2.6 U	0.93 U	0.26 U	0.22 U	-	-	-
3&4-Methylphenol	mg/kg	5.1 U	1.9 U	0.51 U	0.44 U	-	-	-
4-Methylphenol	mg/kg	-	-	-	-	-	-	-
Naphthalene	mg/kg	**0.23**[a]	0.04	0.0085 U	0.0074 U	-	-	-
2-Nitroaniline	mg/kg	2.6 U	0.93 U	0.26 U	0.22 U	-	-	-
3-Nitroaniline	mg/kg	2.6 U	0.93 U	0.26 U	0.22 U	-	-	-
4-Nitroaniline	mg/kg	2.6 U	0.93 U	0.26 U	0.22 U	-	-	-
Nitrobenzene	mg/kg	1.3 U	0.46 U	0.13 U	0.11 U	-	-	-
2-Nitrophenol	mg/kg	0.64 U	0.23 U	0.064 U	0.055 U	-	-	-
4-Nitrophenol	mg/kg	4.2 U	1.5 U	0.42 U	0.36 U	-	-	-
N-Nitrosodi-n-propylamine	mg/kg	0.64 U	0.23 U	0.064 U	0.055 U	-	-	-
N-Nitrosodiphenylamine	mg/kg	0.64 U	0.23 U	0.064 U	0.055 U	-	-	-
N-Nitrosodimethylamine	mg/kg	-	-	-	-	-	-	-
2,2'-Oxybis(1-chloropropane)	mg/kg	1.3 U	0.46 U	0.13 U	0.11 U	-	-	-
Pentachlorophenol	mg/kg	1.9 U	0.7 U	0.19 U	0.17 U	-	-	-
Phenanthrene	mg/kg	4.3	0.1	0.0085 U	0.0074 U	-	-	-
Phenol	mg/kg	0.64 U	0.23 U	0.064 U	0.055 U	-	-	-
Pyrene	mg/kg	7.5	0.14	0.0085 U	0.0074 U	-	-	-
1,2,4-Trichlorobenzene	mg/kg	-	-	-	-	-	-	-
2,4,5-Trichlorophenol	mg/kg	1.9 U	0.7 U	0.19 U	0.17 U	-	-	-
2,4,6-Trichlorophenol	mg/kg	1.9 U	0.7 U	0.19 U	0.17 U	-	-	-

APPENDIX G.1

SOIL QUALITY DATA
RFI REPORT
FORMER MANUAL TRANSMISSIONS OF MUNCIE FACILITY
MUNCIE, INDIANA

AOI		*AOI 25*	*AOI 25*	*AOI 25*	*AOI 25*	*AOI 25*	*AOI 25*	*AOI 25*
Sample Location		*BH67-11*	*BH68-11*	*BH68-11*	*BH68-11*	*BH17-13*	*BH19-13*	*BH20-13*
Sample Identification		*S-017324-112911-TP-123*	*S-017324-112911-TP-120*	*S-017324-112911-TP-121*	*S-017324-112911-TP-122*	*S-021313-SM-053*	*S-021313-SM-050*	*S-021313-SM-047*
Sample Date		*11/29/2011*	*11/29/2011*	*11/29/2011*	*11/29/2011*	*2/13/2013*	*2/13/2013*	*2/13/2013*
Sample Depth		*(1-2) ft BGS*	*(1-2) ft BGS*	*(6-8) ft BGS*	*(10-12) ft BGS*	*(0-2.5) ft BGS*	*(0-2.5) ft BGS*	*(0-2.5) ft BGS*
Sample Type	*Units*							
Polychlorinated Biphenyls (PCBs)								
Aroclor-1016 (PCB-1016)	mg/kg	0.21 U	0.038 U	0.042 U	0.036 U	-	-	-
Aroclor-1221 (PCB-1221)	mg/kg	0.21 U	0.038 U	0.042 U	0.036 U	-	-	-
Aroclor-1232 (PCB-1232)	mg/kg	0.21 U	0.038 U	0.042 U	0.036 U	-	-	-
Aroclor-1242 (PCB-1242)	mg/kg	0.21 U	0.038 U	0.042 U	0.036 U	-	-	-
Aroclor-1248 (PCB-1248)	mg/kg	0.21 U	0.038 U	0.058	0.036 U	-	-	-
Aroclor-1254 (PCB-1254)	mg/kg	0.32	0.038 U	0.042 U	0.036 U	-	-	-
Aroclor-1260 (PCB-1260)	mg/kg	0.21 U	0.038 U	0.042 U	0.036 U	-	-	-
Total PCBs	mg/kg	0.32	ND	0.058	ND	-	-	-
Total Petroleum Hydrocarbons (TPH)								
Total Petroleum Hydrocarbons - Diesel	mg/kg	-	-	-	-	-	-	-
Total Petroleum Hydrocarbons - Gas	mg/kg	-	-	-	-	-	-	-
Total Petroleum Hydrocarbons - Oil	mg/kg	-	-	-	-	-	-	-
Total Petroleum Hydrocarbons	mg/kg	-	-	-	-	-	-	-
Total Petroleum Hydrocarbons - Purgeable (GRO)	mg/kg	-	-	-	-	-	-	-
Total Petroleum Hydrocarbons (C10-C20)	mg/kg	-	-	-	-	-	-	-
Total Petroleum Hydrocarbons (C20-C34)	mg/kg	-	-	-	-	-	-	-
Total Petroleum Hydrocarbons (C6-C10) GRO	mg/kg	-	-	-	-	-	-	-
Metals								
Aluminum	mg/kg	5900	6200	14000	5200	-	-	-
Antimony	mg/kg	1.2 U	1.1 U	1.1 U	0.90 U	-	-	-
Arsenic	mg/kg	**6.0**[a]	**11**[a]	**6.4**[a]	**6.6**[a]	-	-	-
Barium	mg/kg	180	140	140	37	-	-	-
Beryllium	mg/kg	0.055 J	0.33 J	0.85	0.19 J	-	-	-
Cadmium	mg/kg	0.46	0.33	0.24	0.27	-	-	-
Calcium	mg/kg	55000	47000	2800	42000	-	-	-
Chromium	mg/kg	27	17	17	8.8	-	-	-
Chromium VI (hexavalent)	mg/kg	-	-	-	-	-	-	-
Cobalt	mg/kg	3.5 J	**6.4**[a]	**10**[a]	**4.7**[a]	-	-	-
Copper	mg/kg	13	32	12	13	-	-	-
Iron	mg/kg	**9700**[a]	**20000**[a]	**21000**[a]	**12000**[a]	-	-	-
Lead	mg/kg	250	39	16	6.5	**300 J**[a]	160 J	120 J
Magnesium	mg/kg	45000	36000	2900	43000	-	-	-
Manganese	mg/kg	350	**570**[a]	**1200**[a]	200	-	-	-
Mercury	mg/kg	0.034 J	0.10	0.026 J	0.079 U	-	-	-
Nickel	mg/kg	21	29	14	13	-	-	-
Potassium	mg/kg	510 J	920	760	1200	-	-	-
Selenium	mg/kg	0.59 U	0.53 U	0.57 U	0.45 U	-	-	-
Silver	mg/kg	0.59 U	0.53 U	0.57 U	0.45 U	-	-	-
Sodium	mg/kg	150 J	140 J	89 J	130 J	-	-	-
Thallium	mg/kg	0.75 J	1.0 J	1.0 J	0.78 J	-	-	-
Vanadium	mg/kg	13	18	31	15	-	-	-
Zinc	mg/kg	150	51	46	39	-	-	-

APPENDIX G.1

SOIL QUALITY DATA
RFI REPORT
FORMER MANUAL TRANSMISSIONS OF MUNCIE FACILITY
MUNCIE, INDIANA

AOI		***AOI 25***	***AOI 25***	***AOI 25***	***AOI 25***	***AOI 25***	***AOI 25***	***AOI 25***
Sample Location		***BH67-11***	***BH68-11***	***BH68-11***	***BH68-11***	***BH17-13***	***BH19-13***	***BH20-13***
Sample Identification		***S-017324-112911-TP-123***	***S-017324-112911-TP-120***	***S-017324-112911-TP-121***	***S-017324-112911-TP-122***	***S-021313-SM-053***	***S-021313-SM-050***	***S-021313-SM-047***
Sample Date		***11/29/2011***	***11/29/2011***	***11/29/2011***	***11/29/2011***	***2/13/2013***	***2/13/2013***	***2/13/2013***
Sample Depth		***(1-2) ft BGS***	***(1-2) ft BGS***	***(6-8) ft BGS***	***(10-12) ft BGS***	***(0-2.5) ft BGS***	***(0-2.5) ft BGS***	***(0-2.5) ft BGS***
Sample Type	***Units***							
General Chemistry								
Carbonate (as CaCO3)	mg/kg	-	-	-	-	-	-	-
Chloride	mg/kg	-	-	-	-	-	-	-
Chloride	s.u.	-	-	-	-	-	-	-
Cyanide (total)	mg/kg	-	-	-	-	-	-	-
N-Hexane extractable material	mg/kg	-	-	-	-	-	-	-
Percent moisture	%	-	-	-	-	-	-	-
pH	s.u.	-	-	-	-	-	-	-
Saturated aliphatic hydrocarbons	mg/kg	-	-	-	-	-	-	-
Sulfate	mg/kg	-	-	-	-	-	-	-
Total solids	%	-	-	-	-	-	-	-

Notes

mg/kg - Milligrams per kilogram
"-" - No value
U - Not detected at the associated reporting limit
J - Estimated concentration
UJ - Not detected; associated reporting limit is estimated
R - Rejected
s.u. - Standard units
nc - No criteria
ND - Non Detect (calculation)
BOLD[abc] Concentration exceeds associated screening level
IDEM Appendix A: Screening Levels Remedation Closure Guide - March 25, 2014
a - Exceeds IDEM residential migration to ground water screening levels
b - Exceeds IDEM commercial/industrial direct contact screening levels
c - Exceeds IDEM excavation direct contact screening levels

APPENDIX G.1

SOIL QUALITY DATA
RFI REPORT
FORMER MANUAL TRANSMISSIONS OF MUNCIE FACILITY
MUNCIE, INDIANA

AOI		*AOI 25*	*AOI 25*	*AOI 26*	*AOI 26*	*AOI 26*	*AOI 26*
Sample Location		*BH17-13*	*BH19-13*	*BH69-11*	*BH70-11*	*BH70-11*	*BH69-11*
Sample Identification		*S-021313-SM-054*	*S-021313-SM-051*	*S-017324-112811-TP-109*	*S-017324-112811-TP-111*	*S-017324-112811-TP-112*	*S-017324-112811-TP-110*
Sample Date		*2/13/2013*	*2/13/2013*	*11/28/2011*	*11/28/2011*	*11/28/2011*	*11/28/2011*
Sample Depth		*(7.5-10) ft BGS*	*(7.5-10) ft BGS*	*(1-2) ft BGS*	*(1-2) ft BGS*	*(6-8) ft BGS*	*(8-10) ft BGS*
Sample Type	*Units*						
Volatile Organic Compounds (VOCs)							
Acetone	mg/kg	-	-	-	-	-	-
Benzene	mg/kg	-	-	-	-	-	-
Benzyl alcohol	mg/kg	-	-	-	-	-	-
Bromodichloromethane	mg/kg	-	-	-	-	-	-
Bromoform	mg/kg	-	-	-	-	-	-
Bromomethane (Methyl bromide)	mg/kg	-	-	-	-	-	-
2-Butanone (Methyl ethyl ketone) (MEK)	mg/kg	-	-	-	-	-	-
Carbon disulfide	mg/kg	-	-	-	-	-	-
Carbon tetrachloride	mg/kg	-	-	-	-	-	-
4-Chloroaniline	mg/kg	-	-	-	-	-	-
Chlorobenzene	mg/kg	-	-	-	-	-	-
Chloroethane	mg/kg	-	-	-	-	-	-
2-Chloroethyl vinyl ether	mg/kg	-	-	-	-	-	-
Chloroform (Trichloromethane)	mg/kg	-	-	-	-	-	-
Chloromethane (Methyl chloride)	mg/kg	-	-	-	-	-	-
Cyclohexane	mg/kg	-	-	-	-	-	-
Dibenzofuran	mg/kg	-	-	-	-	-	-
1,2-Dibromo-3-chloropropane (DBCP)	mg/kg	-	-	-	-	-	-
Dibromochloromethane	mg/kg	-	-	-	-	-	-
1,2-Dibromoethane (Ethylene dibromide)	mg/kg	-	-	-	-	-	-
1,2-Dichlorobenzene	mg/kg	-	-	-	-	-	-
1,3-Dichlorobenzene	mg/kg	-	-	-	-	-	-
1,4-Dichlorobenzene	mg/kg	-	-	-	-	-	-
Dichlorodifluoromethane (CFC-12)	mg/kg	-	-	-	-	-	-
Dichloroethane	mg/kg	-	-	-	-	-	-
1,1-Dichloroethane	mg/kg	-	-	-	-	-	-
1,2-Dichloroethane	mg/kg	-	-	-	-	-	-
Dichloroethene	mg/kg	-	-	-	-	-	-
1,2-Dichloroethene (total)	mg/kg	-	-	-	-	-	-
1,1-Dichloroethene	mg/kg	-	-	-	-	-	-
cis-1,2-Dichloroethene	mg/kg	-	-	-	-	-	-
trans-1,2-Dichloroethene	mg/kg	-	-	-	-	-	-
1,2-Dichloropropane	mg/kg	-	-	-	-	-	-
cis-1,3-Dichloropropene	mg/kg	-	-	-	-	-	-
trans-1,3-Dichloropropene	mg/kg	-	-	-	-	-	-
Ethylbenzene	mg/kg	-	-	-	-	-	-
2-Hexanone	mg/kg	-	-	-	-	-	-
Isopropyl benzene	mg/kg	-	-	-	-	-	-
Methyl acetate	mg/kg	-	-	-	-	-	-
Methyl cyclohexane	mg/kg	-	-	-	-	-	-
Methyl tert butyl ether (MTBE)	mg/kg	-	-	-	-	-	-
4-Methyl-2-pentanone (MIBK)	mg/kg	-	-	-	-	-	-
Methylene chloride	mg/kg	-	-	-	-	-	-
Styrene	mg/kg	-	-	-	-	-	-
1,1,2,2-Tetrachloroethane	mg/kg	-	-	-	-	-	-
Tetrachloroethene	mg/kg	-	-	-	-	-	-

APPENDIX G.1

SOIL QUALITY DATA
RFI REPORT
FORMER MANUAL TRANSMISSIONS OF MUNCIE FACILITY
MUNCIE, INDIANA

AOI		*AOI 25*	*AOI 25*	*AOI 26*	*AOI 26*	*AOI 26*	*AOI 26*
Sample Location		*BH17-13*	*BH19-13*	*BH69-11*	*BH70-11*	*BH70-11*	*BH69-11*
Sample Identification		*S-021313-SM-054*	*S-021313-SM-051*	*S-017324-112811-TP-109*	*S-017324-112811-TP-111*	*S-017324-112811-TP-112*	*S-017324-112811-TP-110*
Sample Date		*2/13/2013*	*2/13/2013*	*11/28/2011*	*11/28/2011*	*11/28/2011*	*11/28/2011*
Sample Depth		*(7.5-10) ft BGS*	*(7.5-10) ft BGS*	*(1-2) ft BGS*	*(1-2) ft BGS*	*(6-8) ft BGS*	*(8-10) ft BGS*
Sample Type	*Units*						
VOCs (Continued)							
Toluene	mg/kg	-	-	-	-	-	-
1,2,4-Trichlorobenzene	mg/kg	-	-	-	-	-	-
Trichloroethane	mg/kg	-	-	-	-	-	-
1,1,1-Trichloroethane	mg/kg	-	-	-	-	-	-
1,1,2-Trichloroethane	mg/kg	-	-	-	-	-	-
Trichloroethene	mg/kg	-	-	-	-	-	-
Trichlorofluoromethane (CFC-11)	mg/kg	-	-	-	-	-	-
Trifluorotrichloroethane (Freon 113)	mg/kg	-	-	-	-	-	-
Vinyl acetate	mg/kg	-	-	-	-	-	-
Vinyl chloride	mg/kg	-	-	-	-	-	-
Xylenes (total)	mg/kg	-	-	-	-	-	-
Semi-Volatile Organic Compounds (SVOCs)							
Acenaphthene	mg/kg	-	-	-	-	-	-
Acenaphthylene	mg/kg	-	-	-	-	-	-
Acetophenone	mg/kg	-	-	-	-	-	-
Anthracene	mg/kg	-	-	-	-	-	-
Atrazine	mg/kg	-	-	-	-	-	-
Benzaldehyde	mg/kg	-	-	-	-	-	-
Benzo(a)anthracene	mg/kg	-	-	-	-	-	-
Benzo(a)pyrene	mg/kg	-	-	-	-	-	-
Benzo(b)fluoranthene	mg/kg	-	-	-	-	-	-
Benzo(g,h,i)perylene	mg/kg	-	-	-	-	-	-
Benzo(k)fluoranthene	mg/kg	-	-	-	-	-	-
Benzoic acid	mg/kg	-	-	-	-	-	-
Biphenyl (1,1-Biphenyl)	mg/kg	-	-	-	-	-	-
4-Bromophenyl phenyl ether	mg/kg	-	-	-	-	-	-
Butyl benzylphthalate (BBP)	mg/kg	-	-	-	-	-	-
Caprolactam	mg/kg	-	-	-	-	-	-
Carbazole	mg/kg	-	-	-	-	-	-
4-Chloro-3-methylphenol	mg/kg	-	-	-	-	-	-
4-Chloroaniline	mg/kg	-	-	-	-	-	-
bis(2-Chloroethoxy)methane	mg/kg	-	-	-	-	-	-
bis(2-Chloroethyl)ether	mg/kg	-	-	-	-	-	-
2-Chloronaphthalene	mg/kg	-	-	-	-	-	-
2-Chlorophenol	mg/kg	-	-	-	-	-	-
4-Chlorophenyl phenyl ether	mg/kg	-	-	-	-	-	-
Chrysene	mg/kg	-	-	-	-	-	-
Dibenz(a,h)anthracene	mg/kg	-	-	-	-	-	-
Dibenzofuran	mg/kg	-	-	-	-	-	-
1,2-Dichlorobenzene	mg/kg	-	-	-	-	-	-
1,3-Dichlorobenzene	mg/kg	-	-	-	-	-	-
1,4-Dichlorobenzene	mg/kg	-	-	-	-	-	-
3,3'-Dichlorobenzidine	mg/kg	-	-	-	-	-	-
2,4-Dichlorophenol	mg/kg	-	-	-	-	-	-
Diethyl phthalate	mg/kg	-	-	-	-	-	-

APPENDIX G.1

SOIL QUALITY DATA
RFI REPORT
FORMER MANUAL TRANSMISSIONS OF MUNCIE FACILITY
MUNCIE, INDIANA

AOI		*AOI 25*	*AOI 25*	*AOI 26*	*AOI 26*	*AOI 26*	*AOI 26*
Sample Location		***BH17-13***	***BH19-13***	***BH69-11***	***BH70-11***	***BH70-11***	***BH69-11***
Sample Identification		***S-021313-SM-054***	***S-021313-SM-051***	***S-017324-112811-TP-109***	***S-017324-112811-TP-111***	***S-017324-112811-TP-112***	***S-017324-112811-TP-110***
Sample Date		***2/13/2013***	***2/13/2013***	***11/28/2011***	***11/28/2011***	***11/28/2011***	***11/28/2011***
Sample Depth		***(7.5-10) ft BGS***	***(7.5-10) ft BGS***	***(1-2) ft BGS***	***(1-2) ft BGS***	***(6-8) ft BGS***	***(8-10) ft BGS***
Sample Type	***Units***						
SVOCs (Continued)							
Dimethyl phthalate	mg/kg	-	-	-	-	-	-
2,4-Dimethylphenol	mg/kg	-	-	-	-	-	-
Di-n-butylphthalate (DBP)	mg/kg	-	-	-	-	-	-
4,6-Dinitro-2-methylphenol	mg/kg	-	-	-	-	-	-
2,4-Dinitrophenol	mg/kg	-	-	-	-	-	-
2,4-Dinitrotoluene	mg/kg	-	-	-	-	-	-
2,6-Dinitrotoluene	mg/kg	-	-	-	-	-	-
Di-n-octyl phthalate (DnOP)	mg/kg	-	-	-	-	-	-
bis(2-Ethylhexyl)phthalate (DEHP)	mg/kg	-	-	-	-	-	-
Fluoranthene	mg/kg	-	-	-	-	-	-
Fluorene	mg/kg	-	-	-	-	-	-
Hexachlorobenzene	mg/kg	-	-	-	-	-	-
Hexachlorobutadiene	mg/kg	-	-	-	-	-	-
Hexachlorocyclopentadiene	mg/kg	-	-	-	-	-	-
Hexachloroethane	mg/kg	-	-	-	-	-	-
Indeno(1,2,3-cd)pyrene	mg/kg	-	-	-	-	-	-
Isophorone	mg/kg	-	-	-	-	-	-
2-Methylnaphthalene	mg/kg	-	-	-	-	-	-
2-Methylphenol	mg/kg	-	-	-	-	-	-
3&4-Methylphenol	mg/kg	-	-	-	-	-	-
4-Methylphenol	mg/kg	-	-	-	-	-	-
Naphthalene	mg/kg	-	-	-	-	-	-
2-Nitroaniline	mg/kg	-	-	-	-	-	-
3-Nitroaniline	mg/kg	-	-	-	-	-	-
4-Nitroaniline	mg/kg	-	-	-	-	-	-
Nitrobenzene	mg/kg	-	-	-	-	-	-
2-Nitrophenol	mg/kg	-	-	-	-	-	-
4-Nitrophenol	mg/kg	-	-	-	-	-	-
N-Nitrosodi-n-propylamine	mg/kg	-	-	-	-	-	-
N-Nitrosodiphenylamine	mg/kg	-	-	-	-	-	-
N-Nitrosodimethylamine	mg/kg	-	-	-	-	-	-
2,2'-Oxybis(1-chloropropane)	mg/kg	-	-	-	-	-	-
Pentachlorophenol	mg/kg	-	-	-	-	-	-
Phenanthrene	mg/kg	-	-	-	-	-	-
Phenol	mg/kg	-	-	-	-	-	-
Pyrene	mg/kg	-	-	-	-	-	-
1,2,4-Trichlorobenzene	mg/kg	-	-	-	-	-	-
2,4,5-Trichlorophenol	mg/kg	-	-	-	-	-	-
2,4,6-Trichlorophenol	mg/kg	-	-	-	-	-	-

APPENDIX G.1

SOIL QUALITY DATA
RFI REPORT
FORMER MANUAL TRANSMISSIONS OF MUNCIE FACILITY
MUNCIE, INDIANA

AOI		*AOI 25*	*AOI 25*	*AOI 26*	*AOI 26*	*AOI 26*	*AOI 26*
Sample Location		*BH17-13*	*BH19-13*	*BH69-11*	*BH70-11*	*BH70-11*	*BH69-11*
Sample Identification		*S-021313-SM-054*	*S-021313-SM-051*	*S-017324-112811-TP-109*	*S-017324-112811-TP-111*	*S-017324-112811-TP-112*	*S-017324-112811-TP-110*
Sample Date		*2/13/2013*	*2/13/2013*	*11/28/2011*	*11/28/2011*	*11/28/2011*	*11/28/2011*
Sample Depth		*(7.5-10) ft BGS*	*(7.5-10) ft BGS*	*(1-2) ft BGS*	*(1-2) ft BGS*	*(6-8) ft BGS*	*(8-10) ft BGS*
Sample Type	*Units*						
Polychlorinated Biphenyls (PCBs)							
Aroclor-1016 (PCB-1016)	mg/kg	-	-	0.04 U	0.038 U	0.036 U	0.036 U
Aroclor-1221 (PCB-1221)	mg/kg	-	-	0.04 U	0.038 U	0.036 U	0.036 U
Aroclor-1232 (PCB-1232)	mg/kg	-	-	0.04 U	0.038 U	0.036 U	0.036 U
Aroclor-1242 (PCB-1242)	mg/kg	-	-	0.04 U	0.038 U	0.036 U	0.036 U
Aroclor-1248 (PCB-1248)	mg/kg	-	-	0.04 U	0.038 U	0.036 U	0.036 U
Aroclor-1254 (PCB-1254)	mg/kg	-	-	0.04 U	0.038 U	0.036 U	0.036 U
Aroclor-1260 (PCB-1260)	mg/kg	-	-	0.04 U	0.038 U	0.036 U	0.036 U
Total PCBs	mg/kg	-	-	ND	ND	ND	ND
Total Petroleum Hydrocarbons (TPH)							
Total Petroleum Hydrocarbons - Diesel	mg/kg	-	-	-	-	-	-
Total Petroleum Hydrocarbons - Gas	mg/kg	-	-	-	-	-	-
Total Petroleum Hydrocarbons - Oil	mg/kg	-	-	-	-	-	-
Total Petroleum Hydrocarbons	mg/kg	-	-	-	-	-	-
Total Petroleum Hydrocarbons - Purgeable (GRO)	mg/kg	-	-	-	-	-	-
Total Petroleum Hydrocarbons (C10-C20)	mg/kg	-	-	-	-	-	-
Total Petroleum Hydrocarbons (C20-C34)	mg/kg	-	-	-	-	-	-
Total Petroleum Hydrocarbons (C6-C10) GRO	mg/kg	-	-	-	-	-	-
Metals							
Aluminum	mg/kg	-	-	12000	8700	4000	4000
Antimony	mg/kg	-	-	0.44 J	0.73 J	0.98 U	0.45 J
Arsenic	mg/kg	-	-	**9.8**[a]	**6.0**[a]	4.0	4.8
Barium	mg/kg	-	-	63	76	23	25
Beryllium	mg/kg	-	-	0.32 J	0.28 J	0.12 J	0.13 J
Cadmium	mg/kg	-	-	0.20 U	0.10 J	0.078 J	0.080 J
Calcium	mg/kg	-	-	2100	18000	44000	47000
Chromium	mg/kg	-	-	17	11	6.8	6.7
Chromium VI (hexavalent)	mg/kg	-	-	-	-	-	-
Cobalt	mg/kg	-	-	**9.6**[a]	**9.9**[a]	3.7 J	3.6 J
Copper	mg/kg	-	-	16	11	8.9	8.8
Iron	mg/kg	-	-	**23000**[a]	**14000**[a]	**9400**[a]	**9000**[a]
Lead	mg/kg	36	110 J	15	19	4.4	4.6
Magnesium	mg/kg	-	-	3000	7300	38000	43000
Manganese	mg/kg	-	-	320	**920**[a]	280	200
Mercury	mg/kg	-	-	0.031 J	0.041 J	0.020 J	0.065 J
Nickel	mg/kg	-	-	17	12	13	11
Potassium	mg/kg	-	-	920	970	770	940
Selenium	mg/kg	-	-	0.50 U	0.56 U	0.49 U	0.51 U
Silver	mg/kg	-	-	0.50 U	0.56 U	0.49 U	0.51 U
Sodium	mg/kg	-	-	500 U	560 U	74 J	86 J
Thallium	mg/kg	-	-	0.81 J	1.4	1.4	0.88 J
Vanadium	mg/kg	-	-	28	22	10	11
Zinc	mg/kg	-	-	50	42	31	28

APPENDIX G.1

SOIL QUALITY DATA
RFI REPORT
FORMER MANUAL TRANSMISSIONS OF MUNCIE FACILITY
MUNCIE, INDIANA

AOI		***AOI 25***	***AOI 25***	***AOI 26***	***AOI 26***	***AOI 26***	***AOI 26***
Sample Location		***BH17-13***	***BH19-13***	***BH69-11***	***BH70-11***	***BH70-11***	***BH69-11***
Sample Identification		***S-021313-SM-054***	***S-021313-SM-051***	***S-017324-112811-TP-109***	***S-017324-112811-TP-111***	***S-017324-112811-TP-112***	***S-017324-112811-TP-110***
Sample Date		***2/13/2013***	***2/13/2013***	***11/28/2011***	***11/28/2011***	***11/28/2011***	***11/28/2011***
Sample Depth		***(7.5-10) ft BGS***	***(7.5-10) ft BGS***	***(1-2) ft BGS***	***(1-2) ft BGS***	***(6-8) ft BGS***	***(8-10) ft BGS***
Sample Type	***Units***						
General Chemistry							
Carbonate (as CaCO3)	mg/kg	-	-	-	-	-	-
Chloride	mg/kg	-	-	-	-	-	-
Chloride	s.u.	-	-	-	-	-	-
Cyanide (total)	mg/kg	-	-	-	-	-	-
N-Hexane extractable material	mg/kg	-	-	-	-	-	-
Percent moisture	%	-	-	-	-	-	-
pH	s.u.	-	-	-	-	-	-
Saturated aliphatic hydrocarbons	mg/kg	-	-	-	-	-	-
Sulfate	mg/kg	-	-	-	-	-	-
Total solids	%	-	-	-	-	-	-

Notes
mg/kg - Milligrams per kilogram
"-" - No value
U - Not detected at the associated reporting limit
J - Estimated concentration
UJ - Not detected; associated reporting limit is estimated
R - Rejected
s.u. - Standard units
nc - No criteria
ND - Non Detect (calculation)
BOLD[abc] Concentration exceeds associated screening level
IDEM Appendix A: Screening Levels Remedation Closure Guide - March 25, 2014
a - Exceeds IDEM residential migration to ground water screening levels
b - Exceeds IDEM commercial/industrial direct contact screening levels
c - Exceeds IDEM excavation direct contact screening levels

APPENDIX G.1

SOIL QUALITY DATA
RFI REPORT
FORMER MANUAL TRANSMISSIONS OF MUNCIE FACILITY
MUNCIE, INDIANA

AOI		*AOI 27*	*AOI 27*	*AOI 27*	*AOI 28*	*AOI 28*	*AOI 28*
Sample Location		*BH71-11*	*BH72-11*	*BH71-11*	*MW-38(CRA)*	*SB-13(CRA)*	*BH76-11*
Sample Identification		*S-017324-112811-TP-104*	*S-017324-112811-TP-106*	*S-017324-112811-TP-105*	*S-022502-19703-LB-023*	*S-022602-19703-LB-027*	*S-017324-120111-TP-189*
Sample Date		*11/28/2011*	*11/28/2011*	*11/28/2011*	*2/25/2002*	*2/26/2002*	*12/1/2011*
Sample Depth		*(1-2) ft BGS*	*(1-2) ft BGS*	*(4-6) ft BGS*	*(9-9.5) ft BGS*	*(6) ft BGS*	*(0-2) ft BGS*
Sample Type	*Units*						
Volatile Organic Compounds (VOCs)							
Acetone	mg/kg	-	-	-	0.017 U	0.068	0.01 U
Benzene	mg/kg	-	-	-	0.0012 U	0.0023	0.0025 U
Benzyl alcohol	mg/kg	-	-	-	-	-	-
Bromodichloromethane	mg/kg	-	-	-	0.0023 U	0.0023 U	0.0025 U
Bromoform	mg/kg	-	-	-	0.0023 U	0.0023 U	0.0025 U
Bromomethane (Methyl bromide)	mg/kg	-	-	-	0.0058 U	0.0057 U	0.0025 U
2-Butanone (Methyl ethyl ketone) (MEK)	mg/kg	-	-	-	0.017 U	0.017 U	0.01 U
Carbon disulfide	mg/kg	-	-	-	0.0058 U	0.0057 U	0.0025 U
Carbon tetrachloride	mg/kg	-	-	-	0.0012 U	0.0011 U	0.0025 U
4-Chloroaniline	mg/kg	-	-	-	-	-	-
Chlorobenzene	mg/kg	-	-	-	0.0012 U	0.0011 U	0.0025 U
Chloroethane	mg/kg	-	-	-	0.0058 U	0.0057 U	0.0025 U
2-Chloroethyl vinyl ether	mg/kg	-	-	-	-	-	-
Chloroform (Trichloromethane)	mg/kg	-	-	-	0.0012 U	0.0011 U	0.0025 U
Chloromethane (Methyl chloride)	mg/kg	-	-	-	0.0058 U	0.0057 U	0.0025 U
Cyclohexane	mg/kg	-	-	-	0.028 U	0.027 U	0.0051 U
Dibenzofuran	mg/kg	-	-	-	-	-	-
1,2-Dibromo-3-chloropropane (DBCP)	mg/kg	-	-	-	0.0058 U	0.0057 U	0.0051 U
Dibromochloromethane	mg/kg	-	-	-	0.0012 U	0.0011 U	0.0025 U
1,2-Dibromoethane (Ethylene dibromide)	mg/kg	-	-	-	0.0058 U	0.0057 U	0.0025 U
1,2-Dichlorobenzene	mg/kg	-	-	-	0.0023 U	0.0023 U	0.0025 U
1,3-Dichlorobenzene	mg/kg	-	-	-	0.0023 U	0.0023 U	0.0025 U
1,4-Dichlorobenzene	mg/kg	-	-	-	0.0023 U	0.0023 U	0.0025 U
Dichlorodifluoromethane (CFC-12)	mg/kg	-	-	-	0.0023 U	0.0023 U	0.0025 U
Dichloroethane	mg/kg	-	-	-	-	-	-
1,1-Dichloroethane	mg/kg	-	-	-	0.0012 U	0.0011 U	0.0025 U
1,2-Dichloroethane	mg/kg	-	-	-	0.0012 U	0.0011 U	0.0025 U
Dichloroethene	mg/kg	-	-	-	-	-	-
1,2-Dichloroethene (total)	mg/kg	-	-	-	-	-	-
1,1-Dichloroethene	mg/kg	-	-	-	0.0012 U	0.0011 U	0.0025 U
cis-1,2-Dichloroethene	mg/kg	-	-	-	0.0012 U	0.0011 U	0.0025 U
trans-1,2-Dichloroethene	mg/kg	-	-	-	0.0012 U	0.0011 U	0.0025 U
1,2-Dichloropropane	mg/kg	-	-	-	0.0012 U	0.0011 U	0.0025 U
cis-1,3-Dichloropropene	mg/kg	-	-	-	0.0012 U	0.0011 U	0.0025 U
trans-1,3-Dichloropropene	mg/kg	-	-	-	0.0012 U	0.0011 U	0.0025 U
Ethylbenzene	mg/kg	-	-	-	0.0012 U	0.0011 U	0.0025 U
2-Hexanone	mg/kg	-	-	-	0.058 U	0.057 U	0.01 U
Isopropyl benzene	mg/kg	-	-	-	0.0058 U	0.0057 U	0.0025 U
Methyl acetate	mg/kg	-	-	-	0.028 U	0.027 U	0.0051 U
Methyl cyclohexane	mg/kg	-	-	-	0.012 U	0.011 U	0.0051 U
Methyl tert butyl ether (MTBE)	mg/kg	-	-	-	0.0058 U	0.0057 U	0.01 U
4-Methyl-2-pentanone (MIBK)	mg/kg	-	-	-	0.058 U	0.057 U	0.01 U
Methylene chloride	mg/kg	-	-	-	0.0058 U	0.0057 U	0.0025 U
Styrene	mg/kg	-	-	-	0.0012 U	0.0011 U	0.0025 U
1,1,2,2-Tetrachloroethane	mg/kg	-	-	-	0.0023 U	0.0023 U	0.0025 U
Tetrachloroethene	mg/kg	-	-	-	0.0012 U	0.0011 U	0.0025 U

APPENDIX G.1

SOIL QUALITY DATA
RFI REPORT
FORMER MANUAL TRANSMISSIONS OF MUNCIE FACILITY
MUNCIE, INDIANA

AOI		*AOI 27*	*AOI 27*	*AOI 27*	*AOI 28*	*AOI 28*	*AOI 28*
Sample Location		*BH71-11*	*BH72-11*	*BH71-11*	*MW-38(CRA)*	*SB-13(CRA)*	*BH76-11*
Sample Identification		*S-017324-112811-TP-104*	*S-017324-112811-TP-106*	*S-017324-112811-TP-105*	*S-022502-19703-LB-023*	*S-022602-19703-LB-027*	*S-017324-120111-TP-189*
Sample Date		*11/28/2011*	*11/28/2011*	*11/28/2011*	*2/25/2002*	*2/26/2002*	*12/1/2011*
Sample Depth		*(1-2) ft BGS*	*(1-2) ft BGS*	*(4-6) ft BGS*	*(9-9.5) ft BGS*	*(6) ft BGS*	*(0-2) ft BGS*
Sample Type	*Units*						
VOCs (Continued)							
Toluene	mg/kg	-	-	-	0.0023 U	0.025	0.0025 U
1,2,4-Trichlorobenzene	mg/kg	-	-	-	0.0058 U	0.0057 U	0.0025 U
Trichloroethane	mg/kg	-	-	-	-	-	-
1,1,1-Trichloroethane	mg/kg	-	-	-	0.0012 U	0.0011 U	0.0025 U
1,1,2-Trichloroethane	mg/kg	-	-	-	0.0012 U	0.0011 U	0.0025 U
Trichloroethene	mg/kg	-	-	-	0.0012 U	0.0011 U	0.0025 U
Trichlorofluoromethane (CFC-11)	mg/kg	-	-	-	0.0023 U	0.0023 U	0.0025 U
Trifluorotrichloroethane (Freon 113)	mg/kg	-	-	-	0.0058 U	0.0057 U	0.0025 U
Vinyl acetate	mg/kg	-	-	-	-	-	-
Vinyl chloride	mg/kg	-	-	-	0.0023 U	0.0023 U	0.0025 U
Xylenes (total)	mg/kg	-	-	-	0.0035 U	0.0034 U	0.0051 U
Semi-Volatile Organic Compounds (SVOCs)							
Acenaphthene	mg/kg	-	-	-	0.38 U	75 U	0.082 U
Acenaphthylene	mg/kg	-	-	-	0.38 U	75 U	0.11
Acetophenone	mg/kg	-	-	-	-	-	1.2 U
Anthracene	mg/kg	-	-	-	0.38 U	75 U	0.14
Atrazine	mg/kg	-	-	-	-	-	2.4 U
Benzaldehyde	mg/kg	-	-	-	-	-	1.2 U
Benzo(a)anthracene	mg/kg	-	-	-	0.38 U	75 U	0.098
Benzo(a)pyrene	mg/kg	-	-	-	0.38 U	75 U	0.28
Benzo(b)fluoranthene	mg/kg	-	-	-	0.38 U	75 U	0.51
Benzo(g,h,i)perylene	mg/kg	-	-	-	0.38 U	75 U	1.1
Benzo(k)fluoranthene	mg/kg	-	-	-	0.38 U	75 U	0.18
Benzoic acid	mg/kg	-	-	-	-	-	-
Biphenyl (1,1-Biphenyl)	mg/kg	-	-	-	-	-	0.61 U
4-Bromophenyl phenyl ether	mg/kg	-	-	-	-	-	0.61 U
Butyl benzylphthalate (BBP)	mg/kg	-	-	-	-	-	0.61 U
Caprolactam	mg/kg	-	-	-	-	-	4 U
Carbazole	mg/kg	-	-	-	-	-	0.61 U
4-Chloro-3-methylphenol	mg/kg	-	-	-	-	-	1.8 U
4-Chloroaniline	mg/kg	-	-	-	-	-	1.8 U
bis(2-Chloroethoxy)methane	mg/kg	-	-	-	-	-	1.2 U
bis(2-Chloroethyl)ether	mg/kg	-	-	-	-	-	1.2 U
2-Chloronaphthalene	mg/kg	-	-	-	-	-	0.61 U
2-Chlorophenol	mg/kg	-	-	-	-	-	0.61 U
4-Chlorophenyl phenyl ether	mg/kg	-	-	-	-	-	0.61 U
Chrysene	mg/kg	-	-	-	0.38 U	75 U	0.33
Dibenz(a,h)anthracene	mg/kg	-	-	-	0.38 U	75 U	0.19
Dibenzofuran	mg/kg	-	-	-	-	-	0.61 U
1,2-Dichlorobenzene	mg/kg	-	-	-	-	-	-
1,3-Dichlorobenzene	mg/kg	-	-	-	-	-	-
1,4-Dichlorobenzene	mg/kg	-	-	-	-	-	-
3,3'-Dichlorobenzidine	mg/kg	-	-	-	-	-	1.2 UJ
2,4-Dichlorophenol	mg/kg	-	-	-	-	-	1.8 U
Diethyl phthalate	mg/kg	-	-	-	-	-	0.61 U

APPENDIX G.1

SOIL QUALITY DATA
RFI REPORT
FORMER MANUAL TRANSMISSIONS OF MUNCIE FACILITY
MUNCIE, INDIANA

AOI		*AOI 27*	*AOI 27*	*AOI 27*	*AOI 28*	*AOI 28*	*AOI 28*
Sample Location		*BH71-11*	*BH72-11*	*BH71-11*	*MW-38(CRA)*	*SB-13(CRA)*	*BH76-11*
Sample Identification		*S-017324-112811-TP-104*	*S-017324-112811-TP-106*	*S-017324-112811-TP-105*	*S-022502-19703-LB-023*	*S-022602-19703-LB-027*	*S-017324-120111-TP-189*
Sample Date		*11/28/2011*	*11/28/2011*	*11/28/2011*	*2/25/2002*	*2/26/2002*	*12/1/2011*
Sample Depth		*(1-2) ft BGS*	*(1-2) ft BGS*	*(4-6) ft BGS*	*(9-9.5) ft BGS*	*(6) ft BGS*	*(0-2) ft BGS*
Sample Type	*Units*						
SVOCs (Continued)							
Dimethyl phthalate	mg/kg	-	-	-	-	-	0.61 U
2,4-Dimethylphenol	mg/kg	-	-	-	-	-	1.8 U
Di-n-butylphthalate (DBP)	mg/kg	-	-	-	-	-	0.61 U
4,6-Dinitro-2-methylphenol	mg/kg	-	-	-	-	-	1.8 U
2,4-Dinitrophenol	mg/kg	-	-	-	-	-	4 U
2,4-Dinitrotoluene	mg/kg	-	-	-	-	-	2.4 U
2,6-Dinitrotoluene	mg/kg	-	-	-	-	-	2.4 U
Di-n-octyl phthalate (DnOP)	mg/kg	-	-	-	-	-	0.61 U
bis(2-Ethylhexyl)phthalate (DEHP)	mg/kg	-	-	-	-	-	0.61 U
Fluoranthene	mg/kg	-	-	-	0.38 U	75 U	0.15
Fluorene	mg/kg	-	-	-	0.38 U	75 U	0.082 U
Hexachlorobenzene	mg/kg	-	-	-	-	-	0.082 U
Hexachlorobutadiene	mg/kg	-	-	-	-	-	0.61 U
Hexachlorocyclopentadiene	mg/kg	-	-	-	-	-	4 U
Hexachloroethane	mg/kg	-	-	-	-	-	0.61 U
Indeno(1,2,3-cd)pyrene	mg/kg	-	-	-	0.38 U	75 U	0.59
Isophorone	mg/kg	-	-	-	-	-	0.61 U
2-Methylnaphthalene	mg/kg	-	-	-	0.38 U	75 U	0.082 U
2-Methylphenol	mg/kg	-	-	-	-	-	2.4 U
3&4-Methylphenol	mg/kg	-	-	-	-	-	4.9 U
4-Methylphenol	mg/kg	-	-	-	-	-	-
Naphthalene	mg/kg	-	-	-	0.38 U	75 U	0.082 U
2-Nitroaniline	mg/kg	-	-	-	-	-	2.4 U
3-Nitroaniline	mg/kg	-	-	-	-	-	2.4 U
4-Nitroaniline	mg/kg	-	-	-	-	-	2.4 U
Nitrobenzene	mg/kg	-	-	-	-	-	1.2 U
2-Nitrophenol	mg/kg	-	-	-	-	-	0.61 U
4-Nitrophenol	mg/kg	-	-	-	-	-	4 U
N-Nitrosodi-n-propylamine	mg/kg	-	-	-	-	-	0.61 U
N-Nitrosodiphenylamine	mg/kg	-	-	-	-	-	0.61 U
N-Nitrosodimethylamine	mg/kg	-	-	-	-	-	-
2,2'-Oxybis(1-chloropropane)	mg/kg	-	-	-	-	-	1.2 U
Pentachlorophenol	mg/kg	-	-	-	-	-	1.8 U
Phenanthrene	mg/kg	-	-	-	0.38 U	75 U	0.11
Phenol	mg/kg	-	-	-	-	-	0.61 U
Pyrene	mg/kg	-	-	-	0.38 U	75 U	0.2
1,2,4-Trichlorobenzene	mg/kg	-	-	-	-	-	-
2,4,5-Trichlorophenol	mg/kg	-	-	-	-	-	1.8 U
2,4,6-Trichlorophenol	mg/kg	-	-	-	-	-	1.8 U

APPENDIX G.1

SOIL QUALITY DATA
RFI REPORT
FORMER MANUAL TRANSMISSIONS OF MUNCIE FACILITY
MUNCIE, INDIANA

AOI		*AOI 27*	*AOI 27*	*AOI 27*	*AOI 28*	*AOI 28*	*AOI 28*
Sample Location		*BH71-11*	*BH72-11*	*BH71-11*	*MW-38(CRA)*	*SB-13(CRA)*	*BH76-11*
Sample Identification		*S-017324-112811-TP-104*	*S-017324-112811-TP-106*	*S-017324-112811-TP-105*	*S-022502-19703-LB-023*	*S-022602-19703-LB-027*	*S-017324-120111-TP-189*
Sample Date		*11/28/2011*	*11/28/2011*	*11/28/2011*	*2/25/2002*	*2/26/2002*	*12/1/2011*
Sample Depth		*(1-2) ft BGS*	*(1-2) ft BGS*	*(4-6) ft BGS*	*(9-9.5) ft BGS*	*(6) ft BGS*	*(0-2) ft BGS*
Sample Type	*Units*						
Polychlorinated Biphenyls (PCBs)							
Aroclor-1016 (PCB-1016)	mg/kg	0.036 U	0.035 U	0.19 U	0.38 U	0.38 U	0.04 U
Aroclor-1221 (PCB-1221)	mg/kg	0.036 U	0.035 U	0.19 U	0.38 U	0.38 U	0.04 U
Aroclor-1232 (PCB-1232)	mg/kg	0.036 U	0.035 U	0.19 U	0.38 U	0.38 U	0.04 U
Aroclor-1242 (PCB-1242)	mg/kg	0.036 U	0.035 U	0.19 U	0.38 U	0.38 U	0.04 U
Aroclor-1248 (PCB-1248)	mg/kg	0.036 U	0.28	0.66	0.38 U	0.38 U	0.04 U
Aroclor-1254 (PCB-1254)	mg/kg	0.036 U	0.035 U	0.19 U	0.38 U	0.38 U	0.04 U
Aroclor-1260 (PCB-1260)	mg/kg	0.036 U	0.035 U	0.19 U	0.38 U	0.38 U	0.04 U
Total PCBs	mg/kg	ND	0.28	0.66	0.38 U	0.38 U	ND
Total Petroleum Hydrocarbons (TPH)							
Total Petroleum Hydrocarbons - Diesel	mg/kg	-	-	-	-	-	-
Total Petroleum Hydrocarbons - Gas	mg/kg	-	-	-	-	-	-
Total Petroleum Hydrocarbons - Oil	mg/kg	-	-	-	-	-	-
Total Petroleum Hydrocarbons	mg/kg	-	-	-	-	-	-
Total Petroleum Hydrocarbons - Purgeable (GRO)	mg/kg	-	-	-	-	-	-
Total Petroleum Hydrocarbons (C10-C20)	mg/kg	-	-	-	-	-	-
Total Petroleum Hydrocarbons (C20-C34)	mg/kg	-	-	-	-	-	-
Total Petroleum Hydrocarbons (C6-C10) GRO	mg/kg	-	-	-	-	-	-
Metals							
Aluminum	mg/kg	3000	2400	1300	-	-	9600
Antimony	mg/kg	0.66 J	0.94 U	0.96 U	-	-	1.2
Arsenic	mg/kg	**6.7**[a]	5.5	4.8	1.64	1.47	**9.4**[a]
Barium	mg/kg	31	17 J	8.0 J	40.7 J	57.9	110
Beryllium	mg/kg	0.12 J	0.083 J	0.060 J	-	-	0.47 J
Cadmium	mg/kg	0.15 J	0.12 J	0.090 J	0.0579 U	0.0667 J	0.58
Calcium	mg/kg	43000	41000	44000	-	-	36000
Chromium	mg/kg	5.9	5.8	4.2	31.2	42	16
Chromium VI (hexavalent)	mg/kg	-	-	-	-	-	-
Cobalt	mg/kg	3.9 J	3.1 J	2.2 J	-	-	**8.5**[a]
Copper	mg/kg	12	19	8.3	-	-	250
Iron	mg/kg	**9800**[a]	**8000**[a]	4600	-	-	**23000**[a]
Lead	mg/kg	5.5	8.0	8.1	6.46 J	10.5	61
Magnesium	mg/kg	31000	32000	55000	-	-	16000
Manganese	mg/kg	340	260	150	-	-	**440**[a]
Mercury	mg/kg	0.083 U	0.098 U	0.027 J	0.116 U	0.114 U	0.61
Nickel	mg/kg	13	10	7.2	-	-	31
Potassium	mg/kg	460 J	390 J	380 J	-	-	1300
Selenium	mg/kg	0.48 U	0.47 U	0.48 U	0.231 U	0.228 UJ	0.51 U
Silver	mg/kg	0.48 U	0.47 U	0.48 U	0.0579 U	-	0.51 U
Sodium	mg/kg	83 J	130 J	110 J	-	-	73 J
Thallium	mg/kg	1.3	0.86 J	0.54 J	-	-	0.84 J
Vanadium	mg/kg	10	8.4	6.2	-	-	28
Zinc	mg/kg	42	33	22	-	-	110

APPENDIX G.1

SOIL QUALITY DATA
RFI REPORT
FORMER MANUAL TRANSMISSIONS OF MUNCIE FACILITY
MUNCIE, INDIANA

AOI		***AOI 27***	***AOI 27***	***AOI 27***	***AOI 28***	***AOI 28***	***AOI 28***
Sample Location		***BH71-11***	***BH72-11***	***BH71-11***	***MW-38(CRA)***	***SB-13(CRA)***	***BH76-11***
Sample Identification		***S-017324-112811-TP-104***	***S-017324-112811-TP-106***	***S-017324-112811-TP-105***	***S-022502-19703-LB-023***	***S-022602-19703-LB-027***	***S-017324-120111-TP-189***
Sample Date		***11/28/2011***	***11/28/2011***	***11/28/2011***	***2/25/2002***	***2/26/2002***	***12/1/2011***
Sample Depth		***(1-2) ft BGS***	***(1-2) ft BGS***	***(4-6) ft BGS***	***(9-9.5) ft BGS***	***(6) ft BGS***	***(0-2) ft BGS***
Sample Type	***Units***						
General Chemistry							
Carbonate (as CaCO3)	mg/kg	-	-	-	-	-	-
Chloride	mg/kg	-	-	-	-	-	-
Chloride	s.u.	-	-	-	-	-	-
Cyanide (total)	mg/kg	-	-	-	-	-	-
N-Hexane extractable material	mg/kg	-	-	-	-	-	-
Percent moisture	%	-	-	-	13.6	12.4	-
pH	s.u.	-	-	-	-	-	-
Saturated aliphatic hydrocarbons	mg/kg	-	-	-	-	-	-
Sulfate	mg/kg	-	-	-	-	-	-
Total solids	%	-	-	-	-	-	-

Notes
mg/kg - Milligrams per kilogram
"-" - No value
U - Not detected at the associated reporting limit
J - Estimated concentration
UJ - Not detected; associated reporting limit is estimated
R - Rejected
s.u. - Standard units
nc - No criteria
ND - Non Detect (calculation)
BOLD[abc] Concentration exceeds associated screening level
IDEM Appendix A: Screening Levels Remedation Closure Guide - March 25, 2014
a - Exceeds IDEM residential migration to ground water screening levels
b - Exceeds IDEM commercial/industrial direct contact screening levels
c - Exceeds IDEM excavation direct contact screening levels

APPENDIX G.1

SOIL QUALITY DATA
RFI REPORT
FORMER MANUAL TRANSMISSIONS OF MUNCIE FACILITY
MUNCIE, INDIANA

AOI		*AOI 28*	*AOI 28*	*AOI 28*	*AOI 28*	*AOI 28*	*AOI 28*
Sample Location		*BH77-11*	*BH74-11*	*BH75-11*	*BH74-11*	*BH75-11*	*BH73-11*
Sample Identification		*S-017324-120111-TP-190*	*S-017324-120211-TP-200*	*S-017324-120211-TP-204*	*S-017324-120211-TP-201*	*S-017324-120211-TP-205*	*S-017324-120211-TP-202*
Sample Date		*12/1/2011*	*12/2/2011*	*12/2/2011*	*12/2/2011*	*12/2/2011*	*12/2/2011*
Sample Depth		*(0-2) ft BGS*	*(1-3) ft BGS*	*(4-6) ft BGS*	*(11-13) ft BGS*	*(12-14) ft BGS*	*(14-16) ft BGS*
Sample Type	*Units*						
Volatile Organic Compounds (VOCs)							
Acetone	mg/kg	0.01 U	0.012 U	0.026 U	0.013 U	0.0086 U	0.01 U
Benzene	mg/kg	0.0025 U	0.003 U	0.0025 U	0.00013 J	0.0017 U	0.0017 U
Benzyl alcohol	mg/kg	-	-	-	-	-	-
Bromodichloromethane	mg/kg	0.0025 U	0.003 U	0.0025 U	0.002 U	0.0017 U	0.0017 U
Bromoform	mg/kg	0.0025 U	0.003 U	0.0025 U	0.002 U	0.0017 U	0.0017 U
Bromomethane (Methyl bromide)	mg/kg	0.0025 U	0.003 U	0.0025 U	0.002 U	0.0017 U	0.0017 U
2-Butanone (Methyl ethyl ketone) (MEK)	mg/kg	0.01 U	0.012 U	0.0057 J	0.0019 J	0.0014 J	0.0016 J
Carbon disulfide	mg/kg	0.0025 U	0.003 U	0.00053 J	0.00038 J	0.0017 U	0.00034 J
Carbon tetrachloride	mg/kg	0.0025 U	0.003 U	0.0025 U	0.002 U	0.0017 U	0.0017 U
4-Chloroaniline	mg/kg	-	-	-	-	-	-
Chlorobenzene	mg/kg	0.0025 U	0.003 U	0.0025 U	0.002 U	0.0017 U	0.0017 U
Chloroethane	mg/kg	0.0025 U	0.003 U	0.0025 U	0.014	0.0017 U	0.0017 U
2-Chloroethyl vinyl ether	mg/kg	-	-	-	-	-	-
Chloroform (Trichloromethane)	mg/kg	0.0025 U	0.003 U	0.0025 U	0.002 U	0.0017 U	0.0017 U
Chloromethane (Methyl chloride)	mg/kg	0.0025 U	0.003 U	0.0025 U	0.002 U	0.0017 U	0.0017 U
Cyclohexane	mg/kg	0.0051 U	0.0059 U	0.005 U	0.0041 U	0.00016 J	0.00014 J
Dibenzofuran	mg/kg	-	-	-	-	-	-
1,2-Dibromo-3-chloropropane (DBCP)	mg/kg	0.0051 U	0.0059 U	0.005 U	0.0041 U	0.0033 U	0.0033 U
Dibromochloromethane	mg/kg	0.0025 U	0.003 U	0.0025 U	0.002 U	0.0017 U	0.0017 U
1,2-Dibromoethane (Ethylene dibromide)	mg/kg	0.0025 U	0.003 U	0.0025 U	0.002 U	0.0017 U	0.0017 U
1,2-Dichlorobenzene	mg/kg	0.0025 U	0.003 U	0.0025 U	0.002 U	0.0017 U	0.0017 U
1,3-Dichlorobenzene	mg/kg	0.0025 U	0.003 U	0.0025 U	0.002 U	0.0017 U	0.0017 U
1,4-Dichlorobenzene	mg/kg	0.0025 U	0.003 U	0.0025 U	0.002 U	0.0017 U	0.0017 U
Dichlorodifluoromethane (CFC-12)	mg/kg	0.0025 U	0.003 U	0.0025 U	0.002 U	0.0017 U	0.0017 U
Dichloroethane	mg/kg	-	-	-	-	-	-
1,1-Dichloroethane	mg/kg	0.0025 U	0.0022 J	0.0025 U	0.048	0.0017 U	0.0017 U
1,2-Dichloroethane	mg/kg	0.00038 J	0.00025 J	0.00023 J	0.00035 J	0.00019 J	0.00013 J
Dichloroethene	mg/kg	-	-	-	-	-	-
1,2-Dichloroethene (total)	mg/kg	-	-	-	-	-	-
1,1-Dichloroethene	mg/kg	0.0025 U	0.003 U	0.0025 U	0.00099 J	0.0017 U	0.0017 U
cis-1,2-Dichloroethene	mg/kg	0.0025 U	0.003 U	0.0025 U	0.0028	0.0017 U	0.0017 U
trans-1,2-Dichloroethene	mg/kg	0.0025 U	0.003 U	0.0025 U	0.0003 J	0.0017 U	0.0017 U
1,2-Dichloropropane	mg/kg	0.0025 U	0.003 U	0.0025 U	0.002 U	0.0017 U	0.0017 U
cis-1,3-Dichloropropene	mg/kg	0.0025 U	0.003 U	0.0025 U	0.002 U	0.0017 U	0.0017 U
trans-1,3-Dichloropropene	mg/kg	0.0025 U	0.003 U	0.0025 U	0.002 U	0.0017 U	0.0017 U
Ethylbenzene	mg/kg	0.0025 U	0.003 U	0.0025 U	0.002 U	0.00026 J	0.0017 U
2-Hexanone	mg/kg	0.01 U	0.012 U	0.01 U	0.0082 U	0.0067 U	0.0067 U
Isopropyl benzene	mg/kg	0.0025 U	0.003 U	0.0025 U	0.002 U	0.000083 J	0.000073 J
Methyl acetate	mg/kg	0.0051 U	0.0018 J	0.005 U	0.0041 U	0.0033 U	0.0033 U
Methyl cyclohexane	mg/kg	0.0051 U	0.0059 U	0.005 U	0.0041 U	0.00036 J	0.00038 J
Methyl tert butyl ether (MTBE)	mg/kg	0.01 U	0.012 U	0.01 U	0.0082 U	0.0067 U	0.0067 U
4-Methyl-2-pentanone (MIBK)	mg/kg	0.01 U	0.012 U	0.01 U	0.0082 U	0.0067 U	0.0067 U
Methylene chloride	mg/kg	0.0025 U	0.003 U	0.0025 U	0.002 U	0.0017 U	0.0017 U
Styrene	mg/kg	0.0025 U	0.003 U	0.0025 U	0.002 U	0.0017 U	0.0017 U
1,1,2,2-Tetrachloroethane	mg/kg	0.0025 U	0.003 U	0.0025 U	0.002 U	0.0017 U	0.0017 U
Tetrachloroethene	mg/kg	0.0025 U	0.0019 J	0.0025 U	0.00079 J	0.0017 U	0.0017 U

APPENDIX G.1

SOIL QUALITY DATA
RFI REPORT
FORMER MANUAL TRANSMISSIONS OF MUNCIE FACILITY
MUNCIE, INDIANA

AOI		*AOI 28*	*AOI 28*	*AOI 28*	*AOI 28*	*AOI 28*	*AOI 28*
Sample Location		*BH77-11*	*BH74-11*	*BH75-11*	*BH74-11*	*BH75-11*	*BH73-11*
Sample Identification		*S-017324-120111-TP-190*	*S-017324-120211-TP-200*	*S-017324-120211-TP-204*	*S-017324-120211-TP-201*	*S-017324-120211-TP-205*	*S-017324-120211-TP-202*
Sample Date		*12/1/2011*	*12/2/2011*	*12/2/2011*	*12/2/2011*	*12/2/2011*	*12/2/2011*
Sample Depth		*(0-2) ft BGS*	*(1-3) ft BGS*	*(4-6) ft BGS*	*(11-13) ft BGS*	*(12-14) ft BGS*	*(14-16) ft BGS*
Sample Type	*Units*						
VOCs (Continued)							
Toluene	mg/kg	0.00034 J	0.00063 J	0.00047 J	0.00034 J	0.0004 J	0.00028 J
1,2,4-Trichlorobenzene	mg/kg	0.0025 U	0.003 U	0.0025 U	0.002 U	0.0017 U	0.0017 U
Trichloroethane	mg/kg	-	-	-	-	-	-
1,1,1-Trichloroethane	mg/kg	0.0025 U	0.0016 J	0.0025 U	0.002 U	0.0017 U	0.0017 U
1,1,2-Trichloroethane	mg/kg	0.0025 U	0.003 U	0.0025 U	0.002 U	0.0017 U	0.0017 U
Trichloroethene	mg/kg	0.0025 U	0.003 U	0.0025 U	0.0014 J	0.0017 U	0.0017 U
Trichlorofluoromethane (CFC-11)	mg/kg	0.0025 U	0.003 U	0.0025 U	0.002 U	0.0017 U	0.0017 U
Trifluorotrichloroethane (Freon 113)	mg/kg	0.0025 U	0.003 U	0.0025 U	0.002 U	0.0017 U	0.0017 U
Vinyl acetate	mg/kg	-	-	-	-	-	-
Vinyl chloride	mg/kg	0.0025 U	0.003 U	0.0025 U	0.0048	0.0017 U	0.0017 U
Xylenes (total)	mg/kg	0.0051 U	0.0059 U	0.005 U	0.0041 U	0.00098 J	0.0033 U
Semi-Volatile Organic Compounds (SVOCs)							
Acenaphthene	mg/kg	0.02 U	0.029	0.0091 U	0.0077 U	0.15 U	0.039 U
Acenaphthylene	mg/kg	0.02 U	0.025	0.0091 U	0.0077 U	0.15 U	0.039 U
Acetophenone	mg/kg	0.3 U	0.043 J	0.14 U	0.11 U	2.2 U	0.58 U
Anthracene	mg/kg	0.028	0.075	0.0091 U	0.0077 U	0.15 U	0.039 U
Atrazine	mg/kg	0.6 U	0.24 U	0.27 U	0.23 U	4.5 U	1.2 U
Benzaldehyde	mg/kg	0.3 U	0.12 U	0.14 U	0.11 U	2.2 U	0.58 U
Benzo(a)anthracene	mg/kg	0.11	0.41	0.0091 U	0.0077 U	0.15 U	0.039 U
Benzo(a)pyrene	mg/kg	0.1	0.32	0.0091 U	0.0077 U	0.15 U	0.039 U
Benzo(b)fluoranthene	mg/kg	0.2	0.5 J	0.0091 U	0.0077 U	0.15 U	0.039 U
Benzo(g,h,i)perylene	mg/kg	0.2	0.23	0.0091 U	0.0077 U	0.15 U	0.039 U
Benzo(k)fluoranthene	mg/kg	0.07	0.22	0.0091 U	0.0077 U	0.15 U	0.039 U
Benzoic acid	mg/kg	-	-	-	-	-	-
Biphenyl (1,1-Biphenyl)	mg/kg	0.15 U	0.05 J	0.068 U	0.057 U	1.1 U	0.29 U
4-Bromophenyl phenyl ether	mg/kg	0.15 U	0.06 U	0.068 U	0.057 U	1.1 U	0.29 U
Butyl benzylphthalate (BBP)	mg/kg	0.15 U	0.06 U	0.068 U	0.057 U	1.1 U	0.29 U
Caprolactam	mg/kg	0.99 U	0.4 U	0.45 U	0.38 U	7.4 U	1.9 U
Carbazole	mg/kg	0.15 U	0.091	0.068 U	0.057 U	1.1 U	0.29 U
4-Chloro-3-methylphenol	mg/kg	0.45 U	0.18 U	0.2 U	0.17 U	3.3 U	0.87 U
4-Chloroaniline	mg/kg	0.45 U	R	0.2 U	0.17 U	3.3 U	0.87 U
bis(2-Chloroethoxy)methane	mg/kg	0.3 U	0.12 U	0.14 U	0.11 U	2.2 U	0.58 U
bis(2-Chloroethyl)ether	mg/kg	0.3 U	0.12 U	0.14 U	0.11 U	2.2 U	0.58 U
2-Chloronaphthalene	mg/kg	0.15 U	0.06 U	0.068 U	0.057 U	1.1 U	0.29 U
2-Chlorophenol	mg/kg	0.15 U	0.06 U	0.068 U	0.057 U	1.1 U	0.29 U
4-Chlorophenyl phenyl ether	mg/kg	0.15 U	0.06 U	0.068 U	0.057 U	1.1 U	0.29 U
Chrysene	mg/kg	0.12	0.49	0.0091 U	0.0077 U	0.15 U	0.17
Dibenz(a,h)anthracene	mg/kg	0.033	0.074	0.0091 U	0.0077 U	0.15 U	0.039 U
Dibenzofuran	mg/kg	0.018 J	0.11 J	0.0098 J	0.057 U	1.1 U	0.29 U
1,2-Dichlorobenzene	mg/kg	-	-	-	-	-	-
1,3-Dichlorobenzene	mg/kg	-	-	-	-	-	-
1,4-Dichlorobenzene	mg/kg	-	-	-	-	-	-
3,3'-Dichlorobenzidine	mg/kg	0.3 UJ	R	0.14 U	0.11 U	2.2 U	0.58 U
2,4-Dichlorophenol	mg/kg	0.45 U	0.18 U	0.2 U	0.17 U	3.3 U	0.87 U
Diethyl phthalate	mg/kg	0.15 U	0.06 U	0.068 U	0.057 U	1.1 U	0.29 U

APPENDIX G.1

SOIL QUALITY DATA
RFI REPORT
FORMER MANUAL TRANSMISSIONS OF MUNCIE FACILITY
MUNCIE, INDIANA

AOI		*AOI 28*	*AOI 28*	*AOI 28*	*AOI 28*	*AOI 28*	*AOI 28*
Sample Location		*BH77-11*	*BH74-11*	*BH75-11*	*BH74-11*	*BH75-11*	*BH73-11*
Sample Identification		*S-017324-120111-TP-190*	*S-017324-120211-TP-200*	*S-017324-120211-TP-204*	*S-017324-120211-TP-201*	*S-017324-120211-TP-205*	*S-017324-120211-TP-202*
Sample Date		*12/1/2011*	*12/2/2011*	*12/2/2011*	*12/2/2011*	*12/2/2011*	*12/2/2011*
Sample Depth		*(0-2) ft BGS*	*(1-3) ft BGS*	*(4-6) ft BGS*	*(11-13) ft BGS*	*(12-14) ft BGS*	*(14-16) ft BGS*
Sample Type	*Units*						
SVOCs (Continued)							
Dimethyl phthalate	mg/kg	0.15 U	0.06 U	0.068 U	0.057 U	1.1 U	0.29 U
2,4-Dimethylphenol	mg/kg	0.45 U	0.18 U	0.2 U	0.17 U	3.3 U	0.87 U
Di-n-butylphthalate (DBP)	mg/kg	0.15 U	0.06 U	0.068 U	0.057 U	1.1 U	0.29 U
4,6-Dinitro-2-methylphenol	mg/kg	0.45 U	R	0.2 U	0.17 U	3.3 U	0.87 U
2,4-Dinitrophenol	mg/kg	0.99 U	R	0.45 U	0.38 U	7.4 U	1.9 U
2,4-Dinitrotoluene	mg/kg	0.6 U	0.24 U	0.27 U	0.23 U	4.5 U	1.2 U
2,6-Dinitrotoluene	mg/kg	0.6 U	0.24 U	0.27 U	0.23 U	4.5 U	1.2 U
Di-n-octyl phthalate (DnOP)	mg/kg	0.15 U	0.06 U	0.068 U	0.057 U	1.1 U	0.29 U
bis(2-Ethylhexyl)phthalate (DEHP)	mg/kg	0.15 U	0.06 U	0.031 J	0.04 J	1.1 U	0.29 U
Fluoranthene	mg/kg	0.15	0.87 J	0.0091 U	0.0077 U	0.15 U	0.039 U
Fluorene	mg/kg	0.02 U	0.038	0.0092	0.0077 U	0.15 U	0.052
Hexachlorobenzene	mg/kg	0.02 U	0.008 U	0.0091 U	0.0077 U	0.15 U	0.039 U
Hexachlorobutadiene	mg/kg	0.15 U	0.06 U	0.068 U	0.057 U	1.1 U	0.29 U
Hexachlorocyclopentadiene	mg/kg	0.99 U	R	0.45 U	0.38 U	7.4 U	1.9 U
Hexachloroethane	mg/kg	0.15 U	0.06 U	0.068 U	0.057 U	1.1 U	0.29 U
Indeno(1,2,3-cd)pyrene	mg/kg	0.15	0.19	0.0091 U	0.0077 U	0.15 U	0.039 U
Isophorone	mg/kg	0.15 U	0.06 U	0.068 U	0.057 U	1.1 U	0.29 U
2-Methylnaphthalene	mg/kg	0.022	0.34 J	0.0091 U	0.0077 U	0.15 U	0.039 U
2-Methylphenol	mg/kg	0.6 U	0.24 U	0.27 U	0.23 U	4.5 U	1.2 U
3&4-Methylphenol	mg/kg	1.2 U	0.48 U	0.54 U	0.46 U	8.9 U	2.3 U
4-Methylphenol	mg/kg	-	-	-	-	-	-
Naphthalene	mg/kg	0.013 J	**0.18 J**[a]	0.016	0.0077 U	0.15 U	0.039 U
2-Nitroaniline	mg/kg	0.6 U	0.24 U	0.27 U	0.23 U	4.5 U	1.2 U
3-Nitroaniline	mg/kg	0.6 U	0.24 U	0.27 U	0.23 U	4.5 U	1.2 U
4-Nitroaniline	mg/kg	0.6 U	0.24 U	0.27 U	0.23 U	4.5 U	1.2 U
Nitrobenzene	mg/kg	0.3 U	0.12 U	0.14 U	0.11 U	2.2 U	0.58 U
2-Nitrophenol	mg/kg	0.15 U	0.06 U	0.068 U	0.057 U	1.1 U	0.29 U
4-Nitrophenol	mg/kg	0.99 U	R	0.45 U	0.38 U	7.4 U	1.9 U
N-Nitrosodi-n-propylamine	mg/kg	0.15 U	0.06 U	0.068 U	0.057 U	1.1 U	0.29 U
N-Nitrosodiphenylamine	mg/kg	0.15 U	0.06 U	0.068 U	0.057 U	1.1 U	0.29 U
N-Nitrosodimethylamine	mg/kg	-	-	-	-	-	-
2,2'-Oxybis(1-chloropropane)	mg/kg	0.3 U	0.12 U	0.14 U	0.11 U	2.2 U	0.58 U
Pentachlorophenol	mg/kg	0.45 U	0.18 U	0.2 U	0.17 U	3.3 U	0.87 U
Phenanthrene	mg/kg	0.18	0.78	0.0091 U	0.0077 U	0.2	0.08
Phenol	mg/kg	0.15 U	0.06 U	0.068 U	0.057 U	1.1 U	0.29 U
Pyrene	mg/kg	0.14	0.64 J	0.0091 U	0.011	0.15 U	0.08
1,2,4-Trichlorobenzene	mg/kg	-	-	-	-	-	-
2,4,5-Trichlorophenol	mg/kg	0.45 U	0.18 U	0.2 U	0.17 U	3.3 U	0.87 U
2,4,6-Trichlorophenol	mg/kg	0.45 U	0.18 U	0.2 U	0.17 U	3.3 U	0.87 U

APPENDIX G.1

SOIL QUALITY DATA
RFI REPORT
FORMER MANUAL TRANSMISSIONS OF MUNCIE FACILITY
MUNCIE, INDIANA

AOI		*AOI 28*	*AOI 28*	*AOI 28*	*AOI 28*	*AOI 28*	*AOI 28*
Sample Location		*BH77-11*	*BH74-11*	*BH75-11*	*BH74-11*	*BH75-11*	*BH73-11*
Sample Identification		*S-017324-120111-TP-190*	*S-017324-120211-TP-200*	*S-017324-120211-TP-204*	*S-017324-120211-TP-201*	*S-017324-120211-TP-205*	*S-017324-120211-TP-202*
Sample Date		*12/1/2011*	*12/2/2011*	*12/2/2011*	*12/2/2011*	*12/2/2011*	*12/2/2011*
Sample Depth		*(0-2) ft BGS*	*(1-3) ft BGS*	*(4-6) ft BGS*	*(11-13) ft BGS*	*(12-14) ft BGS*	*(14-16) ft BGS*
Sample Type	*Units*						
Polychlorinated Biphenyls (PCBs)							
Aroclor-1016 (PCB-1016)	mg/kg	0.04 U	0.039 U	0.045 U	0.038 U	0.037 U	0.038 U
Aroclor-1221 (PCB-1221)	mg/kg	0.04 U	0.039 U	0.045 U	0.038 U	0.037 U	0.038 U
Aroclor-1232 (PCB-1232)	mg/kg	0.04 U	0.039 U	0.045 U	0.038 U	0.037 U	0.038 U
Aroclor-1242 (PCB-1242)	mg/kg	0.04 U	0.039 U	0.045 U	0.038 U	0.037 U	0.038 U
Aroclor-1248 (PCB-1248)	mg/kg	0.04 U	0.039 U	0.045 U	0.038 U	0.037 U	0.038 U
Aroclor-1254 (PCB-1254)	mg/kg	0.04 U	0.039 U	0.045 U	0.038 U	0.037 U	0.038 U
Aroclor-1260 (PCB-1260)	mg/kg	0.04 U	0.039 U	0.045 U	0.038 U	0.037 U	0.038 U
Total PCBs	mg/kg	ND	ND	ND	ND	ND	ND
Total Petroleum Hydrocarbons (TPH)							
Total Petroleum Hydrocarbons - Diesel	mg/kg	-	-	-	-	-	-
Total Petroleum Hydrocarbons - Gas	mg/kg	-	-	-	-	-	-
Total Petroleum Hydrocarbons - Oil	mg/kg	-	-	-	-	-	-
Total Petroleum Hydrocarbons	mg/kg	-	-	-	-	-	-
Total Petroleum Hydrocarbons - Purgeable (GRO)	mg/kg	-	-	-	-	-	-
Total Petroleum Hydrocarbons (C10-C20)	mg/kg	-	-	-	-	-	-
Total Petroleum Hydrocarbons (C20-C34)	mg/kg	-	-	-	-	-	-
Total Petroleum Hydrocarbons (C6-C10) GRO	mg/kg	-	-	-	-	-	-
Metals							
Aluminum	mg/kg	7000	7100	20000	5100	5600	8000
Antimony	mg/kg	0.67 J	2.3	0.46 J	0.30 J	0.55 J	0.61 J
Arsenic	mg/kg	**9.0**[a]	**12**[a]	**8.0**[a]	5.9	5.0	**7.5**[a]
Barium	mg/kg	84	1300	160	30	51	56
Beryllium	mg/kg	0.50	0.60	0.80	0.19 J	0.19 J	0.31 J
Cadmium	mg/kg	0.34	0.59	0.084 J	0.26	0.25	0.24
Calcium	mg/kg	82000	42000	2600	31000	38000	37000
Chromium	mg/kg	12	15	23	8.3	9.1	13
Chromium VI (hexavalent)	mg/kg	-	-	-	-	-	-
Cobalt	mg/kg	**8.3**[a]	**7.9**[a]	**9.0**[a]	**4.6**[a]	**4.4**[a]	**6.6**[a]
Copper	mg/kg	17	43	22	11	72	17
Iron	mg/kg	**17000**[a]	**22000**[a]	**28000**[a]	**11000**[a]	**12000**[a]	**16000**[a]
Lead	mg/kg	20	**920**[ab]	16	5.7	7.4	8.3
Magnesium	mg/kg	37000	24000	4200	30000	38000	38000
Manganese	mg/kg	**550**[a]	410	250	250	260	290
Mercury	mg/kg	0.044 J	0.15	0.057 J	0.071 U	0.066 U	0.024 J
Nickel	mg/kg	20	20	19	13	15	20
Potassium	mg/kg	890	870	1100	950	1200	1300
Selenium	mg/kg	0.44 U	0.52 U	0.45 U	0.34 U	0.43 U	0.43 U
Silver	mg/kg	0.44 U	0.52 U	0.45 U	0.34 U	0.43 U	0.43 U
Sodium	mg/kg	370 J	250 J	710	300 J	240 J	150 J
Thallium	mg/kg	1.5	1.1	0.66 J	0.73	0.85	0.95
Vanadium	mg/kg	21	21	39	13	15	20
Zinc	mg/kg	56	130	78	36	41	52

APPENDIX G.1

SOIL QUALITY DATA
RFI REPORT
FORMER MANUAL TRANSMISSIONS OF MUNCIE FACILITY
MUNCIE, INDIANA

AOI		***AOI 28***	***AOI 28***	***AOI 28***	***AOI 28***	***AOI 28***	***AOI 28***
Sample Location		***BH77-11***	***BH74-11***	***BH75-11***	***BH74-11***	***BH75-11***	***BH73-11***
Sample Identification		***S-017324-120111-TP-190***	***S-017324-120211-TP-200***	***S-017324-120211-TP-204***	***S-017324-120211-TP-201***	***S-017324-120211-TP-205***	***S-017324-120211-TP-202***
Sample Date		***12/1/2011***	***12/2/2011***	***12/2/2011***	***12/2/2011***	***12/2/2011***	***12/2/2011***
Sample Depth		***(0-2) ft BGS***	***(1-3) ft BGS***	***(4-6) ft BGS***	***(11-13) ft BGS***	***(12-14) ft BGS***	***(14-16) ft BGS***
Sample Type	***Units***						
General Chemistry							
Carbonate (as CaCO3)	mg/kg	-	-	-	-	-	-
Chloride	mg/kg	-	-	-	-	-	-
Chloride	s.u.	-	-	-	-	-	-
Cyanide (total)	mg/kg	-	-	-	-	-	-
N-Hexane extractable material	mg/kg	-	-	-	-	-	-
Percent moisture	%	-	-	-	-	-	-
pH	s.u.	-	-	-	-	-	-
Saturated aliphatic hydrocarbons	mg/kg	-	-	-	-	-	-
Sulfate	mg/kg	-	-	-	-	-	-
Total solids	%	-	-	-	-	-	-

Notes
mg/kg - Milligrams per kilogram
"-" - No value
U - Not detected at the associated reporting limit
J - Estimated concentration
UJ - Not detected; associated reporting limit is estimated
R - Rejected
s.u. - Standard units
nc - No criteria
ND - Non Detect (calculation)
BOLD[abc] Concentration exceeds associated screening level
IDEM Appendix A: Screening Levels Remedation Closure Guide - March 25, 2014
a - Exceeds IDEM residential migration to ground water screening levels
b - Exceeds IDEM commercial/industrial direct contact screening levels
c - Exceeds IDEM excavation direct contact screening levels

APPENDIX G.1

SOIL QUALITY DATA
RFI REPORT
FORMER MANUAL TRANSMISSIONS OF MUNCIE FACILITY
MUNCIE, INDIANA

AOI		*AOI 28*	*AOI 28*	*AOI 28*	*AOI 29*	*AOI 29*	*AOI 29*
Sample Location		*BH73-11*	*BH42-13*	*BH43-13*	*BH80-11*	*BH81-11*	*BH79-11*
Sample Identification		*S-017324-120211-TP-203*	*S-021513-SM-103*	*S-021513-SM-100*	*S-017324-120111-TP-183*	*S-017324-120111-TP-179*	*S-017324-120111-TP-181*
Sample Date		*12/2/2011*	*2/15/2013*	*2/15/2013*	*12/1/2011*	*12/1/2011*	*12/1/2011*
Sample Depth		*(18-20) ft BGS*	*(0-2.5) ft BGS*	*(0-2.5) ft BGS*	*(3-5) ft BGS*	*(3-5) ft BGS*	*(4-6) ft BGS*
Sample Type	*Units*						
Volatile Organic Compounds (VOCs)							
Acetone	mg/kg	0.0083 U	-	-	-	-	-
Benzene	mg/kg	0.0019 U	-	-	-	-	-
Benzyl alcohol	mg/kg	-	-	-	-	-	-
Bromodichloromethane	mg/kg	0.0019 U	-	-	-	-	-
Bromoform	mg/kg	0.0019 U	-	-	-	-	-
Bromomethane (Methyl bromide)	mg/kg	0.0019 U	-	-	-	-	-
2-Butanone (Methyl ethyl ketone) (MEK)	mg/kg	0.0011 J	-	-	-	-	-
Carbon disulfide	mg/kg	0.00036 J	-	-	-	-	-
Carbon tetrachloride	mg/kg	0.0019 U	-	-	-	-	-
4-Chloroaniline	mg/kg	-	-	-	-	-	-
Chlorobenzene	mg/kg	0.0019 U	-	-	-	-	-
Chloroethane	mg/kg	0.0019 U	-	-	-	-	-
2-Chloroethyl vinyl ether	mg/kg	-	-	-	-	-	-
Chloroform (Trichloromethane)	mg/kg	0.0019 U	-	-	-	-	-
Chloromethane (Methyl chloride)	mg/kg	0.0019 U	-	-	-	-	-
Cyclohexane	mg/kg	0.0038 U	-	-	-	-	-
Dibenzofuran	mg/kg	-	-	-	-	-	-
1,2-Dibromo-3-chloropropane (DBCP)	mg/kg	0.0038 U	-	-	-	-	-
Dibromochloromethane	mg/kg	0.0019 U	-	-	-	-	-
1,2-Dibromoethane (Ethylene dibromide)	mg/kg	0.0019 U	-	-	-	-	-
1,2-Dichlorobenzene	mg/kg	0.0019 U	-	-	-	-	-
1,3-Dichlorobenzene	mg/kg	0.0019 U	-	-	-	-	-
1,4-Dichlorobenzene	mg/kg	0.0019 U	-	-	-	-	-
Dichlorodifluoromethane (CFC-12)	mg/kg	0.0019 U	-	-	-	-	-
Dichloroethane	mg/kg	-	-	-	-	-	-
1,1-Dichloroethane	mg/kg	0.0019 U	-	-	-	-	-
1,2-Dichloroethane	mg/kg	0.00018 J	-	-	-	-	-
Dichloroethene	mg/kg	-	-	-	-	-	-
1,2-Dichloroethene (total)	mg/kg	-	-	-	-	-	-
1,1-Dichloroethene	mg/kg	0.0019 U	-	-	-	-	-
cis-1,2-Dichloroethene	mg/kg	0.0019 U	-	-	-	-	-
trans-1,2-Dichloroethene	mg/kg	0.0019 U	-	-	-	-	-
1,2-Dichloropropane	mg/kg	0.0019 U	-	-	-	-	-
cis-1,3-Dichloropropene	mg/kg	0.0019 U	-	-	-	-	-
trans-1,3-Dichloropropene	mg/kg	0.0019 U	-	-	-	-	-
Ethylbenzene	mg/kg	0.0019 U	-	-	-	-	-
2-Hexanone	mg/kg	0.0076 U	-	-	-	-	-
Isopropyl benzene	mg/kg	0.0019 U	-	-	-	-	-
Methyl acetate	mg/kg	0.0038 U	-	-	-	-	-
Methyl cyclohexane	mg/kg	0.00014 J	-	-	-	-	-
Methyl tert butyl ether (MTBE)	mg/kg	0.0076 U	-	-	-	-	-
4-Methyl-2-pentanone (MIBK)	mg/kg	0.0076 U	-	-	-	-	-
Methylene chloride	mg/kg	0.0019 U	-	-	-	-	-
Styrene	mg/kg	0.0019 U	-	-	-	-	-
1,1,2,2-Tetrachloroethane	mg/kg	0.0019 U	-	-	-	-	-
Tetrachloroethene	mg/kg	0.0019 U	-	-	-	-	-

APPENDIX G.1

SOIL QUALITY DATA
RFI REPORT
FORMER MANUAL TRANSMISSIONS OF MUNCIE FACILITY
MUNCIE, INDIANA

AOI		*AOI 28*	*AOI 28*	*AOI 28*	*AOI 29*	*AOI 29*	*AOI 29*
Sample Location		*BH73-11*	*BH42-13*	*BH43-13*	*BH80-11*	*BH81-11*	*BH79-11*
Sample Identification		*S-017324-120211-TP-203*	*S-021513-SM-103*	*S-021513-SM-100*	*S-017324-120111-TP-183*	*S-017324-120111-TP-179*	*S-017324-120111-TP-181*
Sample Date		*12/2/2011*	*2/15/2013*	*2/15/2013*	*12/1/2011*	*12/1/2011*	*12/1/2011*
Sample Depth		*(18-20) ft BGS*	*(0-2.5) ft BGS*	*(0-2.5) ft BGS*	*(3-5) ft BGS*	*(3-5) ft BGS*	*(4-6) ft BGS*
Sample Type	*Units*						
VOCs (Continued)							
Toluene	mg/kg	0.00032 J	-	-	-	-	-
1,2,4-Trichlorobenzene	mg/kg	0.0019 U	-	-	-	-	-
Trichloroethane	mg/kg	-	-	-	-	-	-
1,1,1-Trichloroethane	mg/kg	0.0019 U	-	-	-	-	-
1,1,2-Trichloroethane	mg/kg	0.0019 U	-	-	-	-	-
Trichloroethene	mg/kg	0.0019 U	-	-	-	-	-
Trichlorofluoromethane (CFC-11)	mg/kg	0.0019 U	-	-	-	-	-
Trifluorotrichloroethane (Freon 113)	mg/kg	0.0019 U	-	-	-	-	-
Vinyl acetate	mg/kg	-	-	-	-	-	-
Vinyl chloride	mg/kg	0.0019 U	-	-	-	-	-
Xylenes (total)	mg/kg	0.0038 U	-	-	-	-	-
Semi-Volatile Organic Compounds (SVOCs)							
Acenaphthene	mg/kg	0.077 U	-	-	-	-	-
Acenaphthylene	mg/kg	0.077 U	-	-	-	-	-
Acetophenone	mg/kg	1.2 U	-	-	-	-	-
Anthracene	mg/kg	0.077 U	-	-	-	-	-
Atrazine	mg/kg	2.3 U	-	-	-	-	-
Benzaldehyde	mg/kg	1.2 U	-	-	-	-	-
Benzo(a)anthracene	mg/kg	0.077 U	-	-	-	-	-
Benzo(a)pyrene	mg/kg	0.077 U	-	-	-	-	-
Benzo(b)fluoranthene	mg/kg	0.077 U	-	-	-	-	-
Benzo(g,h,i)perylene	mg/kg	0.077 U	-	-	-	-	-
Benzo(k)fluoranthene	mg/kg	0.077 U	-	-	-	-	-
Benzoic acid	mg/kg	-	-	-	-	-	-
Biphenyl (1,1-Biphenyl)	mg/kg	0.58 U	-	-	-	-	-
4-Bromophenyl phenyl ether	mg/kg	0.58 U	-	-	-	-	-
Butyl benzylphthalate (BBP)	mg/kg	0.58 U	-	-	-	-	-
Caprolactam	mg/kg	3.8 U	-	-	-	-	-
Carbazole	mg/kg	0.58 U	-	-	-	-	-
4-Chloro-3-methylphenol	mg/kg	1.7 U	-	-	-	-	-
4-Chloroaniline	mg/kg	1.7 U	-	-	-	-	-
bis(2-Chloroethoxy)methane	mg/kg	1.2 U	-	-	-	-	-
bis(2-Chloroethyl)ether	mg/kg	1.2 U	-	-	-	-	-
2-Chloronaphthalene	mg/kg	0.58 U	-	-	-	-	-
2-Chlorophenol	mg/kg	0.58 U	-	-	-	-	-
4-Chlorophenyl phenyl ether	mg/kg	0.58 U	-	-	-	-	-
Chrysene	mg/kg	0.077 U	-	-	-	-	-
Dibenz(a,h)anthracene	mg/kg	0.077 U	-	-	-	-	-
Dibenzofuran	mg/kg	0.58 U	-	-	-	-	-
1,2-Dichlorobenzene	mg/kg	-	-	-	-	-	-
1,3-Dichlorobenzene	mg/kg	-	-	-	-	-	-
1,4-Dichlorobenzene	mg/kg	-	-	-	-	-	-
3,3'-Dichlorobenzidine	mg/kg	1.2 U	-	-	-	-	-
2,4-Dichlorophenol	mg/kg	1.7 U	-	-	-	-	-
Diethyl phthalate	mg/kg	0.58 U	-	-	-	-	-

APPENDIX G.1

SOIL QUALITY DATA
RFI REPORT
FORMER MANUAL TRANSMISSIONS OF MUNCIE FACILITY
MUNCIE, INDIANA

AOI		*AOI 28*	*AOI 28*	*AOI 28*	*AOI 29*	*AOI 29*	*AOI 29*
Sample Location		*BH73-11*	*BH42-13*	*BH43-13*	*BH80-11*	*BH81-11*	*BH79-11*
Sample Identification		*S-017324-120211-TP-203*	*S-021513-SM-103*	*S-021513-SM-100*	*S-017324-120111-TP-183*	*S-017324-120111-TP-179*	*S-017324-120111-TP-181*
Sample Date		*12/2/2011*	*2/15/2013*	*2/15/2013*	*12/1/2011*	*12/1/2011*	*12/1/2011*
Sample Depth		*(18-20) ft BGS*	*(0-2.5) ft BGS*	*(0-2.5) ft BGS*	*(3-5) ft BGS*	*(3-5) ft BGS*	*(4-6) ft BGS*
Sample Type	*Units*						
SVOCs (Continued)							
Dimethyl phthalate	mg/kg	0.58 U	-	-	-	-	-
2,4-Dimethylphenol	mg/kg	1.7 U	-	-	-	-	-
Di-n-butylphthalate (DBP)	mg/kg	0.58 U	-	-	-	-	-
4,6-Dinitro-2-methylphenol	mg/kg	1.7 U	-	-	-	-	-
2,4-Dinitrophenol	mg/kg	3.8 U	-	-	-	-	-
2,4-Dinitrotoluene	mg/kg	2.3 U	-	-	-	-	-
2,6-Dinitrotoluene	mg/kg	2.3 U	-	-	-	-	-
Di-n-octyl phthalate (DnOP)	mg/kg	0.58 U	-	-	-	-	-
bis(2-Ethylhexyl)phthalate (DEHP)	mg/kg	0.58 U	-	-	-	-	-
Fluoranthene	mg/kg	0.077 U	-	-	-	-	-
Fluorene	mg/kg	0.077 U	-	-	-	-	-
Hexachlorobenzene	mg/kg	0.077 U	-	-	-	-	-
Hexachlorobutadiene	mg/kg	0.58 U	-	-	-	-	-
Hexachlorocyclopentadiene	mg/kg	3.8 U	-	-	-	-	-
Hexachloroethane	mg/kg	0.58 U	-	-	-	-	-
Indeno(1,2,3-cd)pyrene	mg/kg	0.077 U	-	-	-	-	-
Isophorone	mg/kg	0.58 U	-	-	-	-	-
2-Methylnaphthalene	mg/kg	0.077 U	-	-	-	-	-
2-Methylphenol	mg/kg	2.3 U	-	-	-	-	-
3&4-Methylphenol	mg/kg	4.6 U	-	-	-	-	-
4-Methylphenol	mg/kg	-	-	-	-	-	-
Naphthalene	mg/kg	0.077 U	-	-	-	-	-
2-Nitroaniline	mg/kg	2.3 U	-	-	-	-	-
3-Nitroaniline	mg/kg	2.3 U	-	-	-	-	-
4-Nitroaniline	mg/kg	2.3 U	-	-	-	-	-
Nitrobenzene	mg/kg	1.2 U	-	-	-	-	-
2-Nitrophenol	mg/kg	0.58 U	-	-	-	-	-
4-Nitrophenol	mg/kg	3.8 U	-	-	-	-	-
N-Nitrosodi-n-propylamine	mg/kg	0.58 U	-	-	-	-	-
N-Nitrosodiphenylamine	mg/kg	0.58 U	-	-	-	-	-
N-Nitrosodimethylamine	mg/kg	-	-	-	-	-	-
2,2'-Oxybis(1-chloropropane)	mg/kg	1.2 U	-	-	-	-	-
Pentachlorophenol	mg/kg	1.7 U	-	-	-	-	-
Phenanthrene	mg/kg	0.16	-	-	-	-	-
Phenol	mg/kg	0.58 U	-	-	-	-	-
Pyrene	mg/kg	0.089	-	-	-	-	-
1,2,4-Trichlorobenzene	mg/kg	-	-	-	-	-	-
2,4,5-Trichlorophenol	mg/kg	1.7 U	-	-	-	-	-
2,4,6-Trichlorophenol	mg/kg	1.7 U	-	-	-	-	-

APPENDIX G.1

SOIL QUALITY DATA
RFI REPORT
FORMER MANUAL TRANSMISSIONS OF MUNCIE FACILITY
MUNCIE, INDIANA

AOI		*AOI 28*	*AOI 28*	*AOI 28*	*AOI 29*	*AOI 29*	*AOI 29*
Sample Location		*BH73-11*	*BH42-13*	*BH43-13*	*BH80-11*	*BH81-11*	*BH79-11*
Sample Identification		*S-017324-120211-TP-203*	*S-021513-SM-103*	*S-021513-SM-100*	*S-017324-120111-TP-183*	*S-017324-120111-TP-179*	*S-017324-120111-TP-181*
Sample Date		*12/2/2011*	*2/15/2013*	*2/15/2013*	*12/1/2011*	*12/1/2011*	*12/1/2011*
Sample Depth		*(18-20) ft BGS*	*(0-2.5) ft BGS*	*(0-2.5) ft BGS*	*(3-5) ft BGS*	*(3-5) ft BGS*	*(4-6) ft BGS*
Sample Type	*Units*						
Polychlorinated Biphenyls (PCBs)							
Aroclor-1016 (PCB-1016)	mg/kg	0.038 U	-	-	0.037 U	0.042 U	0.044 U
Aroclor-1221 (PCB-1221)	mg/kg	0.038 U	-	-	0.037 U	0.042 U	0.044 U
Aroclor-1232 (PCB-1232)	mg/kg	0.038 U	-	-	0.037 U	0.042 U	0.044 U
Aroclor-1242 (PCB-1242)	mg/kg	0.038 U	-	-	0.037 U	0.038 J	0.044 U
Aroclor-1248 (PCB-1248)	mg/kg	0.038 U	-	-	0.037 U	0.042 U	0.044 U
Aroclor-1254 (PCB-1254)	mg/kg	0.038 U	-	-	0.037 U	0.2	0.044 U
Aroclor-1260 (PCB-1260)	mg/kg	0.038 U	-	-	0.037 U	0.042 U	0.044 U
Total PCBs	mg/kg	ND	-	-	ND	0.238 J	ND
Total Petroleum Hydrocarbons (TPH)							
Total Petroleum Hydrocarbons - Diesel	mg/kg	-	-	-	-	-	-
Total Petroleum Hydrocarbons - Gas	mg/kg	-	-	-	-	-	-
Total Petroleum Hydrocarbons - Oil	mg/kg	-	-	-	-	-	-
Total Petroleum Hydrocarbons	mg/kg	-	-	-	-	-	-
Total Petroleum Hydrocarbons - Purgeable (GRO)	mg/kg	-	-	-	-	-	-
Total Petroleum Hydrocarbons (C10-C20)	mg/kg	-	-	-	-	-	-
Total Petroleum Hydrocarbons (C20-C34)	mg/kg	-	-	-	-	-	-
Total Petroleum Hydrocarbons (C6-C10) GRO	mg/kg	-	-	-	-	-	-
Metals							
Aluminum	mg/kg	7500	-	-	4100	12000	8200
Antimony	mg/kg	0.74 J	-	-	0.41 J	1.1	1.0 J
Arsenic	mg/kg	**6.2**[a]	-	-	5.6	**9.2**[a]	**9.7**[a]
Barium	mg/kg	51	-	-	33	100	79
Beryllium	mg/kg	0.28 J	-	-	0.14 J	0.61	0.68
Cadmium	mg/kg	0.17 J	-	-	0.38	0.39	1.8
Calcium	mg/kg	40000	-	-	44000	28000	11000
Chromium	mg/kg	11	-	-	6.8	15	14
Chromium VI (hexavalent)	mg/kg	-	-	-	-	-	-
Cobalt	mg/kg	**6.7**[a]	-	-	**4.7 J**[a]	**8.1**[a]	**12**[a]
Copper	mg/kg	15	-	-	11	19	64
Iron	mg/kg	**16000**[a]	-	-	**11000**[a]	**21000**[a]	**21000**[a]
Lead	mg/kg	7.8	12	45	6.0	14	65
Magnesium	mg/kg	38000	-	-	41000	12000	3800
Manganese	mg/kg	340	-	-	220	**460**[a]	**650**[a]
Mercury	mg/kg	0.012 J	-	-	0.020 J	0.24	1.2
Nickel	mg/kg	17	-	-	12	20	25
Potassium	mg/kg	1600	-	-	850	980	920
Selenium	mg/kg	0.45 U	-	-	0.48 U	0.55 U	0.62 U
Silver	mg/kg	0.45 U	-	-	0.48 U	0.55 U	0.62 U
Sodium	mg/kg	180 J	-	-	200 J	550 U	170 J
Thallium	mg/kg	1.3	-	-	0.61 J	1.1	1.2
Vanadium	mg/kg	17	-	-	12	30	33
Zinc	mg/kg	42	-	-	45	98	330

APPENDIX G.1

SOIL QUALITY DATA
RFI REPORT
FORMER MANUAL TRANSMISSIONS OF MUNCIE FACILITY
MUNCIE, INDIANA

AOI		*AOI 28*	*AOI 28*	*AOI 28*	*AOI 29*	*AOI 29*	*AOI 29*
Sample Location		*BH73-11*	*BH42-13*	*BH43-13*	*BH80-11*	*BH81-11*	*BH79-11*
Sample Identification		*S-017324-120211-TP-203*	*S-021513-SM-103*	*S-021513-SM-100*	*S-017324-120111-TP-183*	*S-017324-120111-TP-179*	*S-017324-120111-TP-181*
Sample Date		*12/2/2011*	*2/15/2013*	*2/15/2013*	*12/1/2011*	*12/1/2011*	*12/1/2011*
Sample Depth		*(18-20) ft BGS*	*(0-2.5) ft BGS*	*(0-2.5) ft BGS*	*(3-5) ft BGS*	*(3-5) ft BGS*	*(4-6) ft BGS*
Sample Type	*Units*						
General Chemistry							
Carbonate (as CaCO3)	mg/kg	-	-	-	-	-	-
Chloride	mg/kg	-	-	-	-	-	-
Chloride	s.u.	-	-	-	-	-	-
Cyanide (total)	mg/kg	-	-	-	-	-	-
N-Hexane extractable material	mg/kg	-	-	-	-	-	-
Percent moisture	%	-	-	-	-	-	-
pH	s.u.	-	-	-	-	-	-
Saturated aliphatic hydrocarbons	mg/kg	-	-	-	-	-	-
Sulfate	mg/kg	-	-	-	-	-	-
Total solids	%	-	-	-	-	-	-

Notes
mg/kg - Milligrams per kilogram
"-" - No value
U - Not detected at the associated reporting limit
J - Estimated concentration
UJ - Not detected; associated reporting limit is estimated
R - Rejected
s.u. - Standard units
nc - No criteria
ND - Non Detect (calculation)
BOLD[abc] Concentration exceeds associated screening level
IDEM Appendix A: Screening Levels Remedation Closure Guide - March 25, 2014
a - Exceeds IDEM residential migration to ground water screening levels
b - Exceeds IDEM commercial/industrial direct contact screening levels
c - Exceeds IDEM excavation direct contact screening levels

APPENDIX G.1

SOIL QUALITY DATA
RFI REPORT
FORMER MANUAL TRANSMISSIONS OF MUNCIE FACILITY
MUNCIE, INDIANA

AOI		*AOI 29*	*AOI 29*	*AOI 29*	*AOI 29*	*AOI 29*	*AOI 30*
Sample Location		*BH78-11*	*BH80-11*	*BH79-11*	*BH81-11*	*BH78-11*	*SB-12(CRA)*
Sample Identification		*S-017324-120111-TP-187*	*S-017324-120111-TP-184*	*S-017324-120111-TP-182*	*S-017324-120111-TP-180*	*S-017324-120111-TP-188*	*S-022502-19703-LB-025*
Sample Date		*12/1/2011*	*12/1/2011*	*12/1/2011*	*12/1/2011*	*12/1/2011*	*2/25/2002*
Sample Depth		*(5-7) ft BGS*	*(7-9) ft BGS*	*(8-10) ft BGS*	*(9-10) ft BGS*	*(11-13) ft BGS*	*(13) ft BGS*
Sample Type	*Units*						
Volatile Organic Compounds (VOCs)							
Acetone	mg/kg	-	-	-	-	-	0.018 U
Benzene	mg/kg	-	-	-	-	-	0.0012 U
Benzyl alcohol	mg/kg	-	-	-	-	-	-
Bromodichloromethane	mg/kg	-	-	-	-	-	0.0024 U
Bromoform	mg/kg	-	-	-	-	-	0.0024 U
Bromomethane (Methyl bromide)	mg/kg	-	-	-	-	-	0.0059 U
2-Butanone (Methyl ethyl ketone) (MEK)	mg/kg	-	-	-	-	-	0.018 U
Carbon disulfide	mg/kg	-	-	-	-	-	0.0059 U
Carbon tetrachloride	mg/kg	-	-	-	-	-	0.0012 U
4-Chloroaniline	mg/kg	-	-	-	-	-	-
Chlorobenzene	mg/kg	-	-	-	-	-	0.0012 U
Chloroethane	mg/kg	-	-	-	-	-	0.0059 U
2-Chloroethyl vinyl ether	mg/kg	-	-	-	-	-	-
Chloroform (Trichloromethane)	mg/kg	-	-	-	-	-	0.0012 U
Chloromethane (Methyl chloride)	mg/kg	-	-	-	-	-	0.0059 U
Cyclohexane	mg/kg	-	-	-	-	-	0.028 U
Dibenzofuran	mg/kg	-	-	-	-	-	-
1,2-Dibromo-3-chloropropane (DBCP)	mg/kg	-	-	-	-	-	0.0059 U
Dibromochloromethane	mg/kg	-	-	-	-	-	0.0012 U
1,2-Dibromoethane (Ethylene dibromide)	mg/kg	-	-	-	-	-	0.0059 U
1,2-Dichlorobenzene	mg/kg	-	-	-	-	-	0.0024 U
1,3-Dichlorobenzene	mg/kg	-	-	-	-	-	0.0024 U
1,4-Dichlorobenzene	mg/kg	-	-	-	-	-	0.0024 U
Dichlorodifluoromethane (CFC-12)	mg/kg	-	-	-	-	-	0.0024 U
Dichloroethane	mg/kg	-	-	-	-	-	-
1,1-Dichloroethane	mg/kg	-	-	-	-	-	0.0035
1,2-Dichloroethane	mg/kg	-	-	-	-	-	0.0012 U
Dichloroethene	mg/kg	-	-	-	-	-	-
1,2-Dichloroethene (total)	mg/kg	-	-	-	-	-	-
1,1-Dichloroethene	mg/kg	-	-	-	-	-	0.0012 U
cis-1,2-Dichloroethene	mg/kg	-	-	-	-	-	0.0012 U
trans-1,2-Dichloroethene	mg/kg	-	-	-	-	-	0.0012 U
1,2-Dichloropropane	mg/kg	-	-	-	-	-	0.0012 U
cis-1,3-Dichloropropene	mg/kg	-	-	-	-	-	0.0012 U
trans-1,3-Dichloropropene	mg/kg	-	-	-	-	-	0.0012 U
Ethylbenzene	mg/kg	-	-	-	-	-	0.0012 U
2-Hexanone	mg/kg	-	-	-	-	-	0.059 U
Isopropyl benzene	mg/kg	-	-	-	-	-	0.0059 U
Methyl acetate	mg/kg	-	-	-	-	-	0.028 U
Methyl cyclohexane	mg/kg	-	-	-	-	-	0.012 U
Methyl tert butyl ether (MTBE)	mg/kg	-	-	-	-	-	0.0059 U
4-Methyl-2-pentanone (MIBK)	mg/kg	-	-	-	-	-	0.059 U
Methylene chloride	mg/kg	-	-	-	-	-	0.0059 U
Styrene	mg/kg	-	-	-	-	-	0.0012 U
1,1,2,2-Tetrachloroethane	mg/kg	-	-	-	-	-	0.0024 U
Tetrachloroethene	mg/kg	-	-	-	-	-	0.0012 U

APPENDIX G.1

SOIL QUALITY DATA
RFI REPORT
FORMER MANUAL TRANSMISSIONS OF MUNCIE FACILITY
MUNCIE, INDIANA

AOI		*AOI 29*	*AOI 29*	*AOI 29*	*AOI 29*	*AOI 29*	*AOI 30*
Sample Location		*BH78-11*	*BH80-11*	*BH79-11*	*BH81-11*	*BH78-11*	*SB-12(CRA)*
Sample Identification		*S-017324-120111-TP-187*	*S-017324-120111-TP-184*	*S-017324-120111-TP-182*	*S-017324-120111-TP-180*	*S-017324-120111-TP-188*	*S-022502-19703-LB-025*
Sample Date		*12/1/2011*	*12/1/2011*	*12/1/2011*	*12/1/2011*	*12/1/2011*	*2/25/2002*
Sample Depth		*(5-7) ft BGS*	*(7-9) ft BGS*	*(8-10) ft BGS*	*(9-10) ft BGS*	*(11-13) ft BGS*	*(13) ft BGS*
Sample Type	*Units*						
VOCs (Continued)							
Toluene	mg/kg	-	-	-	-	-	0.0024 U
1,2,4-Trichlorobenzene	mg/kg	-	-	-	-	-	0.0059 U
Trichloroethane	mg/kg	-	-	-	-	-	-
1,1,1-Trichloroethane	mg/kg	-	-	-	-	-	0.0012 U
1,1,2-Trichloroethane	mg/kg	-	-	-	-	-	0.0012 U
Trichloroethene	mg/kg	-	-	-	-	-	0.0012 U
Trichlorofluoromethane (CFC-11)	mg/kg	-	-	-	-	-	0.0024 U
Trifluorotrichloroethane (Freon 113)	mg/kg	-	-	-	-	-	0.0059 U
Vinyl acetate	mg/kg	-	-	-	-	-	-
Vinyl chloride	mg/kg	-	-	-	-	-	0.0024 U
Xylenes (total)	mg/kg	-	-	-	-	-	0.0035 U
Semi-Volatile Organic Compounds (SVOCs)							
Acenaphthene	mg/kg	-	-	-	-	-	0.39 U
Acenaphthylene	mg/kg	-	-	-	-	-	0.39 U
Acetophenone	mg/kg	-	-	-	-	-	-
Anthracene	mg/kg	-	-	-	-	-	0.39 U
Atrazine	mg/kg	-	-	-	-	-	-
Benzaldehyde	mg/kg	-	-	-	-	-	-
Benzo(a)anthracene	mg/kg	-	-	-	-	-	0.39 U
Benzo(a)pyrene	mg/kg	-	-	-	-	-	0.39 U
Benzo(b)fluoranthene	mg/kg	-	-	-	-	-	0.39 U
Benzo(g,h,i)perylene	mg/kg	-	-	-	-	-	0.39 U
Benzo(k)fluoranthene	mg/kg	-	-	-	-	-	0.39 U
Benzoic acid	mg/kg	-	-	-	-	-	-
Biphenyl (1,1-Biphenyl)	mg/kg	-	-	-	-	-	-
4-Bromophenyl phenyl ether	mg/kg	-	-	-	-	-	-
Butyl benzylphthalate (BBP)	mg/kg	-	-	-	-	-	-
Caprolactam	mg/kg	-	-	-	-	-	-
Carbazole	mg/kg	-	-	-	-	-	-
4-Chloro-3-methylphenol	mg/kg	-	-	-	-	-	-
4-Chloroaniline	mg/kg	-	-	-	-	-	-
bis(2-Chloroethoxy)methane	mg/kg	-	-	-	-	-	-
bis(2-Chloroethyl)ether	mg/kg	-	-	-	-	-	-
2-Chloronaphthalene	mg/kg	-	-	-	-	-	-
2-Chlorophenol	mg/kg	-	-	-	-	-	-
4-Chlorophenyl phenyl ether	mg/kg	-	-	-	-	-	-
Chrysene	mg/kg	-	-	-	-	-	0.39 U
Dibenz(a,h)anthracene	mg/kg	-	-	-	-	-	0.39 U
Dibenzofuran	mg/kg	-	-	-	-	-	-
1,2-Dichlorobenzene	mg/kg	-	-	-	-	-	-
1,3-Dichlorobenzene	mg/kg	-	-	-	-	-	-
1,4-Dichlorobenzene	mg/kg	-	-	-	-	-	-
3,3'-Dichlorobenzidine	mg/kg	-	-	-	-	-	-
2,4-Dichlorophenol	mg/kg	-	-	-	-	-	-
Diethyl phthalate	mg/kg	-	-	-	-	-	-

APPENDIX G.1

SOIL QUALITY DATA
RFI REPORT
FORMER MANUAL TRANSMISSIONS OF MUNCIE FACILITY
MUNCIE, INDIANA

AOI		*AOI 29*	*AOI 29*	*AOI 29*	*AOI 29*	*AOI 29*	*AOI 30*
Sample Location		*BH78-11*	*BH80-11*	*BH79-11*	*BH81-11*	*BH78-11*	*SB-12(CRA)*
Sample Identification		*S-017324-120111-TP-187*	*S-017324-120111-TP-184*	*S-017324-120111-TP-182*	*S-017324-120111-TP-180*	*S-017324-120111-TP-188*	*S-022502-19703-LB-025*
Sample Date		*12/1/2011*	*12/1/2011*	*12/1/2011*	*12/1/2011*	*12/1/2011*	*2/25/2002*
Sample Depth		*(5-7) ft BGS*	*(7-9) ft BGS*	*(8-10) ft BGS*	*(9-10) ft BGS*	*(11-13) ft BGS*	*(13) ft BGS*
Sample Type	*Units*						
SVOCs (Continued)							
Dimethyl phthalate	mg/kg	-	-	-	-	-	-
2,4-Dimethylphenol	mg/kg	-	-	-	-	-	-
Di-n-butylphthalate (DBP)	mg/kg	-	-	-	-	-	-
4,6-Dinitro-2-methylphenol	mg/kg	-	-	-	-	-	-
2,4-Dinitrophenol	mg/kg	-	-	-	-	-	-
2,4-Dinitrotoluene	mg/kg	-	-	-	-	-	-
2,6-Dinitrotoluene	mg/kg	-	-	-	-	-	-
Di-n-octyl phthalate (DnOP)	mg/kg	-	-	-	-	-	-
bis(2-Ethylhexyl)phthalate (DEHP)	mg/kg	-	-	-	-	-	-
Fluoranthene	mg/kg	-	-	-	-	-	0.39 U
Fluorene	mg/kg	-	-	-	-	-	0.39 U
Hexachlorobenzene	mg/kg	-	-	-	-	-	-
Hexachlorobutadiene	mg/kg	-	-	-	-	-	-
Hexachlorocyclopentadiene	mg/kg	-	-	-	-	-	-
Hexachloroethane	mg/kg	-	-	-	-	-	-
Indeno(1,2,3-cd)pyrene	mg/kg	-	-	-	-	-	0.39 U
Isophorone	mg/kg	-	-	-	-	-	-
2-Methylnaphthalene	mg/kg	-	-	-	-	-	0.39 U
2-Methylphenol	mg/kg	-	-	-	-	-	-
3&4-Methylphenol	mg/kg	-	-	-	-	-	-
4-Methylphenol	mg/kg	-	-	-	-	-	-
Naphthalene	mg/kg	-	-	-	-	-	0.39 U
2-Nitroaniline	mg/kg	-	-	-	-	-	-
3-Nitroaniline	mg/kg	-	-	-	-	-	-
4-Nitroaniline	mg/kg	-	-	-	-	-	-
Nitrobenzene	mg/kg	-	-	-	-	-	-
2-Nitrophenol	mg/kg	-	-	-	-	-	-
4-Nitrophenol	mg/kg	-	-	-	-	-	-
N-Nitrosodi-n-propylamine	mg/kg	-	-	-	-	-	-
N-Nitrosodiphenylamine	mg/kg	-	-	-	-	-	-
N-Nitrosodimethylamine	mg/kg	-	-	-	-	-	-
2,2'-Oxybis(1-chloropropane)	mg/kg	-	-	-	-	-	-
Pentachlorophenol	mg/kg	-	-	-	-	-	-
Phenanthrene	mg/kg	-	-	-	-	-	0.39 U
Phenol	mg/kg	-	-	-	-	-	-
Pyrene	mg/kg	-	-	-	-	-	0.39 U
1,2,4-Trichlorobenzene	mg/kg	-	-	-	-	-	-
2,4,5-Trichlorophenol	mg/kg	-	-	-	-	-	-
2,4,6-Trichlorophenol	mg/kg	-	-	-	-	-	-

APPENDIX G.1

SOIL QUALITY DATA
RFI REPORT
FORMER MANUAL TRANSMISSIONS OF MUNCIE FACILITY
MUNCIE, INDIANA

AOI		*AOI 29*	*AOI 29*	*AOI 29*	*AOI 29*	*AOI 29*	*AOI 30*
Sample Location		*BH78-11*	*BH80-11*	*BH79-11*	*BH81-11*	*BH78-11*	*SB-12(CRA)*
Sample Identification		*S-017324-120111-TP-187*	*S-017324-120111-TP-184*	*S-017324-120111-TP-182*	*S-017324-120111-TP-180*	*S-017324-120111-TP-188*	*S-022502-19703-LB-025*
Sample Date		*12/1/2011*	*12/1/2011*	*12/1/2011*	*12/1/2011*	*12/1/2011*	*2/25/2002*
Sample Depth		*(5-7) ft BGS*	*(7-9) ft BGS*	*(8-10) ft BGS*	*(9-10) ft BGS*	*(11-13) ft BGS*	*(13) ft BGS*
Sample Type	*Units*						
Polychlorinated Biphenyls (PCBs)							
Aroclor-1016 (PCB-1016)	mg/kg	0.037 U	0.037 U	0.04 U	0.037 U	0.036 U	0.39 U
Aroclor-1221 (PCB-1221)	mg/kg	0.037 U	0.037 U	0.04 U	0.037 U	0.036 U	0.39 U
Aroclor-1232 (PCB-1232)	mg/kg	0.037 U	0.037 U	0.04 U	0.037 U	0.036 U	0.39 U
Aroclor-1242 (PCB-1242)	mg/kg	0.037 U	0.037 U	0.04 U	0.037 U	0.036 U	0.39 U
Aroclor-1248 (PCB-1248)	mg/kg	0.037 U	0.037 U	0.04 U	0.037 U	0.036 U	0.39 U
Aroclor-1254 (PCB-1254)	mg/kg	0.037 U	0.037 U	0.04 U	0.037 U	0.036 U	0.39 U
Aroclor-1260 (PCB-1260)	mg/kg	0.037 U	0.037 U	0.04 U	0.037 U	0.036 U	0.39 U
Total PCBs	mg/kg	ND	ND	ND	ND	ND	0.39 U
Total Petroleum Hydrocarbons (TPH)							
Total Petroleum Hydrocarbons - Diesel	mg/kg	-	-	-	-	-	-
Total Petroleum Hydrocarbons - Gas	mg/kg	-	-	-	-	-	-
Total Petroleum Hydrocarbons - Oil	mg/kg	-	-	-	-	-	-
Total Petroleum Hydrocarbons	mg/kg	-	-	-	-	-	-
Total Petroleum Hydrocarbons - Purgeable (GRO)	mg/kg	-	-	-	-	-	-
Total Petroleum Hydrocarbons (C10-C20)	mg/kg	-	-	-	-	-	-
Total Petroleum Hydrocarbons (C20-C34)	mg/kg	-	-	-	-	-	-
Total Petroleum Hydrocarbons (C6-C10) GRO	mg/kg	-	-	-	-	-	-
Metals							
Aluminum	mg/kg	1500	6200	7900	3600	4400	-
Antimony	mg/kg	1.0 U	2.9	0.78 J	0.72 J	0.60 J	-
Arsenic	mg/kg	3.3	**21**[a]	5.1	3.0	3.4	1.51
Barium	mg/kg	13 J	52	69	35	18	438 J
Beryllium	mg/kg	0.51 U	0.25 J	0.25 J	0.094 J	0.23 J	-
Cadmium	mg/kg	0.17 J	0.18 J	0.23	0.16 J	0.11 J	0.059 U
Calcium	mg/kg	48000	42000	48000	48000	40000	-
Chromium	mg/kg	3.6	11	11	6.5	7.5	15.1
Chromium VI (hexavalent)	mg/kg	-	-	-	-	-	-
Cobalt	mg/kg	1.6 J	**8.4**[a]	**5.4**[a]	3.0 J	4.3	-
Copper	mg/kg	5.2	20	14	10	11	-
Iron	mg/kg	4800	**18000**[a]	**16000**[a]	**8800**[a]	**10000**[a]	-
Lead	mg/kg	4.0	37	9.2	5.2	5.1	4.98 J
Magnesium	mg/kg	52000	28000	33000	38000	67000	-
Manganese	mg/kg	190	310	310	230	180	-
Mercury	mg/kg	0.088	0.017 J	0.091 U	0.11 U	0.016 J	0.118 U
Nickel	mg/kg	4.9	26	16	8.9	13	-
Potassium	mg/kg	290 J	1200	1300	660	1100	-
Selenium	mg/kg	0.51 U	0.47 U	0.54 U	0.53 U	0.43 U	0.236 U
Silver	mg/kg	0.51 U	0.47 U	0.54 U	0.53 U	0.43 U	0.059 U
Sodium	mg/kg	120 J	140 J	150 J	120 J	150 J	-
Thallium	mg/kg	0.77 J	0.95	0.92 J	0.86 J	0.63 J	-
Vanadium	mg/kg	6.0	17	18	11	12	-
Zinc	mg/kg	18	44	43	33	24	-

APPENDIX G.1

SOIL QUALITY DATA
RFI REPORT
FORMER MANUAL TRANSMISSIONS OF MUNCIE FACILITY
MUNCIE, INDIANA

AOI		***AOI 29***	***AOI 29***	***AOI 29***	***AOI 29***	***AOI 29***	***AOI 30***
Sample Location		***BH78-11***	***BH80-11***	***BH79-11***	***BH81-11***	***BH78-11***	***SB-12(CRA)***
Sample Identification		***S-017324-120111-TP-187***	***S-017324-120111-TP-184***	***S-017324-120111-TP-182***	***S-017324-120111-TP-180***	***S-017324-120111-TP-188***	***S-022502-19703-LB-025***
Sample Date		***12/1/2011***	***12/1/2011***	***12/1/2011***	***12/1/2011***	***12/1/2011***	***2/25/2002***
Sample Depth		***(5-7) ft BGS***	***(7-9) ft BGS***	***(8-10) ft BGS***	***(9-10) ft BGS***	***(11-13) ft BGS***	***(13) ft BGS***
Sample Type	***Units***						
General Chemistry							
Carbonate (as CaCO3)	mg/kg	-	-	-	-	-	-
Chloride	mg/kg	-	-	-	-	-	-
Chloride	s.u.	-	-	-	-	-	-
Cyanide (total)	mg/kg	-	-	-	-	-	-
N-Hexane extractable material	mg/kg	-	-	-	-	-	-
Percent moisture	%	-	-	-	-	-	15.2
pH	s.u.	-	-	-	-	-	-
Saturated aliphatic hydrocarbons	mg/kg	-	-	-	-	-	-
Sulfate	mg/kg	-	-	-	-	-	-
Total solids	%	-	-	-	-	-	-

Notes

mg/kg - Milligrams per kilogram
"-" - No value
U - Not detected at the associated reporting limit
J - Estimated concentration
UJ - Not detected; associated reporting limit is estimated
R - Rejected
s.u. - Standard units
nc - No criteria
ND - Non Detect (calculation)
BOLD[abc] Concentration exceeds associated screening level
IDEM Appendix A: Screening Levels Remedation Closure Guide - March 25, 2014
a - Exceeds IDEM residential migration to ground water screening levels
b - Exceeds IDEM commercial/industrial direct contact screening levels
c - Exceeds IDEM excavation direct contact screening levels

APPENDIX G.1

SOIL QUALITY DATA
RFI REPORT
FORMER MANUAL TRANSMISSIONS OF MUNCIE FACILITY
MUNCIE, INDIANA

AOI		*AOI 30*	*AOI 30*	*AOI 31*	*AOI 31*	*AOI 31*	*AOI 31*	*AOI 31*	*AOI 31*
Sample Location		*BH82-11*	*BH82-11*	*HC-1*	*HC-2*	*HC-3*	*HC-4*	*J-1, J-2, K-1, K-2*	*L-1, M-1, N-1, O-1*
Sample Identification		*S-017324-112311-TP-083*	*S-017324-112311-TP-084*	*HC-1*	*HC-2*	*HC-3*	*HC-4*	*S-017324-111708-JP-002*	*S-017324-111708-JP-001*
Sample Date		*11/23/2011*	*11/23/2011*	*1/1/1988*	*1/1/1988*	*1/1/1988*	*1/1/1988*	*11/17/2008*	*11/17/2008*
Sample Depth		*(2-4) ft BGS*	*(4-6) ft BGS*	*(0-5) ft BGS*	*(0-5) ft BGS*	*(0-5) ft BGS*	*(0-5) ft BGS*	*(0-2) FT*	*(0-2) FT*
Sample Type	*Units*								
Volatile Organic Compounds (VOCs)									
Acetone	mg/kg	-	-	-	-	-	-	-	-
Benzene	mg/kg	-	-	-	-	-	-	-	-
Benzyl alcohol	mg/kg	-	-	-	-	-	-	-	-
Bromodichloromethane	mg/kg	-	-	-	-	-	-	-	-
Bromoform	mg/kg	-	-	-	-	-	-	-	-
Bromomethane (Methyl bromide)	mg/kg	-	-	-	-	-	-	-	-
2-Butanone (Methyl ethyl ketone) (MEK)	mg/kg	-	-	-	-	-	-	-	-
Carbon disulfide	mg/kg	-	-	-	-	-	-	-	-
Carbon tetrachloride	mg/kg	-	-	-	-	-	-	-	-
4-Chloroaniline	mg/kg	-	-	-	-	-	-	-	-
Chlorobenzene	mg/kg	-	-	-	-	-	-	-	-
Chloroethane	mg/kg	-	-	-	-	-	-	-	-
2-Chloroethyl vinyl ether	mg/kg	-	-	-	-	-	-	-	-
Chloroform (Trichloromethane)	mg/kg	-	-	-	-	-	-	-	-
Chloromethane (Methyl chloride)	mg/kg	-	-	-	-	-	-	-	-
Cyclohexane	mg/kg	-	-	-	-	-	-	-	-
Dibenzofuran	mg/kg	-	-	-	-	-	-	-	-
1,2-Dibromo-3-chloropropane (DBCP)	mg/kg	-	-	-	-	-	-	-	-
Dibromochloromethane	mg/kg	-	-	-	-	-	-	-	-
1,2-Dibromoethane (Ethylene dibromide)	mg/kg	-	-	-	-	-	-	-	-
1,2-Dichlorobenzene	mg/kg	-	-	-	-	-	-	-	-
1,3-Dichlorobenzene	mg/kg	-	-	-	-	-	-	-	-
1,4-Dichlorobenzene	mg/kg	-	-	-	-	-	-	-	-
Dichlorodifluoromethane (CFC-12)	mg/kg	-	-	-	-	-	-	-	-
Dichloroethane	mg/kg	-	-	-	-	-	-	-	-
1,1-Dichloroethane	mg/kg	-	-	-	-	-	-	-	-
1,2-Dichloroethane	mg/kg	-	-	-	-	-	-	-	-
Dichloroethene	mg/kg	-	-	-	-	-	-	-	-
1,2-Dichloroethene (total)	mg/kg	-	-	-	-	-	-	-	-
1,1-Dichloroethene	mg/kg	-	-	-	-	-	-	-	-
cis-1,2-Dichloroethene	mg/kg	-	-	-	-	-	-	-	-
trans-1,2-Dichloroethene	mg/kg	-	-	-	-	-	-	-	-
1,2-Dichloropropane	mg/kg	-	-	-	-	-	-	-	-
cis-1,3-Dichloropropene	mg/kg	-	-	-	-	-	-	-	-
trans-1,3-Dichloropropene	mg/kg	-	-	-	-	-	-	-	-
Ethylbenzene	mg/kg	-	-	-	-	-	-	-	-
2-Hexanone	mg/kg	-	-	-	-	-	-	-	-
Isopropyl benzene	mg/kg	-	-	-	-	-	-	-	-
Methyl acetate	mg/kg	-	-	-	-	-	-	-	-
Methyl cyclohexane	mg/kg	-	-	-	-	-	-	-	-
Methyl tert butyl ether (MTBE)	mg/kg	-	-	-	-	-	-	-	-
4-Methyl-2-pentanone (MIBK)	mg/kg	-	-	-	-	-	-	-	-
Methylene chloride	mg/kg	-	-	-	-	-	-	-	-
Styrene	mg/kg	-	-	-	-	-	-	-	-
1,1,2,2-Tetrachloroethane	mg/kg	-	-	-	-	-	-	-	-
Tetrachloroethene	mg/kg	-	-	-	-	-	-	-	-

APPENDIX G.1

SOIL QUALITY DATA
RFI REPORT
FORMER MANUAL TRANSMISSIONS OF MUNCIE FACILITY
MUNCIE, INDIANA

AOI		*AOI 30*	*AOI 30*	*AOI 31*	*AOI 31*	*AOI 31*	*AOI 31*	*AOI 31*	*AOI 31*
Sample Location		*BH82-11*	*BH82-11*	*HC-1*	*HC-2*	*HC-3*	*HC-4*	*J-1, J-2, K-1, K-2*	*L-1, M-1, N-1, O-1*
Sample Identification		*S-017324-112311-TP-083*	*S-017324-112311-TP-084*	*HC-1*	*HC-2*	*HC-3*	*HC-4*	*S-017324-111708-JP-002*	*S-017324-111708-JP-001*
Sample Date		*11/23/2011*	*11/23/2011*	*1/1/1988*	*1/1/1988*	*1/1/1988*	*1/1/1988*	*11/17/2008*	*11/17/2008*
Sample Depth		*(2-4) ft BGS*	*(4-6) ft BGS*	*(0-5) ft BGS*	*(0-5) ft BGS*	*(0-5) ft BGS*	*(0-5) ft BGS*	*(0-2) FT*	*(0-2) FT*
Sample Type	*Units*								
VOCs (Continued)									
Toluene	mg/kg	-	-	-	-	-	-	-	-
1,2,4-Trichlorobenzene	mg/kg	-	-	-	-	-	-	-	-
Trichloroethane	mg/kg	-	-	-	-	-	-	-	-
1,1,1-Trichloroethane	mg/kg	-	-	-	-	-	-	-	-
1,1,2-Trichloroethane	mg/kg	-	-	-	-	-	-	-	-
Trichloroethene	mg/kg	-	-	-	-	-	-	-	-
Trichlorofluoromethane (CFC-11)	mg/kg	-	-	-	-	-	-	-	-
Trifluorotrichloroethane (Freon 113)	mg/kg	-	-	-	-	-	-	-	-
Vinyl acetate	mg/kg	-	-	-	-	-	-	-	-
Vinyl chloride	mg/kg	-	-	-	-	-	-	-	-
Xylenes (total)	mg/kg	-	-	-	-	-	-	-	-
Semi-Volatile Organic Compounds (SVOCs)									
Acenaphthene	mg/kg	-	-	-	-	-	-	0.42 U	0.45 U
Acenaphthylene	mg/kg	-	-	-	-	-	-	0.42 U	0.45 U
Acetophenone	mg/kg	-	-	-	-	-	-	0.085 U	0.091 U
Anthracene	mg/kg	-	-	-	-	-	-	0.42 U	0.45 U
Atrazine	mg/kg	-	-	-	-	-	-	0.42 U	0.45 U
Benzaldehyde	mg/kg	-	-	-	-	-	-	0.42 U	0.45 U
Benzo(a)anthracene	mg/kg	-	-	-	-	-	-	0.42 U	0.45 U
Benzo(a)pyrene	mg/kg	-	-	-	-	-	-	0.42 U	0.45 U
Benzo(b)fluoranthene	mg/kg	-	-	-	-	-	-	0.42 U	0.45 U
Benzo(g,h,i)perylene	mg/kg	-	-	-	-	-	-	0.42 U	0.45 U
Benzo(k)fluoranthene	mg/kg	-	-	-	-	-	-	0.42 U	0.45 U
Benzoic acid	mg/kg	-	-	-	-	-	-	-	-
Biphenyl (1,1-Biphenyl)	mg/kg	-	-	-	-	-	-	0.42 U	0.45 U
4-Bromophenyl phenyl ether	mg/kg	-	-	-	-	-	-	0.42 U	0.45 U
Butyl benzylphthalate (BBP)	mg/kg	-	-	-	-	-	-	0.42 U	0.45 U
Caprolactam	mg/kg	-	-	-	-	-	-	0.42 U	0.45 U
Carbazole	mg/kg	-	-	-	-	-	-	0.42 U	0.45 U
4-Chloro-3-methylphenol	mg/kg	-	-	-	-	-	-	0.42 U	0.45 U
4-Chloroaniline	mg/kg	-	-	-	-	-	-	0.42 U	0.45 U
bis(2-Chloroethoxy)methane	mg/kg	-	-	-	-	-	-	0.42 U	0.45 U
bis(2-Chloroethyl)ether	mg/kg	-	-	-	-	-	-	0.42 U	0.45 U
2-Chloronaphthalene	mg/kg	-	-	-	-	-	-	0.42 U	0.45 U
2-Chlorophenol	mg/kg	-	-	-	-	-	-	0.42 U	0.45 U
4-Chlorophenyl phenyl ether	mg/kg	-	-	-	-	-	-	0.42 U	0.45 U
Chrysene	mg/kg	-	-	-	-	-	-	0.42 U	0.45 U
Dibenz(a,h)anthracene	mg/kg	-	-	-	-	-	-	0.42 U	0.45 U
Dibenzofuran	mg/kg	-	-	-	-	-	-	0.42 U	0.45 U
1,2-Dichlorobenzene	mg/kg	-	-	-	-	-	-	-	-
1,3-Dichlorobenzene	mg/kg	-	-	-	-	-	-	-	-
1,4-Dichlorobenzene	mg/kg	-	-	-	-	-	-	-	-
3,3'-Dichlorobenzidine	mg/kg	-	-	-	-	-	-	2 U	2.2 U
2,4-Dichlorophenol	mg/kg	-	-	-	-	-	-	0.42 U	0.45 U
Diethyl phthalate	mg/kg	-	-	-	-	-	-	0.42 U	0.45 U

APPENDIX G.1

SOIL QUALITY DATA
RFI REPORT
FORMER MANUAL TRANSMISSIONS OF MUNCIE FACILITY
MUNCIE, INDIANA

AOI		*AOI 30*	*AOI 30*	*AOI 31*	*AOI 31*	*AOI 31*	*AOI 31*	*AOI 31*	*AOI 31*
Sample Location		*BH82-11*	*BH82-11*	*HC-1*	*HC-2*	*HC-3*	*HC-4*	*J-1, J-2, K-1, K-2*	*L-1, M-1, N-1, O-1*
Sample Identification		*S-017324-112311-TP-083*	*S-017324-112311-TP-084*	*HC-1*	*HC-2*	*HC-3*	*HC-4*	*S-017324-111708-JP-002*	*S-017324-111708-JP-001*
Sample Date		*11/23/2011*	*11/23/2011*	*1/1/1988*	*1/1/1988*	*1/1/1988*	*1/1/1988*	*11/17/2008*	*11/17/2008*
Sample Depth		*(2-4) ft BGS*	*(4-6) ft BGS*	*(0-5) ft BGS*	*(0-5) ft BGS*	*(0-5) ft BGS*	*(0-5) ft BGS*	*(0-2) FT*	*(0-2) FT*
Sample Type	*Units*								
SVOCs (Continued)									
Dimethyl phthalate	mg/kg	-	-	-	-	-	-	0.42 U	0.45 U
2,4-Dimethylphenol	mg/kg	-	-	-	-	-	-	0.42 U	0.45 U
Di-n-butylphthalate (DBP)	mg/kg	-	-	-	-	-	-	0.42 U	0.45 U
4,6-Dinitro-2-methylphenol	mg/kg	-	-	-	-	-	-	2 U	2.2 U
2,4-Dinitrophenol	mg/kg	-	-	-	-	-	-	2 U	2.2 U
2,4-Dinitrotoluene	mg/kg	-	-	-	-	-	-	0.42 U	0.45 U
2,6-Dinitrotoluene	mg/kg	-	-	-	-	-	-	0.42 U	0.45 U
Di-n-octyl phthalate (DnOP)	mg/kg	-	-	-	-	-	-	0.42 U	0.45 U
bis(2-Ethylhexyl)phthalate (DEHP)	mg/kg	-	-	-	-	-	-	0.42 U	0.45 U
Fluoranthene	mg/kg	-	-	-	-	-	-	0.42 U	0.52
Fluorene	mg/kg	-	-	-	-	-	-	0.42 U	0.45 U
Hexachlorobenzene	mg/kg	-	-	-	-	-	-	0.42 U	0.45 U
Hexachlorobutadiene	mg/kg	-	-	-	-	-	-	0.42 U	0.45 U
Hexachlorocyclopentadiene	mg/kg	-	-	-	-	-	-	2 U	2.2 U
Hexachloroethane	mg/kg	-	-	-	-	-	-	0.42 U	0.45 U
Indeno(1,2,3-cd)pyrene	mg/kg	-	-	-	-	-	-	0.42 U	0.45 U
Isophorone	mg/kg	-	-	-	-	-	-	0.42 U	0.45 U
2-Methylnaphthalene	mg/kg	-	-	-	-	-	-	0.42 U	0.45 U
2-Methylphenol	mg/kg	-	-	-	-	-	-	0.42 U	0.45 U
3&4-Methylphenol	mg/kg	-	-	-	-	-	-	-	-
4-Methylphenol	mg/kg	-	-	-	-	-	-	0.42 U	0.45 U
Naphthalene	mg/kg	-	-	-	-	-	-	0.42 U	0.45 U
2-Nitroaniline	mg/kg	-	-	-	-	-	-	2 U	2.2 U
3-Nitroaniline	mg/kg	-	-	-	-	-	-	2 U	2.2 U
4-Nitroaniline	mg/kg	-	-	-	-	-	-	2 U	2.2 U
Nitrobenzene	mg/kg	-	-	-	-	-	-	0.42 U	0.45 U
2-Nitrophenol	mg/kg	-	-	-	-	-	-	0.42 U	0.45 U
4-Nitrophenol	mg/kg	-	-	-	-	-	-	2 U	2.2 U
N-Nitrosodi-n-propylamine	mg/kg	-	-	-	-	-	-	0.42 U	0.45 U
N-Nitrosodiphenylamine	mg/kg	-	-	-	-	-	-	0.42 U	0.45 U
N-Nitrosodimethylamine	mg/kg	-	-	-	-	-	-	-	-
2,2'-Oxybis(1-chloropropane)	mg/kg	-	-	-	-	-	-	0.42 U	0.45 U
Pentachlorophenol	mg/kg	-	-	-	-	-	-	0.42 U	0.45 UJ
Phenanthrene	mg/kg	-	-	-	-	-	-	0.42 U	0.45 U
Phenol	mg/kg	-	-	-	-	-	-	0.42 U	0.45 U
Pyrene	mg/kg	-	-	-	-	-	-	0.42 U	0.45 U
1,2,4-Trichlorobenzene	mg/kg	-	-	-	-	-	-	-	-
2,4,5-Trichlorophenol	mg/kg	-	-	-	-	-	-	0.42 U	0.45 U
2,4,6-Trichlorophenol	mg/kg	-	-	-	-	-	-	0.42 U	0.45 U

APPENDIX G.1

SOIL QUALITY DATA
RFI REPORT
FORMER MANUAL TRANSMISSIONS OF MUNCIE FACILITY
MUNCIE, INDIANA

AOI		*AOI 30*	*AOI 30*	*AOI 31*	*AOI 31*	*AOI 31*	*AOI 31*	*AOI 31*	*AOI 31*
Sample Location		*BH82-11*	*BH82-11*	*HC-1*	*HC-2*	*HC-3*	*HC-4*	*J-1, J-2, K-1, K-2*	*L-1, M-1, N-1, O-1*
Sample Identification		*S-017324-112311-TP-083*	*S-017324-112311-TP-084*	*HC-1*	*HC-2*	*HC-3*	*HC-4*	*S-017324-111708-JP-002*	*S-017324-111708-JP-001*
Sample Date		*11/23/2011*	*11/23/2011*	*1/1/1988*	*1/1/1988*	*1/1/1988*	*1/1/1988*	*11/17/2008*	*11/17/2008*
Sample Depth		*(2-4) ft BGS*	*(4-6) ft BGS*	*(0-5) ft BGS*	*(0-5) ft BGS*	*(0-5) ft BGS*	*(0-5) ft BGS*	*(0-2) FT*	*(0-2) FT*
Sample Type	*Units*								
Polychlorinated Biphenyls (PCBs)									
Aroclor-1016 (PCB-1016)	mg/kg	0.042 U	0.038 U	-	-	-	-	0.042 U	0.045 U
Aroclor-1221 (PCB-1221)	mg/kg	0.042 U	0.038 U	-	-	-	-	0.042 U	0.045 U
Aroclor-1232 (PCB-1232)	mg/kg	0.042 U	0.038 U	-	-	-	-	0.042 U	0.045 U
Aroclor-1242 (PCB-1242)	mg/kg	0.042 U	0.038 U	-	-	-	-	0.042 U	0.045 U
Aroclor-1248 (PCB-1248)	mg/kg	0.038 J	0.038 U	-	-	-	-	0.042 U	0.045 U
Aroclor-1254 (PCB-1254)	mg/kg	0.042 U	0.038 U	-	-	-	-	0.042 U	0.045 U
Aroclor-1260 (PCB-1260)	mg/kg	0.042 U	0.038 U	-	-	-	-	0.042 U	0.045 U
Total PCBs	mg/kg	0.038 J	ND	-	-	-	-	ND	ND
Total Petroleum Hydrocarbons (TPH)									
Total Petroleum Hydrocarbons - Diesel	mg/kg	-	-	-	-	-	-	-	-
Total Petroleum Hydrocarbons - Gas	mg/kg	-	-	-	-	-	-	-	-
Total Petroleum Hydrocarbons - Oil	mg/kg	-	-	-	-	-	-	-	-
Total Petroleum Hydrocarbons	mg/kg	-	-	-	-	-	-	-	-
Total Petroleum Hydrocarbons - Purgeable (GRO)	mg/kg	-	-	-	-	-	-	-	-
Total Petroleum Hydrocarbons (C10-C20)	mg/kg	-	-	-	-	-	-	-	-
Total Petroleum Hydrocarbons (C20-C34)	mg/kg	-	-	-	-	-	-	-	-
Total Petroleum Hydrocarbons (C6-C10) GRO	mg/kg	-	-	-	-	-	-	-	-
Metals									
Aluminum	mg/kg	11000	12000	-	-	-	-	8180	10200
Antimony	mg/kg	1.2 U	1.0 U	-	-	-	-	7.6 U	8.2 UJ
Arsenic	mg/kg	**6.9**[a]	**8.1**[a]	3	5	4	5	4.2	4.8
Barium	mg/kg	150	100	35	79	120	150	-	-
Beryllium	mg/kg	0.99	0.61	-	-	-	-	-	-
Cadmium	mg/kg	0.73	0.21	1 U	1 U	1 U	1 U	0.64 U	0.77
Calcium	mg/kg	19000	51000	-	-	-	-	-	-
Chromium	mg/kg	16	16	5	10	8	15	13.2	20.1
Chromium VI (hexavalent)	mg/kg	-	-	-	-	-	-	-	-
Cobalt	mg/kg	**10**[a]	**7.9**[a]	-	-	-	-	6.4 U	6.8 U
Copper	mg/kg	74	21	13	17	23	22	25.4	114 J
Iron	mg/kg	**16000**[a]	**20000**[a]	-	-	-	-	**14100**[a]	**26600**[a]
Lead	mg/kg	79	10	1 U	9	33	8	51.5	**399**[a]
Magnesium	mg/kg	11000	26000	-	-	-	-	-	-
Manganese	mg/kg	230	360	-	-	-	-	335	235 J
Mercury	mg/kg	0.21	0.024 J	0.05 U	0.07	0.12	0.05	0.13	0.14 U
Nickel	mg/kg	23	26	1 U	9	12	29	14.3	19.2
Potassium	mg/kg	1500	1700	-	-	-	-	833	1130
Selenium	mg/kg	0.58 U	0.52 U	1 U	1 U	1 U	1 U	0.64 U	0.89
Silver	mg/kg	0.58 U	0.52 U	1 U	1 U	1 U	1 U	1.3 U	1.4 U
Sodium	mg/kg	580 U	89 J	-	-	-	-	637 U	683 U
Thallium	mg/kg	1.2 U	1.0 U	-	-	-	-	1.3 U	1.4 U
Vanadium	mg/kg	30	24	-	-	-	-	18.4	24.9
Zinc	mg/kg	150	53	31	51	83	61	68.0	333

APPENDIX G.1

SOIL QUALITY DATA
RFI REPORT
FORMER MANUAL TRANSMISSIONS OF MUNCIE FACILITY
MUNCIE, INDIANA

AOI		***AOI 30***	***AOI 30***	***AOI 31***	***AOI 31***	***AOI 31***	***AOI 31***	***AOI 31***	***AOI 31***
Sample Location		***BH82-11***	***BH82-11***	***HC-1***	***HC-2***	***HC-3***	***HC-4***	***J-1, J-2, K-1, K-2***	***L-1, M-1, N-1, O-1***
Sample Identification		***S-017324-112311-TP-083***	***S-017324-112311-TP-084***	***HC-1***	***HC-2***	***HC-3***	***HC-4***	***S-017324-111708-JP-002***	***S-017324-111708-JP-001***
Sample Date		***11/23/2011***	***11/23/2011***	***1/1/1988***	***1/1/1988***	***1/1/1988***	***1/1/1988***	***11/17/2008***	***11/17/2008***
Sample Depth		***(2-4) ft BGS***	***(4-6) ft BGS***	***(0-5) ft BGS***	***(0-5) ft BGS***	***(0-5) ft BGS***	***(0-5) ft BGS***	***(0-2) FT***	***(0-2) FT***
Sample Type	***Units***								
General Chemistry									
Carbonate (as CaCO3)	mg/kg	-	-	-	-	-	-	-	-
Chloride	mg/kg	-	-	-	-	-	-	-	-
Chloride	s.u.	-	-	-	-	-	-	-	-
Cyanide (total)	mg/kg	-	-	-	-	-	-	-	-
N-Hexane extractable material	mg/kg	-	-	-	-	-	-	-	-
Percent moisture	%	-	-	-	-	-	-	-	-
pH	s.u.	-	-	-	-	-	-	-	-
Saturated aliphatic hydrocarbons	mg/kg	-	-	-	-	-	-	-	-
Sulfate	mg/kg	-	-	-	-	-	-	-	-
Total solids	%	-	-	-	-	-	-	78.4	73.2

Notes

mg/kg - Milligrams per kilogram
"-" - No value
U - Not detected at the associated reporting limit
J - Estimated concentration
UJ - Not detected; associated reporting limit is estimated
R - Rejected
s.u. - Standard units
nc - No criteria
ND - Non Detect (calculation)
BOLD[abc] Concentration exceeds associated screening level
IDEM Appendix A: Screening Levels Remedation Closure Guide - March 25, 2014
a - Exceeds IDEM residential migration to ground water screening levels
b - Exceeds IDEM commercial/industrial direct contact screening levels
c - Exceeds IDEM excavation direct contact screening levels

APPENDIX G.1

SOIL QUALITY DATA
RFI REPORT
FORMER MANUAL TRANSMISSIONS OF MUNCIE FACILITY
MUNCIE, INDIANA

AOI		*AOI 31*	*AOI 31*	*AOI 31*	*AOI 31*	*AOI 31*	*AOI 31*
Sample Location		*L-2, M-2, N-2, O-2*	*N-3, O-3, P-3, Q-3*	*O-3*	*P-1, P-2, Q-1, Q-2*	*Q-2*	*A-1, B-1, C-1*
Sample Identification		*S-017324-111708-JP-003*	*S-017324-111708-JP-008*	*S-017324-111708-JP-007*	*S-017324-111708-JP-006*	*S-017324-111708-JP-005*	*S-017324-111808-JP-028*
Sample Date		*11/17/2008*	*11/17/2008*	*11/17/2008*	*11/17/2008*	*11/17/2008*	*11/18/2008*
Sample Depth		*(0-2) FT*	*(0-2) FT*	*(0-2) FT*	*(0-2) FT*	*(0-2) FT*	*(0-2) FT*
Sample Type	*Units*						
Volatile Organic Compounds (VOCs)							
Acetone	mg/kg	-	-	0.022 U	-	0.017 U	-
Benzene	mg/kg	-	-	0.0055 U	-	0.0043 U	-
Benzyl alcohol	mg/kg	-	-	-	-	-	-
Bromodichloromethane	mg/kg	-	-	0.0055 U	-	0.0043 U	-
Bromoform	mg/kg	-	-	0.0055 U	-	0.0043 U	-
Bromomethane (Methyl bromide)	mg/kg	-	-	0.0055 U	-	0.0043 U	-
2-Butanone (Methyl ethyl ketone) (MEK)	mg/kg	-	-	0.022 U	-	0.017 U	-
Carbon disulfide	mg/kg	-	-	0.0055 U	-	0.0043 U	-
Carbon tetrachloride	mg/kg	-	-	0.0055 U	-	0.0043 U	-
4-Chloroaniline	mg/kg	-	-	-	-	-	-
Chlorobenzene	mg/kg	-	-	0.0055 U	-	0.0043 U	-
Chloroethane	mg/kg	-	-	0.0055 U	-	0.0043 U	-
2-Chloroethyl vinyl ether	mg/kg	-	-	-	-	-	-
Chloroform (Trichloromethane)	mg/kg	-	-	0.0055 U	-	0.0043 U	-
Chloromethane (Methyl chloride)	mg/kg	-	-	0.0055 U	-	0.0043 U	-
Cyclohexane	mg/kg	-	-	0.011 U	-	0.0086 U	-
Dibenzofuran	mg/kg	-	-	-	-	-	-
1,2-Dibromo-3-chloropropane (DBCP)	mg/kg	-	-	0.011 U	-	0.0086 U	-
Dibromochloromethane	mg/kg	-	-	0.0055 U	-	0.0043 U	-
1,2-Dibromoethane (Ethylene dibromide)	mg/kg	-	-	0.0055 U	-	0.0043 U	-
1,2-Dichlorobenzene	mg/kg	-	-	0.0055 U	-	0.0043 U	-
1,3-Dichlorobenzene	mg/kg	-	-	0.0055 U	-	0.0043 U	-
1,4-Dichlorobenzene	mg/kg	-	-	0.0055 U	-	0.0043 U	-
Dichlorodifluoromethane (CFC-12)	mg/kg	-	-	0.0055 U	-	0.0043 U	-
Dichloroethane	mg/kg	-	-	-	-	-	-
1,1-Dichloroethane	mg/kg	-	-	0.0055 U	-	0.0043 U	-
1,2-Dichloroethane	mg/kg	-	-	0.0055 U	-	0.0043 U	-
Dichloroethene	mg/kg	-	-	-	-	-	-
1,2-Dichloroethene (total)	mg/kg	-	-	-	-	-	-
1,1-Dichloroethene	mg/kg	-	-	0.0055 U	-	0.0043 U	-
cis-1,2-Dichloroethene	mg/kg	-	-	0.0055 U	-	0.0043 U	-
trans-1,2-Dichloroethene	mg/kg	-	-	0.0055 U	-	0.0043 U	-
1,2-Dichloropropane	mg/kg	-	-	0.0055 U	-	0.0043 U	-
cis-1,3-Dichloropropene	mg/kg	-	-	0.0055 U	-	0.0043 U	-
trans-1,3-Dichloropropene	mg/kg	-	-	0.0055 U	-	0.0043 U	-
Ethylbenzene	mg/kg	-	-	0.0055 U	-	0.0043 U	-
2-Hexanone	mg/kg	-	-	0.022 U	-	0.017 U	-
Isopropyl benzene	mg/kg	-	-	0.0055 U	-	0.0043 U	-
Methyl acetate	mg/kg	-	-	0.011 U	-	0.0086 U	-
Methyl cyclohexane	mg/kg	-	-	0.011 U	-	0.0086 U	-
Methyl tert butyl ether (MTBE)	mg/kg	-	-	0.022 U	-	0.017 U	-
4-Methyl-2-pentanone (MIBK)	mg/kg	-	-	0.022 U	-	0.017 U	-
Methylene chloride	mg/kg	-	-	0.0055 U	-	0.0043 U	-
Styrene	mg/kg	-	-	0.0055 U	-	0.0043 U	-
1,1,2,2-Tetrachloroethane	mg/kg	-	-	0.0055 U	-	0.0043 U	-
Tetrachloroethene	mg/kg	-	-	0.0055 U	-	0.0043 U	-

APPENDIX G.1

SOIL QUALITY DATA
RFI REPORT
FORMER MANUAL TRANSMISSIONS OF MUNCIE FACILITY
MUNCIE, INDIANA

AOI		*AOI 31*	*AOI 31*	*AOI 31*	*AOI 31*	*AOI 31*	*AOI 31*
Sample Location		*L-2, M-2, N-2, O-2*	*N-3, O-3, P-3, Q-3*	*O-3*	*P-1, P-2, Q-1, Q-2*	*Q-2*	*A-1, B-1, C-1*
Sample Identification		*S-017324-111708-JP-003*	*S-017324-111708-JP-008*	*S-017324-111708-JP-007*	*S-017324-111708-JP-006*	*S-017324-111708-JP-005*	*S-017324-111808-JP-028*
Sample Date		*11/17/2008*	*11/17/2008*	*11/17/2008*	*11/17/2008*	*11/17/2008*	*11/18/2008*
Sample Depth		*(0-2) FT*	*(0-2) FT*	*(0-2) FT*	*(0-2) FT*	*(0-2) FT*	*(0-2) FT*
Sample Type	*Units*						
VOCs (Continued)							
Toluene	mg/kg	-	-	0.0055 U	-	0.0043 U	-
1,2,4-Trichlorobenzene	mg/kg	-	-	0.0055 U	-	0.0043 U	-
Trichloroethane	mg/kg	-	-	-	-	-	-
1,1,1-Trichloroethane	mg/kg	-	-	0.0055 U	-	0.0043 U	-
1,1,2-Trichloroethane	mg/kg	-	-	0.0055 U	-	0.0043 U	-
Trichloroethene	mg/kg	-	-	0.0055 U	-	0.0043 U	-
Trichlorofluoromethane (CFC-11)	mg/kg	-	-	0.0055 U	-	0.0043 U	-
Trifluorotrichloroethane (Freon 113)	mg/kg	-	-	0.0055 U	-	0.0043 U	-
Vinyl acetate	mg/kg	-	-	-	-	-	-
Vinyl chloride	mg/kg	-	-	0.0055 U	-	0.0043 U	-
Xylenes (total)	mg/kg	-	-	0.011 U	-	0.0086 U	-
Semi-Volatile Organic Compounds (SVOCs)							
Acenaphthene	mg/kg	1.7 U	0.41 U	-	0.42 U	-	0.39 U
Acenaphthylene	mg/kg	1.7 U	0.41 U	-	0.42 U	-	0.39 U
Acetophenone	mg/kg	0.34 U	0.082 U	-	0.085 U	-	0.078 U
Anthracene	mg/kg	1.7 U	0.41 U	-	0.42 U	-	0.39 U
Atrazine	mg/kg	1.7 U	0.41 U	-	0.42 U	-	0.39 U
Benzaldehyde	mg/kg	1.7 U	0.41 U	-	0.42 U	-	0.39 U
Benzo(a)anthracene	mg/kg	**2.4**[a]	0.41 U	-	0.42 U	-	0.39 U
Benzo(a)pyrene	mg/kg	2.1	0.41 U	-	0.42 U	-	0.39 U
Benzo(b)fluoranthene	mg/kg	2.4	0.44	-	0.42 U	-	0.39 U
Benzo(g,h,i)perylene	mg/kg	1.7 U	0.41 U	-	0.42 U	-	0.39 U
Benzo(k)fluoranthene	mg/kg	1.7 U	0.41 U	-	0.42 U	-	0.39 U
Benzoic acid	mg/kg	-	-	-	-	-	-
Biphenyl (1,1-Biphenyl)	mg/kg	1.7 U	0.41 U	-	0.42 U	-	0.39 U
4-Bromophenyl phenyl ether	mg/kg	1.7 U	0.41 U	-	0.42 U	-	0.39 U
Butyl benzylphthalate (BBP)	mg/kg	1.7 U	0.41 U	-	0.42 U	-	0.39 U
Caprolactam	mg/kg	1.7 U	0.41 U	-	0.42 U	-	0.39 U
Carbazole	mg/kg	1.7 U	0.41 U	-	0.42 U	-	0.39 U
4-Chloro-3-methylphenol	mg/kg	1.7 U	0.41 U	-	0.42 U	-	0.39 U
4-Chloroaniline	mg/kg	1.7 U	0.41 U	-	0.42 U	-	0.39 U
bis(2-Chloroethoxy)methane	mg/kg	1.7 U	0.41 U	-	0.42 U	-	0.39 U
bis(2-Chloroethyl)ether	mg/kg	1.7 U	0.41 U	-	0.42 U	-	0.39 U
2-Chloronaphthalene	mg/kg	1.7 U	0.41 U	-	0.42 U	-	0.39 U
2-Chlorophenol	mg/kg	1.7 U	0.41 U	-	0.42 U	-	0.39 U
4-Chlorophenyl phenyl ether	mg/kg	1.7 U	0.41 U	-	0.42 U	-	0.39 U
Chrysene	mg/kg	2.2	0.41 U	-	0.42 U	-	0.39 U
Dibenz(a,h)anthracene	mg/kg	1.7 U	0.41 U	-	0.42 U	-	0.39 U
Dibenzofuran	mg/kg	1.7 U	0.41 U	-	0.42 U	-	0.39 U
1,2-Dichlorobenzene	mg/kg	-	-	-	-	-	-
1,3-Dichlorobenzene	mg/kg	-	-	-	-	-	-
1,4-Dichlorobenzene	mg/kg	-	-	-	-	-	-
3,3'-Dichlorobenzidine	mg/kg	8.1 U	2 U	-	2 U	-	1.9 U
2,4-Dichlorophenol	mg/kg	1.7 U	0.41 U	-	0.42 U	-	0.39 U
Diethyl phthalate	mg/kg	1.7 U	0.41 U	-	0.42 U	-	0.39 U

APPENDIX G.1

SOIL QUALITY DATA
RFI REPORT
FORMER MANUAL TRANSMISSIONS OF MUNCIE FACILITY
MUNCIE, INDIANA

AOI		*AOI 31*	*AOI 31*	*AOI 31*	*AOI 31*	*AOI 31*	*AOI 31*
Sample Location		*L-2, M-2, N-2, O-2*	*N-3, O-3, P-3, Q-3*	*O-3*	*P-1, P-2, Q-1, Q-2*	*Q-2*	*A-1, B-1, C-1*
Sample Identification		*S-017324-111708-JP-003*	*S-017324-111708-JP-008*	*S-017324-111708-JP-007*	*S-017324-111708-JP-006*	*S-017324-111708-JP-005*	*S-017324-111808-JP-028*
Sample Date		*11/17/2008*	*11/17/2008*	*11/17/2008*	*11/17/2008*	*11/17/2008*	*11/18/2008*
Sample Depth		*(0-2) FT*	*(0-2) FT*	*(0-2) FT*	*(0-2) FT*	*(0-2) FT*	*(0-2) FT*
Sample Type	*Units*						
SVOCs (Continued)							
Dimethyl phthalate	mg/kg	1.7 U	0.41 U	-	0.42 U	-	0.39 U
2,4-Dimethylphenol	mg/kg	1.7 U	0.41 U	-	0.42 U	-	0.39 U
Di-n-butylphthalate (DBP)	mg/kg	1.7 U	0.41 U	-	0.42 U	-	0.39 U
4,6-Dinitro-2-methylphenol	mg/kg	8.1 U	2 U	-	2 U	-	1.9 U
2,4-Dinitrophenol	mg/kg	8.1 U	2 U	-	2 U	-	1.9 U
2,4-Dinitrotoluene	mg/kg	1.7 U	0.41 U	-	0.42 U	-	0.39 U
2,6-Dinitrotoluene	mg/kg	1.7 U	0.41 U	-	0.42 U	-	0.39 U
Di-n-octyl phthalate (DnOP)	mg/kg	1.7 U	0.41 U	-	0.42 U	-	0.39 U
bis(2-Ethylhexyl)phthalate (DEHP)	mg/kg	1.7 U	0.41 U	-	0.42 U	-	0.39 U
Fluoranthene	mg/kg	4.8	0.83	-	0.5	-	0.39 U
Fluorene	mg/kg	1.7 U	0.41 U	-	0.42 U	-	0.39 U
Hexachlorobenzene	mg/kg	1.7 U	0.41 U	-	0.42 U	-	0.39 U
Hexachlorobutadiene	mg/kg	1.7 U	0.41 U	-	0.42 U	-	0.39 U
Hexachlorocyclopentadiene	mg/kg	8.1 U	2 U	-	2 U	-	1.9 U
Hexachloroethane	mg/kg	1.7 U	0.41 U	-	0.42 U	-	0.39 U
Indeno(1,2,3-cd)pyrene	mg/kg	1.7 U	0.41 U	-	0.42 U	-	0.39 U
Isophorone	mg/kg	1.7 U	0.41 U	-	0.42 U	-	0.39 U
2-Methylnaphthalene	mg/kg	1.7 U	0.41 U	-	0.42 U	-	0.39 U
2-Methylphenol	mg/kg	1.7 U	0.41 U	-	0.42 U	-	0.39 U
3&4-Methylphenol	mg/kg	-	-	-	-	-	-
4-Methylphenol	mg/kg	1.7 U	0.41 U	-	0.42 U	-	0.39 U
Naphthalene	mg/kg	1.7 U	0.41 U	-	0.42 U	-	0.39 U
2-Nitroaniline	mg/kg	8.1 U	2 U	-	2 U	-	1.9 U
3-Nitroaniline	mg/kg	8.1 U	2 U	-	2 U	-	1.9 U
4-Nitroaniline	mg/kg	8.1 U	2 U	-	2 U	-	1.9 U
Nitrobenzene	mg/kg	1.7 U	0.41 U	-	0.42 U	-	0.39 U
2-Nitrophenol	mg/kg	1.7 U	0.41 U	-	0.42 U	-	0.39 U
4-Nitrophenol	mg/kg	8.1 U	2 U	-	2 U	-	1.9 U
N-Nitrosodi-n-propylamine	mg/kg	1.7 U	0.41 U	-	0.42 U	-	0.39 U
N-Nitrosodiphenylamine	mg/kg	1.7 U	0.41 U	-	0.42 U	-	0.39 U
N-Nitrosodimethylamine	mg/kg	-	-	-	-	-	-
2,2'-Oxybis(1-chloropropane)	mg/kg	1.7 U	0.41 U	-	0.42 U	-	0.39 U
Pentachlorophenol	mg/kg	1.7 U	0.41 U	-	0.42 U	-	0.39 U
Phenanthrene	mg/kg	2.3	0.46	-	0.42 U	-	0.39 U
Phenol	mg/kg	1.7 U	0.41 U	-	0.42 U	-	0.39 U
Pyrene	mg/kg	4.2	0.72	-	0.42 U	-	0.39 U
1,2,4-Trichlorobenzene	mg/kg	-	-	-	-	-	-
2,4,5-Trichlorophenol	mg/kg	1.7 U	0.41 U	-	0.42 U	-	0.39 U
2,4,6-Trichlorophenol	mg/kg	1.7 U	0.41 U	-	0.42 U	-	0.39 U

APPENDIX G.1

SOIL QUALITY DATA
RFI REPORT
FORMER MANUAL TRANSMISSIONS OF MUNCIE FACILITY
MUNCIE, INDIANA

AOI		*AOI 31*	*AOI 31*	*AOI 31*	*AOI 31*	*AOI 31*	*AOI 31*
Sample Location		*L-2, M-2, N-2, O-2*	*N-3, O-3, P-3, Q-3*	*O-3*	*P-1, P-2, Q-1, Q-2*	*Q-2*	*A-1, B-1, C-1*
Sample Identification		*S-017324-111708-JP-003*	*S-017324-111708-JP-008*	*S-017324-111708-JP-007*	*S-017324-111708-JP-006*	*S-017324-111708-JP-005*	*S-017324-111808-JP-028*
Sample Date		*11/17/2008*	*11/17/2008*	*11/17/2008*	*11/17/2008*	*11/17/2008*	*11/18/2008*
Sample Depth		*(0-2) FT*	*(0-2) FT*	*(0-2) FT*	*(0-2) FT*	*(0-2) FT*	*(0-2) FT*
Sample Type	*Units*						
Polychlorinated Biphenyls (PCBs)							
Aroclor-1016 (PCB-1016)	mg/kg	0.042 U	0.041 U	-	0.042 U	-	0.039 U
Aroclor-1221 (PCB-1221)	mg/kg	0.042 U	0.041 U	-	0.042 U	-	0.039 U
Aroclor-1232 (PCB-1232)	mg/kg	0.042 U	0.041 U	-	0.042 U	-	0.039 U
Aroclor-1242 (PCB-1242)	mg/kg	0.042 U	0.041 U	-	0.042 U	-	0.039 U
Aroclor-1248 (PCB-1248)	mg/kg	0.042 U	0.041 U	-	0.042 U	-	0.039 U
Aroclor-1254 (PCB-1254)	mg/kg	0.042 U	0.041 U	-	0.042 U	-	0.039 U
Aroclor-1260 (PCB-1260)	mg/kg	0.042 U	0.041 U	-	0.042 U	-	0.039 U
Total PCBs	mg/kg	ND	ND	-	ND	-	ND
Total Petroleum Hydrocarbons (TPH)							
Total Petroleum Hydrocarbons - Diesel	mg/kg	-	-	-	-	-	-
Total Petroleum Hydrocarbons - Gas	mg/kg	-	-	-	-	-	-
Total Petroleum Hydrocarbons - Oil	mg/kg	-	-	-	-	-	-
Total Petroleum Hydrocarbons	mg/kg	-	-	-	-	-	-
Total Petroleum Hydrocarbons - Purgeable (GRO)	mg/kg	-	-	-	-	-	-
Total Petroleum Hydrocarbons (C10-C20)	mg/kg	-	-	-	-	-	-
Total Petroleum Hydrocarbons (C20-C34)	mg/kg	-	-	-	-	-	-
Total Petroleum Hydrocarbons (C6-C10) GRO	mg/kg	-	-	-	-	-	-
Metals							
Aluminum	mg/kg	4230	5770	-	6870	-	5020
Antimony	mg/kg	7.6 U	7.4 U	-	7.6 U	-	7.0 U
Arsenic	mg/kg	**17.1**[a]	**15.3**[a]	-	**7.5**[a]	-	**6.0**[a]
Barium	mg/kg	-	-	-	-	-	-
Beryllium	mg/kg	-	-	-	-	-	-
Cadmium	mg/kg	0.63 U	0.62 U	-	0.64 U	-	0.59 U
Calcium	mg/kg	-	-	-	-	-	-
Chromium	mg/kg	22.2	18.9	-	12.9	-	9.0
Chromium VI (hexavalent)	mg/kg	-	-	-	-	-	-
Cobalt	mg/kg	6.3 U	**7.0**[a]	-	**6.5**[a]	-	5.9 U
Copper	mg/kg	174	102	-	70.0	-	18.3
Iron	mg/kg	**66100**[a]	**26200**[a]	-	**15500**[a]	-	**12500**[a]
Lead	mg/kg	**1200**[abc]	**670**[a]	-	99.4	-	83.5
Magnesium	mg/kg	-	-	-	-	-	-
Manganese	mg/kg	303	335	-	**425**[a]	-	298
Mercury	mg/kg	0.54	0.30	-	0.13 U	-	0.12 U
Nickel	mg/kg	50.1	23.8	-	19.1	-	14.0
Potassium	mg/kg	630 U	619 U	-	1330	-	729
Selenium	mg/kg	1.6	0.69	-	0.64 U	-	0.59 U
Silver	mg/kg	1.3 U	1.2 U	-	1.3 U	-	1.2 U
Sodium	mg/kg	630 U	619 U	-	636 U	-	586 U
Thallium	mg/kg	1.3 U	1.2 U	-	1.3 U	-	1.2 U
Vanadium	mg/kg	26.7	19.4	-	18.8	-	15.7
Zinc	mg/kg	229	184	-	88.3	-	62.5

APPENDIX G.1

SOIL QUALITY DATA
RFI REPORT
FORMER MANUAL TRANSMISSIONS OF MUNCIE FACILITY
MUNCIE, INDIANA

AOI		***AOI 31***	***AOI 31***	***AOI 31***	***AOI 31***	***AOI 31***	***AOI 31***
Sample Location		***L-2, M-2, N-2, O-2***	***N-3, O-3, P-3, Q-3***	***O-3***	***P-1, P-2, Q-1, Q-2***	***Q-2***	***A-1, B-1, C-1***
Sample Identification		***S-017324-111708-JP-003***	***S-017324-111708-JP-008***	***S-017324-111708-JP-007***	***S-017324-111708-JP-006***	***S-017324-111708-JP-005***	***S-017324-111808-JP-028***
Sample Date		***11/17/2008***	***11/17/2008***	***11/17/2008***	***11/17/2008***	***11/17/2008***	***11/18/2008***
Sample Depth		***(0-2) FT***	***(0-2) FT***	***(0-2) FT***	***(0-2) FT***	***(0-2) FT***	***(0-2) FT***
Sample Type	***Units***						
General Chemistry							
Carbonate (as CaCO3)	mg/kg	-	-	-	-	-	-
Chloride	mg/kg	-	-	-	-	-	-
Chloride	s.u.	-	-	-	-	-	-
Cyanide (total)	mg/kg	-	-	-	-	-	-
N-Hexane extractable material	mg/kg	-	-	-	-	-	-
Percent moisture	%	-	-	-	-	-	-
pH	s.u.	-	-	-	-	-	-
Saturated aliphatic hydrocarbons	mg/kg	-	-	-	-	-	-
Sulfate	mg/kg	-	-	-	-	-	-
Total solids	%	79.3	80.8	81.6	78.6	86.1	85.3

Notes
mg/kg - Milligrams per kilogram
"-" - No value
U - Not detected at the associated reporting limit
J - Estimated concentration
UJ - Not detected; associated reporting limit is estimated
R - Rejected
s.u. - Standard units
nc - No criteria
ND - Non Detect (calculation)
BOLD[abc] Concentration exceeds associated screening level
IDEM Appendix A: Screening Levels Remedation Closure Guide - March 25, 2014
a - Exceeds IDEM residential migration to ground water screening levels
b - Exceeds IDEM commercial/industrial direct contact screening levels
c - Exceeds IDEM excavation direct contact screening levels

APPENDIX G.1

SOIL QUALITY DATA
RFI REPORT
FORMER MANUAL TRANSMISSIONS OF MUNCIE FACILITY
MUNCIE, INDIANA

AOI		*AOI 31*	*AOI 31*	*AOI 31*	*AOI 31*	*AOI 31*	*AOI 31*
Sample Location		*A-2*	*A-2, B-2, B-3*	*B-1*	*D-1, E-1, F-1*	*D-2*	*D-2, E-2, F-2*
Sample Identification		*S-017324-111808-JP-029*	*S-017324-111808-JP-030*	*S-017324-111808-JP-027*	*S-017324-111808-JP-022*	*S-017324-111808-JP-023*	*S-017324-111808-JP-024*
Sample Date		*11/18/2008*	*11/18/2008*	*11/18/2008*	*11/18/2008*	*11/18/2008*	*11/18/2008*
Sample Depth		*(0-2) FT*	*(0-2) FT*	*(0-2) FT*	*(0-2) FT*	*(0-2) FT*	*(0-2) FT*
Sample Type	*Units*						
Volatile Organic Compounds (VOCs)							
Acetone	mg/kg	0.018 U	-	0.02	-	0.019 U	-
Benzene	mg/kg	0.0045 U	-	0.0045 U	-	0.0048 U	-
Benzyl alcohol	mg/kg	-	-	-	-	-	-
Bromodichloromethane	mg/kg	0.0045 U	-	0.0045 U	-	0.0048 U	-
Bromoform	mg/kg	0.0045 U	-	0.0045 U	-	0.0048 U	-
Bromomethane (Methyl bromide)	mg/kg	0.0045 U	-	0.0045 U	-	0.0048 U	-
2-Butanone (Methyl ethyl ketone) (MEK)	mg/kg	0.018 U	-	0.018 U	-	0.019 U	-
Carbon disulfide	mg/kg	0.0045 U	-	0.0045 U	-	0.0048 U	-
Carbon tetrachloride	mg/kg	0.0045 U	-	0.0045 U	-	0.0048 U	-
4-Chloroaniline	mg/kg	-	-	-	-	-	-
Chlorobenzene	mg/kg	0.0045 U	-	0.0045 U	-	0.0048 U	-
Chloroethane	mg/kg	0.0045 U	-	0.0045 U	-	0.0048 U	-
2-Chloroethyl vinyl ether	mg/kg	-	-	-	-	-	-
Chloroform (Trichloromethane)	mg/kg	0.0045 U	-	0.0045 U	-	0.0048 U	-
Chloromethane (Methyl chloride)	mg/kg	0.0045 U	-	0.0045 U	-	0.0048 U	-
Cyclohexane	mg/kg	0.0089 U	-	0.0089 U	-	0.0097 U	-
Dibenzofuran	mg/kg	-	-	-	-	-	-
1,2-Dibromo-3-chloropropane (DBCP)	mg/kg	0.0089 U	-	0.0089 U	-	0.0097 U	-
Dibromochloromethane	mg/kg	0.0045 U	-	0.0045 U	-	0.0048 U	-
1,2-Dibromoethane (Ethylene dibromide)	mg/kg	0.0045 U	-	0.0045 U	-	0.0048 U	-
1,2-Dichlorobenzene	mg/kg	0.0045 U	-	0.0045 U	-	0.0048 U	-
1,3-Dichlorobenzene	mg/kg	0.0045 U	-	0.0045 U	-	0.0048 U	-
1,4-Dichlorobenzene	mg/kg	0.0045 U	-	0.0045 U	-	0.0048 U	-
Dichlorodifluoromethane (CFC-12)	mg/kg	0.0045 U	-	0.0045 U	-	0.0048 U	-
Dichloroethane	mg/kg	-	-	-	-	-	-
1,1-Dichloroethane	mg/kg	0.0045 U	-	0.0045 U	-	0.0048 U	-
1,2-Dichloroethane	mg/kg	0.0045 U	-	0.0045 U	-	0.0048 U	-
Dichloroethene	mg/kg	-	-	-	-	-	-
1,2-Dichloroethene (total)	mg/kg	-	-	-	-	-	-
1,1-Dichloroethene	mg/kg	0.0045 U	-	0.0045 U	-	0.0048 U	-
cis-1,2-Dichloroethene	mg/kg	0.0045 U	-	0.0045 U	-	0.0048 U	-
trans-1,2-Dichloroethene	mg/kg	0.0045 U	-	0.0045 U	-	0.0048 U	-
1,2-Dichloropropane	mg/kg	0.0045 U	-	0.0045 U	-	0.0048 U	-
cis-1,3-Dichloropropene	mg/kg	0.0045 U	-	0.0045 U	-	0.0048 U	-
trans-1,3-Dichloropropene	mg/kg	0.0045 U	-	0.0045 U	-	0.0048 U	-
Ethylbenzene	mg/kg	0.0045 U	-	0.0045 U	-	0.0048 U	-
2-Hexanone	mg/kg	0.018 U	-	0.018 U	-	0.019 U	-
Isopropyl benzene	mg/kg	0.0045 U	-	0.0045 U	-	0.0048 U	-
Methyl acetate	mg/kg	0.0089 U	-	0.0089 U	-	0.0097 U	-
Methyl cyclohexane	mg/kg	0.0089 U	-	0.0089 U	-	0.0097 U	-
Methyl tert butyl ether (MTBE)	mg/kg	0.018 U	-	0.018 U	-	0.019 U	-
4-Methyl-2-pentanone (MIBK)	mg/kg	0.018 U	-	0.018 U	-	0.019 U	-
Methylene chloride	mg/kg	0.0045 U	-	0.0045 U	-	0.0048 U	-
Styrene	mg/kg	0.0045 U	-	0.0045 U	-	0.0048 U	-
1,1,2,2-Tetrachloroethane	mg/kg	0.0045 U	-	0.0045 U	-	0.0048 U	-
Tetrachloroethene	mg/kg	0.0045 U	-	0.0045 U	-	0.0048 U	-

APPENDIX G.1

SOIL QUALITY DATA
RFI REPORT
FORMER MANUAL TRANSMISSIONS OF MUNCIE FACILITY
MUNCIE, INDIANA

AOI		*AOI 31*	*AOI 31*	*AOI 31*	*AOI 31*	*AOI 31*	*AOI 31*
Sample Location		*A-2*	*A-2, B-2, B-3*	*B-1*	*D-1, E-1, F-1*	*D-2*	*D-2, E-2, F-2*
Sample Identification		*S-017324-111808-JP-029*	*S-017324-111808-JP-030*	*S-017324-111808-JP-027*	*S-017324-111808-JP-022*	*S-017324-111808-JP-023*	*S-017324-111808-JP-024*
Sample Date		*11/18/2008*	*11/18/2008*	*11/18/2008*	*11/18/2008*	*11/18/2008*	*11/18/2008*
Sample Depth		*(0-2) FT*	*(0-2) FT*	*(0-2) FT*	*(0-2) FT*	*(0-2) FT*	*(0-2) FT*
Sample Type	*Units*						
VOCs (Continued)							
Toluene	mg/kg	0.0045 U	-	0.0045 U	-	0.0048 U	-
1,2,4-Trichlorobenzene	mg/kg	0.0045 U	-	0.0045 U	-	0.0048 U	-
Trichloroethane	mg/kg	-	-	-	-	-	-
1,1,1-Trichloroethane	mg/kg	0.0045 U	-	0.0045 U	-	0.0048 U	-
1,1,2-Trichloroethane	mg/kg	0.0045 U	-	0.0045 U	-	0.0048 U	-
Trichloroethene	mg/kg	0.0045 U	-	0.0045 U	-	0.0048 U	-
Trichlorofluoromethane (CFC-11)	mg/kg	0.0045 U	-	0.0045 U	-	0.0048 U	-
Trifluorotrichloroethane (Freon 113)	mg/kg	0.0045 U	-	0.0045 U	-	0.0048 U	-
Vinyl acetate	mg/kg	-	-	-	-	-	-
Vinyl chloride	mg/kg	0.0045 U	-	0.0045 U	-	0.0048 U	-
Xylenes (total)	mg/kg	0.0089 U	-	0.0089 U	-	0.0097 U	-
Semi-Volatile Organic Compounds (SVOCs)							
Acenaphthene	mg/kg	-	0.4 U	-	0.42 U	-	0.42 U
Acenaphthylene	mg/kg	-	0.4 U	-	0.42 U	-	0.42 U
Acetophenone	mg/kg	-	0.082 U	-	0.084 U	-	0.086 U
Anthracene	mg/kg	-	0.4 U	-	0.42 U	-	0.42 U
Atrazine	mg/kg	-	0.4 U	-	0.42 U	-	0.42 U
Benzaldehyde	mg/kg	-	0.4 U	-	0.42 U	-	0.42 U
Benzo(a)anthracene	mg/kg	-	0.4 U	-	0.42 U	-	0.42 U
Benzo(a)pyrene	mg/kg	-	0.4 U	-	0.42 U	-	0.42 U
Benzo(b)fluoranthene	mg/kg	-	0.4 U	-	0.42 U	-	0.42 U
Benzo(g,h,i)perylene	mg/kg	-	0.4 U	-	0.42 U	-	0.42 U
Benzo(k)fluoranthene	mg/kg	-	0.4 U	-	0.42 U	-	0.42 U
Benzoic acid	mg/kg	-	-	-	-	-	-
Biphenyl (1,1-Biphenyl)	mg/kg	-	0.4 U	-	0.42 U	-	0.42 U
4-Bromophenyl phenyl ether	mg/kg	-	0.4 U	-	0.42 U	-	0.42 U
Butyl benzylphthalate (BBP)	mg/kg	-	0.4 U	-	0.42 U	-	0.42 U
Caprolactam	mg/kg	-	0.4 U	-	0.42 U	-	0.42 U
Carbazole	mg/kg	-	0.4 U	-	0.42 U	-	0.42 U
4-Chloro-3-methylphenol	mg/kg	-	0.4 U	-	0.42 U	-	0.42 U
4-Chloroaniline	mg/kg	-	0.4 U	-	0.42 U	-	0.42 U
bis(2-Chloroethoxy)methane	mg/kg	-	0.4 U	-	0.42 U	-	0.42 U
bis(2-Chloroethyl)ether	mg/kg	-	0.4 U	-	0.42 U	-	0.42 U
2-Chloronaphthalene	mg/kg	-	0.4 U	-	0.42 U	-	0.42 U
2-Chlorophenol	mg/kg	-	0.4 U	-	0.42 U	-	0.42 U
4-Chlorophenyl phenyl ether	mg/kg	-	0.4 U	-	0.42 U	-	0.42 U
Chrysene	mg/kg	-	0.4 U	-	0.42 U	-	0.42 U
Dibenz(a,h)anthracene	mg/kg	-	0.4 U	-	0.42 U	-	0.42 U
Dibenzofuran	mg/kg	-	0.4 U	-	0.42 U	-	0.42 U
1,2-Dichlorobenzene	mg/kg	-	-	-	-	-	-
1,3-Dichlorobenzene	mg/kg	-	-	-	-	-	-
1,4-Dichlorobenzene	mg/kg	-	-	-	-	-	-
3,3'-Dichlorobenzidine	mg/kg	-	2 U	-	2 U	-	2.1 U
2,4-Dichlorophenol	mg/kg	-	0.4 U	-	0.42 U	-	0.42 U
Diethyl phthalate	mg/kg	-	0.4 U	-	0.42 U	-	0.42 U

APPENDIX G.1

SOIL QUALITY DATA
RFI REPORT
FORMER MANUAL TRANSMISSIONS OF MUNCIE FACILITY
MUNCIE, INDIANA

AOI		*AOI 31*	*AOI 31*	*AOI 31*	*AOI 31*	*AOI 31*	*AOI 31*
Sample Location		*A-2*	*A-2, B-2, B-3*	*B-1*	*D-1, E-1, F-1*	*D-2*	*D-2, E-2, F-2*
Sample Identification		*S-017324-111808-JP-029*	*S-017324-111808-JP-030*	*S-017324-111808-JP-027*	*S-017324-111808-JP-022*	*S-017324-111808-JP-023*	*S-017324-111808-JP-024*
Sample Date		*11/18/2008*	*11/18/2008*	*11/18/2008*	*11/18/2008*	*11/18/2008*	*11/18/2008*
Sample Depth		*(0-2) FT*	*(0-2) FT*	*(0-2) FT*	*(0-2) FT*	*(0-2) FT*	*(0-2) FT*
Sample Type	*Units*						
SVOCs (Continued)							
Dimethyl phthalate	mg/kg	-	0.4 U	-	0.42 U	-	0.42 U
2,4-Dimethylphenol	mg/kg	-	0.4 U	-	0.42 U	-	0.42 U
Di-n-butylphthalate (DBP)	mg/kg	-	0.4 U	-	0.42 U	-	0.42 U
4,6-Dinitro-2-methylphenol	mg/kg	-	2 U	-	2 U	-	2.1 U
2,4-Dinitrophenol	mg/kg	-	2 U	-	2 U	-	2.1 U
2,4-Dinitrotoluene	mg/kg	-	0.4 U	-	0.42 U	-	0.42 U
2,6-Dinitrotoluene	mg/kg	-	0.4 U	-	0.42 U	-	0.42 U
Di-n-octyl phthalate (DnOP)	mg/kg	-	0.4 U	-	0.42 U	-	0.42 U
bis(2-Ethylhexyl)phthalate (DEHP)	mg/kg	-	0.4 U	-	0.42 U	-	0.42 U
Fluoranthene	mg/kg	-	0.4 U	-	0.42 U	-	0.42 U
Fluorene	mg/kg	-	0.4 U	-	0.42 U	-	0.42 U
Hexachlorobenzene	mg/kg	-	0.4 U	-	0.42 U	-	0.42 U
Hexachlorobutadiene	mg/kg	-	0.4 U	-	0.42 U	-	0.42 U
Hexachlorocyclopentadiene	mg/kg	-	2 U	-	2 U	-	2.1 U
Hexachloroethane	mg/kg	-	0.4 U	-	0.42 U	-	0.42 U
Indeno(1,2,3-cd)pyrene	mg/kg	-	0.4 U	-	0.42 U	-	0.42 U
Isophorone	mg/kg	-	0.4 U	-	0.42 U	-	0.42 U
2-Methylnaphthalene	mg/kg	-	0.4 U	-	0.42 U	-	0.42 U
2-Methylphenol	mg/kg	-	0.4 U	-	0.42 U	-	0.42 U
3&4-Methylphenol	mg/kg	-	-	-	-	-	-
4-Methylphenol	mg/kg	-	0.4 U	-	0.42 U	-	0.42 U
Naphthalene	mg/kg	-	0.4 U	-	0.42 U	-	0.42 U
2-Nitroaniline	mg/kg	-	2 U	-	2 U	-	2.1 U
3-Nitroaniline	mg/kg	-	2 U	-	2 U	-	2.1 U
4-Nitroaniline	mg/kg	-	2 U	-	2 U	-	2.1 U
Nitrobenzene	mg/kg	-	0.4 U	-	0.42 U	-	0.42 U
2-Nitrophenol	mg/kg	-	0.4 U	-	0.42 U	-	0.42 U
4-Nitrophenol	mg/kg	-	2 U	-	2 U	-	2.1 U
N-Nitrosodi-n-propylamine	mg/kg	-	0.4 U	-	0.42 U	-	0.42 U
N-Nitrosodiphenylamine	mg/kg	-	0.4 U	-	0.42 U	-	0.42 U
N-Nitrosodimethylamine	mg/kg	-	-	-	-	-	-
2,2'-Oxybis(1-chloropropane)	mg/kg	-	0.4 U	-	0.42 U	-	0.42 U
Pentachlorophenol	mg/kg	-	0.4 U	-	0.42 U	-	0.42 U
Phenanthrene	mg/kg	-	0.4 U	-	0.42 U	-	0.42 U
Phenol	mg/kg	-	0.4 U	-	0.42 U	-	0.42 U
Pyrene	mg/kg	-	0.4 U	-	0.42 U	-	0.42 U
1,2,4-Trichlorobenzene	mg/kg	-	-	-	-	-	-
2,4,5-Trichlorophenol	mg/kg	-	0.4 U	-	0.42 U	-	0.42 U
2,4,6-Trichlorophenol	mg/kg	-	0.4 U	-	0.42 U	-	0.42 U

APPENDIX G.1

SOIL QUALITY DATA
RFI REPORT
FORMER MANUAL TRANSMISSIONS OF MUNCIE FACILITY
MUNCIE, INDIANA

AOI		*AOI 31*	*AOI 31*	*AOI 31*	*AOI 31*	*AOI 31*	*AOI 31*
Sample Location		*A-2*	*A-2, B-2, B-3*	*B-1*	*D-1, E-1, F-1*	*D-2*	*D-2, E-2, F-2*
Sample Identification		*S-017324-111808-JP-029*	*S-017324-111808-JP-030*	*S-017324-111808-JP-027*	*S-017324-111808-JP-022*	*S-017324-111808-JP-023*	*S-017324-111808-JP-024*
Sample Date		*11/18/2008*	*11/18/2008*	*11/18/2008*	*11/18/2008*	*11/18/2008*	*11/18/2008*
Sample Depth		*(0-2) FT*	*(0-2) FT*	*(0-2) FT*	*(0-2) FT*	*(0-2) FT*	*(0-2) FT*
Sample Type	*Units*						
Polychlorinated Biphenyls (PCBs)							
Aroclor-1016 (PCB-1016)	mg/kg	-	0.04 U	-	0.042 U	-	0.042 U
Aroclor-1221 (PCB-1221)	mg/kg	-	0.04 U	-	0.042 U	-	0.042 U
Aroclor-1232 (PCB-1232)	mg/kg	-	0.04 U	-	0.042 U	-	0.042 U
Aroclor-1242 (PCB-1242)	mg/kg	-	0.04 U	-	0.042 U	-	0.042 U
Aroclor-1248 (PCB-1248)	mg/kg	-	0.04 U	-	0.042 U	-	0.042 U
Aroclor-1254 (PCB-1254)	mg/kg	-	0.04 U	-	0.042 U	-	0.042 U
Aroclor-1260 (PCB-1260)	mg/kg	-	0.04 U	-	0.042 U	-	0.042 U
Total PCBs	mg/kg	-	ND	-	ND	-	ND
Total Petroleum Hydrocarbons (TPH)							
Total Petroleum Hydrocarbons - Diesel	mg/kg	-	-	-	-	-	-
Total Petroleum Hydrocarbons - Gas	mg/kg	-	-	-	-	-	-
Total Petroleum Hydrocarbons - Oil	mg/kg	-	-	-	-	-	-
Total Petroleum Hydrocarbons	mg/kg	-	-	-	-	-	-
Total Petroleum Hydrocarbons - Purgeable (GRO)	mg/kg	-	-	-	-	-	-
Total Petroleum Hydrocarbons (C10-C20)	mg/kg	-	-	-	-	-	-
Total Petroleum Hydrocarbons (C20-C34)	mg/kg	-	-	-	-	-	-
Total Petroleum Hydrocarbons (C6-C10) GRO	mg/kg	-	-	-	-	-	-
Metals							
Aluminum	mg/kg	-	8690	-	11100	-	10100
Antimony	mg/kg	-	7.4 U	-	7.6 U	-	7.7 U
Arsenic	mg/kg	-	**9.6**[a]	-	3.4	-	**8.8**[a]
Barium	mg/kg	-	-	-	-	-	-
Beryllium	mg/kg	-	-	-	-	-	-
Cadmium	mg/kg	-	0.61 U	-	0.63 U	-	0.64 U
Calcium	mg/kg	-	-	-	-	-	-
Chromium	mg/kg	-	15.1	-	15.2	-	14.3
Chromium VI (hexavalent)	mg/kg	-	-	-	-	-	-
Cobalt	mg/kg	-	**8.3**[a]	-	6.3 U	-	**6.7**[a]
Copper	mg/kg	-	33.5	-	20.3	-	37.3
Iron	mg/kg	-	**17800**[a]	-	**15400**[a]	-	**17400**[a]
Lead	mg/kg	-	179	-	14.7	-	79.2
Magnesium	mg/kg	-	-	-	-	-	-
Manganese	mg/kg	-	**430**[a]	-	317	-	254
Mercury	mg/kg	-	0.28	-	0.13 U	-	0.13 U
Nickel	mg/kg	-	21.2	-	16.3	-	19.0
Potassium	mg/kg	-	1050	-	743	-	1020
Selenium	mg/kg	-	0.61 U	-	0.63 U	-	0.64 U
Silver	mg/kg	-	1.2 U	-	1.3 U	-	1.3 U
Sodium	mg/kg	-	613 U	-	632 U	-	643 U
Thallium	mg/kg	-	1.2 U	-	1.3 U	-	1.3 U
Vanadium	mg/kg	-	23.5	-	21.5	-	23.3
Zinc	mg/kg	-	194	-	63.5	-	108

APPENDIX G.1

SOIL QUALITY DATA
RFI REPORT
FORMER MANUAL TRANSMISSIONS OF MUNCIE FACILITY
MUNCIE, INDIANA

AOI		***AOI 31***	***AOI 31***	***AOI 31***	***AOI 31***	***AOI 31***	***AOI 31***
Sample Location		***A-2***	***A-2, B-2, B-3***	***B-1***	***D-1, E-1, F-1***	***D-2***	***D-2, E-2, F-2***
Sample Identification		***S-017324-111808-JP-029***	***S-017324-111808-JP-030***	***S-017324-111808-JP-027***	***S-017324-111808-JP-022***	***S-017324-111808-JP-023***	***S-017324-111808-JP-024***
Sample Date		***11/18/2008***	***11/18/2008***	***11/18/2008***	***11/18/2008***	***11/18/2008***	***11/18/2008***
Sample Depth		***(0-2) FT***	***(0-2) FT***	***(0-2) FT***	***(0-2) FT***	***(0-2) FT***	***(0-2) FT***
Sample Type	***Units***						
General Chemistry							
Carbonate (as CaCO3)	mg/kg	-	-	-	-	-	-
Chloride	mg/kg	-	-	-	-	-	-
Chloride	s.u.	-	-	-	-	-	-
Cyanide (total)	mg/kg	-	-	-	-	-	-
N-Hexane extractable material	mg/kg	-	-	-	-	-	-
Percent moisture	%	-	-	-	-	-	-
pH	s.u.	-	-	-	-	-	-
Saturated aliphatic hydrocarbons	mg/kg	-	-	-	-	-	-
Sulfate	mg/kg	-	-	-	-	-	-
Total solids	%	85.2	81.6	88.8	79.1	79.4	77.8

Notes
mg/kg - Milligrams per kilogram
"-" - No value
U - Not detected at the associated reporting limit
J - Estimated concentration
UJ - Not detected; associated reporting limit is estimated
R - Rejected
s.u. - Standard units
nc - No criteria
ND - Non Detect (calculation)
BOLD[abc] Concentration exceeds associated screening level
IDEM Appendix A: Screening Levels Remedation Closure Guide - March 25, 2014
a - Exceeds IDEM residential migration to ground water screening levels
b - Exceeds IDEM commercial/industrial direct contact screening levels
c - Exceeds IDEM excavation direct contact screening levels

APPENDIX G.1

SOIL QUALITY DATA
RFI REPORT
FORMER MANUAL TRANSMISSIONS OF MUNCIE FACILITY
MUNCIE, INDIANA

AOI		*AOI 31*	*AOI 31*	*AOI 31*	*AOI 31*	*AOI 31*	*AOI 31*
Sample Location		*D-3, E-3, F-3*	*E-3*	*F-1*	*G-1, H-1, I-1*	*G-1, H-1, I-1*	*G-2, H-2, I-2*
Sample Identification		*S-017324-111808-JP-026*	*S-017324-111808-JP-025*	*S-017324-111808-JP-021*	*S-017324-111808-JP-015*	*S-017324-111808-JP-016*	*S-017324-111808-JP-018*
Sample Date		*11/18/2008*	*11/18/2008*	*11/18/2008*	*11/18/2008*	*11/18/2008*	*11/18/2008*
Sample Depth		*(0-2) FT*	*(0-2) FT*	*(0-2) FT*	*(0-2) FT*	*(0-2) FT*	*(0-2) FT*
Sample Type	*Units*					*Duplicate*	
Volatile Organic Compounds (VOCs)							
Acetone	mg/kg	-	0.023 U	0.024	-	-	-
Benzene	mg/kg	-	0.0056 U	0.0053 U	-	-	-
Benzyl alcohol	mg/kg	-	-	-	-	-	-
Bromodichloromethane	mg/kg	-	0.0056 U	0.0053 U	-	-	-
Bromoform	mg/kg	-	0.0056 U	0.0053 U	-	-	-
Bromomethane (Methyl bromide)	mg/kg	-	0.0056 U	0.0053 U	-	-	-
2-Butanone (Methyl ethyl ketone) (MEK)	mg/kg	-	0.023 U	0.021 U	-	-	-
Carbon disulfide	mg/kg	-	0.0056 U	0.0053 U	-	-	-
Carbon tetrachloride	mg/kg	-	0.0056 U	0.0053 U	-	-	-
4-Chloroaniline	mg/kg	-	-	-	-	-	-
Chlorobenzene	mg/kg	-	0.0056 U	0.0053 U	-	-	-
Chloroethane	mg/kg	-	0.0056 U	0.0053 U	-	-	-
2-Chloroethyl vinyl ether	mg/kg	-	-	-	-	-	-
Chloroform (Trichloromethane)	mg/kg	-	0.0056 U	0.0053 U	-	-	-
Chloromethane (Methyl chloride)	mg/kg	-	0.0056 U	0.0053 U	-	-	-
Cyclohexane	mg/kg	-	0.011 U	0.011 U	-	-	-
Dibenzofuran	mg/kg	-	-	-	-	-	-
1,2-Dibromo-3-chloropropane (DBCP)	mg/kg	-	0.011 U	0.011 U	-	-	-
Dibromochloromethane	mg/kg	-	0.0056 U	0.0053 U	-	-	-
1,2-Dibromoethane (Ethylene dibromide)	mg/kg	-	0.0056 U	0.0053 U	-	-	-
1,2-Dichlorobenzene	mg/kg	-	0.0056 U	0.0053 U	-	-	-
1,3-Dichlorobenzene	mg/kg	-	0.0056 U	0.0053 U	-	-	-
1,4-Dichlorobenzene	mg/kg	-	0.0056 U	0.0053 U	-	-	-
Dichlorodifluoromethane (CFC-12)	mg/kg	-	0.0056 U	0.0053 U	-	-	-
Dichloroethane	mg/kg	-	-	-	-	-	-
1,1-Dichloroethane	mg/kg	-	0.0056 U	0.0053 U	-	-	-
1,2-Dichloroethane	mg/kg	-	0.0056 U	0.0053 U	-	-	-
Dichloroethene	mg/kg	-	-	-	-	-	-
1,2-Dichloroethene (total)	mg/kg	-	-	-	-	-	-
1,1-Dichloroethene	mg/kg	-	0.0056 U	0.0053 U	-	-	-
cis-1,2-Dichloroethene	mg/kg	-	0.0056 U	0.0053 U	-	-	-
trans-1,2-Dichloroethene	mg/kg	-	0.0056 U	0.0053 U	-	-	-
1,2-Dichloropropane	mg/kg	-	0.0056 U	0.0053 U	-	-	-
cis-1,3-Dichloropropene	mg/kg	-	0.0056 U	0.0053 U	-	-	-
trans-1,3-Dichloropropene	mg/kg	-	0.0056 U	0.0053 U	-	-	-
Ethylbenzene	mg/kg	-	0.0056 U	0.0053 U	-	-	-
2-Hexanone	mg/kg	-	0.023 U	0.021 U	-	-	-
Isopropyl benzene	mg/kg	-	0.0056 U	0.0053 U	-	-	-
Methyl acetate	mg/kg	-	0.011 U	0.011 U	-	-	-
Methyl cyclohexane	mg/kg	-	0.011 U	0.011 U	-	-	-
Methyl tert butyl ether (MTBE)	mg/kg	-	0.023 U	0.021 U	-	-	-
4-Methyl-2-pentanone (MIBK)	mg/kg	-	0.023 U	0.021 U	-	-	-
Methylene chloride	mg/kg	-	0.0056 U	0.013	-	-	-
Styrene	mg/kg	-	0.0056 U	0.0053 U	-	-	-
1,1,2,2-Tetrachloroethane	mg/kg	-	0.0056 U	0.0053 U	-	-	-
Tetrachloroethene	mg/kg	-	0.0056 U	0.0053 U	-	-	-

APPENDIX G.1

SOIL QUALITY DATA
RFI REPORT
FORMER MANUAL TRANSMISSIONS OF MUNCIE FACILITY
MUNCIE, INDIANA

AOI		*AOI 31*	*AOI 31*	*AOI 31*	*AOI 31*	*AOI 31*	*AOI 31*
Sample Location		*D-3, E-3, F-3*	*E-3*	*F-1*	*G-1, H-1, I-1*	*G-1, H-1, I-1*	*G-2, H-2, I-2*
Sample Identification		*S-017324-111808-JP-026*	*S-017324-111808-JP-025*	*S-017324-111808-JP-021*	*S-017324-111808-JP-015*	*S-017324-111808-JP-016*	*S-017324-111808-JP-018*
Sample Date		*11/18/2008*	*11/18/2008*	*11/18/2008*	*11/18/2008*	*11/18/2008*	*11/18/2008*
Sample Depth		*(0-2) FT*	*(0-2) FT*	*(0-2) FT*	*(0-2) FT*	*(0-2) FT*	*(0-2) FT*
Sample Type	*Units*					*Duplicate*	
VOCs (Continued)							
Toluene	mg/kg	-	0.0056 U	0.0053 U	-	-	-
1,2,4-Trichlorobenzene	mg/kg	-	0.0056 U	0.0053 U	-	-	-
Trichloroethane	mg/kg	-	-	-	-	-	-
1,1,1-Trichloroethane	mg/kg	-	0.0056 U	0.0053 U	-	-	-
1,1,2-Trichloroethane	mg/kg	-	0.0056 U	0.0053 U	-	-	-
Trichloroethene	mg/kg	-	0.0056 U	0.0053 U	-	-	-
Trichlorofluoromethane (CFC-11)	mg/kg	-	0.0056 U	0.0053 U	-	-	-
Trifluorotrichloroethane (Freon 113)	mg/kg	-	0.0056 U	0.0053 U	-	-	-
Vinyl acetate	mg/kg	-	-	-	-	-	-
Vinyl chloride	mg/kg	-	0.0056 U	0.0053 U	-	-	-
Xylenes (total)	mg/kg	-	0.011 U	0.011 U	-	-	-
Semi-Volatile Organic Compounds (SVOCs)							
Acenaphthene	mg/kg	0.45 U	-	-	0.44 U	0.42 U	0.44 U
Acenaphthylene	mg/kg	0.45 U	-	-	0.44 U	0.42 U	0.44 U
Acetophenone	mg/kg	0.09 U	-	-	0.089 U	0.085 U	0.088 U
Anthracene	mg/kg	0.45 U	-	-	0.44 U	0.42 U	0.44 U
Atrazine	mg/kg	0.45 U	-	-	0.44 U	0.42 U	0.44 U
Benzaldehyde	mg/kg	0.45 U	-	-	0.44 U	0.42 U	0.44 U
Benzo(a)anthracene	mg/kg	0.45 U	-	-	0.44 U	0.42 U	0.44 U
Benzo(a)pyrene	mg/kg	0.45 U	-	-	0.44 U	0.42 U	0.44 U
Benzo(b)fluoranthene	mg/kg	0.45 U	-	-	0.44 U	0.42 U	0.44 U
Benzo(g,h,i)perylene	mg/kg	0.45 U	-	-	0.44 U	0.42 U	0.44 U
Benzo(k)fluoranthene	mg/kg	0.45 U	-	-	0.44 U	0.42 U	0.44 U
Benzoic acid	mg/kg	-	-	-	-	-	-
Biphenyl (1,1-Biphenyl)	mg/kg	0.45 U	-	-	0.44 U	0.42 U	0.44 U
4-Bromophenyl phenyl ether	mg/kg	0.45 U	-	-	0.44 U	0.42 U	0.44 U
Butyl benzylphthalate (BBP)	mg/kg	0.45 U	-	-	0.44 U	0.42 U	0.44 U
Caprolactam	mg/kg	0.45 U	-	-	0.44 U	0.42 U	0.44 U
Carbazole	mg/kg	0.45 U	-	-	0.44 U	0.42 U	0.44 U
4-Chloro-3-methylphenol	mg/kg	0.45 U	-	-	0.44 U	0.42 U	0.44 U
4-Chloroaniline	mg/kg	0.45 U	-	-	0.44 U	0.42 U	0.44 U
bis(2-Chloroethoxy)methane	mg/kg	0.45 U	-	-	0.44 U	0.42 U	0.44 U
bis(2-Chloroethyl)ether	mg/kg	0.45 U	-	-	0.44 U	0.42 U	0.44 U
2-Chloronaphthalene	mg/kg	0.45 U	-	-	0.44 U	0.42 U	0.44 U
2-Chlorophenol	mg/kg	0.45 U	-	-	0.44 U	0.42 U	0.44 U
4-Chlorophenyl phenyl ether	mg/kg	0.45 U	-	-	0.44 U	0.42 U	0.44 U
Chrysene	mg/kg	0.45 U	-	-	0.44 U	0.42 U	0.44 U
Dibenz(a,h)anthracene	mg/kg	0.45 U	-	-	0.44 U	0.42 U	0.44 U
Dibenzofuran	mg/kg	0.45 U	-	-	0.44 U	0.42 U	0.44 U
1,2-Dichlorobenzene	mg/kg	-	-	-	-	-	-
1,3-Dichlorobenzene	mg/kg	-	-	-	-	-	-
1,4-Dichlorobenzene	mg/kg	-	-	-	-	-	-
3,3'-Dichlorobenzidine	mg/kg	2.2 U	-	-	2.1 U	2 U	2.1 U
2,4-Dichlorophenol	mg/kg	0.45 U	-	-	0.44 U	0.42 U	0.44 U
Diethyl phthalate	mg/kg	0.45 U	-	-	0.44 U	0.42 U	0.44 U

APPENDIX G.1

SOIL QUALITY DATA
RFI REPORT
FORMER MANUAL TRANSMISSIONS OF MUNCIE FACILITY
MUNCIE, INDIANA

AOI		*AOI 31*	*AOI 31*	*AOI 31*	*AOI 31*	*AOI 31*	*AOI 31*
Sample Location		*D-3, E-3, F-3*	*E-3*	*F-1*	*G-1, H-1, I-1*	*G-1, H-1, I-1*	*G-2, H-2, I-2*
Sample Identification		*S-017324-111808-JP-026*	*S-017324-111808-JP-025*	*S-017324-111808-JP-021*	*S-017324-111808-JP-015*	*S-017324-111808-JP-016*	*S-017324-111808-JP-018*
Sample Date		*11/18/2008*	*11/18/2008*	*11/18/2008*	*11/18/2008*	*11/18/2008*	*11/18/2008*
Sample Depth		*(0-2) FT*	*(0-2) FT*	*(0-2) FT*	*(0-2) FT*	*(0-2) FT*	*(0-2) FT*
Sample Type	*Units*					*Duplicate*	
SVOCs (Continued)							
Dimethyl phthalate	mg/kg	0.45 U	-	-	0.44 U	0.42 U	0.44 U
2,4-Dimethylphenol	mg/kg	0.45 U	-	-	0.44 U	0.42 U	0.44 U
Di-n-butylphthalate (DBP)	mg/kg	0.45 U	-	-	0.44 U	0.42 U	0.44 U
4,6-Dinitro-2-methylphenol	mg/kg	2.2 U	-	-	2.1 U	2 U	2.1 U
2,4-Dinitrophenol	mg/kg	2.2 U	-	-	2.1 U	2 U	2.1 U
2,4-Dinitrotoluene	mg/kg	0.45 U	-	-	0.44 U	0.42 U	0.44 U
2,6-Dinitrotoluene	mg/kg	0.45 U	-	-	0.44 U	0.42 U	0.44 U
Di-n-octyl phthalate (DnOP)	mg/kg	0.45 U	-	-	0.44 U	0.42 U	0.44 U
bis(2-Ethylhexyl)phthalate (DEHP)	mg/kg	0.45 U	-	-	0.44 U	0.42 U	0.44 U
Fluoranthene	mg/kg	0.45 U	-	-	0.44 U	0.42 U	0.44 U
Fluorene	mg/kg	0.45 U	-	-	0.44 U	0.42 U	0.44 U
Hexachlorobenzene	mg/kg	0.45 U	-	-	0.44 U	0.42 U	0.44 U
Hexachlorobutadiene	mg/kg	0.45 U	-	-	0.44 U	0.42 U	0.44 U
Hexachlorocyclopentadiene	mg/kg	2.2 U	-	-	2.1 U	2 U	2.1 U
Hexachloroethane	mg/kg	0.45 U	-	-	0.44 U	0.42 U	0.44 U
Indeno(1,2,3-cd)pyrene	mg/kg	0.45 U	-	-	0.44 U	0.42 U	0.44 U
Isophorone	mg/kg	0.45 U	-	-	0.44 U	0.42 U	0.44 U
2-Methylnaphthalene	mg/kg	0.45 U	-	-	0.44 U	0.42 U	0.44 U
2-Methylphenol	mg/kg	0.45 U	-	-	0.44 U	0.42 U	0.44 U
3&4-Methylphenol	mg/kg	-	-	-	-	-	-
4-Methylphenol	mg/kg	0.45 U	-	-	0.44 U	0.42 U	0.44 U
Naphthalene	mg/kg	0.45 U	-	-	0.44 U	0.42 U	0.44 U
2-Nitroaniline	mg/kg	2.2 U	-	-	2.1 U	2 U	2.1 U
3-Nitroaniline	mg/kg	2.2 U	-	-	2.1 U	2 U	2.1 U
4-Nitroaniline	mg/kg	2.2 U	-	-	2.1 U	2 U	2.1 U
Nitrobenzene	mg/kg	0.45 U	-	-	0.44 U	0.42 U	0.44 U
2-Nitrophenol	mg/kg	0.45 U	-	-	0.44 U	0.42 U	0.44 U
4-Nitrophenol	mg/kg	2.2 U	-	-	2.1 U	2 U	2.1 U
N-Nitrosodi-n-propylamine	mg/kg	0.45 U	-	-	0.44 U	0.42 U	0.44 U
N-Nitrosodiphenylamine	mg/kg	0.45 U	-	-	0.44 U	0.42 U	0.44 U
N-Nitrosodimethylamine	mg/kg	-	-	-	-	-	-
2,2'-Oxybis(1-chloropropane)	mg/kg	0.45 U	-	-	0.44 U	0.42 U	0.44 U
Pentachlorophenol	mg/kg	0.45 U	-	-	0.44 U	0.42 U	0.44 U
Phenanthrene	mg/kg	0.45 U	-	-	0.44 U	0.42 U	0.44 U
Phenol	mg/kg	0.45 U	-	-	0.44 U	0.42 U	0.44 U
Pyrene	mg/kg	0.45 U	-	-	0.44 U	0.42 U	0.44 U
1,2,4-Trichlorobenzene	mg/kg	-	-	-	-	-	-
2,4,5-Trichlorophenol	mg/kg	0.45 U	-	-	0.44 U	0.42 U	0.44 U
2,4,6-Trichlorophenol	mg/kg	0.45 U	-	-	0.44 U	0.42 U	0.44 U

APPENDIX G.1

SOIL QUALITY DATA
RFI REPORT
FORMER MANUAL TRANSMISSIONS OF MUNCIE FACILITY
MUNCIE, INDIANA

AOI		*AOI 31*	*AOI 31*	*AOI 31*	*AOI 31*	*AOI 31*	*AOI 31*
Sample Location		*D-3, E-3, F-3*	*E-3*	*F-1*	*G-1, H-1, I-1*	*G-1, H-1, I-1*	*G-2, H-2, I-2*
Sample Identification		*S-017324-111808-JP-026*	*S-017324-111808-JP-025*	*S-017324-111808-JP-021*	*S-017324-111808-JP-015*	*S-017324-111808-JP-016*	*S-017324-111808-JP-018*
Sample Date		*11/18/2008*	*11/18/2008*	*11/18/2008*	*11/18/2008*	*11/18/2008*	*11/18/2008*
Sample Depth		*(0-2) FT*	*(0-2) FT*	*(0-2) FT*	*(0-2) FT*	*(0-2) FT*	*(0-2) FT*
Sample Type	*Units*					*Duplicate*	
Polychlorinated Biphenyls (PCBs)							
Aroclor-1016 (PCB-1016)	mg/kg	0.045 U	-	-	0.44 U	0.42 U	0.044 U
Aroclor-1221 (PCB-1221)	mg/kg	0.045 U	-	-	0.44 U	0.42 U	0.044 U
Aroclor-1232 (PCB-1232)	mg/kg	0.045 U	-	-	0.44 U	0.42 U	0.044 U
Aroclor-1242 (PCB-1242)	mg/kg	0.045 U	-	-	0.44 U	0.42 U	0.044 U
Aroclor-1248 (PCB-1248)	mg/kg	0.045 U	-	-	0.44 U	0.42 U	0.044 U
Aroclor-1254 (PCB-1254)	mg/kg	0.045 U	-	-	0.44 U	0.42 U	0.044 U
Aroclor-1260 (PCB-1260)	mg/kg	0.045 U	-	-	0.44 U	0.42 U	0.044 U
Total PCBs	mg/kg	ND	-	-	ND	ND	ND
Total Petroleum Hydrocarbons (TPH)							
Total Petroleum Hydrocarbons - Diesel	mg/kg	-	-	-	-	-	-
Total Petroleum Hydrocarbons - Gas	mg/kg	-	-	-	-	-	-
Total Petroleum Hydrocarbons - Oil	mg/kg	-	-	-	-	-	-
Total Petroleum Hydrocarbons	mg/kg	-	-	-	-	-	-
Total Petroleum Hydrocarbons - Purgeable (GRO)	mg/kg	-	-	-	-	-	-
Total Petroleum Hydrocarbons (C10-C20)	mg/kg	-	-	-	-	-	-
Total Petroleum Hydrocarbons (C20-C34)	mg/kg	-	-	-	-	-	-
Total Petroleum Hydrocarbons (C6-C10) GRO	mg/kg	-	-	-	-	-	-
Metals							
Aluminum	mg/kg	4400	-	-	8640	7920	8760
Antimony	mg/kg	8.1 U	-	-	8.0 U	7.7 U	7.9 U
Arsenic	mg/kg	2.7	-	-	**9.1**[a]	**6.7**[a]	5.9
Barium	mg/kg	-	-	-	-	-	-
Beryllium	mg/kg	-	-	-	-	-	-
Cadmium	mg/kg	0.68 U	-	-	0.67 U	0.64 U	0.66 U
Calcium	mg/kg	-	-	-	-	-	-
Chromium	mg/kg	6.3	-	-	13.9	12.1	12.5
Chromium VI (hexavalent)	mg/kg	-	-	-	-	-	-
Cobalt	mg/kg	6.8 U	-	-	**7.6**[a]	**6.7**[a]	6.6 U
Copper	mg/kg	11.5	-	-	27.6	24.4	29.4
Iron	mg/kg	**8620**[a]	-	-	**18200**[a]	**16800**[a]	**16000**[a]
Lead	mg/kg	29.0	-	-	**504**[a]	215	65.6
Magnesium	mg/kg	-	-	-	-	-	-
Manganese	mg/kg	114	-	-	**493**[a]	327	227
Mercury	mg/kg	0.14 U	-	-	0.13 U	0.13 U	0.13 U
Nickel	mg/kg	7.6	-	-	20.0	17.1	16.8
Potassium	mg/kg	679 U	-	-	887	815	971
Selenium	mg/kg	0.68 U	-	-	0.67 U	0.64 U	0.66 U
Silver	mg/kg	1.4 U	-	-	1.3 U	1.3 U	1.3 U
Sodium	mg/kg	679 U	-	-	666 U	639 U	661 U
Thallium	mg/kg	1.4 U	-	-	1.3 U	1.3 U	1.3 U
Vanadium	mg/kg	12.3	-	-	23.6	20.3	20.5
Zinc	mg/kg	43.8	-	-	93.7	72.0	73.4

APPENDIX G.1

SOIL QUALITY DATA
RFI REPORT
FORMER MANUAL TRANSMISSIONS OF MUNCIE FACILITY
MUNCIE, INDIANA

AOI		***AOI 31***	***AOI 31***	***AOI 31***	***AOI 31***	***AOI 31***	***AOI 31***
Sample Location		***D-3, E-3, F-3***	***E-3***	***F-1***	***G-1, H-1, I-1***	***G-1, H-1, I-1***	***G-2, H-2, I-2***
Sample Identification		***S-017324-111808-JP-026***	***S-017324-111808-JP-025***	***S-017324-111808-JP-021***	***S-017324-111808-JP-015***	***S-017324-111808-JP-016***	***S-017324-111808-JP-018***
Sample Date		***11/18/2008***	***11/18/2008***	***11/18/2008***	***11/18/2008***	***11/18/2008***	***11/18/2008***
Sample Depth		***(0-2) FT***	***(0-2) FT***	***(0-2) FT***	***(0-2) FT***	***(0-2) FT***	***(0-2) FT***
Sample Type	***Units***					***Duplicate***	
General Chemistry							
Carbonate (as CaCO3)	mg/kg	-	-	-	-	-	-
Chloride	mg/kg	-	-	-	-	-	-
Chloride	s.u.	-	-	-	-	-	-
Cyanide (total)	mg/kg	-	-	-	-	-	-
N-Hexane extractable material	mg/kg	-	-	-	-	-	-
Percent moisture	%	-	-	-	-	-	-
pH	s.u.	-	-	-	-	-	-
Saturated aliphatic hydrocarbons	mg/kg	-	-	-	-	-	-
Sulfate	mg/kg	-	-	-	-	-	-
Total solids	%	73.7	77.1	80.7	75.0	78.2	75.6

Notes

mg/kg - Milligrams per kilogram
"-" - No value
U - Not detected at the associated reporting limit
J - Estimated concentration
UJ - Not detected; associated reporting limit is estimated
R - Rejected
s.u. - Standard units
nc - No criteria
ND - Non Detect (calculation)
BOLD[abc] Concentration exceeds associated screening level
IDEM Appendix A: Screening Levels Remedation Closure Guide - March 25, 2014
a - Exceeds IDEM residential migration to ground water screening levels
b - Exceeds IDEM commercial/industrial direct contact screening levels
c - Exceeds IDEM excavation direct contact screening levels

APPENDIX G.1

SOIL QUALITY DATA
RFI REPORT
FORMER MANUAL TRANSMISSIONS OF MUNCIE FACILITY
MUNCIE, INDIANA

AOI		*AOI 31*	*AOI 31*	*AOI 31*	*AOI 31*	*AOI 31*	*AOI 31*
Sample Location		*G-3, H-3, I-3*	*H-1*	*H-1*	*J-3, K-3, L-3, M-3*	*K-3*	*L-3*
Sample Identification		*S-017324-111808-JP-020*	*S-017324-111808-JP-013*	*S-017324-111808-JP-014*	*S-017324-111808-JP-012*	*S-017324-111808-JP-011*	*S-017324-111808-JP-010*
Sample Date		*11/18/2008*	*11/18/2008*	*11/18/2008*	*11/18/2008*	*11/18/2008*	*11/18/2008*
Sample Depth		*(0-2) FT*	*(0-2) FT*	*(0-2) FT*	*(0-2) FT*	*(0-2) FT*	*(0-2) FT*
Sample Type	*Units*			*Duplicate*			
Volatile Organic Compounds (VOCs)							
Acetone	mg/kg	-	0.023 U	0.024 U	-	0.023 U	0.022 U
Benzene	mg/kg	-	0.0058 U	0.006 U	-	0.0057 U	0.0056 U
Benzyl alcohol	mg/kg	-	-	-	-	-	-
Bromodichloromethane	mg/kg	-	0.0058 U	0.006 U	-	0.0057 U	0.0056 U
Bromoform	mg/kg	-	0.0058 U	0.006 U	-	0.0057 U	0.0056 U
Bromomethane (Methyl bromide)	mg/kg	-	0.0058 U	0.006 U	-	0.0057 U	0.0056 U
2-Butanone (Methyl ethyl ketone) (MEK)	mg/kg	-	0.023 U	0.024 U	-	0.023 U	0.022 U
Carbon disulfide	mg/kg	-	0.0058 U	0.006 U	-	0.0057 U	0.0056 U
Carbon tetrachloride	mg/kg	-	0.0058 U	0.006 U	-	0.0057 U	0.0056 U
4-Chloroaniline	mg/kg	-	-	-	-	-	-
Chlorobenzene	mg/kg	-	0.0058 U	0.006 U	-	0.0057 U	0.0056 U
Chloroethane	mg/kg	-	0.0058 U	0.006 U	-	0.0057 U	0.0056 U
2-Chloroethyl vinyl ether	mg/kg	-	-	-	-	-	-
Chloroform (Trichloromethane)	mg/kg	-	0.0058 U	0.006 U	-	0.0057 U	0.0056 U
Chloromethane (Methyl chloride)	mg/kg	-	0.0058 U	0.006 U	-	0.0057 U	0.0056 U
Cyclohexane	mg/kg	-	0.012 U	0.012 U	-	0.011 U	0.011 U
Dibenzofuran	mg/kg	-	-	-	-	-	-
1,2-Dibromo-3-chloropropane (DBCP)	mg/kg	-	0.012 U	0.012 U	-	0.011 U	0.011 U
Dibromochloromethane	mg/kg	-	0.0058 U	0.006 U	-	0.0057 U	0.0056 U
1,2-Dibromoethane (Ethylene dibromide)	mg/kg	-	0.0058 U	0.006 U	-	0.0057 U	0.0056 U
1,2-Dichlorobenzene	mg/kg	-	0.0058 U	0.006 U	-	0.0057 U	0.0056 U
1,3-Dichlorobenzene	mg/kg	-	0.0058 U	0.006 U	-	0.0057 U	0.0056 U
1,4-Dichlorobenzene	mg/kg	-	0.0058 U	0.006 U	-	0.0057 U	0.0056 U
Dichlorodifluoromethane (CFC-12)	mg/kg	-	0.0058 U	0.006 U	-	0.0057 U	0.0056 U
Dichloroethane	mg/kg	-	-	-	-	-	-
1,1-Dichloroethane	mg/kg	-	0.0058 U	0.006 U	-	0.0057 U	0.0056 U
1,2-Dichloroethane	mg/kg	-	0.0058 U	0.006 U	-	0.0057 U	0.0056 U
Dichloroethene	mg/kg	-	-	-	-	-	-
1,2-Dichloroethene (total)	mg/kg	-	-	-	-	-	-
1,1-Dichloroethene	mg/kg	-	0.0058 U	0.006 U	-	0.0057 U	0.0056 U
cis-1,2-Dichloroethene	mg/kg	-	0.0058 U	0.006 U	-	0.0057 U	0.0056 U
trans-1,2-Dichloroethene	mg/kg	-	0.0058 U	0.006 U	-	0.0057 U	0.0056 U
1,2-Dichloropropane	mg/kg	-	0.0058 U	0.006 U	-	0.0057 U	0.0056 U
cis-1,3-Dichloropropene	mg/kg	-	0.0058 U	0.006 U	-	0.0057 U	0.0056 U
trans-1,3-Dichloropropene	mg/kg	-	0.0058 U	0.006 U	-	0.0057 U	0.0056 U
Ethylbenzene	mg/kg	-	0.0058 U	0.006 U	-	0.0057 U	0.0056 U
2-Hexanone	mg/kg	-	0.023 U	0.024 U	-	0.023 U	0.022 U
Isopropyl benzene	mg/kg	-	0.0058 U	0.006 U	-	0.0057 U	0.0056 U
Methyl acetate	mg/kg	-	0.012 U	0.012 U	-	0.011 U	0.011 U
Methyl cyclohexane	mg/kg	-	0.012 U	0.012 U	-	0.011 U	0.011 U
Methyl tert butyl ether (MTBE)	mg/kg	-	0.023 U	0.024 U	-	0.023 U	0.022 U
4-Methyl-2-pentanone (MIBK)	mg/kg	-	0.023 U	0.024 U	-	0.023 U	0.022 U
Methylene chloride	mg/kg	-	0.0058 U	0.006 U	-	0.0057 U	0.0056 U
Styrene	mg/kg	-	0.0058 U	0.006 U	-	0.0057 U	0.0056 U
1,1,2,2-Tetrachloroethane	mg/kg	-	0.0058 U	0.006 U	-	0.0057 U	0.0056 U
Tetrachloroethene	mg/kg	-	0.0058 U	0.006 U	-	0.0057 U	0.0056 U

APPENDIX G.1

SOIL QUALITY DATA
RFI REPORT
FORMER MANUAL TRANSMISSIONS OF MUNCIE FACILITY
MUNCIE, INDIANA

AOI		*AOI 31*	*AOI 31*	*AOI 31*	*AOI 31*	*AOI 31*	*AOI 31*
Sample Location		*G-3, H-3, I-3*	*H-1*	*H-1*	*J-3, K-3, L-3, M-3*	*K-3*	*L-3*
Sample Identification		*S-017324-111808-JP-020*	*S-017324-111808-JP-013*	*S-017324-111808-JP-014*	*S-017324-111808-JP-012*	*S-017324-111808-JP-011*	*S-017324-111808-JP-010*
Sample Date		*11/18/2008*	*11/18/2008*	*11/18/2008*	*11/18/2008*	*11/18/2008*	*11/18/2008*
Sample Depth		*(0-2) FT*	*(0-2) FT*	*(0-2) FT*	*(0-2) FT*	*(0-2) FT*	*(0-2) FT*
Sample Type	*Units*			*Duplicate*			
VOCs (Continued)							
Toluene	mg/kg	-	0.0058 U	0.006 U	-	0.0057 U	0.0056 U
1,2,4-Trichlorobenzene	mg/kg	-	0.0058 U	0.006 U	-	0.0057 U	0.0056 U
Trichloroethane	mg/kg	-	-	-	-	-	-
1,1,1-Trichloroethane	mg/kg	-	0.0058 U	0.006 U	-	0.0057 U	0.0056 U
1,1,2-Trichloroethane	mg/kg	-	0.0058 U	0.006 U	-	0.0057 U	0.0056 U
Trichloroethene	mg/kg	-	0.0058 U	0.006 U	-	0.0057 U	0.0056 U
Trichlorofluoromethane (CFC-11)	mg/kg	-	0.0058 U	0.006 U	-	0.0057 U	0.0056 U
Trifluorotrichloroethane (Freon 113)	mg/kg	-	0.0058 U	0.006 U	-	0.0057 U	0.0056 U
Vinyl acetate	mg/kg	-	-	-	-	-	-
Vinyl chloride	mg/kg	-	0.0058 U	0.006 U	-	0.0057 U	0.0056 U
Xylenes (total)	mg/kg	-	0.012 U	0.012 U	-	0.011 U	0.011 U
Semi-Volatile Organic Compounds (SVOCs)							
Acenaphthene	mg/kg	0.41 U	-	-	2 U	-	-
Acenaphthylene	mg/kg	0.41 U	-	-	2 U	-	-
Acetophenone	mg/kg	0.083 U	-	-	0.4 U	-	-
Anthracene	mg/kg	0.41 U	-	-	2 U	-	-
Atrazine	mg/kg	0.41 U	-	-	2 U	-	-
Benzaldehyde	mg/kg	0.41 U	-	-	2 U	-	-
Benzo(a)anthracene	mg/kg	0.41 U	-	-	2	-	-
Benzo(a)pyrene	mg/kg	0.41 U	-	-	2 U	-	-
Benzo(b)fluoranthene	mg/kg	0.41 U	-	-	2 U	-	-
Benzo(g,h,i)perylene	mg/kg	0.41 U	-	-	2 U	-	-
Benzo(k)fluoranthene	mg/kg	0.41 U	-	-	2 U	-	-
Benzoic acid	mg/kg	-	-	-	-	-	-
Biphenyl (1,1-Biphenyl)	mg/kg	0.41 U	-	-	2 U	-	-
4-Bromophenyl phenyl ether	mg/kg	0.41 U	-	-	2 U	-	-
Butyl benzylphthalate (BBP)	mg/kg	0.41 U	-	-	2 U	-	-
Caprolactam	mg/kg	0.41 U	-	-	2 U	-	-
Carbazole	mg/kg	0.41 U	-	-	2 U	-	-
4-Chloro-3-methylphenol	mg/kg	0.41 U	-	-	2 U	-	-
4-Chloroaniline	mg/kg	0.41 U	-	-	2 U	-	-
bis(2-Chloroethoxy)methane	mg/kg	0.41 U	-	-	2 U	-	-
bis(2-Chloroethyl)ether	mg/kg	0.41 U	-	-	2 U	-	-
2-Chloronaphthalene	mg/kg	0.41 U	-	-	2 U	-	-
2-Chlorophenol	mg/kg	0.41 U	-	-	2 U	-	-
4-Chlorophenyl phenyl ether	mg/kg	0.41 U	-	-	2 U	-	-
Chrysene	mg/kg	0.41 U	-	-	2.2	-	-
Dibenz(a,h)anthracene	mg/kg	0.41 U	-	-	2 U	-	-
Dibenzofuran	mg/kg	0.41 U	-	-	2 U	-	-
1,2-Dichlorobenzene	mg/kg	-	-	-	-	-	-
1,3-Dichlorobenzene	mg/kg	-	-	-	-	-	-
1,4-Dichlorobenzene	mg/kg	-	-	-	-	-	-
3,3'-Dichlorobenzidine	mg/kg	2 U	-	-	9.6 U	-	-
2,4-Dichlorophenol	mg/kg	0.41 U	-	-	2 U	-	-
Diethyl phthalate	mg/kg	0.41 U	-	-	2 U	-	-

APPENDIX G.1

SOIL QUALITY DATA
RFI REPORT
FORMER MANUAL TRANSMISSIONS OF MUNCIE FACILITY
MUNCIE, INDIANA

AOI		*AOI 31*	*AOI 31*	*AOI 31*	*AOI 31*	*AOI 31*	*AOI 31*
Sample Location		*G-3, H-3, I-3*	*H-1*	*H-1*	*J-3, K-3, L-3, M-3*	*K-3*	*L-3*
Sample Identification		*S-017324-111808-JP-020*	*S-017324-111808-JP-013*	*S-017324-111808-JP-014*	*S-017324-111808-JP-012*	*S-017324-111808-JP-011*	*S-017324-111808-JP-010*
Sample Date		*11/18/2008*	*11/18/2008*	*11/18/2008*	*11/18/2008*	*11/18/2008*	*11/18/2008*
Sample Depth		*(0-2) FT*	*(0-2) FT*	*(0-2) FT*	*(0-2) FT*	*(0-2) FT*	*(0-2) FT*
Sample Type	*Units*			*Duplicate*			
SVOCs (Continued)							
Dimethyl phthalate	mg/kg	0.41 U	-	-	2 U	-	-
2,4-Dimethylphenol	mg/kg	0.41 U	-	-	2 U	-	-
Di-n-butylphthalate (DBP)	mg/kg	0.41 U	-	-	2 U	-	-
4,6-Dinitro-2-methylphenol	mg/kg	2 U	-	-	9.6 U	-	-
2,4-Dinitrophenol	mg/kg	2 U	-	-	9.6 U	-	-
2,4-Dinitrotoluene	mg/kg	0.41 U	-	-	2 U	-	-
2,6-Dinitrotoluene	mg/kg	0.41 U	-	-	2 U	-	-
Di-n-octyl phthalate (DnOP)	mg/kg	0.41 U	-	-	2 U	-	-
bis(2-Ethylhexyl)phthalate (DEHP)	mg/kg	0.41 U	-	-	2 U	-	-
Fluoranthene	mg/kg	0.41 U	-	-	4.3	-	-
Fluorene	mg/kg	0.41 U	-	-	2 U	-	-
Hexachlorobenzene	mg/kg	0.41 U	-	-	2 U	-	-
Hexachlorobutadiene	mg/kg	0.41 U	-	-	2 U	-	-
Hexachlorocyclopentadiene	mg/kg	2 U	-	-	9.6 U	-	-
Hexachloroethane	mg/kg	0.41 U	-	-	2 U	-	-
Indeno(1,2,3-cd)pyrene	mg/kg	0.41 U	-	-	2 U	-	-
Isophorone	mg/kg	0.41 U	-	-	2 U	-	-
2-Methylnaphthalene	mg/kg	0.41 U	-	-	2 U	-	-
2-Methylphenol	mg/kg	0.41 U	-	-	2 U	-	-
3&4-Methylphenol	mg/kg	-	-	-	-	-	-
4-Methylphenol	mg/kg	0.41 U	-	-	2 U	-	-
Naphthalene	mg/kg	0.41 U	-	-	2 U	-	-
2-Nitroaniline	mg/kg	2 U	-	-	9.6 U	-	-
3-Nitroaniline	mg/kg	2 U	-	-	9.6 U	-	-
4-Nitroaniline	mg/kg	2 U	-	-	9.6 U	-	-
Nitrobenzene	mg/kg	0.41 U	-	-	2 U	-	-
2-Nitrophenol	mg/kg	0.41 U	-	-	2 U	-	-
4-Nitrophenol	mg/kg	2 U	-	-	9.6 U	-	-
N-Nitrosodi-n-propylamine	mg/kg	0.41 U	-	-	2 U	-	-
N-Nitrosodiphenylamine	mg/kg	0.41 U	-	-	2 U	-	-
N-Nitrosodimethylamine	mg/kg	-	-	-	-	-	-
2,2'-Oxybis(1-chloropropane)	mg/kg	0.41 U	-	-	2 U	-	-
Pentachlorophenol	mg/kg	0.41 U	-	-	2 U	-	-
Phenanthrene	mg/kg	0.41 U	-	-	2.1	-	-
Phenol	mg/kg	0.41 U	-	-	2 U	-	-
Pyrene	mg/kg	0.41 U	-	-	3.7	-	-
1,2,4-Trichlorobenzene	mg/kg	-	-	-	-	-	-
2,4,5-Trichlorophenol	mg/kg	0.41 U	-	-	2 U	-	-
2,4,6-Trichlorophenol	mg/kg	0.41 U	-	-	2 U	-	-

APPENDIX G.1

SOIL QUALITY DATA
RFI REPORT
FORMER MANUAL TRANSMISSIONS OF MUNCIE FACILITY
MUNCIE, INDIANA

AOI		*AOI 31*	*AOI 31*	*AOI 31*	*AOI 31*	*AOI 31*	*AOI 31*
Sample Location		*G-3, H-3, I-3*	*H-1*	*H-1*	*J-3, K-3, L-3, M-3*	*K-3*	*L-3*
Sample Identification		*S-017324-111808-JP-020*	*S-017324-111808-JP-013*	*S-017324-111808-JP-014*	*S-017324-111808-JP-012*	*S-017324-111808-JP-011*	*S-017324-111808-JP-010*
Sample Date		*11/18/2008*	*11/18/2008*	*11/18/2008*	*11/18/2008*	*11/18/2008*	*11/18/2008*
Sample Depth		*(0-2) FT*	*(0-2) FT*	*(0-2) FT*	*(0-2) FT*	*(0-2) FT*	*(0-2) FT*
Sample Type	*Units*			*Duplicate*			
Polychlorinated Biphenyls (PCBs)							
Aroclor-1016 (PCB-1016)	mg/kg	0.041 U	-	-	0.039 U	-	-
Aroclor-1221 (PCB-1221)	mg/kg	0.041 U	-	-	0.039 U	-	-
Aroclor-1232 (PCB-1232)	mg/kg	0.041 U	-	-	0.039 U	-	-
Aroclor-1242 (PCB-1242)	mg/kg	0.041 U	-	-	0.039 U	-	-
Aroclor-1248 (PCB-1248)	mg/kg	0.041 U	-	-	0.18	-	-
Aroclor-1254 (PCB-1254)	mg/kg	0.041 U	-	-	0.039 U	-	-
Aroclor-1260 (PCB-1260)	mg/kg	0.041 U	-	-	0.073	-	-
Total PCBs	mg/kg	ND	-	-	0.253	-	-
Total Petroleum Hydrocarbons (TPH)							
Total Petroleum Hydrocarbons - Diesel	mg/kg	-	-	-	-	-	-
Total Petroleum Hydrocarbons - Gas	mg/kg	-	-	-	-	-	-
Total Petroleum Hydrocarbons - Oil	mg/kg	-	-	-	-	-	-
Total Petroleum Hydrocarbons	mg/kg	-	-	-	-	-	-
Total Petroleum Hydrocarbons - Purgeable (GRO)	mg/kg	-	-	-	-	-	-
Total Petroleum Hydrocarbons (C10-C20)	mg/kg	-	-	-	-	-	-
Total Petroleum Hydrocarbons (C20-C34)	mg/kg	-	-	-	-	-	-
Total Petroleum Hydrocarbons (C6-C10) GRO	mg/kg	-	-	-	-	-	-
Metals							
Aluminum	mg/kg	8850	-	-	3760	-	-
Antimony	mg/kg	7.4 U	-	-	7.2 UJ	-	-
Arsenic	mg/kg	5.3	-	-	**20.4**[a]	-	-
Barium	mg/kg	-	-	-	-	-	-
Beryllium	mg/kg	-	-	-	-	-	-
Cadmium	mg/kg	0.62 U	-	-	1.3	-	-
Calcium	mg/kg	-	-	-	-	-	-
Chromium	mg/kg	11.8	-	-	91.5 J	-	-
Chromium VI (hexavalent)	mg/kg	-	-	-	-	-	-
Cobalt	mg/kg	6.2 U	-	-	**10.2**[a]	-	-
Copper	mg/kg	8.5	-	-	232	-	-
Iron	mg/kg	**14100**[a]	-	-	**68400**[a]	-	-
Lead	mg/kg	15.3	-	-	**1290**[abc]	-	-
Magnesium	mg/kg	-	-	-	-	-	-
Manganese	mg/kg	269	-	-	366	-	-
Mercury	mg/kg	0.12 U	-	-	0.62 J	-	-
Nickel	mg/kg	10.2	-	-	43.3	-	-
Potassium	mg/kg	620 U	-	-	597 U	-	-
Selenium	mg/kg	0.62 U	-	-	0.60 U	-	-
Silver	mg/kg	1.2 U	-	-	1.2 U	-	-
Sodium	mg/kg	620 U	-	-	597 U	-	-
Thallium	mg/kg	1.2 U	-	-	2.1	-	-
Vanadium	mg/kg	21.1	-	-	18.8	-	-
Zinc	mg/kg	43.0	-	-	588	-	-

APPENDIX G.1

SOIL QUALITY DATA
RFI REPORT
FORMER MANUAL TRANSMISSIONS OF MUNCIE FACILITY
MUNCIE, INDIANA

AOI		***AOI 31***	***AOI 31***	***AOI 31***	***AOI 31***	***AOI 31***	***AOI 31***
Sample Location		***G-3, H-3, I-3***	***H-1***	***H-1***	***J-3, K-3, L-3, M-3***	***K-3***	***L-3***
Sample Identification		***S-017324-111808-JP-020***	***S-017324-111808-JP-013***	***S-017324-111808-JP-014***	***S-017324-111808-JP-012***	***S-017324-111808-JP-011***	***S-017324-111808-JP-010***
Sample Date		***11/18/2008***	***11/18/2008***	***11/18/2008***	***11/18/2008***	***11/18/2008***	***11/18/2008***
Sample Depth		***(0-2) FT***	***(0-2) FT***	***(0-2) FT***	***(0-2) FT***	***(0-2) FT***	***(0-2) FT***
Sample Type	***Units***			***Duplicate***			
General Chemistry							
Carbonate (as CaCO3)	mg/kg	-	-	-	-	-	-
Chloride	mg/kg	-	-	-	-	-	-
Chloride	s.u.	-	-	-	-	-	-
Cyanide (total)	mg/kg	-	-	-	-	-	-
N-Hexane extractable material	mg/kg	-	-	-	-	-	-
Percent moisture	%	-	-	-	-	-	-
pH	s.u.	-	-	-	-	-	-
Saturated aliphatic hydrocarbons	mg/kg	-	-	-	-	-	-
Sulfate	mg/kg	-	-	-	-	-	-
Total solids	%	80.6	76.9	75.5	83.7	83.0	81.4

Notes
mg/kg - Milligrams per kilogram
"-" - No value
U - Not detected at the associated reporting limit
J - Estimated concentration
UJ - Not detected; associated reporting limit is estimated
R - Rejected
s.u. - Standard units
nc - No criteria
ND - Non Detect (calculation)
BOLD[abc] Concentration exceeds associated screening level
IDEM Appendix A: Screening Levels Remedation Closure Guide - March 25, 2014
a - Exceeds IDEM residential migration to ground water screening levels
b - Exceeds IDEM commercial/industrial direct contact screening levels
c - Exceeds IDEM excavation direct contact screening levels

APPENDIX G.1

SOIL QUALITY DATA
RFI REPORT
FORMER MANUAL TRANSMISSIONS OF MUNCIE FACILITY
MUNCIE, INDIANA

AOI		*AOI 31*	*AOI 31*	*AOI 31*	*AOI 31*	*AOI 31*	*AOI 31*
Sample Location		*M-3*	*AA-1,AA-2,AA-3,AA-4*	*AA-4*	*EE-1,EE-2,FF-1,FF-2*	*EE-2*	*EE-3,EE-4,EE-5,EE-6*
Sample Identification		*S-017324-111808-JP-009*	*S-017324-111908-NH-020*	*S-017324-111908-NH-019*	*S-017324-111908-JP-048*	*S-017324-111908-JP-047*	*S-017324-111908-JP-050*
Sample Date		*11/18/2008*	*11/19/2008*	*11/19/2008*	*11/19/2008*	*11/19/2008*	*11/19/2008*
Sample Depth		*(0-2) FT*	*(0-2) FT*	*(0-2) FT*	*(0-2) FT*	*(0-2) FT*	*(0-2) FT*
Sample Type	*Units*						
Volatile Organic Compounds (VOCs)							
Acetone	mg/kg	0.024 U	-	0.022 U	-	0.018 U	-
Benzene	mg/kg	0.0059 U	-	0.0056 U	-	0.0045 U	-
Benzyl alcohol	mg/kg	-	-	-	-	-	-
Bromodichloromethane	mg/kg	0.0059 U	-	0.0056 U	-	0.0045 U	-
Bromoform	mg/kg	0.0059 U	-	0.0056 U	-	0.0045 U	-
Bromomethane (Methyl bromide)	mg/kg	0.0059 U	-	0.0056 U	-	0.0045 U	-
2-Butanone (Methyl ethyl ketone) (MEK)	mg/kg	0.024 U	-	0.022 U	-	0.018 U	-
Carbon disulfide	mg/kg	0.0059 U	-	0.0056 U	-	0.0045 U	-
Carbon tetrachloride	mg/kg	0.0059 U	-	0.0056 U	-	0.0045 U	-
4-Chloroaniline	mg/kg	-	-	-	-	-	-
Chlorobenzene	mg/kg	0.0059 U	-	0.0056 U	-	0.0045 U	-
Chloroethane	mg/kg	0.0059 U	-	0.0056 U	-	0.0045 U	-
2-Chloroethyl vinyl ether	mg/kg	-	-	-	-	-	-
Chloroform (Trichloromethane)	mg/kg	0.0059 U	-	0.0056 U	-	0.0045 U	-
Chloromethane (Methyl chloride)	mg/kg	0.0059 U	-	0.0056 U	-	0.0045 U	-
Cyclohexane	mg/kg	0.012 U	-	0.011 U	-	0.0089 U	-
Dibenzofuran	mg/kg	-	-	-	-	-	-
1,2-Dibromo-3-chloropropane (DBCP)	mg/kg	0.012 U	-	0.011 U	-	0.0089 U	-
Dibromochloromethane	mg/kg	0.0059 U	-	0.0056 U	-	0.0045 U	-
1,2-Dibromoethane (Ethylene dibromide)	mg/kg	0.0059 U	-	0.0056 U	-	0.0045 U	-
1,2-Dichlorobenzene	mg/kg	0.0059 U	-	0.0056 U	-	0.0045 U	-
1,3-Dichlorobenzene	mg/kg	0.0059 U	-	0.0056 U	-	0.0045 U	-
1,4-Dichlorobenzene	mg/kg	0.0059 U	-	0.0056 U	-	0.0045 U	-
Dichlorodifluoromethane (CFC-12)	mg/kg	0.0059 U	-	0.0056 U	-	0.0045 U	-
Dichloroethane	mg/kg	-	-	-	-	-	-
1,1-Dichloroethane	mg/kg	0.0059 U	-	0.0056 U	-	0.0045 U	-
1,2-Dichloroethane	mg/kg	0.0059 U	-	0.0056 U	-	0.0045 U	-
Dichloroethene	mg/kg	-	-	-	-	-	-
1,2-Dichloroethene (total)	mg/kg	-	-	-	-	-	-
1,1-Dichloroethene	mg/kg	0.0059 U	-	0.0056 U	-	0.0045 U	-
cis-1,2-Dichloroethene	mg/kg	0.0059 U	-	0.0056 U	-	0.0045 U	-
trans-1,2-Dichloroethene	mg/kg	0.0059 U	-	0.0056 U	-	0.0045 U	-
1,2-Dichloropropane	mg/kg	0.0059 U	-	0.0056 U	-	0.0045 U	-
cis-1,3-Dichloropropene	mg/kg	0.0059 U	-	0.0056 U	-	0.0045 U	-
trans-1,3-Dichloropropene	mg/kg	0.0059 U	-	0.0056 U	-	0.0045 U	-
Ethylbenzene	mg/kg	0.0059 U	-	0.0056 U	-	0.0045 U	-
2-Hexanone	mg/kg	0.024 U	-	0.022 U	-	0.018 U	-
Isopropyl benzene	mg/kg	0.0059 U	-	0.0056 U	-	0.0045 U	-
Methyl acetate	mg/kg	0.012 U	-	0.011 U	-	0.0089 U	-
Methyl cyclohexane	mg/kg	0.012 U	-	0.011 U	-	0.0089 U	-
Methyl tert butyl ether (MTBE)	mg/kg	0.024 U	-	0.022 U	-	0.018 U	-
4-Methyl-2-pentanone (MIBK)	mg/kg	0.024 U	-	0.022 U	-	0.018 U	-
Methylene chloride	mg/kg	0.0059 U	-	0.013	-	0.0075	-
Styrene	mg/kg	0.0059 U	-	0.0056 U	-	0.0045 U	-
1,1,2,2-Tetrachloroethane	mg/kg	0.0059 U	-	0.0056 U	-	0.0045 U	-
Tetrachloroethene	mg/kg	0.0059 U	-	0.0056 U	-	0.0045 U	-

APPENDIX G.1

SOIL QUALITY DATA
RFI REPORT
FORMER MANUAL TRANSMISSIONS OF MUNCIE FACILITY
MUNCIE, INDIANA

AOI		*AOI 31*	*AOI 31*	*AOI 31*	*AOI 31*	*AOI 31*	*AOI 31*
Sample Location		*M-3*	*AA-1,AA-2,AA-3,AA-4*	*AA-4*	*EE-1,EE-2,FF-1,FF-2*	*EE-2*	*EE-3,EE-4,EE-5,EE-6*
Sample Identification		*S-017324-111808-JP-009*	*S-017324-111908-NH-020*	*S-017324-111908-NH-019*	*S-017324-111908-JP-048*	*S-017324-111908-JP-047*	*S-017324-111908-JP-050*
Sample Date		*11/18/2008*	*11/19/2008*	*11/19/2008*	*11/19/2008*	*11/19/2008*	*11/19/2008*
Sample Depth		*(0-2) FT*	*(0-2) FT*	*(0-2) FT*	*(0-2) FT*	*(0-2) FT*	*(0-2) FT*
Sample Type	*Units*						
VOCs (Continued)							
Toluene	mg/kg	0.0059 U	-	0.0056 U	-	0.0045 U	-
1,2,4-Trichlorobenzene	mg/kg	0.0059 U	-	0.0056 U	-	0.0045 U	-
Trichloroethane	mg/kg	-	-	-	-	-	-
1,1,1-Trichloroethane	mg/kg	0.0059 U	-	0.0056 U	-	0.0045 U	-
1,1,2-Trichloroethane	mg/kg	0.0059 U	-	0.0056 U	-	0.0045 U	-
Trichloroethene	mg/kg	0.0059 U	-	0.0056 U	-	0.0045 U	-
Trichlorofluoromethane (CFC-11)	mg/kg	0.0059 U	-	0.0056 U	-	0.0045 U	-
Trifluorotrichloroethane (Freon 113)	mg/kg	0.0059 U	-	0.0056 U	-	0.0045 U	-
Vinyl acetate	mg/kg	-	-	-	-	-	-
Vinyl chloride	mg/kg	0.0059 U	-	0.0056 U	-	0.0045 U	-
Xylenes (total)	mg/kg	0.012 U	-	0.011 U	-	0.0089 U	-
Semi-Volatile Organic Compounds (SVOCs)							
Acenaphthene	mg/kg	-	0.41 U	-	0.41 U	-	0.41 U
Acenaphthylene	mg/kg	-	0.41 U	-	0.41 U	-	0.41 U
Acetophenone	mg/kg	-	0.083 U	-	0.084 U	-	0.084 U
Anthracene	mg/kg	-	0.41 U	-	0.41 U	-	0.41 U
Atrazine	mg/kg	-	0.41 U	-	0.41 U	-	0.41 U
Benzaldehyde	mg/kg	-	0.41 U	-	0.41 U	-	0.41 U
Benzo(a)anthracene	mg/kg	-	0.41 U	-	0.41 U	-	0.41 U
Benzo(a)pyrene	mg/kg	-	0.41 U	-	0.41 U	-	0.41 U
Benzo(b)fluoranthene	mg/kg	-	0.41 U	-	0.41 U	-	0.41 U
Benzo(g,h,i)perylene	mg/kg	-	0.41 U	-	0.41 U	-	0.41 U
Benzo(k)fluoranthene	mg/kg	-	0.41 U	-	0.41 U	-	0.41 U
Benzoic acid	mg/kg	-	-	-	-	-	-
Biphenyl (1,1-Biphenyl)	mg/kg	-	0.41 U	-	0.41 U	-	0.41 U
4-Bromophenyl phenyl ether	mg/kg	-	0.41 U	-	0.41 U	-	0.41 U
Butyl benzylphthalate (BBP)	mg/kg	-	0.41 U	-	0.41 U	-	0.41 U
Caprolactam	mg/kg	-	0.41 U	-	0.41 U	-	0.41 U
Carbazole	mg/kg	-	0.41 U	-	0.41 U	-	0.41 U
4-Chloro-3-methylphenol	mg/kg	-	0.41 U	-	0.41 U	-	0.41 U
4-Chloroaniline	mg/kg	-	0.41 U	-	0.41 U	-	0.41 U
bis(2-Chloroethoxy)methane	mg/kg	-	0.41 U	-	0.41 U	-	0.41 U
bis(2-Chloroethyl)ether	mg/kg	-	0.41 U	-	0.41 U	-	0.41 U
2-Chloronaphthalene	mg/kg	-	0.41 U	-	0.41 U	-	0.41 U
2-Chlorophenol	mg/kg	-	0.41 U	-	0.41 U	-	0.41 U
4-Chlorophenyl phenyl ether	mg/kg	-	0.41 U	-	0.41 U	-	0.41 U
Chrysene	mg/kg	-	0.41 U	-	0.41 U	-	0.41 U
Dibenz(a,h)anthracene	mg/kg	-	0.41 U	-	0.41 U	-	0.41 U
Dibenzofuran	mg/kg	-	0.41 U	-	0.41 U	-	0.41 U
1,2-Dichlorobenzene	mg/kg	-	-	-	-	-	-
1,3-Dichlorobenzene	mg/kg	-	-	-	-	-	-
1,4-Dichlorobenzene	mg/kg	-	-	-	-	-	-
3,3'-Dichlorobenzidine	mg/kg	-	2 U	-	2 U	-	2 U
2,4-Dichlorophenol	mg/kg	-	0.41 U	-	0.41 U	-	0.41 U
Diethyl phthalate	mg/kg	-	0.41 U	-	0.41 U	-	0.41 U

APPENDIX G.1

SOIL QUALITY DATA
RFI REPORT
FORMER MANUAL TRANSMISSIONS OF MUNCIE FACILITY
MUNCIE, INDIANA

AOI		*AOI 31*	*AOI 31*	*AOI 31*	*AOI 31*	*AOI 31*	*AOI 31*
Sample Location		*M-3*	*AA-1,AA-2,AA-3,AA-4*	*AA-4*	*EE-1,EE-2,FF-1,FF-2*	*EE-2*	*EE-3,EE-4,EE-5,EE-6*
Sample Identification		*S-017324-111808-JP-009*	*S-017324-111908-NH-020*	*S-017324-111908-NH-019*	*S-017324-111908-JP-048*	*S-017324-111908-JP-047*	*S-017324-111908-JP-050*
Sample Date		*11/18/2008*	*11/19/2008*	*11/19/2008*	*11/19/2008*	*11/19/2008*	*11/19/2008*
Sample Depth		*(0-2) FT*	*(0-2) FT*	*(0-2) FT*	*(0-2) FT*	*(0-2) FT*	*(0-2) FT*
Sample Type	*Units*						
SVOCs (Continued)							
Dimethyl phthalate	mg/kg	-	0.41 U	-	0.41 U	-	0.41 U
2,4-Dimethylphenol	mg/kg	-	0.41 U	-	0.41 U	-	0.41 U
Di-n-butylphthalate (DBP)	mg/kg	-	0.41 U	-	0.41 U	-	0.41 U
4,6-Dinitro-2-methylphenol	mg/kg	-	2 U	-	2 U	-	2 U
2,4-Dinitrophenol	mg/kg	-	2 U	-	2 U	-	2 U
2,4-Dinitrotoluene	mg/kg	-	0.41 U	-	0.41 U	-	0.41 U
2,6-Dinitrotoluene	mg/kg	-	0.41 U	-	0.41 U	-	0.41 U
Di-n-octyl phthalate (DnOP)	mg/kg	-	0.41 U	-	0.41 U	-	0.41 U
bis(2-Ethylhexyl)phthalate (DEHP)	mg/kg	-	0.41 U	-	0.41 U	-	0.41 U
Fluoranthene	mg/kg	-	0.41 U	-	0.41 U	-	0.41 U
Fluorene	mg/kg	-	0.41 U	-	0.41 U	-	0.41 U
Hexachlorobenzene	mg/kg	-	0.41 U	-	0.41 U	-	0.41 U
Hexachlorobutadiene	mg/kg	-	0.41 U	-	0.41 U	-	0.41 U
Hexachlorocyclopentadiene	mg/kg	-	2 U	-	2 U	-	2 U
Hexachloroethane	mg/kg	-	0.41 U	-	0.41 U	-	0.41 U
Indeno(1,2,3-cd)pyrene	mg/kg	-	0.41 U	-	0.41 U	-	0.41 U
Isophorone	mg/kg	-	0.41 U	-	0.41 U	-	0.41 U
2-Methylnaphthalene	mg/kg	-	0.41 U	-	0.41 U	-	0.41 U
2-Methylphenol	mg/kg	-	0.41 U	-	0.41 U	-	0.41 U
3&4-Methylphenol	mg/kg	-	-	-	-	-	-
4-Methylphenol	mg/kg	-	0.41 U	-	0.41 U	-	0.41 U
Naphthalene	mg/kg	-	0.41 U	-	0.41 U	-	0.41 U
2-Nitroaniline	mg/kg	-	2 U	-	2 U	-	2 U
3-Nitroaniline	mg/kg	-	2 U	-	2 U	-	2 U
4-Nitroaniline	mg/kg	-	2 U	-	2 U	-	2 U
Nitrobenzene	mg/kg	-	0.41 U	-	0.41 U	-	0.41 U
2-Nitrophenol	mg/kg	-	0.41 U	-	0.41 U	-	0.41 U
4-Nitrophenol	mg/kg	-	2 U	-	2 U	-	2 U
N-Nitrosodi-n-propylamine	mg/kg	-	0.41 U	-	0.41 U	-	0.41 U
N-Nitrosodiphenylamine	mg/kg	-	0.41 U	-	0.41 U	-	0.41 U
N-Nitrosodimethylamine	mg/kg	-	-	-	-	-	-
2,2'-Oxybis(1-chloropropane)	mg/kg	-	0.41 U	-	0.41 U	-	0.41 U
Pentachlorophenol	mg/kg	-	0.41 U	-	0.41 U	-	0.41 U
Phenanthrene	mg/kg	-	0.41 U	-	0.41 U	-	0.41 U
Phenol	mg/kg	-	0.41 U	-	0.41 U	-	0.41 U
Pyrene	mg/kg	-	0.41 U	-	0.41 U	-	0.41 U
1,2,4-Trichlorobenzene	mg/kg	-	-	-	-	-	-
2,4,5-Trichlorophenol	mg/kg	-	0.41 U	-	0.41 U	-	0.41 U
2,4,6-Trichlorophenol	mg/kg	-	0.41 U	-	0.41 U	-	0.41 U

APPENDIX G.1

SOIL QUALITY DATA
RFI REPORT
FORMER MANUAL TRANSMISSIONS OF MUNCIE FACILITY
MUNCIE, INDIANA

AOI		*AOI 31*	*AOI 31*	*AOI 31*	*AOI 31*	*AOI 31*	*AOI 31*
Sample Location		*M-3*	*AA-1,AA-2,AA-3,AA-4*	*AA-4*	*EE-1,EE-2,FF-1,FF-2*	*EE-2*	*EE-3,EE-4,EE-5,EE-6*
Sample Identification		*S-017324-111808-JP-009*	*S-017324-111908-NH-020*	*S-017324-111908-NH-019*	*S-017324-111908-JP-048*	*S-017324-111908-JP-047*	*S-017324-111908-JP-050*
Sample Date		*11/18/2008*	*11/19/2008*	*11/19/2008*	*11/19/2008*	*11/19/2008*	*11/19/2008*
Sample Depth		*(0-2) FT*	*(0-2) FT*	*(0-2) FT*	*(0-2) FT*	*(0-2) FT*	*(0-2) FT*
Sample Type	*Units*						
Polychlorinated Biphenyls (PCBs)							
Aroclor-1016 (PCB-1016)	mg/kg	-	0.041 U	-	0.041 U	-	0.041 U
Aroclor-1221 (PCB-1221)	mg/kg	-	0.041 U	-	0.041 U	-	0.041 U
Aroclor-1232 (PCB-1232)	mg/kg	-	0.041 U	-	0.041 U	-	0.041 U
Aroclor-1242 (PCB-1242)	mg/kg	-	0.041 U	-	0.041 U	-	0.041 U
Aroclor-1248 (PCB-1248)	mg/kg	-	0.041 U	-	0.041 U	-	0.041 U
Aroclor-1254 (PCB-1254)	mg/kg	-	0.041 U	-	0.041 U	-	0.041 U
Aroclor-1260 (PCB-1260)	mg/kg	-	0.041 U	-	0.041 U	-	0.041 U
Total PCBs	mg/kg	-	ND	-	ND	-	ND
Total Petroleum Hydrocarbons (TPH)							
Total Petroleum Hydrocarbons - Diesel	mg/kg	-	-	-	-	-	-
Total Petroleum Hydrocarbons - Gas	mg/kg	-	-	-	-	-	-
Total Petroleum Hydrocarbons - Oil	mg/kg	-	-	-	-	-	-
Total Petroleum Hydrocarbons	mg/kg	-	-	-	-	-	-
Total Petroleum Hydrocarbons - Purgeable (GRO)	mg/kg	-	-	-	-	-	-
Total Petroleum Hydrocarbons (C10-C20)	mg/kg	-	-	-	-	-	-
Total Petroleum Hydrocarbons (C20-C34)	mg/kg	-	-	-	-	-	-
Total Petroleum Hydrocarbons (C6-C10) GRO	mg/kg	-	-	-	-	-	-
Metals							
Aluminum	mg/kg	-	13400	-	13700	-	10300
Antimony	mg/kg	-	7.5 U	-	7.5 U	-	7.5 U
Arsenic	mg/kg	-	**10.4**[a]	-	**10.8**[a]	-	**6.9**[a]
Barium	mg/kg	-	-	-	-	-	-
Beryllium	mg/kg	-	-	-	-	-	-
Cadmium	mg/kg	-	0.62 U	-	0.63 U	-	0.63 U
Calcium	mg/kg	-	-	-	-	-	-
Chromium	mg/kg	-	17.2	-	17.2	-	13.4
Chromium VI (hexavalent)	mg/kg	-	-	-	-	-	-
Cobalt	mg/kg	-	**8.0**[a]	-	**10.9**[a]	-	**9.7**[a]
Copper	mg/kg	-	16.5	-	19.3	-	10.8
Iron	mg/kg	-	**22900**[a]	-	**23100**[a]	-	**16700**[a]
Lead	mg/kg	-	15.1	-	18.1	-	14.0
Magnesium	mg/kg	-	-	-	-	-	-
Manganese	mg/kg	-	**475**[a]	-	**597**[a]	-	**659**[a]
Mercury	mg/kg	-	0.12 U	-	0.13 U	-	0.13 U
Nickel	mg/kg	-	14.5	-	19.8	-	10.6
Potassium	mg/kg	-	1010	-	937	-	753
Selenium	mg/kg	-	0.62 U	-	0.63 U	-	0.63 U
Silver	mg/kg	-	1.2 U	-	1.3 U	-	1.3 U
Sodium	mg/kg	-	624 U	-	628 U	-	628 U
Thallium	mg/kg	-	1.2 U	-	1.3 U	-	1.3 U
Vanadium	mg/kg	-	30.8	-	31.4	-	25.6
Zinc	mg/kg	-	51.4	-	65.7	-	37.9

APPENDIX G.1

SOIL QUALITY DATA
RFI REPORT
FORMER MANUAL TRANSMISSIONS OF MUNCIE FACILITY
MUNCIE, INDIANA

AOI		***AOI 31***	***AOI 31***	***AOI 31***	***AOI 31***	***AOI 31***	***AOI 31***
Sample Location		***M-3***	***AA-1,AA-2,AA-3,AA-4***	***AA-4***	***EE-1,EE-2,FF-1,FF-2***	***EE-2***	***EE-3,EE-4,EE-5,EE-6***
Sample Identification		***S-017324-111808-JP-009***	***S-017324-111908-NH-020***	***S-017324-111908-NH-019***	***S-017324-111908-JP-048***	***S-017324-111908-JP-047***	***S-017324-111908-JP-050***
Sample Date		***11/18/2008***	***11/19/2008***	***11/19/2008***	***11/19/2008***	***11/19/2008***	***11/19/2008***
Sample Depth		***(0-2) FT***	***(0-2) FT***	***(0-2) FT***	***(0-2) FT***	***(0-2) FT***	***(0-2) FT***
Sample Type	***Units***						
General Chemistry							
Carbonate (as CaCO3)	mg/kg	-	-	-	-	-	-
Chloride	mg/kg	-	-	-	-	-	-
Chloride	s.u.	-	-	-	-	-	-
Cyanide (total)	mg/kg	-	-	-	-	-	-
N-Hexane extractable material	mg/kg	-	-	-	-	-	-
Percent moisture	%	-	-	-	-	-	-
pH	s.u.	-	-	-	-	-	-
Saturated aliphatic hydrocarbons	mg/kg	-	-	-	-	-	-
Sulfate	mg/kg	-	-	-	-	-	-
Total solids	%	81.3	80.1	80.8	79.6	83.0	79.6

Notes

mg/kg - Milligrams per kilogram
"-" - No value
U - Not detected at the associated reporting limit
J - Estimated concentration
UJ - Not detected; associated reporting limit is estimated
R - Rejected
s.u. - Standard units
nc - No criteria
ND - Non Detect (calculation)
BOLD[abc] Concentration exceeds associated screening level
IDEM Appendix A: Screening Levels Remedation Closure Guide - March 25, 2014
a - Exceeds IDEM residential migration to ground water screening levels
b - Exceeds IDEM commercial/industrial direct contact screening levels
c - Exceeds IDEM excavation direct contact screening levels

APPENDIX G.1

SOIL QUALITY DATA
RFI REPORT
FORMER MANUAL TRANSMISSIONS OF MUNCIE FACILITY
MUNCIE, INDIANA

AOI		*AOI 31*	*AOI 31*	*AOI 31*	*AOI 31*	*AOI 31*	*AOI 31*
Sample Location		*EE-6*	*FF-3*	*FF-3,FF-4,FF-5,FF-6*	*GG-3,GG-4,GG-5,GG-6*	*GG-6*	*HH-1,HH-2,GG-1,GG-2*
Sample Identification		*S-017324-111908-JP-049*	*S-017324-111908-JP-045*	*S-017324-111908-JP-046*	*S-017324-111908-JP-044*	*S-017324-111908-JP-043*	*S-017324-111908-JP-042*
Sample Date		*11/19/2008*	*11/19/2008*	*11/19/2008*	*11/19/2008*	*11/19/2008*	*11/19/2008*
Sample Depth		*(0-2) FT*	*(0-2) FT*	*(0-2) FT*	*(0-2) FT*	*(0-2) FT*	*(0-2) FT*
Sample Type	*Units*						
Volatile Organic Compounds (VOCs)							
Acetone	mg/kg	0.021 U	0.022 U	-	-	0.023 U	-
Benzene	mg/kg	0.0051 U	0.0054 U	-	-	0.0059 U	-
Benzyl alcohol	mg/kg	-	-	-	-	-	-
Bromodichloromethane	mg/kg	0.0051 U	0.0054 U	-	-	0.0059 U	-
Bromoform	mg/kg	0.0051 U	0.0054 U	-	-	0.0059 U	-
Bromomethane (Methyl bromide)	mg/kg	0.0051 U	0.0054 U	-	-	0.0059 U	-
2-Butanone (Methyl ethyl ketone) (MEK)	mg/kg	0.021 U	0.022 U	-	-	0.023 U	-
Carbon disulfide	mg/kg	0.0051 U	0.0054 U	-	-	0.0059 U	-
Carbon tetrachloride	mg/kg	0.0051 U	0.0054 U	-	-	0.0059 U	-
4-Chloroaniline	mg/kg	-	-	-	-	-	-
Chlorobenzene	mg/kg	0.0051 U	0.0054 U	-	-	0.0059 U	-
Chloroethane	mg/kg	0.0051 U	0.0054 U	-	-	0.0059 U	-
2-Chloroethyl vinyl ether	mg/kg	-	-	-	-	-	-
Chloroform (Trichloromethane)	mg/kg	0.0051 U	0.0054 U	-	-	0.0059 U	-
Chloromethane (Methyl chloride)	mg/kg	0.0051 U	0.0054 U	-	-	0.0059 U	-
Cyclohexane	mg/kg	0.01 U	0.011 U	-	-	0.012 U	-
Dibenzofuran	mg/kg	-	-	-	-	-	-
1,2-Dibromo-3-chloropropane (DBCP)	mg/kg	0.01 U	0.011 U	-	-	0.012 U	-
Dibromochloromethane	mg/kg	0.0051 U	0.0054 U	-	-	0.0059 U	-
1,2-Dibromoethane (Ethylene dibromide)	mg/kg	0.0051 U	0.0054 U	-	-	0.0059 U	-
1,2-Dichlorobenzene	mg/kg	0.0051 U	0.0054 U	-	-	0.0059 U	-
1,3-Dichlorobenzene	mg/kg	0.0051 U	0.0054 U	-	-	0.0059 U	-
1,4-Dichlorobenzene	mg/kg	0.0051 U	0.0054 U	-	-	0.0059 U	-
Dichlorodifluoromethane (CFC-12)	mg/kg	0.0051 U	0.0054 U	-	-	0.0059 U	-
Dichloroethane	mg/kg	-	-	-	-	-	-
1,1-Dichloroethane	mg/kg	0.0051 U	0.0054 U	-	-	0.0059 U	-
1,2-Dichloroethane	mg/kg	0.0051 U	0.0054 U	-	-	0.0059 U	-
Dichloroethene	mg/kg	-	-	-	-	-	-
1,2-Dichloroethene (total)	mg/kg	-	-	-	-	-	-
1,1-Dichloroethene	mg/kg	0.0051 U	0.0054 U	-	-	0.0059 U	-
cis-1,2-Dichloroethene	mg/kg	0.0051 U	0.0054 U	-	-	0.0059 U	-
trans-1,2-Dichloroethene	mg/kg	0.0051 U	0.0054 U	-	-	0.0059 U	-
1,2-Dichloropropane	mg/kg	0.0051 U	0.0054 U	-	-	0.0059 U	-
cis-1,3-Dichloropropene	mg/kg	0.0051 U	0.0054 U	-	-	0.0059 U	-
trans-1,3-Dichloropropene	mg/kg	0.0051 U	0.0054 U	-	-	0.0059 U	-
Ethylbenzene	mg/kg	0.0051 U	0.0054 U	-	-	0.0059 U	-
2-Hexanone	mg/kg	0.021 U	0.022 U	-	-	0.023 U	-
Isopropyl benzene	mg/kg	0.0051 U	0.0054 U	-	-	0.0059 U	-
Methyl acetate	mg/kg	0.01 U	0.011 U	-	-	0.012 U	-
Methyl cyclohexane	mg/kg	0.01 U	0.011 U	-	-	0.012 U	-
Methyl tert butyl ether (MTBE)	mg/kg	0.021 U	0.022 U	-	-	0.023 U	-
4-Methyl-2-pentanone (MIBK)	mg/kg	0.021 U	0.022 U	-	-	0.023 U	-
Methylene chloride	mg/kg	0.0084	0.0083	-	-	0.011	-
Styrene	mg/kg	0.0051 U	0.0054 U	-	-	0.0059 U	-
1,1,2,2-Tetrachloroethane	mg/kg	0.0051 U	0.0054 U	-	-	0.0059 U	-
Tetrachloroethene	mg/kg	0.0051 U	0.0054 U	-	-	0.0059 U	-

APPENDIX G.1

SOIL QUALITY DATA
RFI REPORT
FORMER MANUAL TRANSMISSIONS OF MUNCIE FACILITY
MUNCIE, INDIANA

AOI		*AOI 31*	*AOI 31*	*AOI 31*	*AOI 31*	*AOI 31*	*AOI 31*
Sample Location		*EE-6*	*FF-3*	*FF-3,FF-4,FF-5,FF-6*	*GG-3,GG-4,GG-5,GG-6*	*GG-6*	*HH-1,HH-2,GG-1,GG-2*
Sample Identification		*S-017324-111908-JP-049*	*S-017324-111908-JP-045*	*S-017324-111908-JP-046*	*S-017324-111908-JP-044*	*S-017324-111908-JP-043*	*S-017324-111908-JP-042*
Sample Date		*11/19/2008*	*11/19/2008*	*11/19/2008*	*11/19/2008*	*11/19/2008*	*11/19/2008*
Sample Depth		*(0-2) FT*	*(0-2) FT*	*(0-2) FT*	*(0-2) FT*	*(0-2) FT*	*(0-2) FT*
Sample Type	*Units*						
VOCs (Continued)							
Toluene	mg/kg	0.0051 U	0.0054 U	-	-	0.0059 U	-
1,2,4-Trichlorobenzene	mg/kg	0.0051 U	0.0054 U	-	-	0.0059 U	-
Trichloroethane	mg/kg	-	-	-	-	-	-
1,1,1-Trichloroethane	mg/kg	0.0051 U	0.0054 U	-	-	0.0059 U	-
1,1,2-Trichloroethane	mg/kg	0.0051 U	0.0054 U	-	-	0.0059 U	-
Trichloroethene	mg/kg	0.0051 U	0.0054 U	-	-	0.0059 U	-
Trichlorofluoromethane (CFC-11)	mg/kg	0.0051 U	0.0054 U	-	-	0.0059 U	-
Trifluorotrichloroethane (Freon 113)	mg/kg	0.0051 U	0.0054 U	-	-	0.0059 U	-
Vinyl acetate	mg/kg	-	-	-	-	-	-
Vinyl chloride	mg/kg	0.0051 U	0.0054 U	-	-	0.0059 U	-
Xylenes (total)	mg/kg	0.01 U	0.011 U	-	-	0.012 U	-
Semi-Volatile Organic Compounds (SVOCs)							
Acenaphthene	mg/kg	-	-	0.42 U	0.41 U	-	0.4 U
Acenaphthylene	mg/kg	-	-	0.42 U	0.41 U	-	0.4 U
Acetophenone	mg/kg	-	-	0.085 U	0.084 U	-	0.08 U
Anthracene	mg/kg	-	-	0.42 U	0.41 U	-	0.4 U
Atrazine	mg/kg	-	-	0.42 U	0.41 U	-	0.4 U
Benzaldehyde	mg/kg	-	-	0.42 U	0.41 U	-	0.4 U
Benzo(a)anthracene	mg/kg	-	-	0.42 U	0.41 U	-	0.4 U
Benzo(a)pyrene	mg/kg	-	-	0.42 U	0.41 U	-	0.4 U
Benzo(b)fluoranthene	mg/kg	-	-	0.42 U	0.41 U	-	0.4 U
Benzo(g,h,i)perylene	mg/kg	-	-	0.42 U	0.41 U	-	0.4 U
Benzo(k)fluoranthene	mg/kg	-	-	0.42 U	0.41 U	-	0.4 U
Benzoic acid	mg/kg	-	-	-	-	-	-
Biphenyl (1,1-Biphenyl)	mg/kg	-	-	0.42 U	0.41 U	-	0.4 U
4-Bromophenyl phenyl ether	mg/kg	-	-	0.42 U	0.41 U	-	0.4 U
Butyl benzylphthalate (BBP)	mg/kg	-	-	0.42 U	0.41 U	-	0.4 U
Caprolactam	mg/kg	-	-	0.42 U	0.41 U	-	0.4 U
Carbazole	mg/kg	-	-	0.42 U	0.41 U	-	0.4 U
4-Chloro-3-methylphenol	mg/kg	-	-	0.42 U	0.41 U	-	0.4 U
4-Chloroaniline	mg/kg	-	-	0.42 U	0.41 U	-	0.4 U
bis(2-Chloroethoxy)methane	mg/kg	-	-	0.42 U	0.41 U	-	0.4 U
bis(2-Chloroethyl)ether	mg/kg	-	-	0.42 U	0.41 U	-	0.4 U
2-Chloronaphthalene	mg/kg	-	-	0.42 U	0.41 U	-	0.4 U
2-Chlorophenol	mg/kg	-	-	0.42 U	0.41 U	-	0.4 U
4-Chlorophenyl phenyl ether	mg/kg	-	-	0.42 U	0.41 U	-	0.4 U
Chrysene	mg/kg	-	-	0.42 U	0.41 U	-	0.4 U
Dibenz(a,h)anthracene	mg/kg	-	-	0.42 U	0.41 U	-	0.4 U
Dibenzofuran	mg/kg	-	-	0.42 U	0.41 U	-	0.4 U
1,2-Dichlorobenzene	mg/kg	-	-	-	-	-	-
1,3-Dichlorobenzene	mg/kg	-	-	-	-	-	-
1,4-Dichlorobenzene	mg/kg	-	-	-	-	-	-
3,3'-Dichlorobenzidine	mg/kg	-	-	2 U	2 U	-	1.9 U
2,4-Dichlorophenol	mg/kg	-	-	0.42 U	0.41 U	-	0.4 U
Diethyl phthalate	mg/kg	-	-	0.42 U	0.41 U	-	0.4 U

APPENDIX G.1

SOIL QUALITY DATA
RFI REPORT
FORMER MANUAL TRANSMISSIONS OF MUNCIE FACILITY
MUNCIE, INDIANA

AOI		*AOI 31*	*AOI 31*	*AOI 31*	*AOI 31*	*AOI 31*	*AOI 31*
Sample Location		*EE-6*	*FF-3*	*FF-3,FF-4,FF-5,FF-6*	*GG-3,GG-4,GG-5,GG-6*	*GG-6*	*HH-1,HH-2,GG-1,GG-2*
Sample Identification		*S-017324-111908-JP-049*	*S-017324-111908-JP-045*	*S-017324-111908-JP-046*	*S-017324-111908-JP-044*	*S-017324-111908-JP-043*	*S-017324-111908-JP-042*
Sample Date		*11/19/2008*	*11/19/2008*	*11/19/2008*	*11/19/2008*	*11/19/2008*	*11/19/2008*
Sample Depth		*(0-2) FT*	*(0-2) FT*	*(0-2) FT*	*(0-2) FT*	*(0-2) FT*	*(0-2) FT*
Sample Type	*Units*						
SVOCs (Continued)							
Dimethyl phthalate	mg/kg	-	-	0.42 U	0.41 U	-	0.4 U
2,4-Dimethylphenol	mg/kg	-	-	0.42 U	0.41 U	-	0.4 U
Di-n-butylphthalate (DBP)	mg/kg	-	-	0.42 U	0.41 U	-	0.4 U
4,6-Dinitro-2-methylphenol	mg/kg	-	-	2 U	2 U	-	1.9 U
2,4-Dinitrophenol	mg/kg	-	-	2 U	2 U	-	1.9 U
2,4-Dinitrotoluene	mg/kg	-	-	0.42 U	0.41 U	-	0.4 U
2,6-Dinitrotoluene	mg/kg	-	-	0.42 U	0.41 U	-	0.4 U
Di-n-octyl phthalate (DnOP)	mg/kg	-	-	0.42 U	0.41 U	-	0.4 U
bis(2-Ethylhexyl)phthalate (DEHP)	mg/kg	-	-	0.42 U	0.41 U	-	0.4 U
Fluoranthene	mg/kg	-	-	0.42 U	0.41 U	-	0.4 U
Fluorene	mg/kg	-	-	0.42 U	0.41 U	-	0.4 U
Hexachlorobenzene	mg/kg	-	-	0.42 U	0.41 U	-	0.4 U
Hexachlorobutadiene	mg/kg	-	-	0.42 U	0.41 U	-	0.4 U
Hexachlorocyclopentadiene	mg/kg	-	-	2 U	2 U	-	1.9 U
Hexachloroethane	mg/kg	-	-	0.42 U	0.41 U	-	0.4 U
Indeno(1,2,3-cd)pyrene	mg/kg	-	-	0.42 U	0.41 U	-	0.4 U
Isophorone	mg/kg	-	-	0.42 U	0.41 U	-	0.4 U
2-Methylnaphthalene	mg/kg	-	-	0.42 U	0.41 U	-	0.4 U
2-Methylphenol	mg/kg	-	-	0.42 U	0.41 U	-	0.4 U
3&4-Methylphenol	mg/kg	-	-	-	-	-	-
4-Methylphenol	mg/kg	-	-	0.42 U	0.41 U	-	0.4 U
Naphthalene	mg/kg	-	-	0.42 U	0.41 U	-	0.4 U
2-Nitroaniline	mg/kg	-	-	2 U	2 U	-	1.9 U
3-Nitroaniline	mg/kg	-	-	2 U	2 U	-	1.9 U
4-Nitroaniline	mg/kg	-	-	2 U	2 U	-	1.9 U
Nitrobenzene	mg/kg	-	-	0.42 U	0.41 U	-	0.4 U
2-Nitrophenol	mg/kg	-	-	0.42 U	0.41 U	-	0.4 U
4-Nitrophenol	mg/kg	-	-	2 U	2 U	-	1.9 U
N-Nitrosodi-n-propylamine	mg/kg	-	-	0.42 U	0.41 U	-	0.4 U
N-Nitrosodiphenylamine	mg/kg	-	-	0.42 U	0.41 U	-	0.4 U
N-Nitrosodimethylamine	mg/kg	-	-	-	-	-	-
2,2'-Oxybis(1-chloropropane)	mg/kg	-	-	0.42 U	0.41 U	-	0.4 U
Pentachlorophenol	mg/kg	-	-	0.42 U	0.41 U	-	0.4 U
Phenanthrene	mg/kg	-	-	0.42 U	0.41 U	-	0.4 U
Phenol	mg/kg	-	-	0.42 U	0.41 U	-	0.4 U
Pyrene	mg/kg	-	-	0.42 U	0.41 U	-	0.4 U
1,2,4-Trichlorobenzene	mg/kg	-	-	-	-	-	-
2,4,5-Trichlorophenol	mg/kg	-	-	0.42 U	0.41 U	-	0.4 U
2,4,6-Trichlorophenol	mg/kg	-	-	0.42 U	0.41 U	-	0.4 U

APPENDIX G.1

SOIL QUALITY DATA
RFI REPORT
FORMER MANUAL TRANSMISSIONS OF MUNCIE FACILITY
MUNCIE, INDIANA

AOI		*AOI 31*	*AOI 31*	*AOI 31*	*AOI 31*	*AOI 31*	*AOI 31*
Sample Location		*EE-6*	*FF-3*	*FF-3,FF-4,FF-5,FF-6*	*GG-3,GG-4,GG-5,GG-6*	*GG-6*	*HH-1,HH-2,GG-1,GG-2*
Sample Identification		*S-017324-111908-JP-049*	*S-017324-111908-JP-045*	*S-017324-111908-JP-046*	*S-017324-111908-JP-044*	*S-017324-111908-JP-043*	*S-017324-111908-JP-042*
Sample Date		*11/19/2008*	*11/19/2008*	*11/19/2008*	*11/19/2008*	*11/19/2008*	*11/19/2008*
Sample Depth		*(0-2) FT*	*(0-2) FT*	*(0-2) FT*	*(0-2) FT*	*(0-2) FT*	*(0-2) FT*
Sample Type	*Units*						
Polychlorinated Biphenyls (PCBs)							
Aroclor-1016 (PCB-1016)	mg/kg	-	-	0.042 U	0.041 U	-	0.04 U
Aroclor-1221 (PCB-1221)	mg/kg	-	-	0.042 U	0.041 U	-	0.04 U
Aroclor-1232 (PCB-1232)	mg/kg	-	-	0.042 U	0.041 U	-	0.04 U
Aroclor-1242 (PCB-1242)	mg/kg	-	-	0.042 U	0.041 U	-	0.04 U
Aroclor-1248 (PCB-1248)	mg/kg	-	-	0.042 U	0.041 U	-	0.04 U
Aroclor-1254 (PCB-1254)	mg/kg	-	-	0.042 U	0.041 U	-	0.04 U
Aroclor-1260 (PCB-1260)	mg/kg	-	-	0.042 U	0.041 U	-	0.04 U
Total PCBs	mg/kg	-	-	ND	ND	-	ND
Total Petroleum Hydrocarbons (TPH)							
Total Petroleum Hydrocarbons - Diesel	mg/kg	-	-	-	-	-	-
Total Petroleum Hydrocarbons - Gas	mg/kg	-	-	-	-	-	-
Total Petroleum Hydrocarbons - Oil	mg/kg	-	-	-	-	-	-
Total Petroleum Hydrocarbons	mg/kg	-	-	-	-	-	-
Total Petroleum Hydrocarbons - Purgeable (GRO)	mg/kg	-	-	-	-	-	-
Total Petroleum Hydrocarbons (C10-C20)	mg/kg	-	-	-	-	-	-
Total Petroleum Hydrocarbons (C20-C34)	mg/kg	-	-	-	-	-	-
Total Petroleum Hydrocarbons (C6-C10) GRO	mg/kg	-	-	-	-	-	-
Metals							
Aluminum	mg/kg	-	-	14300	11400	-	6930
Antimony	mg/kg	-	-	7.6 U	7.5 U	-	7.2 U
Arsenic	mg/kg	-	-	**11.3**[a]	**8.8**[a]	-	**6.3**[a]
Barium	mg/kg	-	-	-	-	-	-
Beryllium	mg/kg	-	-	-	-	-	-
Cadmium	mg/kg	-	-	0.64 U	0.63 U	-	0.60 U
Calcium	mg/kg	-	-	-	-	-	-
Chromium	mg/kg	-	-	18.9	14.7	-	10.2
Chromium VI (hexavalent)	mg/kg	-	-	-	-	-	-
Cobalt	mg/kg	-	-	**8.4**[a]	**8.3**[a]	-	6.0 U
Copper	mg/kg	-	-	24.5	18.2	-	15.0
Iron	mg/kg	-	-	**26100**[a]	**19500**[a]	-	**13200**[a]
Lead	mg/kg	-	-	14.3	12.7	-	6.5
Magnesium	mg/kg	-	-	-	-	-	-
Manganese	mg/kg	-	-	**475**[a]	**562**[a]	-	259
Mercury	mg/kg	-	-	0.13 U	0.13 U	-	0.12 U
Nickel	mg/kg	-	-	25.6	24.7	-	16.4
Potassium	mg/kg	-	-	909	1020	-	1280
Selenium	mg/kg	-	-	0.64 U	0.63 U	-	0.60 U
Silver	mg/kg	-	-	1.3 U	1.3 U	-	1.2 U
Sodium	mg/kg	-	-	637 U	628 U	-	600 U
Thallium	mg/kg	-	-	1.3 U	1.3 U	-	1.2 U
Vanadium	mg/kg	-	-	30.4	25.3	-	18.3
Zinc	mg/kg	-	-	66.9	60.9	-	88.2

APPENDIX G.1

SOIL QUALITY DATA
RFI REPORT
FORMER MANUAL TRANSMISSIONS OF MUNCIE FACILITY
MUNCIE, INDIANA

AOI		*AOI 31*	*AOI 31*	*AOI 31*	*AOI 31*	*AOI 31*	*AOI 31*
Sample Location		*EE-6*	*FF-3*	*FF-3,FF-4,FF-5,FF-6*	*GG-3,GG-4,GG-5,GG-6*	*GG-6*	*HH-1,HH-2,GG-1,GG-2*
Sample Identification		*S-017324-111908-JP-049*	*S-017324-111908-JP-045*	*S-017324-111908-JP-046*	*S-017324-111908-JP-044*	*S-017324-111908-JP-043*	*S-017324-111908-JP-042*
Sample Date		*11/19/2008*	*11/19/2008*	*11/19/2008*	*11/19/2008*	*11/19/2008*	*11/19/2008*
Sample Depth		*(0-2) FT*	*(0-2) FT*	*(0-2) FT*	*(0-2) FT*	*(0-2) FT*	*(0-2) FT*
Sample Type	*Units*						
General Chemistry							
Carbonate (as CaCO3)	mg/kg	-	-	-	-	-	-
Chloride	mg/kg	-	-	-	-	-	-
Chloride	s.u.	-	-	-	-	-	-
Cyanide (total)	mg/kg	-	-	-	-	-	-
N-Hexane extractable material	mg/kg	-	-	-	-	-	-
Percent moisture	%	-	-	-	-	-	-
pH	s.u.	-	-	-	-	-	-
Saturated aliphatic hydrocarbons	mg/kg	-	-	-	-	-	-
Sulfate	mg/kg	-	-	-	-	-	-
Total solids	%	79.7	79.4	78.4	79.6	77.5	83.4

Notes
mg/kg - Milligrams per kilogram
"-" - No value
U - Not detected at the associated reporting limit
J - Estimated concentration
UJ - Not detected; associated reporting limit is estimated
R - Rejected
s.u. - Standard units
nc - No criteria
ND - Non Detect (calculation)
BOLD[abc] Concentration exceeds associated screening level
IDEM Appendix A: Screening Levels Remedation Closure Guide - March 25, 2014
a - Exceeds IDEM residential migration to ground water screening levels
b - Exceeds IDEM commercial/industrial direct contact screening levels
c - Exceeds IDEM excavation direct contact screening levels

APPENDIX G.1

SOIL QUALITY DATA
RFI REPORT
FORMER MANUAL TRANSMISSIONS OF MUNCIE FACILITY
MUNCIE, INDIANA

AOI		*AOI 31*	*AOI 31*	*AOI 31*	*AOI 31*	*AOI 31*	*AOI 31*
Sample Location		*HH-2*	*HH-3,HH-4,HH-5,HH-6*	*HH-4*	*II-1,II-2,KK-1,KK-2*	*II-2*	*II-3,II-4,II-5,II-6*
Sample Identification		*S-017324-111908-JP-041*	*S-017324-111908-JP-040*	*S-017324-111908-JP-039*	*S-017324-111908-NH-004*	*S-017324-111908-NH-003*	*S-017324-111908-NH-006*
Sample Date		*11/19/2008*	*11/19/2008*	*11/19/2008*	*11/19/2008*	*11/19/2008*	*11/19/2008*
Sample Depth		*(0-2) FT*	*(0-2) FT*	*(0-2) FT*	*(0-2) FT*	*(0-2) FT*	*(0-2) FT*
Sample Type	*Units*						
Volatile Organic Compounds (VOCs)							
Acetone	mg/kg	0.02 U	-	0.021	-	0.021 U	-
Benzene	mg/kg	0.005 U	-	0.0051 U	-	0.0053 U	-
Benzyl alcohol	mg/kg	-	-	-	-	-	-
Bromodichloromethane	mg/kg	0.005 U	-	0.0051 U	-	0.0053 U	-
Bromoform	mg/kg	0.005 U	-	0.0051 U	-	0.0053 U	-
Bromomethane (Methyl bromide)	mg/kg	0.005 U	-	0.0051 U	-	0.0053 U	-
2-Butanone (Methyl ethyl ketone) (MEK)	mg/kg	0.02 U	-	0.02 U	-	0.021 U	-
Carbon disulfide	mg/kg	0.005 U	-	0.0051 U	-	0.0053 U	-
Carbon tetrachloride	mg/kg	0.005 U	-	0.0051 U	-	0.0053 U	-
4-Chloroaniline	mg/kg	-	-	-	-	-	-
Chlorobenzene	mg/kg	0.005 U	-	0.0051 U	-	0.0053 U	-
Chloroethane	mg/kg	0.005 U	-	0.0051 U	-	0.0053 U	-
2-Chloroethyl vinyl ether	mg/kg	-	-	-	-	-	-
Chloroform (Trichloromethane)	mg/kg	0.005 U	-	0.0051 U	-	0.0053 U	-
Chloromethane (Methyl chloride)	mg/kg	0.005 U	-	0.0051 U	-	0.0053 U	-
Cyclohexane	mg/kg	0.01 U	-	0.01 U	-	0.011 U	-
Dibenzofuran	mg/kg	-	-	-	-	-	-
1,2-Dibromo-3-chloropropane (DBCP)	mg/kg	0.01 U	-	0.01 U	-	0.011 U	-
Dibromochloromethane	mg/kg	0.005 U	-	0.0051 U	-	0.0053 U	-
1,2-Dibromoethane (Ethylene dibromide)	mg/kg	0.005 U	-	0.0051 U	-	0.0053 U	-
1,2-Dichlorobenzene	mg/kg	0.005 U	-	0.0051 U	-	0.0053 U	-
1,3-Dichlorobenzene	mg/kg	0.005 U	-	0.0051 U	-	0.0053 U	-
1,4-Dichlorobenzene	mg/kg	0.005 U	-	0.0051 U	-	0.0053 U	-
Dichlorodifluoromethane (CFC-12)	mg/kg	0.005 U	-	0.0051 U	-	0.0053 U	-
Dichloroethane	mg/kg	-	-	-	-	-	-
1,1-Dichloroethane	mg/kg	0.005 U	-	0.0051 U	-	0.0053 U	-
1,2-Dichloroethane	mg/kg	0.005 U	-	0.0051 U	-	0.0053 U	-
Dichloroethene	mg/kg	-	-	-	-	-	-
1,2-Dichloroethene (total)	mg/kg	-	-	-	-	-	-
1,1-Dichloroethene	mg/kg	0.005 U	-	0.0051 U	-	0.0053 U	-
cis-1,2-Dichloroethene	mg/kg	0.005 U	-	0.0051 U	-	0.0053 U	-
trans-1,2-Dichloroethene	mg/kg	0.005 U	-	0.0051 U	-	0.0053 U	-
1,2-Dichloropropane	mg/kg	0.005 U	-	0.0051 U	-	0.0053 U	-
cis-1,3-Dichloropropene	mg/kg	0.005 U	-	0.0051 U	-	0.0053 U	-
trans-1,3-Dichloropropene	mg/kg	0.005 U	-	0.0051 U	-	0.0053 U	-
Ethylbenzene	mg/kg	0.005 U	-	0.0051 U	-	0.0053 U	-
2-Hexanone	mg/kg	0.02 U	-	0.02 U	-	0.021 U	-
Isopropyl benzene	mg/kg	0.005 U	-	0.0051 U	-	0.0053 U	-
Methyl acetate	mg/kg	0.01 U	-	0.01 U	-	0.011 U	-
Methyl cyclohexane	mg/kg	0.01 U	-	0.01 U	-	0.011 U	-
Methyl tert butyl ether (MTBE)	mg/kg	0.02 U	-	0.02 U	-	0.021 U	-
4-Methyl-2-pentanone (MIBK)	mg/kg	0.02 U	-	0.02 U	-	0.021 U	-
Methylene chloride	mg/kg	0.0083	-	0.0084	-	0.013	-
Styrene	mg/kg	0.005 U	-	0.0051 U	-	0.0053 U	-
1,1,2,2-Tetrachloroethane	mg/kg	0.005 U	-	0.0051 U	-	0.0053 U	-
Tetrachloroethene	mg/kg	0.005 U	-	0.0051 U	-	0.0053 U	-

APPENDIX G.1

SOIL QUALITY DATA
RFI REPORT
FORMER MANUAL TRANSMISSIONS OF MUNCIE FACILITY
MUNCIE, INDIANA

AOI		*AOI 31*	*AOI 31*	*AOI 31*	*AOI 31*	*AOI 31*	*AOI 31*
Sample Location		*HH-2*	*HH-3,HH-4,HH-5,HH-6*	*HH-4*	*II-1,II-2,KK-1,KK-2*	*II-2*	*II-3,II-4,II-5,II-6*
Sample Identification		*S-017324-111908-JP-041*	*S-017324-111908-JP-040*	*S-017324-111908-JP-039*	*S-017324-111908-NH-004*	*S-017324-111908-NH-003*	*S-017324-111908-NH-006*
Sample Date		*11/19/2008*	*11/19/2008*	*11/19/2008*	*11/19/2008*	*11/19/2008*	*11/19/2008*
Sample Depth		*(0-2) FT*	*(0-2) FT*	*(0-2) FT*	*(0-2) FT*	*(0-2) FT*	*(0-2) FT*
Sample Type	*Units*						
VOCs (Continued)							
Toluene	mg/kg	0.005 U	-	0.0051 U	-	0.0053 U	-
1,2,4-Trichlorobenzene	mg/kg	0.005 U	-	0.0051 U	-	0.0053 U	-
Trichloroethane	mg/kg	-	-	-	-	-	-
1,1,1-Trichloroethane	mg/kg	0.005 U	-	0.0051 U	-	0.0053 U	-
1,1,2-Trichloroethane	mg/kg	0.005 U	-	0.0051 U	-	0.0053 U	-
Trichloroethene	mg/kg	0.005 U	-	0.0051 U	-	0.0053 U	-
Trichlorofluoromethane (CFC-11)	mg/kg	0.005 U	-	0.0051 U	-	0.0053 U	-
Trifluorotrichloroethane (Freon 113)	mg/kg	0.005 U	-	0.0051 U	-	0.0053 U	-
Vinyl acetate	mg/kg	-	-	-	-	-	-
Vinyl chloride	mg/kg	0.005 U	-	0.0051 U	-	0.0053 U	-
Xylenes (total)	mg/kg	0.01 U	-	0.01 U	-	0.011 U	-
Semi-Volatile Organic Compounds (SVOCs)							
Acenaphthene	mg/kg	-	0.41 U	-	0.42 U	-	0.41 U
Acenaphthylene	mg/kg	-	0.41 U	-	0.42 U	-	0.41 U
Acetophenone	mg/kg	-	0.082 U	-	0.084 U	-	0.084 U
Anthracene	mg/kg	-	0.41 U	-	0.42 U	-	0.41 U
Atrazine	mg/kg	-	0.41 U	-	0.42 U	-	0.41 U
Benzaldehyde	mg/kg	-	0.41 U	-	0.42 U	-	0.41 U
Benzo(a)anthracene	mg/kg	-	0.41 U	-	0.42 U	-	0.41 U
Benzo(a)pyrene	mg/kg	-	0.41 U	-	0.42 U	-	0.41 U
Benzo(b)fluoranthene	mg/kg	-	0.41 U	-	0.42 U	-	0.41 U
Benzo(g,h,i)perylene	mg/kg	-	0.41 U	-	0.42 U	-	0.41 U
Benzo(k)fluoranthene	mg/kg	-	0.41 U	-	0.42 U	-	0.41 U
Benzoic acid	mg/kg	-	-	-	-	-	-
Biphenyl (1,1-Biphenyl)	mg/kg	-	0.41 U	-	0.42 U	-	0.41 U
4-Bromophenyl phenyl ether	mg/kg	-	0.41 U	-	0.42 U	-	0.41 U
Butyl benzylphthalate (BBP)	mg/kg	-	0.41 U	-	0.42 U	-	0.41 U
Caprolactam	mg/kg	-	0.41 U	-	0.42 U	-	0.41 U
Carbazole	mg/kg	-	0.41 U	-	0.42 U	-	0.41 U
4-Chloro-3-methylphenol	mg/kg	-	0.41 U	-	0.42 U	-	0.41 U
4-Chloroaniline	mg/kg	-	0.41 U	-	0.42 U	-	0.41 U
bis(2-Chloroethoxy)methane	mg/kg	-	0.41 U	-	0.42 U	-	0.41 U
bis(2-Chloroethyl)ether	mg/kg	-	0.41 U	-	0.42 U	-	0.41 U
2-Chloronaphthalene	mg/kg	-	0.41 U	-	0.42 U	-	0.41 U
2-Chlorophenol	mg/kg	-	0.41 U	-	0.42 U	-	0.41 U
4-Chlorophenyl phenyl ether	mg/kg	-	0.41 U	-	0.42 U	-	0.41 U
Chrysene	mg/kg	-	0.41 U	-	0.42 U	-	0.41 U
Dibenz(a,h)anthracene	mg/kg	-	0.41 U	-	0.42 U	-	0.41 U
Dibenzofuran	mg/kg	-	0.41 U	-	0.42 U	-	0.41 U
1,2-Dichlorobenzene	mg/kg	-	-	-	-	-	-
1,3-Dichlorobenzene	mg/kg	-	-	-	-	-	-
1,4-Dichlorobenzene	mg/kg	-	-	-	-	-	-
3,3'-Dichlorobenzidine	mg/kg	-	2 U	-	2 U	-	2 U
2,4-Dichlorophenol	mg/kg	-	0.41 U	-	0.42 U	-	0.41 U
Diethyl phthalate	mg/kg	-	0.41 U	-	0.42 U	-	0.41 U

APPENDIX G.1

SOIL QUALITY DATA
RFI REPORT
FORMER MANUAL TRANSMISSIONS OF MUNCIE FACILITY
MUNCIE, INDIANA

AOI		*AOI 31*	*AOI 31*	*AOI 31*	*AOI 31*	*AOI 31*	*AOI 31*
Sample Location		*HH-2*	*HH-3,HH-4,HH-5,HH-6*	*HH-4*	*II-1,II-2,KK-1,KK-2*	*II-2*	*II-3,II-4,II-5,II-6*
Sample Identification		*S-017324-111908-JP-041*	*S-017324-111908-JP-040*	*S-017324-111908-JP-039*	*S-017324-111908-NH-004*	*S-017324-111908-NH-003*	*S-017324-111908-NH-006*
Sample Date		*11/19/2008*	*11/19/2008*	*11/19/2008*	*11/19/2008*	*11/19/2008*	*11/19/2008*
Sample Depth		*(0-2) FT*	*(0-2) FT*	*(0-2) FT*	*(0-2) FT*	*(0-2) FT*	*(0-2) FT*
Sample Type	*Units*						
SVOCs (Continued)							
Dimethyl phthalate	mg/kg	-	0.41 U	-	0.42 U	-	0.41 U
2,4-Dimethylphenol	mg/kg	-	0.41 U	-	0.42 U	-	0.41 U
Di-n-butylphthalate (DBP)	mg/kg	-	0.41 U	-	0.42 U	-	0.41 U
4,6-Dinitro-2-methylphenol	mg/kg	-	2 U	-	2 U	-	2 U
2,4-Dinitrophenol	mg/kg	-	2 U	-	2 U	-	2 U
2,4-Dinitrotoluene	mg/kg	-	0.41 U	-	0.42 U	-	0.41 U
2,6-Dinitrotoluene	mg/kg	-	0.41 U	-	0.42 U	-	0.41 U
Di-n-octyl phthalate (DnOP)	mg/kg	-	0.41 U	-	0.42 U	-	0.41 U
bis(2-Ethylhexyl)phthalate (DEHP)	mg/kg	-	0.41 U	-	0.42 U	-	0.41 U
Fluoranthene	mg/kg	-	0.41 U	-	0.42 U	-	0.41 U
Fluorene	mg/kg	-	0.41 U	-	0.42 U	-	0.41 U
Hexachlorobenzene	mg/kg	-	0.41 U	-	0.42 U	-	0.41 U
Hexachlorobutadiene	mg/kg	-	0.41 U	-	0.42 U	-	0.41 U
Hexachlorocyclopentadiene	mg/kg	-	2 U	-	2 U	-	2 U
Hexachloroethane	mg/kg	-	0.41 U	-	0.42 U	-	0.41 U
Indeno(1,2,3-cd)pyrene	mg/kg	-	0.41 U	-	0.42 U	-	0.41 U
Isophorone	mg/kg	-	0.41 U	-	0.42 U	-	0.41 U
2-Methylnaphthalene	mg/kg	-	0.41 U	-	0.42 U	-	0.41 U
2-Methylphenol	mg/kg	-	0.41 U	-	0.42 U	-	0.41 U
3&4-Methylphenol	mg/kg	-	-	-	-	-	-
4-Methylphenol	mg/kg	-	0.41 U	-	0.42 U	-	0.41 U
Naphthalene	mg/kg	-	0.41 U	-	0.42 U	-	0.41 U
2-Nitroaniline	mg/kg	-	2 U	-	2 U	-	2 U
3-Nitroaniline	mg/kg	-	2 U	-	2 U	-	2 U
4-Nitroaniline	mg/kg	-	2 U	-	2 U	-	2 U
Nitrobenzene	mg/kg	-	0.41 U	-	0.42 U	-	0.41 U
2-Nitrophenol	mg/kg	-	0.41 U	-	0.42 U	-	0.41 U
4-Nitrophenol	mg/kg	-	2 U	-	2 U	-	2 U
N-Nitrosodi-n-propylamine	mg/kg	-	0.41 U	-	0.42 U	-	0.41 U
N-Nitrosodiphenylamine	mg/kg	-	0.41 U	-	0.42 U	-	0.41 U
N-Nitrosodimethylamine	mg/kg	-	-	-	-	-	-
2,2'-Oxybis(1-chloropropane)	mg/kg	-	0.41 U	-	0.42 U	-	0.41 U
Pentachlorophenol	mg/kg	-	0.41 U	-	0.42 U	-	0.41 U
Phenanthrene	mg/kg	-	0.41 U	-	0.42 U	-	0.41 U
Phenol	mg/kg	-	0.41 U	-	0.42 U	-	0.41 U
Pyrene	mg/kg	-	0.41 U	-	0.42 U	-	0.41 U
1,2,4-Trichlorobenzene	mg/kg	-	-	-	-	-	-
2,4,5-Trichlorophenol	mg/kg	-	0.41 U	-	0.42 U	-	0.41 U
2,4,6-Trichlorophenol	mg/kg	-	0.41 U	-	0.42 U	-	0.41 U

APPENDIX G.1

SOIL QUALITY DATA
RFI REPORT
FORMER MANUAL TRANSMISSIONS OF MUNCIE FACILITY
MUNCIE, INDIANA

AOI		*AOI 31*	*AOI 31*	*AOI 31*	*AOI 31*	*AOI 31*	*AOI 31*
Sample Location		*HH-2*	*HH-3,HH-4,HH-5,HH-6*	*HH-4*	*II-1,II-2,KK-1,KK-2*	*II-2*	*II-3,II-4,II-5,II-6*
Sample Identification		*S-017324-111908-JP-041*	*S-017324-111908-JP-040*	*S-017324-111908-JP-039*	*S-017324-111908-NH-004*	*S-017324-111908-NH-003*	*S-017324-111908-NH-006*
Sample Date		*11/19/2008*	*11/19/2008*	*11/19/2008*	*11/19/2008*	*11/19/2008*	*11/19/2008*
Sample Depth		*(0-2) FT*	*(0-2) FT*	*(0-2) FT*	*(0-2) FT*	*(0-2) FT*	*(0-2) FT*
Sample Type	*Units*						
Polychlorinated Biphenyls (PCBs)							
Aroclor-1016 (PCB-1016)	mg/kg	-	0.041 U	-	0.042 U	-	0.041 U
Aroclor-1221 (PCB-1221)	mg/kg	-	0.041 U	-	0.042 U	-	0.041 U
Aroclor-1232 (PCB-1232)	mg/kg	-	0.041 U	-	0.042 U	-	0.041 U
Aroclor-1242 (PCB-1242)	mg/kg	-	0.041 U	-	0.042 U	-	0.041 U
Aroclor-1248 (PCB-1248)	mg/kg	-	0.041 U	-	0.042 U	-	0.041 U
Aroclor-1254 (PCB-1254)	mg/kg	-	0.041 U	-	0.042 U	-	0.041 U
Aroclor-1260 (PCB-1260)	mg/kg	-	0.041 U	-	0.042 U	-	0.041 U
Total PCBs	mg/kg	-	ND	-	ND	-	ND
Total Petroleum Hydrocarbons (TPH)							
Total Petroleum Hydrocarbons - Diesel	mg/kg	-	-	-	-	-	-
Total Petroleum Hydrocarbons - Gas	mg/kg	-	-	-	-	-	-
Total Petroleum Hydrocarbons - Oil	mg/kg	-	-	-	-	-	-
Total Petroleum Hydrocarbons	mg/kg	-	-	-	-	-	-
Total Petroleum Hydrocarbons - Purgeable (GRO)	mg/kg	-	-	-	-	-	-
Total Petroleum Hydrocarbons (C10-C20)	mg/kg	-	-	-	-	-	-
Total Petroleum Hydrocarbons (C20-C34)	mg/kg	-	-	-	-	-	-
Total Petroleum Hydrocarbons (C6-C10) GRO	mg/kg	-	-	-	-	-	-
Metals							
Aluminum	mg/kg	-	9500	-	13600	-	11500
Antimony	mg/kg	-	7.4 U	-	7.5 U	-	7.5 U
Arsenic	mg/kg	-	**7.4**[a]	-	**9.9**[a]	-	**8.7**[a]
Barium	mg/kg	-	-	-	-	-	-
Beryllium	mg/kg	-	-	-	-	-	-
Cadmium	mg/kg	-	0.62 U	-	0.63 U	-	0.63 U
Calcium	mg/kg	-	-	-	-	-	-
Chromium	mg/kg	-	12.1	-	18.3	-	15.6
Chromium VI (hexavalent)	mg/kg	-	-	-	-	-	-
Cobalt	mg/kg	-	**10.1**[a]	-	**8.8**[a]	-	**10.3**[a]
Copper	mg/kg	-	9.3	-	22.2	-	21.6
Iron	mg/kg	-	**15900**[a]	-	**22400**[a]	-	**18700**[a]
Lead	mg/kg	-	14.3	-	18.6	-	44.5
Magnesium	mg/kg	-	-	-	-	-	-
Manganese	mg/kg	-	**906**[a]	-	**564**[a]	-	**545**[a]
Mercury	mg/kg	-	0.12 U	-	0.13 U	-	0.13 U
Nickel	mg/kg	-	10.0	-	27.4	-	18.3
Potassium	mg/kg	-	728	-	1510	-	1160
Selenium	mg/kg	-	0.62 U	-	0.63 U	-	0.63 U
Silver	mg/kg	-	1.2 U	-	1.3 U	-	1.3 U
Sodium	mg/kg	-	616 U	-	629 U	-	628 U
Thallium	mg/kg	-	1.2 U	-	1.3 U	-	1.3 U
Vanadium	mg/kg	-	25.1	-	29.6	-	28.0
Zinc	mg/kg	-	36.6	-	77.4	-	92.6

APPENDIX G.1

SOIL QUALITY DATA
RFI REPORT
FORMER MANUAL TRANSMISSIONS OF MUNCIE FACILITY
MUNCIE, INDIANA

AOI		***AOI 31***	***AOI 31***	***AOI 31***	***AOI 31***	***AOI 31***	***AOI 31***
Sample Location		***HH-2***	***HH-3,HH-4,HH-5,HH-6***	***HH-4***	***II-1,II-2,KK-1,KK-2***	***II-2***	***II-3,II-4,II-5,II-6***
Sample Identification		***S-017324-111908-JP-041***	***S-017324-111908-JP-040***	***S-017324-111908-JP-039***	***S-017324-111908-NH-004***	***S-017324-111908-NH-003***	***S-017324-111908-NH-006***
Sample Date		***11/19/2008***	***11/19/2008***	***11/19/2008***	***11/19/2008***	***11/19/2008***	***11/19/2008***
Sample Depth		***(0-2) FT***	***(0-2) FT***	***(0-2) FT***	***(0-2) FT***	***(0-2) FT***	***(0-2) FT***
Sample Type	***Units***						
General Chemistry							
Carbonate (as CaCO3)	mg/kg	-	-	-	-	-	-
Chloride	mg/kg	-	-	-	-	-	-
Chloride	s.u.	-	-	-	-	-	-
Cyanide (total)	mg/kg	-	-	-	-	-	-
N-Hexane extractable material	mg/kg	-	-	-	-	-	-
Percent moisture	%	-	-	-	-	-	-
pH	s.u.	-	-	-	-	-	-
Saturated aliphatic hydrocarbons	mg/kg	-	-	-	-	-	-
Sulfate	mg/kg	-	-	-	-	-	-
Total solids	%	79.3	81.1	80.2	79.5	79.4	79.6

Notes

mg/kg - Milligrams per kilogram
"-" - No value
U - Not detected at the associated reporting limit
J - Estimated concentration
UJ - Not detected; associated reporting limit is estimated
R - Rejected
s.u. - Standard units
nc - No criteria
ND - Non Detect (calculation)
BOLD[abc] Concentration exceeds associated screening level
IDEM Appendix A: Screening Levels Remedation Closure Guide - March 25, 2014
a - Exceeds IDEM residential migration to ground water screening levels
b - Exceeds IDEM commercial/industrial direct contact screening levels
c - Exceeds IDEM excavation direct contact screening levels

APPENDIX G.1

SOIL QUALITY DATA
RFI REPORT
FORMER MANUAL TRANSMISSIONS OF MUNCIE FACILITY
MUNCIE, INDIANA

AOI		*AOI 31*	*AOI 31*	*AOI 31*	*AOI 31*	*AOI 31*	*AOI 31*
Sample Location		*II-4*	*JJ-1*	*JJ-3,JJ-4,JJ-5,JJ-6*	*JJ-3,JJ-4,JJ-5,JJ-6*	*JJ-5*	*JJ-5*
Sample Identification		*S-017324-111908-NH-005*	*S-017324-111908-JP-033*	*S-017324-111908-JP-037*	*S-017324-111908-JP-038*	*S-017324-111908-JP-035*	*S-017324-111908-JP-036*
Sample Date		*11/19/2008*	*11/19/2008*	*11/19/2008*	*11/19/2008*	*11/19/2008*	*11/19/2008*
Sample Depth		*(0-2) FT*	*(0-2) FT*	*(0-2) FT*	*(0-2) FT*	*(0-2) FT*	*(0-2) FT*
Sample Type	*Units*				*Duplicate*		*Duplicate*
Volatile Organic Compounds (VOCs)							
Acetone	mg/kg	0.058	0.02 U	-	-	0.021 U	0.019 U
Benzene	mg/kg	0.0062 U	0.0049 U	-	-	0.0051 U	0.0049 U
Benzyl alcohol	mg/kg	-	-	-	-	-	-
Bromodichloromethane	mg/kg	0.0062 U	0.0049 U	-	-	0.0051 U	0.0049 U
Bromoform	mg/kg	0.0062 U	0.0049 U	-	-	0.0051 U	0.0049 U
Bromomethane (Methyl bromide)	mg/kg	0.0062 U	0.0049 U	-	-	0.0051 U	0.0049 U
2-Butanone (Methyl ethyl ketone) (MEK)	mg/kg	0.025 U	0.02 U	-	-	0.021 U	0.019 U
Carbon disulfide	mg/kg	0.0062 U	0.0049 U	-	-	0.0051 U	0.0049 U
Carbon tetrachloride	mg/kg	0.0062 U	0.0049 U	-	-	0.0051 U	0.0049 U
4-Chloroaniline	mg/kg	-	-	-	-	-	-
Chlorobenzene	mg/kg	0.0062 U	0.0049 U	-	-	0.0051 U	0.0049 U
Chloroethane	mg/kg	0.0062 U	0.0049 U	-	-	0.0051 U	0.0049 U
2-Chloroethyl vinyl ether	mg/kg	-	-	-	-	-	-
Chloroform (Trichloromethane)	mg/kg	0.0062 U	0.0049 U	-	-	0.0051 U	0.0049 U
Chloromethane (Methyl chloride)	mg/kg	0.0062 U	0.0049 U	-	-	0.0051 U	0.0049 U
Cyclohexane	mg/kg	0.012 U	0.0099 U	-	-	0.01 U	0.0097 U
Dibenzofuran	mg/kg	-	-	-	-	-	-
1,2-Dibromo-3-chloropropane (DBCP)	mg/kg	0.012 U	0.0099 U	-	-	0.01 U	0.0097 U
Dibromochloromethane	mg/kg	0.0062 U	0.0049 U	-	-	0.0051 U	0.0049 U
1,2-Dibromoethane (Ethylene dibromide)	mg/kg	0.0062 U	0.0049 U	-	-	0.0051 U	0.0049 U
1,2-Dichlorobenzene	mg/kg	0.0062 U	0.0049 U	-	-	0.0051 U	0.0049 U
1,3-Dichlorobenzene	mg/kg	0.0062 U	0.0049 U	-	-	0.0051 U	0.0049 U
1,4-Dichlorobenzene	mg/kg	0.0062 U	0.0049 U	-	-	0.0051 U	0.0049 U
Dichlorodifluoromethane (CFC-12)	mg/kg	0.0062 U	0.0049 U	-	-	0.0051 U	0.0049 U
Dichloroethane	mg/kg	-	-	-	-	-	-
1,1-Dichloroethane	mg/kg	0.0062 U	0.0049 U	-	-	0.0051 U	0.0049 U
1,2-Dichloroethane	mg/kg	0.0062 U	0.0049 U	-	-	0.0051 U	0.0049 U
Dichloroethene	mg/kg	-	-	-	-	-	-
1,2-Dichloroethene (total)	mg/kg	-	-	-	-	-	-
1,1-Dichloroethene	mg/kg	0.0062 U	0.0049 U	-	-	0.0051 U	0.0049 U
cis-1,2-Dichloroethene	mg/kg	0.0062 U	0.0049 U	-	-	0.0051 U	0.0049 U
trans-1,2-Dichloroethene	mg/kg	0.0062 U	0.0049 U	-	-	0.0051 U	0.0049 U
1,2-Dichloropropane	mg/kg	0.0062 U	0.0049 U	-	-	0.0051 U	0.0049 U
cis-1,3-Dichloropropene	mg/kg	0.0062 U	0.0049 U	-	-	0.0051 U	0.0049 U
trans-1,3-Dichloropropene	mg/kg	0.0062 U	0.0049 U	-	-	0.0051 U	0.0049 U
Ethylbenzene	mg/kg	0.0062 U	0.0049 U	-	-	0.0051 U	0.0049 U
2-Hexanone	mg/kg	0.025 U	0.02 U	-	-	0.021 U	0.019 U
Isopropyl benzene	mg/kg	0.0062 U	0.0049 U	-	-	0.0051 U	0.0049 U
Methyl acetate	mg/kg	0.012 U	0.0099 U	-	-	0.01 U	0.0097 U
Methyl cyclohexane	mg/kg	0.012 U	0.0099 U	-	-	0.01 U	0.0097 U
Methyl tert butyl ether (MTBE)	mg/kg	0.025 U	0.02 U	-	-	0.021 U	0.019 U
4-Methyl-2-pentanone (MIBK)	mg/kg	0.025 U	0.02 U	-	-	0.021 U	0.019 U
Methylene chloride	mg/kg	0.013	0.0049 U	-	-	0.0087	0.0089
Styrene	mg/kg	0.0062 U	0.0049 U	-	-	0.0051 U	0.0049 U
1,1,2,2-Tetrachloroethane	mg/kg	0.0062 U	0.0049 U	-	-	0.0051 U	0.0049 U
Tetrachloroethene	mg/kg	0.0062 U	0.0049 U	-	-	0.0051 U	0.0049 U

APPENDIX G.1

SOIL QUALITY DATA
RFI REPORT
FORMER MANUAL TRANSMISSIONS OF MUNCIE FACILITY
MUNCIE, INDIANA

AOI		*AOI 31*	*AOI 31*	*AOI 31*	*AOI 31*	*AOI 31*	*AOI 31*
Sample Location		*II-4*	*JJ-1*	*JJ-3,JJ-4,JJ-5,JJ-6*	*JJ-3,JJ-4,JJ-5,JJ-6*	*JJ-5*	*JJ-5*
Sample Identification		*S-017324-111908-NH-005*	*S-017324-111908-JP-033*	*S-017324-111908-JP-037*	*S-017324-111908-JP-038*	*S-017324-111908-JP-035*	*S-017324-111908-JP-036*
Sample Date		*11/19/2008*	*11/19/2008*	*11/19/2008*	*11/19/2008*	*11/19/2008*	*11/19/2008*
Sample Depth		*(0-2) FT*	*(0-2) FT*	*(0-2) FT*	*(0-2) FT*	*(0-2) FT*	*(0-2) FT*
Sample Type	*Units*				*Duplicate*		*Duplicate*
VOCs (Continued)							
Toluene	mg/kg	0.0062 U	0.0049 U	-	-	0.0051 U	0.0049 U
1,2,4-Trichlorobenzene	mg/kg	0.0062 U	0.0049 U	-	-	0.0051 U	0.0049 U
Trichloroethane	mg/kg	-	-	-	-	-	-
1,1,1-Trichloroethane	mg/kg	0.0062 U	0.0049 U	-	-	0.0051 U	0.0049 U
1,1,2-Trichloroethane	mg/kg	0.0062 U	0.0049 U	-	-	0.0051 U	0.0049 U
Trichloroethene	mg/kg	0.0062 U	0.0049 U	-	-	0.0051 U	0.0049 U
Trichlorofluoromethane (CFC-11)	mg/kg	0.0062 U	0.0049 U	-	-	0.0051 U	0.0049 U
Trifluorotrichloroethane (Freon 113)	mg/kg	0.0062 U	0.0049 U	-	-	0.0051 U	0.0049 U
Vinyl acetate	mg/kg	-	-	-	-	-	-
Vinyl chloride	mg/kg	0.0062 U	0.0049 U	-	-	0.0051 U	0.0049 U
Xylenes (total)	mg/kg	0.012 U	0.0099 U	-	-	0.01 U	0.0097 U
Semi-Volatile Organic Compounds (SVOCs)							
Acenaphthene	mg/kg	-	-	0.42 U	0.41 U	-	-
Acenaphthylene	mg/kg	-	-	0.42 U	0.41 U	-	-
Acetophenone	mg/kg	-	-	0.084 U	0.083 U	-	-
Anthracene	mg/kg	-	-	0.42 U	0.41 U	-	-
Atrazine	mg/kg	-	-	0.42 U	0.41 U	-	-
Benzaldehyde	mg/kg	-	-	0.42 U	0.41 U	-	-
Benzo(a)anthracene	mg/kg	-	-	0.42 U	0.41 U	-	-
Benzo(a)pyrene	mg/kg	-	-	0.42 U	0.41 U	-	-
Benzo(b)fluoranthene	mg/kg	-	-	0.42 U	0.41 U	-	-
Benzo(g,h,i)perylene	mg/kg	-	-	0.42 U	0.41 U	-	-
Benzo(k)fluoranthene	mg/kg	-	-	0.42 U	0.41 U	-	-
Benzoic acid	mg/kg	-	-	-	-	-	-
Biphenyl (1,1-Biphenyl)	mg/kg	-	-	0.42 U	0.41 U	-	-
4-Bromophenyl phenyl ether	mg/kg	-	-	0.42 U	0.41 U	-	-
Butyl benzylphthalate (BBP)	mg/kg	-	-	0.42 U	0.41 U	-	-
Caprolactam	mg/kg	-	-	0.42 U	0.41 U	-	-
Carbazole	mg/kg	-	-	0.42 U	0.41 U	-	-
4-Chloro-3-methylphenol	mg/kg	-	-	0.42 U	0.41 U	-	-
4-Chloroaniline	mg/kg	-	-	0.42 U	0.41 U	-	-
bis(2-Chloroethoxy)methane	mg/kg	-	-	0.42 U	0.41 U	-	-
bis(2-Chloroethyl)ether	mg/kg	-	-	0.42 U	0.41 U	-	-
2-Chloronaphthalene	mg/kg	-	-	0.42 U	0.41 U	-	-
2-Chlorophenol	mg/kg	-	-	0.42 U	0.41 U	-	-
4-Chlorophenyl phenyl ether	mg/kg	-	-	0.42 U	0.41 U	-	-
Chrysene	mg/kg	-	-	0.42 U	0.41 U	-	-
Dibenz(a,h)anthracene	mg/kg	-	-	0.42 U	0.41 U	-	-
Dibenzofuran	mg/kg	-	-	0.42 U	0.41 U	-	-
1,2-Dichlorobenzene	mg/kg	-	-	-	-	-	-
1,3-Dichlorobenzene	mg/kg	-	-	-	-	-	-
1,4-Dichlorobenzene	mg/kg	-	-	-	-	-	-
3,3'-Dichlorobenzidine	mg/kg	-	-	2 U	2 U	-	-
2,4-Dichlorophenol	mg/kg	-	-	0.42 U	0.41 U	-	-
Diethyl phthalate	mg/kg	-	-	0.42 U	0.41 U	-	-

APPENDIX G.1

SOIL QUALITY DATA
RFI REPORT
FORMER MANUAL TRANSMISSIONS OF MUNCIE FACILITY
MUNCIE, INDIANA

AOI		*AOI 31*	*AOI 31*	*AOI 31*	*AOI 31*	*AOI 31*	*AOI 31*
Sample Location		*II-4*	*JJ-1*	*JJ-3,JJ-4,JJ-5,JJ-6*	*JJ-3,JJ-4,JJ-5,JJ-6*	*JJ-5*	*JJ-5*
Sample Identification		*S-017324-111908-NH-005*	*S-017324-111908-JP-033*	*S-017324-111908-JP-037*	*S-017324-111908-JP-038*	*S-017324-111908-JP-035*	*S-017324-111908-JP-036*
Sample Date		*11/19/2008*	*11/19/2008*	*11/19/2008*	*11/19/2008*	*11/19/2008*	*11/19/2008*
Sample Depth		*(0-2) FT*	*(0-2) FT*	*(0-2) FT*	*(0-2) FT*	*(0-2) FT*	*(0-2) FT*
Sample Type	*Units*				*Duplicate*		*Duplicate*
SVOCs (Continued)							
Dimethyl phthalate	mg/kg	-	-	0.42 U	0.41 U	-	-
2,4-Dimethylphenol	mg/kg	-	-	0.42 U	0.41 U	-	-
Di-n-butylphthalate (DBP)	mg/kg	-	-	0.42 U	0.41 U	-	-
4,6-Dinitro-2-methylphenol	mg/kg	-	-	2 U	2 U	-	-
2,4-Dinitrophenol	mg/kg	-	-	2 U	2 U	-	-
2,4-Dinitrotoluene	mg/kg	-	-	0.42 U	0.41 U	-	-
2,6-Dinitrotoluene	mg/kg	-	-	0.42 U	0.41 U	-	-
Di-n-octyl phthalate (DnOP)	mg/kg	-	-	0.42 U	0.41 U	-	-
bis(2-Ethylhexyl)phthalate (DEHP)	mg/kg	-	-	0.42 U	0.41 U	-	-
Fluoranthene	mg/kg	-	-	0.42 U	0.41 U	-	-
Fluorene	mg/kg	-	-	0.42 U	0.41 U	-	-
Hexachlorobenzene	mg/kg	-	-	0.42 U	0.41 U	-	-
Hexachlorobutadiene	mg/kg	-	-	0.42 U	0.41 U	-	-
Hexachlorocyclopentadiene	mg/kg	-	-	2 U	2 U	-	-
Hexachloroethane	mg/kg	-	-	0.42 U	0.41 U	-	-
Indeno(1,2,3-cd)pyrene	mg/kg	-	-	0.42 U	0.41 U	-	-
Isophorone	mg/kg	-	-	0.42 U	0.41 U	-	-
2-Methylnaphthalene	mg/kg	-	-	0.42 U	0.41 U	-	-
2-Methylphenol	mg/kg	-	-	0.42 U	0.41 U	-	-
3&4-Methylphenol	mg/kg	-	-	-	-	-	-
4-Methylphenol	mg/kg	-	-	0.42 U	0.41 U	-	-
Naphthalene	mg/kg	-	-	0.42 U	0.41 U	-	-
2-Nitroaniline	mg/kg	-	-	2 U	2 U	-	-
3-Nitroaniline	mg/kg	-	-	2 U	2 U	-	-
4-Nitroaniline	mg/kg	-	-	2 U	2 U	-	-
Nitrobenzene	mg/kg	-	-	0.42 U	0.41 U	-	-
2-Nitrophenol	mg/kg	-	-	0.42 U	0.41 U	-	-
4-Nitrophenol	mg/kg	-	-	2 U	2 U	-	-
N-Nitrosodi-n-propylamine	mg/kg	-	-	0.42 U	0.41 U	-	-
N-Nitrosodiphenylamine	mg/kg	-	-	0.42 U	0.41 U	-	-
N-Nitrosodimethylamine	mg/kg	-	-	-	-	-	-
2,2'-Oxybis(1-chloropropane)	mg/kg	-	-	0.42 U	0.41 U	-	-
Pentachlorophenol	mg/kg	-	-	0.42 U	0.41 U	-	-
Phenanthrene	mg/kg	-	-	0.42 U	0.41 U	-	-
Phenol	mg/kg	-	-	0.42 U	0.41 U	-	-
Pyrene	mg/kg	-	-	0.42 U	0.41 U	-	-
1,2,4-Trichlorobenzene	mg/kg	-	-	-	-	-	-
2,4,5-Trichlorophenol	mg/kg	-	-	0.42 U	0.41 U	-	-
2,4,6-Trichlorophenol	mg/kg	-	-	0.42 U	0.41 U	-	-

APPENDIX G.1

SOIL QUALITY DATA
RFI REPORT
FORMER MANUAL TRANSMISSIONS OF MUNCIE FACILITY
MUNCIE, INDIANA

AOI		*AOI 31*	*AOI 31*	*AOI 31*	*AOI 31*	*AOI 31*	*AOI 31*
Sample Location		*II-4*	*JJ-1*	*JJ-3,JJ-4,JJ-5,JJ-6*	*JJ-3,JJ-4,JJ-5,JJ-6*	*JJ-5*	*JJ-5*
Sample Identification		*S-017324-111908-NH-005*	*S-017324-111908-JP-033*	*S-017324-111908-JP-037*	*S-017324-111908-JP-038*	*S-017324-111908-JP-035*	*S-017324-111908-JP-036*
Sample Date		*11/19/2008*	*11/19/2008*	*11/19/2008*	*11/19/2008*	*11/19/2008*	*11/19/2008*
Sample Depth		*(0-2) FT*	*(0-2) FT*	*(0-2) FT*	*(0-2) FT*	*(0-2) FT*	*(0-2) FT*
Sample Type	*Units*				*Duplicate*		*Duplicate*
Polychlorinated Biphenyls (PCBs)							
Aroclor-1016 (PCB-1016)	mg/kg	-	-	0.042 U	0.041 U	-	-
Aroclor-1221 (PCB-1221)	mg/kg	-	-	0.042 U	0.041 U	-	-
Aroclor-1232 (PCB-1232)	mg/kg	-	-	0.042 U	0.041 U	-	-
Aroclor-1242 (PCB-1242)	mg/kg	-	-	0.042 U	0.041 U	-	-
Aroclor-1248 (PCB-1248)	mg/kg	-	-	0.042 U	0.041 U	-	-
Aroclor-1254 (PCB-1254)	mg/kg	-	-	0.042 U	0.041 U	-	-
Aroclor-1260 (PCB-1260)	mg/kg	-	-	0.042 U	0.041 U	-	-
Total PCBs	mg/kg	-	-	ND	ND	-	-
Total Petroleum Hydrocarbons (TPH)							
Total Petroleum Hydrocarbons - Diesel	mg/kg	-	-	-	-	-	-
Total Petroleum Hydrocarbons - Gas	mg/kg	-	-	-	-	-	-
Total Petroleum Hydrocarbons - Oil	mg/kg	-	-	-	-	-	-
Total Petroleum Hydrocarbons	mg/kg	-	-	-	-	-	-
Total Petroleum Hydrocarbons - Purgeable (GRO)	mg/kg	-	-	-	-	-	-
Total Petroleum Hydrocarbons (C10-C20)	mg/kg	-	-	-	-	-	-
Total Petroleum Hydrocarbons (C20-C34)	mg/kg	-	-	-	-	-	-
Total Petroleum Hydrocarbons (C6-C10) GRO	mg/kg	-	-	-	-	-	-
Metals							
Aluminum	mg/kg	-	-	15100	13200	-	-
Antimony	mg/kg	-	-	7.6 U	7.5 U	-	-
Arsenic	mg/kg	-	-	**14.3**[a]	**10.9**[a]	-	-
Barium	mg/kg	-	-	-	-	-	-
Beryllium	mg/kg	-	-	-	-	-	-
Cadmium	mg/kg	-	-	0.63 U	0.63 U	-	-
Calcium	mg/kg	-	-	-	-	-	-
Chromium	mg/kg	-	-	21.0	18.5	-	-
Chromium VI (hexavalent)	mg/kg	-	-	-	-	-	-
Cobalt	mg/kg	-	-	**8.1**[a]	**9.6**[a]	-	-
Copper	mg/kg	-	-	27.9	23.6	-	-
Iron	mg/kg	-	-	**29200**[a]	**24500**[a]	-	-
Lead	mg/kg	-	-	20.3	14.6	-	-
Magnesium	mg/kg	-	-	-	-	-	-
Manganese	mg/kg	-	-	345	**450**[a]	-	-
Mercury	mg/kg	-	-	0.13 U	0.13 U	-	-
Nickel	mg/kg	-	-	23.9	27.4	-	-
Potassium	mg/kg	-	-	1310	1420	-	-
Selenium	mg/kg	-	-	0.63 U	0.63 U	-	-
Silver	mg/kg	-	-	1.3 U	1.3 U	-	-
Sodium	mg/kg	-	-	634 U	626 U	-	-
Thallium	mg/kg	-	-	1.3 U	1.3 U	-	-
Vanadium	mg/kg	-	-	36.2	30.8	-	-
Zinc	mg/kg	-	-	84.5	69.6	-	-

APPENDIX G.1

SOIL QUALITY DATA
RFI REPORT
FORMER MANUAL TRANSMISSIONS OF MUNCIE FACILITY
MUNCIE, INDIANA

AOI		*AOI 31*	*AOI 31*	*AOI 31*	*AOI 31*	*AOI 31*	*AOI 31*
Sample Location		***II-4***	***JJ-1***	***JJ-3,JJ-4,JJ-5,JJ-6***	***JJ-3,JJ-4,JJ-5,JJ-6***	***JJ-5***	***JJ-5***
Sample Identification		***S-017324-111908-NH-005***	***S-017324-111908-JP-033***	***S-017324-111908-JP-037***	***S-017324-111908-JP-038***	***S-017324-111908-JP-035***	***S-017324-111908-JP-036***
Sample Date		***11/19/2008***	***11/19/2008***	***11/19/2008***	***11/19/2008***	***11/19/2008***	***11/19/2008***
Sample Depth		***(0-2) FT***	***(0-2) FT***	***(0-2) FT***	***(0-2) FT***	***(0-2) FT***	***(0-2) FT***
Sample Type	***Units***				***Duplicate***		***Duplicate***
General Chemistry							
Carbonate (as CaCO3)	mg/kg	-	-	-	-	-	-
Chloride	mg/kg	-	-	-	-	-	-
Chloride	s.u.	-	-	-	-	-	-
Cyanide (total)	mg/kg	-	-	-	-	-	-
N-Hexane extractable material	mg/kg	-	-	-	-	-	-
Percent moisture	%	-	-	-	-	-	-
pH	s.u.	-	-	-	-	-	-
Saturated aliphatic hydrocarbons	mg/kg	-	-	-	-	-	-
Sulfate	mg/kg	-	-	-	-	-	-
Total solids	%	79.5	82.0	78.9	79.9	81.7	81.1

Notes
mg/kg - Milligrams per kilogram
"-" - No value
U - Not detected at the associated reporting limit
J - Estimated concentration
UJ - Not detected; associated reporting limit is estimated
R - Rejected
s.u. - Standard units
nc - No criteria
ND - Non Detect (calculation)
BOLD[abc] Concentration exceeds associated screening level
IDEM Appendix A: Screening Levels Remedation Closure Guide - March 25, 2014
a - Exceeds IDEM residential migration to ground water screening levels
b - Exceeds IDEM commercial/industrial direct contact screening levels
c - Exceeds IDEM excavation direct contact screening levels

APPENDIX G.1

SOIL QUALITY DATA
RFI REPORT
FORMER MANUAL TRANSMISSIONS OF MUNCIE FACILITY
MUNCIE, INDIANA

AOI		*AOI 31*	*AOI 31*	*AOI 31*	*AOI 31*	*AOI 31*	*AOI 31*
Sample Location		*KK-2*	*KK-6,KK-5,KK-4,KK-3*	*LL-1,LL-2,JJ-1,JJ-2*	*LL-3,LL-4,LL-5,LL-6*	*LL-4*	*V-1,V-2,V-3,V-4*
Sample Identification		*S-017324-111908-NH-002*	*S-017324-111908-NH-001*	*S-017324-111908-JP-034*	*S-017324-111908-JP-032*	*S-017324-111908-JP-031*	*S-017324-111908-NH-008*
Sample Date		*11/19/2008*	*11/19/2008*	*11/19/2008*	*11/19/2008*	*11/19/2008*	*11/19/2008*
Sample Depth		*(0-2) FT*	*(0-2) FT*	*(0-2) FT*	*(0-2) FT*	*(0-2) FT*	*(0-2) FT*
Sample Type	*Units*						
Volatile Organic Compounds (VOCs)							
Acetone	mg/kg	0.023 U	-	-	-	0.021 U	-
Benzene	mg/kg	0.0057 U	-	-	-	0.0052 U	-
Benzyl alcohol	mg/kg	-	-	-	-	-	-
Bromodichloromethane	mg/kg	0.0057 U	-	-	-	0.0052 U	-
Bromoform	mg/kg	0.0057 U	-	-	-	0.0052 U	-
Bromomethane (Methyl bromide)	mg/kg	0.0057 U	-	-	-	0.0052 U	-
2-Butanone (Methyl ethyl ketone) (MEK)	mg/kg	0.023 U	-	-	-	0.021 U	-
Carbon disulfide	mg/kg	0.0057 U	-	-	-	0.0052 U	-
Carbon tetrachloride	mg/kg	0.0057 U	-	-	-	0.0052 U	-
4-Chloroaniline	mg/kg	-	-	-	-	-	-
Chlorobenzene	mg/kg	0.0057 U	-	-	-	0.0052 U	-
Chloroethane	mg/kg	0.0057 U	-	-	-	0.0052 U	-
2-Chloroethyl vinyl ether	mg/kg	-	-	-	-	-	-
Chloroform (Trichloromethane)	mg/kg	0.0057 U	-	-	-	0.0052 U	-
Chloromethane (Methyl chloride)	mg/kg	0.0057 U	-	-	-	0.0052 U	-
Cyclohexane	mg/kg	0.011 U	-	-	-	0.01 U	-
Dibenzofuran	mg/kg	-	-	-	-	-	-
1,2-Dibromo-3-chloropropane (DBCP)	mg/kg	0.011 U	-	-	-	0.01 U	-
Dibromochloromethane	mg/kg	0.0057 U	-	-	-	0.0052 U	-
1,2-Dibromoethane (Ethylene dibromide)	mg/kg	0.0057 U	-	-	-	0.0052 U	-
1,2-Dichlorobenzene	mg/kg	0.0057 U	-	-	-	0.0052 U	-
1,3-Dichlorobenzene	mg/kg	0.0057 U	-	-	-	0.0052 U	-
1,4-Dichlorobenzene	mg/kg	0.0057 U	-	-	-	0.0052 U	-
Dichlorodifluoromethane (CFC-12)	mg/kg	0.0057 U	-	-	-	0.0052 U	-
Dichloroethane	mg/kg	-	-	-	-	-	-
1,1-Dichloroethane	mg/kg	0.0057 U	-	-	-	0.0052 U	-
1,2-Dichloroethane	mg/kg	0.0057 U	-	-	-	0.0052 U	-
Dichloroethene	mg/kg	-	-	-	-	-	-
1,2-Dichloroethene (total)	mg/kg	-	-	-	-	-	-
1,1-Dichloroethene	mg/kg	0.0057 U	-	-	-	0.0052 U	-
cis-1,2-Dichloroethene	mg/kg	0.0057 U	-	-	-	0.0052 U	-
trans-1,2-Dichloroethene	mg/kg	0.0057 U	-	-	-	0.0052 U	-
1,2-Dichloropropane	mg/kg	0.0057 U	-	-	-	0.0052 U	-
cis-1,3-Dichloropropene	mg/kg	0.0057 U	-	-	-	0.0052 U	-
trans-1,3-Dichloropropene	mg/kg	0.0057 U	-	-	-	0.0052 U	-
Ethylbenzene	mg/kg	0.0057 U	-	-	-	0.0052 U	-
2-Hexanone	mg/kg	0.023 U	-	-	-	0.021 U	-
Isopropyl benzene	mg/kg	0.0057 U	-	-	-	0.0052 U	-
Methyl acetate	mg/kg	0.011 U	-	-	-	0.01 U	-
Methyl cyclohexane	mg/kg	0.011 U	-	-	-	0.01 U	-
Methyl tert butyl ether (MTBE)	mg/kg	0.023 U	-	-	-	0.021 U	-
4-Methyl-2-pentanone (MIBK)	mg/kg	0.023 U	-	-	-	0.021 U	-
Methylene chloride	mg/kg	0.014	-	-	-	0.0052 U	-
Styrene	mg/kg	0.0057 U	-	-	-	0.0052 U	-
1,1,2,2-Tetrachloroethane	mg/kg	0.0057 U	-	-	-	0.0052 U	-
Tetrachloroethene	mg/kg	0.0057 U	-	-	-	0.0052 U	-

APPENDIX G.1

SOIL QUALITY DATA
RFI REPORT
FORMER MANUAL TRANSMISSIONS OF MUNCIE FACILITY
MUNCIE, INDIANA

AOI		*AOI 31*	*AOI 31*	*AOI 31*	*AOI 31*	*AOI 31*	*AOI 31*
Sample Location		*KK-2*	*KK-6,KK-5,KK-4,KK-3*	*LL-1,LL-2,JJ-1,JJ-2*	*LL-3,LL-4,LL-5,LL-6*	*LL-4*	*V-1,V-2,V-3,V-4*
Sample Identification		*S-017324-111908-NH-002*	*S-017324-111908-NH-001*	*S-017324-111908-JP-034*	*S-017324-111908-JP-032*	*S-017324-111908-JP-031*	*S-017324-111908-NH-008*
Sample Date		*11/19/2008*	*11/19/2008*	*11/19/2008*	*11/19/2008*	*11/19/2008*	*11/19/2008*
Sample Depth		*(0-2) FT*	*(0-2) FT*	*(0-2) FT*	*(0-2) FT*	*(0-2) FT*	*(0-2) FT*
Sample Type	*Units*						
VOCs (Continued)							
Toluene	mg/kg	0.0057 U	-	-	-	0.0052 U	-
1,2,4-Trichlorobenzene	mg/kg	0.0057 U	-	-	-	0.0052 U	-
Trichloroethane	mg/kg	-	-	-	-	-	-
1,1,1-Trichloroethane	mg/kg	0.0057 U	-	-	-	0.0052 U	-
1,1,2-Trichloroethane	mg/kg	0.0057 U	-	-	-	0.0052 U	-
Trichloroethene	mg/kg	0.0057 U	-	-	-	0.0052 U	-
Trichlorofluoromethane (CFC-11)	mg/kg	0.0057 U	-	-	-	0.0052 U	-
Trifluorotrichloroethane (Freon 113)	mg/kg	0.0057 U	-	-	-	0.0052 U	-
Vinyl acetate	mg/kg	-	-	-	-	-	-
Vinyl chloride	mg/kg	0.0057 U	-	-	-	0.0052 U	-
Xylenes (total)	mg/kg	0.011 U	-	-	-	0.01 U	-
Semi-Volatile Organic Compounds (SVOCs)							
Acenaphthene	mg/kg	-	0.42 U	0.41 U	0.41 U	-	0.39 U
Acenaphthylene	mg/kg	-	0.42 U	0.41 U	0.41 U	-	0.39 U
Acetophenone	mg/kg	-	0.084 U	0.082 U	0.083 U	-	0.079 U
Anthracene	mg/kg	-	0.42 U	0.41 U	0.41 U	-	0.39 U
Atrazine	mg/kg	-	0.42 U	0.41 U	0.41 U	-	0.39 U
Benzaldehyde	mg/kg	-	0.42 U	0.41 U	0.41 U	-	0.39 U
Benzo(a)anthracene	mg/kg	-	0.42 U	0.41 U	0.41 U	-	0.39 U
Benzo(a)pyrene	mg/kg	-	0.42 U	0.41 U	0.41 U	-	0.39 U
Benzo(b)fluoranthene	mg/kg	-	0.42 U	0.41 U	0.41 U	-	0.39 U
Benzo(g,h,i)perylene	mg/kg	-	0.42 U	0.41 U	0.41 U	-	0.39 U
Benzo(k)fluoranthene	mg/kg	-	0.42 U	0.41 U	0.41 U	-	0.39 U
Benzoic acid	mg/kg	-	-	-	-	-	-
Biphenyl (1,1-Biphenyl)	mg/kg	-	0.42 U	0.41 U	0.41 U	-	0.39 U
4-Bromophenyl phenyl ether	mg/kg	-	0.42 U	0.41 U	0.41 U	-	0.39 U
Butyl benzylphthalate (BBP)	mg/kg	-	0.42 U	0.41 U	0.41 U	-	0.39 U
Caprolactam	mg/kg	-	0.42 U	0.41 U	0.41 U	-	0.39 U
Carbazole	mg/kg	-	0.42 U	0.41 U	0.41 U	-	0.39 U
4-Chloro-3-methylphenol	mg/kg	-	0.42 U	0.41 U	0.41 U	-	0.39 U
4-Chloroaniline	mg/kg	-	0.42 U	0.41 U	0.41 U	-	0.39 U
bis(2-Chloroethoxy)methane	mg/kg	-	0.42 U	0.41 U	0.41 U	-	0.39 U
bis(2-Chloroethyl)ether	mg/kg	-	0.42 U	0.41 U	0.41 U	-	0.39 U
2-Chloronaphthalene	mg/kg	-	0.42 U	0.41 U	0.41 U	-	0.39 U
2-Chlorophenol	mg/kg	-	0.42 U	0.41 U	0.41 U	-	0.39 U
4-Chlorophenyl phenyl ether	mg/kg	-	0.42 U	0.41 U	0.41 U	-	0.39 U
Chrysene	mg/kg	-	0.42 U	0.41 U	0.41 U	-	0.39 U
Dibenz(a,h)anthracene	mg/kg	-	0.42 U	0.41 U	0.41 U	-	0.39 U
Dibenzofuran	mg/kg	-	0.42 U	0.41 U	0.41 U	-	0.39 U
1,2-Dichlorobenzene	mg/kg	-	-	-	-	-	-
1,3-Dichlorobenzene	mg/kg	-	-	-	-	-	-
1,4-Dichlorobenzene	mg/kg	-	-	-	-	-	-
3,3'-Dichlorobenzidine	mg/kg	-	2 U	2 U	2 U	-	1.9 U
2,4-Dichlorophenol	mg/kg	-	0.42 U	0.41 U	0.41 U	-	0.39 U
Diethyl phthalate	mg/kg	-	0.42 U	0.41 U	0.41 U	-	0.39 U

APPENDIX G.1

SOIL QUALITY DATA
RFI REPORT
FORMER MANUAL TRANSMISSIONS OF MUNCIE FACILITY
MUNCIE, INDIANA

AOI		*AOI 31*	*AOI 31*	*AOI 31*	*AOI 31*	*AOI 31*	*AOI 31*
Sample Location		*KK-2*	*KK-6,KK-5,KK-4,KK-3*	*LL-1,LL-2,JJ-1,JJ-2*	*LL-3,LL-4,LL-5,LL-6*	*LL-4*	*V-1,V-2,V-3,V-4*
Sample Identification		*S-017324-111908-NH-002*	*S-017324-111908-NH-001*	*S-017324-111908-JP-034*	*S-017324-111908-JP-032*	*S-017324-111908-JP-031*	*S-017324-111908-NH-008*
Sample Date		*11/19/2008*	*11/19/2008*	*11/19/2008*	*11/19/2008*	*11/19/2008*	*11/19/2008*
Sample Depth		*(0-2) FT*	*(0-2) FT*	*(0-2) FT*	*(0-2) FT*	*(0-2) FT*	*(0-2) FT*
Sample Type	*Units*						
SVOCs (Continued)							
Dimethyl phthalate	mg/kg	-	0.42 U	0.41 U	0.41 U	-	0.39 U
2,4-Dimethylphenol	mg/kg	-	0.42 U	0.41 U	0.41 U	-	0.39 U
Di-n-butylphthalate (DBP)	mg/kg	-	0.42 U	0.41 U	0.41 U	-	0.39 U
4,6-Dinitro-2-methylphenol	mg/kg	-	2 U	2 U	2 U	-	1.9 U
2,4-Dinitrophenol	mg/kg	-	2 U	2 U	2 U	-	1.9 U
2,4-Dinitrotoluene	mg/kg	-	0.42 U	0.41 U	0.41 U	-	0.39 U
2,6-Dinitrotoluene	mg/kg	-	0.42 U	0.41 U	0.41 U	-	0.39 U
Di-n-octyl phthalate (DnOP)	mg/kg	-	0.42 U	0.41 U	0.41 U	-	0.39 U
bis(2-Ethylhexyl)phthalate (DEHP)	mg/kg	-	0.42 U	0.41 U	0.41 U	-	0.39 U
Fluoranthene	mg/kg	-	0.42 U	0.41 U	0.41 U	-	0.39 U
Fluorene	mg/kg	-	0.42 U	0.41 U	0.41 U	-	0.39 U
Hexachlorobenzene	mg/kg	-	0.42 U	0.41 U	0.41 U	-	0.39 U
Hexachlorobutadiene	mg/kg	-	0.42 U	0.41 U	0.41 U	-	0.39 U
Hexachlorocyclopentadiene	mg/kg	-	2 U	2 U	2 U	-	1.9 U
Hexachloroethane	mg/kg	-	0.42 U	0.41 U	0.41 U	-	0.39 U
Indeno(1,2,3-cd)pyrene	mg/kg	-	0.42 U	0.41 U	0.41 U	-	0.39 U
Isophorone	mg/kg	-	0.42 U	0.41 U	0.41 U	-	0.39 U
2-Methylnaphthalene	mg/kg	-	0.42 U	0.41 U	0.41 U	-	0.39 U
2-Methylphenol	mg/kg	-	0.42 U	0.41 U	0.41 U	-	0.39 U
3&4-Methylphenol	mg/kg	-	-	-	-	-	-
4-Methylphenol	mg/kg	-	0.42 U	0.41 U	0.41 U	-	0.39 U
Naphthalene	mg/kg	-	0.42 U	0.41 U	0.41 U	-	0.39 U
2-Nitroaniline	mg/kg	-	2 U	2 U	2 U	-	1.9 U
3-Nitroaniline	mg/kg	-	2 U	2 U	2 U	-	1.9 U
4-Nitroaniline	mg/kg	-	2 U	2 U	2 U	-	1.9 U
Nitrobenzene	mg/kg	-	0.42 U	0.41 U	0.41 U	-	0.39 U
2-Nitrophenol	mg/kg	-	0.42 U	0.41 U	0.41 U	-	0.39 U
4-Nitrophenol	mg/kg	-	2 U	2 U	2 U	-	1.9 U
N-Nitrosodi-n-propylamine	mg/kg	-	0.42 U	0.41 U	0.41 U	-	0.39 U
N-Nitrosodiphenylamine	mg/kg	-	0.42 U	0.41 U	0.41 U	-	0.39 U
N-Nitrosodimethylamine	mg/kg	-	-	-	-	-	-
2,2'-Oxybis(1-chloropropane)	mg/kg	-	0.42 U	0.41 U	0.41 U	-	0.39 U
Pentachlorophenol	mg/kg	-	0.42 U	0.41 U	0.41 U	-	0.39 U
Phenanthrene	mg/kg	-	0.42 U	0.41 U	0.41 U	-	0.39 U
Phenol	mg/kg	-	0.42 U	0.41 U	0.41 U	-	0.39 U
Pyrene	mg/kg	-	0.42 U	0.41 U	0.41 U	-	0.39 U
1,2,4-Trichlorobenzene	mg/kg	-	-	-	-	-	-
2,4,5-Trichlorophenol	mg/kg	-	0.42 U	0.41 U	0.41 U	-	0.39 U
2,4,6-Trichlorophenol	mg/kg	-	0.42 U	0.41 U	0.41 U	-	0.39 U

APPENDIX G.1

SOIL QUALITY DATA
RFI REPORT
FORMER MANUAL TRANSMISSIONS OF MUNCIE FACILITY
MUNCIE, INDIANA

AOI		*AOI 31*	*AOI 31*	*AOI 31*	*AOI 31*	*AOI 31*	*AOI 31*
Sample Location		*KK-2*	*KK-6,KK-5,KK-4,KK-3*	*LL-1,LL-2,JJ-1,JJ-2*	*LL-3,LL-4,LL-5,LL-6*	*LL-4*	*V-1,V-2,V-3,V-4*
Sample Identification		*S-017324-111908-NH-002*	*S-017324-111908-NH-001*	*S-017324-111908-JP-034*	*S-017324-111908-JP-032*	*S-017324-111908-JP-031*	*S-017324-111908-NH-008*
Sample Date		*11/19/2008*	*11/19/2008*	*11/19/2008*	*11/19/2008*	*11/19/2008*	*11/19/2008*
Sample Depth		*(0-2) FT*	*(0-2) FT*	*(0-2) FT*	*(0-2) FT*	*(0-2) FT*	*(0-2) FT*
Sample Type	*Units*						
Polychlorinated Biphenyls (PCBs)							
Aroclor-1016 (PCB-1016)	mg/kg	-	0.042 U	0.041 U	0.041 U	-	0.039 U
Aroclor-1221 (PCB-1221)	mg/kg	-	0.042 U	0.041 U	0.041 U	-	0.039 U
Aroclor-1232 (PCB-1232)	mg/kg	-	0.042 U	0.041 U	0.041 U	-	0.039 U
Aroclor-1242 (PCB-1242)	mg/kg	-	0.042 U	0.041 U	0.041 U	-	0.039 U
Aroclor-1248 (PCB-1248)	mg/kg	-	0.042 U	0.041 U	0.041 U	-	0.039 U
Aroclor-1254 (PCB-1254)	mg/kg	-	0.042 U	0.041 U	0.041 U	-	0.039 U
Aroclor-1260 (PCB-1260)	mg/kg	-	0.042 U	0.041 U	0.041 U	-	0.039 U
Total PCBs	mg/kg	-	ND	ND	ND	-	ND
Total Petroleum Hydrocarbons (TPH)							
Total Petroleum Hydrocarbons - Diesel	mg/kg	-	-	-	-	-	-
Total Petroleum Hydrocarbons - Gas	mg/kg	-	-	-	-	-	-
Total Petroleum Hydrocarbons - Oil	mg/kg	-	-	-	-	-	-
Total Petroleum Hydrocarbons	mg/kg	-	-	-	-	-	-
Total Petroleum Hydrocarbons - Purgeable (GRO)	mg/kg	-	-	-	-	-	-
Total Petroleum Hydrocarbons (C10-C20)	mg/kg	-	-	-	-	-	-
Total Petroleum Hydrocarbons (C20-C34)	mg/kg	-	-	-	-	-	-
Total Petroleum Hydrocarbons (C6-C10) GRO	mg/kg	-	-	-	-	-	-
Metals							
Aluminum	mg/kg	-	15400	13100	10400	-	6340
Antimony	mg/kg	-	7.6 U	7.4 U	7.5 UJ	-	7.1 U
Arsenic	mg/kg	-	**12.3**[a]	**8.3**[a]	**7.5**[a]	-	5.9
Barium	mg/kg	-	-	-	-	-	-
Beryllium	mg/kg	-	-	-	-	-	-
Cadmium	mg/kg	-	0.63 U	0.62 U	0.62 U	-	0.59 U
Calcium	mg/kg	-	-	-	-	-	-
Chromium	mg/kg	-	20.7	15.9	13.9	-	9.6
Chromium VI (hexavalent)	mg/kg	-	-	-	-	-	-
Cobalt	mg/kg	-	**10.2**[a]	**7.3**[a]	**9.1**[a]	-	**5.9**[a]
Copper	mg/kg	-	29.2	13.0	15.9 J	-	13.0
Iron	mg/kg	-	**27900**[a]	**19400**[a]	**17300**[a]	-	**11500**[a]
Lead	mg/kg	-	16.3	12.8	15.9	-	9.1 J
Magnesium	mg/kg	-	-	-	-	-	-
Manganese	mg/kg	-	**487**[a]	370	**522**[a]	-	274
Mercury	mg/kg	-	0.13 U	0.12 U	0.12 U	-	0.12 U
Nickel	mg/kg	-	32.3	12.3	16.7	-	13.0
Potassium	mg/kg	-	1360	1130	1130	-	1170
Selenium	mg/kg	-	0.63 U	0.62 U	0.62 U	-	0.59 U
Silver	mg/kg	-	1.3 U	1.2 U	1.2 U	-	1.2 U
Sodium	mg/kg	-	631 U	617 U	624 U	-	593 U
Thallium	mg/kg	-	1.3 U	1.2 U	1.2 U	-	1.2 U
Vanadium	mg/kg	-	31.4	29.5	25.6	-	15.6
Zinc	mg/kg	-	84.7	50.8	55.3	-	39.8

APPENDIX G.1

SOIL QUALITY DATA
RFI REPORT
FORMER MANUAL TRANSMISSIONS OF MUNCIE FACILITY
MUNCIE, INDIANA

AOI		*AOI 31*	*AOI 31*	*AOI 31*	*AOI 31*	*AOI 31*	*AOI 31*
Sample Location		***KK-2***	***KK-6,KK-5,KK-4,KK-3***	***LL-1,LL-2,JJ-1,JJ-2***	***LL-3,LL-4,LL-5,LL-6***	***LL-4***	***V-1,V-2,V-3,V-4***
Sample Identification		***S-017324-111908-NH-002***	***S-017324-111908-NH-001***	***S-017324-111908-JP-034***	***S-017324-111908-JP-032***	***S-017324-111908-JP-031***	***S-017324-111908-NH-008***
Sample Date		***11/19/2008***	***11/19/2008***	***11/19/2008***	***11/19/2008***	***11/19/2008***	***11/19/2008***
Sample Depth		***(0-2) FT***	***(0-2) FT***	***(0-2) FT***	***(0-2) FT***	***(0-2) FT***	***(0-2) FT***
Sample Type	***Units***						
General Chemistry							
Carbonate (as CaCO3)	mg/kg	-	-	-	-	-	-
Chloride	mg/kg	-	-	-	-	-	-
Chloride	s.u.	-	-	-	-	-	-
Cyanide (total)	mg/kg	-	-	-	-	-	-
N-Hexane extractable material	mg/kg	-	-	-	-	-	-
Percent moisture	%	-	-	-	-	-	-
pH	s.u.	-	-	-	-	-	-
Saturated aliphatic hydrocarbons	mg/kg	-	-	-	-	-	-
Sulfate	mg/kg	-	-	-	-	-	-
Total solids	%	74.9	79.3	81.0	80.1	76.9	84.3

Notes
mg/kg - Milligrams per kilogram
"-" - No value
U - Not detected at the associated reporting limit
J - Estimated concentration
UJ - Not detected; associated reporting limit is estimated
R - Rejected
s.u. - Standard units
nc - No criteria
ND - Non Detect (calculation)
BOLD[abc] Concentration exceeds associated screening level
IDEM Appendix A: Screening Levels Remedation Closure Guide - March 25, 2014
a - Exceeds IDEM residential migration to ground water screening levels
b - Exceeds IDEM commercial/industrial direct contact screening levels
c - Exceeds IDEM excavation direct contact screening levels

APPENDIX G.1

SOIL QUALITY DATA
RFI REPORT
FORMER MANUAL TRANSMISSIONS OF MUNCIE FACILITY
MUNCIE, INDIANA

AOI		*AOI 31*	*AOI 31*	*AOI 31*	*AOI 31*	*AOI 31*	*AOI 31*
Sample Location		*V-1,V-2,V-3,V-4*	*V-4*	*W-1,W-2,W-3,W-4*	*W-3*	*X-1,X-2,X-3,X-4*	*X-4*
Sample Identification		*S-017324-111908-NH-009*	*S-017324-111908-NH-007*	*S-017324-111908-NH-011*	*S-017324-111908-NH-010*	*S-017324-111908-NH-013*	*S-017324-111908-NH-012*
Sample Date		*11/19/2008*	*11/19/2008*	*11/19/2008*	*11/19/2008*	*11/19/2008*	*11/19/2008*
Sample Depth		*(0-2) FT*	*(0-2) FT*	*(0-2) FT*	*(0-2) FT*	*(0-2) FT*	*(0-2) FT*
Sample Type	*Units*	*Duplicate*					
Volatile Organic Compounds (VOCs)							
Acetone	mg/kg	-	0.035	-	0.02 U	-	0.021 U
Benzene	mg/kg	-	0.0054 U	-	0.005 U	-	0.0054 U
Benzyl alcohol	mg/kg	-	-	-	-	-	-
Bromodichloromethane	mg/kg	-	0.0054 U	-	0.005 U	-	0.0054 U
Bromoform	mg/kg	-	0.0054 U	-	0.005 U	-	0.0054 U
Bromomethane (Methyl bromide)	mg/kg	-	0.0054 U	-	0.005 U	-	0.0054 U
2-Butanone (Methyl ethyl ketone) (MEK)	mg/kg	-	0.022 U	-	0.02 U	-	0.021 U
Carbon disulfide	mg/kg	-	0.0054 U	-	0.005 U	-	0.0054 U
Carbon tetrachloride	mg/kg	-	0.0054 U	-	0.005 U	-	0.0054 U
4-Chloroaniline	mg/kg	-	-	-	-	-	-
Chlorobenzene	mg/kg	-	0.0054 U	-	0.005 U	-	0.0054 U
Chloroethane	mg/kg	-	0.0054 U	-	0.005 U	-	0.0054 U
2-Chloroethyl vinyl ether	mg/kg	-	-	-	-	-	-
Chloroform (Trichloromethane)	mg/kg	-	0.0054 U	-	0.005 U	-	0.0054 U
Chloromethane (Methyl chloride)	mg/kg	-	0.0054 U	-	0.005 U	-	0.0054 U
Cyclohexane	mg/kg	-	0.011 U	-	0.01 U	-	0.011 U
Dibenzofuran	mg/kg	-	-	-	-	-	-
1,2-Dibromo-3-chloropropane (DBCP)	mg/kg	-	0.011 U	-	0.01 U	-	0.011 U
Dibromochloromethane	mg/kg	-	0.0054 U	-	0.005 U	-	0.0054 U
1,2-Dibromoethane (Ethylene dibromide)	mg/kg	-	0.0054 U	-	0.005 U	-	0.0054 U
1,2-Dichlorobenzene	mg/kg	-	0.0054 U	-	0.005 U	-	0.0054 U
1,3-Dichlorobenzene	mg/kg	-	0.0054 U	-	0.005 U	-	0.0054 U
1,4-Dichlorobenzene	mg/kg	-	0.0054 U	-	0.005 U	-	0.0054 U
Dichlorodifluoromethane (CFC-12)	mg/kg	-	0.0054 U	-	0.005 U	-	0.0054 U
Dichloroethane	mg/kg	-	-	-	-	-	-
1,1-Dichloroethane	mg/kg	-	0.0054 U	-	0.005 U	-	0.0054 U
1,2-Dichloroethane	mg/kg	-	0.0054 U	-	0.005 U	-	0.0054 U
Dichloroethene	mg/kg	-	-	-	-	-	-
1,2-Dichloroethene (total)	mg/kg	-	-	-	-	-	-
1,1-Dichloroethene	mg/kg	-	0.0054 U	-	0.005 U	-	0.0054 U
cis-1,2-Dichloroethene	mg/kg	-	0.0054 U	-	0.005 U	-	0.0054 U
trans-1,2-Dichloroethene	mg/kg	-	0.0054 U	-	0.005 U	-	0.0054 U
1,2-Dichloropropane	mg/kg	-	0.0054 U	-	0.005 U	-	0.0054 U
cis-1,3-Dichloropropene	mg/kg	-	0.0054 U	-	0.005 U	-	0.0054 U
trans-1,3-Dichloropropene	mg/kg	-	0.0054 U	-	0.005 U	-	0.0054 U
Ethylbenzene	mg/kg	-	0.0054 U	-	0.005 U	-	0.0054 U
2-Hexanone	mg/kg	-	0.022 U	-	0.02 U	-	0.021 U
Isopropyl benzene	mg/kg	-	0.0054 U	-	0.005 U	-	0.0054 U
Methyl acetate	mg/kg	-	0.011 U	-	0.01 U	-	0.011 U
Methyl cyclohexane	mg/kg	-	0.011 U	-	0.01 U	-	0.011 U
Methyl tert butyl ether (MTBE)	mg/kg	-	0.022 U	-	0.02 U	-	0.021 U
4-Methyl-2-pentanone (MIBK)	mg/kg	-	0.022 U	-	0.02 U	-	0.021 U
Methylene chloride	mg/kg	-	0.014	-	0.012	-	0.013
Styrene	mg/kg	-	0.0054 U	-	0.005 U	-	0.0054 U
1,1,2,2-Tetrachloroethane	mg/kg	-	0.0054 U	-	0.005 U	-	0.0054 U
Tetrachloroethene	mg/kg	-	0.0054 U	-	0.005 U	-	0.0054 U

APPENDIX G.1

SOIL QUALITY DATA
RFI REPORT
FORMER MANUAL TRANSMISSIONS OF MUNCIE FACILITY
MUNCIE, INDIANA

AOI		*AOI 31*	*AOI 31*	*AOI 31*	*AOI 31*	*AOI 31*	*AOI 31*
Sample Location		*V-1,V-2,V-3,V-4*	*V-4*	*W-1,W-2,W-3,W-4*	*W-3*	*X-1,X-2,X-3,X-4*	*X-4*
Sample Identification		*S-017324-111908-NH-009*	*S-017324-111908-NH-007*	*S-017324-111908-NH-011*	*S-017324-111908-NH-010*	*S-017324-111908-NH-013*	*S-017324-111908-NH-012*
Sample Date		*11/19/2008*	*11/19/2008*	*11/19/2008*	*11/19/2008*	*11/19/2008*	*11/19/2008*
Sample Depth		*(0-2) FT*	*(0-2) FT*	*(0-2) FT*	*(0-2) FT*	*(0-2) FT*	*(0-2) FT*
Sample Type	*Units*	*Duplicate*					
VOCs (Continued)							
Toluene	mg/kg	-	0.0054 U	-	0.005 U	-	0.0054 U
1,2,4-Trichlorobenzene	mg/kg	-	0.0054 U	-	0.005 U	-	0.0054 U
Trichloroethane	mg/kg	-	-	-	-	-	-
1,1,1-Trichloroethane	mg/kg	-	0.0054 U	-	0.005 U	-	0.0054 U
1,1,2-Trichloroethane	mg/kg	-	0.0054 U	-	0.005 U	-	0.0054 U
Trichloroethene	mg/kg	-	0.0054 U	-	0.005 U	-	0.0054 U
Trichlorofluoromethane (CFC-11)	mg/kg	-	0.0054 U	-	0.005 U	-	0.0054 U
Trifluorotrichloroethane (Freon 113)	mg/kg	-	0.0054 U	-	0.005 U	-	0.0054 U
Vinyl acetate	mg/kg	-	-	-	-	-	-
Vinyl chloride	mg/kg	-	0.0054 U	-	0.005 U	-	0.0054 U
Xylenes (total)	mg/kg	-	0.011 U	-	0.01 U	-	0.011 U
Semi-Volatile Organic Compounds (SVOCs)							
Acenaphthene	mg/kg	0.39 U	-	0.41 U	-	0.39 U	-
Acenaphthylene	mg/kg	0.39 U	-	0.41 U	-	0.39 U	-
Acetophenone	mg/kg	0.078 U	-	0.084 U	-	0.079 U	-
Anthracene	mg/kg	0.39 U	-	0.41 U	-	0.39 U	-
Atrazine	mg/kg	0.39 U	-	0.41 U	-	0.39 U	-
Benzaldehyde	mg/kg	0.39 U	-	0.41 U	-	0.39 U	-
Benzo(a)anthracene	mg/kg	0.39 U	-	0.41 U	-	0.39 U	-
Benzo(a)pyrene	mg/kg	0.39 U	-	0.41 U	-	0.39 U	-
Benzo(b)fluoranthene	mg/kg	0.39 U	-	0.41 U	-	0.39 U	-
Benzo(g,h,i)perylene	mg/kg	0.39 U	-	0.41 U	-	0.39 U	-
Benzo(k)fluoranthene	mg/kg	0.39 U	-	0.41 U	-	0.39 U	-
Benzoic acid	mg/kg	-	-	-	-	-	-
Biphenyl (1,1-Biphenyl)	mg/kg	0.39 U	-	0.41 U	-	0.39 U	-
4-Bromophenyl phenyl ether	mg/kg	0.39 U	-	0.41 U	-	0.39 U	-
Butyl benzylphthalate (BBP)	mg/kg	0.39 U	-	0.41 U	-	0.39 U	-
Caprolactam	mg/kg	0.39 U	-	0.41 U	-	0.39 U	-
Carbazole	mg/kg	0.39 U	-	0.41 U	-	0.39 U	-
4-Chloro-3-methylphenol	mg/kg	0.39 U	-	0.41 U	-	0.39 U	-
4-Chloroaniline	mg/kg	0.39 U	-	0.41 U	-	0.39 U	-
bis(2-Chloroethoxy)methane	mg/kg	0.39 U	-	0.41 U	-	0.39 U	-
bis(2-Chloroethyl)ether	mg/kg	0.39 U	-	0.41 U	-	0.39 U	-
2-Chloronaphthalene	mg/kg	0.39 U	-	0.41 U	-	0.39 U	-
2-Chlorophenol	mg/kg	0.39 U	-	0.41 U	-	0.39 U	-
4-Chlorophenyl phenyl ether	mg/kg	0.39 U	-	0.41 U	-	0.39 U	-
Chrysene	mg/kg	0.39 U	-	0.41 U	-	0.39 U	-
Dibenz(a,h)anthracene	mg/kg	0.39 U	-	0.41 U	-	0.39 U	-
Dibenzofuran	mg/kg	0.39 U	-	0.41 U	-	0.39 U	-
1,2-Dichlorobenzene	mg/kg	-	-	-	-	-	-
1,3-Dichlorobenzene	mg/kg	-	-	-	-	-	-
1,4-Dichlorobenzene	mg/kg	-	-	-	-	-	-
3,3'-Dichlorobenzidine	mg/kg	1.9 U	-	2 U	-	1.9 U	-
2,4-Dichlorophenol	mg/kg	0.39 U	-	0.41 U	-	0.39 U	-
Diethyl phthalate	mg/kg	0.39 U	-	0.41 U	-	0.39 U	-

APPENDIX G.1

SOIL QUALITY DATA
RFI REPORT
FORMER MANUAL TRANSMISSIONS OF MUNCIE FACILITY
MUNCIE, INDIANA

AOI		*AOI 31*	*AOI 31*	*AOI 31*	*AOI 31*	*AOI 31*	*AOI 31*
Sample Location		*V-1,V-2,V-3,V-4*	*V-4*	*W-1,W-2,W-3,W-4*	*W-3*	*X-1,X-2,X-3,X-4*	*X-4*
Sample Identification		*S-017324-111908-NH-009*	*S-017324-111908-NH-007*	*S-017324-111908-NH-011*	*S-017324-111908-NH-010*	*S-017324-111908-NH-013*	*S-017324-111908-NH-012*
Sample Date		*11/19/2008*	*11/19/2008*	*11/19/2008*	*11/19/2008*	*11/19/2008*	*11/19/2008*
Sample Depth		*(0-2) FT*	*(0-2) FT*	*(0-2) FT*	*(0-2) FT*	*(0-2) FT*	*(0-2) FT*
Sample Type	*Units*	*Duplicate*					
SVOCs (Continued)							
Dimethyl phthalate	mg/kg	0.39 U	-	0.41 U	-	0.39 U	-
2,4-Dimethylphenol	mg/kg	0.39 U	-	0.41 U	-	0.39 U	-
Di-n-butylphthalate (DBP)	mg/kg	0.39 U	-	0.41 U	-	0.39 U	-
4,6-Dinitro-2-methylphenol	mg/kg	1.9 U	-	2 U	-	1.9 U	-
2,4-Dinitrophenol	mg/kg	1.9 U	-	2 U	-	1.9 U	-
2,4-Dinitrotoluene	mg/kg	0.39 U	-	0.41 U	-	0.39 U	-
2,6-Dinitrotoluene	mg/kg	0.39 U	-	0.41 U	-	0.39 U	-
Di-n-octyl phthalate (DnOP)	mg/kg	0.39 U	-	0.41 U	-	0.39 U	-
bis(2-Ethylhexyl)phthalate (DEHP)	mg/kg	0.39 U	-	0.41 U	-	0.39 U	-
Fluoranthene	mg/kg	0.39 U	-	0.41 U	-	0.39 U	-
Fluorene	mg/kg	0.39 U	-	0.41 U	-	0.39 U	-
Hexachlorobenzene	mg/kg	0.39 U	-	0.41 U	-	0.39 U	-
Hexachlorobutadiene	mg/kg	0.39 U	-	0.41 U	-	0.39 U	-
Hexachlorocyclopentadiene	mg/kg	1.9 U	-	2 U	-	1.9 U	-
Hexachloroethane	mg/kg	0.39 U	-	0.41 U	-	0.39 U	-
Indeno(1,2,3-cd)pyrene	mg/kg	0.39 U	-	0.41 U	-	0.39 U	-
Isophorone	mg/kg	0.39 U	-	0.41 U	-	0.39 U	-
2-Methylnaphthalene	mg/kg	0.39 U	-	0.41 U	-	0.39 U	-
2-Methylphenol	mg/kg	0.39 U	-	0.41 U	-	0.39 U	-
3&4-Methylphenol	mg/kg	-	-	-	-	-	-
4-Methylphenol	mg/kg	0.39 U	-	0.41 U	-	0.39 U	-
Naphthalene	mg/kg	0.39 U	-	0.41 U	-	0.39 U	-
2-Nitroaniline	mg/kg	1.9 U	-	2 U	-	1.9 U	-
3-Nitroaniline	mg/kg	1.9 U	-	2 U	-	1.9 U	-
4-Nitroaniline	mg/kg	1.9 U	-	2 U	-	1.9 U	-
Nitrobenzene	mg/kg	0.39 U	-	0.41 U	-	0.39 U	-
2-Nitrophenol	mg/kg	0.39 U	-	0.41 U	-	0.39 U	-
4-Nitrophenol	mg/kg	1.9 U	-	2 U	-	1.9 U	-
N-Nitrosodi-n-propylamine	mg/kg	0.39 U	-	0.41 U	-	0.39 U	-
N-Nitrosodiphenylamine	mg/kg	0.39 U	-	0.41 U	-	0.39 U	-
N-Nitrosodimethylamine	mg/kg	-	-	-	-	-	-
2,2'-Oxybis(1-chloropropane)	mg/kg	0.39 U	-	0.41 U	-	0.39 U	-
Pentachlorophenol	mg/kg	0.39 U	-	0.41 U	-	0.39 U	-
Phenanthrene	mg/kg	0.39 U	-	0.41 U	-	0.39 U	-
Phenol	mg/kg	0.39 U	-	0.41 U	-	0.39 U	-
Pyrene	mg/kg	0.39 U	-	0.41 U	-	0.39 U	-
1,2,4-Trichlorobenzene	mg/kg	-	-	-	-	-	-
2,4,5-Trichlorophenol	mg/kg	0.39 U	-	0.41 U	-	0.39 U	-
2,4,6-Trichlorophenol	mg/kg	0.39 U	-	0.41 U	-	0.39 U	-

APPENDIX G.1

SOIL QUALITY DATA
RFI REPORT
FORMER MANUAL TRANSMISSIONS OF MUNCIE FACILITY
MUNCIE, INDIANA

AOI		*AOI 31*	*AOI 31*	*AOI 31*	*AOI 31*	*AOI 31*	*AOI 31*
Sample Location		*V-1,V-2,V-3,V-4*	*V-4*	*W-1,W-2,W-3,W-4*	*W-3*	*X-1,X-2,X-3,X-4*	*X-4*
Sample Identification		*S-017324-111908-NH-009*	*S-017324-111908-NH-007*	*S-017324-111908-NH-011*	*S-017324-111908-NH-010*	*S-017324-111908-NH-013*	*S-017324-111908-NH-012*
Sample Date		*11/19/2008*	*11/19/2008*	*11/19/2008*	*11/19/2008*	*11/19/2008*	*11/19/2008*
Sample Depth		*(0-2) FT*	*(0-2) FT*	*(0-2) FT*	*(0-2) FT*	*(0-2) FT*	*(0-2) FT*
Sample Type	*Units*	*Duplicate*					
Polychlorinated Biphenyls (PCBs)							
Aroclor-1016 (PCB-1016)	mg/kg	0.039 U	-	0.041 U	-	0.039 U	-
Aroclor-1221 (PCB-1221)	mg/kg	0.039 U	-	0.041 U	-	0.039 U	-
Aroclor-1232 (PCB-1232)	mg/kg	0.039 U	-	0.041 U	-	0.039 U	-
Aroclor-1242 (PCB-1242)	mg/kg	0.039 U	-	0.041 U	-	0.039 U	-
Aroclor-1248 (PCB-1248)	mg/kg	0.039 U	-	0.041 U	-	0.039 U	-
Aroclor-1254 (PCB-1254)	mg/kg	0.039 U	-	0.041 U	-	0.039 U	-
Aroclor-1260 (PCB-1260)	mg/kg	0.039 U	-	0.041 U	-	0.039 U	-
Total PCBs	mg/kg	ND	-	ND	-	ND	-
Total Petroleum Hydrocarbons (TPH)							
Total Petroleum Hydrocarbons - Diesel	mg/kg	-	-	-	-	-	-
Total Petroleum Hydrocarbons - Gas	mg/kg	-	-	-	-	-	-
Total Petroleum Hydrocarbons - Oil	mg/kg	-	-	-	-	-	-
Total Petroleum Hydrocarbons	mg/kg	-	-	-	-	-	-
Total Petroleum Hydrocarbons - Purgeable (GRO)	mg/kg	-	-	-	-	-	-
Total Petroleum Hydrocarbons (C10-C20)	mg/kg	-	-	-	-	-	-
Total Petroleum Hydrocarbons (C20-C34)	mg/kg	-	-	-	-	-	-
Total Petroleum Hydrocarbons (C6-C10) GRO	mg/kg	-	-	-	-	-	-
Metals							
Aluminum	mg/kg	8770	-	14200	-	11800	-
Antimony	mg/kg	7.0 U	-	7.5 U	-	7.1 U	-
Arsenic	mg/kg	**6.9**[a]	-	**10.5**[a]	-	**10.2**[a]	-
Barium	mg/kg	-	-	-	-	-	-
Beryllium	mg/kg	-	-	-	-	-	-
Cadmium	mg/kg	0.59 U	-	0.63 U	-	0.59 U	-
Calcium	mg/kg	-	-	-	-	-	-
Chromium	mg/kg	11.6	-	17.6	-	18.2	-
Chromium VI (hexavalent)	mg/kg	-	-	-	-	-	-
Cobalt	mg/kg	**8.1**[a]	-	**8.3**[a]	-	**6.7**[a]	-
Copper	mg/kg	13.0	-	20.1	-	22.3	-
Iron	mg/kg	**13700**[a]	-	**23800**[a]	-	**20900**[a]	-
Lead	mg/kg	36.2 J	-	12.7	-	13.8	-
Magnesium	mg/kg	-	-	-	-	-	-
Manganese	mg/kg	**456**[a]	-	361	-	272	-
Mercury	mg/kg	0.12 U	-	0.13 U	-	0.12 U	-
Nickel	mg/kg	14.3	-	21.4	-	29.8	-
Potassium	mg/kg	1160	-	1450	-	1430	-
Selenium	mg/kg	0.59 U	-	0.63 U	-	0.59 U	-
Silver	mg/kg	1.2 U	-	1.3 U	-	1.2 U	-
Sodium	mg/kg	587 U	-	627 U	-	593 U	-
Thallium	mg/kg	1.2 U	-	1.3 U	-	1.2 U	-
Vanadium	mg/kg	20.6	-	31.0	-	29.2	-
Zinc	mg/kg	54.7	-	58.7	-	77.4	-

APPENDIX G.1

SOIL QUALITY DATA
RFI REPORT
FORMER MANUAL TRANSMISSIONS OF MUNCIE FACILITY
MUNCIE, INDIANA

AOI		***AOI 31***	***AOI 31***	***AOI 31***	***AOI 31***	***AOI 31***	***AOI 31***
Sample Location		***V-1,V-2,V-3,V-4***	***V-4***	***W-1,W-2,W-3,W-4***	***W-3***	***X-1,X-2,X-3,X-4***	***X-4***
Sample Identification		***S-017324-111908-NH-009***	***S-017324-111908-NH-007***	***S-017324-111908-NH-011***	***S-017324-111908-NH-010***	***S-017324-111908-NH-013***	***S-017324-111908-NH-012***
Sample Date		***11/19/2008***	***11/19/2008***	***11/19/2008***	***11/19/2008***	***11/19/2008***	***11/19/2008***
Sample Depth		***(0-2) FT***	***(0-2) FT***	***(0-2) FT***	***(0-2) FT***	***(0-2) FT***	***(0-2) FT***
Sample Type	***Units***	***Duplicate***					
General Chemistry							
Carbonate (as CaCO3)	mg/kg	-	-	-	-	-	-
Chloride	mg/kg	-	-	-	-	-	-
Chloride	s.u.	-	-	-	-	-	-
Cyanide (total)	mg/kg	-	-	-	-	-	-
N-Hexane extractable material	mg/kg	-	-	-	-	-	-
Percent moisture	%	-	-	-	-	-	-
pH	s.u.	-	-	-	-	-	-
Saturated aliphatic hydrocarbons	mg/kg	-	-	-	-	-	-
Sulfate	mg/kg	-	-	-	-	-	-
Total solids	%	85.2	79.2	79.7	81.2	84.4	81.1

Notes

mg/kg - Milligrams per kilogram
"-" - No value
U - Not detected at the associated reporting limit
J - Estimated concentration
UJ - Not detected; associated reporting limit is estimated
R - Rejected
s.u. - Standard units
nc - No criteria
ND - Non Detect (calculation)
BOLD[abc] Concentration exceeds associated screening level
IDEM Appendix A: Screening Levels Remedation Closure Guide - March 25, 2014
a - Exceeds IDEM residential migration to ground water screening levels
b - Exceeds IDEM commercial/industrial direct contact screening levels
c - Exceeds IDEM excavation direct contact screening levels

APPENDIX G.1

SOIL QUALITY DATA
RFI REPORT
FORMER MANUAL TRANSMISSIONS OF MUNCIE FACILITY
MUNCIE, INDIANA

AOI		*AOI 31*	*AOI 31*	*AOI 31*	*AOI 31*	*AOI 31*	*AOI 31*
Sample Location		*Y-1,Y-2,Y-3,Y-4*	*Y-3*	*Y-4*	*Z-1,Z-2,Z-3,Z-4*	*Z-4*	*BB-1*
Sample Identification		*S-017324-111908-NH-016*	*S-017324-111908-NH-014*	*S-017324-111908-NH-015*	*S-017324-111908-NH-018*	*S-017324-111908-NH-017*	*S-017324-112008-JP-055*
Sample Date		*11/19/2008*	*11/19/2008*	*11/19/2008*	*11/19/2008*	*11/19/2008*	*11/20/2008*
Sample Depth		*(0-2) FT*	*(0-2) FT*	*(0-2) FT*	*(0-2) FT*	*(0-2) FT*	*(0-2) FT*
Sample Type	*Units*						
Volatile Organic Compounds (VOCs)							
Acetone	mg/kg	-	0.023 U	0.021 U	-	0.022 U	0.019 U
Benzene	mg/kg	-	0.0057 U	0.0051 U	-	0.0056 U	0.0048 U
Benzyl alcohol	mg/kg	-	-	-	-	-	-
Bromodichloromethane	mg/kg	-	0.0057 U	0.0051 U	-	0.0056 U	0.0048 U
Bromoform	mg/kg	-	0.0057 U	0.0051 U	-	0.0056 U	0.0048 U
Bromomethane (Methyl bromide)	mg/kg	-	0.0057 U	0.0051 U	-	0.0056 U	0.0048 U
2-Butanone (Methyl ethyl ketone) (MEK)	mg/kg	-	0.023 U	0.021 U	-	0.022 U	0.019 U
Carbon disulfide	mg/kg	-	0.0057 U	0.0051 U	-	0.0056 U	0.0048 U
Carbon tetrachloride	mg/kg	-	0.0057 U	0.0051 U	-	0.0056 U	0.0048 U
4-Chloroaniline	mg/kg	-	-	-	-	-	-
Chlorobenzene	mg/kg	-	0.0057 U	0.0051 U	-	0.0056 U	0.0048 U
Chloroethane	mg/kg	-	0.0057 U	0.0051 U	-	0.0056 U	0.0048 U
2-Chloroethyl vinyl ether	mg/kg	-	-	-	-	-	-
Chloroform (Trichloromethane)	mg/kg	-	0.0057 U	0.0051 U	-	0.0056 U	0.0048 U
Chloromethane (Methyl chloride)	mg/kg	-	0.0057 U	0.0051 U	-	0.0056 U	0.0048 U
Cyclohexane	mg/kg	-	0.011 U	0.01 U	-	0.011 U	0.0097 U
Dibenzofuran	mg/kg	-	-	-	-	-	-
1,2-Dibromo-3-chloropropane (DBCP)	mg/kg	-	0.011 U	0.01 U	-	0.011 U	0.0097 U
Dibromochloromethane	mg/kg	-	0.0057 U	0.0051 U	-	0.0056 U	0.0048 U
1,2-Dibromoethane (Ethylene dibromide)	mg/kg	-	0.0057 U	0.0051 U	-	0.0056 U	0.0048 U
1,2-Dichlorobenzene	mg/kg	-	0.0057 U	0.0051 U	-	0.0056 U	0.0048 U
1,3-Dichlorobenzene	mg/kg	-	0.0057 U	0.0051 U	-	0.0056 U	0.0048 U
1,4-Dichlorobenzene	mg/kg	-	0.0057 U	0.0051 U	-	0.0056 U	0.0048 U
Dichlorodifluoromethane (CFC-12)	mg/kg	-	0.0057 U	0.0051 U	-	0.0056 U	0.0048 U
Dichloroethane	mg/kg	-	-	-	-	-	-
1,1-Dichloroethane	mg/kg	-	0.0057 U	0.0051 U	-	0.0056 U	0.0048 U
1,2-Dichloroethane	mg/kg	-	0.0057 U	0.0051 U	-	0.0056 U	0.0048 U
Dichloroethene	mg/kg	-	-	-	-	-	-
1,2-Dichloroethene (total)	mg/kg	-	-	-	-	-	-
1,1-Dichloroethene	mg/kg	-	0.0057 U	0.0051 U	-	0.0056 U	0.0048 U
cis-1,2-Dichloroethene	mg/kg	-	0.0057 U	0.0051 U	-	0.0056 U	0.0048 U
trans-1,2-Dichloroethene	mg/kg	-	0.0057 U	0.0051 U	-	0.0056 U	0.0048 U
1,2-Dichloropropane	mg/kg	-	0.0057 U	0.0051 U	-	0.0056 U	0.0048 U
cis-1,3-Dichloropropene	mg/kg	-	0.0057 U	0.0051 U	-	0.0056 U	0.0048 U
trans-1,3-Dichloropropene	mg/kg	-	0.0057 U	0.0051 U	-	0.0056 U	0.0048 U
Ethylbenzene	mg/kg	-	0.0057 U	0.0051 U	-	0.0056 U	0.0048 U
2-Hexanone	mg/kg	-	0.023 U	0.021 U	-	0.022 U	0.019 U
Isopropyl benzene	mg/kg	-	0.0057 U	0.0051 U	-	0.0056 U	0.0048 U
Methyl acetate	mg/kg	-	0.011 U	0.01 U	-	0.011 U	0.0097 U
Methyl cyclohexane	mg/kg	-	0.011 U	0.01 U	-	0.011 U	0.0097 U
Methyl tert butyl ether (MTBE)	mg/kg	-	0.023 U	0.021 U	-	0.022 U	0.019 U
4-Methyl-2-pentanone (MIBK)	mg/kg	-	0.023 U	0.021 U	-	0.022 U	0.019 U
Methylene chloride	mg/kg	-	0.014	0.013	-	0.013	0.017
Styrene	mg/kg	-	0.0057 U	0.0051 U	-	0.0056 U	0.0048 U
1,1,2,2-Tetrachloroethane	mg/kg	-	0.0057 U	0.0051 U	-	0.0056 U	0.0048 U
Tetrachloroethene	mg/kg	-	0.0057 U	0.0051 U	-	0.0056 U	0.0048 U

APPENDIX G.1

SOIL QUALITY DATA
RFI REPORT
FORMER MANUAL TRANSMISSIONS OF MUNCIE FACILITY
MUNCIE, INDIANA

AOI		*AOI 31*	*AOI 31*	*AOI 31*	*AOI 31*	*AOI 31*	*AOI 31*
Sample Location		*Y-1,Y-2,Y-3,Y-4*	*Y-3*	*Y-4*	*Z-1,Z-2,Z-3,Z-4*	*Z-4*	*BB-1*
Sample Identification		*S-017324-111908-NH-016*	*S-017324-111908-NH-014*	*S-017324-111908-NH-015*	*S-017324-111908-NH-018*	*S-017324-111908-NH-017*	*S-017324-112008-JP-055*
Sample Date		*11/19/2008*	*11/19/2008*	*11/19/2008*	*11/19/2008*	*11/19/2008*	*11/20/2008*
Sample Depth		*(0-2) FT*	*(0-2) FT*	*(0-2) FT*	*(0-2) FT*	*(0-2) FT*	*(0-2) FT*
Sample Type	*Units*						
VOCs (Continued)							
Toluene	mg/kg	-	0.0057 U	0.0051 U	-	0.0056 U	0.0048 U
1,2,4-Trichlorobenzene	mg/kg	-	0.0057 U	0.0051 U	-	0.0056 U	0.0048 U
Trichloroethane	mg/kg	-	-	-	-	-	-
1,1,1-Trichloroethane	mg/kg	-	0.0057 U	0.0051 U	-	0.0056 U	0.0048 U
1,1,2-Trichloroethane	mg/kg	-	0.0057 U	0.0051 U	-	0.0056 U	0.0048 U
Trichloroethene	mg/kg	-	0.0057 U	0.0051 U	-	0.0056 U	0.0048 U
Trichlorofluoromethane (CFC-11)	mg/kg	-	0.0057 U	0.0051 U	-	0.0056 U	0.0048 U
Trifluorotrichloroethane (Freon 113)	mg/kg	-	0.0057 U	0.0051 U	-	0.0056 U	0.0048 U
Vinyl acetate	mg/kg	-	-	-	-	-	-
Vinyl chloride	mg/kg	-	0.0057 U	0.0051 U	-	0.0056 U	0.0048 U
Xylenes (total)	mg/kg	-	0.011 U	0.01 U	-	0.011 U	0.0097 U
Semi-Volatile Organic Compounds (SVOCs)							
Acenaphthene	mg/kg	0.41 U	-	-	0.41 U	-	-
Acenaphthylene	mg/kg	0.41 U	-	-	0.41 U	-	-
Acetophenone	mg/kg	0.082 U	-	-	0.082 U	-	-
Anthracene	mg/kg	0.41 U	-	-	0.41 U	-	-
Atrazine	mg/kg	0.41 U	-	-	0.41 U	-	-
Benzaldehyde	mg/kg	0.41 U	-	-	0.41 U	-	-
Benzo(a)anthracene	mg/kg	0.41 U	-	-	0.41 U	-	-
Benzo(a)pyrene	mg/kg	0.41 U	-	-	0.41 U	-	-
Benzo(b)fluoranthene	mg/kg	0.41 U	-	-	0.41 U	-	-
Benzo(g,h,i)perylene	mg/kg	0.41 U	-	-	0.41 U	-	-
Benzo(k)fluoranthene	mg/kg	0.41 U	-	-	0.41 U	-	-
Benzoic acid	mg/kg	-	-	-	-	-	-
Biphenyl (1,1-Biphenyl)	mg/kg	0.41 U	-	-	0.41 U	-	-
4-Bromophenyl phenyl ether	mg/kg	0.41 U	-	-	0.41 U	-	-
Butyl benzylphthalate (BBP)	mg/kg	0.41 U	-	-	0.41 U	-	-
Caprolactam	mg/kg	0.41 U	-	-	0.41 U	-	-
Carbazole	mg/kg	0.41 U	-	-	0.41 U	-	-
4-Chloro-3-methylphenol	mg/kg	0.41 U	-	-	0.41 U	-	-
4-Chloroaniline	mg/kg	0.41 U	-	-	0.41 U	-	-
bis(2-Chloroethoxy)methane	mg/kg	0.41 U	-	-	0.41 U	-	-
bis(2-Chloroethyl)ether	mg/kg	0.41 U	-	-	0.41 U	-	-
2-Chloronaphthalene	mg/kg	0.41 U	-	-	0.41 U	-	-
2-Chlorophenol	mg/kg	0.41 U	-	-	0.41 U	-	-
4-Chlorophenyl phenyl ether	mg/kg	0.41 U	-	-	0.41 U	-	-
Chrysene	mg/kg	0.41 U	-	-	0.41 U	-	-
Dibenz(a,h)anthracene	mg/kg	0.41 U	-	-	0.41 U	-	-
Dibenzofuran	mg/kg	0.41 U	-	-	0.41 U	-	-
1,2-Dichlorobenzene	mg/kg	-	-	-	-	-	-
1,3-Dichlorobenzene	mg/kg	-	-	-	-	-	-
1,4-Dichlorobenzene	mg/kg	-	-	-	-	-	-
3,3'-Dichlorobenzidine	mg/kg	2 U	-	-	2 U	-	-
2,4-Dichlorophenol	mg/kg	0.41 U	-	-	0.41 U	-	-
Diethyl phthalate	mg/kg	0.41 U	-	-	0.41 U	-	-

APPENDIX G.1

SOIL QUALITY DATA
RFI REPORT
FORMER MANUAL TRANSMISSIONS OF MUNCIE FACILITY
MUNCIE, INDIANA

AOI		*AOI 31*	*AOI 31*	*AOI 31*	*AOI 31*	*AOI 31*	*AOI 31*
Sample Location		*Y-1,Y-2,Y-3,Y-4*	*Y-3*	*Y-4*	*Z-1,Z-2,Z-3,Z-4*	*Z-4*	*BB-1*
Sample Identification		*S-017324-111908-NH-016*	*S-017324-111908-NH-014*	*S-017324-111908-NH-015*	*S-017324-111908-NH-018*	*S-017324-111908-NH-017*	*S-017324-112008-JP-055*
Sample Date		*11/19/2008*	*11/19/2008*	*11/19/2008*	*11/19/2008*	*11/19/2008*	*11/20/2008*
Sample Depth		*(0-2) FT*	*(0-2) FT*	*(0-2) FT*	*(0-2) FT*	*(0-2) FT*	*(0-2) FT*
Sample Type	*Units*						
SVOCs (Continued)							
Dimethyl phthalate	mg/kg	0.41 U	-	-	0.41 U	-	-
2,4-Dimethylphenol	mg/kg	0.41 U	-	-	0.41 U	-	-
Di-n-butylphthalate (DBP)	mg/kg	0.41 U	-	-	0.41 U	-	-
4,6-Dinitro-2-methylphenol	mg/kg	2 U	-	-	2 U	-	-
2,4-Dinitrophenol	mg/kg	2 U	-	-	2 U	-	-
2,4-Dinitrotoluene	mg/kg	0.41 U	-	-	0.41 U	-	-
2,6-Dinitrotoluene	mg/kg	0.41 U	-	-	0.41 U	-	-
Di-n-octyl phthalate (DnOP)	mg/kg	0.41 U	-	-	0.41 U	-	-
bis(2-Ethylhexyl)phthalate (DEHP)	mg/kg	0.41 U	-	-	0.41 U	-	-
Fluoranthene	mg/kg	0.41 U	-	-	0.41 U	-	-
Fluorene	mg/kg	0.41 U	-	-	0.41 U	-	-
Hexachlorobenzene	mg/kg	0.41 U	-	-	0.41 U	-	-
Hexachlorobutadiene	mg/kg	0.41 U	-	-	0.41 U	-	-
Hexachlorocyclopentadiene	mg/kg	2 U	-	-	2 U	-	-
Hexachloroethane	mg/kg	0.41 U	-	-	0.41 U	-	-
Indeno(1,2,3-cd)pyrene	mg/kg	0.41 U	-	-	0.41 U	-	-
Isophorone	mg/kg	0.41 U	-	-	0.41 U	-	-
2-Methylnaphthalene	mg/kg	0.41 U	-	-	0.41 U	-	-
2-Methylphenol	mg/kg	0.41 U	-	-	0.41 U	-	-
3&4-Methylphenol	mg/kg	-	-	-	-	-	-
4-Methylphenol	mg/kg	0.41 U	-	-	0.41 U	-	-
Naphthalene	mg/kg	0.41 U	-	-	0.41 U	-	-
2-Nitroaniline	mg/kg	2 U	-	-	2 U	-	-
3-Nitroaniline	mg/kg	2 U	-	-	2 U	-	-
4-Nitroaniline	mg/kg	2 U	-	-	2 U	-	-
Nitrobenzene	mg/kg	0.41 U	-	-	0.41 U	-	-
2-Nitrophenol	mg/kg	0.41 U	-	-	0.41 U	-	-
4-Nitrophenol	mg/kg	2 U	-	-	2 U	-	-
N-Nitrosodi-n-propylamine	mg/kg	0.41 U	-	-	0.41 U	-	-
N-Nitrosodiphenylamine	mg/kg	0.41 U	-	-	0.41 U	-	-
N-Nitrosodimethylamine	mg/kg	-	-	-	-	-	-
2,2'-Oxybis(1-chloropropane)	mg/kg	0.41 U	-	-	0.41 U	-	-
Pentachlorophenol	mg/kg	0.41 U	-	-	0.41 U	-	-
Phenanthrene	mg/kg	0.41 U	-	-	0.41 U	-	-
Phenol	mg/kg	0.41 U	-	-	0.41 U	-	-
Pyrene	mg/kg	0.41 U	-	-	0.41 U	-	-
1,2,4-Trichlorobenzene	mg/kg	-	-	-	-	-	-
2,4,5-Trichlorophenol	mg/kg	0.41 U	-	-	0.41 U	-	-
2,4,6-Trichlorophenol	mg/kg	0.41 U	-	-	0.41 U	-	-

APPENDIX G.1

SOIL QUALITY DATA
RFI REPORT
FORMER MANUAL TRANSMISSIONS OF MUNCIE FACILITY
MUNCIE, INDIANA

AOI		*AOI 31*	*AOI 31*	*AOI 31*	*AOI 31*	*AOI 31*	*AOI 31*
Sample Location		*Y-1,Y-2,Y-3,Y-4*	*Y-3*	*Y-4*	*Z-1,Z-2,Z-3,Z-4*	*Z-4*	*BB-1*
Sample Identification		*S-017324-111908-NH-016*	*S-017324-111908-NH-014*	*S-017324-111908-NH-015*	*S-017324-111908-NH-018*	*S-017324-111908-NH-017*	*S-017324-112008-JP-055*
Sample Date		*11/19/2008*	*11/19/2008*	*11/19/2008*	*11/19/2008*	*11/19/2008*	*11/20/2008*
Sample Depth		*(0-2) FT*	*(0-2) FT*	*(0-2) FT*	*(0-2) FT*	*(0-2) FT*	*(0-2) FT*
Sample Type	*Units*						
Polychlorinated Biphenyls (PCBs)							
Aroclor-1016 (PCB-1016)	mg/kg	0.041 U	-	-	0.041 U	-	-
Aroclor-1221 (PCB-1221)	mg/kg	0.041 U	-	-	0.041 U	-	-
Aroclor-1232 (PCB-1232)	mg/kg	0.041 U	-	-	0.041 U	-	-
Aroclor-1242 (PCB-1242)	mg/kg	0.041 U	-	-	0.041 U	-	-
Aroclor-1248 (PCB-1248)	mg/kg	0.041 U	-	-	0.041 U	-	-
Aroclor-1254 (PCB-1254)	mg/kg	0.041 U	-	-	0.041 U	-	-
Aroclor-1260 (PCB-1260)	mg/kg	0.041 U	-	-	0.041 U	-	-
Total PCBs	mg/kg	ND	-	-	ND	-	-
Total Petroleum Hydrocarbons (TPH)							
Total Petroleum Hydrocarbons - Diesel	mg/kg	-	-	-	-	-	-
Total Petroleum Hydrocarbons - Gas	mg/kg	-	-	-	-	-	-
Total Petroleum Hydrocarbons - Oil	mg/kg	-	-	-	-	-	-
Total Petroleum Hydrocarbons	mg/kg	-	-	-	-	-	-
Total Petroleum Hydrocarbons - Purgeable (GRO)	mg/kg	-	-	-	-	-	-
Total Petroleum Hydrocarbons (C10-C20)	mg/kg	-	-	-	-	-	-
Total Petroleum Hydrocarbons (C20-C34)	mg/kg	-	-	-	-	-	-
Total Petroleum Hydrocarbons (C6-C10) GRO	mg/kg	-	-	-	-	-	-
Metals							
Aluminum	mg/kg	12400	-	-	12800	-	-
Antimony	mg/kg	7.4 U	-	-	7.4 U	-	-
Arsenic	mg/kg	**7.8**[a]	-	-	**10.1**[a]	-	-
Barium	mg/kg	-	-	-	-	-	-
Beryllium	mg/kg	-	-	-	-	-	-
Cadmium	mg/kg	0.62 U	-	-	0.62 U	-	-
Calcium	mg/kg	-	-	-	-	-	-
Chromium	mg/kg	14.7	-	-	18.5	-	-
Chromium VI (hexavalent)	mg/kg	-	-	-	-	-	-
Cobalt	mg/kg	**9.9**[a]	-	-	**8.5**[a]	-	-
Copper	mg/kg	11.8	-	-	24.7	-	-
Iron	mg/kg	**18200**[a]	-	-	**23000**[a]	-	-
Lead	mg/kg	13.6	-	-	12.9	-	-
Magnesium	mg/kg	-	-	-	-	-	-
Manganese	mg/kg	**606**[a]	-	-	282	-	-
Mercury	mg/kg	0.12 U	-	-	0.12 U	-	-
Nickel	mg/kg	12.5	-	-	27.4	-	-
Potassium	mg/kg	916	-	-	1240	-	-
Selenium	mg/kg	0.62 U	-	-	0.62 U	-	-
Silver	mg/kg	1.2 U	-	-	1.2 U	-	-
Sodium	mg/kg	615 U	-	-	619 U	-	-
Thallium	mg/kg	1.2 U	-	-	1.2 U	-	-
Vanadium	mg/kg	28.9	-	-	31.9	-	-
Zinc	mg/kg	46.2	-	-	76.8	-	-

APPENDIX G.1

SOIL QUALITY DATA
RFI REPORT
FORMER MANUAL TRANSMISSIONS OF MUNCIE FACILITY
MUNCIE, INDIANA

AOI		*AOI 31*	*AOI 31*	*AOI 31*	*AOI 31*	*AOI 31*	*AOI 31*
Sample Location		***Y-1,Y-2,Y-3,Y-4***	***Y-3***	***Y-4***	***Z-1,Z-2,Z-3,Z-4***	***Z-4***	***BB-1***
Sample Identification		***S-017324-111908-NH-016***	***S-017324-111908-NH-014***	***S-017324-111908-NH-015***	***S-017324-111908-NH-018***	***S-017324-111908-NH-017***	***S-017324-112008-JP-055***
Sample Date		***11/19/2008***	***11/19/2008***	***11/19/2008***	***11/19/2008***	***11/19/2008***	***11/20/2008***
Sample Depth		***(0-2) FT***	***(0-2) FT***	***(0-2) FT***	***(0-2) FT***	***(0-2) FT***	***(0-2) FT***
Sample Type	***Units***						
General Chemistry							
Carbonate (as CaCO3)	mg/kg	-	-	-	-	-	-
Chloride	mg/kg	-	-	-	-	-	-
Chloride	s.u.	-	-	-	-	-	-
Cyanide (total)	mg/kg	-	-	-	-	-	-
N-Hexane extractable material	mg/kg	-	-	-	-	-	-
Percent moisture	%	-	-	-	-	-	-
pH	s.u.	-	-	-	-	-	-
Saturated aliphatic hydrocarbons	mg/kg	-	-	-	-	-	-
Sulfate	mg/kg	-	-	-	-	-	-
Total solids	%	81.3	81.3	80.8	80.8	80.1	93.8

Notes

mg/kg - Milligrams per kilogram
"-" - No value
U - Not detected at the associated reporting limit
J - Estimated concentration
UJ - Not detected; associated reporting limit is estimated
R - Rejected
s.u. - Standard units
nc - No criteria
ND - Non Detect (calculation)
BOLD[abc] Concentration exceeds associated screening level
IDEM Appendix A: Screening Levels Remedation Closure Guide - March 25, 2014
a - Exceeds IDEM residential migration to ground water screening levels
b - Exceeds IDEM commercial/industrial direct contact screening levels
c - Exceeds IDEM excavation direct contact screening levels

APPENDIX G.1

SOIL QUALITY DATA
RFI REPORT
FORMER MANUAL TRANSMISSIONS OF MUNCIE FACILITY
MUNCIE, INDIANA

AOI		*AOI 31*	*AOI 31*	*AOI 31*	*AOI 31*	*AOI 31*	*AOI 31*
Sample Location		*BB-1, CC-1, CC-2*	*BB-2, BB-3, BB-4*	*BB-4*	*CC-3*	*CC-3, CC-4, DD-5*	*DD-1, DD-2, DD-3, DD-4*
Sample Identification		*S-017324-112008-JP-056*	*S-017324-112008-JP-058*	*S-017324-112008-JP-057*	*S-017324-112008-JP-053*	*S-017324-112008-JP-054*	*S-017324-112008-JP-052*
Sample Date		*11/20/2008*	*11/20/2008*	*11/20/2008*	*11/20/2008*	*11/20/2008*	*11/20/2008*
Sample Depth		*(0-2) FT*	*(0-2) FT*	*(0-2) FT*	*(0-2) FT*	*(0-2) FT*	*(0-2) FT*
Sample Type	*Units*						
Volatile Organic Compounds (VOCs)							
Acetone	mg/kg	-	-	0.071	0.023 U	-	-
Benzene	mg/kg	-	-	0.0053 U	0.0057 U	-	-
Benzyl alcohol	mg/kg	-	-	-	-	-	-
Bromodichloromethane	mg/kg	-	-	0.0053 U	0.0057 U	-	-
Bromoform	mg/kg	-	-	0.0053 U	0.0057 U	-	-
Bromomethane (Methyl bromide)	mg/kg	-	-	0.0053 U	0.0057 U	-	-
2-Butanone (Methyl ethyl ketone) (MEK)	mg/kg	-	-	0.021 U	0.023 U	-	-
Carbon disulfide	mg/kg	-	-	0.0053 U	0.0057 U	-	-
Carbon tetrachloride	mg/kg	-	-	0.0053 U	0.0057 U	-	-
4-Chloroaniline	mg/kg	-	-	-	-	-	-
Chlorobenzene	mg/kg	-	-	0.0053 U	0.0057 U	-	-
Chloroethane	mg/kg	-	-	0.0053 U	0.0057 U	-	-
2-Chloroethyl vinyl ether	mg/kg	-	-	-	-	-	-
Chloroform (Trichloromethane)	mg/kg	-	-	0.0053 U	0.0057 U	-	-
Chloromethane (Methyl chloride)	mg/kg	-	-	0.0053 U	0.0057 U	-	-
Cyclohexane	mg/kg	-	-	0.011 U	0.011 U	-	-
Dibenzofuran	mg/kg	-	-	-	-	-	-
1,2-Dibromo-3-chloropropane (DBCP)	mg/kg	-	-	0.011 U	0.011 U	-	-
Dibromochloromethane	mg/kg	-	-	0.0053 U	0.0057 U	-	-
1,2-Dibromoethane (Ethylene dibromide)	mg/kg	-	-	0.0053 U	0.0057 U	-	-
1,2-Dichlorobenzene	mg/kg	-	-	0.0053 U	0.0057 U	-	-
1,3-Dichlorobenzene	mg/kg	-	-	0.0053 U	0.0057 U	-	-
1,4-Dichlorobenzene	mg/kg	-	-	0.0053 U	0.0057 U	-	-
Dichlorodifluoromethane (CFC-12)	mg/kg	-	-	0.0053 U	0.0057 U	-	-
Dichloroethane	mg/kg	-	-	-	-	-	-
1,1-Dichloroethane	mg/kg	-	-	0.0053 U	0.0057 U	-	-
1,2-Dichloroethane	mg/kg	-	-	0.0053 U	0.0057 U	-	-
Dichloroethene	mg/kg	-	-	-	-	-	-
1,2-Dichloroethene (total)	mg/kg	-	-	-	-	-	-
1,1-Dichloroethene	mg/kg	-	-	0.0053 U	0.0057 U	-	-
cis-1,2-Dichloroethene	mg/kg	-	-	0.0053 U	0.0057 U	-	-
trans-1,2-Dichloroethene	mg/kg	-	-	0.0053 U	0.0057 U	-	-
1,2-Dichloropropane	mg/kg	-	-	0.0053 U	0.0057 U	-	-
cis-1,3-Dichloropropene	mg/kg	-	-	0.0053 U	0.0057 U	-	-
trans-1,3-Dichloropropene	mg/kg	-	-	0.0053 U	0.0057 U	-	-
Ethylbenzene	mg/kg	-	-	0.0053 U	0.0057 U	-	-
2-Hexanone	mg/kg	-	-	0.021 U	0.023 U	-	-
Isopropyl benzene	mg/kg	-	-	0.0053 U	0.0057 U	-	-
Methyl acetate	mg/kg	-	-	0.011 U	0.011 U	-	-
Methyl cyclohexane	mg/kg	-	-	0.011 U	0.011 U	-	-
Methyl tert butyl ether (MTBE)	mg/kg	-	-	0.021 U	0.023 U	-	-
4-Methyl-2-pentanone (MIBK)	mg/kg	-	-	0.021 U	0.023 U	-	-
Methylene chloride	mg/kg	-	-	0.016	0.021	-	-
Styrene	mg/kg	-	-	0.0053 U	0.0057 U	-	-
1,1,2,2-Tetrachloroethane	mg/kg	-	-	0.0053 U	0.0057 U	-	-
Tetrachloroethene	mg/kg	-	-	0.0053 U	0.0057 U	-	-

APPENDIX G.1

SOIL QUALITY DATA
RFI REPORT
FORMER MANUAL TRANSMISSIONS OF MUNCIE FACILITY
MUNCIE, INDIANA

AOI		*AOI 31*	*AOI 31*	*AOI 31*	*AOI 31*	*AOI 31*	*AOI 31*
Sample Location		*BB-1, CC-1, CC-2*	*BB-2, BB-3, BB-4*	*BB-4*	*CC-3*	*CC-3, CC-4, DD-5*	*DD-1, DD-2, DD-3, DD-4*
Sample Identification		*S-017324-112008-JP-056*	*S-017324-112008-JP-058*	*S-017324-112008-JP-057*	*S-017324-112008-JP-053*	*S-017324-112008-JP-054*	*S-017324-112008-JP-052*
Sample Date		*11/20/2008*	*11/20/2008*	*11/20/2008*	*11/20/2008*	*11/20/2008*	*11/20/2008*
Sample Depth		*(0-2) FT*	*(0-2) FT*	*(0-2) FT*	*(0-2) FT*	*(0-2) FT*	*(0-2) FT*
Sample Type	*Units*						
VOCs (Continued)							
Toluene	mg/kg	-	-	0.0053 U	0.0057 U	-	-
1,2,4-Trichlorobenzene	mg/kg	-	-	0.0053 U	0.0057 U	-	-
Trichloroethane	mg/kg	-	-	-	-	-	-
1,1,1-Trichloroethane	mg/kg	-	-	0.0053 U	0.0057 U	-	-
1,1,2-Trichloroethane	mg/kg	-	-	0.0053 U	0.0057 U	-	-
Trichloroethene	mg/kg	-	-	0.0053 U	0.0057 U	-	-
Trichlorofluoromethane (CFC-11)	mg/kg	-	-	0.0053 U	0.0057 U	-	-
Trifluorotrichloroethane (Freon 113)	mg/kg	-	-	0.0053 U	0.0057 U	-	-
Vinyl acetate	mg/kg	-	-	-	-	-	-
Vinyl chloride	mg/kg	-	-	0.0053 U	0.0057 U	-	-
Xylenes (total)	mg/kg	-	-	0.011 U	0.011 U	-	-
Semi-Volatile Organic Compounds (SVOCs)							
Acenaphthene	mg/kg	0.4 U	0.41 U	-	-	0.42 U	0.85 U
Acenaphthylene	mg/kg	0.4 U	0.41 U	-	-	0.42 U	0.85 U
Acetophenone	mg/kg	0.081 U	0.083 U	-	-	0.084 U	0.17 U
Anthracene	mg/kg	0.4 U	0.41 U	-	-	0.42 U	0.85 U
Atrazine	mg/kg	0.4 U	0.41 U	-	-	0.42 U	0.85 U
Benzaldehyde	mg/kg	0.4 U	0.41 U	-	-	0.42 U	0.85 U
Benzo(a)anthracene	mg/kg	0.4 U	0.41 U	-	-	0.42 U	0.85 U
Benzo(a)pyrene	mg/kg	0.4 U	0.41 U	-	-	0.42 U	0.85 U
Benzo(b)fluoranthene	mg/kg	0.4 U	0.41 U	-	-	0.42 U	0.85 U
Benzo(g,h,i)perylene	mg/kg	0.4 U	0.41 U	-	-	0.42 U	0.85 U
Benzo(k)fluoranthene	mg/kg	0.4 U	0.41 U	-	-	0.42 U	0.85 U
Benzoic acid	mg/kg	-	-	-	-	-	-
Biphenyl (1,1-Biphenyl)	mg/kg	0.4 U	0.41 U	-	-	0.42 U	0.85 U
4-Bromophenyl phenyl ether	mg/kg	0.4 U	0.41 U	-	-	0.42 U	0.85 U
Butyl benzylphthalate (BBP)	mg/kg	0.4 U	0.41 U	-	-	0.42 U	0.85 U
Caprolactam	mg/kg	0.4 U	0.41 U	-	-	0.42 U	0.85 U
Carbazole	mg/kg	0.4 U	0.41 U	-	-	0.42 U	0.85 U
4-Chloro-3-methylphenol	mg/kg	0.4 U	0.41 U	-	-	0.42 U	0.85 U
4-Chloroaniline	mg/kg	0.4 U	0.41 U	-	-	0.42 U	0.85 U
bis(2-Chloroethoxy)methane	mg/kg	0.4 U	0.41 U	-	-	0.42 U	0.85 U
bis(2-Chloroethyl)ether	mg/kg	0.4 U	0.41 U	-	-	0.42 U	0.85 U
2-Chloronaphthalene	mg/kg	0.4 U	0.41 U	-	-	0.42 U	0.85 U
2-Chlorophenol	mg/kg	0.4 U	0.41 U	-	-	0.42 U	0.85 U
4-Chlorophenyl phenyl ether	mg/kg	0.4 U	0.41 U	-	-	0.42 U	0.85 U
Chrysene	mg/kg	0.4 U	0.41 U	-	-	0.42 U	0.85 U
Dibenz(a,h)anthracene	mg/kg	0.4 U	0.41 U	-	-	0.42 U	0.85 U
Dibenzofuran	mg/kg	0.4 U	0.41 U	-	-	0.42 U	0.85 U
1,2-Dichlorobenzene	mg/kg	-	-	-	-	-	-
1,3-Dichlorobenzene	mg/kg	-	-	-	-	-	-
1,4-Dichlorobenzene	mg/kg	-	-	-	-	-	-
3,3'-Dichlorobenzidine	mg/kg	2 U	2 U	-	-	2 U	4.1 U
2,4-Dichlorophenol	mg/kg	0.4 U	0.41 U	-	-	0.42 U	0.85 U
Diethyl phthalate	mg/kg	0.4 U	0.41 U	-	-	0.42 U	0.85 U

APPENDIX G.1

SOIL QUALITY DATA
RFI REPORT
FORMER MANUAL TRANSMISSIONS OF MUNCIE FACILITY
MUNCIE, INDIANA

AOI		*AOI 31*	*AOI 31*	*AOI 31*	*AOI 31*	*AOI 31*	*AOI 31*
Sample Location		*BB-1, CC-1, CC-2*	*BB-2, BB-3, BB-4*	*BB-4*	*CC-3*	*CC-3, CC-4, DD-5*	*DD-1, DD-2, DD-3, DD-4*
Sample Identification		*S-017324-112008-JP-056*	*S-017324-112008-JP-058*	*S-017324-112008-JP-057*	*S-017324-112008-JP-053*	*S-017324-112008-JP-054*	*S-017324-112008-JP-052*
Sample Date		*11/20/2008*	*11/20/2008*	*11/20/2008*	*11/20/2008*	*11/20/2008*	*11/20/2008*
Sample Depth		*(0-2) FT*	*(0-2) FT*	*(0-2) FT*	*(0-2) FT*	*(0-2) FT*	*(0-2) FT*
Sample Type	*Units*						
SVOCs (Continued)							
Dimethyl phthalate	mg/kg	0.4 U	0.41 U	-	-	0.42 U	0.85 U
2,4-Dimethylphenol	mg/kg	0.4 U	0.41 U	-	-	0.42 U	0.85 U
Di-n-butylphthalate (DBP)	mg/kg	0.4 U	0.41 U	-	-	0.42 U	0.85 U
4,6-Dinitro-2-methylphenol	mg/kg	2 U	2 U	-	-	2 U	4.1 U
2,4-Dinitrophenol	mg/kg	2 U	2 U	-	-	2 U	4.1 U
2,4-Dinitrotoluene	mg/kg	0.4 U	0.41 U	-	-	0.42 U	0.85 U
2,6-Dinitrotoluene	mg/kg	0.4 U	0.41 U	-	-	0.42 U	0.85 U
Di-n-octyl phthalate (DnOP)	mg/kg	0.4 U	0.41 U	-	-	0.42 U	0.85 U
bis(2-Ethylhexyl)phthalate (DEHP)	mg/kg	0.4 U	0.41 U	-	-	0.42 U	0.85 U
Fluoranthene	mg/kg	0.4 U	0.41 U	-	-	0.42 U	1.7
Fluorene	mg/kg	0.4 U	0.41 U	-	-	0.42 U	0.85 U
Hexachlorobenzene	mg/kg	0.4 U	0.41 U	-	-	0.42 U	0.85 U
Hexachlorobutadiene	mg/kg	0.4 U	0.41 U	-	-	0.42 U	0.85 U
Hexachlorocyclopentadiene	mg/kg	2 U	2 U	-	-	2 U	4.1 U
Hexachloroethane	mg/kg	0.4 U	0.41 U	-	-	0.42 U	0.85 U
Indeno(1,2,3-cd)pyrene	mg/kg	0.4 U	0.41 U	-	-	0.42 U	0.85 U
Isophorone	mg/kg	0.4 U	0.41 U	-	-	0.42 U	0.85 U
2-Methylnaphthalene	mg/kg	0.4 U	0.41 U	-	-	0.42 U	0.85 U
2-Methylphenol	mg/kg	0.4 U	0.41 U	-	-	0.42 U	0.85 U
3&4-Methylphenol	mg/kg	-	-	-	-	-	-
4-Methylphenol	mg/kg	0.4 U	0.41 U	-	-	0.42 U	0.85 U
Naphthalene	mg/kg	0.4 U	0.41 U	-	-	0.42 U	0.85 U
2-Nitroaniline	mg/kg	2 U	2 U	-	-	2 U	4.1 U
3-Nitroaniline	mg/kg	2 U	2 U	-	-	2 U	4.1 U
4-Nitroaniline	mg/kg	2 U	2 U	-	-	2 U	4.1 U
Nitrobenzene	mg/kg	0.4 U	0.41 U	-	-	0.42 U	0.85 U
2-Nitrophenol	mg/kg	0.4 U	0.41 U	-	-	0.42 U	0.85 U
4-Nitrophenol	mg/kg	2 U	2 U	-	-	2 U	4.1 U
N-Nitrosodi-n-propylamine	mg/kg	0.4 U	0.41 U	-	-	0.42 U	0.85 U
N-Nitrosodiphenylamine	mg/kg	0.4 U	0.41 U	-	-	0.42 U	0.85 U
N-Nitrosodimethylamine	mg/kg	-	-	-	-	-	-
2,2'-Oxybis(1-chloropropane)	mg/kg	0.4 U	0.41 U	-	-	0.42 U	0.85 U
Pentachlorophenol	mg/kg	0.4 U	0.41 U	-	-	0.42 U	0.85 U
Phenanthrene	mg/kg	0.4 U	0.41 U	-	-	0.42 U	1
Phenol	mg/kg	0.4 U	0.41 U	-	-	0.42 U	0.85 U
Pyrene	mg/kg	0.4 U	0.41 U	-	-	0.42 U	1.3
1,2,4-Trichlorobenzene	mg/kg	-	-	-	-	-	-
2,4,5-Trichlorophenol	mg/kg	0.4 U	0.41 U	-	-	0.42 U	0.85 U
2,4,6-Trichlorophenol	mg/kg	0.4 U	0.41 U	-	-	0.42 U	0.85 U

APPENDIX G.1

SOIL QUALITY DATA
RFI REPORT
FORMER MANUAL TRANSMISSIONS OF MUNCIE FACILITY
MUNCIE, INDIANA

AOI		*AOI 31*	*AOI 31*	*AOI 31*	*AOI 31*	*AOI 31*	*AOI 31*
Sample Location		*BB-1, CC-1, CC-2*	*BB-2, BB-3, BB-4*	*BB-4*	*CC-3*	*CC-3, CC-4, DD-5*	*DD-1, DD-2, DD-3, DD-4*
Sample Identification		*S-017324-112008-JP-056*	*S-017324-112008-JP-058*	*S-017324-112008-JP-057*	*S-017324-112008-JP-053*	*S-017324-112008-JP-054*	*S-017324-112008-JP-052*
Sample Date		*11/20/2008*	*11/20/2008*	*11/20/2008*	*11/20/2008*	*11/20/2008*	*11/20/2008*
Sample Depth		*(0-2) FT*	*(0-2) FT*	*(0-2) FT*	*(0-2) FT*	*(0-2) FT*	*(0-2) FT*
Sample Type	*Units*						
Polychlorinated Biphenyls (PCBs)							
Aroclor-1016 (PCB-1016)	mg/kg	0.04 U	0.041 U	-	-	0.042 U	0.043 U
Aroclor-1221 (PCB-1221)	mg/kg	0.04 U	0.041 U	-	-	0.042 U	0.043 U
Aroclor-1232 (PCB-1232)	mg/kg	0.04 U	0.041 U	-	-	0.042 U	0.043 U
Aroclor-1242 (PCB-1242)	mg/kg	0.04 U	0.041 U	-	-	0.042 U	0.043 U
Aroclor-1248 (PCB-1248)	mg/kg	0.04 U	0.041 U	-	-	0.042 U	0.043 U
Aroclor-1254 (PCB-1254)	mg/kg	0.04 U	0.041 U	-	-	0.042 U	0.043 U
Aroclor-1260 (PCB-1260)	mg/kg	0.04 U	0.041 U	-	-	0.042 U	0.043 U
Total PCBs	mg/kg	ND	ND	-	-	ND	ND
Total Petroleum Hydrocarbons (TPH)							
Total Petroleum Hydrocarbons - Diesel	mg/kg	-	-	-	-	-	-
Total Petroleum Hydrocarbons - Gas	mg/kg	-	-	-	-	-	-
Total Petroleum Hydrocarbons - Oil	mg/kg	-	-	-	-	-	-
Total Petroleum Hydrocarbons	mg/kg	-	-	-	-	-	-
Total Petroleum Hydrocarbons - Purgeable (GRO)	mg/kg	-	-	-	-	-	-
Total Petroleum Hydrocarbons (C10-C20)	mg/kg	-	-	-	-	-	-
Total Petroleum Hydrocarbons (C20-C34)	mg/kg	-	-	-	-	-	-
Total Petroleum Hydrocarbons (C6-C10) GRO	mg/kg	-	-	-	-	-	-
Metals							
Aluminum	mg/kg	7710	12500	-	-	9860	7620
Antimony	mg/kg	7.3 U	7.4 U	-	-	7.6 U	7.7 U
Arsenic	mg/kg	**7.1**[a]	**8.4**[a]	-	-	**10.6**[a]	**10.0**[a]
Barium	mg/kg	-	-	-	-	-	-
Beryllium	mg/kg	-	-	-	-	-	-
Cadmium	mg/kg	0.61 U	0.62 U	-	-	0.63 U	0.64 U
Calcium	mg/kg	-	-	-	-	-	-
Chromium	mg/kg	10.7	14.2	-	-	15.2	11.3
Chromium VI (hexavalent)	mg/kg	-	-	-	-	-	-
Cobalt	mg/kg	**9.5**[a]	**7.1**[a]	-	-	**8.6**[a]	**9.8**[a]
Copper	mg/kg	9.9	14.0	-	-	21.5	17.6
Iron	mg/kg	**13400**[a]	**20600**[a]	-	-	**20900**[a]	**15900**[a]
Lead	mg/kg	35.3	26.8	-	-	14.2	82.5
Magnesium	mg/kg	-	-	-	-	-	-
Manganese	mg/kg	**1010**[a]	392	-	-	**658**[a]	**974**[a]
Mercury	mg/kg	0.12 U	0.12 U	-	-	0.13 U	0.13 U
Nickel	mg/kg	10.8	14.4	-	-	27.6	12.6
Potassium	mg/kg	611 U	686	-	-	771	670
Selenium	mg/kg	0.61 U	0.62 U	-	-	0.63 U	0.66
Silver	mg/kg	1.2 U	1.2 U	-	-	1.3 U	1.3 U
Sodium	mg/kg	611 U	620 U	-	-	633 U	644 U
Thallium	mg/kg	1.2 U	1.2 U	-	-	1.3 U	1.3 U
Vanadium	mg/kg	21.5	27.6	-	-	25.7	23.7
Zinc	mg/kg	57.3	77.7	-	-	63.4	94.5

APPENDIX G.1

SOIL QUALITY DATA
RFI REPORT
FORMER MANUAL TRANSMISSIONS OF MUNCIE FACILITY
MUNCIE, INDIANA

AOI		***AOI 31***	***AOI 31***	***AOI 31***	***AOI 31***	***AOI 31***	***AOI 31***
Sample Location		***BB-1, CC-1, CC-2***	***BB-2, BB-3, BB-4***	***BB-4***	***CC-3***	***CC-3, CC-4, DD-5***	***DD-1, DD-2, DD-3, DD-4***
Sample Identification		***S-017324-112008-JP-056***	***S-017324-112008-JP-058***	***S-017324-112008-JP-057***	***S-017324-112008-JP-053***	***S-017324-112008-JP-054***	***S-017324-112008-JP-052***
Sample Date		***11/20/2008***	***11/20/2008***	***11/20/2008***	***11/20/2008***	***11/20/2008***	***11/20/2008***
Sample Depth		***(0-2) FT***	***(0-2) FT***	***(0-2) FT***	***(0-2) FT***	***(0-2) FT***	***(0-2) FT***
Sample Type	***Units***						
General Chemistry							
Carbonate (as CaCO3)	mg/kg	-	-	-	-	-	-
Chloride	mg/kg	-	-	-	-	-	-
Chloride	s.u.	-	-	-	-	-	-
Cyanide (total)	mg/kg	-	-	-	-	-	-
N-Hexane extractable material	mg/kg	-	-	-	-	-	-
Percent moisture	%	-	-	-	-	-	-
pH	s.u.	-	-	-	-	-	-
Saturated aliphatic hydrocarbons	mg/kg	-	-	-	-	-	-
Sulfate	mg/kg	-	-	-	-	-	-
Total solids	%	81.8	80.6	82.2	80.0	79.0	77.6

Notes
mg/kg - Milligrams per kilogram
"-" - No value
U - Not detected at the associated reporting limit
J - Estimated concentration
UJ - Not detected; associated reporting limit is estimated
R - Rejected
s.u. - Standard units
nc - No criteria
ND - Non Detect (calculation)
BOLD[abc] Concentration exceeds associated screening level
IDEM Appendix A: Screening Levels Remedation Closure Guide - March 25, 2014
a - Exceeds IDEM residential migration to ground water screening levels
b - Exceeds IDEM commercial/industrial direct contact screening levels
c - Exceeds IDEM excavation direct contact screening levels

APPENDIX G.1

SOIL QUALITY DATA
RFI REPORT
FORMER MANUAL TRANSMISSIONS OF MUNCIE FACILITY
MUNCIE, INDIANA

AOI		*AOI 31*	*AOI 31*	*AOI 31*	*AOI 31*	*AOI 31*	*AOI 31*
Sample Location		*DD-4*	*R-3*	*R-1, R-2, R-3, R-4*	*S-1*	*S-1, S-2, S-3, S-4*	*T-1, T-2, T-3, T-4*
Sample Identification		*S-017324-112008-JP-051*	*S-017324-112008-NH-030*	*S-017324-112008-NH-031*	*S-017324-112008-NH-028*	*S-017324-112008-NH-029*	*S-017324-112008-NH-027*
Sample Date		*11/20/2008*	*11/20/2008*	*11/20/2008*	*11/20/2008*	*11/20/2008*	*11/20/2008*
Sample Depth		*(0-2) FT*	*(0-2) FT*	*(0-2) FT*	*(0-2) FT*	*(0-2) FT*	*(0-2) FT*
Sample Type	*Units*						
Volatile Organic Compounds (VOCs)							
Acetone	mg/kg	0.019 U	0.021 U	-	0.029	-	-
Benzene	mg/kg	0.0048 U	0.0054 U	-	0.0057 U	-	-
Benzyl alcohol	mg/kg	-	-	-	-	-	-
Bromodichloromethane	mg/kg	0.0048 U	0.0054 U	-	0.0057 U	-	-
Bromoform	mg/kg	0.0048 U	0.0054 U	-	0.0057 U	-	-
Bromomethane (Methyl bromide)	mg/kg	0.0048 U	0.0054 U	-	0.0057 U	-	-
2-Butanone (Methyl ethyl ketone) (MEK)	mg/kg	0.019 U	0.021 U	-	0.023 U	-	-
Carbon disulfide	mg/kg	0.0048 U	0.0054 U	-	0.0057 U	-	-
Carbon tetrachloride	mg/kg	0.0048 U	0.0054 U	-	0.0057 U	-	-
4-Chloroaniline	mg/kg	-	-	-	-	-	-
Chlorobenzene	mg/kg	0.0048 U	0.0054 U	-	0.0057 U	-	-
Chloroethane	mg/kg	0.0048 U	0.0054 U	-	0.0057 U	-	-
2-Chloroethyl vinyl ether	mg/kg	-	-	-	-	-	-
Chloroform (Trichloromethane)	mg/kg	0.0048 U	0.0054 U	-	0.0057 U	-	-
Chloromethane (Methyl chloride)	mg/kg	0.0048 U	0.0054 U	-	0.0057 U	-	-
Cyclohexane	mg/kg	0.0097 U	0.011 U	-	0.011 U	-	-
Dibenzofuran	mg/kg	-	-	-	-	-	-
1,2-Dibromo-3-chloropropane (DBCP)	mg/kg	0.0097 U	0.011 U	-	0.011 U	-	-
Dibromochloromethane	mg/kg	0.0048 U	0.0054 U	-	0.0057 U	-	-
1,2-Dibromoethane (Ethylene dibromide)	mg/kg	0.0048 U	0.0054 U	-	0.0057 U	-	-
1,2-Dichlorobenzene	mg/kg	0.0048 U	0.0054 U	-	0.0057 U	-	-
1,3-Dichlorobenzene	mg/kg	0.0048 U	0.0054 U	-	0.0057 U	-	-
1,4-Dichlorobenzene	mg/kg	0.0048 U	0.0054 U	-	0.0057 U	-	-
Dichlorodifluoromethane (CFC-12)	mg/kg	0.0048 U	0.0054 U	-	0.0057 U	-	-
Dichloroethane	mg/kg	-	-	-	-	-	-
1,1-Dichloroethane	mg/kg	0.0048 U	0.0054 U	-	0.0057 U	-	-
1,2-Dichloroethane	mg/kg	0.0048 U	0.0054 U	-	0.0057 U	-	-
Dichloroethene	mg/kg	-	-	-	-	-	-
1,2-Dichloroethene (total)	mg/kg	-	-	-	-	-	-
1,1-Dichloroethene	mg/kg	0.0048 U	0.0054 U	-	0.0057 U	-	-
cis-1,2-Dichloroethene	mg/kg	0.0048 U	0.0054 U	-	0.0057 U	-	-
trans-1,2-Dichloroethene	mg/kg	0.0048 U	0.0054 U	-	0.0057 U	-	-
1,2-Dichloropropane	mg/kg	0.0048 U	0.0054 U	-	0.0057 U	-	-
cis-1,3-Dichloropropene	mg/kg	0.0048 U	0.0054 U	-	0.0057 U	-	-
trans-1,3-Dichloropropene	mg/kg	0.0048 U	0.0054 U	-	0.0057 U	-	-
Ethylbenzene	mg/kg	0.0048 U	0.0054 U	-	0.0057 U	-	-
2-Hexanone	mg/kg	0.019 U	0.021 U	-	0.023 U	-	-
Isopropyl benzene	mg/kg	0.0048 U	0.0054 U	-	0.0057 U	-	-
Methyl acetate	mg/kg	0.0097 U	0.011 U	-	0.011 U	-	-
Methyl cyclohexane	mg/kg	0.0097 U	0.011 U	-	0.011 U	-	-
Methyl tert butyl ether (MTBE)	mg/kg	0.019 U	0.021 U	-	0.023 U	-	-
4-Methyl-2-pentanone (MIBK)	mg/kg	0.019 U	0.021 U	-	0.023 U	-	-
Methylene chloride	mg/kg	0.0076	0.017	-	0.015	-	-
Styrene	mg/kg	0.0048 U	0.0054 U	-	0.0057 U	-	-
1,1,2,2-Tetrachloroethane	mg/kg	0.0048 U	0.0054 U	-	0.0057 U	-	-
Tetrachloroethene	mg/kg	0.0048 U	0.0054 U	-	0.0057 U	-	-

APPENDIX G.1

SOIL QUALITY DATA
RFI REPORT
FORMER MANUAL TRANSMISSIONS OF MUNCIE FACILITY
MUNCIE, INDIANA

AOI		*AOI 31*	*AOI 31*	*AOI 31*	*AOI 31*	*AOI 31*	*AOI 31*
Sample Location		*DD-4*	*R-3*	*R-1, R-2, R-3, R-4*	*S-1*	*S-1, S-2, S-3, S-4*	*T-1, T-2, T-3, T-4*
Sample Identification		*S-017324-112008-JP-051*	*S-017324-112008-NH-030*	*S-017324-112008-NH-031*	*S-017324-112008-NH-028*	*S-017324-112008-NH-029*	*S-017324-112008-NH-027*
Sample Date		*11/20/2008*	*11/20/2008*	*11/20/2008*	*11/20/2008*	*11/20/2008*	*11/20/2008*
Sample Depth		*(0-2) FT*	*(0-2) FT*	*(0-2) FT*	*(0-2) FT*	*(0-2) FT*	*(0-2) FT*
Sample Type	*Units*						
VOCs (Continued)							
Toluene	mg/kg	0.0048 U	0.0054 U	-	0.0057 U	-	-
1,2,4-Trichlorobenzene	mg/kg	0.0048 U	0.0054 U	-	0.0057 U	-	-
Trichloroethane	mg/kg	-	-	-	-	-	-
1,1,1-Trichloroethane	mg/kg	0.0048 U	0.0054 U	-	0.0057 U	-	-
1,1,2-Trichloroethane	mg/kg	0.0048 U	0.0054 U	-	0.0057 U	-	-
Trichloroethene	mg/kg	0.0048 U	0.0054 U	-	0.0057 U	-	-
Trichlorofluoromethane (CFC-11)	mg/kg	0.0048 U	0.0054 U	-	0.0057 U	-	-
Trifluorotrichloroethane (Freon 113)	mg/kg	0.0048 U	0.0054 U	-	0.0057 U	-	-
Vinyl acetate	mg/kg	-	-	-	-	-	-
Vinyl chloride	mg/kg	0.0048 U	0.0054 U	-	0.0057 U	-	-
Xylenes (total)	mg/kg	0.0097 U	0.011 U	-	0.011 U	-	-
Semi-Volatile Organic Compounds (SVOCs)							
Acenaphthene	mg/kg	-	-	0.37 U	-	0.41 U	0.43 U
Acenaphthylene	mg/kg	-	-	0.37 U	-	0.41 U	0.43 U
Acetophenone	mg/kg	-	-	0.075 U	-	0.083 U	0.086 U
Anthracene	mg/kg	-	-	0.37 U	-	0.41 U	0.43 U
Atrazine	mg/kg	-	-	0.37 U	-	0.41 U	0.43 U
Benzaldehyde	mg/kg	-	-	0.37 U	-	0.41 U	0.43 U
Benzo(a)anthracene	mg/kg	-	-	0.37 U	-	0.41 U	0.43 U
Benzo(a)pyrene	mg/kg	-	-	0.37 U	-	0.41 U	0.43 U
Benzo(b)fluoranthene	mg/kg	-	-	0.37 U	-	0.41 U	0.43 U
Benzo(g,h,i)perylene	mg/kg	-	-	0.37 U	-	0.41 U	0.43 U
Benzo(k)fluoranthene	mg/kg	-	-	0.37 U	-	0.41 U	0.43 U
Benzoic acid	mg/kg	-	-	-	-	-	-
Biphenyl (1,1-Biphenyl)	mg/kg	-	-	0.37 U	-	0.41 U	0.43 U
4-Bromophenyl phenyl ether	mg/kg	-	-	0.37 U	-	0.41 U	0.43 U
Butyl benzylphthalate (BBP)	mg/kg	-	-	0.37 U	-	0.41 U	0.43 U
Caprolactam	mg/kg	-	-	0.37 U	-	0.41 U	0.43 U
Carbazole	mg/kg	-	-	0.37 U	-	0.41 U	0.43 U
4-Chloro-3-methylphenol	mg/kg	-	-	0.37 U	-	0.41 U	0.43 U
4-Chloroaniline	mg/kg	-	-	0.37 U	-	0.41 U	0.43 U
bis(2-Chloroethoxy)methane	mg/kg	-	-	0.37 U	-	0.41 U	0.43 U
bis(2-Chloroethyl)ether	mg/kg	-	-	0.37 U	-	0.41 U	0.43 U
2-Chloronaphthalene	mg/kg	-	-	0.37 U	-	0.41 U	0.43 U
2-Chlorophenol	mg/kg	-	-	0.37 U	-	0.41 U	0.43 U
4-Chlorophenyl phenyl ether	mg/kg	-	-	0.37 U	-	0.41 U	0.43 U
Chrysene	mg/kg	-	-	0.37 U	-	0.41 U	0.43 U
Dibenz(a,h)anthracene	mg/kg	-	-	0.37 U	-	0.41 U	0.43 U
Dibenzofuran	mg/kg	-	-	0.37 U	-	0.41 U	0.43 U
1,2-Dichlorobenzene	mg/kg	-	-	-	-	-	-
1,3-Dichlorobenzene	mg/kg	-	-	-	-	-	-
1,4-Dichlorobenzene	mg/kg	-	-	-	-	-	-
3,3'-Dichlorobenzidine	mg/kg	-	-	1.8 U	-	2 U	2.1 U
2,4-Dichlorophenol	mg/kg	-	-	0.37 U	-	0.41 U	0.43 U
Diethyl phthalate	mg/kg	-	-	0.37 U	-	0.41 U	0.43 U

APPENDIX G.1

SOIL QUALITY DATA
RFI REPORT
FORMER MANUAL TRANSMISSIONS OF MUNCIE FACILITY
MUNCIE, INDIANA

AOI		*AOI 31*	*AOI 31*	*AOI 31*	*AOI 31*	*AOI 31*	*AOI 31*
Sample Location		*DD-4*	*R-3*	*R-1, R-2, R-3, R-4*	*S-1*	*S-1, S-2, S-3, S-4*	*T-1, T-2, T-3, T-4*
Sample Identification		*S-017324-112008-JP-051*	*S-017324-112008-NH-030*	*S-017324-112008-NH-031*	*S-017324-112008-NH-028*	*S-017324-112008-NH-029*	*S-017324-112008-NH-027*
Sample Date		*11/20/2008*	*11/20/2008*	*11/20/2008*	*11/20/2008*	*11/20/2008*	*11/20/2008*
Sample Depth		*(0-2) FT*	*(0-2) FT*	*(0-2) FT*	*(0-2) FT*	*(0-2) FT*	*(0-2) FT*
Sample Type	*Units*						
SVOCs (Continued)							
Dimethyl phthalate	mg/kg	-	-	0.37 U	-	0.41 U	0.43 U
2,4-Dimethylphenol	mg/kg	-	-	0.37 U	-	0.41 U	0.43 U
Di-n-butylphthalate (DBP)	mg/kg	-	-	0.37 U	-	0.41 U	0.43 U
4,6-Dinitro-2-methylphenol	mg/kg	-	-	1.8 U	-	2 U	2.1 U
2,4-Dinitrophenol	mg/kg	-	-	1.8 U	-	2 U	2.1 U
2,4-Dinitrotoluene	mg/kg	-	-	0.37 U	-	0.41 U	0.43 U
2,6-Dinitrotoluene	mg/kg	-	-	0.37 U	-	0.41 U	0.43 U
Di-n-octyl phthalate (DnOP)	mg/kg	-	-	0.37 U	-	0.41 U	0.43 U
bis(2-Ethylhexyl)phthalate (DEHP)	mg/kg	-	-	0.37 U	-	0.41 U	0.43 U
Fluoranthene	mg/kg	-	-	0.37 U	-	0.41 U	0.43 U
Fluorene	mg/kg	-	-	0.37 U	-	0.41 U	0.43 U
Hexachlorobenzene	mg/kg	-	-	0.37 U	-	0.41 U	0.43 U
Hexachlorobutadiene	mg/kg	-	-	0.37 U	-	0.41 U	0.43 U
Hexachlorocyclopentadiene	mg/kg	-	-	1.8 U	-	2 U	2.1 U
Hexachloroethane	mg/kg	-	-	0.37 U	-	0.41 U	0.43 U
Indeno(1,2,3-cd)pyrene	mg/kg	-	-	0.37 U	-	0.41 U	0.43 U
Isophorone	mg/kg	-	-	0.37 U	-	0.41 U	0.43 U
2-Methylnaphthalene	mg/kg	-	-	0.37 U	-	0.41 U	0.43 U
2-Methylphenol	mg/kg	-	-	0.37 U	-	0.41 U	0.43 U
3&4-Methylphenol	mg/kg	-	-	-	-	-	-
4-Methylphenol	mg/kg	-	-	0.37 U	-	0.41 U	0.43 U
Naphthalene	mg/kg	-	-	0.37 U	-	0.41 U	0.43 U
2-Nitroaniline	mg/kg	-	-	1.8 U	-	2 U	2.1 U
3-Nitroaniline	mg/kg	-	-	1.8 U	-	2 U	2.1 U
4-Nitroaniline	mg/kg	-	-	1.8 U	-	2 U	2.1 U
Nitrobenzene	mg/kg	-	-	0.37 U	-	0.41 U	0.43 U
2-Nitrophenol	mg/kg	-	-	0.37 U	-	0.41 U	0.43 U
4-Nitrophenol	mg/kg	-	-	1.8 U	-	2 U	2.1 U
N-Nitrosodi-n-propylamine	mg/kg	-	-	0.37 U	-	0.41 U	0.43 U
N-Nitrosodiphenylamine	mg/kg	-	-	0.37 U	-	0.41 U	0.43 U
N-Nitrosodimethylamine	mg/kg	-	-	-	-	-	-
2,2'-Oxybis(1-chloropropane)	mg/kg	-	-	0.37 U	-	0.41 U	0.43 U
Pentachlorophenol	mg/kg	-	-	0.37 U	-	0.41 U	0.43 U
Phenanthrene	mg/kg	-	-	0.37 U	-	0.41 U	0.43 U
Phenol	mg/kg	-	-	0.37 U	-	0.41 U	0.43 U
Pyrene	mg/kg	-	-	0.37 U	-	0.41 U	0.43 U
1,2,4-Trichlorobenzene	mg/kg	-	-	-	-	-	-
2,4,5-Trichlorophenol	mg/kg	-	-	0.37 U	-	0.41 U	0.43 U
2,4,6-Trichlorophenol	mg/kg	-	-	0.37 U	-	0.41 U	0.43 U

APPENDIX G.1

SOIL QUALITY DATA
RFI REPORT
FORMER MANUAL TRANSMISSIONS OF MUNCIE FACILITY
MUNCIE, INDIANA

AOI		*AOI 31*	*AOI 31*	*AOI 31*	*AOI 31*	*AOI 31*	*AOI 31*
Sample Location		*DD-4*	*R-3*	*R-1, R-2, R-3, R-4*	*S-1*	*S-1, S-2, S-3, S-4*	*T-1, T-2, T-3, T-4*
Sample Identification		*S-017324-112008-JP-051*	*S-017324-112008-NH-030*	*S-017324-112008-NH-031*	*S-017324-112008-NH-028*	*S-017324-112008-NH-029*	*S-017324-112008-NH-027*
Sample Date		*11/20/2008*	*11/20/2008*	*11/20/2008*	*11/20/2008*	*11/20/2008*	*11/20/2008*
Sample Depth		*(0-2) FT*	*(0-2) FT*	*(0-2) FT*	*(0-2) FT*	*(0-2) FT*	*(0-2) FT*
Sample Type	*Units*						
Polychlorinated Biphenyls (PCBs)							
Aroclor-1016 (PCB-1016)	mg/kg	-	-	0.037 U	-	0.041 U	0.043 U
Aroclor-1221 (PCB-1221)	mg/kg	-	-	0.037 U	-	0.041 U	0.043 U
Aroclor-1232 (PCB-1232)	mg/kg	-	-	0.037 U	-	0.041 U	0.043 U
Aroclor-1242 (PCB-1242)	mg/kg	-	-	0.037 U	-	0.041 U	0.043 U
Aroclor-1248 (PCB-1248)	mg/kg	-	-	0.037 U	-	0.041 U	0.043 U
Aroclor-1254 (PCB-1254)	mg/kg	-	-	0.037 U	-	0.041 U	0.043 U
Aroclor-1260 (PCB-1260)	mg/kg	-	-	0.037 U	-	0.041 U	0.043 U
Total PCBs	mg/kg	-	-	ND	-	ND	ND
Total Petroleum Hydrocarbons (TPH)							
Total Petroleum Hydrocarbons - Diesel	mg/kg	-	-	-	-	-	-
Total Petroleum Hydrocarbons - Gas	mg/kg	-	-	-	-	-	-
Total Petroleum Hydrocarbons - Oil	mg/kg	-	-	-	-	-	-
Total Petroleum Hydrocarbons	mg/kg	-	-	-	-	-	-
Total Petroleum Hydrocarbons - Purgeable (GRO)	mg/kg	-	-	-	-	-	-
Total Petroleum Hydrocarbons (C10-C20)	mg/kg	-	-	-	-	-	-
Total Petroleum Hydrocarbons (C20-C34)	mg/kg	-	-	-	-	-	-
Total Petroleum Hydrocarbons (C6-C10) GRO	mg/kg	-	-	-	-	-	-
Metals							
Aluminum	mg/kg	-	-	7740	-	12300	9600
Antimony	mg/kg	-	-	6.8 U	-	7.5 U	7.8 U
Arsenic	mg/kg	-	-	**8.8**[a]	-	**8.7**[a]	**8.3**[a]
Barium	mg/kg	-	-	-	-	-	-
Beryllium	mg/kg	-	-	-	-	-	-
Cadmium	mg/kg	-	-	0.56 U	-	0.62 U	0.65 U
Calcium	mg/kg	-	-	-	-	-	-
Chromium	mg/kg	-	-	12.0	-	16.7	14.2
Chromium VI (hexavalent)	mg/kg	-	-	-	-	-	-
Cobalt	mg/kg	-	-	**6.1**[a]	-	**11.1**[a]	**7.7**[a]
Copper	mg/kg	-	-	16.3	-	18.0	16.2
Iron	mg/kg	-	-	**16100**[a]	-	**22000**[a]	**19300**[a]
Lead	mg/kg	-	-	10.0	-	19.0	13.0
Magnesium	mg/kg	-	-	-	-	-	-
Manganese	mg/kg	-	-	364	-	**1250**[a]	**754**[a]
Mercury	mg/kg	-	-	0.11 U	-	0.12 U	0.13 U
Nickel	mg/kg	-	-	20.1	-	23.6	18.9
Potassium	mg/kg	-	-	862	-	916	775
Selenium	mg/kg	-	-	0.56 U	-	0.62 U	0.65 U
Silver	mg/kg	-	-	1.1 U	-	1.2 U	1.3 U
Sodium	mg/kg	-	-	564 U	-	621 U	646 U
Thallium	mg/kg	-	-	1.1 U	-	1.2 U	1.3 U
Vanadium	mg/kg	-	-	19.3	-	28.0	25.7
Zinc	mg/kg	-	-	53.0	-	60.9	50.6

APPENDIX G.1

SOIL QUALITY DATA
RFI REPORT
FORMER MANUAL TRANSMISSIONS OF MUNCIE FACILITY
MUNCIE, INDIANA

AOI		*AOI 31*	*AOI 31*	*AOI 31*	*AOI 31*	*AOI 31*	*AOI 31*
Sample Location		*DD-4*	*R-3*	*R-1, R-2, R-3, R-4*	*S-1*	*S-1, S-2, S-3, S-4*	*T-1, T-2, T-3, T-4*
Sample Identification		*S-017324-112008-JP-051*	*S-017324-112008-NH-030*	*S-017324-112008-NH-031*	*S-017324-112008-NH-028*	*S-017324-112008-NH-029*	*S-017324-112008-NH-027*
Sample Date		*11/20/2008*	*11/20/2008*	*11/20/2008*	*11/20/2008*	*11/20/2008*	*11/20/2008*
Sample Depth		*(0-2) FT*	*(0-2) FT*	*(0-2) FT*	*(0-2) FT*	*(0-2) FT*	*(0-2) FT*
Sample Type	*Units*						
General Chemistry							
Carbonate (as CaCO3)	mg/kg	-	-	-	-	-	-
Chloride	mg/kg	-	-	-	-	-	-
Chloride	s.u.	-	-	-	-	-	-
Cyanide (total)	mg/kg	-	-	-	-	-	-
N-Hexane extractable material	mg/kg	-	-	-	-	-	-
Percent moisture	%	-	-	-	-	-	-
pH	s.u.	-	-	-	-	-	-
Saturated aliphatic hydrocarbons	mg/kg	-	-	-	-	-	-
Sulfate	mg/kg	-	-	-	-	-	-
Total solids	%	82.7	78.3	88.7	78.5	80.5	77.4

Notes
mg/kg - Milligrams per kilogram
"-" - No value
U - Not detected at the associated reporting limit
J - Estimated concentration
UJ - Not detected; associated reporting limit is estimated
R - Rejected
s.u. - Standard units
nc - No criteria
ND - Non Detect (calculation)
BOLD[abc] Concentration exceeds associated screening level
IDEM Appendix A: Screening Levels Remedation Closure Guide - March 25, 2014
a - Exceeds IDEM residential migration to ground water screening levels
b - Exceeds IDEM commercial/industrial direct contact screening levels
c - Exceeds IDEM excavation direct contact screening levels

APPENDIX G.1

SOIL QUALITY DATA
RFI REPORT
FORMER MANUAL TRANSMISSIONS OF MUNCIE FACILITY
MUNCIE, INDIANA

AOI		***AOI 31***
Sample Location		***T-4***
Sample Identification		***S-017324-112008-NH-026***
Sample Date		***11/20/2008***
Sample Depth		***(0-2) FT***
Sample Type	***Units***	
Volatile Organic Compounds (VOCs)		
Acetone	mg/kg	0.022 U
Benzene	mg/kg	0.0055 U
Benzyl alcohol	mg/kg	-
Bromodichloromethane	mg/kg	0.0055 U
Bromoform	mg/kg	0.0055 U
Bromomethane (Methyl bromide)	mg/kg	0.0055 U
2-Butanone (Methyl ethyl ketone) (MEK)	mg/kg	0.022 U
Carbon disulfide	mg/kg	0.0055 U
Carbon tetrachloride	mg/kg	0.0055 U
4-Chloroaniline	mg/kg	-
Chlorobenzene	mg/kg	0.0055 U
Chloroethane	mg/kg	0.0055 U
2-Chloroethyl vinyl ether	mg/kg	-
Chloroform (Trichloromethane)	mg/kg	0.0055 U
Chloromethane (Methyl chloride)	mg/kg	0.0055 U
Cyclohexane	mg/kg	0.011 U
Dibenzofuran	mg/kg	-
1,2-Dibromo-3-chloropropane (DBCP)	mg/kg	0.011 U
Dibromochloromethane	mg/kg	0.0055 U
1,2-Dibromoethane (Ethylene dibromide)	mg/kg	0.0055 U
1,2-Dichlorobenzene	mg/kg	0.0055 U
1,3-Dichlorobenzene	mg/kg	0.0055 U
1,4-Dichlorobenzene	mg/kg	0.0055 U
Dichlorodifluoromethane (CFC-12)	mg/kg	0.0055 U
Dichloroethane	mg/kg	-
1,1-Dichloroethane	mg/kg	0.0055 U
1,2-Dichloroethane	mg/kg	0.0055 U
Dichloroethene	mg/kg	-
1,2-Dichloroethene (total)	mg/kg	-
1,1-Dichloroethene	mg/kg	0.0055 U
cis-1,2-Dichloroethene	mg/kg	0.0055 U
trans-1,2-Dichloroethene	mg/kg	0.0055 U
1,2-Dichloropropane	mg/kg	0.0055 U
cis-1,3-Dichloropropene	mg/kg	0.0055 U
trans-1,3-Dichloropropene	mg/kg	0.0055 U
Ethylbenzene	mg/kg	0.0055 U
2-Hexanone	mg/kg	0.022 U
Isopropyl benzene	mg/kg	0.0055 U
Methyl acetate	mg/kg	0.011 U
Methyl cyclohexane	mg/kg	0.011 U
Methyl tert butyl ether (MTBE)	mg/kg	0.022 U
4-Methyl-2-pentanone (MIBK)	mg/kg	0.022 U
Methylene chloride	mg/kg	0.018
Styrene	mg/kg	0.0055 U
1,1,2,2-Tetrachloroethane	mg/kg	0.0055 U
Tetrachloroethene	mg/kg	0.0055 U

APPENDIX G.1

SOIL QUALITY DATA
RFI REPORT
FORMER MANUAL TRANSMISSIONS OF MUNCIE FACILITY
MUNCIE, INDIANA

AOI		***AOI 31***
Sample Location		***T-4***
Sample Identification		***S-017324-112008-NH-026***
Sample Date		***11/20/2008***
Sample Depth		***(0-2) FT***
Sample Type	***Units***	
VOCs (Continued)		
Toluene	mg/kg	0.0055 U
1,2,4-Trichlorobenzene	mg/kg	0.0055 U
Trichloroethane	mg/kg	-
1,1,1-Trichloroethane	mg/kg	0.0055 U
1,1,2-Trichloroethane	mg/kg	0.0055 U
Trichloroethene	mg/kg	0.0055 U
Trichlorofluoromethane (CFC-11)	mg/kg	0.0055 U
Trifluorotrichloroethane (Freon 113)	mg/kg	0.0055 U
Vinyl acetate	mg/kg	-
Vinyl chloride	mg/kg	0.0055 U
Xylenes (total)	mg/kg	0.011 U
Semi-Volatile Organic Compounds (SVOCs)		
Acenaphthene	mg/kg	-
Acenaphthylene	mg/kg	-
Acetophenone	mg/kg	-
Anthracene	mg/kg	-
Atrazine	mg/kg	-
Benzaldehyde	mg/kg	-
Benzo(a)anthracene	mg/kg	-
Benzo(a)pyrene	mg/kg	-
Benzo(b)fluoranthene	mg/kg	-
Benzo(g,h,i)perylene	mg/kg	-
Benzo(k)fluoranthene	mg/kg	-
Benzoic acid	mg/kg	-
Biphenyl (1,1-Biphenyl)	mg/kg	-
4-Bromophenyl phenyl ether	mg/kg	-
Butyl benzylphthalate (BBP)	mg/kg	-
Caprolactam	mg/kg	-
Carbazole	mg/kg	-
4-Chloro-3-methylphenol	mg/kg	-
4-Chloroaniline	mg/kg	-
bis(2-Chloroethoxy)methane	mg/kg	-
bis(2-Chloroethyl)ether	mg/kg	-
2-Chloronaphthalene	mg/kg	-
2-Chlorophenol	mg/kg	-
4-Chlorophenyl phenyl ether	mg/kg	-
Chrysene	mg/kg	-
Dibenz(a,h)anthracene	mg/kg	-
Dibenzofuran	mg/kg	-
1,2-Dichlorobenzene	mg/kg	-
1,3-Dichlorobenzene	mg/kg	-
1,4-Dichlorobenzene	mg/kg	-
3,3'-Dichlorobenzidine	mg/kg	-
2,4-Dichlorophenol	mg/kg	-
Diethyl phthalate	mg/kg	-

APPENDIX G.1

SOIL QUALITY DATA
RFI REPORT
FORMER MANUAL TRANSMISSIONS OF MUNCIE FACILITY
MUNCIE, INDIANA

AOI		***AOI 31***
Sample Location		***T-4***
Sample Identification		***S-017324-112008-NH-026***
Sample Date		***11/20/2008***
Sample Depth		***(0-2) FT***
Sample Type	***Units***	
SVOCs (Continued)		
Dimethyl phthalate	mg/kg	-
2,4-Dimethylphenol	mg/kg	-
Di-n-butylphthalate (DBP)	mg/kg	-
4,6-Dinitro-2-methylphenol	mg/kg	-
2,4-Dinitrophenol	mg/kg	-
2,4-Dinitrotoluene	mg/kg	-
2,6-Dinitrotoluene	mg/kg	-
Di-n-octyl phthalate (DnOP)	mg/kg	-
bis(2-Ethylhexyl)phthalate (DEHP)	mg/kg	-
Fluoranthene	mg/kg	-
Fluorene	mg/kg	-
Hexachlorobenzene	mg/kg	-
Hexachlorobutadiene	mg/kg	-
Hexachlorocyclopentadiene	mg/kg	-
Hexachloroethane	mg/kg	-
Indeno(1,2,3-cd)pyrene	mg/kg	-
Isophorone	mg/kg	-
2-Methylnaphthalene	mg/kg	-
2-Methylphenol	mg/kg	-
3&4-Methylphenol	mg/kg	-
4-Methylphenol	mg/kg	-
Naphthalene	mg/kg	-
2-Nitroaniline	mg/kg	-
3-Nitroaniline	mg/kg	-
4-Nitroaniline	mg/kg	-
Nitrobenzene	mg/kg	-
2-Nitrophenol	mg/kg	-
4-Nitrophenol	mg/kg	-
N-Nitrosodi-n-propylamine	mg/kg	-
N-Nitrosodiphenylamine	mg/kg	-
N-Nitrosodimethylamine	mg/kg	-
2,2'-Oxybis(1-chloropropane)	mg/kg	-
Pentachlorophenol	mg/kg	-
Phenanthrene	mg/kg	-
Phenol	mg/kg	-
Pyrene	mg/kg	-
1,2,4-Trichlorobenzene	mg/kg	-
2,4,5-Trichlorophenol	mg/kg	-
2,4,6-Trichlorophenol	mg/kg	-

APPENDIX G.1

SOIL QUALITY DATA
RFI REPORT
FORMER MANUAL TRANSMISSIONS OF MUNCIE FACILITY
MUNCIE, INDIANA

AOI		***AOI 31***
Sample Location		***T-4***
Sample Identification		***S-017324-112008-NH-026***
Sample Date		***11/20/2008***
Sample Depth		***(0-2) FT***
Sample Type	***Units***	
Polychlorinated Biphenyls (PCBs)		
Aroclor-1016 (PCB-1016)	mg/kg	-
Aroclor-1221 (PCB-1221)	mg/kg	-
Aroclor-1232 (PCB-1232)	mg/kg	-
Aroclor-1242 (PCB-1242)	mg/kg	-
Aroclor-1248 (PCB-1248)	mg/kg	-
Aroclor-1254 (PCB-1254)	mg/kg	-
Aroclor-1260 (PCB-1260)	mg/kg	-
Total PCBs	mg/kg	-
Total Petroleum Hydrocarbons (TPH)		
Total Petroleum Hydrocarbons - Diesel	mg/kg	-
Total Petroleum Hydrocarbons - Gas	mg/kg	-
Total Petroleum Hydrocarbons - Oil	mg/kg	-
Total Petroleum Hydrocarbons	mg/kg	-
Total Petroleum Hydrocarbons - Purgeable (GRO)	mg/kg	-
Total Petroleum Hydrocarbons (C10-C20)	mg/kg	-
Total Petroleum Hydrocarbons (C20-C34)	mg/kg	-
Total Petroleum Hydrocarbons (C6-C10) GRO	mg/kg	-
Metals		
Aluminum	mg/kg	-
Antimony	mg/kg	-
Arsenic	mg/kg	-
Barium	mg/kg	-
Beryllium	mg/kg	-
Cadmium	mg/kg	-
Calcium	mg/kg	-
Chromium	mg/kg	-
Chromium VI (hexavalent)	mg/kg	-
Cobalt	mg/kg	-
Copper	mg/kg	-
Iron	mg/kg	-
Lead	mg/kg	-
Magnesium	mg/kg	-
Manganese	mg/kg	-
Mercury	mg/kg	-
Nickel	mg/kg	-
Potassium	mg/kg	-
Selenium	mg/kg	-
Silver	mg/kg	-
Sodium	mg/kg	-
Thallium	mg/kg	-
Vanadium	mg/kg	-
Zinc	mg/kg	-

APPENDIX G.1

SOIL QUALITY DATA
RFI REPORT
FORMER MANUAL TRANSMISSIONS OF MUNCIE FACILITY
MUNCIE, INDIANA

AOI		***AOI 31***
Sample Location		***T-4***
Sample Identification		***S-017324-112008-NH-026***
Sample Date		***11/20/2008***
Sample Depth		***(0-2) FT***
Sample Type	***Units***	
General Chemistry		
Carbonate (as CaCO3)	mg/kg	-
Chloride	mg/kg	-
Chloride	s.u.	-
Cyanide (total)	mg/kg	-
N-Hexane extractable material	mg/kg	-
Percent moisture	%	-
pH	s.u.	-
Saturated aliphatic hydrocarbons	mg/kg	-
Sulfate	mg/kg	-
Total solids	%	79.5

Notes

mg/kg - Milligrams per kilogram
"-" - No value
U - Not detected at the associated reporting limit
J - Estimated concentration
UJ - Not detected; associated reporting limit is estimated
R - Rejected
s.u. - Standard units
nc - No criteria
ND - Non Detect (calculation)
BOLD[abc] Concentration exceeds associated screening level
IDEM Appendix A: Screening Levels Remedation Closure Guide - March 25, 2014
a - Exceeds IDEM residential migration to ground water screening levels
b - Exceeds IDEM commercial/industrial direct contact screening levels
c - Exceeds IDEM excavation direct contact screening levels

APPENDIX G.1

SOIL QUALITY DATA
RFI REPORT
FORMER MANUAL TRANSMISSIONS OF MUNCIE FACILITY
MUNCIE, INDIANA

AOI		*IDEM*	*IDEM*	*IDEM*	*AOI 31*	*AOI 31*	*AOI 31*	*AOI 31*	*AOI 31*
Sample Location		*Residential*	*Com./Ind.*	*Excavation*	*U-1, U-2, U-3, U-4*	*U-2*	*UU-1, UU-2, UU-3, UU-4*	*UU-2*	*UU-2*
Sample Identification		*Migration to GW*	*Direct Contact*	*Direct Contact*	*S-017324-112008-NH-025*	*S-017324-112008-NH-024*	*S-017324-112008-NH-023*	*S-017324-112008-NH-021*	*S-017324-112008-NH-022*
Sample Date		*a*	*b*	*c*	*11/20/2008*	*11/20/2008*	*11/20/2008*	*11/20/2008*	*11/20/2008*
Sample Depth					*(0-2) FT*	*(0-2) FT*	*(0-2) FT*	*(3-5) FT*	*(3-5) FT*
Sample Type	*Units*								*Duplicate*
Volatile Organic Compounds (VOCs)									
Acetone	mg/kg	49	100000	100000	-	0.072	-	0.028	0.044
Benzene	mg/kg	0.051	54	750	-	0.0052 U	-	0.0049 U	0.0057 U
Benzyl alcohol	mg/kg	7.3	62000	100000	-	-	-	-	-
Bromodichloromethane	mg/kg	0.43	14	930	-	0.0052 U	-	0.0049 U	0.0057 U
Bromoform	mg/kg	0.42	2200	20000	-	0.0052 U	-	0.0049 U	0.0057 U
Bromomethane (Methyl bromide)	mg/kg	0.035	32	54	-	0.0052 U	-	0.0049 U	0.0057 U
2-Butanone (Methyl ethyl ketone) (MEK)	mg/kg	21	28000	28000	-	0.021 U	-	0.019 U	0.023 U
Carbon disulfide	mg/kg	4.2	740	740	-	0.0052 U	-	0.0049 U	0.0057 U
Carbon tetrachloride	mg/kg	0.039	30	460	-	0.0052 U	-	0.0049 U	0.0057 U
4-Chloroaniline	mg/kg	0.027	86	4200	-	-	-	-	-
Chlorobenzene	mg/kg	1.4	760	760	-	0.0052 U	-	0.0049 U	0.0057 U
Chloroethane	mg/kg	120	2100	2100	-	0.0052 U	-	0.0049 U	0.0057 U
2-Chloroethyl vinyl ether	mg/kg	nc	nc	nc	-	-	-	-	-
Chloroform (Trichloromethane)	mg/kg	0.44	15	1800	-	0.0052 U	-	0.0049 U	0.0057 U
Chloromethane (Methyl chloride)	mg/kg	0.98	500	840	-	0.0052 U	-	0.0049 U	0.0057 U
Cyclohexane	mg/kg	270	120	120	-	0.01 U	-	0.0097 U	0.011 U
Dibenzofuran	mg/kg	2.1	1000	1700	-	-	-	-	-
1,2-Dibromo-3-chloropropane (DBCP)	mg/kg	0.0017	0.69	44	-	0.01 U	-	0.0097 U	0.011 U
Dibromochloromethane	mg/kg	0.43	33	800	-	0.0052 U	-	0.0049 U	0.0057 U
1,2-Dibromoethane (Ethylene dibromide)	mg/kg	0.00028	1.7	180	-	0.0052 U	-	0.0049 U	0.0057 U
1,2-Dichlorobenzene	mg/kg	12	380	380	-	0.0052 U	-	0.0049 U	0.0057 U
1,3-Dichlorobenzene	mg/kg	nc	nc	nc	-	0.0052 U	-	0.0049 U	0.0057 U
1,4-Dichlorobenzene	mg/kg	1.4	120	17000	-	0.0052 U	-	0.0049 U	0.0057 U
Dichlorodifluoromethane (CFC-12)	mg/kg	5.7	400	670	-	0.0052 U	-	0.0049 U	0.0057 U
Dichloroethane	mg/kg	nc	nc	nc	-	-	-	-	-
1,1-Dichloroethane	mg/kg	0.14	170	1700	-	0.0052 U	-	0.0049 U	0.0057 U
1,2-Dichloroethane	mg/kg	0.028	22	250	-	0.0052 U	-	0.0049 U	0.0057 U
Dichloroethene	mg/kg	nc	nc	nc	-	-	-	-	-
1,2-Dichloroethene (total)	mg/kg	0.76	1300	1300	-	-	-	-	-
1,1-Dichloroethene	mg/kg	0.05	1100	1200	-	0.0052 U	-	0.0049 U	0.0057 U
cis-1,2-Dichloroethene	mg/kg	0.41	2000	2400	-	0.0052 U	-	0.0049 U	0.0057 U
trans-1,2-Dichloroethene	mg/kg	0.59	690	1200	-	0.0052 U	-	0.0049 U	0.0057 U
1,2-Dichloropropane	mg/kg	0.033	47	120	-	0.0052 U	-	0.0049 U	0.0057 U
cis-1,3-Dichloropropene	mg/kg	nc	nc	nc	-	0.0052 U	-	0.0049 U	0.0057 U
trans-1,3-Dichloropropene	mg/kg	nc	nc	nc	-	0.0052 U	-	0.0049 U	0.0057 U
Ethylbenzene	mg/kg	16	270	480	-	0.0052 U	-	0.0049 U	0.0057 U
2-Hexanone	mg/kg	0.16	1400	2300	-	0.021 U	-	0.019 U	0.023 U
Isopropyl benzene	mg/kg	13	270	270	-	0.0052 U	-	0.0049 U	0.0057 U
Methyl acetate	mg/kg	66	29000	29000	-	0.01 U	-	0.0097 U	0.011 U
Methyl cyclohexane	mg/kg	nc	nc	nc	-	0.01 U	-	0.0097 U	0.011 U
Methyl tert butyl ether (MTBE)	mg/kg	0.54	2200	8900	-	0.021 U	-	0.019 U	0.023 U
4-Methyl-2-pentanone (MIBK)	mg/kg	4.5	3400	3400	-	0.021 U	-	0.019 U	0.023 U
Methylene chloride	mg/kg	0.025	3100	3300	-	0.016	-	0.011	0.015
Styrene	mg/kg	2.2	870	870	-	0.0052 U	-	0.0049 U	0.0057 U
1,1,2,2-Tetrachloroethane	mg/kg	0.0052	28	1900	-	0.0052 U	-	0.0049 U	0.0057 U
Tetrachloroethene	mg/kg	0.045	170	170	-	0.0052 U	-	0.0049 U	0.0057 U

APPENDIX G.1

SOIL QUALITY DATA
RFI REPORT
FORMER MANUAL TRANSMISSIONS OF MUNCIE FACILITY
MUNCIE, INDIANA

AOI		*IDEM*	*IDEM*	*IDEM*	*AOI 31*	*AOI 31*	*AOI 31*	*AOI 31*	*AOI 31*
Sample Location		*Residential*	*Com./Ind.*	*Excavation*	*U-1, U-2, U-3, U-4*	*U-2*	*UU-1, UU-2, UU-3, UU-4*	*UU-2*	*UU-2*
Sample Identification		*Migration to GW*	*Direct Contact*	*Direct Contact*	*S-017324-112008-NH-025*	*S-017324-112008-NH-024*	*S-017324-112008-NH-023*	*S-017324-112008-NH-021*	*S-017324-112008-NH-022*
Sample Date		*a*	*b*	*c*	*11/20/2008*	*11/20/2008*	*11/20/2008*	*11/20/2008*	*11/20/2008*
Sample Depth					*(0-2) FT*	*(0-2) FT*	*(0-2) FT*	*(3-5) FT*	*(3-5) FT*
Sample Type	*Units*								*Duplicate*
VOCs (Continued)									
Toluene	mg/kg	14	820	820	-	0.0052 U	-	0.0049 U	0.0057 U
1,2,4-Trichlorobenzene	mg/kg	4.1	270	400	-	0.0052 U	-	0.0049 U	0.0057 U
Trichloroethane	mg/kg	nc	nc	nc	-	-	-	-	-
1,1,1-Trichloroethane	mg/kg	1.4	640	640	-	0.0052 U	-	0.0049 U	0.0057 U
1,1,2-Trichloroethane	mg/kg	0.032	6.8	11	-	0.0052 U	-	0.0049 U	0.0057 U
Trichloroethene	mg/kg	0.036	20	34	-	0.0052 U	-	0.0049 U	0.0057 U
Trichlorofluoromethane (CFC-11)	mg/kg	14	1200	1200	-	0.0052 U	-	0.0049 U	0.0057 U
Trifluorotrichloroethane (Freon 113)	mg/kg	2600	910	910	-	0.0052 U	-	0.0049 U	0.0057 U
Vinyl acetate	mg/kg	1.7	2800	2800	-	-	-	-	-
Vinyl chloride	mg/kg	0.014	17	660	-	0.0052 U	-	0.0049 U	0.0057 U
Xylenes (total)	mg/kg	200	260	260	-	0.01 U	-	0.0097 U	0.011 U
Semi-Volatile Organic Compounds (SVOCs)									
Acenaphthene	mg/kg	82	33000	55000	0.41 U	-	0.39 U	-	-
Acenaphthylene	mg/kg	nc	nc	nc	0.41 U	-	0.39 U	-	-
Acetophenone	mg/kg	9.1	2500	2500	0.083 U	-	0.078 U	-	-
Anthracene	mg/kg	860	100000	100000	0.41 U	-	0.39 U	-	-
Atrazine	mg/kg	0.039	75	4200	0.41 U	-	0.39 U	-	-
Benzaldehyde	mg/kg	6.7	1200	1200	0.41 U	-	0.39 U	-	-
Benzo(a)anthracene	mg/kg	2.1	21	1300	0.41 U	-	0.39 U	-	-
Benzo(a)pyrene	mg/kg	4.7	2.1	130	0.41 U	-	0.39 U	-	-
Benzo(b)fluoranthene	mg/kg	7	21	1300	0.41 U	-	0.39 U	-	-
Benzo(g,h,i)perylene	mg/kg	nc	nc	nc	0.41 U	-	0.39 U	-	-
Benzo(k)fluoranthene	mg/kg	68	210	13000	0.41 U	-	0.39 U	-	-
Benzoic acid	mg/kg	270	100000	100000	-	-	-	-	-
Biphenyl (1,1-Biphenyl)	mg/kg	0.17	210	350	0.41 U	-	0.39 U	-	-
4-Bromophenyl phenyl ether	mg/kg	nc	nc	nc	0.41 U	-	0.39 U	-	-
Butyl benzylphthalate (BBP)	mg/kg	41	9100	100000	0.41 U	-	0.39 U	-	-
Caprolactam	mg/kg	38	100000	100000	0.41 U	-	0.39 U	-	-
Carbazole	mg/kg	nc	nc	nc	0.41 U	-	0.39 U	-	-
4-Chloro-3-methylphenol	mg/kg	26	62000	100000	0.41 U	-	0.39 U	-	-
4-Chloroaniline	mg/kg	0.027	86	4200	0.41 U	-	0.39 U	-	-
bis(2-Chloroethoxy)methane	mg/kg	0.21	1800	3100	0.41 U	-	0.39 U	-	-
bis(2-Chloroethyl)ether	mg/kg	0.00063	10	750	0.41 U	-	0.39 U	-	-
2-Chloronaphthalene	mg/kg	57	82000	100000	0.41 U	-	0.39 U	-	-
2-Chlorophenol	mg/kg	1.2	5100	8600	0.41 U	-	0.39 U	-	-
4-Chlorophenyl phenyl ether	mg/kg	nc	nc	nc	0.41 U	-	0.39 U	-	-
Chrysene	mg/kg	210	2100	100000	0.41 U	-	0.39 U	-	-
Dibenz(a,h)anthracene	mg/kg	2.2	2.1	130	0.41 U	-	0.39 U	-	-
Dibenzofuran	mg/kg	2.1	1000	1700	0.41 U	-	0.39 U	-	-
1,2-Dichlorobenzene	mg/kg	12	380	380	-	-	-	-	-
1,3-Dichlorobenzene	mg/kg	nc	nc	nc	-	-	-	-	-
1,4-Dichlorobenzene	mg/kg	1.4	120	17000	-	-	-	-	-
3,3'-Dichlorobenzidine	mg/kg	0.14	38	2200	2 U	-	1.9 U	-	-
2,4-Dichlorophenol	mg/kg	0.83	1800	3100	0.41 U	-	0.39 U	-	-
Diethyl phthalate	mg/kg	90	100000	100000	0.41 U	-	0.39 U	-	-

APPENDIX G.1

SOIL QUALITY DATA
RFI REPORT
FORMER MANUAL TRANSMISSIONS OF MUNCIE FACILITY
MUNCIE, INDIANA

AOI		*IDEM*	*IDEM*	*IDEM*	*AOI 31*	*AOI 31*	*AOI 31*	*AOI 31*	*AOI 31*
Sample Location		*Residential*	*Com./Ind.*	*Excavation*	*U-1, U-2, U-3, U-4*	*U-2*	*UU-1, UU-2, UU-3, UU-4*	*UU-2*	*UU-2*
Sample Identification		*Migration to GW*	*Direct Contact*	*Direct Contact*	*S-017324-112008-NH-025*	*S-017324-112008-NH-024*	*S-017324-112008-NH-023*	*S-017324-112008-NH-021*	*S-017324-112008-NH-022*
Sample Date		*a*	*b*	*c*	*11/20/2008*	*11/20/2008*	*11/20/2008*	*11/20/2008*	*11/20/2008*
Sample Depth					*(0-2) FT*	*(0-2) FT*	*(0-2) FT*	*(3-5) FT*	*(3-5) FT*
Sample Type	*Units*								*Duplicate*
SVOCs (Continued)									
Dimethyl phthalate	mg/kg	nc	nc	nc	0.41 U	-	0.39 U	-	-
2,4-Dimethylphenol	mg/kg	6.4	12000	20000	0.41 U	-	0.39 U	-	-
Di-n-butylphthalate (DBP)	mg/kg	34	62000	100000	0.41 U	-	0.39 U	-	-
4,6-Dinitro-2-methylphenol	mg/kg	0.041	49	82	2 U	-	1.9 U	-	-
2,4-Dinitrophenol	mg/kg	0.67	1200	2000	2 U	-	1.9 U	-	-
2,4-Dinitrotoluene	mg/kg	0.054	55	2000	0.41 U	-	0.39 U	-	-
2,6-Dinitrotoluene	mg/kg	0.012	12	310	0.41 U	-	0.39 U	-	-
Di-n-octyl phthalate (DnOP)	mg/kg	900	6200	10000	0.41 U	-	0.39 U	-	-
bis(2-Ethylhexyl)phthalate (DEHP)	mg/kg	29	1200	20000	0.41 U	-	0.39 U	-	-
Fluoranthene	mg/kg	1400	22000	37000	0.41 U	-	0.39 U	-	-
Fluorene	mg/kg	81	22000	37000	0.41 U	-	0.39 U	-	-
Hexachlorobenzene	mg/kg	0.25	11	630	0.41 U	-	0.39 U	-	-
Hexachlorobutadiene	mg/kg	0.1	220	1000	0.41 U	-	0.39 U	-	-
Hexachlorocyclopentadiene	mg/kg	3.1	3700	6200	2 U	-	1.9 U	-	-
Hexachloroethane	mg/kg	0.062	430	730	0.41 U	-	0.39 U	-	-
Indeno(1,2,3-cd)pyrene	mg/kg	40	21	1300	0.41 U	-	0.39 U	-	-
Isophorone	mg/kg	4.4	18000	100000	0.41 U	-	0.39 U	-	-
2-Methylnaphthalene	mg/kg	2.8	2200	3700	0.41 U	-	0.39 U	-	-
2-Methylphenol	mg/kg	12	31000	52000	0.41 U	-	0.39 U	-	-
3&4-Methylphenol	mg/kg	nc	nc	nc	-	-	-	-	-
4-Methylphenol	mg/kg	22	62000	100000	0.41 U	-	0.39 U	-	-
Naphthalene	mg/kg	0.092	180	1000	0.41 U	-	0.39 U	-	-
2-Nitroaniline	mg/kg	1.3	6000	9900	2 U	-	1.9 U	-	-
3-Nitroaniline	mg/kg	nc	nc	nc	2 U	-	1.9 U	-	-
4-Nitroaniline	mg/kg	0.28	860	4200	2 U	-	1.9 U	-	-
Nitrobenzene	mg/kg	0.016	240	2000	0.41 U	-	0.39 U	-	-
2-Nitrophenol	mg/kg	nc	nc	nc	0.41 U	-	0.39 U	-	-
4-Nitrophenol	mg/kg	nc	nc	nc	2 U	-	1.9 U	-	-
N-Nitrosodi-n-propylamine	mg/kg	0.0014	2.5	140	0.41 U	-	0.39 U	-	-
N-Nitrosodiphenylamine	mg/kg	11	3500	100000	0.41 U	-	0.39 U	-	-
N-Nitrosodimethylamine	mg/kg	2.1e-005	0.34	8.2	-	-	-	-	-
2,2'-Oxybis(1-chloropropane)	mg/kg	0.023	220	1000	0.41 U	-	0.39 U	-	-
Pentachlorophenol	mg/kg	0.2	27	2000	0.41 U	-	0.39 U	-	-
Phenanthrene	mg/kg	nc	nc	nc	0.41 U	-	0.39 U	-	-
Phenol	mg/kg	52	100000	100000	0.41 U	-	0.39 U	-	-
Pyrene	mg/kg	190	17000	28000	0.41 U	-	0.39 U	-	-
1,2,4-Trichlorobenzene	mg/kg	4.1	270	400	-	-	-	-	-
2,4,5-Trichlorophenol	mg/kg	67	62000	100000	0.41 U	-	0.39 U	-	-
2,4,6-Trichlorophenol	mg/kg	0.68	620	1000	0.41 U	-	0.39 U	-	-

APPENDIX G.1

SOIL QUALITY DATA
RFI REPORT
FORMER MANUAL TRANSMISSIONS OF MUNCIE FACILITY
MUNCIE, INDIANA

AOI		*IDEM*	*IDEM*	*IDEM*	*AOI 31*	*AOI 31*	*AOI 31*	*AOI 31*	*AOI 31*
Sample Location		*Residential*	*Com./Ind.*	*Excavation*	*U-1, U-2, U-3, U-4*	*U-2*	*UU-1, UU-2, UU-3, UU-4*	*UU-2*	*UU-2*
Sample Identification		*Migration to GW*	*Direct Contact*	*Direct Contact*	*S-017324-112008-NH-025*	*S-017324-112008-NH-024*	*S-017324-112008-NH-023*	*S-017324-112008-NH-021*	*S-017324-112008-NH-022*
Sample Date		*a*	*b*	*c*	*11/20/2008*	*11/20/2008*	*11/20/2008*	*11/20/2008*	*11/20/2008*
Sample Depth					*(0-2) FT*	*(0-2) FT*	*(0-2) FT*	*(3-5) FT*	*(3-5) FT*
Sample Type	*Units*								*Duplicate*
Polychlorinated Biphenyls (PCBs)									
Aroclor-1016 (PCB-1016)	mg/kg	2.1	37	63	0.041 U	-	0.039 U	-	-
Aroclor-1221 (PCB-1221)	mg/kg	0.014	5.4	390	0.041 U	-	0.039 U	-	-
Aroclor-1232 (PCB-1232)	mg/kg	0.014	5.4	73	0.041 U	-	0.039 U	-	-
Aroclor-1242 (PCB-1242)	mg/kg	1.1	7.4	460	0.041 U	-	0.039 U	-	-
Aroclor-1248 (PCB-1248)	mg/kg	1	7.4	460	0.041 U	-	0.039 U	-	-
Aroclor-1254 (PCB-1254)	mg/kg	1.6	7.4	18	0.041 U	-	0.039 U	-	-
Aroclor-1260 (PCB-1260)	mg/kg	4.8	7.4	460	0.041 U	-	0.039 U	-	-
Total PCBs	mg/kg	1.6	7.4	460	ND	-	ND	-	-
Total Petroleum Hydrocarbons (TPH)									
Total Petroleum Hydrocarbons - Diesel	mg/kg	nc	nc	nc	-	-	-	-	-
Total Petroleum Hydrocarbons - Gas	mg/kg	nc	nc	nc	-	-	-	-	-
Total Petroleum Hydrocarbons - Oil	mg/kg	nc	nc	nc	-	-	-	-	-
Total Petroleum Hydrocarbons	mg/kg	nc	nc	nc	-	-	-	-	-
Total Petroleum Hydrocarbons - Purgeable (GRO)	mg/kg	nc	nc	nc	-	-	-	-	-
Total Petroleum Hydrocarbons (C10-C20)	mg/kg	nc	nc	nc	-	-	-	-	-
Total Petroleum Hydrocarbons (C20-C34)	mg/kg	nc	nc	nc	-	-	-	-	-
Total Petroleum Hydrocarbons (C6-C10) GRO	mg/kg	nc	nc	nc	-	-	-	-	-
Metals									
Aluminum	mg/kg	480000	100000	100000	6780	-	9410	-	-
Antimony	mg/kg	5.4	410	690	7.5 U	-	7.0 UJ	-	-
Arsenic	mg/kg	5.9	24	640	**8.1**[a]	-	**7.8**[a]	-	-
Barium	mg/kg	1700	100000	100000	-	-	-	-	-
Beryllium	mg/kg	63	2000	3300	-	-	-	-	-
Cadmium	mg/kg	7.5	800	1300	0.63 U	-	0.59 U	-	-
Calcium	mg/kg	nc	nc	nc	-	-	-	-	-
Chromium	mg/kg	1000000	nc	nc	11.3	-	13.2	-	-
Chromium VI (hexavalent)	mg/kg	0.12	56	2400	-	-	-	-	-
Cobalt	mg/kg	4.3	300	520	**7.6**[a]	-	**6.9**[a]	-	-
Copper	mg/kg	920	41000	69000	19.0	-	15.8	-	-
Iron	mg/kg	5600	100000	100000	**15000**[a]	-	**16900**[a]	-	-
Lead	mg/kg	270	800	1000	62.2	-	27.7	-	-
Magnesium	mg/kg	nc	nc	nc	-	-	-	-	-
Manganese	mg/kg	420	23000	39000	**424**[a]	-	**509**[a]	-	-
Mercury	mg/kg	2.1	3.1	3.1	0.13 U	-	0.12 U	-	-
Nickel	mg/kg	390	20000	32000	18.4	-	17.3	-	-
Potassium	mg/kg	nc	nc	nc	822	-	632	-	-
Selenium	mg/kg	5.3	5100	8600	0.63 U	-	0.59 U	-	-
Silver	mg/kg	12	5100	8600	1.3 U	-	1.2 U	-	-
Sodium	mg/kg	nc	nc	nc	626 U	-	586 U	-	-
Thallium	mg/kg	2.9	10	17	1.3 U	-	1.2 U	-	-
Vanadium	mg/kg	1300	5100	8700	18.9	-	21.6	-	-
Zinc	mg/kg	5900	100000	100000	88.2	-	55.0	-	-

APPENDIX G.1

SOIL QUALITY DATA
RFI REPORT
FORMER MANUAL TRANSMISSIONS OF MUNCIE FACILITY
MUNCIE, INDIANA

AOI		*IDEM*	*IDEM*	*IDEM*	*AOI 31*	*AOI 31*	*AOI 31*	*AOI 31*	*AOI 31*
Sample Location		*Residential*	*Com./Ind.*	*Excavation*	*U-1, U-2, U-3, U-4*	*U-2*	*UU-1, UU-2, UU-3, UU-4*	*UU-2*	*UU-2*
Sample Identification		*Migration to GW*	*Direct Contact*	*Direct Contact*	*S-017324-112008-NH-025*	*S-017324-112008-NH-024*	*S-017324-112008-NH-023*	*S-017324-112008-NH-021*	*S-017324-112008-NH-022*
Sample Date		*a*	*b*	*c*	*11/20/2008*	*11/20/2008*	*11/20/2008*	*11/20/2008*	*11/20/2008*
Sample Depth					*(0-2) FT*	*(0-2) FT*	*(0-2) FT*	*(3-5) FT*	*(3-5) FT*
Sample Type	*Units*								*Duplicate*
General Chemistry									
Carbonate (as CaCO3)	mg/kg	nc	nc	nc	-	-	-	-	-
Chloride	mg/kg	nc	nc	nc	-	-	-	-	-
Chloride	s.u.	nc	nc	nc	-	-	-	-	-
Cyanide (total)	mg/kg	40	140	230	-	-	-	-	-
N-Hexane extractable material	mg/kg	nc	nc	nc	-	-	-	-	-
Percent moisture	%	nc	nc	nc	-	-	-	-	-
pH	s.u.	nc	nc	nc	-	-	-	-	-
Saturated aliphatic hydrocarbons	mg/kg	nc	nc	nc	-	-	-	-	-
Sulfate	mg/kg	nc	nc	nc	-	-	-	-	-
Total solids	%	nc	nc	nc	79.9	84.1	85.3	84.4	82.0

Notes
mg/kg - Milligrams per kilogram
"-" - No value
U - Not detected at the associated reporting limit
J - Estimated concentration
UJ - Not detected; associated reporting limit is estimated
R - Rejected
s.u. - Standard units
nc - No criteria
ND - Non Detect (calculation)
BOLD[abc] Concentration exceeds associated screening level
IDEM Appendix A: Screening Levels Remedation Closure Guide - March 25, 2014
a - Exceeds IDEM residential migration to ground water screening levels
b - Exceeds IDEM commercial/industrial direct contact screening levels
c - Exceeds IDEM excavation direct contact screening levels

APPENDIX G.1

SOIL QUALITY DATA
RFI REPORT
FORMER MANUAL TRANSMISSIONS OF MUNCIE FACILITY
MUNCIE, INDIANA

AOI		*AOI 31*	*AOI 31*	*AOI 31*	*AOI 31*	*AOI 31*	*AOI 31*	*AOI 31*
Sample Location		*BH83-11*	*BH84-11*	*BH85-11*	*BH86-11*	*BH83-11*	*BH84-11*	*BH84-11*
Sample Identification		*S-017324-112111-TP-013*	*S-017324-112111-TP-006*	*S-017324-112111-TP-011*	*S-017324-112111-TP-009*	*S-017324-112111-TP-014*	*S-017324-112111-TP-007*	*S-017324-112111-TP-008*
Sample Date		*11/21/2011*	*11/21/2011*	*11/21/2011*	*11/21/2011*	*11/21/2011*	*11/21/2011*	*11/21/2011*
Sample Depth		*(0-2) ft BGS*	*(0-2) ft BGS*	*(0-2) ft BGS*	*(0-2) ft BGS*	*(2-4) ft BGS*	*(2-4) ft BGS*	*(2-4) ft BGS*
Sample Type	*Units*							*Duplicate*
Volatile Organic Compounds (VOCs)								
Acetone	mg/kg	-	-	-	-	-	-	-
Benzene	mg/kg	-	-	-	-	-	-	-
Benzyl alcohol	mg/kg	-	-	-	-	-	-	-
Bromodichloromethane	mg/kg	-	-	-	-	-	-	-
Bromoform	mg/kg	-	-	-	-	-	-	-
Bromomethane (Methyl bromide)	mg/kg	-	-	-	-	-	-	-
2-Butanone (Methyl ethyl ketone) (MEK)	mg/kg	-	-	-	-	-	-	-
Carbon disulfide	mg/kg	-	-	-	-	-	-	-
Carbon tetrachloride	mg/kg	-	-	-	-	-	-	-
4-Chloroaniline	mg/kg	-	-	-	-	-	-	-
Chlorobenzene	mg/kg	-	-	-	-	-	-	-
Chloroethane	mg/kg	-	-	-	-	-	-	-
2-Chloroethyl vinyl ether	mg/kg	-	-	-	-	-	-	-
Chloroform (Trichloromethane)	mg/kg	-	-	-	-	-	-	-
Chloromethane (Methyl chloride)	mg/kg	-	-	-	-	-	-	-
Cyclohexane	mg/kg	-	-	-	-	-	-	-
Dibenzofuran	mg/kg	-	-	-	-	-	-	-
1,2-Dibromo-3-chloropropane (DBCP)	mg/kg	-	-	-	-	-	-	-
Dibromochloromethane	mg/kg	-	-	-	-	-	-	-
1,2-Dibromoethane (Ethylene dibromide)	mg/kg	-	-	-	-	-	-	-
1,2-Dichlorobenzene	mg/kg	-	-	-	-	-	-	-
1,3-Dichlorobenzene	mg/kg	-	-	-	-	-	-	-
1,4-Dichlorobenzene	mg/kg	-	-	-	-	-	-	-
Dichlorodifluoromethane (CFC-12)	mg/kg	-	-	-	-	-	-	-
Dichloroethane	mg/kg	-	-	-	-	-	-	-
1,1-Dichloroethane	mg/kg	-	-	-	-	-	-	-
1,2-Dichloroethane	mg/kg	-	-	-	-	-	-	-
Dichloroethene	mg/kg	-	-	-	-	-	-	-
1,2-Dichloroethene (total)	mg/kg	-	-	-	-	-	-	-
1,1-Dichloroethene	mg/kg	-	-	-	-	-	-	-
cis-1,2-Dichloroethene	mg/kg	-	-	-	-	-	-	-
trans-1,2-Dichloroethene	mg/kg	-	-	-	-	-	-	-
1,2-Dichloropropane	mg/kg	-	-	-	-	-	-	-
cis-1,3-Dichloropropene	mg/kg	-	-	-	-	-	-	-
trans-1,3-Dichloropropene	mg/kg	-	-	-	-	-	-	-
Ethylbenzene	mg/kg	-	-	-	-	-	-	-
2-Hexanone	mg/kg	-	-	-	-	-	-	-
Isopropyl benzene	mg/kg	-	-	-	-	-	-	-
Methyl acetate	mg/kg	-	-	-	-	-	-	-
Methyl cyclohexane	mg/kg	-	-	-	-	-	-	-
Methyl tert butyl ether (MTBE)	mg/kg	-	-	-	-	-	-	-
4-Methyl-2-pentanone (MIBK)	mg/kg	-	-	-	-	-	-	-
Methylene chloride	mg/kg	-	-	-	-	-	-	-
Styrene	mg/kg	-	-	-	-	-	-	-
1,1,2,2-Tetrachloroethane	mg/kg	-	-	-	-	-	-	-
Tetrachloroethene	mg/kg	-	-	-	-	-	-	-

APPENDIX G.1

SOIL QUALITY DATA
RFI REPORT
FORMER MANUAL TRANSMISSIONS OF MUNCIE FACILITY
MUNCIE, INDIANA

AOI		*AOI 31*	*AOI 31*	*AOI 31*	*AOI 31*	*AOI 31*	*AOI 31*	*AOI 31*
Sample Location		*BH83-11*	*BH84-11*	*BH85-11*	*BH86-11*	*BH83-11*	*BH84-11*	*BH84-11*
Sample Identification		*S-017324-112111-TP-013*	*S-017324-112111-TP-006*	*S-017324-112111-TP-011*	*S-017324-112111-TP-009*	*S-017324-112111-TP-014*	*S-017324-112111-TP-007*	*S-017324-112111-TP-008*
Sample Date		*11/21/2011*	*11/21/2011*	*11/21/2011*	*11/21/2011*	*11/21/2011*	*11/21/2011*	*11/21/2011*
Sample Depth		*(0-2) ft BGS*	*(0-2) ft BGS*	*(0-2) ft BGS*	*(0-2) ft BGS*	*(2-4) ft BGS*	*(2-4) ft BGS*	*(2-4) ft BGS*
Sample Type	*Units*							*Duplicate*
VOCs (Continued)								
Toluene	mg/kg	-	-	-	-	-	-	-
1,2,4-Trichlorobenzene	mg/kg	-	-	-	-	-	-	-
Trichloroethane	mg/kg	-	-	-	-	-	-	-
1,1,1-Trichloroethane	mg/kg	-	-	-	-	-	-	-
1,1,2-Trichloroethane	mg/kg	-	-	-	-	-	-	-
Trichloroethene	mg/kg	-	-	-	-	-	-	-
Trichlorofluoromethane (CFC-11)	mg/kg	-	-	-	-	-	-	-
Trifluorotrichloroethane (Freon 113)	mg/kg	-	-	-	-	-	-	-
Vinyl acetate	mg/kg	-	-	-	-	-	-	-
Vinyl chloride	mg/kg	-	-	-	-	-	-	-
Xylenes (total)	mg/kg	-	-	-	-	-	-	-
Semi-Volatile Organic Compounds (SVOCs)								
Acenaphthene	mg/kg	-	-	-	-	-	-	-
Acenaphthylene	mg/kg	-	-	-	-	-	-	-
Acetophenone	mg/kg	-	-	-	-	-	-	-
Anthracene	mg/kg	-	-	-	-	-	-	-
Atrazine	mg/kg	-	-	-	-	-	-	-
Benzaldehyde	mg/kg	-	-	-	-	-	-	-
Benzo(a)anthracene	mg/kg	-	-	-	-	-	-	-
Benzo(a)pyrene	mg/kg	-	**100**[ab]	**0.34 J**	**1.3**	-	0.016	0.0088 U
Benzo(b)fluoranthene	mg/kg	-	-	-	-	-	-	-
Benzo(g,h,i)perylene	mg/kg	-	-	-	-	-	-	-
Benzo(k)fluoranthene	mg/kg	-	-	-	-	-	-	-
Benzoic acid	mg/kg	-	-	-	-	-	-	-
Biphenyl (1,1-Biphenyl)	mg/kg	-	-	-	-	-	-	-
4-Bromophenyl phenyl ether	mg/kg	-	-	-	-	-	-	-
Butyl benzylphthalate (BBP)	mg/kg	-	-	-	-	-	-	-
Caprolactam	mg/kg	-	-	-	-	-	-	-
Carbazole	mg/kg	-	-	-	-	-	-	-
4-Chloro-3-methylphenol	mg/kg	-	-	-	-	-	-	-
4-Chloroaniline	mg/kg	-	-	-	-	-	-	-
bis(2-Chloroethoxy)methane	mg/kg	-	-	-	-	-	-	-
bis(2-Chloroethyl)ether	mg/kg	-	-	-	-	-	-	-
2-Chloronaphthalene	mg/kg	-	-	-	-	-	-	-
2-Chlorophenol	mg/kg	-	-	-	-	-	-	-
4-Chlorophenyl phenyl ether	mg/kg	-	-	-	-	-	-	-
Chrysene	mg/kg	-	-	-	-	-	-	-
Dibenz(a,h)anthracene	mg/kg	-	-	-	-	-	-	-
Dibenzofuran	mg/kg	-	-	-	-	-	-	-
1,2-Dichlorobenzene	mg/kg	-	-	-	-	-	-	-
1,3-Dichlorobenzene	mg/kg	-	-	-	-	-	-	-
1,4-Dichlorobenzene	mg/kg	-	-	-	-	-	-	-
3,3'-Dichlorobenzidine	mg/kg	-	-	-	-	-	-	-
2,4-Dichlorophenol	mg/kg	-	-	-	-	-	-	-
Diethyl phthalate	mg/kg	-	-	-	-	-	-	-

APPENDIX G.1

SOIL QUALITY DATA
RFI REPORT
FORMER MANUAL TRANSMISSIONS OF MUNCIE FACILITY
MUNCIE, INDIANA

AOI		*AOI 31*	*AOI 31*	*AOI 31*	*AOI 31*	*AOI 31*	*AOI 31*	*AOI 31*
Sample Location		*BH83-11*	*BH84-11*	*BH85-11*	*BH86-11*	*BH83-11*	*BH84-11*	*BH84-11*
Sample Identification		*S-017324-112111-TP-013*	*S-017324-112111-TP-006*	*S-017324-112111-TP-011*	*S-017324-112111-TP-009*	*S-017324-112111-TP-014*	*S-017324-112111-TP-007*	*S-017324-112111-TP-008*
Sample Date		*11/21/2011*	*11/21/2011*	*11/21/2011*	*11/21/2011*	*11/21/2011*	*11/21/2011*	*11/21/2011*
Sample Depth		*(0-2) ft BGS*	*(0-2) ft BGS*	*(0-2) ft BGS*	*(0-2) ft BGS*	*(2-4) ft BGS*	*(2-4) ft BGS*	*(2-4) ft BGS*
Sample Type	*Units*							*Duplicate*
SVOCs (Continued)								
Dimethyl phthalate	mg/kg	-	-	-	-	-	-	-
2,4-Dimethylphenol	mg/kg	-	-	-	-	-	-	-
Di-n-butylphthalate (DBP)	mg/kg	-	-	-	-	-	-	-
4,6-Dinitro-2-methylphenol	mg/kg	-	-	-	-	-	-	-
2,4-Dinitrophenol	mg/kg	-	-	-	-	-	-	-
2,4-Dinitrotoluene	mg/kg	-	-	-	-	-	-	-
2,6-Dinitrotoluene	mg/kg	-	-	-	-	-	-	-
Di-n-octyl phthalate (DnOP)	mg/kg	-	-	-	-	-	-	-
bis(2-Ethylhexyl)phthalate (DEHP)	mg/kg	-	-	-	-	-	-	-
Fluoranthene	mg/kg	-	-	-	-	-	-	-
Fluorene	mg/kg	-	-	-	-	-	-	-
Hexachlorobenzene	mg/kg	-	-	-	-	-	-	-
Hexachlorobutadiene	mg/kg	-	-	-	-	-	-	-
Hexachlorocyclopentadiene	mg/kg	-	-	-	-	-	-	-
Hexachloroethane	mg/kg	-	-	-	-	-	-	-
Indeno(1,2,3-cd)pyrene	mg/kg	-	-	-	-	-	-	-
Isophorone	mg/kg	-	-	-	-	-	-	-
2-Methylnaphthalene	mg/kg	-	-	-	-	-	-	-
2-Methylphenol	mg/kg	-	-	-	-	-	-	-
3&4-Methylphenol	mg/kg	-	-	-	-	-	-	-
4-Methylphenol	mg/kg	-	-	-	-	-	-	-
Naphthalene	mg/kg	-	-	-	-	-	-	-
2-Nitroaniline	mg/kg	-	-	-	-	-	-	-
3-Nitroaniline	mg/kg	-	-	-	-	-	-	-
4-Nitroaniline	mg/kg	-	-	-	-	-	-	-
Nitrobenzene	mg/kg	-	-	-	-	-	-	-
2-Nitrophenol	mg/kg	-	-	-	-	-	-	-
4-Nitrophenol	mg/kg	-	-	-	-	-	-	-
N-Nitrosodi-n-propylamine	mg/kg	-	-	-	-	-	-	-
N-Nitrosodiphenylamine	mg/kg	-	-	-	-	-	-	-
N-Nitrosodimethylamine	mg/kg	-	-	-	-	-	-	-
2,2'-Oxybis(1-chloropropane)	mg/kg	-	-	-	-	-	-	-
Pentachlorophenol	mg/kg	-	-	-	-	-	-	-
Phenanthrene	mg/kg	-	-	-	-	-	-	-
Phenol	mg/kg	-	-	-	-	-	-	-
Pyrene	mg/kg	-	-	-	-	-	-	-
1,2,4-Trichlorobenzene	mg/kg	-	-	-	-	-	-	-
2,4,5-Trichlorophenol	mg/kg	-	-	-	-	-	-	-
2,4,6-Trichlorophenol	mg/kg	-	-	-	-	-	-	-

APPENDIX G.1

SOIL QUALITY DATA
RFI REPORT
FORMER MANUAL TRANSMISSIONS OF MUNCIE FACILITY
MUNCIE, INDIANA

AOI		*AOI 31*	*AOI 31*	*AOI 31*	*AOI 31*	*AOI 31*	*AOI 31*	*AOI 31*
Sample Location		*BH83-11*	*BH84-11*	*BH85-11*	*BH86-11*	*BH83-11*	*BH84-11*	*BH84-11*
Sample Identification		*S-017324-112111-TP-013*	*S-017324-112111-TP-006*	*S-017324-112111-TP-011*	*S-017324-112111-TP-009*	*S-017324-112111-TP-014*	*S-017324-112111-TP-007*	*S-017324-112111-TP-008*
Sample Date		*11/21/2011*	*11/21/2011*	*11/21/2011*	*11/21/2011*	*11/21/2011*	*11/21/2011*	*11/21/2011*
Sample Depth		*(0-2) ft BGS*	*(0-2) ft BGS*	*(0-2) ft BGS*	*(0-2) ft BGS*	*(2-4) ft BGS*	*(2-4) ft BGS*	*(2-4) ft BGS*
Sample Type	*Units*							*Duplicate*
Polychlorinated Biphenyls (PCBs)								
Aroclor-1016 (PCB-1016)	mg/kg	-	-	-	-	-	-	-
Aroclor-1221 (PCB-1221)	mg/kg	-	-	-	-	-	-	-
Aroclor-1232 (PCB-1232)	mg/kg	-	-	-	-	-	-	-
Aroclor-1242 (PCB-1242)	mg/kg	-	-	-	-	-	-	-
Aroclor-1248 (PCB-1248)	mg/kg	-	-	-	-	-	-	-
Aroclor-1254 (PCB-1254)	mg/kg	-	-	-	-	-	-	-
Aroclor-1260 (PCB-1260)	mg/kg	-	-	-	-	-	-	-
Total PCBs	mg/kg	-	-	-	-	-	-	-
Total Petroleum Hydrocarbons (TPH)								
Total Petroleum Hydrocarbons - Diesel	mg/kg	-	-	-	-	-	-	-
Total Petroleum Hydrocarbons - Gas	mg/kg	-	-	-	-	-	-	-
Total Petroleum Hydrocarbons - Oil	mg/kg	-	-	-	-	-	-	-
Total Petroleum Hydrocarbons	mg/kg	-	-	-	-	-	-	-
Total Petroleum Hydrocarbons - Purgeable (GRO)	mg/kg	-	-	-	-	-	-	-
Total Petroleum Hydrocarbons (C10-C20)	mg/kg	-	-	-	-	-	-	-
Total Petroleum Hydrocarbons (C20-C34)	mg/kg	-	-	-	-	-	-	-
Total Petroleum Hydrocarbons (C6-C10) GRO	mg/kg	-	-	-	-	-	-	-
Metals								
Aluminum	mg/kg	-	-	-	-	-	-	-
Antimony	mg/kg	-	-	-	-	-	-	-
Arsenic	mg/kg	-	-	-	-	-	-	-
Barium	mg/kg	-	-	-	-	-	-	-
Beryllium	mg/kg	-	-	-	-	-	-	-
Cadmium	mg/kg	-	-	-	-	-	-	-
Calcium	mg/kg	-	-	-	-	-	-	-
Chromium	mg/kg	-	-	-	-	-	-	-
Chromium VI (hexavalent)	mg/kg	-	-	-	-	-	-	-
Cobalt	mg/kg	-	-	-	-	-	-	-
Copper	mg/kg	-	-	-	-	-	-	-
Iron	mg/kg	-	-	-	-	-	-	-
Lead	mg/kg	14	92	**2500**[abc]	**2700**[abc]	11	14	12
Magnesium	mg/kg	-	-	-	-	-	-	-
Manganese	mg/kg	-	-	-	-	-	-	-
Mercury	mg/kg	-	-	-	-	-	-	-
Nickel	mg/kg	-	-	-	-	-	-	-
Potassium	mg/kg	-	-	-	-	-	-	-
Selenium	mg/kg	-	-	-	-	-	-	-
Silver	mg/kg	-	-	-	-	-	-	-
Sodium	mg/kg	-	-	-	-	-	-	-
Thallium	mg/kg	-	-	-	-	-	-	-
Vanadium	mg/kg	-	-	-	-	-	-	-
Zinc	mg/kg	-	-	-	-	-	-	-

APPENDIX G.1

SOIL QUALITY DATA
RFI REPORT
FORMER MANUAL TRANSMISSIONS OF MUNCIE FACILITY
MUNCIE, INDIANA

AOI		*AOI 31*	*AOI 31*	*AOI 31*	*AOI 31*	*AOI 31*	*AOI 31*	*AOI 31*
Sample Location		***BH83-11***	***BH84-11***	***BH85-11***	***BH86-11***	***BH83-11***	***BH84-11***	***BH84-11***
Sample Identification		***S-017324-112111-TP-013***	***S-017324-112111-TP-006***	***S-017324-112111-TP-011***	***S-017324-112111-TP-009***	***S-017324-112111-TP-014***	***S-017324-112111-TP-007***	***S-017324-112111-TP-008***
Sample Date		***11/21/2011***	***11/21/2011***	***11/21/2011***	***11/21/2011***	***11/21/2011***	***11/21/2011***	***11/21/2011***
Sample Depth		***(0-2) ft BGS***	***(0-2) ft BGS***	***(0-2) ft BGS***	***(0-2) ft BGS***	***(2-4) ft BGS***	***(2-4) ft BGS***	***(2-4) ft BGS***
Sample Type	***Units***							***Duplicate***
General Chemistry								
Carbonate (as CaCO3)	mg/kg	-	-	-	-	-	-	-
Chloride	mg/kg	-	-	-	-	-	-	-
Chloride	s.u.	-	-	-	-	-	-	-
Cyanide (total)	mg/kg	-	-	-	-	-	-	-
N-Hexane extractable material	mg/kg	-	-	-	-	-	-	-
Percent moisture	%	-	-	-	-	-	-	-
pH	s.u.	-	-	-	-	-	-	-
Saturated aliphatic hydrocarbons	mg/kg	-	-	-	-	-	-	-
Sulfate	mg/kg	-	-	-	-	-	-	-
Total solids	%	-	-	-	-	-	-	-

Notes
mg/kg - Milligrams per kilogram
"-" - No value
U - Not detected at the associated reporting limit
J - Estimated concentration
UJ - Not detected; associated reporting limit is estimated
R - Rejected
s.u. - Standard units
nc - No criteria
ND - Non Detect (calculation)
BOLD[abc] Concentration exceeds associated screening level
IDEM Appendix A: Screening Levels Remedation Closure Guide - March 25, 2014
a - Exceeds IDEM residential migration to ground water screening levels
b - Exceeds IDEM commercial/industrial direct contact screening levels
c - Exceeds IDEM excavation direct contact screening levels

APPENDIX G.1

SOIL QUALITY DATA
RFI REPORT
FORMER MANUAL TRANSMISSIONS OF MUNCIE FACILITY
MUNCIE, INDIANA

AOI		*AOI 31*	*AOI 31*	*AOI 32*	*AOI 32*	*AOI 32*	*AOI 32*	*AOI 32*
Sample Location		*BH85-11*	*BH86-11*	*SB-17(CRA)*	*SB-16(CRA)*	*BH91-11*	*BH91-11*	*BH90-11*
Sample Identification		*S-017324-112111-TP-012*	*S-017324-112111-TP-010*	*S-022502-19703-LB-026*	*S-022502-19703-LB-024*	*S-017324-112311-TP-089*	*S-017324-112311-TP-090*	*S-017324-112811-TP-093*
Sample Date		*11/21/2011*	*11/21/2011*	*2/25/2002*	*2/25/2002*	*11/23/2011*	*11/23/2011*	*11/28/2011*
Sample Depth		*(2-4) ft BGS*	*(2-4) ft BGS*	*(6) ft BGS*	*(9) ft BGS*	*(4-6) ft BGS*	*(10-12) ft BGS*	*(0-2) ft BGS*
Sample Type	*Units*							
Volatile Organic Compounds (VOCs)								
Acetone	mg/kg	-	-	0.016 U	0.016 U	0.011 UJ	0.0097 UJ	0.0099 U
Benzene	mg/kg	-	-	0.0011 U	0.0011 U	0.0029 UJ	0.0024 UJ	0.0025 U
Benzyl alcohol	mg/kg	-	-	-	-	-	-	-
Bromodichloromethane	mg/kg	-	-	0.0021 U	0.0022 U	0.0029 UJ	0.0024 UJ	0.0025 U
Bromoform	mg/kg	-	-	0.0021 U	0.0022 U	0.0029 UJ	0.0024 UJ	0.0025 U
Bromomethane (Methyl bromide)	mg/kg	-	-	0.0053 U	0.0054 U	0.0029 UJ	0.0024 UJ	0.0025 U
2-Butanone (Methyl ethyl ketone) (MEK)	mg/kg	-	-	0.016 U	0.016 U	0.016 J	0.0097 UJ	0.0099 U
Carbon disulfide	mg/kg	-	-	0.0053 U	0.0054 U	0.0029 UJ	0.0024 UJ	0.0025 U
Carbon tetrachloride	mg/kg	-	-	0.0011 U	0.0011 U	0.0029 UJ	0.0024 UJ	0.0025 U
4-Chloroaniline	mg/kg	-	-	-	-	-	-	-
Chlorobenzene	mg/kg	-	-	0.0011 U	0.0011 U	0.0029 UJ	0.0024 UJ	0.0025 U
Chloroethane	mg/kg	-	-	0.0053 U	0.0054 U	0.0029 UJ	0.0024 UJ	0.0025 U
2-Chloroethyl vinyl ether	mg/kg	-	-	-	-	-	-	-
Chloroform (Trichloromethane)	mg/kg	-	-	0.0011 U	0.0011 U	0.0029 UJ	0.0024 UJ	0.0025 U
Chloromethane (Methyl chloride)	mg/kg	-	-	0.0053 U	0.0054 U	0.0029 UJ	0.0024 UJ	0.0025 U
Cyclohexane	mg/kg	-	-	0.025 U	0.026 U	0.0057 UJ	0.0049 UJ	0.0049 U
Dibenzofuran	mg/kg	-	-	-	-	-	-	-
1,2-Dibromo-3-chloropropane (DBCP)	mg/kg	-	-	0.0053 U	0.0054 U	0.0057 UJ	0.0049 UJ	0.0049 U
Dibromochloromethane	mg/kg	-	-	0.0011 U	0.0011 U	0.0029 UJ	0.0024 UJ	0.0025 U
1,2-Dibromoethane (Ethylene dibromide)	mg/kg	-	-	0.0053 U	0.0054 U	0.0029 UJ	0.0024 UJ	0.0025 U
1,2-Dichlorobenzene	mg/kg	-	-	0.0021 U	0.0022 U	0.0029 UJ	0.0024 UJ	0.0025 U
1,3-Dichlorobenzene	mg/kg	-	-	0.0021 U	0.0022 U	0.0029 UJ	0.0024 UJ	0.0025 U
1,4-Dichlorobenzene	mg/kg	-	-	0.0021 U	0.0022 U	0.0029 UJ	0.0024 UJ	0.0025 U
Dichlorodifluoromethane (CFC-12)	mg/kg	-	-	0.0021 U	0.0022 U	0.0029 UJ	0.0024 UJ	0.0025 U
Dichloroethane	mg/kg	-	-	-	-	-	-	-
1,1-Dichloroethane	mg/kg	-	-	0.0011 U	0.0011 U	0.00062 J	0.0024 UJ	0.0025 U
1,2-Dichloroethane	mg/kg	-	-	0.0011 U	0.0011 U	0.0014 J	0.0014 J	0.0008 J
Dichloroethene	mg/kg	-	-	-	-	-	-	-
1,2-Dichloroethene (total)	mg/kg	-	-	-	-	-	-	-
1,1-Dichloroethene	mg/kg	-	-	0.0011 U	0.0011 U	0.0029 UJ	0.0024 UJ	0.0025 U
cis-1,2-Dichloroethene	mg/kg	-	-	0.0011 U	0.0011 U	0.0029 UJ	0.0024 UJ	0.0025 U
trans-1,2-Dichloroethene	mg/kg	-	-	0.0011 U	0.0011 U	0.0029 UJ	0.0024 UJ	0.0025 U
1,2-Dichloropropane	mg/kg	-	-	0.0011 U	0.0011 U	0.0029 UJ	0.0024 UJ	0.0025 U
cis-1,3-Dichloropropene	mg/kg	-	-	0.0011 U	0.0011 U	0.0029 UJ	0.0024 UJ	0.0025 U
trans-1,3-Dichloropropene	mg/kg	-	-	0.0011 U	0.0011 U	0.0029 UJ	0.0024 UJ	0.0025 U
Ethylbenzene	mg/kg	-	-	0.0011 U	0.0011 U	0.00015 J	0.0024 UJ	0.0025 U
2-Hexanone	mg/kg	-	-	0.053 U	0.054 U	0.011 UJ	0.0097 UJ	0.0099 U
Isopropyl benzene	mg/kg	-	-	0.0053 U	0.0054 U	0.0029 UJ	0.0024 UJ	0.0025 U
Methyl acetate	mg/kg	-	-	0.025 U	0.026 U	0.0057 UJ	0.0049 UJ	0.0049 U
Methyl cyclohexane	mg/kg	-	-	0.011 U	0.011 U	0.0057 UJ	0.0049 UJ	0.0049 U
Methyl tert butyl ether (MTBE)	mg/kg	-	-	0.0053 U	0.0054 U	0.011 UJ	0.0097 UJ	0.0099 U
4-Methyl-2-pentanone (MIBK)	mg/kg	-	-	0.053 U	0.054 U	0.011 UJ	0.0097 UJ	0.0099 U
Methylene chloride	mg/kg	-	-	0.0053 U	0.0054 U	0.0029 UJ	0.0024 UJ	0.0025 U
Styrene	mg/kg	-	-	0.0011 U	0.0011 U	0.0026 J	0.0024 UJ	0.0025 U
1,1,2,2-Tetrachloroethane	mg/kg	-	-	0.0021 U	0.0022 U	0.0029 UJ	0.0024 UJ	0.0025 U
Tetrachloroethene	mg/kg	-	-	0.0011 U	0.0011 U	0.0029 UJ	0.0024 UJ	0.0025 U

APPENDIX G.1

SOIL QUALITY DATA
RFI REPORT
FORMER MANUAL TRANSMISSIONS OF MUNCIE FACILITY
MUNCIE, INDIANA

AOI		*AOI 31*	*AOI 31*	*AOI 32*	*AOI 32*	*AOI 32*	*AOI 32*	*AOI 32*
Sample Location		*BH85-11*	*BH86-11*	*SB-17(CRA)*	*SB-16(CRA)*	*BH91-11*	*BH91-11*	*BH90-11*
Sample Identification		*S-017324-112111-TP-012*	*S-017324-112111-TP-010*	*S-022502-19703-LB-026*	*S-022502-19703-LB-024*	*S-017324-112311-TP-089*	*S-017324-112311-TP-090*	*S-017324-112811-TP-093*
Sample Date		*11/21/2011*	*11/21/2011*	*2/25/2002*	*2/25/2002*	*11/23/2011*	*11/23/2011*	*11/28/2011*
Sample Depth		*(2-4) ft BGS*	*(2-4) ft BGS*	*(6) ft BGS*	*(9) ft BGS*	*(4-6) ft BGS*	*(10-12) ft BGS*	*(0-2) ft BGS*
Sample Type	*Units*							
VOCs (Continued)								
Toluene	mg/kg	-	-	0.0021 U	0.0022 U	0.00046 J	0.00046 J	0.00035 J
1,2,4-Trichlorobenzene	mg/kg	-	-	0.0053 U	0.0054 U	0.0029 UJ	0.0024 UJ	0.0025 U
Trichloroethane	mg/kg	-	-	-	-	-	-	-
1,1,1-Trichloroethane	mg/kg	-	-	0.0011 U	0.0011 U	0.00052 J	0.0024 UJ	0.0025 U
1,1,2-Trichloroethane	mg/kg	-	-	0.0011 U	0.0011 U	0.0029 UJ	0.0024 UJ	0.0025 U
Trichloroethene	mg/kg	-	-	0.0011 U	0.0011 U	0.0029 UJ	0.00094 J	0.0025 U
Trichlorofluoromethane (CFC-11)	mg/kg	-	-	0.0021 U	0.0022 U	0.00059 J	0.0024 UJ	0.0025 U
Trifluorotrichloroethane (Freon 113)	mg/kg	-	-	0.0053 U	0.0054 U	0.0029 UJ	0.0024 UJ	0.0025 U
Vinyl acetate	mg/kg	-	-	-	-	-	-	-
Vinyl chloride	mg/kg	-	-	0.0021 U	0.0022 U	0.0029 UJ	0.0024 UJ	0.0025 U
Xylenes (total)	mg/kg	-	-	0.0032 U	0.0033 U	0.0057 UJ	0.0049 UJ	0.0049 U
Semi-Volatile Organic Compounds (SVOCs)								
Acenaphthene	mg/kg	-	-	0.35 U	0.36 U	0.067 J	0.0073 U	0.0075 U
Acenaphthylene	mg/kg	-	-	0.35 U	0.36 U	0.084 U	0.0073 U	0.0075 U
Acetophenone	mg/kg	-	-	-	-	0.21 J	0.11 U	0.11 U
Anthracene	mg/kg	-	-	0.35 U	0.36 U	0.096	0.0073 U	0.0075 U
Atrazine	mg/kg	-	-	-	-	2.5 U	0.22 U	0.23 U
Benzaldehyde	mg/kg	-	-	-	-	2.6	0.11 U	0.11 U
Benzo(a)anthracene	mg/kg	-	-	0.35 U	0.36 U	0.38	0.0073 U	0.0075 U
Benzo(a)pyrene	mg/kg	0.0059 J	0.0091 U	0.35 U	0.36 U	**0.37**	0.0073 U	0.0075 U
Benzo(b)fluoranthene	mg/kg	-	-	0.35 U	0.36 U	0.47	0.0073 U	0.0075 U
Benzo(g,h,i)perylene	mg/kg	-	-	0.35 U	0.36 U	0.3	0.0073 U	0.0075 U
Benzo(k)fluoranthene	mg/kg	-	-	0.35 U	0.36 U	0.2	0.0073 U	0.0075 U
Benzoic acid	mg/kg	-	-	-	-	-	-	-
Biphenyl (1,1-Biphenyl)	mg/kg	-	-	-	-	0.63 U	0.055 U	0.057 U
4-Bromophenyl phenyl ether	mg/kg	-	-	-	-	0.63 U	0.055 U	0.057 U
Butyl benzylphthalate (BBP)	mg/kg	-	-	-	-	0.3 J	0.055 U	0.057 U
Caprolactam	mg/kg	-	-	-	-	4.2 U	0.36 U	0.37 U
Carbazole	mg/kg	-	-	-	-	0.63 U	0.055 U	0.057 U
4-Chloro-3-methylphenol	mg/kg	-	-	-	-	1.9 U	0.16 U	0.17 U
4-Chloroaniline	mg/kg	-	-	-	-	1.9 U	0.16 U	0.17 U
bis(2-Chloroethoxy)methane	mg/kg	-	-	-	-	1.3 U	0.11 U	0.11 U
bis(2-Chloroethyl)ether	mg/kg	-	-	-	-	1.3 U	0.11 U	0.11 U
2-Chloronaphthalene	mg/kg	-	-	-	-	0.63 U	0.055 U	0.057 U
2-Chlorophenol	mg/kg	-	-	-	-	0.63 U	0.055 U	0.057 U
4-Chlorophenyl phenyl ether	mg/kg	-	-	-	-	0.63 U	0.055 U	0.057 U
Chrysene	mg/kg	-	-	0.35 U	0.36 U	0.4	0.0073 U	0.0075 U
Dibenz(a,h)anthracene	mg/kg	-	-	0.35 U	0.36 U	0.084 U	0.0073 U	0.0075 U
Dibenzofuran	mg/kg	-	-	-	-	0.63 U	0.055 U	0.057 U
1,2-Dichlorobenzene	mg/kg	-	-	-	-	-	-	-
1,3-Dichlorobenzene	mg/kg	-	-	-	-	-	-	-
1,4-Dichlorobenzene	mg/kg	-	-	-	-	-	-	-
3,3'-Dichlorobenzidine	mg/kg	-	-	-	-	1.3 U	0.11 U	0.11 UJ
2,4-Dichlorophenol	mg/kg	-	-	-	-	1.9 U	0.16 U	0.17 U
Diethyl phthalate	mg/kg	-	-	-	-	0.63 U	0.055 U	0.057 U

APPENDIX G.1

SOIL QUALITY DATA
RFI REPORT
FORMER MANUAL TRANSMISSIONS OF MUNCIE FACILITY
MUNCIE, INDIANA

AOI		*AOI 31*	*AOI 31*	*AOI 32*	*AOI 32*	*AOI 32*	*AOI 32*	*AOI 32*
Sample Location		*BH85-11*	*BH86-11*	*SB-17(CRA)*	*SB-16(CRA)*	*BH91-11*	*BH91-11*	*BH90-11*
Sample Identification		*S-017324-112111-TP-012*	*S-017324-112111-TP-010*	*S-022502-19703-LB-026*	*S-022502-19703-LB-024*	*S-017324-112311-TP-089*	*S-017324-112311-TP-090*	*S-017324-112811-TP-093*
Sample Date		*11/21/2011*	*11/21/2011*	*2/25/2002*	*2/25/2002*	*11/23/2011*	*11/23/2011*	*11/28/2011*
Sample Depth		*(2-4) ft BGS*	*(2-4) ft BGS*	*(6) ft BGS*	*(9) ft BGS*	*(4-6) ft BGS*	*(10-12) ft BGS*	*(0-2) ft BGS*
Sample Type	*Units*							
SVOCs (Continued)								
Dimethyl phthalate	mg/kg	-	-	-	-	37	0.055 U	0.057 U
2,4-Dimethylphenol	mg/kg	-	-	-	-	1.9 U	0.16 U	0.17 U
Di-n-butylphthalate (DBP)	mg/kg	-	-	-	-	0.63 U	0.055 U	0.057 U
4,6-Dinitro-2-methylphenol	mg/kg	-	-	-	-	1.9 U	0.16 U	0.17 U
2,4-Dinitrophenol	mg/kg	-	-	-	-	4.2 U	0.36 U	0.37 U
2,4-Dinitrotoluene	mg/kg	-	-	-	-	2.5 U	0.22 U	0.23 U
2,6-Dinitrotoluene	mg/kg	-	-	-	-	2.5 U	0.22 U	0.23 U
Di-n-octyl phthalate (DnOP)	mg/kg	-	-	-	-	0.63 U	0.055 U	0.057 U
bis(2-Ethylhexyl)phthalate (DEHP)	mg/kg	-	-	-	-	0.43 J	0.055 U	0.057 U
Fluoranthene	mg/kg	-	-	0.35 U	0.36 U	1	0.0073 U	0.0075 U
Fluorene	mg/kg	-	-	0.35 U	0.36 U	0.057 J	0.0073 U	0.0075 U
Hexachlorobenzene	mg/kg	-	-	-	-	0.084 U	0.0073 U	0.0075 U
Hexachlorobutadiene	mg/kg	-	-	-	-	0.63 U	0.055 U	0.057 U
Hexachlorocyclopentadiene	mg/kg	-	-	-	-	4.2 U	0.36 U	0.37 U
Hexachloroethane	mg/kg	-	-	-	-	0.63 U	0.055 U	0.057 U
Indeno(1,2,3-cd)pyrene	mg/kg	-	-	0.35 U	0.36 U	0.22	0.0073 U	0.0075 U
Isophorone	mg/kg	-	-	-	-	0.63 U	0.055 U	0.057 U
2-Methylnaphthalene	mg/kg	-	-	0.35 U	0.36 U	0.084 U	0.0073 U	0.0075 U
2-Methylphenol	mg/kg	-	-	-	-	2.5 U	0.22 U	0.23 U
3&4-Methylphenol	mg/kg	-	-	-	-	5 U	0.44 U	0.45 U
4-Methylphenol	mg/kg	-	-	-	-	-	-	-
Naphthalene	mg/kg	-	-	0.35 U	0.36 U	0.084 U	0.0073 U	0.0075 U
2-Nitroaniline	mg/kg	-	-	-	-	2.5 U	0.22 U	0.23 U
3-Nitroaniline	mg/kg	-	-	-	-	2.5 U	0.22 U	0.23 U
4-Nitroaniline	mg/kg	-	-	-	-	2.5 U	0.22 U	0.23 U
Nitrobenzene	mg/kg	-	-	-	-	1.3 U	0.11 U	0.11 U
2-Nitrophenol	mg/kg	-	-	-	-	0.63 U	0.055 U	0.057 U
4-Nitrophenol	mg/kg	-	-	-	-	4.2 U	0.36 U	0.37 U
N-Nitrosodi-n-propylamine	mg/kg	-	-	-	-	0.63 U	0.055 U	0.057 U
N-Nitrosodiphenylamine	mg/kg	-	-	-	-	0.63 U	0.055 U	0.057 U
N-Nitrosodimethylamine	mg/kg	-	-	-	-	-	-	-
2,2'-Oxybis(1-chloropropane)	mg/kg	-	-	-	-	1.3 U	0.11 U	0.11 U
Pentachlorophenol	mg/kg	-	-	-	-	1.9 U	0.16 U	0.17 U
Phenanthrene	mg/kg	-	-	0.35 U	0.36 U	0.55	0.0073 U	0.0075 U
Phenol	mg/kg	-	-	-	-	0.63 U	0.055 U	0.057 U
Pyrene	mg/kg	-	-	0.35 U	0.36 U	0.76	0.0073 U	0.0075 U
1,2,4-Trichlorobenzene	mg/kg	-	-	-	-	-	-	-
2,4,5-Trichlorophenol	mg/kg	-	-	-	-	1.9 U	0.16 U	0.17 U
2,4,6-Trichlorophenol	mg/kg	-	-	-	-	1.9 U	0.16 U	0.17 U

APPENDIX G.1

SOIL QUALITY DATA
RFI REPORT
FORMER MANUAL TRANSMISSIONS OF MUNCIE FACILITY
MUNCIE, INDIANA

AOI		*AOI 31*	*AOI 31*	*AOI 32*	*AOI 32*	*AOI 32*	*AOI 32*	*AOI 32*
Sample Location		*BH85-11*	*BH86-11*	*SB-17(CRA)*	*SB-16(CRA)*	*BH91-11*	*BH91-11*	*BH90-11*
Sample Identification		*S-017324-112111-TP-012*	*S-017324-112111-TP-010*	*S-022502-19703-LB-026*	*S-022502-19703-LB-024*	*S-017324-112311-TP-089*	*S-017324-112311-TP-090*	*S-017324-112811-TP-093*
Sample Date		*11/21/2011*	*11/21/2011*	*2/25/2002*	*2/25/2002*	*11/23/2011*	*11/23/2011*	*11/28/2011*
Sample Depth		*(2-4) ft BGS*	*(2-4) ft BGS*	*(6) ft BGS*	*(9) ft BGS*	*(4-6) ft BGS*	*(10-12) ft BGS*	*(0-2) ft BGS*
Sample Type	*Units*							
Polychlorinated Biphenyls (PCBs)								
Aroclor-1016 (PCB-1016)	mg/kg	-	-	0.35 U	0.36 U	0.041 U	0.036 U	0.037 U
Aroclor-1221 (PCB-1221)	mg/kg	-	-	0.35 U	0.36 U	0.041 U	0.036 U	0.037 U
Aroclor-1232 (PCB-1232)	mg/kg	-	-	0.35 U	0.36 U	0.041 U	0.036 U	0.037 U
Aroclor-1242 (PCB-1242)	mg/kg	-	-	0.35 U	0.36 U	0.041 U	0.036 U	0.037 U
Aroclor-1248 (PCB-1248)	mg/kg	-	-	0.35 U	0.36 U	0.041 U	0.036 U	0.037 U
Aroclor-1254 (PCB-1254)	mg/kg	-	-	0.35 U	0.36 U	0.041 U	0.036 U	0.037 U
Aroclor-1260 (PCB-1260)	mg/kg	-	-	0.35 U	0.36 U	0.041 U	0.036 U	0.037 U
Total PCBs	mg/kg	-	-	0.35 U	0.36 U	ND	ND	ND
Total Petroleum Hydrocarbons (TPH)								
Total Petroleum Hydrocarbons - Diesel	mg/kg	-	-	-	-	-	-	-
Total Petroleum Hydrocarbons - Gas	mg/kg	-	-	-	-	-	-	-
Total Petroleum Hydrocarbons - Oil	mg/kg	-	-	-	-	-	-	-
Total Petroleum Hydrocarbons	mg/kg	-	-	-	-	-	-	-
Total Petroleum Hydrocarbons - Purgeable (GRO)	mg/kg	-	-	-	-	-	-	-
Total Petroleum Hydrocarbons (C10-C20)	mg/kg	-	-	-	-	-	-	-
Total Petroleum Hydrocarbons (C20-C34)	mg/kg	-	-	-	-	-	-	-
Total Petroleum Hydrocarbons (C6-C10) GRO	mg/kg	-	-	-	-	-	-	-
Metals								
Aluminum	mg/kg	-	-	-	-	11000	4300	2200
Antimony	mg/kg	-	-	-	-	1.1 U	1.1 U	0.92 U
Arsenic	mg/kg	-	-	2.16	2.44	**10**[a]	5.2	4.9
Barium	mg/kg	-	-	9.16 J	20.9 J	140	37	10 J
Beryllium	mg/kg	-	-	-	-	0.67	0.26 J	0.13 J
Cadmium	mg/kg	-	-	0.076	0.0972	0.43	0.17 J	0.14 J
Calcium	mg/kg	-	-	-	-	25000	120000	99000
Chromium	mg/kg	-	-	11.1	17.1	14	7.7	4.6
Chromium VI (hexavalent)	mg/kg	-	-	-	-	-	-	-
Cobalt	mg/kg	-	-	-	-	**13**[a]	**5.3**[a]	2.9 J
Copper	mg/kg	-	-	-	-	21	12	8.2
Iron	mg/kg	-	-	-	-	**20000**[a]	**10000**[a]	**6400**[a]
Lead	mg/kg	140	13	4.64 J	5.95 J	17	5.4	4.4
Magnesium	mg/kg	-	-	-	-	19000	54000	29000
Manganese	mg/kg	-	-	-	-	**4700**[a]	310	220
Mercury	mg/kg	-	-	0.105 U	0.109 U	0.058 J	0.017 J	0.016 J
Nickel	mg/kg	-	-	-	-	26	15	8.2
Potassium	mg/kg	-	-	-	-	1300	970	380 J
Selenium	mg/kg	-	-	0.211 U	0.217 U	2.8 U	0.53 U	0.46 U
Silver	mg/kg	-	-	0.0527 U	0.0911	2.8 U	0.53 U	0.46 U
Sodium	mg/kg	-	-	-	-	550 U	110 J	460 U
Thallium	mg/kg	-	-	-	-	5.5 U	1.1 U	0.92 U
Vanadium	mg/kg	-	-	-	-	25	12	8.0
Zinc	mg/kg	-	-	-	-	70	33	28

APPENDIX G.1

SOIL QUALITY DATA
RFI REPORT
FORMER MANUAL TRANSMISSIONS OF MUNCIE FACILITY
MUNCIE, INDIANA

AOI		*AOI 31*	*AOI 31*	*AOI 32*	*AOI 32*	*AOI 32*	*AOI 32*	*AOI 32*
Sample Location		***BH85-11***	***BH86-11***	***SB-17(CRA)***	***SB-16(CRA)***	***BH91-11***	***BH91-11***	***BH90-11***
Sample Identification		***S-017324-112111-TP-012***	***S-017324-112111-TP-010***	***S-022502-19703-LB-026***	***S-022502-19703-LB-024***	***S-017324-112311-TP-089***	***S-017324-112311-TP-090***	***S-017324-112811-TP-093***
Sample Date		***11/21/2011***	***11/21/2011***	***2/25/2002***	***2/25/2002***	***11/23/2011***	***11/23/2011***	***11/28/2011***
Sample Depth		***(2-4) ft BGS***	***(2-4) ft BGS***	***(6) ft BGS***	***(9) ft BGS***	***(4-6) ft BGS***	***(10-12) ft BGS***	***(0-2) ft BGS***
Sample Type	***Units***							
General Chemistry								
Carbonate (as CaCO3)	mg/kg	-	-	-	-	-	-	-
Chloride	mg/kg	-	-	-	-	-	-	-
Chloride	s.u.	-	-	-	-	-	-	-
Cyanide (total)	mg/kg	-	-	-	-	-	-	-
N-Hexane extractable material	mg/kg	-	-	-	-	-	-	-
Percent moisture	%	-	-	5.2	7.9	-	-	-
pH	s.u.	-	-	-	-	-	-	-
Saturated aliphatic hydrocarbons	mg/kg	-	-	-	-	-	-	-
Sulfate	mg/kg	-	-	-	-	-	-	-
Total solids	%	-	-	-	-	-	-	-

Notes
mg/kg - Milligrams per kilogram
"-" - No value
U - Not detected at the associated reporting limit
J - Estimated concentration
UJ - Not detected; associated reporting limit is estimated
R - Rejected
s.u. - Standard units
nc - No criteria
ND - Non Detect (calculation)
BOLD[abc] Concentration exceeds associated screening level
IDEM Appendix A: Screening Levels Remedation Closure Guide - March 25, 2014
a - Exceeds IDEM residential migration to ground water screening levels
b - Exceeds IDEM commercial/industrial direct contact screening levels
c - Exceeds IDEM excavation direct contact screening levels

APPENDIX G.1

SOIL QUALITY DATA
RFI REPORT
FORMER MANUAL TRANSMISSIONS OF MUNCIE FACILITY
MUNCIE, INDIANA

AOI		*AOI 32*	*AOI 32*	*AOI 32*	*AOI 32*	*AOI 32*	*AOI 32*	*AOI 32*
Sample Location		*BH95-11*	*BH96-11*	*BH96-11*	*BH90-11*	*BH92-11*	*BH96-11*	*BH93-11*
Sample Identification		*S-017324-112811-TP-098*	*S-017324-112811-TP-095*	*S-017324-112811-TP-096*	*S-017324-112811-TP-094*	*S-017324-112811-TP-101*	*S-017324-112811-TP-097*	*S-017324-112911-TP-118*
Sample Date		*11/28/2011*	*11/28/2011*	*11/28/2011*	*11/28/2011*	*11/28/2011*	*11/28/2011*	*11/29/2011*
Sample Depth		*(1-2) ft BGS*	*(1-3) ft BGS*	*(1-3) ft BGS*	*(6-8) ft BGS*	*(6-8) ft BGS*	*(6-8) ft BGS*	*(3-5) ft BGS*
Sample Type	*Units*			*Duplicate*				
Volatile Organic Compounds (VOCs)								
Acetone	mg/kg	0.0087 U	0.008 U	0.0089 U	0.011 U	0.55 U	0.47 U	0.011 U
Benzene	mg/kg	0.0022 U	0.002 U	0.0022 U	0.0027 U	0.14 U	0.12 U	0.0028 U
Benzyl alcohol	mg/kg	-	-	-	-	-	-	-
Bromodichloromethane	mg/kg	0.0022 U	0.002 U	0.0022 U	0.0027 U	0.14 U	0.12 U	0.0028 U
Bromoform	mg/kg	0.0022 U	0.002 U	0.0022 U	0.0027 U	0.14 U	0.12 U	0.0028 U
Bromomethane (Methyl bromide)	mg/kg	0.0022 U	0.002 U	0.0022 U	0.0027 U	0.14 U	0.12 U	0.0028 U
2-Butanone (Methyl ethyl ketone) (MEK)	mg/kg	0.0087 U	0.008 U	0.0089 U	0.011 U	0.26 J	0.47 U	0.011 U
Carbon disulfide	mg/kg	0.0022 U	0.002 U	0.0022 U	0.0027 U	0.14 U	0.12 U	0.0028 U
Carbon tetrachloride	mg/kg	0.0022 U	0.002 U	0.0022 U	0.0027 U	0.14 U	0.12 U	0.0028 U
4-Chloroaniline	mg/kg	-	-	-	-	-	-	-
Chlorobenzene	mg/kg	0.0022 U	0.002 U	0.0022 U	0.0027 U	0.14 U	0.12 U	0.0028 U
Chloroethane	mg/kg	0.0022 U	0.002 U	0.0022 U	0.0027 U	0.14 U	0.12 U	0.0028 U
2-Chloroethyl vinyl ether	mg/kg	-	-	-	-	-	-	-
Chloroform (Trichloromethane)	mg/kg	0.0022 U	0.002 U	0.0022 U	0.0027 U	0.14 U	0.12 U	0.0028 U
Chloromethane (Methyl chloride)	mg/kg	0.0022 U	0.002 U	0.0022 U	0.0027 U	0.14 U	0.12 U	0.0028 U
Cyclohexane	mg/kg	0.0043 U	0.004 U	0.0045 U	0.0054 U	0.27 U	0.23 U	0.0056 U
Dibenzofuran	mg/kg	-	-	-	-	-	-	-
1,2-Dibromo-3-chloropropane (DBCP)	mg/kg	0.0043 U	0.004 U	0.0045 U	0.0054 U	0.27 U	0.23 U	0.0056 U
Dibromochloromethane	mg/kg	0.0022 U	0.002 U	0.0022 U	0.0027 U	0.14 U	0.12 U	0.0028 U
1,2-Dibromoethane (Ethylene dibromide)	mg/kg	0.0022 U	0.002 U	0.0022 U	0.0027 U	0.14 U	0.12 U	0.0028 U
1,2-Dichlorobenzene	mg/kg	0.0022 U	0.002 U	0.0022 U	0.0027 U	0.14 U	0.012 J	0.0028 U
1,3-Dichlorobenzene	mg/kg	0.0022 U	0.002 U	0.0022 U	0.0027 U	0.14 U	0.12 U	0.0028 U
1,4-Dichlorobenzene	mg/kg	0.0022 U	0.002 U	0.0022 U	0.0027 U	0.14 U	0.12 U	0.0028 U
Dichlorodifluoromethane (CFC-12)	mg/kg	0.0022 U	0.002 U	0.0022 U	0.0027 U	0.14 U	0.12 U	0.0028 U
Dichloroethane	mg/kg	-	-	-	-	-	-	-
1,1-Dichloroethane	mg/kg	0.0022 U	0.002 U	0.0042	0.0027 U	0.14 U	0.021 J	0.0028 U
1,2-Dichloroethane	mg/kg	0.00065 J	0.00049 J	0.00046 J	0.00083 J	0.14 U	0.12 U	0.0014 J
Dichloroethene	mg/kg	-	-	-	-	-	-	-
1,2-Dichloroethene (total)	mg/kg	-	-	-	-	-	-	-
1,1-Dichloroethene	mg/kg	0.0022 U	0.002 U	0.0015 J	0.0027 U	0.14 U	0.027 J	0.0028 U
cis-1,2-Dichloroethene	mg/kg	0.0022 U	0.002 U	0.0022 U	0.0027 U	0.14 U	0.12 U	0.0028 U
trans-1,2-Dichloroethene	mg/kg	0.0022 U	0.002 U	0.0022 U	0.0027 U	0.14 U	0.12 U	0.0028 U
1,2-Dichloropropane	mg/kg	0.0022 U	0.002 U	0.0022 U	0.0027 U	0.14 U	0.12 U	0.0028 U
cis-1,3-Dichloropropene	mg/kg	0.0022 U	0.002 U	0.0022 U	0.0027 U	0.14 U	0.12 U	0.0028 U
trans-1,3-Dichloropropene	mg/kg	0.0022 U	0.002 U	0.0022 U	0.0027 U	0.14 U	0.12 U	0.0028 U
Ethylbenzene	mg/kg	0.0022 U	0.002 U	0.0022 U	0.0027 U	0.14 U	0.12 U	0.0028 U
2-Hexanone	mg/kg	0.0087 U	0.008 U	0.0089 U	0.011 U	0.55 U	0.47 U	0.011 U
Isopropyl benzene	mg/kg	0.0022 U	0.002 U	0.0022 U	0.0027 U	0.014 J	0.12 U	0.0028 U
Methyl acetate	mg/kg	0.0043 U	0.004 U	0.0045 U	0.0054 U	0.17 J	0.23 U	0.0013 J
Methyl cyclohexane	mg/kg	0.0043 U	0.004 U	0.0045 U	0.0054 U	0.27 U	0.23 U	0.0056 U
Methyl tert butyl ether (MTBE)	mg/kg	0.0087 U	0.008 U	0.0089 U	0.011 U	0.55 U	0.47 U	0.011 U
4-Methyl-2-pentanone (MIBK)	mg/kg	0.0087 U	0.008 U	0.0089 U	0.011 U	0.55 U	0.47 U	0.011 U
Methylene chloride	mg/kg	0.0022 U	0.002 U	0.0022 U	0.0027 U	0.14 U	0.12 U	0.0028 U
Styrene	mg/kg	0.0022 U	0.002 U	0.0022 U	0.0027 U	0.37	0.12 U	0.0028 U
1,1,2,2-Tetrachloroethane	mg/kg	0.0022 U	0.002 U	0.0022 U	0.0027 U	0.14 U	0.12 U	0.0028 U
Tetrachloroethene	mg/kg	0.0022 U	0.002 U	0.00036 J	0.0027 U	0.14 U	0.025 J	0.0028 U

APPENDIX G.1

SOIL QUALITY DATA
RFI REPORT
FORMER MANUAL TRANSMISSIONS OF MUNCIE FACILITY
MUNCIE, INDIANA

AOI		*AOI 32*	*AOI 32*	*AOI 32*	*AOI 32*	*AOI 32*	*AOI 32*	*AOI 32*
Sample Location		*BH95-11*	*BH96-11*	*BH96-11*	*BH90-11*	*BH92-11*	*BH96-11*	*BH93-11*
Sample Identification		*S-017324-112811-TP-098*	*S-017324-112811-TP-095*	*S-017324-112811-TP-096*	*S-017324-112811-TP-094*	*S-017324-112811-TP-101*	*S-017324-112811-TP-097*	*S-017324-112911-TP-118*
Sample Date		*11/28/2011*	*11/28/2011*	*11/28/2011*	*11/28/2011*	*11/28/2011*	*11/28/2011*	*11/29/2011*
Sample Depth		*(1-2) ft BGS*	*(1-3) ft BGS*	*(1-3) ft BGS*	*(6-8) ft BGS*	*(6-8) ft BGS*	*(6-8) ft BGS*	*(3-5) ft BGS*
Sample Type	*Units*			*Duplicate*				
VOCs (Continued)								
Toluene	mg/kg	0.00032 J	0.00019 J	0.00021 J	0.00036 J	0.024 J	0.12 U	0.00052 J
1,2,4-Trichlorobenzene	mg/kg	0.0022 U	0.002 U	0.0022 U	0.0027 U	0.14 U	0.12 U	0.0028 U
Trichloroethane	mg/kg	-	-	-	-	-	-	-
1,1,1-Trichloroethane	mg/kg	0.0022 U	0.00044 J	0.031 J	0.0027 U	0.14 U	0.74	0.0028 U
1,1,2-Trichloroethane	mg/kg	0.0022 U	0.002 U	0.0022 U	0.0027 U	0.14 U	0.12 U	0.0028 U
Trichloroethene	mg/kg	0.0022 U	0.002 U	0.0015 J	0.0027 U	0.14 U	**0.044 J**[a]	0.0028 U
Trichlorofluoromethane (CFC-11)	mg/kg	0.0022 U	0.002 U	0.0022 U	0.0027 U	0.094 J	0.12 U	0.0028 U
Trifluorotrichloroethane (Freon 113)	mg/kg	0.0022 U	0.002 U	0.0022 U	0.0027 U	0.14 U	0.12 U	0.0028 U
Vinyl acetate	mg/kg	-	-	-	-	-	-	-
Vinyl chloride	mg/kg	0.0022 U	0.002 U	0.0022 U	0.0027 U	0.14 U	0.12 U	0.0028 U
Xylenes (total)	mg/kg	0.0043 U	0.004 U	0.0045 U	0.0054 U	0.028 J	0.23 U	0.0056 U
Semi-Volatile Organic Compounds (SVOCs)								
Acenaphthene	mg/kg	0.0071 U	0.15 U	0.0077 U	0.0082 U	0.53	0.0074 U	0.0081 U
Acenaphthylene	mg/kg	0.0071 U	0.15 U	0.0077 U	0.0082 U	0.37 U	0.0074 U	0.012
Acetophenone	mg/kg	0.11 U	2.3 U	0.12 U	0.12 U	5.5 U	0.11 U	0.12 U
Anthracene	mg/kg	0.0071 U	0.15 U	0.0077 U	0.0082 U	0.97	0.0074 U	0.0075 J
Atrazine	mg/kg	0.21 U	4.6 U	0.23 U	0.25 U	11 U	0.22 U	0.24 U
Benzaldehyde	mg/kg	0.11 U	2.3 U	0.12 U	0.12 U	5.5 U	0.11 U	0.12 U
Benzo(a)anthracene	mg/kg	0.0071 U	0.15 U	0.0077 U	0.0082 U	**3.1**[a]	0.0074 U	0.055
Benzo(a)pyrene	mg/kg	0.0071 U	0.15 U	0.0077 U	0.0082 U	**2.7**[b]	0.0074 U	0.064
Benzo(b)fluoranthene	mg/kg	0.0071 U	0.15 U	0.0077 U	0.0082 U	**4.3**	0.0074 U	0.09
Benzo(g,h,i)perylene	mg/kg	0.0071 U	0.15 U	0.0077 U	0.0082 U	1.9	0.0074 U	0.047
Benzo(k)fluoranthene	mg/kg	0.0071 U	0.15 U	0.0077 U	0.0082 U	1.2	0.0074 U	0.037
Benzoic acid	mg/kg	-	-	-	-	-	-	-
Biphenyl (1,1-Biphenyl)	mg/kg	0.053 U	1.2 U	0.058 U	0.062 U	2.7 U	0.055 U	0.061 U
4-Bromophenyl phenyl ether	mg/kg	0.053 U	1.2 U	0.058 U	0.062 U	2.7 U	0.055 U	0.061 U
Butyl benzylphthalate (BBP)	mg/kg	0.053 U	1.2 U	0.058 U	0.062 U	2.7 U	0.055 U	0.061 U
Caprolactam	mg/kg	0.35 U	7.6 U	0.38 U	0.41 U	18 U	0.36 U	0.4 U
Carbazole	mg/kg	0.053 U	1.2 U	0.058 U	0.062 U	2.7 U	0.055 U	0.061 U
4-Chloro-3-methylphenol	mg/kg	0.16 U	3.5 U	0.17 U	0.19 U	8.2 U	0.17 U	0.18 U
4-Chloroaniline	mg/kg	0.16 U	3.5 U	0.17 U	0.19 U	8.2 U	0.17 U	0.18 U
bis(2-Chloroethoxy)methane	mg/kg	0.11 U	2.3 U	0.12 U	0.12 U	5.5 U	0.11 U	0.12 U
bis(2-Chloroethyl)ether	mg/kg	0.11 U	2.3 U	0.12 U	0.12 U	5.5 U	0.11 U	0.12 U
2-Chloronaphthalene	mg/kg	0.053 U	1.2 U	0.058 U	0.062 U	2.7 U	0.055 U	0.061 U
2-Chlorophenol	mg/kg	0.053 U	1.2 U	0.058 U	0.062 U	2.7 U	0.055 U	0.061 U
4-Chlorophenyl phenyl ether	mg/kg	0.053 U	1.2 U	0.058 U	0.062 U	2.7 U	0.055 U	0.061 U
Chrysene	mg/kg	0.0071 U	0.15 U	0.0077 U	0.0082 U	3.6	0.0074 U	0.083
Dibenz(a,h)anthracene	mg/kg	0.0071 U	0.15 U	0.0077 U	0.0082 U	**0.48**	0.0074 U	0.0081 U
Dibenzofuran	mg/kg	0.053 U	1.2 U	0.058 U	0.062 U	2.7 U	0.0045 J	0.012 J
1,2-Dichlorobenzene	mg/kg	-	-	-	-	-	-	-
1,3-Dichlorobenzene	mg/kg	-	-	-	-	-	-	-
1,4-Dichlorobenzene	mg/kg	-	-	-	-	-	-	-
3,3'-Dichlorobenzidine	mg/kg	0.11 UJ	2.3 UJ	0.12 UJ	0.12 UJ	5.5 U	0.11 UJ	0.12 U
2,4-Dichlorophenol	mg/kg	0.16 U	3.5 U	0.17 U	0.19 U	8.2 U	0.17 U	0.18 U
Diethyl phthalate	mg/kg	0.053 U	1.2 U	0.058 U	0.062 U	2.7 U	0.055 U	0.061 U

APPENDIX G.1

SOIL QUALITY DATA
RFI REPORT
FORMER MANUAL TRANSMISSIONS OF MUNCIE FACILITY
MUNCIE, INDIANA

AOI		*AOI 32*	*AOI 32*	*AOI 32*	*AOI 32*	*AOI 32*	*AOI 32*	*AOI 32*
Sample Location		*BH95-11*	*BH96-11*	*BH96-11*	*BH90-11*	*BH92-11*	*BH96-11*	*BH93-11*
Sample Identification		*S-017324-112811-TP-098*	*S-017324-112811-TP-095*	*S-017324-112811-TP-096*	*S-017324-112811-TP-094*	*S-017324-112811-TP-101*	*S-017324-112811-TP-097*	*S-017324-112911-TP-118*
Sample Date		*11/28/2011*	*11/28/2011*	*11/28/2011*	*11/28/2011*	*11/28/2011*	*11/28/2011*	*11/29/2011*
Sample Depth		*(1-2) ft BGS*	*(1-3) ft BGS*	*(1-3) ft BGS*	*(6-8) ft BGS*	*(6-8) ft BGS*	*(6-8) ft BGS*	*(3-5) ft BGS*
Sample Type	*Units*			*Duplicate*				
SVOCs (Continued)								
Dimethyl phthalate	mg/kg	0.053 U	1.2 U	0.058 U	0.062 U	2.7 U	0.055 U	0.061 U
2,4-Dimethylphenol	mg/kg	0.16 U	3.5 U	0.17 U	0.19 U	8.2 U	0.17 U	0.18 U
Di-n-butylphthalate (DBP)	mg/kg	0.053 U	1.2 U	0.058 U	0.062 U	2.7 U	0.055 U	0.061 U
4,6-Dinitro-2-methylphenol	mg/kg	0.16 U	3.5 U	0.17 U	0.19 U	8.2 U	0.17 U	0.18 U
2,4-Dinitrophenol	mg/kg	0.35 U	7.6 U	0.38 U	0.41 U	18 U	0.36 U	0.4 U
2,4-Dinitrotoluene	mg/kg	0.21 U	4.6 U	0.23 U	0.25 U	11 U	0.22 U	0.24 U
2,6-Dinitrotoluene	mg/kg	0.21 U	4.6 U	0.23 U	0.25 U	11 U	0.22 U	0.24 U
Di-n-octyl phthalate (DnOP)	mg/kg	0.053 U	1.2 U	0.058 U	0.062 U	2.7 U	0.055 U	0.061 U
bis(2-Ethylhexyl)phthalate (DEHP)	mg/kg	0.053 U	1.2 U	0.12	0.062 U	2.7 U	0.044 J	0.061 U
Fluoranthene	mg/kg	0.0071 U	0.15 U	0.0077 U	0.0082 U	7.7	0.0072 J	0.19
Fluorene	mg/kg	0.0071 U	0.15 U	0.0077 U	0.0082 U	0.55	0.0049 J	0.0048 J
Hexachlorobenzene	mg/kg	0.0071 U	0.15 U	0.0077 U	0.0082 U	0.37 U	0.0074 U	0.0081 U
Hexachlorobutadiene	mg/kg	0.053 U	1.2 U	0.058 U	0.062 U	2.7 U	0.055 U	0.061 U
Hexachlorocyclopentadiene	mg/kg	0.35 U	7.6 U	0.38 U	0.41 U	18 U	0.36 U	0.4 U
Hexachloroethane	mg/kg	0.053 U	1.2 U	0.058 U	0.062 U	2.7 U	0.055 U	0.061 U
Indeno(1,2,3-cd)pyrene	mg/kg	0.0071 U	0.15 U	0.0077 U	0.0082 U	1.8	0.0074 U	0.039
Isophorone	mg/kg	0.053 U	1.2 U	0.058 U	0.062 U	2.7 U	0.055 U	0.061 U
2-Methylnaphthalene	mg/kg	0.0071 U	0.15 U	0.0077 U	0.0082 U	0.37 U	0.0047 J	0.0096
2-Methylphenol	mg/kg	0.21 U	4.6 U	0.23 U	0.25 U	11 U	0.22 U	0.24 U
3&4-Methylphenol	mg/kg	0.43 U	9.2 U	0.46 U	0.49 U	22 U	0.44 U	0.48 U
4-Methylphenol	mg/kg	-	-	-	-	-	-	-
Naphthalene	mg/kg	0.0071 U	0.15 U	0.0077 U	0.0082 U	0.37 U	0.0074 U	0.008 J
2-Nitroaniline	mg/kg	0.21 U	4.6 U	0.23 U	0.25 U	11 U	0.22 U	0.24 U
3-Nitroaniline	mg/kg	0.21 U	4.6 U	0.23 U	0.25 U	11 U	0.22 U	0.24 U
4-Nitroaniline	mg/kg	0.21 U	4.6 U	0.23 U	0.25 U	11 U	0.22 U	0.24 U
Nitrobenzene	mg/kg	0.11 U	2.3 U	0.12 U	0.12 U	5.5 U	0.11 U	0.12 U
2-Nitrophenol	mg/kg	0.053 U	1.2 U	0.058 U	0.062 U	2.7 U	0.055 U	0.061 U
4-Nitrophenol	mg/kg	0.35 U	7.6 U	0.38 U	0.41 U	18 U	0.36 U	0.4 U
N-Nitrosodi-n-propylamine	mg/kg	0.053 U	1.2 U	0.058 U	0.062 U	2.7 U	0.055 U	0.061 U
N-Nitrosodiphenylamine	mg/kg	0.053 U	1.2 U	0.058 U	0.062 U	2.7 U	0.055 U	0.061 U
N-Nitrosodimethylamine	mg/kg	-	-	-	-	-	-	-
2,2'-Oxybis(1-chloropropane)	mg/kg	0.11 U	2.3 U	0.12 U	0.12 U	5.5 U	0.11 U	0.12 U
Pentachlorophenol	mg/kg	0.16 U	3.5 U	0.17 U	0.19 U	8.2 U	0.17 U	0.18 U
Phenanthrene	mg/kg	0.0071 U	0.15 U	0.0077 U	0.0082 U	4.7	0.015	0.17
Phenol	mg/kg	0.053 U	1.2 U	0.058 U	0.062 U	2.7 U	0.055 U	0.061 U
Pyrene	mg/kg	0.0071 U	0.15 U	0.018	0.0082 U	6.1	0.0073 J	0.14
1,2,4-Trichlorobenzene	mg/kg	-	-	-	-	-	-	-
2,4,5-Trichlorophenol	mg/kg	0.16 U	3.5 U	0.17 U	0.19 U	8.2 U	0.17 U	0.18 U
2,4,6-Trichlorophenol	mg/kg	0.16 U	3.5 U	0.17 U	0.19 U	8.2 U	0.17 U	0.18 U

APPENDIX G.1

SOIL QUALITY DATA
RFI REPORT
FORMER MANUAL TRANSMISSIONS OF MUNCIE FACILITY
MUNCIE, INDIANA

AOI		*AOI 32*	*AOI 32*	*AOI 32*	*AOI 32*	*AOI 32*	*AOI 32*	*AOI 32*
Sample Location		*BH95-11*	*BH96-11*	*BH96-11*	*BH90-11*	*BH92-11*	*BH96-11*	*BH93-11*
Sample Identification		*S-017324-112811-TP-098*	*S-017324-112811-TP-095*	*S-017324-112811-TP-096*	*S-017324-112811-TP-094*	*S-017324-112811-TP-101*	*S-017324-112811-TP-097*	*S-017324-112911-TP-118*
Sample Date		*11/28/2011*	*11/28/2011*	*11/28/2011*	*11/28/2011*	*11/28/2011*	*11/28/2011*	*11/29/2011*
Sample Depth		*(1-2) ft BGS*	*(1-3) ft BGS*	*(1-3) ft BGS*	*(6-8) ft BGS*	*(6-8) ft BGS*	*(6-8) ft BGS*	*(3-5) ft BGS*
Sample Type	*Units*			*Duplicate*				
Polychlorinated Biphenyls (PCBs)								
Aroclor-1016 (PCB-1016)	mg/kg	0.035 U	0.038 U	0.038 U	0.041 U	0.036 U	0.036 U	0.04 U
Aroclor-1221 (PCB-1221)	mg/kg	0.035 U	0.038 U	0.038 U	0.041 U	0.036 U	0.036 U	0.04 U
Aroclor-1232 (PCB-1232)	mg/kg	0.035 U	0.038 U	0.038 U	0.041 U	0.036 U	0.036 U	0.04 U
Aroclor-1242 (PCB-1242)	mg/kg	0.035 U	0.038 U	0.038 U	0.041 U	0.036 U	0.036 U	0.04 U
Aroclor-1248 (PCB-1248)	mg/kg	0.035 U	0.038 U	0.038 U	0.041 U	0.3	0.036 U	0.04 U
Aroclor-1254 (PCB-1254)	mg/kg	0.035 U	0.038 U	0.038 U	0.041 U	0.036 U	0.036 U	0.04 U
Aroclor-1260 (PCB-1260)	mg/kg	0.035 U	0.038 U	0.038 U	0.041 U	0.036 U	0.036 U	0.04 U
Total PCBs	mg/kg	ND	ND	ND	ND	0.3	ND	ND
Total Petroleum Hydrocarbons (TPH)								
Total Petroleum Hydrocarbons - Diesel	mg/kg	-	-	-	-	-	-	-
Total Petroleum Hydrocarbons - Gas	mg/kg	-	-	-	-	-	-	-
Total Petroleum Hydrocarbons - Oil	mg/kg	-	-	-	-	-	-	-
Total Petroleum Hydrocarbons	mg/kg	-	-	-	-	-	-	-
Total Petroleum Hydrocarbons - Purgeable (GRO)	mg/kg	-	-	-	-	-	-	-
Total Petroleum Hydrocarbons (C10-C20)	mg/kg	-	-	-	-	-	-	-
Total Petroleum Hydrocarbons (C20-C34)	mg/kg	-	-	-	-	-	-	-
Total Petroleum Hydrocarbons (C6-C10) GRO	mg/kg	-	-	-	-	-	-	-
Metals								
Aluminum	mg/kg	2200	8600	5800	15000	2400	3600	5300
Antimony	mg/kg	0.94 U	0.75 U	0.92 U	1.1 U	0.48 J	1.0 U	0.56 J
Arsenic	mg/kg	**6.9**[a]	2.0	5.7	**11**[a]	4.1	4.0	5.5
Barium	mg/kg	14 J	64	44	71	32	24	140
Beryllium	mg/kg	0.17 J	0.34 J	0.31 J	0.70	0.055 J	0.20 J	0.29 J
Cadmium	mg/kg	0.15 J	0.14 J	0.17 J	0.22 U	0.49	0.11 J	0.59
Calcium	mg/kg	110000	91000	110000	2000	39000	100000	53000
Chromium	mg/kg	4.6	12	9.2	19	27	6.0	11 J
Chromium VI (hexavalent)	mg/kg	-	-	-	-	-	-	-
Cobalt	mg/kg	3.2 J	3.8	**5.6**[a]	**8.5**[a]	**11**[a]	3.7 J	**6.4**[a]
Copper	mg/kg	11	8.5	14	24	17	8.8	17 J
Iron	mg/kg	**7600**[a]	**9700**[a]	**12000**[a]	**25000**[a]	**8900**[a]	**8200**[a]	**15000**[a]
Lead	mg/kg	4.9	5.7	7.4	14	24	4.5	23
Magnesium	mg/kg	37000	39000	38000	3100	38000	42000	19000 J
Manganese	mg/kg	260	210	320	**470**[a]	240	230	**520**[a]
Mercury	mg/kg	0.025 J	0.023 J	0.10 U	0.043 J	0.035 J	0.097 U	0.028 J
Nickel	mg/kg	10	13	16	23	14	10	20 J
Potassium	mg/kg	400 J	1100	1100	1000	450	750	630
Selenium	mg/kg	0.47 U	0.37 U	0.46 U	0.54 U	0.42 U	0.52 U	0.60 U
Silver	mg/kg	0.47 U	0.37 U	0.46 U	0.54 U	0.086 J	0.52 U	0.60 U
Sodium	mg/kg	120 J	370 U	93 J	540 U	140 J	93 J	94 J
Thallium	mg/kg	0.94 U	0.75 U	0.92 U	1.1 U	0.91	1.0 U	1.2 U
Vanadium	mg/kg	9.6	17	15	31	12	10	16
Zinc	mg/kg	33	38	42	68	290	29	150 J

APPENDIX G.1

SOIL QUALITY DATA
RFI REPORT
FORMER MANUAL TRANSMISSIONS OF MUNCIE FACILITY
MUNCIE, INDIANA

AOI		*AOI 32*	*AOI 32*	*AOI 32*	*AOI 32*	*AOI 32*	*AOI 32*	*AOI 32*
Sample Location		***BH95-11***	***BH96-11***	***BH96-11***	***BH90-11***	***BH92-11***	***BH96-11***	***BH93-11***
Sample Identification		***S-017324-112811-TP-098***	***S-017324-112811-TP-095***	***S-017324-112811-TP-096***	***S-017324-112811-TP-094***	***S-017324-112811-TP-101***	***S-017324-112811-TP-097***	***S-017324-112911-TP-118***
Sample Date		***11/28/2011***	***11/28/2011***	***11/28/2011***	***11/28/2011***	***11/28/2011***	***11/28/2011***	***11/29/2011***
Sample Depth		***(1-2) ft BGS***	***(1-3) ft BGS***	***(1-3) ft BGS***	***(6-8) ft BGS***	***(6-8) ft BGS***	***(6-8) ft BGS***	***(3-5) ft BGS***
Sample Type	***Units***			***Duplicate***				
General Chemistry								
Carbonate (as CaCO3)	mg/kg	-	-	-	-	-	-	-
Chloride	mg/kg	-	-	-	-	-	-	-
Chloride	s.u.	-	-	-	-	-	-	-
Cyanide (total)	mg/kg	-	-	-	-	-	-	-
N-Hexane extractable material	mg/kg	-	-	-	-	-	-	-
Percent moisture	%	-	-	-	-	-	-	-
pH	s.u.	-	-	-	-	-	-	-
Saturated aliphatic hydrocarbons	mg/kg	-	-	-	-	-	-	-
Sulfate	mg/kg	-	-	-	-	-	-	-
Total solids	%	-	-	-	-	-	-	-

Notes
mg/kg - Milligrams per kilogram
"-" - No value
U - Not detected at the associated reporting limit
J - Estimated concentration
UJ - Not detected; associated reporting limit is estimated
R - Rejected
s.u. - Standard units
nc - No criteria
ND - Non Detect (calculation)
BOLD[abc] Concentration exceeds associated screening level
IDEM Appendix A: Screening Levels Remedation Closure Guide - March 25, 2014
a - Exceeds IDEM residential migration to ground water screening levels
b - Exceeds IDEM commercial/industrial direct contact screening levels
c - Exceeds IDEM excavation direct contact screening levels

APPENDIX G.1

SOIL QUALITY DATA
RFI REPORT
FORMER MANUAL TRANSMISSIONS OF MUNCIE FACILITY
MUNCIE, INDIANA

AOI		*AOI 32*	*AOI 32*	*AOI 32*	*AOI 32*	*AOI 32*	*AOI 32*	*AOI 32*
Sample Location		*BH94-11*	*BH94-11*	*BH93-11*	*BH94-11*	*BH89-11*	*BH89-11*	*BH87-11*
Sample Identification		*S-017324-112911-TP-113*	*S-017324-112911-TP-114*	*S-017324-112911-TP-119*	*S-017324-112911-TP-115*	*S-017324-120111-TP-185*	*S-017324-120111-TP-186*	*S-017324-120211-TP-198*
Sample Date		*11/29/2011*	*11/29/2011*	*11/29/2011*	*11/29/2011*	*12/1/2011*	*12/1/2011*	*12/2/2011*
Sample Depth		*(3-5) ft BGS*	*(3-5) ft BGS*	*(8-10) ft BGS*	*(8-10) ft BGS*	*(9-11) ft BGS*	*(15-17) ft BGS*	*(3-8) ft BGS*
Sample Type	*Units*		*Duplicate*					
Volatile Organic Compounds (VOCs)								
Acetone	mg/kg	0.0095 U	0.011 U	0.0089 U	0.0077 U	0.51 U	0.0078 U	0.0071 U
Benzene	mg/kg	0.0024 U	0.0028 U	0.0022 U	0.000096 J	0.13 U	0.0019 U	0.0018 U
Benzyl alcohol	mg/kg	-	-	-	-	-	-	-
Bromodichloromethane	mg/kg	0.0024 U	0.0028 U	0.0022 U	0.0019 U	0.13 U	0.0019 U	0.0018 U
Bromoform	mg/kg	0.0024 U	0.0028 U	0.0022 U	0.0019 U	0.13 U	0.0019 U	0.0018 U
Bromomethane (Methyl bromide)	mg/kg	0.0024 U	0.0028 U	0.0022 U	0.0019 U	0.13 U	0.0019 U	0.0018 U
2-Butanone (Methyl ethyl ketone) (MEK)	mg/kg	0.0095 U	0.011 U	0.0089 U	0.0077 U	0.51 U	0.00068 J	0.001 J
Carbon disulfide	mg/kg	0.0024 U	0.0028 U	0.0022 U	0.0019 U	0.13 U	0.0019 U	0.00039 J
Carbon tetrachloride	mg/kg	0.0024 U	0.0028 U	0.0022 U	0.0019 U	0.13 U	0.0019 U	0.0018 U
4-Chloroaniline	mg/kg	-	-	-	-	-	-	-
Chlorobenzene	mg/kg	0.0024 U	0.0028 U	0.0022 U	0.0019 U	0.13 U	0.0019 U	0.0018 U
Chloroethane	mg/kg	0.0024 U	0.0028 U	0.0022 U	0.0019 U	0.13 U	0.0019 U	0.0018 U
2-Chloroethyl vinyl ether	mg/kg	-	-	-	-	-	-	-
Chloroform (Trichloromethane)	mg/kg	0.0024 U	0.0028 U	0.0022 U	0.0019 U	0.13 U	0.0019 U	0.0018 U
Chloromethane (Methyl chloride)	mg/kg	0.0024 U	0.0028 U	0.0022 U	0.0019 U	0.13 U	0.0019 U	0.0018 U
Cyclohexane	mg/kg	0.0048 U	0.0056 U	0.0045 U	0.0038 U	0.25 U	0.0039 U	0.0035 U
Dibenzofuran	mg/kg	-	-	-	-	-	-	-
1,2-Dibromo-3-chloropropane (DBCP)	mg/kg	0.0048 U	0.0056 U	0.0045 U	0.0038 U	0.25 U	0.0039 U	0.0035 U
Dibromochloromethane	mg/kg	0.0024 U	0.0028 U	0.0022 U	0.0019 U	0.13 U	0.0019 U	0.0018 U
1,2-Dibromoethane (Ethylene dibromide)	mg/kg	0.0024 U	0.0028 U	0.0022 U	0.0019 U	0.13 U	0.0019 U	0.0018 U
1,2-Dichlorobenzene	mg/kg	0.0024 U	0.0028 U	0.0022 U	0.0019 U	0.13 U	0.0019 U	0.0018 U
1,3-Dichlorobenzene	mg/kg	0.0024 U	0.0028 U	0.0022 U	0.0019 U	0.13 U	0.0019 U	0.0018 U
1,4-Dichlorobenzene	mg/kg	0.0024 U	0.0028 U	0.0022 U	0.0019 U	0.13 U	0.0019 U	0.0018 U
Dichlorodifluoromethane (CFC-12)	mg/kg	0.0024 U	0.0028 U	0.0022 U	0.0019 U	0.13 U	0.0019 U	0.0018 U
Dichloroethane	mg/kg	-	-	-	-	-	-	-
1,1-Dichloroethane	mg/kg	0.0024 U	0.0028 U	0.0022 U	0.0019 U	0.034 J	0.0019 U	0.0018 U
1,2-Dichloroethane	mg/kg	0.0012 J	0.00072 J	0.00036 J	0.0011 J	0.13 U	0.00022 J	0.00028 J
Dichloroethene	mg/kg	-	-	-	-	-	-	-
1,2-Dichloroethene (total)	mg/kg	-	-	-	-	-	-	-
1,1-Dichloroethene	mg/kg	0.0024 U	0.0028 U	0.0022 U	0.0019 U	0.018 J	0.0019 U	0.0018 U
cis-1,2-Dichloroethene	mg/kg	0.0024 U	0.0028 U	0.0022 U	0.0019 U	**0.63**[a]	0.00016 J	0.0018 U
trans-1,2-Dichloroethene	mg/kg	0.0024 U	0.0028 U	0.0022 U	0.0019 U	0.058 J	0.0019 U	0.0018 U
1,2-Dichloropropane	mg/kg	0.0024 U	0.0028 U	0.0022 U	0.0019 U	0.13 U	0.0019 U	0.0018 U
cis-1,3-Dichloropropene	mg/kg	0.0024 U	0.0028 U	0.0022 U	0.0019 U	0.13 U	0.0019 U	0.0018 U
trans-1,3-Dichloropropene	mg/kg	0.0024 U	0.0028 U	0.0022 U	0.0019 U	0.13 U	0.0019 U	0.0018 U
Ethylbenzene	mg/kg	0.0024 U	0.0028 U	0.0022 U	0.0019 U	0.13 U	0.0019 U	0.0018 U
2-Hexanone	mg/kg	0.0095 U	0.011 U	0.0089 U	0.0077 U	0.51 U	0.0078 U	0.0071 U
Isopropyl benzene	mg/kg	0.0024 U	0.0028 U	0.0022 U	0.0019 U	0.13 U	0.0019 U	0.0018 U
Methyl acetate	mg/kg	0.0048 U	0.0056 U	0.0045 U	0.0038 U	0.027 J	0.0039 U	0.00051 J
Methyl cyclohexane	mg/kg	0.0048 U	0.0056 U	0.0045 U	0.0038 U	0.25 U	0.0039 U	0.0035 U
Methyl tert butyl ether (MTBE)	mg/kg	0.0095 U	0.011 U	0.0089 U	0.0077 U	0.51 U	0.0078 U	0.0071 U
4-Methyl-2-pentanone (MIBK)	mg/kg	0.0095 U	0.011 U	0.0089 U	0.0077 U	0.51 U	0.0078 U	0.0071 U
Methylene chloride	mg/kg	0.0024 U	0.0028 U	0.0022 U	0.0019 U	0.13 U	0.0019 U	0.0018 U
Styrene	mg/kg	0.0024 U	0.0028 U	0.0022 U	0.0019 U	0.13 U	0.0019 U	0.0018 U
1,1,2,2-Tetrachloroethane	mg/kg	0.0024 U	0.0028 U	0.0022 U	0.0019 U	0.13 U	0.0019 U	0.0018 U
Tetrachloroethene	mg/kg	0.00043 J	0.0028 U	0.0022 U	0.0019 U	0.13 U	0.0019 U	0.0018 U

APPENDIX G.1

SOIL QUALITY DATA
RFI REPORT
FORMER MANUAL TRANSMISSIONS OF MUNCIE FACILITY
MUNCIE, INDIANA

AOI		*AOI 32*	*AOI 32*	*AOI 32*	*AOI 32*	*AOI 32*	*AOI 32*	*AOI 32*
Sample Location		*BH94-11*	*BH94-11*	*BH93-11*	*BH94-11*	*BH89-11*	*BH89-11*	*BH87-11*
Sample Identification		*S-017324-112911-TP-113*	*S-017324-112911-TP-114*	*S-017324-112911-TP-119*	*S-017324-112911-TP-115*	*S-017324-120111-TP-185*	*S-017324-120111-TP-186*	*S-017324-120211-TP-198*
Sample Date		*11/29/2011*	*11/29/2011*	*11/29/2011*	*11/29/2011*	*12/1/2011*	*12/1/2011*	*12/2/2011*
Sample Depth		*(3-5) ft BGS*	*(3-5) ft BGS*	*(8-10) ft BGS*	*(8-10) ft BGS*	*(9-11) ft BGS*	*(15-17) ft BGS*	*(3-8) ft BGS*
Sample Type	*Units*		*Duplicate*					
VOCs (Continued)								
Toluene	mg/kg	0.00048 J	0.00035 J	0.00028 J	0.00047 J	0.13 U	0.00026 J	0.00038 J
1,2,4-Trichlorobenzene	mg/kg	0.0024 U	0.0028 U	0.0022 U	0.0019 U	0.13 U	0.0019 U	0.0018 U
Trichloroethane	mg/kg	-	-	-	-	-	-	-
1,1,1-Trichloroethane	mg/kg	0.0024 U	0.0028 U	0.0022 U	0.0019 U	0.13 U	0.0019 U	0.0018 U
1,1,2-Trichloroethane	mg/kg	0.0024 U	0.0028 U	0.0022 U	0.0019 U	0.13 U	0.0019 U	0.0018 U
Trichloroethene	mg/kg	0.0024 U	0.0028 U	0.0022 U	0.0019 U	**0.23**[a]	0.0019 U	0.0018 U
Trichlorofluoromethane (CFC-11)	mg/kg	0.0024 U	0.0028 U	0.0022 U	0.0019 U	0.13 U	0.0019 U	0.0015 J
Trifluorotrichloroethane (Freon 113)	mg/kg	0.0024 U	0.0028 U	0.0022 U	0.0019 U	0.13 U	0.0019 U	0.0018 U
Vinyl acetate	mg/kg	-	-	-	-	-	-	-
Vinyl chloride	mg/kg	0.0024 U	0.0028 U	0.0022 U	0.0019 U	**0.061 J**[a]	0.00089 J	0.0018 U
Xylenes (total)	mg/kg	0.0048 U	0.0056 U	0.0045 U	0.0038 U	0.25 U	0.0039 U	0.0035 U
Semi-Volatile Organic Compounds (SVOCs)								
Acenaphthene	mg/kg	0.008 U	0.008 U	0.0086 U	0.0073 U	0.48	0.0075 U	0.0079 U
Acenaphthylene	mg/kg	0.008 U	0.008 U	0.0086 U	0.0073 U	0.052 U	0.0075 U	0.018
Acetophenone	mg/kg	0.12 U	0.12 U	0.13 U	0.11 U	0.79 U	0.11 U	0.12 U
Anthracene	mg/kg	0.008 U	0.0075 J	0.0086 U	0.0073 U	0.8	0.0075 U	0.027
Atrazine	mg/kg	0.24 U	0.24 U	0.26 U	0.22 U	1.6 U	0.22 U	0.24 U
Benzaldehyde	mg/kg	0.12 U	0.12 U	0.13 U	0.11 U	0.79 U	0.11 U	0.12 U
Benzo(a)anthracene	mg/kg	0.008 U	0.008 U	0.0086 U	0.0073 U	**2.2**[a]	0.0075 U	0.11
Benzo(a)pyrene	mg/kg	0.008 U	0.008 U	0.0086 U	0.0073 U	**1.8**	0.0075 U	0.1
Benzo(b)fluoranthene	mg/kg	0.008 U	0.008 U	0.0086 U	0.0073 U	**2.7**	0.0075 U	0.14
Benzo(g,h,i)perylene	mg/kg	0.008 U	0.008 U	0.0086 U	0.0073 U	1	0.018	0.078
Benzo(k)fluoranthene	mg/kg	0.008 U	0.008 U	0.0086 U	0.0073 U	0.92	0.0075 U	0.038
Benzoic acid	mg/kg	-	-	-	-	-	-	-
Biphenyl (1,1-Biphenyl)	mg/kg	0.06 U	0.06 U	0.064 U	0.055 U	0.39 U	0.056 U	0.059 U
4-Bromophenyl phenyl ether	mg/kg	0.06 U	0.06 U	0.064 U	0.055 U	0.39 U	0.056 U	0.059 U
Butyl benzylphthalate (BBP)	mg/kg	0.06 U	0.06 U	0.064 U	0.055 U	0.39 U	0.056 U	0.059 U
Caprolactam	mg/kg	0.4 U	0.39 U	0.42 U	0.36 U	2.6 U	0.37 U	0.39 U
Carbazole	mg/kg	0.06 U	0.06 U	0.064 U	0.055 U	0.51	0.056 U	0.059 U
4-Chloro-3-methylphenol	mg/kg	0.18 U	0.18 U	0.19 U	0.16 U	1.2 U	0.17 U	0.18 U
4-Chloroaniline	mg/kg	0.18 U	0.18 U	0.19 U	0.16 U	1.2 U	0.17 U	0.18 U
bis(2-Chloroethoxy)methane	mg/kg	0.12 U	0.12 U	0.13 U	0.11 U	0.79 U	0.11 U	0.12 U
bis(2-Chloroethyl)ether	mg/kg	0.12 U	0.12 U	0.13 U	0.11 U	0.79 U	0.11 U	0.12 U
2-Chloronaphthalene	mg/kg	0.06 U	0.06 U	0.064 U	0.055 U	0.39 U	0.056 U	0.059 U
2-Chlorophenol	mg/kg	0.06 U	0.06 U	0.064 U	0.055 U	0.39 U	0.056 U	0.059 U
4-Chlorophenyl phenyl ether	mg/kg	0.06 U	0.06 U	0.064 U	0.055 U	0.39 U	0.056 U	0.059 U
Chrysene	mg/kg	0.008 U	0.008 U	0.0086 U	0.0073 U	2.3	0.0075 U	0.12
Dibenz(a,h)anthracene	mg/kg	0.008 U	0.008 U	0.0086 U	0.0073 U	**0.26**	0.0075 U	0.02
Dibenzofuran	mg/kg	0.06 U	0.06 U	0.064 U	0.055 U	0.22 J	0.013 J	0.039 J
1,2-Dichlorobenzene	mg/kg	-	-	-	-	-	-	-
1,3-Dichlorobenzene	mg/kg	-	-	-	-	-	-	-
1,4-Dichlorobenzene	mg/kg	-	-	-	-	-	-	-
3,3'-Dichlorobenzidine	mg/kg	0.12 U	0.12 U	0.13 U	0.11 U	0.79 UJ	0.11 UJ	0.12 UJ
2,4-Dichlorophenol	mg/kg	0.18 U	0.18 U	0.19 U	0.16 U	1.2 U	0.17 U	0.18 U
Diethyl phthalate	mg/kg	0.06 U	0.06 U	0.064 U	0.055 U	0.39 U	0.056 U	0.059 U

APPENDIX G.1

SOIL QUALITY DATA
RFI REPORT
FORMER MANUAL TRANSMISSIONS OF MUNCIE FACILITY
MUNCIE, INDIANA

AOI		*AOI 32*	*AOI 32*	*AOI 32*	*AOI 32*	*AOI 32*	*AOI 32*	*AOI 32*
Sample Location		*BH94-11*	*BH94-11*	*BH93-11*	*BH94-11*	*BH89-11*	*BH89-11*	*BH87-11*
Sample Identification		*S-017324-112911-TP-113*	*S-017324-112911-TP-114*	*S-017324-112911-TP-119*	*S-017324-112911-TP-115*	*S-017324-120111-TP-185*	*S-017324-120111-TP-186*	*S-017324-120211-TP-198*
Sample Date		*11/29/2011*	*11/29/2011*	*11/29/2011*	*11/29/2011*	*12/1/2011*	*12/1/2011*	*12/2/2011*
Sample Depth		*(3-5) ft BGS*	*(3-5) ft BGS*	*(8-10) ft BGS*	*(8-10) ft BGS*	*(9-11) ft BGS*	*(15-17) ft BGS*	*(3-8) ft BGS*
Sample Type	*Units*		*Duplicate*					
SVOCs (Continued)								
Dimethyl phthalate	mg/kg	0.06 U	0.06 U	0.064 U	0.055 U	0.39 U	0.056 U	0.059 U
2,4-Dimethylphenol	mg/kg	0.18 U	0.18 U	0.19 U	0.16 U	1.2 U	0.17 U	0.18 U
Di-n-butylphthalate (DBP)	mg/kg	0.06 U	0.06 U	0.064 U	0.055 U	0.39 U	0.056 U	0.059 U
4,6-Dinitro-2-methylphenol	mg/kg	0.18 U	0.18 U	0.19 U	0.16 U	1.2 U	0.17 U	0.18 U
2,4-Dinitrophenol	mg/kg	0.4 U	0.39 U	0.42 U	0.36 U	2.6 U	0.37 U	0.39 U
2,4-Dinitrotoluene	mg/kg	0.24 U	0.24 U	0.26 U	0.22 U	1.6 U	0.22 U	0.24 U
2,6-Dinitrotoluene	mg/kg	0.24 U	0.24 U	0.26 U	0.22 U	1.6 U	0.22 U	0.24 U
Di-n-octyl phthalate (DnOP)	mg/kg	0.06 U	0.06 U	0.064 U	0.055 U	0.39 U	0.056 U	0.059 U
bis(2-Ethylhexyl)phthalate (DEHP)	mg/kg	0.06 U	0.06 U	0.064 U	0.055 U	0.39 U	0.056 U	0.038 J
Fluoranthene	mg/kg	0.008 U	0.008 U	0.0086 U	0.0073 U	5	0.01	0.16
Fluorene	mg/kg	0.008 U	0.008 U	0.0086 U	0.0073 U	0.41	0.0075 U	0.011
Hexachlorobenzene	mg/kg	0.008 U	0.008 U	0.0086 U	0.0073 U	0.052 U	0.0075 U	0.0079 U
Hexachlorobutadiene	mg/kg	0.06 U	0.06 U	0.064 U	0.055 U	0.39 U	0.056 U	0.059 U
Hexachlorocyclopentadiene	mg/kg	0.4 U	0.39 U	0.42 U	0.36 U	2.6 U	0.37 U	0.39 U
Hexachloroethane	mg/kg	0.06 U	0.06 U	0.064 U	0.055 U	0.39 U	0.056 U	0.059 U
Indeno(1,2,3-cd)pyrene	mg/kg	0.008 U	0.008 U	0.0086 U	0.0073 U	0.84	0.0075 U	0.062
Isophorone	mg/kg	0.06 U	0.06 U	0.064 U	0.055 U	0.39 U	0.056 U	0.059 U
2-Methylnaphthalene	mg/kg	0.008 U	0.008 U	0.0086 U	0.0073 U	0.075	0.016	0.19
2-Methylphenol	mg/kg	0.24 U	0.24 U	0.26 U	0.22 U	1.6 U	0.22 U	0.24 U
3&4-Methylphenol	mg/kg	0.48 U	0.48 U	0.51 U	0.44 U	3.1 U	0.45 U	0.47 U
4-Methylphenol	mg/kg	-	-	-	-	-	-	-
Naphthalene	mg/kg	0.008 U	0.008 U	0.0086 U	0.0073 U	0.067	0.0075 U	**0.1**[a]
2-Nitroaniline	mg/kg	0.24 U	0.24 U	0.26 U	0.22 U	1.6 U	0.22 U	0.24 U
3-Nitroaniline	mg/kg	0.24 U	0.24 U	0.26 U	0.22 U	1.6 U	0.22 U	0.24 U
4-Nitroaniline	mg/kg	0.24 U	0.24 U	0.26 U	0.22 U	1.6 U	0.22 U	0.24 U
Nitrobenzene	mg/kg	0.12 U	0.12 U	0.13 U	0.11 U	0.79 U	0.11 U	0.12 U
2-Nitrophenol	mg/kg	0.06 U	0.06 U	0.064 U	0.055 U	0.39 U	0.056 U	0.059 U
4-Nitrophenol	mg/kg	0.4 U	0.39 U	0.42 U	0.36 U	2.6 U	0.37 U	0.39 U
N-Nitrosodi-n-propylamine	mg/kg	0.06 U	0.06 U	0.064 U	0.055 U	0.39 U	0.056 U	0.059 U
N-Nitrosodiphenylamine	mg/kg	0.06 U	0.06 U	0.064 U	0.055 U	0.39 U	0.056 U	0.059 U
N-Nitrosodimethylamine	mg/kg	-	-	-	-	-	-	-
2,2'-Oxybis(1-chloropropane)	mg/kg	0.12 U	0.12 U	0.13 U	0.11 U	0.79 U	0.11 U	0.12 U
Pentachlorophenol	mg/kg	0.18 U	0.18 U	0.19 U	0.16 U	1.2 U	0.17 U	0.18 U
Phenanthrene	mg/kg	0.008 U	0.008 U	0.0086 U	0.0073 U	3.2	0.041	0.16
Phenol	mg/kg	0.06 U	0.06 U	0.064 U	0.055 U	0.39 U	0.056 U	0.059 U
Pyrene	mg/kg	0.008 U	0.008 U	0.0086 U	0.0073 U	3.9	0.018	0.15
1,2,4-Trichlorobenzene	mg/kg	-	-	-	-	-	-	-
2,4,5-Trichlorophenol	mg/kg	0.18 U	0.18 U	0.19 U	0.16 U	1.2 U	0.17 U	0.18 U
2,4,6-Trichlorophenol	mg/kg	0.18 U	0.18 U	0.19 U	0.16 U	1.2 U	0.17 U	0.18 U

APPENDIX G.1

SOIL QUALITY DATA
RFI REPORT
FORMER MANUAL TRANSMISSIONS OF MUNCIE FACILITY
MUNCIE, INDIANA

AOI		*AOI 32*	*AOI 32*	*AOI 32*	*AOI 32*	*AOI 32*	*AOI 32*	*AOI 32*
Sample Location		*BH94-11*	*BH94-11*	*BH93-11*	*BH94-11*	*BH89-11*	*BH89-11*	*BH87-11*
Sample Identification		*S-017324-112911-TP-113*	*S-017324-112911-TP-114*	*S-017324-112911-TP-119*	*S-017324-112911-TP-115*	*S-017324-120111-TP-185*	*S-017324-120111-TP-186*	*S-017324-120211-TP-198*
Sample Date		*11/29/2011*	*11/29/2011*	*11/29/2011*	*11/29/2011*	*12/1/2011*	*12/1/2011*	*12/2/2011*
Sample Depth		*(3-5) ft BGS*	*(3-5) ft BGS*	*(8-10) ft BGS*	*(8-10) ft BGS*	*(9-11) ft BGS*	*(15-17) ft BGS*	*(3-8) ft BGS*
Sample Type	*Units*		*Duplicate*					
Polychlorinated Biphenyls (PCBs)								
Aroclor-1016 (PCB-1016)	mg/kg	0.04 U	0.039 U	0.042 U	0.036 U	0.039 U	0.037 U	0.039 U
Aroclor-1221 (PCB-1221)	mg/kg	0.04 U	0.039 U	0.042 U	0.036 U	0.039 U	0.037 U	0.039 U
Aroclor-1232 (PCB-1232)	mg/kg	0.04 U	0.039 U	0.042 U	0.036 U	0.039 U	0.037 U	0.039 U
Aroclor-1242 (PCB-1242)	mg/kg	0.04 U	0.039 U	0.042 U	0.036 U	0.039 U	0.037 U	0.039 U
Aroclor-1248 (PCB-1248)	mg/kg	0.04 U	0.039 U	0.042 U	0.036 U	0.039 U	0.037 U	0.039 U
Aroclor-1254 (PCB-1254)	mg/kg	0.04 U	0.039 U	0.042 U	0.036 U	0.039 U	0.037 U	0.039 U
Aroclor-1260 (PCB-1260)	mg/kg	0.04 U	0.039 U	0.042 U	0.036 U	0.039 U	0.037 U	0.039 U
Total PCBs	mg/kg	ND	ND	ND	ND	ND	ND	ND
Total Petroleum Hydrocarbons (TPH)								
Total Petroleum Hydrocarbons - Diesel	mg/kg	-	-	-	-	-	-	-
Total Petroleum Hydrocarbons - Gas	mg/kg	-	-	-	-	-	-	-
Total Petroleum Hydrocarbons - Oil	mg/kg	-	-	-	-	-	-	-
Total Petroleum Hydrocarbons	mg/kg	-	-	-	-	-	-	-
Total Petroleum Hydrocarbons - Purgeable (GRO)	mg/kg	-	-	-	-	-	-	-
Total Petroleum Hydrocarbons (C10-C20)	mg/kg	-	-	-	-	-	-	-
Total Petroleum Hydrocarbons (C20-C34)	mg/kg	-	-	-	-	-	-	-
Total Petroleum Hydrocarbons (C6-C10) GRO	mg/kg	-	-	-	-	-	-	-
Metals								
Aluminum	mg/kg	12000	12000	7700	4000	6200	6000	8400
Antimony	mg/kg	0.93 U	1.1 U	1.0 U	1.1 U	0.65 J	0.46 J	1.1
Arsenic	mg/kg	**10**[a]	**10**[a]	5.8	5.2	4.8	**6.4**[a]	**9.0**[a]
Barium	mg/kg	44	50	59	23	75	53	93
Beryllium	mg/kg	0.59	0.58	0.26 J	0.21 J	0.21 J	0.30 J	0.57
Cadmium	mg/kg	0.19 U	0.23 U	0.22	0.095 J	0.17 J	0.39	0.29
Calcium	mg/kg	1300	1300	45000	100000	110000	88000	29000
Chromium	mg/kg	16	16	11	7.7	11	9.8	13
Chromium VI (hexavalent)	mg/kg	-	-	-	-	-	-	-
Cobalt	mg/kg	**8.5**[a]	**7.2**[a]	**5.0 J**[a]	**5.2 J**[a]	**6.7**[a]	**6.4**[a]	**8.8**[a]
Copper	mg/kg	19	19	15	13	13	16	31
Iron	mg/kg	**21000**[a]	**21000**[a]	**15000**[a]	**9500**[a]	**13000**[a]	**16000**[a]	**19000**[a]
Lead	mg/kg	11	11	6.9	4.8	8.3	7.5	60
Magnesium	mg/kg	2800	2700	41000	42000	33000	32000	13000
Manganese	mg/kg	370	320	290	240	350	240	**590**[a]
Mercury	mg/kg	0.027 J	0.024 J	0.017 J	0.081 U	0.11 U	0.092 U	0.078 J
Nickel	mg/kg	18	19	15	12	18	19	16
Potassium	mg/kg	890	920	790	850	1400	1600	740
Selenium	mg/kg	0.45 J	0.75	0.51 U	0.53 U	0.56 U	0.43 U	0.49 U
Silver	mg/kg	0.47 U	0.57 U	0.51 U	0.53 U	0.56 U	0.43 U	0.49 U
Sodium	mg/kg	470 U	570 U	93 J	98 J	150 J	130 J	110 J
Thallium	mg/kg	0.93 U	1.1 U	1.0 U	1.1 U	0.82 J	0.85 U	**1.4**
Vanadium	mg/kg	31	29	21	11	16	16	23
Zinc	mg/kg	72	71	55	32	41	43	61

APPENDIX G.1

SOIL QUALITY DATA
RFI REPORT
FORMER MANUAL TRANSMISSIONS OF MUNCIE FACILITY
MUNCIE, INDIANA

AOI		*AOI 32*	*AOI 32*	*AOI 32*	*AOI 32*	*AOI 32*	*AOI 32*	*AOI 32*
Sample Location		***BH94-11***	***BH94-11***	***BH93-11***	***BH94-11***	***BH89-11***	***BH89-11***	***BH87-11***
Sample Identification		***S-017324-112911-TP-113***	***S-017324-112911-TP-114***	***S-017324-112911-TP-119***	***S-017324-112911-TP-115***	***S-017324-120111-TP-185***	***S-017324-120111-TP-186***	***S-017324-120211-TP-198***
Sample Date		***11/29/2011***	***11/29/2011***	***11/29/2011***	***11/29/2011***	***12/1/2011***	***12/1/2011***	***12/2/2011***
Sample Depth		***(3-5) ft BGS***	***(3-5) ft BGS***	***(8-10) ft BGS***	***(8-10) ft BGS***	***(9-11) ft BGS***	***(15-17) ft BGS***	***(3-8) ft BGS***
Sample Type	***Units***		***Duplicate***					
General Chemistry								
Carbonate (as CaCO3)	mg/kg	-	-	-	-	-	-	-
Chloride	mg/kg	-	-	-	-	-	-	-
Chloride	s.u.	-	-	-	-	-	-	-
Cyanide (total)	mg/kg	-	-	-	-	-	-	-
N-Hexane extractable material	mg/kg	-	-	-	-	-	-	-
Percent moisture	%	-	-	-	-	-	-	-
pH	s.u.	-	-	-	-	-	-	-
Saturated aliphatic hydrocarbons	mg/kg	-	-	-	-	-	-	-
Sulfate	mg/kg	-	-	-	-	-	-	-
Total solids	%	-	-	-	-	-	-	-

Notes
mg/kg - Milligrams per kilogram
"-" - No value
U - Not detected at the associated reporting limit
J - Estimated concentration
UJ - Not detected; associated reporting limit is estimated
R - Rejected
s.u. - Standard units
nc - No criteria
ND - Non Detect (calculation)
BOLD[abc] Concentration exceeds associated screening level
IDEM Appendix A: Screening Levels Remedation Closure Guide - March 25, 2014
a - Exceeds IDEM residential migration to ground water screening levels
b - Exceeds IDEM commercial/industrial direct contact screening levels
c - Exceeds IDEM excavation direct contact screening levels

APPENDIX G.1

SOIL QUALITY DATA
RFI REPORT
FORMER MANUAL TRANSMISSIONS OF MUNCIE FACILITY
MUNCIE, INDIANA

AOI		*AOI 32*	*AOI 32*	*AOI 32*	*AOI 32*	*AOI 32*	*AOI 32*	*AOI 32*	*AOI 32*	*AOI 36*	*AOI 36*
Sample Location		*BH87-11*	*BH46-13*	*BH47-13*	*BH46-13*	*BH47-13*	*BH47-13*	*BH49-13*	*BH49-13*	*MW-34*	*MW-35*
Sample Identification		*S-017324-120211-TP-199*	*S-021813-SM-123*	*S-021813-SM-119*	*S-021813-SM-124*	*S-021813-SM-120*	*S-021813-SM-121*	*S-021913-SM-148*	*S-021913-SM-149*	*MW-34*	*MW-35*
Sample Date		*12/2/2011*	*2/18/2013*	*2/18/2013*	*2/18/2013*	*2/18/2013*	*2/18/2013*	*2/19/2013*	*2/19/2013*	*7/1/1999*	*7/1/1999*
Sample Depth		*(9-11) ft BGS*	*(0-2.5) ft BGS*	*(2.5-5) ft BGS*	*(7.5-10) ft BGS*	*(7.5-10) ft BGS*	*(7.5-10) ft BGS*	*(0-2.5) ft BGS*	*(7.5-10) ft BGS*	*(9-11) ft BGS*	*(9-11) ft BGS*
Sample Type	*Units*						*Duplicate*				
Volatile Organic Compounds (VOCs)											
Acetone	mg/kg	0.0077 U	0.024 U	0.021 U	0.017 U	0.018 U	0.018 U	0.032 U	0.022 U	0.01 U	0.01 U
Benzene	mg/kg	0.0019 U	0.0061 U	0.0052 U	0.0041 U	0.0045 U	0.0044 U	0.0079 U	0.0055 U	0.01 U	0.01 U
Benzyl alcohol	mg/kg	-	-	-	-	-	-	-	-	-	-
Bromodichloromethane	mg/kg	0.0019 U	0.0061 U	0.0052 U	0.0041 U	0.0045 U	0.0044 U	0.0079 U	0.0055 U	0.01 U	0.01 U
Bromoform	mg/kg	0.0019 U	0.0061 U	0.0052 U	0.0041 U	0.0045 U	0.0044 U	0.0079 U	0.0055 U	0.01 U	0.01 U
Bromomethane (Methyl bromide)	mg/kg	0.0019 U	0.0061 U	0.0052 U	0.0041 U	0.0045 U	0.0044 U	0.0079 U	0.0055 U	0.01 U	0.01 U
2-Butanone (Methyl ethyl ketone) (MEK)	mg/kg	0.0077 U	0.024 U	0.021 U	0.017 U	0.018 U	0.018 U	0.032 U	0.022 U	0.01 U	0.01 U
Carbon disulfide	mg/kg	0.0019 U	0.002 J	0.0052 U	0.0041 U	0.0045 U	0.0023 J	0.0041 J	0.0055 U	0.01 U	0.01 U
Carbon tetrachloride	mg/kg	0.0019 U	0.0061 U	0.0052 U	0.0041 U	0.0045 U	0.0044 U	0.0079 U	0.0055 U	0.01 U	0.01 U
4-Chloroaniline	mg/kg	-	-	-	-	-	-	-	-	-	-
Chlorobenzene	mg/kg	0.0019 U	0.0061 U	0.0052 U	0.0041 U	0.0045 U	0.0044 U	0.0079 U	0.0055 U	0.01 U	0.01 U
Chloroethane	mg/kg	0.0019 U	0.0061 U	0.0052 U	0.0041 U	0.0045 U	0.0044 U	0.0079 U	0.0055 U	0.01 U	0.01 U
2-Chloroethyl vinyl ether	mg/kg	-	-	-	-	-	-	-	-	-	-
Chloroform (Trichloromethane)	mg/kg	0.0019 U	0.0061 U	0.0052 U	0.0041 U	0.0045 U	0.0044 U	0.0079 U	0.0055 U	0.01 U	0.01 U
Chloromethane (Methyl chloride)	mg/kg	0.0019 U	0.0061 U	0.0052 U	0.0041 U	0.0045 U	0.0044 U	0.0079 U	0.0055 U	0.01 U	0.01 U
Cyclohexane	mg/kg	0.0038 U	0.012 U	0.01 U	0.0083 U	0.009 U	0.0088 U	0.016 U	0.011 U	-	-
Dibenzofuran	mg/kg	-	-	-	-	-	-	-	-	-	-
1,2-Dibromo-3-chloropropane (DBCP)	mg/kg	0.0038 U	0.012 U	0.01 U	0.0083 U	0.009 U	0.0088 U	0.016 U	0.011 U	-	-
Dibromochloromethane	mg/kg	0.0019 U	0.0061 U	0.0052 U	0.0041 U	0.0045 U	0.0044 U	0.0079 U	0.0055 U	0.01 U	0.01 U
1,2-Dibromoethane (Ethylene dibromide)	mg/kg	0.0019 U	0.0061 U	0.0052 U	0.0041 U	0.0045 U	0.0044 U	0.0079 U	0.0055 U	-	-
1,2-Dichlorobenzene	mg/kg	0.0019 U	0.0061 U	0.0052 U	0.0041 U	0.0045 U	0.0044 U	0.0079 U	0.0055 U	-	-
1,3-Dichlorobenzene	mg/kg	0.0019 U	0.0061 U	0.0052 U	0.0041 U	0.0045 U	0.0044 U	0.0079 U	0.0055 U	-	-
1,4-Dichlorobenzene	mg/kg	0.0019 U	0.0061 U	0.0052 U	0.0041 U	0.0045 U	0.0044 U	0.0079 U	0.0055 U	-	-
Dichlorodifluoromethane (CFC-12)	mg/kg	0.0019 U	0.0061 U	0.0052 U	0.0041 U	0.0045 U	0.0044 U	0.0079 U	0.0055 U	-	-
Dichloroethane	mg/kg	-	-	-	-	-	-	-	-	-	-
1,1-Dichloroethane	mg/kg	0.00016 J	0.0061 U	0.0052 U	0.0041 U	0.0045 U	0.00061 J	0.0079 U	0.0055 U	0.01 U	0.01 U
1,2-Dichloroethane	mg/kg	0.00013 J	0.0061 U	0.0052 U	0.0041 U	0.0045 U	0.0044 U	0.0079 U	0.0055 U	0.01 U	0.01 U
Dichloroethene	mg/kg	-	-	-	-	-	-	-	-	-	-
1,2-Dichloroethene (total)	mg/kg	-	-	-	-	-	-	-	-	-	-
1,1-Dichloroethene	mg/kg	0.0019 U	0.0061 U	0.0052 U	0.0041 U	0.0045 U	0.0044 U	0.0079 U	0.0055 U	0.01 U	0.01 U
cis-1,2-Dichloroethene	mg/kg	0.0019 U	0.0061 U	0.0052 U	0.0041 U	0.0045 U	0.0044 U	0.0079 U	0.0055 U	0.01 U	0.01 U
trans-1,2-Dichloroethene	mg/kg	0.0019 U	0.0061 U	0.0052 U	0.0041 U	0.0045 U	0.0044 U	0.0079 U	0.0055 U	0.01 U	0.01 U
1,2-Dichloropropane	mg/kg	0.0019 U	0.0061 U	0.0052 U	0.0041 U	0.0045 U	0.0044 U	0.0079 U	0.0055 U	0.01 U	0.01 U
cis-1,3-Dichloropropene	mg/kg	0.0019 U	0.0061 U	0.0052 U	0.0041 U	0.0045 U	0.0044 U	0.0079 U	0.0055 U	0.01 U	0.01 U
trans-1,3-Dichloropropene	mg/kg	0.0019 U	0.0061 U	0.0052 U	0.0041 U	0.0045 U	0.0044 U	0.0079 U	0.0055 U	0.01 U	0.01 U
Ethylbenzene	mg/kg	0.0019 U	0.0061 U	0.0052 U	0.0041 U	0.0045 U	0.0044 U	0.0079 U	0.0055 U	0.01 U	0.01 U
2-Hexanone	mg/kg	0.0077 U	0.024 U	0.021 U	0.017 U	0.018 U	0.018 U	0.032 U	0.022 U	0.1 U	0.1 U
Isopropyl benzene	mg/kg	0.0019 U	0.0061 U	0.0052 U	0.0041 U	0.0045 U	0.0044 U	0.0079 U	0.0055 U	-	-
Methyl acetate	mg/kg	0.0038 U	0.012 U	0.01 U	0.0083 U	0.009 U	0.0088 U	0.014 J	0.011 U	-	-
Methyl cyclohexane	mg/kg	0.0038 U	0.00042 J	0.00042 J	0.0083 U	0.009 U	0.0088 U	0.016 U	0.011 U	-	-
Methyl tert butyl ether (MTBE)	mg/kg	0.0077 U	0.024 U	0.021 U	0.017 U	0.018 U	0.018 U	0.032 U	0.022 U	-	-
4-Methyl-2-pentanone (MIBK)	mg/kg	0.0077 U	0.024 U	0.021 U	0.017 U	0.018 U	0.018 U	0.032 U	0.022 U	0.01 U	0.01 U
Methylene chloride	mg/kg	0.0019 U	0.0061 U	0.0052 U	0.0041 U	0.0045 U	0.0044 U	0.0079 U	0.0055 U	0.01 U	0.01 U
Styrene	mg/kg	0.0019 U	0.0061 U	0.0052 U	0.0041 U	0.0045 U	0.00015 J	0.0079 U	0.0055 U	0.01 U	0.01 U
1,1,2,2-Tetrachloroethane	mg/kg	0.0019 U	0.0061 U	0.0052 U	0.0041 U	0.0045 U	0.0044 U	0.0079 U	0.0055 U	0.01 U	0.01 U
Tetrachloroethene	mg/kg	0.0019 U	0.0061 U	0.0052 U	0.0041 U	0.0045 U	0.0044 U	0.0079 U	0.0055 U	**0.065**[a]	0.035

APPENDIX G.1

SOIL QUALITY DATA
RFI REPORT
FORMER MANUAL TRANSMISSIONS OF MUNCIE FACILITY
MUNCIE, INDIANA

AOI		*AOI 32*	*AOI 32*	*AOI 32*	*AOI 32*	*AOI 32*	*AOI 32*	*AOI 32*	*AOI 32*	*AOI 36*	*AOI 36*
Sample Location		*BH87-11*	*BH46-13*	*BH47-13*	*BH46-13*	*BH47-13*	*BH47-13*	*BH49-13*	*BH49-13*	*MW-34*	*MW-35*
Sample Identification		*S-017324-120211-TP-199*	*S-021813-SM-123*	*S-021813-SM-119*	*S-021813-SM-124*	*S-021813-SM-120*	*S-021813-SM-121*	*S-021913-SM-148*	*S-021913-SM-149*	*MW-34*	*MW-35*
Sample Date		*12/2/2011*	*2/18/2013*	*2/18/2013*	*2/18/2013*	*2/18/2013*	*2/18/2013*	*2/19/2013*	*2/19/2013*	*7/1/1999*	*7/1/1999*
Sample Depth		*(9-11) ft BGS*	*(0-2.5) ft BGS*	*(2.5-5) ft BGS*	*(7.5-10) ft BGS*	*(7.5-10) ft BGS*	*(7.5-10) ft BGS*	*(0-2.5) ft BGS*	*(7.5-10) ft BGS*	*(9-11) ft BGS*	*(9-11) ft BGS*
Sample Type	*Units*						*Duplicate*				
VOCs (Continued)											
Toluene	mg/kg	0.00015 J	0.0061 U	0.00038 J	0.00035 J	0.0045 U	0.0044 U	0.0079 U	0.0055 U	0.01 U	0.01 U
1,2,4-Trichlorobenzene	mg/kg	0.0019 U	0.0061 U	0.0052 U	0.0041 U	0.0045 U	0.0044 U	0.0079 U	0.0055 U	-	-
Trichloroethane	mg/kg	-	-	-	-	-	-	-	-	-	-
1,1,1-Trichloroethane	mg/kg	0.0019 U	0.0061 U	0.0052 U	0.0041 U	0.0045 U	0.0044 U	0.0079 U	0.0055 U	0.01 U	0.01 U
1,1,2-Trichloroethane	mg/kg	0.0019 U	0.0061 U	0.0052 U	0.0041 U	0.0045 U	0.0044 U	0.0079 U	0.0055 U	0.01 U	0.01 U
Trichloroethene	mg/kg	0.019	0.0061 U	0.0052 U	0.0041 U	0.0045 U	0.0044 U	0.0079 U	0.0055 U	0.01 U	0.01 U
Trichlorofluoromethane (CFC-11)	mg/kg	0.0019 U	0.002 J	0.0052 U	0.0041 U	0.0045 U	0.0044 U	0.0079 U	0.0055 U	-	-
Trifluorotrichloroethane (Freon 113)	mg/kg	0.0019 U	0.0061 U	0.0052 U	0.0041 U	0.0045 U	0.0044 U	0.0079 U	0.0055 U	-	-
Vinyl acetate	mg/kg	-	-	-	-	-	-	-	-	0.1 U	0.1 U
Vinyl chloride	mg/kg	0.0019 U	0.0061 U	0.0052 U	0.0041 U	0.0045 U	0.0044 U	0.0079 U	0.0055 U	0.01 U	0.01 U
Xylenes (total)	mg/kg	0.0038 U	0.012 U	0.01 U	0.0083 U	0.009 U	0.0088 U	0.016 U	0.011 U	0.01 U	0.01 U
Semi-Volatile Organic Compounds (SVOCs)											
Acenaphthene	mg/kg	0.0077 U	-	-	-	-	-	-	-	-	-
Acenaphthylene	mg/kg	0.0077 U	-	-	-	-	-	-	-	-	-
Acetophenone	mg/kg	0.11 U	-	-	-	-	-	-	-	-	-
Anthracene	mg/kg	0.0077 U	-	-	-	-	-	-	-	-	-
Atrazine	mg/kg	0.23 U	-	-	-	-	-	-	-	-	-
Benzaldehyde	mg/kg	0.11 U	-	-	-	-	-	-	-	-	-
Benzo(a)anthracene	mg/kg	0.0077 U	-	-	-	-	-	-	-	-	-
Benzo(a)pyrene	mg/kg	0.0077 U	-	-	-	-	-	-	-	-	-
Benzo(b)fluoranthene	mg/kg	0.0077 U	-	-	-	-	-	-	-	-	-
Benzo(g,h,i)perylene	mg/kg	0.0077 U	-	-	-	-	-	-	-	-	-
Benzo(k)fluoranthene	mg/kg	0.0077 U	-	-	-	-	-	-	-	-	-
Benzoic acid	mg/kg	-	-	-	-	-	-	-	-	-	-
Biphenyl (1,1-Biphenyl)	mg/kg	0.057 U	-	-	-	-	-	-	-	-	-
4-Bromophenyl phenyl ether	mg/kg	0.057 U	-	-	-	-	-	-	-	-	-
Butyl benzylphthalate (BBP)	mg/kg	0.057 U	-	-	-	-	-	-	-	-	-
Caprolactam	mg/kg	0.38 U	-	-	-	-	-	-	-	-	-
Carbazole	mg/kg	0.057 U	-	-	-	-	-	-	-	-	-
4-Chloro-3-methylphenol	mg/kg	0.17 U	-	-	-	-	-	-	-	-	-
4-Chloroaniline	mg/kg	0.17 U	-	-	-	-	-	-	-	-	-
bis(2-Chloroethoxy)methane	mg/kg	0.11 U	-	-	-	-	-	-	-	-	-
bis(2-Chloroethyl)ether	mg/kg	0.11 U	-	-	-	-	-	-	-	-	-
2-Chloronaphthalene	mg/kg	0.057 U	-	-	-	-	-	-	-	-	-
2-Chlorophenol	mg/kg	0.057 U	-	-	-	-	-	-	-	-	-
4-Chlorophenyl phenyl ether	mg/kg	0.057 U	-	-	-	-	-	-	-	-	-
Chrysene	mg/kg	0.0077 U	-	-	-	-	-	-	-	-	-
Dibenz(a,h)anthracene	mg/kg	0.0077 U	-	-	-	-	-	-	-	-	-
Dibenzofuran	mg/kg	0.057 U	-	-	-	-	-	-	-	-	-
1,2-Dichlorobenzene	mg/kg	-	-	-	-	-	-	-	-	-	-
1,3-Dichlorobenzene	mg/kg	-	-	-	-	-	-	-	-	-	-
1,4-Dichlorobenzene	mg/kg	-	-	-	-	-	-	-	-	-	-
3,3'-Dichlorobenzidine	mg/kg	0.11 U	-	-	-	-	-	-	-	-	-
2,4-Dichlorophenol	mg/kg	0.17 U	-	-	-	-	-	-	-	-	-
Diethyl phthalate	mg/kg	0.057 U	-	-	-	-	-	-	-	-	-

APPENDIX G.1

SOIL QUALITY DATA
RFI REPORT
FORMER MANUAL TRANSMISSIONS OF MUNCIE FACILITY
MUNCIE, INDIANA

AOI		*AOI 32*	*AOI 32*	*AOI 32*	*AOI 32*	*AOI 32*	*AOI 32*	*AOI 32*	*AOI 32*	*AOI 36*	*AOI 36*
Sample Location		*BH87-11*	*BH46-13*	*BH47-13*	*BH46-13*	*BH47-13*	*BH47-13*	*BH49-13*	*BH49-13*	*MW-34*	*MW-35*
Sample Identification		*S-017324-120211-TP-199*	*S-021813-SM-123*	*S-021813-SM-119*	*S-021813-SM-124*	*S-021813-SM-120*	*S-021813-SM-121*	*S-021913-SM-148*	*S-021913-SM-149*	*MW-34*	*MW-35*
Sample Date		*12/2/2011*	*2/18/2013*	*2/18/2013*	*2/18/2013*	*2/18/2013*	*2/18/2013*	*2/19/2013*	*2/19/2013*	*7/1/1999*	*7/1/1999*
Sample Depth		*(9-11) ft BGS*	*(0-2.5) ft BGS*	*(2.5-5) ft BGS*	*(7.5-10) ft BGS*	*(7.5-10) ft BGS*	*(7.5-10) ft BGS*	*(0-2.5) ft BGS*	*(7.5-10) ft BGS*	*(9-11) ft BGS*	*(9-11) ft BGS*
Sample Type	*Units*						*Duplicate*				
SVOCs (Continued)											
Dimethyl phthalate	mg/kg	0.057 U	-	-	-	-	-	-	-	-	-
2,4-Dimethylphenol	mg/kg	0.17 U	-	-	-	-	-	-	-	-	-
Di-n-butylphthalate (DBP)	mg/kg	0.057 U	-	-	-	-	-	-	-	-	-
4,6-Dinitro-2-methylphenol	mg/kg	R	-	-	-	-	-	-	-	-	-
2,4-Dinitrophenol	mg/kg	R	-	-	-	-	-	-	-	-	-
2,4-Dinitrotoluene	mg/kg	0.23 U	-	-	-	-	-	-	-	-	-
2,6-Dinitrotoluene	mg/kg	0.23 U	-	-	-	-	-	-	-	-	-
Di-n-octyl phthalate (DnOP)	mg/kg	0.057 U	-	-	-	-	-	-	-	-	-
bis(2-Ethylhexyl)phthalate (DEHP)	mg/kg	0.057 U	-	-	-	-	-	-	-	-	-
Fluoranthene	mg/kg	0.0077 U	-	-	-	-	-	-	-	-	-
Fluorene	mg/kg	0.0077 U	-	-	-	-	-	-	-	-	-
Hexachlorobenzene	mg/kg	0.0077 U	-	-	-	-	-	-	-	-	-
Hexachlorobutadiene	mg/kg	0.057 U	-	-	-	-	-	-	-	-	-
Hexachlorocyclopentadiene	mg/kg	0.38 U	-	-	-	-	-	-	-	-	-
Hexachloroethane	mg/kg	0.057 U	-	-	-	-	-	-	-	-	-
Indeno(1,2,3-cd)pyrene	mg/kg	0.0077 U	-	-	-	-	-	-	-	-	-
Isophorone	mg/kg	0.057 U	-	-	-	-	-	-	-	-	-
2-Methylnaphthalene	mg/kg	0.0077 U	-	-	-	-	-	-	-	-	-
2-Methylphenol	mg/kg	0.23 U	-	-	-	-	-	-	-	-	-
3&4-Methylphenol	mg/kg	0.46 U	-	-	-	-	-	-	-	-	-
4-Methylphenol	mg/kg	-	-	-	-	-	-	-	-	-	-
Naphthalene	mg/kg	0.0077 U	-	-	-	-	-	-	-	-	-
2-Nitroaniline	mg/kg	0.23 U	-	-	-	-	-	-	-	-	-
3-Nitroaniline	mg/kg	0.23 U	-	-	-	-	-	-	-	-	-
4-Nitroaniline	mg/kg	0.23 U	-	-	-	-	-	-	-	-	-
Nitrobenzene	mg/kg	0.11 U	-	-	-	-	-	-	-	-	-
2-Nitrophenol	mg/kg	0.057 U	-	-	-	-	-	-	-	-	-
4-Nitrophenol	mg/kg	R	-	-	-	-	-	-	-	-	-
N-Nitrosodi-n-propylamine	mg/kg	0.057 U	-	-	-	-	-	-	-	-	-
N-Nitrosodiphenylamine	mg/kg	0.057 U	-	-	-	-	-	-	-	-	-
N-Nitrosodimethylamine	mg/kg	-	-	-	-	-	-	-	-	-	-
2,2'-Oxybis(1-chloropropane)	mg/kg	0.11 U	-	-	-	-	-	-	-	-	-
Pentachlorophenol	mg/kg	R	-	-	-	-	-	-	-	-	-
Phenanthrene	mg/kg	0.0077 U	-	-	-	-	-	-	-	-	-
Phenol	mg/kg	0.057 U	-	-	-	-	-	-	-	-	-
Pyrene	mg/kg	0.0077 U	-	-	-	-	-	-	-	-	-
1,2,4-Trichlorobenzene	mg/kg	-	-	-	-	-	-	-	-	-	-
2,4,5-Trichlorophenol	mg/kg	0.17 U	-	-	-	-	-	-	-	-	-
2,4,6-Trichlorophenol	mg/kg	0.17 U	-	-	-	-	-	-	-	-	-

APPENDIX G.1

SOIL QUALITY DATA
RFI REPORT
FORMER MANUAL TRANSMISSIONS OF MUNCIE FACILITY
MUNCIE, INDIANA

AOI		*AOI 32*	*AOI 32*	*AOI 32*	*AOI 32*	*AOI 32*	*AOI 32*	*AOI 32*	*AOI 32*	*AOI 36*	*AOI 36*
Sample Location		*BH87-11*	*BH46-13*	*BH47-13*	*BH46-13*	*BH47-13*	*BH47-13*	*BH49-13*	*BH49-13*	*MW-34*	*MW-35*
Sample Identification		*S-017324-120211-TP-199*	*S-021813-SM-123*	*S-021813-SM-119*	*S-021813-SM-124*	*S-021813-SM-120*	*S-021813-SM-121*	*S-021913-SM-148*	*S-021913-SM-149*	*MW-34*	*MW-35*
Sample Date		*12/2/2011*	*2/18/2013*	*2/18/2013*	*2/18/2013*	*2/18/2013*	*2/18/2013*	*2/19/2013*	*2/19/2013*	*7/1/1999*	*7/1/1999*
Sample Depth		*(9-11) ft BGS*	*(0-2.5) ft BGS*	*(2.5-5) ft BGS*	*(7.5-10) ft BGS*	*(7.5-10) ft BGS*	*(7.5-10) ft BGS*	*(0-2.5) ft BGS*	*(7.5-10) ft BGS*	*(9-11) ft BGS*	*(9-11) ft BGS*
Sample Type	*Units*						*Duplicate*				
Polychlorinated Biphenyls (PCBs)											
Aroclor-1016 (PCB-1016)	mg/kg	0.038 U	-	-	-	-	-	-	-	-	-
Aroclor-1221 (PCB-1221)	mg/kg	0.038 U	-	-	-	-	-	-	-	-	-
Aroclor-1232 (PCB-1232)	mg/kg	0.038 U	-	-	-	-	-	-	-	-	-
Aroclor-1242 (PCB-1242)	mg/kg	0.038 U	-	-	-	-	-	-	-	-	-
Aroclor-1248 (PCB-1248)	mg/kg	0.038 U	-	-	-	-	-	-	-	-	-
Aroclor-1254 (PCB-1254)	mg/kg	0.038 U	-	-	-	-	-	-	-	-	-
Aroclor-1260 (PCB-1260)	mg/kg	0.038 U	-	-	-	-	-	-	-	-	-
Total PCBs	mg/kg	ND	-	-	-	-	-	-	-	-	-
Total Petroleum Hydrocarbons (TPH)											
Total Petroleum Hydrocarbons - Diesel	mg/kg	-	-	-	-	-	-	-	-	-	-
Total Petroleum Hydrocarbons - Gas	mg/kg	-	-	-	-	-	-	-	-	-	-
Total Petroleum Hydrocarbons - Oil	mg/kg	-	-	-	-	-	-	-	-	-	-
Total Petroleum Hydrocarbons	mg/kg	-	-	-	-	-	-	-	-	-	-
Total Petroleum Hydrocarbons - Purgeable (GRO)	mg/kg	-	-	-	-	-	-	-	-	-	-
Total Petroleum Hydrocarbons (C10-C20)	mg/kg	-	-	-	-	-	-	-	-	-	-
Total Petroleum Hydrocarbons (C20-C34)	mg/kg	-	-	-	-	-	-	-	-	-	-
Total Petroleum Hydrocarbons (C6-C10) GRO	mg/kg	-	-	-	-	-	-	-	-	-	-
Metals											
Aluminum	mg/kg	7100	-	-	-	-	-	-	-	-	-
Antimony	mg/kg	0.69 J	-	-	-	-	-	-	-	-	-
Arsenic	mg/kg	**7.6**[a]	-	-	-	-	-	-	-	-	-
Barium	mg/kg	66	-	-	-	-	-	-	-	-	-
Beryllium	mg/kg	0.31 J	-	-	-	-	-	-	-	-	-
Cadmium	mg/kg	0.18 J	-	-	-	-	-	-	-	-	-
Calcium	mg/kg	49000	-	-	-	-	-	-	-	-	-
Chromium	mg/kg	11	-	-	-	-	-	-	-	-	-
Chromium VI (hexavalent)	mg/kg	-	-	-	-	-	-	-	-	-	-
Cobalt	mg/kg	**9.6**[a]	-	-	-	-	-	-	-	-	-
Copper	mg/kg	17	-	-	-	-	-	-	-	-	-
Iron	mg/kg	**18000**[a]	-	-	-	-	-	-	-	-	-
Lead	mg/kg	10	-	-	-	-	-	-	-	-	-
Magnesium	mg/kg	36000	-	-	-	-	-	-	-	-	-
Manganese	mg/kg	**480**[a]	-	-	-	-	-	-	-	-	-
Mercury	mg/kg	0.11 U	-	-	-	-	-	-	-	-	-
Nickel	mg/kg	21	-	-	-	-	-	-	-	-	-
Potassium	mg/kg	1400	-	-	-	-	-	-	-	-	-
Selenium	mg/kg	0.56 U	-	-	-	-	-	-	-	-	-
Silver	mg/kg	0.56 U	-	-	-	-	-	-	-	-	-
Sodium	mg/kg	92 J	-	-	-	-	-	-	-	-	-
Thallium	mg/kg	1.1	-	-	-	-	-	-	-	-	-
Vanadium	mg/kg	18	-	-	-	-	-	-	-	-	-
Zinc	mg/kg	45	-	-	-	-	-	-	-	-	-

APPENDIX G.1

SOIL QUALITY DATA
RFI REPORT
FORMER MANUAL TRANSMISSIONS OF MUNCIE FACILITY
MUNCIE, INDIANA

AOI		*AOI 32*	*AOI 32*	*AOI 32*	*AOI 32*	*AOI 32*	*AOI 32*	*AOI 32*	*AOI 32*	*AOI 36*	*AOI 36*
Sample Location		*BH87-11*	*BH46-13*	*BH47-13*	*BH46-13*	*BH47-13*	*BH47-13*	*BH49-13*	*BH49-13*	*MW-34*	*MW-35*
Sample Identification		*S-017324-120211-TP-199*	*S-021813-SM-123*	*S-021813-SM-119*	*S-021813-SM-124*	*S-021813-SM-120*	*S-021813-SM-121*	*S-021913-SM-148*	*S-021913-SM-149*	*MW-34*	*MW-35*
Sample Date		*12/2/2011*	*2/18/2013*	*2/18/2013*	*2/18/2013*	*2/18/2013*	*2/18/2013*	*2/19/2013*	*2/19/2013*	*7/1/1999*	*7/1/1999*
Sample Depth		*(9-11) ft BGS*	*(0-2.5) ft BGS*	*(2.5-5) ft BGS*	*(7.5-10) ft BGS*	*(7.5-10) ft BGS*	*(7.5-10) ft BGS*	*(0-2.5) ft BGS*	*(7.5-10) ft BGS*	*(9-11) ft BGS*	*(9-11) ft BGS*
Sample Type	*Units*						*Duplicate*				
General Chemistry											
Carbonate (as CaCO3)	mg/kg	-	-	-	-	-	-	-	-	-	-
Chloride	mg/kg	-	-	-	-	-	-	-	-	-	-
Chloride	s.u.	-	-	-	-	-	-	-	-	-	-
Cyanide (total)	mg/kg	-	-	-	-	-	-	-	-	-	-
N-Hexane extractable material	mg/kg	-	-	-	-	-	-	-	-	-	-
Percent moisture	%	-	-	-	-	-	-	-	-	-	-
pH	s.u.	-	-	-	-	-	-	-	-	-	-
Saturated aliphatic hydrocarbons	mg/kg	-	-	-	-	-	-	-	-	-	-
Sulfate	mg/kg	-	-	-	-	-	-	-	-	-	-
Total solids	%	-	-	-	-	-	-	-	-	-	-

Notes
mg/kg - Milligrams per kilogram
"-" - No value
U - Not detected at the associated reporting limit
J - Estimated concentration
UJ - Not detected; associated reporting limit is estimated
R - Rejected
s.u. - Standard units
nc - No criteria
ND - Non Detect (calculation)
BOLD[abc] Concentration exceeds associated screening level
IDEM Appendix A: Screening Levels Remedation Closure Guide - March 25, 2014
a - Exceeds IDEM residential migration to ground water screening levels
b - Exceeds IDEM commercial/industrial direct contact screening levels
c - Exceeds IDEM excavation direct contact screening levels

APPENDIX G.1

SOIL QUALITY DATA
RFI REPORT
FORMER MANUAL TRANSMISSIONS OF MUNCIE FACILITY
MUNCIE, INDIANA

AOI		*AOI 36*	*AOI 36*	*AOI 36*	*AOI 36*	*NA*	*NA*	*NA*	*NA*	*NA*	*NA*	*NA*	*NA*	*NA*
Sample Location		*MW-36*	*MW-35*	*MW-36*	*MW-37*	*MW-1*	*MW-1*	*MW-1*	*MW-1*	*MW-13*	*MW-13*	*MW-14*	*MW-14*	*MW-15*
Sample Identification		*MW-36*	*MW-35*	*MW-36*	*MW-37*	*MW-1*	*MW-1 (Dup)*	*MW-1*	*MW-1*	*MW-13*	*MW-13*	*MW-14*	*MW-14*	*MW-15*
Sample Date		*7/1/1999*	*7/1/1999*	*7/1/1999*	*7/1/1999*	*1/1/1988*	*1/1/1988*	*1/1/1988*	*1/1/1988*	*1/1/1989*	*1/1/1989*	*1/1/1990*	*1/1/1990*	*5/16/1990*
Sample Depth		*(9-11) ft BGS*	*(18-20) ft BGS*	*(18-20) ft BGS*	*(18-20) ft BGS*	*(0-5) ft BGS*	*(0-5) ft BGS*	*(5-10) ft BGS*	*(10-15) ft BGS*	*(8-10) ft BGS*	*(13-15) ft BGS*	*(4-6) ft BGS*	*(13-15) ft BGS*	*(9-11) ft BGS*
Sample Type	*Units*						*Duplicate*							
Volatile Organic Compounds (VOCs)														
Acetone	mg/kg	0.01 U	0.01 U	0.01 U	0.053 U	0.12	0.12	0.09	0.12	0.04	0.05	0.05	0.03	0.012
Benzene	mg/kg	0.01 U	0.01 U	0.01 U	0.053 U	0.006 U	0.006 U	0.006 U	0.006 U	U	U	U	U	0.002 U
Benzyl alcohol	mg/kg	-	-	-	-	-	-	-	-	-	-	-	-	-
Bromodichloromethane	mg/kg	0.01 U	0.01 U	0.01 U	0.053 U	0.006 U	0.006 U	0.006 U	0.006 U	-	-	-	-	0.002 U
Bromoform	mg/kg	0.01 U	0.01 U	0.01 U	0.053 U	0.006 U	0.006 U	0.006 U	0.006 U	-	-	-	-	0.002 U
Bromomethane (Methyl bromide)	mg/kg	0.01 U	0.01 U	0.01 U	0.053 U	0.01 U	0.01 U	0.01 U	0.01 U	-	-	-	-	0.002 U
2-Butanone (Methyl ethyl ketone) (MEK)	mg/kg	0.01 U	0.01 U	0.01 U	0.053 U	0.01 U	0.01 U	0.01 U	0.01 U	U	U	U	U	0.01 U
Carbon disulfide	mg/kg	0.01 U	0.01 U	0.01 U	0.053 U	0.006 U	0.006 U	0.006 U	0.006 U	U	U	0.011	0.008	0.002 U
Carbon tetrachloride	mg/kg	0.01 U	0.01 U	0.01 U	0.053 U	0.006 U	0.006 U	0.006 U	0.006 U	U	U	U	U	0.002 U
4-Chloroaniline	mg/kg	-	-	-	-	-	-	-	-	-	-	-	-	-
Chlorobenzene	mg/kg	0.01 U	0.01 U	0.01 U	0.053 U	0.006 U	0.006 U	0.006 U	0.006 U	U	U	U	U	0.002 U
Chloroethane	mg/kg	0.01 U	0.01 U	0.01 U	0.053 U	0.01 U	0.01 U	0.01 U	0.01 U	-	-	-	-	0.002 U
2-Chloroethyl vinyl ether	mg/kg	-	-	-	-	0.01 U	0.01 U	0.01 U	0.01 U	-	-	-	-	U
Chloroform (Trichloromethane)	mg/kg	0.01 U	0.01 U	0.01 U	0.053 U	0.006 U	0.006 U	0.006 U	0.006 U	U	U	U	U	0.004
Chloromethane (Methyl chloride)	mg/kg	0.01 U	0.01 U	0.01 U	0.053 U	0.01 U	0.01 U	0.01 U	0.01 U	-	-	-	-	0.002 U
Cyclohexane	mg/kg	-	-	-	-	-	-	-	-	-	-	-	-	U
Dibenzofuran	mg/kg	-	-	-	-	-	-	-	-	-	-	-	-	-
1,2-Dibromo-3-chloropropane (DBCP)	mg/kg	-	-	-	-	-	-	-	-	-	-	-	-	U
Dibromochloromethane	mg/kg	0.01 U	0.01 U	0.01 U	0.053 U	0.006 U	0.006 U	0.006 U	0.006 U	-	-	-	-	0.002 U
1,2-Dibromoethane (Ethylene dibromide)	mg/kg	-	-	-	-	-	-	-	-	-	-	-	-	U
1,2-Dichlorobenzene	mg/kg	-	-	-	-	0.4 U	0.4 U	0.4 U	0.4 U	-	-	-	-	0.002 U
1,3-Dichlorobenzene	mg/kg	-	-	-	-	0.4 U	0.4 U	0.4 U	0.4 U	-	-	-	-	0.002 U
1,4-Dichlorobenzene	mg/kg	-	-	-	-	0.4 U	0.4 U	0.4 U	0.4 U	-	-	-	-	0.002 U
Dichlorodifluoromethane (CFC-12)	mg/kg	-	-	-	-	-	-	-	-	-	-	-	-	U
Dichloroethane	mg/kg	-	-	-	-	-	-	-	-	-	-	-	-	-
1,1-Dichloroethane	mg/kg	0.01 U	0.01 U	0.01 U	0.053 U	0.006 U	0.006 U	0.006 U	0.006 U	U	U	U	U	0.002 U
1,2-Dichloroethane	mg/kg	0.01 U	0.01 U	0.01 U	0.053 U	0.006 U	0.006 U	0.006 U	0.006 U	-	-	-	-	0.002 U
Dichloroethene	mg/kg	-	-	-	-	-	-	-	-	-	-	-	-	-
1,2-Dichloroethene (total)	mg/kg	-	-	-	-	-	-	-	-	-	-	-	-	0.002 U
1,1-Dichloroethene	mg/kg	0.01 U	0.01 U	0.01 U	0.053 U	0.006 U	0.006 U	0.006 U	0.006 U	-	-	-	-	0.002 U
cis-1,2-Dichloroethene	mg/kg	0.01 U	0.01 U	0.01 U	0.053 U	-	-	-	-	U	U	U	U	U
trans-1,2-Dichloroethene	mg/kg	0.01 U	0.01 U	0.01 U	0.053 U	0.006 U	0.006 U	0.006 U	0.006 U	-	-	-	-	U
1,2-Dichloropropane	mg/kg	0.01 U	0.01 U	0.01 U	0.053 U	0.006 U	0.006 U	0.006 U	0.006 U	-	-	-	-	0.002 U
cis-1,3-Dichloropropene	mg/kg	0.01 U	0.01 U	0.01 U	0.053 U	0.006 U	0.006 U	0.006 U	0.006 U	-	-	-	-	0.002 U
trans-1,3-Dichloropropene	mg/kg	0.01 U	0.01 U	0.01 U	0.053 U	0.006 U	0.006 U	0.006 U	0.006 U	-	-	-	-	0.002 U
Ethylbenzene	mg/kg	0.01 U	0.01 U	0.01 U	0.053 U	0.006 U	0.006 U	0.006 U	0.006 U	U	U	U	U	0.002 U
2-Hexanone	mg/kg	0.1 U	0.1 U	0.1 U	0.53 U	0.01 U	0.01 U	0.01 U	0.01 U	-	-	-	-	0.002 U
Isopropyl benzene	mg/kg	-	-	-	-	-	-	-	-	-	-	-	-	U
Methyl acetate	mg/kg	-	-	-	-	-	-	-	-	-	-	-	-	U
Methyl cyclohexane	mg/kg	-	-	-	-	-	-	-	-	-	-	-	-	U
Methyl tert butyl ether (MTBE)	mg/kg	-	-	-	-	-	-	-	-	-	-	-	-	U
4-Methyl-2-pentanone (MIBK)	mg/kg	0.01 U	0.01 U	0.01 U	0.053 U	0.01 U	0.01 U	0.01 U	0.01 U	U	U	U	U	0.002 U
Methylene chloride	mg/kg	0.01 U	0.01 U	0.01 U	0.053 U	0.006 U	0.006 U	0.006 U	0.006 U	U	U	**0.044**[a]	**0.037**[a]	0.002
Styrene	mg/kg	0.01 U	0.01 U	0.01 U	0.053 U	0.006 U	0.006 U	0.006 U	0.006 U	-	-	-	-	0.002 U
1,1,2,2-Tetrachloroethane	mg/kg	0.01 U	0.01 U	0.01 U	0.053 U	0.006 U	0.006 U	0.006 U	0.006 U	U	U	U	U	0.002 U
Tetrachloroethene	mg/kg	0.01 U	0.027	0.01 U	**0.44**[a]	0.006 U	0.006 U	0.006 U	0.006 U	U	U	U	U	**0.38**[a]

APPENDIX G.1

SOIL QUALITY DATA
RFI REPORT
FORMER MANUAL TRANSMISSIONS OF MUNCIE FACILITY
MUNCIE, INDIANA

AOI		*AOI 36*	*AOI 36*	*AOI 36*	*AOI 36*	*NA*	*NA*	*NA*	*NA*	*NA*	*NA*	*NA*	*NA*	*NA*
Sample Location		*MW-36*	*MW-35*	*MW-36*	*MW-37*	*MW-1*	*MW-1*	*MW-1*	*MW-1*	*MW-13*	*MW-13*	*MW-14*	*MW-14*	*MW-15*
Sample Identification		*MW-36*	*MW-35*	*MW-36*	*MW-37*	*MW-1*	*MW-1 (Dup)*	*MW-1*	*MW-1*	*MW-13*	*MW-13*	*MW-14*	*MW-14*	*MW-15*
Sample Date		*7/1/1999*	*7/1/1999*	*7/1/1999*	*7/1/1999*	*1/1/1988*	*1/1/1988*	*1/1/1988*	*1/1/1988*	*1/1/1989*	*1/1/1989*	*1/1/1990*	*1/1/1990*	*5/16/1990*
Sample Depth		*(9-11) ft BGS*	*(18-20) ft BGS*	*(18-20) ft BGS*	*(18-20) ft BGS*	*(0-5) ft BGS*	*(0-5) ft BGS*	*(5-10) ft BGS*	*(10-15) ft BGS*	*(8-10) ft BGS*	*(13-15) ft BGS*	*(4-6) ft BGS*	*(13-15) ft BGS*	*(9-11) ft BGS*
Sample Type	*Units*						*Duplicate*							
VOCs (Continued)														
Toluene	mg/kg	0.01 U	0.01 U	0.01 U	0.053 U	0.006 U	0.006 U	0.006 U	0.006 U	U	U	0.019	0.017	0.002 U
1,2,4-Trichlorobenzene	mg/kg	-	-	-	-	0.4 U	0.4 U	0.4 U	0.4 U	-	-	-	-	U
Trichloroethane	mg/kg	-	-	-	-	-	-	-	-	-	-	-	-	-
1,1,1-Trichloroethane	mg/kg	0.01 U	0.01 U	0.01 U	0.053 U	0.006 U	0.006 U	0.006 U	0.006 U	U	U	U	U	0.002 U
1,1,2-Trichloroethane	mg/kg	0.01 U	0.01 U	0.01 U	0.053 U	0.006 U	0.006 U	0.006 U	0.006 U	U	U	U	U	0.002 U
Trichloroethene	mg/kg	0.01 U	0.01 U	0.01 U	0.053 U	0.006 U	0.006 U	0.006 U	0.006 U	0.01	U	U	U	0.002 U
Trichlorofluoromethane (CFC-11)	mg/kg	-	-	-	-	-	-	-	-	-	-	-	-	0.002 U
Trifluorotrichloroethane (Freon 113)	mg/kg	-	-	-	-	-	-	-	-	-	-	-	-	U
Vinyl acetate	mg/kg	0.1 U	0.1 U	0.1 U	0.53 U	0.01 U	0.01 U	0.01 U	0.01 U	-	-	-	-	0.002 U
Vinyl chloride	mg/kg	0.01 U	0.01 U	0.01 U	0.053 U	0.01 U	0.01 U	0.01 U	0.01 U	-	-	-	-	0.002 U
Xylenes (total)	mg/kg	0.01 U	0.01 U	0.01 U	0.053 U	0.006 U	0.006 U	0.006 U	0.006 U	U	U	0.008	U	0.002 U
Semi-Volatile Organic Compounds (SVOCs)														
Acenaphthene	mg/kg	-	-	-	-	0.4 U	0.4 U	0.4 U	0.4 U	-	-	-	-	-
Acenaphthylene	mg/kg	-	-	-	-	0.4 U	0.4 U	0.4 U	0.4 U	-	-	-	-	-
Acetophenone	mg/kg	-	-	-	-	-	-	-	-	-	-	-	-	-
Anthracene	mg/kg	-	-	-	-	0.4 U	0.4 U	0.4 U	0.4 U	-	-	-	-	-
Atrazine	mg/kg	-	-	-	-	-	-	-	-	-	-	-	-	-
Benzaldehyde	mg/kg	-	-	-	-	-	-	-	-	-	-	-	-	-
Benzo(a)anthracene	mg/kg	-	-	-	-	0.4 U	0.4 U	0.4 U	0.4 U	-	-	-	-	-
Benzo(a)pyrene	mg/kg	-	-	-	-	0.4 U	0.4 U	0.4 U	0.4 U	-	-	-	-	-
Benzo(b)fluoranthene	mg/kg	-	-	-	-	0.4 U	0.4 U	0.4 U	0.4 U	-	-	-	-	-
Benzo(g,h,i)perylene	mg/kg	-	-	-	-	0.4 U	0.4 U	0.4 U	0.4 U	-	-	-	-	-
Benzo(k)fluoranthene	mg/kg	-	-	-	-	0.4 U	0.4 U	0.4 U	0.4 U	-	-	-	-	-
Benzoic acid	mg/kg	-	-	-	-	2 U	2 U	2 U	2 U	-	-	-	-	-
Biphenyl (1,1-Biphenyl)	mg/kg	-	-	-	-	-	-	-	-	-	-	-	-	-
4-Bromophenyl phenyl ether	mg/kg	-	-	-	-	0.4 U	0.4 U	0.4 U	0.4 U	-	-	-	-	-
Butyl benzylphthalate (BBP)	mg/kg	-	-	-	-	0.4 U	0.4 U	0.4 U	0.4 U	-	-	-	-	-
Caprolactam	mg/kg	-	-	-	-	-	-	-	-	-	-	-	-	-
Carbazole	mg/kg	-	-	-	-	-	-	-	-	-	-	-	-	-
4-Chloro-3-methylphenol	mg/kg	-	-	-	-	0.4 U	0.4 U	0.4 U	0.4 U	-	-	-	-	-
4-Chloroaniline	mg/kg	-	-	-	-	-	-	-	-	-	-	-	-	-
bis(2-Chloroethoxy)methane	mg/kg	-	-	-	-	0.4 U	0.4 U	0.4 U	0.4 U	-	-	-	-	-
bis(2-Chloroethyl)ether	mg/kg	-	-	-	-	0.4 U	0.4 U	0.4 U	0.4 U	-	-	-	-	-
2-Chloronaphthalene	mg/kg	-	-	-	-	0.4 U	0.4 U	0.4 U	0.4 U	-	-	-	-	-
2-Chlorophenol	mg/kg	-	-	-	-	0.4 U	0.4 U	0.4 U	0.4 U	-	-	-	-	-
4-Chlorophenyl phenyl ether	mg/kg	-	-	-	-	0.4 U	0.4 U	0.4 U	0.4 U	-	-	-	-	-
Chrysene	mg/kg	-	-	-	-	0.4 U	0.4 U	0.4 U	0.4 U	-	-	-	-	-
Dibenz(a,h)anthracene	mg/kg	-	-	-	-	0.4 U	0.4 U	0.4 U	0.4 U	-	-	-	-	-
Dibenzofuran	mg/kg	-	-	-	-	-	-	-	-	-	-	-	-	-
1,2-Dichlorobenzene	mg/kg	-	-	-	-	-	-	-	-	-	-	-	-	-
1,3-Dichlorobenzene	mg/kg	-	-	-	-	-	-	-	-	-	-	-	-	-
1,4-Dichlorobenzene	mg/kg	-	-	-	-	-	-	-	-	-	-	-	-	-
3,3'-Dichlorobenzidine	mg/kg	-	-	-	-	0.8 U	0.8 U	0.8 U	0.8 U	-	-	-	-	-
2,4-Dichlorophenol	mg/kg	-	-	-	-	0.4 U	0.4 U	0.4 U	0.4 U	-	-	-	-	-
Diethyl phthalate	mg/kg	-	-	-	-	0.4 U	0.4 U	0.4 U	0.4 U	-	-	-	-	-

APPENDIX G.1

SOIL QUALITY DATA
RFI REPORT
FORMER MANUAL TRANSMISSIONS OF MUNCIE FACILITY
MUNCIE, INDIANA

AOI		*AOI 36*	*AOI 36*	*AOI 36*	*AOI 36*	*NA*	*NA*	*NA*	*NA*	*NA*	*NA*	*NA*	*NA*	*NA*
Sample Location		*MW-36*	*MW-35*	*MW-36*	*MW-37*	*MW-1*	*MW-1*	*MW-1*	*MW-1*	*MW-13*	*MW-13*	*MW-14*	*MW-14*	*MW-15*
Sample Identification		*MW-36*	*MW-35*	*MW-36*	*MW-37*	*MW-1*	*MW-1 (Dup)*	*MW-1*	*MW-1*	*MW-13*	*MW-13*	*MW-14*	*MW-14*	*MW-15*
Sample Date		*7/1/1999*	*7/1/1999*	*7/1/1999*	*7/1/1999*	*1/1/1988*	*1/1/1988*	*1/1/1988*	*1/1/1988*	*1/1/1989*	*1/1/1989*	*1/1/1990*	*1/1/1990*	*5/16/1990*
Sample Depth		*(9-11) ft BGS*	*(18-20) ft BGS*	*(18-20) ft BGS*	*(18-20) ft BGS*	*(0-5) ft BGS*	*(0-5) ft BGS*	*(5-10) ft BGS*	*(10-15) ft BGS*	*(8-10) ft BGS*	*(13-15) ft BGS*	*(4-6) ft BGS*	*(13-15) ft BGS*	*(9-11) ft BGS*
Sample Type	*Units*						*Duplicate*							
SVOCs (Continued)														
Dimethyl phthalate	mg/kg	-	-	-	-	0.4 U	0.4 U	0.4 U	0.4 U	-	-	-	-	-
2,4-Dimethylphenol	mg/kg	-	-	-	-	0.4 U	0.4 U	0.4 U	0.4 U	-	-	-	-	-
Di-n-butylphthalate (DBP)	mg/kg	-	-	-	-	0.4 U	0.4 U	0.4 U	0.4 U	-	-	-	-	-
4,6-Dinitro-2-methylphenol	mg/kg	-	-	-	-	2 U	2 U	2 U	2 U	-	-	-	-	-
2,4-Dinitrophenol	mg/kg	-	-	-	-	2 U	2 U	2 U	2 U	-	-	-	-	-
2,4-Dinitrotoluene	mg/kg	-	-	-	-	0.4 U	0.4 U	0.4 U	0.4 U	-	-	-	-	-
2,6-Dinitrotoluene	mg/kg	-	-	-	-	0.4 U	0.4 U	0.4 U	0.4 U	-	-	-	-	-
Di-n-octyl phthalate (DnOP)	mg/kg	-	-	-	-	0.4 U	0.4 U	0.4 U	0.4 U	-	-	-	-	-
bis(2-Ethylhexyl)phthalate (DEHP)	mg/kg	-	-	-	-	0.4 U	0.4 U	0.4 U	0.4 U	-	-	-	-	-
Fluoranthene	mg/kg	-	-	-	-	0.4 U	0.4 U	0.4 U	0.4 U	-	-	-	-	-
Fluorene	mg/kg	-	-	-	-	0.4 U	0.4 U	0.4 U	0.4 U	-	-	-	-	-
Hexachlorobenzene	mg/kg	-	-	-	-	0.4 U	0.4 U	0.4 U	0.4 U	-	-	-	-	-
Hexachlorobutadiene	mg/kg	-	-	-	-	0.4 U	0.4 U	0.4 U	0.4 U	-	-	-	-	-
Hexachlorocyclopentadiene	mg/kg	-	-	-	-	0.4 U	0.4 U	0.4 U	0.4 U	-	-	-	-	-
Hexachloroethane	mg/kg	-	-	-	-	0.4 U	0.4 U	0.4 U	0.4 U	-	-	-	-	-
Indeno(1,2,3-cd)pyrene	mg/kg	-	-	-	-	0.4 U	0.4 U	0.4 U	0.4 U	-	-	-	-	-
Isophorone	mg/kg	-	-	-	-	0.4 U	0.4 U	0.4 U	0.4 U	-	-	-	-	-
2-Methylnaphthalene	mg/kg	-	-	-	-	0.4 U	0.4 U	0.4 U	0.4 U	-	-	-	-	-
2-Methylphenol	mg/kg	-	-	-	-	0.4 U	0.4 U	0.4 U	0.4 U	-	-	-	-	-
3&4-Methylphenol	mg/kg	-	-	-	-	-	-	-	-	-	-	-	-	-
4-Methylphenol	mg/kg	-	-	-	-	0.4 U	0.4 U	0.4 U	0.4 U	-	-	-	-	-
Naphthalene	mg/kg	-	-	-	-	0.4 U	0.4 U	0.4 U	0.4 U	-	-	-	-	-
2-Nitroaniline	mg/kg	-	-	-	-	0.4 U	0.4 U	0.4 U	0.4 U	-	-	-	-	-
3-Nitroaniline	mg/kg	-	-	-	-	0.4 U	0.4 U	0.4 U	0.4 U	-	-	-	-	-
4-Nitroaniline	mg/kg	-	-	-	-	0.4 U	0.4 U	0.4 U	0.4 U	-	-	-	-	-
Nitrobenzene	mg/kg	-	-	-	-	0.4 U	0.4 U	0.4 U	0.4 U	-	-	-	-	-
2-Nitrophenol	mg/kg	-	-	-	-	0.4 U	0.4 U	0.4 U	0.4 U	-	-	-	-	-
4-Nitrophenol	mg/kg	-	-	-	-	2 U	2 U	2 U	2 U	-	-	-	-	-
N-Nitrosodi-n-propylamine	mg/kg	-	-	-	-	0.4 U	0.4 U	0.4 U	0.4 U	-	-	-	-	-
N-Nitrosodiphenylamine	mg/kg	-	-	-	-	0.4 U	0.4 U	0.4 U	0.4 U	-	-	-	-	-
N-Nitrosodimethylamine	mg/kg	-	-	-	-	0.4 U	0.4 U	0.4 U	0.4 U	-	-	-	-	-
2,2'-Oxybis(1-chloropropane)	mg/kg	-	-	-	-	0.4 U	0.4 U	0.4 U	0.4 U	-	-	-	-	-
Pentachlorophenol	mg/kg	-	-	-	-	2 U	2 U	2 U	2 U	-	-	-	-	-
Phenanthrene	mg/kg	-	-	-	-	0.4 U	0.4 U	0.4 U	0.4 U	-	-	-	-	-
Phenol	mg/kg	-	-	-	-	0.4 U	0.4 U	0.4 U	0.4 U	-	-	-	-	-
Pyrene	mg/kg	-	-	-	-	0.4 U	0.4 U	0.4 U	0.4 U	-	-	-	-	-
1,2,4-Trichlorobenzene	mg/kg	-	-	-	-	-	-	-	-	-	-	-	-	-
2,4,5-Trichlorophenol	mg/kg	-	-	-	-	2 U	2 U	2 U	2 U	-	-	-	-	-
2,4,6-Trichlorophenol	mg/kg	-	-	-	-	0.4 U	0.4 U	0.4 U	0.4 U	-	-	-	-	-

APPENDIX G.1

SOIL QUALITY DATA
RFI REPORT
FORMER MANUAL TRANSMISSIONS OF MUNCIE FACILITY
MUNCIE, INDIANA

AOI		*AOI 36*	*AOI 36*	*AOI 36*	*AOI 36*	*NA*	*NA*	*NA*	*NA*	*NA*	*NA*	*NA*	*NA*	*NA*
Sample Location		*MW-36*	*MW-35*	*MW-36*	*MW-37*	*MW-1*	*MW-1*	*MW-1*	*MW-1*	*MW-13*	*MW-13*	*MW-14*	*MW-14*	*MW-15*
Sample Identification		*MW-36*	*MW-35*	*MW-36*	*MW-37*	*MW-1*	*MW-1 (Dup)*	*MW-1*	*MW-1*	*MW-13*	*MW-13*	*MW-14*	*MW-14*	*MW-15*
Sample Date		*7/1/1999*	*7/1/1999*	*7/1/1999*	*7/1/1999*	*1/1/1988*	*1/1/1988*	*1/1/1988*	*1/1/1988*	*1/1/1989*	*1/1/1989*	*1/1/1990*	*1/1/1990*	*5/16/1990*
Sample Depth		*(9-11) ft BGS*	*(18-20) ft BGS*	*(18-20) ft BGS*	*(18-20) ft BGS*	*(0-5) ft BGS*	*(0-5) ft BGS*	*(5-10) ft BGS*	*(10-15) ft BGS*	*(8-10) ft BGS*	*(13-15) ft BGS*	*(4-6) ft BGS*	*(13-15) ft BGS*	*(9-11) ft BGS*
Sample Type	*Units*						*Duplicate*							
Polychlorinated Biphenyls (PCBs)														
Aroclor-1016 (PCB-1016)	mg/kg	-	-	-	-	-	-	-	-	-	-	-	-	-
Aroclor-1221 (PCB-1221)	mg/kg	-	-	-	-	-	-	-	-	-	-	-	-	-
Aroclor-1232 (PCB-1232)	mg/kg	-	-	-	-	-	-	-	-	-	-	-	-	-
Aroclor-1242 (PCB-1242)	mg/kg	-	-	-	-	-	-	-	-	-	-	-	-	-
Aroclor-1248 (PCB-1248)	mg/kg	-	-	-	-	7 U	7 U	7 U	7 U	-	-	-	-	-
Aroclor-1254 (PCB-1254)	mg/kg	-	-	-	-	-	-	-	-	-	-	-	-	-
Aroclor-1260 (PCB-1260)	mg/kg	-	-	-	-	-	-	-	-	-	-	-	-	-
Total PCBs	mg/kg	-	-	-	-	7 U	7 U	7 U	7 U	-	-	-	-	-
Total Petroleum Hydrocarbons (TPH)														
Total Petroleum Hydrocarbons - Diesel	mg/kg	-	-	-	-	-	-	-	-	-	-	-	-	-
Total Petroleum Hydrocarbons - Gas	mg/kg	-	-	-	-	-	-	-	-	-	-	-	-	-
Total Petroleum Hydrocarbons - Oil	mg/kg	-	-	-	-	-	-	-	-	-	-	-	-	-
Total Petroleum Hydrocarbons	mg/kg	-	-	-	-	-	-	-	-	-	-	-	-	-
Total Petroleum Hydrocarbons - Purgeable (GRO)	mg/kg	-	-	-	-	-	-	-	-	-	-	-	-	-
Total Petroleum Hydrocarbons (C10-C20)	mg/kg	-	-	-	-	-	-	-	-	-	-	-	-	-
Total Petroleum Hydrocarbons (C20-C34)	mg/kg	-	-	-	-	-	-	-	-	-	-	-	-	-
Total Petroleum Hydrocarbons (C6-C10) GRO	mg/kg	-	-	-	-	-	-	-	-	-	-	-	-	-
Metals														
Aluminum	mg/kg	-	-	-	-	-	-	-	-	-	-	-	-	-
Antimony	mg/kg	-	-	-	-	-	-	-	-	-	-	-	-	-
Arsenic	mg/kg	-	-	-	-	**7[a]**	5 U	**6[a]**	4 U	-	-	-	-	-
Barium	mg/kg	-	-	-	-	77	25	29	26	-	-	-	-	-
Beryllium	mg/kg	-	-	-	-	-	-	-	-	-	-	-	-	-
Cadmium	mg/kg	-	-	-	-	1 U	1 U	1 U	1 U	-	-	-	-	-
Calcium	mg/kg	-	-	-	-	-	-	-	-	-	-	-	-	-
Chromium	mg/kg	-	-	-	-	13	1 U	2	1	-	-	-	-	-
Chromium VI (hexavalent)	mg/kg	-	-	-	-	-	-	-	-	-	-	-	-	-
Cobalt	mg/kg	-	-	-	-	-	-	-	-	-	-	-	-	-
Copper	mg/kg	-	-	-	-	11	11	12	10	-	-	-	-	-
Iron	mg/kg	-	-	-	-	-	-	-	-	-	-	-	-	-
Lead	mg/kg	-	-	-	-	15	6	3	1	-	-	-	-	-
Magnesium	mg/kg	-	-	-	-	-	-	-	-	-	-	-	-	-
Manganese	mg/kg	-	-	-	-	-	-	-	-	-	-	-	-	-
Mercury	mg/kg	-	-	-	-	0.05 U	0.05 U	0.05 U	0.05 U	-	-	-	-	-
Nickel	mg/kg	-	-	-	-	10	0.05 U	1 U	0.05 U	-	-	-	-	-
Potassium	mg/kg	-	-	-	-	-	-	-	-	-	-	-	-	-
Selenium	mg/kg	-	-	-	-	1 U	1 U	1 U	1 U	-	-	-	-	-
Silver	mg/kg	-	-	-	-	1 U	1 U	1 U	1 U	-	-	-	-	-
Sodium	mg/kg	-	-	-	-	-	-	-	-	-	-	-	-	-
Thallium	mg/kg	-	-	-	-	-	-	-	-	-	-	-	-	-
Vanadium	mg/kg	-	-	-	-	-	-	-	-	-	-	-	-	-
Zinc	mg/kg	-	-	-	-	36	33	30	28	-	-	-	-	-

APPENDIX G.1

SOIL QUALITY DATA
RFI REPORT
FORMER MANUAL TRANSMISSIONS OF MUNCIE FACILITY
MUNCIE, INDIANA

AOI		*AOI 36*	*AOI 36*	*AOI 36*	*AOI 36*	*NA*	*NA*	*NA*	*NA*	*NA*	*NA*	*NA*	*NA*	*NA*
Sample Location		*MW-36*	*MW-35*	*MW-36*	*MW-37*	*MW-1*	*MW-1*	*MW-1*	*MW-1*	*MW-13*	*MW-13*	*MW-14*	*MW-14*	*MW-15*
Sample Identification		*MW-36*	*MW-35*	*MW-36*	*MW-37*	*MW-1*	*MW-1 (Dup)*	*MW-1*	*MW-1*	*MW-13*	*MW-13*	*MW-14*	*MW-14*	*MW-15*
Sample Date		*7/1/1999*	*7/1/1999*	*7/1/1999*	*7/1/1999*	*1/1/1988*	*1/1/1988*	*1/1/1988*	*1/1/1988*	*1/1/1989*	*1/1/1989*	*1/1/1990*	*1/1/1990*	*5/16/1990*
Sample Depth		*(9-11) ft BGS*	*(18-20) ft BGS*	*(18-20) ft BGS*	*(18-20) ft BGS*	*(0-5) ft BGS*	*(0-5) ft BGS*	*(5-10) ft BGS*	*(10-15) ft BGS*	*(8-10) ft BGS*	*(13-15) ft BGS*	*(4-6) ft BGS*	*(13-15) ft BGS*	*(9-11) ft BGS*
Sample Type	*Units*						*Duplicate*							
General Chemistry														
Carbonate (as CaCO3)	mg/kg	-	-	-	-	-	-	-	-	-	-	-	-	-
Chloride	mg/kg	-	-	-	-	-	-	-	-	-	-	-	-	-
Chloride	s.u.	-	-	-	-	-	-	-	-	-	-	-	-	-
Cyanide (total)	mg/kg	-	-	-	-	-	-	-	-	-	-	-	-	-
N-Hexane extractable material	mg/kg	-	-	-	-	-	-	-	-	-	-	-	-	-
Percent moisture	%	-	-	-	-	-	-	-	-	-	-	-	-	-
pH	s.u.	-	-	-	-	7.8	8.6	8.5	8.5	-	-	-	-	-
Saturated aliphatic hydrocarbons	mg/kg	-	-	-	-	-	-	-	-	-	-	-	-	-
Sulfate	mg/kg	-	-	-	-	30	20	30	20	-	-	-	-	-
Total solids	%	-	-	-	-	78	90	91.2	90.8	-	-	-	-	-

Notes
mg/kg - Milligrams per kilogram
"-" - No value
U - Not detected at the associated reporting limit
J - Estimated concentration
UJ - Not detected; associated reporting limit is estimated
R - Rejected
s.u. - Standard units
nc - No criteria
ND - Non Detect (calculation)
BOLD[abc] Concentration exceeds associated screening level
IDEM Appendix A: Screening Levels Remedation Closure Guide - March 25, 2014
a - Exceeds IDEM residential migration to ground water screening levels
b - Exceeds IDEM commercial/industrial direct contact screening levels
c - Exceeds IDEM excavation direct contact screening levels

APPENDIX G.1

SOIL QUALITY DATA
RFI REPORT
FORMER MANUAL TRANSMISSIONS OF MUNCIE FACILITY
MUNCIE, INDIANA

AOI		*NA*	*NA*	*NA*	*NA*	*NA*	*NA*	*NA*	*NA*	*NA*	*NA*	*NA*	*NA*
Sample Location		*SB-107*	*SB-108*	*SB-109*	*SB-120*	*SB-112*	*SB-108*	*SB-121*	*MW-20*	*SB-111*	*SB-112*	*SB-110*	*SB-128*
Sample Identification		*SB-107*	*SB-108*	*SB-109*	*SB-120*	*SB-112*	*SB-108*	*SB-121*	*MW-20*	*SB-111*	*SB-112*	*SB-110*	*SB-128*
Sample Date		*3/1/1992*	*3/1/1992*	*3/1/1992*	*3/1/1992*	*3/1/1992*	*3/1/1992*	*3/1/1992*	*3/1/1992*	*3/1/1992*	*3/1/1992*	*3/1/1992*	*3/1/1992*
Sample Depth		*(10-12) ft BGS*	*(10-12) ft BGS*	*(10-12) ft BGS*	*(18-20) ft BGS*	*(18.5-20.5) ft BGS*	*(19-21) ft BGS*	*(20-22) ft BGS*	*(27-29) ft BGS*	*(27-29) ft BGS*	*(30.5-32.5) ft BGS*	*(48-50) ft BGS*	*(55-57) ft BGS*
Sample Type	*Units*												
Volatile Organic Compounds (VOCs)													
Acetone	mg/kg	U	U	U	U	-	-	-	-	-	-	-	-
Benzene	mg/kg	U	U	U	U	U	-	-	U	-	U	-	-
Benzyl alcohol	mg/kg	-	-	-	-	-	-	-	-	-	-	-	-
Bromodichloromethane	mg/kg	-	-	-	-	-	-	-	-	-	-	-	-
Bromoform	mg/kg	-	-	-	-	-	-	-	-	-	-	-	-
Bromomethane (Methyl bromide)	mg/kg	-	-	-	-	-	-	-	-	-	-	-	-
2-Butanone (Methyl ethyl ketone) (MEK)	mg/kg	U	U	U	U	-	-	-	-	-	-	-	-
Carbon disulfide	mg/kg	U	U	U	U	U	-	-	U	-	U	-	-
Carbon tetrachloride	mg/kg	U	U	U	U	-	-	-	-	-	-	-	-
4-Chloroaniline	mg/kg	-	-	-	-	-	-	-	-	-	-	-	-
Chlorobenzene	mg/kg	U	U	U	U	U	-	-	U	-	U	-	-
Chloroethane	mg/kg	-	-	-	-	-	-	-	-	-	-	-	-
2-Chloroethyl vinyl ether	mg/kg	-	-	-	-	-	-	-	-	-	-	-	-
Chloroform (Trichloromethane)	mg/kg	U	U	U	U	-	-	-	-	-	-	-	-
Chloromethane (Methyl chloride)	mg/kg	-	-	-	-	-	-	-	-	-	-	-	-
Cyclohexane	mg/kg	-	-	-	-	-	-	-	-	-	-	-	-
Dibenzofuran	mg/kg	-	-	-	-	-	-	-	-	-	-	-	-
1,2-Dibromo-3-chloropropane (DBCP)	mg/kg	-	-	-	-	-	-	-	-	-	-	-	-
Dibromochloromethane	mg/kg	-	-	-	-	-	-	-	-	-	-	-	-
1,2-Dibromoethane (Ethylene dibromide)	mg/kg	-	-	-	-	-	-	-	-	-	-	-	-
1,2-Dichlorobenzene	mg/kg	-	-	-	-	-	-	-	-	-	-	-	-
1,3-Dichlorobenzene	mg/kg	-	-	-	-	-	-	-	-	-	-	-	-
1,4-Dichlorobenzene	mg/kg	-	-	-	-	-	-	-	-	-	-	-	-
Dichlorodifluoromethane (CFC-12)	mg/kg	-	-	-	-	-	-	-	-	-	-	-	-
Dichloroethane	mg/kg	-	-	-	-	U	-	-	U	-	U	-	-
1,1-Dichloroethane	mg/kg	U	U	0.035	U	-	**0.16**[a]	-	-	-	-	-	-
1,2-Dichloroethane	mg/kg	-	-	-	-	-	-	-	-	-	-	-	-
Dichloroethene	mg/kg	-	-	-	-	U	-	-	U	-	U	-	-
1,2-Dichloroethene (total)	mg/kg	-	-	-	-	-	-	-	-	-	-	-	-
1,1-Dichloroethene	mg/kg	-	-	-	-	-	-	-	-	-	-	-	-
cis-1,2-Dichloroethene	mg/kg	U	U	U	U	-	-	-	-	-	-	-	-
trans-1,2-Dichloroethene	mg/kg	-	-	-	-	-	-	-	-	-	-	-	-
1,2-Dichloropropane	mg/kg	-	-	-	-	-	-	-	-	-	-	-	-
cis-1,3-Dichloropropene	mg/kg	-	-	-	-	-	-	-	-	-	-	-	-
trans-1,3-Dichloropropene	mg/kg	-	-	-	-	-	-	-	-	-	-	-	-
Ethylbenzene	mg/kg	U	U	U	U	U	-	-	U	-	U	-	-
2-Hexanone	mg/kg	-	-	-	-	-	-	-	-	-	-	-	-
Isopropyl benzene	mg/kg	-	-	-	-	-	-	-	-	-	-	-	-
Methyl acetate	mg/kg	-	-	-	-	-	-	-	-	-	-	-	-
Methyl cyclohexane	mg/kg	-	-	-	-	-	-	-	-	-	-	-	-
Methyl tert butyl ether (MTBE)	mg/kg	-	-	-	-	-	-	-	-	-	-	-	-
4-Methyl-2-pentanone (MIBK)	mg/kg	U	U	U	U	-	-	-	-	-	-	-	-
Methylene chloride	mg/kg	U	U	U	U	-	-	-	-	-	-	-	-
Styrene	mg/kg	-	-	-	-	-	-	-	-	-	-	-	-
1,1,2,2-Tetrachloroethane	mg/kg	U	U	U	U	-	-	-	-	-	-	-	-
Tetrachloroethene	mg/kg	U	U	U	U	U	-	-	U	**0.27**[a]	U	-	-

APPENDIX G.1

SOIL QUALITY DATA
RFI REPORT
FORMER MANUAL TRANSMISSIONS OF MUNCIE FACILITY
MUNCIE, INDIANA

AOI		*NA*	*NA*	*NA*	*NA*	*NA*	*NA*	*NA*	*NA*	*NA*	*NA*	*NA*	*NA*
Sample Location		*SB-107*	*SB-108*	*SB-109*	*SB-120*	*SB-112*	*SB-108*	*SB-121*	*MW-20*	*SB-111*	*SB-112*	*SB-110*	*SB-128*
Sample Identification		*SB-107*	*SB-108*	*SB-109*	*SB-120*	*SB-112*	*SB-108*	*SB-121*	*MW-20*	*SB-111*	*SB-112*	*SB-110*	*SB-128*
Sample Date		*3/1/1992*	*3/1/1992*	*3/1/1992*	*3/1/1992*	*3/1/1992*	*3/1/1992*	*3/1/1992*	*3/1/1992*	*3/1/1992*	*3/1/1992*	*3/1/1992*	*3/1/1992*
Sample Depth		*(10-12) ft BGS*	*(10-12) ft BGS*	*(10-12) ft BGS*	*(18-20) ft BGS*	*(18.5-20.5) ft BGS*	*(19-21) ft BGS*	*(20-22) ft BGS*	*(27-29) ft BGS*	*(27-29) ft BGS*	*(30.5-32.5) ft BGS*	*(48-50) ft BGS*	*(55-57) ft BGS*
Sample Type	*Units*												
VOCs (Continued)													
Toluene	mg/kg	U	U	U	0.005	U	-	0.001	U	-	U	0.006	0.006
1,2,4-Trichlorobenzene	mg/kg	-	-	-	-	-	-	-	-	-	-	-	-
Trichloroethane	mg/kg	-	-	-	-	U	0.21	-	U	-	U	-	-
1,1,1-Trichloroethane	mg/kg	0.012	U	U	U	-	-	-	-	-	-	-	-
1,1,2-Trichloroethane	mg/kg	0.01	U	U	U	-	-	-	-	-	-	-	-
Trichloroethene	mg/kg	**0.23**[a]	0.017	U	U	U	0.021	-	U	0.001	U	-	-
Trichlorofluoromethane (CFC-11)	mg/kg	-	-	-	-	-	-	-	-	-	-	-	-
Trifluorotrichloroethane (Freon 113)	mg/kg	-	-	-	-	-	-	-	-	-	-	-	-
Vinyl acetate	mg/kg	-	-	-	-	-	-	-	-	-	-	-	-
Vinyl chloride	mg/kg	-	-	-	-	-	-	-	-	-	-	-	-
Xylenes (total)	mg/kg	U	U	U	U	U	-	-	U	-	U	-	0.002
Semi-Volatile Organic Compounds (SVOCs)													
Acenaphthene	mg/kg	-	-	-	-	-	-	-	-	-	-	-	-
Acenaphthylene	mg/kg	-	-	-	-	-	-	-	-	-	-	-	-
Acetophenone	mg/kg	-	-	-	-	-	-	-	-	-	-	-	-
Anthracene	mg/kg	-	-	-	-	-	-	-	-	-	-	-	-
Atrazine	mg/kg	-	-	-	-	-	-	-	-	-	-	-	-
Benzaldehyde	mg/kg	-	-	-	-	-	-	-	-	-	-	-	-
Benzo(a)anthracene	mg/kg	-	-	-	-	-	-	-	-	-	-	-	-
Benzo(a)pyrene	mg/kg	-	-	-	-	-	-	-	-	-	-	-	-
Benzo(b)fluoranthene	mg/kg	-	-	-	-	-	-	-	-	-	-	-	-
Benzo(g,h,i)perylene	mg/kg	-	-	-	-	-	-	-	-	-	-	-	-
Benzo(k)fluoranthene	mg/kg	-	-	-	-	-	-	-	-	-	-	-	-
Benzoic acid	mg/kg	-	-	-	-	-	-	-	-	-	-	-	-
Biphenyl (1,1-Biphenyl)	mg/kg	-	-	-	-	-	-	-	-	-	-	-	-
4-Bromophenyl phenyl ether	mg/kg	-	-	-	-	-	-	-	-	-	-	-	-
Butyl benzylphthalate (BBP)	mg/kg	-	-	-	-	-	-	-	-	-	-	-	-
Caprolactam	mg/kg	-	-	-	-	-	-	-	-	-	-	-	-
Carbazole	mg/kg	-	-	-	-	-	-	-	-	-	-	-	-
4-Chloro-3-methylphenol	mg/kg	-	-	-	-	-	-	-	-	-	-	-	-
4-Chloroaniline	mg/kg	-	-	-	-	-	-	-	-	-	-	-	-
bis(2-Chloroethoxy)methane	mg/kg	-	-	-	-	-	-	-	-	-	-	-	-
bis(2-Chloroethyl)ether	mg/kg	-	-	-	-	-	-	-	-	-	-	-	-
2-Chloronaphthalene	mg/kg	-	-	-	-	-	-	-	-	-	-	-	-
2-Chlorophenol	mg/kg	-	-	-	-	-	-	-	-	-	-	-	-
4-Chlorophenyl phenyl ether	mg/kg	-	-	-	-	-	-	-	-	-	-	-	-
Chrysene	mg/kg	-	-	-	-	-	-	-	-	-	-	-	-
Dibenz(a,h)anthracene	mg/kg	-	-	-	-	-	-	-	-	-	-	-	-
Dibenzofuran	mg/kg	-	-	-	-	-	-	-	-	-	-	-	-
1,2-Dichlorobenzene	mg/kg	-	-	-	-	-	-	-	-	-	-	-	-
1,3-Dichlorobenzene	mg/kg	-	-	-	-	-	-	-	-	-	-	-	-
1,4-Dichlorobenzene	mg/kg	-	-	-	-	-	-	-	-	-	-	-	-
3,3'-Dichlorobenzidine	mg/kg	-	-	-	-	-	-	-	-	-	-	-	-
2,4-Dichlorophenol	mg/kg	-	-	-	-	-	-	-	-	-	-	-	-
Diethyl phthalate	mg/kg	-	-	-	-	-	-	-	-	-	-	-	-

APPENDIX G.1

SOIL QUALITY DATA
RFI REPORT
FORMER MANUAL TRANSMISSIONS OF MUNCIE FACILITY
MUNCIE, INDIANA

AOI		*NA*	*NA*	*NA*	*NA*	*NA*	*NA*	*NA*	*NA*	*NA*	*NA*	*NA*	*NA*
Sample Location		*SB-107*	*SB-108*	*SB-109*	*SB-120*	*SB-112*	*SB-108*	*SB-121*	*MW-20*	*SB-111*	*SB-112*	*SB-110*	*SB-128*
Sample Identification		*SB-107*	*SB-108*	*SB-109*	*SB-120*	*SB-112*	*SB-108*	*SB-121*	*MW-20*	*SB-111*	*SB-112*	*SB-110*	*SB-128*
Sample Date		*3/1/1992*	*3/1/1992*	*3/1/1992*	*3/1/1992*	*3/1/1992*	*3/1/1992*	*3/1/1992*	*3/1/1992*	*3/1/1992*	*3/1/1992*	*3/1/1992*	*3/1/1992*
Sample Depth		*(10-12) ft BGS*	*(10-12) ft BGS*	*(10-12) ft BGS*	*(18-20) ft BGS*	*(18.5-20.5) ft BGS*	*(19-21) ft BGS*	*(20-22) ft BGS*	*(27-29) ft BGS*	*(27-29) ft BGS*	*(30.5-32.5) ft BGS*	*(48-50) ft BGS*	*(55-57) ft BGS*
Sample Type	*Units*												
SVOCs (Continued)													
Dimethyl phthalate	mg/kg	-	-	-	-	-	-	-	-	-	-	-	-
2,4-Dimethylphenol	mg/kg	-	-	-	-	-	-	-	-	-	-	-	-
Di-n-butylphthalate (DBP)	mg/kg	-	-	-	-	-	-	-	-	-	-	-	-
4,6-Dinitro-2-methylphenol	mg/kg	-	-	-	-	-	-	-	-	-	-	-	-
2,4-Dinitrophenol	mg/kg	-	-	-	-	-	-	-	-	-	-	-	-
2,4-Dinitrotoluene	mg/kg	-	-	-	-	-	-	-	-	-	-	-	-
2,6-Dinitrotoluene	mg/kg	-	-	-	-	-	-	-	-	-	-	-	-
Di-n-octyl phthalate (DnOP)	mg/kg	-	-	-	-	-	-	-	-	-	-	-	-
bis(2-Ethylhexyl)phthalate (DEHP)	mg/kg	-	-	-	-	-	-	-	-	-	-	-	-
Fluoranthene	mg/kg	-	-	-	-	-	-	-	-	-	-	-	-
Fluorene	mg/kg	-	-	-	-	-	-	-	-	-	-	-	-
Hexachlorobenzene	mg/kg	-	-	-	-	-	-	-	-	-	-	-	-
Hexachlorobutadiene	mg/kg	-	-	-	-	-	-	-	-	-	-	-	-
Hexachlorocyclopentadiene	mg/kg	-	-	-	-	-	-	-	-	-	-	-	-
Hexachloroethane	mg/kg	-	-	-	-	-	-	-	-	-	-	-	-
Indeno(1,2,3-cd)pyrene	mg/kg	-	-	-	-	-	-	-	-	-	-	-	-
Isophorone	mg/kg	-	-	-	-	-	-	-	-	-	-	-	-
2-Methylnaphthalene	mg/kg	-	-	-	-	-	-	-	-	-	-	-	-
2-Methylphenol	mg/kg	-	-	-	-	-	-	-	-	-	-	-	-
3&4-Methylphenol	mg/kg	-	-	-	-	-	-	-	-	-	-	-	-
4-Methylphenol	mg/kg	-	-	-	-	-	-	-	-	-	-	-	-
Naphthalene	mg/kg	-	-	-	-	-	-	-	-	-	-	-	-
2-Nitroaniline	mg/kg	-	-	-	-	-	-	-	-	-	-	-	-
3-Nitroaniline	mg/kg	-	-	-	-	-	-	-	-	-	-	-	-
4-Nitroaniline	mg/kg	-	-	-	-	-	-	-	-	-	-	-	-
Nitrobenzene	mg/kg	-	-	-	-	-	-	-	-	-	-	-	-
2-Nitrophenol	mg/kg	-	-	-	-	-	-	-	-	-	-	-	-
4-Nitrophenol	mg/kg	-	-	-	-	-	-	-	-	-	-	-	-
N-Nitrosodi-n-propylamine	mg/kg	-	-	-	-	-	-	-	-	-	-	-	-
N-Nitrosodiphenylamine	mg/kg	-	-	-	-	-	-	-	-	-	-	-	-
N-Nitrosodimethylamine	mg/kg	-	-	-	-	-	-	-	-	-	-	-	-
2,2'-Oxybis(1-chloropropane)	mg/kg	-	-	-	-	-	-	-	-	-	-	-	-
Pentachlorophenol	mg/kg	-	-	-	-	-	-	-	-	-	-	-	-
Phenanthrene	mg/kg	-	-	-	-	-	-	-	-	-	-	-	-
Phenol	mg/kg	-	-	-	-	-	-	-	-	-	-	-	-
Pyrene	mg/kg	-	-	-	-	-	-	-	-	-	-	-	-
1,2,4-Trichlorobenzene	mg/kg	-	-	-	-	-	-	-	-	-	-	-	-
2,4,5-Trichlorophenol	mg/kg	-	-	-	-	-	-	-	-	-	-	-	-
2,4,6-Trichlorophenol	mg/kg	-	-	-	-	-	-	-	-	-	-	-	-

APPENDIX G.1

SOIL QUALITY DATA
RFI REPORT
FORMER MANUAL TRANSMISSIONS OF MUNCIE FACILITY
MUNCIE, INDIANA

AOI		*NA*	*NA*	*NA*	*NA*	*NA*	*NA*	*NA*	*NA*	*NA*	*NA*	*NA*	*NA*
Sample Location		*SB-107*	*SB-108*	*SB-109*	*SB-120*	*SB-112*	*SB-108*	*SB-121*	*MW-20*	*SB-111*	*SB-112*	*SB-110*	*SB-128*
Sample Identification		*SB-107*	*SB-108*	*SB-109*	*SB-120*	*SB-112*	*SB-108*	*SB-121*	*MW-20*	*SB-111*	*SB-112*	*SB-110*	*SB-128*
Sample Date		*3/1/1992*	*3/1/1992*	*3/1/1992*	*3/1/1992*	*3/1/1992*	*3/1/1992*	*3/1/1992*	*3/1/1992*	*3/1/1992*	*3/1/1992*	*3/1/1992*	*3/1/1992*
Sample Depth		*(10-12) ft BGS*	*(10-12) ft BGS*	*(10-12) ft BGS*	*(18-20) ft BGS*	*(18.5-20.5) ft BGS*	*(19-21) ft BGS*	*(20-22) ft BGS*	*(27-29) ft BGS*	*(27-29) ft BGS*	*(30.5-32.5) ft BGS*	*(48-50) ft BGS*	*(55-57) ft BGS*
Sample Type	*Units*												
Polychlorinated Biphenyls (PCBs)													
Aroclor-1016 (PCB-1016)	mg/kg	-	-	-	-	-	-	-	-	-	-	-	-
Aroclor-1221 (PCB-1221)	mg/kg	-	-	-	-	-	-	-	-	-	-	-	-
Aroclor-1232 (PCB-1232)	mg/kg	-	-	-	-	-	-	-	-	-	-	-	-
Aroclor-1242 (PCB-1242)	mg/kg	-	-	-	-	-	-	-	-	-	-	-	-
Aroclor-1248 (PCB-1248)	mg/kg	-	-	-	-	-	-	-	-	-	-	-	-
Aroclor-1254 (PCB-1254)	mg/kg	-	-	-	-	-	-	-	-	-	-	-	-
Aroclor-1260 (PCB-1260)	mg/kg	-	-	-	-	-	-	-	-	-	-	-	-
Total PCBs	mg/kg	-	-	-	-	-	-	-	-	-	-	-	-
Total Petroleum Hydrocarbons (TPH)													
Total Petroleum Hydrocarbons - Diesel	mg/kg	-	-	-	-	-	-	-	-	-	-	-	-
Total Petroleum Hydrocarbons - Gas	mg/kg	-	-	-	-	-	-	-	-	-	-	-	-
Total Petroleum Hydrocarbons - Oil	mg/kg	-	-	-	-	-	-	-	-	-	-	-	-
Total Petroleum Hydrocarbons	mg/kg	-	-	-	-	-	-	-	-	-	-	-	-
Total Petroleum Hydrocarbons - Purgeable (GRO)	mg/kg	-	-	-	-	-	-	-	-	-	-	-	-
Total Petroleum Hydrocarbons (C10-C20)	mg/kg	-	-	-	-	-	-	-	-	-	-	-	-
Total Petroleum Hydrocarbons (C20-C34)	mg/kg	-	-	-	-	-	-	-	-	-	-	-	-
Total Petroleum Hydrocarbons (C6-C10) GRO	mg/kg	-	-	-	-	-	-	-	-	-	-	-	-
Metals													
Aluminum	mg/kg	-	-	-	-	-	-	-	-	-	-	-	-
Antimony	mg/kg	-	-	-	-	-	-	-	-	-	-	-	-
Arsenic	mg/kg	-	-	-	-	-	-	-	-	-	-	-	-
Barium	mg/kg	-	-	-	-	-	-	-	-	-	-	-	-
Beryllium	mg/kg	-	-	-	-	-	-	-	-	-	-	-	-
Cadmium	mg/kg	-	-	-	-	-	-	-	-	-	-	-	-
Calcium	mg/kg	-	-	-	-	-	-	-	-	-	-	-	-
Chromium	mg/kg	-	-	-	-	-	-	-	-	-	-	-	-
Chromium VI (hexavalent)	mg/kg	-	-	-	-	-	-	-	-	-	-	-	-
Cobalt	mg/kg	-	-	-	-	-	-	-	-	-	-	-	-
Copper	mg/kg	-	-	-	-	-	-	-	-	-	-	-	-
Iron	mg/kg	-	-	-	-	-	-	-	-	-	-	-	-
Lead	mg/kg	-	-	-	-	-	-	-	-	-	-	-	-
Magnesium	mg/kg	-	-	-	-	-	-	-	-	-	-	-	-
Manganese	mg/kg	-	-	-	-	-	-	-	-	-	-	-	-
Mercury	mg/kg	-	-	-	-	-	-	-	-	-	-	-	-
Nickel	mg/kg	-	-	-	-	-	-	-	-	-	-	-	-
Potassium	mg/kg	-	-	-	-	-	-	-	-	-	-	-	-
Selenium	mg/kg	-	-	-	-	-	-	-	-	-	-	-	-
Silver	mg/kg	-	-	-	-	-	-	-	-	-	-	-	-
Sodium	mg/kg	-	-	-	-	-	-	-	-	-	-	-	-
Thallium	mg/kg	-	-	-	-	-	-	-	-	-	-	-	-
Vanadium	mg/kg	-	-	-	-	-	-	-	-	-	-	-	-
Zinc	mg/kg	-	-	-	-	-	-	-	-	-	-	-	-

APPENDIX G.1

SOIL QUALITY DATA
RFI REPORT
FORMER MANUAL TRANSMISSIONS OF MUNCIE FACILITY
MUNCIE, INDIANA

AOI		***NA***	***NA***	***NA***	***NA***	***NA***	***NA***	***NA***	***NA***	***NA***	***NA***	***NA***	***NA***
Sample Location		***SB-107***	***SB-108***	***SB-109***	***SB-120***	***SB-112***	***SB-108***	***SB-121***	***MW-20***	***SB-111***	***SB-112***	***SB-110***	***SB-128***
Sample Identification		***SB-107***	***SB-108***	***SB-109***	***SB-120***	***SB-112***	***SB-108***	***SB-121***	***MW-20***	***SB-111***	***SB-112***	***SB-110***	***SB-128***
Sample Date		***3/1/1992***	***3/1/1992***	***3/1/1992***	***3/1/1992***	***3/1/1992***	***3/1/1992***	***3/1/1992***	***3/1/1992***	***3/1/1992***	***3/1/1992***	***3/1/1992***	***3/1/1992***
Sample Depth		***(10-12) ft BGS***	***(10-12) ft BGS***	***(10-12) ft BGS***	***(18-20) ft BGS***	***(18.5-20.5) ft BGS***	***(19-21) ft BGS***	***(20-22) ft BGS***	***(27-29) ft BGS***	***(27-29) ft BGS***	***(30.5-32.5) ft BGS***	***(48-50) ft BGS***	***(55-57) ft BGS***
Sample Type	***Units***												
General Chemistry													
Carbonate (as CaCO3)	mg/kg	-	-	-	-	-	-	-	-	-	-	-	-
Chloride	mg/kg	-	-	-	-	-	-	-	-	-	-	-	-
Chloride	s.u.	-	-	-	-	-	-	-	-	-	-	-	-
Cyanide (total)	mg/kg	-	-	-	-	-	-	-	-	-	-	-	-
N-Hexane extractable material	mg/kg	-	-	-	-	-	-	-	-	-	-	-	-
Percent moisture	%	-	-	-	-	-	-	-	-	-	-	-	-
pH	s.u.	-	-	-	-	-	-	-	-	-	-	-	-
Saturated aliphatic hydrocarbons	mg/kg	-	-	-	-	-	-	-	-	-	-	-	-
Sulfate	mg/kg	-	-	-	-	-	-	-	-	-	-	-	-
Total solids	%	-	-	-	-	-	-	-	-	-	-	-	-

Notes
mg/kg - Milligrams per kilogram
"-" - No value
U - Not detected at the associated reporting limit
J - Estimated concentration
UJ - Not detected; associated reporting limit is estimated
R - Rejected
s.u. - Standard units
nc - No criteria
ND - Non Detect (calculation)
BOLD[abc] Concentration exceeds associated screening level
IDEM Appendix A: Screening Levels Remedation Closure Guide - March 25, 2014
a - Exceeds IDEM residential migration to ground water screening levels
b - Exceeds IDEM commercial/industrial direct contact screening levels
c - Exceeds IDEM excavation direct contact screening levels

APPENDIX G.1

SOIL QUALITY DATA
RFI REPORT
FORMER MANUAL TRANSMISSIONS OF MUNCIE FACILITY
MUNCIE, INDIANA

AOI		*NA*	*NA*	*NA*	*NA*	*NA*	*NA*	*NA*	*NA*	*NA*	*NA*	*NA*	*NA*	*NA*	*NA*
Sample Location		*SB-129*	*SB-129*	*SB-130*	*PB-02*	*PB-03*	*PB-04*	*PB-06*	*PB-05*	*PB-01*	*PB-01*	*PB-02*	*PB-03*	*PB-04*	*PB-05*
Sample Identification		*SB-129*	*SB-129(Dup)*	*SB-130*	*PB-2*	*PB-3*	*PB-4*	*PB-6*	*PB-5*	*PB-1*	*PB-1*	*PB-2*	*PB-3*	*PB-4*	*PB-5*
Sample Date		*3/1/1992*	*3/1/1992*	*3/1/1992*	*7/1/2001*	*7/1/2001*	*7/1/2001*	*7/1/2001*	*7/1/2001*	*7/1/2001*	*7/1/2001*	*7/1/2001*	*7/1/2001*	*7/1/2001*	*7/1/2001*
Sample Depth		*(55-57) ft BGS*	*(55-57) ft BGS*	*(55-57) ft BGS*	*(3-4) ft BGS*	*(3-4) ft BGS*	*(3-4) ft BGS*	*(3-4) ft BGS*	*(3.5-4) ft BGS*	*(5-6) ft BGS*	*(7-8) ft BGS*	*(7-8) ft BGS*	*(7-8) ft BGS*	*(7-8) ft BGS*	*(7-8) ft BGS*
Sample Type	*Units*		*Duplicate*												
Volatile Organic Compounds (VOCs)															
Acetone	mg/kg	-	-	-	U	U	U	U	U	U	U	U	U	U	U
Benzene	mg/kg	-	-	U	U	U	U	U	U	U	U	U	U	U	U
Benzyl alcohol	mg/kg	-	-	-	-	-	-	-	-	-	-	-	-	-	-
Bromodichloromethane	mg/kg	-	-	-	-	-	-	-	-	-	-	-	-	-	-
Bromoform	mg/kg	-	-	-	-	-	-	-	-	-	-	-	-	-	-
Bromomethane (Methyl bromide)	mg/kg	-	-	-	-	-	-	-	-	-	-	-	-	-	-
2-Butanone (Methyl ethyl ketone) (MEK)	mg/kg	-	-	-	U	U	U	U	U	U	U	U	U	U	U
Carbon disulfide	mg/kg	-	-	U	U	U	U	U	U	U	U	U	U	U	U
Carbon tetrachloride	mg/kg	-	-	-	U	U	U	U	U	U	U	U	U	U	U
4-Chloroaniline	mg/kg	-	-	-	-	-	-	-	-	-	-	-	-	-	-
Chlorobenzene	mg/kg	-	-	U	U	U	U	U	U	U	U	U	U	U	U
Chloroethane	mg/kg	-	-	-	-	-	-	-	-	-	-	-	-	-	-
2-Chloroethyl vinyl ether	mg/kg	-	-	-	-	-	-	-	-	-	-	-	-	-	-
Chloroform (Trichloromethane)	mg/kg	-	-	-	U	U	U	U	U	U	U	U	U	U	U
Chloromethane (Methyl chloride)	mg/kg	-	-	-	-	-	-	-	-	-	-	-	-	-	-
Cyclohexane	mg/kg	-	-	-	-	-	-	-	-	-	-	-	-	-	-
Dibenzofuran	mg/kg	-	-	-	-	-	-	-	-	-	-	-	-	-	-
1,2-Dibromo-3-chloropropane (DBCP)	mg/kg	-	-	-	-	-	-	-	-	-	-	-	-	-	-
Dibromochloromethane	mg/kg	-	-	-	-	-	-	-	-	-	-	-	-	-	-
1,2-Dibromoethane (Ethylene dibromide)	mg/kg	-	-	-	-	-	-	-	-	-	-	-	-	-	-
1,2-Dichlorobenzene	mg/kg	-	-	-	-	-	-	-	-	-	-	-	-	-	-
1,3-Dichlorobenzene	mg/kg	-	-	-	-	-	-	-	-	-	-	-	-	-	-
1,4-Dichlorobenzene	mg/kg	-	-	-	-	-	-	-	-	-	-	-	-	-	-
Dichlorodifluoromethane (CFC-12)	mg/kg	-	-	-	-	-	-	-	-	-	-	-	-	-	-
Dichloroethane	mg/kg	-	-	U	-	-	-	-	-	-	-	-	-	-	-
1,1-Dichloroethane	mg/kg	-	-	-	U	U	U	U	U	U	U	U	U	U	U
1,2-Dichloroethane	mg/kg	-	-	-	-	-	-	-	-	-	-	-	-	-	-
Dichloroethene	mg/kg	-	-	U	-	-	-	-	-	-	-	-	-	-	-
1,2-Dichloroethene (total)	mg/kg	-	-	-	-	-	-	-	-	-	-	-	-	-	-
1,1-Dichloroethene	mg/kg	-	-	-	-	-	-	-	-	-	-	-	-	-	-
cis-1,2-Dichloroethene	mg/kg	-	-	-	U	U	U	U	U	U	U	U	U	U	U
trans-1,2-Dichloroethene	mg/kg	-	-	-	-	-	-	-	-	-	-	-	-	-	-
1,2-Dichloropropane	mg/kg	-	-	-	-	-	-	-	-	-	-	-	-	-	-
cis-1,3-Dichloropropene	mg/kg	-	-	-	-	-	-	-	-	-	-	-	-	-	-
trans-1,3-Dichloropropene	mg/kg	-	-	-	-	-	-	-	-	-	-	-	-	-	-
Ethylbenzene	mg/kg	-	-	U	U	U	U	U	U	U	U	U	U	U	U
2-Hexanone	mg/kg	-	-	-	-	-	-	-	-	-	-	-	-	-	-
Isopropyl benzene	mg/kg	-	-	-	-	-	-	-	-	-	-	-	-	-	-
Methyl acetate	mg/kg	-	-	-	-	-	-	-	-	-	-	-	-	-	-
Methyl cyclohexane	mg/kg	-	-	-	-	-	-	-	-	-	-	-	-	-	-
Methyl tert butyl ether (MTBE)	mg/kg	-	-	-	-	-	-	-	-	-	-	-	-	-	-
4-Methyl-2-pentanone (MIBK)	mg/kg	-	-	-	U	U	U	U	U	U	U	U	U	U	U
Methylene chloride	mg/kg	-	-	-	U	U	U	U	U	U	U	U	U	U	U
Styrene	mg/kg	-	-	-	-	-	-	-	-	-	-	-	-	-	-
1,1,2,2-Tetrachloroethane	mg/kg	-	-	-	U	U	U	U	U	U	U	U	U	U	U
Tetrachloroethene	mg/kg	-	-	U	U	U	**0.1**[a]	**0.079**[a]	U	U	U	U	U	**0.14**[a]	U

APPENDIX G.1

SOIL QUALITY DATA
RFI REPORT
FORMER MANUAL TRANSMISSIONS OF MUNCIE FACILITY
MUNCIE, INDIANA

AOI		*NA*	*NA*	*NA*	*NA*	*NA*	*NA*	*NA*	*NA*	*NA*	*NA*	*NA*	*NA*	*NA*	*NA*
Sample Location		*SB-129*	*SB-129*	*SB-130*	*PB-02*	*PB-03*	*PB-04*	*PB-06*	*PB-05*	*PB-01*	*PB-01*	*PB-02*	*PB-03*	*PB-04*	*PB-05*
Sample Identification		*SB-129*	*SB-129(Dup)*	*SB-130*	*PB-2*	*PB-3*	*PB-4*	*PB-6*	*PB-5*	*PB-1*	*PB-1*	*PB-2*	*PB-3*	*PB-4*	*PB-5*
Sample Date		*3/1/1992*	*3/1/1992*	*3/1/1992*	*7/1/2001*	*7/1/2001*	*7/1/2001*	*7/1/2001*	*7/1/2001*	*7/1/2001*	*7/1/2001*	*7/1/2001*	*7/1/2001*	*7/1/2001*	*7/1/2001*
Sample Depth		*(55-57) ft BGS*	*(55-57) ft BGS*	*(55-57) ft BGS*	*(3-4) ft BGS*	*(3-4) ft BGS*	*(3-4) ft BGS*	*(3-4) ft BGS*	*(3.5-4) ft BGS*	*(5-6) ft BGS*	*(7-8) ft BGS*	*(7-8) ft BGS*	*(7-8) ft BGS*	*(7-8) ft BGS*	*(7-8) ft BGS*
Sample Type	*Units*		*Duplicate*												
VOCs (Continued)															
Toluene	mg/kg	0.003	0.003	U	U	U	U	U	U	U	U	U	U	U	U
1,2,4-Trichlorobenzene	mg/kg	-	-	-	-	-	-	-	-	-	-	-	-	-	-
Trichloroethane	mg/kg	-	-	U	-	-	-	-	-	-	-	-	-	-	-
1,1,1-Trichloroethane	mg/kg	-	-	-	U	U	U	U	U	U	U	U	U	U	U
1,1,2-Trichloroethane	mg/kg	-	-	-	U	U	U	U	U	U	U	U	U	U	U
Trichloroethene	mg/kg	-	-	U	U	U	U	U	U	U	U	U	U	U	U
Trichlorofluoromethane (CFC-11)	mg/kg	-	-	-	-	-	-	-	-	-	-	-	-	-	-
Trifluorotrichloroethane (Freon 113)	mg/kg	-	-	-	-	-	-	-	-	-	-	-	-	-	-
Vinyl acetate	mg/kg	-	-	-	-	-	-	-	-	-	-	-	-	-	-
Vinyl chloride	mg/kg	-	-	-	-	-	-	-	-	-	-	-	-	-	-
Xylenes (total)	mg/kg	0.003	0.002	U	U	U	U	U	U	U	U	U	U	U	U
Semi-Volatile Organic Compounds (SVOCs)															
Acenaphthene	mg/kg	-	-	-	-	-	-	-	-	-	-	-	-	-	-
Acenaphthylene	mg/kg	-	-	-	-	-	-	-	-	-	-	-	-	-	-
Acetophenone	mg/kg	-	-	-	-	-	-	-	-	-	-	-	-	-	-
Anthracene	mg/kg	-	-	-	-	-	-	-	-	-	-	-	-	-	-
Atrazine	mg/kg	-	-	-	-	-	-	-	-	-	-	-	-	-	-
Benzaldehyde	mg/kg	-	-	-	-	-	-	-	-	-	-	-	-	-	-
Benzo(a)anthracene	mg/kg	-	-	-	-	-	-	-	-	-	-	-	-	-	-
Benzo(a)pyrene	mg/kg	-	-	-	-	-	-	-	-	-	-	-	-	-	-
Benzo(b)fluoranthene	mg/kg	-	-	-	-	-	-	-	-	-	-	-	-	-	-
Benzo(g,h,i)perylene	mg/kg	-	-	-	-	-	-	-	-	-	-	-	-	-	-
Benzo(k)fluoranthene	mg/kg	-	-	-	-	-	-	-	-	-	-	-	-	-	-
Benzoic acid	mg/kg	-	-	-	-	-	-	-	-	-	-	-	-	-	-
Biphenyl (1,1-Biphenyl)	mg/kg	-	-	-	-	-	-	-	-	-	-	-	-	-	-
4-Bromophenyl phenyl ether	mg/kg	-	-	-	-	-	-	-	-	-	-	-	-	-	-
Butyl benzylphthalate (BBP)	mg/kg	-	-	-	-	-	-	-	-	-	-	-	-	-	-
Caprolactam	mg/kg	-	-	-	-	-	-	-	-	-	-	-	-	-	-
Carbazole	mg/kg	-	-	-	-	-	-	-	-	-	-	-	-	-	-
4-Chloro-3-methylphenol	mg/kg	-	-	-	-	-	-	-	-	-	-	-	-	-	-
4-Chloroaniline	mg/kg	-	-	-	-	-	-	-	-	-	-	-	-	-	-
bis(2-Chloroethoxy)methane	mg/kg	-	-	-	-	-	-	-	-	-	-	-	-	-	-
bis(2-Chloroethyl)ether	mg/kg	-	-	-	-	-	-	-	-	-	-	-	-	-	-
2-Chloronaphthalene	mg/kg	-	-	-	-	-	-	-	-	-	-	-	-	-	-
2-Chlorophenol	mg/kg	-	-	-	-	-	-	-	-	-	-	-	-	-	-
4-Chlorophenyl phenyl ether	mg/kg	-	-	-	-	-	-	-	-	-	-	-	-	-	-
Chrysene	mg/kg	-	-	-	-	-	-	-	-	-	-	-	-	-	-
Dibenz(a,h)anthracene	mg/kg	-	-	-	-	-	-	-	-	-	-	-	-	-	-
Dibenzofuran	mg/kg	-	-	-	-	-	-	-	-	-	-	-	-	-	-
1,2-Dichlorobenzene	mg/kg	-	-	-	-	-	-	-	-	-	-	-	-	-	-
1,3-Dichlorobenzene	mg/kg	-	-	-	-	-	-	-	-	-	-	-	-	-	-
1,4-Dichlorobenzene	mg/kg	-	-	-	-	-	-	-	-	-	-	-	-	-	-
3,3'-Dichlorobenzidine	mg/kg	-	-	-	-	-	-	-	-	-	-	-	-	-	-
2,4-Dichlorophenol	mg/kg	-	-	-	-	-	-	-	-	-	-	-	-	-	-
Diethyl phthalate	mg/kg	-	-	-	-	-	-	-	-	-	-	-	-	-	-

APPENDIX G.1

SOIL QUALITY DATA
RFI REPORT
FORMER MANUAL TRANSMISSIONS OF MUNCIE FACILITY
MUNCIE, INDIANA

AOI		*NA*	*NA*	*NA*	*NA*	*NA*	*NA*	*NA*	*NA*	*NA*	*NA*	*NA*	*NA*	*NA*	*NA*
Sample Location		*SB-129*	*SB-129*	*SB-130*	*PB-02*	*PB-03*	*PB-04*	*PB-06*	*PB-05*	*PB-01*	*PB-01*	*PB-02*	*PB-03*	*PB-04*	*PB-05*
Sample Identification		*SB-129*	*SB-129(Dup)*	*SB-130*	*PB-2*	*PB-3*	*PB-4*	*PB-6*	*PB-5*	*PB-1*	*PB-1*	*PB-2*	*PB-3*	*PB-4*	*PB-5*
Sample Date		*3/1/1992*	*3/1/1992*	*3/1/1992*	*7/1/2001*	*7/1/2001*	*7/1/2001*	*7/1/2001*	*7/1/2001*	*7/1/2001*	*7/1/2001*	*7/1/2001*	*7/1/2001*	*7/1/2001*	*7/1/2001*
Sample Depth		*(55-57) ft BGS*	*(55-57) ft BGS*	*(55-57) ft BGS*	*(3-4) ft BGS*	*(3-4) ft BGS*	*(3-4) ft BGS*	*(3-4) ft BGS*	*(3.5-4) ft BGS*	*(5-6) ft BGS*	*(7-8) ft BGS*	*(7-8) ft BGS*	*(7-8) ft BGS*	*(7-8) ft BGS*	*(7-8) ft BGS*
Sample Type	*Units*		*Duplicate*												
SVOCs (Continued)															
Dimethyl phthalate	mg/kg	-	-	-	-	-	-	-	-	-	-	-	-	-	-
2,4-Dimethylphenol	mg/kg	-	-	-	-	-	-	-	-	-	-	-	-	-	-
Di-n-butylphthalate (DBP)	mg/kg	-	-	-	-	-	-	-	-	-	-	-	-	-	-
4,6-Dinitro-2-methylphenol	mg/kg	-	-	-	-	-	-	-	-	-	-	-	-	-	-
2,4-Dinitrophenol	mg/kg	-	-	-	-	-	-	-	-	-	-	-	-	-	-
2,4-Dinitrotoluene	mg/kg	-	-	-	-	-	-	-	-	-	-	-	-	-	-
2,6-Dinitrotoluene	mg/kg	-	-	-	-	-	-	-	-	-	-	-	-	-	-
Di-n-octyl phthalate (DnOP)	mg/kg	-	-	-	-	-	-	-	-	-	-	-	-	-	-
bis(2-Ethylhexyl)phthalate (DEHP)	mg/kg	-	-	-	-	-	-	-	-	-	-	-	-	-	-
Fluoranthene	mg/kg	-	-	-	-	-	-	-	-	-	-	-	-	-	-
Fluorene	mg/kg	-	-	-	-	-	-	-	-	-	-	-	-	-	-
Hexachlorobenzene	mg/kg	-	-	-	-	-	-	-	-	-	-	-	-	-	-
Hexachlorobutadiene	mg/kg	-	-	-	-	-	-	-	-	-	-	-	-	-	-
Hexachlorocyclopentadiene	mg/kg	-	-	-	-	-	-	-	-	-	-	-	-	-	-
Hexachloroethane	mg/kg	-	-	-	-	-	-	-	-	-	-	-	-	-	-
Indeno(1,2,3-cd)pyrene	mg/kg	-	-	-	-	-	-	-	-	-	-	-	-	-	-
Isophorone	mg/kg	-	-	-	-	-	-	-	-	-	-	-	-	-	-
2-Methylnaphthalene	mg/kg	-	-	-	-	-	-	-	-	-	-	-	-	-	-
2-Methylphenol	mg/kg	-	-	-	-	-	-	-	-	-	-	-	-	-	-
3&4-Methylphenol	mg/kg	-	-	-	-	-	-	-	-	-	-	-	-	-	-
4-Methylphenol	mg/kg	-	-	-	-	-	-	-	-	-	-	-	-	-	-
Naphthalene	mg/kg	-	-	-	-	-	-	-	-	-	-	-	-	-	-
2-Nitroaniline	mg/kg	-	-	-	-	-	-	-	-	-	-	-	-	-	-
3-Nitroaniline	mg/kg	-	-	-	-	-	-	-	-	-	-	-	-	-	-
4-Nitroaniline	mg/kg	-	-	-	-	-	-	-	-	-	-	-	-	-	-
Nitrobenzene	mg/kg	-	-	-	-	-	-	-	-	-	-	-	-	-	-
2-Nitrophenol	mg/kg	-	-	-	-	-	-	-	-	-	-	-	-	-	-
4-Nitrophenol	mg/kg	-	-	-	-	-	-	-	-	-	-	-	-	-	-
N-Nitrosodi-n-propylamine	mg/kg	-	-	-	-	-	-	-	-	-	-	-	-	-	-
N-Nitrosodiphenylamine	mg/kg	-	-	-	-	-	-	-	-	-	-	-	-	-	-
N-Nitrosodimethylamine	mg/kg	-	-	-	-	-	-	-	-	-	-	-	-	-	-
2,2'-Oxybis(1-chloropropane)	mg/kg	-	-	-	-	-	-	-	-	-	-	-	-	-	-
Pentachlorophenol	mg/kg	-	-	-	-	-	-	-	-	-	-	-	-	-	-
Phenanthrene	mg/kg	-	-	-	-	-	-	-	-	-	-	-	-	-	-
Phenol	mg/kg	-	-	-	-	-	-	-	-	-	-	-	-	-	-
Pyrene	mg/kg	-	-	-	-	-	-	-	-	-	-	-	-	-	-
1,2,4-Trichlorobenzene	mg/kg	-	-	-	-	-	-	-	-	-	-	-	-	-	-
2,4,5-Trichlorophenol	mg/kg	-	-	-	-	-	-	-	-	-	-	-	-	-	-
2,4,6-Trichlorophenol	mg/kg	-	-	-	-	-	-	-	-	-	-	-	-	-	-

APPENDIX G.1

SOIL QUALITY DATA
RFI REPORT
FORMER MANUAL TRANSMISSIONS OF MUNCIE FACILITY
MUNCIE, INDIANA

AOI		*NA*	*NA*	*NA*	*NA*	*NA*	*NA*	*NA*	*NA*	*NA*	*NA*	*NA*	*NA*	*NA*	*NA*
Sample Location		*SB-129*	*SB-129*	*SB-130*	*PB-02*	*PB-03*	*PB-04*	*PB-06*	*PB-05*	*PB-01*	*PB-01*	*PB-02*	*PB-03*	*PB-04*	*PB-05*
Sample Identification		*SB-129*	*SB-129(Dup)*	*SB-130*	*PB-2*	*PB-3*	*PB-4*	*PB-6*	*PB-5*	*PB-1*	*PB-1*	*PB-2*	*PB-3*	*PB-4*	*PB-5*
Sample Date		*3/1/1992*	*3/1/1992*	*3/1/1992*	*7/1/2001*	*7/1/2001*	*7/1/2001*	*7/1/2001*	*7/1/2001*	*7/1/2001*	*7/1/2001*	*7/1/2001*	*7/1/2001*	*7/1/2001*	*7/1/2001*
Sample Depth		*(55-57) ft BGS*	*(55-57) ft BGS*	*(55-57) ft BGS*	*(3-4) ft BGS*	*(3-4) ft BGS*	*(3-4) ft BGS*	*(3-4) ft BGS*	*(3.5-4) ft BGS*	*(5-6) ft BGS*	*(7-8) ft BGS*	*(7-8) ft BGS*	*(7-8) ft BGS*	*(7-8) ft BGS*	*(7-8) ft BGS*
Sample Type	*Units*		*Duplicate*												
Polychlorinated Biphenyls (PCBs)															
Aroclor-1016 (PCB-1016)	mg/kg	-	-	-	-	-	-	-	-	-	-	-	-	-	-
Aroclor-1221 (PCB-1221)	mg/kg	-	-	-	-	-	-	-	-	-	-	-	-	-	-
Aroclor-1232 (PCB-1232)	mg/kg	-	-	-	-	-	-	-	-	-	-	-	-	-	-
Aroclor-1242 (PCB-1242)	mg/kg	-	-	-	-	-	-	-	-	-	-	-	-	-	-
Aroclor-1248 (PCB-1248)	mg/kg	-	-	-	-	-	-	-	-	-	-	-	-	-	-
Aroclor-1254 (PCB-1254)	mg/kg	-	-	-	-	-	-	-	-	-	-	-	-	-	-
Aroclor-1260 (PCB-1260)	mg/kg	-	-	-	-	-	-	-	-	-	-	-	-	-	-
Total PCBs	mg/kg	-	-	-	-	-	-	-	-	-	-	-	-	-	-
Total Petroleum Hydrocarbons (TPH)															
Total Petroleum Hydrocarbons - Diesel	mg/kg	-	-	-	-	-	-	-	-	-	-	-	-	-	-
Total Petroleum Hydrocarbons - Gas	mg/kg	-	-	-	-	-	-	-	-	-	-	-	-	-	-
Total Petroleum Hydrocarbons - Oil	mg/kg	-	-	-	-	-	-	-	-	-	-	-	-	-	-
Total Petroleum Hydrocarbons	mg/kg	-	-	-	-	-	-	-	-	-	-	-	-	-	-
Total Petroleum Hydrocarbons - Purgeable (GRO)	mg/kg	-	-	-	-	-	-	-	-	-	-	-	-	-	-
Total Petroleum Hydrocarbons (C10-C20)	mg/kg	-	-	-	-	-	-	-	-	-	-	-	-	-	-
Total Petroleum Hydrocarbons (C20-C34)	mg/kg	-	-	-	-	-	-	-	-	-	-	-	-	-	-
Total Petroleum Hydrocarbons (C6-C10) GRO	mg/kg	-	-	-	-	-	-	-	-	-	-	-	-	-	-
Metals															
Aluminum	mg/kg	-	-	-	-	-	-	-	-	-	-	-	-	-	-
Antimony	mg/kg	-	-	-	-	-	-	-	-	-	-	-	-	-	-
Arsenic	mg/kg	-	-	-	-	-	-	-	-	-	-	-	-	-	-
Barium	mg/kg	-	-	-	-	-	-	-	-	-	-	-	-	-	-
Beryllium	mg/kg	-	-	-	-	-	-	-	-	-	-	-	-	-	-
Cadmium	mg/kg	-	-	-	-	-	-	-	-	-	-	-	-	-	-
Calcium	mg/kg	-	-	-	-	-	-	-	-	-	-	-	-	-	-
Chromium	mg/kg	-	-	-	-	-	-	-	-	-	-	-	-	-	-
Chromium VI (hexavalent)	mg/kg	-	-	-	-	-	-	-	-	-	-	-	-	-	-
Cobalt	mg/kg	-	-	-	-	-	-	-	-	-	-	-	-	-	-
Copper	mg/kg	-	-	-	-	-	-	-	-	-	-	-	-	-	-
Iron	mg/kg	-	-	-	-	-	-	-	-	-	-	-	-	-	-
Lead	mg/kg	-	-	-	-	-	-	-	-	-	-	-	-	-	-
Magnesium	mg/kg	-	-	-	-	-	-	-	-	-	-	-	-	-	-
Manganese	mg/kg	-	-	-	-	-	-	-	-	-	-	-	-	-	-
Mercury	mg/kg	-	-	-	-	-	-	-	-	-	-	-	-	-	-
Nickel	mg/kg	-	-	-	-	-	-	-	-	-	-	-	-	-	-
Potassium	mg/kg	-	-	-	-	-	-	-	-	-	-	-	-	-	-
Selenium	mg/kg	-	-	-	-	-	-	-	-	-	-	-	-	-	-
Silver	mg/kg	-	-	-	-	-	-	-	-	-	-	-	-	-	-
Sodium	mg/kg	-	-	-	-	-	-	-	-	-	-	-	-	-	-
Thallium	mg/kg	-	-	-	-	-	-	-	-	-	-	-	-	-	-
Vanadium	mg/kg	-	-	-	-	-	-	-	-	-	-	-	-	-	-
Zinc	mg/kg	-	-	-	-	-	-	-	-	-	-	-	-	-	-

APPENDIX G.1

SOIL QUALITY DATA
RFI REPORT
FORMER MANUAL TRANSMISSIONS OF MUNCIE FACILITY
MUNCIE, INDIANA

AOI		*NA*	*NA*	*NA*	*NA*	*NA*	*NA*	*NA*	*NA*	*NA*	*NA*	*NA*	*NA*	*NA*	*NA*	*NA*
Sample Location		*SB-129*	*SB-129*	*SB-130*	*PB-02*	*PB-03*	*PB-04*	*PB-06*	*PB-05*	*PB-01*	*PB-01*	*PB-02*	*PB-03*	*PB-04*	*PB-05*
Sample Identification		*SB-129*	*SB-129(Dup)*	*SB-130*	*PB-2*	*PB-3*	*PB-4*	*PB-6*	*PB-5*	*PB-1*	*PB-1*	*PB-2*	*PB-3*	*PB-4*	*PB-5*
Sample Date		*3/1/1992*	*3/1/1992*	*3/1/1992*	*7/1/2001*	*7/1/2001*	*7/1/2001*	*7/1/2001*	*7/1/2001*	*7/1/2001*	*7/1/2001*	*7/1/2001*	*7/1/2001*	*7/1/2001*	*7/1/2001*
Sample Depth		*(55-57) ft BGS*	*(55-57) ft BGS*	*(55-57) ft BGS*	*(3-4) ft BGS*	*(3-4) ft BGS*	*(3-4) ft BGS*	*(3-4) ft BGS*	*(3.5-4) ft BGS*	*(5-6) ft BGS*	*(7-8) ft BGS*	*(7-8) ft BGS*	*(7-8) ft BGS*	*(7-8) ft BGS*	*(7-8) ft BGS*
Sample Type	*Units*		*Duplicate*												
General Chemistry															
Carbonate (as CaCO3)	mg/kg	-	-	-	-	-	-	-	-	-	-	-	-	-	-
Chloride	mg/kg	-	-	-	-	-	-	-	-	-	-	-	-	-	-
Chloride	s.u.	-	-	-	-	-	-	-	-	-	-	-	-	-	-
Cyanide (total)	mg/kg	-	-	-	-	-	-	-	-	-	-	-	-	-	-
N-Hexane extractable material	mg/kg	-	-	-	-	-	-	-	-	-	-	-	-	-	-
Percent moisture	%	-	-	-	-	-	-	-	-	-	-	-	-	-	-
pH	s.u.	-	-	-	-	-	-	-	-	-	-	-	-	-	-
Saturated aliphatic hydrocarbons	mg/kg	-	-	-	-	-	-	-	-	-	-	-	-	-	-
Sulfate	mg/kg	-	-	-	-	-	-	-	-	-	-	-	-	-	-
Total solids	%	-	-	-	-	-	-	-	-	-	-	-	-	-	-

Notes
mg/kg - Milligrams per kilogram
"-" - No value
U - Not detected at the associated reporting limit
J - Estimated concentration
UJ - Not detected; associated reporting limit is estimated
R - Rejected
s.u. - Standard units
nc - No criteria
ND - Non Detect (calculation)
BOLD[abc] Concentration exceeds associated screening level
IDEM Appendix A: Screening Levels Remedation Closure Guide - March 25, 2014
a - Exceeds IDEM residential migration to ground water screening levels
b - Exceeds IDEM commercial/industrial direct contact screening levels
c - Exceeds IDEM excavation direct contact screening levels

APPENDIX G.1

SOIL QUALITY DATA
RFI REPORT
FORMER MANUAL TRANSMISSIONS OF MUNCIE FACILITY
MUNCIE, INDIANA

AOI		*NA*	*NA*	*NA*	*NA*	*NA*	*NA*	*NA*	*NA*	*NA*	*NA*	*NA*	*NA*
Sample Location		*PB-06*	*PB-01*	*PB-02*	*PB-03*	*PB-04*	*PB-05*	*PB-06*	*PB-03*	*PB-01*	*PB-02*	*PB-04*	*PB-06*
Sample Identification		*PB-6*	*PB-1*	*PB-2*	*PB-3*	*PB-4*	*PB-5*	*PB-6*	*PB-3*	*PB-1*	*PB-2*	*PB-4*	*PB-6*
Sample Date		*7/1/2001*	*7/1/2001*	*7/1/2001*	*7/1/2001*	*7/1/2001*	*7/1/2001*	*7/1/2001*	*7/1/2001*	*7/1/2001*	*7/1/2001*	*7/1/2001*	*7/1/2001*
Sample Depth		*(7-8) ft BGS*	*(11-12) ft BGS*	*(11-12) ft BGS*	*(11-12) ft BGS*	*(11-12) ft BGS*	*(11-12) ft BGS*	*(11-12) ft BGS*	*(14-15) ft BGS*	*(15-16) ft BGS*	*(15-16) ft BGS*	*(15-16) ft BGS*	*(15-16) ft BGS*
Sample Type	*Units*												
Volatile Organic Compounds (VOCs)													
Acetone	mg/kg	U	U	U	U	U	U	U	U	U	U	U	U
Benzene	mg/kg	U	U	U	U	U	U	U	U	U	U	U	U
Benzyl alcohol	mg/kg	-	-	-	-	-	-	-	-	-	-	-	-
Bromodichloromethane	mg/kg	-	-	-	-	-	-	-	-	-	-	-	-
Bromoform	mg/kg	-	-	-	-	-	-	-	-	-	-	-	-
Bromomethane (Methyl bromide)	mg/kg	-	-	-	-	-	-	-	-	-	-	-	-
2-Butanone (Methyl ethyl ketone) (MEK)	mg/kg	U	U	U	U	U	U	U	U	U	U	U	U
Carbon disulfide	mg/kg	U	U	U	U	U	U	U	U	U	U	U	U
Carbon tetrachloride	mg/kg	U	U	U	U	U	U	U	U	U	U	U	U
4-Chloroaniline	mg/kg	-	-	-	-	-	-	-	-	-	-	-	-
Chlorobenzene	mg/kg	U	U	U	U	U	U	U	U	U	U	U	U
Chloroethane	mg/kg	-	-	-	-	-	-	-	-	-	-	-	-
2-Chloroethyl vinyl ether	mg/kg	-	-	-	-	-	-	-	-	-	-	-	-
Chloroform (Trichloromethane)	mg/kg	U	U	U	U	U	U	U	U	U	U	U	U
Chloromethane (Methyl chloride)	mg/kg	-	-	-	-	-	-	-	-	-	-	-	-
Cyclohexane	mg/kg	-	-	-	-	-	-	-	-	-	-	-	-
Dibenzofuran	mg/kg	-	-	-	-	-	-	-	-	-	-	-	-
1,2-Dibromo-3-chloropropane (DBCP)	mg/kg	-	-	-	-	-	-	-	-	-	-	-	-
Dibromochloromethane	mg/kg	-	-	-	-	-	-	-	-	-	-	-	-
1,2-Dibromoethane (Ethylene dibromide)	mg/kg	-	-	-	-	-	-	-	-	-	-	-	-
1,2-Dichlorobenzene	mg/kg	-	-	-	-	-	-	-	-	-	-	-	-
1,3-Dichlorobenzene	mg/kg	-	-	-	-	-	-	-	-	-	-	-	-
1,4-Dichlorobenzene	mg/kg	-	-	-	-	-	-	-	-	-	-	-	-
Dichlorodifluoromethane (CFC-12)	mg/kg	-	-	-	-	-	-	-	-	-	-	-	-
Dichloroethane	mg/kg	-	-	-	-	-	-	-	-	-	-	-	-
1,1-Dichloroethane	mg/kg	U	U	U	U	U	U	U	U	U	U	U	U
1,2-Dichloroethane	mg/kg	-	-	-	-	-	-	-	-	-	-	-	-
Dichloroethene	mg/kg	-	-	-	-	-	-	-	-	-	-	-	-
1,2-Dichloroethene (total)	mg/kg	-	-	-	-	-	-	-	-	-	-	-	-
1,1-Dichloroethene	mg/kg	-	-	-	-	-	-	-	-	-	-	-	-
cis-1,2-Dichloroethene	mg/kg	U	U	U	U	U	U	U	U	U	U	U	U
trans-1,2-Dichloroethene	mg/kg	-	-	-	-	-	-	-	-	-	-	-	-
1,2-Dichloropropane	mg/kg	-	-	-	-	-	-	-	-	-	-	-	-
cis-1,3-Dichloropropene	mg/kg	-	-	-	-	-	-	-	-	-	-	-	-
trans-1,3-Dichloropropene	mg/kg	-	-	-	-	-	-	-	-	-	-	-	-
Ethylbenzene	mg/kg	U	U	U	U	U	U	U	U	U	U	U	U
2-Hexanone	mg/kg	-	-	-	-	-	-	-	-	-	-	-	-
Isopropyl benzene	mg/kg	-	-	-	-	-	-	-	-	-	-	-	-
Methyl acetate	mg/kg	-	-	-	-	-	-	-	-	-	-	-	-
Methyl cyclohexane	mg/kg	-	-	-	-	-	-	-	-	-	-	-	-
Methyl tert butyl ether (MTBE)	mg/kg	-	-	-	-	-	-	-	-	-	-	-	-
4-Methyl-2-pentanone (MIBK)	mg/kg	U	U	U	U	U	U	U	U	U	U	U	U
Methylene chloride	mg/kg	U	U	U	U	U	U	U	U	U	U	U	U
Styrene	mg/kg	-	-	-	-	-	-	-	-	-	-	-	-
1,1,2,2-Tetrachloroethane	mg/kg	U	U	U	U	U	U	U	U	U	U	U	U
Tetrachloroethene	mg/kg	**0.14**[a]	U	U	U	**0.69**[a]	**10**[a]	**0.8**[a]	U	U	U	**0.96**[a]	**0.7**[a]

APPENDIX G.1

SOIL QUALITY DATA
RFI REPORT
FORMER MANUAL TRANSMISSIONS OF MUNCIE FACILITY
MUNCIE, INDIANA

AOI		*NA*	*NA*	*NA*	*NA*	*NA*	*NA*	*NA*	*NA*	*NA*	*NA*	*NA*	*NA*
Sample Location		*PB-06*	*PB-01*	*PB-02*	*PB-03*	*PB-04*	*PB-05*	*PB-06*	*PB-03*	*PB-01*	*PB-02*	*PB-04*	*PB-06*
Sample Identification		*PB-6*	*PB-1*	*PB-2*	*PB-3*	*PB-4*	*PB-5*	*PB-6*	*PB-3*	*PB-1*	*PB-2*	*PB-4*	*PB-6*
Sample Date		*7/1/2001*	*7/1/2001*	*7/1/2001*	*7/1/2001*	*7/1/2001*	*7/1/2001*	*7/1/2001*	*7/1/2001*	*7/1/2001*	*7/1/2001*	*7/1/2001*	*7/1/2001*
Sample Depth		*(7-8) ft BGS*	*(11-12) ft BGS*	*(11-12) ft BGS*	*(11-12) ft BGS*	*(11-12) ft BGS*	*(11-12) ft BGS*	*(11-12) ft BGS*	*(14-15) ft BGS*	*(15-16) ft BGS*	*(15-16) ft BGS*	*(15-16) ft BGS*	*(15-16) ft BGS*
Sample Type	*Units*												
VOCs (Continued)													
Toluene	mg/kg	U	U	U	U	U	U	U	U	U	U	U	U
1,2,4-Trichlorobenzene	mg/kg	-	-	-	-	-	-	-	-	-	-	-	-
Trichloroethane	mg/kg	-	-	-	-	-	-	-	-	-	-	-	-
1,1,1-Trichloroethane	mg/kg	U	U	U	U	U	U	U	U	U	U	U	U
1,1,2-Trichloroethane	mg/kg	U	U	U	U	U	U	U	U	U	U	U	U
Trichloroethene	mg/kg	U	U	U	U	U	0.013	U	U	U	U	0.017	U
Trichlorofluoromethane (CFC-11)	mg/kg	-	-	-	-	-	-	-	-	-	-	-	-
Trifluorotrichloroethane (Freon 113)	mg/kg	-	-	-	-	-	-	-	-	-	-	-	-
Vinyl acetate	mg/kg	-	-	-	-	-	-	-	-	-	-	-	-
Vinyl chloride	mg/kg	-	-	-	-	-	-	-	-	-	-	-	-
Xylenes (total)	mg/kg	U	U	U	U	U	U	U	U	U	U	U	U
Semi-Volatile Organic Compounds (SVOCs)													
Acenaphthene	mg/kg	-	-	-	-	-	-	-	-	-	-	-	-
Acenaphthylene	mg/kg	-	-	-	-	-	-	-	-	-	-	-	-
Acetophenone	mg/kg	-	-	-	-	-	-	-	-	-	-	-	-
Anthracene	mg/kg	-	-	-	-	-	-	-	-	-	-	-	-
Atrazine	mg/kg	-	-	-	-	-	-	-	-	-	-	-	-
Benzaldehyde	mg/kg	-	-	-	-	-	-	-	-	-	-	-	-
Benzo(a)anthracene	mg/kg	-	-	-	-	-	-	-	-	-	-	-	-
Benzo(a)pyrene	mg/kg	-	-	-	-	-	-	-	-	-	-	-	-
Benzo(b)fluoranthene	mg/kg	-	-	-	-	-	-	-	-	-	-	-	-
Benzo(g,h,i)perylene	mg/kg	-	-	-	-	-	-	-	-	-	-	-	-
Benzo(k)fluoranthene	mg/kg	-	-	-	-	-	-	-	-	-	-	-	-
Benzoic acid	mg/kg	-	-	-	-	-	-	-	-	-	-	-	-
Biphenyl (1,1-Biphenyl)	mg/kg	-	-	-	-	-	-	-	-	-	-	-	-
4-Bromophenyl phenyl ether	mg/kg	-	-	-	-	-	-	-	-	-	-	-	-
Butyl benzylphthalate (BBP)	mg/kg	-	-	-	-	-	-	-	-	-	-	-	-
Caprolactam	mg/kg	-	-	-	-	-	-	-	-	-	-	-	-
Carbazole	mg/kg	-	-	-	-	-	-	-	-	-	-	-	-
4-Chloro-3-methylphenol	mg/kg	-	-	-	-	-	-	-	-	-	-	-	-
4-Chloroaniline	mg/kg	-	-	-	-	-	-	-	-	-	-	-	-
bis(2-Chloroethoxy)methane	mg/kg	-	-	-	-	-	-	-	-	-	-	-	-
bis(2-Chloroethyl)ether	mg/kg	-	-	-	-	-	-	-	-	-	-	-	-
2-Chloronaphthalene	mg/kg	-	-	-	-	-	-	-	-	-	-	-	-
2-Chlorophenol	mg/kg	-	-	-	-	-	-	-	-	-	-	-	-
4-Chlorophenyl phenyl ether	mg/kg	-	-	-	-	-	-	-	-	-	-	-	-
Chrysene	mg/kg	-	-	-	-	-	-	-	-	-	-	-	-
Dibenz(a,h)anthracene	mg/kg	-	-	-	-	-	-	-	-	-	-	-	-
Dibenzofuran	mg/kg	-	-	-	-	-	-	-	-	-	-	-	-
1,2-Dichlorobenzene	mg/kg	-	-	-	-	-	-	-	-	-	-	-	-
1,3-Dichlorobenzene	mg/kg	-	-	-	-	-	-	-	-	-	-	-	-
1,4-Dichlorobenzene	mg/kg	-	-	-	-	-	-	-	-	-	-	-	-
3,3'-Dichlorobenzidine	mg/kg	-	-	-	-	-	-	-	-	-	-	-	-
2,4-Dichlorophenol	mg/kg	-	-	-	-	-	-	-	-	-	-	-	-
Diethyl phthalate	mg/kg	-	-	-	-	-	-	-	-	-	-	-	-

APPENDIX G.1

SOIL QUALITY DATA
RFI REPORT
FORMER MANUAL TRANSMISSIONS OF MUNCIE FACILITY
MUNCIE, INDIANA

AOI		*NA*	*NA*	*NA*	*NA*	*NA*	*NA*	*NA*	*NA*	*NA*	*NA*	*NA*	*NA*
Sample Location		*PB-06*	*PB-01*	*PB-02*	*PB-03*	*PB-04*	*PB-05*	*PB-06*	*PB-03*	*PB-01*	*PB-02*	*PB-04*	*PB-06*
Sample Identification		*PB-6*	*PB-1*	*PB-2*	*PB-3*	*PB-4*	*PB-5*	*PB-6*	*PB-3*	*PB-1*	*PB-2*	*PB-4*	*PB-6*
Sample Date		*7/1/2001*	*7/1/2001*	*7/1/2001*	*7/1/2001*	*7/1/2001*	*7/1/2001*	*7/1/2001*	*7/1/2001*	*7/1/2001*	*7/1/2001*	*7/1/2001*	*7/1/2001*
Sample Depth		*(7-8) ft BGS*	*(11-12) ft BGS*	*(11-12) ft BGS*	*(11-12) ft BGS*	*(11-12) ft BGS*	*(11-12) ft BGS*	*(11-12) ft BGS*	*(14-15) ft BGS*	*(15-16) ft BGS*	*(15-16) ft BGS*	*(15-16) ft BGS*	*(15-16) ft BGS*
Sample Type	*Units*												
SVOCs (Continued)													
Dimethyl phthalate	mg/kg	-	-	-	-	-	-	-	-	-	-	-	-
2,4-Dimethylphenol	mg/kg	-	-	-	-	-	-	-	-	-	-	-	-
Di-n-butylphthalate (DBP)	mg/kg	-	-	-	-	-	-	-	-	-	-	-	-
4,6-Dinitro-2-methylphenol	mg/kg	-	-	-	-	-	-	-	-	-	-	-	-
2,4-Dinitrophenol	mg/kg	-	-	-	-	-	-	-	-	-	-	-	-
2,4-Dinitrotoluene	mg/kg	-	-	-	-	-	-	-	-	-	-	-	-
2,6-Dinitrotoluene	mg/kg	-	-	-	-	-	-	-	-	-	-	-	-
Di-n-octyl phthalate (DnOP)	mg/kg	-	-	-	-	-	-	-	-	-	-	-	-
bis(2-Ethylhexyl)phthalate (DEHP)	mg/kg	-	-	-	-	-	-	-	-	-	-	-	-
Fluoranthene	mg/kg	-	-	-	-	-	-	-	-	-	-	-	-
Fluorene	mg/kg	-	-	-	-	-	-	-	-	-	-	-	-
Hexachlorobenzene	mg/kg	-	-	-	-	-	-	-	-	-	-	-	-
Hexachlorobutadiene	mg/kg	-	-	-	-	-	-	-	-	-	-	-	-
Hexachlorocyclopentadiene	mg/kg	-	-	-	-	-	-	-	-	-	-	-	-
Hexachloroethane	mg/kg	-	-	-	-	-	-	-	-	-	-	-	-
Indeno(1,2,3-cd)pyrene	mg/kg	-	-	-	-	-	-	-	-	-	-	-	-
Isophorone	mg/kg	-	-	-	-	-	-	-	-	-	-	-	-
2-Methylnaphthalene	mg/kg	-	-	-	-	-	-	-	-	-	-	-	-
2-Methylphenol	mg/kg	-	-	-	-	-	-	-	-	-	-	-	-
3&4-Methylphenol	mg/kg	-	-	-	-	-	-	-	-	-	-	-	-
4-Methylphenol	mg/kg	-	-	-	-	-	-	-	-	-	-	-	-
Naphthalene	mg/kg	-	-	-	-	-	-	-	-	-	-	-	-
2-Nitroaniline	mg/kg	-	-	-	-	-	-	-	-	-	-	-	-
3-Nitroaniline	mg/kg	-	-	-	-	-	-	-	-	-	-	-	-
4-Nitroaniline	mg/kg	-	-	-	-	-	-	-	-	-	-	-	-
Nitrobenzene	mg/kg	-	-	-	-	-	-	-	-	-	-	-	-
2-Nitrophenol	mg/kg	-	-	-	-	-	-	-	-	-	-	-	-
4-Nitrophenol	mg/kg	-	-	-	-	-	-	-	-	-	-	-	-
N-Nitrosodi-n-propylamine	mg/kg	-	-	-	-	-	-	-	-	-	-	-	-
N-Nitrosodiphenylamine	mg/kg	-	-	-	-	-	-	-	-	-	-	-	-
N-Nitrosodimethylamine	mg/kg	-	-	-	-	-	-	-	-	-	-	-	-
2,2'-Oxybis(1-chloropropane)	mg/kg	-	-	-	-	-	-	-	-	-	-	-	-
Pentachlorophenol	mg/kg	-	-	-	-	-	-	-	-	-	-	-	-
Phenanthrene	mg/kg	-	-	-	-	-	-	-	-	-	-	-	-
Phenol	mg/kg	-	-	-	-	-	-	-	-	-	-	-	-
Pyrene	mg/kg	-	-	-	-	-	-	-	-	-	-	-	-
1,2,4-Trichlorobenzene	mg/kg	-	-	-	-	-	-	-	-	-	-	-	-
2,4,5-Trichlorophenol	mg/kg	-	-	-	-	-	-	-	-	-	-	-	-
2,4,6-Trichlorophenol	mg/kg	-	-	-	-	-	-	-	-	-	-	-	-

APPENDIX G.1

SOIL QUALITY DATA
RFI REPORT
FORMER MANUAL TRANSMISSIONS OF MUNCIE FACILITY
MUNCIE, INDIANA

AOI		*NA*	*NA*	*NA*	*NA*	*NA*	*NA*	*NA*	*NA*	*NA*	*NA*	*NA*	*NA*
Sample Location		*PB-06*	*PB-01*	*PB-02*	*PB-03*	*PB-04*	*PB-05*	*PB-06*	*PB-03*	*PB-01*	*PB-02*	*PB-04*	*PB-06*
Sample Identification		*PB-6*	*PB-1*	*PB-2*	*PB-3*	*PB-4*	*PB-5*	*PB-6*	*PB-3*	*PB-1*	*PB-2*	*PB-4*	*PB-6*
Sample Date		*7/1/2001*	*7/1/2001*	*7/1/2001*	*7/1/2001*	*7/1/2001*	*7/1/2001*	*7/1/2001*	*7/1/2001*	*7/1/2001*	*7/1/2001*	*7/1/2001*	*7/1/2001*
Sample Depth		*(7-8) ft BGS*	*(11-12) ft BGS*	*(11-12) ft BGS*	*(11-12) ft BGS*	*(11-12) ft BGS*	*(11-12) ft BGS*	*(11-12) ft BGS*	*(14-15) ft BGS*	*(15-16) ft BGS*	*(15-16) ft BGS*	*(15-16) ft BGS*	*(15-16) ft BGS*
Sample Type	*Units*												
Polychlorinated Biphenyls (PCBs)													
Aroclor-1016 (PCB-1016)	mg/kg	-	-	-	-	-	-	-	-	-	-	-	-
Aroclor-1221 (PCB-1221)	mg/kg	-	-	-	-	-	-	-	-	-	-	-	-
Aroclor-1232 (PCB-1232)	mg/kg	-	-	-	-	-	-	-	-	-	-	-	-
Aroclor-1242 (PCB-1242)	mg/kg	-	-	-	-	-	-	-	-	-	-	-	-
Aroclor-1248 (PCB-1248)	mg/kg	-	-	-	-	-	-	-	-	-	-	-	-
Aroclor-1254 (PCB-1254)	mg/kg	-	-	-	-	-	-	-	-	-	-	-	-
Aroclor-1260 (PCB-1260)	mg/kg	-	-	-	-	-	-	-	-	-	-	-	-
Total PCBs	mg/kg	-	-	-	-	-	-	-	-	-	-	-	-
Total Petroleum Hydrocarbons (TPH)													
Total Petroleum Hydrocarbons - Diesel	mg/kg	-	-	-	-	-	-	-	-	-	-	-	-
Total Petroleum Hydrocarbons - Gas	mg/kg	-	-	-	-	-	-	-	-	-	-	-	-
Total Petroleum Hydrocarbons - Oil	mg/kg	-	-	-	-	-	-	-	-	-	-	-	-
Total Petroleum Hydrocarbons	mg/kg	-	-	-	-	-	-	-	-	-	-	-	-
Total Petroleum Hydrocarbons - Purgeable (GRO)	mg/kg	-	-	-	-	-	-	-	-	-	-	-	-
Total Petroleum Hydrocarbons (C10-C20)	mg/kg	-	-	-	-	-	-	-	-	-	-	-	-
Total Petroleum Hydrocarbons (C20-C34)	mg/kg	-	-	-	-	-	-	-	-	-	-	-	-
Total Petroleum Hydrocarbons (C6-C10) GRO	mg/kg	-	-	-	-	-	-	-	-	-	-	-	-
Metals													
Aluminum	mg/kg	-	-	-	-	-	-	-	-	-	-	-	-
Antimony	mg/kg	-	-	-	-	-	-	-	-	-	-	-	-
Arsenic	mg/kg	-	-	-	-	-	-	-	-	-	-	-	-
Barium	mg/kg	-	-	-	-	-	-	-	-	-	-	-	-
Beryllium	mg/kg	-	-	-	-	-	-	-	-	-	-	-	-
Cadmium	mg/kg	-	-	-	-	-	-	-	-	-	-	-	-
Calcium	mg/kg	-	-	-	-	-	-	-	-	-	-	-	-
Chromium	mg/kg	-	-	-	-	-	-	-	-	-	-	-	-
Chromium VI (hexavalent)	mg/kg	-	-	-	-	-	-	-	-	-	-	-	-
Cobalt	mg/kg	-	-	-	-	-	-	-	-	-	-	-	-
Copper	mg/kg	-	-	-	-	-	-	-	-	-	-	-	-
Iron	mg/kg	-	-	-	-	-	-	-	-	-	-	-	-
Lead	mg/kg	-	-	-	-	-	-	-	-	-	-	-	-
Magnesium	mg/kg	-	-	-	-	-	-	-	-	-	-	-	-
Manganese	mg/kg	-	-	-	-	-	-	-	-	-	-	-	-
Mercury	mg/kg	-	-	-	-	-	-	-	-	-	-	-	-
Nickel	mg/kg	-	-	-	-	-	-	-	-	-	-	-	-
Potassium	mg/kg	-	-	-	-	-	-	-	-	-	-	-	-
Selenium	mg/kg	-	-	-	-	-	-	-	-	-	-	-	-
Silver	mg/kg	-	-	-	-	-	-	-	-	-	-	-	-
Sodium	mg/kg	-	-	-	-	-	-	-	-	-	-	-	-
Thallium	mg/kg	-	-	-	-	-	-	-	-	-	-	-	-
Vanadium	mg/kg	-	-	-	-	-	-	-	-	-	-	-	-
Zinc	mg/kg	-	-	-	-	-	-	-	-	-	-	-	-

APPENDIX G.1

SOIL QUALITY DATA
RFI REPORT
FORMER MANUAL TRANSMISSIONS OF MUNCIE FACILITY
MUNCIE, INDIANA

AOI		***NA***	***NA***	***NA***	***NA***	***NA***	***NA***	***NA***	***NA***	***NA***	***NA***	***NA***	***NA***
Sample Location		***PB-06***	***PB-01***	***PB-02***	***PB-03***	***PB-04***	***PB-05***	***PB-06***	***PB-03***	***PB-01***	***PB-02***	***PB-04***	***PB-06***
Sample Identification		***PB-6***	***PB-1***	***PB-2***	***PB-3***	***PB-4***	***PB-5***	***PB-6***	***PB-3***	***PB-1***	***PB-2***	***PB-4***	***PB-6***
Sample Date		***7/1/2001***	***7/1/2001***	***7/1/2001***	***7/1/2001***	***7/1/2001***	***7/1/2001***	***7/1/2001***	***7/1/2001***	***7/1/2001***	***7/1/2001***	***7/1/2001***	***7/1/2001***
Sample Depth		***(7-8) ft BGS***	***(11-12) ft BGS***	***(11-12) ft BGS***	***(11-12) ft BGS***	***(11-12) ft BGS***	***(11-12) ft BGS***	***(11-12) ft BGS***	***(14-15) ft BGS***	***(15-16) ft BGS***	***(15-16) ft BGS***	***(15-16) ft BGS***	***(15-16) ft BGS***
Sample Type	***Units***												
General Chemistry													
Carbonate (as CaCO3)	mg/kg	-	-	-	-	-	-	-	-	-	-	-	-
Chloride	mg/kg	-	-	-	-	-	-	-	-	-	-	-	-
Chloride	s.u.	-	-	-	-	-	-	-	-	-	-	-	-
Cyanide (total)	mg/kg	-	-	-	-	-	-	-	-	-	-	-	-
N-Hexane extractable material	mg/kg	-	-	-	-	-	-	-	-	-	-	-	-
Percent moisture	%	-	-	-	-	-	-	-	-	-	-	-	-
pH	s.u.	-	-	-	-	-	-	-	-	-	-	-	-
Saturated aliphatic hydrocarbons	mg/kg	-	-	-	-	-	-	-	-	-	-	-	-
Sulfate	mg/kg	-	-	-	-	-	-	-	-	-	-	-	-
Total solids	%	-	-	-	-	-	-	-	-	-	-	-	-

Notes

mg/kg - Milligrams per kilogram
"-" - No value
U - Not detected at the associated reporting limit
J - Estimated concentration
UJ - Not detected; associated reporting limit is estimated
R - Rejected
s.u. - Standard units
nc - No criteria
ND - Non Detect (calculation)
BOLD[abc] Concentration exceeds associated screening level
IDEM Appendix A: Screening Levels Remedation Closure Guide - March 25, 2014
a - Exceeds IDEM residential migration to ground water screening levels
b - Exceeds IDEM commercial/industrial direct contact screening levels
c - Exceeds IDEM excavation direct contact screening levels

APPENDIX G.1

SOIL QUALITY DATA
RFI REPORT
FORMER MANUAL TRANSMISSIONS OF MUNCIE FACILITY
MUNCIE, INDIANA

AOI		***NA***
Sample Location		***PB-05***
Sample Identification		***PB-5***
Sample Date		***7/1/2001***
Sample Depth		***(19-20) ft BGS***
Sample Type	***Units***	
Volatile Organic Compounds (VOCs)		
Acetone	mg/kg	U
Benzene	mg/kg	U
Benzyl alcohol	mg/kg	-
Bromodichloromethane	mg/kg	-
Bromoform	mg/kg	-
Bromomethane (Methyl bromide)	mg/kg	-
2-Butanone (Methyl ethyl ketone) (MEK)	mg/kg	U
Carbon disulfide	mg/kg	U
Carbon tetrachloride	mg/kg	U
4-Chloroaniline	mg/kg	-
Chlorobenzene	mg/kg	U
Chloroethane	mg/kg	-
2-Chloroethyl vinyl ether	mg/kg	-
Chloroform (Trichloromethane)	mg/kg	U
Chloromethane (Methyl chloride)	mg/kg	-
Cyclohexane	mg/kg	-
Dibenzofuran	mg/kg	-
1,2-Dibromo-3-chloropropane (DBCP)	mg/kg	-
Dibromochloromethane	mg/kg	-
1,2-Dibromoethane (Ethylene dibromide)	mg/kg	-
1,2-Dichlorobenzene	mg/kg	-
1,3-Dichlorobenzene	mg/kg	-
1,4-Dichlorobenzene	mg/kg	-
Dichlorodifluoromethane (CFC-12)	mg/kg	-
Dichloroethane	mg/kg	-
1,1-Dichloroethane	mg/kg	U
1,2-Dichloroethane	mg/kg	-
Dichloroethene	mg/kg	-
1,2-Dichloroethene (total)	mg/kg	-
1,1-Dichloroethene	mg/kg	-
cis-1,2-Dichloroethene	mg/kg	U
trans-1,2-Dichloroethene	mg/kg	-
1,2-Dichloropropane	mg/kg	-
cis-1,3-Dichloropropene	mg/kg	-
trans-1,3-Dichloropropene	mg/kg	-
Ethylbenzene	mg/kg	U
2-Hexanone	mg/kg	-
Isopropyl benzene	mg/kg	-
Methyl acetate	mg/kg	-
Methyl cyclohexane	mg/kg	-
Methyl tert butyl ether (MTBE)	mg/kg	-
4-Methyl-2-pentanone (MIBK)	mg/kg	U
Methylene chloride	mg/kg	U
Styrene	mg/kg	-
1,1,2,2-Tetrachloroethane	mg/kg	U
Tetrachloroethene	mg/kg	**8.4**[a]

APPENDIX G.1

SOIL QUALITY DATA
RFI REPORT
FORMER MANUAL TRANSMISSIONS OF MUNCIE FACILITY
MUNCIE, INDIANA

AOI		***NA***
Sample Location		***PB-05***
Sample Identification		***PB-5***
Sample Date		***7/1/2001***
Sample Depth		***(19-20) ft BGS***
Sample Type	***Units***	
VOCs (Continued)		
Toluene	mg/kg	U
1,2,4-Trichlorobenzene	mg/kg	-
Trichloroethane	mg/kg	-
1,1,1-Trichloroethane	mg/kg	U
1,1,2-Trichloroethane	mg/kg	U
Trichloroethene	mg/kg	0.016
Trichlorofluoromethane (CFC-11)	mg/kg	-
Trifluorotrichloroethane (Freon 113)	mg/kg	-
Vinyl acetate	mg/kg	-
Vinyl chloride	mg/kg	-
Xylenes (total)	mg/kg	U
Semi-Volatile Organic Compounds (SVOCs)		
Acenaphthene	mg/kg	-
Acenaphthylene	mg/kg	-
Acetophenone	mg/kg	-
Anthracene	mg/kg	-
Atrazine	mg/kg	-
Benzaldehyde	mg/kg	-
Benzo(a)anthracene	mg/kg	-
Benzo(a)pyrene	mg/kg	-
Benzo(b)fluoranthene	mg/kg	-
Benzo(g,h,i)perylene	mg/kg	-
Benzo(k)fluoranthene	mg/kg	-
Benzoic acid	mg/kg	-
Biphenyl (1,1-Biphenyl)	mg/kg	-
4-Bromophenyl phenyl ether	mg/kg	-
Butyl benzylphthalate (BBP)	mg/kg	-
Caprolactam	mg/kg	-
Carbazole	mg/kg	-
4-Chloro-3-methylphenol	mg/kg	-
4-Chloroaniline	mg/kg	-
bis(2-Chloroethoxy)methane	mg/kg	-
bis(2-Chloroethyl)ether	mg/kg	-
2-Chloronaphthalene	mg/kg	-
2-Chlorophenol	mg/kg	-
4-Chlorophenyl phenyl ether	mg/kg	-
Chrysene	mg/kg	-
Dibenz(a,h)anthracene	mg/kg	-
Dibenzofuran	mg/kg	-
1,2-Dichlorobenzene	mg/kg	-
1,3-Dichlorobenzene	mg/kg	-
1,4-Dichlorobenzene	mg/kg	-
3,3'-Dichlorobenzidine	mg/kg	-
2,4-Dichlorophenol	mg/kg	-
Diethyl phthalate	mg/kg	-

APPENDIX G.1

SOIL QUALITY DATA
RFI REPORT
FORMER MANUAL TRANSMISSIONS OF MUNCIE FACILITY
MUNCIE, INDIANA

AOI		***NA***
Sample Location		***PB-05***
Sample Identification		***PB-5***
Sample Date		***7/1/2001***
Sample Depth		***(19-20) ft BGS***
Sample Type	***Units***	
SVOCs (Continued)		
Dimethyl phthalate	mg/kg	-
2,4-Dimethylphenol	mg/kg	-
Di-n-butylphthalate (DBP)	mg/kg	-
4,6-Dinitro-2-methylphenol	mg/kg	-
2,4-Dinitrophenol	mg/kg	-
2,4-Dinitrotoluene	mg/kg	-
2,6-Dinitrotoluene	mg/kg	-
Di-n-octyl phthalate (DnOP)	mg/kg	-
bis(2-Ethylhexyl)phthalate (DEHP)	mg/kg	-
Fluoranthene	mg/kg	-
Fluorene	mg/kg	-
Hexachlorobenzene	mg/kg	-
Hexachlorobutadiene	mg/kg	-
Hexachlorocyclopentadiene	mg/kg	-
Hexachloroethane	mg/kg	-
Indeno(1,2,3-cd)pyrene	mg/kg	-
Isophorone	mg/kg	-
2-Methylnaphthalene	mg/kg	-
2-Methylphenol	mg/kg	-
3&4-Methylphenol	mg/kg	-
4-Methylphenol	mg/kg	-
Naphthalene	mg/kg	-
2-Nitroaniline	mg/kg	-
3-Nitroaniline	mg/kg	-
4-Nitroaniline	mg/kg	-
Nitrobenzene	mg/kg	-
2-Nitrophenol	mg/kg	-
4-Nitrophenol	mg/kg	-
N-Nitrosodi-n-propylamine	mg/kg	-
N-Nitrosodiphenylamine	mg/kg	-
N-Nitrosodimethylamine	mg/kg	-
2,2'-Oxybis(1-chloropropane)	mg/kg	-
Pentachlorophenol	mg/kg	-
Phenanthrene	mg/kg	-
Phenol	mg/kg	-
Pyrene	mg/kg	-
1,2,4-Trichlorobenzene	mg/kg	-
2,4,5-Trichlorophenol	mg/kg	-
2,4,6-Trichlorophenol	mg/kg	-

APPENDIX G.1

SOIL QUALITY DATA
RFI REPORT
FORMER MANUAL TRANSMISSIONS OF MUNCIE FACILITY
MUNCIE, INDIANA

AOI		***NA***
Sample Location		***PB-05***
Sample Identification		***PB-5***
Sample Date		***7/1/2001***
Sample Depth		***(19-20) ft BGS***
Sample Type	***Units***	
Polychlorinated Biphenyls (PCBs)		
Aroclor-1016 (PCB-1016)	mg/kg	-
Aroclor-1221 (PCB-1221)	mg/kg	-
Aroclor-1232 (PCB-1232)	mg/kg	-
Aroclor-1242 (PCB-1242)	mg/kg	-
Aroclor-1248 (PCB-1248)	mg/kg	-
Aroclor-1254 (PCB-1254)	mg/kg	-
Aroclor-1260 (PCB-1260)	mg/kg	-
Total PCBs	mg/kg	-
Total Petroleum Hydrocarbons (TPH)		
Total Petroleum Hydrocarbons - Diesel	mg/kg	-
Total Petroleum Hydrocarbons - Gas	mg/kg	-
Total Petroleum Hydrocarbons - Oil	mg/kg	-
Total Petroleum Hydrocarbons	mg/kg	-
Total Petroleum Hydrocarbons - Purgeable (GRO)	mg/kg	-
Total Petroleum Hydrocarbons (C10-C20)	mg/kg	-
Total Petroleum Hydrocarbons (C20-C34)	mg/kg	-
Total Petroleum Hydrocarbons (C6-C10) GRO	mg/kg	-
Metals		
Aluminum	mg/kg	-
Antimony	mg/kg	-
Arsenic	mg/kg	-
Barium	mg/kg	-
Beryllium	mg/kg	-
Cadmium	mg/kg	-
Calcium	mg/kg	-
Chromium	mg/kg	-
Chromium VI (hexavalent)	mg/kg	-
Cobalt	mg/kg	-
Copper	mg/kg	-
Iron	mg/kg	-
Lead	mg/kg	-
Magnesium	mg/kg	-
Manganese	mg/kg	-
Mercury	mg/kg	-
Nickel	mg/kg	-
Potassium	mg/kg	-
Selenium	mg/kg	-
Silver	mg/kg	-
Sodium	mg/kg	-
Thallium	mg/kg	-
Vanadium	mg/kg	-
Zinc	mg/kg	-

APPENDIX G.1

SOIL QUALITY DATA
RFI REPORT
FORMER MANUAL TRANSMISSIONS OF MUNCIE FACILITY
MUNCIE, INDIANA

AOI		***NA***
Sample Location		***PB-05***
Sample Identification		***PB-5***
Sample Date		***7/1/2001***
Sample Depth		***(19-20) ft BGS***
Sample Type	***Units***	
General Chemistry		
Carbonate (as CaCO3)	mg/kg	-
Chloride	mg/kg	-
Chloride	s.u.	-
Cyanide (total)	mg/kg	-
N-Hexane extractable material	mg/kg	-
Percent moisture	%	-
pH	s.u.	-
Saturated aliphatic hydrocarbons	mg/kg	-
Sulfate	mg/kg	-
Total solids	%	-

Notes
mg/kg - Milligrams per kilogram
"-" - No value
U - Not detected at the associated reporting limit
J - Estimated concentration
UJ - Not detected; associated reporting limit is estimated
R - Rejected
s.u. - Standard units
nc - No criteria
ND - Non Detect (calculation)
BOLD[abc] Concentration exceeds associated screening level
IDEM Appendix A: Screening Levels Remedation Closure Guide - March 25, 2014
a - Exceeds IDEM residential migration to ground water screening levels
b - Exceeds IDEM commercial/industrial direct contact screening levels
c - Exceeds IDEM excavation direct contact screening levels

Appendix G.2

Borehole Water and Groundwater Grab Sample Quality Data

APPENDIX G.2

BOREHOLE WATER AND GROUNDWATER GRAB SAMPLE QUALITY DATA
RFI REPORT
FORMER MANUAL TRANSMISSIONS OF MUNCIE FACILITY
MUNCIE, INDIANA

AOI		*IDEM*	*IDEM*	*IDEM*	*AOI 1*	*AOI 2*	*AOI 10*	*AOI 10*
Sample Location		*Residential*	*Residential*	*Com./Ind.*	*BH1-11*	*BH2-11*	*BH-21*	*BH-21*
Sample Identification		*Tap Water*	*Vapor Exposure*	*Vapor Exposure*	*WB-017324-120711-TP-001*	*WB-017324-120711-TP-002*	*WG-017324-092107-MG-001*	*WG-017324-092107-MG-002*
Sample Date		*a*	*b*	*c*	*12/7/2011*	*12/7/2011*	*9/21/2007*	*9/21/2007*
Sample Depth					-	-	-	-
Sample Type	*Units*							*Duplicate*
Volatile Organic Compounds (VOCs)								
Acetone	ug/L	12000	nc	nc	17 U	10 U	10 U	17 U
Benzene	ug/L	5	24	120	1.7 U	1.0 U	0.45 J	0.52 J
Bromodichloromethane	ug/L	80	nc	nc	1.7 U	1.0 U	1.0 U	1.7 U
Bromoform	ug/L	80	nc	nc	1.7 U	1.0 U	1.0 U	1.7 U
Bromomethane (Methyl bromide)	ug/L	7	nc	nc	1.7 U	1.0 U	1.0 U	1.7 U
2-Butanone (Methyl ethyl ketone) (MEK)	ug/L	4900	nc	nc	17 U	0.59 J	10 U	17 U
Carbon disulfide	ug/L	720	nc	nc	0.23 J	1.0 U	1.0 U	1.7 U
Carbon tetrachloride	ug/L	5	5.7	28	1.7 U	1.0 U	1.0 U	1.7 U
Chlorobenzene	ug/L	100	nc	nc	1.7 U	1.0 U	1.0 U	1.7 U
Chloroethane	ug/L	21000	nc	nc	1.5 J	1.0 U	1.0 U	1.7 U
Chloroform (Trichloromethane)	ug/L	80	nc	nc	1.7 U	1.0 U	1.0 U	1.7 U
Chloromethane (Methyl chloride)	ug/L	190	nc	nc	1.7 U	1.0 U	1.0 U	1.7 U
Cyclohexane	ug/L	13000	nc	nc	1.7 U	1.0 U	0.19 J	1.7 U
1,2-Dibromo-3-chloropropane (DBCP)	ug/L	0.2	nc	nc	3.3 U	2.0 U	2.0 U	3.3 U
Dibromochloromethane	ug/L	80	nc	nc	1.7 U	1.0 U	1.0 U	1.7 U
1,2-Dibromoethane (Ethylene dibromide)	ug/L	0.05	nc	nc	1.7 U	1.0 U	1.0 U	1.7 U
1,2-Dichlorobenzene	ug/L	600	nc	nc	1.7 U	1.0 U	1.0 U	1.7 U
1,3-Dichlorobenzene	ug/L	nc	nc	nc	1.7 U	1.0 U	1.0 U	1.7 U
1,4-Dichlorobenzene	ug/L	75	nc	nc	1.7 U	1.0 U	1.0 U	1.7 U
Dichlorodifluoromethane (CFC-12)	ug/L	190	nc	nc	1.7 U	1.0 U	1.0 U	1.7 U
1,1-Dichloroethane	ug/L	24	110	550	**49**[a]	1.0 U	1.0 U	1.7 U
1,2-Dichloroethane	ug/L	5	43	210	1.7 U	1.0 U	1.0 U	1.7 U
1,1-Dichloroethene	ug/L	7	300	1300	3.4	1.0 U	1.0 U	1.7 U
cis-1,2-Dichloroethene	ug/L	70	nc	nc	7.7	1.0 U	17	22
trans-1,2-Dichloroethene	ug/L	100	nc	nc	0.57 J	1.0 U	27 J	46 J
1,2-Dichloropropane	ug/L	5	nc	nc	1.7 U	1.0 U	1.0 U	1.7 U
cis-1,3-Dichloropropene	ug/L	nc	nc	nc	1.7 U	1.0 U	1.0 U	1.7 U
trans-1,3-Dichloropropene	ug/L	nc	nc	nc	1.7 U	1.0 U	1.0 U	1.7 U
Ethylbenzene	ug/L	700	nc	nc	1.7 U	1.0 U	1.0 U	1.7 U
2-Hexanone	ug/L	34	nc	nc	17 U	10 U	10 U	17 U
Isopropyl benzene	ug/L	390	nc	nc	1.7 U	1.0 U	1.0 U	1.7 U
Methyl acetate	ug/L	16000	nc	nc	17 U	10 U	10 U	17 U
Methyl cyclohexane	ug/L	nc	nc	nc	1.7 U	1.0 U	1.0 U	1.7 U
Methyl tert butyl ether (MTBE)	ug/L	120	nc	nc	8.4 U	5.0 U	5.0 U	8.4 U
4-Methyl-2-pentanone (MIBK)	ug/L	1000	nc	nc	17 U	10 U	10 U	17 U
Methylene chloride	ug/L	5	nc	nc	1.7 U	1.0 U	1.0 U	1.7 U
Styrene	ug/L	100	nc	nc	1.7 U	1.0 U	1.0 U	1.7 U
1,1,2,2-Tetrachloroethane	ug/L	0.66	63	310	1.7 U	1.0 U	1.0 U	1.7 U
Tetrachloroethene	ug/L	5	110	470	1.5 J	1.0 U	**19**[a]	**19**[a]
Toluene	ug/L	1000	nc	nc	1.7 U	0.15 J	1.1	1.0 J
1,2,4-Trichlorobenzene	ug/L	70	nc	nc	1.7 U	1.0 U	1.0 U	1.7 U
1,1,1-Trichloroethane	ug/L	200	13000	54000	56	1.0 U	1.0 U	1.7 U
1,1,2-Trichloroethane	ug/L	5	11	46	1.7 U	1.0 U	1.0 U	1.7 U
Trichloroethene	ug/L	5	9.1	38	2.3	1.0 U	**7.5**[a]	**9.1**[a]
Trichlorofluoromethane (CFC-11)	ug/L	1100	nc	nc	1.7 U	0.80 J	1.0 U	1.7 U

APPENDIX G.2

BOREHOLE WATER AND GROUNDWATER GRAB SAMPLE QUALITY DATA
RFI REPORT
FORMER MANUAL TRANSMISSIONS OF MUNCIE FACILITY
MUNCIE, INDIANA

AOI		*IDEM*	*IDEM*	*IDEM*	*AOI 1*	*AOI 2*	*AOI 10*	*AOI 10*
Sample Location		*Residential*	*Residential*	*Com./Ind.*	*BH1-11*	*BH2-11*	*BH-21*	*BH-21*
Sample Identification		*Tap Water*	*Vapor Exposure*	*Vapor Exposure*	*WB-017324-120711-TP-001*	*WB-017324-120711-TP-002*	*WG-017324-092107-MG-001*	*WG-017324-092107-MG-002*
Sample Date		*a*	*b*	*c*	*12/7/2011*	*12/7/2011*	*9/21/2007*	*9/21/2007*
Sample Depth					-	-	-	-
Sample Type	*Units*							*Duplicate*
VOCs (Continued)								
Trifluorotrichloroethane (Freon 113)	ug/L	53000	nc	nc	1.7 U	1.0 U	1.0 U	1.7 U
Vinyl chloride	ug/L	2	2	35	1.3 J	1.0 U	1.0 U	1.7 U
Xylenes (total)	ug/L	10000	nc	nc	3.3 U	2.0 U	0.55 J	1.1 J
Semi-Volatile Organic Compounds (SVOCs)								
Acenaphthene	ug/L	400	nc	nc	0.22 U	0.20 U	-	-
Acenaphthylene	ug/L	nc	nc	nc	0.22 U	0.20 U	-	-
Acetophenone	ug/L	1500	nc	nc	1.1 U	1.0 U	-	-
Anthracene	ug/L	1300	nc	nc	0.22 U	0.20 U	-	-
Atrazine	ug/L	3	nc	nc	1.1 U	1.0 U	-	-
Benzaldehyde	ug/L	1500	nc	nc	1.1 U	1.0 U	-	-
Benzo(a)anthracene	ug/L	0.29	nc	nc	0.22 UJ	0.20 U	-	-
Benzo(a)pyrene	ug/L	0.2	nc	nc	0.22 UJ	0.20 U	-	-
Benzo(b)fluoranthene	ug/L	0.29	nc	nc	0.22 U	0.20 U	-	-
Benzo(g,h,i)perylene	ug/L	nc	nc	nc	R	0.20 U	-	-
Benzo(k)fluoranthene	ug/L	2.9	nc	nc	0.22 U	0.20 U	-	-
Biphenyl (1,1-Biphenyl)	ug/L	0.83	nc	nc	1.1 U	1.0 U	-	-
4-Bromophenyl phenyl ether	ug/L	nc	nc	nc	2.2 U	2.0 U	-	-
Butyl benzylphthalate (BBP)	ug/L	140	nc	nc	1.1 U	1.0 U	-	-
Caprolactam	ug/L	7700	nc	nc	5.4 U	5.0 U	-	-
Carbazole	ug/L	nc	nc	nc	1.1 U	1.0 U	-	-
4-Chloro-3-methylphenol	ug/L	1100	nc	nc	2.2 U	2.0 U	-	-
4-Chloroaniline	ug/L	3.2	nc	nc	2.2 U	2.0 U	-	-
bis(2-Chloroethoxy)methane	ug/L	46	nc	nc	1.1 U	1.0 U	-	-
bis(2-Chloroethyl)ether	ug/L	0.12	nc	nc	1.1 U	1.0 U	-	-
2-Chloronaphthalene	ug/L	550	nc	nc	1.1 U	1.0 U	-	-
2-Chlorophenol	ug/L	71	nc	nc	1.1 U	1.0 U	-	-
4-Chlorophenyl phenyl ether	ug/L	nc	nc	nc	2.2 U	2.0 U	-	-
Chrysene	ug/L	29	nc	nc	0.22 UJ	0.20 U	-	-
Dibenz(a,h)anthracene	ug/L	0.029	nc	nc	0.22 UJ	0.20 U	-	-
Dibenzofuran	ug/L	5.8	nc	nc	1.1 U	1.0 U	-	-
3,3'-Dichlorobenzidine	ug/L	1.1	nc	nc	R	5.0 U	-	-
2,4-Dichlorophenol	ug/L	35	nc	nc	2.2 U	2.0 U	-	-
Diethyl phthalate	ug/L	11000	nc	nc	1.1 U	1.0 U	-	-
Dimethyl phthalate	ug/L	nc	nc	nc	1.1 U	1.0 U	-	-
2,4-Dimethylphenol	ug/L	270	nc	nc	2.2 U	2.0 U	-	-
Di-n-butylphthalate (DBP)	ug/L	670	nc	nc	1.1 U	1.0 U	-	-
4,6-Dinitro-2-methylphenol	ug/L	1.2	nc	nc	5.4 U	5.0 U	-	-
2,4-Dinitrophenol	ug/L	30	nc	nc	5.4 U	5.0 U	-	-
2,4-Dinitrotoluene	ug/L	2	nc	nc	5.4 U	5.0 U	-	-
2,6-Dinitrotoluene	ug/L	0.42	nc	nc	5.4 U	5.0 U	-	-
Di-n-octyl phthalate (DnOP)	ug/L	160	nc	nc	R	1.0 U	-	-
bis(2-Ethylhexyl)phthalate (DEHP)	ug/L	6	nc	nc	2.2 UJ	2.0 U	-	-
Fluoranthene	ug/L	630	nc	nc	0.22 U	0.20 U	-	-
Fluorene	ug/L	220	nc	nc	0.22 U	0.20 U	-	-
Hexachlorobenzene	ug/L	1	nc	nc	0.22 U	0.20 U	-	-

APPENDIX G.2

BOREHOLE WATER AND GROUNDWATER GRAB SAMPLE QUALITY DATA
RFI REPORT
FORMER MANUAL TRANSMISSIONS OF MUNCIE FACILITY
MUNCIE, INDIANA

AOI		*IDEM*	*IDEM*	*IDEM*	*AOI 1*	*AOI 2*	*AOI 10*	*AOI 10*
Sample Location		*Residential*	*Residential*	*Com./Ind.*	*BH1-11*	*BH2-11*	*BH-21*	*BH-21*
Sample Identification		*Tap Water*	*Vapor Exposure*	*Vapor Exposure*	*WB-017324-120711-TP-001*	*WB-017324-120711-TP-002*	*WG-017324-092107-MG-001*	*WG-017324-092107-MG-002*
Sample Date		*a*	*b*	*c*	*12/7/2011*	*12/7/2011*	*9/21/2007*	*9/21/2007*
Sample Depth					-	-	-	-
Sample Type	*Units*							*Duplicate*
SVOCs (Continued)								
Hexachlorobutadiene	ug/L	2.6	nc	nc	1.1 U	1.0 U	-	-
Hexachlorocyclopentadiene	ug/L	50	nc	nc	11 U	10 U	-	-
Hexachloroethane	ug/L	5.1	nc	nc	1.1 U	1.0 U	-	-
Indeno(1,2,3-cd)pyrene	ug/L	0.29	nc	nc	0.22 U	0.20 U	-	-
Isophorone	ug/L	670	nc	nc	R	1.0 U	-	-
2-Methylnaphthalene	ug/L	27	nc	nc	0.22 U	0.20 U	-	-
2-Methylphenol	ug/L	720	nc	nc	1.1 U	1.0 U	-	-
3&4-Methylphenol	ug/L	nc	nc	nc	2.2 U	2.0 U	-	-
Naphthalene	ug/L	1.4	91	460	0.22 U	0.20 U	-	-
2-Nitroaniline	ug/L	150	nc	nc	2.2 U	2.0 U	-	-
3-Nitroaniline	ug/L	nc	nc	nc	2.2 U	2.0 U	-	-
4-Nitroaniline	ug/L	33	nc	nc	2.2 U	2.0 U	-	-
Nitrobenzene	ug/L	1.2	nc	nc	1.1 U	1.0 U	-	-
2-Nitrophenol	ug/L	nc	nc	nc	2.2 U	2.0 U	-	-
4-Nitrophenol	ug/L	nc	nc	nc	5.4 U	5.0 U	-	-
N-Nitrosodi-n-propylamine	ug/L	0.093	nc	nc	1.1 U	1.0 U	-	-
N-Nitrosodiphenylamine	ug/L	100	nc	nc	1.1 U	1.0 U	-	-
2,2'-Oxybis(1-chloropropane)	ug/L	3.1	nc	nc	1.1 U	1.0 U	-	-
Pentachlorophenol	ug/L	1	nc	nc	5.4 U	5.0 U	-	-
Phenanthrene	ug/L	nc	nc	nc	0.22 U	0.20 U	-	-
Phenol	ug/L	4500	nc	nc	1.1 U	1.0 U	-	-
Pyrene	ug/L	87	nc	nc	0.22 U	0.20 U	-	-
2,4,5-Trichlorophenol	ug/L	890	nc	nc	5.4 U	5.0 U	-	-
2,4,6-Trichlorophenol	ug/L	9	nc	nc	5.4 U	5.0 U	-	-
Polychlorinated Biphenyls (PCBs)								
Aroclor-1016 (PCB-1016)	ug/L	1.1	nc	nc	0.54 U	0.57 U	-	-
Aroclor-1221 (PCB-1221)	ug/L	0.04	nc	nc	0.54 U	0.57 U	-	-
Aroclor-1232 (PCB-1232)	ug/L	0.04	nc	nc	0.54 U	0.57 U	-	-
Aroclor-1242 (PCB-1242)	ug/L	0.34	nc	nc	0.54 U	0.57 U	-	-
Aroclor-1248 (PCB-1248)	ug/L	0.34	nc	nc	0.54 U	0.57 U	-	-
Aroclor-1254 (PCB-1254)	ug/L	0.31	nc	nc	0.54 U	0.57 U	-	-
Aroclor-1260 (PCB-1260)	ug/L	0.34	nc	nc	0.54 U	0.57 U	-	-
Total PCBs	ug/L	0.5	nc	nc	ND	ND	-	-
Total Petroleum Hydrocarbons (TPH)								
Total Petroleum Hydrocarbons - Purgeable (GRO)	ug/L	nc	nc	nc	-	-	-	-
Metals								
Aluminum	ug/L	16000	nc	nc	510	1900	-	-
Antimony	ug/L	6	nc	nc	2.0 J	10 U	-	-
Arsenic	ug/L	10	nc	nc	6.7 J	5.6 J	-	-
Barium	ug/L	2000	nc	nc	140 J	46 J	-	-
Beryllium	ug/L	4	nc	nc	5.0 U	5.0 U	-	-
Cadmium	ug/L	5	nc	nc	2.0 U	2.0 U	-	-
Calcium	ug/L	nc	nc	nc	83000 J	77000	-	-

APPENDIX G.2

BOREHOLE WATER AND GROUNDWATER GRAB SAMPLE QUALITY DATA
RFI REPORT
FORMER MANUAL TRANSMISSIONS OF MUNCIE FACILITY
MUNCIE, INDIANA

AOI		*IDEM*	*IDEM*	*IDEM*	*AOI 1*	*AOI 2*	*AOI 10*	*AOI 10*
Sample Location		*Residential*	*Residential*	*Com./Ind.*	*BH1-11*	*BH2-11*	*BH-21*	*BH-21*
Sample Identification		*Tap Water*	*Vapor Exposure*	*Vapor Exposure*	*WB-017324-120711-TP-001*	*WB-017324-120711-TP-002*	*WG-017324-092107-MG-001*	*WG-017324-092107-MG-002*
Sample Date		*a*	*b*	*c*	*12/7/2011*	*12/7/2011*	*9/21/2007*	*9/21/2007*
Sample Depth					-	-	-	-
Sample Type	*Units*							*Duplicate*
Metals (Continued)		nc	nc	nc				
Chromium	ug/L	100	nc	nc	5.0 U	4.3 J	-	-
Cobalt	ug/L	4.7	nc	nc	**15[a]**	1.9 J	-	-
Copper	ug/L	1300	nc	nc	25 U	5.2 J	-	-
Iron	ug/L	11000	nc	nc	1600 J	3900	-	-
Lead	ug/L	15	nc	nc	3.0 U	2.5 J	-	-
Magnesium	ug/L	nc	nc	nc	26000	23000	-	-
Manganese	ug/L	320	nc	nc	**370[a]**	120	-	-
Mercury	ug/L	2	nc	nc	0.20 U	0.20 U	-	-
Nickel	ug/L	300	nc	nc	26 J	5.6 J	-	-
Potassium	ug/L	nc	nc	nc	1600 J	7000	-	-
Selenium	ug/L	50	nc	nc	5.0 U	5.0 U	-	-
Silver	ug/L	71	nc	nc	5.0 U	5.0 U	-	-
Sodium	ug/L	nc	nc	nc	39000	21000	-	-
Thallium	ug/L	2	nc	nc	10 U	10 U	-	-
Vanadium	ug/L	63	nc	nc	2.0 J	5.6 J	-	-
Zinc	ug/L	4700	nc	nc	50 U	50 U	-	-
General Chemistry								
N-Hexane extractable material	ug/L	nc	nc	nc	-	-	-	-

Notes
ug/L - Micrograms per litre
"-" - No value
U - Not detected at the associated reporting limit
J - Estimated concentration
UJ - Not detected; associated reporting limit is estimated
R - Rejected
s.u. - Standard units
nc - No criteria
ND - Non Detect (calculation)
BOLD[abc] Concentration exceeds associated screening level
IDEM Appendix A: Screening Levels Remedation Closure Guide - March 25, 2014
a - Exceeds IDEM residential tap screening levels
b - Exceeds IDEM residential vapor exposure screening levels
c - Exceeds IDEM commercial/industrial vapor screening levels

APPENDIX G.2

BOREHOLE WATER AND GROUNDWATER GRAB SAMPLE QUALITY DATA
RFI REPORT
FORMER MANUAL TRANSMISSIONS OF MUNCIE FACILITY
MUNCIE, INDIANA

AOI		*IDEM*	*IDEM*	*IDEM*	*AOI 11.6*	*AOI 11.6*	*AOI 11.6*	*AOI 11.6*
Sample Location		*Residential*	*Residential*	*Com./Ind.*	*BH-1*	*BH-2*	*BH-3*	*BH-19*
Sample Identification		*Tap Water*	*Vapor Exposure*	*Vapor Exposure*	*GW-17330-110404-TP-005*	*GW-17330-110504-TP-006*	*GW-17330-110504-TP-007*	*GW-017330-072105-TP-006*
Sample Date		*a*	*b*	*c*	*11/4/2004*	*11/5/2004*	*11/5/2004*	*7/21/2005*
Sample Depth					*-*	*-*	*-*	*-*
Sample Type	*Units*							
Volatile Organic Compounds (VOCs)								
Acetone	ug/L	12000	nc	nc	-	-	-	-
Benzene	ug/L	5	24	120	0.54 J	**12**[a]	4.7	1.0 U
Bromodichloromethane	ug/L	80	nc	nc	-	-	-	-
Bromoform	ug/L	80	nc	nc	-	-	-	-
Bromomethane (Methyl bromide)	ug/L	7	nc	nc	-	-	-	-
2-Butanone (Methyl ethyl ketone) (MEK)	ug/L	4900	nc	nc	-	-	-	-
Carbon disulfide	ug/L	720	nc	nc	-	-	-	-
Carbon tetrachloride	ug/L	5	5.7	28	-	-	-	-
Chlorobenzene	ug/L	100	nc	nc	-	-	-	-
Chloroethane	ug/L	21000	nc	nc	-	-	-	-
Chloroform (Trichloromethane)	ug/L	80	nc	nc	-	-	-	-
Chloromethane (Methyl chloride)	ug/L	190	nc	nc	-	-	-	-
Cyclohexane	ug/L	13000	nc	nc	-	-	-	-
1,2-Dibromo-3-chloropropane (DBCP)	ug/L	0.2	nc	nc	-	-	-	-
Dibromochloromethane	ug/L	80	nc	nc	-	-	-	-
1,2-Dibromoethane (Ethylene dibromide)	ug/L	0.05	nc	nc	-	-	-	-
1,2-Dichlorobenzene	ug/L	600	nc	nc	-	-	-	-
1,3-Dichlorobenzene	ug/L	nc	nc	nc	-	-	-	-
1,4-Dichlorobenzene	ug/L	75	nc	nc	-	-	-	-
Dichlorodifluoromethane (CFC-12)	ug/L	190	nc	nc	-	-	-	-
1,1-Dichloroethane	ug/L	24	110	550	-	-	-	-
1,2-Dichloroethane	ug/L	5	43	210	-	-	-	-
1,1-Dichloroethene	ug/L	7	300	1300	-	-	-	-
cis-1,2-Dichloroethene	ug/L	70	nc	nc	-	-	-	-
trans-1,2-Dichloroethene	ug/L	100	nc	nc	-	-	-	-
1,2-Dichloropropane	ug/L	5	nc	nc	-	-	-	-
cis-1,3-Dichloropropene	ug/L	nc	nc	nc	-	-	-	-
trans-1,3-Dichloropropene	ug/L	nc	nc	nc	-	-	-	-
Ethylbenzene	ug/L	700	nc	nc	1.0 U	0.58 J	0.22 J	1.0 U
2-Hexanone	ug/L	34	nc	nc	-	-	-	-
Isopropyl benzene	ug/L	390	nc	nc	-	-	-	-
Methyl acetate	ug/L	16000	nc	nc	-	-	-	-
Methyl cyclohexane	ug/L	nc	nc	nc	-	-	-	-
Methyl tert butyl ether (MTBE)	ug/L	120	nc	nc	5.0 U	5.0 U	5.0 U	5.0 U
4-Methyl-2-pentanone (MIBK)	ug/L	1000	nc	nc	-	-	-	-
Methylene chloride	ug/L	5	nc	nc	-	-	-	-
Styrene	ug/L	100	nc	nc	-	-	-	-
1,1,2,2-Tetrachloroethane	ug/L	0.66	63	310	-	-	-	-
Tetrachloroethene	ug/L	5	110	470	-	-	-	-
Toluene	ug/L	1000	nc	nc	1.3	1.7	0.73 J	1.0 U
1,2,4-Trichlorobenzene	ug/L	70	nc	nc	-	-	-	-
1,1,1-Trichloroethane	ug/L	200	13000	54000	-	-	-	-
1,1,2-Trichloroethane	ug/L	5	11	46	-	-	-	-
Trichloroethene	ug/L	5	9.1	38	-	-	-	-
Trichlorofluoromethane (CFC-11)	ug/L	1100	nc	nc	-	-	-	-

APPENDIX G.2

BOREHOLE WATER AND GROUNDWATER GRAB SAMPLE QUALITY DATA
RFI REPORT
FORMER MANUAL TRANSMISSIONS OF MUNCIE FACILITY
MUNCIE, INDIANA

AOI		*IDEM*	*IDEM*	*IDEM*	*AOI 11.6*	*AOI 11.6*	*AOI 11.6*	*AOI 11.6*
Sample Location		*Residential*	*Residential*	*Com./Ind.*	*BH-1*	*BH-2*	*BH-3*	*BH-19*
Sample Identification		*Tap Water*	*Vapor Exposure*	*Vapor Exposure*	*GW-17330-110404-TP-005*	*GW-17330-110504-TP-006*	*GW-17330-110504-TP-007*	*GW-017330-072105-TP-006*
Sample Date		*a*	*b*	*c*	*11/4/2004*	*11/5/2004*	*11/5/2004*	*7/21/2005*
Sample Depth					*-*	*-*	*-*	*-*
Sample Type	*Units*							
VOCs (Continued)								
Trifluorotrichloroethane (Freon 113)	ug/L	53000	nc	nc	-	-	-	-
Vinyl chloride	ug/L	2	2	35	-	-	-	-
Xylenes (total)	ug/L	10000	nc	nc	0.60 J	2.9	2.0	2.0 U
Semi-Volatile Organic Compounds (SVOCs)								
Acenaphthene	ug/L	400	nc	nc	-	-	-	-
Acenaphthylene	ug/L	nc	nc	nc	-	-	-	-
Acetophenone	ug/L	1500	nc	nc	-	-	-	-
Anthracene	ug/L	1300	nc	nc	-	-	-	-
Atrazine	ug/L	3	nc	nc	-	-	-	-
Benzaldehyde	ug/L	1500	nc	nc	-	-	-	-
Benzo(a)anthracene	ug/L	0.29	nc	nc	-	-	-	-
Benzo(a)pyrene	ug/L	0.2	nc	nc	-	-	-	-
Benzo(b)fluoranthene	ug/L	0.29	nc	nc	-	-	-	-
Benzo(g,h,i)perylene	ug/L	nc	nc	nc	-	-	-	-
Benzo(k)fluoranthene	ug/L	2.9	nc	nc	-	-	-	-
Biphenyl (1,1-Biphenyl)	ug/L	0.83	nc	nc	-	-	-	-
4-Bromophenyl phenyl ether	ug/L	nc	nc	nc	-	-	-	-
Butyl benzylphthalate (BBP)	ug/L	140	nc	nc	-	-	-	-
Caprolactam	ug/L	7700	nc	nc	-	-	-	-
Carbazole	ug/L	nc	nc	nc	-	-	-	-
4-Chloro-3-methylphenol	ug/L	1100	nc	nc	-	-	-	-
4-Chloroaniline	ug/L	3.2	nc	nc	-	-	-	-
bis(2-Chloroethoxy)methane	ug/L	46	nc	nc	-	-	-	-
bis(2-Chloroethyl)ether	ug/L	0.12	nc	nc	-	-	-	-
2-Chloronaphthalene	ug/L	550	nc	nc	-	-	-	-
2-Chlorophenol	ug/L	71	nc	nc	-	-	-	-
4-Chlorophenyl phenyl ether	ug/L	nc	nc	nc	-	-	-	-
Chrysene	ug/L	29	nc	nc	-	-	-	-
Dibenz(a,h)anthracene	ug/L	0.029	nc	nc	-	-	-	-
Dibenzofuran	ug/L	5.8	nc	nc	-	-	-	-
3,3'-Dichlorobenzidine	ug/L	1.1	nc	nc	-	-	-	-
2,4-Dichlorophenol	ug/L	35	nc	nc	-	-	-	-
Diethyl phthalate	ug/L	11000	nc	nc	-	-	-	-
Dimethyl phthalate	ug/L	nc	nc	nc	-	-	-	-
2,4-Dimethylphenol	ug/L	270	nc	nc	-	-	-	-
Di-n-butylphthalate (DBP)	ug/L	670	nc	nc	-	-	-	-
4,6-Dinitro-2-methylphenol	ug/L	1.2	nc	nc	-	-	-	-
2,4-Dinitrophenol	ug/L	30	nc	nc	-	-	-	-
2,4-Dinitrotoluene	ug/L	2	nc	nc	-	-	-	-
2,6-Dinitrotoluene	ug/L	0.42	nc	nc	-	-	-	-
Di-n-octyl phthalate (DnOP)	ug/L	160	nc	nc	-	-	-	-
bis(2-Ethylhexyl)phthalate (DEHP)	ug/L	6	nc	nc	-	-	-	-
Fluoranthene	ug/L	630	nc	nc	-	-	-	-
Fluorene	ug/L	220	nc	nc	-	-	-	-
Hexachlorobenzene	ug/L	1	nc	nc	-	-	-	-

APPENDIX G.2

BOREHOLE WATER AND GROUNDWATER GRAB SAMPLE QUALITY DATA
RFI REPORT
FORMER MANUAL TRANSMISSIONS OF MUNCIE FACILITY
MUNCIE, INDIANA

AOI		*IDEM*	*IDEM*	*IDEM*	*AOI 11.6*	*AOI 11.6*	*AOI 11.6*	*AOI 11.6*
Sample Location		*Residential*	*Residential*	*Com./Ind.*	*BH-1*	*BH-2*	*BH-3*	*BH-19*
Sample Identification		*Tap Water*	*Vapor Exposure*	*Vapor Exposure*	*GW-17330-110404-TP-005*	*GW-17330-110504-TP-006*	*GW-17330-110504-TP-007*	*GW-017330-072105-TP-006*
Sample Date		*a*	*b*	*c*	*11/4/2004*	*11/5/2004*	*11/5/2004*	*7/21/2005*
Sample Depth					*-*	*-*	*-*	*-*
Sample Type	*Units*							
SVOCs (Continued)								
Hexachlorobutadiene	ug/L	2.6	nc	nc	-	-	-	-
Hexachlorocyclopentadiene	ug/L	50	nc	nc	-	-	-	-
Hexachloroethane	ug/L	5.1	nc	nc	-	-	-	-
Indeno(1,2,3-cd)pyrene	ug/L	0.29	nc	nc	-	-	-	-
Isophorone	ug/L	670	nc	nc	-	-	-	-
2-Methylnaphthalene	ug/L	27	nc	nc	-	-	-	-
2-Methylphenol	ug/L	720	nc	nc	-	-	-	-
3&4-Methylphenol	ug/L	nc	nc	nc	-	-	-	-
Naphthalene	ug/L	1.4	91	460	-	-	-	-
2-Nitroaniline	ug/L	150	nc	nc	-	-	-	-
3-Nitroaniline	ug/L	nc	nc	nc	-	-	-	-
4-Nitroaniline	ug/L	33	nc	nc	-	-	-	-
Nitrobenzene	ug/L	1.2	nc	nc	-	-	-	-
2-Nitrophenol	ug/L	nc	nc	nc	-	-	-	-
4-Nitrophenol	ug/L	nc	nc	nc	-	-	-	-
N-Nitrosodi-n-propylamine	ug/L	0.093	nc	nc	-	-	-	-
N-Nitrosodiphenylamine	ug/L	100	nc	nc	-	-	-	-
2,2'-Oxybis(1-chloropropane)	ug/L	3.1	nc	nc	-	-	-	-
Pentachlorophenol	ug/L	1	nc	nc	-	-	-	-
Phenanthrene	ug/L	nc	nc	nc	-	-	-	-
Phenol	ug/L	4500	nc	nc	-	-	-	-
Pyrene	ug/L	87	nc	nc	-	-	-	-
2,4,5-Trichlorophenol	ug/L	890	nc	nc	-	-	-	-
2,4,6-Trichlorophenol	ug/L	9	nc	nc	-	-	-	-
Polychlorinated Biphenyls (PCBs)								
Aroclor-1016 (PCB-1016)	ug/L	1.1	nc	nc	-	-	-	-
Aroclor-1221 (PCB-1221)	ug/L	0.04	nc	nc	-	-	-	-
Aroclor-1232 (PCB-1232)	ug/L	0.04	nc	nc	-	-	-	-
Aroclor-1242 (PCB-1242)	ug/L	0.34	nc	nc	-	-	-	-
Aroclor-1248 (PCB-1248)	ug/L	0.34	nc	nc	-	-	-	-
Aroclor-1254 (PCB-1254)	ug/L	0.31	nc	nc	-	-	-	-
Aroclor-1260 (PCB-1260)	ug/L	0.34	nc	nc	-	-	-	-
Total PCBs	ug/L	0.5	nc	nc	-	-	-	-
Total Petroleum Hydrocarbons (TPH)								
Total Petroleum Hydrocarbons - Purgeable (GRO)	ug/L	nc	nc	nc	-	-	-	-
Metals								
Aluminum	ug/L	16000	nc	nc	-	-	-	-
Antimony	ug/L	6	nc	nc	-	-	-	-
Arsenic	ug/L	10	nc	nc	-	-	-	-
Barium	ug/L	2000	nc	nc	-	-	-	-
Beryllium	ug/L	4	nc	nc	-	-	-	-
Cadmium	ug/L	5	nc	nc	-	-	-	-
Calcium	ug/L	nc	nc	nc	-	-	-	-

APPENDIX G.2

BOREHOLE WATER AND GROUNDWATER GRAB SAMPLE QUALITY DATA
RFI REPORT
FORMER MANUAL TRANSMISSIONS OF MUNCIE FACILITY
MUNCIE, INDIANA

AOI		*IDEM*	*IDEM*	*IDEM*	*AOI 11.6*	*AOI 11.6*	*AOI 11.6*	*AOI 11.6*
Sample Location		*Residential*	*Residential*	*Com./Ind.*	*BH-1*	*BH-2*	*BH-3*	*BH-19*
Sample Identification		*Tap Water*	*Vapor Exposure*	*Vapor Exposure*	*GW-17330-110404-TP-005*	*GW-17330-110504-TP-006*	*GW-17330-110504-TP-007*	*GW-017330-072105-TP-006*
Sample Date		*a*	*b*	*c*	*11/4/2004*	*11/5/2004*	*11/5/2004*	*7/21/2005*
Sample Depth					*-*	*-*	*-*	*-*
Sample Type	*Units*							
Metals (Continued)		nc	nc	nc				
Chromium	ug/L	100	nc	nc	-	-	-	-
Cobalt	ug/L	4.7	nc	nc	-	-	-	-
Copper	ug/L	1300	nc	nc	-	-	-	-
Iron	ug/L	11000	nc	nc	-	-	-	-
Lead	ug/L	15	nc	nc	-	-	-	-
Magnesium	ug/L	nc	nc	nc	-	-	-	-
Manganese	ug/L	320	nc	nc	-	-	-	-
Mercury	ug/L	2	nc	nc	-	-	-	-
Nickel	ug/L	300	nc	nc	-	-	-	-
Potassium	ug/L	nc	nc	nc	-	-	-	-
Selenium	ug/L	50	nc	nc	-	-	-	-
Silver	ug/L	71	nc	nc	-	-	-	-
Sodium	ug/L	nc	nc	nc	-	-	-	-
Thallium	ug/L	2	nc	nc	-	-	-	-
Vanadium	ug/L	63	nc	nc	-	-	-	-
Zinc	ug/L	4700	nc	nc	-	-	-	-
General Chemistry								
N-Hexane extractable material	ug/L	nc	nc	nc	3700 J	28400	471000	10000 U

Notes
ug/L - Micrograms per litre
"-" - No value
U - Not detected at the associated reporting limit
J - Estimated concentration
UJ - Not detected; associated reporting limit is estimated
R - Rejected
s.u. - Standard units
nc - No criteria
ND - Non Detect (calculation)
BOLD[abc] Concentration exceeds associated screening level
IDEM Appendix A: Screening Levels Remedation Closure Guide - March 25, 2014
a - Exceeds IDEM residential tap screening levels
b - Exceeds IDEM residential vapor exposure screening levels
c - Exceeds IDEM commercial/industrial vapor screening levels

APPENDIX G.2

BOREHOLE WATER AND GROUNDWATER GRAB SAMPLE QUALITY DATA
RFI REPORT
FORMER MANUAL TRANSMISSIONS OF MUNCIE FACILITY
MUNCIE, INDIANA

AOI		*IDEM*	*IDEM*	*IDEM*	*AOI 11.6*	*AOI 11.6*	*AOI 11.9*	*AOI 11.9*
Sample Location		*Residential*	*Residential*	*Com./Ind.*	*BH-19*	*BH-20*	*BH-7*	*BH-9*
Sample Identification		*Tap Water*	*Vapor Exposure*	*Vapor Exposure*	*GW-017330-072105-TP-007*	*GW-017330-072105-TP-008*	*GW-17330-110404-TP-001*	*GW-17330-110404-TP-004*
Sample Date		*a*	*b*	*c*	*7/21/2005*	*7/21/2005*	*11/4/2004*	*11/4/2004*
Sample Depth					*-*	*-*	*-*	*-*
Sample Type	*Units*				*Duplicate*			
Volatile Organic Compounds (VOCs)								
Acetone	ug/L	12000	nc	nc	-	-	-	-
Benzene	ug/L	5	24	120	-	0.34 J	0.38 J	**2100**[abc]
Bromodichloromethane	ug/L	80	nc	nc	-	-	-	-
Bromoform	ug/L	80	nc	nc	-	-	-	-
Bromomethane (Methyl bromide)	ug/L	7	nc	nc	-	-	-	-
2-Butanone (Methyl ethyl ketone) (MEK)	ug/L	4900	nc	nc	-	-	-	-
Carbon disulfide	ug/L	720	nc	nc	-	-	-	-
Carbon tetrachloride	ug/L	5	5.7	28	-	-	-	-
Chlorobenzene	ug/L	100	nc	nc	-	-	-	-
Chloroethane	ug/L	21000	nc	nc	-	-	-	-
Chloroform (Trichloromethane)	ug/L	80	nc	nc	-	-	-	-
Chloromethane (Methyl chloride)	ug/L	190	nc	nc	-	-	-	-
Cyclohexane	ug/L	13000	nc	nc	-	-	-	-
1,2-Dibromo-3-chloropropane (DBCP)	ug/L	0.2	nc	nc	-	-	-	-
Dibromochloromethane	ug/L	80	nc	nc	-	-	-	-
1,2-Dibromoethane (Ethylene dibromide)	ug/L	0.05	nc	nc	-	-	-	-
1,2-Dichlorobenzene	ug/L	600	nc	nc	-	-	-	-
1,3-Dichlorobenzene	ug/L	nc	nc	nc	-	-	-	-
1,4-Dichlorobenzene	ug/L	75	nc	nc	-	-	-	-
Dichlorodifluoromethane (CFC-12)	ug/L	190	nc	nc	-	-	-	-
1,1-Dichloroethane	ug/L	24	110	550	-	-	-	-
1,2-Dichloroethane	ug/L	5	43	210	-	-	-	-
1,1-Dichloroethene	ug/L	7	300	1300	-	-	-	-
cis-1,2-Dichloroethene	ug/L	70	nc	nc	-	-	-	-
trans-1,2-Dichloroethene	ug/L	100	nc	nc	-	-	-	-
1,2-Dichloropropane	ug/L	5	nc	nc	-	-	-	-
cis-1,3-Dichloropropene	ug/L	nc	nc	nc	-	-	-	-
trans-1,3-Dichloropropene	ug/L	nc	nc	nc	-	-	-	-
Ethylbenzene	ug/L	700	nc	nc	-	1.0 U	1.0 U	**1200**[a]
2-Hexanone	ug/L	34	nc	nc	-	-	-	-
Isopropyl benzene	ug/L	390	nc	nc	-	-	-	-
Methyl acetate	ug/L	16000	nc	nc	-	-	-	-
Methyl cyclohexane	ug/L	nc	nc	nc	-	-	-	-
Methyl tert butyl ether (MTBE)	ug/L	120	nc	nc	-	5.0 U	5.0 U	360 U
4-Methyl-2-pentanone (MIBK)	ug/L	1000	nc	nc	-	-	-	-
Methylene chloride	ug/L	5	nc	nc	-	-	-	-
Styrene	ug/L	100	nc	nc	-	-	-	-
1,1,2,2-Tetrachloroethane	ug/L	0.66	63	310	-	-	-	-
Tetrachloroethene	ug/L	5	110	470	-	-	-	-
Toluene	ug/L	1000	nc	nc	-	0.31 J	0.18 J	820
1,2,4-Trichlorobenzene	ug/L	70	nc	nc	-	-	-	-
1,1,1-Trichloroethane	ug/L	200	13000	54000	-	-	-	-
1,1,2-Trichloroethane	ug/L	5	11	46	-	-	-	-
Trichloroethene	ug/L	5	9.1	38	-	-	-	-
Trichlorofluoromethane (CFC-11)	ug/L	1100	nc	nc	-	-	-	-

APPENDIX G.2

BOREHOLE WATER AND GROUNDWATER GRAB SAMPLE QUALITY DATA
RFI REPORT
FORMER MANUAL TRANSMISSIONS OF MUNCIE FACILITY
MUNCIE, INDIANA

AOI		*IDEM*	*IDEM*	*IDEM*	*AOI 11.6*	*AOI 11.6*	*AOI 11.9*	*AOI 11.9*
Sample Location		*Residential*	*Residential*	*Com./Ind.*	*BH-19*	*BH-20*	*BH-7*	*BH-9*
Sample Identification		*Tap Water*	*Vapor Exposure*	*Vapor Exposure*	*GW-017330-072105-TP-007*	*GW-017330-072105-TP-008*	*GW-17330-110404-TP-001*	*GW-17330-110404-TP-004*
Sample Date		*a*	*b*	*c*	*7/21/2005*	*7/21/2005*	*11/4/2004*	*11/4/2004*
Sample Depth					*-*	*-*	*-*	*-*
Sample Type	*Units*				*Duplicate*			
VOCs (Continued)								
Trifluorotrichloroethane (Freon 113)	ug/L	53000	nc	nc	-	-	-	-
Vinyl chloride	ug/L	2	2	35	-	-	-	-
Xylenes (total)	ug/L	10000	nc	nc	-	0.47 J	0.51 J	3100
Semi-Volatile Organic Compounds (SVOCs)								
Acenaphthene	ug/L	400	nc	nc	-	-	-	-
Acenaphthylene	ug/L	nc	nc	nc	-	-	-	-
Acetophenone	ug/L	1500	nc	nc	-	-	-	-
Anthracene	ug/L	1300	nc	nc	-	-	-	-
Atrazine	ug/L	3	nc	nc	-	-	-	-
Benzaldehyde	ug/L	1500	nc	nc	-	-	-	-
Benzo(a)anthracene	ug/L	0.29	nc	nc	-	-	-	-
Benzo(a)pyrene	ug/L	0.2	nc	nc	-	-	-	-
Benzo(b)fluoranthene	ug/L	0.29	nc	nc	-	-	-	-
Benzo(g,h,i)perylene	ug/L	nc	nc	nc	-	-	-	-
Benzo(k)fluoranthene	ug/L	2.9	nc	nc	-	-	-	-
Biphenyl (1,1-Biphenyl)	ug/L	0.83	nc	nc	-	-	-	-
4-Bromophenyl phenyl ether	ug/L	nc	nc	nc	-	-	-	-
Butyl benzylphthalate (BBP)	ug/L	140	nc	nc	-	-	-	-
Caprolactam	ug/L	7700	nc	nc	-	-	-	-
Carbazole	ug/L	nc	nc	nc	-	-	-	-
4-Chloro-3-methylphenol	ug/L	1100	nc	nc	-	-	-	-
4-Chloroaniline	ug/L	3.2	nc	nc	-	-	-	-
bis(2-Chloroethoxy)methane	ug/L	46	nc	nc	-	-	-	-
bis(2-Chloroethyl)ether	ug/L	0.12	nc	nc	-	-	-	-
2-Chloronaphthalene	ug/L	550	nc	nc	-	-	-	-
2-Chlorophenol	ug/L	71	nc	nc	-	-	-	-
4-Chlorophenyl phenyl ether	ug/L	nc	nc	nc	-	-	-	-
Chrysene	ug/L	29	nc	nc	-	-	-	-
Dibenz(a,h)anthracene	ug/L	0.029	nc	nc	-	-	-	-
Dibenzofuran	ug/L	5.8	nc	nc	-	-	-	-
3,3'-Dichlorobenzidine	ug/L	1.1	nc	nc	-	-	-	-
2,4-Dichlorophenol	ug/L	35	nc	nc	-	-	-	-
Diethyl phthalate	ug/L	11000	nc	nc	-	-	-	-
Dimethyl phthalate	ug/L	nc	nc	nc	-	-	-	-
2,4-Dimethylphenol	ug/L	270	nc	nc	-	-	-	-
Di-n-butylphthalate (DBP)	ug/L	670	nc	nc	-	-	-	-
4,6-Dinitro-2-methylphenol	ug/L	1.2	nc	nc	-	-	-	-
2,4-Dinitrophenol	ug/L	30	nc	nc	-	-	-	-
2,4-Dinitrotoluene	ug/L	2	nc	nc	-	-	-	-
2,6-Dinitrotoluene	ug/L	0.42	nc	nc	-	-	-	-
Di-n-octyl phthalate (DnOP)	ug/L	160	nc	nc	-	-	-	-
bis(2-Ethylhexyl)phthalate (DEHP)	ug/L	6	nc	nc	-	-	-	-
Fluoranthene	ug/L	630	nc	nc	-	-	-	-
Fluorene	ug/L	220	nc	nc	-	-	-	-
Hexachlorobenzene	ug/L	1	nc	nc	-	-	-	-

APPENDIX G.2

BOREHOLE WATER AND GROUNDWATER GRAB SAMPLE QUALITY DATA
RFI REPORT
FORMER MANUAL TRANSMISSIONS OF MUNCIE FACILITY
MUNCIE, INDIANA

AOI		*IDEM*	*IDEM*	*IDEM*	*AOI 11.6*	*AOI 11.6*	*AOI 11.9*	*AOI 11.9*
Sample Location		*Residential*	*Residential*	*Com./Ind.*	*BH-19*	*BH-20*	*BH-7*	*BH-9*
Sample Identification		*Tap Water*	*Vapor Exposure*	*Vapor Exposure*	*GW-017330-072105-TP-007*	*GW-017330-072105-TP-008*	*GW-17330-110404-TP-001*	*GW-17330-110404-TP-004*
Sample Date		*a*	*b*	*c*	*7/21/2005*	*7/21/2005*	*11/4/2004*	*11/4/2004*
Sample Depth					*-*	*-*	*-*	*-*
Sample Type	*Units*				*Duplicate*			
SVOCs (Continued)								
Hexachlorobutadiene	ug/L	2.6	nc	nc	-	-	-	-
Hexachlorocyclopentadiene	ug/L	50	nc	nc	-	-	-	-
Hexachloroethane	ug/L	5.1	nc	nc	-	-	-	-
Indeno(1,2,3-cd)pyrene	ug/L	0.29	nc	nc	-	-	-	-
Isophorone	ug/L	670	nc	nc	-	-	-	-
2-Methylnaphthalene	ug/L	27	nc	nc	-	-	-	-
2-Methylphenol	ug/L	720	nc	nc	-	-	-	-
3&4-Methylphenol	ug/L	nc	nc	nc	-	-	-	-
Naphthalene	ug/L	1.4	91	460	-	-	-	-
2-Nitroaniline	ug/L	150	nc	nc	-	-	-	-
3-Nitroaniline	ug/L	nc	nc	nc	-	-	-	-
4-Nitroaniline	ug/L	33	nc	nc	-	-	-	-
Nitrobenzene	ug/L	1.2	nc	nc	-	-	-	-
2-Nitrophenol	ug/L	nc	nc	nc	-	-	-	-
4-Nitrophenol	ug/L	nc	nc	nc	-	-	-	-
N-Nitrosodi-n-propylamine	ug/L	0.093	nc	nc	-	-	-	-
N-Nitrosodiphenylamine	ug/L	100	nc	nc	-	-	-	-
2,2'-Oxybis(1-chloropropane)	ug/L	3.1	nc	nc	-	-	-	-
Pentachlorophenol	ug/L	1	nc	nc	-	-	-	-
Phenanthrene	ug/L	nc	nc	nc	-	-	-	-
Phenol	ug/L	4500	nc	nc	-	-	-	-
Pyrene	ug/L	87	nc	nc	-	-	-	-
2,4,5-Trichlorophenol	ug/L	890	nc	nc	-	-	-	-
2,4,6-Trichlorophenol	ug/L	9	nc	nc	-	-	-	-
Polychlorinated Biphenyls (PCBs)								
Aroclor-1016 (PCB-1016)	ug/L	1.1	nc	nc	-	-	-	-
Aroclor-1221 (PCB-1221)	ug/L	0.04	nc	nc	-	-	-	-
Aroclor-1232 (PCB-1232)	ug/L	0.04	nc	nc	-	-	-	-
Aroclor-1242 (PCB-1242)	ug/L	0.34	nc	nc	-	-	-	-
Aroclor-1248 (PCB-1248)	ug/L	0.34	nc	nc	-	-	-	-
Aroclor-1254 (PCB-1254)	ug/L	0.31	nc	nc	-	-	-	-
Aroclor-1260 (PCB-1260)	ug/L	0.34	nc	nc	-	-	-	-
Total PCBs	ug/L	0.5	nc	nc	-	-	-	-
Total Petroleum Hydrocarbons (TPH)								
Total Petroleum Hydrocarbons - Purgeable (GRO)	ug/L	nc	nc	nc	-	-	160	14000 J
Metals								
Aluminum	ug/L	16000	nc	nc	-	-	-	-
Antimony	ug/L	6	nc	nc	-	-	-	-
Arsenic	ug/L	10	nc	nc	-	-	-	-
Barium	ug/L	2000	nc	nc	-	-	-	-
Beryllium	ug/L	4	nc	nc	-	-	-	-
Cadmium	ug/L	5	nc	nc	-	-	-	-
Calcium	ug/L	nc	nc	nc	-	-	-	-

APPENDIX G.2

BOREHOLE WATER AND GROUNDWATER GRAB SAMPLE QUALITY DATA
RFI REPORT
FORMER MANUAL TRANSMISSIONS OF MUNCIE FACILITY
MUNCIE, INDIANA

AOI		*IDEM*	*IDEM*	*IDEM*	*AOI 11.6*	*AOI 11.6*	*AOI 11.9*	*AOI 11.9*
Sample Location		***Residential***	***Residential***	***Com./Ind.***	***BH-19***	***BH-20***	***BH-7***	***BH-9***
Sample Identification		***Tap Water***	***Vapor Exposure***	***Vapor Exposure***	***GW-017330-072105-TP-007***	***GW-017330-072105-TP-008***	***GW-17330-110404-TP-001***	***GW-17330-110404-TP-004***
Sample Date		***a***	***b***	***c***	***7/21/2005***	***7/21/2005***	***11/4/2004***	***11/4/2004***
Sample Depth					***-***	***-***	***-***	***-***
Sample Type	***Units***				***Duplicate***			
Metals (Continued)		nc	nc	nc				
Chromium	ug/L	100	nc	nc	-	-	-	-
Cobalt	ug/L	4.7	nc	nc	-	-	-	-
Copper	ug/L	1300	nc	nc	-	-	-	-
Iron	ug/L	11000	nc	nc	-	-	-	-
Lead	ug/L	15	nc	nc	-	-	-	-
Magnesium	ug/L	nc	nc	nc	-	-	-	-
Manganese	ug/L	320	nc	nc	-	-	-	-
Mercury	ug/L	2	nc	nc	-	-	-	-
Nickel	ug/L	300	nc	nc	-	-	-	-
Potassium	ug/L	nc	nc	nc	-	-	-	-
Selenium	ug/L	50	nc	nc	-	-	-	-
Silver	ug/L	71	nc	nc	-	-	-	-
Sodium	ug/L	nc	nc	nc	-	-	-	-
Thallium	ug/L	2	nc	nc	-	-	-	-
Vanadium	ug/L	63	nc	nc	-	-	-	-
Zinc	ug/L	4700	nc	nc	-	-	-	-
General Chemistry								
N-Hexane extractable material	ug/L	nc	nc	nc	10000 U	8100 J	-	-

Notes
ug/L - Micrograms per litre
"-" - No value
U - Not detected at the associated reporting limit
J - Estimated concentration
UJ - Not detected; associated reporting limit is estimated
R - Rejected
s.u. - Standard units
nc - No criteria
ND - Non Detect (calculation)
BOLD[abc] Concentration exceeds associated screening level
IDEM Appendix A: Screening Levels Remedation Closure Guide - March 25, 2014
a - Exceeds IDEM residential tap screening levels
b - Exceeds IDEM residential vapor exposure screening levels
c - Exceeds IDEM commercial/industrial vapor screening levels

APPENDIX G.2

BOREHOLE WATER AND GROUNDWATER GRAB SAMPLE QUALITY DATA
RFI REPORT
FORMER MANUAL TRANSMISSIONS OF MUNCIE FACILITY
MUNCIE, INDIANA

AOI		*IDEM*	*IDEM*	*IDEM*	*AOI 11.9*	*AOI 11.9*	*AOI 11.9*	*AOI 11.9*
Sample Location		*Residential*	*Residential*	*Com./Ind.*	*BH-13*	*BH-15*	*BH-15*	*BH-16*
Sample Identification		*Tap Water*	*Vapor Exposure*	*Vapor Exposure*	*GW-017330-072105-TP-001*	*GW-017330-072105-TP-002*	*GW-017330-072105-TP-003*	*GW-017330-072105-TP-004*
Sample Date		*a*	*b*	*c*	*7/21/2005*	*7/21/2005*	*7/21/2005*	*7/21/2005*
Sample Depth					*-*	*-*	*-*	*-*
Sample Type	*Units*						*Duplicate*	
Volatile Organic Compounds (VOCs)								
Acetone	ug/L	12000	nc	nc	-	-	-	-
Benzene	ug/L	5	24	120	1.0 U	**46[ab]**	**43[ab]**	1.7
Bromodichloromethane	ug/L	80	nc	nc	-	-	-	-
Bromoform	ug/L	80	nc	nc	-	-	-	-
Bromomethane (Methyl bromide)	ug/L	7	nc	nc	-	-	-	-
2-Butanone (Methyl ethyl ketone) (MEK)	ug/L	4900	nc	nc	-	-	-	-
Carbon disulfide	ug/L	720	nc	nc	-	-	-	-
Carbon tetrachloride	ug/L	5	5.7	28	-	-	-	-
Chlorobenzene	ug/L	100	nc	nc	-	-	-	-
Chloroethane	ug/L	21000	nc	nc	-	-	-	-
Chloroform (Trichloromethane)	ug/L	80	nc	nc	-	-	-	-
Chloromethane (Methyl chloride)	ug/L	190	nc	nc	-	-	-	-
Cyclohexane	ug/L	13000	nc	nc	-	-	-	-
1,2-Dibromo-3-chloropropane (DBCP)	ug/L	0.2	nc	nc	-	-	-	-
Dibromochloromethane	ug/L	80	nc	nc	-	-	-	-
1,2-Dibromoethane (Ethylene dibromide)	ug/L	0.05	nc	nc	-	-	-	-
1,2-Dichlorobenzene	ug/L	600	nc	nc	-	-	-	-
1,3-Dichlorobenzene	ug/L	nc	nc	nc	-	-	-	-
1,4-Dichlorobenzene	ug/L	75	nc	nc	-	-	-	-
Dichlorodifluoromethane (CFC-12)	ug/L	190	nc	nc	-	-	-	-
1,1-Dichloroethane	ug/L	24	110	550	-	-	-	-
1,2-Dichloroethane	ug/L	5	43	210	-	-	-	-
1,1-Dichloroethene	ug/L	7	300	1300	-	-	-	-
cis-1,2-Dichloroethene	ug/L	70	nc	nc	-	-	-	-
trans-1,2-Dichloroethene	ug/L	100	nc	nc	-	-	-	-
1,2-Dichloropropane	ug/L	5	nc	nc	-	-	-	-
cis-1,3-Dichloropropene	ug/L	nc	nc	nc	-	-	-	-
trans-1,3-Dichloropropene	ug/L	nc	nc	nc	-	-	-	-
Ethylbenzene	ug/L	700	nc	nc	1.0 U	0.39 J	0.38 J	1.0 U
2-Hexanone	ug/L	34	nc	nc	-	-	-	-
Isopropyl benzene	ug/L	390	nc	nc	-	-	-	-
Methyl acetate	ug/L	16000	nc	nc	-	-	-	-
Methyl cyclohexane	ug/L	nc	nc	nc	-	-	-	-
Methyl tert butyl ether (MTBE)	ug/L	120	nc	nc	5.0 U	10 U	5.0 U	5.0 U
4-Methyl-2-pentanone (MIBK)	ug/L	1000	nc	nc	-	-	-	-
Methylene chloride	ug/L	5	nc	nc	-	-	-	-
Styrene	ug/L	100	nc	nc	-	-	-	-
1,1,2,2-Tetrachloroethane	ug/L	0.66	63	310	-	-	-	-
Tetrachloroethene	ug/L	5	110	470	-	-	-	-
Toluene	ug/L	1000	nc	nc	1.0 U	1.4 J	1.2	0.33 J
1,2,4-Trichlorobenzene	ug/L	70	nc	nc	-	-	-	-
1,1,1-Trichloroethane	ug/L	200	13000	54000	-	-	-	-
1,1,2-Trichloroethane	ug/L	5	11	46	-	-	-	-
Trichloroethene	ug/L	5	9.1	38	-	-	-	-
Trichlorofluoromethane (CFC-11)	ug/L	1100	nc	nc	-	-	-	-

APPENDIX G.2

BOREHOLE WATER AND GROUNDWATER GRAB SAMPLE QUALITY DATA
RFI REPORT
FORMER MANUAL TRANSMISSIONS OF MUNCIE FACILITY
MUNCIE, INDIANA

AOI		*IDEM*	*IDEM*	*IDEM*	*AOI 11.9*	*AOI 11.9*	*AOI 11.9*	*AOI 11.9*
Sample Location		*Residential*	*Residential*	*Com./Ind.*	*BH-13*	*BH-15*	*BH-15*	*BH-16*
Sample Identification		*Tap Water*	*Vapor Exposure*	*Vapor Exposure*	*GW-017330-072105-TP-001*	*GW-017330-072105-TP-002*	*GW-017330-072105-TP-003*	*GW-017330-072105-TP-004*
Sample Date		*a*	*b*	*c*	*7/21/2005*	*7/21/2005*	*7/21/2005*	*7/21/2005*
Sample Depth					*-*	*-*	*-*	*-*
Sample Type	*Units*						*Duplicate*	
VOCs (Continued)								
Trifluorotrichloroethane (Freon 113)	ug/L	53000	nc	nc	-	-	-	-
Vinyl chloride	ug/L	2	2	35	-	-	-	-
Xylenes (total)	ug/L	10000	nc	nc	2.0 U	1.0 J	0.92 J	2.0 U
Semi-Volatile Organic Compounds (SVOCs)								
Acenaphthene	ug/L	400	nc	nc	-	-	-	-
Acenaphthylene	ug/L	nc	nc	nc	-	-	-	-
Acetophenone	ug/L	1500	nc	nc	-	-	-	-
Anthracene	ug/L	1300	nc	nc	-	-	-	-
Atrazine	ug/L	3	nc	nc	-	-	-	-
Benzaldehyde	ug/L	1500	nc	nc	-	-	-	-
Benzo(a)anthracene	ug/L	0.29	nc	nc	-	-	-	-
Benzo(a)pyrene	ug/L	0.2	nc	nc	-	-	-	-
Benzo(b)fluoranthene	ug/L	0.29	nc	nc	-	-	-	-
Benzo(g,h,i)perylene	ug/L	nc	nc	nc	-	-	-	-
Benzo(k)fluoranthene	ug/L	2.9	nc	nc	-	-	-	-
Biphenyl (1,1-Biphenyl)	ug/L	0.83	nc	nc	-	-	-	-
4-Bromophenyl phenyl ether	ug/L	nc	nc	nc	-	-	-	-
Butyl benzylphthalate (BBP)	ug/L	140	nc	nc	-	-	-	-
Caprolactam	ug/L	7700	nc	nc	-	-	-	-
Carbazole	ug/L	nc	nc	nc	-	-	-	-
4-Chloro-3-methylphenol	ug/L	1100	nc	nc	-	-	-	-
4-Chloroaniline	ug/L	3.2	nc	nc	-	-	-	-
bis(2-Chloroethoxy)methane	ug/L	46	nc	nc	-	-	-	-
bis(2-Chloroethyl)ether	ug/L	0.12	nc	nc	-	-	-	-
2-Chloronaphthalene	ug/L	550	nc	nc	-	-	-	-
2-Chlorophenol	ug/L	71	nc	nc	-	-	-	-
4-Chlorophenyl phenyl ether	ug/L	nc	nc	nc	-	-	-	-
Chrysene	ug/L	29	nc	nc	-	-	-	-
Dibenz(a,h)anthracene	ug/L	0.029	nc	nc	-	-	-	-
Dibenzofuran	ug/L	5.8	nc	nc	-	-	-	-
3,3'-Dichlorobenzidine	ug/L	1.1	nc	nc	-	-	-	-
2,4-Dichlorophenol	ug/L	35	nc	nc	-	-	-	-
Diethyl phthalate	ug/L	11000	nc	nc	-	-	-	-
Dimethyl phthalate	ug/L	nc	nc	nc	-	-	-	-
2,4-Dimethylphenol	ug/L	270	nc	nc	-	-	-	-
Di-n-butylphthalate (DBP)	ug/L	670	nc	nc	-	-	-	-
4,6-Dinitro-2-methylphenol	ug/L	1.2	nc	nc	-	-	-	-
2,4-Dinitrophenol	ug/L	30	nc	nc	-	-	-	-
2,4-Dinitrotoluene	ug/L	2	nc	nc	-	-	-	-
2,6-Dinitrotoluene	ug/L	0.42	nc	nc	-	-	-	-
Di-n-octyl phthalate (DnOP)	ug/L	160	nc	nc	-	-	-	-
bis(2-Ethylhexyl)phthalate (DEHP)	ug/L	6	nc	nc	-	-	-	-
Fluoranthene	ug/L	630	nc	nc	-	-	-	-
Fluorene	ug/L	220	nc	nc	-	-	-	-
Hexachlorobenzene	ug/L	1	nc	nc	-	-	-	-

APPENDIX G.2

BOREHOLE WATER AND GROUNDWATER GRAB SAMPLE QUALITY DATA
RFI REPORT
FORMER MANUAL TRANSMISSIONS OF MUNCIE FACILITY
MUNCIE, INDIANA

AOI		*IDEM*	*IDEM*	*IDEM*	*AOI 11.9*	*AOI 11.9*	*AOI 11.9*	*AOI 11.9*
Sample Location		*Residential*	*Residential*	*Com./Ind.*	*BH-13*	*BH-15*	*BH-15*	*BH-16*
Sample Identification		*Tap Water*	*Vapor Exposure*	*Vapor Exposure*	*GW-017330-072105-TP-001*	*GW-017330-072105-TP-002*	*GW-017330-072105-TP-003*	*GW-017330-072105-TP-004*
Sample Date		*a*	*b*	*c*	*7/21/2005*	*7/21/2005*	*7/21/2005*	*7/21/2005*
Sample Depth					*-*	*-*	*-*	*-*
Sample Type	*Units*						*Duplicate*	
SVOCs (Continued)								
Hexachlorobutadiene	ug/L	2.6	nc	nc	-	-	-	-
Hexachlorocyclopentadiene	ug/L	50	nc	nc	-	-	-	-
Hexachloroethane	ug/L	5.1	nc	nc	-	-	-	-
Indeno(1,2,3-cd)pyrene	ug/L	0.29	nc	nc	-	-	-	-
Isophorone	ug/L	670	nc	nc	-	-	-	-
2-Methylnaphthalene	ug/L	27	nc	nc	-	-	-	-
2-Methylphenol	ug/L	720	nc	nc	-	-	-	-
3&4-Methylphenol	ug/L	nc	nc	nc	-	-	-	-
Naphthalene	ug/L	1.4	91	460	-	-	-	-
2-Nitroaniline	ug/L	150	nc	nc	-	-	-	-
3-Nitroaniline	ug/L	nc	nc	nc	-	-	-	-
4-Nitroaniline	ug/L	33	nc	nc	-	-	-	-
Nitrobenzene	ug/L	1.2	nc	nc	-	-	-	-
2-Nitrophenol	ug/L	nc	nc	nc	-	-	-	-
4-Nitrophenol	ug/L	nc	nc	nc	-	-	-	-
N-Nitrosodi-n-propylamine	ug/L	0.093	nc	nc	-	-	-	-
N-Nitrosodiphenylamine	ug/L	100	nc	nc	-	-	-	-
2,2'-Oxybis(1-chloropropane)	ug/L	3.1	nc	nc	-	-	-	-
Pentachlorophenol	ug/L	1	nc	nc	-	-	-	-
Phenanthrene	ug/L	nc	nc	nc	-	-	-	-
Phenol	ug/L	4500	nc	nc	-	-	-	-
Pyrene	ug/L	87	nc	nc	-	-	-	-
2,4,5-Trichlorophenol	ug/L	890	nc	nc	-	-	-	-
2,4,6-Trichlorophenol	ug/L	9	nc	nc	-	-	-	-
Polychlorinated Biphenyls (PCBs)								
Aroclor-1016 (PCB-1016)	ug/L	1.1	nc	nc	-	-	-	-
Aroclor-1221 (PCB-1221)	ug/L	0.04	nc	nc	-	-	-	-
Aroclor-1232 (PCB-1232)	ug/L	0.04	nc	nc	-	-	-	-
Aroclor-1242 (PCB-1242)	ug/L	0.34	nc	nc	-	-	-	-
Aroclor-1248 (PCB-1248)	ug/L	0.34	nc	nc	-	-	-	-
Aroclor-1254 (PCB-1254)	ug/L	0.31	nc	nc	-	-	-	-
Aroclor-1260 (PCB-1260)	ug/L	0.34	nc	nc	-	-	-	-
Total PCBs	ug/L	0.5	nc	nc	-	-	-	-
Total Petroleum Hydrocarbons (TPH)								
Total Petroleum Hydrocarbons - Purgeable (GRO)	ug/L	nc	nc	nc	100 U	270	240	230
Metals								
Aluminum	ug/L	16000	nc	nc	-	-	-	-
Antimony	ug/L	6	nc	nc	-	-	-	-
Arsenic	ug/L	10	nc	nc	-	-	-	-
Barium	ug/L	2000	nc	nc	-	-	-	-
Beryllium	ug/L	4	nc	nc	-	-	-	-
Cadmium	ug/L	5	nc	nc	-	-	-	-
Calcium	ug/L	nc	nc	nc	-	-	-	-

APPENDIX G.2

BOREHOLE WATER AND GROUNDWATER GRAB SAMPLE QUALITY DATA
RFI REPORT
FORMER MANUAL TRANSMISSIONS OF MUNCIE FACILITY
MUNCIE, INDIANA

AOI		*IDEM*	*IDEM*	*IDEM*	*AOI 11.9*	*AOI 11.9*	*AOI 11.9*	*AOI 11.9*
Sample Location		*Residential*	*Residential*	*Com./Ind.*	*BH-13*	*BH-15*	*BH-15*	*BH-16*
Sample Identification		*Tap Water*	*Vapor Exposure*	*Vapor Exposure*	*GW-017330-072105-TP-001*	*GW-017330-072105-TP-002*	*GW-017330-072105-TP-003*	*GW-017330-072105-TP-004*
Sample Date		*a*	*b*	*c*	*7/21/2005*	*7/21/2005*	*7/21/2005*	*7/21/2005*
Sample Depth					*-*	*-*	*-*	*-*
Sample Type	*Units*						*Duplicate*	
Metals (Continued)		nc	nc	nc				
Chromium	ug/L	100	nc	nc	-	-	-	-
Cobalt	ug/L	4.7	nc	nc	-	-	-	-
Copper	ug/L	1300	nc	nc	-	-	-	-
Iron	ug/L	11000	nc	nc	-	-	-	-
Lead	ug/L	15	nc	nc	-	-	-	-
Magnesium	ug/L	nc	nc	nc	-	-	-	-
Manganese	ug/L	320	nc	nc	-	-	-	-
Mercury	ug/L	2	nc	nc	-	-	-	-
Nickel	ug/L	300	nc	nc	-	-	-	-
Potassium	ug/L	nc	nc	nc	-	-	-	-
Selenium	ug/L	50	nc	nc	-	-	-	-
Silver	ug/L	71	nc	nc	-	-	-	-
Sodium	ug/L	nc	nc	nc	-	-	-	-
Thallium	ug/L	2	nc	nc	-	-	-	-
Vanadium	ug/L	63	nc	nc	-	-	-	-
Zinc	ug/L	4700	nc	nc	-	-	-	-
General Chemistry								
N-Hexane extractable material	ug/L	nc	nc	nc	-	-	-	-

Notes
ug/L - Micrograms per litre
"-" - No value
U - Not detected at the associated reporting limit
J - Estimated concentration
UJ - Not detected; associated reporting limit is estimated
R - Rejected
s.u. - Standard units
nc - No criteria
ND - Non Detect (calculation)
BOLD[abc] Concentration exceeds associated screening level
IDEM Appendix A: Screening Levels Remedation Closure Guide - March 25, 2014
a - Exceeds IDEM residential tap screening levels
b - Exceeds IDEM residential vapor exposure screening levels
c - Exceeds IDEM commercial/industrial vapor screening levels

APPENDIX G.2

BOREHOLE WATER AND GROUNDWATER GRAB SAMPLE QUALITY DATA
RFI REPORT
FORMER MANUAL TRANSMISSIONS OF MUNCIE FACILITY
MUNCIE, INDIANA

AOI		*IDEM*	*IDEM*	*IDEM*	*AOI 11.9*	*AOI 20.2*	*AOI 20.2*
Sample Location		*Residential*	*Residential*	*Com./Ind.*	*BH-17*	*BH62-11*	*BH62-11*
Sample Identification		*Tap Water*	*Vapor Exposure*	*Vapor Exposure*	*GW-017330-072105-TP-005*	*WB-017324-120711-TP-003*	*WB-017324-120711-TP-004*
Sample Date		*a*	*b*	*c*	*7/21/2005*	*12/7/2011*	*12/7/2011*
Sample Depth					*-*	*-*	*-*
Sample Type	*Units*						*Duplicate*
Volatile Organic Compounds (VOCs)							
Acetone	ug/L	12000	nc	nc	-	10 U	10 U
Benzene	ug/L	5	24	120	0.63 J	1.0 U	1.0 U
Bromodichloromethane	ug/L	80	nc	nc	-	1.0 U	1.0 U
Bromoform	ug/L	80	nc	nc	-	1.0 U	1.0 U
Bromomethane (Methyl bromide)	ug/L	7	nc	nc	-	1.0 U	1.0 U
2-Butanone (Methyl ethyl ketone) (MEK)	ug/L	4900	nc	nc	-	10 U	10 U
Carbon disulfide	ug/L	720	nc	nc	-	1.0 U	1.0 U
Carbon tetrachloride	ug/L	5	5.7	28	-	1.0 U	1.0 U
Chlorobenzene	ug/L	100	nc	nc	-	1.0 U	1.0 U
Chloroethane	ug/L	21000	nc	nc	-	1.0 U	1.0 U
Chloroform (Trichloromethane)	ug/L	80	nc	nc	-	1.0 U	1.0 U
Chloromethane (Methyl chloride)	ug/L	190	nc	nc	-	1.0 U	1.0 U
Cyclohexane	ug/L	13000	nc	nc	-	1.0 U	1.0 U
1,2-Dibromo-3-chloropropane (DBCP)	ug/L	0.2	nc	nc	-	2.0 U	2.0 U
Dibromochloromethane	ug/L	80	nc	nc	-	1.0 U	1.0 U
1,2-Dibromoethane (Ethylene dibromide)	ug/L	0.05	nc	nc	-	1.0 U	1.0 U
1,2-Dichlorobenzene	ug/L	600	nc	nc	-	1.0 U	1.0 U
1,3-Dichlorobenzene	ug/L	nc	nc	nc	-	1.0 U	1.0 U
1,4-Dichlorobenzene	ug/L	75	nc	nc	-	1.0 U	1.0 U
Dichlorodifluoromethane (CFC-12)	ug/L	190	nc	nc	-	1.0 U	1.0 U
1,1-Dichloroethane	ug/L	24	110	550	-	1.0 U	1.0 U
1,2-Dichloroethane	ug/L	5	43	210	-	1.0 U	1.0 U
1,1-Dichloroethene	ug/L	7	300	1300	-	1.0 U	1.0 U
cis-1,2-Dichloroethene	ug/L	70	nc	nc	-	1.0 U	1.0 U
trans-1,2-Dichloroethene	ug/L	100	nc	nc	-	1.0 U	1.0 U
1,2-Dichloropropane	ug/L	5	nc	nc	-	1.0 U	1.0 U
cis-1,3-Dichloropropene	ug/L	nc	nc	nc	-	1.0 U	1.0 U
trans-1,3-Dichloropropene	ug/L	nc	nc	nc	-	1.0 U	1.0 U
Ethylbenzene	ug/L	700	nc	nc	1.7 U	1.0 U	1.0 U
2-Hexanone	ug/L	34	nc	nc	-	10 U	10 U
Isopropyl benzene	ug/L	390	nc	nc	-	1.0 U	1.0 U
Methyl acetate	ug/L	16000	nc	nc	-	0.40 J	10 U
Methyl cyclohexane	ug/L	nc	nc	nc	-	1.0 U	1.0 U
Methyl tert butyl ether (MTBE)	ug/L	120	nc	nc	8.4 U	5.0 U	5.0 U
4-Methyl-2-pentanone (MIBK)	ug/L	1000	nc	nc	-	10 U	10 U
Methylene chloride	ug/L	5	nc	nc	-	1.0 U	1.0 U
Styrene	ug/L	100	nc	nc	-	1.0 U	1.0 U
1,1,2,2-Tetrachloroethane	ug/L	0.66	63	310	-	1.0 U	1.0 U
Tetrachloroethene	ug/L	5	110	470	-	1.0 U	1.0 U
Toluene	ug/L	1000	nc	nc	0.41 J	1.0 U	1.0 U
1,2,4-Trichlorobenzene	ug/L	70	nc	nc	-	1.0 U	1.0 U
1,1,1-Trichloroethane	ug/L	200	13000	54000	-	1.0 U	1.0 U
1,1,2-Trichloroethane	ug/L	5	11	46	-	1.0 U	1.0 U
Trichloroethene	ug/L	5	9.1	38	-	1.0 U	1.0 U
Trichlorofluoromethane (CFC-11)	ug/L	1100	nc	nc	-	1.0 U	1.0 U

APPENDIX G.2

BOREHOLE WATER AND GROUNDWATER GRAB SAMPLE QUALITY DATA
RFI REPORT
FORMER MANUAL TRANSMISSIONS OF MUNCIE FACILITY
MUNCIE, INDIANA

AOI		*IDEM*	*IDEM*	*IDEM*	*AOI 11.9*	*AOI 20.2*	*AOI 20.2*
Sample Location		*Residential*	*Residential*	*Com./Ind.*	*BH-17*	*BH62-11*	*BH62-11*
Sample Identification		*Tap Water*	*Vapor Exposure*	*Vapor Exposure*	*GW-017330-072105-TP-005*	*WB-017324-120711-TP-003*	*WB-017324-120711-TP-004*
Sample Date		*a*	*b*	*c*	*7/21/2005*	*12/7/2011*	*12/7/2011*
Sample Depth					*-*	*-*	*-*
Sample Type	*Units*						*Duplicate*
VOCs (Continued)							
Trifluorotrichloroethane (Freon 113)	ug/L	53000	nc	nc	-	1.0 U	1.0 U
Vinyl chloride	ug/L	2	2	35	-	1.0 U	1.0 U
Xylenes (total)	ug/L	10000	nc	nc	3.3 U	2.0 U	2.0 U
Semi-Volatile Organic Compounds (SVOCs)							
Acenaphthene	ug/L	400	nc	nc	-	0.20 U	0.23 U
Acenaphthylene	ug/L	nc	nc	nc	-	0.20 U	0.23 U
Acetophenone	ug/L	1500	nc	nc	-	0.98 U	1.2 U
Anthracene	ug/L	1300	nc	nc	-	0.20 U	0.23 U
Atrazine	ug/L	3	nc	nc	-	0.98 U	1.2 U
Benzaldehyde	ug/L	1500	nc	nc	-	0.98 U	1.2 U
Benzo(a)anthracene	ug/L	0.29	nc	nc	-	0.20 U	0.23 U
Benzo(a)pyrene	ug/L	0.2	nc	nc	-	0.20 U	0.23 U
Benzo(b)fluoranthene	ug/L	0.29	nc	nc	-	0.20 U	0.23 U
Benzo(g,h,i)perylene	ug/L	nc	nc	nc	-	0.20 U	0.23 U
Benzo(k)fluoranthene	ug/L	2.9	nc	nc	-	0.20 U	0.23 U
Biphenyl (1,1-Biphenyl)	ug/L	0.83	nc	nc	-	0.98 U	1.2 U
4-Bromophenyl phenyl ether	ug/L	nc	nc	nc	-	2.0 U	2.3 U
Butyl benzylphthalate (BBP)	ug/L	140	nc	nc	-	0.98 U	1.2 U
Caprolactam	ug/L	7700	nc	nc	-	4.9 U	5.8 U
Carbazole	ug/L	nc	nc	nc	-	0.98 U	1.2 U
4-Chloro-3-methylphenol	ug/L	1100	nc	nc	-	2.0 U	2.3 U
4-Chloroaniline	ug/L	3.2	nc	nc	-	2.0 U	2.3 U
bis(2-Chloroethoxy)methane	ug/L	46	nc	nc	-	0.98 U	1.2 U
bis(2-Chloroethyl)ether	ug/L	0.12	nc	nc	-	0.98 U	1.2 U
2-Chloronaphthalene	ug/L	550	nc	nc	-	0.98 U	1.2 U
2-Chlorophenol	ug/L	71	nc	nc	-	0.98 U	1.2 U
4-Chlorophenyl phenyl ether	ug/L	nc	nc	nc	-	2.0 U	2.3 U
Chrysene	ug/L	29	nc	nc	-	0.20 U	0.23 U
Dibenz(a,h)anthracene	ug/L	0.029	nc	nc	-	0.20 U	0.23 U
Dibenzofuran	ug/L	5.8	nc	nc	-	0.98 U	1.2 U
3,3'-Dichlorobenzidine	ug/L	1.1	nc	nc	-	4.9 U	5.8 U
2,4-Dichlorophenol	ug/L	35	nc	nc	-	2.0 U	2.3 U
Diethyl phthalate	ug/L	11000	nc	nc	-	0.98 U	1.2 U
Dimethyl phthalate	ug/L	nc	nc	nc	-	0.98 U	1.2 U
2,4-Dimethylphenol	ug/L	270	nc	nc	-	2.0 U	2.3 U
Di-n-butylphthalate (DBP)	ug/L	670	nc	nc	-	0.98 U	1.2 U
4,6-Dinitro-2-methylphenol	ug/L	1.2	nc	nc	-	4.9 U	5.8 U
2,4-Dinitrophenol	ug/L	30	nc	nc	-	4.9 U	5.8 U
2,4-Dinitrotoluene	ug/L	2	nc	nc	-	4.9 U	5.8 U
2,6-Dinitrotoluene	ug/L	0.42	nc	nc	-	4.9 U	5.8 U
Di-n-octyl phthalate (DnOP)	ug/L	160	nc	nc	-	0.98 U	1.2 U
bis(2-Ethylhexyl)phthalate (DEHP)	ug/L	6	nc	nc	-	2.0 U	2.3 U
Fluoranthene	ug/L	630	nc	nc	-	0.20 U	0.23 U
Fluorene	ug/L	220	nc	nc	-	0.20 U	0.23 U
Hexachlorobenzene	ug/L	1	nc	nc	-	0.20 U	0.23 U

APPENDIX G.2

BOREHOLE WATER AND GROUNDWATER GRAB SAMPLE QUALITY DATA
RFI REPORT
FORMER MANUAL TRANSMISSIONS OF MUNCIE FACILITY
MUNCIE, INDIANA

AOI		*IDEM*	*IDEM*	*IDEM*	*AOI 11.9*	*AOI 20.2*	*AOI 20.2*
Sample Location		*Residential*	*Residential*	*Com./Ind.*	*BH-17*	*BH62-11*	*BH62-11*
Sample Identification		*Tap Water*	*Vapor Exposure*	*Vapor Exposure*	*GW-017330-072105-TP-005*	*WB-017324-120711-TP-003*	*WB-017324-120711-TP-004*
Sample Date		*a*	*b*	*c*	*7/21/2005*	*12/7/2011*	*12/7/2011*
Sample Depth					*-*	*-*	*-*
Sample Type	*Units*						*Duplicate*
SVOCs (Continued)							
Hexachlorobutadiene	ug/L	2.6	nc	nc	-	0.98 U	1.2 U
Hexachlorocyclopentadiene	ug/L	50	nc	nc	-	9.8 U	12 U
Hexachloroethane	ug/L	5.1	nc	nc	-	0.98 U	1.2 U
Indeno(1,2,3-cd)pyrene	ug/L	0.29	nc	nc	-	0.20 U	0.23 U
Isophorone	ug/L	670	nc	nc	-	0.98 U	1.2 U
2-Methylnaphthalene	ug/L	27	nc	nc	-	0.20 U	0.23 U
2-Methylphenol	ug/L	720	nc	nc	-	0.98 U	1.2 U
3&4-Methylphenol	ug/L	nc	nc	nc	-	2.0 U	2.3 U
Naphthalene	ug/L	1.4	91	460	-	0.20 U	0.23 U
2-Nitroaniline	ug/L	150	nc	nc	-	2.0 U	2.3 U
3-Nitroaniline	ug/L	nc	nc	nc	-	2.0 U	2.3 U
4-Nitroaniline	ug/L	33	nc	nc	-	2.0 U	2.3 U
Nitrobenzene	ug/L	1.2	nc	nc	-	0.98 U	1.2 U
2-Nitrophenol	ug/L	nc	nc	nc	-	2.0 U	2.3 U
4-Nitrophenol	ug/L	nc	nc	nc	-	4.9 U	5.8 U
N-Nitrosodi-n-propylamine	ug/L	0.093	nc	nc	-	0.98 U	1.2 U
N-Nitrosodiphenylamine	ug/L	100	nc	nc	-	0.98 U	1.2 U
2,2'-Oxybis(1-chloropropane)	ug/L	3.1	nc	nc	-	0.98 U	1.2 U
Pentachlorophenol	ug/L	1	nc	nc	-	4.9 U	5.8 U
Phenanthrene	ug/L	nc	nc	nc	-	0.20 U	0.23 U
Phenol	ug/L	4500	nc	nc	-	0.98 U	1.2 U
Pyrene	ug/L	87	nc	nc	-	0.20 U	0.23 U
2,4,5-Trichlorophenol	ug/L	890	nc	nc	-	4.9 U	5.8 U
2,4,6-Trichlorophenol	ug/L	9	nc	nc	-	4.9 U	5.8 U
Polychlorinated Biphenyls (PCBs)							
Aroclor-1016 (PCB-1016)	ug/L	1.1	nc	nc	-	0.58 UJ	0.54 UJ
Aroclor-1221 (PCB-1221)	ug/L	0.04	nc	nc	-	0.58 UJ	0.54 UJ
Aroclor-1232 (PCB-1232)	ug/L	0.04	nc	nc	-	0.58 UJ	0.54 UJ
Aroclor-1242 (PCB-1242)	ug/L	0.34	nc	nc	-	0.58 U	0.54 UJ
Aroclor-1248 (PCB-1248)	ug/L	0.34	nc	nc	-	**1.4**[a]	**0.88 J**[a]
Aroclor-1254 (PCB-1254)	ug/L	0.31	nc	nc	-	0.58 U	0.54 UJ
Aroclor-1260 (PCB-1260)	ug/L	0.34	nc	nc	-	0.58 U	0.54 UJ
Total PCBs	ug/L	0.5	nc	nc	-	**1.4**[a]	**0.88 J**[a]
Total Petroleum Hydrocarbons (TPH)							
Total Petroleum Hydrocarbons - Purgeable (GRO)	ug/L	nc	nc	nc	100 U	-	-
Metals							
Aluminum	ug/L	16000	nc	nc	-	**43000**[a]	**48000**[a]
Antimony	ug/L	6	nc	nc	-	10 U	2.2 J
Arsenic	ug/L	10	nc	nc	-	**32**[a]	**32**[a]
Barium	ug/L	2000	nc	nc	-	310	330
Beryllium	ug/L	4	nc	nc	-	1.8 J	2.0 J
Cadmium	ug/L	5	nc	nc	-	1.8 J	1.9 J
Calcium	ug/L	nc	nc	nc	-	240000	250000

APPENDIX G.2

BOREHOLE WATER AND GROUNDWATER GRAB SAMPLE QUALITY DATA
RFI REPORT
FORMER MANUAL TRANSMISSIONS OF MUNCIE FACILITY
MUNCIE, INDIANA

AOI		*IDEM*	*IDEM*	*IDEM*	*AOI 11.9*	*AOI 20.2*	*AOI 20.2*
Sample Location		*Residential*	*Residential*	*Com./Ind.*	*BH-17*	*BH62-11*	*BH62-11*
Sample Identification		*Tap Water*	*Vapor Exposure*	*Vapor Exposure*	*GW-017330-072105-TP-005*	*WB-017324-120711-TP-003*	*WB-017324-120711-TP-004*
Sample Date		*a*	*b*	*c*	*7/21/2005*	*12/7/2011*	*12/7/2011*
Sample Depth					*-*	*-*	*-*
Sample Type	*Units*						*Duplicate*
Metals (Continued)		nc	nc	nc			
Chromium	ug/L	100	nc	nc	-	60	62
Cobalt	ug/L	4.7	nc	nc	-	**25[a]**	**27[a]**
Copper	ug/L	1300	nc	nc	-	61	63
Iron	ug/L	11000	nc	nc	-	**61000[a]**	**64000[a]**
Lead	ug/L	15	nc	nc	-	**26[a]**	**28[a]**
Magnesium	ug/L	nc	nc	nc	-	89000	92000
Manganese	ug/L	320	nc	nc	-	**740[a]**	**790[a]**
Mercury	ug/L	2	nc	nc	-	0.20 U	0.20 U
Nickel	ug/L	300	nc	nc	-	83	86
Potassium	ug/L	nc	nc	nc	-	13000	14000
Selenium	ug/L	50	nc	nc	-	5.0 U	5.0 U
Silver	ug/L	71	nc	nc	-	5.0 U	5.0 U
Sodium	ug/L	nc	nc	nc	-	29000	28000
Thallium	ug/L	2	nc	nc	-	10 U	10 U
Vanadium	ug/L	63	nc	nc	-	**98[a]**	**110[a]**
Zinc	ug/L	4700	nc	nc	-	260	260
General Chemistry							
N-Hexane extractable material	ug/L	nc	nc	nc	-	-	-

Notes
ug/L - Micrograms per litre
"-" - No value
U - Not detected at the associated reporting limit
J - Estimated concentration
UJ - Not detected; associated reporting limit is estimated
R - Rejected
s.u. - Standard units
nc - No criteria
ND - Non Detect (calculation)
BOLD[abc] Concentration exceeds associated screening level
IDEM Appendix A: Screening Levels Remedation Closure Guide - March 25, 2014
a - Exceeds IDEM residential tap screening levels
b - Exceeds IDEM residential vapor exposure screening levels
c - Exceeds IDEM commercial/industrial vapor screening levels

Appendix G.3

Groundwater Quality Data

APPENDIX G.3

GROUNDWATER QUALITY DATA
RFI REPORT
FORMER MANUAL TRANSMISSIONS OF MUNCIE FACILITY
MUNCIE, INDIANA

AOI		*IDEM*	*IDEM*	*IDEM*	*AOI 3*	*AOI 3*	*AOI 9*
Sample Location		***Residential***	***Residential***	***Com./Ind.***	***MW45-11***	***MW45-11***	***MW46-11***
Sample Identification		***Tap Water***	***Vapor Exposure***	***Vapor Exposure***	***GW-17324-120711-EM-016***	***GW-017324-050614-SM-033***	***GW-17324-120911-EM-041***
Sample Date		***a***	***b***	***c***	***12/7/2011***	***5/6/2014***	***12/9/2011***
Sample Depth					*-*	*-*	*-*
Sample Depth							
	Units						
Volatile Organic Compounds (VOCs)							
Acetone	ug/L	12000	nc	nc	10 U	1.6 J	10 U
Benzene	ug/L	5	24	120	1.0 U	1.0 U	1.0 U
Bromodichloromethane	ug/L	80	nc	nc	1.0 U	1.0 U	1.0 U
Bromoform	ug/L	80	nc	nc	1.0 U	1.0 U	1.0 U
Bromomethane (Methyl bromide)	ug/L	7	nc	nc	1.0 U	1.0 U	1.0 U
2-Butanone (Methyl ethyl ketone) (MEK)	ug/L	4900	nc	nc	10 U	10 U	10 U
Carbon disulfide	ug/L	720	nc	nc	1.0 U	1.0 U	0.13 J
Carbon tetrachloride	ug/L	5	5.7	28	0.53 J	3.3	1.0 U
Chlorobenzene	ug/L	100	nc	nc	1.0 U	1.0 U	1.0 U
Chloroethane	ug/L	21000	nc	nc	1.0 U	1.0 U	1.0 U
2-Chloroethyl vinyl ether	ug/L	nc	nc	nc	--	--	--
Chloroform (Trichloromethane)	ug/L	80	nc	nc	0.22 J	1.0	1.0 U
Chloromethane (Methyl chloride)	ug/L	190	nc	nc	1.0 U	1.0 U	1.0 U
Cyclohexane	ug/L	13000	nc	nc	1.0 U	1.0 U	1.0 U
1,2-Dibromo-3-chloropropane (DBCP)	ug/L	0.2	nc	nc	2.0 U	2.0 U	2.0 U
Dibromochloromethane	ug/L	80	nc	nc	1.0 U	1.0 U	1.0 U
1,2-Dibromoethane (Ethylene dibromide)	ug/L	0.05	nc	nc	1.0 U	1.0 U	1.0 U
1,2-Dichlorobenzene	ug/L	600	nc	nc	1.0 U	1.0 U	1.0 U
1,3-Dichlorobenzene	ug/L	nc	nc	nc	1.0 U	1.0 U	1.0 U
1,4-Dichlorobenzene	ug/L	75	nc	nc	1.0 U	1.0 U	1.0 U
Dichlorodifluoromethane (CFC-12)	ug/L	190	nc	nc	1.0 U	1.0 U	1.0 U
1,1-Dichloroethane	ug/L	24	110	550	1.0 U	1.0 U	1.0 U
1,2-Dichloroethane	ug/L	5	43	210	1.0 U	1.0 U	1.0 U
1,2-Dichloroethene (total)	ug/L	130	nc	nc	--	--	--
1,1-Dichloroethene	ug/L	7	300	1300	1.0 U	1.0 U	1.0 U
cis-1,2-Dichloroethene	ug/L	70	nc	nc	1.0 U	1.0 U	1.0 U
trans-1,2-Dichloroethene	ug/L	100	nc	nc	1.0 U	1.0 U	1.0 U
1,2-Dichloropropane	ug/L	5	nc	nc	1.0 U	1.0 U	1.0 U
cis-1,3-Dichloropropene	ug/L	nc	nc	nc	1.0 U	1.0 U	1.0 U
trans-1,3-Dichloropropene	ug/L	nc	nc	nc	1.0 U	1.0 U	1.0 U
Ethylbenzene	ug/L	700	nc	nc	1.0 U	1.0 U	1.0 U
2-Hexanone	ug/L	34	nc	nc	10 U	10 U	10 U
Isopropyl benzene	ug/L	390	nc	nc	1.0 U	1.0 U	1.0 U
Methyl acetate	ug/L	16000	nc	nc	10 U	10 U	10 U
Methyl cyclohexane	ug/L	nc	nc	nc	1.0 U	1.0 U	1.0 U
Methyl tert butyl ether (MTBE)	ug/L	120	nc	nc	5.0 U	1.0 U	5.0 U
4-Methyl-2-pentanone (Methyl isobutyl ketone) (MIBK)	ug/L	1000	nc	nc	10 U	10 U	10 U
Methylene chloride	ug/L	5	nc	nc	1.0 U	1.0 U	1.0 U
Styrene	ug/L	100	nc	nc	1.0 U	1.0 U	1.0 U
VOCs (Continued)							

APPENDIX G.3

GROUNDWATER QUALITY DATA
RFI REPORT
FORMER MANUAL TRANSMISSIONS OF MUNCIE FACILITY
MUNCIE, INDIANA

AOI		*IDEM*	*IDEM*	*IDEM*	*AOI 3*	*AOI 3*	*AOI 9*
Sample Location		*Residential*	*Residential*	*Com./Ind.*	*MW45-11*	*MW45-11*	*MW46-11*
Sample Identification		*Tap Water*	*Vapor Exposure*	*Vapor Exposure*	*GW-17324-120711-EM-016*	*GW-017324-050614-SM-033*	*GW-17324-120911-EM-041*
Sample Date		*a*	*b*	*c*	*12/7/2011*	*5/6/2014*	*12/9/2011*
Sample Depth					*-*	*-*	*-*
Sample Depth							
	Units						
1,1,2,2-Tetrachloroethane	ug/L	0.66	63	310	1.0 U	1.0 U	1.0 U
Tetrachloroethene	ug/L	5	110	470	0.49 J	1.0 U	1.0 U
Toluene	ug/L	1000	nc	nc	1.0 U	1.0 U	1.0 U
1,2,4-Trichlorobenzene	ug/L	70	nc	nc	1.0 U	1.0 U	1.0 U
1,1,1-Trichloroethane	ug/L	200	13000	54000	0.45 J	0.79 J	1.0 U
1,1,2-Trichloroethane	ug/L	5	11	46	1.0 U	1.0 U	1.0 U
Trichloroethene	ug/L	5	9.1	38	2.2	4.3	0.30 J
Trichlorofluoromethane (CFC-11)	ug/L	1100	nc	nc	1.0 U	1.0 U	1.0 U
Trifluorotrichloroethane (Freon 113)	ug/L	53000	nc	nc	1.0 U	1.0 U	1.0 U
Vinyl acetate	ug/L	410	nc	nc	--	--	--
Vinyl chloride	ug/L	2	2	35	1.0 U	1.0 U	1.0 U
Xylenes (total)	ug/L	10000	nc	nc	2.0 U	2.0 U	2.0 U
		nc	nc	nc			
Semi-Volatile Organic Compounds (SVOCs)		nc	nc	nc			
Acenaphthene	ug/L	400	nc	nc	0.19 U	--	--
Acenaphthylene	ug/L	nc	nc	nc	0.19 U	--	--
Acetonitrile	ug/L	130	nc	nc	--	--	--
Acetophenone	ug/L	1500	nc	nc	0.97 U	--	--
2-Acetylaminofluorene	ug/L	0.13	nc	nc	--	--	--
Acrolein	ug/L	0.041	nc	nc	--	--	--
Acrylonitrile	ug/L	0.45	nc	nc	--	--	--
Allyl chloride	ug/L	2.1	nc	nc	--	--	--
4-Aminobiphenyl	ug/L	0.026	nc	nc	--	--	--
Aniline	ug/L	110	nc	nc	--	--	--
Anthracene	ug/L	1300	nc	nc	0.19 U	--	--
Aramite	ug/L	11	nc	nc	--	--	--
Atrazine	ug/L	3	nc	nc	0.97 U	--	--
Benzaldehyde	ug/L	1500	nc	nc	0.97 U	--	--
Benzidine	ug/L	0.00092	nc	nc	--	--	--
Benzo(a)anthracene	ug/L	0.29	nc	nc	0.19 U	--	--
Benzo(a)pyrene	ug/L	0.2	nc	nc	0.19 U	--	--
Benzo(b)fluoranthene	ug/L	0.29	nc	nc	0.19 U	--	--
Benzo(g,h,i)perylene	ug/L	nc	nc	nc	0.19 U	--	--
Benzo(k)fluoranthene	ug/L	2.9	nc	nc	0.19 U	--	--
Benzoic acid	ug/L	58000	nc	nc	--	--	--
Benzyl alcohol	ug/L	1500	nc	nc	--	--	--
Biphenyl (1,1-Biphenyl)	ug/L	0.83	nc	nc	0.97 U	--	--
4-Bromophenyl phenyl ether	ug/L	nc	nc	nc	1.9 U	--	--
Butyl benzylphthalate (BBP)	ug/L	140	nc	nc	0.97 U	--	--
Caprolactam	ug/L	7700	nc	nc	4.9 U	--	--
Carbazole	ug/L	nc	nc	nc	0.97 U	--	--
4-Chloro-3-methylphenol	ug/L	1100	nc	nc	1.9 U	--	--
4-Chloroaniline	ug/L	3.2	nc	nc	1.9 U	--	--
Chlorobenzilate	ug/L	2.7	nc	nc	--	--	--
bis(2-Chloroethoxy)methane	ug/L	46	nc	nc	0.97 U	--	--
bis(2-Chloroethyl)ether	ug/L	0.12	nc	nc	0.97 U	--	--

APPENDIX G.3

GROUNDWATER QUALITY DATA
RFI REPORT
FORMER MANUAL TRANSMISSIONS OF MUNCIE FACILITY
MUNCIE, INDIANA

AOI		*IDEM*	*IDEM*	*IDEM*	*AOI 3*	*AOI 3*	*AOI 9*
Sample Location		*Residential*	*Residential*	*Com./Ind.*	*MW45-11*	*MW45-11*	*MW46-11*
Sample Identification		*Tap Water*	*Vapor Exposure*	*Vapor Exposure*	*GW-17324-120711-EM-016*	*GW-017324-050614-SM-033*	*GW-17324-120911-EM-041*
Sample Date		*a*	*b*	*c*	*12/7/2011*	*5/6/2014*	*12/9/2011*
Sample Depth					*-*	*-*	*-*
Sample Depth							
	Units						
2-Chloronaphthalene	ug/L	550	nc	nc	0.97 U	--	--
2-Chlorophenol	ug/L	71	nc	nc	0.97 U	--	--
4-Chlorophenyl phenyl ether	ug/L	nc	nc	nc	1.9 U	--	--
Chloroprene	ug/L	0.16	nc	nc	--	--	--
Chrysene	ug/L	29	nc	nc	0.19 U	--	--
Cresol isomers	ug/L	nc	nc	nc	--	--	--
Diallate	ug/L	4.6	nc	nc	--	--	--
Dibenz(a,h)anthracene	ug/L	0.029	nc	nc	0.19 U	--	--
Dibenzofuran	ug/L	5.8	nc	nc	0.97 U	--	--
Dibromochloromethane	ug/L	80	nc	nc	--	--	--
Dibromomethane	ug/L	7.9	nc	nc	--	--	--
trans-1,4-Dichloro-2-butene	ug/L	0.012	nc	nc	--	--	--
3,3'-Dichlorobenzidine	ug/L	1.1	nc	nc	R	--	--
2,4-Dichlorophenol	ug/L	35	nc	nc	1.9 U	--	--
2,6-Dichlorophenol	ug/L	nc	nc	nc	--	--	--
Diethyl phthalate	ug/L	11000	nc	nc	0.97 U	--	--
Dimethoate	ug/L	3.1	nc	nc	--	--	--
Dimethyl phthalate	ug/L	nc	nc	nc	0.97 U	--	--
p-Dimethylaminoazobenzene A	ug/L	nc	nc	nc	--	--	--
7,12-Dimethylbenz(a)anthracene	ug/L	0.00086	nc	nc	--	--	--
3,3-Dimethylbenzidine	ug/L	0.056	nc	nc	--	--	--
a,a-Dimethylphenethylamine	ug/L	nc	nc	nc	--	--	--
2,4-Dimethylphenol	ug/L	270	nc	nc	1.9 U	--	--
Di-n-butylphthalate (DBP)	ug/L	670	nc	nc	0.97 U	--	--
4,6-Dinitro-2-methylphenol	ug/L	1.2	nc	nc	4.9 U	--	--
Dinitrobenzene, NOS	ug/L	nc	nc	nc	--	--	--
2,4-Dinitrophenol	ug/L	30	nc	nc	4.9 U	--	--
2,4-Dinitrotoluene	ug/L	2	nc	nc	4.9 U	--	--
2,6-Dinitrotoluene	ug/L	0.42	nc	nc	4.9 U	--	--
Di-n-octyl phthalate (DnOP)	ug/L	160	nc	nc	0.97 U	--	--
1,4-Dioxane	ug/L	6.7	nc	nc	--	--	--
Diphenylamine	ug/L	240	nc	nc	--	--	--
1,2-Diphenylhydrazine	ug/L	0.67	nc	nc	--	--	--
Disulfoton	ug/L	0.38	nc	nc	--	--	--

APPENDIX G.3

GROUNDWATER QUALITY DATA
RFI REPORT
FORMER MANUAL TRANSMISSIONS OF MUNCIE FACILITY
MUNCIE, INDIANA

AOI		*IDEM*	*IDEM*	*IDEM*	*AOI 3*	*AOI 3*	*AOI 9*
Sample Location		*Residential*	*Residential*	*Com./Ind.*	*MW45-11*	*MW45-11*	*MW46-11*
Sample Identification		*Tap Water*	*Vapor Exposure*	*Vapor Exposure*	*GW-17324-120711-EM-016*	*GW-017324-050614-SM-033*	*GW-17324-120911-EM-041*
Sample Date		*a*	*b*	*c*	*12/7/2011*	*5/6/2014*	*12/9/2011*
Sample Depth					*-*	*-*	*-*
Sample Depth							
	Units						
SVOCs (Continued)							
Ethyl methacrylate	ug/L	420	nc	nc	--	--	--
Ethyl methanesulfonate	ug/L	nc	nc	nc	--	--	--
bis(2-Ethylhexyl)phthalate (DEHP)	ug/L	6	nc	nc	1.9 U	--	--
Famphur	ug/L	nc	nc	nc	--	--	--
Fluoranthene	ug/L	630	nc	nc	0.19 U	--	--
Fluorene	ug/L	220	nc	nc	0.19 U	--	--
Hexachlorobenzene	ug/L	1	nc	nc	0.19 U	--	--
Hexachlorobutadiene	ug/L	2.6	nc	nc	0.97 U	--	--
Hexachlorocyclopentadiene	ug/L	50	nc	nc	9.7 U	--	--
Hexachloroethane	ug/L	5.1	nc	nc	0.97 U	--	--
Hexachlorophene A	ug/L	nc	nc	nc	--	--	--
Hexachloropropene	ug/L	nc	nc	nc	--	--	--
Indeno(1,2,3-cd)pyrene	ug/L	0.29	nc	nc	0.19 U	--	--
Iodomethane	ug/L	nc	nc	nc	--	--	--
Isodrin	ug/L	nc	nc	nc	--	--	--
Isophorone	ug/L	670	nc	nc	0.97 U	--	--
Isosafrole	ug/L	nc	nc	nc	--	--	--
Kepone	ug/L	0.03	nc	nc	--	--	--
Methapyrilene	ug/L	nc	nc	nc	--	--	--
Methyl acrylonitrile	ug/L	1.5	nc	nc	--	--	--
Methyl methacrylate	ug/L	1400	nc	nc	--	--	--
Methyl methanesulfonate	ug/L	6.8	nc	nc	--	--	--
Methyl parathion	ug/L	3.4	nc	nc	--	--	--
3-Methylcholanthrene	ug/L	0.0098	nc	nc	--	--	--
2-Methylnaphthalene	ug/L	27	nc	nc	0.19 U	--	--
2-Methylphenol	ug/L	720	nc	nc	0.97 U	--	--
3&4-Methylphenol	ug/L	nc	nc	nc	1.9 U	--	--
4-Methylphenol	ug/L	1400	nc	nc	--	--	--
Naphthalene	ug/L	1.4	91	460	0.19 U	--	--
1,4-Naphthoquinone	ug/L	nc	nc	nc	--	--	--
1-Naphthylamine	ug/L	nc	nc	nc	--	--	--
2-Naphthylamine	ug/L	0.33	nc	nc	--	--	--
2-Nitroaniline	ug/L	150	nc	nc	1.9 U	--	--
3-Nitroaniline	ug/L	nc	nc	nc	1.9 U	--	--
4-Nitroaniline	ug/L	33	nc	nc	1.9 U	--	--
Nitrobenzene	ug/L	1.2	nc	nc	0.97 U	--	--
2-Nitrophenol	ug/L	nc	nc	nc	1.9 U	--	--
4-Nitrophenol	ug/L	nc	nc	nc	4.9 U	--	--
4-Nitroquinoline-N-oxide	ug/L	nc	nc	nc	--	--	--
N-Nitrosodi-n-butylamine	ug/L	0.024	nc	nc	--	--	--
N-Nitrosodi-n-propylamine	ug/L	0.093	nc	nc	0.97 U	--	--
N-Nitrosodiphenylamine	ug/L	100	nc	nc	0.97 U	--	--
N-Nitrosodiethylamine	ug/L	0.0014	nc	nc	--	--	--
N-Nitrosodimethylamine	ug/L	0.0042	nc	nc	--	--	--
N-Nitrosomethylethylamine	ug/L	0.03	nc	nc	--	--	--

APPENDIX G.3

GROUNDWATER QUALITY DATA
RFI REPORT
FORMER MANUAL TRANSMISSIONS OF MUNCIE FACILITY
MUNCIE, INDIANA

AOI		*IDEM*	*IDEM*	*IDEM*	*AOI 3*	*AOI 3*	*AOI 9*
Sample Location		*Residential*	*Residential*	*Com./Ind.*	*MW45-11*	*MW45-11*	*MW46-11*
Sample Identification		*Tap Water*	*Vapor Exposure*	*Vapor Exposure*	*GW-17324-120711-EM-016*	*GW-017324-050614-SM-033*	*GW-17324-120911-EM-041*
Sample Date		*a*	*b*	*c*	*12/7/2011*	*5/6/2014*	*12/9/2011*
Sample Depth					*-*	*-*	*-*
Sample Depth							
	Units						
SVOCs (Continued)							
N-Nitrosomorpholine	ug/L	0.1	nc	nc	--	--	--
N-Nitrosopiperidine	ug/L	0.071	nc	nc	--	--	--
N-Nitrosopyrrolidine	ug/L	0.32	nc	nc	--	--	--
2,2'-Oxybis(1-chloropropane) (bis(2-Chloroisopropyl) ether)	ug/L	3.1	nc	nc	0.97 U	--	--
Pentachlorobenzene	ug/L	2.3	nc	nc	--	--	--
Pentachloroethane	ug/L	5.6	nc	nc	--	--	--
Pentachloronitrobenzene	ug/L	1	nc	nc	--	--	--
Pentachlorophenol	ug/L	1	nc	nc	4.9 U	--	--
Phenacetin	ug/L	300	nc	nc	--	--	--
Phenanthrene	ug/L	nc	nc	nc	0.19 U	--	--
Phenol	ug/L	4500	nc	nc	0.97 U	--	--
p-Phenylenediamine	ug/L	3000	nc	nc	--	--	--
Phorate	ug/L	2.3	nc	nc	--	--	--
2-Picoline	ug/L	nc	nc	nc	--	--	--
Pronamide	ug/L	900	nc	nc	--	--	--
Propionitrile (ethyl cyanide)	ug/L	nc	nc	nc	--	--	--
Pyrene	ug/L	87	nc	nc	0.19 U	--	--
Pyridine	ug/L	15	nc	nc	--	--	--
Safrole	ug/L	0.83	nc	nc	--	--	--
1,2,4,5-Tetrachlorobenzene	ug/L	1.2	nc	nc	--	--	--
1,1,1,2-Tetrachloroethane	ug/L	5	nc	nc	--	--	--
2,3,4,6-Tetrachlorophenol	ug/L	170	nc	nc	--	--	--
Thionazin (O,O-diethyl-O-2-pyrazinyl phosphorothioate)	ug/L	nc	nc	nc	--	--	--
o-Toluidine A	ug/L	nc	nc	nc	--	--	--
5-Nitro-2-toluidine	ug/L	70	nc	nc	--	--	--
2,4,5-Trichlorophenol	ug/L	890	nc	nc	4.9 U	--	--
2,4,6-Trichlorophenol	ug/L	9	nc	nc	4.9 U	--	--
1,2,3-Trichloropropane	ug/L	0.0065	nc	nc	--	--	--
0,0,0-Triethylphosphorothioate	ug/L	nc	nc	nc	--	--	--
1,3,5-Trinitrobenzene	ug/L	460	nc	nc	--	--	--
PCBs							
Aroclor-1016 (PCB-1016)	ug/L	1.1	nc	nc	0.48 U	--	--
Aroclor-1221 (PCB-1221)	ug/L	0.04	nc	nc	0.48 U	--	--
Aroclor-1232 (PCB-1232)	ug/L	0.04	nc	nc	0.48 U	--	--
Aroclor-1242 (PCB-1242)	ug/L	0.34	nc	nc	0.48 U	--	--
Aroclor-1248 (PCB-1248)	ug/L	0.34	nc	nc	0.48 U	--	--
Aroclor-1254 (PCB-1254)	ug/L	0.31	nc	nc	0.48 U	--	--
Aroclor-1260 (PCB-1260)	ug/L	0.34	nc	nc	0.48 U	--	--
Total PCBs	ug/L	0.5	nc	nc	ND	--	--
Total Petroleum Hydrocarbons (TPH)							
Total Petroleum Hydrocarbons - Purgeable (GRO)	ug/L	nc	nc	nc	--	--	--

APPENDIX G.3

GROUNDWATER QUALITY DATA
RFI REPORT
FORMER MANUAL TRANSMISSIONS OF MUNCIE FACILITY
MUNCIE, INDIANA

AOI		*IDEM*	*IDEM*	*IDEM*	*AOI 3*	*AOI 3*	*AOI 9*
Sample Location		***Residential***	***Residential***	***Com./Ind.***	***MW45-11***	***MW45-11***	***MW46-11***
Sample Identification		***Tap Water***	***Vapor Exposure***	***Vapor Exposure***	***GW-17324-120711-EM-016***	***GW-017324-050614-SM-033***	***GW-17324-120911-EM-041***
Sample Date		***a***	***b***	***c***	***12/7/2011***	***5/6/2014***	***12/9/2011***
Sample Depth					*-*	*-*	*-*
Sample Depth							
	Units						
Metals							
Aluminum	ug/L	16000	nc	nc	200 U	--	--
Antimony	ug/L	6	nc	nc	**6.8 J[a]**	--	--
Arsenic	ug/L	10	nc	nc	10 U	--	--
Arsenic (dissolved)	ug/L	10	nc	nc	--	--	--
Barium	ug/L	2000	nc	nc	74 J	--	--
Barium (dissolved)	ug/L	2000	nc	nc	--	--	--
Beryllium	ug/L	4	nc	nc	5.0 U	--	--
Cadmium	ug/L	5	nc	nc	2.0 U	--	--
Cadmium (dissolved)	ug/L	5	nc	nc	--	--	--
Calcium	ug/L	nc	nc	nc	160000	--	--
Calcium (dissolved)	ug/L	nc	nc	nc	--	--	--
Chromium	ug/L	100	nc	nc	5.0 U	--	--
Chromium (dissolved)	ug/L	100	nc	nc	--	--	--
Cobalt	ug/L	4.7	nc	nc	7.0 U	--	--
Copper	ug/L	1300	nc	nc	25 U	--	--
Copper (dissolved)	ug/L	1300	nc	nc	--	--	--
Iron	ug/L	11000	nc	nc	200	--	--
Iron (dissolved)	ug/L	11000	nc	nc	--	--	--
Lead	ug/L	15	nc	nc	3.0 U	--	--
Lead (dissolved)	ug/L	15	nc	nc	--	--	--
Magnesium	ug/L	nc	nc	nc	49000	--	--
Magnesium (dissolved)	ug/L	nc	nc	nc	--	--	--
Manganese	ug/L	320	nc	nc	11 J	--	--
Manganese (dissolved)	ug/L	320	nc	nc	--	--	--
Mercury	ug/L	2	nc	nc	0.20 U	--	--
Mercury (dissolved)	ug/L	2	nc	nc	--	--	--
Nickel	ug/L	300	nc	nc	5.3 J	--	--
Nickel (dissolved)	ug/L	300	nc	nc	--	--	--
Potassium	ug/L	nc	nc	nc	3400 J	--	--
Selenium	ug/L	50	nc	nc	5.0 U	--	--
Selenium (dissolved)	ug/L	50	nc	nc	--	--	--
Silver	ug/L	71	nc	nc	5.0 U	--	--
Silver (dissolved)	ug/L	71	nc	nc	--	--	--
Sodium	ug/L	nc	nc	nc	34000	--	--
Thallium	ug/L	2	nc	nc	10 U	--	--
Vanadium	ug/L	63	nc	nc	7.0 U	--	--
Zinc	ug/L	4700	nc	nc	50 U	--	--
Zinc (dissolved)	ug/L	4700	nc	nc	--	--	--

APPENDIX G.3

GROUNDWATER QUALITY DATA
RFI REPORT
FORMER MANUAL TRANSMISSIONS OF MUNCIE FACILITY
MUNCIE, INDIANA

AOI		*IDEM*	*IDEM*	*IDEM*	*AOI 3*	*AOI 3*	*AOI 9*
Sample Location		***Residential***	***Residential***	***Com./Ind.***	***MW45-11***	***MW45-11***	***MW46-11***
Sample Identification		***Tap Water***	***Vapor Exposure***	***Vapor Exposure***	***GW-17324-120711-EM-016***	***GW-017324-050614-SM-033***	***GW-17324-120911-EM-041***
Sample Date		***a***	***b***	***c***	***12/7/2011***	***5/6/2014***	***12/9/2011***
Sample Depth					***-***	***-***	***-***
Sample Depth							
	Units						
Gas							
Ethane	ug/L	nc	nc	nc	--	--	--
Ethene	ug/L	nc	nc	nc	--	--	--
Methane	ug/L	nc	nc	nc	--	--	--
General Chemistry							
Alkalinity, bicarbonate	ug/L	nc	nc	nc	--	--	--
Alkalinity, carbonate	ug/L	nc	nc	nc	--	--	--
Bicarbonate (as CaCO3)	ug/L	nc	nc	nc	--	--	--
Chloride	ug/L	nc	nc	nc	--	--	--
Dissolved organic carbon (DOC)	ug/L	nc	nc	nc	--	--	--
Hardness	ug/L	nc	nc	nc	--	--	--
Hardness, carbonate	ug/L	nc	nc	nc	--	--	--
Nitrate (as N)	ug/L	10000	nc	nc	--	--	--
Nitrite (as N)	ug/L	1000	nc	nc	--	--	--
pH	s.u.	nc	nc	nc	--	--	--
Sulfate	ug/L	nc	nc	nc	--	--	--
Sulfide	ug/L	nc	nc	nc	--	--	--
Total dissolved solids (TDS)	ug/L	nc	nc	nc	--	--	--
Total organic carbon (TOC)	ug/L	nc	nc	nc	--	--	--

Notes

ug/L - Micrograms per litre
"-" - No value
U - Not detected at the associated reporting limit
J - Estimated concentration
UJ - Not detected; associated reporting limit is estimated
R - Rejected
s.u. - Standard units
nc - No criteria
ND - Non Detect (calculation)
BOLD[abc] Concentration exceeds associated screening level
IDEM Appendix A: Screening Levels Remedation Closure Guide - March 25, 2014
a - Exceeds IDEM residential tap screening levels
b - Exceeds IDEM residential vapor exposure screening levels
c - Exceeds IDEM commercial/industrial vapor screening levels

APPENDIX G.3

GROUNDWATER QUALITY DATA
RFI REPORT
FORMER MANUAL TRANSMISSIONS OF MUNCIE FACILITY
MUNCIE, INDIANA

AOI		*AOI 9*	*AOI 11.1*	*AOI 11.1*	*AOI 11.1*	*AOI 11.1*	*AOI 11.1*	*AOI 11.1*	*AOI 11.1*
Sample Location		*MW46-11*	*MW-22*	*MW-22*	*MW-22*	*MW-22*	*MW-22*	*MW-22*	*MW-22*
Sample Identification		*GW-017324-043014-SM-005*	*MW-22*	*MW-22*	*176796*	*MW-22*	*MW-22*	*MW-22*	*GW-17330-101002-EH-018*
Sample Date		*4/30/2014*	*1/1/1991*	*6/1/1994*	*4/20/1995*	*3/20/1996*	*10/1/1998*	*4/1/1999*	*10/10/2002*
Sample Depth		-	-	-	-	-	-	-	-
Sample Depth									
	Units								
Volatile Organic Compounds (VOCs)									
Acetone	ug/L	10 U	U	U	100 U	U	U	U	25 UJ
Benzene	ug/L	1.0 U	U	U	5 U	U	U	U	1.0 U
Bromodichloromethane	ug/L	1.0 U	--	U	10 U	U	U	U	1.0 U
Bromoform	ug/L	1.0 U	--	--	10 U	--	--	--	1.0 U
Bromomethane (Methyl bromide)	ug/L	1.0 U	--	--	10 U	--	--	--	1.0 U
2-Butanone (Methyl ethyl ketone) (MEK)	ug/L	10 U	--	U	100 U	U	U	U	25 U
Carbon disulfide	ug/L	1.0 U	--	--	--	--	--	--	5.0 U
Carbon tetrachloride	ug/L	1.0 U	--	--	10 U	--	--	--	1.0 U
Chlorobenzene	ug/L	1.0 U	U	U	10 U	U	U	U	1.0 U
Chloroethane	ug/L	1.0 U	U	U	10 U	U	U	U	1.0 U
2-Chloroethyl vinyl ether	ug/L	--	U	U	10 U	U	U	U	--
Chloroform (Trichloromethane)	ug/L	1.0 U	U	U	10 U	U	U	U	1.0 U
Chloromethane (Methyl chloride)	ug/L	1.0 U	U	U	10 U	U	U	U	1.0 U
Cyclohexane	ug/L	1.0 U	--	--	--	--	--	--	1.0 U
1,2-Dibromo-3-chloropropane (DBCP)	ug/L	2.0 U	--	--	--	--	--	--	1.0 U
Dibromochloromethane	ug/L	1.0 U	U	U	--	U	U	U	1.0 U
1,2-Dibromoethane (Ethylene dibromide)	ug/L	1.0 U	--	--	--	--	--	--	1.0 U
1,2-Dichlorobenzene	ug/L	1.0 U	--	--	10 U	--	--	--	1.0 U
1,3-Dichlorobenzene	ug/L	1.0 U	--	--	10 U	--	--	--	1.0 U
1,4-Dichlorobenzene	ug/L	1.0 U	--	--	10 U	--	--	--	1.0 U
Dichlorodifluoromethane (CFC-12)	ug/L	1.0 U	--	--	--	--	--	--	1.0 U
1,1-Dichloroethane	ug/L	1.0 U	U	U	10 U	0.3	U	U	0.63 J
1,2-Dichloroethane	ug/L	1.0 U	U	U	10 U	U	U	U	1.0 U
1,2-Dichloroethene (total)	ug/L	--	U	U	--	U	U	U	--
1,1-Dichloroethene	ug/L	1.0 U	U	U	10 U	U	U	U	1.0 U
cis-1,2-Dichloroethene	ug/L	1.0 U	--	U	10 U	U	U	U	1.0 U
trans-1,2-Dichloroethene	ug/L	1.0 U	U	U	10 U	U	U	U	1.0 U
1,2-Dichloropropane	ug/L	1.0 U	--	--	10 U	--	--	--	1.0 U
cis-1,3-Dichloropropene	ug/L	1.0 U	--	--	10 U	--	--	--	1.0 U
trans-1,3-Dichloropropene	ug/L	1.0 U	--	--	10 U	--	--	--	1.0 U
Ethylbenzene	ug/L	1.0 U	U	U	5 U	U	U	U	1.0 U
2-Hexanone	ug/L	10 U	--	U	--	U	U	U	50 UJ
Isopropyl benzene	ug/L	1.0 U	--	--	--	--	--	--	5.0 U
Methyl acetate	ug/L	10 U	--	--	--	--	--	--	10 U
Methyl cyclohexane	ug/L	1.0 U	--	--	--	--	--	--	1.0 U
Methyl tert butyl ether (MTBE)	ug/L	1.0 U	--	--	--	--	--	--	5.0 U
4-Methyl-2-pentanone (Methyl isobutyl ketone) (MIBK)	ug/L	10 U	--	--	100 U	--	--	--	50 U
Methylene chloride	ug/L	1.0 U	U	U	**10[a]**	1	**11 JB[a]**	U	5.0 U
Styrene	ug/L	1.0 U	--	--	10 U	--	--	--	1.0 U
VOCs (Continued)									

APPENDIX G.3

GROUNDWATER QUALITY DATA
RFI REPORT
FORMER MANUAL TRANSMISSIONS OF MUNCIE FACILITY
MUNCIE, INDIANA

AOI		*AOI 9*	*AOI 11.1*	*AOI 11.1*	*AOI 11.1*	*AOI 11.1*	*AOI 11.1*	*AOI 11.1*	*AOI 11.1*
Sample Location		*MW46-11*	*MW-22*	*MW-22*	*MW-22*	*MW-22*	*MW-22*	*MW-22*	*MW-22*
Sample Identification		*GW-017324-043014-SM-005*	*MW-22*	*MW-22*	*176796*	*MW-22*	*MW-22*	*MW-22*	*GW-17330-101002-EH-018*
Sample Date		*4/30/2014*	*1/1/1991*	*6/1/1994*	*4/20/1995*	*3/20/1996*	*10/1/1998*	*4/1/1999*	*10/10/2002*
Sample Depth		-	-	-	-	-	-	-	-
Sample Depth									
	Units								
1,1,2,2-Tetrachloroethane	ug/L	1.0 U	--	--	10 U	--	--	--	1.0 U
Tetrachloroethene	ug/L	1.0 U	U	U	10 U	U	U	U	1.0 U
Toluene	ug/L	1.0 U	U	U	5 U	U	U	U	1.0 U
1,2,4-Trichlorobenzene	ug/L	1.0 U	--	--	10 U	--	--	--	5.0 U
1,1,1-Trichloroethane	ug/L	1.0 U	U	U	10 U	U	U	U	1.0 U
1,1,2-Trichloroethane	ug/L	1.0 U	--	--	10 U	--	--	--	1.0 U
Trichloroethene	ug/L	1.0 U	U	U	10 U	U	U	U	1.0 U
Trichlorofluoromethane (CFC-11)	ug/L	1.0 U	--	--	10 U	--	--	--	1.0 U
Trifluorotrichloroethane (Freon 113)	ug/L	1.0 U	--	--	--	--	--	--	1.0 U
Vinyl acetate	ug/L	--	--	--	--	--	--	--	--
Vinyl chloride	ug/L	1.0 U	U	U	1 U	U	U	U	1.0 U
Xylenes (total)	ug/L	2.0 U	U	U	5 U	U	U	U	3.0 U
Semi-Volatile Organic Compounds (SVOCs)									
Acenaphthene	ug/L	--	--	--	10 U	--	--	--	--
Acenaphthylene	ug/L	--	--	--	10 U	--	--	--	--
Acetonitrile	ug/L	--	--	--	--	--	--	--	--
Acetophenone	ug/L	--	--	--	--	--	--	--	--
2-Acetylaminofluorene	ug/L	--	--	--	--	--	--	--	--
Acrolein	ug/L	--	--	--	100 U	--	--	--	--
Acrylonitrile	ug/L	--	--	--	100 U	--	--	--	--
Allyl chloride	ug/L	--	--	--	--	--	--	--	--
4-Aminobiphenyl	ug/L	--	--	--	--	--	--	--	--
Aniline	ug/L	--	--	--	--	--	--	--	--
Anthracene	ug/L	--	--	--	10 U	--	--	--	--
Aramite	ug/L	--	--	--	--	--	--	--	--
Atrazine	ug/L	--	--	--	--	--	--	--	--
Benzaldehyde	ug/L	--	--	--	--	--	--	--	--
Benzidine	ug/L	--	--	--	10 U	--	--	--	--
Benzo(a)anthracene	ug/L	--	--	--	10 U	--	--	--	--
Benzo(a)pyrene	ug/L	--	--	--	10 U	--	--	--	--
Benzo(b)fluoranthene	ug/L	--	--	--	10 U	--	--	--	--
Benzo(g,h,i)perylene	ug/L	--	--	--	10 U	--	--	--	--
Benzo(k)fluoranthene	ug/L	--	--	--	10 U	--	--	--	--
Benzoic acid	ug/L	--	--	--	--	--	--	--	--
Benzyl alcohol	ug/L	--	--	--	--	--	--	--	--
Biphenyl (1,1-Biphenyl)	ug/L	--	--	--	--	--	--	--	--
4-Bromophenyl phenyl ether	ug/L	--	--	--	10 U	--	--	--	--
Butyl benzylphthalate (BBP)	ug/L	--	--	--	10 U	--	--	--	--
Caprolactam	ug/L	--	--	--	--	--	--	--	--
Carbazole	ug/L	--	--	--	--	--	--	--	--
4-Chloro-3-methylphenol	ug/L	--	--	--	10 U	--	--	--	--
4-Chloroaniline	ug/L	--	--	--	--	--	--	--	--
Chlorobenzilate	ug/L	--	--	--	--	--	--	--	--
bis(2-Chloroethoxy)methane	ug/L	--	--	--	10 U	--	--	--	--
bis(2-Chloroethyl)ether	ug/L	--	--	--	10 U	--	--	--	--

APPENDIX G.3

GROUNDWATER QUALITY DATA
RFI REPORT
FORMER MANUAL TRANSMISSIONS OF MUNCIE FACILITY
MUNCIE, INDIANA

AOI		*AOI 9*	*AOI 11.1*	*AOI 11.1*	*AOI 11.1*	*AOI 11.1*	*AOI 11.1*	*AOI 11.1*	*AOI 11.1*
Sample Location		***MW46-11***	***MW-22***	***MW-22***	***MW-22***	***MW-22***	***MW-22***	***MW-22***	***MW-22***
Sample Identification		***GW-017324-043014-SM-005***	***MW-22***	***MW-22***	***176796***	***MW-22***	***MW-22***	***MW-22***	***GW-17330-101002-EH-018***
Sample Date		***4/30/2014***	***1/1/1991***	***6/1/1994***	***4/20/1995***	***3/20/1996***	***10/1/1998***	***4/1/1999***	***10/10/2002***
Sample Depth		***-***	***-***	***-***	***-***	***-***	***-***	***-***	***-***
Sample Depth									
	Units								
2-Chloronaphthalene	ug/L	--	--	--	10 U	--	--	--	--
2-Chlorophenol	ug/L	--	--	--	10 U	--	--	--	--
4-Chlorophenyl phenyl ether	ug/L	--	--	--	10 U	--	--	--	--
Chloroprene	ug/L	--	--	--	--	--	--	--	--
Chrysene	ug/L	--	--	--	10 U	--	--	--	--
Cresol isomers	ug/L	--	--	--	--	--	--	--	--
Diallate	ug/L	--	--	--	--	--	--	--	--
Dibenz(a,h)anthracene	ug/L	--	--	--	10 U	--	--	--	--
Dibenzofuran	ug/L	--	--	--	--	--	--	--	--
Dibromochloromethane	ug/L	--	--	--	10 U	--	--	--	--
Dibromomethane	ug/L	--	--	--	--	--	--	--	--
trans-1,4-Dichloro-2-butene	ug/L	--	--	--	--	--	--	--	--
3,3'-Dichlorobenzidine	ug/L	--	--	--	10 U	--	--	--	--
2,4-Dichlorophenol	ug/L	--	--	--	10 U	--	--	--	--
2,6-Dichlorophenol	ug/L	--	--	--	--	--	--	--	--
Diethyl phthalate	ug/L	--	--	--	10 U	--	--	--	--
Dimethoate	ug/L	--	--	--	--	--	--	--	--
Dimethyl phthalate	ug/L	--	--	--	10 U	--	--	--	--
p-Dimethylaminoazobenzene A	ug/L	--	--	--	--	--	--	--	--
7,12-Dimethylbenz(a)anthracene	ug/L	--	--	--	--	--	--	--	--
3,3-Dimethylbenzidine	ug/L	--	--	--	--	--	--	--	--
a,a-Dimethylphenethylamine	ug/L	--	--	--	--	--	--	--	--
2,4-Dimethylphenol	ug/L	--	--	--	10 U	--	--	--	--
Di-n-butylphthalate (DBP)	ug/L	--	--	--	10 U	--	--	--	--
4,6-Dinitro-2-methylphenol	ug/L	--	--	--	50 U	--	--	--	--
Dinitrobenzene, NOS	ug/L	--	--	--	--	--	--	--	--
2,4-Dinitrophenol	ug/L	--	--	--	50 U	--	--	--	--
2,4-Dinitrotoluene	ug/L	--	--	--	10 U	--	--	--	--
2,6-Dinitrotoluene	ug/L	--	--	--	10 U	--	--	--	--
Di-n-octyl phthalate (DnOP)	ug/L	--	--	--	10 U	--	--	--	--
1,4-Dioxane	ug/L	--	--	--	--	--	--	--	--
Diphenylamine	ug/L	--	--	--	--	--	--	--	--
1,2-Diphenylhydrazine	ug/L	--	--	--	10 U	--	--	--	--
Disulfoton	ug/L	--	--	--	--	--	--	--	--

APPENDIX G.3

GROUNDWATER QUALITY DATA
RFI REPORT
FORMER MANUAL TRANSMISSIONS OF MUNCIE FACILITY
MUNCIE, INDIANA

AOI		*AOI 9*	*AOI 11.1*	*AOI 11.1*	*AOI 11.1*	*AOI 11.1*	*AOI 11.1*	*AOI 11.1*	*AOI 11.1*
Sample Location		*MW46-11*	*MW-22*	*MW-22*	*MW-22*	*MW-22*	*MW-22*	*MW-22*	*MW-22*
Sample Identification		*GW-017324-043014-SM-005*	*MW-22*	*MW-22*	*176796*	*MW-22*	*MW-22*	*MW-22*	*GW-17330-101002-EH-018*
Sample Date		*4/30/2014*	*1/1/1991*	*6/1/1994*	*4/20/1995*	*3/20/1996*	*10/1/1998*	*4/1/1999*	*10/10/2002*
Sample Depth		*-*	*-*	*-*	*-*	*-*	*-*	*-*	*-*
Sample Depth									
	Units								
SVOCs (Continued)									
Ethyl methacrylate	ug/L	--	--	--	--	--	--	--	--
Ethyl methanesulfonate	ug/L	--	--	--	--	--	--	--	--
bis(2-Ethylhexyl)phthalate (DEHP)	ug/L	--	--	--	10 U	--	--	--	--
Famphur	ug/L	--	--	--	--	--	--	--	--
Fluoranthene	ug/L	--	--	--	10 U	--	--	--	--
Fluorene	ug/L	--	--	--	10 U	--	--	--	--
Hexachlorobenzene	ug/L	--	--	--	10 U	--	--	--	--
Hexachlorobutadiene	ug/L	--	--	--	10 U	--	--	--	--
Hexachlorocyclopentadiene	ug/L	--	--	--	10 U	--	--	--	--
Hexachloroethane	ug/L	--	--	--	10 U	--	--	--	--
Hexachlorophene A	ug/L	--	--	--	--	--	--	--	--
Hexachloropropene	ug/L	--	--	--	--	--	--	--	--
Indeno(1,2,3-cd)pyrene	ug/L	--	--	--	10 U	--	--	--	--
Iodomethane	ug/L	--	--	--	--	--	--	--	--
Isodrin	ug/L	--	--	--	--	--	--	--	--
Isophorone	ug/L	--	--	--	10 U	--	--	--	--
Isosafrole	ug/L	--	--	--	--	--	--	--	--
Kepone	ug/L	--	--	--	--	--	--	--	--
Methapyrilene	ug/L	--	--	--	--	--	--	--	--
Methyl acrylonitrile	ug/L	--	--	--	--	--	--	--	--
Methyl methacrylate	ug/L	--	--	--	--	--	--	--	--
Methyl methanesulfonate	ug/L	--	--	--	--	--	--	--	--
Methyl parathion	ug/L	--	--	--	--	--	--	--	--
3-Methylcholanthrene	ug/L	--	--	--	--	--	--	--	--
2-Methylnaphthalene	ug/L	--	--	--	--	--	--	--	--
2-Methylphenol	ug/L	--	--	--	--	--	--	--	--
3&4-Methylphenol	ug/L	--	--	--	--	--	--	--	--
4-Methylphenol	ug/L	--	--	--	--	--	--	--	--
Naphthalene	ug/L	--	--	--	10 U	--	--	--	--
1,4-Naphthoquinone	ug/L	--	--	--	--	--	--	--	--
1-Naphthylamine	ug/L	--	--	--	--	--	--	--	--
2-Naphthylamine	ug/L	--	--	--	--	--	--	--	--
2-Nitroaniline	ug/L	--	--	--	--	--	--	--	--
3-Nitroaniline	ug/L	--	--	--	--	--	--	--	--
4-Nitroaniline	ug/L	--	--	--	--	--	--	--	--
Nitrobenzene	ug/L	--	--	--	10 U	--	--	--	--
2-Nitrophenol	ug/L	--	--	--	10 U	--	--	--	--
4-Nitrophenol	ug/L	--	--	--	10 U	--	--	--	--
4-Nitroquinoline-N-oxide	ug/L	--	--	--	--	--	--	--	--
N-Nitrosodi-n-butylamine	ug/L	--	--	--	--	--	--	--	--
N-Nitrosodi-n-propylamine	ug/L	--	--	--	10 U	--	--	--	--
N-Nitrosodiphenylamine	ug/L	--	--	--	10 U	--	--	--	--
N-Nitrosodiethylamine	ug/L	--	--	--	--	--	--	--	--
N-Nitrosodimethylamine	ug/L	--	--	--	10 U	--	--	--	--
N-Nitrosomethylethylamine	ug/L	--	--	--	--	--	--	--	--

APPENDIX G.3

GROUNDWATER QUALITY DATA
RFI REPORT
FORMER MANUAL TRANSMISSIONS OF MUNCIE FACILITY
MUNCIE, INDIANA

AOI		*AOI 9*	*AOI 11.1*	*AOI 11.1*	*AOI 11.1*	*AOI 11.1*	*AOI 11.1*	*AOI 11.1*	*AOI 11.1*
Sample Location		*MW46-11*	*MW-22*	*MW-22*	*MW-22*	*MW-22*	*MW-22*	*MW-22*	*MW-22*
Sample Identification		*GW-017324-043014-SM-005*	*MW-22*	*MW-22*	*176796*	*MW-22*	*MW-22*	*MW-22*	*GW-17330-101002-EH-018*
Sample Date		*4/30/2014*	*1/1/1991*	*6/1/1994*	*4/20/1995*	*3/20/1996*	*10/1/1998*	*4/1/1999*	*10/10/2002*
Sample Depth		-	-	-	-	-	-	-	-
Sample Depth									
	Units								
SVOCs (Continued)									
N-Nitrosomorpholine	ug/L	--	--	--	--	--	--	--	--
N-Nitrosopiperidine	ug/L	--	--	--	--	--	--	--	--
N-Nitrosopyrrolidine	ug/L	--	--	--	--	--	--	--	--
2,2'-Oxybis(1-chloropropane) (bis(2-Chloroisopropyl) ether)	ug/L	--	--	--	10 U	--	--	--	--
Pentachlorobenzene	ug/L	--	--	--	--	--	--	--	--
Pentachloroethane	ug/L	--	--	--	--	--	--	--	--
Pentachloronitrobenzene	ug/L	--	--	--	--	--	--	--	--
Pentachlorophenol	ug/L	--	--	--	10 U	--	--	--	--
Phenacetin	ug/L	--	--	--	--	--	--	--	--
Phenanthrene	ug/L	--	--	--	10 U	--	--	--	--
Phenol	ug/L	--	--	--	10 U	--	--	--	--
p-Phenylenediamine	ug/L	--	--	--	--	--	--	--	--
Phorate	ug/L	--	--	--	--	--	--	--	--
2-Picoline	ug/L	--	--	--	--	--	--	--	--
Pronamide	ug/L	--	--	--	--	--	--	--	--
Propionitrile (ethyl cyanide)	ug/L	--	--	--	--	--	--	--	--
Pyrene	ug/L	--	--	--	10 U	--	--	--	--
Pyridine	ug/L	--	--	--	--	--	--	--	--
Safrole	ug/L	--	--	--	--	--	--	--	--
1,2,4,5-Tetrachlorobenzene	ug/L	--	--	--	--	--	--	--	--
1,1,1,2-Tetrachloroethane	ug/L	--	--	--	--	--	--	--	--
2,3,4,6-Tetrachlorophenol	ug/L	--	--	--	--	--	--	--	--
Thionazin (O,O-diethyl-O-2-pyrazinyl phosphorothioate)	ug/L	--	--	--	--	--	--	--	--
o-Toluidine A	ug/L	--	--	--	--	--	--	--	--
5-Nitro-2-toluidine	ug/L	--	--	--	--	--	--	--	--
2,4,5-Trichlorophenol	ug/L	--	--	--	--	--	--	--	--
2,4,6-Trichlorophenol	ug/L	--	--	--	10 U	--	--	--	--
1,2,3-Trichloropropane	ug/L	--	--	--	--	--	--	--	--
0,0,0-Triethylphosphorothioate	ug/L	--	--	--	--	--	--	--	--
1,3,5-Trinitrobenzene	ug/L	--	--	--	--	--	--	--	--
PCBs									
Aroclor-1016 (PCB-1016)	ug/L	--	--	--	--	--	--	--	--
Aroclor-1221 (PCB-1221)	ug/L	--	--	--	--	--	--	--	--
Aroclor-1232 (PCB-1232)	ug/L	--	--	--	--	--	--	--	--
Aroclor-1242 (PCB-1242)	ug/L	--	--	--	--	--	--	--	--
Aroclor-1248 (PCB-1248)	ug/L	--	--	--	--	--	--	--	--
Aroclor-1254 (PCB-1254)	ug/L	--	--	--	--	--	--	--	--
Aroclor-1260 (PCB-1260)	ug/L	--	--	--	--	--	--	--	--
Total PCBs	ug/L	--	--	--	--	--	--	--	--
Total Petroleum Hydrocarbons (TPH)									
Total Petroleum Hydrocarbons - Purgeable (GRO)	ug/L	--	--	--	--	--	--	--	--

APPENDIX G.3

GROUNDWATER QUALITY DATA
RFI REPORT
FORMER MANUAL TRANSMISSIONS OF MUNCIE FACILITY
MUNCIE, INDIANA

AOI		*AOI 9*	*AOI 11.1*	*AOI 11.1*	*AOI 11.1*	*AOI 11.1*	*AOI 11.1*	*AOI 11.1*	*AOI 11.1*
Sample Location		***MW46-11***	***MW-22***	***MW-22***	***MW-22***	***MW-22***	***MW-22***	***MW-22***	***MW-22***
Sample Identification		***GW-017324-043014-SM-005***	***MW-22***	***MW-22***	***176796***	***MW-22***	***MW-22***	***MW-22***	***GW-17330-101002-EH-018***
Sample Date		***4/30/2014***	***1/1/1991***	***6/1/1994***	***4/20/1995***	***3/20/1996***	***10/1/1998***	***4/1/1999***	***10/10/2002***
Sample Depth		***-***	***-***	***-***	***-***	***-***	***-***	***-***	***-***
Sample Depth									
	Units								
Metals									
Aluminum	ug/L	--	--	--	--	--	--	--	--
Antimony	ug/L	--	--	--	--	--	--	--	--
Arsenic	ug/L	--	--	--	--	--	--	--	--
Arsenic (dissolved)	ug/L	--	--	--	--	--	--	--	--
Barium	ug/L	--	--	--	--	--	--	--	--
Barium (dissolved)	ug/L	--	--	--	--	--	--	--	--
Beryllium	ug/L	--	--	--	--	--	--	--	--
Cadmium	ug/L	--	--	--	--	--	--	--	--
Cadmium (dissolved)	ug/L	--	--	--	--	--	--	--	--
Calcium	ug/L	--	--	--	--	--	--	--	--
Calcium (dissolved)	ug/L	--	--	--	--	--	--	--	--
Chromium	ug/L	--	--	--	--	--	--	--	--
Chromium (dissolved)	ug/L	--	--	--	--	--	--	--	--
Cobalt	ug/L	--	--	--	--	--	--	--	--
Copper	ug/L	--	--	--	--	--	--	--	--
Copper (dissolved)	ug/L	--	--	--	--	--	--	--	--
Iron	ug/L	--	--	--	--	--	--	--	--
Iron (dissolved)	ug/L	--	--	--	--	--	--	--	--
Lead	ug/L	--	--	--	--	--	--	--	--
Lead (dissolved)	ug/L	--	--	--	--	--	--	--	--
Magnesium	ug/L	--	--	--	--	--	--	--	--
Magnesium (dissolved)	ug/L	--	--	--	--	--	--	--	--
Manganese	ug/L	--	--	--	--	--	--	--	--
Manganese (dissolved)	ug/L	--	--	--	--	--	--	--	--
Mercury	ug/L	--	--	--	--	--	--	--	--
Mercury (dissolved)	ug/L	--	--	--	--	--	--	--	--
Nickel	ug/L	--	--	--	--	--	--	--	--
Nickel (dissolved)	ug/L	--	--	--	--	--	--	--	--
Potassium	ug/L	--	--	--	--	--	--	--	--
Selenium	ug/L	--	--	--	--	--	--	--	--
Selenium (dissolved)	ug/L	--	--	--	--	--	--	--	--
Silver	ug/L	--	--	--	--	--	--	--	--
Silver (dissolved)	ug/L	--	--	--	--	--	--	--	--
Sodium	ug/L	--	--	--	--	--	--	--	--
Thallium	ug/L	--	--	--	--	--	--	--	--
Vanadium	ug/L	--	--	--	--	--	--	--	--
Zinc	ug/L	--	--	--	--	--	--	--	--
Zinc (dissolved)	ug/L	--	--	--	--	--	--	--	--

APPENDIX G.3

GROUNDWATER QUALITY DATA
RFI REPORT
FORMER MANUAL TRANSMISSIONS OF MUNCIE FACILITY
MUNCIE, INDIANA

AOI		***AOI 9***	***AOI 11.1***	***AOI 11.1***	***AOI 11.1***	***AOI 11.1***	***AOI 11.1***	***AOI 11.1***	***AOI 11.1***
Sample Location		***MW46-11***	***MW-22***	***MW-22***	***MW-22***	***MW-22***	***MW-22***	***MW-22***	***MW-22***
Sample Identification		***GW-017324-043014-SM-005***	***MW-22***	***MW-22***	***176796***	***MW-22***	***MW-22***	***MW-22***	***GW-17330-101002-EH-018***
Sample Date		***4/30/2014***	***1/1/1991***	***6/1/1994***	***4/20/1995***	***3/20/1996***	***10/1/1998***	***4/1/1999***	***10/10/2002***
Sample Depth		***-***	***-***	***-***	***-***	***-***	***-***	***-***	***-***
Sample Depth									
	Units								
Gas									
Ethane	ug/L	--	--	--	--	--	--	--	--
Ethene	ug/L	--	--	--	--	--	--	--	--
Methane	ug/L	--	--	--	--	--	--	--	--
General Chemistry									
Alkalinity, bicarbonate	ug/L	--	--	--	--	--	--	--	--
Alkalinity, carbonate	ug/L	--	--	--	--	--	--	--	--
Bicarbonate (as CaCO3)	ug/L	--	--	--	--	--	--	--	--
Chloride	ug/L	--	--	--	--	--	--	--	--
Dissolved organic carbon (DOC)	ug/L	--	--	--	--	--	--	--	--
Hardness	ug/L	--	--	--	--	--	--	--	--
Hardness, carbonate	ug/L	--	--	--	--	--	--	--	--
Nitrate (as N)	ug/L	--	--	--	--	--	--	--	--
Nitrite (as N)	ug/L	--	--	--	--	--	--	--	--
pH	s.u.	--	--	--	--	--	--	--	--
Sulfate	ug/L	--	--	--	--	--	--	--	--
Sulfide	ug/L	--	--	--	--	--	--	--	--
Total dissolved solids (TDS)	ug/L	--	--	--	--	--	--	--	--
Total organic carbon (TOC)	ug/L	--	--	--	--	--	--	--	--

Notes

ug/L - Micrograms per litre
"-" - No value
U - Not detected at the associated reporting limit
J - Estimated concentration
UJ - Not detected; associated reporting limit is estimated
R - Rejected
s.u. - Standard units
nc - No criteria
ND - Non Detect (calculation)
BOLD[abc] Concentration exceeds associated screening level
IDEM Appendix A: Screening Levels Remedation Closure Guide - March 25, 2014
a - Exceeds IDEM residential tap screening levels
b - Exceeds IDEM residential vapor exposure screening levels
c - Exceeds IDEM commercial/industrial vapor screening levels

APPENDIX G.3

GROUNDWATER QUALITY DATA
RFI REPORT
FORMER MANUAL TRANSMISSIONS OF MUNCIE FACILITY
MUNCIE, INDIANA

AOI		*AOI 11.1*	*AOI 11.1*	*AOI 11.1*	*AOI 11.1*	*AOI 11.1*
Sample Location		*MW-22*	*MW-22*	*MW-22*	*MW-22*	*MW-22*
Sample Identification		*GW-17330-101002-EH-019*	*GW-072104-MR-018*	*GW-017330-042805-TP-022*	*GW-017330-101905-MM-010*	*GW-017330-050906-PK-006*
Sample Date		*10/10/2002*	*7/21/2004*	*4/28/2005*	*10/19/2005*	*5/9/2006*
Sample Depth		*-*	*-*	*-*	*-*	*-*
Sample Depth						*Duplicate*
	Units					
Volatile Organic Compounds (VOCs)						
Acetone	ug/L	25 UJ	10 U	10 UJ	10 UJ	10 U
Benzene	ug/L	1.0 U	1.0 U	1.0 U	1.0 U	1 U
Bromodichloromethane	ug/L	1.0 U	1.0 U	1.0 U	1.0 U	1 U
Bromoform	ug/L	1.0 U	1.0 U	1.0 U	1.0 UJ	1 U
Bromomethane (Methyl bromide)	ug/L	1.0 U	1.0 U	1.0 U	1.0 UJ	1 U
2-Butanone (Methyl ethyl ketone) (MEK)	ug/L	25 U	10 U	10 U	10 U	10 U
Carbon disulfide	ug/L	5.0 U	1.0 U	1.0 U	1.5	1 U
Carbon tetrachloride	ug/L	1.0 U	1.0 U	1.0 U	1.0 U	1 U
Chlorobenzene	ug/L	1.0 U	1.0 U	1.0 U	1.0 U	1 U
Chloroethane	ug/L	1.0 U	1.0 U	1.0 U	1.0 U	1 U
2-Chloroethyl vinyl ether	ug/L	--	--	--	--	--
Chloroform (Trichloromethane)	ug/L	1.0 U	1.0 U	1.0 U	1.0 U	0.26 J
Chloromethane (Methyl chloride)	ug/L	1.0 U	1.0 U	1.0 U	1.0 U	1 U
Cyclohexane	ug/L	1.0 U	1.0 U	1.0 U	1.0 U	--
1,2-Dibromo-3-chloropropane (DBCP)	ug/L	1.0 U	2.0 U	2.0 U	2.0 UJ	--
Dibromochloromethane	ug/L	1.0 U	1.0 U	1.0 U	1.0 UJ	1 U
1,2-Dibromoethane (Ethylene dibromide)	ug/L	1.0 U	1.0 U	1.0 U	1.0 UJ	--
1,2-Dichlorobenzene	ug/L	1.0 U	1.0 U	1.0 U	1.0 U	--
1,3-Dichlorobenzene	ug/L	1.0 U	1.0 U	1.0 U	1.0 U	--
1,4-Dichlorobenzene	ug/L	1.0 U	1.0 U	1.0 U	1.0 U	--
Dichlorodifluoromethane (CFC-12)	ug/L	1.0 U	1.0 U	1.0 U	1.0 U	--
1,1-Dichloroethane	ug/L	0.61 J	0.35 J	0.68 J	0.43 J	0.28 J
1,2-Dichloroethane	ug/L	1.0 U	1.0 U	1.0 U	1.0 U	1 U
1,2-Dichloroethene (total)	ug/L	--	--	--	--	--
1,1-Dichloroethene	ug/L	1.0 U	1.0 U	1.0 U	1.0 U	1 U
cis-1,2-Dichloroethene	ug/L	1.0 U	0.94 J	1.0 U	1.2 U	1 U
trans-1,2-Dichloroethene	ug/L	1.0 U	0.44 J	1.0 U	1.0 U	1 U
1,2-Dichloropropane	ug/L	1.0 U	1.0 U	1.0 U	1.0 U	1 U
cis-1,3-Dichloropropene	ug/L	1.0 U	1.0 U	1.0 U	1.0 UJ	1 U
trans-1,3-Dichloropropene	ug/L	1.0 U	1.0 U	1.0 U	1.0 UJ	1 U
Ethylbenzene	ug/L	1.0 U	1.0 U	1.0 U	1.0 U	1 U
2-Hexanone	ug/L	50 UJ	10 U	10 U	10 U	10 U
Isopropyl benzene	ug/L	5.0 U	1.0 U	1.0 U	1.0 U	--
Methyl acetate	ug/L	10 U	10 U	10 U	10 U	--
Methyl cyclohexane	ug/L	1.0 U	1.0 U	1.0 U	1.0 U	--
Methyl tert butyl ether (MTBE)	ug/L	5.0 U	5.0 U	5.0 U	5.0 U	--
4-Methyl-2-pentanone (Methyl isobutyl ketone) (MIBK)	ug/L	50 U	10 U	10 U	10 U	10 U
Methylene chloride	ug/L	5.0 U	1.0 U	1.0 U	1.0 UJ	1 UJ
Styrene	ug/L	1.0 U	1.0 U	1.0 U	1.0 U	1 U
VOCs (Continued)						

APPENDIX G.3

GROUNDWATER QUALITY DATA
RFI REPORT
FORMER MANUAL TRANSMISSIONS OF MUNCIE FACILITY
MUNCIE, INDIANA

AOI		*AOI 11.1*	*AOI 11.1*	*AOI 11.1*	*AOI 11.1*	*AOI 11.1*
Sample Location		*MW-22*	*MW-22*	*MW-22*	*MW-22*	*MW-22*
Sample Identification		*GW-17330-101002-EH-019*	*GW-072104-MR-018*	*GW-017330-042805-TP-022*	*GW-017330-101905-MM-010*	*GW-017330-050906-PK-006*
Sample Date		*10/10/2002*	*7/21/2004*	*4/28/2005*	*10/19/2005*	*5/9/2006*
Sample Depth		*-*	*-*	*-*	*-*	*-*
Sample Depth						*Duplicate*
	Units					
1,1,2,2-Tetrachloroethane	ug/L	1.0 U	1.0 U	1.0 U	1.0 U	1 U
Tetrachloroethene	ug/L	1.0 U	1.0 U	1.0 U	1.0 U	1 U
Toluene	ug/L	1.0 U	1.0 U	1.0 U	1.0 U	1 U
1,2,4-Trichlorobenzene	ug/L	5.0 U	1.0 U	1.0 U	1.0 U	--
1,1,1-Trichloroethane	ug/L	1.0 U	1.0 U	1.0 U	1.0 U	1 U
1,1,2-Trichloroethane	ug/L	1.0 U	1.0 U	1.0 U	1.0 U	1 U
Trichloroethene	ug/L	1.0 U	**5.6 J**[a]	6.0 U	1.0 U	1 U
Trichlorofluoromethane (CFC-11)	ug/L	1.0 U	1.0 U	1.0 U	1.0 U	--
Trifluorotrichloroethane (Freon 113)	ug/L	1.0 U	1.0 U	1.0 U	1.0 U	--
Vinyl acetate	ug/L	--	--	--	--	--
Vinyl chloride	ug/L	1.0 U	1.0 U	1.0 U	1.0 U	1 U
Xylenes (total)	ug/L	3.0 U	2.0 U	2.0 U	2.0 U	2 U
Semi-Volatile Organic Compounds (SVOCs)						
Acenaphthene	ug/L	--	--	--	--	0.2 U
Acenaphthylene	ug/L	--	--	--	--	0.2 U
Acetonitrile	ug/L	--	--	--	--	--
Acetophenone	ug/L	--	--	--	--	1 U
2-Acetylaminofluorene	ug/L	--	--	--	--	--
Acrolein	ug/L	--	--	--	--	--
Acrylonitrile	ug/L	--	--	--	--	--
Allyl chloride	ug/L	--	--	--	--	--
4-Aminobiphenyl	ug/L	--	--	--	--	--
Aniline	ug/L	--	--	--	--	--
Anthracene	ug/L	--	--	--	--	0.2 U
Aramite	ug/L	--	--	--	--	--
Atrazine	ug/L	--	--	--	--	1 U
Benzaldehyde	ug/L	--	--	--	--	1 U
Benzidine	ug/L	--	--	--	--	--
Benzo(a)anthracene	ug/L	--	--	--	--	0.2 U
Benzo(a)pyrene	ug/L	--	--	--	--	0.2 U
Benzo(b)fluoranthene	ug/L	--	--	--	--	0.2 U
Benzo(g,h,i)perylene	ug/L	--	--	--	--	0.2 U
Benzo(k)fluoranthene	ug/L	--	--	--	--	0.2 U
Benzoic acid	ug/L	--	--	--	--	--
Benzyl alcohol	ug/L	--	--	--	--	--
Biphenyl (1,1-Biphenyl)	ug/L	--	--	--	--	1 U
4-Bromophenyl phenyl ether	ug/L	--	--	--	--	2 U
Butyl benzylphthalate (BBP)	ug/L	--	--	--	--	1 U
Caprolactam	ug/L	--	--	--	--	5 U
Carbazole	ug/L	--	--	--	--	1 U
4-Chloro-3-methylphenol	ug/L	--	--	--	--	2 U
4-Chloroaniline	ug/L	--	--	--	--	2 U
Chlorobenzilate	ug/L	--	--	--	--	--
bis(2-Chloroethoxy)methane	ug/L	--	--	--	--	1 U
bis(2-Chloroethyl)ether	ug/L	--	--	--	--	1 U

APPENDIX G.3

GROUNDWATER QUALITY DATA
RFI REPORT
FORMER MANUAL TRANSMISSIONS OF MUNCIE FACILITY
MUNCIE, INDIANA

AOI		*AOI 11.1*	*AOI 11.1*	*AOI 11.1*	*AOI 11.1*	*AOI 11.1*
Sample Location		*MW-22*	*MW-22*	*MW-22*	*MW-22*	*MW-22*
Sample Identification		*GW-17330-101002-EH-019*	*GW-072104-MR-018*	*GW-017330-042805-TP-022*	*GW-017330-101905-MM-010*	*GW-017330-050906-PK-006*
Sample Date		*10/10/2002*	*7/21/2004*	*4/28/2005*	*10/19/2005*	*5/9/2006*
Sample Depth		*-*	*-*	*-*	*-*	*-*
Sample Depth						*Duplicate*
	Units					
2-Chloronaphthalene	ug/L	--	--	--	--	1 U
2-Chlorophenol	ug/L	--	--	--	--	1 U
4-Chlorophenyl phenyl ether	ug/L	--	--	--	--	2 U
Chloroprene	ug/L	--	--	--	--	--
Chrysene	ug/L	--	--	--	--	0.2 U
Cresol isomers	ug/L	--	--	--	--	--
Diallate	ug/L	--	--	--	--	--
Dibenz(a,h)anthracene	ug/L	--	--	--	--	0.2 U
Dibenzofuran	ug/L	--	--	--	--	1 U
Dibromochloromethane	ug/L	--	--	--	--	--
Dibromomethane	ug/L	--	--	--	--	--
trans-1,4-Dichloro-2-butene	ug/L	--	--	--	--	--
3,3'-Dichlorobenzidine	ug/L	--	--	--	--	5 U
2,4-Dichlorophenol	ug/L	--	--	--	--	2 U
2,6-Dichlorophenol	ug/L	--	--	--	--	--
Diethyl phthalate	ug/L	--	--	--	--	1 U
Dimethoate	ug/L	--	--	--	--	--
Dimethyl phthalate	ug/L	--	--	--	--	1 U
p-Dimethylaminoazobenzene A	ug/L	--	--	--	--	--
7,12-Dimethylbenz(a)anthracene	ug/L	--	--	--	--	--
3,3-Dimethylbenzidine	ug/L	--	--	--	--	--
a,a-Dimethylphenethylamine	ug/L	--	--	--	--	--
2,4-Dimethylphenol	ug/L	--	--	--	--	2 U
Di-n-butylphthalate (DBP)	ug/L	--	--	--	--	1 U
4,6-Dinitro-2-methylphenol	ug/L	--	--	--	--	5 U
Dinitrobenzene, NOS	ug/L	--	--	--	--	--
2,4-Dinitrophenol	ug/L	--	--	--	--	5 UJ
2,4-Dinitrotoluene	ug/L	--	--	--	--	5 U
2,6-Dinitrotoluene	ug/L	--	--	--	--	5 U
Di-n-octyl phthalate (DnOP)	ug/L	--	--	--	--	1 U
1,4-Dioxane	ug/L	--	--	--	--	--
Diphenylamine	ug/L	--	--	--	--	--
1,2-Diphenylhydrazine	ug/L	--	--	--	--	--
Disulfoton	ug/L	--	--	--	--	--

APPENDIX G.3

GROUNDWATER QUALITY DATA
RFI REPORT
FORMER MANUAL TRANSMISSIONS OF MUNCIE FACILITY
MUNCIE, INDIANA

AOI		*AOI 11.1*	*AOI 11.1*	*AOI 11.1*	*AOI 11.1*	*AOI 11.1*
Sample Location		*MW-22*	*MW-22*	*MW-22*	*MW-22*	*MW-22*
Sample Identification		*GW-17330-101002-EH-019*	*GW-072104-MR-018*	*GW-017330-042805-TP-022*	*GW-017330-101905-MM-010*	*GW-017330-050906-PK-006*
Sample Date		*10/10/2002*	*7/21/2004*	*4/28/2005*	*10/19/2005*	*5/9/2006*
Sample Depth		*-*	*-*	*-*	*-*	*-*
Sample Depth						*Duplicate*
	Units					
SVOCs (Continued)						
Ethyl methacrylate	ug/L	--	--	--	--	--
Ethyl methanesulfonate	ug/L	--	--	--	--	--
bis(2-Ethylhexyl)phthalate (DEHP)	ug/L	--	--	--	--	4.8 U
Famphur	ug/L	--	--	--	--	--
Fluoranthene	ug/L	--	--	--	--	0.2 U
Fluorene	ug/L	--	--	--	--	0.2 U
Hexachlorobenzene	ug/L	--	--	--	--	0.2 U
Hexachlorobutadiene	ug/L	--	--	--	--	1 U
Hexachlorocyclopentadiene	ug/L	--	--	--	--	10 U
Hexachloroethane	ug/L	--	--	--	--	1 U
Hexachlorophene A	ug/L	--	--	--	--	--
Hexachloropropene	ug/L	--	--	--	--	--
Indeno(1,2,3-cd)pyrene	ug/L	--	--	--	--	0.2 U
Iodomethane	ug/L	--	--	--	--	--
Isodrin	ug/L	--	--	--	--	--
Isophorone	ug/L	--	--	--	--	1 U
Isosafrole	ug/L	--	--	--	--	--
Kepone	ug/L	--	--	--	--	--
Methapyrilene	ug/L	--	--	--	--	--
Methyl acrylonitrile	ug/L	--	--	--	--	--
Methyl methacrylate	ug/L	--	--	--	--	--
Methyl methanesulfonate	ug/L	--	--	--	--	--
Methyl parathion	ug/L	--	--	--	--	--
3-Methylcholanthrene	ug/L	--	--	--	--	--
2-Methylnaphthalene	ug/L	--	--	--	--	0.2 U
2-Methylphenol	ug/L	--	--	--	--	1 U
3&4-Methylphenol	ug/L	--	--	--	--	--
4-Methylphenol	ug/L	--	--	--	--	1 U
Naphthalene	ug/L	--	--	--	--	0.2 U
1,4-Naphthoquinone	ug/L	--	--	--	--	--
1-Naphthylamine	ug/L	--	--	--	--	--
2-Naphthylamine	ug/L	--	--	--	--	--
2-Nitroaniline	ug/L	--	--	--	--	2 UJ
3-Nitroaniline	ug/L	--	--	--	--	2 U
4-Nitroaniline	ug/L	--	--	--	--	2 U
Nitrobenzene	ug/L	--	--	--	--	1 U
2-Nitrophenol	ug/L	--	--	--	--	2 U
4-Nitrophenol	ug/L	--	--	--	--	5 UJ
4-Nitroquinoline-N-oxide	ug/L	--	--	--	--	--
N-Nitrosodi-n-butylamine	ug/L	--	--	--	--	--
N-Nitrosodi-n-propylamine	ug/L	--	--	--	--	1 UJ
N-Nitrosodiphenylamine	ug/L	--	--	--	--	1 U
N-Nitrosodiethylamine	ug/L	--	--	--	--	--
N-Nitrosodimethylamine	ug/L	--	--	--	--	--
N-Nitrosomethylethylamine	ug/L	--	--	--	--	--

APPENDIX G.3

GROUNDWATER QUALITY DATA
RFI REPORT
FORMER MANUAL TRANSMISSIONS OF MUNCIE FACILITY
MUNCIE, INDIANA

AOI		*AOI 11.1*	*AOI 11.1*	*AOI 11.1*	*AOI 11.1*	*AOI 11.1*
Sample Location		*MW-22*	*MW-22*	*MW-22*	*MW-22*	*MW-22*
Sample Identification		*GW-17330-101002-EH-019*	*GW-072104-MR-018*	*GW-017330-042805-TP-022*	*GW-017330-101905-MM-010*	*GW-017330-050906-PK-006*
Sample Date		*10/10/2002*	*7/21/2004*	*4/28/2005*	*10/19/2005*	*5/9/2006*
Sample Depth		*-*	*-*	*-*	*-*	*-*
Sample Depth						*Duplicate*
	Units					
SVOCs (Continued)						
N-Nitrosomorpholine	ug/L	--	--	--	--	--
N-Nitrosopiperidine	ug/L	--	--	--	--	--
N-Nitrosopyrrolidine	ug/L	--	--	--	--	--
2,2'-Oxybis(1-chloropropane) (bis(2-Chloroisopropyl) ether)	ug/L	--	--	--	--	1 U
Pentachlorobenzene	ug/L	--	--	--	--	--
Pentachloroethane	ug/L	--	--	--	--	--
Pentachloronitrobenzene	ug/L	--	--	--	--	--
Pentachlorophenol	ug/L	--	--	--	--	5 U
Phenacetin	ug/L	--	--	--	--	--
Phenanthrene	ug/L	--	--	--	--	0.2 U
Phenol	ug/L	--	--	--	--	1 U
p-Phenylenediamine	ug/L	--	--	--	--	--
Phorate	ug/L	--	--	--	--	--
2-Picoline	ug/L	--	--	--	--	--
Pronamide	ug/L	--	--	--	--	--
Propionitrile (ethyl cyanide)	ug/L	--	--	--	--	--
Pyrene	ug/L	--	--	--	--	0.2 U
Pyridine	ug/L	--	--	--	--	--
Safrole	ug/L	--	--	--	--	--
1,2,4,5-Tetrachlorobenzene	ug/L	--	--	--	--	--
1,1,1,2-Tetrachloroethane	ug/L	--	--	--	--	--
2,3,4,6-Tetrachlorophenol	ug/L	--	--	--	--	--
Thionazin (O,O-diethyl-O-2-pyrazinyl phosphorothioate)	ug/L	--	--	--	--	--
o-Toluidine A	ug/L	--	--	--	--	--
5-Nitro-2-toluidine	ug/L	--	--	--	--	--
2,4,5-Trichlorophenol	ug/L	--	--	--	--	5 U
2,4,6-Trichlorophenol	ug/L	--	--	--	--	5 U
1,2,3-Trichloropropane	ug/L	--	--	--	--	--
0,0,0-Triethylphosphorothioate	ug/L	--	--	--	--	--
1,3,5-Trinitrobenzene	ug/L	--	--	--	--	--
PCBs						
Aroclor-1016 (PCB-1016)	ug/L	--	--	--	--	--
Aroclor-1221 (PCB-1221)	ug/L	--	--	--	--	--
Aroclor-1232 (PCB-1232)	ug/L	--	--	--	--	--
Aroclor-1242 (PCB-1242)	ug/L	--	--	--	--	--
Aroclor-1248 (PCB-1248)	ug/L	--	--	--	--	--
Aroclor-1254 (PCB-1254)	ug/L	--	--	--	--	--
Aroclor-1260 (PCB-1260)	ug/L	--	--	--	--	--
Total PCBs	ug/L	--	--	--	--	--
Total Petroleum Hydrocarbons (TPH)						
Total Petroleum Hydrocarbons - Purgeable (GRO)	ug/L	--	--	--	--	--

APPENDIX G.3

GROUNDWATER QUALITY DATA
RFI REPORT
FORMER MANUAL TRANSMISSIONS OF MUNCIE FACILITY
MUNCIE, INDIANA

AOI		*AOI 11.1*	*AOI 11.1*	*AOI 11.1*	*AOI 11.1*	*AOI 11.1*
Sample Location		*MW-22*	*MW-22*	*MW-22*	*MW-22*	*MW-22*
Sample Identification		*GW-17330-101002-EH-019*	*GW-072104-MR-018*	*GW-017330-042805-TP-022*	*GW-017330-101905-MM-010*	*GW-017330-050906-PK-006*
Sample Date		*10/10/2002*	*7/21/2004*	*4/28/2005*	*10/19/2005*	*5/9/2006*
Sample Depth		*-*	*-*	*-*	*-*	*-*
Sample Depth						*Duplicate*
	Units					
Metals						
Aluminum	ug/L	--	--	--	--	--
Antimony	ug/L	--	--	--	--	--
Arsenic	ug/L	--	--	--	--	10 U
Arsenic (dissolved)	ug/L	--	--	--	--	10 U
Barium	ug/L	--	--	--	--	109 J
Barium (dissolved)	ug/L	--	--	--	--	112 J
Beryllium	ug/L	--	--	--	--	--
Cadmium	ug/L	--	--	--	--	5 U
Cadmium (dissolved)	ug/L	--	--	--	--	5 U
Calcium	ug/L	--	--	--	--	--
Calcium (dissolved)	ug/L	--	--	--	--	--
Chromium	ug/L	--	--	--	--	10 U
Chromium (dissolved)	ug/L	--	--	--	--	10 U
Cobalt	ug/L	--	--	--	--	--
Copper	ug/L	--	--	--	--	--
Copper (dissolved)	ug/L	--	--	--	--	--
Iron	ug/L	--	--	--	--	--
Iron (dissolved)	ug/L	--	--	--	--	--
Lead	ug/L	--	--	--	--	3 U
Lead (dissolved)	ug/L	--	--	--	--	3 U
Magnesium	ug/L	--	--	--	--	--
Magnesium (dissolved)	ug/L	--	--	--	--	--
Manganese	ug/L	--	--	--	--	--
Manganese (dissolved)	ug/L	--	--	--	--	--
Mercury	ug/L	--	--	--	--	0.2 U
Mercury (dissolved)	ug/L	--	--	--	--	0.2 U
Nickel	ug/L	--	--	--	--	--
Nickel (dissolved)	ug/L	--	--	--	--	--
Potassium	ug/L	--	--	--	--	--
Selenium	ug/L	--	--	--	--	5 U
Selenium (dissolved)	ug/L	--	--	--	--	5 U
Silver	ug/L	--	--	--	--	10 U
Silver (dissolved)	ug/L	--	--	--	--	10 U
Sodium	ug/L	--	--	--	--	--
Thallium	ug/L	--	--	--	--	--
Vanadium	ug/L	--	--	--	--	--
Zinc	ug/L	--	--	--	--	--
Zinc (dissolved)	ug/L	--	--	--	--	--

APPENDIX G.3

GROUNDWATER QUALITY DATA
RFI REPORT
FORMER MANUAL TRANSMISSIONS OF MUNCIE FACILITY
MUNCIE, INDIANA

AOI		***AOI 11.1***	***AOI 11.1***	***AOI 11.1***	***AOI 11.1***	***AOI 11.1***
Sample Location		***MW-22***	***MW-22***	***MW-22***	***MW-22***	***MW-22***
Sample Identification		***GW-17330-101002-EH-019***	***GW-072104-MR-018***	***GW-017330-042805-TP-022***	***GW-017330-101905-MM-010***	***GW-017330-050906-PK-006***
Sample Date		***10/10/2002***	***7/21/2004***	***4/28/2005***	***10/19/2005***	***5/9/2006***
Sample Depth		***-***	***-***	***-***	***-***	***-***
Sample Depth						***Duplicate***
	Units					
Gas						
Ethane	ug/L	--	--	--	--	--
Ethene	ug/L	--	--	--	--	--
Methane	ug/L	--	--	--	--	--
General Chemistry						
Alkalinity, bicarbonate	ug/L	--	--	--	--	--
Alkalinity, carbonate	ug/L	--	--	--	--	--
Bicarbonate (as CaCO3)	ug/L	--	--	--	--	--
Chloride	ug/L	--	--	--	--	--
Dissolved organic carbon (DOC)	ug/L	--	--	--	--	--
Hardness	ug/L	--	--	--	--	--
Hardness, carbonate	ug/L	--	--	--	--	--
Nitrate (as N)	ug/L	--	--	--	--	--
Nitrite (as N)	ug/L	--	--	--	--	--
pH	s.u.	--	--	--	--	--
Sulfate	ug/L	--	--	--	--	--
Sulfide	ug/L	--	--	--	--	--
Total dissolved solids (TDS)	ug/L	--	--	--	--	--
Total organic carbon (TOC)	ug/L	--	--	--	--	--

Notes
ug/L - Micrograms per litre
"-" - No value
U - Not detected at the associated reporting limit
J - Estimated concentration
UJ - Not detected; associated reporting limit is estimated
R - Rejected
s.u. - Standard units
nc - No criteria
ND - Non Detect (calculation)
BOLD[abc] Concentration exceeds associated screening level
IDEM Appendix A: Screening Levels Remedation Closure Guide - March 25, 2014
a - Exceeds IDEM residential tap screening levels
b - Exceeds IDEM residential vapor exposure screening levels
c - Exceeds IDEM commercial/industrial vapor screening levels

APPENDIX G.3

GROUNDWATER QUALITY DATA
RFI REPORT
FORMER MANUAL TRANSMISSIONS OF MUNCIE FACILITY
MUNCIE, INDIANA

AOI		*AOI 11.1*	*AOI 11.1*	*AOI 11.1*	*AOI 11.1*	*AOI 11.1*	*AOI 11.6*	*AOI 11.9*
Sample Location		***MW-22***	***MW-22***	***MW-22***	***MW-22***	***P-5/TW-1***	***P-12/TW-3***	***MW-21A***
Sample Identification		***GW-017324-010709-JP-005***	***GW-17324-030210-GL-004***	***GW-17324-120811-EM-028***	***GW-017324-051614-SM-041***	***177827***	***177829***	***MW-21A***
Sample Date		***1/7/2009***	***3/2/2010***	***12/8/2011***	***5/16/2014***	***5/4/1995***	***5/4/1995***	***12/1/1991***
Sample Depth		-	-	-	-	-	-	-
Sample Depth								
	Units							
Volatile Organic Compounds (VOCs)								
Acetone	ug/L	1.5 J	--	14 U	10 U	20 U	20 U	U
Benzene	ug/L	1.0 U	--	1.0 U	1.0 U	1 U	1 U	**23**[a]
Bromodichloromethane	ug/L	1.0 U	--	1.0 U	1.0 U	1 U	1 U	--
Bromoform	ug/L	1.0 U	--	1.0 U	1.0 U	1 U	1 U	--
Bromomethane (Methyl bromide)	ug/L	1.0 U	--	1.0 U	1.0 U	5 U	5 U	--
2-Butanone (Methyl ethyl ketone) (MEK)	ug/L	10 U	--	10 U	10 U	10 U	10 U	--
Carbon disulfide	ug/L	1.0 U	--	0.38 J	0.30 J	1 U	1 U	--
Carbon tetrachloride	ug/L	1.0 U	--	1.0 U	1.0 U	1 U	1 U	--
Chlorobenzene	ug/L	1.0 U	--	1.0 U	1.0 U	1 U	1 U	U
Chloroethane	ug/L	1.0 U	--	1.0 U	0.49 J	10 U	10 U	U
2-Chloroethyl vinyl ether	ug/L	--	--	--	--	--	--	9
Chloroform (Trichloromethane)	ug/L	1.0 U	--	1.0 U	1.0 U	1 U	10 U	U
Chloromethane (Methyl chloride)	ug/L	1.0 U	--	1.0 U	1.0 U	10 U	10 U	10
Cyclohexane	ug/L	0.19 J	--	1.0	1.0 U	--	--	--
1,2-Dibromo-3-chloropropane (DBCP)	ug/L	2.0 U	--	2.0 U	2.0 U	5 U	5 U	--
Dibromochloromethane	ug/L	1.0 U	--	1.0 U	1.0 U	--	--	--
1,2-Dibromoethane (Ethylene dibromide)	ug/L	1.0 U	--	1.0 U	1.0 U	5 U	5 U	--
1,2-Dichlorobenzene	ug/L	1.0 U	--	1.0 U	1.0 U	10 U	10 U	--
1,3-Dichlorobenzene	ug/L	1.0 U	--	1.0 U	1.0 U	10 U	10 U	--
1,4-Dichlorobenzene	ug/L	1.0 U	--	1.0 U	1.0 U	10 U	10 U	--
Dichlorodifluoromethane (CFC-12)	ug/L	1.0 U	--	1.0 U	1.0 U	10 U	10 U	--
1,1-Dichloroethane	ug/L	1.0 U	--	1.0 U	1.0 U	**29**[a]	20	1
1,2-Dichloroethane	ug/L	1.0 U	--	1.0 U	1.0 U	1 U	1 U	U
1,2-Dichloroethene (total)	ug/L	--	--	--	--	--	--	U
1,1-Dichloroethene	ug/L	1.0 U	--	1.0 U	1.0 U	1 U	1 U	U
cis-1,2-Dichloroethene	ug/L	1.0 U	--	1.0 U	1.0 U	--	--	--
trans-1,2-Dichloroethene	ug/L	1.0 U	--	1.0 U	1.0 U	2.1	1 U	U
1,2-Dichloropropane	ug/L	1.0 U	--	1.0 U	1.0 U	1 U	1 U	--
cis-1,3-Dichloropropene	ug/L	1.0 U	--	1.0 U	1.0 U	1 U	1 U	--
trans-1,3-Dichloropropene	ug/L	1.0 U	--	1.0 U	1.0 U	1 U	1 U	--
Ethylbenzene	ug/L	1.0 U	--	1.0 U	1.0 U	1 U	1 U	280
2-Hexanone	ug/L	10 U	--	10 U	10 U	10 U	10 U	--
Isopropyl benzene	ug/L	1.0 U	--	1.0 U	1.0 U	--	--	--
Methyl acetate	ug/L	10 U	--	10 U	10 U	--	--	--
Methyl cyclohexane	ug/L	1.0 U	--	0.60 J	1.0 U	--	--	--
Methyl tert butyl ether (MTBE)	ug/L	5.0 U	--	5.0 U	1.0 U	--	--	--
4-Methyl-2-pentanone (Methyl isobutyl ketone) (MIBK)	ug/L	10 U	--	10 U	10 U	10 U	10 U	--
Methylene chloride	ug/L	1.0 U	--	1.0 U	1.0 U	10 U	10 U	U
Styrene	ug/L	1.0 U	--	1.0 U	1.0 U	1 U	1 U	--
VOCs (Continued)								

APPENDIX G.3

GROUNDWATER QUALITY DATA
RFI REPORT
FORMER MANUAL TRANSMISSIONS OF MUNCIE FACILITY
MUNCIE, INDIANA

AOI		*AOI 11.1*	*AOI 11.1*	*AOI 11.1*	*AOI 11.1*	*AOI 11.1*	*AOI 11.6*	*AOI 11.9*
Sample Location		*MW-22*	*MW-22*	*MW-22*	*MW-22*	*P-5/TW-1*	*P-12/TW-3*	*MW-21A*
Sample Identification		*GW-017324-010709-JP-005*	*GW-17324-030210-GL-004*	*GW-17324-120811-EM-028*	*GW-017324-051614-SM-041*	*177827*	*177829*	*MW-21A*
Sample Date		*1/7/2009*	*3/2/2010*	*12/8/2011*	*5/16/2014*	*5/4/1995*	*5/4/1995*	*12/1/1991*
Sample Depth		-	-	-	-	-	-	-
Sample Depth								
	Units							
1,1,2,2-Tetrachloroethane	ug/L	1.0 U	--	1.0 U	1.0 U	1 U	1 U	--
Tetrachloroethene	ug/L	1.0 U	--	1.0 U	1.0 U	1 U	1 U	U
Toluene	ug/L	1.0 U	--	1.0 U	1.0 U	5.1	2.6	6
1,2,4-Trichlorobenzene	ug/L	1.0 U	--	1.0 U	1.0 U	10 U	10 U	--
1,1,1-Trichloroethane	ug/L	1.0 U	--	1.0 U	1.0 U	1 U	5.1	U
1,1,2-Trichloroethane	ug/L	1.0 U	--	1.0 U	1.0 U	1 U	1 U	--
Trichloroethene	ug/L	1.0 U	--	0.68 J	1.0 U	1 U	**6.6[a]**	**28[ab]**
Trichlorofluoromethane (CFC-11)	ug/L	1.0 U	--	1.0 U	1.0 U	1 U	1 U	--
Trifluorotrichloroethane (Freon 113)	ug/L	1.0 U	--	1.0 U	1.0 U	--	--	--
Vinyl acetate	ug/L	--	--	--	--	10 U	10 U	--
Vinyl chloride	ug/L	1.0 U	--	1.0 U	0.23 J	**42[abc]**	5 U	**10[ab]**
Xylenes (total)	ug/L	2.0 U	--	2.0 U	2.0 U	1 U	1.1	U
Semi-Volatile Organic Compounds (SVOCs)								
Acenaphthene	ug/L	0.20 U	--	--	--	10 U	10 U	--
Acenaphthylene	ug/L	0.20 U	--	--	--	10 U	10 U	--
Acetonitrile	ug/L	--	--	--	--	2 U	2 U	--
Acetophenone	ug/L	1.0 U	--	--	--	20 U	10 U	--
2-Acetylaminofluorene	ug/L	--	--	--	--	20 U	20 U	--
Acrolein	ug/L	--	--	--	--	50 U	50 U	--
Acrylonitrile	ug/L	--	--	--	--	50 U	50 U	--
Allyl chloride	ug/L	--	--	--	--	5 U	5 U	--
4-Aminobiphenyl	ug/L	--	--	--	--	20 U	20 U	--
Aniline	ug/L	--	--	--	--	10 U	10 U	--
Anthracene	ug/L	0.76	--	--	--	10 U	10 U	--
Aramite	ug/L	--	--	--	--	15 U	15 U	--
Atrazine	ug/L	1.0 U	--	--	--	--	--	--
Benzaldehyde	ug/L	1.0 U	--	--	--	--	--	--
Benzidine	ug/L	--	--	--	--	--	--	--
Benzo(a)anthracene	ug/L	0.29	--	--	--	10 U	10 U	--
Benzo(a)pyrene	ug/L	**1.0[a]**	--	--	--	10 U	10 U	--
Benzo(b)fluoranthene	ug/L	**1.1[a]**	--	--	--	10 U	10 U	--
Benzo(g,h,i)perylene	ug/L	0.84	--	--	--	10 U	10 U	--
Benzo(k)fluoranthene	ug/L	0.71	--	--	--	10 U	10 U	--
Benzoic acid	ug/L	--	--	--	--	--	--	--
Benzyl alcohol	ug/L	--	--	--	--	10 U	10 U	--
Biphenyl (1,1-Biphenyl)	ug/L	1.0 U	--	--	--	--	--	--
4-Bromophenyl phenyl ether	ug/L	2.0 U	--	--	--	10 U	10 U	--
Butyl benzylphthalate (BBP)	ug/L	1.0 U	--	--	--	10 U	10 U	--
Caprolactam	ug/L	5.0 U	--	--	--	--	--	--
Carbazole	ug/L	1.1	--	--	--	--	--	--
4-Chloro-3-methylphenol	ug/L	2.0 U	--	--	--	10 U	10 U	--
4-Chloroaniline	ug/L	2.0 U	--	--	--	10 U	10 U	--
Chlorobenzilate	ug/L	--	--	--	--	50 U	50 U	--
bis(2-Chloroethoxy)methane	ug/L	1.0 U	--	--	--	10 U	10 U	--
bis(2-Chloroethyl)ether	ug/L	1.0 U	--	--	--	10 U	10 U	--

APPENDIX G.3

GROUNDWATER QUALITY DATA
RFI REPORT
FORMER MANUAL TRANSMISSIONS OF MUNCIE FACILITY
MUNCIE, INDIANA

AOI		*AOI 11.1*	*AOI 11.1*	*AOI 11.1*	*AOI 11.1*	*AOI 11.1*	*AOI 11.6*	*AOI 11.9*
Sample Location		*MW-22*	*MW-22*	*MW-22*	*MW-22*	*P-5/TW-1*	*P-12/TW-3*	*MW-21A*
Sample Identification		*GW-017324-010709-JP-005*	*GW-17324-030210-GL-004*	*GW-17324-120811-EM-028*	*GW-017324-051614-SM-041*	*177827*	*177829*	*MW-21A*
Sample Date		*1/7/2009*	*3/2/2010*	*12/8/2011*	*5/16/2014*	*5/4/1995*	*5/4/1995*	*12/1/1991*
Sample Depth		-	-	-	-	-	-	-
Sample Depth								
	Units							
2-Chloronaphthalene	ug/L	1.0 U	--	--	--	10 U	10 U	--
2-Chlorophenol	ug/L	1.0 U	--	--	--	10 U	10 U	--
4-Chlorophenyl phenyl ether	ug/L	2.0 U	--	--	--	10 U	10 U	--
Chloroprene	ug/L	--	--	--	--	5 U	5 U	--
Chrysene	ug/L	0.35	--	--	--	10 U	10 U	--
Cresol isomers	ug/L	--	--	--	--	10 U	10 U	--
Diallate	ug/L	--	--	--	--	30 U	30 U	--
Dibenz(a,h)anthracene	ug/L	0.20 U	--	--	--	10 U	10 U	--
Dibenzofuran	ug/L	1.0 U	--	--	--	10 U	10 U	--
Dibromochloromethane	ug/L	--	--	--	--	1 U	1 U	U
Dibromomethane	ug/L	--	--	--	--	1 U	1 U	--
trans-1,4-Dichloro-2-butene	ug/L	--	--	--	--	5 U	5 U	--
3,3'-Dichlorobenzidine	ug/L	5.0 U	--	--	--	20 U	20 U	--
2,4-Dichlorophenol	ug/L	2.0 U	--	--	--	10 U	10 U	--
2,6-Dichlorophenol	ug/L	--	--	--	--	10 U	10 U	--
Diethyl phthalate	ug/L	1.0 U	--	--	--	10 U	10 U	--
Dimethoate	ug/L	--	--	--	--	100 U	100 U	--
Dimethyl phthalate	ug/L	1.0 U	--	--	--	10 U	--	--
p-Dimethylaminoazobenzene A	ug/L	--	--	--	--	50 U	50 U	--
7,12-Dimethylbenz(a)anthracene	ug/L	--	--	--	--	20 U	50 U	--
3,3-Dimethylbenzidine	ug/L	--	--	--	--	20 U	20 U	--
a,a-Dimethylphenethylamine	ug/L	--	--	--	--	50 U	50 U	--
2,4-Dimethylphenol	ug/L	2.0 U	--	--	--	10 U	10 U	--
Di-n-butylphthalate (DBP)	ug/L	1.0 U	--	--	--	10 U	10 U	--
4,6-Dinitro-2-methylphenol	ug/L	5.0 U	--	--	--	10 U	10 U	--
Dinitrobenzene, NOS	ug/L	--	--	--	--	20 U	20 U	--
2,4-Dinitrophenol	ug/L	5.0 U	--	--	--	10 U	10 U	--
2,4-Dinitrotoluene	ug/L	5.0 U	--	--	--	10 U	10 U	--
2,6-Dinitrotoluene	ug/L	5.0 U	--	--	--	10 U	10 U	--
Di-n-octyl phthalate (DnOP)	ug/L	1.0 U	--	--	--	10 U	10 U	--
1,4-Dioxane	ug/L	--	--	--	--	5 U	5 U	--
Diphenylamine	ug/L	--	--	--	--	20 U	20 U	--
1,2-Diphenylhydrazine	ug/L	--	--	--	--	--	--	--
Disulfoton	ug/L	--	--	--	--	20 U	20 U	--

APPENDIX G.3

GROUNDWATER QUALITY DATA
RFI REPORT
FORMER MANUAL TRANSMISSIONS OF MUNCIE FACILITY
MUNCIE, INDIANA

AOI		*AOI 11.1*	*AOI 11.1*	*AOI 11.1*	*AOI 11.1*	*AOI 11.1*	*AOI 11.6*	*AOI 11.9*
Sample Location		*MW-22*	*MW-22*	*MW-22*	*MW-22*	*P-5/TW-1*	*P-12/TW-3*	*MW-21A*
Sample Identification		*GW-017324-010709-JP-005*	*GW-17324-030210-GL-004*	*GW-17324-120811-EM-028*	*GW-017324-051614-SM-041*	*177827*	*177829*	*MW-21A*
Sample Date		*1/7/2009*	*3/2/2010*	*12/8/2011*	*5/16/2014*	*5/4/1995*	*5/4/1995*	*12/1/1991*
Sample Depth		*-*	*-*	*-*	*-*	*-*	*-*	*-*
Sample Depth								
	Units							
SVOCs (Continued)								
Ethyl methacrylate	ug/L	--	--	--	--	5 U	5 U	--
Ethyl methanesulfonate	ug/L	--	--	--	--	20 U	20 U	--
bis(2-Ethylhexyl)phthalate (DEHP)	ug/L	2.0 U	--	--	--	10 U	10 U	--
Famphur	ug/L	--	--	--	--	10 U	10 U	--
Fluoranthene	ug/L	1.4	--	--	--	10 U	10 U	--
Fluorene	ug/L	0.20 U	--	--	--	10 U	10 U	--
Hexachlorobenzene	ug/L	0.20 U	--	--	--	10 U	10 U	--
Hexachlorobutadiene	ug/L	1.0 U	--	--	--	10 U	10 U	--
Hexachlorocyclopentadiene	ug/L	10 U	--	--	--	10 U	10 U	--
Hexachloroethane	ug/L	1.0 U	--	--	--	10 U	10 U	--
Hexachlorophene A	ug/L	--	--	--	--	500 U	500 U	--
Hexachloropropene	ug/L	--	--	--	--	30 U	30 U	--
Indeno(1,2,3-cd)pyrene	ug/L	**0.92**[a]	--	--	--	10 U	10 U	--
Iodomethane	ug/L	--	--	--	--	5 U	5 U	--
Isodrin	ug/L	--	--	--	--	30 U	30 U	--
Isophorone	ug/L	1.0 U	--	--	--	10 U	10 U	--
Isosafrole	ug/L	--	--	--	--	20 U	20 U	--
Kepone	ug/L	--	--	--	--	250 U	250 U	--
Methapyrilene	ug/L	--	--	--	--	100 U	100 U	--
Methyl acrylonitrile	ug/L	--	--	--	--	5 U	5 U	--
Methyl methacrylate	ug/L	--	--	--	--	5 U	5 U	--
Methyl methanesulfonate	ug/L	--	--	--	--	20 U	20 U	--
Methyl parathion	ug/L	--	--	--	--	20 U	20 U	--
3-Methylcholanthrene	ug/L	--	--	--	--	30 U	30 U	--
2-Methylnaphthalene	ug/L	0.20 U	--	--	--	10 U	10 U	--
2-Methylphenol	ug/L	1.0 U	--	--	--	10 U	10 U	--
3&4-Methylphenol	ug/L	--	--	--	--	--	--	--
4-Methylphenol	ug/L	1.0 U	--	--	--	10 U	10 U	--
Naphthalene	ug/L	0.20 U	--	--	--	10 U	10 U	--
1,4-Naphthoquinone	ug/L	--	--	--	--	100 U	100 U	--
1-Naphthylamine	ug/L	--	--	--	--	30 U	30 U	--
2-Naphthylamine	ug/L	--	--	--	--	30 U	30 U	--
2-Nitroaniline	ug/L	2.0 U	--	--	--	15 U	15 U	--
3-Nitroaniline	ug/L	2.0 U	--	--	--	15 U	15 U	--
4-Nitroaniline	ug/L	2.0 U	--	--	--	15 U	15 U	--
Nitrobenzene	ug/L	1.0 U	--	--	--	10 U	10 U	--
2-Nitrophenol	ug/L	2.0 U	--	--	--	10 U	10 U	--
4-Nitrophenol	ug/L	5.0 U	--	--	--	10 U	10 U	--
4-Nitroquinoline-N-oxide	ug/L	--	--	--	--	30 U	30 U	--
N-Nitrosodi-n-butylamine	ug/L	--	--	--	--	20 U	20 U	--
N-Nitrosodi-n-propylamine	ug/L	1.0 U	--	--	--	10 U	10 U	--
N-Nitrosodiphenylamine	ug/L	1.0 U	--	--	--	10 U	10 U	--
N-Nitrosodiethylamine	ug/L	--	--	--	--	30 U	30 U	--
N-Nitrosodimethylamine	ug/L	--	--	--	--	10 U	30 U	--
N-Nitrosomethylethylamine	ug/L	--	--	--	--	20 U	20 U	--

APPENDIX G.3

GROUNDWATER QUALITY DATA
RFI REPORT
FORMER MANUAL TRANSMISSIONS OF MUNCIE FACILITY
MUNCIE, INDIANA

AOI		*AOI 11.1*	*AOI 11.1*	*AOI 11.1*	*AOI 11.1*	*AOI 11.1*	*AOI 11.6*	*AOI 11.9*
Sample Location		*MW-22*	*MW-22*	*MW-22*	*MW-22*	*P-5/TW-1*	*P-12/TW-3*	*MW-21A*
Sample Identification		*GW-017324-010709-JP-005*	*GW-17324-030210-GL-004*	*GW-17324-120811-EM-028*	*GW-017324-051614-SM-041*	*177827*	*177829*	*MW-21A*
Sample Date		*1/7/2009*	*3/2/2010*	*12/8/2011*	*5/16/2014*	*5/4/1995*	*5/4/1995*	*12/1/1991*
Sample Depth		-	-	-	-	-	-	-
Sample Depth								
	Units							
SVOCs (Continued)								
N-Nitrosomorpholine	ug/L	--	--	--	--	20 U	20 U	--
N-Nitrosopiperidine	ug/L	--	--	--	--	20 U	20 U	--
N-Nitrosopyrrolidine	ug/L	--	--	--	--	20 U	20 U	--
2,2'-Oxybis(1-chloropropane) (bis(2-Chloroisopropyl) ether)	ug/L	1.0 U	--	--	--	10 U	10 U	--
Pentachlorobenzene	ug/L	--	--	--	--	20 U	20 U	--
Pentachloroethane	ug/L	--	--	--	--	5 U	5 U	--
Pentachloronitrobenzene	ug/L	--	--	--	--	20 U	20 U	--
Pentachlorophenol	ug/L	**11**[a]	--	--	--	10 U	10 U	--
Phenacetin	ug/L	--	--	--	--	20 U	20 U	--
Phenanthrene	ug/L	0.95	--	--	--	10 U	10 U	--
Phenol	ug/L	1.0 U	--	--	--	10 U	10 U	--
p-Phenylenediamine	ug/L	--	--	--	--	30 U	30 U	--
Phorate	ug/L	--	--	--	--	20 U	20 U	--
2-Picoline	ug/L	--	--	--	--	20 U	20 U	--
Pronamide	ug/L	--	--	--	--	20 U	20 U	--
Propionitrile (ethyl cyanide)	ug/L	--	--	--	--	50 U	50 U	--
Pyrene	ug/L	0.54	--	--	--	10 U	10 U	--
Pyridine	ug/L	--	--	--	--	10 U	10 U	--
Safrole	ug/L	--	--	--	--	20 U	20 U	--
1,2,4,5-Tetrachlorobenzene	ug/L	--	--	--	--	20 U	20 U	--
1,1,1,2-Tetrachloroethane	ug/L	--	--	--	--	1 U	1 U	--
2,3,4,6-Tetrachlorophenol	ug/L	--	--	--	--	20 U	20 U	--
Thionazin (O,O-diethyl-O-2-pyrazinyl phosphorothioate)	ug/L	--	--	--	--	20 U	20 U	--
o-Toluidine A	ug/L	--	--	--	--	20 U	20 U	--
5-Nitro-2-toluidine	ug/L	--	--	--	--	20 U	20 U	--
2,4,5-Trichlorophenol	ug/L	5.0 U	--	--	--	10 U	10 U	--
2,4,6-Trichlorophenol	ug/L	5.0 U	--	--	--	10 U	10 U	--
1,2,3-Trichloropropane	ug/L	--	--	--	--	5 U	5 U	--
0,0,0-Triethylphosphorothioate	ug/L	--	--	--	--	20 U	20 U	--
1,3,5-Trinitrobenzene	ug/L	--	--	--	--	30 U	30 U	--
PCBs								
Aroclor-1016 (PCB-1016)	ug/L	--	0.50 U	--	--	--	--	--
Aroclor-1221 (PCB-1221)	ug/L	--	0.50 U	--	--	--	--	--
Aroclor-1232 (PCB-1232)	ug/L	--	0.50 U	--	--	--	--	--
Aroclor-1242 (PCB-1242)	ug/L	--	0.50 U	--	--	--	--	--
Aroclor-1248 (PCB-1248)	ug/L	--	0.50 U	--	--	--	--	--
Aroclor-1254 (PCB-1254)	ug/L	--	0.50 U	--	--	--	--	--
Aroclor-1260 (PCB-1260)	ug/L	--	0.50 U	--	--	--	--	--
Total PCBs	ug/L	--	ND	--	--	--	--	--
Total Petroleum Hydrocarbons (TPH)								
Total Petroleum Hydrocarbons - Purgeable (GRO)	ug/L	--	--	--	--	--	--	--

APPENDIX G.3

GROUNDWATER QUALITY DATA
RFI REPORT
FORMER MANUAL TRANSMISSIONS OF MUNCIE FACILITY
MUNCIE, INDIANA

AOI		*AOI 11.1*	*AOI 11.1*	*AOI 11.1*	*AOI 11.1*	*AOI 11.1*	*AOI 11.6*	*AOI 11.9*
Sample Location		*MW-22*	*MW-22*	*MW-22*	*MW-22*	*P-5/TW-1*	*P-12/TW-3*	*MW-21A*
Sample Identification		*GW-017324-010709-JP-005*	*GW-17324-030210-GL-004*	*GW-17324-120811-EM-028*	*GW-017324-051614-SM-041*	*177827*	*177829*	*MW-21A*
Sample Date		*1/7/2009*	*3/2/2010*	*12/8/2011*	*5/16/2014*	*5/4/1995*	*5/4/1995*	*12/1/1991*
Sample Depth		-	-	-	-	-	-	-
Sample Depth								
	Units							
Metals								
Aluminum	ug/L	--	--	--	--	--	--	--
Antimony	ug/L	--	--	--	--	--	--	--
Arsenic	ug/L	5.8 J	--	--	--	--	--	--
Arsenic (dissolved)	ug/L	7.4 J	--	--	--	--	--	--
Barium	ug/L	147 J	--	--	--	--	--	--
Barium (dissolved)	ug/L	139 J	--	--	--	--	--	--
Beryllium	ug/L	--	--	--	--	--	--	--
Cadmium	ug/L	5.0 U	--	--	--	--	--	--
Cadmium (dissolved)	ug/L	5.0 U	--	--	--	--	--	--
Calcium	ug/L	--	--	--	--	--	--	--
Calcium (dissolved)	ug/L	--	--	--	--	--	--	--
Chromium	ug/L	6.5 J	--	--	--	--	--	--
Chromium (dissolved)	ug/L	10.0 U	--	--	--	--	--	--
Cobalt	ug/L	--	--	--	--	--	--	--
Copper	ug/L	--	--	--	--	--	--	--
Copper (dissolved)	ug/L	--	--	--	--	--	--	--
Iron	ug/L	--	--	--	--	--	--	--
Iron (dissolved)	ug/L	--	--	--	--	--	--	--
Lead	ug/L	**56.6**[a]	**15.1**[a]	--	--	--	--	--
Lead (dissolved)	ug/L	3.0 U	15.0 U	--	--	--	--	--
Magnesium	ug/L	--	--	--	--	--	--	--
Magnesium (dissolved)	ug/L	--	--	--	--	--	--	--
Manganese	ug/L	--	--	--	--	--	--	--
Manganese (dissolved)	ug/L	--	--	--	--	--	--	--
Mercury	ug/L	0.20 U	--	--	--	--	--	--
Mercury (dissolved)	ug/L	0.20 U	--	--	--	--	--	--
Nickel	ug/L	--	--	--	--	--	--	--
Nickel (dissolved)	ug/L	--	--	--	--	--	--	--
Potassium	ug/L	--	--	--	--	--	--	--
Selenium	ug/L	5.0 U	--	--	--	--	--	--
Selenium (dissolved)	ug/L	5.0 U	--	--	--	--	--	--
Silver	ug/L	10.0 U	--	--	--	--	--	--
Silver (dissolved)	ug/L	10.0 U	--	--	--	--	--	--
Sodium	ug/L	--	--	--	--	--	--	--
Thallium	ug/L	--	--	--	--	--	--	--
Vanadium	ug/L	--	--	--	--	--	--	--
Zinc	ug/L	--	--	--	--	--	--	--
Zinc (dissolved)	ug/L	--	--	--	--	--	--	--

APPENDIX G.3

GROUNDWATER QUALITY DATA
RFI REPORT
FORMER MANUAL TRANSMISSIONS OF MUNCIE FACILITY
MUNCIE, INDIANA

AOI		***AOI 11.1***	***AOI 11.1***	***AOI 11.1***	***AOI 11.1***	***AOI 11.1***	***AOI 11.6***	***AOI 11.9***
Sample Location		***MW-22***	***MW-22***	***MW-22***	***MW-22***	***P-5/TW-1***	***P-12/TW-3***	***MW-21A***
Sample Identification		***GW-017324-010709-JP-005***	***GW-17324-030210-GL-004***	***GW-17324-120811-EM-028***	***GW-017324-051614-SM-041***	***177827***	***177829***	***MW-21A***
Sample Date		***1/7/2009***	***3/2/2010***	***12/8/2011***	***5/16/2014***	***5/4/1995***	***5/4/1995***	***12/1/1991***
Sample Depth		***-***	***-***	***-***	***-***	***-***	***-***	***-***
Sample Depth								
	Units							
Gas								
Ethane	ug/L	--	--	--	--	--	--	--
Ethene	ug/L	--	--	--	--	--	--	--
Methane	ug/L	--	--	--	--	--	--	--
General Chemistry								
Alkalinity, bicarbonate	ug/L	--	--	--	--	--	--	--
Alkalinity, carbonate	ug/L	--	--	--	--	--	--	--
Bicarbonate (as CaCO3)	ug/L	--	--	--	--	--	--	--
Chloride	ug/L	--	--	--	--	--	--	--
Dissolved organic carbon (DOC)	ug/L	--	--	--	--	--	--	--
Hardness	ug/L	--	--	--	--	--	--	--
Hardness, carbonate	ug/L	--	--	--	--	--	--	--
Nitrate (as N)	ug/L	--	--	--	--	--	--	--
Nitrite (as N)	ug/L	--	--	--	--	--	--	--
pH	s.u.	--	--	--	--	--	--	--
Sulfate	ug/L	--	--	--	--	--	--	--
Sulfide	ug/L	--	--	--	--	--	--	--
Total dissolved solids (TDS)	ug/L	--	--	--	--	--	--	--
Total organic carbon (TOC)	ug/L	--	--	--	--	--	--	--

Notes
ug/L - Micrograms per litre
"-" - No value
U - Not detected at the associated reporting limit
J - Estimated concentration
UJ - Not detected; associated reporting limit is estimated
R - Rejected
s.u. - Standard units
nc - No criteria
ND - Non Detect (calculation)
BOLD[abc] Concentration exceeds associated screening level
IDEM Appendix A: Screening Levels Remedation Closure Guide - March 25, 2014
a - Exceeds IDEM residential tap screening levels
b - Exceeds IDEM residential vapor exposure screening levels
c - Exceeds IDEM commercial/industrial vapor screening levels

APPENDIX G.3

GROUNDWATER QUALITY DATA
RFI REPORT
FORMER MANUAL TRANSMISSIONS OF MUNCIE FACILITY
MUNCIE, INDIANA

AOI		*AOI 11.9*	*AOI 11.9*	*AOI 11.9*	*AOI 11.9*	*AOI 11.9*	*AOI 11.9*	*AOI 11.9*	*AOI 11.9*	*AOI 11.9*	*AOI 11.9*
Sample Location		*MW-21A*	*MW-21A*	*MW-21A*	*MW-21A*	*MW-21A*	*MW-21A*	*MW-21A*	*MW-21A*	*MW-21A*	*MW-21A*
Sample Identification		*MW-21A*	*MW-202*	*MW-21A*	*MW-21A*	*MW-21A*	*MW-21A*	*MW-21A*	*MW-21A*	*GW-17330-100902-EH-021*	*GW-072304-MR-034*
Sample Date		*6/1/1994*	*6/15/1994*	*4/20/1995*	*3/22/1996*	*1/14/1998*	*10/1/1998*	*4/1/1999*	*10/1/2000*	*10/9/2002*	*7/23/2004*
Sample Depth		-	-	-	-	-	-	-	-	-	-
Sample Depth											
	Units										
Volatile Organic Compounds (VOCs)											
Acetone	ug/L	U	U	U	U	U	U	200	U	25 UJ	20 U
Benzene	ug/L	**21[a]**	**20[a]**	**66[ab]**	**41[ab]**	**89[ab]**	U	**59[ab]**	**25[ab]**	**28[ab]**	**13[a]**
Bromodichloromethane	ug/L	U	2	U	U	U	U	U	U	1.0 U	2.0 U
Bromoform	ug/L	--	--	--	--	--	--	--	--	1.0 U	2.0 U
Bromomethane (Methyl bromide)	ug/L	--	--	--	--	--	--	--	--	1.0 U	2.0 U
2-Butanone (Methyl ethyl ketone) (MEK)	ug/L	U	U	U	U	U	U	U	U	25 U	0.90 J
Carbon disulfide	ug/L	--	--	--	--	--	--	--	--	5.0 U	2.0 U
Carbon tetrachloride	ug/L	--	--	--	--	--	--	--	--	1.0 U	2.0 U
Chlorobenzene	ug/L	U	U	U	U	U	U	U	U	1.0 U	2.0 U
Chloroethane	ug/L	U	U	U	U	U	U	U	U	1.0 U	2.0 U
2-Chloroethyl vinyl ether	ug/L	U	U	U	U	U	U	U	U	--	--
Chloroform (Trichloromethane)	ug/L	U	U	U	0.6	U	U	U	U	1.0 U	2.0 U
Chloromethane (Methyl chloride)	ug/L	U	U	U	U	U	U	U	U	1.0 U	2.0 U
Cyclohexane	ug/L	--	--	--	--	--	--	--	--	16	14
1,2-Dibromo-3-chloropropane (DBCP)	ug/L	--	--	--	--	--	--	--	--	1.0 U	4.0 U
Dibromochloromethane	ug/L	--	--	--	--	--	--	--	--	1.0 U	2.0 U
1,2-Dibromoethane (Ethylene dibromide)	ug/L	--	--	--	--	--	--	--	--	1.0 U	2.0 U
1,2-Dichlorobenzene	ug/L	--	--	--	--	--	--	--	--	1.0 U	2.0 U
1,3-Dichlorobenzene	ug/L	--	--	--	--	--	--	--	--	1.0 U	2.0 U
1,4-Dichlorobenzene	ug/L	--	--	--	--	--	--	--	--	1.0 U	2.0 U
Dichlorodifluoromethane (CFC-12)	ug/L	--	--	--	--	--	--	--	--	1.0 U	2.0 U
1,1-Dichloroethane	ug/L	U	U	U	0.6	2	2.5	2.2	1.9	0.96 J	0.79 J
1,2-Dichloroethane	ug/L	U	U	U	U	U	U	U	U	1.0 U	2.0 U
1,2-Dichloroethene (total)	ug/L	U	U	U	U	U	U	U	U	--	--
1,1-Dichloroethene	ug/L	U	U	U	2	U	U	U	U	1.0 U	2.0 U
cis-1,2-Dichloroethene	ug/L	8	7	U	U	3.5	3.4	3.5	3.1	1.5	3.3
trans-1,2-Dichloroethene	ug/L	U	U	U	U	U	U	U	U	1.0 U	2.0 U
1,2-Dichloropropane	ug/L	--	--	--	--	--	--	--	--	1.0 U	2.0 U
cis-1,3-Dichloropropene	ug/L	--	--	--	--	--	--	--	--	1.0 U	2.0 U
trans-1,3-Dichloropropene	ug/L	--	--	--	--	--	--	--	--	1.0 UJ	2.0 U
Ethylbenzene	ug/L	U	U	7.9	3	8.2	5.9	2.4	1.5	3.5	2.0 U
2-Hexanone	ug/L	U	U	U	U	U	U	U	U	50 U	20 U
Isopropyl benzene	ug/L	--	--	--	--	--	--	--	--	1.2 J	0.91 J
Methyl acetate	ug/L	--	--	--	--	--	--	--	--	10 U	20 U
Methyl cyclohexane	ug/L	--	--	--	--	--	--	--	--	3.1	2.7
Methyl tert butyl ether (MTBE)	ug/L	--	--	--	--	--	--	--	--	5.0 U	10 U
4-Methyl-2-pentanone (Methyl isobutyl ketone) (MIBK)	ug/L	--	--	--	--	--	--	--	--	50 U	20 U
Methylene chloride	ug/L	U	U	U	U	U	**11 J[a]**	U	U	5.0 U	2.0 U
Styrene	ug/L	--	--	--	--	--	--	--	--	1.0 U	2.0 U
VOCs (Continued)											

APPENDIX G.3

GROUNDWATER QUALITY DATA
RFI REPORT
FORMER MANUAL TRANSMISSIONS OF MUNCIE FACILITY
MUNCIE, INDIANA

AOI		*AOI 11.9*	*AOI 11.9*	*AOI 11.9*	*AOI 11.9*	*AOI 11.9*	*AOI 11.9*	*AOI 11.9*	*AOI 11.9*	*AOI 11.9*	*AOI 11.9*
Sample Location		*MW-21A*	*MW-21A*	*MW-21A*	*MW-21A*	*MW-21A*	*MW-21A*	*MW-21A*	*MW-21A*	*MW-21A*	*MW-21A*
Sample Identification		*MW-21A*	*MW-202*	*MW-21A*	*MW-21A*	*MW-21A*	*MW-21A*	*MW-21A*	*MW-21A*	*GW-17330-100902-EH-021*	*GW-072304-MR-034*
Sample Date		*6/1/1994*	*6/15/1994*	*4/20/1995*	*3/22/1996*	*1/14/1998*	*10/1/1998*	*4/1/1999*	*10/1/2000*	*10/9/2002*	*7/23/2004*
Sample Depth		-	-	-	-	-	-	-	-	-	-
Sample Depth											
	Units										
1,1,2,2-Tetrachloroethane	ug/L	--	--	--	--	--	--	--	--	1.0 U	2.0 U
Tetrachloroethene	ug/L	U	U	U	U	U	U	U	U	1.0 U	**65**[a]
Toluene	ug/L	U	U	U	2	3.7	4.1	2.5	U	1.0	0.70 J
1,2,4-Trichlorobenzene	ug/L	--	--	--	--	--	--	--	--	5.0 U	2.0 U
1,1,1-Trichloroethane	ug/L	U	U	U	U	U	U	U	U	1.0 U	2.0 U
1,1,2-Trichloroethane	ug/L	--	--	--	--	--	--	--	--	1.0 U	2.0 U
Trichloroethene	ug/L	U	1	U	U	U	U	U	U	1.0 U	1.0 J
Trichlorofluoromethane (CFC-11)	ug/L	--	--	--	--	--	--	--	--	1.0 U	2.0 U
Trifluorotrichloroethane (Freon 113)	ug/L	--	--	--	--	--	--	--	--	1.0 U	2.0 U
Vinyl acetate	ug/L	--	--	--	--	--	--	--	--	--	--
Vinyl chloride	ug/L	U	**9**[ab]	**7.6**[ab]	**4**[ab]	**9.6**[ab]	**7.4**[ab]	U	**4.4**[ab]	1.8	**4.1**[ab]
Xylenes (total)	ug/L	U	U	9	3	8	15	5.6	U	1.2 J	1.1 J
Semi-Volatile Organic Compounds (SVOCs)											
Acenaphthene	ug/L	--	--	--	--	--	--	--	--	--	0.50 U
Acenaphthylene	ug/L	--	--	--	--	--	--	--	--	--	0.50 U
Acetonitrile	ug/L	--	--	--	--	--	--	--	--	--	--
Acetophenone	ug/L	--	--	--	--	--	--	--	--	--	--
2-Acetylaminofluorene	ug/L	--	--	--	--	--	--	--	--	--	--
Acrolein	ug/L	--	--	--	--	--	--	--	--	--	--
Acrylonitrile	ug/L	--	--	--	--	--	--	--	--	--	--
Allyl chloride	ug/L	--	--	--	--	--	--	--	--	--	--
4-Aminobiphenyl	ug/L	--	--	--	--	--	--	--	--	--	--
Aniline	ug/L	--	--	--	--	--	--	--	--	--	--
Anthracene	ug/L	--	--	--	--	--	--	--	--	--	0.10 U
Aramite	ug/L	--	--	--	--	--	--	--	--	--	--
Atrazine	ug/L	--	--	--	--	--	--	--	--	--	--
Benzaldehyde	ug/L	--	--	--	--	--	--	--	--	--	--
Benzidine	ug/L	--	--	--	--	--	--	--	--	--	--
Benzo(a)anthracene	ug/L	--	--	--	--	--	--	--	--	--	0.034 J
Benzo(a)pyrene	ug/L	--	--	--	--	--	--	--	--	--	0.045 J
Benzo(b)fluoranthene	ug/L	--	--	--	--	--	--	--	--	--	0.070 J
Benzo(g,h,i)perylene	ug/L	--	--	--	--	--	--	--	--	--	0.10 U
Benzo(k)fluoranthene	ug/L	--	--	--	--	--	--	--	--	--	0.10 U
Benzoic acid	ug/L	--	--	--	--	--	--	--	--	--	--
Benzyl alcohol	ug/L	--	--	--	--	--	--	--	--	--	--
Biphenyl (1,1-Biphenyl)	ug/L	--	--	--	--	--	--	--	--	--	--
4-Bromophenyl phenyl ether	ug/L	--	--	--	--	--	--	--	--	--	--
Butyl benzylphthalate (BBP)	ug/L	--	--	--	--	--	--	--	--	--	--
Caprolactam	ug/L	--	--	--	--	--	--	--	--	--	--
Carbazole	ug/L	--	--	--	--	--	--	--	--	--	--
4-Chloro-3-methylphenol	ug/L	--	--	--	--	--	--	--	--	--	--
4-Chloroaniline	ug/L	--	--	--	--	--	--	--	--	--	--
Chlorobenzilate	ug/L	--	--	--	--	--	--	--	--	--	--
bis(2-Chloroethoxy)methane	ug/L	--	--	--	--	--	--	--	--	--	--
bis(2-Chloroethyl)ether	ug/L	--	--	--	--	--	--	--	--	--	--

APPENDIX G.3

GROUNDWATER QUALITY DATA
RFI REPORT
FORMER MANUAL TRANSMISSIONS OF MUNCIE FACILITY
MUNCIE, INDIANA

AOI		*AOI 11.9*	*AOI 11.9*	*AOI 11.9*	*AOI 11.9*	*AOI 11.9*	*AOI 11.9*	*AOI 11.9*	*AOI 11.9*	*AOI 11.9*	*AOI 11.9*
Sample Location		*MW-21A*	*MW-21A*	*MW-21A*	*MW-21A*	*MW-21A*	*MW-21A*	*MW-21A*	*MW-21A*	*MW-21A*	*MW-21A*
Sample Identification		*MW-21A*	*MW-202*	*MW-21A*	*MW-21A*	*MW-21A*	*MW-21A*	*MW-21A*	*MW-21A*	*GW-17330-100902-EH-021*	*GW-072304-MR-034*
Sample Date		*6/1/1994*	*6/15/1994*	*4/20/1995*	*3/22/1996*	*1/14/1998*	*10/1/1998*	*4/1/1999*	*10/1/2000*	*10/9/2002*	*7/23/2004*
Sample Depth		-	-	-	-	-	-	-	-	-	-
Sample Depth											
	Units										
2-Chloronaphthalene	ug/L	--	--	--	--	--	--	--	--	--	--
2-Chlorophenol	ug/L	--	--	--	--	--	--	--	--	--	--
4-Chlorophenyl phenyl ether	ug/L	--	--	--	--	--	--	--	--	--	--
Chloroprene	ug/L	--	--	--	--	--	--	--	--	--	--
Chrysene	ug/L	--	--	--	--	--	--	--	--	--	0.044 J
Cresol isomers	ug/L	--	--	--	--	--	--	--	--	--	--
Diallate	ug/L	--	--	--	--	--	--	--	--	--	--
Dibenz(a,h)anthracene	ug/L	--	--	--	--	--	--	--	--	--	0.10 U
Dibenzofuran	ug/L	--	--	--	--	--	--	--	--	--	--
Dibromochloromethane	ug/L	U	U	U	U	U	U	U	U	--	--
Dibromomethane	ug/L	--	--	--	--	--	--	--	--	--	--
trans-1,4-Dichloro-2-butene	ug/L	--	--	--	--	--	--	--	--	--	--
3,3'-Dichlorobenzidine	ug/L	--	--	--	--	--	--	--	--	--	--
2,4-Dichlorophenol	ug/L	--	--	--	--	--	--	--	--	--	--
2,6-Dichlorophenol	ug/L	--	--	--	--	--	--	--	--	--	--
Diethyl phthalate	ug/L	--	--	--	--	--	--	--	--	--	--
Dimethoate	ug/L	--	--	--	--	--	--	--	--	--	--
Dimethyl phthalate	ug/L	--	--	--	--	--	--	--	--	--	--
p-Dimethylaminoazobenzene A	ug/L	--	--	--	--	--	--	--	--	--	--
7,12-Dimethylbenz(a)anthracene	ug/L	--	--	--	--	--	--	--	--	--	--
3,3-Dimethylbenzidine	ug/L	--	--	--	--	--	--	--	--	--	--
a,a-Dimethylphenethylamine	ug/L	--	--	--	--	--	--	--	--	--	--
2,4-Dimethylphenol	ug/L	--	--	--	--	--	--	--	--	--	--
Di-n-butylphthalate (DBP)	ug/L	--	--	--	--	--	--	--	--	--	--
4,6-Dinitro-2-methylphenol	ug/L	--	--	--	--	--	--	--	--	--	--
Dinitrobenzene, NOS	ug/L	--	--	--	--	--	--	--	--	--	--
2,4-Dinitrophenol	ug/L	--	--	--	--	--	--	--	--	--	--
2,4-Dinitrotoluene	ug/L	--	--	--	--	--	--	--	--	--	--
2,6-Dinitrotoluene	ug/L	--	--	--	--	--	--	--	--	--	--
Di-n-octyl phthalate (DnOP)	ug/L	--	--	--	--	--	--	--	--	--	--
1,4-Dioxane	ug/L	--	--	--	--	--	--	--	--	--	--
Diphenylamine	ug/L	--	--	--	--	--	--	--	--	--	--
1,2-Diphenylhydrazine	ug/L	--	--	--	--	--	--	--	--	--	--
Disulfoton	ug/L	--	--	--	--	--	--	--	--	--	--

APPENDIX G.3

GROUNDWATER QUALITY DATA
RFI REPORT
FORMER MANUAL TRANSMISSIONS OF MUNCIE FACILITY
MUNCIE, INDIANA

AOI		*AOI 11.9*	*AOI 11.9*	*AOI 11.9*	*AOI 11.9*	*AOI 11.9*	*AOI 11.9*	*AOI 11.9*	*AOI 11.9*	*AOI 11.9*	*AOI 11.9*
Sample Location		*MW-21A*	*MW-21A*	*MW-21A*	*MW-21A*	*MW-21A*	*MW-21A*	*MW-21A*	*MW-21A*	*MW-21A*	*MW-21A*
Sample Identification		*MW-21A*	*MW-202*	*MW-21A*	*MW-21A*	*MW-21A*	*MW-21A*	*MW-21A*	*MW-21A*	*GW-17330-100902-EH-021*	*GW-072304-MR-034*
Sample Date		*6/1/1994*	*6/15/1994*	*4/20/1995*	*3/22/1996*	*1/14/1998*	*10/1/1998*	*4/1/1999*	*10/1/2000*	*10/9/2002*	*7/23/2004*
Sample Depth		-	-	-	-	-	-	-	-	-	-
Sample Depth											
	Units										
SVOCs (Continued)											
Ethyl methacrylate	ug/L	--	--	--	--	--	--	--	--	--	--
Ethyl methanesulfonate	ug/L	--	--	--	--	--	--	--	--	--	--
bis(2-Ethylhexyl)phthalate (DEHP)	ug/L	--	--	--	--	--	--	--	--	--	--
Famphur	ug/L	--	--	--	--	--	--	--	--	--	--
Fluoranthene	ug/L	--	--	--	--	--	--	--	--	--	0.12
Fluorene	ug/L	--	--	--	--	--	--	--	--	--	0.10 U
Hexachlorobenzene	ug/L	--	--	--	--	--	--	--	--	--	--
Hexachlorobutadiene	ug/L	--	--	--	--	--	--	--	--	--	--
Hexachlorocyclopentadiene	ug/L	--	--	--	--	--	--	--	--	--	--
Hexachloroethane	ug/L	--	--	--	--	--	--	--	--	--	--
Hexachlorophene A	ug/L	--	--	--	--	--	--	--	--	--	--
Hexachloropropene	ug/L	--	--	--	--	--	--	--	--	--	--
Indeno(1,2,3-cd)pyrene	ug/L	--	--	--	--	--	--	--	--	--	0.044 J
Iodomethane	ug/L	--	--	--	--	--	--	--	--	--	--
Isodrin	ug/L	--	--	--	--	--	--	--	--	--	--
Isophorone	ug/L	--	--	--	--	--	--	--	--	--	--
Isosafrole	ug/L	--	--	--	--	--	--	--	--	--	--
Kepone	ug/L	--	--	--	--	--	--	--	--	--	--
Methapyrilene	ug/L	--	--	--	--	--	--	--	--	--	--
Methyl acrylonitrile	ug/L	--	--	--	--	--	--	--	--	--	--
Methyl methacrylate	ug/L	--	--	--	--	--	--	--	--	--	--
Methyl methanesulfonate	ug/L	--	--	--	--	--	--	--	--	--	--
Methyl parathion	ug/L	--	--	--	--	--	--	--	--	--	--
3-Methylcholanthrene	ug/L	--	--	--	--	--	--	--	--	--	--
2-Methylnaphthalene	ug/L	--	--	--	--	--	--	--	--	--	--
2-Methylphenol	ug/L	--	--	--	--	--	--	--	--	--	--
3&4-Methylphenol	ug/L	--	--	--	--	--	--	--	--	--	--
4-Methylphenol	ug/L	--	--	--	--	--	--	--	--	--	--
Naphthalene	ug/L	--	--	--	--	--	--	--	--	--	**2.0[a]**
1,4-Naphthoquinone	ug/L	--	--	--	--	--	--	--	--	--	--
1-Naphthylamine	ug/L	--	--	--	--	--	--	--	--	--	--
2-Naphthylamine	ug/L	--	--	--	--	--	--	--	--	--	--
2-Nitroaniline	ug/L	--	--	--	--	--	--	--	--	--	--
3-Nitroaniline	ug/L	--	--	--	--	--	--	--	--	--	--
4-Nitroaniline	ug/L	--	--	--	--	--	--	--	--	--	--
Nitrobenzene	ug/L	--	--	--	--	--	--	--	--	--	--
2-Nitrophenol	ug/L	--	--	--	--	--	--	--	--	--	--
4-Nitrophenol	ug/L	--	--	--	--	--	--	--	--	--	--
4-Nitroquinoline-N-oxide	ug/L	--	--	--	--	--	--	--	--	--	--
N-Nitrosodi-n-butylamine	ug/L	--	--	--	--	--	--	--	--	--	--
N-Nitrosodi-n-propylamine	ug/L	--	--	--	--	--	--	--	--	--	--
N-Nitrosodiphenylamine	ug/L	--	--	--	--	--	--	--	--	--	--
N-Nitrosodiethylamine	ug/L	--	--	--	--	--	--	--	--	--	--
N-Nitrosodimethylamine	ug/L	--	--	--	--	--	--	--	--	--	--
N-Nitrosomethylethylamine	ug/L	--	--	--	--	--	--	--	--	--	--

APPENDIX G.3

GROUNDWATER QUALITY DATA
RFI REPORT
FORMER MANUAL TRANSMISSIONS OF MUNCIE FACILITY
MUNCIE, INDIANA

AOI		*AOI 11.9*	*AOI 11.9*	*AOI 11.9*	*AOI 11.9*	*AOI 11.9*	*AOI 11.9*	*AOI 11.9*	*AOI 11.9*	*AOI 11.9*	*AOI 11.9*
Sample Location		*MW-21A*	*MW-21A*	*MW-21A*	*MW-21A*	*MW-21A*	*MW-21A*	*MW-21A*	*MW-21A*	*MW-21A*	*MW-21A*
Sample Identification		*MW-21A*	*MW-202*	*MW-21A*	*MW-21A*	*MW-21A*	*MW-21A*	*MW-21A*	*MW-21A*	*GW-17330-100902-EH-021*	*GW-072304-MR-034*
Sample Date		*6/1/1994*	*6/15/1994*	*4/20/1995*	*3/22/1996*	*1/14/1998*	*10/1/1998*	*4/1/1999*	*10/1/2000*	*10/9/2002*	*7/23/2004*
Sample Depth		*-*	*-*	*-*	*-*	*-*	*-*	*-*	*-*	*-*	*-*
Sample Depth											
	Units										
SVOCs (Continued)											
N-Nitrosomorpholine	ug/L	--	--	--	--	--	--	--	--	--	--
N-Nitrosopiperidine	ug/L	--	--	--	--	--	--	--	--	--	--
N-Nitrosopyrrolidine	ug/L	--	--	--	--	--	--	--	--	--	--
2,2'-Oxybis(1-chloropropane) (bis(2-Chloroisopropyl) ether)	ug/L	--	--	--	--	--	--	--	--	--	--
Pentachlorobenzene	ug/L	--	--	--	--	--	--	--	--	--	--
Pentachloroethane	ug/L	--	--	--	--	--	--	--	--	--	--
Pentachloronitrobenzene	ug/L	--	--	--	--	--	--	--	--	--	--
Pentachlorophenol	ug/L	--	--	--	--	--	--	--	--	--	--
Phenacetin	ug/L	--	--	--	--	--	--	--	--	--	--
Phenanthrene	ug/L	--	--	--	--	--	--	--	--	--	0.060 J
Phenol	ug/L	--	--	--	--	--	--	--	--	--	--
p-Phenylenediamine	ug/L	--	--	--	--	--	--	--	--	--	--
Phorate	ug/L	--	--	--	--	--	--	--	--	--	--
2-Picoline	ug/L	--	--	--	--	--	--	--	--	--	--
Pronamide	ug/L	--	--	--	--	--	--	--	--	--	--
Propionitrile (ethyl cyanide)	ug/L	--	--	--	--	--	--	--	--	--	--
Pyrene	ug/L	--	--	--	--	--	--	--	--	--	0.19
Pyridine	ug/L	--	--	--	--	--	--	--	--	--	--
Safrole	ug/L	--	--	--	--	--	--	--	--	--	--
1,2,4,5-Tetrachlorobenzene	ug/L	--	--	--	--	--	--	--	--	--	--
1,1,1,2-Tetrachloroethane	ug/L	--	--	--	--	--	--	--	--	--	--
2,3,4,6-Tetrachlorophenol	ug/L	--	--	--	--	--	--	--	--	--	--
Thionazin (O,O-diethyl-O-2-pyrazinyl phosphorothioate)	ug/L	--	--	--	--	--	--	--	--	--	--
o-Toluidine A	ug/L	--	--	--	--	--	--	--	--	--	--
5-Nitro-2-toluidine	ug/L	--	--	--	--	--	--	--	--	--	--
2,4,5-Trichlorophenol	ug/L	--	--	--	--	--	--	--	--	--	--
2,4,6-Trichlorophenol	ug/L	--	--	--	--	--	--	--	--	--	--
1,2,3-Trichloropropane	ug/L	--	--	--	--	--	--	--	--	--	--
0,0,0-Triethylphosphorothioate	ug/L	--	--	--	--	--	--	--	--	--	--
1,3,5-Trinitrobenzene	ug/L	--	--	--	--	--	--	--	--	--	--
PCBs											
Aroclor-1016 (PCB-1016)	ug/L	--	--	--	--	--	--	--	--	--	--
Aroclor-1221 (PCB-1221)	ug/L	--	--	--	--	--	--	--	--	--	--
Aroclor-1232 (PCB-1232)	ug/L	--	--	--	--	--	--	--	--	--	--
Aroclor-1242 (PCB-1242)	ug/L	--	--	--	--	--	--	--	--	--	--
Aroclor-1248 (PCB-1248)	ug/L	--	--	--	--	--	--	--	--	--	--
Aroclor-1254 (PCB-1254)	ug/L	--	--	--	--	--	--	--	--	--	--
Aroclor-1260 (PCB-1260)	ug/L	--	--	--	--	--	--	--	--	--	--
Total PCBs	ug/L	--	--	--	--	--	--	--	--	--	--
Total Petroleum Hydrocarbons (TPH)											
Total Petroleum Hydrocarbons - Purgeable (GRO)	ug/L	--	--	--	--	--	--	--	--	--	--

APPENDIX G.3

GROUNDWATER QUALITY DATA
RFI REPORT
FORMER MANUAL TRANSMISSIONS OF MUNCIE FACILITY
MUNCIE, INDIANA

AOI		*AOI 11.9*	*AOI 11.9*	*AOI 11.9*	*AOI 11.9*	*AOI 11.9*	*AOI 11.9*	*AOI 11.9*	*AOI 11.9*	*AOI 11.9*	*AOI 11.9*
Sample Location		*MW-21A*	*MW-21A*	*MW-21A*	*MW-21A*	*MW-21A*	*MW-21A*	*MW-21A*	*MW-21A*	*MW-21A*	*MW-21A*
Sample Identification		*MW-21A*	*MW-202*	*MW-21A*	*MW-21A*	*MW-21A*	*MW-21A*	*MW-21A*	*MW-21A*	*GW-17330-100902-EH-021*	*GW-072304-MR-034*
Sample Date		*6/1/1994*	*6/15/1994*	*4/20/1995*	*3/22/1996*	*1/14/1998*	*10/1/1998*	*4/1/1999*	*10/1/2000*	*10/9/2002*	*7/23/2004*
Sample Depth		-	-	-	-	-	-	-	-	-	-
Sample Depth											
	Units										
Metals											
Aluminum	ug/L	--	--	--	--	--	--	--	--	--	--
Antimony	ug/L	--	--	--	--	--	--	--	--	--	--
Arsenic	ug/L	--	--	--	--	--	--	--	--	--	**23[a]**
Arsenic (dissolved)	ug/L	--	--	--	--	--	--	--	--	--	--
Barium	ug/L	--	--	--	--	--	--	--	--	--	160 J
Barium (dissolved)	ug/L	--	--	--	--	--	--	--	--	--	--
Beryllium	ug/L	--	--	--	--	--	--	--	--	--	--
Cadmium	ug/L	--	--	--	--	--	--	--	--	--	0.67 J
Cadmium (dissolved)	ug/L	--	--	--	--	--	--	--	--	--	--
Calcium	ug/L	--	--	--	--	--	--	--	--	--	--
Calcium (dissolved)	ug/L	--	--	--	--	--	--	--	--	--	--
Chromium	ug/L	--	--	--	--	--	--	--	--	--	3.1 J
Chromium (dissolved)	ug/L	--	--	--	--	--	--	--	--	--	--
Cobalt	ug/L	--	--	--	--	--	--	--	--	--	--
Copper	ug/L	--	--	--	--	--	--	--	--	--	--
Copper (dissolved)	ug/L	--	--	--	--	--	--	--	--	--	--
Iron	ug/L	--	--	--	--	--	--	--	--	--	--
Iron (dissolved)	ug/L	--	--	--	--	--	--	--	--	--	--
Lead	ug/L	--	--	--	--	--	--	--	--	--	5.2
Lead (dissolved)	ug/L	--	--	--	--	--	--	--	--	--	--
Magnesium	ug/L	--	--	--	--	--	--	--	--	--	--
Magnesium (dissolved)	ug/L	--	--	--	--	--	--	--	--	--	--
Manganese	ug/L	--	--	--	--	--	--	--	--	--	--
Manganese (dissolved)	ug/L	--	--	--	--	--	--	--	--	--	--
Mercury	ug/L	--	--	--	--	--	--	--	--	--	0.2 U
Mercury (dissolved)	ug/L	--	--	--	--	--	--	--	--	--	--
Nickel	ug/L	--	--	--	--	--	--	--	--	--	--
Nickel (dissolved)	ug/L	--	--	--	--	--	--	--	--	--	--
Potassium	ug/L	--	--	--	--	--	--	--	--	--	--
Selenium	ug/L	--	--	--	--	--	--	--	--	--	5 U
Selenium (dissolved)	ug/L	--	--	--	--	--	--	--	--	--	--
Silver	ug/L	--	--	--	--	--	--	--	--	--	10 U
Silver (dissolved)	ug/L	--	--	--	--	--	--	--	--	--	--
Sodium	ug/L	--	--	--	--	--	--	--	--	--	--
Thallium	ug/L	--	--	--	--	--	--	--	--	--	--
Vanadium	ug/L	--	--	--	--	--	--	--	--	--	--
Zinc	ug/L	--	--	--	--	--	--	--	--	--	--
Zinc (dissolved)	ug/L	--	--	--	--	--	--	--	--	--	--

APPENDIX G.3

GROUNDWATER QUALITY DATA
RFI REPORT
FORMER MANUAL TRANSMISSIONS OF MUNCIE FACILITY
MUNCIE, INDIANA

AOI		*AOI 11.9*	*AOI 11.9*	*AOI 11.9*	*AOI 11.9*	*AOI 11.9*	*AOI 11.9*	*AOI 11.9*	*AOI 11.9*	*AOI 11.9*	*AOI 11.9*
Sample Location		*MW-21A*	*MW-21A*	*MW-21A*	*MW-21A*	*MW-21A*	*MW-21A*	*MW-21A*	*MW-21A*	*MW-21A*	*MW-21A*
Sample Identification		*MW-21A*	*MW-202*	*MW-21A*	*MW-21A*	*MW-21A*	*MW-21A*	*MW-21A*	*MW-21A*	*GW-17330-100902-EH-021*	*GW-072304-MR-034*
Sample Date		*6/1/1994*	*6/15/1994*	*4/20/1995*	*3/22/1996*	*1/14/1998*	*10/1/1998*	*4/1/1999*	*10/1/2000*	*10/9/2002*	*7/23/2004*
Sample Depth		*-*	*-*	*-*	*-*	*-*	*-*	*-*	*-*	*-*	*-*
Sample Depth											
	Units										
Gas											
Ethane	ug/L	--	--	--	--	--	--	--	--	--	--
Ethene	ug/L	--	--	--	--	--	--	--	--	--	--
Methane	ug/L	--	--	--	--	--	--	--	--	--	--
General Chemistry											
Alkalinity, bicarbonate	ug/L	--	--	--	--	--	--	--	--	--	--
Alkalinity, carbonate	ug/L	--	--	--	--	--	--	--	--	--	--
Bicarbonate (as CaCO3)	ug/L	--	--	--	--	--	--	--	--	--	--
Chloride	ug/L	--	--	--	--	--	--	--	--	--	--
Dissolved organic carbon (DOC)	ug/L	--	--	--	--	--	--	--	--	--	--
Hardness	ug/L	--	--	--	--	--	--	--	--	--	--
Hardness, carbonate	ug/L	--	--	--	--	--	--	--	--	--	--
Nitrate (as N)	ug/L	--	--	--	--	--	--	--	--	--	--
Nitrite (as N)	ug/L	--	--	--	--	--	--	--	--	--	--
pH	s.u.	--	--	--	--	--	--	--	--	--	--
Sulfate	ug/L	--	--	--	--	--	--	--	--	--	--
Sulfide	ug/L	--	--	--	--	--	--	--	--	--	--
Total dissolved solids (TDS)	ug/L	--	--	--	--	--	--	--	--	--	--
Total organic carbon (TOC)	ug/L	--	--	--	--	--	--	--	--	--	--

Notes
ug/L - Micrograms per litre
"-" - No value
U - Not detected at the associated reporting limit
J - Estimated concentration
UJ - Not detected; associated reporting limit is estimated
R - Rejected
s.u. - Standard units
nc - No criteria
ND - Non Detect (calculation)
BOLD[abc] Concentration exceeds associated screening level
IDEM Appendix A: Screening Levels Remedation Closure Guide - March 25, 2014
a - Exceeds IDEM residential tap screening levels
b - Exceeds IDEM residential vapor exposure screening levels
c - Exceeds IDEM commercial/industrial vapor screening levels

APPENDIX G.3

GROUNDWATER QUALITY DATA
RFI REPORT
FORMER MANUAL TRANSMISSIONS OF MUNCIE FACILITY
MUNCIE, INDIANA

AOI		*AOI 11.9*	*AOI 11.9*	*AOI 11.9*	*AOI 11.9*	*AOI 11.9*
Sample Location		*MW-21A*	*MW-21A*	*MW-21A*	*MW-21A*	*MW-21A*
Sample Identification		*GW-17330-110404-TP-002*	*GW-17330-110404-TP-003*	*GW-017330-042805-TP-017*	*GW-017330-101805-TP-009*	*GW-017330-051106-PK-024*
Sample Date		*11/4/2004*	*11/4/2004*	*4/28/2005*	*10/18/2005*	*5/11/2006*
Sample Depth		*-*	*-*	*-*	*-*	*-*
Sample Depth						*Duplicate*
	Units					
Volatile Organic Compounds (VOCs)						
Acetone	ug/L	--	--	20 U	11 U	20 J
Benzene	ug/L	**22[a]**	**24[a]**	**16[a]**	**9.2[a]**	**11[a]**
Bromodichloromethane	ug/L	--	--	2.0 U	1.0 U	2.5 U
Bromoform	ug/L	--	--	2.0 U	1.0 U	2.5 U
Bromomethane (Methyl bromide)	ug/L	--	--	2.0 U	1.0 UJ	2.5 U
2-Butanone (Methyl ethyl ketone) (MEK)	ug/L	--	--	20 U	10 U	25 UJ
Carbon disulfide	ug/L	--	--	2.0 U	1.0 U	2.5 U
Carbon tetrachloride	ug/L	--	--	2.0 U	1.0 U	2.5 U
Chlorobenzene	ug/L	--	--	2.0 U	1.0 U	2.5 U
Chloroethane	ug/L	--	--	2.0 U	1.0 U	2.5 U
2-Chloroethyl vinyl ether	ug/L	--	--	--	--	--
Chloroform (Trichloromethane)	ug/L	--	--	2.0 U	0.20 J	2.5 U
Chloromethane (Methyl chloride)	ug/L	--	--	2.0 U	1.0 U	2.5 U
Cyclohexane	ug/L	--	--	46	21	--
1,2-Dibromo-3-chloropropane (DBCP)	ug/L	--	--	4.0 U	2.0 U	--
Dibromochloromethane	ug/L	--	--	2.0 U	1.0 U	2.5 U
1,2-Dibromoethane (Ethylene dibromide)	ug/L	--	--	2.0 U	1.0 U	--
1,2-Dichlorobenzene	ug/L	--	--	2.0 U	1.0 U	--
1,3-Dichlorobenzene	ug/L	--	--	2.0 U	1.0 U	--
1,4-Dichlorobenzene	ug/L	--	--	2.0 U	1.0 U	--
Dichlorodifluoromethane (CFC-12)	ug/L	--	--	2.0 U	1.0 UJ	--
1,1-Dichloroethane	ug/L	--	--	0.56 J	0.64 J	0.59 J
1,2-Dichloroethane	ug/L	--	--	2.0 U	1.0 U	2.5 U
1,2-Dichloroethene (total)	ug/L	--	--	--	--	--
1,1-Dichloroethene	ug/L	--	--	2.0 U	1.0 U	2.5 U
cis-1,2-Dichloroethene	ug/L	--	--	3.7 U	19	2.5 U
trans-1,2-Dichloroethene	ug/L	--	--	2.0 U	6.7	2.5 U
1,2-Dichloropropane	ug/L	--	--	2.0 U	1.0 U	2.5 U
cis-1,3-Dichloropropene	ug/L	--	--	2.0 U	1.0 U	2.5 U
trans-1,3-Dichloropropene	ug/L	--	--	2.0 U	1.0 U	2.5 U
Ethylbenzene	ug/L	0.19 J	0.22 J	0.90 J	0.26 J	2.5 U
2-Hexanone	ug/L	--	--	20 U	10 U	25 UJ
Isopropyl benzene	ug/L	--	--	2.5	1.1	--
Methyl acetate	ug/L	--	--	20 U	10 U	--
Methyl cyclohexane	ug/L	--	--	16	6.8	--
Methyl tert butyl ether (MTBE)	ug/L	5.0 U	5.0 U	10 U	5.0 U	--
4-Methyl-2-pentanone (Methyl isobutyl ketone) (MIBK)	ug/L	--	--	20 U	10 U	25 UJ
Methylene chloride	ug/L	--	--	2.0 U	1.0 U	2.5 UJ
Styrene	ug/L	--	--	2.0 U	1.0 U	2.5 U
VOCs (Continued)						

APPENDIX G.3

GROUNDWATER QUALITY DATA
RFI REPORT
FORMER MANUAL TRANSMISSIONS OF MUNCIE FACILITY
MUNCIE, INDIANA

AOI		*AOI 11.9*	*AOI 11.9*	*AOI 11.9*	*AOI 11.9*	*AOI 11.9*
Sample Location		*MW-21A*	*MW-21A*	*MW-21A*	*MW-21A*	*MW-21A*
Sample Identification		*GW-17330-110404-TP-002*	*GW-17330-110404-TP-003*	*GW-017330-042805-TP-017*	*GW-017330-101805-TP-009*	*GW-017330-051106-PK-024*
Sample Date		*11/4/2004*	*11/4/2004*	*4/28/2005*	*10/18/2005*	*5/11/2006*
Sample Depth		*-*	*-*	*-*	*-*	*-*
Sample Depth						*Duplicate*
	Units					
1,1,2,2-Tetrachloroethane	ug/L	--	--	2.0 U	1.0 U	2.5 U
Tetrachloroethene	ug/L	--	--	2.0 U	1.0 U	2.5 U
Toluene	ug/L	1.0	1.1	1.1 J	0.65 J	0.81 J
1,2,4-Trichlorobenzene	ug/L	--	--	2.0 U	1.0 UJ	--
1,1,1-Trichloroethane	ug/L	--	--	2.0 U	1.0 U	2.5 U
1,1,2-Trichloroethane	ug/L	--	--	2.0 U	1.0 U	2.5 U
Trichloroethene	ug/L	--	--	11 U	**32**[ab]	3
Trichlorofluoromethane (CFC-11)	ug/L	--	--	2.0 U	1.0 U	--
Trifluorotrichloroethane (Freon 113)	ug/L	--	--	2.0 U	1.0 U	--
Vinyl acetate	ug/L	--	--	--	--	--
Vinyl chloride	ug/L	--	--	**2.4**[ab]	**3.5**[ab]	**2.5**[ab]
Xylenes (total)	ug/L	1.7 J	1.8 J	2.1 J	1.0 J	1.5 J
Semi-Volatile Organic Compounds (SVOCs)						
Acenaphthene	ug/L	--	--	0.50 U	0.50 U	0.2 U
Acenaphthylene	ug/L	--	--	2.0 U	2.0 U	0.2 U
Acetonitrile	ug/L	--	--	--	--	--
Acetophenone	ug/L	--	--	--	--	1 U
2-Acetylaminofluorene	ug/L	--	--	--	--	--
Acrolein	ug/L	--	--	--	--	--
Acrylonitrile	ug/L	--	--	--	--	--
Allyl chloride	ug/L	--	--	--	--	--
4-Aminobiphenyl	ug/L	--	--	--	--	--
Aniline	ug/L	--	--	--	--	--
Anthracene	ug/L	--	--	0.10 U	0.10 U	0.2 U
Aramite	ug/L	--	--	--	--	--
Atrazine	ug/L	--	--	--	--	1 U
Benzaldehyde	ug/L	--	--	--	--	1 U
Benzidine	ug/L	--	--	--	--	--
Benzo(a)anthracene	ug/L	--	--	0.10 U	0.10 U	0.2 U
Benzo(a)pyrene	ug/L	--	--	0.10 U	0.10 U	0.2 U
Benzo(b)fluoranthene	ug/L	--	--	0.10 U	0.10 U	0.2 U
Benzo(g,h,i)perylene	ug/L	--	--	0.10 UJ	0.10 U	0.2 U
Benzo(k)fluoranthene	ug/L	--	--	0.10 U	0.10 U	0.2 U
Benzoic acid	ug/L	--	--	--	--	--
Benzyl alcohol	ug/L	--	--	--	--	--
Biphenyl (1,1-Biphenyl)	ug/L	--	--	--	--	1 U
4-Bromophenyl phenyl ether	ug/L	--	--	--	--	2 U
Butyl benzylphthalate (BBP)	ug/L	--	--	--	--	1 U
Caprolactam	ug/L	--	--	--	--	5 U
Carbazole	ug/L	--	--	--	--	1 U
4-Chloro-3-methylphenol	ug/L	--	--	--	--	2 U
4-Chloroaniline	ug/L	--	--	--	--	2 U
Chlorobenzilate	ug/L	--	--	--	--	--
bis(2-Chloroethoxy)methane	ug/L	--	--	--	--	1 U
bis(2-Chloroethyl)ether	ug/L	--	--	--	--	1 U

APPENDIX G.3

GROUNDWATER QUALITY DATA
RFI REPORT
FORMER MANUAL TRANSMISSIONS OF MUNCIE FACILITY
MUNCIE, INDIANA

AOI		*AOI 11.9*	*AOI 11.9*	*AOI 11.9*	*AOI 11.9*	*AOI 11.9*
Sample Location		*MW-21A*	*MW-21A*	*MW-21A*	*MW-21A*	*MW-21A*
Sample Identification		*GW-17330-110404-TP-002*	*GW-17330-110404-TP-003*	*GW-017330-042805-TP-017*	*GW-017330-101805-TP-009*	*GW-017330-051106-PK-024*
Sample Date		*11/4/2004*	*11/4/2004*	*4/28/2005*	*10/18/2005*	*5/11/2006*
Sample Depth		*-*	*-*	*-*	*-*	*-*
Sample Depth						*Duplicate*
	Units					
2-Chloronaphthalene	ug/L	--	--	--	--	1 U
2-Chlorophenol	ug/L	--	--	--	--	1 U
4-Chlorophenyl phenyl ether	ug/L	--	--	--	--	2 U
Chloroprene	ug/L	--	--	--	--	--
Chrysene	ug/L	--	--	0.10 U	0.10 U	0.2 U
Cresol isomers	ug/L	--	--	--	--	--
Diallate	ug/L	--	--	--	--	--
Dibenz(a,h)anthracene	ug/L	--	--	0.10 U	0.10 U	0.2 U
Dibenzofuran	ug/L	--	--	--	--	1 U
Dibromochloromethane	ug/L	--	--	--	--	--
Dibromomethane	ug/L	--	--	--	--	--
trans-1,4-Dichloro-2-butene	ug/L	--	--	--	--	--
3,3'-Dichlorobenzidine	ug/L	--	--	--	--	5 U
2,4-Dichlorophenol	ug/L	--	--	--	--	2 U
2,6-Dichlorophenol	ug/L	--	--	--	--	--
Diethyl phthalate	ug/L	--	--	--	--	1 U
Dimethoate	ug/L	--	--	--	--	--
Dimethyl phthalate	ug/L	--	--	--	--	1 U
p-Dimethylaminoazobenzene A	ug/L	--	--	--	--	--
7,12-Dimethylbenz(a)anthracene	ug/L	--	--	--	--	--
3,3-Dimethylbenzidine	ug/L	--	--	--	--	--
a,a-Dimethylphenethylamine	ug/L	--	--	--	--	--
2,4-Dimethylphenol	ug/L	--	--	--	--	2 U
Di-n-butylphthalate (DBP)	ug/L	--	--	--	--	1 U
4,6-Dinitro-2-methylphenol	ug/L	--	--	--	--	5 U
Dinitrobenzene, NOS	ug/L	--	--	--	--	--
2,4-Dinitrophenol	ug/L	--	--	--	--	5 U
2,4-Dinitrotoluene	ug/L	--	--	--	--	5 U
2,6-Dinitrotoluene	ug/L	--	--	--	--	5 U
Di-n-octyl phthalate (DnOP)	ug/L	--	--	--	--	1 U
1,4-Dioxane	ug/L	--	--	--	--	--
Diphenylamine	ug/L	--	--	--	--	--
1,2-Diphenylhydrazine	ug/L	--	--	--	--	--
Disulfoton	ug/L	--	--	--	--	--

APPENDIX G.3

GROUNDWATER QUALITY DATA
RFI REPORT
FORMER MANUAL TRANSMISSIONS OF MUNCIE FACILITY
MUNCIE, INDIANA

AOI		*AOI 11.9*	*AOI 11.9*	*AOI 11.9*	*AOI 11.9*	*AOI 11.9*
Sample Location		*MW-21A*	*MW-21A*	*MW-21A*	*MW-21A*	*MW-21A*
Sample Identification		*GW-17330-110404-TP-002*	*GW-17330-110404-TP-003*	*GW-017330-042805-TP-017*	*GW-017330-101805-TP-009*	*GW-017330-051106-PK-024*
Sample Date		*11/4/2004*	*11/4/2004*	*4/28/2005*	*10/18/2005*	*5/11/2006*
Sample Depth		*-*	*-*	*-*	*-*	*-*
Sample Depth						*Duplicate*
	Units					
SVOCs (Continued)						
Ethyl methacrylate	ug/L	--	--	--	--	--
Ethyl methanesulfonate	ug/L	--	--	--	--	--
bis(2-Ethylhexyl)phthalate (DEHP)	ug/L	--	--	--	--	1 U
Famphur	ug/L	--	--	--	--	--
Fluoranthene	ug/L	--	--	0.10 UJ	0.10 U	0.2 U
Fluorene	ug/L	--	--	0.10 U	0.10 U	0.2 U
Hexachlorobenzene	ug/L	--	--	--	--	0.2 U
Hexachlorobutadiene	ug/L	--	--	--	--	1 U
Hexachlorocyclopentadiene	ug/L	--	--	--	--	10 U
Hexachloroethane	ug/L	--	--	--	--	1 U
Hexachlorophene A	ug/L	--	--	--	--	--
Hexachloropropene	ug/L	--	--	--	--	--
Indeno(1,2,3-cd)pyrene	ug/L	--	--	0.10 UJ	0.10 U	0.2 U
Iodomethane	ug/L	--	--	--	--	--
Isodrin	ug/L	--	--	--	--	--
Isophorone	ug/L	--	--	--	--	1 U
Isosafrole	ug/L	--	--	--	--	--
Kepone	ug/L	--	--	--	--	--
Methapyrilene	ug/L	--	--	--	--	--
Methyl acrylonitrile	ug/L	--	--	--	--	--
Methyl methacrylate	ug/L	--	--	--	--	--
Methyl methanesulfonate	ug/L	--	--	--	--	--
Methyl parathion	ug/L	--	--	--	--	--
3-Methylcholanthrene	ug/L	--	--	--	--	--
2-Methylnaphthalene	ug/L	--	--	--	--	2.3
2-Methylphenol	ug/L	--	--	--	--	1 U
3&4-Methylphenol	ug/L	--	--	--	--	--
4-Methylphenol	ug/L	--	--	--	--	1 U
Naphthalene	ug/L	--	--	**2.5**[a]	1.2	**4.5**[a]
1,4-Naphthoquinone	ug/L	--	--	--	--	--
1-Naphthylamine	ug/L	--	--	--	--	--
2-Naphthylamine	ug/L	--	--	--	--	--
2-Nitroaniline	ug/L	--	--	--	--	2 U
3-Nitroaniline	ug/L	--	--	--	--	2 U
4-Nitroaniline	ug/L	--	--	--	--	2 U
Nitrobenzene	ug/L	--	--	--	--	1 U
2-Nitrophenol	ug/L	--	--	--	--	2 U
4-Nitrophenol	ug/L	--	--	--	--	5 U
4-Nitroquinoline-N-oxide	ug/L	--	--	--	--	--
N-Nitrosodi-n-butylamine	ug/L	--	--	--	--	--
N-Nitrosodi-n-propylamine	ug/L	--	--	--	--	1 U
N-Nitrosodiphenylamine	ug/L	--	--	--	--	1 U
N-Nitrosodiethylamine	ug/L	--	--	--	--	--
N-Nitrosodimethylamine	ug/L	--	--	--	--	--
N-Nitrosomethylethylamine	ug/L	--	--	--	--	--

APPENDIX G.3

GROUNDWATER QUALITY DATA
RFI REPORT
FORMER MANUAL TRANSMISSIONS OF MUNCIE FACILITY
MUNCIE, INDIANA

AOI		*AOI 11.9*	*AOI 11.9*	*AOI 11.9*	*AOI 11.9*	*AOI 11.9*
Sample Location		*MW-21A*	*MW-21A*	*MW-21A*	*MW-21A*	*MW-21A*
Sample Identification		*GW-17330-110404-TP-002*	*GW-17330-110404-TP-003*	*GW-017330-042805-TP-017*	*GW-017330-101805-TP-009*	*GW-017330-051106-PK-024*
Sample Date		*11/4/2004*	*11/4/2004*	*4/28/2005*	*10/18/2005*	*5/11/2006*
Sample Depth		*-*	*-*	*-*	*-*	*-*
Sample Depth						*Duplicate*
	Units					
SVOCs (Continued)						
N-Nitrosomorpholine	ug/L	--	--	--	--	--
N-Nitrosopiperidine	ug/L	--	--	--	--	--
N-Nitrosopyrrolidine	ug/L	--	--	--	--	--
2,2'-Oxybis(1-chloropropane) (bis(2-Chloroisopropyl) ether)	ug/L	--	--	--	--	1 U
Pentachlorobenzene	ug/L	--	--	--	--	--
Pentachloroethane	ug/L	--	--	--	--	--
Pentachloronitrobenzene	ug/L	--	--	--	--	--
Pentachlorophenol	ug/L	--	--	--	--	5 U
Phenacetin	ug/L	--	--	--	--	--
Phenanthrene	ug/L	--	--	0.10 U	0.10 U	0.2 U
Phenol	ug/L	--	--	--	--	1 U
p-Phenylenediamine	ug/L	--	--	--	--	--
Phorate	ug/L	--	--	--	--	--
2-Picoline	ug/L	--	--	--	--	--
Pronamide	ug/L	--	--	--	--	--
Propionitrile (ethyl cyanide)	ug/L	--	--	--	--	--
Pyrene	ug/L	--	--	0.10 U	0.10 U	0.2 U
Pyridine	ug/L	--	--	--	--	--
Safrole	ug/L	--	--	--	--	--
1,2,4,5-Tetrachlorobenzene	ug/L	--	--	--	--	--
1,1,1,2-Tetrachloroethane	ug/L	--	--	--	--	--
2,3,4,6-Tetrachlorophenol	ug/L	--	--	--	--	--
Thionazin (O,O-diethyl-O-2-pyrazinyl phosphorothioate)	ug/L	--	--	--	--	--
o-Toluidine A	ug/L	--	--	--	--	--
5-Nitro-2-toluidine	ug/L	--	--	--	--	--
2,4,5-Trichlorophenol	ug/L	--	--	--	--	5 U
2,4,6-Trichlorophenol	ug/L	--	--	--	--	5 U
1,2,3-Trichloropropane	ug/L	--	--	--	--	--
0,0,0-Triethylphosphorothioate	ug/L	--	--	--	--	--
1,3,5-Trinitrobenzene	ug/L	--	--	--	--	--
PCBs						
Aroclor-1016 (PCB-1016)	ug/L	--	--	--	--	--
Aroclor-1221 (PCB-1221)	ug/L	--	--	--	--	--
Aroclor-1232 (PCB-1232)	ug/L	--	--	--	--	--
Aroclor-1242 (PCB-1242)	ug/L	--	--	--	--	--
Aroclor-1248 (PCB-1248)	ug/L	--	--	--	--	--
Aroclor-1254 (PCB-1254)	ug/L	--	--	--	--	--
Aroclor-1260 (PCB-1260)	ug/L	--	--	--	--	--
Total PCBs	ug/L	--	--	--	--	--
Total Petroleum Hydrocarbons (TPH)						
Total Petroleum Hydrocarbons - Purgeable (GRO)	ug/L	160	140	--	--	--

APPENDIX G.3

GROUNDWATER QUALITY DATA
RFI REPORT
FORMER MANUAL TRANSMISSIONS OF MUNCIE FACILITY
MUNCIE, INDIANA

AOI		*AOI 11.9*	*AOI 11.9*	*AOI 11.9*	*AOI 11.9*	*AOI 11.9*
Sample Location		*MW-21A*	*MW-21A*	*MW-21A*	*MW-21A*	*MW-21A*
Sample Identification		*GW-17330-110404-TP-002*	*GW-17330-110404-TP-003*	*GW-017330-042805-TP-017*	*GW-017330-101805-TP-009*	*GW-017330-051106-PK-024*
Sample Date		*11/4/2004*	*11/4/2004*	*4/28/2005*	*10/18/2005*	*5/11/2006*
Sample Depth		*-*	*-*	*-*	*-*	*-*
Sample Depth						*Duplicate*
	Units					
Metals						
Aluminum	ug/L	--	--	--	--	--
Antimony	ug/L	--	--	--	--	--
Arsenic	ug/L	--	--	**28**[a]	**54**[a]	**31.3**[a]
Arsenic (dissolved)	ug/L	--	--	--	--	**30.3**[a]
Barium	ug/L	--	--	200	180 J	179 J
Barium (dissolved)	ug/L	--	--	--	--	198 J
Beryllium	ug/L	--	--	--	--	--
Cadmium	ug/L	--	--	5 U	5 U	5 U
Cadmium (dissolved)	ug/L	--	--	--	--	5 U
Calcium	ug/L	--	--	--	--	--
Calcium (dissolved)	ug/L	--	--	--	--	--
Chromium	ug/L	--	--	10 U	10 U	10 U
Chromium (dissolved)	ug/L	--	--	--	--	10 U
Cobalt	ug/L	--	--	--	--	--
Copper	ug/L	--	--	--	--	--
Copper (dissolved)	ug/L	--	--	--	--	--
Iron	ug/L	--	--	--	--	--
Iron (dissolved)	ug/L	--	--	--	--	--
Lead	ug/L	--	--	3 U	1.8 J	2.7 J
Lead (dissolved)	ug/L	--	--	--	--	3 U
Magnesium	ug/L	--	--	--	--	--
Magnesium (dissolved)	ug/L	--	--	--	--	--
Manganese	ug/L	--	--	--	--	--
Manganese (dissolved)	ug/L	--	--	--	--	--
Mercury	ug/L	--	--	0.2 U	0.2 U	0.2 U
Mercury (dissolved)	ug/L	--	--	--	--	0.2 U
Nickel	ug/L	--	--	--	--	--
Nickel (dissolved)	ug/L	--	--	--	--	--
Potassium	ug/L	--	--	--	--	--
Selenium	ug/L	--	--	5 U	5 U	5 U
Selenium (dissolved)	ug/L	--	--	--	--	5 U
Silver	ug/L	--	--	10 U	10 U	10 U
Silver (dissolved)	ug/L	--	--	--	--	10 U
Sodium	ug/L	--	--	--	--	--
Thallium	ug/L	--	--	--	--	--
Vanadium	ug/L	--	--	--	--	--
Zinc	ug/L	--	--	--	--	--
Zinc (dissolved)	ug/L	--	--	--	--	--

APPENDIX G.3

GROUNDWATER QUALITY DATA
RFI REPORT
FORMER MANUAL TRANSMISSIONS OF MUNCIE FACILITY
MUNCIE, INDIANA

AOI		***AOI 11.9***	***AOI 11.9***	***AOI 11.9***	***AOI 11.9***	***AOI 11.9***
Sample Location		***MW-21A***	***MW-21A***	***MW-21A***	***MW-21A***	***MW-21A***
Sample Identification		***GW-17330-110404-TP-002***	***GW-17330-110404-TP-003***	***GW-017330-042805-TP-017***	***GW-017330-101805-TP-009***	***GW-017330-051106-PK-024***
Sample Date		***11/4/2004***	***11/4/2004***	***4/28/2005***	***10/18/2005***	***5/11/2006***
Sample Depth		***-***	***-***	***-***	***-***	***-***
Sample Depth						***Duplicate***
	Units					
Gas						
Ethane	ug/L	--	--	--	--	--
Ethene	ug/L	--	--	--	--	--
Methane	ug/L	--	--	--	--	--
General Chemistry						
Alkalinity, bicarbonate	ug/L	--	--	--	--	--
Alkalinity, carbonate	ug/L	--	--	--	--	--
Bicarbonate (as CaCO3)	ug/L	--	--	--	--	--
Chloride	ug/L	--	--	--	--	--
Dissolved organic carbon (DOC)	ug/L	--	--	--	--	--
Hardness	ug/L	--	--	--	--	--
Hardness, carbonate	ug/L	--	--	--	--	--
Nitrate (as N)	ug/L	--	--	--	--	--
Nitrite (as N)	ug/L	--	--	--	--	--
pH	s.u.	--	--	--	--	--
Sulfate	ug/L	--	--	--	--	--
Sulfide	ug/L	--	--	--	--	--
Total dissolved solids (TDS)	ug/L	--	--	--	--	--
Total organic carbon (TOC)	ug/L	--	--	--	--	--

Notes
ug/L - Micrograms per litre
"-" - No value
U - Not detected at the associated reporting limit
J - Estimated concentration
UJ - Not detected; associated reporting limit is estimated
R - Rejected
s.u. - Standard units
nc - No criteria
ND - Non Detect (calculation)
BOLD[abc] Concentration exceeds associated screening level
IDEM Appendix A: Screening Levels Remedation Closure Guide - March 25, 2014
a - Exceeds IDEM residential tap screening levels
b - Exceeds IDEM residential vapor exposure screening levels
c - Exceeds IDEM commercial/industrial vapor screening levels

APPENDIX G.3

GROUNDWATER QUALITY DATA
RFI REPORT
FORMER MANUAL TRANSMISSIONS OF MUNCIE FACILITY
MUNCIE, INDIANA

AOI		*AOI 35*	*AOI 11.9*	*AOI 11.9*	*AOI 11.9*	*AOI 11.9*
Sample Location		*MW-21A*	*MW-21A*	*MW-21A*	*MW-21A*	*MW-21A*
Sample Identification		*GW-17324-030210-GL-008*	*GW-17324-120711-EM-012*	*GW-17324-120711-EM-013*	*GW-017324-031413-SM-001*	*GW-017324-050614-SM-037*
Sample Date		*3/2/2010*	*12/7/2011*	*12/7/2011*	*3/14/2013*	*5/6/2014*
Sample Depth		-	-	-	-	-
Sample Depth						
	Units					
Volatile Organic Compounds (VOCs)						
Acetone	ug/L	--	10 U	13	--	10 U
Benzene	ug/L	--	1.3	1.4	--	2.2
Bromodichloromethane	ug/L	--	1.0 U	1.0 U	--	1.0 U
Bromoform	ug/L	--	1.0 U	1.0 U	--	1.0 U
Bromomethane (Methyl bromide)	ug/L	--	1.0 U	1.0 U	--	1.0 U
2-Butanone (Methyl ethyl ketone) (MEK)	ug/L	--	10 U	10 U	--	10 U
Carbon disulfide	ug/L	--	1.0 U	1.0 U	--	1.0 U
Carbon tetrachloride	ug/L	--	1.0 U	1.0 U	--	1.0 U
Chlorobenzene	ug/L	--	1.0 U	1.0 U	--	1.0 U
Chloroethane	ug/L	--	0.63 J	0.90 J	--	1.0 U
2-Chloroethyl vinyl ether	ug/L	--	--	--	--	--
Chloroform (Trichloromethane)	ug/L	--	1.0 U	1.0 U	--	1.0 U
Chloromethane (Methyl chloride)	ug/L	--	1.0 U	1.0 U	--	1.0 U
Cyclohexane	ug/L	--	1.0 UJ	4.5 J	--	16
1,2-Dibromo-3-chloropropane (DBCP)	ug/L	--	2.0 U	2.0 U	--	2.0 U
Dibromochloromethane	ug/L	--	1.0 U	1.0 U	--	1.0 U
1,2-Dibromoethane (Ethylene dibromide)	ug/L	--	1.0 U	1.0 U	--	1.0 U
1,2-Dichlorobenzene	ug/L	--	1.0 U	1.0 U	--	1.0 U
1,3-Dichlorobenzene	ug/L	--	1.0 U	1.0 U	--	1.0 U
1,4-Dichlorobenzene	ug/L	--	1.0 U	1.0 U	--	1.0 U
Dichlorodifluoromethane (CFC-12)	ug/L	--	1.0 U	1.0 U	--	1.0 U
1,1-Dichloroethane	ug/L	--	1.1	1.3	--	1.0 U
1,2-Dichloroethane	ug/L	--	1.0 U	1.0 U	--	1.0 U
1,2-Dichloroethene (total)	ug/L	--	--	--	--	--
1,1-Dichloroethene	ug/L	--	1.0 U	1.0 U	--	1.0 U
cis-1,2-Dichloroethene	ug/L	--	1.4	1.6	--	3.4
trans-1,2-Dichloroethene	ug/L	--	1.0 U	1.0 U	--	1.0 U
1,2-Dichloropropane	ug/L	--	1.0 U	1.0 U	--	1.0 U
cis-1,3-Dichloropropene	ug/L	--	1.0 U	1.0 U	--	1.0 U
trans-1,3-Dichloropropene	ug/L	--	1.0 U	1.0 U	--	1.0 U
Ethylbenzene	ug/L	--	1.0 U	1.0 U	--	0.19 J
2-Hexanone	ug/L	--	10 U	10 U	--	10 U
Isopropyl benzene	ug/L	--	0.16 J	0.16 J	--	0.98 J
Methyl acetate	ug/L	--	10 U	10 U	--	10 U
Methyl cyclohexane	ug/L	--	1.0 U	1.0 U	--	4.6
Methyl tert butyl ether (MTBE)	ug/L	--	5.0 U	5.0 U	--	1.0 U
4-Methyl-2-pentanone (Methyl isobutyl ketone) (MIBK)	ug/L	--	10 U	10 U	--	10 U
Methylene chloride	ug/L	--	1.0 U	1.0 U	--	1.0 U
Styrene	ug/L	--	1.0 U	1.0 U	--	1.0 U
VOCs (Continued)						

APPENDIX G.3

GROUNDWATER QUALITY DATA
RFI REPORT
FORMER MANUAL TRANSMISSIONS OF MUNCIE FACILITY
MUNCIE, INDIANA

AOI		*AOI 35*	*AOI 11.9*	*AOI 11.9*	*AOI 11.9*	*AOI 11.9*
Sample Location		*MW-21A*	*MW-21A*	*MW-21A*	*MW-21A*	*MW-21A*
Sample Identification		*GW-17324-030210-GL-008*	*GW-17324-120711-EM-012*	*GW-17324-120711-EM-013*	*GW-017324-031413-SM-001*	*GW-017324-050614-SM-037*
Sample Date		*3/2/2010*	*12/7/2011*	*12/7/2011*	*3/14/2013*	*5/6/2014*
Sample Depth		*-*	*-*	*-*	*-*	*-*
Sample Depth						
	Units					
1,1,2,2-Tetrachloroethane	ug/L	--	1.0 U	1.0 U	--	1.0 U
Tetrachloroethene	ug/L	--	0.95 J	0.90 J	--	1.0 U
Toluene	ug/L	--	1.0 U	1.0 U	--	0.18 J
1,2,4-Trichlorobenzene	ug/L	--	1.0 U	1.0 U	--	1.0 U
1,1,1-Trichloroethane	ug/L	--	1.0 U	1.0 U	--	1.0 U
1,1,2-Trichloroethane	ug/L	--	1.0 U	1.0 U	--	1.0 U
Trichloroethene	ug/L	--	0.34 J	0.38 J	--	0.22 J
Trichlorofluoromethane (CFC-11)	ug/L	--	1.0 U	1.0 U	--	1.0 U
Trifluorotrichloroethane (Freon 113)	ug/L	--	1.0 U	1.0 U	--	1.0 U
Vinyl acetate	ug/L	--	--	--	--	--
Vinyl chloride	ug/L	--	1.0 U	0.67 J	--	1.7
Xylenes (total)	ug/L	--	2.0 U	2.0 U	--	0.29 J
Semi-Volatile Organic Compounds (SVOCs)						
Acenaphthene	ug/L	--	--	--	--	--
Acenaphthylene	ug/L	--	--	--	--	--
Acetonitrile	ug/L	--	--	--	--	--
Acetophenone	ug/L	--	--	--	--	--
2-Acetylaminofluorene	ug/L	--	--	--	--	--
Acrolein	ug/L	--	--	--	--	--
Acrylonitrile	ug/L	--	--	--	--	--
Allyl chloride	ug/L	--	--	--	--	--
4-Aminobiphenyl	ug/L	--	--	--	--	--
Aniline	ug/L	--	--	--	--	--
Anthracene	ug/L	--	--	--	--	--
Aramite	ug/L	--	--	--	--	--
Atrazine	ug/L	--	--	--	--	--
Benzaldehyde	ug/L	--	--	--	--	--
Benzidine	ug/L	--	--	--	--	--
Benzo(a)anthracene	ug/L	--	--	--	--	--
Benzo(a)pyrene	ug/L	--	--	--	--	--
Benzo(b)fluoranthene	ug/L	--	--	--	--	--
Benzo(g,h,i)perylene	ug/L	--	--	--	--	--
Benzo(k)fluoranthene	ug/L	--	--	--	--	--
Benzoic acid	ug/L	--	--	--	--	--
Benzyl alcohol	ug/L	--	--	--	--	--
Biphenyl (1,1-Biphenyl)	ug/L	--	--	--	--	--
4-Bromophenyl phenyl ether	ug/L	--	--	--	--	--
Butyl benzylphthalate (BBP)	ug/L	--	--	--	--	--
Caprolactam	ug/L	--	--	--	--	--
Carbazole	ug/L	--	--	--	--	--
4-Chloro-3-methylphenol	ug/L	--	--	--	--	--
4-Chloroaniline	ug/L	--	--	--	--	--
Chlorobenzilate	ug/L	--	--	--	--	--
bis(2-Chloroethoxy)methane	ug/L	--	--	--	--	--
bis(2-Chloroethyl)ether	ug/L	--	--	--	--	--

APPENDIX G.3

GROUNDWATER QUALITY DATA
RFI REPORT
FORMER MANUAL TRANSMISSIONS OF MUNCIE FACILITY
MUNCIE, INDIANA

AOI		*AOI 35*	*AOI 11.9*	*AOI 11.9*	*AOI 11.9*	*AOI 11.9*
Sample Location		*MW-21A*	*MW-21A*	*MW-21A*	*MW-21A*	*MW-21A*
Sample Identification		*GW-17324-030210-GL-008*	*GW-17324-120711-EM-012*	*GW-17324-120711-EM-013*	*GW-017324-031413-SM-001*	*GW-017324-050614-SM-037*
Sample Date		*3/2/2010*	*12/7/2011*	*12/7/2011*	*3/14/2013*	*5/6/2014*
Sample Depth		*-*	*-*	*-*	*-*	*-*
Sample Depth						
	Units					
2-Chloronaphthalene	ug/L	--	--	--	--	--
2-Chlorophenol	ug/L	--	--	--	--	--
4-Chlorophenyl phenyl ether	ug/L	--	--	--	--	--
Chloroprene	ug/L	--	--	--	--	--
Chrysene	ug/L	--	--	--	--	--
Cresol isomers	ug/L	--	--	--	--	--
Diallate	ug/L	--	--	--	--	--
Dibenz(a,h)anthracene	ug/L	--	--	--	--	--
Dibenzofuran	ug/L	--	--	--	--	--
Dibromochloromethane	ug/L	--	--	--	--	--
Dibromomethane	ug/L	--	--	--	--	--
trans-1,4-Dichloro-2-butene	ug/L	--	--	--	--	--
3,3'-Dichlorobenzidine	ug/L	--	--	--	--	--
2,4-Dichlorophenol	ug/L	--	--	--	--	--
2,6-Dichlorophenol	ug/L	--	--	--	--	--
Diethyl phthalate	ug/L	--	--	--	--	--
Dimethoate	ug/L	--	--	--	--	--
Dimethyl phthalate	ug/L	--	--	--	--	--
p-Dimethylaminoazobenzene A	ug/L	--	--	--	--	--
7,12-Dimethylbenz(a)anthracene	ug/L	--	--	--	--	--
3,3-Dimethylbenzidine	ug/L	--	--	--	--	--
a,a-Dimethylphenethylamine	ug/L	--	--	--	--	--
2,4-Dimethylphenol	ug/L	--	--	--	--	--
Di-n-butylphthalate (DBP)	ug/L	--	--	--	--	--
4,6-Dinitro-2-methylphenol	ug/L	--	--	--	--	--
Dinitrobenzene, NOS	ug/L	--	--	--	--	--
2,4-Dinitrophenol	ug/L	--	--	--	--	--
2,4-Dinitrotoluene	ug/L	--	--	--	--	--
2,6-Dinitrotoluene	ug/L	--	--	--	--	--
Di-n-octyl phthalate (DnOP)	ug/L	--	--	--	--	--
1,4-Dioxane	ug/L	--	--	--	--	--
Diphenylamine	ug/L	--	--	--	--	--
1,2-Diphenylhydrazine	ug/L	--	--	--	--	--
Disulfoton	ug/L	--	--	--	--	--

APPENDIX G.3

GROUNDWATER QUALITY DATA
RFI REPORT
FORMER MANUAL TRANSMISSIONS OF MUNCIE FACILITY
MUNCIE, INDIANA

AOI		*AOI 35*	*AOI 11.9*	*AOI 11.9*	*AOI 11.9*	*AOI 11.9*
Sample Location		*MW-21A*	*MW-21A*	*MW-21A*	*MW-21A*	*MW-21A*
Sample Identification		*GW-17324-030210-GL-008*	*GW-17324-120711-EM-012*	*GW-17324-120711-EM-013*	*GW-017324-031413-SM-001*	*GW-017324-050614-SM-037*
Sample Date		*3/2/2010*	*12/7/2011*	*12/7/2011*	*3/14/2013*	*5/6/2014*
Sample Depth		*-*	*-*	*-*	*-*	*-*
Sample Depth						
	Units					
SVOCs (Continued)						
Ethyl methacrylate	ug/L	--	--	--	--	--
Ethyl methanesulfonate	ug/L	--	--	--	--	--
bis(2-Ethylhexyl)phthalate (DEHP)	ug/L	--	--	--	--	--
Famphur	ug/L	--	--	--	--	--
Fluoranthene	ug/L	--	--	--	--	--
Fluorene	ug/L	--	--	--	--	--
Hexachlorobenzene	ug/L	--	--	--	--	--
Hexachlorobutadiene	ug/L	--	--	--	--	--
Hexachlorocyclopentadiene	ug/L	--	--	--	--	--
Hexachloroethane	ug/L	--	--	--	--	--
Hexachlorophene A	ug/L	--	--	--	--	--
Hexachloropropene	ug/L	--	--	--	--	--
Indeno(1,2,3-cd)pyrene	ug/L	--	--	--	--	--
Iodomethane	ug/L	--	--	--	--	--
Isodrin	ug/L	--	--	--	--	--
Isophorone	ug/L	--	--	--	--	--
Isosafrole	ug/L	--	--	--	--	--
Kepone	ug/L	--	--	--	--	--
Methapyrilene	ug/L	--	--	--	--	--
Methyl acrylonitrile	ug/L	--	--	--	--	--
Methyl methacrylate	ug/L	--	--	--	--	--
Methyl methanesulfonate	ug/L	--	--	--	--	--
Methyl parathion	ug/L	--	--	--	--	--
3-Methylcholanthrene	ug/L	--	--	--	--	--
2-Methylnaphthalene	ug/L	--	--	--	--	--
2-Methylphenol	ug/L	--	--	--	--	--
3&4-Methylphenol	ug/L	--	--	--	--	--
4-Methylphenol	ug/L	--	--	--	--	--
Naphthalene	ug/L	--	--	--	--	--
1,4-Naphthoquinone	ug/L	--	--	--	--	--
1-Naphthylamine	ug/L	--	--	--	--	--
2-Naphthylamine	ug/L	--	--	--	--	--
2-Nitroaniline	ug/L	--	--	--	--	--
3-Nitroaniline	ug/L	--	--	--	--	--
4-Nitroaniline	ug/L	--	--	--	--	--
Nitrobenzene	ug/L	--	--	--	--	--
2-Nitrophenol	ug/L	--	--	--	--	--
4-Nitrophenol	ug/L	--	--	--	--	--
4-Nitroquinoline-N-oxide	ug/L	--	--	--	--	--
N-Nitrosodi-n-butylamine	ug/L	--	--	--	--	--
N-Nitrosodi-n-propylamine	ug/L	--	--	--	--	--
N-Nitrosodiphenylamine	ug/L	--	--	--	--	--
N-Nitrosodiethylamine	ug/L	--	--	--	--	--
N-Nitrosodimethylamine	ug/L	--	--	--	--	--
N-Nitrosomethylethylamine	ug/L	--	--	--	--	--

APPENDIX G.3

GROUNDWATER QUALITY DATA
RFI REPORT
FORMER MANUAL TRANSMISSIONS OF MUNCIE FACILITY
MUNCIE, INDIANA

AOI		*AOI 35*	*AOI 11.9*	*AOI 11.9*	*AOI 11.9*	*AOI 11.9*
Sample Location		*MW-21A*	*MW-21A*	*MW-21A*	*MW-21A*	*MW-21A*
Sample Identification		*GW-17324-030210-GL-008*	*GW-17324-120711-EM-012*	*GW-17324-120711-EM-013*	*GW-017324-031413-SM-001*	*GW-017324-050614-SM-037*
Sample Date		*3/2/2010*	*12/7/2011*	*12/7/2011*	*3/14/2013*	*5/6/2014*
Sample Depth		*-*	*-*	*-*	*-*	*-*
Sample Depth						
	Units					
SVOCs (Continued)						
N-Nitrosomorpholine	ug/L	--	--	--	--	--
N-Nitrosopiperidine	ug/L	--	--	--	--	--
N-Nitrosopyrrolidine	ug/L	--	--	--	--	--
2,2'-Oxybis(1-chloropropane) (bis(2-Chloroisopropyl) ether)	ug/L	--	--	--	--	--
Pentachlorobenzene	ug/L	--	--	--	--	--
Pentachloroethane	ug/L	--	--	--	--	--
Pentachloronitrobenzene	ug/L	--	--	--	--	--
Pentachlorophenol	ug/L	--	--	--	--	--
Phenacetin	ug/L	--	--	--	--	--
Phenanthrene	ug/L	--	--	--	--	--
Phenol	ug/L	--	--	--	--	--
p-Phenylenediamine	ug/L	--	--	--	--	--
Phorate	ug/L	--	--	--	--	--
2-Picoline	ug/L	--	--	--	--	--
Pronamide	ug/L	--	--	--	--	--
Propionitrile (ethyl cyanide)	ug/L	--	--	--	--	--
Pyrene	ug/L	--	--	--	--	--
Pyridine	ug/L	--	--	--	--	--
Safrole	ug/L	--	--	--	--	--
1,2,4,5-Tetrachlorobenzene	ug/L	--	--	--	--	--
1,1,1,2-Tetrachloroethane	ug/L	--	--	--	--	--
2,3,4,6-Tetrachlorophenol	ug/L	--	--	--	--	--
Thionazin (O,O-diethyl-O-2-pyrazinyl phosphorothioate)	ug/L	--	--	--	--	--
o-Toluidine A	ug/L	--	--	--	--	--
5-Nitro-2-toluidine	ug/L	--	--	--	--	--
2,4,5-Trichlorophenol	ug/L	--	--	--	--	--
2,4,6-Trichlorophenol	ug/L	--	--	--	--	--
1,2,3-Trichloropropane	ug/L	--	--	--	--	--
0,0,0-Triethylphosphorothioate	ug/L	--	--	--	--	--
1,3,5-Trinitrobenzene	ug/L	--	--	--	--	--
PCBs						
Aroclor-1016 (PCB-1016)	ug/L	0.50 U	0.48 U	0.49 U	0.50 U	0.48 U
Aroclor-1221 (PCB-1221)	ug/L	0.50 U	0.48 U	0.49 U	0.50 U	0.48 U
Aroclor-1232 (PCB-1232)	ug/L	0.50 U	0.48 U	0.49 U	0.50 U	0.48 U
Aroclor-1242 (PCB-1242)	ug/L	0.50 U	0.48 U	0.49 U	0.50 U	0.48 U
Aroclor-1248 (PCB-1248)	ug/L	0.50 U	0.48 U	0.099 J	0.50 U	0.48 U
Aroclor-1254 (PCB-1254)	ug/L	0.50 U	0.48 U	0.49 U	0.50 U	0.48 U
Aroclor-1260 (PCB-1260)	ug/L	0.50 U	0.48 U	0.49 U	0.50 U	0.48 U
Total PCBs	ug/L	ND	ND	0.099 J	ND	ND
Total Petroleum Hydrocarbons (TPH)						
Total Petroleum Hydrocarbons - Purgeable (GRO)	ug/L	--	--	--	--	--

APPENDIX G.3

GROUNDWATER QUALITY DATA
RFI REPORT
FORMER MANUAL TRANSMISSIONS OF MUNCIE FACILITY
MUNCIE, INDIANA

AOI		*AOI 35*	*AOI 11.9*	*AOI 11.9*	*AOI 11.9*	*AOI 11.9*
Sample Location		*MW-21A*	*MW-21A*	*MW-21A*	*MW-21A*	*MW-21A*
Sample Identification		*GW-17324-030210-GL-008*	*GW-17324-120711-EM-012*	*GW-17324-120711-EM-013*	*GW-017324-031413-SM-001*	*GW-017324-050614-SM-037*
Sample Date		*3/2/2010*	*12/7/2011*	*12/7/2011*	*3/14/2013*	*5/6/2014*
Sample Depth		*-*	*-*	*-*	*-*	*-*
Sample Depth						
	Units					
Metals						
Aluminum	ug/L	--	--	--	--	--
Antimony	ug/L	--	--	--	--	--
Arsenic	ug/L	--	--	--	--	--
Arsenic (dissolved)	ug/L	--	--	--	--	--
Barium	ug/L	--	--	--	--	--
Barium (dissolved)	ug/L	--	--	--	--	--
Beryllium	ug/L	--	--	--	--	--
Cadmium	ug/L	--	--	--	--	--
Cadmium (dissolved)	ug/L	--	--	--	--	--
Calcium	ug/L	--	--	--	--	--
Calcium (dissolved)	ug/L	--	--	--	--	--
Chromium	ug/L	--	--	--	--	--
Chromium (dissolved)	ug/L	--	--	--	--	--
Cobalt	ug/L	--	--	--	--	--
Copper	ug/L	--	--	--	--	--
Copper (dissolved)	ug/L	--	--	--	--	--
Iron	ug/L	--	--	--	--	--
Iron (dissolved)	ug/L	--	--	--	--	--
Lead	ug/L	15.0 U	--	--	--	--
Lead (dissolved)	ug/L	15.0 U	--	--	--	--
Magnesium	ug/L	--	--	--	--	--
Magnesium (dissolved)	ug/L	--	--	--	--	--
Manganese	ug/L	--	--	--	--	--
Manganese (dissolved)	ug/L	--	--	--	--	--
Mercury	ug/L	--	--	--	--	--
Mercury (dissolved)	ug/L	--	--	--	--	--
Nickel	ug/L	--	--	--	--	--
Nickel (dissolved)	ug/L	--	--	--	--	--
Potassium	ug/L	--	--	--	--	--
Selenium	ug/L	--	--	--	--	--
Selenium (dissolved)	ug/L	--	--	--	--	--
Silver	ug/L	--	--	--	--	--
Silver (dissolved)	ug/L	--	--	--	--	--
Sodium	ug/L	--	--	--	--	--
Thallium	ug/L	--	--	--	--	--
Vanadium	ug/L	--	--	--	--	--
Zinc	ug/L	--	--	--	--	--
Zinc (dissolved)	ug/L	--	--	--	--	--

APPENDIX G.3

GROUNDWATER QUALITY DATA
RFI REPORT
FORMER MANUAL TRANSMISSIONS OF MUNCIE FACILITY
MUNCIE, INDIANA

AOI		***AOI 35***	***AOI 11.9***	***AOI 11.9***	***AOI 11.9***	***AOI 11.9***
Sample Location		***MW-21A***	***MW-21A***	***MW-21A***	***MW-21A***	***MW-21A***
Sample Identification		***GW-17324-030210-GL-008***	***GW-17324-120711-EM-012***	***GW-17324-120711-EM-013***	***GW-017324-031413-SM-001***	***GW-017324-050614-SM-037***
Sample Date		***3/2/2010***	***12/7/2011***	***12/7/2011***	***3/14/2013***	***5/6/2014***
Sample Depth		***-***	***-***	***-***	***-***	***-***
Sample Depth						
	Units					
Gas						
Ethane	ug/L	--	--	--	--	--
Ethene	ug/L	--	--	--	--	--
Methane	ug/L	--	--	--	--	--
General Chemistry						
Alkalinity, bicarbonate	ug/L	--	--	--	--	--
Alkalinity, carbonate	ug/L	--	--	--	--	--
Bicarbonate (as CaCO3)	ug/L	--	--	--	--	--
Chloride	ug/L	--	--	--	--	--
Dissolved organic carbon (DOC)	ug/L	--	--	--	--	--
Hardness	ug/L	--	--	--	--	--
Hardness, carbonate	ug/L	--	--	--	--	--
Nitrate (as N)	ug/L	--	--	--	--	--
Nitrite (as N)	ug/L	--	--	--	--	--
pH	s.u.	--	--	--	--	--
Sulfate	ug/L	--	--	--	--	--
Sulfide	ug/L	--	--	--	--	--
Total dissolved solids (TDS)	ug/L	--	--	--	--	--
Total organic carbon (TOC)	ug/L	--	--	--	--	--

Notes
ug/L - Micrograms per litre
"-" - No value
U - Not detected at the associated reporting limit
J - Estimated concentration
UJ - Not detected; associated reporting limit is estimated
R - Rejected
s.u. - Standard units
nc - No criteria
ND - Non Detect (calculation)
BOLD[abc] Concentration exceeds associated screening level
IDEM Appendix A: Screening Levels Remedation Closure Guide - March 25, 2014
a - Exceeds IDEM residential tap screening levels
b - Exceeds IDEM residential vapor exposure screening levels
c - Exceeds IDEM commercial/industrial vapor screening levels

APPENDIX G.3

GROUNDWATER QUALITY DATA
RFI REPORT
FORMER MANUAL TRANSMISSIONS OF MUNCIE FACILITY
MUNCIE, INDIANA

AOI		*AOI 14.1*	*AOI 14.1*	*AOI 14.1*	*AOI 14.1*	*AOI 16*	*AOI 16*
Sample Location		***MW54-13***	***MW54-13***	***MW54-13***	***MW54-13***	***B-1***	***B-1***
Sample Identification		***GW-017324-031413-SM-002***	***GW-017324-031413-SM-003***	***GW-017324-050114-SM-009***	***GW-017324-050114-SM-010***	***B1A***	***B1B***
Sample Date		***3/14/2013***	***3/14/2013***	***5/1/2014***	***5/1/2014***	***4/19/1978***	***4/26/1978***
Sample Depth		*-*	*-*	*-*	*-*	*-*	*-*
Sample Depth		***Duplicate***			***Duplicate***		
	Units						
Volatile Organic Compounds (VOCs)							
Acetone	ug/L	1.2 J	1.3 J	10 U	10 U	--	--
Benzene	ug/L	1.0 U	1.0 U	1.0 U	1.0 U	--	--
Bromodichloromethane	ug/L	1.0 U	1.0 U	1.0 U	1.0 U	--	--
Bromoform	ug/L	1.0 U	1.0 U	1.0 U	1.0 U	--	--
Bromomethane (Methyl bromide)	ug/L	1.0 U	1.0 U	1.0 U	1.0 U	--	--
2-Butanone (Methyl ethyl ketone) (MEK)	ug/L	10 U	10 U	10 U	10 U	--	--
Carbon disulfide	ug/L	1.0 U	1.0 U	1.0 U	1.0 U	--	--
Carbon tetrachloride	ug/L	1.0 U	1.0 U	1.0 U	1.0 U	--	--
Chlorobenzene	ug/L	1.0 U	1.0 U	1.0 U	1.0 U	--	--
Chloroethane	ug/L	1.0 U	1.0 U	1.0 U	1.0 U	--	--
2-Chloroethyl vinyl ether	ug/L	--	--	--	--	--	--
Chloroform (Trichloromethane)	ug/L	1.0 U	1.0 U	1.0 U	1.0 U	--	--
Chloromethane (Methyl chloride)	ug/L	1.0 U	1.0 U	1.0 U	1.0 U	--	--
Cyclohexane	ug/L	1.0 U	1.0 U	1.0 U	1.0 U	--	--
1,2-Dibromo-3-chloropropane (DBCP)	ug/L	2.0 U	2.0 U	2.0 U	2.0 U	--	--
Dibromochloromethane	ug/L	1.0 U	1.0 U	1.0 U	1.0 U	--	--
1,2-Dibromoethane (Ethylene dibromide)	ug/L	1.0 U	1.0 U	1.0 U	1.0 U	--	--
1,2-Dichlorobenzene	ug/L	1.0 U	1.0 U	1.0 U	1.0 U	--	--
1,3-Dichlorobenzene	ug/L	1.0 U	1.0 U	1.0 U	1.0 U	--	--
1,4-Dichlorobenzene	ug/L	1.0 U	1.0 U	1.0 U	1.0 U	--	--
Dichlorodifluoromethane (CFC-12)	ug/L	1.0 U	1.0 U	1.0 U	1.0 U	--	--
1,1-Dichloroethane	ug/L	1.0 U	1.0 U	1.0 U	1.0 U	--	--
1,2-Dichloroethane	ug/L	1.0 U	1.0 U	1.0 U	1.0 U	--	--
1,2-Dichloroethene (total)	ug/L	--	--	--	--	--	--
1,1-Dichloroethene	ug/L	1.0 U	1.0 U	1.0 U	1.0 U	--	--
cis-1,2-Dichloroethene	ug/L	1.0 U	1.0 U	1.0 U	1.0 U	--	--
trans-1,2-Dichloroethene	ug/L	1.0 U	1.0 U	1.0 U	1.0 U	--	--
1,2-Dichloropropane	ug/L	1.0 U	1.0 U	1.0 U	1.0 U	--	--
cis-1,3-Dichloropropene	ug/L	1.0 U	1.0 U	1.0 U	1.0 U	--	--
trans-1,3-Dichloropropene	ug/L	1.0 U	1.0 U	1.0 U	1.0 U	--	--
Ethylbenzene	ug/L	1.0 U	1.0 U	1.0 U	1.0 U	--	--
2-Hexanone	ug/L	10 U	10 U	10 U	10 U	--	--
Isopropyl benzene	ug/L	1.0 U	1.0 U	1.0 U	1.0 U	--	--
Methyl acetate	ug/L	10 U	10 U	10 U	10 U	--	--
Methyl cyclohexane	ug/L	1.0 U	1.0 U	1.0 U	1.0 U	--	--
Methyl tert butyl ether (MTBE)	ug/L	1.0 U	1.0 U	1.0 U	1.0 U	--	--
4-Methyl-2-pentanone (Methyl isobutyl ketone) (MIBK)	ug/L	10 U	10 U	10 U	10 U	--	--
Methylene chloride	ug/L	1.0 U	1.0 U	1.0 U	1.0 U	--	--
Styrene	ug/L	1.0 U	1.0 U	1.0 U	1.0 U	--	--
VOCs (Continued)							

APPENDIX G.3

GROUNDWATER QUALITY DATA
RFI REPORT
FORMER MANUAL TRANSMISSIONS OF MUNCIE FACILITY
MUNCIE, INDIANA

AOI		*AOI 14.1*	*AOI 14.1*	*AOI 14.1*	*AOI 14.1*	*AOI 16*	*AOI 16*
Sample Location		*MW54-13*	*MW54-13*	*MW54-13*	*MW54-13*	*B-1*	*B-1*
Sample Identification		*GW-017324-031413-SM-002*	*GW-017324-031413-SM-003*	*GW-017324-050114-SM-009*	*GW-017324-050114-SM-010*	*B1A*	*B1B*
Sample Date		*3/14/2013*	*3/14/2013*	*5/1/2014*	*5/1/2014*	*4/19/1978*	*4/26/1978*
Sample Depth		*-*	*-*	*-*	*-*	*-*	*-*
Sample Depth		*Duplicate*			*Duplicate*		
	Units						
1,1,2,2-Tetrachloroethane	ug/L	1.0 U	1.0 U	1.0 U	1.0 U	--	--
Tetrachloroethene	ug/L	1.0 U	1.0 U	1.0 U	1.0 U	--	--
Toluene	ug/L	1.0 U	1.0 U	0.16 J	0.18 J	--	--
1,2,4-Trichlorobenzene	ug/L	1.0 U	1.0 U	1.0 U	1.0 U	--	--
1,1,1-Trichloroethane	ug/L	1.0 U	1.0 U	1.0 U	1.0 U	--	--
1,1,2-Trichloroethane	ug/L	1.0 U	1.0 U	1.0 U	1.0 U	--	--
Trichloroethene	ug/L	1.0 U	1.0 U	1.0 U	1.0 U	--	--
Trichlorofluoromethane (CFC-11)	ug/L	1.7 J	1.6 J	0.70 J	0.74 J	--	--
Trifluorotrichloroethane (Freon 113)	ug/L	1.0 U	1.0 U	1.0 U	1.0 U	--	--
Vinyl acetate	ug/L	--	--	--	--	--	--
Vinyl chloride	ug/L	1.0 U	1.0 U	1.0 U	1.0 U	--	--
Xylenes (total)	ug/L	2.0 U	2.0 U	2.0 U	2.0 U	--	--
Semi-Volatile Organic Compounds (SVOCs)							
Acenaphthene	ug/L	--	--	--	--	--	--
Acenaphthylene	ug/L	--	--	--	--	--	--
Acetonitrile	ug/L	--	--	--	--	--	--
Acetophenone	ug/L	--	--	--	--	--	--
2-Acetylaminofluorene	ug/L	--	--	--	--	--	--
Acrolein	ug/L	--	--	--	--	--	--
Acrylonitrile	ug/L	--	--	--	--	--	--
Allyl chloride	ug/L	--	--	--	--	--	--
4-Aminobiphenyl	ug/L	--	--	--	--	--	--
Aniline	ug/L	--	--	--	--	--	--
Anthracene	ug/L	--	--	--	--	--	--
Aramite	ug/L	--	--	--	--	--	--
Atrazine	ug/L	--	--	--	--	--	--
Benzaldehyde	ug/L	--	--	--	--	--	--
Benzidine	ug/L	--	--	--	--	--	--
Benzo(a)anthracene	ug/L	--	--	--	--	--	--
Benzo(a)pyrene	ug/L	--	--	--	--	--	--
Benzo(b)fluoranthene	ug/L	--	--	--	--	--	--
Benzo(g,h,i)perylene	ug/L	--	--	--	--	--	--
Benzo(k)fluoranthene	ug/L	--	--	--	--	--	--
Benzoic acid	ug/L	--	--	--	--	--	--
Benzyl alcohol	ug/L	--	--	--	--	--	--
Biphenyl (1,1-Biphenyl)	ug/L	--	--	--	--	--	--
4-Bromophenyl phenyl ether	ug/L	--	--	--	--	--	--
Butyl benzylphthalate (BBP)	ug/L	--	--	--	--	--	--
Caprolactam	ug/L	--	--	--	--	--	--
Carbazole	ug/L	--	--	--	--	--	--
4-Chloro-3-methylphenol	ug/L	--	--	--	--	--	--
4-Chloroaniline	ug/L	--	--	--	--	--	--
Chlorobenzilate	ug/L	--	--	--	--	--	--
bis(2-Chloroethoxy)methane	ug/L	--	--	--	--	--	--
bis(2-Chloroethyl)ether	ug/L	--	--	--	--	--	--

APPENDIX G.3

GROUNDWATER QUALITY DATA
RFI REPORT
FORMER MANUAL TRANSMISSIONS OF MUNCIE FACILITY
MUNCIE, INDIANA

AOI		*AOI 14.1*	*AOI 14.1*	*AOI 14.1*	*AOI 14.1*	*AOI 16*	*AOI 16*
Sample Location		*MW54-13*	*MW54-13*	*MW54-13*	*MW54-13*	*B-1*	*B-1*
Sample Identification		*GW-017324-031413-SM-002*	*GW-017324-031413-SM-003*	*GW-017324-050114-SM-009*	*GW-017324-050114-SM-010*	*B1A*	*B1B*
Sample Date		*3/14/2013*	*3/14/2013*	*5/1/2014*	*5/1/2014*	*4/19/1978*	*4/26/1978*
Sample Depth		*-*	*-*	*-*	*-*	*-*	*-*
Sample Depth		*Duplicate*			*Duplicate*		
	Units						
2-Chloronaphthalene	ug/L	--	--	--	--	--	--
2-Chlorophenol	ug/L	--	--	--	--	--	--
4-Chlorophenyl phenyl ether	ug/L	--	--	--	--	--	--
Chloroprene	ug/L	--	--	--	--	--	--
Chrysene	ug/L	--	--	--	--	--	--
Cresol isomers	ug/L	--	--	--	--	--	--
Diallate	ug/L	--	--	--	--	--	--
Dibenz(a,h)anthracene	ug/L	--	--	--	--	--	--
Dibenzofuran	ug/L	--	--	--	--	--	--
Dibromochloromethane	ug/L	--	--	--	--	--	--
Dibromomethane	ug/L	--	--	--	--	--	--
trans-1,4-Dichloro-2-butene	ug/L	--	--	--	--	--	--
3,3'-Dichlorobenzidine	ug/L	--	--	--	--	--	--
2,4-Dichlorophenol	ug/L	--	--	--	--	--	--
2,6-Dichlorophenol	ug/L	--	--	--	--	--	--
Diethyl phthalate	ug/L	--	--	--	--	--	--
Dimethoate	ug/L	--	--	--	--	--	--
Dimethyl phthalate	ug/L	--	--	--	--	--	--
p-Dimethylaminoazobenzene A	ug/L	--	--	--	--	--	--
7,12-Dimethylbenz(a)anthracene	ug/L	--	--	--	--	--	--
3,3-Dimethylbenzidine	ug/L	--	--	--	--	--	--
a,a-Dimethylphenethylamine	ug/L	--	--	--	--	--	--
2,4-Dimethylphenol	ug/L	--	--	--	--	--	--
Di-n-butylphthalate (DBP)	ug/L	--	--	--	--	--	--
4,6-Dinitro-2-methylphenol	ug/L	--	--	--	--	--	--
Dinitrobenzene, NOS	ug/L	--	--	--	--	--	--
2,4-Dinitrophenol	ug/L	--	--	--	--	--	--
2,4-Dinitrotoluene	ug/L	--	--	--	--	--	--
2,6-Dinitrotoluene	ug/L	--	--	--	--	--	--
Di-n-octyl phthalate (DnOP)	ug/L	--	--	--	--	--	--
1,4-Dioxane	ug/L	--	--	--	--	--	--
Diphenylamine	ug/L	--	--	--	--	--	--
1,2-Diphenylhydrazine	ug/L	--	--	--	--	--	--
Disulfoton	ug/L	--	--	--	--	--	--

APPENDIX G.3

GROUNDWATER QUALITY DATA
RFI REPORT
FORMER MANUAL TRANSMISSIONS OF MUNCIE FACILITY
MUNCIE, INDIANA

AOI		*AOI 14.1*	*AOI 14.1*	*AOI 14.1*	*AOI 14.1*	*AOI 16*	*AOI 16*
Sample Location		*MW54-13*	*MW54-13*	*MW54-13*	*MW54-13*	*B-1*	*B-1*
Sample Identification		*GW-017324-031413-SM-002*	*GW-017324-031413-SM-003*	*GW-017324-050114-SM-009*	*GW-017324-050114-SM-010*	*B1A*	*B1B*
Sample Date		*3/14/2013*	*3/14/2013*	*5/1/2014*	*5/1/2014*	*4/19/1978*	*4/26/1978*
Sample Depth		*-*	*-*	*-*	*-*	*-*	*-*
Sample Depth		*Duplicate*			*Duplicate*		
	Units						
SVOCs (Continued)							
Ethyl methacrylate	ug/L	--	--	--	--	--	--
Ethyl methanesulfonate	ug/L	--	--	--	--	--	--
bis(2-Ethylhexyl)phthalate (DEHP)	ug/L	--	--	--	--	--	--
Famphur	ug/L	--	--	--	--	--	--
Fluoranthene	ug/L	--	--	--	--	--	--
Fluorene	ug/L	--	--	--	--	--	--
Hexachlorobenzene	ug/L	--	--	--	--	--	--
Hexachlorobutadiene	ug/L	--	--	--	--	--	--
Hexachlorocyclopentadiene	ug/L	--	--	--	--	--	--
Hexachloroethane	ug/L	--	--	--	--	--	--
Hexachlorophene A	ug/L	--	--	--	--	--	--
Hexachloropropene	ug/L	--	--	--	--	--	--
Indeno(1,2,3-cd)pyrene	ug/L	--	--	--	--	--	--
Iodomethane	ug/L	--	--	--	--	--	--
Isodrin	ug/L	--	--	--	--	--	--
Isophorone	ug/L	--	--	--	--	--	--
Isosafrole	ug/L	--	--	--	--	--	--
Kepone	ug/L	--	--	--	--	--	--
Methapyrilene	ug/L	--	--	--	--	--	--
Methyl acrylonitrile	ug/L	--	--	--	--	--	--
Methyl methacrylate	ug/L	--	--	--	--	--	--
Methyl methanesulfonate	ug/L	--	--	--	--	--	--
Methyl parathion	ug/L	--	--	--	--	--	--
3-Methylcholanthrene	ug/L	--	--	--	--	--	--
2-Methylnaphthalene	ug/L	--	--	--	--	--	--
2-Methylphenol	ug/L	--	--	--	--	--	--
3&4-Methylphenol	ug/L	--	--	--	--	--	--
4-Methylphenol	ug/L	--	--	--	--	--	--
Naphthalene	ug/L	--	--	--	--	--	--
1,4-Naphthoquinone	ug/L	--	--	--	--	--	--
1-Naphthylamine	ug/L	--	--	--	--	--	--
2-Naphthylamine	ug/L	--	--	--	--	--	--
2-Nitroaniline	ug/L	--	--	--	--	--	--
3-Nitroaniline	ug/L	--	--	--	--	--	--
4-Nitroaniline	ug/L	--	--	--	--	--	--
Nitrobenzene	ug/L	--	--	--	--	--	--
2-Nitrophenol	ug/L	--	--	--	--	--	--
4-Nitrophenol	ug/L	--	--	--	--	--	--
4-Nitroquinoline-N-oxide	ug/L	--	--	--	--	--	--
N-Nitrosodi-n-butylamine	ug/L	--	--	--	--	--	--
N-Nitrosodi-n-propylamine	ug/L	--	--	--	--	--	--
N-Nitrosodiphenylamine	ug/L	--	--	--	--	--	--
N-Nitrosodiethylamine	ug/L	--	--	--	--	--	--
N-Nitrosodimethylamine	ug/L	--	--	--	--	--	--
N-Nitrosomethylethylamine	ug/L	--	--	--	--	--	--

APPENDIX G.3

GROUNDWATER QUALITY DATA
RFI REPORT
FORMER MANUAL TRANSMISSIONS OF MUNCIE FACILITY
MUNCIE, INDIANA

AOI		*AOI 14.1*	*AOI 14.1*	*AOI 14.1*	*AOI 14.1*	*AOI 16*	*AOI 16*
Sample Location		*MW54-13*	*MW54-13*	*MW54-13*	*MW54-13*	*B-1*	*B-1*
Sample Identification		*GW-017324-031413-SM-002*	*GW-017324-031413-SM-003*	*GW-017324-050114-SM-009*	*GW-017324-050114-SM-010*	*B1A*	*B1B*
Sample Date		*3/14/2013*	*3/14/2013*	*5/1/2014*	*5/1/2014*	*4/19/1978*	*4/26/1978*
Sample Depth		*-*	*-*	*-*	*-*	*-*	*-*
Sample Depth		*Duplicate*			*Duplicate*		
	Units						
SVOCs (Continued)							
N-Nitrosomorpholine	ug/L	--	--	--	--	--	--
N-Nitrosopiperidine	ug/L	--	--	--	--	--	--
N-Nitrosopyrrolidine	ug/L	--	--	--	--	--	--
2,2'-Oxybis(1-chloropropane) (bis(2-Chloroisopropyl) ether)	ug/L	--	--	--	--	--	--
Pentachlorobenzene	ug/L	--	--	--	--	--	--
Pentachloroethane	ug/L	--	--	--	--	--	--
Pentachloronitrobenzene	ug/L	--	--	--	--	--	--
Pentachlorophenol	ug/L	--	--	--	--	--	--
Phenacetin	ug/L	--	--	--	--	--	--
Phenanthrene	ug/L	--	--	--	--	--	--
Phenol	ug/L	--	--	--	--	--	--
p-Phenylenediamine	ug/L	--	--	--	--	--	--
Phorate	ug/L	--	--	--	--	--	--
2-Picoline	ug/L	--	--	--	--	--	--
Pronamide	ug/L	--	--	--	--	--	--
Propionitrile (ethyl cyanide)	ug/L	--	--	--	--	--	--
Pyrene	ug/L	--	--	--	--	--	--
Pyridine	ug/L	--	--	--	--	--	--
Safrole	ug/L	--	--	--	--	--	--
1,2,4,5-Tetrachlorobenzene	ug/L	--	--	--	--	--	--
1,1,1,2-Tetrachloroethane	ug/L	--	--	--	--	--	--
2,3,4,6-Tetrachlorophenol	ug/L	--	--	--	--	--	--
Thionazin (O,O-diethyl-O-2-pyrazinyl phosphorothioate)	ug/L	--	--	--	--	--	--
o-Toluidine A	ug/L	--	--	--	--	--	--
5-Nitro-2-toluidine	ug/L	--	--	--	--	--	--
2,4,5-Trichlorophenol	ug/L	--	--	--	--	--	--
2,4,6-Trichlorophenol	ug/L	--	--	--	--	--	--
1,2,3-Trichloropropane	ug/L	--	--	--	--	--	--
0,0,0-Triethylphosphorothioate	ug/L	--	--	--	--	--	--
1,3,5-Trinitrobenzene	ug/L	--	--	--	--	--	--
PCBs							
Aroclor-1016 (PCB-1016)	ug/L	--	--	--	--	--	--
Aroclor-1221 (PCB-1221)	ug/L	--	--	--	--	--	--
Aroclor-1232 (PCB-1232)	ug/L	--	--	--	--	--	--
Aroclor-1242 (PCB-1242)	ug/L	--	--	--	--	--	--
Aroclor-1248 (PCB-1248)	ug/L	--	--	--	--	--	--
Aroclor-1254 (PCB-1254)	ug/L	--	--	--	--	--	--
Aroclor-1260 (PCB-1260)	ug/L	--	--	--	--	--	--
Total PCBs	ug/L	--	--	--	--	0.2	0.1 U
Total Petroleum Hydrocarbons (TPH)							
Total Petroleum Hydrocarbons - Purgeable (GRO)	ug/L	--	--	--	--	--	--

APPENDIX G.3

GROUNDWATER QUALITY DATA
RFI REPORT
FORMER MANUAL TRANSMISSIONS OF MUNCIE FACILITY
MUNCIE, INDIANA

AOI		*AOI 14.1*	*AOI 14.1*	*AOI 14.1*	*AOI 14.1*	*AOI 16*	*AOI 16*
Sample Location		*MW54-13*	*MW54-13*	*MW54-13*	*MW54-13*	*B-1*	*B-1*
Sample Identification		*GW-017324-031413-SM-002*	*GW-017324-031413-SM-003*	*GW-017324-050114-SM-009*	*GW-017324-050114-SM-010*	*B1A*	*B1B*
Sample Date		*3/14/2013*	*3/14/2013*	*5/1/2014*	*5/1/2014*	*4/19/1978*	*4/26/1978*
Sample Depth		*-*	*-*	*-*	*-*	*-*	*-*
Sample Depth		*Duplicate*			*Duplicate*		
	Units						
Metals							
Aluminum	ug/L	940	800	--	--	--	--
Antimony	ug/L	**16[a]**	14 U	--	--	--	--
Arsenic	ug/L	5.0 J	3.4 J	--	--	--	--
Arsenic (dissolved)	ug/L	--	--	--	--	3 U	3 U
Barium	ug/L	73 J	72 J	--	--	--	--
Barium (dissolved)	ug/L	--	--	--	--	--	--
Beryllium	ug/L	5.0 U	5.0 U	--	--	--	--
Cadmium	ug/L	2.0 U	2.0 U	--	--	--	--
Cadmium (dissolved)	ug/L	--	--	--	--	10 U	10 U
Calcium	ug/L	64000	64000	--	--	--	--
Calcium (dissolved)	ug/L	--	--	--	--	--	--
Chromium	ug/L	5.8	5.8	--	--	--	--
Chromium (dissolved)	ug/L	--	--	--	--	--	--
Cobalt	ug/L	7.0 U	1.7 J	--	--	--	--
Copper	ug/L	7.4 J	7.2 J	--	--	--	--
Copper (dissolved)	ug/L	--	--	--	--	--	--
Iron	ug/L	1300	1200	--	--	--	--
Iron (dissolved)	ug/L	--	--	--	--	2900	3400
Lead	ug/L	10	11	--	--	--	--
Lead (dissolved)	ug/L	--	--	--	--	50 U	50 U
Magnesium	ug/L	11000	11000	--	--	--	--
Magnesium (dissolved)	ug/L	--	--	--	--	--	--
Manganese	ug/L	150	150	--	--	--	--
Manganese (dissolved)	ug/L	--	--	--	--	--	--
Mercury	ug/L	0.20 U	0.20 U	--	--	--	--
Mercury (dissolved)	ug/L	--	--	--	--	--	--
Nickel	ug/L	4.4 J	4.9 J	--	--	--	--
Nickel (dissolved)	ug/L	--	--	--	--	--	--
Potassium	ug/L	23000	23000	--	--	--	--
Selenium	ug/L	5.0 U	5.0 U	--	--	--	--
Selenium (dissolved)	ug/L	--	--	--	--	--	--
Silver	ug/L	5.0 U	5.0 U	--	--	--	--
Silver (dissolved)	ug/L	--	--	--	--	--	--
Sodium	ug/L	11000	11000	--	--	--	--
Thallium	ug/L	10 U	10 U	--	--	--	--
Vanadium	ug/L	7.0 U	7.0 U	--	--	--	--
Zinc	ug/L	50 U	50 U	--	--	--	--
Zinc (dissolved)	ug/L	--	--	--	--	--	--

APPENDIX G.3

GROUNDWATER QUALITY DATA
RFI REPORT
FORMER MANUAL TRANSMISSIONS OF MUNCIE FACILITY
MUNCIE, INDIANA

AOI		*AOI 14.1*	*AOI 14.1*	*AOI 14.1*	*AOI 14.1*	*AOI 16*	*AOI 16*
Sample Location		***MW54-13***	***MW54-13***	***MW54-13***	***MW54-13***	***B-1***	***B-1***
Sample Identification		***GW-017324-031413-SM-002***	***GW-017324-031413-SM-003***	***GW-017324-050114-SM-009***	***GW-017324-050114-SM-010***	***B1A***	***B1B***
Sample Date		***3/14/2013***	***3/14/2013***	***5/1/2014***	***5/1/2014***	***4/19/1978***	***4/26/1978***
Sample Depth		*-*	*-*	*-*	*-*	*-*	*-*
Sample Depth		***Duplicate***			***Duplicate***		
	Units						
Gas							
Ethane	ug/L	--	--	--	--	--	--
Ethene	ug/L	--	--	--	--	--	--
Methane	ug/L	--	--	--	--	--	--
General Chemistry							
Alkalinity, bicarbonate	ug/L	--	--	--	--	--	--
Alkalinity, carbonate	ug/L	--	--	--	--	--	--
Bicarbonate (as CaCO3)	ug/L	--	--	--	--	430000	378000
Chloride	ug/L	--	--	--	--	--	--
Dissolved organic carbon (DOC)	ug/L	--	--	--	--	--	--
Hardness	ug/L	--	--	--	--	--	--
Hardness, carbonate	ug/L	--	--	--	--	--	--
Nitrate (as N)	ug/L	--	--	--	--	--	--
Nitrite (as N)	ug/L	--	--	--	--	--	--
pH	s.u.	--	--	--	--	7.1	6.6
Sulfate	ug/L	--	--	--	--	--	--
Sulfide	ug/L	--	--	--	--	--	--
Total dissolved solids (TDS)	ug/L	--	--	--	--	--	--
Total organic carbon (TOC)	ug/L	--	--	--	--	--	--

Notes

ug/L - Micrograms per litre
"-" - No value
U - Not detected at the associated reporting limit
J - Estimated concentration
UJ - Not detected; associated reporting limit is estimated
R - Rejected
s.u. - Standard units
nc - No criteria
ND - Non Detect (calculation)
BOLD[abc] Concentration exceeds associated screening level
IDEM Appendix A: Screening Levels Remedation Closure Guide - March 25, 2014
a - Exceeds IDEM residential tap screening levels
b - Exceeds IDEM residential vapor exposure screening levels
c - Exceeds IDEM commercial/industrial vapor screening levels

APPENDIX G.3

GROUNDWATER QUALITY DATA
RFI REPORT
FORMER MANUAL TRANSMISSIONS OF MUNCIE FACILITY
MUNCIE, INDIANA

AOI		*AOI 16*	*AOI 16*	*AOI 16*	*AOI 16*	*AOI 16*	*AOI 16*	*AOI 16*	*AOI 16*	*AOI 16*	*AOI 16*	*AOI 16*	*AOI 16*
Sample Location		***B-1***	***B-1***	***B-2***	***B-2***	***B-2***	***B-3***	***B-3***	***B-3***	***B-3***	***B-4***	***B-4***	***B-4***
Sample Identification		***B-1***	***B-1***	***B2***	***B2***	***B-2***	***B3***	***B3***	***B-3***	***B-3***	***B4***	***B4***	***B-4***
Sample Date		***6/1/1978***	***10/24/1979***	***4/19/1978***	***4/26/1978***	***6/1/1978***	***4/19/1978***	***4/26/1978***	***6/1/1978***	***10/24/1979***	***4/19/1978***	***4/26/1978***	***6/1/1978***
Sample Depth		*-*	*-*	*-*	*-*	*-*	*-*	*-*	*-*	*-*	*-*	*-*	*-*
Sample Depth													
	Units												
Volatile Organic Compounds (VOCs)													
Acetone	ug/L	--	--	--	--	--	--	--	--	--	--	--	--
Benzene	ug/L	--	--	--	--	--	--	--	--	--	--	--	--
Bromodichloromethane	ug/L	--	--	--	--	--	--	--	--	--	--	--	--
Bromoform	ug/L	--	--	--	--	--	--	--	--	--	--	--	--
Bromomethane (Methyl bromide)	ug/L	--	--	--	--	--	--	--	--	--	--	--	--
2-Butanone (Methyl ethyl ketone) (MEK)	ug/L	--	--	--	--	--	--	--	--	--	--	--	--
Carbon disulfide	ug/L	--	--	--	--	--	--	--	--	--	--	--	--
Carbon tetrachloride	ug/L	--	--	--	--	--	--	--	--	--	--	--	--
Chlorobenzene	ug/L	--	--	--	--	--	--	--	--	--	--	--	--
Chloroethane	ug/L	--	--	--	--	--	--	--	--	--	--	--	--
2-Chloroethyl vinyl ether	ug/L	--	--	--	--	--	--	--	--	--	--	--	--
Chloroform (Trichloromethane)	ug/L	--	--	--	--	--	--	--	--	--	--	--	--
Chloromethane (Methyl chloride)	ug/L	--	--	--	--	--	--	--	--	--	--	--	--
Cyclohexane	ug/L	--	--	--	--	--	--	--	--	--	--	--	--
1,2-Dibromo-3-chloropropane (DBCP)	ug/L	--	--	--	--	--	--	--	--	--	--	--	--
Dibromochloromethane	ug/L	--	--	--	--	--	--	--	--	--	--	--	--
1,2-Dibromoethane (Ethylene dibromide)	ug/L	--	--	--	--	--	--	--	--	--	--	--	--
1,2-Dichlorobenzene	ug/L	--	--	--	--	--	--	--	--	--	--	--	--
1,3-Dichlorobenzene	ug/L	--	--	--	--	--	--	--	--	--	--	--	--
1,4-Dichlorobenzene	ug/L	--	--	--	--	--	--	--	--	--	--	--	--
Dichlorodifluoromethane (CFC-12)	ug/L	--	--	--	--	--	--	--	--	--	--	--	--
1,1-Dichloroethane	ug/L	--	--	--	--	--	--	--	--	--	--	--	--
1,2-Dichloroethane	ug/L	--	--	--	--	--	--	--	--	--	--	--	--
1,2-Dichloroethene (total)	ug/L	--	--	--	--	--	--	--	--	--	--	--	--
1,1-Dichloroethene	ug/L	--	--	--	--	--	--	--	--	--	--	--	--
cis-1,2-Dichloroethene	ug/L	--	--	--	--	--	--	--	--	--	--	--	--
trans-1,2-Dichloroethene	ug/L	--	--	--	--	--	--	--	--	--	--	--	--
1,2-Dichloropropane	ug/L	--	--	--	--	--	--	--	--	--	--	--	--
cis-1,3-Dichloropropene	ug/L	--	--	--	--	--	--	--	--	--	--	--	--
trans-1,3-Dichloropropene	ug/L	--	--	--	--	--	--	--	--	--	--	--	--
Ethylbenzene	ug/L	--	--	--	--	--	--	--	--	--	--	--	--
2-Hexanone	ug/L	--	--	--	--	--	--	--	--	--	--	--	--
Isopropyl benzene	ug/L	--	--	--	--	--	--	--	--	--	--	--	--
Methyl acetate	ug/L	--	--	--	--	--	--	--	--	--	--	--	--
Methyl cyclohexane	ug/L	--	--	--	--	--	--	--	--	--	--	--	--
Methyl tert butyl ether (MTBE)	ug/L	--	--	--	--	--	--	--	--	--	--	--	--
4-Methyl-2-pentanone (Methyl isobutyl ketone) (MIBK)	ug/L	--	--	--	--	--	--	--	--	--	--	--	--
Methylene chloride	ug/L	--	--	--	--	--	--	--	--	--	--	--	--
Styrene	ug/L	--	--	--	--	--	--	--	--	--	--	--	--
VOCs (Continued)													

APPENDIX G.3

GROUNDWATER QUALITY DATA
RFI REPORT
FORMER MANUAL TRANSMISSIONS OF MUNCIE FACILITY
MUNCIE, INDIANA

AOI		***AOI 16***	***AOI 16***	***AOI 16***	***AOI 16***	***AOI 16***	***AOI 16***	***AOI 16***	***AOI 16***	***AOI 16***	***AOI 16***	***AOI 16***	***AOI 16***
Sample Location		***B-1***	***B-1***	***B-2***	***B-2***	***B-2***	***B-3***	***B-3***	***B-3***	***B-3***	***B-4***	***B-4***	***B-4***
Sample Identification		***B-1***	***B-1***	***B2***	***B2***	***B-2***	***B3***	***B3***	***B-3***	***B-3***	***B4***	***B4***	***B-4***
Sample Date		***6/1/1978***	***10/24/1979***	***4/19/1978***	***4/26/1978***	***6/1/1978***	***4/19/1978***	***4/26/1978***	***6/1/1978***	***10/24/1979***	***4/19/1978***	***4/26/1978***	***6/1/1978***
Sample Depth		*-*	*-*	*-*	*-*	*-*	*-*	*-*	*-*	*-*	*-*	*-*	*-*
Sample Depth													
	Units												
1,1,2,2-Tetrachloroethane	ug/L	--	--	--	--	--	--	--	--	--	--	--	--
Tetrachloroethene	ug/L	--	--	--	--	--	--	--	--	--	--	--	--
Toluene	ug/L	--	--	--	--	--	--	--	--	--	--	--	--
1,2,4-Trichlorobenzene	ug/L	--	--	--	--	--	--	--	--	--	--	--	--
1,1,1-Trichloroethane	ug/L	--	--	--	--	--	--	--	--	--	--	--	--
1,1,2-Trichloroethane	ug/L	--	--	--	--	--	--	--	--	--	--	--	--
Trichloroethene	ug/L	--	--	--	--	--	--	--	--	--	--	--	--
Trichlorofluoromethane (CFC-11)	ug/L	--	--	--	--	--	--	--	--	--	--	--	--
Trifluorotrichloroethane (Freon 113)	ug/L	--	--	--	--	--	--	--	--	--	--	--	--
Vinyl acetate	ug/L	--	--	--	--	--	--	--	--	--	--	--	--
Vinyl chloride	ug/L	--	--	--	--	--	--	--	--	--	--	--	--
Xylenes (total)	ug/L	--	--	--	--	--	--	--	--	--	--	--	--
Semi-Volatile Organic Compounds (SVOCs)													
Acenaphthene	ug/L	--	--	--	--	--	--	--	--	--	--	--	--
Acenaphthylene	ug/L	--	--	--	--	--	--	--	--	--	--	--	--
Acetonitrile	ug/L	--	--	--	--	--	--	--	--	--	--	--	--
Acetophenone	ug/L	--	--	--	--	--	--	--	--	--	--	--	--
2-Acetylaminofluorene	ug/L	--	--	--	--	--	--	--	--	--	--	--	--
Acrolein	ug/L	--	--	--	--	--	--	--	--	--	--	--	--
Acrylonitrile	ug/L	--	--	--	--	--	--	--	--	--	--	--	--
Allyl chloride	ug/L	--	--	--	--	--	--	--	--	--	--	--	--
4-Aminobiphenyl	ug/L	--	--	--	--	--	--	--	--	--	--	--	--
Aniline	ug/L	--	--	--	--	--	--	--	--	--	--	--	--
Anthracene	ug/L	--	--	--	--	--	--	--	--	--	--	--	--
Aramite	ug/L	--	--	--	--	--	--	--	--	--	--	--	--
Atrazine	ug/L	--	--	--	--	--	--	--	--	--	--	--	--
Benzaldehyde	ug/L	--	--	--	--	--	--	--	--	--	--	--	--
Benzidine	ug/L	--	--	--	--	--	--	--	--	--	--	--	--
Benzo(a)anthracene	ug/L	--	--	--	--	--	--	--	--	--	--	--	--
Benzo(a)pyrene	ug/L	--	--	--	--	--	--	--	--	--	--	--	--
Benzo(b)fluoranthene	ug/L	--	--	--	--	--	--	--	--	--	--	--	--
Benzo(g,h,i)perylene	ug/L	--	--	--	--	--	--	--	--	--	--	--	--
Benzo(k)fluoranthene	ug/L	--	--	--	--	--	--	--	--	--	--	--	--
Benzoic acid	ug/L	--	--	--	--	--	--	--	--	--	--	--	--
Benzyl alcohol	ug/L	--	--	--	--	--	--	--	--	--	--	--	--
Biphenyl (1,1-Biphenyl)	ug/L	--	--	--	--	--	--	--	--	--	--	--	--
4-Bromophenyl phenyl ether	ug/L	--	--	--	--	--	--	--	--	--	--	--	--
Butyl benzylphthalate (BBP)	ug/L	--	--	--	--	--	--	--	--	--	--	--	--
Caprolactam	ug/L	--	--	--	--	--	--	--	--	--	--	--	--
Carbazole	ug/L	--	--	--	--	--	--	--	--	--	--	--	--
4-Chloro-3-methylphenol	ug/L	--	--	--	--	--	--	--	--	--	--	--	--
4-Chloroaniline	ug/L	--	--	--	--	--	--	--	--	--	--	--	--
Chlorobenzilate	ug/L	--	--	--	--	--	--	--	--	--	--	--	--
bis(2-Chloroethoxy)methane	ug/L	--	--	--	--	--	--	--	--	--	--	--	--
bis(2-Chloroethyl)ether	ug/L	--	--	--	--	--	--	--	--	--	--	--	--

APPENDIX G.3

GROUNDWATER QUALITY DATA
RFI REPORT
FORMER MANUAL TRANSMISSIONS OF MUNCIE FACILITY
MUNCIE, INDIANA

AOI		*AOI 16*	*AOI 16*	*AOI 16*	*AOI 16*	*AOI 16*	*AOI 16*	*AOI 16*	*AOI 16*	*AOI 16*	*AOI 16*	*AOI 16*	*AOI 16*
Sample Location		*B-1*	*B-1*	*B-2*	*B-2*	*B-2*	*B-3*	*B-3*	*B-3*	*B-3*	*B-4*	*B-4*	*B-4*
Sample Identification		*B-1*	*B-1*	*B2*	*B2*	*B-2*	*B3*	*B3*	*B-3*	*B-3*	*B4*	*B4*	*B-4*
Sample Date		*6/1/1978*	*10/24/1979*	*4/19/1978*	*4/26/1978*	*6/1/1978*	*4/19/1978*	*4/26/1978*	*6/1/1978*	*10/24/1979*	*4/19/1978*	*4/26/1978*	*6/1/1978*
Sample Depth		*-*	*-*	*-*	*-*	*-*	*-*	*-*	*-*	*-*	*-*	*-*	*-*
Sample Depth													
	Units												
2-Chloronaphthalene	ug/L	--	--	--	--	--	--	--	--	--	--	--	--
2-Chlorophenol	ug/L	--	--	--	--	--	--	--	--	--	--	--	--
4-Chlorophenyl phenyl ether	ug/L	--	--	--	--	--	--	--	--	--	--	--	--
Chloroprene	ug/L	--	--	--	--	--	--	--	--	--	--	--	--
Chrysene	ug/L	--	--	--	--	--	--	--	--	--	--	--	--
Cresol isomers	ug/L	--	--	--	--	--	--	--	--	--	--	--	--
Diallate	ug/L	--	--	--	--	--	--	--	--	--	--	--	--
Dibenz(a,h)anthracene	ug/L	--	--	--	--	--	--	--	--	--	--	--	--
Dibenzofuran	ug/L	--	--	--	--	--	--	--	--	--	--	--	--
Dibromochloromethane	ug/L	--	--	--	--	--	--	--	--	--	--	--	--
Dibromomethane	ug/L	--	--	--	--	--	--	--	--	--	--	--	--
trans-1,4-Dichloro-2-butene	ug/L	--	--	--	--	--	--	--	--	--	--	--	--
3,3'-Dichlorobenzidine	ug/L	--	--	--	--	--	--	--	--	--	--	--	--
2,4-Dichlorophenol	ug/L	--	--	--	--	--	--	--	--	--	--	--	--
2,6-Dichlorophenol	ug/L	--	--	--	--	--	--	--	--	--	--	--	--
Diethyl phthalate	ug/L	--	--	--	--	--	--	--	--	--	--	--	--
Dimethoate	ug/L	--	--	--	--	--	--	--	--	--	--	--	--
Dimethyl phthalate	ug/L	--	--	--	--	--	--	--	--	--	--	--	--
p-Dimethylaminoazobenzene A	ug/L	--	--	--	--	--	--	--	--	--	--	--	--
7,12-Dimethylbenz(a)anthracene	ug/L	--	--	--	--	--	--	--	--	--	--	--	--
3,3-Dimethylbenzidine	ug/L	--	--	--	--	--	--	--	--	--	--	--	--
a,a-Dimethylphenethylamine	ug/L	--	--	--	--	--	--	--	--	--	--	--	--
2,4-Dimethylphenol	ug/L	--	--	--	--	--	--	--	--	--	--	--	--
Di-n-butylphthalate (DBP)	ug/L	--	--	--	--	--	--	--	--	--	--	--	--
4,6-Dinitro-2-methylphenol	ug/L	--	--	--	--	--	--	--	--	--	--	--	--
Dinitrobenzene, NOS	ug/L	--	--	--	--	--	--	--	--	--	--	--	--
2,4-Dinitrophenol	ug/L	--	--	--	--	--	--	--	--	--	--	--	--
2,4-Dinitrotoluene	ug/L	--	--	--	--	--	--	--	--	--	--	--	--
2,6-Dinitrotoluene	ug/L	--	--	--	--	--	--	--	--	--	--	--	--
Di-n-octyl phthalate (DnOP)	ug/L	--	--	--	--	--	--	--	--	--	--	--	--
1,4-Dioxane	ug/L	--	--	--	--	--	--	--	--	--	--	--	--
Diphenylamine	ug/L	--	--	--	--	--	--	--	--	--	--	--	--
1,2-Diphenylhydrazine	ug/L	--	--	--	--	--	--	--	--	--	--	--	--
Disulfoton	ug/L	--	--	--	--	--	--	--	--	--	--	--	--

APPENDIX G.3

GROUNDWATER QUALITY DATA
RFI REPORT
FORMER MANUAL TRANSMISSIONS OF MUNCIE FACILITY
MUNCIE, INDIANA

AOI		*AOI 16*	*AOI 16*	*AOI 16*	*AOI 16*	*AOI 16*	*AOI 16*	*AOI 16*	*AOI 16*	*AOI 16*	*AOI 16*	*AOI 16*	*AOI 16*
Sample Location		*B-1*	*B-1*	*B-2*	*B-2*	*B-2*	*B-3*	*B-3*	*B-3*	*B-3*	*B-4*	*B-4*	*B-4*
Sample Identification		*B-1*	*B-1*	*B2*	*B2*	*B-2*	*B3*	*B3*	*B-3*	*B-3*	*B4*	*B4*	*B-4*
Sample Date		*6/1/1978*	*10/24/1979*	*4/19/1978*	*4/26/1978*	*6/1/1978*	*4/19/1978*	*4/26/1978*	*6/1/1978*	*10/24/1979*	*4/19/1978*	*4/26/1978*	*6/1/1978*
Sample Depth		*-*	*-*	*-*	*-*	*-*	*-*	*-*	*-*	*-*	*-*	*-*	*-*
Sample Depth													
	Units												
SVOCs (Continued)													
Ethyl methacrylate	ug/L	--	--	--	--	--	--	--	--	--	--	--	--
Ethyl methanesulfonate	ug/L	--	--	--	--	--	--	--	--	--	--	--	--
bis(2-Ethylhexyl)phthalate (DEHP)	ug/L	--	--	--	--	--	--	--	--	--	--	--	--
Famphur	ug/L	--	--	--	--	--	--	--	--	--	--	--	--
Fluoranthene	ug/L	--	--	--	--	--	--	--	--	--	--	--	--
Fluorene	ug/L	--	--	--	--	--	--	--	--	--	--	--	--
Hexachlorobenzene	ug/L	--	--	--	--	--	--	--	--	--	--	--	--
Hexachlorobutadiene	ug/L	--	--	--	--	--	--	--	--	--	--	--	--
Hexachlorocyclopentadiene	ug/L	--	--	--	--	--	--	--	--	--	--	--	--
Hexachloroethane	ug/L	--	--	--	--	--	--	--	--	--	--	--	--
Hexachlorophene A	ug/L	--	--	--	--	--	--	--	--	--	--	--	--
Hexachloropropene	ug/L	--	--	--	--	--	--	--	--	--	--	--	--
Indeno(1,2,3-cd)pyrene	ug/L	--	--	--	--	--	--	--	--	--	--	--	--
Iodomethane	ug/L	--	--	--	--	--	--	--	--	--	--	--	--
Isodrin	ug/L	--	--	--	--	--	--	--	--	--	--	--	--
Isophorone	ug/L	--	--	--	--	--	--	--	--	--	--	--	--
Isosafrole	ug/L	--	--	--	--	--	--	--	--	--	--	--	--
Kepone	ug/L	--	--	--	--	--	--	--	--	--	--	--	--
Methapyrilene	ug/L	--	--	--	--	--	--	--	--	--	--	--	--
Methyl acrylonitrile	ug/L	--	--	--	--	--	--	--	--	--	--	--	--
Methyl methacrylate	ug/L	--	--	--	--	--	--	--	--	--	--	--	--
Methyl methanesulfonate	ug/L	--	--	--	--	--	--	--	--	--	--	--	--
Methyl parathion	ug/L	--	--	--	--	--	--	--	--	--	--	--	--
3-Methylcholanthrene	ug/L	--	--	--	--	--	--	--	--	--	--	--	--
2-Methylnaphthalene	ug/L	--	--	--	--	--	--	--	--	--	--	--	--
2-Methylphenol	ug/L	--	--	--	--	--	--	--	--	--	--	--	--
3&4-Methylphenol	ug/L	--	--	--	--	--	--	--	--	--	--	--	--
4-Methylphenol	ug/L	--	--	--	--	--	--	--	--	--	--	--	--
Naphthalene	ug/L	--	--	--	--	--	--	--	--	--	--	--	--
1,4-Naphthoquinone	ug/L	--	--	--	--	--	--	--	--	--	--	--	--
1-Naphthylamine	ug/L	--	--	--	--	--	--	--	--	--	--	--	--
2-Naphthylamine	ug/L	--	--	--	--	--	--	--	--	--	--	--	--
2-Nitroaniline	ug/L	--	--	--	--	--	--	--	--	--	--	--	--
3-Nitroaniline	ug/L	--	--	--	--	--	--	--	--	--	--	--	--
4-Nitroaniline	ug/L	--	--	--	--	--	--	--	--	--	--	--	--
Nitrobenzene	ug/L	--	--	--	--	--	--	--	--	--	--	--	--
2-Nitrophenol	ug/L	--	--	--	--	--	--	--	--	--	--	--	--
4-Nitrophenol	ug/L	--	--	--	--	--	--	--	--	--	--	--	--
4-Nitroquinoline-N-oxide	ug/L	--	--	--	--	--	--	--	--	--	--	--	--
N-Nitrosodi-n-butylamine	ug/L	--	--	--	--	--	--	--	--	--	--	--	--
N-Nitrosodi-n-propylamine	ug/L	--	--	--	--	--	--	--	--	--	--	--	--
N-Nitrosodiphenylamine	ug/L	--	--	--	--	--	--	--	--	--	--	--	--
N-Nitrosodiethylamine	ug/L	--	--	--	--	--	--	--	--	--	--	--	--
N-Nitrosodimethylamine	ug/L	--	--	--	--	--	--	--	--	--	--	--	--
N-Nitrosomethylethylamine	ug/L	--	--	--	--	--	--	--	--	--	--	--	--

APPENDIX G.3

GROUNDWATER QUALITY DATA
RFI REPORT
FORMER MANUAL TRANSMISSIONS OF MUNCIE FACILITY
MUNCIE, INDIANA

AOI		*AOI 16*	*AOI 16*	*AOI 16*	*AOI 16*	*AOI 16*	*AOI 16*	*AOI 16*	*AOI 16*	*AOI 16*	*AOI 16*	*AOI 16*	*AOI 16*
Sample Location		*B-1*	*B-1*	*B-2*	*B-2*	*B-2*	*B-3*	*B-3*	*B-3*	*B-3*	*B-4*	*B-4*	*B-4*
Sample Identification		*B-1*	*B-1*	*B2*	*B2*	*B-2*	*B3*	*B3*	*B-3*	*B-3*	*B4*	*B4*	*B-4*
Sample Date		*6/1/1978*	*10/24/1979*	*4/19/1978*	*4/26/1978*	*6/1/1978*	*4/19/1978*	*4/26/1978*	*6/1/1978*	*10/24/1979*	*4/19/1978*	*4/26/1978*	*6/1/1978*
Sample Depth		-	-	-	-	-	-	-	-	-	-	-	-
Sample Depth													
	Units												
SVOCs (Continued)													
N-Nitrosomorpholine	ug/L	--	--	--	--	--	--	--	--	--	--	--	--
N-Nitrosopiperidine	ug/L	--	--	--	--	--	--	--	--	--	--	--	--
N-Nitrosopyrrolidine	ug/L	--	--	--	--	--	--	--	--	--	--	--	--
2,2'-Oxybis(1-chloropropane) (bis(2-Chloroisopropyl) ether)	ug/L	--	--	--	--	--	--	--	--	--	--	--	--
Pentachlorobenzene	ug/L	--	--	--	--	--	--	--	--	--	--	--	--
Pentachloroethane	ug/L	--	--	--	--	--	--	--	--	--	--	--	--
Pentachloronitrobenzene	ug/L	--	--	--	--	--	--	--	--	--	--	--	--
Pentachlorophenol	ug/L	--	--	--	--	--	--	--	--	--	--	--	--
Phenacetin	ug/L	--	--	--	--	--	--	--	--	--	--	--	--
Phenanthrene	ug/L	--	--	--	--	--	--	--	--	--	--	--	--
Phenol	ug/L	3	--	--	--	10	--	--	8	--	--	--	7
p-Phenylenediamine	ug/L	--	--	--	--	--	--	--	--	--	--	--	--
Phorate	ug/L	--	--	--	--	--	--	--	--	--	--	--	--
2-Picoline	ug/L	--	--	--	--	--	--	--	--	--	--	--	--
Pronamide	ug/L	--	--	--	--	--	--	--	--	--	--	--	--
Propionitrile (ethyl cyanide)	ug/L	--	--	--	--	--	--	--	--	--	--	--	--
Pyrene	ug/L	--	--	--	--	--	--	--	--	--	--	--	--
Pyridine	ug/L	--	--	--	--	--	--	--	--	--	--	--	--
Safrole	ug/L	--	--	--	--	--	--	--	--	--	--	--	--
1,2,4,5-Tetrachlorobenzene	ug/L	--	--	--	--	--	--	--	--	--	--	--	--
1,1,1,2-Tetrachloroethane	ug/L	--	--	--	--	--	--	--	--	--	--	--	--
2,3,4,6-Tetrachlorophenol	ug/L	--	--	--	--	--	--	--	--	--	--	--	--
Thionazin (O,O-diethyl-O-2-pyrazinyl phosphorothioate)	ug/L	--	--	--	--	--	--	--	--	--	--	--	--
o-Toluidine A	ug/L	--	--	--	--	--	--	--	--	--	--	--	--
5-Nitro-2-toluidine	ug/L	--	--	--	--	--	--	--	--	--	--	--	--
2,4,5-Trichlorophenol	ug/L	--	--	--	--	--	--	--	--	--	--	--	--
2,4,6-Trichlorophenol	ug/L	--	--	--	--	--	--	--	--	--	--	--	--
1,2,3-Trichloropropane	ug/L	--	--	--	--	--	--	--	--	--	--	--	--
0,0,0-Triethylphosphorothioate	ug/L	--	--	--	--	--	--	--	--	--	--	--	--
1,3,5-Trinitrobenzene	ug/L	--	--	--	--	--	--	--	--	--	--	--	--
PCBs													
Aroclor-1016 (PCB-1016)	ug/L	--	--	--	--	--	--	--	--	--	--	--	--
Aroclor-1221 (PCB-1221)	ug/L	--	--	--	--	--	--	--	--	--	--	--	--
Aroclor-1232 (PCB-1232)	ug/L	--	--	--	--	--	--	--	--	--	--	--	--
Aroclor-1242 (PCB-1242)	ug/L	--	--	--	--	--	--	--	--	--	--	--	--
Aroclor-1248 (PCB-1248)	ug/L	--	--	--	--	--	--	--	--	--	--	--	--
Aroclor-1254 (PCB-1254)	ug/L	--	--	--	--	--	--	--	--	--	--	--	--
Aroclor-1260 (PCB-1260)	ug/L	--	--	--	--	--	--	--	--	--	--	--	--
Total PCBs	ug/L	**4.4**[a]	200 U	0.2	0.1 U	**8**[a]	0.3	0.3	0.4	200 U	0.2	0.1 U	0.4
Total Petroleum Hydrocarbons (TPH)													
Total Petroleum Hydrocarbons - Purgeable (GRO)	ug/L	--	--	--	--	--	--	--	--	--	--	--	--

APPENDIX G.3

GROUNDWATER QUALITY DATA
RFI REPORT
FORMER MANUAL TRANSMISSIONS OF MUNCIE FACILITY
MUNCIE, INDIANA

AOI		*AOI 16*	*AOI 16*	*AOI 16*	*AOI 16*	*AOI 16*	*AOI 16*	*AOI 16*	*AOI 16*	*AOI 16*	*AOI 16*	*AOI 16*	*AOI 16*
Sample Location		*B-1*	*B-1*	*B-2*	*B-2*	*B-2*	*B-3*	*B-3*	*B-3*	*B-3*	*B-4*	*B-4*	*B-4*
Sample Identification		*B-1*	*B-1*	*B2*	*B2*	*B-2*	*B3*	*B3*	*B-3*	*B-3*	*B4*	*B4*	*B-4*
Sample Date		*6/1/1978*	*10/24/1979*	*4/19/1978*	*4/26/1978*	*6/1/1978*	*4/19/1978*	*4/26/1978*	*6/1/1978*	*10/24/1979*	*4/19/1978*	*4/26/1978*	*6/1/1978*
Sample Depth		-	-	-	-	-	-	-	-	-	-	-	-
Sample Depth													
	Units												
Metals													
Aluminum	ug/L	--	--	--	--	--	--	--	--	--	--	--	--
Antimony	ug/L	--	--	--	--	--	--	--	--	--	--	--	--
Arsenic	ug/L	**60**[a]	--	--	--	**200**[a]	--	--	**650**[a]	--	--	--	3 U
Arsenic (dissolved)	ug/L	--	10	3 U	3 U	--	3 U	3 U	--	3 U	3 U	3 U	--
Barium	ug/L	--	--	--	--	--	--	--	--	--	--	--	--
Barium (dissolved)	ug/L	--	--	--	--	--	--	--	--	--	--	--	--
Beryllium	ug/L	--	--	--	--	--	--	--	--	--	--	--	--
Cadmium	ug/L	10 U	--	--	--	10 U	--	--	**50**[a]	--	--	--	**10**[a]
Cadmium (dissolved)	ug/L	**10**[a]	10 U	10 U	10 U	**10**[a]	10 U	10 U	--	10 U	10 U	10 U	**10**[a]
Calcium	ug/L	--	--	--	--	--	--	--	--	--	--	--	--
Calcium (dissolved)	ug/L	--	--	--	--	--	--	--	--	--	--	--	--
Chromium	ug/L	--	--	--	--	--	--	--	--	--	--	--	--
Chromium (dissolved)	ug/L	--	--	--	--	--	--	--	--	--	--	--	--
Cobalt	ug/L	--	--	--	--	--	--	--	--	--	--	--	--
Copper	ug/L	--	--	--	--	--	--	--	--	--	--	--	--
Copper (dissolved)	ug/L	--	--	--	--	--	--	--	--	--	--	--	--
Iron	ug/L	--	--	--	--	--	--	--	--	--	--	--	--
Iron (dissolved)	ug/L	--	2800	700	1000	--	9500	7600	--	4100	3900	2300	--
Lead	ug/L	**1400**[a]	--	--	--	**2000**[a]	--	--	**2700**[a]	--	--	--	**600**[a]
Lead (dissolved)	ug/L	200 U	80 U	50 U	50 U	**200**[a]	50 U	50 U	200 U	80 U	50 U	50 U	**200**[a]
Magnesium	ug/L	--	--	--	--	--	--	--	--	--	--	--	--
Magnesium (dissolved)	ug/L	--	--	--	--	--	--	--	--	--	--	--	--
Manganese	ug/L	--	--	--	--	--	--	--	--	--	--	--	--
Manganese (dissolved)	ug/L	--	--	--	--	--	--	--	--	--	--	--	--
Mercury	ug/L	--	--	--	--	--	--	--	--	--	--	--	--
Mercury (dissolved)	ug/L	--	--	--	--	--	--	--	--	--	--	--	--
Nickel	ug/L	--	--	--	--	--	--	--	--	--	--	--	--
Nickel (dissolved)	ug/L	--	--	--	--	--	--	--	--	--	--	--	--
Potassium	ug/L	--	--	--	--	--	--	--	--	--	--	--	--
Selenium	ug/L	--	--	--	--	--	--	--	--	--	--	--	--
Selenium (dissolved)	ug/L	--	--	--	--	--	--	--	--	--	--	--	--
Silver	ug/L	--	--	--	--	--	--	--	--	--	--	--	--
Silver (dissolved)	ug/L	--	--	--	--	--	--	--	--	--	--	--	--
Sodium	ug/L	--	--	--	--	--	--	--	--	--	--	--	--
Thallium	ug/L	--	--	--	--	--	--	--	--	--	--	--	--
Vanadium	ug/L	--	--	--	--	--	--	--	--	--	--	--	--
Zinc	ug/L	--	--	--	--	--	--	--	--	--	--	--	--
Zinc (dissolved)	ug/L	--	--	--	--	--	--	--	--	--	--	--	--

APPENDIX G.3

GROUNDWATER QUALITY DATA
RFI REPORT
FORMER MANUAL TRANSMISSIONS OF MUNCIE FACILITY
MUNCIE, INDIANA

AOI		***AOI 16***	***AOI 16***	***AOI 16***	***AOI 16***	***AOI 16***	***AOI 16***	***AOI 16***	***AOI 16***	***AOI 16***	***AOI 16***	***AOI 16***	***AOI 16***
Sample Location		***B-1***	***B-1***	***B-2***	***B-2***	***B-2***	***B-3***	***B-3***	***B-3***	***B-3***	***B-4***	***B-4***	***B-4***
Sample Identification		***B-1***	***B-1***	***B2***	***B2***	***B-2***	***B3***	***B3***	***B-3***	***B-3***	***B4***	***B4***	***B-4***
Sample Date		***6/1/1978***	***10/24/1979***	***4/19/1978***	***4/26/1978***	***6/1/1978***	***4/19/1978***	***4/26/1978***	***6/1/1978***	***10/24/1979***	***4/19/1978***	***4/26/1978***	***6/1/1978***
Sample Depth		-	-	-	-	-	-	-	-	-	-	-	-
Sample Depth													
	Units												
Gas													
Ethane	ug/L	--	--	--	--	--	--	--	--	--	--	--	--
Ethene	ug/L	--	--	--	--	--	--	--	--	--	--	--	--
Methane	ug/L	--	--	--	--	--	--	--	--	--	--	--	--
General Chemistry													
Alkalinity, bicarbonate	ug/L	--	--	--	--	--	--	--	--	--	--	--	--
Alkalinity, carbonate	ug/L	--	--	--	--	--	--	--	--	--	--	--	--
Bicarbonate (as CaCO3)	ug/L	--	--	326000	318000	--	447000	387000	--	--	395000	412000	--
Chloride	ug/L	24000	--	--	--	28000	--	--	35000	--	--	--	99000
Dissolved organic carbon (DOC)	ug/L	--	--	--	--	--	--	--	--	--	--	--	--
Hardness	ug/L	--	--	--	--	--	--	--	--	--	--	--	--
Hardness, carbonate	ug/L	--	--	--	--	--	--	--	--	--	--	--	--
Nitrate (as N)	ug/L	--	--	--	--	--	--	--	--	--	--	--	--
Nitrite (as N)	ug/L	--	--	--	--	--	--	--	--	--	--	--	--
pH	s.u.	7.7	6.7	7.2	7	7	7	6.9	--	6.9	6.9	7	7.9
Sulfate	ug/L	87000	--	--	--	143000	--	--	147000	--	--	--	151000
Sulfide	ug/L	--	--	--	--	--	--	--	--	--	--	--	--
Total dissolved solids (TDS)	ug/L	404000	686000	--	--	516000	--	--	--	928000	--	--	672000
Total organic carbon (TOC)	ug/L	--	--	--	--	--	--	--	--	--	--	--	--

Notes

ug/L - Micrograms per litre
"-" - No value
U - Not detected at the associated reporting limit
J - Estimated concentration
UJ - Not detected; associated reporting limit is estimated
R - Rejected
s.u. - Standard units
nc - No criteria
ND - Non Detect (calculation)
BOLD[abc] Concentration exceeds associated screening level
IDEM Appendix A: Screening Levels Remedation Closure Guide - March 25, 2014
a - Exceeds IDEM residential tap screening levels
b - Exceeds IDEM residential vapor exposure screening levels
c - Exceeds IDEM commercial/industrial vapor screening levels

APPENDIX G.3

GROUNDWATER QUALITY DATA
RFI REPORT
FORMER MANUAL TRANSMISSIONS OF MUNCIE FACILITY
MUNCIE, INDIANA

AOI		*AOI 16*	*AOI 16*	*AOI 16*	*AOI 16*	*AOI 16*	*AOI 16*	*AOI 16*	*AOI 16*	*AOI 16*	*AOI 16*	*AOI 16*
Sample Location		***B-5***	***B-5***	***B-5***	***B-5***	***B-6***	***B-6***	***B-6***	***B-6***	***B-7***	***B-7***	***B-7***
Sample Identification		***B5***	***B5***	***B-5***	***B-5***	***B6***	***B6***	***B-6***	***B-6***	***B7***	***B7***	***B-7***
Sample Date		***4/19/1978***	***4/26/1978***	***6/1/1978***	***10/24/1979***	***4/19/1978***	***4/26/1978***	***6/1/1978***	***10/24/1979***	***4/19/1978***	***4/26/1978***	***10/24/1979***
Sample Depth		-	-	-	-	-	-	-	-	-	-	-
Sample Depth												
	Units											
Volatile Organic Compounds (VOCs)												
Acetone	ug/L	--	--	--	--	--	--	--	--	--	--	--
Benzene	ug/L	--	--	--	--	--	--	--	--	--	--	--
Bromodichloromethane	ug/L	--	--	--	--	--	--	--	--	--	--	--
Bromoform	ug/L	--	--	--	--	--	--	--	--	--	--	--
Bromomethane (Methyl bromide)	ug/L	--	--	--	--	--	--	--	--	--	--	--
2-Butanone (Methyl ethyl ketone) (MEK)	ug/L	--	--	--	--	--	--	--	--	--	--	--
Carbon disulfide	ug/L	--	--	--	--	--	--	--	--	--	--	--
Carbon tetrachloride	ug/L	--	--	--	--	--	--	--	--	--	--	--
Chlorobenzene	ug/L	--	--	--	--	--	--	--	--	--	--	--
Chloroethane	ug/L	--	--	--	--	--	--	--	--	--	--	--
2-Chloroethyl vinyl ether	ug/L	--	--	--	--	--	--	--	--	--	--	--
Chloroform (Trichloromethane)	ug/L	--	--	--	--	--	--	--	--	--	--	--
Chloromethane (Methyl chloride)	ug/L	--	--	--	--	--	--	--	--	--	--	--
Cyclohexane	ug/L	--	--	--	--	--	--	--	--	--	--	--
1,2-Dibromo-3-chloropropane (DBCP)	ug/L	--	--	--	--	--	--	--	--	--	--	--
Dibromochloromethane	ug/L	--	--	--	--	--	--	--	--	--	--	--
1,2-Dibromoethane (Ethylene dibromide)	ug/L	--	--	--	--	--	--	--	--	--	--	--
1,2-Dichlorobenzene	ug/L	--	--	--	--	--	--	--	--	--	--	--
1,3-Dichlorobenzene	ug/L	--	--	--	--	--	--	--	--	--	--	--
1,4-Dichlorobenzene	ug/L	--	--	--	--	--	--	--	--	--	--	--
Dichlorodifluoromethane (CFC-12)	ug/L	--	--	--	--	--	--	--	--	--	--	--
1,1-Dichloroethane	ug/L	--	--	--	--	--	--	--	--	--	--	--
1,2-Dichloroethane	ug/L	--	--	--	--	--	--	--	--	--	--	--
1,2-Dichloroethene (total)	ug/L	--	--	--	--	--	--	--	--	--	--	--
1,1-Dichloroethene	ug/L	--	--	--	--	--	--	--	--	--	--	--
cis-1,2-Dichloroethene	ug/L	--	--	--	--	--	--	--	--	--	--	--
trans-1,2-Dichloroethene	ug/L	--	--	--	--	--	--	--	--	--	--	--
1,2-Dichloropropane	ug/L	--	--	--	--	--	--	--	--	--	--	--
cis-1,3-Dichloropropene	ug/L	--	--	--	--	--	--	--	--	--	--	--
trans-1,3-Dichloropropene	ug/L	--	--	--	--	--	--	--	--	--	--	--
Ethylbenzene	ug/L	--	--	--	--	--	--	--	--	--	--	--
2-Hexanone	ug/L	--	--	--	--	--	--	--	--	--	--	--
Isopropyl benzene	ug/L	--	--	--	--	--	--	--	--	--	--	--
Methyl acetate	ug/L	--	--	--	--	--	--	--	--	--	--	--
Methyl cyclohexane	ug/L	--	--	--	--	--	--	--	--	--	--	--
Methyl tert butyl ether (MTBE)	ug/L	--	--	--	--	--	--	--	--	--	--	--
4-Methyl-2-pentanone (Methyl isobutyl ketone) (MIBK)	ug/L	--	--	--	--	--	--	--	--	--	--	--
Methylene chloride	ug/L	--	--	--	--	--	--	--	--	--	--	--
Styrene	ug/L	--	--	--	--	--	--	--	--	--	--	--
VOCs (Continued)												

APPENDIX G.3

GROUNDWATER QUALITY DATA
RFI REPORT
FORMER MANUAL TRANSMISSIONS OF MUNCIE FACILITY
MUNCIE, INDIANA

AOI		*AOI 16*	*AOI 16*	*AOI 16*	*AOI 16*	*AOI 16*	*AOI 16*	*AOI 16*	*AOI 16*	*AOI 16*	*AOI 16*	*AOI 16*
Sample Location		*B-5*	*B-5*	*B-5*	*B-5*	*B-6*	*B-6*	*B-6*	*B-6*	*B-7*	*B-7*	*B-7*
Sample Identification		*B5*	*B5*	*B-5*	*B-5*	*B6*	*B6*	*B-6*	*B-6*	*B7*	*B7*	*B-7*
Sample Date		*4/19/1978*	*4/26/1978*	*6/1/1978*	*10/24/1979*	*4/19/1978*	*4/26/1978*	*6/1/1978*	*10/24/1979*	*4/19/1978*	*4/26/1978*	*10/24/1979*
Sample Depth		-	-	-	-	-	-	-	-	-	-	-
Sample Depth												
	Units											
1,1,2,2-Tetrachloroethane	ug/L	--	--	--	--	--	--	--	--	--	--	--
Tetrachloroethene	ug/L	--	--	--	--	--	--	--	--	--	--	--
Toluene	ug/L	--	--	--	--	--	--	--	--	--	--	--
1,2,4-Trichlorobenzene	ug/L	--	--	--	--	--	--	--	--	--	--	--
1,1,1-Trichloroethane	ug/L	--	--	--	--	--	--	--	--	--	--	--
1,1,2-Trichloroethane	ug/L	--	--	--	--	--	--	--	--	--	--	--
Trichloroethene	ug/L	--	--	--	--	--	--	--	--	--	--	--
Trichlorofluoromethane (CFC-11)	ug/L	--	--	--	--	--	--	--	--	--	--	--
Trifluorotrichloroethane (Freon 113)	ug/L	--	--	--	--	--	--	--	--	--	--	--
Vinyl acetate	ug/L	--	--	--	--	--	--	--	--	--	--	--
Vinyl chloride	ug/L	--	--	--	--	--	--	--	--	--	--	--
Xylenes (total)	ug/L	--	--	--	--	--	--	--	--	--	--	--
Semi-Volatile Organic Compounds (SVOCs)												
Acenaphthene	ug/L	--	--	--	--	--	--	--	--	--	--	--
Acenaphthylene	ug/L	--	--	--	--	--	--	--	--	--	--	--
Acetonitrile	ug/L	--	--	--	--	--	--	--	--	--	--	--
Acetophenone	ug/L	--	--	--	--	--	--	--	--	--	--	--
2-Acetylaminofluorene	ug/L	--	--	--	--	--	--	--	--	--	--	--
Acrolein	ug/L	--	--	--	--	--	--	--	--	--	--	--
Acrylonitrile	ug/L	--	--	--	--	--	--	--	--	--	--	--
Allyl chloride	ug/L	--	--	--	--	--	--	--	--	--	--	--
4-Aminobiphenyl	ug/L	--	--	--	--	--	--	--	--	--	--	--
Aniline	ug/L	--	--	--	--	--	--	--	--	--	--	--
Anthracene	ug/L	--	--	--	--	--	--	--	--	--	--	--
Aramite	ug/L	--	--	--	--	--	--	--	--	--	--	--
Atrazine	ug/L	--	--	--	--	--	--	--	--	--	--	--
Benzaldehyde	ug/L	--	--	--	--	--	--	--	--	--	--	--
Benzidine	ug/L	--	--	--	--	--	--	--	--	--	--	--
Benzo(a)anthracene	ug/L	--	--	--	--	--	--	--	--	--	--	--
Benzo(a)pyrene	ug/L	--	--	--	--	--	--	--	--	--	--	--
Benzo(b)fluoranthene	ug/L	--	--	--	--	--	--	--	--	--	--	--
Benzo(g,h,i)perylene	ug/L	--	--	--	--	--	--	--	--	--	--	--
Benzo(k)fluoranthene	ug/L	--	--	--	--	--	--	--	--	--	--	--
Benzoic acid	ug/L	--	--	--	--	--	--	--	--	--	--	--
Benzyl alcohol	ug/L	--	--	--	--	--	--	--	--	--	--	--
Biphenyl (1,1-Biphenyl)	ug/L	--	--	--	--	--	--	--	--	--	--	--
4-Bromophenyl phenyl ether	ug/L	--	--	--	--	--	--	--	--	--	--	--
Butyl benzylphthalate (BBP)	ug/L	--	--	--	--	--	--	--	--	--	--	--
Caprolactam	ug/L	--	--	--	--	--	--	--	--	--	--	--
Carbazole	ug/L	--	--	--	--	--	--	--	--	--	--	--
4-Chloro-3-methylphenol	ug/L	--	--	--	--	--	--	--	--	--	--	--
4-Chloroaniline	ug/L	--	--	--	--	--	--	--	--	--	--	--
Chlorobenzilate	ug/L	--	--	--	--	--	--	--	--	--	--	--
bis(2-Chloroethoxy)methane	ug/L	--	--	--	--	--	--	--	--	--	--	--
bis(2-Chloroethyl)ether	ug/L	--	--	--	--	--	--	--	--	--	--	--

APPENDIX G.3

GROUNDWATER QUALITY DATA
RFI REPORT
FORMER MANUAL TRANSMISSIONS OF MUNCIE FACILITY
MUNCIE, INDIANA

AOI		*AOI 16*	*AOI 16*	*AOI 16*	*AOI 16*	*AOI 16*	*AOI 16*	*AOI 16*	*AOI 16*	*AOI 16*	*AOI 16*	*AOI 16*
Sample Location		***B-5***	***B-5***	***B-5***	***B-5***	***B-6***	***B-6***	***B-6***	***B-6***	***B-7***	***B-7***	***B-7***
Sample Identification		***B5***	***B5***	***B-5***	***B-5***	***B6***	***B6***	***B-6***	***B-6***	***B7***	***B7***	***B-7***
Sample Date		***4/19/1978***	***4/26/1978***	***6/1/1978***	***10/24/1979***	***4/19/1978***	***4/26/1978***	***6/1/1978***	***10/24/1979***	***4/19/1978***	***4/26/1978***	***10/24/1979***
Sample Depth		*-*	*-*	*-*	*-*	*-*	*-*	*-*	*-*	*-*	*-*	*-*
Sample Depth												
	Units											
2-Chloronaphthalene	ug/L	--	--	--	--	--	--	--	--	--	--	--
2-Chlorophenol	ug/L	--	--	--	--	--	--	--	--	--	--	--
4-Chlorophenyl phenyl ether	ug/L	--	--	--	--	--	--	--	--	--	--	--
Chloroprene	ug/L	--	--	--	--	--	--	--	--	--	--	--
Chrysene	ug/L	--	--	--	--	--	--	--	--	--	--	--
Cresol isomers	ug/L	--	--	--	--	--	--	--	--	--	--	--
Diallate	ug/L	--	--	--	--	--	--	--	--	--	--	--
Dibenz(a,h)anthracene	ug/L	--	--	--	--	--	--	--	--	--	--	--
Dibenzofuran	ug/L	--	--	--	--	--	--	--	--	--	--	--
Dibromochloromethane	ug/L	--	--	--	--	--	--	--	--	--	--	--
Dibromomethane	ug/L	--	--	--	--	--	--	--	--	--	--	--
trans-1,4-Dichloro-2-butene	ug/L	--	--	--	--	--	--	--	--	--	--	--
3,3'-Dichlorobenzidine	ug/L	--	--	--	--	--	--	--	--	--	--	--
2,4-Dichlorophenol	ug/L	--	--	--	--	--	--	--	--	--	--	--
2,6-Dichlorophenol	ug/L	--	--	--	--	--	--	--	--	--	--	--
Diethyl phthalate	ug/L	--	--	--	--	--	--	--	--	--	--	--
Dimethoate	ug/L	--	--	--	--	--	--	--	--	--	--	--
Dimethyl phthalate	ug/L	--	--	--	--	--	--	--	--	--	--	--
p-Dimethylaminoazobenzene A	ug/L	--	--	--	--	--	--	--	--	--	--	--
7,12-Dimethylbenz(a)anthracene	ug/L	--	--	--	--	--	--	--	--	--	--	--
3,3-Dimethylbenzidine	ug/L	--	--	--	--	--	--	--	--	--	--	--
a,a-Dimethylphenethylamine	ug/L	--	--	--	--	--	--	--	--	--	--	--
2,4-Dimethylphenol	ug/L	--	--	--	--	--	--	--	--	--	--	--
Di-n-butylphthalate (DBP)	ug/L	--	--	--	--	--	--	--	--	--	--	--
4,6-Dinitro-2-methylphenol	ug/L	--	--	--	--	--	--	--	--	--	--	--
Dinitrobenzene, NOS	ug/L	--	--	--	--	--	--	--	--	--	--	--
2,4-Dinitrophenol	ug/L	--	--	--	--	--	--	--	--	--	--	--
2,4-Dinitrotoluene	ug/L	--	--	--	--	--	--	--	--	--	--	--
2,6-Dinitrotoluene	ug/L	--	--	--	--	--	--	--	--	--	--	--
Di-n-octyl phthalate (DnOP)	ug/L	--	--	--	--	--	--	--	--	--	--	--
1,4-Dioxane	ug/L	--	--	--	--	--	--	--	--	--	--	--
Diphenylamine	ug/L	--	--	--	--	--	--	--	--	--	--	--
1,2-Diphenylhydrazine	ug/L	--	--	--	--	--	--	--	--	--	--	--
Disulfoton	ug/L	--	--	--	--	--	--	--	--	--	--	--

APPENDIX G.3

GROUNDWATER QUALITY DATA
RFI REPORT
FORMER MANUAL TRANSMISSIONS OF MUNCIE FACILITY
MUNCIE, INDIANA

AOI		*AOI 16*	*AOI 16*	*AOI 16*	*AOI 16*	*AOI 16*	*AOI 16*	*AOI 16*	*AOI 16*	*AOI 16*	*AOI 16*	*AOI 16*
Sample Location		*B-5*	*B-5*	*B-5*	*B-5*	*B-6*	*B-6*	*B-6*	*B-6*	*B-7*	*B-7*	*B-7*
Sample Identification		*B5*	*B5*	*B-5*	*B-5*	*B6*	*B6*	*B-6*	*B-6*	*B7*	*B7*	*B-7*
Sample Date		*4/19/1978*	*4/26/1978*	*6/1/1978*	*10/24/1979*	*4/19/1978*	*4/26/1978*	*6/1/1978*	*10/24/1979*	*4/19/1978*	*4/26/1978*	*10/24/1979*
Sample Depth		-	-	-	-	-	-	-	-	-	-	-
Sample Depth												
	Units											
SVOCs (Continued)												
Ethyl methacrylate	ug/L	--	--	--	--	--	--	--	--	--	--	--
Ethyl methanesulfonate	ug/L	--	--	--	--	--	--	--	--	--	--	--
bis(2-Ethylhexyl)phthalate (DEHP)	ug/L	--	--	--	--	--	--	--	--	--	--	--
Famphur	ug/L	--	--	--	--	--	--	--	--	--	--	--
Fluoranthene	ug/L	--	--	--	--	--	--	--	--	--	--	--
Fluorene	ug/L	--	--	--	--	--	--	--	--	--	--	--
Hexachlorobenzene	ug/L	--	--	--	--	--	--	--	--	--	--	--
Hexachlorobutadiene	ug/L	--	--	--	--	--	--	--	--	--	--	--
Hexachlorocyclopentadiene	ug/L	--	--	--	--	--	--	--	--	--	--	--
Hexachloroethane	ug/L	--	--	--	--	--	--	--	--	--	--	--
Hexachlorophene A	ug/L	--	--	--	--	--	--	--	--	--	--	--
Hexachloropropene	ug/L	--	--	--	--	--	--	--	--	--	--	--
Indeno(1,2,3-cd)pyrene	ug/L	--	--	--	--	--	--	--	--	--	--	--
Iodomethane	ug/L	--	--	--	--	--	--	--	--	--	--	--
Isodrin	ug/L	--	--	--	--	--	--	--	--	--	--	--
Isophorone	ug/L	--	--	--	--	--	--	--	--	--	--	--
Isosafrole	ug/L	--	--	--	--	--	--	--	--	--	--	--
Kepone	ug/L	--	--	--	--	--	--	--	--	--	--	--
Methapyrilene	ug/L	--	--	--	--	--	--	--	--	--	--	--
Methyl acrylonitrile	ug/L	--	--	--	--	--	--	--	--	--	--	--
Methyl methacrylate	ug/L	--	--	--	--	--	--	--	--	--	--	--
Methyl methanesulfonate	ug/L	--	--	--	--	--	--	--	--	--	--	--
Methyl parathion	ug/L	--	--	--	--	--	--	--	--	--	--	--
3-Methylcholanthrene	ug/L	--	--	--	--	--	--	--	--	--	--	--
2-Methylnaphthalene	ug/L	--	--	--	--	--	--	--	--	--	--	--
2-Methylphenol	ug/L	--	--	--	--	--	--	--	--	--	--	--
3&4-Methylphenol	ug/L	--	--	--	--	--	--	--	--	--	--	--
4-Methylphenol	ug/L	--	--	--	--	--	--	--	--	--	--	--
Naphthalene	ug/L	--	--	--	--	--	--	--	--	--	--	--
1,4-Naphthoquinone	ug/L	--	--	--	--	--	--	--	--	--	--	--
1-Naphthylamine	ug/L	--	--	--	--	--	--	--	--	--	--	--
2-Naphthylamine	ug/L	--	--	--	--	--	--	--	--	--	--	--
2-Nitroaniline	ug/L	--	--	--	--	--	--	--	--	--	--	--
3-Nitroaniline	ug/L	--	--	--	--	--	--	--	--	--	--	--
4-Nitroaniline	ug/L	--	--	--	--	--	--	--	--	--	--	--
Nitrobenzene	ug/L	--	--	--	--	--	--	--	--	--	--	--
2-Nitrophenol	ug/L	--	--	--	--	--	--	--	--	--	--	--
4-Nitrophenol	ug/L	--	--	--	--	--	--	--	--	--	--	--
4-Nitroquinoline-N-oxide	ug/L	--	--	--	--	--	--	--	--	--	--	--
N-Nitrosodi-n-butylamine	ug/L	--	--	--	--	--	--	--	--	--	--	--
N-Nitrosodi-n-propylamine	ug/L	--	--	--	--	--	--	--	--	--	--	--
N-Nitrosodiphenylamine	ug/L	--	--	--	--	--	--	--	--	--	--	--
N-Nitrosodiethylamine	ug/L	--	--	--	--	--	--	--	--	--	--	--
N-Nitrosodimethylamine	ug/L	--	--	--	--	--	--	--	--	--	--	--
N-Nitrosomethylethylamine	ug/L	--	--	--	--	--	--	--	--	--	--	--

APPENDIX G.3

GROUNDWATER QUALITY DATA
RFI REPORT
FORMER MANUAL TRANSMISSIONS OF MUNCIE FACILITY
MUNCIE, INDIANA

AOI		*AOI 16*	*AOI 16*	*AOI 16*	*AOI 16*	*AOI 16*	*AOI 16*	*AOI 16*	*AOI 16*	*AOI 16*	*AOI 16*	*AOI 16*
Sample Location		*B-5*	*B-5*	*B-5*	*B-5*	*B-6*	*B-6*	*B-6*	*B-6*	*B-7*	*B-7*	*B-7*
Sample Identification		*B5*	*B5*	*B-5*	*B-5*	*B6*	*B6*	*B-6*	*B-6*	*B7*	*B7*	*B-7*
Sample Date		*4/19/1978*	*4/26/1978*	*6/1/1978*	*10/24/1979*	*4/19/1978*	*4/26/1978*	*6/1/1978*	*10/24/1979*	*4/19/1978*	*4/26/1978*	*10/24/1979*
Sample Depth		-	-	-	-	-	-	-	-	-	-	-
Sample Depth												
	Units											
SVOCs (Continued)												
N-Nitrosomorpholine	ug/L	--	--	--	--	--	--	--	--	--	--	--
N-Nitrosopiperidine	ug/L	--	--	--	--	--	--	--	--	--	--	--
N-Nitrosopyrrolidine	ug/L	--	--	--	--	--	--	--	--	--	--	--
2,2'-Oxybis(1-chloropropane) (bis(2-Chloroisopropyl) ether)	ug/L	--	--	--	--	--	--	--	--	--	--	--
Pentachlorobenzene	ug/L	--	--	--	--	--	--	--	--	--	--	--
Pentachloroethane	ug/L	--	--	--	--	--	--	--	--	--	--	--
Pentachloronitrobenzene	ug/L	--	--	--	--	--	--	--	--	--	--	--
Pentachlorophenol	ug/L	--	--	--	--	--	--	--	--	--	--	--
Phenacetin	ug/L	--	--	--	--	--	--	--	--	--	--	--
Phenanthrene	ug/L	--	--	--	--	--	--	--	--	--	--	--
Phenol	ug/L	--	--	4	--	--	--	7	--	--	--	--
p-Phenylenediamine	ug/L	--	--	--	--	--	--	--	--	--	--	--
Phorate	ug/L	--	--	--	--	--	--	--	--	--	--	--
2-Picoline	ug/L	--	--	--	--	--	--	--	--	--	--	--
Pronamide	ug/L	--	--	--	--	--	--	--	--	--	--	--
Propionitrile (ethyl cyanide)	ug/L	--	--	--	--	--	--	--	--	--	--	--
Pyrene	ug/L	--	--	--	--	--	--	--	--	--	--	--
Pyridine	ug/L	--	--	--	--	--	--	--	--	--	--	--
Safrole	ug/L	--	--	--	--	--	--	--	--	--	--	--
1,2,4,5-Tetrachlorobenzene	ug/L	--	--	--	--	--	--	--	--	--	--	--
1,1,1,2-Tetrachloroethane	ug/L	--	--	--	--	--	--	--	--	--	--	--
2,3,4,6-Tetrachlorophenol	ug/L	--	--	--	--	--	--	--	--	--	--	--
Thionazin (O,O-diethyl-O-2-pyrazinyl phosphorothioate)	ug/L	--	--	--	--	--	--	--	--	--	--	--
o-Toluidine A	ug/L	--	--	--	--	--	--	--	--	--	--	--
5-Nitro-2-toluidine	ug/L	--	--	--	--	--	--	--	--	--	--	--
2,4,5-Trichlorophenol	ug/L	--	--	--	--	--	--	--	--	--	--	--
2,4,6-Trichlorophenol	ug/L	--	--	--	--	--	--	--	--	--	--	--
1,2,3-Trichloropropane	ug/L	--	--	--	--	--	--	--	--	--	--	--
0,0,0-Triethylphosphorothioate	ug/L	--	--	--	--	--	--	--	--	--	--	--
1,3,5-Trinitrobenzene	ug/L	--	--	--	--	--	--	--	--	--	--	--
PCBs												
Aroclor-1016 (PCB-1016)	ug/L	--	--	--	--	--	--	--	--	--	--	--
Aroclor-1221 (PCB-1221)	ug/L	--	--	--	--	--	--	--	--	--	--	--
Aroclor-1232 (PCB-1232)	ug/L	--	--	--	--	--	--	--	--	--	--	--
Aroclor-1242 (PCB-1242)	ug/L	--	--	--	--	--	--	--	--	--	--	--
Aroclor-1248 (PCB-1248)	ug/L	--	--	--	--	--	--	--	--	--	--	--
Aroclor-1254 (PCB-1254)	ug/L	--	--	--	--	--	--	--	--	--	--	--
Aroclor-1260 (PCB-1260)	ug/L	--	--	--	--	--	--	--	--	--	--	--
Total PCBs	ug/L	0.2	0.2	**0.6[a]**	200 U	**0.6[a]**	0.1 U	**0.6[a]**	200 U	0.3	**1[a]**	200 U
Total Petroleum Hydrocarbons (TPH)												
Total Petroleum Hydrocarbons - Purgeable (GRO)	ug/L	--	--	--	--	--	--	--	--	--	--	--

APPENDIX G.3

GROUNDWATER QUALITY DATA
RFI REPORT
FORMER MANUAL TRANSMISSIONS OF MUNCIE FACILITY
MUNCIE, INDIANA

AOI		*AOI 16*	*AOI 16*	*AOI 16*	*AOI 16*	*AOI 16*	*AOI 16*	*AOI 16*	*AOI 16*	*AOI 16*	*AOI 16*	*AOI 16*
Sample Location		***B-5***	***B-5***	***B-5***	***B-5***	***B-6***	***B-6***	***B-6***	***B-6***	***B-7***	***B-7***	***B-7***
Sample Identification		***B5***	***B5***	***B-5***	***B-5***	***B6***	***B6***	***B-6***	***B-6***	***B7***	***B7***	***B-7***
Sample Date		***4/19/1978***	***4/26/1978***	***6/1/1978***	***10/24/1979***	***4/19/1978***	***4/26/1978***	***6/1/1978***	***10/24/1979***	***4/19/1978***	***4/26/1978***	***10/24/1979***
Sample Depth		-	-	-	-	-	-	-	-	-	-	-
Sample Depth												
	Units											
Metals												
Aluminum	ug/L	--	--	--	--	--	--	--	--	--	--	--
Antimony	ug/L	--	--	--	--	--	--	--	--	--	--	--
Arsenic	ug/L	--	--	7	--	--	--	3 U	--	--	--	--
Arsenic (dissolved)	ug/L	3 U	3 U	--	10	3 U	3 U	--	3 U	3 U	3 U	10
Barium	ug/L	--	--	--	--	--	--	--	--	--	--	--
Barium (dissolved)	ug/L	--	--	--	--	--	--	--	--	--	--	--
Beryllium	ug/L	--	--	--	--	--	--	--	--	--	--	--
Cadmium	ug/L	--	--	**10**[a]	--	--	--	10 U	--	--	--	--
Cadmium (dissolved)	ug/L	10 U	10 U	50 U	10 U	10 U	10 U	50 U	10 U	10 U	10 U	10 U
Calcium	ug/L	--	--	--	--	--	--	--	--	--	--	--
Calcium (dissolved)	ug/L	--	--	--	--	--	--	--	--	--	--	--
Chromium	ug/L	--	--	--	--	--	--	--	--	--	--	--
Chromium (dissolved)	ug/L	--	--	--	--	--	--	--	--	--	--	--
Cobalt	ug/L	--	--	--	--	--	--	--	--	--	--	--
Copper	ug/L	--	--	--	--	--	--	--	--	--	--	--
Copper (dissolved)	ug/L	--	--	--	--	--	--	--	--	--	--	--
Iron	ug/L	--	--	--	--	--	--	--	--	--	--	--
Iron (dissolved)	ug/L	4100	4300	--	3200	5200	5400	--	4300	2800	2800	700
Lead	ug/L	--	--	**600**[a]	--	--	--	**300**[a]	--	--	--	--
Lead (dissolved)	ug/L	50 U	50 U	**400**[a]	80 U	50 U	50 U	**200**[a]	80 U	50 U	50 U	80 U
Magnesium	ug/L	--	--	--	--	--	--	--	--	--	--	--
Magnesium (dissolved)	ug/L	--	--	--	--	--	--	--	--	--	--	--
Manganese	ug/L	--	--	--	--	--	--	--	--	--	--	--
Manganese (dissolved)	ug/L	--	--	--	--	--	--	--	--	--	--	--
Mercury	ug/L	--	--	--	--	--	--	--	--	--	--	--
Mercury (dissolved)	ug/L	--	--	--	--	--	--	--	--	--	--	--
Nickel	ug/L	--	--	--	--	--	--	--	--	--	--	--
Nickel (dissolved)	ug/L	--	--	--	--	--	--	--	--	--	--	--
Potassium	ug/L	--	--	--	--	--	--	--	--	--	--	--
Selenium	ug/L	--	--	--	--	--	--	--	--	--	--	--
Selenium (dissolved)	ug/L	--	--	--	--	--	--	--	--	--	--	--
Silver	ug/L	--	--	--	--	--	--	--	--	--	--	--
Silver (dissolved)	ug/L	--	--	--	--	--	--	--	--	--	--	--
Sodium	ug/L	--	--	--	--	--	--	--	--	--	--	--
Thallium	ug/L	--	--	--	--	--	--	--	--	--	--	--
Vanadium	ug/L	--	--	--	--	--	--	--	--	--	--	--
Zinc	ug/L	--	--	--	--	--	--	--	--	--	--	--
Zinc (dissolved)	ug/L	--	--	--	--	--	--	--	--	--	--	--

APPENDIX G.3

GROUNDWATER QUALITY DATA
RFI REPORT
FORMER MANUAL TRANSMISSIONS OF MUNCIE FACILITY
MUNCIE, INDIANA

AOI		***AOI 16***	***AOI 16***	***AOI 16***	***AOI 16***	***AOI 16***	***AOI 16***	***AOI 16***	***AOI 16***	***AOI 16***	***AOI 16***	***AOI 16***
Sample Location		***B-5***	***B-5***	***B-5***	***B-5***	***B-6***	***B-6***	***B-6***	***B-6***	***B-7***	***B-7***	***B-7***
Sample Identification		***B5***	***B5***	***B-5***	***B-5***	***B6***	***B6***	***B-6***	***B-6***	***B7***	***B7***	***B-7***
Sample Date		***4/19/1978***	***4/26/1978***	***6/1/1978***	***10/24/1979***	***4/19/1978***	***4/26/1978***	***6/1/1978***	***10/24/1979***	***4/19/1978***	***4/26/1978***	***10/24/1979***
Sample Depth		-	-	-	-	-	-	-	-	-	-	-
Sample Depth												
	Units											
Gas												
Ethane	ug/L	--	--	--	--	--	--	--	--	--	--	--
Ethene	ug/L	--	--	--	--	--	--	--	--	--	--	--
Methane	ug/L	--	--	--	--	--	--	--	--	--	--	--
General Chemistry												
Alkalinity, bicarbonate	ug/L	--	--	--	--	--	--	--	--	--	--	--
Alkalinity, carbonate	ug/L	--	--	--	--	--	--	--	--	--	--	--
Bicarbonate (as CaCO3)	ug/L	430000	412000	--	--	378000	430000	--	--	412000	378000	--
Chloride	ug/L	--	--	61000	--	--	--	54000	--	--	--	--
Dissolved organic carbon (DOC)	ug/L	--	--	--	--	--	--	--	--	--	--	--
Hardness	ug/L	--	--	--	--	--	--	--	--	--	--	--
Hardness, carbonate	ug/L	--	--	--	--	--	--	--	--	--	--	--
Nitrate (as N)	ug/L	--	--	--	--	--	--	--	--	--	--	--
Nitrite (as N)	ug/L	--	--	--	--	--	--	--	--	--	--	--
pH	s.u.	7	7	7.8	6.9	6.9	6.9	7.4	7.1	7	7	7.2
Sulfate	ug/L	--	--	110000	--	--	--	115000	--	--	--	--
Sulfide	ug/L	--	--	--	--	--	--	--	--	--	--	--
Total dissolved solids (TDS)	ug/L	--	--	612000	694000	--	--	752000	970000	--	--	760000
Total organic carbon (TOC)	ug/L	--	--	--	--	--	--	--	--	--	--	--

Notes

ug/L - Micrograms per litre
"-" - No value
U - Not detected at the associated reporting limit
J - Estimated concentration
UJ - Not detected; associated reporting limit is estimated
R - Rejected
s.u. - Standard units
nc - No criteria
ND - Non Detect (calculation)
BOLD[abc] Concentration exceeds associated screening level
IDEM Appendix A: Screening Levels Remedation Closure Guide - March 25, 2014
a - Exceeds IDEM residential tap screening levels
b - Exceeds IDEM residential vapor exposure screening levels
c - Exceeds IDEM commercial/industrial vapor screening levels

APPENDIX G.3

GROUNDWATER QUALITY DATA
RFI REPORT
FORMER MANUAL TRANSMISSIONS OF MUNCIE FACILITY
MUNCIE, INDIANA

AOI		*AOI 16*	*AOI 16*	*AOI 16*	*AOI 16*	*AOI 16*	*AOI 16*	*AOI 16*	*AOI 16*	*AOI 16*	*AOI 16*	*AOI 16*
Sample Location		***B-7A***	***B-7A***	***B-7A***	***B-8***	***B-8***	***B-8***	***B-8A***	***B-8A***	***B-9***	***B-9***	***B-9A***
Sample Identification		***B7A***	***B7A***	***B-7A***	***B8***	***B8***	***B-8***	***B8A***	***B8A***	***B9***	***B9***	***B9A***
Sample Date		***4/19/1978***	***4/26/1978***	***10/24/1979***	***4/19/1978***	***4/26/1978***	***10/24/1979***	***4/19/1978***	***4/26/1978***	***4/19/1978***	***4/26/1978***	***4/19/1978***
Sample Depth		*-*	*-*	*-*	*-*	*-*	*-*	*-*	*-*	*-*	*-*	*-*
Sample Depth												
	Units											
Volatile Organic Compounds (VOCs)												
Acetone	ug/L	--	--	--	--	--	--	--	--	--	--	--
Benzene	ug/L	--	--	--	--	--	--	--	--	--	--	--
Bromodichloromethane	ug/L	--	--	--	--	--	--	--	--	--	--	--
Bromoform	ug/L	--	--	--	--	--	--	--	--	--	--	--
Bromomethane (Methyl bromide)	ug/L	--	--	--	--	--	--	--	--	--	--	--
2-Butanone (Methyl ethyl ketone) (MEK)	ug/L	--	--	--	--	--	--	--	--	--	--	--
Carbon disulfide	ug/L	--	--	--	--	--	--	--	--	--	--	--
Carbon tetrachloride	ug/L	--	--	--	--	--	--	--	--	--	--	--
Chlorobenzene	ug/L	--	--	--	--	--	--	--	--	--	--	--
Chloroethane	ug/L	--	--	--	--	--	--	--	--	--	--	--
2-Chloroethyl vinyl ether	ug/L	--	--	--	--	--	--	--	--	--	--	--
Chloroform (Trichloromethane)	ug/L	--	--	--	--	--	--	--	--	--	--	--
Chloromethane (Methyl chloride)	ug/L	--	--	--	--	--	--	--	--	--	--	--
Cyclohexane	ug/L	--	--	--	--	--	--	--	--	--	--	--
1,2-Dibromo-3-chloropropane (DBCP)	ug/L	--	--	--	--	--	--	--	--	--	--	--
Dibromochloromethane	ug/L	--	--	--	--	--	--	--	--	--	--	--
1,2-Dibromoethane (Ethylene dibromide)	ug/L	--	--	--	--	--	--	--	--	--	--	--
1,2-Dichlorobenzene	ug/L	--	--	--	--	--	--	--	--	--	--	--
1,3-Dichlorobenzene	ug/L	--	--	--	--	--	--	--	--	--	--	--
1,4-Dichlorobenzene	ug/L	--	--	--	--	--	--	--	--	--	--	--
Dichlorodifluoromethane (CFC-12)	ug/L	--	--	--	--	--	--	--	--	--	--	--
1,1-Dichloroethane	ug/L	--	--	--	--	--	--	--	--	--	--	--
1,2-Dichloroethane	ug/L	--	--	--	--	--	--	--	--	--	--	--
1,2-Dichloroethene (total)	ug/L	--	--	--	--	--	--	--	--	--	--	--
1,1-Dichloroethene	ug/L	--	--	--	--	--	--	--	--	--	--	--
cis-1,2-Dichloroethene	ug/L	--	--	--	--	--	--	--	--	--	--	--
trans-1,2-Dichloroethene	ug/L	--	--	--	--	--	--	--	--	--	--	--
1,2-Dichloropropane	ug/L	--	--	--	--	--	--	--	--	--	--	--
cis-1,3-Dichloropropene	ug/L	--	--	--	--	--	--	--	--	--	--	--
trans-1,3-Dichloropropene	ug/L	--	--	--	--	--	--	--	--	--	--	--
Ethylbenzene	ug/L	--	--	--	--	--	--	--	--	--	--	--
2-Hexanone	ug/L	--	--	--	--	--	--	--	--	--	--	--
Isopropyl benzene	ug/L	--	--	--	--	--	--	--	--	--	--	--
Methyl acetate	ug/L	--	--	--	--	--	--	--	--	--	--	--
Methyl cyclohexane	ug/L	--	--	--	--	--	--	--	--	--	--	--
Methyl tert butyl ether (MTBE)	ug/L	--	--	--	--	--	--	--	--	--	--	--
4-Methyl-2-pentanone (Methyl isobutyl ketone) (MIBK)	ug/L	--	--	--	--	--	--	--	--	--	--	--
Methylene chloride	ug/L	--	--	--	--	--	--	--	--	--	--	--
Styrene	ug/L	--	--	--	--	--	--	--	--	--	--	--
VOCs (Continued)												

APPENDIX G.3

GROUNDWATER QUALITY DATA
RFI REPORT
FORMER MANUAL TRANSMISSIONS OF MUNCIE FACILITY
MUNCIE, INDIANA

AOI		*AOI 16*	*AOI 16*	*AOI 16*	*AOI 16*	*AOI 16*	*AOI 16*	*AOI 16*	*AOI 16*	*AOI 16*	*AOI 16*	*AOI 16*
Sample Location		*B-7A*	*B-7A*	*B-7A*	*B-8*	*B-8*	*B-8*	*B-8A*	*B-8A*	*B-9*	*B-9*	*B-9A*
Sample Identification		*B7A*	*B7A*	*B-7A*	*B8*	*B8*	*B-8*	*B8A*	*B8A*	*B9*	*B9*	*B9A*
Sample Date		*4/19/1978*	*4/26/1978*	*10/24/1979*	*4/19/1978*	*4/26/1978*	*10/24/1979*	*4/19/1978*	*4/26/1978*	*4/19/1978*	*4/26/1978*	*4/19/1978*
Sample Depth		*-*	*-*	*-*	*-*	*-*	*-*	*-*	*-*	*-*	*-*	*-*
Sample Depth												
	Units											
1,1,2,2-Tetrachloroethane	ug/L	--	--	--	--	--	--	--	--	--	--	--
Tetrachloroethene	ug/L	--	--	--	--	--	--	--	--	--	--	--
Toluene	ug/L	--	--	--	--	--	--	--	--	--	--	--
1,2,4-Trichlorobenzene	ug/L	--	--	--	--	--	--	--	--	--	--	--
1,1,1-Trichloroethane	ug/L	--	--	--	--	--	--	--	--	--	--	--
1,1,2-Trichloroethane	ug/L	--	--	--	--	--	--	--	--	--	--	--
Trichloroethene	ug/L	--	--	--	--	--	--	--	--	--	--	--
Trichlorofluoromethane (CFC-11)	ug/L	--	--	--	--	--	--	--	--	--	--	--
Trifluorotrichloroethane (Freon 113)	ug/L	--	--	--	--	--	--	--	--	--	--	--
Vinyl acetate	ug/L	--	--	--	--	--	--	--	--	--	--	--
Vinyl chloride	ug/L	--	--	--	--	--	--	--	--	--	--	--
Xylenes (total)	ug/L	--	--	--	--	--	--	--	--	--	--	--
Semi-Volatile Organic Compounds (SVOCs)												
Acenaphthene	ug/L	--	--	--	--	--	--	--	--	--	--	--
Acenaphthylene	ug/L	--	--	--	--	--	--	--	--	--	--	--
Acetonitrile	ug/L	--	--	--	--	--	--	--	--	--	--	--
Acetophenone	ug/L	--	--	--	--	--	--	--	--	--	--	--
2-Acetylaminofluorene	ug/L	--	--	--	--	--	--	--	--	--	--	--
Acrolein	ug/L	--	--	--	--	--	--	--	--	--	--	--
Acrylonitrile	ug/L	--	--	--	--	--	--	--	--	--	--	--
Allyl chloride	ug/L	--	--	--	--	--	--	--	--	--	--	--
4-Aminobiphenyl	ug/L	--	--	--	--	--	--	--	--	--	--	--
Aniline	ug/L	--	--	--	--	--	--	--	--	--	--	--
Anthracene	ug/L	--	--	--	--	--	--	--	--	--	--	--
Aramite	ug/L	--	--	--	--	--	--	--	--	--	--	--
Atrazine	ug/L	--	--	--	--	--	--	--	--	--	--	--
Benzaldehyde	ug/L	--	--	--	--	--	--	--	--	--	--	--
Benzidine	ug/L	--	--	--	--	--	--	--	--	--	--	--
Benzo(a)anthracene	ug/L	--	--	--	--	--	--	--	--	--	--	--
Benzo(a)pyrene	ug/L	--	--	--	--	--	--	--	--	--	--	--
Benzo(b)fluoranthene	ug/L	--	--	--	--	--	--	--	--	--	--	--
Benzo(g,h,i)perylene	ug/L	--	--	--	--	--	--	--	--	--	--	--
Benzo(k)fluoranthene	ug/L	--	--	--	--	--	--	--	--	--	--	--
Benzoic acid	ug/L	--	--	--	--	--	--	--	--	--	--	--
Benzyl alcohol	ug/L	--	--	--	--	--	--	--	--	--	--	--
Biphenyl (1,1-Biphenyl)	ug/L	--	--	--	--	--	--	--	--	--	--	--
4-Bromophenyl phenyl ether	ug/L	--	--	--	--	--	--	--	--	--	--	--
Butyl benzylphthalate (BBP)	ug/L	--	--	--	--	--	--	--	--	--	--	--
Caprolactam	ug/L	--	--	--	--	--	--	--	--	--	--	--
Carbazole	ug/L	--	--	--	--	--	--	--	--	--	--	--
4-Chloro-3-methylphenol	ug/L	--	--	--	--	--	--	--	--	--	--	--
4-Chloroaniline	ug/L	--	--	--	--	--	--	--	--	--	--	--
Chlorobenzilate	ug/L	--	--	--	--	--	--	--	--	--	--	--
bis(2-Chloroethoxy)methane	ug/L	--	--	--	--	--	--	--	--	--	--	--
bis(2-Chloroethyl)ether	ug/L	--	--	--	--	--	--	--	--	--	--	--

APPENDIX G.3

GROUNDWATER QUALITY DATA
RFI REPORT
FORMER MANUAL TRANSMISSIONS OF MUNCIE FACILITY
MUNCIE, INDIANA

AOI		*AOI 16*	*AOI 16*	*AOI 16*	*AOI 16*	*AOI 16*	*AOI 16*	*AOI 16*	*AOI 16*	*AOI 16*	*AOI 16*	*AOI 16*
Sample Location		*B-7A*	*B-7A*	*B-7A*	*B-8*	*B-8*	*B-8*	*B-8A*	*B-8A*	*B-9*	*B-9*	*B-9A*
Sample Identification		*B7A*	*B7A*	*B-7A*	*B8*	*B8*	*B-8*	*B8A*	*B8A*	*B9*	*B9*	*B9A*
Sample Date		*4/19/1978*	*4/26/1978*	*10/24/1979*	*4/19/1978*	*4/26/1978*	*10/24/1979*	*4/19/1978*	*4/26/1978*	*4/19/1978*	*4/26/1978*	*4/19/1978*
Sample Depth		-	-	-	-	-	-	-	-	-	-	-
Sample Depth												
	Units											
2-Chloronaphthalene	ug/L	--	--	--	--	--	--	--	--	--	--	--
2-Chlorophenol	ug/L	--	--	--	--	--	--	--	--	--	--	--
4-Chlorophenyl phenyl ether	ug/L	--	--	--	--	--	--	--	--	--	--	--
Chloroprene	ug/L	--	--	--	--	--	--	--	--	--	--	--
Chrysene	ug/L	--	--	--	--	--	--	--	--	--	--	--
Cresol isomers	ug/L	--	--	--	--	--	--	--	--	--	--	--
Diallate	ug/L	--	--	--	--	--	--	--	--	--	--	--
Dibenz(a,h)anthracene	ug/L	--	--	--	--	--	--	--	--	--	--	--
Dibenzofuran	ug/L	--	--	--	--	--	--	--	--	--	--	--
Dibromochloromethane	ug/L	--	--	--	--	--	--	--	--	--	--	--
Dibromomethane	ug/L	--	--	--	--	--	--	--	--	--	--	--
trans-1,4-Dichloro-2-butene	ug/L	--	--	--	--	--	--	--	--	--	--	--
3,3'-Dichlorobenzidine	ug/L	--	--	--	--	--	--	--	--	--	--	--
2,4-Dichlorophenol	ug/L	--	--	--	--	--	--	--	--	--	--	--
2,6-Dichlorophenol	ug/L	--	--	--	--	--	--	--	--	--	--	--
Diethyl phthalate	ug/L	--	--	--	--	--	--	--	--	--	--	--
Dimethoate	ug/L	--	--	--	--	--	--	--	--	--	--	--
Dimethyl phthalate	ug/L	--	--	--	--	--	--	--	--	--	--	--
p-Dimethylaminoazobenzene A	ug/L	--	--	--	--	--	--	--	--	--	--	--
7,12-Dimethylbenz(a)anthracene	ug/L	--	--	--	--	--	--	--	--	--	--	--
3,3-Dimethylbenzidine	ug/L	--	--	--	--	--	--	--	--	--	--	--
a,a-Dimethylphenethylamine	ug/L	--	--	--	--	--	--	--	--	--	--	--
2,4-Dimethylphenol	ug/L	--	--	--	--	--	--	--	--	--	--	--
Di-n-butylphthalate (DBP)	ug/L	--	--	--	--	--	--	--	--	--	--	--
4,6-Dinitro-2-methylphenol	ug/L	--	--	--	--	--	--	--	--	--	--	--
Dinitrobenzene, NOS	ug/L	--	--	--	--	--	--	--	--	--	--	--
2,4-Dinitrophenol	ug/L	--	--	--	--	--	--	--	--	--	--	--
2,4-Dinitrotoluene	ug/L	--	--	--	--	--	--	--	--	--	--	--
2,6-Dinitrotoluene	ug/L	--	--	--	--	--	--	--	--	--	--	--
Di-n-octyl phthalate (DnOP)	ug/L	--	--	--	--	--	--	--	--	--	--	--
1,4-Dioxane	ug/L	--	--	--	--	--	--	--	--	--	--	--
Diphenylamine	ug/L	--	--	--	--	--	--	--	--	--	--	--
1,2-Diphenylhydrazine	ug/L	--	--	--	--	--	--	--	--	--	--	--
Disulfoton	ug/L	--	--	--	--	--	--	--	--	--	--	--

APPENDIX G.3

GROUNDWATER QUALITY DATA
RFI REPORT
FORMER MANUAL TRANSMISSIONS OF MUNCIE FACILITY
MUNCIE, INDIANA

AOI		*AOI 16*	*AOI 16*	*AOI 16*	*AOI 16*	*AOI 16*	*AOI 16*	*AOI 16*	*AOI 16*	*AOI 16*	*AOI 16*	*AOI 16*
Sample Location		*B-7A*	*B-7A*	*B-7A*	*B-8*	*B-8*	*B-8*	*B-8A*	*B-8A*	*B-9*	*B-9*	*B-9A*
Sample Identification		*B7A*	*B7A*	*B-7A*	*B8*	*B8*	*B-8*	*B8A*	*B8A*	*B9*	*B9*	*B9A*
Sample Date		*4/19/1978*	*4/26/1978*	*10/24/1979*	*4/19/1978*	*4/26/1978*	*10/24/1979*	*4/19/1978*	*4/26/1978*	*4/19/1978*	*4/26/1978*	*4/19/1978*
Sample Depth		-	-	-	-	-	-	-	-	-	-	-
Sample Depth												
	Units											
SVOCs (Continued)												
Ethyl methacrylate	ug/L	--	--	--	--	--	--	--	--	--	--	--
Ethyl methanesulfonate	ug/L	--	--	--	--	--	--	--	--	--	--	--
bis(2-Ethylhexyl)phthalate (DEHP)	ug/L	--	--	--	--	--	--	--	--	--	--	--
Famphur	ug/L	--	--	--	--	--	--	--	--	--	--	--
Fluoranthene	ug/L	--	--	--	--	--	--	--	--	--	--	--
Fluorene	ug/L	--	--	--	--	--	--	--	--	--	--	--
Hexachlorobenzene	ug/L	--	--	--	--	--	--	--	--	--	--	--
Hexachlorobutadiene	ug/L	--	--	--	--	--	--	--	--	--	--	--
Hexachlorocyclopentadiene	ug/L	--	--	--	--	--	--	--	--	--	--	--
Hexachloroethane	ug/L	--	--	--	--	--	--	--	--	--	--	--
Hexachlorophene A	ug/L	--	--	--	--	--	--	--	--	--	--	--
Hexachloropropene	ug/L	--	--	--	--	--	--	--	--	--	--	--
Indeno(1,2,3-cd)pyrene	ug/L	--	--	--	--	--	--	--	--	--	--	--
Iodomethane	ug/L	--	--	--	--	--	--	--	--	--	--	--
Isodrin	ug/L	--	--	--	--	--	--	--	--	--	--	--
Isophorone	ug/L	--	--	--	--	--	--	--	--	--	--	--
Isosafrole	ug/L	--	--	--	--	--	--	--	--	--	--	--
Kepone	ug/L	--	--	--	--	--	--	--	--	--	--	--
Methapyrilene	ug/L	--	--	--	--	--	--	--	--	--	--	--
Methyl acrylonitrile	ug/L	--	--	--	--	--	--	--	--	--	--	--
Methyl methacrylate	ug/L	--	--	--	--	--	--	--	--	--	--	--
Methyl methanesulfonate	ug/L	--	--	--	--	--	--	--	--	--	--	--
Methyl parathion	ug/L	--	--	--	--	--	--	--	--	--	--	--
3-Methylcholanthrene	ug/L	--	--	--	--	--	--	--	--	--	--	--
2-Methylnaphthalene	ug/L	--	--	--	--	--	--	--	--	--	--	--
2-Methylphenol	ug/L	--	--	--	--	--	--	--	--	--	--	--
3&4-Methylphenol	ug/L	--	--	--	--	--	--	--	--	--	--	--
4-Methylphenol	ug/L	--	--	--	--	--	--	--	--	--	--	--
Naphthalene	ug/L	--	--	--	--	--	--	--	--	--	--	--
1,4-Naphthoquinone	ug/L	--	--	--	--	--	--	--	--	--	--	--
1-Naphthylamine	ug/L	--	--	--	--	--	--	--	--	--	--	--
2-Naphthylamine	ug/L	--	--	--	--	--	--	--	--	--	--	--
2-Nitroaniline	ug/L	--	--	--	--	--	--	--	--	--	--	--
3-Nitroaniline	ug/L	--	--	--	--	--	--	--	--	--	--	--
4-Nitroaniline	ug/L	--	--	--	--	--	--	--	--	--	--	--
Nitrobenzene	ug/L	--	--	--	--	--	--	--	--	--	--	--
2-Nitrophenol	ug/L	--	--	--	--	--	--	--	--	--	--	--
4-Nitrophenol	ug/L	--	--	--	--	--	--	--	--	--	--	--
4-Nitroquinoline-N-oxide	ug/L	--	--	--	--	--	--	--	--	--	--	--
N-Nitrosodi-n-butylamine	ug/L	--	--	--	--	--	--	--	--	--	--	--
N-Nitrosodi-n-propylamine	ug/L	--	--	--	--	--	--	--	--	--	--	--
N-Nitrosodiphenylamine	ug/L	--	--	--	--	--	--	--	--	--	--	--
N-Nitrosodiethylamine	ug/L	--	--	--	--	--	--	--	--	--	--	--
N-Nitrosodimethylamine	ug/L	--	--	--	--	--	--	--	--	--	--	--
N-Nitrosomethylethylamine	ug/L	--	--	--	--	--	--	--	--	--	--	--

APPENDIX G.3

GROUNDWATER QUALITY DATA
RFI REPORT
FORMER MANUAL TRANSMISSIONS OF MUNCIE FACILITY
MUNCIE, INDIANA

AOI		*AOI 16*	*AOI 16*	*AOI 16*	*AOI 16*	*AOI 16*	*AOI 16*	*AOI 16*	*AOI 16*	*AOI 16*	*AOI 16*	*AOI 16*
Sample Location		*B-7A*	*B-7A*	*B-7A*	*B-8*	*B-8*	*B-8*	*B-8A*	*B-8A*	*B-9*	*B-9*	*B-9A*
Sample Identification		*B7A*	*B7A*	*B-7A*	*B8*	*B8*	*B-8*	*B8A*	*B8A*	*B9*	*B9*	*B9A*
Sample Date		*4/19/1978*	*4/26/1978*	*10/24/1979*	*4/19/1978*	*4/26/1978*	*10/24/1979*	*4/19/1978*	*4/26/1978*	*4/19/1978*	*4/26/1978*	*4/19/1978*
Sample Depth		-	-	-	-	-	-	-	-	-	-	-
Sample Depth												
	Units											
SVOCs (Continued)												
N-Nitrosomorpholine	ug/L	--	--	--	--	--	--	--	--	--	--	--
N-Nitrosopiperidine	ug/L	--	--	--	--	--	--	--	--	--	--	--
N-Nitrosopyrrolidine	ug/L	--	--	--	--	--	--	--	--	--	--	--
2,2'-Oxybis(1-chloropropane) (bis(2-Chloroisopropyl) ether)	ug/L	--	--	--	--	--	--	--	--	--	--	--
Pentachlorobenzene	ug/L	--	--	--	--	--	--	--	--	--	--	--
Pentachloroethane	ug/L	--	--	--	--	--	--	--	--	--	--	--
Pentachloronitrobenzene	ug/L	--	--	--	--	--	--	--	--	--	--	--
Pentachlorophenol	ug/L	--	--	--	--	--	--	--	--	--	--	--
Phenacetin	ug/L	--	--	--	--	--	--	--	--	--	--	--
Phenanthrene	ug/L	--	--	--	--	--	--	--	--	--	--	--
Phenol	ug/L	--	--	--	--	--	--	--	--	--	--	--
p-Phenylenediamine	ug/L	--	--	--	--	--	--	--	--	--	--	--
Phorate	ug/L	--	--	--	--	--	--	--	--	--	--	--
2-Picoline	ug/L	--	--	--	--	--	--	--	--	--	--	--
Pronamide	ug/L	--	--	--	--	--	--	--	--	--	--	--
Propionitrile (ethyl cyanide)	ug/L	--	--	--	--	--	--	--	--	--	--	--
Pyrene	ug/L	--	--	--	--	--	--	--	--	--	--	--
Pyridine	ug/L	--	--	--	--	--	--	--	--	--	--	--
Safrole	ug/L	--	--	--	--	--	--	--	--	--	--	--
1,2,4,5-Tetrachlorobenzene	ug/L	--	--	--	--	--	--	--	--	--	--	--
1,1,1,2-Tetrachloroethane	ug/L	--	--	--	--	--	--	--	--	--	--	--
2,3,4,6-Tetrachlorophenol	ug/L	--	--	--	--	--	--	--	--	--	--	--
Thionazin (O,O-diethyl-O-2-pyrazinyl phosphorothioate)	ug/L	--	--	--	--	--	--	--	--	--	--	--
o-Toluidine A	ug/L	--	--	--	--	--	--	--	--	--	--	--
5-Nitro-2-toluidine	ug/L	--	--	--	--	--	--	--	--	--	--	--
2,4,5-Trichlorophenol	ug/L	--	--	--	--	--	--	--	--	--	--	--
2,4,6-Trichlorophenol	ug/L	--	--	--	--	--	--	--	--	--	--	--
1,2,3-Trichloropropane	ug/L	--	--	--	--	--	--	--	--	--	--	--
0,0,0-Triethylphosphorothioate	ug/L	--	--	--	--	--	--	--	--	--	--	--
1,3,5-Trinitrobenzene	ug/L	--	--	--	--	--	--	--	--	--	--	--
PCBs												
Aroclor-1016 (PCB-1016)	ug/L	--	--	--	--	--	--	--	--	--	--	--
Aroclor-1221 (PCB-1221)	ug/L	--	--	--	--	--	--	--	--	--	--	--
Aroclor-1232 (PCB-1232)	ug/L	--	--	--	--	--	--	--	--	--	--	--
Aroclor-1242 (PCB-1242)	ug/L	--	--	--	--	--	--	--	--	--	--	--
Aroclor-1248 (PCB-1248)	ug/L	--	--	--	--	--	--	--	--	--	--	--
Aroclor-1254 (PCB-1254)	ug/L	--	--	--	--	--	--	--	--	--	--	--
Aroclor-1260 (PCB-1260)	ug/L	--	--	--	--	--	--	--	--	--	--	--
Total PCBs	ug/L	0.1	0.3	0.2 U	0.4	0.1 U	200 U	**15.6[a]**	0.1 U	**2[a]**	0.1 U	**0.7[a]**
Total Petroleum Hydrocarbons (TPH)												
Total Petroleum Hydrocarbons - Purgeable (GRO)	ug/L	--	--	--	--	--	--	--	--	--	--	--

APPENDIX G.3

GROUNDWATER QUALITY DATA
RFI REPORT
FORMER MANUAL TRANSMISSIONS OF MUNCIE FACILITY
MUNCIE, INDIANA

AOI		*AOI 16*	*AOI 16*	*AOI 16*	*AOI 16*	*AOI 16*	*AOI 16*	*AOI 16*	*AOI 16*	*AOI 16*	*AOI 16*	*AOI 16*
Sample Location		*B-7A*	*B-7A*	*B-7A*	*B-8*	*B-8*	*B-8*	*B-8A*	*B-8A*	*B-9*	*B-9*	*B-9A*
Sample Identification		*B7A*	*B7A*	*B-7A*	*B8*	*B8*	*B-8*	*B8A*	*B8A*	*B9*	*B9*	*B9A*
Sample Date		*4/19/1978*	*4/26/1978*	*10/24/1979*	*4/19/1978*	*4/26/1978*	*10/24/1979*	*4/19/1978*	*4/26/1978*	*4/19/1978*	*4/26/1978*	*4/19/1978*
Sample Depth		-	-	-	-	-	-	-	-	-	-	-
Sample Depth												
	Units											
Metals												
Aluminum	ug/L	--	--	--	--	--	--	--	--	--	--	--
Antimony	ug/L	--	--	--	--	--	--	--	--	--	--	--
Arsenic	ug/L	--	--	--	--	--	--	--	--	--	--	--
Arsenic (dissolved)	ug/L	3 U	3 U	3 U	3 U	3 U	10	3 U	3 U	3 U	3 U	3 U
Barium	ug/L	--	--	--	--	--	--	--	--	--	--	--
Barium (dissolved)	ug/L	--	--	--	--	--	--	--	--	--	--	--
Beryllium	ug/L	--	--	--	--	--	--	--	--	--	--	--
Cadmium	ug/L	--	--	--	--	--	--	--	--	--	--	--
Cadmium (dissolved)	ug/L	10 U	10 U	10 U	10 U	10 U	10 U	10 U	10 U	10 U	10 U	10 U
Calcium	ug/L	--	--	--	--	--	--	--	--	--	--	--
Calcium (dissolved)	ug/L	--	--	--	--	--	--	--	--	--	--	--
Chromium	ug/L	--	--	--	--	--	--	--	--	--	--	--
Chromium (dissolved)	ug/L	--	--	--	--	--	--	--	--	--	--	--
Cobalt	ug/L	--	--	--	--	--	--	--	--	--	--	--
Copper	ug/L	--	--	--	--	--	--	--	--	--	--	--
Copper (dissolved)	ug/L	--	--	--	--	--	--	--	--	--	--	--
Iron	ug/L	--	--	--	--	--	--	--	--	--	--	--
Iron (dissolved)	ug/L	4000	5800	3000	910	1000	1800	4100	3700	910	1800	3200
Lead	ug/L	--	--	--	--	--	--	--	--	--	--	--
Lead (dissolved)	ug/L	50 U	50 U	80 U	50 U	50 U	80 U	50 U	50 U	50 U	50 U	50 U
Magnesium	ug/L	--	--	--	--	--	--	--	--	--	--	--
Magnesium (dissolved)	ug/L	--	--	--	--	--	--	--	--	--	--	--
Manganese	ug/L	--	--	--	--	--	--	--	--	--	--	--
Manganese (dissolved)	ug/L	--	--	--	--	--	--	--	--	--	--	--
Mercury	ug/L	--	--	--	--	--	--	--	--	--	--	--
Mercury (dissolved)	ug/L	--	--	--	--	--	--	--	--	--	--	--
Nickel	ug/L	--	--	--	--	--	--	--	--	--	--	--
Nickel (dissolved)	ug/L	--	--	--	--	--	--	--	--	--	--	--
Potassium	ug/L	--	--	--	--	--	--	--	--	--	--	--
Selenium	ug/L	--	--	--	--	--	--	--	--	--	--	--
Selenium (dissolved)	ug/L	--	--	--	--	--	--	--	--	--	--	--
Silver	ug/L	--	--	--	--	--	--	--	--	--	--	--
Silver (dissolved)	ug/L	--	--	--	--	--	--	--	--	--	--	--
Sodium	ug/L	--	--	--	--	--	--	--	--	--	--	--
Thallium	ug/L	--	--	--	--	--	--	--	--	--	--	--
Vanadium	ug/L	--	--	--	--	--	--	--	--	--	--	--
Zinc	ug/L	--	--	--	--	--	--	--	--	--	--	--
Zinc (dissolved)	ug/L	--	--	--	--	--	--	--	--	--	--	--

APPENDIX G.3

GROUNDWATER QUALITY DATA
RFI REPORT
FORMER MANUAL TRANSMISSIONS OF MUNCIE FACILITY
MUNCIE, INDIANA

AOI		***AOI 16***	***AOI 16***	***AOI 16***	***AOI 16***	***AOI 16***	***AOI 16***	***AOI 16***	***AOI 16***	***AOI 16***	***AOI 16***	***AOI 16***
Sample Location		***B-7A***	***B-7A***	***B-7A***	***B-8***	***B-8***	***B-8***	***B-8A***	***B-8A***	***B-9***	***B-9***	***B-9A***
Sample Identification		***B7A***	***B7A***	***B-7A***	***B8***	***B8***	***B-8***	***B8A***	***B8A***	***B9***	***B9***	***B9A***
Sample Date		***4/19/1978***	***4/26/1978***	***10/24/1979***	***4/19/1978***	***4/26/1978***	***10/24/1979***	***4/19/1978***	***4/26/1978***	***4/19/1978***	***4/26/1978***	***4/19/1978***
Sample Depth		-	-	-	-	-	-	-	-	-	-	-
Sample Depth												
	Units											
Gas												
Ethane	ug/L	--	--	--	--	--	--	--	--	--	--	--
Ethene	ug/L	--	--	--	--	--	--	--	--	--	--	--
Methane	ug/L	--	--	--	--	--	--	--	--	--	--	--
General Chemistry												
Alkalinity, bicarbonate	ug/L	--	--	--	--	--	--	--	--	--	--	--
Alkalinity, carbonate	ug/L	--	--	--	--	--	--	--	--	--	--	--
Bicarbonate (as CaCO3)	ug/L	430000	395000	--	395000	309000	--	395000	361000	335000	447000	438000
Chloride	ug/L	--	--	--	--	--	--	--	--	--	--	--
Dissolved organic carbon (DOC)	ug/L	--	--	--	--	--	--	--	--	--	--	--
Hardness	ug/L	--	--	--	--	--	--	--	--	--	--	--
Hardness, carbonate	ug/L	--	--	--	--	--	--	--	--	--	--	--
Nitrate (as N)	ug/L	--	--	--	--	--	--	--	--	--	--	--
Nitrite (as N)	ug/L	--	--	--	--	--	--	--	--	--	--	--
pH	s.u.	6.9	6.9	7	7.3	7.6	7	6.9	6.8	7.1	6.9	6.9
Sulfate	ug/L	--	--	--	--	--	--	--	--	--	--	--
Sulfide	ug/L	--	--	--	--	--	--	--	--	--	--	--
Total dissolved solids (TDS)	ug/L	--	--	862000	--	--	278000	--	--	--	--	--
Total organic carbon (TOC)	ug/L	--	--	--	--	--	--	--	--	--	--	--

Notes
ug/L - Micrograms per litre
"-" - No value
U - Not detected at the associated reporting limit
J - Estimated concentration
UJ - Not detected; associated reporting limit is estimated
R - Rejected
s.u. - Standard units
nc - No criteria
ND - Non Detect (calculation)
BOLD[abc] Concentration exceeds associated screening level
IDEM Appendix A: Screening Levels Remedation Closure Guide - March 25, 2014
a - Exceeds IDEM residential tap screening levels
b - Exceeds IDEM residential vapor exposure screening levels
c - Exceeds IDEM commercial/industrial vapor screening levels

APPENDIX G.3

GROUNDWATER QUALITY DATA
RFI REPORT
FORMER MANUAL TRANSMISSIONS OF MUNCIE FACILITY
MUNCIE, INDIANA

AOI		*AOI 16*	*AOI 16*	*AOI 16*	*AOI 16*	*AOI 16*	*AOI 16*	*AOI 16*	*AOI 16*	*AOI 16*	*AOI 16*
Sample Location		***B-9A***	***B-10***	***B-10A***	***B-10B***	***MW-3***	***MW-3***	***MW-3***	***MW-3***	***MW-3***	***MW-3***
Sample Identification		***B9A***	***B10***	***B10A***	***B10B***	***MW-3***	***MW-3***	***MW-3***	***MW-3***	***MW-3***	***MW-3***
Sample Date		***4/26/1978***	***4/19/1978***	***4/19/1978***	***4/19/1978***	***12/1/1988***	***7/9/1990***	***12/1/1991***	***6/1/1994***	***10/1/2000***	***3/26/2001***
Sample Depth		-	-	-	-	-	-	-	-	-	-
Sample Depth											
	Units										
Volatile Organic Compounds (VOCs)											
Acetone	ug/L	--	--	--	--	10 U	4	U	U	U	U
Benzene	ug/L	--	--	--	--	5 U	2 U	U	U	U	U
Bromodichloromethane	ug/L	--	--	--	--	5 U	2 U	U	U	U	U
Bromoform	ug/L	--	--	--	--	5 U	2 U	--	--	--	--
Bromomethane (Methyl bromide)	ug/L	--	--	--	--	10 U	2 U	--	--	--	--
2-Butanone (Methyl ethyl ketone) (MEK)	ug/L	--	--	--	--	10 U	10 U	--	U	U	U
Carbon disulfide	ug/L	--	--	--	--	5 U	2 U	--	--	--	--
Carbon tetrachloride	ug/L	--	--	--	--	5 U	2 U	--	--	--	--
Chlorobenzene	ug/L	--	--	--	--	5 U	2 U	U	U	U	U
Chloroethane	ug/L	--	--	--	--	10 U	2 U	U	U	U	U
2-Chloroethyl vinyl ether	ug/L	--	--	--	--	10 U	--	U	U	U	--
Chloroform (Trichloromethane)	ug/L	--	--	--	--	50 U	2 U	U	U	U	U
Chloromethane (Methyl chloride)	ug/L	--	--	--	--	10 U	2 U	U	U	U	U
Cyclohexane	ug/L	--	--	--	--	--	--	--	--	--	--
1,2-Dibromo-3-chloropropane (DBCP)	ug/L	--	--	--	--	--	--	--	--	--	--
Dibromochloromethane	ug/L	--	--	--	--	--	--	--	--	--	--
1,2-Dibromoethane (Ethylene dibromide)	ug/L	--	--	--	--	--	--	--	--	--	--
1,2-Dichlorobenzene	ug/L	--	--	--	--	10 U	2 U	--	--	--	--
1,3-Dichlorobenzene	ug/L	--	--	--	--	10 U	2 U	--	--	--	--
1,4-Dichlorobenzene	ug/L	--	--	--	--	10 U	2 U	--	--	--	--
Dichlorodifluoromethane (CFC-12)	ug/L	--	--	--	--	--	--	--	--	--	--
1,1-Dichloroethane	ug/L	--	--	--	--	5 U	2 U	U	U	U	U
1,2-Dichloroethane	ug/L	--	--	--	--	5 U	2 U	U	U	U	U
1,2-Dichloroethene (total)	ug/L	--	--	--	--	--	2 U	U	U	U	--
1,1-Dichloroethene	ug/L	--	--	--	--	5 U	2 U	U	U	U	U
cis-1,2-Dichloroethene	ug/L	--	--	--	--	--	--	--	U	13	4.5
trans-1,2-Dichloroethene	ug/L	--	--	--	--	5 U	--	U	U	U	1.8
1,2-Dichloropropane	ug/L	--	--	--	--	--	2 U	--	--	--	--
cis-1,3-Dichloropropene	ug/L	--	--	--	--	--	2 U	--	--	--	--
trans-1,3-Dichloropropene	ug/L	--	--	--	--	5 U	2 U	--	--	--	--
Ethylbenzene	ug/L	--	--	--	--	5 U	2 U	U	U	U	U
2-Hexanone	ug/L	--	--	--	--	10 U	2 U	--	U	U	U
Isopropyl benzene	ug/L	--	--	--	--	--	--	--	--	--	--
Methyl acetate	ug/L	--	--	--	--	--	--	--	--	--	--
Methyl cyclohexane	ug/L	--	--	--	--	--	--	--	--	--	--
Methyl tert butyl ether (MTBE)	ug/L	--	--	--	--	--	--	--	--	--	--
4-Methyl-2-pentanone (Methyl isobutyl ketone) (MIBK)	ug/L	--	--	--	--	10 U	2 U	--	--	--	--
Methylene chloride	ug/L	--	--	--	--	5 U	2 U	7[a]	U	U	U
Styrene	ug/L	--	--	--	--	5 U	2 U	--	--	--	--
VOCs (Continued)											

APPENDIX G.3

GROUNDWATER QUALITY DATA
RFI REPORT
FORMER MANUAL TRANSMISSIONS OF MUNCIE FACILITY
MUNCIE, INDIANA

AOI		*AOI 16*	*AOI 16*	*AOI 16*	*AOI 16*	*AOI 16*	*AOI 16*	*AOI 16*	*AOI 16*	*AOI 16*	*AOI 16*
Sample Location		***B-9A***	***B-10***	***B-10A***	***B-10B***	***MW-3***	***MW-3***	***MW-3***	***MW-3***	***MW-3***	***MW-3***
Sample Identification		***B9A***	***B10***	***B10A***	***B10B***	***MW-3***	***MW-3***	***MW-3***	***MW-3***	***MW-3***	***MW-3***
Sample Date		***4/26/1978***	***4/19/1978***	***4/19/1978***	***4/19/1978***	***12/1/1988***	***7/9/1990***	***12/1/1991***	***6/1/1994***	***10/1/2000***	***3/26/2001***
Sample Depth		-	-	-	-	-	-	-	-	-	-
Sample Depth											
	Units										
1,1,2,2-Tetrachloroethane	ug/L	--	--	--	--	5 U	2 U	--	--	--	--
Tetrachloroethene	ug/L	--	--	--	--	5 U	2 U	U	U	U	U
Toluene	ug/L	--	--	--	--	5 U	2 U	U	U	U	U
1,2,4-Trichlorobenzene	ug/L	--	--	--	--	10 U	--	--	--	--	--
1,1,1-Trichloroethane	ug/L	--	--	--	--	5 U	2 U	U	U	U	U
1,1,2-Trichloroethane	ug/L	--	--	--	--	5 U	2 U	--	--	--	--
Trichloroethene	ug/L	--	--	--	--	5 U	2 U	U	U	1.9	U
Trichlorofluoromethane (CFC-11)	ug/L	--	--	--	--	--	2 U	--	--	--	--
Trifluorotrichloroethane (Freon 113)	ug/L	--	--	--	--	--	--	--	--	--	--
Vinyl acetate	ug/L	--	--	--	--	10 U	2 U	--	--	--	--
Vinyl chloride	ug/L	--	--	--	--	10 U	2 U	U	U	U	U
Xylenes (total)	ug/L	--	--	--	--	5 U	2 U	U	U	U	U
Semi-Volatile Organic Compounds (SVOCs)											
Acenaphthene	ug/L	--	--	--	--	10 U	--	--	--	--	--
Acenaphthylene	ug/L	--	--	--	--	10 U	--	--	--	--	--
Acetonitrile	ug/L	--	--	--	--	--	--	--	--	--	--
Acetophenone	ug/L	--	--	--	--	--	--	--	--	--	--
2-Acetylaminofluorene	ug/L	--	--	--	--	--	--	--	--	--	--
Acrolein	ug/L	--	--	--	--	--	--	--	--	--	--
Acrylonitrile	ug/L	--	--	--	--	--	--	--	--	--	--
Allyl chloride	ug/L	--	--	--	--	--	--	--	--	--	--
4-Aminobiphenyl	ug/L	--	--	--	--	--	--	--	--	--	--
Aniline	ug/L	--	--	--	--	--	--	--	--	--	--
Anthracene	ug/L	--	--	--	--	10 U	--	--	--	--	--
Aramite	ug/L	--	--	--	--	--	--	--	--	--	--
Atrazine	ug/L	--	--	--	--	--	--	--	--	--	--
Benzaldehyde	ug/L	--	--	--	--	--	--	--	--	--	--
Benzidine	ug/L	--	--	--	--	--	--	--	--	--	--
Benzo(a)anthracene	ug/L	--	--	--	--	10 U	--	--	--	--	--
Benzo(a)pyrene	ug/L	--	--	--	--	10 U	--	--	--	--	--
Benzo(b)fluoranthene	ug/L	--	--	--	--	10 U	--	--	--	--	--
Benzo(g,h,i)perylene	ug/L	--	--	--	--	10 U	--	--	--	--	--
Benzo(k)fluoranthene	ug/L	--	--	--	--	10 U	--	--	--	--	--
Benzoic acid	ug/L	--	--	--	--	50 U	--	--	--	--	--
Benzyl alcohol	ug/L	--	--	--	--	--	--	--	--	--	--
Biphenyl (1,1-Biphenyl)	ug/L	--	--	--	--	--	--	--	--	--	--
4-Bromophenyl phenyl ether	ug/L	--	--	--	--	10 U	--	--	--	--	--
Butyl benzylphthalate (BBP)	ug/L	--	--	--	--	10 U	--	--	--	--	--
Caprolactam	ug/L	--	--	--	--	--	--	--	--	--	--
Carbazole	ug/L	--	--	--	--	--	--	--	--	--	--
4-Chloro-3-methylphenol	ug/L	--	--	--	--	10 U	--	--	--	--	--
4-Chloroaniline	ug/L	--	--	--	--	--	--	--	--	--	--
Chlorobenzilate	ug/L	--	--	--	--	--	--	--	--	--	--
bis(2-Chloroethoxy)methane	ug/L	--	--	--	--	10 U	--	--	--	--	--
bis(2-Chloroethyl)ether	ug/L	--	--	--	--	10 U	--	--	--	--	--

APPENDIX G.3

GROUNDWATER QUALITY DATA
RFI REPORT
FORMER MANUAL TRANSMISSIONS OF MUNCIE FACILITY
MUNCIE, INDIANA

AOI		*AOI 16*	*AOI 16*	*AOI 16*	*AOI 16*	*AOI 16*	*AOI 16*	*AOI 16*	*AOI 16*	*AOI 16*	*AOI 16*
Sample Location		***B-9A***	***B-10***	***B-10A***	***B-10B***	***MW-3***	***MW-3***	***MW-3***	***MW-3***	***MW-3***	***MW-3***
Sample Identification		***B9A***	***B10***	***B10A***	***B10B***	***MW-3***	***MW-3***	***MW-3***	***MW-3***	***MW-3***	***MW-3***
Sample Date		***4/26/1978***	***4/19/1978***	***4/19/1978***	***4/19/1978***	***12/1/1988***	***7/9/1990***	***12/1/1991***	***6/1/1994***	***10/1/2000***	***3/26/2001***
Sample Depth		-	-	-	-	-	-	-	-	-	-
Sample Depth											
	Units										
2-Chloronaphthalene	ug/L	--	--	--	--	10 U	--	--	--	--	--
2-Chlorophenol	ug/L	--	--	--	--	10 U	--	--	--	--	--
4-Chlorophenyl phenyl ether	ug/L	--	--	--	--	10 U	--	--	--	--	--
Chloroprene	ug/L	--	--	--	--	--	--	--	--	--	--
Chrysene	ug/L	--	--	--	--	10 U	--	--	--	--	--
Cresol isomers	ug/L	--	--	--	--	--	--	--	--	--	--
Diallate	ug/L	--	--	--	--	--	--	--	--	--	--
Dibenz(a,h)anthracene	ug/L	--	--	--	--	10 U	--	--	--	--	--
Dibenzofuran	ug/L	--	--	--	--	--	--	--	--	--	--
Dibromochloromethane	ug/L	--	--	--	--	5 U	2 U	U	U	U	U
Dibromomethane	ug/L	--	--	--	--	--	--	--	--	--	--
trans-1,4-Dichloro-2-butene	ug/L	--	--	--	--	--	--	--	--	--	--
3,3'-Dichlorobenzidine	ug/L	--	--	--	--	20 U	--	--	--	--	--
2,4-Dichlorophenol	ug/L	--	--	--	--	10 U	--	--	--	--	--
2,6-Dichlorophenol	ug/L	--	--	--	--	--	--	--	--	--	--
Diethyl phthalate	ug/L	--	--	--	--	10 U	--	--	--	--	--
Dimethoate	ug/L	--	--	--	--	--	--	--	--	--	--
Dimethyl phthalate	ug/L	--	--	--	--	10 U	--	--	--	--	--
p-Dimethylaminoazobenzene A	ug/L	--	--	--	--	--	--	--	--	--	--
7,12-Dimethylbenz(a)anthracene	ug/L	--	--	--	--	--	--	--	--	--	--
3,3-Dimethylbenzidine	ug/L	--	--	--	--	--	--	--	--	--	--
a,a-Dimethylphenethylamine	ug/L	--	--	--	--	--	--	--	--	--	--
2,4-Dimethylphenol	ug/L	--	--	--	--	10 U	--	--	--	--	--
Di-n-butylphthalate (DBP)	ug/L	--	--	--	--	10 U	--	--	--	--	--
4,6-Dinitro-2-methylphenol	ug/L	--	--	--	--	50 U	--	--	--	--	--
Dinitrobenzene, NOS	ug/L	--	--	--	--	--	--	--	--	--	--
2,4-Dinitrophenol	ug/L	--	--	--	--	50 U	--	--	--	--	--
2,4-Dinitrotoluene	ug/L	--	--	--	--	10 U	--	--	--	--	--
2,6-Dinitrotoluene	ug/L	--	--	--	--	10 U	--	--	--	--	--
Di-n-octyl phthalate (DnOP)	ug/L	--	--	--	--	10 U	--	--	--	--	--
1,4-Dioxane	ug/L	--	--	--	--	--	--	--	--	--	--
Diphenylamine	ug/L	--	--	--	--	--	--	--	--	--	--
1,2-Diphenylhydrazine	ug/L	--	--	--	--	--	--	--	--	--	--
Disulfoton	ug/L	--	--	--	--	--	--	--	--	--	--

APPENDIX G.3

GROUNDWATER QUALITY DATA
RFI REPORT
FORMER MANUAL TRANSMISSIONS OF MUNCIE FACILITY
MUNCIE, INDIANA

AOI		*AOI 16*	*AOI 16*	*AOI 16*	*AOI 16*	*AOI 16*	*AOI 16*	*AOI 16*	*AOI 16*	*AOI 16*	*AOI 16*
Sample Location		*B-9A*	*B-10*	*B-10A*	*B-10B*	*MW-3*	*MW-3*	*MW-3*	*MW-3*	*MW-3*	*MW-3*
Sample Identification		*B9A*	*B10*	*B10A*	*B10B*	*MW-3*	*MW-3*	*MW-3*	*MW-3*	*MW-3*	*MW-3*
Sample Date		*4/26/1978*	*4/19/1978*	*4/19/1978*	*4/19/1978*	*12/1/1988*	*7/9/1990*	*12/1/1991*	*6/1/1994*	*10/1/2000*	*3/26/2001*
Sample Depth		-	-	-	-	-	-	-	-	-	-
Sample Depth											
	Units										
SVOCs (Continued)											
Ethyl methacrylate	ug/L	--	--	--	--	--	--	--	--	--	--
Ethyl methanesulfonate	ug/L	--	--	--	--	--	--	--	--	--	--
bis(2-Ethylhexyl)phthalate (DEHP)	ug/L	--	--	--	--	10 U	--	--	--	--	--
Famphur	ug/L	--	--	--	--	--	--	--	--	--	--
Fluoranthene	ug/L	--	--	--	--	10 U	--	--	--	--	--
Fluorene	ug/L	--	--	--	--	10 U	--	--	--	--	--
Hexachlorobenzene	ug/L	--	--	--	--	10 U	--	--	--	--	--
Hexachlorobutadiene	ug/L	--	--	--	--	10 U	--	--	--	--	--
Hexachlorocyclopentadiene	ug/L	--	--	--	--	10 U	--	--	--	--	--
Hexachloroethane	ug/L	--	--	--	--	10 U	--	--	--	--	--
Hexachlorophene A	ug/L	--	--	--	--	--	--	--	--	--	--
Hexachloropropene	ug/L	--	--	--	--	--	--	--	--	--	--
Indeno(1,2,3-cd)pyrene	ug/L	--	--	--	--	10 U	--	--	--	--	--
Iodomethane	ug/L	--	--	--	--	--	--	--	--	--	--
Isodrin	ug/L	--	--	--	--	--	--	--	--	--	--
Isophorone	ug/L	--	--	--	--	10 U	--	--	--	--	--
Isosafrole	ug/L	--	--	--	--	--	--	--	--	--	--
Kepone	ug/L	--	--	--	--	--	--	--	--	--	--
Methapyrilene	ug/L	--	--	--	--	--	--	--	--	--	--
Methyl acrylonitrile	ug/L	--	--	--	--	--	--	--	--	--	--
Methyl methacrylate	ug/L	--	--	--	--	--	--	--	--	--	--
Methyl methanesulfonate	ug/L	--	--	--	--	--	--	--	--	--	--
Methyl parathion	ug/L	--	--	--	--	--	--	--	--	--	--
3-Methylcholanthrene	ug/L	--	--	--	--	--	--	--	--	--	--
2-Methylnaphthalene	ug/L	--	--	--	--	10 U	--	--	--	--	--
2-Methylphenol	ug/L	--	--	--	--	10 U	--	--	--	--	--
3&4-Methylphenol	ug/L	--	--	--	--	--	--	--	--	--	--
4-Methylphenol	ug/L	--	--	--	--	10 U	--	--	--	--	--
Naphthalene	ug/L	--	--	--	--	10 U	--	--	--	--	--
1,4-Naphthoquinone	ug/L	--	--	--	--	--	--	--	--	--	--
1-Naphthylamine	ug/L	--	--	--	--	--	--	--	--	--	--
2-Naphthylamine	ug/L	--	--	--	--	--	--	--	--	--	--
2-Nitroaniline	ug/L	--	--	--	--	50 U	--	--	--	--	--
3-Nitroaniline	ug/L	--	--	--	--	50 U	--	--	--	--	--
4-Nitroaniline	ug/L	--	--	--	--	50 U	--	--	--	--	--
Nitrobenzene	ug/L	--	--	--	--	10 U	--	--	--	--	--
2-Nitrophenol	ug/L	--	--	--	--	10 U	--	--	--	--	--
4-Nitrophenol	ug/L	--	--	--	--	50 U	--	--	--	--	--
4-Nitroquinoline-N-oxide	ug/L	--	--	--	--	--	--	--	--	--	--
N-Nitrosodi-n-butylamine	ug/L	--	--	--	--	--	--	--	--	--	--
N-Nitrosodi-n-propylamine	ug/L	--	--	--	--	10 U	--	--	--	--	--
N-Nitrosodiphenylamine	ug/L	--	--	--	--	10 U	--	--	--	--	--
N-Nitrosodiethylamine	ug/L	--	--	--	--	--	--	--	--	--	--
N-Nitrosodimethylamine	ug/L	--	--	--	--	10 U	--	--	--	--	--
N-Nitrosomethylethylamine	ug/L	--	--	--	--	--	--	--	--	--	--

APPENDIX G.3

GROUNDWATER QUALITY DATA
RFI REPORT
FORMER MANUAL TRANSMISSIONS OF MUNCIE FACILITY
MUNCIE, INDIANA

AOI		*AOI 16*	*AOI 16*	*AOI 16*	*AOI 16*	*AOI 16*	*AOI 16*	*AOI 16*	*AOI 16*	*AOI 16*	*AOI 16*
Sample Location		*B-9A*	*B-10*	*B-10A*	*B-10B*	*MW-3*	*MW-3*	*MW-3*	*MW-3*	*MW-3*	*MW-3*
Sample Identification		*B9A*	*B10*	*B10A*	*B10B*	*MW-3*	*MW-3*	*MW-3*	*MW-3*	*MW-3*	*MW-3*
Sample Date		*4/26/1978*	*4/19/1978*	*4/19/1978*	*4/19/1978*	*12/1/1988*	*7/9/1990*	*12/1/1991*	*6/1/1994*	*10/1/2000*	*3/26/2001*
Sample Depth		-	-	-	-	-	-	-	-	-	-
Sample Depth											
	Units										
SVOCs (Continued)											
N-Nitrosomorpholine	ug/L	--	--	--	--	--	--	--	--	--	--
N-Nitrosopiperidine	ug/L	--	--	--	--	--	--	--	--	--	--
N-Nitrosopyrrolidine	ug/L	--	--	--	--	--	--	--	--	--	--
2,2'-Oxybis(1-chloropropane) (bis(2-Chloroisopropyl) ether)	ug/L	--	--	--	--	10 U	--	--	--	--	--
Pentachlorobenzene	ug/L	--	--	--	--	--	--	--	--	--	--
Pentachloroethane	ug/L	--	--	--	--	--	--	--	--	--	--
Pentachloronitrobenzene	ug/L	--	--	--	--	--	--	--	--	--	--
Pentachlorophenol	ug/L	--	--	--	--	50 U	--	--	--	--	--
Phenacetin	ug/L	--	--	--	--	--	--	--	--	--	--
Phenanthrene	ug/L	--	--	--	--	10 U	--	--	--	--	--
Phenol	ug/L	--	--	--	--	10 U	--	--	--	--	--
p-Phenylenediamine	ug/L	--	--	--	--	--	--	--	--	--	--
Phorate	ug/L	--	--	--	--	--	--	--	--	--	--
2-Picoline	ug/L	--	--	--	--	--	--	--	--	--	--
Pronamide	ug/L	--	--	--	--	--	--	--	--	--	--
Propionitrile (ethyl cyanide)	ug/L	--	--	--	--	--	--	--	--	--	--
Pyrene	ug/L	--	--	--	--	10 U	--	--	--	--	--
Pyridine	ug/L	--	--	--	--	--	--	--	--	--	--
Safrole	ug/L	--	--	--	--	--	--	--	--	--	--
1,2,4,5-Tetrachlorobenzene	ug/L	--	--	--	--	--	--	--	--	--	--
1,1,1,2-Tetrachloroethane	ug/L	--	--	--	--	--	--	--	--	--	--
2,3,4,6-Tetrachlorophenol	ug/L	--	--	--	--	--	--	--	--	--	--
Thionazin (O,O-diethyl-O-2-pyrazinyl phosphorothioate)	ug/L	--	--	--	--	--	--	--	--	--	--
o-Toluidine A	ug/L	--	--	--	--	--	--	--	--	--	--
5-Nitro-2-toluidine	ug/L	--	--	--	--	--	--	--	--	--	--
2,4,5-Trichlorophenol	ug/L	--	--	--	--	50 U	--	--	--	--	--
2,4,6-Trichlorophenol	ug/L	--	--	--	--	10 U	--	--	--	--	--
1,2,3-Trichloropropane	ug/L	--	--	--	--	--	--	--	--	--	--
0,0,0-Triethylphosphorothioate	ug/L	--	--	--	--	--	--	--	--	--	--
1,3,5-Trinitrobenzene	ug/L	--	--	--	--	--	--	--	--	--	--
PCBs											
Aroclor-1016 (PCB-1016)	ug/L	--	--	--	--	--	--	--	--	--	--
Aroclor-1221 (PCB-1221)	ug/L	--	--	--	--	--	--	--	--	--	--
Aroclor-1232 (PCB-1232)	ug/L	--	--	--	--	--	--	--	--	--	--
Aroclor-1242 (PCB-1242)	ug/L	--	--	--	--	--	--	--	--	--	--
Aroclor-1248 (PCB-1248)	ug/L	--	--	--	--	200 U	--	--	--	--	--
Aroclor-1254 (PCB-1254)	ug/L	--	--	--	--	--	--	--	--	--	--
Aroclor-1260 (PCB-1260)	ug/L	--	--	--	--	--	--	--	--	--	--
Total PCBs	ug/L	0.1 U	0.2	0.4	**0.6**[a]	200 U	--	--	--	--	--
Total Petroleum Hydrocarbons (TPH)											
Total Petroleum Hydrocarbons - Purgeable (GRO)	ug/L	--	--	--	--	--	--	--	--	--	--

APPENDIX G.3

GROUNDWATER QUALITY DATA
RFI REPORT
FORMER MANUAL TRANSMISSIONS OF MUNCIE FACILITY
MUNCIE, INDIANA

AOI		*AOI 16*	*AOI 16*	*AOI 16*	*AOI 16*	*AOI 16*	*AOI 16*	*AOI 16*	*AOI 16*	*AOI 16*	*AOI 16*
Sample Location		***B-9A***	***B-10***	***B-10A***	***B-10B***	***MW-3***	***MW-3***	***MW-3***	***MW-3***	***MW-3***	***MW-3***
Sample Identification		***B9A***	***B10***	***B10A***	***B10B***	***MW-3***	***MW-3***	***MW-3***	***MW-3***	***MW-3***	***MW-3***
Sample Date		***4/26/1978***	***4/19/1978***	***4/19/1978***	***4/19/1978***	***12/1/1988***	***7/9/1990***	***12/1/1991***	***6/1/1994***	***10/1/2000***	***3/26/2001***
Sample Depth		-	-	-	-	-	-	-	-	-	-
Sample Depth											
	Units										
Metals											
Aluminum	ug/L	--	--	--	--	--	--	--	--	--	--
Antimony	ug/L	--	--	--	--	--	--	--	--	--	--
Arsenic	ug/L	--	--	--	--	--	--	--	--	--	--
Arsenic (dissolved)	ug/L	3 U	3 U	3 U	3 U	50 U	--	--	--	--	--
Barium	ug/L	--	--	--	--	--	--	--	--	--	--
Barium (dissolved)	ug/L	--	--	--	--	210	--	--	--	--	--
Beryllium	ug/L	--	--	--	--	--	--	--	--	--	--
Cadmium	ug/L	--	--	--	--	--	--	--	--	--	--
Cadmium (dissolved)	ug/L	10 U	10 U	10 U	10 U	5 U	--	--	--	--	--
Calcium	ug/L	--	--	--	--	--	--	--	--	--	--
Calcium (dissolved)	ug/L	--	--	--	--	--	--	--	--	--	--
Chromium	ug/L	--	--	--	--	--	--	--	--	--	--
Chromium (dissolved)	ug/L	--	--	--	--	10 U	--	--	--	--	--
Cobalt	ug/L	--	--	--	--	--	--	--	--	--	--
Copper	ug/L	--	--	--	--	--	--	--	--	--	--
Copper (dissolved)	ug/L	--	--	--	--	50 U	--	--	--	--	--
Iron	ug/L	--	--	--	--	--	--	--	--	--	--
Iron (dissolved)	ug/L	2600	220	1900	3900	--	--	--	--	--	--
Lead	ug/L	--	--	--	--	--	--	--	--	--	--
Lead (dissolved)	ug/L	50 U	50 U	50 U	50 U	50 U	--	--	--	--	--
Magnesium	ug/L	--	--	--	--	--	--	--	--	--	--
Magnesium (dissolved)	ug/L	--	--	--	--	--	--	--	--	--	--
Manganese	ug/L	--	--	--	--	--	--	--	--	--	--
Manganese (dissolved)	ug/L	--	--	--	--	--	--	--	--	--	--
Mercury	ug/L	--	--	--	--	--	--	--	--	--	--
Mercury (dissolved)	ug/L	--	--	--	--	1 U	--	--	--	--	--
Nickel	ug/L	--	--	--	--	--	--	--	--	--	--
Nickel (dissolved)	ug/L	--	--	--	--	70	--	--	--	--	--
Potassium	ug/L	--	--	--	--	--	--	--	--	--	--
Selenium	ug/L	--	--	--	--	--	--	--	--	--	--
Selenium (dissolved)	ug/L	--	--	--	--	100 U	--	--	--	--	--
Silver	ug/L	--	--	--	--	--	--	--	--	--	--
Silver (dissolved)	ug/L	--	--	--	--	5 U	--	--	--	--	--
Sodium	ug/L	--	--	--	--	--	--	--	--	--	--
Thallium	ug/L	--	--	--	--	--	--	--	--	--	--
Vanadium	ug/L	--	--	--	--	--	--	--	--	--	--
Zinc	ug/L	--	--	--	--	--	--	--	--	--	--
Zinc (dissolved)	ug/L	--	--	--	--	10 U	--	--	--	--	--

APPENDIX G.3

GROUNDWATER QUALITY DATA
RFI REPORT
FORMER MANUAL TRANSMISSIONS OF MUNCIE FACILITY
MUNCIE, INDIANA

AOI		***AOI 16***	***AOI 16***	***AOI 16***	***AOI 16***	***AOI 16***	***AOI 16***	***AOI 16***	***AOI 16***	***AOI 16***	***AOI 16***
Sample Location		***B-9A***	***B-10***	***B-10A***	***B-10B***	***MW-3***	***MW-3***	***MW-3***	***MW-3***	***MW-3***	***MW-3***
Sample Identification		***B9A***	***B10***	***B10A***	***B10B***	***MW-3***	***MW-3***	***MW-3***	***MW-3***	***MW-3***	***MW-3***
Sample Date		***4/26/1978***	***4/19/1978***	***4/19/1978***	***4/19/1978***	***12/1/1988***	***7/9/1990***	***12/1/1991***	***6/1/1994***	***10/1/2000***	***3/26/2001***
Sample Depth		-	-	-	-	-	-	-	-	-	-
Sample Depth											
	Units										
Gas											
Ethane	ug/L	--	--	--	--	--	--	--	--	--	--
Ethene	ug/L	--	--	--	--	--	--	--	--	--	--
Methane	ug/L	--	--	--	--	--	--	--	--	--	--
General Chemistry											
Alkalinity, bicarbonate	ug/L	--	--	--	--	--	--	--	--	--	--
Alkalinity, carbonate	ug/L	--	--	--	--	--	--	--	--	--	--
Bicarbonate (as CaCO3)	ug/L	430000	309000	311000	371000	--	--	--	--	--	--
Chloride	ug/L	--	--	--	--	--	--	--	--	--	--
Dissolved organic carbon (DOC)	ug/L	--	--	--	--	--	--	--	--	--	--
Hardness	ug/L	--	--	--	--	--	--	--	--	--	--
Hardness, carbonate	ug/L	--	--	--	--	--	--	--	--	--	--
Nitrate (as N)	ug/L	--	--	--	--	--	--	--	--	--	--
Nitrite (as N)	ug/L	--	--	--	--	--	--	--	--	--	--
pH	s.u.	6.7	7	7.2	7.5	7.4	--	--	--	--	--
Sulfate	ug/L	--	--	--	--	25000	--	--	--	--	--
Sulfide	ug/L	--	--	--	--	--	--	--	--	--	--
Total dissolved solids (TDS)	ug/L	--	--	--	--	--	--	--	--	--	--
Total organic carbon (TOC)	ug/L	--	--	--	--	--	--	--	--	--	--

Notes

ug/L - Micrograms per litre
"-" - No value
U - Not detected at the associated reporting limit
J - Estimated concentration
UJ - Not detected; associated reporting limit is estimated
R - Rejected
s.u. - Standard units
nc - No criteria
ND - Non Detect (calculation)
BOLD[abc] Concentration exceeds associated screening level
IDEM Appendix A: Screening Levels Remedation Closure Guide - March 25, 2014
a - Exceeds IDEM residential tap screening levels
b - Exceeds IDEM residential vapor exposure screening levels
c - Exceeds IDEM commercial/industrial vapor screening levels

APPENDIX G.3

GROUNDWATER QUALITY DATA
RFI REPORT
FORMER MANUAL TRANSMISSIONS OF MUNCIE FACILITY
MUNCIE, INDIANA

AOI		*AOI 16*	*AOI 16*	*AOI 16*	*AOI 16*	*AOI 16*
Sample Location		*MW-3*	*MW-3*	*MW-3*	*MW-3*	*MW-3*
Sample Identification		*GW-17330-100902-EH-004*	*GW-072004-MR-004*	*GW-017330-042605-TP-004*	*GW-017330-101805-MM-003*	*GW-017330-050906-NH-003*
Sample Date		*10/9/2002*	*7/20/2004*	*4/26/2005*	*10/18/2005*	*5/9/2006*
Sample Depth		-	-	-	-	-
Sample Depth						
	Units					
Volatile Organic Compounds (VOCs)						
Acetone	ug/L	25 UJ	10 U	10 U	10 U	10 U
Benzene	ug/L	1.0 U	1.0 U	1.0 U	1.0 U	1 U
Bromodichloromethane	ug/L	1.0 U	1.0 U	1.0 U	1.0 U	1 U
Bromoform	ug/L	1.0 U	1.0 U	1.0 U	1.0 U	1 U
Bromomethane (Methyl bromide)	ug/L	1.0 U	1.0 U	1.0 U	1.0 UJ	1 U
2-Butanone (Methyl ethyl ketone) (MEK)	ug/L	25 U	10 U	10 U	10 U	10 U
Carbon disulfide	ug/L	5.0 U	1.0 U	1.0 U	1.0 U	1 U
Carbon tetrachloride	ug/L	1.0 U	1.0 U	1.0 U	1.0 U	1 U
Chlorobenzene	ug/L	1.0 U	1.0 U	1.0 U	1.0 U	1 U
Chloroethane	ug/L	1.0 U	1.0 U	1.0 U	1.0 U	1 U
2-Chloroethyl vinyl ether	ug/L	--	--	--	--	--
Chloroform (Trichloromethane)	ug/L	1.0 U	1.0 U	1.0 U	1.0 U	1 U
Chloromethane (Methyl chloride)	ug/L	1.0 U	1.0 U	1.0 U	1.0 U	1 U
Cyclohexane	ug/L	1.0 U	1.0 U	1.0 U	1.0 U	--
1,2-Dibromo-3-chloropropane (DBCP)	ug/L	1.0 U	2.0 U	2.0 U	2.0 U	--
Dibromochloromethane	ug/L	1.0 U	1.0 U	1.0 U	1.0 U	1 U
1,2-Dibromoethane (Ethylene dibromide)	ug/L	1.0 U	1.0 U	1.0 U	1.0 U	--
1,2-Dichlorobenzene	ug/L	1.0 U	1.0 U	1.0 U	1.0 U	--
1,3-Dichlorobenzene	ug/L	1.0 U	1.0 U	1.0 U	1.0 U	--
1,4-Dichlorobenzene	ug/L	1.0 U	1.0 U	1.0 U	1.0 U	--
Dichlorodifluoromethane (CFC-12)	ug/L	1.0 U	1.0 U	1.0 U	1.0 UJ	--
1,1-Dichloroethane	ug/L	1.0 U	1.0 U	1.0 U	1.0 U	1 U
1,2-Dichloroethane	ug/L	1.0 U	1.0 U	1.0 U	1.0 U	1 U
1,2-Dichloroethene (total)	ug/L	--	--	--	--	--
1,1-Dichloroethene	ug/L	1.0 U	1.0 U	1.0 U	1.0 U	1 U
cis-1,2-Dichloroethene	ug/L	1.0 U	0.96 J	1.0 U	1.0 U	1 U
trans-1,2-Dichloroethene	ug/L	1.0 U	1.0 U	1.0 U	1.0 U	1 U
1,2-Dichloropropane	ug/L	1.0 U	1.0 U	1.0 U	1.0 U	1 U
cis-1,3-Dichloropropene	ug/L	1.0 U	1.0 U	1.0 U	1.0 U	1 U
trans-1,3-Dichloropropene	ug/L	1.0 UJ	1.0 U	1.0 U	1.0 U	1 U
Ethylbenzene	ug/L	1.0 U	1.0 U	1.0 U	1.0 U	1 U
2-Hexanone	ug/L	50 U	10 U	10 U	10 U	10 U
Isopropyl benzene	ug/L	5.0 U	1.0 U	1.0 U	1.0 U	--
Methyl acetate	ug/L	10 U	10 U	10 U	10 U	--
Methyl cyclohexane	ug/L	1.0 U	1.0 U	1.0 U	1.0 U	--
Methyl tert butyl ether (MTBE)	ug/L	5.0 U	5.0 U	5.0 UJ	5.0 U	--
4-Methyl-2-pentanone (Methyl isobutyl ketone) (MIBK)	ug/L	50 U	10 U	10 U	10 U	10 U
Methylene chloride	ug/L	5.0 U	1.0 U	1.0 U	1.0 U	1 UJ
Styrene	ug/L	1.0 U	1.0 U	1.0 U	1.0 U	1 U
VOCs (Continued)						

APPENDIX G.3

GROUNDWATER QUALITY DATA
RFI REPORT
FORMER MANUAL TRANSMISSIONS OF MUNCIE FACILITY
MUNCIE, INDIANA

AOI		*AOI 16*	*AOI 16*	*AOI 16*	*AOI 16*	*AOI 16*
Sample Location		*MW-3*	*MW-3*	*MW-3*	*MW-3*	*MW-3*
Sample Identification		*GW-17330-100902-EH-004*	*GW-072004-MR-004*	*GW-017330-042605-TP-004*	*GW-017330-101805-MM-003*	*GW-017330-050906-NH-003*
Sample Date		*10/9/2002*	*7/20/2004*	*4/26/2005*	*10/18/2005*	*5/9/2006*
Sample Depth		*-*	*-*	*-*	*-*	*-*
Sample Depth						
	Units					
1,1,2,2-Tetrachloroethane	ug/L	1.0 U	1.0 U	1.0 U	1.0 U	1 U
Tetrachloroethene	ug/L	1.0 U	1.0 U	1.0 U	1.0 U	1 U
Toluene	ug/L	1.0 U	1.0 U	1.0 U	1.0 U	1 U
1,2,4-Trichlorobenzene	ug/L	5.0 U	1.0 U	1.0 U	1.0 UJ	--
1,1,1-Trichloroethane	ug/L	1.0 U	1.0 U	1.0 U	1.0 U	1 U
1,1,2-Trichloroethane	ug/L	1.0 U	1.0 U	1.0 U	1.0 U	1 U
Trichloroethene	ug/L	1.0 U	0.29 J	1.0 U	1.0 U	1 U
Trichlorofluoromethane (CFC-11)	ug/L	1.0 U	1.0 U	1.0 U	1.0 U	--
Trifluorotrichloroethane (Freon 113)	ug/L	1.0 U	1.0 U	1.0 U	1.0 U	--
Vinyl acetate	ug/L	--	--	--	--	--
Vinyl chloride	ug/L	1.0 U	1.0 U	1.0 U	1.0 U	1 U
Xylenes (total)	ug/L	3.0 U	2.0 U	2.0 U	2.0 U	2 U
Semi-Volatile Organic Compounds (SVOCs)						
Acenaphthene	ug/L	--	--	--	--	0.2 U
Acenaphthylene	ug/L	--	--	--	--	0.2 U
Acetonitrile	ug/L	--	--	--	--	--
Acetophenone	ug/L	--	--	--	--	1 U
2-Acetylaminofluorene	ug/L	--	--	--	--	--
Acrolein	ug/L	--	--	--	--	--
Acrylonitrile	ug/L	--	--	--	--	--
Allyl chloride	ug/L	--	--	--	--	--
4-Aminobiphenyl	ug/L	--	--	--	--	--
Aniline	ug/L	--	--	--	--	--
Anthracene	ug/L	--	--	--	--	0.2 U
Aramite	ug/L	--	--	--	--	--
Atrazine	ug/L	--	--	--	--	1 U
Benzaldehyde	ug/L	--	--	--	--	1 U
Benzidine	ug/L	--	--	--	--	--
Benzo(a)anthracene	ug/L	--	--	--	--	0.2 U
Benzo(a)pyrene	ug/L	--	--	--	--	0.2 U
Benzo(b)fluoranthene	ug/L	--	--	--	--	0.2 U
Benzo(g,h,i)perylene	ug/L	--	--	--	--	0.2 U
Benzo(k)fluoranthene	ug/L	--	--	--	--	0.2 U
Benzoic acid	ug/L	--	--	--	--	--
Benzyl alcohol	ug/L	--	--	--	--	--
Biphenyl (1,1-Biphenyl)	ug/L	--	--	--	--	1 U
4-Bromophenyl phenyl ether	ug/L	--	--	--	--	2 U
Butyl benzylphthalate (BBP)	ug/L	--	--	--	--	1 U
Caprolactam	ug/L	--	--	--	--	5 U
Carbazole	ug/L	--	--	--	--	1 U
4-Chloro-3-methylphenol	ug/L	--	--	--	--	2 U
4-Chloroaniline	ug/L	--	--	--	--	2 U
Chlorobenzilate	ug/L	--	--	--	--	--
bis(2-Chloroethoxy)methane	ug/L	--	--	--	--	1 U
bis(2-Chloroethyl)ether	ug/L	--	--	--	--	1 U

APPENDIX G.3

GROUNDWATER QUALITY DATA
RFI REPORT
FORMER MANUAL TRANSMISSIONS OF MUNCIE FACILITY
MUNCIE, INDIANA

AOI		*AOI 16*	*AOI 16*	*AOI 16*	*AOI 16*	*AOI 16*
Sample Location		***MW-3***	***MW-3***	***MW-3***	***MW-3***	***MW-3***
Sample Identification		***GW-17330-100902-EH-004***	***GW-072004-MR-004***	***GW-017330-042605-TP-004***	***GW-017330-101805-MM-003***	***GW-017330-050906-NH-003***
Sample Date		***10/9/2002***	***7/20/2004***	***4/26/2005***	***10/18/2005***	***5/9/2006***
Sample Depth		***-***	***-***	***-***	***-***	***-***
Sample Depth						
	Units					
2-Chloronaphthalene	ug/L	--	--	--	--	1 U
2-Chlorophenol	ug/L	--	--	--	--	1 U
4-Chlorophenyl phenyl ether	ug/L	--	--	--	--	2 U
Chloroprene	ug/L	--	--	--	--	--
Chrysene	ug/L	--	--	--	--	0.2 U
Cresol isomers	ug/L	--	--	--	--	--
Diallate	ug/L	--	--	--	--	--
Dibenz(a,h)anthracene	ug/L	--	--	--	--	0.2 U
Dibenzofuran	ug/L	--	--	--	--	1 U
Dibromochloromethane	ug/L	--	--	--	--	--
Dibromomethane	ug/L	--	--	--	--	--
trans-1,4-Dichloro-2-butene	ug/L	--	--	--	--	--
3,3'-Dichlorobenzidine	ug/L	--	--	--	--	5 U
2,4-Dichlorophenol	ug/L	--	--	--	--	2 U
2,6-Dichlorophenol	ug/L	--	--	--	--	--
Diethyl phthalate	ug/L	--	--	--	--	1 U
Dimethoate	ug/L	--	--	--	--	--
Dimethyl phthalate	ug/L	--	--	--	--	1 U
p-Dimethylaminoazobenzene A	ug/L	--	--	--	--	--
7,12-Dimethylbenz(a)anthracene	ug/L	--	--	--	--	--
3,3-Dimethylbenzidine	ug/L	--	--	--	--	--
a,a-Dimethylphenethylamine	ug/L	--	--	--	--	--
2,4-Dimethylphenol	ug/L	--	--	--	--	2 U
Di-n-butylphthalate (DBP)	ug/L	--	--	--	--	1 U
4,6-Dinitro-2-methylphenol	ug/L	--	--	--	--	5 U
Dinitrobenzene, NOS	ug/L	--	--	--	--	--
2,4-Dinitrophenol	ug/L	--	--	--	--	5 UJ
2,4-Dinitrotoluene	ug/L	--	--	--	--	5 U
2,6-Dinitrotoluene	ug/L	--	--	--	--	5 U
Di-n-octyl phthalate (DnOP)	ug/L	--	--	--	--	1 U
1,4-Dioxane	ug/L	--	--	--	--	--
Diphenylamine	ug/L	--	--	--	--	--
1,2-Diphenylhydrazine	ug/L	--	--	--	--	--
Disulfoton	ug/L	--	--	--	--	--

APPENDIX G.3

GROUNDWATER QUALITY DATA
RFI REPORT
FORMER MANUAL TRANSMISSIONS OF MUNCIE FACILITY
MUNCIE, INDIANA

AOI		*AOI 16*	*AOI 16*	*AOI 16*	*AOI 16*	*AOI 16*
Sample Location		*MW-3*	*MW-3*	*MW-3*	*MW-3*	*MW-3*
Sample Identification		*GW-17330-100902-EH-004*	*GW-072004-MR-004*	*GW-017330-042605-TP-004*	*GW-017330-101805-MM-003*	*GW-017330-050906-NH-003*
Sample Date		*10/9/2002*	*7/20/2004*	*4/26/2005*	*10/18/2005*	*5/9/2006*
Sample Depth		*-*	*-*	*-*	*-*	*-*
Sample Depth						
	Units					
SVOCs (Continued)						
Ethyl methacrylate	ug/L	--	--	--	--	--
Ethyl methanesulfonate	ug/L	--	--	--	--	--
bis(2-Ethylhexyl)phthalate (DEHP)	ug/L	--	--	--	--	2.2 U
Famphur	ug/L	--	--	--	--	--
Fluoranthene	ug/L	--	--	--	--	0.2 U
Fluorene	ug/L	--	--	--	--	0.2 U
Hexachlorobenzene	ug/L	--	--	--	--	0.2 U
Hexachlorobutadiene	ug/L	--	--	--	--	1 U
Hexachlorocyclopentadiene	ug/L	--	--	--	--	10 U
Hexachloroethane	ug/L	--	--	--	--	1 U
Hexachlorophene A	ug/L	--	--	--	--	--
Hexachloropropene	ug/L	--	--	--	--	--
Indeno(1,2,3-cd)pyrene	ug/L	--	--	--	--	0.2 U
Iodomethane	ug/L	--	--	--	--	--
Isodrin	ug/L	--	--	--	--	--
Isophorone	ug/L	--	--	--	--	1 U
Isosafrole	ug/L	--	--	--	--	--
Kepone	ug/L	--	--	--	--	--
Methapyrilene	ug/L	--	--	--	--	--
Methyl acrylonitrile	ug/L	--	--	--	--	--
Methyl methacrylate	ug/L	--	--	--	--	--
Methyl methanesulfonate	ug/L	--	--	--	--	--
Methyl parathion	ug/L	--	--	--	--	--
3-Methylcholanthrene	ug/L	--	--	--	--	--
2-Methylnaphthalene	ug/L	--	--	--	--	0.2 U
2-Methylphenol	ug/L	--	--	--	--	1 U
3&4-Methylphenol	ug/L	--	--	--	--	--
4-Methylphenol	ug/L	--	--	--	--	1 U
Naphthalene	ug/L	--	--	--	--	0.2 U
1,4-Naphthoquinone	ug/L	--	--	--	--	--
1-Naphthylamine	ug/L	--	--	--	--	--
2-Naphthylamine	ug/L	--	--	--	--	--
2-Nitroaniline	ug/L	--	--	--	--	2 U
3-Nitroaniline	ug/L	--	--	--	--	2 U
4-Nitroaniline	ug/L	--	--	--	--	2 U
Nitrobenzene	ug/L	--	--	--	--	1 U
2-Nitrophenol	ug/L	--	--	--	--	2 U
4-Nitrophenol	ug/L	--	--	--	--	5 U
4-Nitroquinoline-N-oxide	ug/L	--	--	--	--	--
N-Nitrosodi-n-butylamine	ug/L	--	--	--	--	--
N-Nitrosodi-n-propylamine	ug/L	--	--	--	--	1 U
N-Nitrosodiphenylamine	ug/L	--	--	--	--	1 U
N-Nitrosodiethylamine	ug/L	--	--	--	--	--
N-Nitrosodimethylamine	ug/L	--	--	--	--	--
N-Nitrosomethylethylamine	ug/L	--	--	--	--	--

APPENDIX G.3

GROUNDWATER QUALITY DATA
RFI REPORT
FORMER MANUAL TRANSMISSIONS OF MUNCIE FACILITY
MUNCIE, INDIANA

AOI		*AOI 16*	*AOI 16*	*AOI 16*	*AOI 16*	*AOI 16*
Sample Location		*MW-3*	*MW-3*	*MW-3*	*MW-3*	*MW-3*
Sample Identification		*GW-17330-100902-EH-004*	*GW-072004-MR-004*	*GW-017330-042605-TP-004*	*GW-017330-101805-MM-003*	*GW-017330-050906-NH-003*
Sample Date		*10/9/2002*	*7/20/2004*	*4/26/2005*	*10/18/2005*	*5/9/2006*
Sample Depth		*-*	*-*	*-*	*-*	*-*
Sample Depth						
	Units					
SVOCs (Continued)						
N-Nitrosomorpholine	ug/L	--	--	--	--	--
N-Nitrosopiperidine	ug/L	--	--	--	--	--
N-Nitrosopyrrolidine	ug/L	--	--	--	--	--
2,2'-Oxybis(1-chloropropane) (bis(2-Chloroisopropyl) ether)	ug/L	--	--	--	--	1 U
Pentachlorobenzene	ug/L	--	--	--	--	--
Pentachloroethane	ug/L	--	--	--	--	--
Pentachloronitrobenzene	ug/L	--	--	--	--	--
Pentachlorophenol	ug/L	--	--	--	--	5 U
Phenacetin	ug/L	--	--	--	--	--
Phenanthrene	ug/L	--	--	--	--	0.2 U
Phenol	ug/L	--	--	--	--	1 U
p-Phenylenediamine	ug/L	--	--	--	--	--
Phorate	ug/L	--	--	--	--	--
2-Picoline	ug/L	--	--	--	--	--
Pronamide	ug/L	--	--	--	--	--
Propionitrile (ethyl cyanide)	ug/L	--	--	--	--	--
Pyrene	ug/L	--	--	--	--	0.2 U
Pyridine	ug/L	--	--	--	--	--
Safrole	ug/L	--	--	--	--	--
1,2,4,5-Tetrachlorobenzene	ug/L	--	--	--	--	--
1,1,1,2-Tetrachloroethane	ug/L	--	--	--	--	--
2,3,4,6-Tetrachlorophenol	ug/L	--	--	--	--	--
Thionazin (O,O-diethyl-O-2-pyrazinyl phosphorothioate)	ug/L	--	--	--	--	--
o-Toluidine A	ug/L	--	--	--	--	--
5-Nitro-2-toluidine	ug/L	--	--	--	--	--
2,4,5-Trichlorophenol	ug/L	--	--	--	--	5 U
2,4,6-Trichlorophenol	ug/L	--	--	--	--	5 U
1,2,3-Trichloropropane	ug/L	--	--	--	--	--
0,0,0-Triethylphosphorothioate	ug/L	--	--	--	--	--
1,3,5-Trinitrobenzene	ug/L	--	--	--	--	--
PCBs						
Aroclor-1016 (PCB-1016)	ug/L	--	--	--	--	--
Aroclor-1221 (PCB-1221)	ug/L	--	--	--	--	--
Aroclor-1232 (PCB-1232)	ug/L	--	--	--	--	--
Aroclor-1242 (PCB-1242)	ug/L	--	--	--	--	--
Aroclor-1248 (PCB-1248)	ug/L	--	--	--	--	--
Aroclor-1254 (PCB-1254)	ug/L	--	--	--	--	--
Aroclor-1260 (PCB-1260)	ug/L	--	--	--	--	--
Total PCBs	ug/L	--	--	--	--	--
Total Petroleum Hydrocarbons (TPH)						
Total Petroleum Hydrocarbons - Purgeable (GRO)	ug/L	--	--	--	--	--

APPENDIX G.3

GROUNDWATER QUALITY DATA
RFI REPORT
FORMER MANUAL TRANSMISSIONS OF MUNCIE FACILITY
MUNCIE, INDIANA

AOI		*AOI 16*	*AOI 16*	*AOI 16*	*AOI 16*	*AOI 16*
Sample Location		***MW-3***	***MW-3***	***MW-3***	***MW-3***	***MW-3***
Sample Identification		***GW-17330-100902-EH-004***	***GW-072004-MR-004***	***GW-017330-042605-TP-004***	***GW-017330-101805-MM-003***	***GW-017330-050906-NH-003***
Sample Date		***10/9/2002***	***7/20/2004***	***4/26/2005***	***10/18/2005***	***5/9/2006***
Sample Depth		*-*	*-*	*-*	*-*	*-*
Sample Depth						
	Units					
Metals						
Aluminum	ug/L	--	--	--	--	--
Antimony	ug/L	--	--	--	--	--
Arsenic	ug/L	--	--	--	--	**10.3**[a]
Arsenic (dissolved)	ug/L	--	--	--	--	**10.6**[a]
Barium	ug/L	--	--	--	--	359
Barium (dissolved)	ug/L	--	--	--	--	367
Beryllium	ug/L	--	--	--	--	--
Cadmium	ug/L	--	--	--	--	1.1 J
Cadmium (dissolved)	ug/L	--	--	--	--	5 U
Calcium	ug/L	--	--	--	--	--
Calcium (dissolved)	ug/L	--	--	--	--	--
Chromium	ug/L	--	--	--	--	10 U
Chromium (dissolved)	ug/L	--	--	--	--	10 U
Cobalt	ug/L	--	--	--	--	--
Copper	ug/L	--	--	--	--	--
Copper (dissolved)	ug/L	--	--	--	--	--
Iron	ug/L	--	--	--	--	--
Iron (dissolved)	ug/L	--	--	--	--	--
Lead	ug/L	--	--	--	--	3.7
Lead (dissolved)	ug/L	--	--	--	--	3 U
Magnesium	ug/L	--	--	--	--	--
Magnesium (dissolved)	ug/L	--	--	--	--	--
Manganese	ug/L	--	--	--	--	--
Manganese (dissolved)	ug/L	--	--	--	--	--
Mercury	ug/L	--	--	--	--	0.2 U
Mercury (dissolved)	ug/L	--	--	--	--	0.2 U
Nickel	ug/L	--	--	--	--	--
Nickel (dissolved)	ug/L	--	--	--	--	--
Potassium	ug/L	--	--	--	--	--
Selenium	ug/L	--	--	--	--	5 U
Selenium (dissolved)	ug/L	--	--	--	--	5 U
Silver	ug/L	--	--	--	--	10 U
Silver (dissolved)	ug/L	--	--	--	--	10 U
Sodium	ug/L	--	--	--	--	--
Thallium	ug/L	--	--	--	--	--
Vanadium	ug/L	--	--	--	--	--
Zinc	ug/L	--	--	--	--	--
Zinc (dissolved)	ug/L	--	--	--	--	--

APPENDIX G.3

GROUNDWATER QUALITY DATA
RFI REPORT
FORMER MANUAL TRANSMISSIONS OF MUNCIE FACILITY
MUNCIE, INDIANA

AOI		*AOI 16*	*AOI 16*	*AOI 16*	*AOI 16*	*AOI 16*
Sample Location		***MW-3***	***MW-3***	***MW-3***	***MW-3***	***MW-3***
Sample Identification		***GW-17330-100902-EH-004***	***GW-072004-MR-004***	***GW-017330-042605-TP-004***	***GW-017330-101805-MM-003***	***GW-017330-050906-NH-003***
Sample Date		***10/9/2002***	***7/20/2004***	***4/26/2005***	***10/18/2005***	***5/9/2006***
Sample Depth		***-***	***-***	***-***	***-***	***-***
Sample Depth						
	Units					
Gas						
Ethane	ug/L	--	--	--	--	--
Ethene	ug/L	--	--	--	--	--
Methane	ug/L	--	--	--	--	--
General Chemistry						
Alkalinity, bicarbonate	ug/L	--	--	--	--	--
Alkalinity, carbonate	ug/L	--	--	--	--	--
Bicarbonate (as CaCO3)	ug/L	--	--	--	--	--
Chloride	ug/L	--	--	--	--	--
Dissolved organic carbon (DOC)	ug/L	--	--	--	--	--
Hardness	ug/L	--	--	--	--	--
Hardness, carbonate	ug/L	--	--	--	--	--
Nitrate (as N)	ug/L	--	--	--	--	--
Nitrite (as N)	ug/L	--	--	--	--	--
pH	s.u.	--	--	--	--	--
Sulfate	ug/L	--	--	--	--	--
Sulfide	ug/L	--	--	--	--	--
Total dissolved solids (TDS)	ug/L	--	--	--	--	--
Total organic carbon (TOC)	ug/L	--	--	--	--	--

Notes
ug/L - Micrograms per litre
"-" - No value
U - Not detected at the associated reporting limit
J - Estimated concentration
UJ - Not detected; associated reporting limit is estimated
R - Rejected
s.u. - Standard units
nc - No criteria
ND - Non Detect (calculation)
BOLD[abc] Concentration exceeds associated screening level
IDEM Appendix A: Screening Levels Remedation Closure Guide - March 25, 2014
a - Exceeds IDEM residential tap screening levels
b - Exceeds IDEM residential vapor exposure screening levels
c - Exceeds IDEM commercial/industrial vapor screening levels

APPENDIX G.3

GROUNDWATER QUALITY DATA
RFI REPORT
FORMER MANUAL TRANSMISSIONS OF MUNCIE FACILITY
MUNCIE, INDIANA

AOI		*AOI 16*	*AOI 16*	*AOI 16*	*AOI 16*	*AOI 16*
Sample Location		***MW-3***	***MW-3***	***MW-3***	***MW-3***	***MW-3***
Sample Identification		***GW-017324-111108-NH-005***	***GW-017324-111108-NH-006***	***GW-17324-030210-GL-001***	***GW-17324-120611-EM-003***	***GW-017324-050114-SM-015***
Sample Date		***11/11/2008***	***11/11/2008***	***3/2/2010***	***12/6/2011***	***5/1/2014***
Sample Depth		*-*	*-*	*-*	*-*	*-*
Sample Depth			***Duplicate***			
	Units					
Volatile Organic Compounds (VOCs)						
Acetone	ug/L	10 U	10 U	--	10 U	10 U
Benzene	ug/L	1.0 U	1.0 U	--	1.0 U	1.0 U
Bromodichloromethane	ug/L	1.0 U	1.0 U	--	1.0 U	1.0 U
Bromoform	ug/L	1.0 U	1.0 U	--	1.0 U	1.0 U
Bromomethane (Methyl bromide)	ug/L	1.0 U	1.0 U	--	1.0 U	1.0 U
2-Butanone (Methyl ethyl ketone) (MEK)	ug/L	10 U	10 U	--	10 U	10 U
Carbon disulfide	ug/L	1.0 U	1.0 U	--	1.0 U	1.0 U
Carbon tetrachloride	ug/L	1.0 U	1.0 U	--	1.0 U	1.0 U
Chlorobenzene	ug/L	1.0 U	1.0 U	--	1.0 U	1.0 U
Chloroethane	ug/L	1.0 U	1.0 U	--	1.0 U	1.0 U
2-Chloroethyl vinyl ether	ug/L	--	--	--	--	--
Chloroform (Trichloromethane)	ug/L	1.0 U	1.0 U	--	1.0 U	1.0 U
Chloromethane (Methyl chloride)	ug/L	1.0 U	1.0 U	--	1.0 U	1.0 U
Cyclohexane	ug/L	1.0 U	1.0 U	--	1.0 U	1.0 U
1,2-Dibromo-3-chloropropane (DBCP)	ug/L	2.0 U	2.0 U	--	2.0 U	2.0 U
Dibromochloromethane	ug/L	1.0 U	1.0 U	--	1.0 U	1.0 U
1,2-Dibromoethane (Ethylene dibromide)	ug/L	1.0 U	1.0 U	--	1.0 U	1.0 U
1,2-Dichlorobenzene	ug/L	1.0 U	1.0 U	--	1.0 U	1.0 U
1,3-Dichlorobenzene	ug/L	1.0 U	1.0 U	--	1.0 U	1.0 U
1,4-Dichlorobenzene	ug/L	1.0 U	1.0 U	--	1.0 U	1.0 U
Dichlorodifluoromethane (CFC-12)	ug/L	1.0 U	1.0 U	--	1.0 U	1.0 U
1,1-Dichloroethane	ug/L	1.0 U	1.0 U	--	1.0 U	1.0 U
1,2-Dichloroethane	ug/L	1.0 U	1.0 U	--	1.0 U	1.0 U
1,2-Dichloroethene (total)	ug/L	--	--	--	--	--
1,1-Dichloroethene	ug/L	1.0 U	1.0 U	--	1.0 U	1.0 U
cis-1,2-Dichloroethene	ug/L	1.0 U	1.0 U	--	1.0 U	1.0 U
trans-1,2-Dichloroethene	ug/L	1.0 U	1.0 U	--	1.0 U	1.0 U
1,2-Dichloropropane	ug/L	1.0 U	1.0 U	--	1.0 U	1.0 U
cis-1,3-Dichloropropene	ug/L	1.0 U	1.0 U	--	1.0 U	1.0 U
trans-1,3-Dichloropropene	ug/L	1.0 U	1.0 U	--	1.0 U	1.0 U
Ethylbenzene	ug/L	1.0 U	1.0 U	--	1.0 U	1.0 U
2-Hexanone	ug/L	10 U	10 U	--	10 U	10 U
Isopropyl benzene	ug/L	1.0 U	1.0 U	--	1.0 U	1.0 U
Methyl acetate	ug/L	10 U	10 U	--	10 U	10 U
Methyl cyclohexane	ug/L	1.0 U	1.0 U	--	1.0 U	1.0 U
Methyl tert butyl ether (MTBE)	ug/L	5.0 U	5.0 U	--	5.0 U	1.0 U
4-Methyl-2-pentanone (Methyl isobutyl ketone) (MIBK)	ug/L	10 U	10 U	--	10 U	10 U
Methylene chloride	ug/L	1.0 U	1.0 U	--	1.0 U	1.0 U
Styrene	ug/L	1.0 U	1.0 U	--	1.0 U	1.0 U
VOCs (Continued)						

APPENDIX G.3

GROUNDWATER QUALITY DATA
RFI REPORT
FORMER MANUAL TRANSMISSIONS OF MUNCIE FACILITY
MUNCIE, INDIANA

AOI		*AOI 16*	*AOI 16*	*AOI 16*	*AOI 16*	*AOI 16*
Sample Location		*MW-3*	*MW-3*	*MW-3*	*MW-3*	*MW-3*
Sample Identification		*GW-017324-111108-NH-005*	*GW-017324-111108-NH-006*	*GW-17324-030210-GL-001*	*GW-17324-120611-EM-003*	*GW-017324-050114-SM-015*
Sample Date		*11/11/2008*	*11/11/2008*	*3/2/2010*	*12/6/2011*	*5/1/2014*
Sample Depth		*-*	*-*	*-*	*-*	*-*
Sample Depth			*Duplicate*			
	Units					
1,1,2,2-Tetrachloroethane	ug/L	1.0 U	1.0 U	--	1.0 U	1.0 U
Tetrachloroethene	ug/L	1.0 U	1.0 U	--	1.0 U	1.0 U
Toluene	ug/L	1.0 U	1.0 U	--	1.0 U	1.0 U
1,2,4-Trichlorobenzene	ug/L	1.0 U	1.0 U	--	1.0 U	1.0 U
1,1,1-Trichloroethane	ug/L	1.0 U	1.0 U	--	1.0 U	1.0 U
1,1,2-Trichloroethane	ug/L	1.0 U	1.0 U	--	1.0 U	1.0 U
Trichloroethene	ug/L	1.0 U	1.0 U	--	1.0 U	1.0 U
Trichlorofluoromethane (CFC-11)	ug/L	1.0 U	1.0 U	--	1.0 U	1.0 U
Trifluorotrichloroethane (Freon 113)	ug/L	1.0 U	1.0 U	--	1.0 U	1.0 U
Vinyl acetate	ug/L	--	--	--	--	--
Vinyl chloride	ug/L	1.0 U	1.0 U	--	1.0 U	1.0 U
Xylenes (total)	ug/L	2.0 U	2.0 U	--	2.0 U	2.0 U
Semi-Volatile Organic Compounds (SVOCs)						
Acenaphthene	ug/L	0.20 U	0.20 U	--	--	--
Acenaphthylene	ug/L	0.20 U	0.20 U	--	--	--
Acetonitrile	ug/L	--	--	--	--	--
Acetophenone	ug/L	1.0 U	1.0 U	--	--	--
2-Acetylaminofluorene	ug/L	--	--	--	--	--
Acrolein	ug/L	--	--	--	--	--
Acrylonitrile	ug/L	--	--	--	--	--
Allyl chloride	ug/L	--	--	--	--	--
4-Aminobiphenyl	ug/L	--	--	--	--	--
Aniline	ug/L	--	--	--	--	--
Anthracene	ug/L	0.20 U	0.20 U	--	--	--
Aramite	ug/L	--	--	--	--	--
Atrazine	ug/L	1.0 U	1.0 U	--	--	--
Benzaldehyde	ug/L	1.0 U	1.0 U	--	--	--
Benzidine	ug/L	--	--	--	--	--
Benzo(a)anthracene	ug/L	0.20 U	0.20 U	--	--	--
Benzo(a)pyrene	ug/L	0.20 U	0.20 U	--	--	--
Benzo(b)fluoranthene	ug/L	0.20 U	0.20 U	--	--	--
Benzo(g,h,i)perylene	ug/L	0.20 U	0.20 U	--	--	--
Benzo(k)fluoranthene	ug/L	0.20 U	0.20 U	--	--	--
Benzoic acid	ug/L	--	--	--	--	--
Benzyl alcohol	ug/L	--	--	--	--	--
Biphenyl (1,1-Biphenyl)	ug/L	1.0 U	1.0 U	--	--	--
4-Bromophenyl phenyl ether	ug/L	2.0 U	2.0 U	--	--	--
Butyl benzylphthalate (BBP)	ug/L	1.0 U	1.0 U	--	--	--
Caprolactam	ug/L	5.0 U	5.0 U	--	--	--
Carbazole	ug/L	1.0 U	1.0 U	--	--	--
4-Chloro-3-methylphenol	ug/L	2.0 U	2.0 U	--	--	--
4-Chloroaniline	ug/L	2.0 U	2.0 U	--	--	--
Chlorobenzilate	ug/L	--	--	--	--	--
bis(2-Chloroethoxy)methane	ug/L	1.0 U	1.0 U	--	--	--
bis(2-Chloroethyl)ether	ug/L	1.0 U	1.0 U	--	--	--

APPENDIX G.3

GROUNDWATER QUALITY DATA
RFI REPORT
FORMER MANUAL TRANSMISSIONS OF MUNCIE FACILITY
MUNCIE, INDIANA

AOI		*AOI 16*	*AOI 16*	*AOI 16*	*AOI 16*	*AOI 16*
Sample Location		***MW-3***	***MW-3***	***MW-3***	***MW-3***	***MW-3***
Sample Identification		***GW-017324-111108-NH-005***	***GW-017324-111108-NH-006***	***GW-17324-030210-GL-001***	***GW-17324-120611-EM-003***	***GW-017324-050114-SM-015***
Sample Date		***11/11/2008***	***11/11/2008***	***3/2/2010***	***12/6/2011***	***5/1/2014***
Sample Depth		***-***	***-***	***-***	***-***	***-***
Sample Depth			***Duplicate***			
	Units					
2-Chloronaphthalene	ug/L	1.0 U	1.0 U	--	--	--
2-Chlorophenol	ug/L	1.0 U	1.0 U	--	--	--
4-Chlorophenyl phenyl ether	ug/L	2.0 U	2.0 U	--	--	--
Chloroprene	ug/L	--	--	--	--	--
Chrysene	ug/L	0.20 U	0.20 U	--	--	--
Cresol isomers	ug/L	--	--	--	--	--
Diallate	ug/L	--	--	--	--	--
Dibenz(a,h)anthracene	ug/L	0.20 U	0.20 U	--	--	--
Dibenzofuran	ug/L	1.0 U	1.0 U	--	--	--
Dibromochloromethane	ug/L	--	--	--	--	--
Dibromomethane	ug/L	--	--	--	--	--
trans-1,4-Dichloro-2-butene	ug/L	--	--	--	--	--
3,3'-Dichlorobenzidine	ug/L	5.0 U	5.0 U	--	--	--
2,4-Dichlorophenol	ug/L	2.0 U	2.0 U	--	--	--
2,6-Dichlorophenol	ug/L	--	--	--	--	--
Diethyl phthalate	ug/L	1.0 U	1.0 U	--	--	--
Dimethoate	ug/L	--	--	--	--	--
Dimethyl phthalate	ug/L	1.0 U	1.0 U	--	--	--
p-Dimethylaminoazobenzene A	ug/L	--	--	--	--	--
7,12-Dimethylbenz(a)anthracene	ug/L	--	--	--	--	--
3,3-Dimethylbenzidine	ug/L	--	--	--	--	--
a,a-Dimethylphenethylamine	ug/L	--	--	--	--	--
2,4-Dimethylphenol	ug/L	2.0 U	2.0 U	--	--	--
Di-n-butylphthalate (DBP)	ug/L	1.0 U	1.0 U	--	--	--
4,6-Dinitro-2-methylphenol	ug/L	5.0 U	5.0 U	--	--	--
Dinitrobenzene, NOS	ug/L	--	--	--	--	--
2,4-Dinitrophenol	ug/L	5.0 U	5.0 U	--	--	--
2,4-Dinitrotoluene	ug/L	5.0 U	5.0 U	--	--	--
2,6-Dinitrotoluene	ug/L	5.0 U	5.0 U	--	--	--
Di-n-octyl phthalate (DnOP)	ug/L	1.0 U	1.0 U	--	--	--
1,4-Dioxane	ug/L	--	--	--	--	--
Diphenylamine	ug/L	--	--	--	--	--
1,2-Diphenylhydrazine	ug/L	--	--	--	--	--
Disulfoton	ug/L	--	--	--	--	--

APPENDIX G.3

GROUNDWATER QUALITY DATA
RFI REPORT
FORMER MANUAL TRANSMISSIONS OF MUNCIE FACILITY
MUNCIE, INDIANA

AOI		*AOI 16*	*AOI 16*	*AOI 16*	*AOI 16*	*AOI 16*
Sample Location		*MW-3*	*MW-3*	*MW-3*	*MW-3*	*MW-3*
Sample Identification		*GW-017324-111108-NH-005*	*GW-017324-111108-NH-006*	*GW-17324-030210-GL-001*	*GW-17324-120611-EM-003*	*GW-017324-050114-SM-015*
Sample Date		*11/11/2008*	*11/11/2008*	*3/2/2010*	*12/6/2011*	*5/1/2014*
Sample Depth		*-*	*-*	*-*	*-*	*-*
Sample Depth			*Duplicate*			
	Units					
SVOCs (Continued)						
Ethyl methacrylate	ug/L	--	--	--	--	--
Ethyl methanesulfonate	ug/L	--	--	--	--	--
bis(2-Ethylhexyl)phthalate (DEHP)	ug/L	2.3 U	2.2 U	--	--	--
Famphur	ug/L	--	--	--	--	--
Fluoranthene	ug/L	0.20 U	0.20 U	--	--	--
Fluorene	ug/L	0.20 U	0.20 U	--	--	--
Hexachlorobenzene	ug/L	0.20 U	0.20 U	--	--	--
Hexachlorobutadiene	ug/L	1.0 U	1.0 U	--	--	--
Hexachlorocyclopentadiene	ug/L	10 U	10 U	--	--	--
Hexachloroethane	ug/L	1.0 U	1.0 U	--	--	--
Hexachlorophene A	ug/L	--	--	--	--	--
Hexachloropropene	ug/L	--	--	--	--	--
Indeno(1,2,3-cd)pyrene	ug/L	0.20 U	0.20 U	--	--	--
Iodomethane	ug/L	--	--	--	--	--
Isodrin	ug/L	--	--	--	--	--
Isophorone	ug/L	1.0 U	1.0 U	--	--	--
Isosafrole	ug/L	--	--	--	--	--
Kepone	ug/L	--	--	--	--	--
Methapyrilene	ug/L	--	--	--	--	--
Methyl acrylonitrile	ug/L	--	--	--	--	--
Methyl methacrylate	ug/L	--	--	--	--	--
Methyl methanesulfonate	ug/L	--	--	--	--	--
Methyl parathion	ug/L	--	--	--	--	--
3-Methylcholanthrene	ug/L	--	--	--	--	--
2-Methylnaphthalene	ug/L	0.20 U	0.20 U	--	--	--
2-Methylphenol	ug/L	1.0 U	1.0 U	--	--	--
3&4-Methylphenol	ug/L	--	--	--	--	--
4-Methylphenol	ug/L	1.0 U	1.0 U	--	--	--
Naphthalene	ug/L	0.20 U	0.20 U	--	--	--
1,4-Naphthoquinone	ug/L	--	--	--	--	--
1-Naphthylamine	ug/L	--	--	--	--	--
2-Naphthylamine	ug/L	--	--	--	--	--
2-Nitroaniline	ug/L	2.0 U	2.0 U	--	--	--
3-Nitroaniline	ug/L	2.0 U	2.0 U	--	--	--
4-Nitroaniline	ug/L	2.0 U	2.0 U	--	--	--
Nitrobenzene	ug/L	1.0 U	1.0 U	--	--	--
2-Nitrophenol	ug/L	2.0 U	2.0 U	--	--	--
4-Nitrophenol	ug/L	5.0 U	5.0 U	--	--	--
4-Nitroquinoline-N-oxide	ug/L	--	--	--	--	--
N-Nitrosodi-n-butylamine	ug/L	--	--	--	--	--
N-Nitrosodi-n-propylamine	ug/L	1.0 U	1.0 U	--	--	--
N-Nitrosodiphenylamine	ug/L	1.0 U	1.0 U	--	--	--
N-Nitrosodiethylamine	ug/L	--	--	--	--	--
N-Nitrosodimethylamine	ug/L	--	--	--	--	--
N-Nitrosomethylethylamine	ug/L	--	--	--	--	--

APPENDIX G.3

GROUNDWATER QUALITY DATA
RFI REPORT
FORMER MANUAL TRANSMISSIONS OF MUNCIE FACILITY
MUNCIE, INDIANA

AOI		*AOI 16*	*AOI 16*	*AOI 16*	*AOI 16*	*AOI 16*
Sample Location		*MW-3*	*MW-3*	*MW-3*	*MW-3*	*MW-3*
Sample Identification		*GW-017324-111108-NH-005*	*GW-017324-111108-NH-006*	*GW-17324-030210-GL-001*	*GW-17324-120611-EM-003*	*GW-017324-050114-SM-015*
Sample Date		*11/11/2008*	*11/11/2008*	*3/2/2010*	*12/6/2011*	*5/1/2014*
Sample Depth		*-*	*-*	*-*	*-*	*-*
Sample Depth			*Duplicate*			
	Units					
SVOCs (Continued)						
N-Nitrosomorpholine	ug/L	--	--	--	--	--
N-Nitrosopiperidine	ug/L	--	--	--	--	--
N-Nitrosopyrrolidine	ug/L	--	--	--	--	--
2,2'-Oxybis(1-chloropropane) (bis(2-Chloroisopropyl) ether)	ug/L	1.0 U	1.0 U	--	--	--
Pentachlorobenzene	ug/L	--	--	--	--	--
Pentachloroethane	ug/L	--	--	--	--	--
Pentachloronitrobenzene	ug/L	--	--	--	--	--
Pentachlorophenol	ug/L	5.0 U	5.0 U	--	--	--
Phenacetin	ug/L	--	--	--	--	--
Phenanthrene	ug/L	0.20 U	0.20 U	--	--	--
Phenol	ug/L	1.0 U	1.0 U	--	--	--
p-Phenylenediamine	ug/L	--	--	--	--	--
Phorate	ug/L	--	--	--	--	--
2-Picoline	ug/L	--	--	--	--	--
Pronamide	ug/L	--	--	--	--	--
Propionitrile (ethyl cyanide)	ug/L	--	--	--	--	--
Pyrene	ug/L	0.20 U	0.20 U	--	--	--
Pyridine	ug/L	--	--	--	--	--
Safrole	ug/L	--	--	--	--	--
1,2,4,5-Tetrachlorobenzene	ug/L	--	--	--	--	--
1,1,1,2-Tetrachloroethane	ug/L	--	--	--	--	--
2,3,4,6-Tetrachlorophenol	ug/L	--	--	--	--	--
Thionazin (O,O-diethyl-O-2-pyrazinyl phosphorothioate)	ug/L	--	--	--	--	--
o-Toluidine A	ug/L	--	--	--	--	--
5-Nitro-2-toluidine	ug/L	--	--	--	--	--
2,4,5-Trichlorophenol	ug/L	5.0 U	5.0 U	--	--	--
2,4,6-Trichlorophenol	ug/L	5.0 U	5.0 U	--	--	--
1,2,3-Trichloropropane	ug/L	--	--	--	--	--
0,0,0-Triethylphosphorothioate	ug/L	--	--	--	--	--
1,3,5-Trinitrobenzene	ug/L	--	--	--	--	--
PCBs						
Aroclor-1016 (PCB-1016)	ug/L	--	--	0.50 U	--	--
Aroclor-1221 (PCB-1221)	ug/L	--	--	0.50 U	--	--
Aroclor-1232 (PCB-1232)	ug/L	--	--	0.50 U	--	--
Aroclor-1242 (PCB-1242)	ug/L	--	--	0.50 U	--	--
Aroclor-1248 (PCB-1248)	ug/L	--	--	0.50 U	--	--
Aroclor-1254 (PCB-1254)	ug/L	--	--	0.50 U	--	--
Aroclor-1260 (PCB-1260)	ug/L	--	--	0.50 U	--	--
Total PCBs	ug/L	--	--	ND	--	--
Total Petroleum Hydrocarbons (TPH)						
Total Petroleum Hydrocarbons - Purgeable (GRO)	ug/L	--	--	--	--	--

APPENDIX G.3

GROUNDWATER QUALITY DATA
RFI REPORT
FORMER MANUAL TRANSMISSIONS OF MUNCIE FACILITY
MUNCIE, INDIANA

AOI		*AOI 16*	*AOI 16*	*AOI 16*	*AOI 16*	*AOI 16*
Sample Location		*MW-3*	*MW-3*	*MW-3*	*MW-3*	*MW-3*
Sample Identification		*GW-017324-111108-NH-005*	*GW-017324-111108-NH-006*	*GW-17324-030210-GL-001*	*GW-17324-120611-EM-003*	*GW-017324-050114-SM-015*
Sample Date		*11/11/2008*	*11/11/2008*	*3/2/2010*	*12/6/2011*	*5/1/2014*
Sample Depth		*-*	*-*	*-*	*-*	*-*
Sample Depth			*Duplicate*			
	Units					
Metals						
Aluminum	ug/L	--	--	--	--	--
Antimony	ug/L	--	--	--	--	--
Arsenic	ug/L	**10.8**[a]	**12.5**[a]	--	--	--
Arsenic (dissolved)	ug/L	10.0 U	**10.5**[a]	--	--	--
Barium	ug/L	301	307	--	--	--
Barium (dissolved)	ug/L	297	304	--	--	--
Beryllium	ug/L	--	--	--	--	--
Cadmium	ug/L	5.0 U	5.0 U	--	--	--
Cadmium (dissolved)	ug/L	5.0 U	5.0 U	--	--	--
Calcium	ug/L	--	--	--	--	--
Calcium (dissolved)	ug/L	--	--	--	--	--
Chromium	ug/L	10.0 U	10.0 U	--	--	--
Chromium (dissolved)	ug/L	10.0 U	10.0 U	--	--	--
Cobalt	ug/L	--	--	--	--	--
Copper	ug/L	--	--	--	--	--
Copper (dissolved)	ug/L	--	--	--	--	--
Iron	ug/L	--	--	--	--	--
Iron (dissolved)	ug/L	--	--	--	--	--
Lead	ug/L	**20.6**[a]	**18.1**[a]	15.0 U	--	--
Lead (dissolved)	ug/L	3.0 U	3.0 U	15.0 U	--	--
Magnesium	ug/L	--	--	--	--	--
Magnesium (dissolved)	ug/L	--	--	--	--	--
Manganese	ug/L	--	--	--	--	--
Manganese (dissolved)	ug/L	--	--	--	--	--
Mercury	ug/L	0.20 U	0.20 U	--	--	--
Mercury (dissolved)	ug/L	0.20 U	0.20 U	--	--	--
Nickel	ug/L	--	--	--	--	--
Nickel (dissolved)	ug/L	--	--	--	--	--
Potassium	ug/L	--	--	--	--	--
Selenium	ug/L	5.0 U	5.0 U	--	--	--
Selenium (dissolved)	ug/L	5.0 U	5.0 U	--	--	--
Silver	ug/L	10.0 U	10.0 U	--	--	--
Silver (dissolved)	ug/L	10.0 U	10.0 U	--	--	--
Sodium	ug/L	--	--	--	--	--
Thallium	ug/L	--	--	--	--	--
Vanadium	ug/L	--	--	--	--	--
Zinc	ug/L	--	--	--	--	--
Zinc (dissolved)	ug/L	--	--	--	--	--

APPENDIX G.3

GROUNDWATER QUALITY DATA
RFI REPORT
FORMER MANUAL TRANSMISSIONS OF MUNCIE FACILITY
MUNCIE, INDIANA

AOI		***AOI 16***	***AOI 16***	***AOI 16***	***AOI 16***	***AOI 16***
Sample Location		***MW-3***	***MW-3***	***MW-3***	***MW-3***	***MW-3***
Sample Identification		***GW-017324-111108-NH-005***	***GW-017324-111108-NH-006***	***GW-17324-030210-GL-001***	***GW-17324-120611-EM-003***	***GW-017324-050114-SM-015***
Sample Date		***11/11/2008***	***11/11/2008***	***3/2/2010***	***12/6/2011***	***5/1/2014***
Sample Depth		***-***	***-***	***-***	***-***	***-***
Sample Depth			***Duplicate***			
	Units					
Gas						
Ethane	ug/L	--	--	--	--	--
Ethene	ug/L	--	--	--	--	--
Methane	ug/L	--	--	--	--	--
General Chemistry						
Alkalinity, bicarbonate	ug/L	--	--	--	--	--
Alkalinity, carbonate	ug/L	--	--	--	--	--
Bicarbonate (as CaCO3)	ug/L	--	--	--	--	--
Chloride	ug/L	--	--	--	--	--
Dissolved organic carbon (DOC)	ug/L	--	--	--	--	--
Hardness	ug/L	--	--	--	--	--
Hardness, carbonate	ug/L	--	--	--	--	--
Nitrate (as N)	ug/L	--	--	--	--	--
Nitrite (as N)	ug/L	--	--	--	--	--
pH	s.u.	--	--	--	--	--
Sulfate	ug/L	--	--	--	--	--
Sulfide	ug/L	--	--	--	--	--
Total dissolved solids (TDS)	ug/L	--	--	--	--	--
Total organic carbon (TOC)	ug/L	--	--	--	--	--

Notes
ug/L - Micrograms per litre
"-" - No value
U - Not detected at the associated reporting limit
J - Estimated concentration
UJ - Not detected; associated reporting limit is estimated
R - Rejected
s.u. - Standard units
nc - No criteria
ND - Non Detect (calculation)
BOLD[abc] Concentration exceeds associated screening level
IDEM Appendix A: Screening Levels Remedation Closure Guide - March 25, 2014
a - Exceeds IDEM residential tap screening levels
b - Exceeds IDEM residential vapor exposure screening levels
c - Exceeds IDEM commercial/industrial vapor screening levels

APPENDIX G.3

GROUNDWATER QUALITY DATA
RFI REPORT
FORMER MANUAL TRANSMISSIONS OF MUNCIE FACILITY
MUNCIE, INDIANA

AOI		*AOI 16*	*AOI 16*	*AOI 16*	*AOI 16*	*AOI 16*	*AOI 16*	*AOI 16*	*AOI 16*	*AOI 16*	*AOI 16*	*AOI 16*	*AOI 16*
Sample Location		*MW-4*	*MW-4*	*MW-4*	*MW-4*	*MW-4*	*MW-4*	*MW-4*	*MW-4*	*MW-4*	*MW-4*	*MW-4*	*MW-4*
Sample Identification		*MW-4*	*MW-4*	*MW-4*	*MW-4*	*MW-4*	*MW-4*	*MW-4*	*MW-4*	*MW-4*	*MW-4*	*MW-4*	*MW-4*
Sample Date		*11/1/1988*	*10/1/1989*	*7/10/1990*	*12/1/1991*	*6/1/1994*	*3/21/1996*	*5/1/1997*	*9/17/1997*	*1/14/1998*	*10/1/1998*	*4/1/1999*	*10/1/2000*
Sample Depth		-	-	-	-	-	-	-	-	-	-	-	-
Sample Depth													
	Units												
Volatile Organic Compounds (VOCs)													
Acetone	ug/L	20	U	15	U	U	U	U	U	U	U	U	U
Benzene	ug/L	5 U	U	2 U	U	U	U	U	U	U	U	U	U
Bromodichloromethane	ug/L	5 U	U	2 U	U	U	U	U	U	U	U	U	U
Bromoform	ug/L	5 U	--	2 U	--	--	--	--	--	--	--	--	--
Bromomethane (Methyl bromide)	ug/L	10 U	--	2 U	--	--	--	--	--	--	--	--	--
2-Butanone (Methyl ethyl ketone) (MEK)	ug/L	10 U	U	10 U	--	U	U	U	U	U	U	U	U
Carbon disulfide	ug/L	5 U	--	2 U	--	--	--	--	--	--	--	--	--
Carbon tetrachloride	ug/L	5 U	--	2 U	--	--	--	--	--	--	--	--	--
Chlorobenzene	ug/L	5 U	U	2 U	U	U	U	U	U	U	U	U	U
Chloroethane	ug/L	10 U	U	2 U	U	U	U	U	U	U	U	U	U
2-Chloroethyl vinyl ether	ug/L	10 U	--	--	U	U	U	U	U	U	U	U	U
Chloroform (Trichloromethane)	ug/L	50 U	U	2 U	U	U	U	U	U	U	U	U	U
Chloromethane (Methyl chloride)	ug/L	10 U	U	2 U	U	U	U	U	U	U	U	U	U
Cyclohexane	ug/L	--	--	--	--	--	--	--	--	--	--	--	--
1,2-Dibromo-3-chloropropane (DBCP)	ug/L	--	--	--	--	--	--	--	--	--	--	--	--
Dibromochloromethane	ug/L	--	U	--	U	U	U	U	U	U	U	U	U
1,2-Dibromoethane (Ethylene dibromide)	ug/L	--	--	--	--	--	--	--	--	--	--	--	--
1,2-Dichlorobenzene	ug/L	10 U	--	2 U	--	--	--	--	--	--	--	--	--
1,3-Dichlorobenzene	ug/L	10 U	--	2 U	--	--	--	--	--	--	--	--	--
1,4-Dichlorobenzene	ug/L	10 U	--	2 U	--	--	--	--	--	--	--	--	--
Dichlorodifluoromethane (CFC-12)	ug/L	--	--	--	--	--	--	--	--	--	--	--	--
1,1-Dichloroethane	ug/L	5 U	U	8	3	5	3	10	U	U	4.7	U	2.8
1,2-Dichloroethane	ug/L	5 U	U	2 U	U	U	U	U	U	U	U	U	U
1,2-Dichloroethene (total)	ug/L	--	**500[a]**	**700[a]**	U	U	U	U	U	U	U	U	U
1,1-Dichloroethene	ug/L	5 U	U	2 U	U	U	U	U	U	U	U	U	3.2
cis-1,2-Dichloroethene	ug/L	--	U	--	--	**195[a]**	**370[a]**	**300[a]**	**270[a]**	**200[a]**	**160[a]**	**230[a]**	**140[a]**
trans-1,2-Dichloroethene	ug/L	**250[a]**	U	--	U	14	15	17	7.6	13	14	29	22
1,2-Dichloropropane	ug/L	--	--	2 U	--	--	--	--	--	--	--	--	--
cis-1,3-Dichloropropene	ug/L	--	--	2 U	--	--	--	--	--	--	--	--	--
trans-1,3-Dichloropropene	ug/L	5 U	--	2 U	--	--	--	--	--	--	--	--	--
Ethylbenzene	ug/L	5 U	U	2 U	U	U	U	U	U	U	U	U	U
2-Hexanone	ug/L	10 U	U	2 U	--	U	U	U	U	U	U	U	U
Isopropyl benzene	ug/L	--	--	--	--	--	--	--	--	--	--	--	--
Methyl acetate	ug/L	--	--	--	--	--	--	--	--	--	--	--	--
Methyl cyclohexane	ug/L	--	--	--	--	--	--	--	--	--	--	--	--
Methyl tert butyl ether (MTBE)	ug/L	--	--	--	--	--	--	--	--	--	--	--	--
4-Methyl-2-pentanone (Methyl isobutyl ketone) (MIBK)	ug/L	10 U	--	2 U	--	--	--	--	--	--	--	--	--
Methylene chloride	ug/L	5 U	U	2 U	U	U	**8[a]**	U	U	U	**8.2 JB[a]**	U	U
Styrene	ug/L	5 U	--	2 U	--	--	--	--	--	--	--	--	--
VOCs (Continued)													

APPENDIX G.3

GROUNDWATER QUALITY DATA
RFI REPORT
FORMER MANUAL TRANSMISSIONS OF MUNCIE FACILITY
MUNCIE, INDIANA

AOI		*AOI 16*	*AOI 16*	*AOI 16*	*AOI 16*	*AOI 16*	*AOI 16*	*AOI 16*	*AOI 16*	*AOI 16*	*AOI 16*	*AOI 16*	*AOI 16*
Sample Location		***MW-4***	***MW-4***	***MW-4***	***MW-4***	***MW-4***	***MW-4***	***MW-4***	***MW-4***	***MW-4***	***MW-4***	***MW-4***	***MW-4***
Sample Identification		***MW-4***	***MW-4***	***MW-4***	***MW-4***	***MW-4***	***MW-4***	***MW-4***	***MW-4***	***MW-4***	***MW-4***	***MW-4***	***MW-4***
Sample Date		***11/1/1988***	***10/1/1989***	***7/10/1990***	***12/1/1991***	***6/1/1994***	***3/21/1996***	***5/1/1997***	***9/17/1997***	***1/14/1998***	***10/1/1998***	***4/1/1999***	***10/1/2000***
Sample Depth		-	-	-	-	-	-	-	-	-	-	-	-
Sample Depth													
	Units												
1,1,2,2-Tetrachloroethane	ug/L	5 U	--	2 U	--	--	--	--	--	--	--	--	--
Tetrachloroethene	ug/L	5 U	U	2 U	U	U	U	U	U	U	U	U	U
Toluene	ug/L	5 U	U	2 U	U	U	U	U	U	U	U	U	U
1,2,4-Trichlorobenzene	ug/L	10 U	--	--	--	--	--	--	--	--	--	--	--
1,1,1-Trichloroethane	ug/L	5 U	U	2 U	U	U	U	U	U	U	U	U	U
1,1,2-Trichloroethane	ug/L	5 U	--	2 U	--	--	--	--	--	--	--	--	--
Trichloroethene	ug/L	5 U	U	2 U	2	U	U	U	U	U	U	U	U
Trichlorofluoromethane (CFC-11)	ug/L	--	--	2 U	--	--	--	--	--	--	--	--	--
Trifluorotrichloroethane (Freon 113)	ug/L	--	--	--	--	--	--	--	--	--	--	--	--
Vinyl acetate	ug/L	10 U	--	2 U	--	--	--	--	--	--	--	--	--
Vinyl chloride	ug/L	**60[abc]**	**50[abc]**	**120[abc]**	**8[ab]**	**42[abc]**	**39[abc]**	**70[abc]**	**82[abc]**	**37[abc]**	**33[ab]**	**60[abc]**	**44[abc]**
Xylenes (total)	ug/L	5 U	U	2 U	U	U	U	U	U	U	U	U	U
Semi-Volatile Organic Compounds (SVOCs)													
Acenaphthene	ug/L	10 U	--	--	--	--	--	--	--	--	--	--	--
Acenaphthylene	ug/L	10 U	--	--	--	--	--	--	--	--	--	--	--
Acetonitrile	ug/L	--	--	--	--	--	--	--	--	--	--	--	--
Acetophenone	ug/L	--	--	--	--	--	--	--	--	--	--	--	--
2-Acetylaminofluorene	ug/L	--	--	--	--	--	--	--	--	--	--	--	--
Acrolein	ug/L	--	--	--	--	--	--	--	--	--	--	--	--
Acrylonitrile	ug/L	--	--	--	--	--	--	--	--	--	--	--	--
Allyl chloride	ug/L	--	--	--	--	--	--	--	--	--	--	--	--
4-Aminobiphenyl	ug/L	--	--	--	--	--	--	--	--	--	--	--	--
Aniline	ug/L	--	--	--	--	--	--	--	--	--	--	--	--
Anthracene	ug/L	10 U	--	--	--	--	--	--	--	--	--	--	--
Aramite	ug/L	--	--	--	--	--	--	--	--	--	--	--	--
Atrazine	ug/L	--	--	--	--	--	--	--	--	--	--	--	--
Benzaldehyde	ug/L	--	--	--	--	--	--	--	--	--	--	--	--
Benzidine	ug/L	--	--	--	--	--	--	--	--	--	--	--	--
Benzo(a)anthracene	ug/L	10 U	--	--	--	--	--	--	--	--	--	--	--
Benzo(a)pyrene	ug/L	10 U	--	--	--	--	--	--	--	--	--	--	--
Benzo(b)fluoranthene	ug/L	10 U	--	--	--	--	--	--	--	--	--	--	--
Benzo(g,h,i)perylene	ug/L	10 U	--	--	--	--	--	--	--	--	--	--	--
Benzo(k)fluoranthene	ug/L	10 U	--	--	--	--	--	--	--	--	--	--	--
Benzoic acid	ug/L	50 U	--	--	--	--	--	--	--	--	--	--	--
Benzyl alcohol	ug/L	--	--	--	--	--	--	--	--	--	--	--	--
Biphenyl (1,1-Biphenyl)	ug/L	--	--	--	--	--	--	--	--	--	--	--	--
4-Bromophenyl phenyl ether	ug/L	10 U	--	--	--	--	--	--	--	--	--	--	--
Butyl benzylphthalate (BBP)	ug/L	10 U	--	--	--	--	--	--	--	--	--	--	--
Caprolactam	ug/L	--	--	--	--	--	--	--	--	--	--	--	--
Carbazole	ug/L	--	--	--	--	--	--	--	--	--	--	--	--
4-Chloro-3-methylphenol	ug/L	10 U	--	--	--	--	--	--	--	--	--	--	--
4-Chloroaniline	ug/L	--	--	--	--	--	--	--	--	--	--	--	--
Chlorobenzilate	ug/L	--	--	--	--	--	--	--	--	--	--	--	--
bis(2-Chloroethoxy)methane	ug/L	10 U	--	--	--	--	--	--	--	--	--	--	--
bis(2-Chloroethyl)ether	ug/L	10 U	--	--	--	--	--	--	--	--	--	--	--

APPENDIX G.3

GROUNDWATER QUALITY DATA
RFI REPORT
FORMER MANUAL TRANSMISSIONS OF MUNCIE FACILITY
MUNCIE, INDIANA

AOI		*AOI 16*	*AOI 16*	*AOI 16*	*AOI 16*	*AOI 16*	*AOI 16*	*AOI 16*	*AOI 16*	*AOI 16*	*AOI 16*	*AOI 16*	*AOI 16*
Sample Location		***MW-4***	***MW-4***	***MW-4***	***MW-4***	***MW-4***	***MW-4***	***MW-4***	***MW-4***	***MW-4***	***MW-4***	***MW-4***	***MW-4***
Sample Identification		***MW-4***	***MW-4***	***MW-4***	***MW-4***	***MW-4***	***MW-4***	***MW-4***	***MW-4***	***MW-4***	***MW-4***	***MW-4***	***MW-4***
Sample Date		***11/1/1988***	***10/1/1989***	***7/10/1990***	***12/1/1991***	***6/1/1994***	***3/21/1996***	***5/1/1997***	***9/17/1997***	***1/14/1998***	***10/1/1998***	***4/1/1999***	***10/1/2000***
Sample Depth		*-*	*-*	*-*	*-*	*-*	*-*	*-*	*-*	*-*	*-*	*-*	*-*
Sample Depth													
	Units												
2-Chloronaphthalene	ug/L	10 U	--	--	--	--	--	--	--	--	--	--	--
2-Chlorophenol	ug/L	10 U	--	--	--	--	--	--	--	--	--	--	--
4-Chlorophenyl phenyl ether	ug/L	10 U	--	--	--	--	--	--	--	--	--	--	--
Chloroprene	ug/L	--	--	--	--	--	--	--	--	--	--	--	--
Chrysene	ug/L	10 U	--	--	--	--	--	--	--	--	--	--	--
Cresol isomers	ug/L	--	--	--	--	--	--	--	--	--	--	--	--
Diallate	ug/L	--	--	--	--	--	--	--	--	--	--	--	--
Dibenz(a,h)anthracene	ug/L	10 U	--	--	--	--	--	--	--	--	--	--	--
Dibenzofuran	ug/L	--	--	--	--	--	--	--	--	--	--	--	--
Dibromochloromethane	ug/L	5 U	--	2 U	--	--	--	--	--	--	--	--	--
Dibromomethane	ug/L	--	--	--	--	--	--	--	--	--	--	--	--
trans-1,4-Dichloro-2-butene	ug/L	--	--	--	--	--	--	--	--	--	--	--	--
3,3'-Dichlorobenzidine	ug/L	20 U	--	--	--	--	--	--	--	--	--	--	--
2,4-Dichlorophenol	ug/L	10 U	--	--	--	--	--	--	--	--	--	--	--
2,6-Dichlorophenol	ug/L	--	--	--	--	--	--	--	--	--	--	--	--
Diethyl phthalate	ug/L	10 U	--	--	--	--	--	--	--	--	--	--	--
Dimethoate	ug/L	--	--	--	--	--	--	--	--	--	--	--	--
Dimethyl phthalate	ug/L	10 U	--	--	--	--	--	--	--	--	--	--	--
p-Dimethylaminoazobenzene A	ug/L	--	--	--	--	--	--	--	--	--	--	--	--
7,12-Dimethylbenz(a)anthracene	ug/L	--	--	--	--	--	--	--	--	--	--	--	--
3,3-Dimethylbenzidine	ug/L	--	--	--	--	--	--	--	--	--	--	--	--
a,a-Dimethylphenethylamine	ug/L	--	--	--	--	--	--	--	--	--	--	--	--
2,4-Dimethylphenol	ug/L	10 U	--	--	--	--	--	--	--	--	--	--	--
Di-n-butylphthalate (DBP)	ug/L	10 U	--	--	--	--	--	--	--	--	--	--	--
4,6-Dinitro-2-methylphenol	ug/L	50 U	--	--	--	--	--	--	--	--	--	--	--
Dinitrobenzene, NOS	ug/L	--	--	--	--	--	--	--	--	--	--	--	--
2,4-Dinitrophenol	ug/L	50 U	--	--	--	--	--	--	--	--	--	--	--
2,4-Dinitrotoluene	ug/L	10 U	--	--	--	--	--	--	--	--	--	--	--
2,6-Dinitrotoluene	ug/L	10 U	--	--	--	--	--	--	--	--	--	--	--
Di-n-octyl phthalate (DnOP)	ug/L	10 U	--	--	--	--	--	--	--	--	--	--	--
1,4-Dioxane	ug/L	--	--	--	--	--	--	--	--	--	--	--	--
Diphenylamine	ug/L	--	--	--	--	--	--	--	--	--	--	--	--
1,2-Diphenylhydrazine	ug/L	--	--	--	--	--	--	--	--	--	--	--	--
Disulfoton	ug/L	--	--	--	--	--	--	--	--	--	--	--	--

APPENDIX G.3

GROUNDWATER QUALITY DATA
RFI REPORT
FORMER MANUAL TRANSMISSIONS OF MUNCIE FACILITY
MUNCIE, INDIANA

AOI		*AOI 16*	*AOI 16*	*AOI 16*	*AOI 16*	*AOI 16*	*AOI 16*	*AOI 16*	*AOI 16*	*AOI 16*	*AOI 16*	*AOI 16*	*AOI 16*
Sample Location		*MW-4*	*MW-4*	*MW-4*	*MW-4*	*MW-4*	*MW-4*	*MW-4*	*MW-4*	*MW-4*	*MW-4*	*MW-4*	*MW-4*
Sample Identification		*MW-4*	*MW-4*	*MW-4*	*MW-4*	*MW-4*	*MW-4*	*MW-4*	*MW-4*	*MW-4*	*MW-4*	*MW-4*	*MW-4*
Sample Date		*11/1/1988*	*10/1/1989*	*7/10/1990*	*12/1/1991*	*6/1/1994*	*3/21/1996*	*5/1/1997*	*9/17/1997*	*1/14/1998*	*10/1/1998*	*4/1/1999*	*10/1/2000*
Sample Depth		*-*	*-*	*-*	*-*	*-*	*-*	*-*	*-*	*-*	*-*	*-*	*-*
Sample Depth													
	Units												
SVOCs (Continued)													
Ethyl methacrylate	ug/L	--	--	--	--	--	--	--	--	--	--	--	--
Ethyl methanesulfonate	ug/L	--	--	--	--	--	--	--	--	--	--	--	--
bis(2-Ethylhexyl)phthalate (DEHP)	ug/L	10 U	--	--	--	--	--	--	--	--	--	--	--
Famphur	ug/L	--	--	--	--	--	--	--	--	--	--	--	--
Fluoranthene	ug/L	10 U	--	--	--	--	--	--	--	--	--	--	--
Fluorene	ug/L	10 U	--	--	--	--	--	--	--	--	--	--	--
Hexachlorobenzene	ug/L	10 U	--	--	--	--	--	--	--	--	--	--	--
Hexachlorobutadiene	ug/L	10 U	--	--	--	--	--	--	--	--	--	--	--
Hexachlorocyclopentadiene	ug/L	10 U	--	--	--	--	--	--	--	--	--	--	--
Hexachloroethane	ug/L	10 U	--	--	--	--	--	--	--	--	--	--	--
Hexachlorophene A	ug/L	--	--	--	--	--	--	--	--	--	--	--	--
Hexachloropropene	ug/L	--	--	--	--	--	--	--	--	--	--	--	--
Indeno(1,2,3-cd)pyrene	ug/L	10 U	--	--	--	--	--	--	--	--	--	--	--
Iodomethane	ug/L	--	--	--	--	--	--	--	--	--	--	--	--
Isodrin	ug/L	--	--	--	--	--	--	--	--	--	--	--	--
Isophorone	ug/L	10 U	--	--	--	--	--	--	--	--	--	--	--
Isosafrole	ug/L	--	--	--	--	--	--	--	--	--	--	--	--
Kepone	ug/L	--	--	--	--	--	--	--	--	--	--	--	--
Methapyrilene	ug/L	--	--	--	--	--	--	--	--	--	--	--	--
Methyl acrylonitrile	ug/L	--	--	--	--	--	--	--	--	--	--	--	--
Methyl methacrylate	ug/L	--	--	--	--	--	--	--	--	--	--	--	--
Methyl methanesulfonate	ug/L	--	--	--	--	--	--	--	--	--	--	--	--
Methyl parathion	ug/L	--	--	--	--	--	--	--	--	--	--	--	--
3-Methylcholanthrene	ug/L	--	--	--	--	--	--	--	--	--	--	--	--
2-Methylnaphthalene	ug/L	10 U	--	--	--	--	--	--	--	--	--	--	--
2-Methylphenol	ug/L	10 U	--	--	--	--	--	--	--	--	--	--	--
3&4-Methylphenol	ug/L	--	--	--	--	--	--	--	--	--	--	--	--
4-Methylphenol	ug/L	10 U	--	--	--	--	--	--	--	--	--	--	--
Naphthalene	ug/L	10 U	--	--	--	--	--	--	--	--	--	--	--
1,4-Naphthoquinone	ug/L	--	--	--	--	--	--	--	--	--	--	--	--
1-Naphthylamine	ug/L	--	--	--	--	--	--	--	--	--	--	--	--
2-Naphthylamine	ug/L	--	--	--	--	--	--	--	--	--	--	--	--
2-Nitroaniline	ug/L	50 U	--	--	--	--	--	--	--	--	--	--	--
3-Nitroaniline	ug/L	50 U	--	--	--	--	--	--	--	--	--	--	--
4-Nitroaniline	ug/L	50 U	--	--	--	--	--	--	--	--	--	--	--
Nitrobenzene	ug/L	10 U	--	--	--	--	--	--	--	--	--	--	--
2-Nitrophenol	ug/L	10 U	--	--	--	--	--	--	--	--	--	--	--
4-Nitrophenol	ug/L	50 U	--	--	--	--	--	--	--	--	--	--	--
4-Nitroquinoline-N-oxide	ug/L	--	--	--	--	--	--	--	--	--	--	--	--
N-Nitrosodi-n-butylamine	ug/L	--	--	--	--	--	--	--	--	--	--	--	--
N-Nitrosodi-n-propylamine	ug/L	10 U	--	--	--	--	--	--	--	--	--	--	--
N-Nitrosodiphenylamine	ug/L	10 U	--	--	--	--	--	--	--	--	--	--	--
N-Nitrosodiethylamine	ug/L	--	--	--	--	--	--	--	--	--	--	--	--
N-Nitrosodimethylamine	ug/L	10 U	--	--	--	--	--	--	--	--	--	--	--
N-Nitrosomethylethylamine	ug/L	--	--	--	--	--	--	--	--	--	--	--	--

APPENDIX G.3

GROUNDWATER QUALITY DATA
RFI REPORT
FORMER MANUAL TRANSMISSIONS OF MUNCIE FACILITY
MUNCIE, INDIANA

AOI		*AOI 16*	*AOI 16*	*AOI 16*	*AOI 16*	*AOI 16*	*AOI 16*	*AOI 16*	*AOI 16*	*AOI 16*	*AOI 16*	*AOI 16*	*AOI 16*
Sample Location		*MW-4*	*MW-4*	*MW-4*	*MW-4*	*MW-4*	*MW-4*	*MW-4*	*MW-4*	*MW-4*	*MW-4*	*MW-4*	*MW-4*
Sample Identification		*MW-4*	*MW-4*	*MW-4*	*MW-4*	*MW-4*	*MW-4*	*MW-4*	*MW-4*	*MW-4*	*MW-4*	*MW-4*	*MW-4*
Sample Date		*11/1/1988*	*10/1/1989*	*7/10/1990*	*12/1/1991*	*6/1/1994*	*3/21/1996*	*5/1/1997*	*9/17/1997*	*1/14/1998*	*10/1/1998*	*4/1/1999*	*10/1/2000*
Sample Depth		*-*	*-*	*-*	*-*	*-*	*-*	*-*	*-*	*-*	*-*	*-*	*-*
Sample Depth													
	Units												
SVOCs (Continued)													
N-Nitrosomorpholine	ug/L	--	--	--	--	--	--	--	--	--	--	--	--
N-Nitrosopiperidine	ug/L	--	--	--	--	--	--	--	--	--	--	--	--
N-Nitrosopyrrolidine	ug/L	--	--	--	--	--	--	--	--	--	--	--	--
2,2'-Oxybis(1-chloropropane) (bis(2-Chloroisopropyl) ether)	ug/L	10 U	--	--	--	--	--	--	--	--	--	--	--
Pentachlorobenzene	ug/L	--	--	--	--	--	--	--	--	--	--	--	--
Pentachloroethane	ug/L	--	--	--	--	--	--	--	--	--	--	--	--
Pentachloronitrobenzene	ug/L	--	--	--	--	--	--	--	--	--	--	--	--
Pentachlorophenol	ug/L	50 U	--	--	--	--	--	--	--	--	--	--	--
Phenacetin	ug/L	--	--	--	--	--	--	--	--	--	--	--	--
Phenanthrene	ug/L	10 U	--	--	--	--	--	--	--	--	--	--	--
Phenol	ug/L	10 U	--	--	--	--	--	--	--	--	--	--	--
p-Phenylenediamine	ug/L	--	--	--	--	--	--	--	--	--	--	--	--
Phorate	ug/L	--	--	--	--	--	--	--	--	--	--	--	--
2-Picoline	ug/L	--	--	--	--	--	--	--	--	--	--	--	--
Pronamide	ug/L	--	--	--	--	--	--	--	--	--	--	--	--
Propionitrile (ethyl cyanide)	ug/L	--	--	--	--	--	--	--	--	--	--	--	--
Pyrene	ug/L	10 U	--	--	--	--	--	--	--	--	--	--	--
Pyridine	ug/L	--	--	--	--	--	--	--	--	--	--	--	--
Safrole	ug/L	--	--	--	--	--	--	--	--	--	--	--	--
1,2,4,5-Tetrachlorobenzene	ug/L	--	--	--	--	--	--	--	--	--	--	--	--
1,1,1,2-Tetrachloroethane	ug/L	--	--	--	--	--	--	--	--	--	--	--	--
2,3,4,6-Tetrachlorophenol	ug/L	--	--	--	--	--	--	--	--	--	--	--	--
Thionazin (O,O-diethyl-O-2-pyrazinyl phosphorothioate)	ug/L	--	--	--	--	--	--	--	--	--	--	--	--
o-Toluidine A	ug/L	--	--	--	--	--	--	--	--	--	--	--	--
5-Nitro-2-toluidine	ug/L	--	--	--	--	--	--	--	--	--	--	--	--
2,4,5-Trichlorophenol	ug/L	50 U	--	--	--	--	--	--	--	--	--	--	--
2,4,6-Trichlorophenol	ug/L	10 U	--	--	--	--	--	--	--	--	--	--	--
1,2,3-Trichloropropane	ug/L	--	--	--	--	--	--	--	--	--	--	--	--
0,0,0-Triethylphosphorothioate	ug/L	--	--	--	--	--	--	--	--	--	--	--	--
1,3,5-Trinitrobenzene	ug/L	--	--	--	--	--	--	--	--	--	--	--	--
PCBs													
Aroclor-1016 (PCB-1016)	ug/L	--	--	--	--	--	--	--	--	--	--	--	--
Aroclor-1221 (PCB-1221)	ug/L	--	--	--	--	--	--	--	--	--	--	--	--
Aroclor-1232 (PCB-1232)	ug/L	--	--	--	--	--	--	--	--	--	--	--	--
Aroclor-1242 (PCB-1242)	ug/L	--	--	--	--	--	--	--	--	--	--	--	--
Aroclor-1248 (PCB-1248)	ug/L	200 U	--	--	--	--	--	--	--	--	--	--	--
Aroclor-1254 (PCB-1254)	ug/L	--	--	--	--	--	--	--	--	--	--	--	--
Aroclor-1260 (PCB-1260)	ug/L	--	--	--	--	--	--	--	--	--	--	--	--
Total PCBs	ug/L	200 U	--	--	--	--	--	--	--	--	--	--	--
Total Petroleum Hydrocarbons (TPH)													
Total Petroleum Hydrocarbons - Purgeable (GRO)	ug/L	--	--	--	--	--	--	--	--	--	--	--	--

APPENDIX G.3

GROUNDWATER QUALITY DATA
RFI REPORT
FORMER MANUAL TRANSMISSIONS OF MUNCIE FACILITY
MUNCIE, INDIANA

AOI		*AOI 16*	*AOI 16*	*AOI 16*	*AOI 16*	*AOI 16*	*AOI 16*	*AOI 16*	*AOI 16*	*AOI 16*	*AOI 16*	*AOI 16*	*AOI 16*
Sample Location		*MW-4*	*MW-4*	*MW-4*	*MW-4*	*MW-4*	*MW-4*	*MW-4*	*MW-4*	*MW-4*	*MW-4*	*MW-4*	*MW-4*
Sample Identification		*MW-4*	*MW-4*	*MW-4*	*MW-4*	*MW-4*	*MW-4*	*MW-4*	*MW-4*	*MW-4*	*MW-4*	*MW-4*	*MW-4*
Sample Date		*11/1/1988*	*10/1/1989*	*7/10/1990*	*12/1/1991*	*6/1/1994*	*3/21/1996*	*5/1/1997*	*9/17/1997*	*1/14/1998*	*10/1/1998*	*4/1/1999*	*10/1/2000*
Sample Depth		*-*	*-*	*-*	*-*	*-*	*-*	*-*	*-*	*-*	*-*	*-*	*-*
Sample Depth													
	Units												
Metals													
Aluminum	ug/L	--	--	--	--	--	--	--	--	--	--	--	--
Antimony	ug/L	--	--	--	--	--	--	--	--	--	--	--	--
Arsenic	ug/L	--	--	--	--	--	--	--	--	--	--	--	--
Arsenic (dissolved)	ug/L	50 U	--	--	--	--	--	--	--	--	--	--	--
Barium	ug/L	--	--	--	--	--	--	--	--	--	--	--	--
Barium (dissolved)	ug/L	97	--	--	--	--	--	--	--	--	--	--	--
Beryllium	ug/L	--	--	--	--	--	--	--	--	--	--	--	--
Cadmium	ug/L	--	--	--	--	--	--	--	--	--	--	--	--
Cadmium (dissolved)	ug/L	5 U	--	--	--	--	--	--	--	--	--	--	--
Calcium	ug/L	--	--	--	--	--	--	--	--	--	--	--	--
Calcium (dissolved)	ug/L	--	--	--	--	--	--	--	--	--	--	--	--
Chromium	ug/L	--	--	--	--	--	--	--	--	--	--	--	--
Chromium (dissolved)	ug/L	10 U	--	--	--	--	--	--	--	--	--	--	--
Cobalt	ug/L	--	--	--	--	--	--	--	--	--	--	--	--
Copper	ug/L	--	--	--	--	--	--	--	--	--	--	--	--
Copper (dissolved)	ug/L	50 U	--	--	--	--	--	--	--	--	--	--	--
Iron	ug/L	--	--	--	--	--	--	--	--	--	--	--	--
Iron (dissolved)	ug/L	--	--	--	--	--	--	--	--	--	--	--	--
Lead	ug/L	--	--	--	--	--	--	--	--	--	--	--	--
Lead (dissolved)	ug/L	50 U	--	--	--	--	--	--	--	--	--	--	--
Magnesium	ug/L	--	--	--	--	--	--	--	--	--	--	--	--
Magnesium (dissolved)	ug/L	--	--	--	--	--	--	--	--	--	--	--	--
Manganese	ug/L	--	--	--	--	--	--	--	--	--	--	--	--
Manganese (dissolved)	ug/L	--	--	--	--	--	--	--	--	--	--	--	--
Mercury	ug/L	--	--	--	--	--	--	--	--	--	--	--	--
Mercury (dissolved)	ug/L	1 U	--	--	--	--	--	--	--	--	--	--	--
Nickel	ug/L	--	--	--	--	--	--	--	--	--	--	--	--
Nickel (dissolved)	ug/L	100	--	--	--	--	--	--	--	--	--	--	--
Potassium	ug/L	--	--	--	--	--	--	--	--	--	--	--	--
Selenium	ug/L	--	--	--	--	--	--	--	--	--	--	--	--
Selenium (dissolved)	ug/L	100 U	--	--	--	--	--	--	--	--	--	--	--
Silver	ug/L	--	--	--	--	--	--	--	--	--	--	--	--
Silver (dissolved)	ug/L	5 U	--	--	--	--	--	--	--	--	--	--	--
Sodium	ug/L	--	--	--	--	--	--	--	--	--	--	--	--
Thallium	ug/L	--	--	--	--	--	--	--	--	--	--	--	--
Vanadium	ug/L	--	--	--	--	--	--	--	--	--	--	--	--
Zinc	ug/L	--	--	--	--	--	--	--	--	--	--	--	--
Zinc (dissolved)	ug/L	10 U	--	--	--	--	--	--	--	--	--	--	--

APPENDIX G.3

GROUNDWATER QUALITY DATA
RFI REPORT
FORMER MANUAL TRANSMISSIONS OF MUNCIE FACILITY
MUNCIE, INDIANA

AOI		*AOI 16*	*AOI 16*	*AOI 16*	*AOI 16*	*AOI 16*	*AOI 16*	*AOI 16*	*AOI 16*	*AOI 16*	*AOI 16*	*AOI 16*	*AOI 16*
Sample Location		***MW-4***	***MW-4***	***MW-4***	***MW-4***	***MW-4***	***MW-4***	***MW-4***	***MW-4***	***MW-4***	***MW-4***	***MW-4***	***MW-4***
Sample Identification		***MW-4***	***MW-4***	***MW-4***	***MW-4***	***MW-4***	***MW-4***	***MW-4***	***MW-4***	***MW-4***	***MW-4***	***MW-4***	***MW-4***
Sample Date		***11/1/1988***	***10/1/1989***	***7/10/1990***	***12/1/1991***	***6/1/1994***	***3/21/1996***	***5/1/1997***	***9/17/1997***	***1/14/1998***	***10/1/1998***	***4/1/1999***	***10/1/2000***
Sample Depth		-	-	-	-	-	-	-	-	-	-	-	-
Sample Depth													
	Units												
Gas													
Ethane	ug/L	--	--	--	--	--	--	--	--	--	--	--	--
Ethene	ug/L	--	--	--	--	--	--	--	--	--	--	--	--
Methane	ug/L	--	--	--	--	--	--	--	--	--	--	--	--
General Chemistry													
Alkalinity, bicarbonate	ug/L	--	--	--	--	--	--	--	--	--	--	--	--
Alkalinity, carbonate	ug/L	--	--	--	--	--	--	--	--	--	--	--	--
Bicarbonate (as CaCO3)	ug/L	--	--	--	--	--	--	--	--	--	--	--	--
Chloride	ug/L	--	--	--	--	--	--	--	--	--	--	--	--
Dissolved organic carbon (DOC)	ug/L	--	--	--	--	--	--	--	--	--	--	--	--
Hardness	ug/L	--	--	--	--	--	--	--	--	--	--	--	--
Hardness, carbonate	ug/L	--	--	--	--	--	--	--	--	--	--	--	--
Nitrate (as N)	ug/L	--	--	--	--	--	--	--	--	--	--	--	--
Nitrite (as N)	ug/L	--	--	--	--	--	--	--	--	--	--	--	--
pH	s.u.	7.1	--	--	--	--	--	--	--	--	--	--	--
Sulfate	ug/L	83000	--	--	--	--	--	--	--	--	--	--	--
Sulfide	ug/L	--	--	--	--	--	--	--	--	--	--	--	--
Total dissolved solids (TDS)	ug/L	--	--	--	--	--	--	--	--	--	--	--	--
Total organic carbon (TOC)	ug/L	--	--	--	--	--	--	--	--	--	--	--	--

Notes
ug/L - Micrograms per litre
"-" - No value
U - Not detected at the associated reporting limit
J - Estimated concentration
UJ - Not detected; associated reporting limit is estimated
R - Rejected
s.u. - Standard units
nc - No criteria
ND - Non Detect (calculation)
BOLD[abc] Concentration exceeds associated screening level
IDEM Appendix A: Screening Levels Remedation Closure Guide - March 25, 2014
a - Exceeds IDEM residential tap screening levels
b - Exceeds IDEM residential vapor exposure screening levels
c - Exceeds IDEM commercial/industrial vapor screening levels

APPENDIX G.3

GROUNDWATER QUALITY DATA
RFI REPORT
FORMER MANUAL TRANSMISSIONS OF MUNCIE FACILITY
MUNCIE, INDIANA

AOI		*AOI 16*	*AOI 16*	*AOI 16*	*AOI 16*	*AOI 16*	*AOI 16*
Sample Location		*MW-4*	*MW-4*	*MW-4*	*MW-4*	*MW-4*	*MW-4*
Sample Identification		*MW-4*	*GW-17330-100902-EH-005*	*GW-072004-MR-003*	*GW-017330-042605-TP-003*	*GW-017330-101805-TP-004*	*GW-017330-050906-NH-005*
Sample Date		*3/28/2001*	*10/9/2002*	*7/20/2004*	*4/26/2005*	*10/18/2005*	*5/9/2006*
Sample Depth		-	-	-	-	-	-
Sample Depth							
	Units						
Volatile Organic Compounds (VOCs)							
Acetone	ug/L	U	4.6 J	10 U	10 U	10 U	10 U
Benzene	ug/L	U	4.0 U	1.0 U	1.0 U	1.0 U	1 U
Bromodichloromethane	ug/L	U	4.0 U	1.0 U	1.0 U	1.0 U	1 U
Bromoform	ug/L	--	4.0 U	1.0 U	1.0 U	1.0 U	1 U
Bromomethane (Methyl bromide)	ug/L	--	3.0 J	1.0 U	1.0 U	1.0 UJ	1 U
2-Butanone (Methyl ethyl ketone) (MEK)	ug/L	U	100 U	10 U	10 U	10 U	10 U
Carbon disulfide	ug/L	--	20 U	1.0 U	1.0 U	1.0 U	1 U
Carbon tetrachloride	ug/L	--	4.0 UJ	1.0 U	1.0 U	1.0 U	1 U
Chlorobenzene	ug/L	U	4.0 U	1.0 U	1.0 U	1.0 U	1 U
Chloroethane	ug/L	U	4.0 U	1.0 U	1.0 U	1.0 U	0.6 J
2-Chloroethyl vinyl ether	ug/L	--	--	--	--	--	--
Chloroform (Trichloromethane)	ug/L	U	4.0 U	1.0 U	1.0 U	1.0 U	1 U
Chloromethane (Methyl chloride)	ug/L	U	4.0 UJ	0.18 J	1.0 U	1.0 U	1 U
Cyclohexane	ug/L	--	4.0 U	1.0 U	1.0 U	1.0 U	--
1,2-Dibromo-3-chloropropane (DBCP)	ug/L	--	4.0 U	2.0 U	2.0 U	2.0 U	--
Dibromochloromethane	ug/L	U	4.0 U	1.0 U	1.0 U	1.0 U	1 U
1,2-Dibromoethane (Ethylene dibromide)	ug/L	--	4.0 U	1.0 U	1.0 U	1.0 U	--
1,2-Dichlorobenzene	ug/L	--	4.0 U	1.0 U	1.0 U	1.0 U	--
1,3-Dichlorobenzene	ug/L	--	4.0 U	1.0 U	1.0 U	1.0 U	--
1,4-Dichlorobenzene	ug/L	--	4.0 U	1.0 U	1.0 U	1.0 U	--
Dichlorodifluoromethane (CFC-12)	ug/L	--	4.0 UJ	1.0 U	1.0 U	1.0 UJ	--
1,1-Dichloroethane	ug/L	1.5	2.4 J	2.3	1.6	1.4	1.1
1,2-Dichloroethane	ug/L	U	4.0 U	1.0 U	1.0 U	1.0 U	1 U
1,2-Dichloroethene (total)	ug/L	--	--	--	--	--	--
1,1-Dichloroethene	ug/L	U	4.0 U	1.0 U	1.0 U	1.0 U	1 U
cis-1,2-Dichloroethene	ug/L	**100**[a]	**100**[a]	18	3.2	3.5	1.3
trans-1,2-Dichloroethene	ug/L	15	14	0.99 J	0.40 J	0.47 J	1 U
1,2-Dichloropropane	ug/L	--	4.0 U	1.0 U	1.0 U	1.0 U	1 U
cis-1,3-Dichloropropene	ug/L	--	4.0 U	1.0 U	1.0 U	1.0 U	1 U
trans-1,3-Dichloropropene	ug/L	--	4.0 U	1.0 U	1.0 U	1.0 U	1 U
Ethylbenzene	ug/L	U	4.0 U	1.0 U	1.0 U	1.0 U	1 U
2-Hexanone	ug/L	U	200 U	10 U	10 U	10 U	10 U
Isopropyl benzene	ug/L	--	20 U	1.0 U	1.0 U	1.0 U	--
Methyl acetate	ug/L	--	40 U	10 U	10 U	10 U	--
Methyl cyclohexane	ug/L	--	4.0 U	1.0 U	1.0 U	1.0 U	--
Methyl tert butyl ether (MTBE)	ug/L	--	20 U	5.0 U	5.0 UJ	5.0 U	--
4-Methyl-2-pentanone (Methyl isobutyl ketone) (MIBK)	ug/L	--	200 U	10 U	10 U	10 U	10 U
Methylene chloride	ug/L	U	20 U	1.0 U	1.0 U	1.0 U	1 UJ
Styrene	ug/L	--	4.0 U	1.0 U	1.0 U	1.0 U	1 U
VOCs (Continued)							

APPENDIX G.3

GROUNDWATER QUALITY DATA
RFI REPORT
FORMER MANUAL TRANSMISSIONS OF MUNCIE FACILITY
MUNCIE, INDIANA

AOI		*AOI 16*	*AOI 16*	*AOI 16*	*AOI 16*	*AOI 16*	*AOI 16*
Sample Location		*MW-4*	*MW-4*	*MW-4*	*MW-4*	*MW-4*	*MW-4*
Sample Identification		*MW-4*	*GW-17330-100902-EH-005*	*GW-072004-MR-003*	*GW-017330-042605-TP-003*	*GW-017330-101805-TP-004*	*GW-017330-050906-NH-005*
Sample Date		*3/28/2001*	*10/9/2002*	*7/20/2004*	*4/26/2005*	*10/18/2005*	*5/9/2006*
Sample Depth		-	-	-	-	-	-
Sample Depth							
	Units						
1,1,2,2-Tetrachloroethane	ug/L	--	4.0 U	1.0 U	1.0 U	1.0 U	1 U
Tetrachloroethene	ug/L	U	4.0 U	1.0 U	1.0 U	1.0 U	1 U
Toluene	ug/L	U	4.0 U	1.0 U	1.0 U	0.20 J	1 U
1,2,4-Trichlorobenzene	ug/L	--	20 U	1.0 U	1.0 U	1.0 UJ	--
1,1,1-Trichloroethane	ug/L	U	4.0 U	1.0 U	1.0 U	1.0 U	1 U
1,1,2-Trichloroethane	ug/L	--	4.0 U	1.0 U	1.0 U	1.0 U	1 U
Trichloroethene	ug/L	U	4.0 U	1.0 U	0.50 J	1.0 U	1 U
Trichlorofluoromethane (CFC-11)	ug/L	--	4.0 U	1.0 U	1.0 U	1.0 U	--
Trifluorotrichloroethane (Freon 113)	ug/L	--	4.0 U	1.0 U	1.0 U	1.0 U	--
Vinyl acetate	ug/L	--	--	--	--	--	--
Vinyl chloride	ug/L	**28**[ab]	**34**[ab]	**14**[ab]	1.7	**2.9**[ab]	0.95 J
Xylenes (total)	ug/L	U	12 U	2.0 U	2.0 U	2.0 U	2 U
Semi-Volatile Organic Compounds (SVOCs)							
Acenaphthene	ug/L	--	--	0.50 U	0.50 U	0.50 U	0.2 U
Acenaphthylene	ug/L	--	--	0.50 U	2.0 U	2.0 U	0.2 U
Acetonitrile	ug/L	--	--	--	--	--	--
Acetophenone	ug/L	--	--	--	--	--	1 U
2-Acetylaminofluorene	ug/L	--	--	--	--	--	--
Acrolein	ug/L	--	--	--	--	--	--
Acrylonitrile	ug/L	--	--	--	--	--	--
Allyl chloride	ug/L	--	--	--	--	--	--
4-Aminobiphenyl	ug/L	--	--	--	--	--	--
Aniline	ug/L	--	--	--	--	--	--
Anthracene	ug/L	--	--	0.10 U	0.10 U	0.10 U	0.2 U
Aramite	ug/L	--	--	--	--	--	--
Atrazine	ug/L	--	--	--	--	--	1 U
Benzaldehyde	ug/L	--	--	--	--	--	1 U
Benzidine	ug/L	--	--	--	--	--	--
Benzo(a)anthracene	ug/L	--	--	0.10 U	0.10 U	0.10 U	0.2 U
Benzo(a)pyrene	ug/L	--	--	0.10 U	0.10 U	0.10 U	0.2 U
Benzo(b)fluoranthene	ug/L	--	--	0.033 J	0.10 U	0.10 U	0.2 U
Benzo(g,h,i)perylene	ug/L	--	--	0.10 U	0.10 UJ	0.10 U	0.2 U
Benzo(k)fluoranthene	ug/L	--	--	0.10 U	0.10 U	0.10 U	0.2 U
Benzoic acid	ug/L	--	--	--	--	--	--
Benzyl alcohol	ug/L	--	--	--	--	--	--
Biphenyl (1,1-Biphenyl)	ug/L	--	--	--	--	--	1 U
4-Bromophenyl phenyl ether	ug/L	--	--	--	--	--	2 U
Butyl benzylphthalate (BBP)	ug/L	--	--	--	--	--	1 U
Caprolactam	ug/L	--	--	--	--	--	5 U
Carbazole	ug/L	--	--	--	--	--	1 U
4-Chloro-3-methylphenol	ug/L	--	--	--	--	--	2 U
4-Chloroaniline	ug/L	--	--	--	--	--	2 U
Chlorobenzilate	ug/L	--	--	--	--	--	--
bis(2-Chloroethoxy)methane	ug/L	--	--	--	--	--	1 U
bis(2-Chloroethyl)ether	ug/L	--	--	--	--	--	1 U

APPENDIX G.3

GROUNDWATER QUALITY DATA
RFI REPORT
FORMER MANUAL TRANSMISSIONS OF MUNCIE FACILITY
MUNCIE, INDIANA

AOI		*AOI 16*	*AOI 16*	*AOI 16*	*AOI 16*	*AOI 16*	*AOI 16*
Sample Location		*MW-4*	*MW-4*	*MW-4*	*MW-4*	*MW-4*	*MW-4*
Sample Identification		*MW-4*	*GW-17330-100902-EH-005*	*GW-072004-MR-003*	*GW-017330-042605-TP-003*	*GW-017330-101805-TP-004*	*GW-017330-050906-NH-005*
Sample Date		*3/28/2001*	*10/9/2002*	*7/20/2004*	*4/26/2005*	*10/18/2005*	*5/9/2006*
Sample Depth		*-*	*-*	*-*	*-*	*-*	*-*
Sample Depth							
	Units						
2-Chloronaphthalene	ug/L	--	--	--	--	--	1 U
2-Chlorophenol	ug/L	--	--	--	--	--	1 U
4-Chlorophenyl phenyl ether	ug/L	--	--	--	--	--	2 U
Chloroprene	ug/L	--	--	--	--	--	--
Chrysene	ug/L	--	--	0.10 U	0.10 U	0.10 U	0.2 U
Cresol isomers	ug/L	--	--	--	--	--	--
Diallate	ug/L	--	--	--	--	--	--
Dibenz(a,h)anthracene	ug/L	--	--	0.10 U	0.10 U	0.10 U	0.2 U
Dibenzofuran	ug/L	--	--	--	--	--	1 U
Dibromochloromethane	ug/L	--	--	--	--	--	--
Dibromomethane	ug/L	--	--	--	--	--	--
trans-1,4-Dichloro-2-butene	ug/L	--	--	--	--	--	--
3,3'-Dichlorobenzidine	ug/L	--	--	--	--	--	5 U
2,4-Dichlorophenol	ug/L	--	--	--	--	--	2 U
2,6-Dichlorophenol	ug/L	--	--	--	--	--	--
Diethyl phthalate	ug/L	--	--	--	--	--	1 U
Dimethoate	ug/L	--	--	--	--	--	--
Dimethyl phthalate	ug/L	--	--	--	--	--	1 U
p-Dimethylaminoazobenzene A	ug/L	--	--	--	--	--	--
7,12-Dimethylbenz(a)anthracene	ug/L	--	--	--	--	--	--
3,3-Dimethylbenzidine	ug/L	--	--	--	--	--	--
a,a-Dimethylphenethylamine	ug/L	--	--	--	--	--	--
2,4-Dimethylphenol	ug/L	--	--	--	--	--	2 U
Di-n-butylphthalate (DBP)	ug/L	--	--	--	--	--	1 U
4,6-Dinitro-2-methylphenol	ug/L	--	--	--	--	--	5 U
Dinitrobenzene, NOS	ug/L	--	--	--	--	--	--
2,4-Dinitrophenol	ug/L	--	--	--	--	--	5 UJ
2,4-Dinitrotoluene	ug/L	--	--	--	--	--	5 U
2,6-Dinitrotoluene	ug/L	--	--	--	--	--	5 U
Di-n-octyl phthalate (DnOP)	ug/L	--	--	--	--	--	1 U
1,4-Dioxane	ug/L	--	--	--	--	--	--
Diphenylamine	ug/L	--	--	--	--	--	--
1,2-Diphenylhydrazine	ug/L	--	--	--	--	--	--
Disulfoton	ug/L	--	--	--	--	--	--

APPENDIX G.3

GROUNDWATER QUALITY DATA
RFI REPORT
FORMER MANUAL TRANSMISSIONS OF MUNCIE FACILITY
MUNCIE, INDIANA

AOI		*AOI 16*	*AOI 16*	*AOI 16*	*AOI 16*	*AOI 16*	*AOI 16*
Sample Location		*MW-4*	*MW-4*	*MW-4*	*MW-4*	*MW-4*	*MW-4*
Sample Identification		*MW-4*	*GW-17330-100902-EH-005*	*GW-072004-MR-003*	*GW-017330-042605-TP-003*	*GW-017330-101805-TP-004*	*GW-017330-050906-NH-005*
Sample Date		*3/28/2001*	*10/9/2002*	*7/20/2004*	*4/26/2005*	*10/18/2005*	*5/9/2006*
Sample Depth		*-*	*-*	*-*	*-*	*-*	*-*
Sample Depth							
	Units						
SVOCs (Continued)							
Ethyl methacrylate	ug/L	--	--	--	--	--	--
Ethyl methanesulfonate	ug/L	--	--	--	--	--	--
bis(2-Ethylhexyl)phthalate (DEHP)	ug/L	--	--	--	--	--	1.8 U
Famphur	ug/L	--	--	--	--	--	--
Fluoranthene	ug/L	--	--	0.061 J	0.10 UJ	0.10 U	0.2 U
Fluorene	ug/L	--	--	0.13	0.10 U	0.10 U	0.2 U
Hexachlorobenzene	ug/L	--	--	--	--	--	0.2 U
Hexachlorobutadiene	ug/L	--	--	--	--	--	1 U
Hexachlorocyclopentadiene	ug/L	--	--	--	--	--	10 U
Hexachloroethane	ug/L	--	--	--	--	--	1 U
Hexachlorophene A	ug/L	--	--	--	--	--	--
Hexachloropropene	ug/L	--	--	--	--	--	--
Indeno(1,2,3-cd)pyrene	ug/L	--	--	0.10 U	0.10 UJ	0.10 U	0.2 U
Iodomethane	ug/L	--	--	--	--	--	--
Isodrin	ug/L	--	--	--	--	--	--
Isophorone	ug/L	--	--	--	--	--	1 U
Isosafrole	ug/L	--	--	--	--	--	--
Kepone	ug/L	--	--	--	--	--	--
Methapyrilene	ug/L	--	--	--	--	--	--
Methyl acrylonitrile	ug/L	--	--	--	--	--	--
Methyl methacrylate	ug/L	--	--	--	--	--	--
Methyl methanesulfonate	ug/L	--	--	--	--	--	--
Methyl parathion	ug/L	--	--	--	--	--	--
3-Methylcholanthrene	ug/L	--	--	--	--	--	--
2-Methylnaphthalene	ug/L	--	--	--	--	--	0.2 U
2-Methylphenol	ug/L	--	--	--	--	--	1 U
3&4-Methylphenol	ug/L	--	--	--	--	--	--
4-Methylphenol	ug/L	--	--	--	--	--	1 U
Naphthalene	ug/L	--	--	1.0 U	1.0 U	1.0 U	0.2 U
1,4-Naphthoquinone	ug/L	--	--	--	--	--	--
1-Naphthylamine	ug/L	--	--	--	--	--	--
2-Naphthylamine	ug/L	--	--	--	--	--	--
2-Nitroaniline	ug/L	--	--	--	--	--	2 U
3-Nitroaniline	ug/L	--	--	--	--	--	2 U
4-Nitroaniline	ug/L	--	--	--	--	--	2 U
Nitrobenzene	ug/L	--	--	--	--	--	1 U
2-Nitrophenol	ug/L	--	--	--	--	--	2 U
4-Nitrophenol	ug/L	--	--	--	--	--	5 U
4-Nitroquinoline-N-oxide	ug/L	--	--	--	--	--	--
N-Nitrosodi-n-butylamine	ug/L	--	--	--	--	--	--
N-Nitrosodi-n-propylamine	ug/L	--	--	--	--	--	1 U
N-Nitrosodiphenylamine	ug/L	--	--	--	--	--	1 U
N-Nitrosodiethylamine	ug/L	--	--	--	--	--	--
N-Nitrosodimethylamine	ug/L	--	--	--	--	--	--
N-Nitrosomethylethylamine	ug/L	--	--	--	--	--	--

APPENDIX G.3

GROUNDWATER QUALITY DATA
RFI REPORT
FORMER MANUAL TRANSMISSIONS OF MUNCIE FACILITY
MUNCIE, INDIANA

AOI		*AOI 16*	*AOI 16*	*AOI 16*	*AOI 16*	*AOI 16*	*AOI 16*
Sample Location		*MW-4*	*MW-4*	*MW-4*	*MW-4*	*MW-4*	*MW-4*
Sample Identification		*MW-4*	*GW-17330-100902-EH-005*	*GW-072004-MR-003*	*GW-017330-042605-TP-003*	*GW-017330-101805-TP-004*	*GW-017330-050906-NH-005*
Sample Date		*3/28/2001*	*10/9/2002*	*7/20/2004*	*4/26/2005*	*10/18/2005*	*5/9/2006*
Sample Depth		*-*	*-*	*-*	*-*	*-*	*-*
Sample Depth							
	Units						
SVOCs (Continued)							
N-Nitrosomorpholine	ug/L	--	--	--	--	--	--
N-Nitrosopiperidine	ug/L	--	--	--	--	--	--
N-Nitrosopyrrolidine	ug/L	--	--	--	--	--	--
2,2'-Oxybis(1-chloropropane) (bis(2-Chloroisopropyl) ether)	ug/L	--	--	--	--	--	1 U
Pentachlorobenzene	ug/L	--	--	--	--	--	--
Pentachloroethane	ug/L	--	--	--	--	--	--
Pentachloronitrobenzene	ug/L	--	--	--	--	--	--
Pentachlorophenol	ug/L	--	--	--	--	--	5 U
Phenacetin	ug/L	--	--	--	--	--	--
Phenanthrene	ug/L	--	--	0.10 U	0.10 U	0.10 U	0.2 U
Phenol	ug/L	--	--	--	--	--	1 U
p-Phenylenediamine	ug/L	--	--	--	--	--	--
Phorate	ug/L	--	--	--	--	--	--
2-Picoline	ug/L	--	--	--	--	--	--
Pronamide	ug/L	--	--	--	--	--	--
Propionitrile (ethyl cyanide)	ug/L	--	--	--	--	--	--
Pyrene	ug/L	--	--	0.13	0.10 U	0.10 U	0.2 U
Pyridine	ug/L	--	--	--	--	--	--
Safrole	ug/L	--	--	--	--	--	--
1,2,4,5-Tetrachlorobenzene	ug/L	--	--	--	--	--	--
1,1,1,2-Tetrachloroethane	ug/L	--	--	--	--	--	--
2,3,4,6-Tetrachlorophenol	ug/L	--	--	--	--	--	--
Thionazin (O,O-diethyl-O-2-pyrazinyl phosphorothioate)	ug/L	--	--	--	--	--	--
o-Toluidine A	ug/L	--	--	--	--	--	--
5-Nitro-2-toluidine	ug/L	--	--	--	--	--	--
2,4,5-Trichlorophenol	ug/L	--	--	--	--	--	5 U
2,4,6-Trichlorophenol	ug/L	--	--	--	--	--	5 U
1,2,3-Trichloropropane	ug/L	--	--	--	--	--	--
0,0,0-Triethylphosphorothioate	ug/L	--	--	--	--	--	--
1,3,5-Trinitrobenzene	ug/L	--	--	--	--	--	--
PCBs							
Aroclor-1016 (PCB-1016)	ug/L	--	--	--	--	--	--
Aroclor-1221 (PCB-1221)	ug/L	--	--	--	--	--	--
Aroclor-1232 (PCB-1232)	ug/L	--	--	--	--	--	--
Aroclor-1242 (PCB-1242)	ug/L	--	--	--	--	--	--
Aroclor-1248 (PCB-1248)	ug/L	--	--	--	--	--	--
Aroclor-1254 (PCB-1254)	ug/L	--	--	--	--	--	--
Aroclor-1260 (PCB-1260)	ug/L	--	--	--	--	--	--
Total PCBs	ug/L	--	--	--	--	--	--
Total Petroleum Hydrocarbons (TPH)							
Total Petroleum Hydrocarbons - Purgeable (GRO)	ug/L	--	--	--	--	--	--

APPENDIX G.3

GROUNDWATER QUALITY DATA
RFI REPORT
FORMER MANUAL TRANSMISSIONS OF MUNCIE FACILITY
MUNCIE, INDIANA

AOI		*AOI 16*	*AOI 16*	*AOI 16*	*AOI 16*	*AOI 16*	*AOI 16*
Sample Location		*MW-4*	*MW-4*	*MW-4*	*MW-4*	*MW-4*	*MW-4*
Sample Identification		*MW-4*	*GW-17330-100902-EH-005*	*GW-072004-MR-003*	*GW-017330-042605-TP-003*	*GW-017330-101805-TP-004*	*GW-017330-050906-NH-005*
Sample Date		*3/28/2001*	*10/9/2002*	*7/20/2004*	*4/26/2005*	*10/18/2005*	*5/9/2006*
Sample Depth		*-*	*-*	*-*	*-*	*-*	*-*
Sample Depth							
	Units						
Metals							
Aluminum	ug/L	--	--	--	--	--	--
Antimony	ug/L	--	--	--	--	--	--
Arsenic	ug/L	--	--	10 U	10 U	10 U	10 U
Arsenic (dissolved)	ug/L	--	--	--	--	--	10 U
Barium	ug/L	--	--	84 J	84 J	81 J	65.4 J
Barium (dissolved)	ug/L	--	--	--	--	--	63.4 J
Beryllium	ug/L	--	--	--	--	--	--
Cadmium	ug/L	--	--	5 U	5 U	5 U	5 U
Cadmium (dissolved)	ug/L	--	--	--	--	--	5 U
Calcium	ug/L	--	--	--	--	--	--
Calcium (dissolved)	ug/L	--	--	--	--	--	--
Chromium	ug/L	--	--	10 U	10 U	10 U	3.1 J
Chromium (dissolved)	ug/L	--	--	--	--	--	10 U
Cobalt	ug/L	--	--	--	--	--	--
Copper	ug/L	--	--	--	--	--	--
Copper (dissolved)	ug/L	--	--	--	--	--	--
Iron	ug/L	--	--	--	--	--	--
Iron (dissolved)	ug/L	--	--	--	--	--	--
Lead	ug/L	--	--	**29**[a]	2.4 J	3.9	3 U
Lead (dissolved)	ug/L	--	--	--	--	--	3 U
Magnesium	ug/L	--	--	--	--	--	--
Magnesium (dissolved)	ug/L	--	--	--	--	--	--
Manganese	ug/L	--	--	--	--	--	--
Manganese (dissolved)	ug/L	--	--	--	--	--	--
Mercury	ug/L	--	--	0.2 U	0.2 U	0.2 U	0.2 U
Mercury (dissolved)	ug/L	--	--	--	--	--	0.2 U
Nickel	ug/L	--	--	--	--	--	--
Nickel (dissolved)	ug/L	--	--	--	--	--	--
Potassium	ug/L	--	--	--	--	--	--
Selenium	ug/L	--	--	5 U	5 U	3.4 J	5 U
Selenium (dissolved)	ug/L	--	--	--	--	--	5 U
Silver	ug/L	--	--	10 U	10 U	10 U	10 U
Silver (dissolved)	ug/L	--	--	--	--	--	10 U
Sodium	ug/L	--	--	--	--	--	--
Thallium	ug/L	--	--	--	--	--	--
Vanadium	ug/L	--	--	--	--	--	--
Zinc	ug/L	--	--	--	--	--	--
Zinc (dissolved)	ug/L	--	--	--	--	--	--

APPENDIX G.3

GROUNDWATER QUALITY DATA
RFI REPORT
FORMER MANUAL TRANSMISSIONS OF MUNCIE FACILITY
MUNCIE, INDIANA

AOI		***AOI 16***	***AOI 16***	***AOI 16***	***AOI 16***	***AOI 16***	***AOI 16***
Sample Location		***MW-4***	***MW-4***	***MW-4***	***MW-4***	***MW-4***	***MW-4***
Sample Identification		***MW-4***	***GW-17330-100902-EH-005***	***GW-072004-MR-003***	***GW-017330-042605-TP-003***	***GW-017330-101805-TP-004***	***GW-017330-050906-NH-005***
Sample Date		***3/28/2001***	***10/9/2002***	***7/20/2004***	***4/26/2005***	***10/18/2005***	***5/9/2006***
Sample Depth		***-***	***-***	***-***	***-***	***-***	***-***
Sample Depth							
	Units						
Gas							
Ethane	ug/L	--	--	--	--	--	--
Ethene	ug/L	--	--	--	--	--	--
Methane	ug/L	--	--	--	--	--	--
General Chemistry							
Alkalinity, bicarbonate	ug/L	--	--	--	--	--	--
Alkalinity, carbonate	ug/L	--	--	--	--	--	--
Bicarbonate (as CaCO3)	ug/L	--	--	--	--	--	--
Chloride	ug/L	--	--	--	--	--	--
Dissolved organic carbon (DOC)	ug/L	--	--	--	--	--	--
Hardness	ug/L	--	--	--	--	--	--
Hardness, carbonate	ug/L	--	--	--	--	--	--
Nitrate (as N)	ug/L	--	--	--	--	--	--
Nitrite (as N)	ug/L	--	--	--	--	--	--
pH	s.u.	--	--	--	--	--	--
Sulfate	ug/L	--	--	--	--	--	--
Sulfide	ug/L	--	--	--	--	--	--
Total dissolved solids (TDS)	ug/L	--	--	--	--	--	--
Total organic carbon (TOC)	ug/L	--	--	--	--	--	--

Notes

ug/L - Micrograms per litre
"-" - No value
U - Not detected at the associated reporting limit
J - Estimated concentration
UJ - Not detected; associated reporting limit is estimated
R - Rejected
s.u. - Standard units
nc - No criteria
ND - Non Detect (calculation)
BOLD[abc] Concentration exceeds associated screening level
IDEM Appendix A: Screening Levels Remedation Closure Guide - March 25, 2014
a - Exceeds IDEM residential tap screening levels
b - Exceeds IDEM residential vapor exposure screening levels
c - Exceeds IDEM commercial/industrial vapor screening levels

APPENDIX G.3

GROUNDWATER QUALITY DATA
RFI REPORT
FORMER MANUAL TRANSMISSIONS OF MUNCIE FACILITY
MUNCIE, INDIANA

AOI		*AOI 16*	*AOI 16*	*AOI 16*	*AOI 16*	*AOI 16*	*AOI 16*	*AOI 16*	*AOI 16*
Sample Location		*MW-4*	*MW-4*	*MW-4*	*MW-5*	*MW-5*	*MW-5*	*MW-5*	*MW-5*
Sample Identification		*GW-017324-111208-NH-007*	*GW-17324-120611-EM-004*	*GW-017324-050614-SM-028*	*MW-5*	*MW-5*	*MW-5*	*MW-5*	*MW-5*
Sample Date		*11/12/2008*	*12/6/2011*	*5/6/2014*	*11/1/1988*	*12/1/1988*	*7/10/1990*	*12/1/1991*	*6/1/1994*
Sample Depth		-	-	-	-	-	-	-	-
Sample Depth									
	Units								
Volatile Organic Compounds (VOCs)									
Acetone	ug/L	10 U	10 U	10 U	10 U	U	2	U	U
Benzene	ug/L	1.0 U	1.0 U	1.0 U	5 U	U	2 U	U	U
Bromodichloromethane	ug/L	1.0 U	1.0 U	1.0 U	5 U	U	2 U	U	U
Bromoform	ug/L	1.0 U	1.0 U	1.0 U	5 U	--	2 U	--	--
Bromomethane (Methyl bromide)	ug/L	1.0 U	1.0 U	1.0 U	10 U	--	2 U	--	--
2-Butanone (Methyl ethyl ketone) (MEK)	ug/L	10 U	10 U	10 U	10 U	U	10 U	--	U
Carbon disulfide	ug/L	1.0 U	1.0 U	1.0 U	5 U	--	2 U	--	--
Carbon tetrachloride	ug/L	1.0 U	1.0 U	1.0 U	5 U	--	2 U	--	--
Chlorobenzene	ug/L	1.0 U	1.0 U	1.0 U	5 U	U	2 U	U	U
Chloroethane	ug/L	1.0 U	1.0 U	1.0 U	10 U	U	2 U	U	U
2-Chloroethyl vinyl ether	ug/L	--	--	--	10 U	U	--	U	U
Chloroform (Trichloromethane)	ug/L	1.0 U	1.0 U	1.0 U	50 U	U	2 U	U	U
Chloromethane (Methyl chloride)	ug/L	1.0 U	1.0 U	1.0 U	10 U	U	2 U	U	U
Cyclohexane	ug/L	1.0 U	1.0 U	1.0 U	--	--	--	--	--
1,2-Dibromo-3-chloropropane (DBCP)	ug/L	2.0 U	2.0 U	2.0 U	--	--	--	--	--
Dibromochloromethane	ug/L	1.0 U	1.0 U	1.0 U	--	--	--	--	--
1,2-Dibromoethane (Ethylene dibromide)	ug/L	1.0 U	1.0 U	1.0 U	--	--	--	--	--
1,2-Dichlorobenzene	ug/L	1.0 U	1.0 U	1.0 U	10 U	--	2 U	--	--
1,3-Dichlorobenzene	ug/L	1.0 U	1.0 U	1.0 U	10 U	--	2 U	--	--
1,4-Dichlorobenzene	ug/L	1.0 U	1.0 U	1.0 U	10 U	--	2 U	--	--
Dichlorodifluoromethane (CFC-12)	ug/L	1.0 U	1.0 U	1.0 U	--	--	--	--	--
1,1-Dichloroethane	ug/L	1.1	2.0	1.5	5 U	U	2 U	U	U
1,2-Dichloroethane	ug/L	1.0 U	1.0 U	1.0 U	5 U	U	2 U	U	U
1,2-Dichloroethene (total)	ug/L	--	--	--	--	U	2 U	U	U
1,1-Dichloroethene	ug/L	1.0 U	1.0 U	1.0 U	5 U	U	2 U	U	U
cis-1,2-Dichloroethene	ug/L	14	10	32	--	U	--	--	U
trans-1,2-Dichloroethene	ug/L	1.0 U	1.0 U	2.0	5 U	U	--	U	U
1,2-Dichloropropane	ug/L	1.0 U	1.0 U	1.0 U	--	--	2 U	--	--
cis-1,3-Dichloropropene	ug/L	1.0 U	1.0 U	1.0 U	--	--	2 U	--	--
trans-1,3-Dichloropropene	ug/L	1.0 U	1.0 U	1.0 U	5 U	--	2 U	--	--
Ethylbenzene	ug/L	1.0 U	1.0 U	1.0 U	5 U	U	2 U	U	U
2-Hexanone	ug/L	10 U	10 U	10 U	10 U	U	2 U	--	U
Isopropyl benzene	ug/L	1.0 U	1.0 U	1.0 U	--	--	--	--	--
Methyl acetate	ug/L	10 U	10 U	10 U	--	--	--	--	--
Methyl cyclohexane	ug/L	1.0 U	1.0 U	1.0 U	--	--	--	--	--
Methyl tert butyl ether (MTBE)	ug/L	5.0 U	5.0 U	1.0 U	--	--	--	--	--
4-Methyl-2-pentanone (Methyl isobutyl ketone) (MIBK)	ug/L	10 U	10 U	10 U	10 U	--	2 U	--	--
Methylene chloride	ug/L	1.0 U	1.0 U	1.0 U	5 U	U	2 U	7[a]	U
Styrene	ug/L	1.0 U	1.0 U	1.0 U	5 U	--	2 U	--	--
VOCs (Continued)									

APPENDIX G.3

GROUNDWATER QUALITY DATA
RFI REPORT
FORMER MANUAL TRANSMISSIONS OF MUNCIE FACILITY
MUNCIE, INDIANA

AOI		*AOI 16*	*AOI 16*	*AOI 16*	*AOI 16*	*AOI 16*	*AOI 16*	*AOI 16*	*AOI 16*
Sample Location		*MW-4*	*MW-4*	*MW-4*	*MW-5*	*MW-5*	*MW-5*	*MW-5*	*MW-5*
Sample Identification		*GW-017324-111208-NH-007*	*GW-17324-120611-EM-004*	*GW-017324-050614-SM-028*	*MW-5*	*MW-5*	*MW-5*	*MW-5*	*MW-5*
Sample Date		*11/12/2008*	*12/6/2011*	*5/6/2014*	*11/1/1988*	*12/1/1988*	*7/10/1990*	*12/1/1991*	*6/1/1994*
Sample Depth		-	-	-	-	-	-	-	-
Sample Depth									
	Units								
1,1,2,2-Tetrachloroethane	ug/L	1.0 U	1.0 U	1.0 U	5 U	--	2 U	--	--
Tetrachloroethene	ug/L	1.0 U	1.0 U	1.0 U	5 U	U	2 U	U	U
Toluene	ug/L	1.0 U	1.0 U	1.0 U	5 U	U	2 U	U	U
1,2,4-Trichlorobenzene	ug/L	1.0 U	1.0 U	1.0 U	10 U	--	--	--	--
1,1,1-Trichloroethane	ug/L	1.0 U	1.0 U	1.0 U	5 U	U	2 U	U	U
1,1,2-Trichloroethane	ug/L	1.0 U	1.0 U	1.0 U	5 U	--	2 U	--	--
Trichloroethene	ug/L	1.0 U	0.44 J	1.0 U	5 U	U	2 U	U	U
Trichlorofluoromethane (CFC-11)	ug/L	1.0 U	1.0 U	1.0 U	--	--	2 U	--	--
Trifluorotrichloroethane (Freon 113)	ug/L	1.0 U	1.0 U	1.0 U	--	--	--	--	--
Vinyl acetate	ug/L	--	--	--	10 U	--	2 U	--	--
Vinyl chloride	ug/L	**6.7[ab]**	**5.2[ab]**	**5.8[ab]**	10 U	U	2 U	U	U
Xylenes (total)	ug/L	2.0 U	2.0 U	2.0 U	5 U	U	2 U	U	U
Semi-Volatile Organic Compounds (SVOCs)									
Acenaphthene	ug/L	0.20 U	--	--	10 U	--	--	--	--
Acenaphthylene	ug/L	0.20 U	--	--	10 U	--	--	--	--
Acetonitrile	ug/L	--	--	--	--	--	--	--	--
Acetophenone	ug/L	1.0 U	--	--	--	--	--	--	--
2-Acetylaminofluorene	ug/L	--	--	--	--	--	--	--	--
Acrolein	ug/L	--	--	--	--	--	--	--	--
Acrylonitrile	ug/L	--	--	--	--	--	--	--	--
Allyl chloride	ug/L	--	--	--	--	--	--	--	--
4-Aminobiphenyl	ug/L	--	--	--	--	--	--	--	--
Aniline	ug/L	--	--	--	--	--	--	--	--
Anthracene	ug/L	0.20 U	--	--	10 U	--	--	--	--
Aramite	ug/L	--	--	--	--	--	--	--	--
Atrazine	ug/L	1.0 U	--	--	--	--	--	--	--
Benzaldehyde	ug/L	1.0 U	--	--	--	--	--	--	--
Benzidine	ug/L	--	--	--	--	--	--	--	--
Benzo(a)anthracene	ug/L	0.20 U	--	--	10 U	--	--	--	--
Benzo(a)pyrene	ug/L	0.20 U	--	--	10 U	--	--	--	--
Benzo(b)fluoranthene	ug/L	0.20 U	--	--	10 U	--	--	--	--
Benzo(g,h,i)perylene	ug/L	0.20 U	--	--	10 U	--	--	--	--
Benzo(k)fluoranthene	ug/L	0.20 U	--	--	10 U	--	--	--	--
Benzoic acid	ug/L	--	--	--	50 U	--	--	--	--
Benzyl alcohol	ug/L	--	--	--	--	--	--	--	--
Biphenyl (1,1-Biphenyl)	ug/L	1.0 U	--	--	--	--	--	--	--
4-Bromophenyl phenyl ether	ug/L	2.0 U	--	--	10 U	--	--	--	--
Butyl benzylphthalate (BBP)	ug/L	1.0 U	--	--	10 U	--	--	--	--
Caprolactam	ug/L	5.0 U	--	--	--	--	--	--	--
Carbazole	ug/L	1.0 U	--	--	--	--	--	--	--
4-Chloro-3-methylphenol	ug/L	2.0 U	--	--	10 U	--	--	--	--
4-Chloroaniline	ug/L	2.0 U	--	--	--	--	--	--	--
Chlorobenzilate	ug/L	--	--	--	--	--	--	--	--
bis(2-Chloroethoxy)methane	ug/L	1.0 U	--	--	10 U	--	--	--	--
bis(2-Chloroethyl)ether	ug/L	1.0 U	--	--	10 U	--	--	--	--

APPENDIX G.3

GROUNDWATER QUALITY DATA
RFI REPORT
FORMER MANUAL TRANSMISSIONS OF MUNCIE FACILITY
MUNCIE, INDIANA

AOI		*AOI 16*	*AOI 16*	*AOI 16*	*AOI 16*	*AOI 16*	*AOI 16*	*AOI 16*	*AOI 16*
Sample Location		*MW-4*	*MW-4*	*MW-4*	*MW-5*	*MW-5*	*MW-5*	*MW-5*	*MW-5*
Sample Identification		*GW-017324-111208-NH-007*	*GW-17324-120611-EM-004*	*GW-017324-050614-SM-028*	*MW-5*	*MW-5*	*MW-5*	*MW-5*	*MW-5*
Sample Date		*11/12/2008*	*12/6/2011*	*5/6/2014*	*11/1/1988*	*12/1/1988*	*7/10/1990*	*12/1/1991*	*6/1/1994*
Sample Depth		*-*	*-*	*-*	*-*	*-*	*-*	*-*	*-*
Sample Depth									
	Units								
2-Chloronaphthalene	ug/L	1.0 U	--	--	10 U	--	--	--	--
2-Chlorophenol	ug/L	1.0 U	--	--	10 U	--	--	--	--
4-Chlorophenyl phenyl ether	ug/L	2.0 U	--	--	10 U	--	--	--	--
Chloroprene	ug/L	--	--	--	--	--	--	--	--
Chrysene	ug/L	0.20 U	--	--	10 U	--	--	--	--
Cresol isomers	ug/L	--	--	--	--	--	--	--	--
Diallate	ug/L	--	--	--	--	--	--	--	--
Dibenz(a,h)anthracene	ug/L	0.20 U	--	--	10 U	--	--	--	--
Dibenzofuran	ug/L	1.0 U	--	--	--	--	--	--	--
Dibromochloromethane	ug/L	--	--	--	5 U	U	2 U	U	U
Dibromomethane	ug/L	--	--	--	--	--	--	--	--
trans-1,4-Dichloro-2-butene	ug/L	--	--	--	--	--	--	--	--
3,3'-Dichlorobenzidine	ug/L	5.0 U	--	--	20 U	--	--	--	--
2,4-Dichlorophenol	ug/L	2.0 U	--	--	10 U	--	--	--	--
2,6-Dichlorophenol	ug/L	--	--	--	--	--	--	--	--
Diethyl phthalate	ug/L	1.0 U	--	--	10 U	--	--	--	--
Dimethoate	ug/L	--	--	--	--	--	--	--	--
Dimethyl phthalate	ug/L	1.0 U	--	--	10 U	--	--	--	--
p-Dimethylaminoazobenzene A	ug/L	--	--	--	--	--	--	--	--
7,12-Dimethylbenz(a)anthracene	ug/L	--	--	--	--	--	--	--	--
3,3-Dimethylbenzidine	ug/L	--	--	--	--	--	--	--	--
a,a-Dimethylphenethylamine	ug/L	--	--	--	--	--	--	--	--
2,4-Dimethylphenol	ug/L	2.0 U	--	--	10 U	--	--	--	--
Di-n-butylphthalate (DBP)	ug/L	1.0 U	--	--	10 U	--	--	--	--
4,6-Dinitro-2-methylphenol	ug/L	5.0 U	--	--	50 U	--	--	--	--
Dinitrobenzene, NOS	ug/L	--	--	--	--	--	--	--	--
2,4-Dinitrophenol	ug/L	5.0 U	--	--	50 U	--	--	--	--
2,4-Dinitrotoluene	ug/L	5.0 U	--	--	10 U	--	--	--	--
2,6-Dinitrotoluene	ug/L	5.0 U	--	--	10 U	--	--	--	--
Di-n-octyl phthalate (DnOP)	ug/L	1.0 U	--	--	10 U	--	--	--	--
1,4-Dioxane	ug/L	--	--	--	--	--	--	--	--
Diphenylamine	ug/L	--	--	--	--	--	--	--	--
1,2-Diphenylhydrazine	ug/L	--	--	--	--	--	--	--	--
Disulfoton	ug/L	--	--	--	--	--	--	--	--

APPENDIX G.3

GROUNDWATER QUALITY DATA
RFI REPORT
FORMER MANUAL TRANSMISSIONS OF MUNCIE FACILITY
MUNCIE, INDIANA

AOI		*AOI 16*	*AOI 16*	*AOI 16*	*AOI 16*	*AOI 16*	*AOI 16*	*AOI 16*	*AOI 16*
Sample Location		*MW-4*	*MW-4*	*MW-4*	*MW-5*	*MW-5*	*MW-5*	*MW-5*	*MW-5*
Sample Identification		*GW-017324-111208-NH-007*	*GW-17324-120611-EM-004*	*GW-017324-050614-SM-028*	*MW-5*	*MW-5*	*MW-5*	*MW-5*	*MW-5*
Sample Date		*11/12/2008*	*12/6/2011*	*5/6/2014*	*11/1/1988*	*12/1/1988*	*7/10/1990*	*12/1/1991*	*6/1/1994*
Sample Depth		*-*	*-*	*-*	*-*	*-*	*-*	*-*	*-*
Sample Depth									
	Units								
SVOCs (Continued)									
Ethyl methacrylate	ug/L	--	--	--	--	--	--	--	--
Ethyl methanesulfonate	ug/L	--	--	--	--	--	--	--	--
bis(2-Ethylhexyl)phthalate (DEHP)	ug/L	3.4 U	--	--	10 U	--	--	--	--
Famphur	ug/L	--	--	--	--	--	--	--	--
Fluoranthene	ug/L	0.20 U	--	--	10 U	--	--	--	--
Fluorene	ug/L	0.20 U	--	--	10 U	--	--	--	--
Hexachlorobenzene	ug/L	0.20 U	--	--	10 U	--	--	--	--
Hexachlorobutadiene	ug/L	1.0 U	--	--	10 U	--	--	--	--
Hexachlorocyclopentadiene	ug/L	10 U	--	--	10 U	--	--	--	--
Hexachloroethane	ug/L	1.0 U	--	--	10 U	--	--	--	--
Hexachlorophene A	ug/L	--	--	--	--	--	--	--	--
Hexachloropropene	ug/L	--	--	--	--	--	--	--	--
Indeno(1,2,3-cd)pyrene	ug/L	0.20 U	--	--	10 U	--	--	--	--
Iodomethane	ug/L	--	--	--	--	--	--	--	--
Isodrin	ug/L	--	--	--	--	--	--	--	--
Isophorone	ug/L	1.0 U	--	--	10 U	--	--	--	--
Isosafrole	ug/L	--	--	--	--	--	--	--	--
Kepone	ug/L	--	--	--	--	--	--	--	--
Methapyrilene	ug/L	--	--	--	--	--	--	--	--
Methyl acrylonitrile	ug/L	--	--	--	--	--	--	--	--
Methyl methacrylate	ug/L	--	--	--	--	--	--	--	--
Methyl methanesulfonate	ug/L	--	--	--	--	--	--	--	--
Methyl parathion	ug/L	--	--	--	--	--	--	--	--
3-Methylcholanthrene	ug/L	--	--	--	--	--	--	--	--
2-Methylnaphthalene	ug/L	0.20 U	--	--	10 U	--	--	--	--
2-Methylphenol	ug/L	1.0 U	--	--	10 U	--	--	--	--
3&4-Methylphenol	ug/L	--	--	--	--	--	--	--	--
4-Methylphenol	ug/L	1.0 U	--	--	10 U	--	--	--	--
Naphthalene	ug/L	0.20 U	--	--	10 U	--	--	--	--
1,4-Naphthoquinone	ug/L	--	--	--	--	--	--	--	--
1-Naphthylamine	ug/L	--	--	--	--	--	--	--	--
2-Naphthylamine	ug/L	--	--	--	--	--	--	--	--
2-Nitroaniline	ug/L	2.0 U	--	--	50 U	--	--	--	--
3-Nitroaniline	ug/L	2.0 U	--	--	50 U	--	--	--	--
4-Nitroaniline	ug/L	2.0 U	--	--	50 U	--	--	--	--
Nitrobenzene	ug/L	1.0 U	--	--	10 U	--	--	--	--
2-Nitrophenol	ug/L	2.0 U	--	--	10 U	--	--	--	--
4-Nitrophenol	ug/L	5.0 U	--	--	50 U	--	--	--	--
4-Nitroquinoline-N-oxide	ug/L	--	--	--	--	--	--	--	--
N-Nitrosodi-n-butylamine	ug/L	--	--	--	--	--	--	--	--
N-Nitrosodi-n-propylamine	ug/L	1.0 U	--	--	10 U	--	--	--	--
N-Nitrosodiphenylamine	ug/L	1.0 U	--	--	10 U	--	--	--	--
N-Nitrosodiethylamine	ug/L	--	--	--	--	--	--	--	--
N-Nitrosodimethylamine	ug/L	--	--	--	10 U	--	--	--	--
N-Nitrosomethylethylamine	ug/L	--	--	--	--	--	--	--	--

APPENDIX G.3

GROUNDWATER QUALITY DATA
RFI REPORT
FORMER MANUAL TRANSMISSIONS OF MUNCIE FACILITY
MUNCIE, INDIANA

AOI		*AOI 16*	*AOI 16*	*AOI 16*	*AOI 16*	*AOI 16*	*AOI 16*	*AOI 16*	*AOI 16*
Sample Location		*MW-4*	*MW-4*	*MW-4*	*MW-5*	*MW-5*	*MW-5*	*MW-5*	*MW-5*
Sample Identification		*GW-017324-111208-NH-007*	*GW-17324-120611-EM-004*	*GW-017324-050614-SM-028*	*MW-5*	*MW-5*	*MW-5*	*MW-5*	*MW-5*
Sample Date		*11/12/2008*	*12/6/2011*	*5/6/2014*	*11/1/1988*	*12/1/1988*	*7/10/1990*	*12/1/1991*	*6/1/1994*
Sample Depth		*-*	*-*	*-*	*-*	*-*	*-*	*-*	*-*
Sample Depth									
	Units								
SVOCs (Continued)									
N-Nitrosomorpholine	ug/L	--	--	--	--	--	--	--	--
N-Nitrosopiperidine	ug/L	--	--	--	--	--	--	--	--
N-Nitrosopyrrolidine	ug/L	--	--	--	--	--	--	--	--
2,2'-Oxybis(1-chloropropane) (bis(2-Chloroisopropyl) ether)	ug/L	1.0 U	--	--	10 U	--	--	--	--
Pentachlorobenzene	ug/L	--	--	--	--	--	--	--	--
Pentachloroethane	ug/L	--	--	--	--	--	--	--	--
Pentachloronitrobenzene	ug/L	--	--	--	--	--	--	--	--
Pentachlorophenol	ug/L	5.0 U	--	--	50 U	--	--	--	--
Phenacetin	ug/L	--	--	--	--	--	--	--	--
Phenanthrene	ug/L	0.20 U	--	--	10 U	--	--	--	--
Phenol	ug/L	1.0 U	--	--	10 U	--	--	--	--
p-Phenylenediamine	ug/L	--	--	--	--	--	--	--	--
Phorate	ug/L	--	--	--	--	--	--	--	--
2-Picoline	ug/L	--	--	--	--	--	--	--	--
Pronamide	ug/L	--	--	--	--	--	--	--	--
Propionitrile (ethyl cyanide)	ug/L	--	--	--	--	--	--	--	--
Pyrene	ug/L	0.20 U	--	--	10 U	--	--	--	--
Pyridine	ug/L	--	--	--	--	--	--	--	--
Safrole	ug/L	--	--	--	--	--	--	--	--
1,2,4,5-Tetrachlorobenzene	ug/L	--	--	--	--	--	--	--	--
1,1,1,2-Tetrachloroethane	ug/L	--	--	--	--	--	--	--	--
2,3,4,6-Tetrachlorophenol	ug/L	--	--	--	--	--	--	--	--
Thionazin (O,O-diethyl-O-2-pyrazinyl phosphorothioate)	ug/L	--	--	--	--	--	--	--	--
o-Toluidine A	ug/L	--	--	--	--	--	--	--	--
5-Nitro-2-toluidine	ug/L	--	--	--	--	--	--	--	--
2,4,5-Trichlorophenol	ug/L	5.0 U	--	--	50 U	--	--	--	--
2,4,6-Trichlorophenol	ug/L	5.0 U	--	--	10 U	--	--	--	--
1,2,3-Trichloropropane	ug/L	--	--	--	--	--	--	--	--
0,0,0-Triethylphosphorothioate	ug/L	--	--	--	--	--	--	--	--
1,3,5-Trinitrobenzene	ug/L	--	--	--	--	--	--	--	--
PCBs									
Aroclor-1016 (PCB-1016)	ug/L	--	0.48 U	0.48 U	--	--	--	--	--
Aroclor-1221 (PCB-1221)	ug/L	--	0.48 U	0.48 U	--	--	--	--	--
Aroclor-1232 (PCB-1232)	ug/L	--	0.48 U	0.48 U	--	--	--	--	--
Aroclor-1242 (PCB-1242)	ug/L	--	0.48 U	0.48 U	--	--	--	--	--
Aroclor-1248 (PCB-1248)	ug/L	--	0.48 U	0.48 U	200 U	--	--	--	--
Aroclor-1254 (PCB-1254)	ug/L	--	0.48 U	0.48 U	--	--	--	--	--
Aroclor-1260 (PCB-1260)	ug/L	--	0.48 U	0.48 U	--	--	--	--	--
Total PCBs	ug/L	--	ND	ND	200 U	--	--	--	--
Total Petroleum Hydrocarbons (TPH)									
Total Petroleum Hydrocarbons - Purgeable (GRO)	ug/L	--	--	--	--	--	--	--	--

APPENDIX G.3

GROUNDWATER QUALITY DATA
RFI REPORT
FORMER MANUAL TRANSMISSIONS OF MUNCIE FACILITY
MUNCIE, INDIANA

AOI		*AOI 16*	*AOI 16*	*AOI 16*	*AOI 16*	*AOI 16*	*AOI 16*	*AOI 16*	*AOI 16*
Sample Location		*MW-4*	*MW-4*	*MW-4*	*MW-5*	*MW-5*	*MW-5*	*MW-5*	*MW-5*
Sample Identification		*GW-017324-111208-NH-007*	*GW-17324-120611-EM-004*	*GW-017324-050614-SM-028*	*MW-5*	*MW-5*	*MW-5*	*MW-5*	*MW-5*
Sample Date		*11/12/2008*	*12/6/2011*	*5/6/2014*	*11/1/1988*	*12/1/1988*	*7/10/1990*	*12/1/1991*	*6/1/1994*
Sample Depth		*-*	*-*	*-*	*-*	*-*	*-*	*-*	*-*
Sample Depth									
	Units								
Metals									
Aluminum	ug/L	--	--	--	--	--	--	--	--
Antimony	ug/L	--	--	--	--	--	--	--	--
Arsenic	ug/L	10.0 U	--	--	--	--	--	--	--
Arsenic (dissolved)	ug/L	10.0 U	--	--	50 U	--	--	--	--
Barium	ug/L	200 U	--	--	--	--	--	--	--
Barium (dissolved)	ug/L	200 U	--	--	50	--	--	--	--
Beryllium	ug/L	--	--	--	--	--	--	--	--
Cadmium	ug/L	5.0 U	--	--	--	--	--	--	--
Cadmium (dissolved)	ug/L	5.0 U	--	--	5 U	--	--	--	--
Calcium	ug/L	--	--	--	--	--	--	--	--
Calcium (dissolved)	ug/L	--	--	--	--	--	--	--	--
Chromium	ug/L	10.0 U	--	--	--	--	--	--	--
Chromium (dissolved)	ug/L	10.0 U	--	--	10 U	--	--	--	--
Cobalt	ug/L	--	--	--	--	--	--	--	--
Copper	ug/L	--	--	--	--	--	--	--	--
Copper (dissolved)	ug/L	--	--	--	50 U	--	--	--	--
Iron	ug/L	--	--	--	--	--	--	--	--
Iron (dissolved)	ug/L	--	--	--	--	--	--	--	--
Lead	ug/L	3.0 U	--	--	--	--	--	--	--
Lead (dissolved)	ug/L	3.0 U	--	--	50 U	--	--	--	--
Magnesium	ug/L	--	--	--	--	--	--	--	--
Magnesium (dissolved)	ug/L	--	--	--	--	--	--	--	--
Manganese	ug/L	--	--	--	--	--	--	--	--
Manganese (dissolved)	ug/L	--	--	--	--	--	--	--	--
Mercury	ug/L	0.20 U	--	--	--	--	--	--	--
Mercury (dissolved)	ug/L	0.20 U	--	--	1 U	--	--	--	--
Nickel	ug/L	--	--	--	--	--	--	--	--
Nickel (dissolved)	ug/L	--	--	--	100	--	--	--	--
Potassium	ug/L	--	--	--	--	--	--	--	--
Selenium	ug/L	5.0 U	--	--	--	--	--	--	--
Selenium (dissolved)	ug/L	5.0 U	--	--	100 U	--	--	--	--
Silver	ug/L	10.0 U	--	--	--	--	--	--	--
Silver (dissolved)	ug/L	10.0 U	--	--	5 U	--	--	--	--
Sodium	ug/L	--	--	--	--	--	--	--	--
Thallium	ug/L	--	--	--	--	--	--	--	--
Vanadium	ug/L	--	--	--	--	--	--	--	--
Zinc	ug/L	--	--	--	--	--	--	--	--
Zinc (dissolved)	ug/L	--	--	--	10 U	--	--	--	--

APPENDIX G.3

GROUNDWATER QUALITY DATA
RFI REPORT
FORMER MANUAL TRANSMISSIONS OF MUNCIE FACILITY
MUNCIE, INDIANA

AOI		***AOI 16***	***AOI 16***	***AOI 16***	***AOI 16***	***AOI 16***	***AOI 16***	***AOI 16***	***AOI 16***
Sample Location		***MW-4***	***MW-4***	***MW-4***	***MW-5***	***MW-5***	***MW-5***	***MW-5***	***MW-5***
Sample Identification		***GW-017324-111208-NH-007***	***GW-17324-120611-EM-004***	***GW-017324-050614-SM-028***	***MW-5***	***MW-5***	***MW-5***	***MW-5***	***MW-5***
Sample Date		***11/12/2008***	***12/6/2011***	***5/6/2014***	***11/1/1988***	***12/1/1988***	***7/10/1990***	***12/1/1991***	***6/1/1994***
Sample Depth		***-***	***-***	***-***	***-***	***-***	***-***	***-***	***-***
Sample Depth									
	Units								
Gas									
Ethane	ug/L	--	--	--	--	--	--	--	--
Ethene	ug/L	--	--	--	--	--	--	--	--
Methane	ug/L	--	--	--	--	--	--	--	--
General Chemistry									
Alkalinity, bicarbonate	ug/L	--	--	--	--	--	--	--	--
Alkalinity, carbonate	ug/L	--	--	--	--	--	--	--	--
Bicarbonate (as CaCO3)	ug/L	--	--	--	--	--	--	--	--
Chloride	ug/L	--	--	--	--	--	--	--	--
Dissolved organic carbon (DOC)	ug/L	--	--	--	--	--	--	--	--
Hardness	ug/L	--	--	--	--	--	--	--	--
Hardness, carbonate	ug/L	--	--	--	--	--	--	--	--
Nitrate (as N)	ug/L	--	--	--	--	--	--	--	--
Nitrite (as N)	ug/L	--	--	--	--	--	--	--	--
pH	s.u.	--	--	--	7.1	--	--	--	--
Sulfate	ug/L	--	--	--	110000	--	--	--	--
Sulfide	ug/L	--	--	--	--	--	--	--	--
Total dissolved solids (TDS)	ug/L	--	--	--	--	--	--	--	--
Total organic carbon (TOC)	ug/L	--	--	--	--	--	--	--	--

Notes
ug/L - Micrograms per litre
"-" - No value
U - Not detected at the associated reporting limit
J - Estimated concentration
UJ - Not detected; associated reporting limit is estimated
R - Rejected
s.u. - Standard units
nc - No criteria
ND - Non Detect (calculation)
BOLD[abc] Concentration exceeds associated screening level
IDEM Appendix A: Screening Levels Remedation Closure Guide - March 25, 2014
a - Exceeds IDEM residential tap screening levels
b - Exceeds IDEM residential vapor exposure screening levels
c - Exceeds IDEM commercial/industrial vapor screening levels

APPENDIX G.3

GROUNDWATER QUALITY DATA
RFI REPORT
FORMER MANUAL TRANSMISSIONS OF MUNCIE FACILITY
MUNCIE, INDIANA

AOI		*AOI 16*	*AOI 16*	*AOI 16*	*AOI 16*	*AOI 16*	*AOI 16*	*AOI 16*	*AOI 16*
Sample Location		*MW-5*	*MW-5*	*MW-5*	*MW-5*	*MW-5*	*MW-5*	*MW-5*	*MW-5*
Sample Identification		*MW-5*	*MW-5*	*MW-5*	*MW-5*	*MW-5*	*GW-17330-101002-EH-010*	*GW-072104-MR-010*	*GW-017330-042705-TP-010*
Sample Date		*3/21/1996*	*5/1/1997*	*10/1/1998*	*4/1/1999*	*3/27/2001*	*10/10/2002*	*7/21/2004*	*4/27/2005*
Sample Depth		-	-	-	-	-	-	-	-
Sample Depth								*Duplicate*	
	Units								
Volatile Organic Compounds (VOCs)									
Acetone	ug/L	U	U	U	U	U	25 UJ	10 U	10 UJ
Benzene	ug/L	U	U	U	U	U	1.0 U	1.0 U	1.0 U
Bromodichloromethane	ug/L	U	U	U	U	U	1.0 U	1.0 U	1.0 U
Bromoform	ug/L	--	--	--	--	--	1.0 U	1.0 U	1.0 U
Bromomethane (Methyl bromide)	ug/L	--	--	--	--	--	1.0 U	1.0 U	1.0 U
2-Butanone (Methyl ethyl ketone) (MEK)	ug/L	U	U	U	U	U	25 U	10 U	10 UJ
Carbon disulfide	ug/L	--	--	--	--	--	5.0 U	1.0 U	1.0 U
Carbon tetrachloride	ug/L	--	--	--	--	--	1.0 U	1.0 U	1.0 U
Chlorobenzene	ug/L	U	U	U	U	U	1.0 U	1.0 U	1.0 U
Chloroethane	ug/L	U	U	U	U	U	1.0 U	1.0 U	1.0 U
2-Chloroethyl vinyl ether	ug/L	U	U	U	U	--	--	--	--
Chloroform (Trichloromethane)	ug/L	U	U	U	U	U	1.0 U	1.0 U	1.0 U
Chloromethane (Methyl chloride)	ug/L	4	U	U	U	U	1.0 U	1.0 U	1.0 U
Cyclohexane	ug/L	--	--	--	--	--	1.0 U	1.0 U	1.0 U
1,2-Dibromo-3-chloropropane (DBCP)	ug/L	--	--	--	--	--	1.0 U	2.0 U	2.0 UJ
Dibromochloromethane	ug/L	--	--	--	--	--	1.0 U	1.0 U	1.0 U
1,2-Dibromoethane (Ethylene dibromide)	ug/L	--	--	--	--	--	1.0 U	1.0 U	1.0 U
1,2-Dichlorobenzene	ug/L	--	--	--	--	--	1.0 U	1.0 U	1.0 U
1,3-Dichlorobenzene	ug/L	--	--	--	--	--	1.0 U	1.0 U	1.0 U
1,4-Dichlorobenzene	ug/L	--	--	--	--	--	1.0 U	1.0 U	1.0 U
Dichlorodifluoromethane (CFC-12)	ug/L	--	--	--	--	--	1.0 U	1.0 U	1.0 U
1,1-Dichloroethane	ug/L	U	U	U	U	U	1.0 U	1.0 U	1.0 U
1,2-Dichloroethane	ug/L	U	U	U	U	U	1.0 U	1.0 U	1.0 U
1,2-Dichloroethene (total)	ug/L	U	U	U	U	--	--	--	--
1,1-Dichloroethene	ug/L	U	U	U	U	U	1.0 U	1.0 U	1.0 U
cis-1,2-Dichloroethene	ug/L	U	U	U	U	U	1.0 U	3.4 J	1.4
trans-1,2-Dichloroethene	ug/L	U	U	U	U	U	1.0 U	1.6 J	0.44 J
1,2-Dichloropropane	ug/L	--	--	--	--	--	1.0 U	1.0 U	1.0 U
cis-1,3-Dichloropropene	ug/L	--	--	--	--	--	1.0 U	1.0 U	1.0 U
trans-1,3-Dichloropropene	ug/L	--	--	--	--	--	1.0 U	1.0 U	1.0 U
Ethylbenzene	ug/L	U	U	U	U	U	1.0 U	1.0 U	1.0 U
2-Hexanone	ug/L	U	U	U	U	U	50 UJ	10 U	10 UJ
Isopropyl benzene	ug/L	--	--	--	--	--	5.0 U	1.0 U	1.0 U
Methyl acetate	ug/L	--	--	--	--	--	10 U	10 U	10 UJ
Methyl cyclohexane	ug/L	--	--	--	--	--	1.0 U	1.0 U	1.0 U
Methyl tert butyl ether (MTBE)	ug/L	--	--	--	--	--	5.0 U	5.0 U	5.0 UJ
4-Methyl-2-pentanone (Methyl isobutyl ketone) (MIBK)	ug/L	--	--	--	--	--	50 U	10 U	10 UJ
Methylene chloride	ug/L	1	U	**7.8 J[a]**	U	U	5.0 U	1.0 U	1.0 U
Styrene	ug/L	--	--	--	--	--	1.0 U	1.0 U	1.0 U
VOCs (Continued)									

APPENDIX G.3

GROUNDWATER QUALITY DATA
RFI REPORT
FORMER MANUAL TRANSMISSIONS OF MUNCIE FACILITY
MUNCIE, INDIANA

AOI		*AOI 16*	*AOI 16*	*AOI 16*	*AOI 16*	*AOI 16*	*AOI 16*	*AOI 16*	*AOI 16*
Sample Location		*MW-5*	*MW-5*	*MW-5*	*MW-5*	*MW-5*	*MW-5*	*MW-5*	*MW-5*
Sample Identification		*MW-5*	*MW-5*	*MW-5*	*MW-5*	*MW-5*	*GW-17330-101002-EH-010*	*GW-072104-MR-010*	*GW-017330-042705-TP-010*
Sample Date		*3/21/1996*	*5/1/1997*	*10/1/1998*	*4/1/1999*	*3/27/2001*	*10/10/2002*	*7/21/2004*	*4/27/2005*
Sample Depth		*-*	*-*	*-*	*-*	*-*	*-*	*-*	*-*
Sample Depth								*Duplicate*	
	Units								
1,1,2,2-Tetrachloroethane	ug/L	--	--	--	--	--	1.0 U	1.0 U	1.0 U
Tetrachloroethene	ug/L	U	U	U	U	U	1.0 U	1.0 U	1.0 U
Toluene	ug/L	U	U	U	U	U	1.0 U	0.18 J	1.0 U
1,2,4-Trichlorobenzene	ug/L	--	--	--	--	--	5.0 U	1.0 U	1.0 U
1,1,1-Trichloroethane	ug/L	U	U	U	U	U	1.0 U	1.0 U	1.0 U
1,1,2-Trichloroethane	ug/L	--	--	--	--	--	1.0 U	1.0 U	1.0 U
Trichloroethene	ug/L	U	U	U	U	U	1.0 U	**8.3 J[a]**	3.6
Trichlorofluoromethane (CFC-11)	ug/L	--	--	--	--	--	1.0 U	1.0 U	1.0 U
Trifluorotrichloroethane (Freon 113)	ug/L	--	--	--	--	--	1.0 U	1.0 U	1.0 U
Vinyl acetate	ug/L	--	--	--	--	--	--	--	--
Vinyl chloride	ug/L	U	U	U	U	U	1.0 U	1.0 U	1.0 U
Xylenes (total)	ug/L	U	U	U	U	U	3.0 U	2.0 U	2.0 U
Semi-Volatile Organic Compounds (SVOCs)									
Acenaphthene	ug/L	--	--	--	--	--	--	0.50 U	0.50 U
Acenaphthylene	ug/L	--	--	--	--	--	--	0.50 U	2.0 U
Acetonitrile	ug/L	--	--	--	--	--	--	--	--
Acetophenone	ug/L	--	--	--	--	--	--	--	--
2-Acetylaminofluorene	ug/L	--	--	--	--	--	--	--	--
Acrolein	ug/L	--	--	--	--	--	--	--	--
Acrylonitrile	ug/L	--	--	--	--	--	--	--	--
Allyl chloride	ug/L	--	--	--	--	--	--	--	--
4-Aminobiphenyl	ug/L	--	--	--	--	--	--	--	--
Aniline	ug/L	--	--	--	--	--	--	--	--
Anthracene	ug/L	--	--	--	--	--	--	0.10 U	0.10 U
Aramite	ug/L	--	--	--	--	--	--	--	--
Atrazine	ug/L	--	--	--	--	--	--	--	--
Benzaldehyde	ug/L	--	--	--	--	--	--	--	--
Benzidine	ug/L	--	--	--	--	--	--	--	--
Benzo(a)anthracene	ug/L	--	--	--	--	--	--	0.080 J	0.10 U
Benzo(a)pyrene	ug/L	--	--	--	--	--	--	0.091 J	0.10 U
Benzo(b)fluoranthene	ug/L	--	--	--	--	--	--	0.13	0.10 U
Benzo(g,h,i)perylene	ug/L	--	--	--	--	--	--	0.10 U	0.10 UJ
Benzo(k)fluoranthene	ug/L	--	--	--	--	--	--	0.082 J	0.10 U
Benzoic acid	ug/L	--	--	--	--	--	--	--	--
Benzyl alcohol	ug/L	--	--	--	--	--	--	--	--
Biphenyl (1,1-Biphenyl)	ug/L	--	--	--	--	--	--	--	--
4-Bromophenyl phenyl ether	ug/L	--	--	--	--	--	--	--	--
Butyl benzylphthalate (BBP)	ug/L	--	--	--	--	--	--	--	--
Caprolactam	ug/L	--	--	--	--	--	--	--	--
Carbazole	ug/L	--	--	--	--	--	--	--	--
4-Chloro-3-methylphenol	ug/L	--	--	--	--	--	--	--	--
4-Chloroaniline	ug/L	--	--	--	--	--	--	--	--
Chlorobenzilate	ug/L	--	--	--	--	--	--	--	--
bis(2-Chloroethoxy)methane	ug/L	--	--	--	--	--	--	--	--
bis(2-Chloroethyl)ether	ug/L	--	--	--	--	--	--	--	--

APPENDIX G.3

GROUNDWATER QUALITY DATA
RFI REPORT
FORMER MANUAL TRANSMISSIONS OF MUNCIE FACILITY
MUNCIE, INDIANA

AOI		*AOI 16*	*AOI 16*	*AOI 16*	*AOI 16*	*AOI 16*	*AOI 16*	*AOI 16*	*AOI 16*
Sample Location		*MW-5*	*MW-5*	*MW-5*	*MW-5*	*MW-5*	*MW-5*	*MW-5*	*MW-5*
Sample Identification		*MW-5*	*MW-5*	*MW-5*	*MW-5*	*MW-5*	*GW-17330-101002-EH-010*	*GW-072104-MR-010*	*GW-017330-042705-TP-010*
Sample Date		*3/21/1996*	*5/1/1997*	*10/1/1998*	*4/1/1999*	*3/27/2001*	*10/10/2002*	*7/21/2004*	*4/27/2005*
Sample Depth		*-*	*-*	*-*	*-*	*-*	*-*	*-*	*-*
Sample Depth								*Duplicate*	
	Units								
2-Chloronaphthalene	ug/L	--	--	--	--	--	--	--	--
2-Chlorophenol	ug/L	--	--	--	--	--	--	--	--
4-Chlorophenyl phenyl ether	ug/L	--	--	--	--	--	--	--	--
Chloroprene	ug/L	--	--	--	--	--	--	--	--
Chrysene	ug/L	--	--	--	--	--	--	0.19	0.10 U
Cresol isomers	ug/L	--	--	--	--	--	--	--	--
Diallate	ug/L	--	--	--	--	--	--	--	--
Dibenz(a,h)anthracene	ug/L	--	--	--	--	--	--	0.10 U	0.10 U
Dibenzofuran	ug/L	--	--	--	--	--	--	--	--
Dibromochloromethane	ug/L	U	U	U	U	U	--	--	--
Dibromomethane	ug/L	--	--	--	--	--	--	--	--
trans-1,4-Dichloro-2-butene	ug/L	--	--	--	--	--	--	--	--
3,3'-Dichlorobenzidine	ug/L	--	--	--	--	--	--	--	--
2,4-Dichlorophenol	ug/L	--	--	--	--	--	--	--	--
2,6-Dichlorophenol	ug/L	--	--	--	--	--	--	--	--
Diethyl phthalate	ug/L	--	--	--	--	--	--	--	--
Dimethoate	ug/L	--	--	--	--	--	--	--	--
Dimethyl phthalate	ug/L	--	--	--	--	--	--	--	--
p-Dimethylaminoazobenzene A	ug/L	--	--	--	--	--	--	--	--
7,12-Dimethylbenz(a)anthracene	ug/L	--	--	--	--	--	--	--	--
3,3-Dimethylbenzidine	ug/L	--	--	--	--	--	--	--	--
a,a-Dimethylphenethylamine	ug/L	--	--	--	--	--	--	--	--
2,4-Dimethylphenol	ug/L	--	--	--	--	--	--	--	--
Di-n-butylphthalate (DBP)	ug/L	--	--	--	--	--	--	--	--
4,6-Dinitro-2-methylphenol	ug/L	--	--	--	--	--	--	--	--
Dinitrobenzene, NOS	ug/L	--	--	--	--	--	--	--	--
2,4-Dinitrophenol	ug/L	--	--	--	--	--	--	--	--
2,4-Dinitrotoluene	ug/L	--	--	--	--	--	--	--	--
2,6-Dinitrotoluene	ug/L	--	--	--	--	--	--	--	--
Di-n-octyl phthalate (DnOP)	ug/L	--	--	--	--	--	--	--	--
1,4-Dioxane	ug/L	--	--	--	--	--	--	--	--
Diphenylamine	ug/L	--	--	--	--	--	--	--	--
1,2-Diphenylhydrazine	ug/L	--	--	--	--	--	--	--	--
Disulfoton	ug/L	--	--	--	--	--	--	--	--

APPENDIX G.3

GROUNDWATER QUALITY DATA
RFI REPORT
FORMER MANUAL TRANSMISSIONS OF MUNCIE FACILITY
MUNCIE, INDIANA

AOI		*AOI 16*	*AOI 16*	*AOI 16*	*AOI 16*	*AOI 16*	*AOI 16*	*AOI 16*	*AOI 16*
Sample Location		*MW-5*	*MW-5*	*MW-5*	*MW-5*	*MW-5*	*MW-5*	*MW-5*	*MW-5*
Sample Identification		*MW-5*	*MW-5*	*MW-5*	*MW-5*	*MW-5*	*GW-17330-101002-EH-010*	*GW-072104-MR-010*	*GW-017330-042705-TP-010*
Sample Date		*3/21/1996*	*5/1/1997*	*10/1/1998*	*4/1/1999*	*3/27/2001*	*10/10/2002*	*7/21/2004*	*4/27/2005*
Sample Depth		*-*	*-*	*-*	*-*	*-*	*-*	*-*	*-*
Sample Depth								*Duplicate*	
	Units								
SVOCs (Continued)									
Ethyl methacrylate	ug/L	--	--	--	--	--	--	--	--
Ethyl methanesulfonate	ug/L	--	--	--	--	--	--	--	--
bis(2-Ethylhexyl)phthalate (DEHP)	ug/L	--	--	--	--	--	--	--	--
Famphur	ug/L	--	--	--	--	--	--	--	--
Fluoranthene	ug/L	--	--	--	--	--	--	0.39	0.10 UJ
Fluorene	ug/L	--	--	--	--	--	--	0.10 U	0.10 U
Hexachlorobenzene	ug/L	--	--	--	--	--	--	--	--
Hexachlorobutadiene	ug/L	--	--	--	--	--	--	--	--
Hexachlorocyclopentadiene	ug/L	--	--	--	--	--	--	--	--
Hexachloroethane	ug/L	--	--	--	--	--	--	--	--
Hexachlorophene A	ug/L	--	--	--	--	--	--	--	--
Hexachloropropene	ug/L	--	--	--	--	--	--	--	--
Indeno(1,2,3-cd)pyrene	ug/L	--	--	--	--	--	--	0.073 J	0.10 UJ
Iodomethane	ug/L	--	--	--	--	--	--	--	--
Isodrin	ug/L	--	--	--	--	--	--	--	--
Isophorone	ug/L	--	--	--	--	--	--	--	--
Isosafrole	ug/L	--	--	--	--	--	--	--	--
Kepone	ug/L	--	--	--	--	--	--	--	--
Methapyrilene	ug/L	--	--	--	--	--	--	--	--
Methyl acrylonitrile	ug/L	--	--	--	--	--	--	--	--
Methyl methacrylate	ug/L	--	--	--	--	--	--	--	--
Methyl methanesulfonate	ug/L	--	--	--	--	--	--	--	--
Methyl parathion	ug/L	--	--	--	--	--	--	--	--
3-Methylcholanthrene	ug/L	--	--	--	--	--	--	--	--
2-Methylnaphthalene	ug/L	--	--	--	--	--	--	--	--
2-Methylphenol	ug/L	--	--	--	--	--	--	--	--
3&4-Methylphenol	ug/L	--	--	--	--	--	--	--	--
4-Methylphenol	ug/L	--	--	--	--	--	--	--	--
Naphthalene	ug/L	--	--	--	--	--	--	1.0 U	1.0 U
1,4-Naphthoquinone	ug/L	--	--	--	--	--	--	--	--
1-Naphthylamine	ug/L	--	--	--	--	--	--	--	--
2-Naphthylamine	ug/L	--	--	--	--	--	--	--	--
2-Nitroaniline	ug/L	--	--	--	--	--	--	--	--
3-Nitroaniline	ug/L	--	--	--	--	--	--	--	--
4-Nitroaniline	ug/L	--	--	--	--	--	--	--	--
Nitrobenzene	ug/L	--	--	--	--	--	--	--	--
2-Nitrophenol	ug/L	--	--	--	--	--	--	--	--
4-Nitrophenol	ug/L	--	--	--	--	--	--	--	--
4-Nitroquinoline-N-oxide	ug/L	--	--	--	--	--	--	--	--
N-Nitrosodi-n-butylamine	ug/L	--	--	--	--	--	--	--	--
N-Nitrosodi-n-propylamine	ug/L	--	--	--	--	--	--	--	--
N-Nitrosodiphenylamine	ug/L	--	--	--	--	--	--	--	--
N-Nitrosodiethylamine	ug/L	--	--	--	--	--	--	--	--
N-Nitrosodimethylamine	ug/L	--	--	--	--	--	--	--	--
N-Nitrosomethylethylamine	ug/L	--	--	--	--	--	--	--	--

APPENDIX G.3

GROUNDWATER QUALITY DATA
RFI REPORT
FORMER MANUAL TRANSMISSIONS OF MUNCIE FACILITY
MUNCIE, INDIANA

AOI		*AOI 16*	*AOI 16*	*AOI 16*	*AOI 16*	*AOI 16*	*AOI 16*	*AOI 16*	*AOI 16*
Sample Location		*MW-5*	*MW-5*	*MW-5*	*MW-5*	*MW-5*	*MW-5*	*MW-5*	*MW-5*
Sample Identification		*MW-5*	*MW-5*	*MW-5*	*MW-5*	*MW-5*	*GW-17330-101002-EH-010*	*GW-072104-MR-010*	*GW-017330-042705-TP-010*
Sample Date		*3/21/1996*	*5/1/1997*	*10/1/1998*	*4/1/1999*	*3/27/2001*	*10/10/2002*	*7/21/2004*	*4/27/2005*
Sample Depth		*-*	*-*	*-*	*-*	*-*	*-*	*-*	*-*
Sample Depth								*Duplicate*	
	Units								
SVOCs (Continued)									
N-Nitrosomorpholine	ug/L	--	--	--	--	--	--	--	--
N-Nitrosopiperidine	ug/L	--	--	--	--	--	--	--	--
N-Nitrosopyrrolidine	ug/L	--	--	--	--	--	--	--	--
2,2'-Oxybis(1-chloropropane) (bis(2-Chloroisopropyl) ether)	ug/L	--	--	--	--	--	--	--	--
Pentachlorobenzene	ug/L	--	--	--	--	--	--	--	--
Pentachloroethane	ug/L	--	--	--	--	--	--	--	--
Pentachloronitrobenzene	ug/L	--	--	--	--	--	--	--	--
Pentachlorophenol	ug/L	--	--	--	--	--	--	--	--
Phenacetin	ug/L	--	--	--	--	--	--	--	--
Phenanthrene	ug/L	--	--	--	--	--	--	0.13	0.10 U
Phenol	ug/L	--	--	--	--	--	--	--	--
p-Phenylenediamine	ug/L	--	--	--	--	--	--	--	--
Phorate	ug/L	--	--	--	--	--	--	--	--
2-Picoline	ug/L	--	--	--	--	--	--	--	--
Pronamide	ug/L	--	--	--	--	--	--	--	--
Propionitrile (ethyl cyanide)	ug/L	--	--	--	--	--	--	--	--
Pyrene	ug/L	--	--	--	--	--	--	0.34	0.10 U
Pyridine	ug/L	--	--	--	--	--	--	--	--
Safrole	ug/L	--	--	--	--	--	--	--	--
1,2,4,5-Tetrachlorobenzene	ug/L	--	--	--	--	--	--	--	--
1,1,1,2-Tetrachloroethane	ug/L	--	--	--	--	--	--	--	--
2,3,4,6-Tetrachlorophenol	ug/L	--	--	--	--	--	--	--	--
Thionazin (O,O-diethyl-O-2-pyrazinyl phosphorothioate)	ug/L	--	--	--	--	--	--	--	--
o-Toluidine A	ug/L	--	--	--	--	--	--	--	--
5-Nitro-2-toluidine	ug/L	--	--	--	--	--	--	--	--
2,4,5-Trichlorophenol	ug/L	--	--	--	--	--	--	--	--
2,4,6-Trichlorophenol	ug/L	--	--	--	--	--	--	--	--
1,2,3-Trichloropropane	ug/L	--	--	--	--	--	--	--	--
0,0,0-Triethylphosphorothioate	ug/L	--	--	--	--	--	--	--	--
1,3,5-Trinitrobenzene	ug/L	--	--	--	--	--	--	--	--
PCBs									
Aroclor-1016 (PCB-1016)	ug/L	--	--	--	--	--	--	--	--
Aroclor-1221 (PCB-1221)	ug/L	--	--	--	--	--	--	--	--
Aroclor-1232 (PCB-1232)	ug/L	--	--	--	--	--	--	--	--
Aroclor-1242 (PCB-1242)	ug/L	--	--	--	--	--	--	--	--
Aroclor-1248 (PCB-1248)	ug/L	--	--	--	--	--	--	--	--
Aroclor-1254 (PCB-1254)	ug/L	--	--	--	--	--	--	--	--
Aroclor-1260 (PCB-1260)	ug/L	--	--	--	--	--	--	--	--
Total PCBs	ug/L	--	--	--	--	--	--	--	--
Total Petroleum Hydrocarbons (TPH)									
Total Petroleum Hydrocarbons - Purgeable (GRO)	ug/L	--	--	--	--	--	--	--	--

APPENDIX G.3

GROUNDWATER QUALITY DATA
RFI REPORT
FORMER MANUAL TRANSMISSIONS OF MUNCIE FACILITY
MUNCIE, INDIANA

AOI		*AOI 16*	*AOI 16*	*AOI 16*	*AOI 16*	*AOI 16*	*AOI 16*	*AOI 16*	*AOI 16*
Sample Location		*MW-5*	*MW-5*	*MW-5*	*MW-5*	*MW-5*	*MW-5*	*MW-5*	*MW-5*
Sample Identification		*MW-5*	*MW-5*	*MW-5*	*MW-5*	*MW-5*	*GW-17330-101002-EH-010*	*GW-072104-MR-010*	*GW-017330-042705-TP-010*
Sample Date		*3/21/1996*	*5/1/1997*	*10/1/1998*	*4/1/1999*	*3/27/2001*	*10/10/2002*	*7/21/2004*	*4/27/2005*
Sample Depth		*-*	*-*	*-*	*-*	*-*	*-*	*-*	*-*
Sample Depth								*Duplicate*	
	Units								
Metals									
Aluminum	ug/L	--	--	--	--	--	--	--	--
Antimony	ug/L	--	--	--	--	--	--	--	--
Arsenic	ug/L	--	--	--	--	--	--	10 U	10 U
Arsenic (dissolved)	ug/L	--	--	--	--	--	--	--	--
Barium	ug/L	--	--	--	--	--	--	79 J	79 J
Barium (dissolved)	ug/L	--	--	--	--	--	--	--	--
Beryllium	ug/L	--	--	--	--	--	--	--	--
Cadmium	ug/L	--	--	--	--	--	--	1 J	5 U
Cadmium (dissolved)	ug/L	--	--	--	--	--	--	--	--
Calcium	ug/L	--	--	--	--	--	--	--	--
Calcium (dissolved)	ug/L	--	--	--	--	--	--	--	--
Chromium	ug/L	--	--	--	--	--	--	2.8 J	10 U
Chromium (dissolved)	ug/L	--	--	--	--	--	--	--	--
Cobalt	ug/L	--	--	--	--	--	--	--	--
Copper	ug/L	--	--	--	--	--	--	--	--
Copper (dissolved)	ug/L	--	--	--	--	--	--	--	--
Iron	ug/L	--	--	--	--	--	--	--	--
Iron (dissolved)	ug/L	--	--	--	--	--	--	--	--
Lead	ug/L	--	--	--	--	--	--	7.3	3 U
Lead (dissolved)	ug/L	--	--	--	--	--	--	--	--
Magnesium	ug/L	--	--	--	--	--	--	--	--
Magnesium (dissolved)	ug/L	--	--	--	--	--	--	--	--
Manganese	ug/L	--	--	--	--	--	--	--	--
Manganese (dissolved)	ug/L	--	--	--	--	--	--	--	--
Mercury	ug/L	--	--	--	--	--	--	0.2 U	0.2 U
Mercury (dissolved)	ug/L	--	--	--	--	--	--	--	--
Nickel	ug/L	--	--	--	--	--	--	--	--
Nickel (dissolved)	ug/L	--	--	--	--	--	--	--	--
Potassium	ug/L	--	--	--	--	--	--	--	--
Selenium	ug/L	--	--	--	--	--	--	5 U	5 U
Selenium (dissolved)	ug/L	--	--	--	--	--	--	--	--
Silver	ug/L	--	--	--	--	--	--	10 U	10 U
Silver (dissolved)	ug/L	--	--	--	--	--	--	--	--
Sodium	ug/L	--	--	--	--	--	--	--	--
Thallium	ug/L	--	--	--	--	--	--	--	--
Vanadium	ug/L	--	--	--	--	--	--	--	--
Zinc	ug/L	--	--	--	--	--	--	--	--
Zinc (dissolved)	ug/L	--	--	--	--	--	--	--	--

APPENDIX G.3

GROUNDWATER QUALITY DATA
RFI REPORT
FORMER MANUAL TRANSMISSIONS OF MUNCIE FACILITY
MUNCIE, INDIANA

AOI		***AOI 16***	***AOI 16***	***AOI 16***	***AOI 16***	***AOI 16***	***AOI 16***	***AOI 16***	***AOI 16***
Sample Location		***MW-5***	***MW-5***	***MW-5***	***MW-5***	***MW-5***	***MW-5***	***MW-5***	***MW-5***
Sample Identification		***MW-5***	***MW-5***	***MW-5***	***MW-5***	***MW-5***	***GW-17330-101002-EH-010***	***GW-072104-MR-010***	***GW-017330-042705-TP-010***
Sample Date		***3/21/1996***	***5/1/1997***	***10/1/1998***	***4/1/1999***	***3/27/2001***	***10/10/2002***	***7/21/2004***	***4/27/2005***
Sample Depth		***-***	***-***	***-***	***-***	***-***	***-***	***-***	***-***
Sample Depth								***Duplicate***	
	Units								
Gas									
Ethane	ug/L	--	--	--	--	--	--	--	--
Ethene	ug/L	--	--	--	--	--	--	--	--
Methane	ug/L	--	--	--	--	--	--	--	--
General Chemistry									
Alkalinity, bicarbonate	ug/L	--	--	--	--	--	--	--	--
Alkalinity, carbonate	ug/L	--	--	--	--	--	--	--	--
Bicarbonate (as CaCO3)	ug/L	--	--	--	--	--	--	--	--
Chloride	ug/L	--	--	--	--	--	--	--	--
Dissolved organic carbon (DOC)	ug/L	--	--	--	--	--	--	--	--
Hardness	ug/L	--	--	--	--	--	--	--	--
Hardness, carbonate	ug/L	--	--	--	--	--	--	--	--
Nitrate (as N)	ug/L	--	--	--	--	--	--	--	--
Nitrite (as N)	ug/L	--	--	--	--	--	--	--	--
pH	s.u.	--	--	--	--	--	--	--	--
Sulfate	ug/L	--	--	--	--	--	--	--	--
Sulfide	ug/L	--	--	--	--	--	--	--	--
Total dissolved solids (TDS)	ug/L	--	--	--	--	--	--	--	--
Total organic carbon (TOC)	ug/L	--	--	--	--	--	--	--	--

Notes

ug/L - Micrograms per litre
"-" - No value
U - Not detected at the associated reporting limit
J - Estimated concentration
UJ - Not detected; associated reporting limit is estimated
R - Rejected
s.u. - Standard units
nc - No criteria
ND - Non Detect (calculation)
BOLD[abc] Concentration exceeds associated screening level
IDEM Appendix A: Screening Levels Remedation Closure Guide - March 25, 2014
a - Exceeds IDEM residential tap screening levels
b - Exceeds IDEM residential vapor exposure screening levels
c - Exceeds IDEM commercial/industrial vapor screening levels

APPENDIX G.3

GROUNDWATER QUALITY DATA
RFI REPORT
FORMER MANUAL TRANSMISSIONS OF MUNCIE FACILITY
MUNCIE, INDIANA

AOI		*AOI 16*	*AOI 16*	*AOI 16*	*AOI 16*	*AOI 16*
Sample Location		*MW-5*	*MW-5*	*MW-5*	*MW-5*	*MW-5*
Sample Identification		*GW-017330-042705-TP-011*	*GW-017330-050906-NH-011*	*GW-017324-111308-NH-013*	*GW-17324-120711-EM-020*	*GW-17324-120711-EM-021*
Sample Date		*4/27/2005*	*5/9/2006*	*11/13/2008*	*12/7/2011*	*12/7/2011*
Sample Depth		*-*	*-*	*-*	*-*	*-*
Sample Depth				*Duplicate*	*Duplicate*	
	Units					
Volatile Organic Compounds (VOCs)						
Acetone	ug/L	10 UJ	10 U	10 U	10 U	10 U
Benzene	ug/L	1.0 U	1 U	1.0 U	0.45 J	0.41 J
Bromodichloromethane	ug/L	1.0 U	1 U	1.0 U	1.0 U	1.0 U
Bromoform	ug/L	1.0 U	1 U	1.0 U	1.0 U	1.0 U
Bromomethane (Methyl bromide)	ug/L	1.0 U	1 U	1.0 U	1.0 U	1.0 U
2-Butanone (Methyl ethyl ketone) (MEK)	ug/L	10 UJ	10 U	10 U	10 U	10 U
Carbon disulfide	ug/L	1.0 U	1 U	1.0 U	1.0 U	1.0 U
Carbon tetrachloride	ug/L	1.0 U	1 U	1.0 U	1.0 U	1.0 U
Chlorobenzene	ug/L	1.0 U	1 U	1.0 U	1.0 U	1.0 U
Chloroethane	ug/L	1.0 U	1 U	1.0 U	1.0 U	1.0 U
2-Chloroethyl vinyl ether	ug/L	--	--	--	--	--
Chloroform (Trichloromethane)	ug/L	1.0 U	1 U	1.0 U	1.0 U	1.0 U
Chloromethane (Methyl chloride)	ug/L	1.0 U	1 U	1.0 U	1.0 U	1.0 U
Cyclohexane	ug/L	1.0 U	--	1.0 U	1.0 U	1.0 U
1,2-Dibromo-3-chloropropane (DBCP)	ug/L	2.0 UJ	--	2.0 U	2.0 U	2.0 U
Dibromochloromethane	ug/L	1.0 U	1 U	1.0 U	1.0 U	1.0 U
1,2-Dibromoethane (Ethylene dibromide)	ug/L	1.0 U	--	1.0 U	1.0 U	1.0 U
1,2-Dichlorobenzene	ug/L	1.0 U	--	1.0 U	1.0 U	1.0 U
1,3-Dichlorobenzene	ug/L	1.0 U	--	1.0 U	1.0 U	1.0 U
1,4-Dichlorobenzene	ug/L	1.0 U	--	1.0 U	1.0 U	1.0 U
Dichlorodifluoromethane (CFC-12)	ug/L	1.0 U	--	1.0 U	1.0 U	1.0 U
1,1-Dichloroethane	ug/L	1.0 U	1 U	1.0 U	1.0 U	1.0 U
1,2-Dichloroethane	ug/L	1.0 U	1 U	1.0 U	1.0 U	1.0 U
1,2-Dichloroethene (total)	ug/L	--	--	--	--	--
1,1-Dichloroethene	ug/L	1.0 U	1 U	1.0 U	1.0 U	1.0 U
cis-1,2-Dichloroethene	ug/L	1.4	2.5	1.0 U	1.0 U	1.0 U
trans-1,2-Dichloroethene	ug/L	0.41 J	1.5	1.0 U	1.0 U	1.0 U
1,2-Dichloropropane	ug/L	1.0 U	1 U	1.0 U	1.0 U	1.0 U
cis-1,3-Dichloropropene	ug/L	1.0 U	1 U	1.0 U	1.0 U	1.0 U
trans-1,3-Dichloropropene	ug/L	1.0 U	1 U	1.0 U	1.0 U	1.0 U
Ethylbenzene	ug/L	1.0 U	1 U	1.0 U	1.0 U	1.0 U
2-Hexanone	ug/L	10 UJ	10 U	10 U	10 U	10 U
Isopropyl benzene	ug/L	1.0 U	--	1.0 U	1.0 U	1.0 U
Methyl acetate	ug/L	10 UJ	--	10 U	10 U	10 U
Methyl cyclohexane	ug/L	1.0 U	--	1.0 U	1.0 U	1.0 U
Methyl tert butyl ether (MTBE)	ug/L	5.0 UJ	--	5.0 U	5.0 U	5.0 U
4-Methyl-2-pentanone (Methyl isobutyl ketone) (MIBK)	ug/L	10 UJ	10 U	10 U	10 U	10 U
Methylene chloride	ug/L	1.0 U	1 UJ	1.0 U	1.0 U	1.0 U
Styrene	ug/L	1.0 U	1 U	1.0 U	1.0 U	1.0 U
VOCs (Continued)						

APPENDIX G.3

GROUNDWATER QUALITY DATA
RFI REPORT
FORMER MANUAL TRANSMISSIONS OF MUNCIE FACILITY
MUNCIE, INDIANA

AOI		*AOI 16*	*AOI 16*	*AOI 16*	*AOI 16*	*AOI 16*
Sample Location		*MW-5*	*MW-5*	*MW-5*	*MW-5*	*MW-5*
Sample Identification		*GW-017330-042705-TP-011*	*GW-017330-050906-NH-011*	*GW-017324-111308-NH-013*	*GW-17324-120711-EM-020*	*GW-17324-120711-EM-021*
Sample Date		*4/27/2005*	*5/9/2006*	*11/13/2008*	*12/7/2011*	*12/7/2011*
Sample Depth		*-*	*-*	*-*	*-*	*-*
Sample Depth				*Duplicate*	*Duplicate*	
	Units					
1,1,2,2-Tetrachloroethane	ug/L	1.0 U	1 U	1.0 U	1.0 U	1.0 U
Tetrachloroethene	ug/L	1.0 U	1 U	1.0 U	1.0 U	1.0 U
Toluene	ug/L	1.0 U	1 U	1.0 U	0.27 J	0.24 J
1,2,4-Trichlorobenzene	ug/L	1.0 U	--	1.0 U	1.0 U	1.0 U
1,1,1-Trichloroethane	ug/L	1.0 U	1 U	1.0 U	1.0 U	1.0 U
1,1,2-Trichloroethane	ug/L	1.0 U	1 U	1.0 U	1.0 U	1.0 U
Trichloroethene	ug/L	3.5	5	1.0 U	0.44 J	0.42 J
Trichlorofluoromethane (CFC-11)	ug/L	1.0 U	--	1.0 U	1.0 U	1.0 U
Trifluorotrichloroethane (Freon 113)	ug/L	1.0 U	--	1.0 U	1.0 U	1.0 U
Vinyl acetate	ug/L	--	--	--	--	--
Vinyl chloride	ug/L	1.0 U	1 U	1.0 U	1.0 U	1.0 U
Xylenes (total)	ug/L	2.0 U	2 U	2.0 U	2.0 U	2.0 U
Semi-Volatile Organic Compounds (SVOCs)						
Acenaphthene	ug/L	0.50 U	0.2 U	0.20 U	--	--
Acenaphthylene	ug/L	2.0 U	0.2 U	0.20 U	--	--
Acetonitrile	ug/L	--	--	--	--	--
Acetophenone	ug/L	--	1 U	1.0 U	--	--
2-Acetylaminofluorene	ug/L	--	--	--	--	--
Acrolein	ug/L	--	--	--	--	--
Acrylonitrile	ug/L	--	--	--	--	--
Allyl chloride	ug/L	--	--	--	--	--
4-Aminobiphenyl	ug/L	--	--	--	--	--
Aniline	ug/L	--	--	--	--	--
Anthracene	ug/L	0.10 U	0.2 U	0.20 U	--	--
Aramite	ug/L	--	--	--	--	--
Atrazine	ug/L	--	1 U	1.0 U	--	--
Benzaldehyde	ug/L	--	1 U	1.0 U	--	--
Benzidine	ug/L	--	--	--	--	--
Benzo(a)anthracene	ug/L	0.10 U	0.2 U	0.20 U	--	--
Benzo(a)pyrene	ug/L	0.10 U	0.2 U	0.20 U	--	--
Benzo(b)fluoranthene	ug/L	0.10 U	0.2 U	0.20 U	--	--
Benzo(g,h,i)perylene	ug/L	0.10 UJ	0.2 U	0.20 U	--	--
Benzo(k)fluoranthene	ug/L	0.10 U	0.2 U	0.20 U	--	--
Benzoic acid	ug/L	--	--	--	--	--
Benzyl alcohol	ug/L	--	--	--	--	--
Biphenyl (1,1-Biphenyl)	ug/L	--	1 U	1.0 U	--	--
4-Bromophenyl phenyl ether	ug/L	--	2 U	2.0 U	--	--
Butyl benzylphthalate (BBP)	ug/L	--	1 U	1.0 U	--	--
Caprolactam	ug/L	--	5 U	5.0 U	--	--
Carbazole	ug/L	--	1 U	1.0 U	--	--
4-Chloro-3-methylphenol	ug/L	--	2 U	2.0 U	--	--
4-Chloroaniline	ug/L	--	2 U	2.0 U	--	--
Chlorobenzilate	ug/L	--	--	--	--	--
bis(2-Chloroethoxy)methane	ug/L	--	1 U	1.0 U	--	--
bis(2-Chloroethyl)ether	ug/L	--	1 U	1.0 U	--	--

APPENDIX G.3

GROUNDWATER QUALITY DATA
RFI REPORT
FORMER MANUAL TRANSMISSIONS OF MUNCIE FACILITY
MUNCIE, INDIANA

AOI		*AOI 16*	*AOI 16*	*AOI 16*	*AOI 16*	*AOI 16*
Sample Location		*MW-5*	*MW-5*	*MW-5*	*MW-5*	*MW-5*
Sample Identification		*GW-017330-042705-TP-011*	*GW-017330-050906-NH-011*	*GW-017324-111308-NH-013*	*GW-17324-120711-EM-020*	*GW-17324-120711-EM-021*
Sample Date		*4/27/2005*	*5/9/2006*	*11/13/2008*	*12/7/2011*	*12/7/2011*
Sample Depth		*-*	*-*	*-*	*-*	*-*
Sample Depth				*Duplicate*	*Duplicate*	
	Units					
2-Chloronaphthalene	ug/L	--	1 U	1.0 U	--	--
2-Chlorophenol	ug/L	--	1 U	1.0 U	--	--
4-Chlorophenyl phenyl ether	ug/L	--	2 U	2.0 U	--	--
Chloroprene	ug/L	--	--	--	--	--
Chrysene	ug/L	0.10 U	0.2 U	0.20 U	--	--
Cresol isomers	ug/L	--	--	--	--	--
Diallate	ug/L	--	--	--	--	--
Dibenz(a,h)anthracene	ug/L	0.10 U	0.2 U	0.20 U	--	--
Dibenzofuran	ug/L	--	1 U	1.0 U	--	--
Dibromochloromethane	ug/L	--	--	--	--	--
Dibromomethane	ug/L	--	--	--	--	--
trans-1,4-Dichloro-2-butene	ug/L	--	--	--	--	--
3,3'-Dichlorobenzidine	ug/L	--	5 U	5.0 U	--	--
2,4-Dichlorophenol	ug/L	--	2 U	2.0 U	--	--
2,6-Dichlorophenol	ug/L	--	--	--	--	--
Diethyl phthalate	ug/L	--	1 U	1.0 U	--	--
Dimethoate	ug/L	--	--	--	--	--
Dimethyl phthalate	ug/L	--	1 U	1.0 U	--	--
p-Dimethylaminoazobenzene A	ug/L	--	--	--	--	--
7,12-Dimethylbenz(a)anthracene	ug/L	--	--	--	--	--
3,3-Dimethylbenzidine	ug/L	--	--	--	--	--
a,a-Dimethylphenethylamine	ug/L	--	--	--	--	--
2,4-Dimethylphenol	ug/L	--	2 U	2.0 U	--	--
Di-n-butylphthalate (DBP)	ug/L	--	1 U	1.0 U	--	--
4,6-Dinitro-2-methylphenol	ug/L	--	5 U	5.0 U	--	--
Dinitrobenzene, NOS	ug/L	--	--	--	--	--
2,4-Dinitrophenol	ug/L	--	5 UJ	5.0 U	--	--
2,4-Dinitrotoluene	ug/L	--	5 U	5.0 U	--	--
2,6-Dinitrotoluene	ug/L	--	5 U	5.0 U	--	--
Di-n-octyl phthalate (DnOP)	ug/L	--	1 U	1.0 U	--	--
1,4-Dioxane	ug/L	--	--	--	--	--
Diphenylamine	ug/L	--	--	--	--	--
1,2-Diphenylhydrazine	ug/L	--	--	--	--	--
Disulfoton	ug/L	--	--	--	--	--

APPENDIX G.3

GROUNDWATER QUALITY DATA
RFI REPORT
FORMER MANUAL TRANSMISSIONS OF MUNCIE FACILITY
MUNCIE, INDIANA

AOI		*AOI 16*	*AOI 16*	*AOI 16*	*AOI 16*	*AOI 16*
Sample Location		*MW-5*	*MW-5*	*MW-5*	*MW-5*	*MW-5*
Sample Identification		*GW-017330-042705-TP-011*	*GW-017330-050906-NH-011*	*GW-017324-111308-NH-013*	*GW-17324-120711-EM-020*	*GW-17324-120711-EM-021*
Sample Date		*4/27/2005*	*5/9/2006*	*11/13/2008*	*12/7/2011*	*12/7/2011*
Sample Depth		*-*	*-*	*-*	*-*	*-*
Sample Depth				*Duplicate*	*Duplicate*	
	Units					
SVOCs (Continued)						
Ethyl methacrylate	ug/L	--	--	--	--	--
Ethyl methanesulfonate	ug/L	--	--	--	--	--
bis(2-Ethylhexyl)phthalate (DEHP)	ug/L	--	1 U	2.0 U	--	--
Famphur	ug/L	--	--	--	--	--
Fluoranthene	ug/L	0.10 UJ	0.2 U	0.20 U	--	--
Fluorene	ug/L	0.10 U	0.2 U	0.20 U	--	--
Hexachlorobenzene	ug/L	--	0.2 U	0.20 U	--	--
Hexachlorobutadiene	ug/L	--	1 U	1.0 U	--	--
Hexachlorocyclopentadiene	ug/L	--	10 U	10 U	--	--
Hexachloroethane	ug/L	--	1 U	1.0 U	--	--
Hexachlorophene A	ug/L	--	--	--	--	--
Hexachloropropene	ug/L	--	--	--	--	--
Indeno(1,2,3-cd)pyrene	ug/L	0.10 UJ	0.2 U	0.20 U	--	--
Iodomethane	ug/L	--	--	--	--	--
Isodrin	ug/L	--	--	--	--	--
Isophorone	ug/L	--	1 U	1.0 U	--	--
Isosafrole	ug/L	--	--	--	--	--
Kepone	ug/L	--	--	--	--	--
Methapyrilene	ug/L	--	--	--	--	--
Methyl acrylonitrile	ug/L	--	--	--	--	--
Methyl methacrylate	ug/L	--	--	--	--	--
Methyl methanesulfonate	ug/L	--	--	--	--	--
Methyl parathion	ug/L	--	--	--	--	--
3-Methylcholanthrene	ug/L	--	--	--	--	--
2-Methylnaphthalene	ug/L	--	0.2 U	0.20 U	--	--
2-Methylphenol	ug/L	--	1 U	1.0 U	--	--
3&4-Methylphenol	ug/L	--	--	--	--	--
4-Methylphenol	ug/L	--	1 U	1.0 U	--	--
Naphthalene	ug/L	1.0 U	0.2 U	0.20 U	--	--
1,4-Naphthoquinone	ug/L	--	--	--	--	--
1-Naphthylamine	ug/L	--	--	--	--	--
2-Naphthylamine	ug/L	--	--	--	--	--
2-Nitroaniline	ug/L	--	2 U	2.0 U	--	--
3-Nitroaniline	ug/L	--	2 U	2.0 U	--	--
4-Nitroaniline	ug/L	--	2 U	2.0 U	--	--
Nitrobenzene	ug/L	--	1 U	1.0 U	--	--
2-Nitrophenol	ug/L	--	2 U	2.0 U	--	--
4-Nitrophenol	ug/L	--	5 U	5.0 U	--	--
4-Nitroquinoline-N-oxide	ug/L	--	--	--	--	--
N-Nitrosodi-n-butylamine	ug/L	--	--	--	--	--
N-Nitrosodi-n-propylamine	ug/L	--	1 U	1.0 U	--	--
N-Nitrosodiphenylamine	ug/L	--	1 U	1.0 U	--	--
N-Nitrosodiethylamine	ug/L	--	--	--	--	--
N-Nitrosodimethylamine	ug/L	--	--	--	--	--
N-Nitrosomethylethylamine	ug/L	--	--	--	--	--

APPENDIX G.3

GROUNDWATER QUALITY DATA
RFI REPORT
FORMER MANUAL TRANSMISSIONS OF MUNCIE FACILITY
MUNCIE, INDIANA

AOI		*AOI 16*	*AOI 16*	*AOI 16*	*AOI 16*	*AOI 16*
Sample Location		*MW-5*	*MW-5*	*MW-5*	*MW-5*	*MW-5*
Sample Identification		*GW-017330-042705-TP-011*	*GW-017330-050906-NH-011*	*GW-017324-111308-NH-013*	*GW-17324-120711-EM-020*	*GW-17324-120711-EM-021*
Sample Date		*4/27/2005*	*5/9/2006*	*11/13/2008*	*12/7/2011*	*12/7/2011*
Sample Depth		*-*	*-*	*-*	*-*	*-*
Sample Depth				*Duplicate*	*Duplicate*	
	Units					
SVOCs (Continued)						
N-Nitrosomorpholine	ug/L	--	--	--	--	--
N-Nitrosopiperidine	ug/L	--	--	--	--	--
N-Nitrosopyrrolidine	ug/L	--	--	--	--	--
2,2'-Oxybis(1-chloropropane) (bis(2-Chloroisopropyl) ether)	ug/L	--	1 U	1.0 U	--	--
Pentachlorobenzene	ug/L	--	--	--	--	--
Pentachloroethane	ug/L	--	--	--	--	--
Pentachloronitrobenzene	ug/L	--	--	--	--	--
Pentachlorophenol	ug/L	--	5 U	5.0 U	--	--
Phenacetin	ug/L	--	--	--	--	--
Phenanthrene	ug/L	0.10 U	0.2 U	0.20 U	--	--
Phenol	ug/L	--	1 U	1.0 U	--	--
p-Phenylenediamine	ug/L	--	--	--	--	--
Phorate	ug/L	--	--	--	--	--
2-Picoline	ug/L	--	--	--	--	--
Pronamide	ug/L	--	--	--	--	--
Propionitrile (ethyl cyanide)	ug/L	--	--	--	--	--
Pyrene	ug/L	0.10 U	0.2 U	0.20 U	--	--
Pyridine	ug/L	--	--	--	--	--
Safrole	ug/L	--	--	--	--	--
1,2,4,5-Tetrachlorobenzene	ug/L	--	--	--	--	--
1,1,1,2-Tetrachloroethane	ug/L	--	--	--	--	--
2,3,4,6-Tetrachlorophenol	ug/L	--	--	--	--	--
Thionazin (O,O-diethyl-O-2-pyrazinyl phosphorothioate)	ug/L	--	--	--	--	--
o-Toluidine A	ug/L	--	--	--	--	--
5-Nitro-2-toluidine	ug/L	--	--	--	--	--
2,4,5-Trichlorophenol	ug/L	--	5 U	5.0 U	--	--
2,4,6-Trichlorophenol	ug/L	--	5 U	5.0 U	--	--
1,2,3-Trichloropropane	ug/L	--	--	--	--	--
0,0,0-Triethylphosphorothioate	ug/L	--	--	--	--	--
1,3,5-Trinitrobenzene	ug/L	--	--	--	--	--
PCBs						
Aroclor-1016 (PCB-1016)	ug/L	--	--	--	0.48 U	0.48 U
Aroclor-1221 (PCB-1221)	ug/L	--	--	--	0.48 U	0.48 U
Aroclor-1232 (PCB-1232)	ug/L	--	--	--	0.48 U	0.48 U
Aroclor-1242 (PCB-1242)	ug/L	--	--	--	0.48 U	0.48 U
Aroclor-1248 (PCB-1248)	ug/L	--	--	--	0.48 U	0.48 U
Aroclor-1254 (PCB-1254)	ug/L	--	--	--	0.48 U	0.48 U
Aroclor-1260 (PCB-1260)	ug/L	--	--	--	0.48 U	0.48 U
Total PCBs	ug/L	--	--	--	ND	ND
Total Petroleum Hydrocarbons (TPH)						
Total Petroleum Hydrocarbons - Purgeable (GRO)	ug/L	--	--	--	--	--

APPENDIX G.3

GROUNDWATER QUALITY DATA
RFI REPORT
FORMER MANUAL TRANSMISSIONS OF MUNCIE FACILITY
MUNCIE, INDIANA

AOI		*AOI 16*	*AOI 16*	*AOI 16*	*AOI 16*	*AOI 16*
Sample Location		*MW-5*	*MW-5*	*MW-5*	*MW-5*	*MW-5*
Sample Identification		*GW-017330-042705-TP-011*	*GW-017330-050906-NH-011*	*GW-017324-111308-NH-013*	*GW-17324-120711-EM-020*	*GW-17324-120711-EM-021*
Sample Date		*4/27/2005*	*5/9/2006*	*11/13/2008*	*12/7/2011*	*12/7/2011*
Sample Depth		*-*	*-*	*-*	*-*	*-*
Sample Depth				*Duplicate*	*Duplicate*	
	Units					
Metals						
Aluminum	ug/L	--	--	--	--	--
Antimony	ug/L	--	--	--	--	--
Arsenic	ug/L	10 U	10 U	10.0 U	--	--
Arsenic (dissolved)	ug/L	--	10 U	10.0 U	--	--
Barium	ug/L	71 J	85.7 J	200 U	--	--
Barium (dissolved)	ug/L	--	80.3 J	200 U	--	--
Beryllium	ug/L	--	--	--	--	--
Cadmium	ug/L	5 U	5 U	5.0 U	--	--
Cadmium (dissolved)	ug/L	--	5 U	5.0 U	--	--
Calcium	ug/L	--	--	--	--	--
Calcium (dissolved)	ug/L	--	--	--	--	--
Chromium	ug/L	10 U	10 U	10.0 U	--	--
Chromium (dissolved)	ug/L	--	10 U	10.0 U	--	--
Cobalt	ug/L	--	--	--	--	--
Copper	ug/L	--	--	--	--	--
Copper (dissolved)	ug/L	--	--	--	--	--
Iron	ug/L	--	--	--	--	--
Iron (dissolved)	ug/L	--	--	--	--	--
Lead	ug/L	3 U	3 U	3.0 U	--	--
Lead (dissolved)	ug/L	--	3 U	3.0 U	--	--
Magnesium	ug/L	--	--	--	--	--
Magnesium (dissolved)	ug/L	--	--	--	--	--
Manganese	ug/L	--	--	--	--	--
Manganese (dissolved)	ug/L	--	--	--	--	--
Mercury	ug/L	0.2 U	0.2 U	0.20 U	--	--
Mercury (dissolved)	ug/L	--	0.2 U	0.20 U	--	--
Nickel	ug/L	--	--	--	--	--
Nickel (dissolved)	ug/L	--	--	--	--	--
Potassium	ug/L	--	--	--	--	--
Selenium	ug/L	5 U	5 U	5.0 U	--	--
Selenium (dissolved)	ug/L	--	5 U	5.0 U	--	--
Silver	ug/L	10 U	10 U	10.0 U	--	--
Silver (dissolved)	ug/L	--	10 U	10.0 U	--	--
Sodium	ug/L	--	--	--	--	--
Thallium	ug/L	--	--	--	--	--
Vanadium	ug/L	--	--	--	--	--
Zinc	ug/L	--	--	--	--	--
Zinc (dissolved)	ug/L	--	--	--	--	--

APPENDIX G.3

GROUNDWATER QUALITY DATA
RFI REPORT
FORMER MANUAL TRANSMISSIONS OF MUNCIE FACILITY
MUNCIE, INDIANA

AOI		***AOI 16***	***AOI 16***	***AOI 16***	***AOI 16***	***AOI 16***
Sample Location		***MW-5***	***MW-5***	***MW-5***	***MW-5***	***MW-5***
Sample Identification		***GW-017330-042705-TP-011***	***GW-017330-050906-NH-011***	***GW-017324-111308-NH-013***	***GW-17324-120711-EM-020***	***GW-17324-120711-EM-021***
Sample Date		***4/27/2005***	***5/9/2006***	***11/13/2008***	***12/7/2011***	***12/7/2011***
Sample Depth		***-***	***-***	***-***	***-***	***-***
Sample Depth				***Duplicate***	***Duplicate***	
	Units					
Gas						
Ethane	ug/L	--	--	--	--	--
Ethene	ug/L	--	--	--	--	--
Methane	ug/L	--	--	--	--	--
General Chemistry						
Alkalinity, bicarbonate	ug/L	--	--	--	--	--
Alkalinity, carbonate	ug/L	--	--	--	--	--
Bicarbonate (as CaCO3)	ug/L	--	--	--	--	--
Chloride	ug/L	--	--	--	--	--
Dissolved organic carbon (DOC)	ug/L	--	--	--	--	--
Hardness	ug/L	--	--	--	--	--
Hardness, carbonate	ug/L	--	--	--	--	--
Nitrate (as N)	ug/L	--	--	--	--	--
Nitrite (as N)	ug/L	--	--	--	--	--
pH	s.u.	--	--	--	--	--
Sulfate	ug/L	--	--	--	--	--
Sulfide	ug/L	--	--	--	--	--
Total dissolved solids (TDS)	ug/L	--	--	--	--	--
Total organic carbon (TOC)	ug/L	--	--	--	--	--

Notes
ug/L - Micrograms per litre
"-" - No value
U - Not detected at the associated reporting limit
J - Estimated concentration
UJ - Not detected; associated reporting limit is estimated
R - Rejected
s.u. - Standard units
nc - No criteria
ND - Non Detect (calculation)
BOLD[abc] Concentration exceeds associated screening level
IDEM Appendix A: Screening Levels Remedation Closure Guide - March 25, 2014
a - Exceeds IDEM residential tap screening levels
b - Exceeds IDEM residential vapor exposure screening levels
c - Exceeds IDEM commercial/industrial vapor screening levels

APPENDIX G.3

GROUNDWATER QUALITY DATA
RFI REPORT
FORMER MANUAL TRANSMISSIONS OF MUNCIE FACILITY
MUNCIE, INDIANA

AOI		*AOI 16*	*AOI 16*	*AOI 16*	*AOI 16*	*AOI 16*	*AOI 16*	*AOI 16*	*AOI 16*	*AOI 16*
Sample Location		*MW-5*	*MW-6*	*MW-6*	*MW-6*	*MW-6*	*MW-6*	*MW-6*	*MW-6*	*MW-6*
Sample Identification		*GW-017324-050614-SM-029*	*MW-100 (Dup of MW-6)*	*MW-6*	*MW-6*	*MW-6*	*MW-6*	*MW-6*	*MW-6*	*MW-6*
Sample Date		*5/6/2014*	*11/1/1988*	*11/1/1988*	*12/1/1988*	*10/1/1989*	*1/1/1990*	*7/11/1990*	*12/1/1991*	*6/1/1994*
Sample Depth		-	-	-	-	-	-	-	-	-
Sample Depth										
	Units									
Volatile Organic Compounds (VOCs)										
Acetone	ug/L	1.6 J	10 U	10 U	U	U	U	11	U	U
Benzene	ug/L	1.0 U	5 U	5 U	U	U	--	2 U	U	U
Bromodichloromethane	ug/L	1.0 U	5 U	5 U	U	U	--	2 U	U	U
Bromoform	ug/L	1.0 U	5 U	5 U	--	--	--	2 U	--	--
Bromomethane (Methyl bromide)	ug/L	1.0 U	10 U	10 U	--	--	--	2 U	--	--
2-Butanone (Methyl ethyl ketone) (MEK)	ug/L	10 U	10 U	10 U	U	U	U	10 U	U	U
Carbon disulfide	ug/L	1.0 U	5 U	5 U	--	--	U	2 U	--	--
Carbon tetrachloride	ug/L	1.0 U	5 U	5 U	--	--	--	2 U	--	--
Chlorobenzene	ug/L	1.0 U	5 U	5 U	U	U	--	2 U	U	U
Chloroethane	ug/L	1.0 U	100	70	70	60	60	53	1400	U
2-Chloroethyl vinyl ether	ug/L	--	10 U	10 U	U	--	--	--	--	U
Chloroform (Trichloromethane)	ug/L	1.0 U	50 U	50 U	U	U	U	2 U	U	U
Chloromethane (Methyl chloride)	ug/L	1.0 U	10 U	10 U	U	U	--	2 U	U	U
Cyclohexane	ug/L	1.0 U	--	--	--	--	--	--	--	--
1,2-Dibromo-3-chloropropane (DBCP)	ug/L	2.0 U	--	--	--	--	--	--	--	--
Dibromochloromethane	ug/L	1.0 U	--	--	--	--	--	--	--	--
1,2-Dibromoethane (Ethylene dibromide)	ug/L	1.0 U	--	--	--	--	--	--	--	--
1,2-Dichlorobenzene	ug/L	1.0 U	10 U	10 U	--	--	--	2 U	--	--
1,3-Dichlorobenzene	ug/L	1.0 U	10 U	10 U	--	--	--	2 U	--	--
1,4-Dichlorobenzene	ug/L	1.0 U	10 U	10 U	--	--	--	2 U	--	--
Dichlorodifluoromethane (CFC-12)	ug/L	1.0 U	--	--	--	--	--	--	--	--
1,1-Dichloroethane	ug/L	1.0 U	9	7	7	U	U	2 U	**29[a]**	U
1,2-Dichloroethane	ug/L	1.0 U	**9[a]**	**7[a]**	**7[a]**	**9[a]**	**9[a]**	**8[a]**	**16[a]**	5
1,2-Dichloroethene (total)	ug/L	--	--	--	U	8	8	8	U	U
1,1-Dichloroethene	ug/L	1.0 U	5 U	5 U	U	U	--	2 U	U	2
cis-1,2-Dichloroethene	ug/L	1.0 U	--	--	U	U	--	--	--	9
trans-1,2-Dichloroethene	ug/L	1.0 U	9	7	7	U	--	--	U	1
1,2-Dichloropropane	ug/L	1.0 U	--	--	--	--	--	2 U	--	--
cis-1,3-Dichloropropene	ug/L	1.0 U	--	--	--	--	--	2 U	--	--
trans-1,3-Dichloropropene	ug/L	1.0 U	5 U	5 U	--	--	--	2 U	--	--
Ethylbenzene	ug/L	1.0 U	5 U	5 U	U	U	--	2 U	U	U
2-Hexanone	ug/L	10 U	10 U	10 U	U	U	--	2 U	--	U
Isopropyl benzene	ug/L	1.0 U	--	--	--	--	--	--	--	--
Methyl acetate	ug/L	10 U	--	--	--	--	--	--	--	--
Methyl cyclohexane	ug/L	1.0 U	--	--	--	--	--	--	--	--
Methyl tert butyl ether (MTBE)	ug/L	1.0 U	--	--	--	--	--	--	--	--
4-Methyl-2-pentanone (Methyl isobutyl ketone) (MIBK)	ug/L	10 U	10 U	10 U	--	--	--	2 U	--	--
Methylene chloride	ug/L	1.0 U	5 U	5 U	U	U	U	**6[a]**	U	U
Styrene	ug/L	1.0 U	5 U	5 U	--	--	--	2 U	--	--
VOCs (Continued)										

APPENDIX G.3

GROUNDWATER QUALITY DATA
RFI REPORT
FORMER MANUAL TRANSMISSIONS OF MUNCIE FACILITY
MUNCIE, INDIANA

AOI		*AOI 16*	*AOI 16*	*AOI 16*	*AOI 16*	*AOI 16*	*AOI 16*	*AOI 16*	*AOI 16*	*AOI 16*
Sample Location		*MW-5*	*MW-6*	*MW-6*	*MW-6*	*MW-6*	*MW-6*	*MW-6*	*MW-6*	*MW-6*
Sample Identification		*GW-017324-050614-SM-029*	*MW-100 (Dup of MW-6)*	*MW-6*	*MW-6*	*MW-6*	*MW-6*	*MW-6*	*MW-6*	*MW-6*
Sample Date		*5/6/2014*	*11/1/1988*	*11/1/1988*	*12/1/1988*	*10/1/1989*	*1/1/1990*	*7/11/1990*	*12/1/1991*	*6/1/1994*
Sample Depth		-	-	-	-	-	-	-	-	-
Sample Depth										
	Units									
1,1,2,2-Tetrachloroethane	ug/L	1.0 U	5 U	5 U	--	--	--	2 U	--	--
Tetrachloroethene	ug/L	1.0 U	5 U	5 U	U	U	U	2 U	U	U
Toluene	ug/L	1.0 U	5 U	5 U	U	U	U	2 U	U	U
1,2,4-Trichlorobenzene	ug/L	1.0 U	10 U	10 U	--	--	--	--	--	--
1,1,1-Trichloroethane	ug/L	1.0 U	5 U	5 U	U	U	U	2 U	U	U
1,1,2-Trichloroethane	ug/L	1.0 U	5 U	5 U	--	--	--	2 U	--	--
Trichloroethene	ug/L	1.0 U	5 U	5 U	U	U	U	2 U	U	U
Trichlorofluoromethane (CFC-11)	ug/L	1.0 U	--	--	--	--	--	2 U	--	--
Trifluorotrichloroethane (Freon 113)	ug/L	1.0 U	--	--	--	--	--	--	--	--
Vinyl acetate	ug/L	--	10 U	10 U	--	--	--	2 U	--	--
Vinyl chloride	ug/L	0.29 J	10 U	10 U	U	U	U	2 U	U	1
Xylenes (total)	ug/L	2.0 U	5 U	5 U	U	U	--	2 U	U	U
Semi-Volatile Organic Compounds (SVOCs)										
Acenaphthene	ug/L	--	10 U	10 U	--	--	--	--	--	--
Acenaphthylene	ug/L	--	10 U	10 U	--	--	--	--	--	--
Acetonitrile	ug/L	--	--	--	--	--	--	--	--	--
Acetophenone	ug/L	--	--	--	--	--	--	--	--	--
2-Acetylaminofluorene	ug/L	--	--	--	--	--	--	--	--	--
Acrolein	ug/L	--	--	--	--	--	--	--	--	--
Acrylonitrile	ug/L	--	--	--	--	--	--	--	--	--
Allyl chloride	ug/L	--	--	--	--	--	--	--	--	--
4-Aminobiphenyl	ug/L	--	--	--	--	--	--	--	--	--
Aniline	ug/L	--	--	--	--	--	--	--	--	--
Anthracene	ug/L	--	10 U	10 U	--	--	--	--	--	--
Aramite	ug/L	--	--	--	--	--	--	--	--	--
Atrazine	ug/L	--	--	--	--	--	--	--	--	--
Benzaldehyde	ug/L	--	--	--	--	--	--	--	--	--
Benzidine	ug/L	--	--	--	--	--	--	--	--	--
Benzo(a)anthracene	ug/L	--	10 U	10 U	--	--	--	--	--	--
Benzo(a)pyrene	ug/L	--	10 U	10 U	--	--	--	--	--	--
Benzo(b)fluoranthene	ug/L	--	10 U	10 U	--	--	--	--	--	--
Benzo(g,h,i)perylene	ug/L	--	10 U	10 U	--	--	--	--	--	--
Benzo(k)fluoranthene	ug/L	--	10 U	10 U	--	--	--	--	--	--
Benzoic acid	ug/L	--	50 U	50 U	--	--	--	--	--	--
Benzyl alcohol	ug/L	--	--	--	--	--	--	--	--	--
Biphenyl (1,1-Biphenyl)	ug/L	--	--	--	--	--	--	--	--	--
4-Bromophenyl phenyl ether	ug/L	--	10 U	10 U	--	--	--	--	--	--
Butyl benzylphthalate (BBP)	ug/L	--	10 U	10 U	--	--	--	--	--	--
Caprolactam	ug/L	--	--	--	--	--	--	--	--	--
Carbazole	ug/L	--	--	--	--	--	--	--	--	--
4-Chloro-3-methylphenol	ug/L	--	10 U	10 U	--	--	--	--	--	--
4-Chloroaniline	ug/L	--	--	--	--	--	--	--	--	--
Chlorobenzilate	ug/L	--	--	--	--	--	--	--	--	--
bis(2-Chloroethoxy)methane	ug/L	--	10 U	10 U	--	--	--	--	--	--
bis(2-Chloroethyl)ether	ug/L	--	10 U	10 U	--	--	--	--	--	--

APPENDIX G.3

GROUNDWATER QUALITY DATA
RFI REPORT
FORMER MANUAL TRANSMISSIONS OF MUNCIE FACILITY
MUNCIE, INDIANA

AOI		*AOI 16*	*AOI 16*	*AOI 16*	*AOI 16*	*AOI 16*	*AOI 16*	*AOI 16*	*AOI 16*	*AOI 16*
Sample Location		*MW-5*	*MW-6*	*MW-6*	*MW-6*	*MW-6*	*MW-6*	*MW-6*	*MW-6*	*MW-6*
Sample Identification		*GW-017324-050614-SM-029*	*MW-100 (Dup of MW-6)*	*MW-6*	*MW-6*	*MW-6*	*MW-6*	*MW-6*	*MW-6*	*MW-6*
Sample Date		*5/6/2014*	*11/1/1988*	*11/1/1988*	*12/1/1988*	*10/1/1989*	*1/1/1990*	*7/11/1990*	*12/1/1991*	*6/1/1994*
Sample Depth		-	-	-	-	-	-	-	-	-
Sample Depth										
	Units									
2-Chloronaphthalene	ug/L	--	10 U	10 U	--	--	--	--	--	--
2-Chlorophenol	ug/L	--	10 U	10 U	--	--	--	--	--	--
4-Chlorophenyl phenyl ether	ug/L	--	10 U	10 U	--	--	--	--	--	--
Chloroprene	ug/L	--	--	--	--	--	--	--	--	--
Chrysene	ug/L	--	10 U	10 U	--	--	--	--	--	--
Cresol isomers	ug/L	--	--	--	--	--	--	--	--	--
Diallate	ug/L	--	--	--	--	--	--	--	--	--
Dibenz(a,h)anthracene	ug/L	--	10 U	10 U	--	--	--	--	--	--
Dibenzofuran	ug/L	--	--	--	--	--	--	--	--	--
Dibromochloromethane	ug/L	--	5 U	5 U	U	U	--	2 U	U	U
Dibromomethane	ug/L	--	--	--	--	--	--	--	--	--
trans-1,4-Dichloro-2-butene	ug/L	--	--	--	--	--	--	--	--	--
3,3'-Dichlorobenzidine	ug/L	--	20 U	20 U	--	--	--	--	--	--
2,4-Dichlorophenol	ug/L	--	10 U	10 U	--	--	--	--	--	--
2,6-Dichlorophenol	ug/L	--	--	--	--	--	--	--	--	--
Diethyl phthalate	ug/L	--	10 U	10 U	--	--	--	--	--	--
Dimethoate	ug/L	--	--	--	--	--	--	--	--	--
Dimethyl phthalate	ug/L	--	10 U	10 U	--	--	--	--	--	--
p-Dimethylaminoazobenzene A	ug/L	--	--	--	--	--	--	--	--	--
7,12-Dimethylbenz(a)anthracene	ug/L	--	--	--	--	--	--	--	--	--
3,3-Dimethylbenzidine	ug/L	--	--	--	--	--	--	--	--	--
a,a-Dimethylphenethylamine	ug/L	--	--	--	--	--	--	--	--	--
2,4-Dimethylphenol	ug/L	--	10 U	10 U	--	--	--	--	--	--
Di-n-butylphthalate (DBP)	ug/L	--	10 U	10 U	--	--	--	--	--	--
4,6-Dinitro-2-methylphenol	ug/L	--	50 U	50 U	--	--	--	--	--	--
Dinitrobenzene, NOS	ug/L	--	--	--	--	--	--	--	--	--
2,4-Dinitrophenol	ug/L	--	50 U	50 U	--	--	--	--	--	--
2,4-Dinitrotoluene	ug/L	--	10 U	10 U	--	--	--	--	--	--
2,6-Dinitrotoluene	ug/L	--	10 U	10 U	--	--	--	--	--	--
Di-n-octyl phthalate (DnOP)	ug/L	--	10 U	10 U	--	--	--	--	--	--
1,4-Dioxane	ug/L	--	--	--	--	--	--	--	--	--
Diphenylamine	ug/L	--	--	--	--	--	--	--	--	--
1,2-Diphenylhydrazine	ug/L	--	--	--	--	--	--	--	--	--
Disulfoton	ug/L	--	--	--	--	--	--	--	--	--

APPENDIX G.3

GROUNDWATER QUALITY DATA
RFI REPORT
FORMER MANUAL TRANSMISSIONS OF MUNCIE FACILITY
MUNCIE, INDIANA

AOI		*AOI 16*	*AOI 16*	*AOI 16*	*AOI 16*	*AOI 16*	*AOI 16*	*AOI 16*	*AOI 16*	*AOI 16*
Sample Location		*MW-5*	*MW-6*	*MW-6*	*MW-6*	*MW-6*	*MW-6*	*MW-6*	*MW-6*	*MW-6*
Sample Identification		*GW-017324-050614-SM-029*	*MW-100 (Dup of MW-6)*	*MW-6*	*MW-6*	*MW-6*	*MW-6*	*MW-6*	*MW-6*	*MW-6*
Sample Date		*5/6/2014*	*11/1/1988*	*11/1/1988*	*12/1/1988*	*10/1/1989*	*1/1/1990*	*7/11/1990*	*12/1/1991*	*6/1/1994*
Sample Depth		*-*	*-*	*-*	*-*	*-*	*-*	*-*	*-*	*-*
Sample Depth										
	Units									
SVOCs (Continued)										
Ethyl methacrylate	ug/L	--	--	--	--	--	--	--	--	--
Ethyl methanesulfonate	ug/L	--	--	--	--	--	--	--	--	--
bis(2-Ethylhexyl)phthalate (DEHP)	ug/L	--	10 U	10 U	--	--	--	--	--	--
Famphur	ug/L	--	--	--	--	--	--	--	--	--
Fluoranthene	ug/L	--	10 U	10 U	--	--	--	--	--	--
Fluorene	ug/L	--	10 U	10 U	--	--	--	--	--	--
Hexachlorobenzene	ug/L	--	10 U	10 U	--	--	--	--	--	--
Hexachlorobutadiene	ug/L	--	10 U	10 U	--	--	--	--	--	--
Hexachlorocyclopentadiene	ug/L	--	10 U	10 U	--	--	--	--	--	--
Hexachloroethane	ug/L	--	10 U	10 U	--	--	--	--	--	--
Hexachlorophene A	ug/L	--	--	--	--	--	--	--	--	--
Hexachloropropene	ug/L	--	--	--	--	--	--	--	--	--
Indeno(1,2,3-cd)pyrene	ug/L	--	10 U	10 U	--	--	--	--	--	--
Iodomethane	ug/L	--	--	--	--	--	--	--	--	--
Isodrin	ug/L	--	--	--	--	--	--	--	--	--
Isophorone	ug/L	--	10 U	10 U	--	--	--	--	--	--
Isosafrole	ug/L	--	--	--	--	--	--	--	--	--
Kepone	ug/L	--	--	--	--	--	--	--	--	--
Methapyrilene	ug/L	--	--	--	--	--	--	--	--	--
Methyl acrylonitrile	ug/L	--	--	--	--	--	--	--	--	--
Methyl methacrylate	ug/L	--	--	--	--	--	--	--	--	--
Methyl methanesulfonate	ug/L	--	--	--	--	--	--	--	--	--
Methyl parathion	ug/L	--	--	--	--	--	--	--	--	--
3-Methylcholanthrene	ug/L	--	--	--	--	--	--	--	--	--
2-Methylnaphthalene	ug/L	--	10 U	10 U	--	--	--	--	--	--
2-Methylphenol	ug/L	--	10 U	10 U	--	--	--	--	--	--
3&4-Methylphenol	ug/L	--	--	--	--	--	--	--	--	--
4-Methylphenol	ug/L	--	10 U	10 U	--	--	--	--	--	--
Naphthalene	ug/L	--	10 U	10 U	--	--	--	--	--	--
1,4-Naphthoquinone	ug/L	--	--	--	--	--	--	--	--	--
1-Naphthylamine	ug/L	--	--	--	--	--	--	--	--	--
2-Naphthylamine	ug/L	--	--	--	--	--	--	--	--	--
2-Nitroaniline	ug/L	--	50 U	50 U	--	--	--	--	--	--
3-Nitroaniline	ug/L	--	50 U	50 U	--	--	--	--	--	--
4-Nitroaniline	ug/L	--	50 U	50 U	--	--	--	--	--	--
Nitrobenzene	ug/L	--	10 U	10 U	--	--	--	--	--	--
2-Nitrophenol	ug/L	--	10 U	10 U	--	--	--	--	--	--
4-Nitrophenol	ug/L	--	50 U	50 U	--	--	--	--	--	--
4-Nitroquinoline-N-oxide	ug/L	--	--	--	--	--	--	--	--	--
N-Nitrosodi-n-butylamine	ug/L	--	--	--	--	--	--	--	--	--
N-Nitrosodi-n-propylamine	ug/L	--	10 U	10 U	--	--	--	--	--	--
N-Nitrosodiphenylamine	ug/L	--	10 U	10 U	--	--	--	--	--	--
N-Nitrosodiethylamine	ug/L	--	--	--	--	--	--	--	--	--
N-Nitrosodimethylamine	ug/L	--	10 U	10 U	--	--	--	--	--	--
N-Nitrosomethylethylamine	ug/L	--	--	--	--	--	--	--	--	--

APPENDIX G.3

GROUNDWATER QUALITY DATA
RFI REPORT
FORMER MANUAL TRANSMISSIONS OF MUNCIE FACILITY
MUNCIE, INDIANA

AOI		*AOI 16*	*AOI 16*	*AOI 16*	*AOI 16*	*AOI 16*	*AOI 16*	*AOI 16*	*AOI 16*	*AOI 16*
Sample Location		*MW-5*	*MW-6*	*MW-6*	*MW-6*	*MW-6*	*MW-6*	*MW-6*	*MW-6*	*MW-6*
Sample Identification		*GW-017324-050614-SM-029*	*MW-100 (Dup of MW-6)*	*MW-6*	*MW-6*	*MW-6*	*MW-6*	*MW-6*	*MW-6*	*MW-6*
Sample Date		*5/6/2014*	*11/1/1988*	*11/1/1988*	*12/1/1988*	*10/1/1989*	*1/1/1990*	*7/11/1990*	*12/1/1991*	*6/1/1994*
Sample Depth		*-*	*-*	*-*	*-*	*-*	*-*	*-*	*-*	*-*
Sample Depth										
	Units									
SVOCs (Continued)										
N-Nitrosomorpholine	ug/L	--	--	--	--	--	--	--	--	--
N-Nitrosopiperidine	ug/L	--	--	--	--	--	--	--	--	--
N-Nitrosopyrrolidine	ug/L	--	--	--	--	--	--	--	--	--
2,2'-Oxybis(1-chloropropane) (bis(2-Chloroisopropyl) ether)	ug/L	--	10 U	10 U	--	--	--	--	--	--
Pentachlorobenzene	ug/L	--	--	--	--	--	--	--	--	--
Pentachloroethane	ug/L	--	--	--	--	--	--	--	--	--
Pentachloronitrobenzene	ug/L	--	--	--	--	--	--	--	--	--
Pentachlorophenol	ug/L	--	50 U	50 U	--	--	--	--	--	--
Phenacetin	ug/L	--	--	--	--	--	--	--	--	--
Phenanthrene	ug/L	--	10 U	10 U	--	--	--	--	--	--
Phenol	ug/L	--	10 U	10 U	--	--	--	--	--	--
p-Phenylenediamine	ug/L	--	--	--	--	--	--	--	--	--
Phorate	ug/L	--	--	--	--	--	--	--	--	--
2-Picoline	ug/L	--	--	--	--	--	--	--	--	--
Pronamide	ug/L	--	--	--	--	--	--	--	--	--
Propionitrile (ethyl cyanide)	ug/L	--	--	--	--	--	--	--	--	--
Pyrene	ug/L	--	10 U	10 U	--	--	--	--	--	--
Pyridine	ug/L	--	--	--	--	--	--	--	--	--
Safrole	ug/L	--	--	--	--	--	--	--	--	--
1,2,4,5-Tetrachlorobenzene	ug/L	--	--	--	--	--	--	--	--	--
1,1,1,2-Tetrachloroethane	ug/L	--	--	--	--	--	--	--	--	--
2,3,4,6-Tetrachlorophenol	ug/L	--	--	--	--	--	--	--	--	--
Thionazin (O,O-diethyl-O-2-pyrazinyl phosphorothioate)	ug/L	--	--	--	--	--	--	--	--	--
o-Toluidine A	ug/L	--	--	--	--	--	--	--	--	--
5-Nitro-2-toluidine	ug/L	--	--	--	--	--	--	--	--	--
2,4,5-Trichlorophenol	ug/L	--	50 U	50 U	--	--	--	--	--	--
2,4,6-Trichlorophenol	ug/L	--	10 U	10 U	--	--	--	--	--	--
1,2,3-Trichloropropane	ug/L	--	--	--	--	--	--	--	--	--
0,0,0-Triethylphosphorothioate	ug/L	--	--	--	--	--	--	--	--	--
1,3,5-Trinitrobenzene	ug/L	--	--	--	--	--	--	--	--	--
PCBs										
Aroclor-1016 (PCB-1016)	ug/L	0.48 U	--	--	--	--	--	--	--	--
Aroclor-1221 (PCB-1221)	ug/L	0.48 U	--	--	--	--	--	--	--	--
Aroclor-1232 (PCB-1232)	ug/L	0.48 U	--	--	--	--	--	--	--	--
Aroclor-1242 (PCB-1242)	ug/L	0.48 U	--	--	--	--	--	--	--	--
Aroclor-1248 (PCB-1248)	ug/L	0.48 U	200 U	200 U	--	--	--	--	--	--
Aroclor-1254 (PCB-1254)	ug/L	0.48 U	--	--	--	--	--	--	--	--
Aroclor-1260 (PCB-1260)	ug/L	0.48 U	--	--	--	--	--	--	--	--
Total PCBs	ug/L	ND	200 U	200 U	--	--	--	--	--	--
Total Petroleum Hydrocarbons (TPH)										
Total Petroleum Hydrocarbons - Purgeable (GRO)	ug/L	--	--	--	--	--	--	--	--	--

APPENDIX G.3

GROUNDWATER QUALITY DATA
RFI REPORT
FORMER MANUAL TRANSMISSIONS OF MUNCIE FACILITY
MUNCIE, INDIANA

AOI		*AOI 16*	*AOI 16*	*AOI 16*	*AOI 16*	*AOI 16*	*AOI 16*	*AOI 16*	*AOI 16*	*AOI 16*
Sample Location		*MW-5*	*MW-6*	*MW-6*	*MW-6*	*MW-6*	*MW-6*	*MW-6*	*MW-6*	*MW-6*
Sample Identification		*GW-017324-050614-SM-029*	*MW-100 (Dup of MW-6)*	*MW-6*	*MW-6*	*MW-6*	*MW-6*	*MW-6*	*MW-6*	*MW-6*
Sample Date		*5/6/2014*	*11/1/1988*	*11/1/1988*	*12/1/1988*	*10/1/1989*	*1/1/1990*	*7/11/1990*	*12/1/1991*	*6/1/1994*
Sample Depth		*-*	*-*	*-*	*-*	*-*	*-*	*-*	*-*	*-*
Sample Depth										
	Units									
Metals										
Aluminum	ug/L	--	--	--	--	--	--	--	--	--
Antimony	ug/L	--	--	--	--	--	--	--	--	--
Arsenic	ug/L	--	--	--	--	--	--	--	--	--
Arsenic (dissolved)	ug/L	--	50 U	50 U	--	--	--	--	--	--
Barium	ug/L	--	--	--	--	--	--	--	--	--
Barium (dissolved)	ug/L	--	230	250	--	--	--	--	--	--
Beryllium	ug/L	--	--	--	--	--	--	--	--	--
Cadmium	ug/L	--	--	--	--	--	--	--	--	--
Cadmium (dissolved)	ug/L	--	5 U	5 U	--	--	--	--	--	--
Calcium	ug/L	--	--	--	--	--	--	--	--	--
Calcium (dissolved)	ug/L	--	--	--	--	--	--	--	--	--
Chromium	ug/L	--	--	--	--	--	--	--	--	--
Chromium (dissolved)	ug/L	--	10 U	10 U	--	--	--	--	--	--
Cobalt	ug/L	--	--	--	--	--	--	--	--	--
Copper	ug/L	--	--	--	--	--	--	--	--	--
Copper (dissolved)	ug/L	--	50 U	50 U	--	--	--	--	--	--
Iron	ug/L	--	--	--	--	--	--	--	--	--
Iron (dissolved)	ug/L	--	--	--	--	--	--	--	--	--
Lead	ug/L	--	--	--	--	--	--	--	--	--
Lead (dissolved)	ug/L	--	50 U	50 U	--	--	--	--	--	--
Magnesium	ug/L	--	--	--	--	--	--	--	--	--
Magnesium (dissolved)	ug/L	--	--	--	--	--	--	--	--	--
Manganese	ug/L	--	--	--	--	--	--	--	--	--
Manganese (dissolved)	ug/L	--	--	--	--	--	--	--	--	--
Mercury	ug/L	--	--	--	--	--	--	--	--	--
Mercury (dissolved)	ug/L	--	1 U	1 U	--	--	--	--	--	--
Nickel	ug/L	--	--	--	--	--	--	--	--	--
Nickel (dissolved)	ug/L	--	50 U	100	--	--	--	--	--	--
Potassium	ug/L	--	--	--	--	--	--	--	--	--
Selenium	ug/L	--	--	--	--	--	--	--	--	--
Selenium (dissolved)	ug/L	--	100 U	100 U	--	--	--	--	--	--
Silver	ug/L	--	--	--	--	--	--	--	--	--
Silver (dissolved)	ug/L	--	5 U	5 U	--	--	--	--	--	--
Sodium	ug/L	--	--	--	--	--	--	--	--	--
Thallium	ug/L	--	--	--	--	--	--	--	--	--
Vanadium	ug/L	--	--	--	--	--	--	--	--	--
Zinc	ug/L	--	--	--	--	--	--	--	--	--
Zinc (dissolved)	ug/L	--	20	10 U	--	--	--	--	--	--

APPENDIX G.3

GROUNDWATER QUALITY DATA
RFI REPORT
FORMER MANUAL TRANSMISSIONS OF MUNCIE FACILITY
MUNCIE, INDIANA

AOI		***AOI 16***	***AOI 16***	***AOI 16***	***AOI 16***	***AOI 16***	***AOI 16***	***AOI 16***	***AOI 16***	***AOI 16***
Sample Location		***MW-5***	***MW-6***	***MW-6***	***MW-6***	***MW-6***	***MW-6***	***MW-6***	***MW-6***	***MW-6***
Sample Identification		***GW-017324-050614-SM-029***	***MW-100 (Dup of MW-6)***	***MW-6***	***MW-6***	***MW-6***	***MW-6***	***MW-6***	***MW-6***	***MW-6***
Sample Date		***5/6/2014***	***11/1/1988***	***11/1/1988***	***12/1/1988***	***10/1/1989***	***1/1/1990***	***7/11/1990***	***12/1/1991***	***6/1/1994***
Sample Depth		-	-	-	-	-	-	-	-	-
Sample Depth										
	Units									
Gas										
Ethane	ug/L	--	--	--	--	--	--	--	--	--
Ethene	ug/L	--	--	--	--	--	--	--	--	--
Methane	ug/L	--	--	--	--	--	--	--	--	--
General Chemistry										
Alkalinity, bicarbonate	ug/L	--	--	--	--	--	--	--	--	--
Alkalinity, carbonate	ug/L	--	--	--	--	--	--	--	--	--
Bicarbonate (as CaCO3)	ug/L	--	--	--	--	--	--	--	--	--
Chloride	ug/L	--	--	--	--	--	--	--	--	--
Dissolved organic carbon (DOC)	ug/L	--	--	--	--	--	--	--	--	--
Hardness	ug/L	--	--	--	--	--	--	--	--	--
Hardness, carbonate	ug/L	--	--	--	--	--	--	--	--	--
Nitrate (as N)	ug/L	--	--	--	--	--	--	--	--	--
Nitrite (as N)	ug/L	--	--	--	--	--	--	--	--	--
pH	s.u.	--	7	7.1	--	--	--	--	--	--
Sulfate	ug/L	--	110000	100000	--	--	--	--	--	--
Sulfide	ug/L	--	--	--	--	--	--	--	--	--
Total dissolved solids (TDS)	ug/L	--	--	--	--	--	--	--	--	--
Total organic carbon (TOC)	ug/L	--	--	--	--	--	--	--	--	--

Notes

ug/L - Micrograms per litre
"-" - No value
U - Not detected at the associated reporting limit
J - Estimated concentration
UJ - Not detected; associated reporting limit is estimated
R - Rejected
s.u. - Standard units
nc - No criteria
ND - Non Detect (calculation)
BOLD[abc] Concentration exceeds associated screening level
IDEM Appendix A: Screening Levels Remedation Closure Guide - March 25, 2014
a - Exceeds IDEM residential tap screening levels
b - Exceeds IDEM residential vapor exposure screening levels
c - Exceeds IDEM commercial/industrial vapor screening levels

APPENDIX G.3

GROUNDWATER QUALITY DATA
RFI REPORT
FORMER MANUAL TRANSMISSIONS OF MUNCIE FACILITY
MUNCIE, INDIANA

AOI		*AOI 16*	*AOI 16*	*AOI 16*	*AOI 16*	*AOI 16*	*AOI 16*	*AOI 16*	*AOI 16*	*AOI 16*
Sample Location		*MW-6*	*MW-6*	*MW-6*	*MW-6*	*MW-6*	*MW-6*	*MW-10*	*MW-10*	*MW-10*
Sample Identification		*MW-6*	*MW-6*	*MW-6*	*MW-6*	*GW-17330-101002-EH-016*	*GW-017330-051006-PK-016*	*MW-10*	*MW-10(ABANDONED)*	*MW-10*
Sample Date		*10/1/1998*	*4/1/1999*	*10/1/2000*	*3/27/2001*	*10/10/2002*	*5/10/2006*	*1/1/1989*	*1/1/1989*	*1/1/1990*
Sample Depth		-	-	-	-	-	-	-	-	-
Sample Depth									*Duplicate*	
	Units									
Volatile Organic Compounds (VOCs)										
Acetone	ug/L	U	U	U	U	25 UJ	10 U	--	U	U
Benzene	ug/L	U	U	U	U	1.0 U	1 U	--	U	--
Bromodichloromethane	ug/L	U	U	U	U	1.0 U	1 U	--	U	--
Bromoform	ug/L	--	--	--	--	1.0 U	1 U	--	--	--
Bromomethane (Methyl bromide)	ug/L	--	--	--	--	1.0 U	1 U	--	--	--
2-Butanone (Methyl ethyl ketone) (MEK)	ug/L	U	U	U	U	25 U	10 U	--	U	U
Carbon disulfide	ug/L	--	--	--	--	5.0 U	1 U	--	--	U
Carbon tetrachloride	ug/L	--	--	--	--	1.0 U	1 U	--	--	--
Chlorobenzene	ug/L	U	U	U	U	1.0 U	1 U	--	U	--
Chloroethane	ug/L	U	U	U	U	1.0 U	1 U	--	U	U
2-Chloroethyl vinyl ether	ug/L	U	U	U	--	--	--	--	--	--
Chloroform (Trichloromethane)	ug/L	U	U	U	U	1.0 U	1 U	--	U	U
Chloromethane (Methyl chloride)	ug/L	U	U	U	U	1.0 U	1 U	--	U	--
Cyclohexane	ug/L	--	--	--	--	1.0 U	--	--	--	--
1,2-Dibromo-3-chloropropane (DBCP)	ug/L	--	--	--	--	1.0 U	--	--	--	--
Dibromochloromethane	ug/L	U	U	--	U	1.0 U	1 U	--	U	--
1,2-Dibromoethane (Ethylene dibromide)	ug/L	--	--	--	--	1.0 U	--	--	--	--
1,2-Dichlorobenzene	ug/L	--	--	--	--	1.0 U	--	--	--	--
1,3-Dichlorobenzene	ug/L	--	--	--	--	1.0 U	--	--	--	--
1,4-Dichlorobenzene	ug/L	--	--	--	--	1.0 U	--	--	--	--
Dichlorodifluoromethane (CFC-12)	ug/L	--	--	--	--	1.0 U	--	--	--	--
1,1-Dichloroethane	ug/L	1.2	1.6	2	1.6	0.68 J	0.32 J	--	U	U
1,2-Dichloroethane	ug/L	3.1	2	4.6	3.2	1.2	0.89 J	--	U	U
1,2-Dichloroethene (total)	ug/L	2.2	U	U	--	--	--	--	U	U
1,1-Dichloroethene	ug/L	U	2.5	5.5	1.7	0.83 J	0.44 J	--	U	--
cis-1,2-Dichloroethene	ug/L	10	7.4	15	9	4.8	3.7	--	U	--
trans-1,2-Dichloroethene	ug/L	U	U	1.1	U	1.0 U	1 U	--	U	--
1,2-Dichloropropane	ug/L	--	--	--	--	1.0 U	1 U	--	--	--
cis-1,3-Dichloropropene	ug/L	--	--	--	--	1.0 U	1 U	--	--	--
trans-1,3-Dichloropropene	ug/L	--	--	--	--	1.0 U	1 U	--	--	--
Ethylbenzene	ug/L	U	U	U	U	1.0 U	1 U	--	U	--
2-Hexanone	ug/L	U	U	U	U	50 UJ	10 U	--	U	--
Isopropyl benzene	ug/L	--	--	--	--	5.0 U	--	--	--	--
Methyl acetate	ug/L	--	--	--	--	10 U	--	--	--	--
Methyl cyclohexane	ug/L	--	--	--	--	1.0 U	--	--	--	--
Methyl tert butyl ether (MTBE)	ug/L	--	--	--	--	5.0 U	--	--	--	--
4-Methyl-2-pentanone (Methyl isobutyl ketone) (MIBK)	ug/L	--	--	--	--	50 U	10 U	--	--	--
Methylene chloride	ug/L	**7.8 J**[a]	U	U	U	5.0 U	1 U	--	U	U
Styrene	ug/L	--	--	--	--	1.0 U	0.6 J	--	--	--
VOCs (Continued)										

APPENDIX G.3

GROUNDWATER QUALITY DATA
RFI REPORT
FORMER MANUAL TRANSMISSIONS OF MUNCIE FACILITY
MUNCIE, INDIANA

AOI		*AOI 16*	*AOI 16*	*AOI 16*	*AOI 16*	*AOI 16*	*AOI 16*	*AOI 16*	*AOI 16*	*AOI 16*
Sample Location		*MW-6*	*MW-6*	*MW-6*	*MW-6*	*MW-6*	*MW-6*	*MW-10*	*MW-10*	*MW-10*
Sample Identification		*MW-6*	*MW-6*	*MW-6*	*MW-6*	*GW-17330-101002-EH-016*	*GW-017330-051006-PK-016*	*MW-10*	*MW-10(ABANDONED)*	*MW-10*
Sample Date		*10/1/1998*	*4/1/1999*	*10/1/2000*	*3/27/2001*	*10/10/2002*	*5/10/2006*	*1/1/1989*	*1/1/1989*	*1/1/1990*
Sample Depth		-	-	-	-	-	-	-	-	-
Sample Depth									*Duplicate*	
	Units									
1,1,2,2-Tetrachloroethane	ug/L	--	--	--	--	1.0 U	1 U	--	--	--
Tetrachloroethene	ug/L	U	U	U	U	1.0 U	1 U	--	U	U
Toluene	ug/L	U	U	U	U	1.0 U	1 U	--	U	U
1,2,4-Trichlorobenzene	ug/L	--	--	--	--	5.0 U	--	--	--	--
1,1,1-Trichloroethane	ug/L	U	U	U	U	1.0 U	1 U	--	U	U
1,1,2-Trichloroethane	ug/L	--	--	--	--	1.0 U	1 U	--	--	--
Trichloroethene	ug/L	U	U	1.1	U	0.48 J	1 U	--	U	U
Trichlorofluoromethane (CFC-11)	ug/L	--	--	--	--	1.0 U	--	--	--	--
Trifluorotrichloroethane (Freon 113)	ug/L	--	--	--	--	1.0 U	--	--	--	--
Vinyl acetate	ug/L	--	--	--	--	--	--	--	--	--
Vinyl chloride	ug/L	**2.4**[ab]	U	**3.4**[ab]	**2.4**[ab]	0.93 J	**2.7**[ab]	--	U	U
Xylenes (total)	ug/L	U	U	U	U	3.0 U	2 U	--	U	--
Semi-Volatile Organic Compounds (SVOCs)										
Acenaphthene	ug/L	--	--	--	--	--	0.2 U	--	--	--
Acenaphthylene	ug/L	--	--	--	--	--	0.2 U	U	--	U
Acetonitrile	ug/L	--	--	--	--	--	--	--	--	--
Acetophenone	ug/L	--	--	--	--	--	1 U	--	--	--
2-Acetylaminofluorene	ug/L	--	--	--	--	--	--	--	--	--
Acrolein	ug/L	--	--	--	--	--	--	--	--	--
Acrylonitrile	ug/L	--	--	--	--	--	--	--	--	--
Allyl chloride	ug/L	--	--	--	--	--	--	--	--	--
4-Aminobiphenyl	ug/L	--	--	--	--	--	--	--	--	--
Aniline	ug/L	--	--	--	--	--	--	--	--	--
Anthracene	ug/L	--	--	--	--	--	0.2 U	U	--	U
Aramite	ug/L	--	--	--	--	--	--	--	--	--
Atrazine	ug/L	--	--	--	--	--	1 U	--	--	--
Benzaldehyde	ug/L	--	--	--	--	--	1 U	--	--	--
Benzidine	ug/L	--	--	--	--	--	--	--	--	--
Benzo(a)anthracene	ug/L	--	--	--	--	--	0.2 U	U	--	U
Benzo(a)pyrene	ug/L	--	--	--	--	--	0.2 U	U	--	U
Benzo(b)fluoranthene	ug/L	--	--	--	--	--	0.2 U	U	--	U
Benzo(g,h,i)perylene	ug/L	--	--	--	--	--	0.2 U	U	--	U
Benzo(k)fluoranthene	ug/L	--	--	--	--	--	0.2 U	U	--	U
Benzoic acid	ug/L	--	--	--	--	--	--	--	--	--
Benzyl alcohol	ug/L	--	--	--	--	--	--	--	--	--
Biphenyl (1,1-Biphenyl)	ug/L	--	--	--	--	--	1 U	--	--	--
4-Bromophenyl phenyl ether	ug/L	--	--	--	--	--	2 U	--	--	--
Butyl benzylphthalate (BBP)	ug/L	--	--	--	--	--	1 U	--	--	--
Caprolactam	ug/L	--	--	--	--	--	5 U	--	--	--
Carbazole	ug/L	--	--	--	--	--	1 U	--	--	--
4-Chloro-3-methylphenol	ug/L	--	--	--	--	--	2 U	--	--	--
4-Chloroaniline	ug/L	--	--	--	--	--	2 U	--	--	--
Chlorobenzilate	ug/L	--	--	--	--	--	--	--	--	--
bis(2-Chloroethoxy)methane	ug/L	--	--	--	--	--	1 U	--	--	--
bis(2-Chloroethyl)ether	ug/L	--	--	--	--	--	1 U	--	--	--

APPENDIX G.3

GROUNDWATER QUALITY DATA
RFI REPORT
FORMER MANUAL TRANSMISSIONS OF MUNCIE FACILITY
MUNCIE, INDIANA

AOI		*AOI 16*	*AOI 16*	*AOI 16*	*AOI 16*	*AOI 16*	*AOI 16*	*AOI 16*	*AOI 16*	*AOI 16*
Sample Location		*MW-6*	*MW-6*	*MW-6*	*MW-6*	*MW-6*	*MW-6*	*MW-10*	*MW-10*	*MW-10*
Sample Identification		*MW-6*	*MW-6*	*MW-6*	*MW-6*	*GW-17330-101002-EH-016*	*GW-017330-051006-PK-016*	*MW-10*	*MW-10(ABANDONED)*	*MW-10*
Sample Date		*10/1/1998*	*4/1/1999*	*10/1/2000*	*3/27/2001*	*10/10/2002*	*5/10/2006*	*1/1/1989*	*1/1/1989*	*1/1/1990*
Sample Depth		*-*	*-*	*-*	*-*	*-*	*-*	*-*	*-*	*-*
Sample Depth									*Duplicate*	
	Units									
2-Chloronaphthalene	ug/L	--	--	--	--	--	1 U	--	--	--
2-Chlorophenol	ug/L	--	--	--	--	--	1 U	--	--	--
4-Chlorophenyl phenyl ether	ug/L	--	--	--	--	--	2 U	--	--	--
Chloroprene	ug/L	--	--	--	--	--	--	--	--	--
Chrysene	ug/L	--	--	--	--	--	0.2 U	U	--	U
Cresol isomers	ug/L	--	--	--	--	--	--	--	--	--
Diallate	ug/L	--	--	--	--	--	--	--	--	--
Dibenz(a,h)anthracene	ug/L	--	--	--	--	--	0.2 U	U	--	U
Dibenzofuran	ug/L	--	--	--	--	--	1 U	--	--	--
Dibromochloromethane	ug/L	--	--	U	--	--	--	--	--	--
Dibromomethane	ug/L	--	--	--	--	--	--	--	--	--
trans-1,4-Dichloro-2-butene	ug/L	--	--	--	--	--	--	--	--	--
3,3'-Dichlorobenzidine	ug/L	--	--	--	--	--	5 U	--	--	--
2,4-Dichlorophenol	ug/L	--	--	--	--	--	2 U	--	--	--
2,6-Dichlorophenol	ug/L	--	--	--	--	--	--	--	--	--
Diethyl phthalate	ug/L	--	--	--	--	--	1 U	--	--	--
Dimethoate	ug/L	--	--	--	--	--	--	--	--	--
Dimethyl phthalate	ug/L	--	--	--	--	--	1 U	--	--	--
p-Dimethylaminoazobenzene A	ug/L	--	--	--	--	--	--	--	--	--
7,12-Dimethylbenz(a)anthracene	ug/L	--	--	--	--	--	--	--	--	--
3,3-Dimethylbenzidine	ug/L	--	--	--	--	--	--	--	--	--
a,a-Dimethylphenethylamine	ug/L	--	--	--	--	--	--	--	--	--
2,4-Dimethylphenol	ug/L	--	--	--	--	--	2 U	--	--	--
Di-n-butylphthalate (DBP)	ug/L	--	--	--	--	--	1 U	--	--	--
4,6-Dinitro-2-methylphenol	ug/L	--	--	--	--	--	5 U	--	--	--
Dinitrobenzene, NOS	ug/L	--	--	--	--	--	--	--	--	--
2,4-Dinitrophenol	ug/L	--	--	--	--	--	5 U	--	--	--
2,4-Dinitrotoluene	ug/L	--	--	--	--	--	5 U	--	--	--
2,6-Dinitrotoluene	ug/L	--	--	--	--	--	5 U	--	--	--
Di-n-octyl phthalate (DnOP)	ug/L	--	--	--	--	--	1 U	--	--	--
1,4-Dioxane	ug/L	--	--	--	--	--	--	--	--	--
Diphenylamine	ug/L	--	--	--	--	--	--	--	--	--
1,2-Diphenylhydrazine	ug/L	--	--	--	--	--	--	--	--	--
Disulfoton	ug/L	--	--	--	--	--	--	--	--	--

APPENDIX G.3

GROUNDWATER QUALITY DATA
RFI REPORT
FORMER MANUAL TRANSMISSIONS OF MUNCIE FACILITY
MUNCIE, INDIANA

AOI		*AOI 16*	*AOI 16*	*AOI 16*	*AOI 16*	*AOI 16*	*AOI 16*	*AOI 16*	*AOI 16*	*AOI 16*
Sample Location		*MW-6*	*MW-6*	*MW-6*	*MW-6*	*MW-6*	*MW-6*	*MW-10*	*MW-10*	*MW-10*
Sample Identification		*MW-6*	*MW-6*	*MW-6*	*MW-6*	*GW-17330-101002-EH-016*	*GW-017330-051006-PK-016*	*MW-10*	*MW-10(ABANDONED)*	*MW-10*
Sample Date		*10/1/1998*	*4/1/1999*	*10/1/2000*	*3/27/2001*	*10/10/2002*	*5/10/2006*	*1/1/1989*	*1/1/1989*	*1/1/1990*
Sample Depth		*-*	*-*	*-*	*-*	*-*	*-*	*-*	*-*	*-*
Sample Depth									*Duplicate*	
	Units									
SVOCs (Continued)										
Ethyl methacrylate	ug/L	--	--	--	--	--	--	--	--	--
Ethyl methanesulfonate	ug/L	--	--	--	--	--	--	--	--	--
bis(2-Ethylhexyl)phthalate (DEHP)	ug/L	--	--	--	--	--	1 U	U	--	U
Famphur	ug/L	--	--	--	--	--	--	--	--	--
Fluoranthene	ug/L	--	--	--	--	--	0.2 U	U	--	U
Fluorene	ug/L	--	--	--	--	--	0.2 U	U	--	U
Hexachlorobenzene	ug/L	--	--	--	--	--	0.2 U	--	--	--
Hexachlorobutadiene	ug/L	--	--	--	--	--	1 U	--	--	--
Hexachlorocyclopentadiene	ug/L	--	--	--	--	--	10 U	--	--	--
Hexachloroethane	ug/L	--	--	--	--	--	1 U	--	--	--
Hexachlorophene A	ug/L	--	--	--	--	--	--	--	--	--
Hexachloropropene	ug/L	--	--	--	--	--	--	--	--	--
Indeno(1,2,3-cd)pyrene	ug/L	--	--	--	--	--	0.2 U	U	--	U
Iodomethane	ug/L	--	--	--	--	--	--	--	--	--
Isodrin	ug/L	--	--	--	--	--	--	--	--	--
Isophorone	ug/L	--	--	--	--	--	1 U	--	--	--
Isosafrole	ug/L	--	--	--	--	--	--	--	--	--
Kepone	ug/L	--	--	--	--	--	--	--	--	--
Methapyrilene	ug/L	--	--	--	--	--	--	--	--	--
Methyl acrylonitrile	ug/L	--	--	--	--	--	--	--	--	--
Methyl methacrylate	ug/L	--	--	--	--	--	--	--	--	--
Methyl methanesulfonate	ug/L	--	--	--	--	--	--	--	--	--
Methyl parathion	ug/L	--	--	--	--	--	--	--	--	--
3-Methylcholanthrene	ug/L	--	--	--	--	--	--	--	--	--
2-Methylnaphthalene	ug/L	--	--	--	--	--	0.2 U	--	--	--
2-Methylphenol	ug/L	--	--	--	--	--	1 U	--	--	--
3&4-Methylphenol	ug/L	--	--	--	--	--	--	--	--	--
4-Methylphenol	ug/L	--	--	--	--	--	1 U	--	--	--
Naphthalene	ug/L	--	--	--	--	--	0.2 U	U	--	U
1,4-Naphthoquinone	ug/L	--	--	--	--	--	--	--	--	--
1-Naphthylamine	ug/L	--	--	--	--	--	--	--	--	--
2-Naphthylamine	ug/L	--	--	--	--	--	--	--	--	--
2-Nitroaniline	ug/L	--	--	--	--	--	2 U	--	--	--
3-Nitroaniline	ug/L	--	--	--	--	--	2 U	--	--	--
4-Nitroaniline	ug/L	--	--	--	--	--	2 U	--	--	--
Nitrobenzene	ug/L	--	--	--	--	--	1 U	--	--	--
2-Nitrophenol	ug/L	--	--	--	--	--	2 U	--	--	--
4-Nitrophenol	ug/L	--	--	--	--	--	5 U	--	--	--
4-Nitroquinoline-N-oxide	ug/L	--	--	--	--	--	--	--	--	--
N-Nitrosodi-n-butylamine	ug/L	--	--	--	--	--	--	--	--	--
N-Nitrosodi-n-propylamine	ug/L	--	--	--	--	--	1 U	--	--	--
N-Nitrosodiphenylamine	ug/L	--	--	--	--	--	1 U	--	--	--
N-Nitrosodiethylamine	ug/L	--	--	--	--	--	--	--	--	--
N-Nitrosodimethylamine	ug/L	--	--	--	--	--	--	--	--	--
N-Nitrosomethylethylamine	ug/L	--	--	--	--	--	--	--	--	--

APPENDIX G.3

GROUNDWATER QUALITY DATA
RFI REPORT
FORMER MANUAL TRANSMISSIONS OF MUNCIE FACILITY
MUNCIE, INDIANA

AOI		*AOI 16*	*AOI 16*	*AOI 16*	*AOI 16*	*AOI 16*	*AOI 16*	*AOI 16*	*AOI 16*	*AOI 16*
Sample Location		*MW-6*	*MW-6*	*MW-6*	*MW-6*	*MW-6*	*MW-6*	*MW-10*	*MW-10*	*MW-10*
Sample Identification		*MW-6*	*MW-6*	*MW-6*	*MW-6*	*GW-17330-101002-EH-016*	*GW-017330-051006-PK-016*	*MW-10*	*MW-10(ABANDONED)*	*MW-10*
Sample Date		*10/1/1998*	*4/1/1999*	*10/1/2000*	*3/27/2001*	*10/10/2002*	*5/10/2006*	*1/1/1989*	*1/1/1989*	*1/1/1990*
Sample Depth		*-*	*-*	*-*	*-*	*-*	*-*	*-*	*-*	*-*
Sample Depth									*Duplicate*	
	Units									
SVOCs (Continued)										
N-Nitrosomorpholine	ug/L	--	--	--	--	--	--	--	--	--
N-Nitrosopiperidine	ug/L	--	--	--	--	--	--	--	--	--
N-Nitrosopyrrolidine	ug/L	--	--	--	--	--	--	--	--	--
2,2'-Oxybis(1-chloropropane) (bis(2-Chloroisopropyl) ether)	ug/L	--	--	--	--	--	1 U	--	--	--
Pentachlorobenzene	ug/L	--	--	--	--	--	--	--	--	--
Pentachloroethane	ug/L	--	--	--	--	--	--	--	--	--
Pentachloronitrobenzene	ug/L	--	--	--	--	--	--	--	--	--
Pentachlorophenol	ug/L	--	--	--	--	--	5 U	--	--	--
Phenacetin	ug/L	--	--	--	--	--	--	--	--	--
Phenanthrene	ug/L	--	--	--	--	--	0.2 U	U	--	U
Phenol	ug/L	--	--	--	--	--	1 U	--	--	--
p-Phenylenediamine	ug/L	--	--	--	--	--	--	--	--	--
Phorate	ug/L	--	--	--	--	--	--	--	--	--
2-Picoline	ug/L	--	--	--	--	--	--	--	--	--
Pronamide	ug/L	--	--	--	--	--	--	--	--	--
Propionitrile (ethyl cyanide)	ug/L	--	--	--	--	--	--	--	--	--
Pyrene	ug/L	--	--	--	--	--	0.2 U	U	--	U
Pyridine	ug/L	--	--	--	--	--	--	--	--	--
Safrole	ug/L	--	--	--	--	--	--	--	--	--
1,2,4,5-Tetrachlorobenzene	ug/L	--	--	--	--	--	--	--	--	--
1,1,1,2-Tetrachloroethane	ug/L	--	--	--	--	--	--	--	--	--
2,3,4,6-Tetrachlorophenol	ug/L	--	--	--	--	--	--	--	--	--
Thionazin (O,O-diethyl-O-2-pyrazinyl phosphorothioate)	ug/L	--	--	--	--	--	--	--	--	--
o-Toluidine A	ug/L	--	--	--	--	--	--	--	--	--
5-Nitro-2-toluidine	ug/L	--	--	--	--	--	--	--	--	--
2,4,5-Trichlorophenol	ug/L	--	--	--	--	--	5 U	--	--	--
2,4,6-Trichlorophenol	ug/L	--	--	--	--	--	5 U	--	--	--
1,2,3-Trichloropropane	ug/L	--	--	--	--	--	--	--	--	--
0,0,0-Triethylphosphorothioate	ug/L	--	--	--	--	--	--	--	--	--
1,3,5-Trinitrobenzene	ug/L	--	--	--	--	--	--	--	--	--
PCBs										
Aroclor-1016 (PCB-1016)	ug/L	--	--	--	--	--	--	--	--	--
Aroclor-1221 (PCB-1221)	ug/L	--	--	--	--	--	--	--	--	--
Aroclor-1232 (PCB-1232)	ug/L	--	--	--	--	--	--	--	--	--
Aroclor-1242 (PCB-1242)	ug/L	--	--	--	--	--	--	--	--	--
Aroclor-1248 (PCB-1248)	ug/L	--	--	--	--	--	--	--	--	--
Aroclor-1254 (PCB-1254)	ug/L	--	--	--	--	--	--	--	--	--
Aroclor-1260 (PCB-1260)	ug/L	--	--	--	--	--	--	--	--	--
Total PCBs	ug/L	--	--	--	--	--	--	--	--	--
Total Petroleum Hydrocarbons (TPH)										
Total Petroleum Hydrocarbons - Purgeable (GRO)	ug/L	--	--	--	--	--	--	--	--	--

APPENDIX G.3

GROUNDWATER QUALITY DATA
RFI REPORT
FORMER MANUAL TRANSMISSIONS OF MUNCIE FACILITY
MUNCIE, INDIANA

AOI		*AOI 16*	*AOI 16*	*AOI 16*	*AOI 16*	*AOI 16*	*AOI 16*	*AOI 16*	*AOI 16*	*AOI 16*
Sample Location		*MW-6*	*MW-6*	*MW-6*	*MW-6*	*MW-6*	*MW-6*	*MW-10*	*MW-10*	*MW-10*
Sample Identification		*MW-6*	*MW-6*	*MW-6*	*MW-6*	*GW-17330-101002-EH-016*	*GW-017330-051006-PK-016*	*MW-10*	*MW-10(ABANDONED)*	*MW-10*
Sample Date		*10/1/1998*	*4/1/1999*	*10/1/2000*	*3/27/2001*	*10/10/2002*	*5/10/2006*	*1/1/1989*	*1/1/1989*	*1/1/1990*
Sample Depth		-	-	-	-	-	-	-	-	-
Sample Depth									*Duplicate*	
	Units									
Metals										
Aluminum	ug/L	--	--	--	--	--	--	--	--	--
Antimony	ug/L	--	--	--	--	--	--	--	--	--
Arsenic	ug/L	--	--	--	--	--	**13.9**[a]	--	--	--
Arsenic (dissolved)	ug/L	--	--	--	--	--	8 J	--	--	--
Barium	ug/L	--	--	--	--	--	163 J	--	--	--
Barium (dissolved)	ug/L	--	--	--	--	--	159 J	--	--	--
Beryllium	ug/L	--	--	--	--	--	--	--	--	--
Cadmium	ug/L	--	--	--	--	--	5 U	--	--	--
Cadmium (dissolved)	ug/L	--	--	--	--	--	5 U	--	--	--
Calcium	ug/L	--	--	--	--	--	--	--	--	--
Calcium (dissolved)	ug/L	--	--	--	--	--	--	--	--	--
Chromium	ug/L	--	--	--	--	--	2.3 J	--	--	--
Chromium (dissolved)	ug/L	--	--	--	--	--	10 U	--	--	--
Cobalt	ug/L	--	--	--	--	--	--	--	--	--
Copper	ug/L	--	--	--	--	--	--	--	--	--
Copper (dissolved)	ug/L	--	--	--	--	--	--	--	--	--
Iron	ug/L	--	--	--	--	--	--	--	--	--
Iron (dissolved)	ug/L	--	--	--	--	--	--	--	--	--
Lead	ug/L	--	--	--	--	--	6.9	--	--	--
Lead (dissolved)	ug/L	--	--	--	--	--	3 U	--	--	--
Magnesium	ug/L	--	--	--	--	--	--	--	--	--
Magnesium (dissolved)	ug/L	--	--	--	--	--	--	--	--	--
Manganese	ug/L	--	--	--	--	--	--	--	--	--
Manganese (dissolved)	ug/L	--	--	--	--	--	--	--	--	--
Mercury	ug/L	--	--	--	--	--	0.2 U	--	--	--
Mercury (dissolved)	ug/L	--	--	--	--	--	0.2 U	--	--	--
Nickel	ug/L	--	--	--	--	--	--	--	--	--
Nickel (dissolved)	ug/L	--	--	--	--	--	--	--	--	--
Potassium	ug/L	--	--	--	--	--	--	--	--	--
Selenium	ug/L	--	--	--	--	--	5 U	--	--	--
Selenium (dissolved)	ug/L	--	--	--	--	--	5 U	--	--	--
Silver	ug/L	--	--	--	--	--	10 U	--	--	--
Silver (dissolved)	ug/L	--	--	--	--	--	10 U	--	--	--
Sodium	ug/L	--	--	--	--	--	--	--	--	--
Thallium	ug/L	--	--	--	--	--	--	--	--	--
Vanadium	ug/L	--	--	--	--	--	--	--	--	--
Zinc	ug/L	--	--	--	--	--	--	--	--	--
Zinc (dissolved)	ug/L	--	--	--	--	--	--	--	--	--

APPENDIX G.3

GROUNDWATER QUALITY DATA
RFI REPORT
FORMER MANUAL TRANSMISSIONS OF MUNCIE FACILITY
MUNCIE, INDIANA

AOI		*AOI 16*	*AOI 16*	*AOI 16*	*AOI 16*	*AOI 16*	*AOI 16*	*AOI 16*	*AOI 16*	*AOI 16*
Sample Location		***MW-6***	***MW-6***	***MW-6***	***MW-6***	***MW-6***	***MW-6***	***MW-10***	***MW-10***	***MW-10***
Sample Identification		***MW-6***	***MW-6***	***MW-6***	***MW-6***	***GW-17330-101002-EH-016***	***GW-017330-051006-PK-016***	***MW-10***	***MW-10(ABANDONED)***	***MW-10***
Sample Date		***10/1/1998***	***4/1/1999***	***10/1/2000***	***3/27/2001***	***10/10/2002***	***5/10/2006***	***1/1/1989***	***1/1/1989***	***1/1/1990***
Sample Depth		***-***	***-***	***-***	***-***	***-***	***-***	***-***	***-***	***-***
Sample Depth									***Duplicate***	
	Units									
Gas										
Ethane	ug/L	--	--	--	--	--	--	--	--	--
Ethene	ug/L	--	--	--	--	--	--	--	--	--
Methane	ug/L	--	--	--	--	--	--	--	--	--
General Chemistry										
Alkalinity, bicarbonate	ug/L	--	--	--	--	--	--	--	--	--
Alkalinity, carbonate	ug/L	--	--	--	--	--	--	--	--	--
Bicarbonate (as CaCO3)	ug/L	--	--	--	--	--	--	--	--	--
Chloride	ug/L	--	--	--	--	--	--	--	--	--
Dissolved organic carbon (DOC)	ug/L	--	--	--	--	--	--	--	--	--
Hardness	ug/L	--	--	--	--	--	--	--	--	--
Hardness, carbonate	ug/L	--	--	--	--	--	--	--	--	--
Nitrate (as N)	ug/L	--	--	--	--	--	--	--	--	--
Nitrite (as N)	ug/L	--	--	--	--	--	--	--	--	--
pH	s.u.	--	--	--	--	--	--	--	--	--
Sulfate	ug/L	--	--	--	--	--	--	--	--	--
Sulfide	ug/L	--	--	--	--	--	--	--	--	--
Total dissolved solids (TDS)	ug/L	--	--	--	--	--	--	--	--	--
Total organic carbon (TOC)	ug/L	--	--	--	--	--	--	--	--	--

Notes

ug/L - Micrograms per litre
"-" - No value
U - Not detected at the associated reporting limit
J - Estimated concentration
UJ - Not detected; associated reporting limit is estimated
R - Rejected
s.u. - Standard units
nc - No criteria
ND - Non Detect (calculation)
BOLD[abc] Concentration exceeds associated screening level
IDEM Appendix A: Screening Levels Remedation Closure Guide - March 25, 2014
a - Exceeds IDEM residential tap screening levels
b - Exceeds IDEM residential vapor exposure screening levels
c - Exceeds IDEM commercial/industrial vapor screening levels

APPENDIX G.3

GROUNDWATER QUALITY DATA
RFI REPORT
FORMER MANUAL TRANSMISSIONS OF MUNCIE FACILITY
MUNCIE, INDIANA

AOI		*AOI 16*	*AOI 16*	*AOI 16*	*AOI 16*	*AOI 16*	*AOI 16*	*AOI 16*	*AOI 16*
Sample Location		*MW-10*	*MW-10*	*MW-10*	*MW-10*	*MW-10*	*MW-10*	*MW-10*	*MW-11*
Sample Identification		*MW-10*	*MW-200*	*MW-10(ABANDONED)*	*MW-10(ABANDONED)*	*MW-10(ABANDONED)*	*MW-10(ABANDONED)*	*MW-10(ABANDONED)*	*MW-11*
Sample Date		*7/11/1990*	*7/11/1990*	*12/1/1991*	*6/11/1994*	*3/21/1996*	*10/1/1998*	*4/1/1999*	*1/1/1989*
Sample Depth		*-*	*-*	*-*	*-*	*-*	*-*	*-*	*-*
Sample Depth									
	Units								
Volatile Organic Compounds (VOCs)									
Acetone	ug/L	5	4	U	U	U	U	U	U
Benzene	ug/L	2 U	2 U	U	U	U	U	U	U
Bromodichloromethane	ug/L	2 U	2 U	U	U	U	U	U	U
Bromoform	ug/L	2 U	2 U	--	--	--	--	--	--
Bromomethane (Methyl bromide)	ug/L	2 U	2 U	--	--	--	--	--	--
2-Butanone (Methyl ethyl ketone) (MEK)	ug/L	10 U	10 U	U	U	U	U	U	U
Carbon disulfide	ug/L	2 U	2 U	--	--	--	--	--	--
Carbon tetrachloride	ug/L	2 U	2 U	--	--	--	--	--	--
Chlorobenzene	ug/L	2 U	2 U	U	U	U	U	U	U
Chloroethane	ug/L	2 U	2 U	U	U	U	U	U	U
2-Chloroethyl vinyl ether	ug/L	--	--	--	U	U	U	U	--
Chloroform (Trichloromethane)	ug/L	2 U	2 U	U	U	U	U	U	U
Chloromethane (Methyl chloride)	ug/L	2 U	2 U	U	U	0.5	U	U	U
Cyclohexane	ug/L	--	--	--	--	--	--	--	--
1,2-Dibromo-3-chloropropane (DBCP)	ug/L	--	--	--	--	--	--	--	--
Dibromochloromethane	ug/L	--	--	U	U	U	U	U	U
1,2-Dibromoethane (Ethylene dibromide)	ug/L	--	--	--	--	--	--	--	--
1,2-Dichlorobenzene	ug/L	2 U	2 U	--	--	--	--	--	--
1,3-Dichlorobenzene	ug/L	2 U	2 U	--	--	--	--	--	--
1,4-Dichlorobenzene	ug/L	2 U	2 U	--	--	--	--	--	--
Dichlorodifluoromethane (CFC-12)	ug/L	--	--	--	--	--	--	--	--
1,1-Dichloroethane	ug/L	2 U	2 U	U	U	U	U	U	U
1,2-Dichloroethane	ug/L	2 U	2 U	U	U	U	U	U	U
1,2-Dichloroethene (total)	ug/L	2 U	2 U	U	U	U	U	U	U
1,1-Dichloroethene	ug/L	2 U	2 U	U	U	U	U	U	U
cis-1,2-Dichloroethene	ug/L	--	--	--	U	U	U	U	U
trans-1,2-Dichloroethene	ug/L	--	--	U	U	U	U	U	U
1,2-Dichloropropane	ug/L	2 U	2 U	--	--	--	--	--	--
cis-1,3-Dichloropropene	ug/L	2 U	2 U	--	--	--	--	--	--
trans-1,3-Dichloropropene	ug/L	2 U	2 U	--	--	--	--	--	--
Ethylbenzene	ug/L	2 U	2 U	U	U	U	U	U	U
2-Hexanone	ug/L	2 U	2 U	--	U	U	U	U	U
Isopropyl benzene	ug/L	--	--	--	--	--	--	--	--
Methyl acetate	ug/L	--	--	--	--	--	--	--	--
Methyl cyclohexane	ug/L	--	--	--	--	--	--	--	--
Methyl tert butyl ether (MTBE)	ug/L	--	--	--	--	--	--	--	--
4-Methyl-2-pentanone (Methyl isobutyl ketone) (MIBK)	ug/L	2 U	2 U	--	--	--	--	--	--
Methylene chloride	ug/L	2 U	2 U	**7**[a]	U	2	**8.3 JB**[a]	U	U
Styrene	ug/L	2 U	2 U	--	--	--	--	--	--
VOCs (Continued)									

APPENDIX G.3

GROUNDWATER QUALITY DATA
RFI REPORT
FORMER MANUAL TRANSMISSIONS OF MUNCIE FACILITY
MUNCIE, INDIANA

AOI		*AOI 16*	*AOI 16*	*AOI 16*	*AOI 16*	*AOI 16*	*AOI 16*	*AOI 16*	*AOI 16*
Sample Location		*MW-10*	*MW-10*	*MW-10*	*MW-10*	*MW-10*	*MW-10*	*MW-10*	*MW-11*
Sample Identification		*MW-10*	*MW-200*	*MW-10(ABANDONED)*	*MW-10(ABANDONED)*	*MW-10(ABANDONED)*	*MW-10(ABANDONED)*	*MW-10(ABANDONED)*	*MW-11*
Sample Date		*7/11/1990*	*7/11/1990*	*12/1/1991*	*6/11/1994*	*3/21/1996*	*10/1/1998*	*4/1/1999*	*1/1/1989*
Sample Depth		*-*	*-*	*-*	*-*	*-*	*-*	*-*	*-*
Sample Depth									
	Units								
1,1,2,2-Tetrachloroethane	ug/L	2 U	2 U	--	--	--	--	--	--
Tetrachloroethene	ug/L	2 U	2 U	U	U	U	U	U	U
Toluene	ug/L	2 U	2 U	U	U	U	U	U	U
1,2,4-Trichlorobenzene	ug/L	--	--	--	--	--	--	--	--
1,1,1-Trichloroethane	ug/L	2 U	2 U	U	U	U	U	U	U
1,1,2-Trichloroethane	ug/L	2 U	2 U	--	--	--	--	--	--
Trichloroethene	ug/L	2 U	2 U	U	U	U	U	U	U
Trichlorofluoromethane (CFC-11)	ug/L	2 U	2 U	--	--	--	--	--	--
Trifluorotrichloroethane (Freon 113)	ug/L	--	--	--	--	--	--	--	--
Vinyl acetate	ug/L	2 U	2 U	--	--	--	--	--	--
Vinyl chloride	ug/L	2 U	2 U	U	U	U	U	U	U
Xylenes (total)	ug/L	2 U	2 U	U	U	U	U	U	U
Semi-Volatile Organic Compounds (SVOCs)									
Acenaphthene	ug/L	--	--	--	--	--	--	--	--
Acenaphthylene	ug/L	--	--	--	--	--	--	--	--
Acetonitrile	ug/L	--	--	--	--	--	--	--	--
Acetophenone	ug/L	--	--	--	--	--	--	--	--
2-Acetylaminofluorene	ug/L	--	--	--	--	--	--	--	--
Acrolein	ug/L	--	--	--	--	--	--	--	--
Acrylonitrile	ug/L	--	--	--	--	--	--	--	--
Allyl chloride	ug/L	--	--	--	--	--	--	--	--
4-Aminobiphenyl	ug/L	--	--	--	--	--	--	--	--
Aniline	ug/L	--	--	--	--	--	--	--	--
Anthracene	ug/L	--	--	--	--	--	--	--	--
Aramite	ug/L	--	--	--	--	--	--	--	--
Atrazine	ug/L	--	--	--	--	--	--	--	--
Benzaldehyde	ug/L	--	--	--	--	--	--	--	--
Benzidine	ug/L	--	--	--	--	--	--	--	--
Benzo(a)anthracene	ug/L	--	--	--	--	--	--	--	--
Benzo(a)pyrene	ug/L	--	--	--	--	--	--	--	--
Benzo(b)fluoranthene	ug/L	--	--	--	--	--	--	--	--
Benzo(g,h,i)perylene	ug/L	--	--	--	--	--	--	--	--
Benzo(k)fluoranthene	ug/L	--	--	--	--	--	--	--	--
Benzoic acid	ug/L	--	--	--	--	--	--	--	--
Benzyl alcohol	ug/L	--	--	--	--	--	--	--	--
Biphenyl (1,1-Biphenyl)	ug/L	--	--	--	--	--	--	--	--
4-Bromophenyl phenyl ether	ug/L	--	--	--	--	--	--	--	--
Butyl benzylphthalate (BBP)	ug/L	--	--	--	--	--	--	--	--
Caprolactam	ug/L	--	--	--	--	--	--	--	--
Carbazole	ug/L	--	--	--	--	--	--	--	--
4-Chloro-3-methylphenol	ug/L	--	--	--	--	--	--	--	--
4-Chloroaniline	ug/L	--	--	--	--	--	--	--	--
Chlorobenzilate	ug/L	--	--	--	--	--	--	--	--
bis(2-Chloroethoxy)methane	ug/L	--	--	--	--	--	--	--	--
bis(2-Chloroethyl)ether	ug/L	--	--	--	--	--	--	--	--

APPENDIX G.3

GROUNDWATER QUALITY DATA
RFI REPORT
FORMER MANUAL TRANSMISSIONS OF MUNCIE FACILITY
MUNCIE, INDIANA

AOI		*AOI 16*	*AOI 16*	*AOI 16*	*AOI 16*	*AOI 16*	*AOI 16*	*AOI 16*	*AOI 16*
Sample Location		*MW-10*	*MW-10*	*MW-10*	*MW-10*	*MW-10*	*MW-10*	*MW-10*	*MW-11*
Sample Identification		*MW-10*	*MW-200*	*MW-10(ABANDONED)*	*MW-10(ABANDONED)*	*MW-10(ABANDONED)*	*MW-10(ABANDONED)*	*MW-10(ABANDONED)*	*MW-11*
Sample Date		*7/11/1990*	*7/11/1990*	*12/1/1991*	*6/11/1994*	*3/21/1996*	*10/1/1998*	*4/1/1999*	*1/1/1989*
Sample Depth		*-*	*-*	*-*	*-*	*-*	*-*	*-*	*-*
Sample Depth									
	Units								
2-Chloronaphthalene	ug/L	--	--	--	--	--	--	--	--
2-Chlorophenol	ug/L	--	--	--	--	--	--	--	--
4-Chlorophenyl phenyl ether	ug/L	--	--	--	--	--	--	--	--
Chloroprene	ug/L	--	--	--	--	--	--	--	--
Chrysene	ug/L	--	--	--	--	--	--	--	--
Cresol isomers	ug/L	--	--	--	--	--	--	--	--
Diallate	ug/L	--	--	--	--	--	--	--	--
Dibenz(a,h)anthracene	ug/L	--	--	--	--	--	--	--	--
Dibenzofuran	ug/L	--	--	--	--	--	--	--	--
Dibromochloromethane	ug/L	2 U	2 U	--	--	--	--	--	--
Dibromomethane	ug/L	--	--	--	--	--	--	--	--
trans-1,4-Dichloro-2-butene	ug/L	--	--	--	--	--	--	--	--
3,3'-Dichlorobenzidine	ug/L	--	--	--	--	--	--	--	--
2,4-Dichlorophenol	ug/L	--	--	--	--	--	--	--	--
2,6-Dichlorophenol	ug/L	--	--	--	--	--	--	--	--
Diethyl phthalate	ug/L	--	--	--	--	--	--	--	--
Dimethoate	ug/L	--	--	--	--	--	--	--	--
Dimethyl phthalate	ug/L	--	--	--	--	--	--	--	--
p-Dimethylaminoazobenzene A	ug/L	--	--	--	--	--	--	--	--
7,12-Dimethylbenz(a)anthracene	ug/L	--	--	--	--	--	--	--	--
3,3-Dimethylbenzidine	ug/L	--	--	--	--	--	--	--	--
a,a-Dimethylphenethylamine	ug/L	--	--	--	--	--	--	--	--
2,4-Dimethylphenol	ug/L	--	--	--	--	--	--	--	--
Di-n-butylphthalate (DBP)	ug/L	--	--	--	--	--	--	--	--
4,6-Dinitro-2-methylphenol	ug/L	--	--	--	--	--	--	--	--
Dinitrobenzene, NOS	ug/L	--	--	--	--	--	--	--	--
2,4-Dinitrophenol	ug/L	--	--	--	--	--	--	--	--
2,4-Dinitrotoluene	ug/L	--	--	--	--	--	--	--	--
2,6-Dinitrotoluene	ug/L	--	--	--	--	--	--	--	--
Di-n-octyl phthalate (DnOP)	ug/L	--	--	--	--	--	--	--	--
1,4-Dioxane	ug/L	--	--	--	--	--	--	--	--
Diphenylamine	ug/L	--	--	--	--	--	--	--	--
1,2-Diphenylhydrazine	ug/L	--	--	--	--	--	--	--	--
Disulfoton	ug/L	--	--	--	--	--	--	--	--

APPENDIX G.3

GROUNDWATER QUALITY DATA
RFI REPORT
FORMER MANUAL TRANSMISSIONS OF MUNCIE FACILITY
MUNCIE, INDIANA

AOI		*AOI 16*	*AOI 16*	*AOI 16*	*AOI 16*	*AOI 16*	*AOI 16*	*AOI 16*	*AOI 16*
Sample Location		*MW-10*	*MW-10*	*MW-10*	*MW-10*	*MW-10*	*MW-10*	*MW-10*	*MW-11*
Sample Identification		*MW-10*	*MW-200*	*MW-10(ABANDONED)*	*MW-10(ABANDONED)*	*MW-10(ABANDONED)*	*MW-10(ABANDONED)*	*MW-10(ABANDONED)*	*MW-11*
Sample Date		*7/11/1990*	*7/11/1990*	*12/1/1991*	*6/11/1994*	*3/21/1996*	*10/1/1998*	*4/1/1999*	*1/1/1989*
Sample Depth		*-*	*-*	*-*	*-*	*-*	*-*	*-*	*-*
Sample Depth									
	Units								
SVOCs (Continued)									
Ethyl methacrylate	ug/L	--	--	--	--	--	--	--	--
Ethyl methanesulfonate	ug/L	--	--	--	--	--	--	--	--
bis(2-Ethylhexyl)phthalate (DEHP)	ug/L	--	--	--	--	--	--	--	--
Famphur	ug/L	--	--	--	--	--	--	--	--
Fluoranthene	ug/L	--	--	--	--	--	--	--	--
Fluorene	ug/L	--	--	--	--	--	--	--	--
Hexachlorobenzene	ug/L	--	--	--	--	--	--	--	--
Hexachlorobutadiene	ug/L	--	--	--	--	--	--	--	--
Hexachlorocyclopentadiene	ug/L	--	--	--	--	--	--	--	--
Hexachloroethane	ug/L	--	--	--	--	--	--	--	--
Hexachlorophene A	ug/L	--	--	--	--	--	--	--	--
Hexachloropropene	ug/L	--	--	--	--	--	--	--	--
Indeno(1,2,3-cd)pyrene	ug/L	--	--	--	--	--	--	--	--
Iodomethane	ug/L	--	--	--	--	--	--	--	--
Isodrin	ug/L	--	--	--	--	--	--	--	--
Isophorone	ug/L	--	--	--	--	--	--	--	--
Isosafrole	ug/L	--	--	--	--	--	--	--	--
Kepone	ug/L	--	--	--	--	--	--	--	--
Methapyrilene	ug/L	--	--	--	--	--	--	--	--
Methyl acrylonitrile	ug/L	--	--	--	--	--	--	--	--
Methyl methacrylate	ug/L	--	--	--	--	--	--	--	--
Methyl methanesulfonate	ug/L	--	--	--	--	--	--	--	--
Methyl parathion	ug/L	--	--	--	--	--	--	--	--
3-Methylcholanthrene	ug/L	--	--	--	--	--	--	--	--
2-Methylnaphthalene	ug/L	--	--	--	--	--	--	--	--
2-Methylphenol	ug/L	--	--	--	--	--	--	--	--
3&4-Methylphenol	ug/L	--	--	--	--	--	--	--	--
4-Methylphenol	ug/L	--	--	--	--	--	--	--	--
Naphthalene	ug/L	--	--	--	--	--	--	--	--
1,4-Naphthoquinone	ug/L	--	--	--	--	--	--	--	--
1-Naphthylamine	ug/L	--	--	--	--	--	--	--	--
2-Naphthylamine	ug/L	--	--	--	--	--	--	--	--
2-Nitroaniline	ug/L	--	--	--	--	--	--	--	--
3-Nitroaniline	ug/L	--	--	--	--	--	--	--	--
4-Nitroaniline	ug/L	--	--	--	--	--	--	--	--
Nitrobenzene	ug/L	--	--	--	--	--	--	--	--
2-Nitrophenol	ug/L	--	--	--	--	--	--	--	--
4-Nitrophenol	ug/L	--	--	--	--	--	--	--	--
4-Nitroquinoline-N-oxide	ug/L	--	--	--	--	--	--	--	--
N-Nitrosodi-n-butylamine	ug/L	--	--	--	--	--	--	--	--
N-Nitrosodi-n-propylamine	ug/L	--	--	--	--	--	--	--	--
N-Nitrosodiphenylamine	ug/L	--	--	--	--	--	--	--	--
N-Nitrosodiethylamine	ug/L	--	--	--	--	--	--	--	--
N-Nitrosodimethylamine	ug/L	--	--	--	--	--	--	--	--
N-Nitrosomethylethylamine	ug/L	--	--	--	--	--	--	--	--

APPENDIX G.3

GROUNDWATER QUALITY DATA
RFI REPORT
FORMER MANUAL TRANSMISSIONS OF MUNCIE FACILITY
MUNCIE, INDIANA

AOI		*AOI 16*	*AOI 16*	*AOI 16*	*AOI 16*	*AOI 16*	*AOI 16*	*AOI 16*	*AOI 16*
Sample Location		*MW-10*	*MW-10*	*MW-10*	*MW-10*	*MW-10*	*MW-10*	*MW-10*	*MW-11*
Sample Identification		*MW-10*	*MW-200*	*MW-10(ABANDONED)*	*MW-10(ABANDONED)*	*MW-10(ABANDONED)*	*MW-10(ABANDONED)*	*MW-10(ABANDONED)*	*MW-11*
Sample Date		*7/11/1990*	*7/11/1990*	*12/1/1991*	*6/11/1994*	*3/21/1996*	*10/1/1998*	*4/1/1999*	*1/1/1989*
Sample Depth		*-*	*-*	*-*	*-*	*-*	*-*	*-*	*-*
Sample Depth									
	Units								
SVOCs (Continued)									
N-Nitrosomorpholine	ug/L	--	--	--	--	--	--	--	--
N-Nitrosopiperidine	ug/L	--	--	--	--	--	--	--	--
N-Nitrosopyrrolidine	ug/L	--	--	--	--	--	--	--	--
2,2'-Oxybis(1-chloropropane) (bis(2-Chloroisopropyl) ether)	ug/L	--	--	--	--	--	--	--	--
Pentachlorobenzene	ug/L	--	--	--	--	--	--	--	--
Pentachloroethane	ug/L	--	--	--	--	--	--	--	--
Pentachloronitrobenzene	ug/L	--	--	--	--	--	--	--	--
Pentachlorophenol	ug/L	--	--	--	--	--	--	--	--
Phenacetin	ug/L	--	--	--	--	--	--	--	--
Phenanthrene	ug/L	--	--	--	--	--	--	--	--
Phenol	ug/L	--	--	--	--	--	--	--	--
p-Phenylenediamine	ug/L	--	--	--	--	--	--	--	--
Phorate	ug/L	--	--	--	--	--	--	--	--
2-Picoline	ug/L	--	--	--	--	--	--	--	--
Pronamide	ug/L	--	--	--	--	--	--	--	--
Propionitrile (ethyl cyanide)	ug/L	--	--	--	--	--	--	--	--
Pyrene	ug/L	--	--	--	--	--	--	--	--
Pyridine	ug/L	--	--	--	--	--	--	--	--
Safrole	ug/L	--	--	--	--	--	--	--	--
1,2,4,5-Tetrachlorobenzene	ug/L	--	--	--	--	--	--	--	--
1,1,1,2-Tetrachloroethane	ug/L	--	--	--	--	--	--	--	--
2,3,4,6-Tetrachlorophenol	ug/L	--	--	--	--	--	--	--	--
Thionazin (O,O-diethyl-O-2-pyrazinyl phosphorothioate)	ug/L	--	--	--	--	--	--	--	--
o-Toluidine A	ug/L	--	--	--	--	--	--	--	--
5-Nitro-2-toluidine	ug/L	--	--	--	--	--	--	--	--
2,4,5-Trichlorophenol	ug/L	--	--	--	--	--	--	--	--
2,4,6-Trichlorophenol	ug/L	--	--	--	--	--	--	--	--
1,2,3-Trichloropropane	ug/L	--	--	--	--	--	--	--	--
0,0,0-Triethylphosphorothioate	ug/L	--	--	--	--	--	--	--	--
1,3,5-Trinitrobenzene	ug/L	--	--	--	--	--	--	--	--
PCBs									
Aroclor-1016 (PCB-1016)	ug/L	--	--	--	--	--	--	--	--
Aroclor-1221 (PCB-1221)	ug/L	--	--	--	--	--	--	--	--
Aroclor-1232 (PCB-1232)	ug/L	--	--	--	--	--	--	--	--
Aroclor-1242 (PCB-1242)	ug/L	--	--	--	--	--	--	--	--
Aroclor-1248 (PCB-1248)	ug/L	--	--	--	--	--	--	--	--
Aroclor-1254 (PCB-1254)	ug/L	--	--	--	--	--	--	--	--
Aroclor-1260 (PCB-1260)	ug/L	--	--	--	--	--	--	--	--
Total PCBs	ug/L	--	--	--	--	--	--	--	--
Total Petroleum Hydrocarbons (TPH)									
Total Petroleum Hydrocarbons - Purgeable (GRO)	ug/L	--	--	--	--	--	--	--	--

APPENDIX G.3

GROUNDWATER QUALITY DATA
RFI REPORT
FORMER MANUAL TRANSMISSIONS OF MUNCIE FACILITY
MUNCIE, INDIANA

AOI		*AOI 16*	*AOI 16*	*AOI 16*	*AOI 16*	*AOI 16*	*AOI 16*	*AOI 16*	*AOI 16*
Sample Location		*MW-10*	*MW-10*	*MW-10*	*MW-10*	*MW-10*	*MW-10*	*MW-10*	*MW-11*
Sample Identification		*MW-10*	*MW-200*	*MW-10(ABANDONED)*	*MW-10(ABANDONED)*	*MW-10(ABANDONED)*	*MW-10(ABANDONED)*	*MW-10(ABANDONED)*	*MW-11*
Sample Date		*7/11/1990*	*7/11/1990*	*12/1/1991*	*6/11/1994*	*3/21/1996*	*10/1/1998*	*4/1/1999*	*1/1/1989*
Sample Depth		*-*	*-*	*-*	*-*	*-*	*-*	*-*	*-*
Sample Depth									
	Units								
Metals									
Aluminum	ug/L	--	--	--	--	--	--	--	--
Antimony	ug/L	--	--	--	--	--	--	--	--
Arsenic	ug/L	--	--	--	--	--	--	--	--
Arsenic (dissolved)	ug/L	--	--	--	--	--	--	--	--
Barium	ug/L	--	--	--	--	--	--	--	--
Barium (dissolved)	ug/L	--	--	--	--	--	--	--	--
Beryllium	ug/L	--	--	--	--	--	--	--	--
Cadmium	ug/L	--	--	--	--	--	--	--	--
Cadmium (dissolved)	ug/L	--	--	--	--	--	--	--	--
Calcium	ug/L	--	--	--	--	--	--	--	--
Calcium (dissolved)	ug/L	--	--	--	--	--	--	--	--
Chromium	ug/L	--	--	--	--	--	--	--	--
Chromium (dissolved)	ug/L	--	--	--	--	--	--	--	--
Cobalt	ug/L	--	--	--	--	--	--	--	--
Copper	ug/L	--	--	--	--	--	--	--	--
Copper (dissolved)	ug/L	--	--	--	--	--	--	--	--
Iron	ug/L	--	--	--	--	--	--	--	--
Iron (dissolved)	ug/L	--	--	--	--	--	--	--	--
Lead	ug/L	--	--	--	--	--	--	--	--
Lead (dissolved)	ug/L	--	--	--	--	--	--	--	--
Magnesium	ug/L	--	--	--	--	--	--	--	--
Magnesium (dissolved)	ug/L	--	--	--	--	--	--	--	--
Manganese	ug/L	--	--	--	--	--	--	--	--
Manganese (dissolved)	ug/L	--	--	--	--	--	--	--	--
Mercury	ug/L	--	--	--	--	--	--	--	--
Mercury (dissolved)	ug/L	--	--	--	--	--	--	--	--
Nickel	ug/L	--	--	--	--	--	--	--	--
Nickel (dissolved)	ug/L	--	--	--	--	--	--	--	--
Potassium	ug/L	--	--	--	--	--	--	--	--
Selenium	ug/L	--	--	--	--	--	--	--	--
Selenium (dissolved)	ug/L	--	--	--	--	--	--	--	--
Silver	ug/L	--	--	--	--	--	--	--	--
Silver (dissolved)	ug/L	--	--	--	--	--	--	--	--
Sodium	ug/L	--	--	--	--	--	--	--	--
Thallium	ug/L	--	--	--	--	--	--	--	--
Vanadium	ug/L	--	--	--	--	--	--	--	--
Zinc	ug/L	--	--	--	--	--	--	--	--
Zinc (dissolved)	ug/L	--	--	--	--	--	--	--	--

APPENDIX G.3

GROUNDWATER QUALITY DATA
RFI REPORT
FORMER MANUAL TRANSMISSIONS OF MUNCIE FACILITY
MUNCIE, INDIANA

AOI		***AOI 16***	***AOI 16***	***AOI 16***	***AOI 16***	***AOI 16***	***AOI 16***	***AOI 16***	***AOI 16***
Sample Location		***MW-10***	***MW-10***	***MW-10***	***MW-10***	***MW-10***	***MW-10***	***MW-10***	***MW-11***
Sample Identification		***MW-10***	***MW-200***	***MW-10(ABANDONED)***	***MW-10(ABANDONED)***	***MW-10(ABANDONED)***	***MW-10(ABANDONED)***	***MW-10(ABANDONED)***	***MW-11***
Sample Date		***7/11/1990***	***7/11/1990***	***12/1/1991***	***6/11/1994***	***3/21/1996***	***10/1/1998***	***4/1/1999***	***1/1/1989***
Sample Depth		***-***	***-***	***-***	***-***	***-***	***-***	***-***	***-***
Sample Depth									
	Units								
Gas									
Ethane	ug/L	--	--	--	--	--	--	--	--
Ethene	ug/L	--	--	--	--	--	--	--	--
Methane	ug/L	--	--	--	--	--	--	--	--
General Chemistry									
Alkalinity, bicarbonate	ug/L	--	--	--	--	--	--	--	--
Alkalinity, carbonate	ug/L	--	--	--	--	--	--	--	--
Bicarbonate (as CaCO3)	ug/L	--	--	--	--	--	--	--	--
Chloride	ug/L	--	--	--	--	--	--	--	--
Dissolved organic carbon (DOC)	ug/L	--	--	--	--	--	--	--	--
Hardness	ug/L	--	--	--	--	--	--	--	--
Hardness, carbonate	ug/L	--	--	--	--	--	--	--	--
Nitrate (as N)	ug/L	--	--	--	--	--	--	--	--
Nitrite (as N)	ug/L	--	--	--	--	--	--	--	--
pH	s.u.	--	--	--	--	--	--	--	--
Sulfate	ug/L	--	--	--	--	--	--	--	--
Sulfide	ug/L	--	--	--	--	--	--	--	--
Total dissolved solids (TDS)	ug/L	--	--	--	--	--	--	--	--
Total organic carbon (TOC)	ug/L	--	--	--	--	--	--	--	--

Notes

ug/L - Micrograms per litre
"-" - No value
U - Not detected at the associated reporting limit
J - Estimated concentration
UJ - Not detected; associated reporting limit is estimated
R - Rejected
s.u. - Standard units
nc - No criteria
ND - Non Detect (calculation)
BOLD[abc] Concentration exceeds associated screening level
IDEM Appendix A: Screening Levels Remedation Closure Guide - March 25, 2014
a - Exceeds IDEM residential tap screening levels
b - Exceeds IDEM residential vapor exposure screening levels
c - Exceeds IDEM commercial/industrial vapor screening levels

APPENDIX G.3

GROUNDWATER QUALITY DATA
RFI REPORT
FORMER MANUAL TRANSMISSIONS OF MUNCIE FACILITY
MUNCIE, INDIANA

AOI		*AOI 16*	*AOI 16*	*AOI 16*	*AOI 16*	*AOI 16*	*AOI 16*	*AOI 16*	*AOI 16*	*AOI 16*
Sample Location		*MW-11*	*MW-11*	*MW-11*	*MW-11*	*MW-11*	*MW-11*	*MW-11*	*MW-11*	*MW-11*
Sample Identification		*MW-11*	*MW-11*	*MW-11*	*MW-11*	*MW-11*	*MW-11*	*MW-11*	*GW-17330-101002-EH-013*	*GW-072104-MR-016*
Sample Date		*10/1/1989*	*7/9/1990*	*1/1/1991*	*6/1/1994*	*3/21/1996*	*10/1/1998*	*4/1/1999*	*10/10/2002*	*7/21/2004*
Sample Depth		-	-	-	-	-	-	-	-	-
Sample Depth										
	Units									
Volatile Organic Compounds (VOCs)										
Acetone	ug/L	--	3	U	U	U	U	U	25 UJ	10 U
Benzene	ug/L	--	2 U	U	U	U	U	U	1.0 U	1.0 U
Bromodichloromethane	ug/L	--	2 U	--	U	U	U	U	1.0 U	1.0 U
Bromoform	ug/L	--	2 U	--	--	--	--	--	1.0 U	1.0 U
Bromomethane (Methyl bromide)	ug/L	--	2 U	--	--	--	--	--	1.0 U	1.0 U
2-Butanone (Methyl ethyl ketone) (MEK)	ug/L	--	10 U	--	U	U	U	U	25 U	10 U
Carbon disulfide	ug/L	--	2 U	--	--	--	--	--	5.0 U	1.0 U
Carbon tetrachloride	ug/L	--	2 U	--	--	--	--	--	1.0 U	1.0 U
Chlorobenzene	ug/L	--	2 U	U	U	U	U	U	1.0 U	1.0 U
Chloroethane	ug/L	--	2 U	U	U	U	U	U	1.0 U	1.0 U
2-Chloroethyl vinyl ether	ug/L	--	--	U	U	U	U	U	--	--
Chloroform (Trichloromethane)	ug/L	--	2 U	U	U	U	U	U	1.0 U	1.0 U
Chloromethane (Methyl chloride)	ug/L	--	2 U	U	U	U	U	U	1.0 U	1.0 U
Cyclohexane	ug/L	--	--	--	--	--	--	--	1.0 U	1.0 U
1,2-Dibromo-3-chloropropane (DBCP)	ug/L	--	--	--	--	--	--	--	1.0 U	2.0 U
Dibromochloromethane	ug/L	--	--	U	U	U	U	U	1.0 U	1.0 U
1,2-Dibromoethane (Ethylene dibromide)	ug/L	--	--	--	--	--	--	--	1.0 U	1.0 U
1,2-Dichlorobenzene	ug/L	--	2 U	--	--	--	--	--	1.0 U	1.0 U
1,3-Dichlorobenzene	ug/L	--	2 U	--	--	--	--	--	1.0 U	1.0 U
1,4-Dichlorobenzene	ug/L	--	2 U	--	--	--	--	--	1.0 U	1.0 U
Dichlorodifluoromethane (CFC-12)	ug/L	--	--	--	--	--	--	--	1.0 U	1.0 U
1,1-Dichloroethane	ug/L	--	2 U	U	U	U	U	U	1.0 U	1.0 U
1,2-Dichloroethane	ug/L	--	2 U	U	U	U	U	U	1.0 U	1.0 U
1,2-Dichloroethene (total)	ug/L	--	2 U	U	U	U	U	U	--	--
1,1-Dichloroethene	ug/L	--	2 U	U	U	U	U	U	1.0 U	1.0 U
cis-1,2-Dichloroethene	ug/L	--	--	--	U	U	U	U	1.0 U	2.2 J
trans-1,2-Dichloroethene	ug/L	--	--	U	U	U	U	U	1.0 U	0.89 J
1,2-Dichloropropane	ug/L	--	2 U	--	--	--	--	--	1.0 U	1.0 U
cis-1,3-Dichloropropene	ug/L	--	2 U	--	--	--	--	--	1.0 U	1.0 U
trans-1,3-Dichloropropene	ug/L	--	2 U	--	--	--	--	--	1.0 U	1.0 U
Ethylbenzene	ug/L	--	2 U	U	U	U	U	U	1.0 U	1.0 U
2-Hexanone	ug/L	--	2 U	--	U	U	U	U	50 UJ	10 U
Isopropyl benzene	ug/L	--	--	--	--	--	--	--	5.0 U	1.0 U
Methyl acetate	ug/L	--	--	--	--	--	--	--	10 U	10 U
Methyl cyclohexane	ug/L	--	--	--	--	--	--	--	1.0 U	1.0 U
Methyl tert butyl ether (MTBE)	ug/L	--	--	--	--	--	--	--	5.0 U	5.0 U
4-Methyl-2-pentanone (Methyl isobutyl ketone) (MIBK)	ug/L	--	2 U	--	--	--	--	--	50 U	10 U
Methylene chloride	ug/L	--	2 U	U	U	1	**10 JB**[a]	U	5.0 U	1.0 U
Styrene	ug/L	--	2 U	--	--	--	--	--	1.0 U	1.0 U
VOCs (Continued)										

APPENDIX G.3

GROUNDWATER QUALITY DATA
RFI REPORT
FORMER MANUAL TRANSMISSIONS OF MUNCIE FACILITY
MUNCIE, INDIANA

AOI		*AOI 16*	*AOI 16*	*AOI 16*	*AOI 16*	*AOI 16*	*AOI 16*	*AOI 16*	*AOI 16*	*AOI 16*
Sample Location		***MW-11***	***MW-11***	***MW-11***	***MW-11***	***MW-11***	***MW-11***	***MW-11***	***MW-11***	***MW-11***
Sample Identification		***MW-11***	***MW-11***	***MW-11***	***MW-11***	***MW-11***	***MW-11***	***MW-11***	***GW-17330-101002-EH-013***	***GW-072104-MR-016***
Sample Date		***10/1/1989***	***7/9/1990***	***1/1/1991***	***6/1/1994***	***3/21/1996***	***10/1/1998***	***4/1/1999***	***10/10/2002***	***7/21/2004***
Sample Depth		-	-	-	-	-	-	-	-	-
Sample Depth										
	Units									
1,1,2,2-Tetrachloroethane	ug/L	--	2 U	--	--	--	--	--	1.0 U	1.0 U
Tetrachloroethene	ug/L	--	2 U	U	U	U	U	U	1.0 U	1.0 U
Toluene	ug/L	--	2 U	U	U	U	U	U	1.0 U	1.0 U
1,2,4-Trichlorobenzene	ug/L	--	--	--	--	--	--	--	5.0 U	1.0 U
1,1,1-Trichloroethane	ug/L	--	2 U	U	U	U	U	U	1.0 U	1.0 U
1,1,2-Trichloroethane	ug/L	--	2 U	--	--	--	--	--	1.0 U	1.0 U
Trichloroethene	ug/L	--	3	U	U	U	U	U	1.0 U	**20 J[ab]**
Trichlorofluoromethane (CFC-11)	ug/L	--	2 U	--	--	--	--	--	1.0 U	1.0 U
Trifluorotrichloroethane (Freon 113)	ug/L	--	--	--	--	--	--	--	1.0 U	1.0 U
Vinyl acetate	ug/L	--	2 U	--	--	--	--	--	--	--
Vinyl chloride	ug/L	--	2 U	U	U	U	U	U	1.0 U	1.0 U
Xylenes (total)	ug/L	--	2 U	U	U	U	U	U	3.0 U	2.0 U
Semi-Volatile Organic Compounds (SVOCs)										
Acenaphthene	ug/L	--	--	--	--	--	--	--	--	0.50 U
Acenaphthylene	ug/L	U	--	--	--	--	--	--	--	0.50 U
Acetonitrile	ug/L	--	--	--	--	--	--	--	--	--
Acetophenone	ug/L	--	--	--	--	--	--	--	--	--
2-Acetylaminofluorene	ug/L	--	--	--	--	--	--	--	--	--
Acrolein	ug/L	--	--	--	--	--	--	--	--	--
Acrylonitrile	ug/L	--	--	--	--	--	--	--	--	--
Allyl chloride	ug/L	--	--	--	--	--	--	--	--	--
4-Aminobiphenyl	ug/L	--	--	--	--	--	--	--	--	--
Aniline	ug/L	--	--	--	--	--	--	--	--	--
Anthracene	ug/L	U	--	--	--	--	--	--	--	0.10 U
Aramite	ug/L	--	--	--	--	--	--	--	--	--
Atrazine	ug/L	--	--	--	--	--	--	--	--	--
Benzaldehyde	ug/L	--	--	--	--	--	--	--	--	--
Benzidine	ug/L	--	--	--	--	--	--	--	--	--
Benzo(a)anthracene	ug/L	U	--	--	--	--	--	--	--	0.10 U
Benzo(a)pyrene	ug/L	U	--	--	--	--	--	--	--	0.10 U
Benzo(b)fluoranthene	ug/L	U	--	--	--	--	--	--	--	0.16
Benzo(g,h,i)perylene	ug/L	U	--	--	--	--	--	--	--	0.10 U
Benzo(k)fluoranthene	ug/L	U	--	--	--	--	--	--	--	0.12
Benzoic acid	ug/L	--	--	--	--	--	--	--	--	--
Benzyl alcohol	ug/L	--	--	--	--	--	--	--	--	--
Biphenyl (1,1-Biphenyl)	ug/L	--	--	--	--	--	--	--	--	--
4-Bromophenyl phenyl ether	ug/L	--	--	--	--	--	--	--	--	--
Butyl benzylphthalate (BBP)	ug/L	--	--	--	--	--	--	--	--	--
Caprolactam	ug/L	--	--	--	--	--	--	--	--	--
Carbazole	ug/L	--	--	--	--	--	--	--	--	--
4-Chloro-3-methylphenol	ug/L	--	--	--	--	--	--	--	--	--
4-Chloroaniline	ug/L	--	--	--	--	--	--	--	--	--
Chlorobenzilate	ug/L	--	--	--	--	--	--	--	--	--
bis(2-Chloroethoxy)methane	ug/L	--	--	--	--	--	--	--	--	--
bis(2-Chloroethyl)ether	ug/L	--	--	--	--	--	--	--	--	--

APPENDIX G.3

GROUNDWATER QUALITY DATA
RFI REPORT
FORMER MANUAL TRANSMISSIONS OF MUNCIE FACILITY
MUNCIE, INDIANA

AOI		*AOI 16*	*AOI 16*	*AOI 16*	*AOI 16*	*AOI 16*	*AOI 16*	*AOI 16*	*AOI 16*	*AOI 16*
Sample Location		***MW-11***	***MW-11***	***MW-11***	***MW-11***	***MW-11***	***MW-11***	***MW-11***	***MW-11***	***MW-11***
Sample Identification		***MW-11***	***MW-11***	***MW-11***	***MW-11***	***MW-11***	***MW-11***	***MW-11***	***GW-17330-101002-EH-013***	***GW-072104-MR-016***
Sample Date		***10/1/1989***	***7/9/1990***	***1/1/1991***	***6/1/1994***	***3/21/1996***	***10/1/1998***	***4/1/1999***	***10/10/2002***	***7/21/2004***
Sample Depth		-	-	-	-	-	-	-	-	-
Sample Depth										
	Units									
2-Chloronaphthalene	ug/L	--	--	--	--	--	--	--	--	--
2-Chlorophenol	ug/L	--	--	--	--	--	--	--	--	--
4-Chlorophenyl phenyl ether	ug/L	--	--	--	--	--	--	--	--	--
Chloroprene	ug/L	--	--	--	--	--	--	--	--	--
Chrysene	ug/L	U	--	--	--	--	--	--	--	0.14
Cresol isomers	ug/L	--	--	--	--	--	--	--	--	--
Diallate	ug/L	--	--	--	--	--	--	--	--	--
Dibenz(a,h)anthracene	ug/L	U	--	--	--	--	--	--	--	**0.12**[a]
Dibenzofuran	ug/L	--	--	--	--	--	--	--	--	--
Dibromochloromethane	ug/L	--	2 U	--	--	--	--	--	--	--
Dibromomethane	ug/L	--	--	--	--	--	--	--	--	--
trans-1,4-Dichloro-2-butene	ug/L	--	--	--	--	--	--	--	--	--
3,3'-Dichlorobenzidine	ug/L	--	--	--	--	--	--	--	--	--
2,4-Dichlorophenol	ug/L	--	--	--	--	--	--	--	--	--
2,6-Dichlorophenol	ug/L	--	--	--	--	--	--	--	--	--
Diethyl phthalate	ug/L	--	--	--	--	--	--	--	--	--
Dimethoate	ug/L	--	--	--	--	--	--	--	--	--
Dimethyl phthalate	ug/L	--	--	--	--	--	--	--	--	--
p-Dimethylaminoazobenzene A	ug/L	--	--	--	--	--	--	--	--	--
7,12-Dimethylbenz(a)anthracene	ug/L	--	--	--	--	--	--	--	--	--
3,3-Dimethylbenzidine	ug/L	--	--	--	--	--	--	--	--	--
a,a-Dimethylphenethylamine	ug/L	--	--	--	--	--	--	--	--	--
2,4-Dimethylphenol	ug/L	--	--	--	--	--	--	--	--	--
Di-n-butylphthalate (DBP)	ug/L	--	--	--	--	--	--	--	--	--
4,6-Dinitro-2-methylphenol	ug/L	--	--	--	--	--	--	--	--	--
Dinitrobenzene, NOS	ug/L	--	--	--	--	--	--	--	--	--
2,4-Dinitrophenol	ug/L	--	--	--	--	--	--	--	--	--
2,4-Dinitrotoluene	ug/L	--	--	--	--	--	--	--	--	--
2,6-Dinitrotoluene	ug/L	--	--	--	--	--	--	--	--	--
Di-n-octyl phthalate (DnOP)	ug/L	--	--	--	--	--	--	--	--	--
1,4-Dioxane	ug/L	--	--	--	--	--	--	--	--	--
Diphenylamine	ug/L	--	--	--	--	--	--	--	--	--
1,2-Diphenylhydrazine	ug/L	--	--	--	--	--	--	--	--	--
Disulfoton	ug/L	--	--	--	--	--	--	--	--	--

APPENDIX G.3

GROUNDWATER QUALITY DATA
RFI REPORT
FORMER MANUAL TRANSMISSIONS OF MUNCIE FACILITY
MUNCIE, INDIANA

AOI		*AOI 16*	*AOI 16*	*AOI 16*	*AOI 16*	*AOI 16*	*AOI 16*	*AOI 16*	*AOI 16*	*AOI 16*
Sample Location		*MW-11*	*MW-11*	*MW-11*	*MW-11*	*MW-11*	*MW-11*	*MW-11*	*MW-11*	*MW-11*
Sample Identification		*MW-11*	*MW-11*	*MW-11*	*MW-11*	*MW-11*	*MW-11*	*MW-11*	*GW-17330-101002-EH-013*	*GW-072104-MR-016*
Sample Date		*10/1/1989*	*7/9/1990*	*1/1/1991*	*6/1/1994*	*3/21/1996*	*10/1/1998*	*4/1/1999*	*10/10/2002*	*7/21/2004*
Sample Depth		*-*	*-*	*-*	*-*	*-*	*-*	*-*	*-*	*-*
Sample Depth										
	Units									
SVOCs (Continued)										
Ethyl methacrylate	ug/L	--	--	--	--	--	--	--	--	--
Ethyl methanesulfonate	ug/L	--	--	--	--	--	--	--	--	--
bis(2-Ethylhexyl)phthalate (DEHP)	ug/L	U	--	--	--	--	--	--	--	--
Famphur	ug/L	--	--	--	--	--	--	--	--	--
Fluoranthene	ug/L	U	--	--	--	--	--	--	--	0.16
Fluorene	ug/L	U	--	--	--	--	--	--	--	0.10 U
Hexachlorobenzene	ug/L	--	--	--	--	--	--	--	--	--
Hexachlorobutadiene	ug/L	--	--	--	--	--	--	--	--	--
Hexachlorocyclopentadiene	ug/L	--	--	--	--	--	--	--	--	--
Hexachloroethane	ug/L	--	--	--	--	--	--	--	--	--
Hexachlorophene A	ug/L	--	--	--	--	--	--	--	--	--
Hexachloropropene	ug/L	--	--	--	--	--	--	--	--	--
Indeno(1,2,3-cd)pyrene	ug/L	U	--	--	--	--	--	--	--	0.12
Iodomethane	ug/L	--	--	--	--	--	--	--	--	--
Isodrin	ug/L	--	--	--	--	--	--	--	--	--
Isophorone	ug/L	--	--	--	--	--	--	--	--	--
Isosafrole	ug/L	--	--	--	--	--	--	--	--	--
Kepone	ug/L	--	--	--	--	--	--	--	--	--
Methapyrilene	ug/L	--	--	--	--	--	--	--	--	--
Methyl acrylonitrile	ug/L	--	--	--	--	--	--	--	--	--
Methyl methacrylate	ug/L	--	--	--	--	--	--	--	--	--
Methyl methanesulfonate	ug/L	--	--	--	--	--	--	--	--	--
Methyl parathion	ug/L	--	--	--	--	--	--	--	--	--
3-Methylcholanthrene	ug/L	--	--	--	--	--	--	--	--	--
2-Methylnaphthalene	ug/L	--	--	--	--	--	--	--	--	--
2-Methylphenol	ug/L	--	--	--	--	--	--	--	--	--
3&4-Methylphenol	ug/L	--	--	--	--	--	--	--	--	--
4-Methylphenol	ug/L	--	--	--	--	--	--	--	--	--
Naphthalene	ug/L	U	--	--	--	--	--	--	--	1.0 U
1,4-Naphthoquinone	ug/L	--	--	--	--	--	--	--	--	--
1-Naphthylamine	ug/L	--	--	--	--	--	--	--	--	--
2-Naphthylamine	ug/L	--	--	--	--	--	--	--	--	--
2-Nitroaniline	ug/L	--	--	--	--	--	--	--	--	--
3-Nitroaniline	ug/L	--	--	--	--	--	--	--	--	--
4-Nitroaniline	ug/L	--	--	--	--	--	--	--	--	--
Nitrobenzene	ug/L	--	--	--	--	--	--	--	--	--
2-Nitrophenol	ug/L	--	--	--	--	--	--	--	--	--
4-Nitrophenol	ug/L	--	--	--	--	--	--	--	--	--
4-Nitroquinoline-N-oxide	ug/L	--	--	--	--	--	--	--	--	--
N-Nitrosodi-n-butylamine	ug/L	--	--	--	--	--	--	--	--	--
N-Nitrosodi-n-propylamine	ug/L	--	--	--	--	--	--	--	--	--
N-Nitrosodiphenylamine	ug/L	--	--	--	--	--	--	--	--	--
N-Nitrosodiethylamine	ug/L	--	--	--	--	--	--	--	--	--
N-Nitrosodimethylamine	ug/L	--	--	--	--	--	--	--	--	--
N-Nitrosomethylethylamine	ug/L	--	--	--	--	--	--	--	--	--

APPENDIX G.3

GROUNDWATER QUALITY DATA
RFI REPORT
FORMER MANUAL TRANSMISSIONS OF MUNCIE FACILITY
MUNCIE, INDIANA

AOI		*AOI 16*	*AOI 16*	*AOI 16*	*AOI 16*	*AOI 16*	*AOI 16*	*AOI 16*	*AOI 16*	*AOI 16*
Sample Location		*MW-11*	*MW-11*	*MW-11*	*MW-11*	*MW-11*	*MW-11*	*MW-11*	*MW-11*	*MW-11*
Sample Identification		*MW-11*	*MW-11*	*MW-11*	*MW-11*	*MW-11*	*MW-11*	*MW-11*	*GW-17330-101002-EH-013*	*GW-072104-MR-016*
Sample Date		*10/1/1989*	*7/9/1990*	*1/1/1991*	*6/1/1994*	*3/21/1996*	*10/1/1998*	*4/1/1999*	*10/10/2002*	*7/21/2004*
Sample Depth		*-*	*-*	*-*	*-*	*-*	*-*	*-*	*-*	*-*
Sample Depth										
	Units									
SVOCs (Continued)										
N-Nitrosomorpholine	ug/L	--	--	--	--	--	--	--	--	--
N-Nitrosopiperidine	ug/L	--	--	--	--	--	--	--	--	--
N-Nitrosopyrrolidine	ug/L	--	--	--	--	--	--	--	--	--
2,2'-Oxybis(1-chloropropane) (bis(2-Chloroisopropyl) ether)	ug/L	--	--	--	--	--	--	--	--	--
Pentachlorobenzene	ug/L	--	--	--	--	--	--	--	--	--
Pentachloroethane	ug/L	--	--	--	--	--	--	--	--	--
Pentachloronitrobenzene	ug/L	--	--	--	--	--	--	--	--	--
Pentachlorophenol	ug/L	--	--	--	--	--	--	--	--	--
Phenacetin	ug/L	--	--	--	--	--	--	--	--	--
Phenanthrene	ug/L	U	--	--	--	--	--	--	--	0.059 J
Phenol	ug/L	--	--	--	--	--	--	--	--	--
p-Phenylenediamine	ug/L	--	--	--	--	--	--	--	--	--
Phorate	ug/L	--	--	--	--	--	--	--	--	--
2-Picoline	ug/L	--	--	--	--	--	--	--	--	--
Pronamide	ug/L	--	--	--	--	--	--	--	--	--
Propionitrile (ethyl cyanide)	ug/L	--	--	--	--	--	--	--	--	--
Pyrene	ug/L	U	--	--	--	--	--	--	--	0.22
Pyridine	ug/L	--	--	--	--	--	--	--	--	--
Safrole	ug/L	--	--	--	--	--	--	--	--	--
1,2,4,5-Tetrachlorobenzene	ug/L	--	--	--	--	--	--	--	--	--
1,1,1,2-Tetrachloroethane	ug/L	--	--	--	--	--	--	--	--	--
2,3,4,6-Tetrachlorophenol	ug/L	--	--	--	--	--	--	--	--	--
Thionazin (O,O-diethyl-O-2-pyrazinyl phosphorothioate)	ug/L	--	--	--	--	--	--	--	--	--
o-Toluidine A	ug/L	--	--	--	--	--	--	--	--	--
5-Nitro-2-toluidine	ug/L	--	--	--	--	--	--	--	--	--
2,4,5-Trichlorophenol	ug/L	--	--	--	--	--	--	--	--	--
2,4,6-Trichlorophenol	ug/L	--	--	--	--	--	--	--	--	--
1,2,3-Trichloropropane	ug/L	--	--	--	--	--	--	--	--	--
0,0,0-Triethylphosphorothioate	ug/L	--	--	--	--	--	--	--	--	--
1,3,5-Trinitrobenzene	ug/L	--	--	--	--	--	--	--	--	--
PCBs										
Aroclor-1016 (PCB-1016)	ug/L	--	--	--	--	--	--	--	--	--
Aroclor-1221 (PCB-1221)	ug/L	--	--	--	--	--	--	--	--	--
Aroclor-1232 (PCB-1232)	ug/L	--	--	--	--	--	--	--	--	--
Aroclor-1242 (PCB-1242)	ug/L	--	--	--	--	--	--	--	--	--
Aroclor-1248 (PCB-1248)	ug/L	--	--	--	--	--	--	--	--	--
Aroclor-1254 (PCB-1254)	ug/L	--	--	--	--	--	--	--	--	--
Aroclor-1260 (PCB-1260)	ug/L	--	--	--	--	--	--	--	--	--
Total PCBs	ug/L	--	--	--	--	--	--	--	--	--
Total Petroleum Hydrocarbons (TPH)										
Total Petroleum Hydrocarbons - Purgeable (GRO)	ug/L	--	--	--	--	--	--	--	--	--

APPENDIX G.3

GROUNDWATER QUALITY DATA
RFI REPORT
FORMER MANUAL TRANSMISSIONS OF MUNCIE FACILITY
MUNCIE, INDIANA

AOI		*AOI 16*	*AOI 16*	*AOI 16*	*AOI 16*	*AOI 16*	*AOI 16*	*AOI 16*	*AOI 16*	*AOI 16*
Sample Location		***MW-11***	***MW-11***	***MW-11***	***MW-11***	***MW-11***	***MW-11***	***MW-11***	***MW-11***	***MW-11***
Sample Identification		***MW-11***	***MW-11***	***MW-11***	***MW-11***	***MW-11***	***MW-11***	***MW-11***	***GW-17330-101002-EH-013***	***GW-072104-MR-016***
Sample Date		***10/1/1989***	***7/9/1990***	***1/1/1991***	***6/1/1994***	***3/21/1996***	***10/1/1998***	***4/1/1999***	***10/10/2002***	***7/21/2004***
Sample Depth		-	-	-	-	-	-	-	-	-
Sample Depth										
	Units									
Metals										
Aluminum	ug/L	--	--	--	--	--	--	--	--	--
Antimony	ug/L	--	--	--	--	--	--	--	--	--
Arsenic	ug/L	--	--	--	--	--	--	--	--	6.3 J
Arsenic (dissolved)	ug/L	--	--	--	--	--	--	--	--	--
Barium	ug/L	--	--	--	--	--	--	--	--	63 J
Barium (dissolved)	ug/L	--	--	--	--	--	--	--	--	--
Beryllium	ug/L	--	--	--	--	--	--	--	--	--
Cadmium	ug/L	--	--	--	--	--	--	--	--	0.7 J
Cadmium (dissolved)	ug/L	--	--	--	--	--	--	--	--	--
Calcium	ug/L	--	--	--	--	--	--	--	--	--
Calcium (dissolved)	ug/L	--	--	--	--	--	--	--	--	--
Chromium	ug/L	--	--	--	--	--	--	--	--	5.6 J
Chromium (dissolved)	ug/L	--	--	--	--	--	--	--	--	--
Cobalt	ug/L	--	--	--	--	--	--	--	--	--
Copper	ug/L	--	--	--	--	--	--	--	--	--
Copper (dissolved)	ug/L	--	--	--	--	--	--	--	--	--
Iron	ug/L	--	--	--	--	--	--	--	--	--
Iron (dissolved)	ug/L	--	--	--	--	--	--	--	--	--
Lead	ug/L	--	--	--	--	--	--	--	--	4.7
Lead (dissolved)	ug/L	--	--	--	--	--	--	--	--	--
Magnesium	ug/L	--	--	--	--	--	--	--	--	--
Magnesium (dissolved)	ug/L	--	--	--	--	--	--	--	--	--
Manganese	ug/L	--	--	--	--	--	--	--	--	--
Manganese (dissolved)	ug/L	--	--	--	--	--	--	--	--	--
Mercury	ug/L	--	--	--	--	--	--	--	--	0.2 U
Mercury (dissolved)	ug/L	--	--	--	--	--	--	--	--	--
Nickel	ug/L	--	--	--	--	--	--	--	--	--
Nickel (dissolved)	ug/L	--	--	--	--	--	--	--	--	--
Potassium	ug/L	--	--	--	--	--	--	--	--	--
Selenium	ug/L	--	--	--	--	--	--	--	--	5 U
Selenium (dissolved)	ug/L	--	--	--	--	--	--	--	--	--
Silver	ug/L	--	--	--	--	--	--	--	--	10 U
Silver (dissolved)	ug/L	--	--	--	--	--	--	--	--	--
Sodium	ug/L	--	--	--	--	--	--	--	--	--
Thallium	ug/L	--	--	--	--	--	--	--	--	--
Vanadium	ug/L	--	--	--	--	--	--	--	--	--
Zinc	ug/L	--	--	--	--	--	--	--	--	--
Zinc (dissolved)	ug/L	--	--	--	--	--	--	--	--	--

APPENDIX G.3

GROUNDWATER QUALITY DATA
RFI REPORT
FORMER MANUAL TRANSMISSIONS OF MUNCIE FACILITY
MUNCIE, INDIANA

AOI		***AOI 16***	***AOI 16***	***AOI 16***	***AOI 16***	***AOI 16***	***AOI 16***	***AOI 16***	***AOI 16***	***AOI 16***
Sample Location		***MW-11***	***MW-11***	***MW-11***	***MW-11***	***MW-11***	***MW-11***	***MW-11***	***MW-11***	***MW-11***
Sample Identification		***MW-11***	***MW-11***	***MW-11***	***MW-11***	***MW-11***	***MW-11***	***MW-11***	***GW-17330-101002-EH-013***	***GW-072104-MR-016***
Sample Date		***10/1/1989***	***7/9/1990***	***1/1/1991***	***6/1/1994***	***3/21/1996***	***10/1/1998***	***4/1/1999***	***10/10/2002***	***7/21/2004***
Sample Depth		-	-	-	-	-	-	-	-	-
Sample Depth										
	Units									
Gas										
Ethane	ug/L	--	--	--	--	--	--	--	--	--
Ethene	ug/L	--	--	--	--	--	--	--	--	--
Methane	ug/L	--	--	--	--	--	--	--	--	--
General Chemistry										
Alkalinity, bicarbonate	ug/L	--	--	--	--	--	--	--	--	--
Alkalinity, carbonate	ug/L	--	--	--	--	--	--	--	--	--
Bicarbonate (as CaCO3)	ug/L	--	--	--	--	--	--	--	--	--
Chloride	ug/L	--	--	--	--	--	--	--	--	--
Dissolved organic carbon (DOC)	ug/L	--	--	--	--	--	--	--	--	--
Hardness	ug/L	--	--	--	--	--	--	--	--	--
Hardness, carbonate	ug/L	--	--	--	--	--	--	--	--	--
Nitrate (as N)	ug/L	--	--	--	--	--	--	--	--	--
Nitrite (as N)	ug/L	--	--	--	--	--	--	--	--	--
pH	s.u.	--	--	--	--	--	--	--	--	--
Sulfate	ug/L	--	--	--	--	--	--	--	--	--
Sulfide	ug/L	--	--	--	--	--	--	--	--	--
Total dissolved solids (TDS)	ug/L	--	--	--	--	--	--	--	--	--
Total organic carbon (TOC)	ug/L	--	--	--	--	--	--	--	--	--

Notes
ug/L - Micrograms per litre
"-" - No value
U - Not detected at the associated reporting limit
J - Estimated concentration
UJ - Not detected; associated reporting limit is estimated
R - Rejected
s.u. - Standard units
nc - No criteria
ND - Non Detect (calculation)
BOLD[abc] Concentration exceeds associated screening level
IDEM Appendix A: Screening Levels Remedation Closure Guide - March 25, 2014
a - Exceeds IDEM residential tap screening levels
b - Exceeds IDEM residential vapor exposure screening levels
c - Exceeds IDEM commercial/industrial vapor screening levels

APPENDIX G.3

GROUNDWATER QUALITY DATA
RFI REPORT
FORMER MANUAL TRANSMISSIONS OF MUNCIE FACILITY
MUNCIE, INDIANA

AOI		*AOI 16*	*AOI 16*	*AOI 16*	*AOI 16*	*AOI 16*
Sample Location		*MW-11*	*MW-11*	*MW-11*	*MW-11*	*MW-11*
Sample Identification		*GW-017330-042805-TP-019*	*GW-017330-101905-MM-012*	*GW-017330-051006-NH-023*	*GW-017324-111408-NH-021*	*GW-17324-120711-EM-024*
Sample Date		*4/28/2005*	*10/19/2005*	*5/10/2006*	*11/14/2008*	*12/7/2011*
Sample Depth		-	-	-	-	-
Sample Depth						
	Units					
Volatile Organic Compounds (VOCs)						
Acetone	ug/L	10 UJ	10 UJ	10 U	10 U	10 U
Benzene	ug/L	1.0 UJ	1.0 U	1 U	1.0 U	1.0 U
Bromodichloromethane	ug/L	1.0 U	1.0 U	1 U	1.0 U	1.0 U
Bromoform	ug/L	1.0 U	1.0 UJ	1 U	1.0 U	1.0 U
Bromomethane (Methyl bromide)	ug/L	1.0 U	1.0 UJ	1 U	1.0 U	1.0 U
2-Butanone (Methyl ethyl ketone) (MEK)	ug/L	10 U	10 U	10 U	10 U	10 U
Carbon disulfide	ug/L	1.0 U	1.0 U	1 U	1.0 U	1.0 U
Carbon tetrachloride	ug/L	1.0 U	1.0 U	1 U	1.0 U	1.0 U
Chlorobenzene	ug/L	1.0 UJ	1.0 U	1 U	1.0 U	1.0 U
Chloroethane	ug/L	1.0 U	1.0 U	1 U	1.0 U	1.0 U
2-Chloroethyl vinyl ether	ug/L	--	--	--	--	--
Chloroform (Trichloromethane)	ug/L	1.0 U	1.0 U	1 U	1.0 U	1.0 U
Chloromethane (Methyl chloride)	ug/L	1.0 U	1.0 U	1 U	1.0 U	1.0 U
Cyclohexane	ug/L	1.0 U	1.0 U	--	1.0 U	1.0 U
1,2-Dibromo-3-chloropropane (DBCP)	ug/L	2.0 U	2.0 UJ	--	2.0 U	2.0 U
Dibromochloromethane	ug/L	1.0 U	1.0 UJ	1 U	1.0 U	1.0 U
1,2-Dibromoethane (Ethylene dibromide)	ug/L	1.0 U	1.0 UJ	--	1.0 U	1.0 U
1,2-Dichlorobenzene	ug/L	1.0 U	1.0 U	--	1.0 U	1.0 U
1,3-Dichlorobenzene	ug/L	1.0 U	1.0 U	--	1.0 U	1.0 U
1,4-Dichlorobenzene	ug/L	1.0 U	1.0 U	--	1.0 U	1.0 U
Dichlorodifluoromethane (CFC-12)	ug/L	1.0 U	1.0 U	--	1.0 U	1.0 U
1,1-Dichloroethane	ug/L	1.0 U	1.0 U	1 U	1.0 U	1.0 U
1,2-Dichloroethane	ug/L	1.0 U	1.0 U	1 U	1.0 U	1.0 U
1,2-Dichloroethene (total)	ug/L	--	--	--	--	--
1,1-Dichloroethene	ug/L	1.0 U	1.0 U	1 U	1.0 U	1.0 U
cis-1,2-Dichloroethene	ug/L	2.0 U	1.0 U	0.57 J	1.0 U	1.0 U
trans-1,2-Dichloroethene	ug/L	1.0 U	1.0 U	0.22 J	1.0 U	1.0 U
1,2-Dichloropropane	ug/L	1.0 U	1.0 U	1 U	1.0 U	1.0 U
cis-1,3-Dichloropropene	ug/L	1.0 U	1.0 UJ	1 U	1.0 U	1.0 U
trans-1,3-Dichloropropene	ug/L	1.0 U	1.0 UJ	1 U	1.0 U	1.0 U
Ethylbenzene	ug/L	1.0 U	1.0 U	1 U	1.0 U	1.0 U
2-Hexanone	ug/L	10 U	10 U	10 U	10 U	10 U
Isopropyl benzene	ug/L	1.0 U	1.0 U	--	1.0 U	1.0 U
Methyl acetate	ug/L	10 U	10 U	--	10 U	10 U
Methyl cyclohexane	ug/L	1.0 U	1.0 U	--	1.0 U	1.0 U
Methyl tert butyl ether (MTBE)	ug/L	5.0 U	5.0 U	--	5.0 U	5.0 U
4-Methyl-2-pentanone (Methyl isobutyl ketone) (MIBK)	ug/L	10 U	10 U	10 U	10 U	10 U
Methylene chloride	ug/L	1.0 U	1.0 UJ	1 U	1.0 U	1.0 U
Styrene	ug/L	1.0 U	1.0 U	1 U	1.0 U	1.0 U
VOCs (Continued)						

APPENDIX G.3

GROUNDWATER QUALITY DATA
RFI REPORT
FORMER MANUAL TRANSMISSIONS OF MUNCIE FACILITY
MUNCIE, INDIANA

AOI		*AOI 16*	*AOI 16*	*AOI 16*	*AOI 16*	*AOI 16*
Sample Location		*MW-11*	*MW-11*	*MW-11*	*MW-11*	*MW-11*
Sample Identification		*GW-017330-042805-TP-019*	*GW-017330-101905-MM-012*	*GW-017330-051006-NH-023*	*GW-017324-111408-NH-021*	*GW-17324-120711-EM-024*
Sample Date		*4/28/2005*	*10/19/2005*	*5/10/2006*	*11/14/2008*	*12/7/2011*
Sample Depth		*-*	*-*	*-*	*-*	*-*
Sample Depth						
	Units					
1,1,2,2-Tetrachloroethane	ug/L	1.0 U	1.0 U	1 U	1.0 U	1.0 U
Tetrachloroethene	ug/L	1.0 U	1.0 U	1 U	1.0 U	0.53 J
Toluene	ug/L	1.0 U	1.0 U	1 U	1.0 U	1.0 U
1,2,4-Trichlorobenzene	ug/L	1.0 U	1.0 U	--	1.0 U	1.0 U
1,1,1-Trichloroethane	ug/L	1.0 U	1.0 U	1 U	1.0 U	1.0 U
1,1,2-Trichloroethane	ug/L	1.0 U	1.0 U	1 U	1.0 U	1.0 U
Trichloroethene	ug/L	3.2 U	1.0 U	**14**[ab]	1.0 U	1.0 U
Trichlorofluoromethane (CFC-11)	ug/L	1.0 U	1.0 U	--	1.0 U	1.0 U
Trifluorotrichloroethane (Freon 113)	ug/L	1.0 U	1.0 U	--	1.0 U	1.0 U
Vinyl acetate	ug/L	--	--	--	--	--
Vinyl chloride	ug/L	0.48 J	1.0 U	1 U	1.0 U	1.0 U
Xylenes (total)	ug/L	2.0 U	2.0 U	2 U	2.0 U	2.0 U
Semi-Volatile Organic Compounds (SVOCs)						
Acenaphthene	ug/L	0.50 U	0.50 U	0.2 U	0.20 U	--
Acenaphthylene	ug/L	2.0 U	2.0 U	0.2 U	0.20 U	--
Acetonitrile	ug/L	--	--	--	--	--
Acetophenone	ug/L	--	--	1 U	1.0 U	--
2-Acetylaminofluorene	ug/L	--	--	--	--	--
Acrolein	ug/L	--	--	--	--	--
Acrylonitrile	ug/L	--	--	--	--	--
Allyl chloride	ug/L	--	--	--	--	--
4-Aminobiphenyl	ug/L	--	--	--	--	--
Aniline	ug/L	--	--	--	--	--
Anthracene	ug/L	0.10 U	0.10 U	0.2 U	0.20 U	--
Aramite	ug/L	--	--	--	--	--
Atrazine	ug/L	--	--	1 U	1.0 U	--
Benzaldehyde	ug/L	--	--	1 U	1.0 U	--
Benzidine	ug/L	--	--	--	--	--
Benzo(a)anthracene	ug/L	0.10 U	0.10 U	0.2 U	0.20 U	--
Benzo(a)pyrene	ug/L	0.10 U	0.10 U	0.2 U	0.20 U	--
Benzo(b)fluoranthene	ug/L	0.041 J	0.10 U	0.2 U	0.20 U	--
Benzo(g,h,i)perylene	ug/L	0.10 UJ	0.10 U	0.2 U	0.20 U	--
Benzo(k)fluoranthene	ug/L	0.10 U	0.10 U	0.2 U	0.20 U	--
Benzoic acid	ug/L	--	--	--	--	--
Benzyl alcohol	ug/L	--	--	--	--	--
Biphenyl (1,1-Biphenyl)	ug/L	--	--	1 U	1.0 U	--
4-Bromophenyl phenyl ether	ug/L	--	--	2 U	2.0 U	--
Butyl benzylphthalate (BBP)	ug/L	--	--	1 U	1.0 U	--
Caprolactam	ug/L	--	--	5 U	5.0 U	--
Carbazole	ug/L	--	--	1 U	1.0 U	--
4-Chloro-3-methylphenol	ug/L	--	--	2 U	2.0 U	--
4-Chloroaniline	ug/L	--	--	2 U	2.0 U	--
Chlorobenzilate	ug/L	--	--	--	--	--
bis(2-Chloroethoxy)methane	ug/L	--	--	1 U	1.0 U	--
bis(2-Chloroethyl)ether	ug/L	--	--	1 U	1.0 U	--

APPENDIX G.3

GROUNDWATER QUALITY DATA
RFI REPORT
FORMER MANUAL TRANSMISSIONS OF MUNCIE FACILITY
MUNCIE, INDIANA

AOI		*AOI 16*	*AOI 16*	*AOI 16*	*AOI 16*	*AOI 16*
Sample Location		*MW-11*	*MW-11*	*MW-11*	*MW-11*	*MW-11*
Sample Identification		*GW-017330-042805-TP-019*	*GW-017330-101905-MM-012*	*GW-017330-051006-NH-023*	*GW-017324-111408-NH-021*	*GW-17324-120711-EM-024*
Sample Date		*4/28/2005*	*10/19/2005*	*5/10/2006*	*11/14/2008*	*12/7/2011*
Sample Depth		*-*	*-*	*-*	*-*	*-*
Sample Depth						
	Units					
2-Chloronaphthalene	ug/L	--	--	1 U	1.0 U	--
2-Chlorophenol	ug/L	--	--	1 U	1.0 U	--
4-Chlorophenyl phenyl ether	ug/L	--	--	2 U	2.0 U	--
Chloroprene	ug/L	--	--	--	--	--
Chrysene	ug/L	0.10 U	0.10 U	0.2 U	0.20 U	--
Cresol isomers	ug/L	--	--	--	--	--
Diallate	ug/L	--	--	--	--	--
Dibenz(a,h)anthracene	ug/L	0.10 U	0.10 U	0.2 U	0.20 U	--
Dibenzofuran	ug/L	--	--	1 U	1.0 U	--
Dibromochloromethane	ug/L	--	--	--	--	--
Dibromomethane	ug/L	--	--	--	--	--
trans-1,4-Dichloro-2-butene	ug/L	--	--	--	--	--
3,3'-Dichlorobenzidine	ug/L	--	--	5 U	5.0 U	--
2,4-Dichlorophenol	ug/L	--	--	2 U	2.0 U	--
2,6-Dichlorophenol	ug/L	--	--	--	--	--
Diethyl phthalate	ug/L	--	--	1 U	1.0 U	--
Dimethoate	ug/L	--	--	--	--	--
Dimethyl phthalate	ug/L	--	--	1 U	1.0 U	--
p-Dimethylaminoazobenzene A	ug/L	--	--	--	--	--
7,12-Dimethylbenz(a)anthracene	ug/L	--	--	--	--	--
3,3-Dimethylbenzidine	ug/L	--	--	--	--	--
a,a-Dimethylphenethylamine	ug/L	--	--	--	--	--
2,4-Dimethylphenol	ug/L	--	--	2 U	2.0 U	--
Di-n-butylphthalate (DBP)	ug/L	--	--	1 U	1.0 U	--
4,6-Dinitro-2-methylphenol	ug/L	--	--	5 U	5.0 U	--
Dinitrobenzene, NOS	ug/L	--	--	--	--	--
2,4-Dinitrophenol	ug/L	--	--	5 U	5.0 U	--
2,4-Dinitrotoluene	ug/L	--	--	5 U	5.0 U	--
2,6-Dinitrotoluene	ug/L	--	--	5 U	5.0 U	--
Di-n-octyl phthalate (DnOP)	ug/L	--	--	1 U	1.0 U	--
1,4-Dioxane	ug/L	--	--	--	--	--
Diphenylamine	ug/L	--	--	--	--	--
1,2-Diphenylhydrazine	ug/L	--	--	--	--	--
Disulfoton	ug/L	--	--	--	--	--

APPENDIX G.3

GROUNDWATER QUALITY DATA
RFI REPORT
FORMER MANUAL TRANSMISSIONS OF MUNCIE FACILITY
MUNCIE, INDIANA

AOI		*AOI 16*	*AOI 16*	*AOI 16*	*AOI 16*	*AOI 16*
Sample Location		*MW-11*	*MW-11*	*MW-11*	*MW-11*	*MW-11*
Sample Identification		*GW-017330-042805-TP-019*	*GW-017330-101905-MM-012*	*GW-017330-051006-NH-023*	*GW-017324-111408-NH-021*	*GW-17324-120711-EM-024*
Sample Date		*4/28/2005*	*10/19/2005*	*5/10/2006*	*11/14/2008*	*12/7/2011*
Sample Depth		*-*	*-*	*-*	*-*	*-*
Sample Depth						
	Units					
SVOCs (Continued)						
Ethyl methacrylate	ug/L	--	--	--	--	--
Ethyl methanesulfonate	ug/L	--	--	--	--	--
bis(2-Ethylhexyl)phthalate (DEHP)	ug/L	--	--	1 U	2.0 U	--
Famphur	ug/L	--	--	--	--	--
Fluoranthene	ug/L	0.10 UJ	0.10 U	0.2 U	0.20 U	--
Fluorene	ug/L	0.10 U	0.10 U	0.2 U	0.20 U	--
Hexachlorobenzene	ug/L	--	--	0.2 U	0.20 U	--
Hexachlorobutadiene	ug/L	--	--	1 U	1.0 U	--
Hexachlorocyclopentadiene	ug/L	--	--	10 U	10 U	--
Hexachloroethane	ug/L	--	--	1 U	1.0 U	--
Hexachlorophene A	ug/L	--	--	--	--	--
Hexachloropropene	ug/L	--	--	--	--	--
Indeno(1,2,3-cd)pyrene	ug/L	0.10 UJ	0.10 U	0.2 U	0.20 U	--
Iodomethane	ug/L	--	--	--	--	--
Isodrin	ug/L	--	--	--	--	--
Isophorone	ug/L	--	--	1 U	1.0 U	--
Isosafrole	ug/L	--	--	--	--	--
Kepone	ug/L	--	--	--	--	--
Methapyrilene	ug/L	--	--	--	--	--
Methyl acrylonitrile	ug/L	--	--	--	--	--
Methyl methacrylate	ug/L	--	--	--	--	--
Methyl methanesulfonate	ug/L	--	--	--	--	--
Methyl parathion	ug/L	--	--	--	--	--
3-Methylcholanthrene	ug/L	--	--	--	--	--
2-Methylnaphthalene	ug/L	--	--	0.2 U	0.20 U	--
2-Methylphenol	ug/L	--	--	1 U	1.0 U	--
3&4-Methylphenol	ug/L	--	--	--	--	--
4-Methylphenol	ug/L	--	--	1 U	1.0 U	--
Naphthalene	ug/L	1.0 U	1.0 U	0.2 U	0.20 U	--
1,4-Naphthoquinone	ug/L	--	--	--	--	--
1-Naphthylamine	ug/L	--	--	--	--	--
2-Naphthylamine	ug/L	--	--	--	--	--
2-Nitroaniline	ug/L	--	--	2 U	2.0 U	--
3-Nitroaniline	ug/L	--	--	2 U	2.0 U	--
4-Nitroaniline	ug/L	--	--	2 U	2.0 U	--
Nitrobenzene	ug/L	--	--	1 U	1.0 U	--
2-Nitrophenol	ug/L	--	--	2 U	2.0 U	--
4-Nitrophenol	ug/L	--	--	5 U	5.0 U	--
4-Nitroquinoline-N-oxide	ug/L	--	--	--	--	--
N-Nitrosodi-n-butylamine	ug/L	--	--	--	--	--
N-Nitrosodi-n-propylamine	ug/L	--	--	1 U	1.0 U	--
N-Nitrosodiphenylamine	ug/L	--	--	1 U	1.0 U	--
N-Nitrosodiethylamine	ug/L	--	--	--	--	--
N-Nitrosodimethylamine	ug/L	--	--	--	--	--
N-Nitrosomethylethylamine	ug/L	--	--	--	--	--

APPENDIX G.3

GROUNDWATER QUALITY DATA
RFI REPORT
FORMER MANUAL TRANSMISSIONS OF MUNCIE FACILITY
MUNCIE, INDIANA

AOI		*AOI 16*	*AOI 16*	*AOI 16*	*AOI 16*	*AOI 16*
Sample Location		*MW-11*	*MW-11*	*MW-11*	*MW-11*	*MW-11*
Sample Identification		*GW-017330-042805-TP-019*	*GW-017330-101905-MM-012*	*GW-017330-051006-NH-023*	*GW-017324-111408-NH-021*	*GW-17324-120711-EM-024*
Sample Date		*4/28/2005*	*10/19/2005*	*5/10/2006*	*11/14/2008*	*12/7/2011*
Sample Depth		*-*	*-*	*-*	*-*	*-*
Sample Depth						
	Units					
SVOCs (Continued)						
N-Nitrosomorpholine	ug/L	--	--	--	--	--
N-Nitrosopiperidine	ug/L	--	--	--	--	--
N-Nitrosopyrrolidine	ug/L	--	--	--	--	--
2,2'-Oxybis(1-chloropropane) (bis(2-Chloroisopropyl) ether)	ug/L	--	--	1 U	1.0 U	--
Pentachlorobenzene	ug/L	--	--	--	--	--
Pentachloroethane	ug/L	--	--	--	--	--
Pentachloronitrobenzene	ug/L	--	--	--	--	--
Pentachlorophenol	ug/L	--	--	5 U	5.0 U	--
Phenacetin	ug/L	--	--	--	--	--
Phenanthrene	ug/L	0.10 U	0.10 U	0.2 U	0.20 U	--
Phenol	ug/L	--	--	1 U	1.0 U	--
p-Phenylenediamine	ug/L	--	--	--	--	--
Phorate	ug/L	--	--	--	--	--
2-Picoline	ug/L	--	--	--	--	--
Pronamide	ug/L	--	--	--	--	--
Propionitrile (ethyl cyanide)	ug/L	--	--	--	--	--
Pyrene	ug/L	0.10 U	0.10 U	0.2 U	0.20 U	--
Pyridine	ug/L	--	--	--	--	--
Safrole	ug/L	--	--	--	--	--
1,2,4,5-Tetrachlorobenzene	ug/L	--	--	--	--	--
1,1,1,2-Tetrachloroethane	ug/L	--	--	--	--	--
2,3,4,6-Tetrachlorophenol	ug/L	--	--	--	--	--
Thionazin (O,O-diethyl-O-2-pyrazinyl phosphorothioate)	ug/L	--	--	--	--	--
o-Toluidine A	ug/L	--	--	--	--	--
5-Nitro-2-toluidine	ug/L	--	--	--	--	--
2,4,5-Trichlorophenol	ug/L	--	--	5 U	5.0 U	--
2,4,6-Trichlorophenol	ug/L	--	--	5 U	5.0 U	--
1,2,3-Trichloropropane	ug/L	--	--	--	--	--
0,0,0-Triethylphosphorothioate	ug/L	--	--	--	--	--
1,3,5-Trinitrobenzene	ug/L	--	--	--	--	--
PCBs						
Aroclor-1016 (PCB-1016)	ug/L	--	--	--	--	0.48 U
Aroclor-1221 (PCB-1221)	ug/L	--	--	--	--	0.48 U
Aroclor-1232 (PCB-1232)	ug/L	--	--	--	--	0.48 U
Aroclor-1242 (PCB-1242)	ug/L	--	--	--	--	0.48 U
Aroclor-1248 (PCB-1248)	ug/L	--	--	--	--	0.48 U
Aroclor-1254 (PCB-1254)	ug/L	--	--	--	--	0.48 U
Aroclor-1260 (PCB-1260)	ug/L	--	--	--	--	0.48 U
Total PCBs	ug/L	--	--	--	--	ND
Total Petroleum Hydrocarbons (TPH)						
Total Petroleum Hydrocarbons - Purgeable (GRO)	ug/L	--	--	--	--	--

APPENDIX G.3

GROUNDWATER QUALITY DATA
RFI REPORT
FORMER MANUAL TRANSMISSIONS OF MUNCIE FACILITY
MUNCIE, INDIANA

AOI		***AOI 16***	***AOI 16***	***AOI 16***	***AOI 16***	***AOI 16***
Sample Location		***MW-11***	***MW-11***	***MW-11***	***MW-11***	***MW-11***
Sample Identification		***GW-017330-042805-TP-019***	***GW-017330-101905-MM-012***	***GW-017330-051006-NH-023***	***GW-017324-111408-NH-021***	***GW-17324-120711-EM-024***
Sample Date		***4/28/2005***	***10/19/2005***	***5/10/2006***	***11/14/2008***	***12/7/2011***
Sample Depth		***-***	***-***	***-***	***-***	***-***
Sample Depth						
	Units					
Metals						
Aluminum	ug/L	--	--	--	--	--
Antimony	ug/L	--	--	--	--	--
Arsenic	ug/L	10 U	10 U	**11.4**[a]	10.0 U	--
Arsenic (dissolved)	ug/L	--	--	10 U	10.0 U	--
Barium	ug/L	67 J	83 J	108 J	200 U	--
Barium (dissolved)	ug/L	--	--	92.5 J	200 U	--
Beryllium	ug/L	--	--	--	--	--
Cadmium	ug/L	5 U	5 U	1.1 J	5.0 U	--
Cadmium (dissolved)	ug/L	--	--	5 U	5.0 U	--
Calcium	ug/L	--	--	--	--	--
Calcium (dissolved)	ug/L	--	--	--	--	--
Chromium	ug/L	10 U	10 U	5.4 J	10.0 U	--
Chromium (dissolved)	ug/L	--	--	10 U	10.0 U	--
Cobalt	ug/L	--	--	--	--	--
Copper	ug/L	--	--	--	--	--
Copper (dissolved)	ug/L	--	--	--	--	--
Iron	ug/L	--	--	--	--	--
Iron (dissolved)	ug/L	--	--	--	--	--
Lead	ug/L	3 U	3 U	3.4	3.0 U	--
Lead (dissolved)	ug/L	--	--	3 U	3.0 U	--
Magnesium	ug/L	--	--	--	--	--
Magnesium (dissolved)	ug/L	--	--	--	--	--
Manganese	ug/L	--	--	--	--	--
Manganese (dissolved)	ug/L	--	--	--	--	--
Mercury	ug/L	0.2 U	0.2 U	0.2 U	0.20 U	--
Mercury (dissolved)	ug/L	--	--	0.2 U	0.20 U	--
Nickel	ug/L	--	--	--	--	--
Nickel (dissolved)	ug/L	--	--	--	--	--
Potassium	ug/L	--	--	--	--	--
Selenium	ug/L	5 U	5 U	5 U	5.0 U	--
Selenium (dissolved)	ug/L	--	--	5 U	5.0 U	--
Silver	ug/L	10 U	10 U	10 U	10.0 U	--
Silver (dissolved)	ug/L	--	--	10 U	10.0 U	--
Sodium	ug/L	--	--	--	--	--
Thallium	ug/L	--	--	--	--	--
Vanadium	ug/L	--	--	--	--	--
Zinc	ug/L	--	--	--	--	--
Zinc (dissolved)	ug/L	--	--	--	--	--

APPENDIX G.3

GROUNDWATER QUALITY DATA
RFI REPORT
FORMER MANUAL TRANSMISSIONS OF MUNCIE FACILITY
MUNCIE, INDIANA

AOI		***AOI 16***	***AOI 16***	***AOI 16***	***AOI 16***	***AOI 16***
Sample Location		***MW-11***	***MW-11***	***MW-11***	***MW-11***	***MW-11***
Sample Identification		***GW-017330-042805-TP-019***	***GW-017330-101905-MM-012***	***GW-017330-051006-NH-023***	***GW-017324-111408-NH-021***	***GW-17324-120711-EM-024***
Sample Date		***4/28/2005***	***10/19/2005***	***5/10/2006***	***11/14/2008***	***12/7/2011***
Sample Depth		***-***	***-***	***-***	***-***	***-***
Sample Depth						
	Units					
Gas						
Ethane	ug/L	--	--	--	--	--
Ethene	ug/L	--	--	--	--	--
Methane	ug/L	--	--	--	--	--
General Chemistry						
Alkalinity, bicarbonate	ug/L	--	--	--	--	--
Alkalinity, carbonate	ug/L	--	--	--	--	--
Bicarbonate (as CaCO3)	ug/L	--	--	--	--	--
Chloride	ug/L	--	--	--	--	--
Dissolved organic carbon (DOC)	ug/L	--	--	--	--	--
Hardness	ug/L	--	--	--	--	--
Hardness, carbonate	ug/L	--	--	--	--	--
Nitrate (as N)	ug/L	--	--	--	--	--
Nitrite (as N)	ug/L	--	--	--	--	--
pH	s.u.	--	--	--	--	--
Sulfate	ug/L	--	--	--	--	--
Sulfide	ug/L	--	--	--	--	--
Total dissolved solids (TDS)	ug/L	--	--	--	--	--
Total organic carbon (TOC)	ug/L	--	--	--	--	--

Notes
ug/L - Micrograms per litre
"-" - No value
U - Not detected at the associated reporting limit
J - Estimated concentration
UJ - Not detected; associated reporting limit is estimated
R - Rejected
s.u. - Standard units
nc - No criteria
ND - Non Detect (calculation)
BOLD[abc] Concentration exceeds associated screening level
IDEM Appendix A: Screening Levels Remedation Closure Guide - March 25, 2014
a - Exceeds IDEM residential tap screening levels
b - Exceeds IDEM residential vapor exposure screening levels
c - Exceeds IDEM commercial/industrial vapor screening levels

APPENDIX G.3

GROUNDWATER QUALITY DATA
RFI REPORT
FORMER MANUAL TRANSMISSIONS OF MUNCIE FACILITY
MUNCIE, INDIANA

AOI		*AOI 16*	*AOI 16*	*AOI 16*	*AOI 16*	*AOI 16*	*AOI 16*	*AOI 16*	*AOI 16*	*AOI 16*	*AOI 16*
Sample Location		*MW-11*	*MW-12*	*MW-12*	*MW-12*	*MW-12*	*MW-12*	*MW-12*	*MW-12*	*MW-12*	*MW-12*
Sample Identification		*GW-017324-050614-SM-032*	*MW-12*	*MW-12*	*MW-12*	*MW-12*	*MW-12*	*MW-12*	*MW-12*	*MW-12*	*MW-12*
Sample Date		*5/6/2014*	*7/10/1990*	*1/1/1991*	*12/1/1991*	*6/15/1994*	*3/21/1996*	*5/1/1997*	*9/16/1997*	*1/10/1998*	*1/14/1998*
Sample Depth		-	-	-	-	-	-	-	-	-	-
Sample Depth											
	Units										
Volatile Organic Compounds (VOCs)											
Acetone	ug/L	2.5 J	10	U	U	U	U	U	U	U	U
Benzene	ug/L	1.0 U	2 U	U	U	U	U	U	U	U	U
Bromodichloromethane	ug/L	1.0 U	2 U	U	--	U	U	U	U	U	U
Bromoform	ug/L	1.0 U	2 U	--	--	--	--	--	--	--	--
Bromomethane (Methyl bromide)	ug/L	1.0 U	2 U	--	--	--	--	--	--	--	--
2-Butanone (Methyl ethyl ketone) (MEK)	ug/L	10 U	10 U	U	--	U	U	U	U	U	U
Carbon disulfide	ug/L	1.0 U	2 U	--	--	--	--	--	--	--	--
Carbon tetrachloride	ug/L	1.0 U	2 U	--	--	--	--	--	--	--	--
Chlorobenzene	ug/L	1.0 U	2 U	U	U	U	U	U	U	U	U
Chloroethane	ug/L	1.0 U	2 U	U	U	U	U	U	U	U	U
2-Chloroethyl vinyl ether	ug/L	--	--	--	U	U	U	U	U	U	U
Chloroform (Trichloromethane)	ug/L	1.0 U	2 U	U	U	U	U	U	U	U	U
Chloromethane (Methyl chloride)	ug/L	1.0 U	2 U	U	U	U	U	U	U	U	U
Cyclohexane	ug/L	1.0 U	--	--	--	--	--	--	--	--	--
1,2-Dibromo-3-chloropropane (DBCP)	ug/L	2.0 U	--	--	--	--	--	--	--	--	--
Dibromochloromethane	ug/L	1.0 U	--	U	U	U	U	U	U	--	--
1,2-Dibromoethane (Ethylene dibromide)	ug/L	1.0 U	--	--	--	--	--	--	--	--	--
1,2-Dichlorobenzene	ug/L	1.0 U	2 U	--	--	--	--	--	--	--	--
1,3-Dichlorobenzene	ug/L	1.0 U	2 U	--	--	--	--	--	--	--	--
1,4-Dichlorobenzene	ug/L	1.0 U	2 U	--	--	--	--	--	--	--	--
Dichlorodifluoromethane (CFC-12)	ug/L	1.0 U	--	--	--	--	--	--	--	--	--
1,1-Dichloroethane	ug/L	1.0 U	2 U	U	U	U	U	U	U	U	U
1,2-Dichloroethane	ug/L	1.0 U	2 U	U	U	U	U	U	U	U	U
1,2-Dichloroethene (total)	ug/L	--	2 U	U	U	U	U	U	U	U	U
1,1-Dichloroethene	ug/L	1.0 U	2 U	U	U	U	U	U	U	U	U
cis-1,2-Dichloroethene	ug/L	1.0 U	--	U	--	U	U	U	U	U	U
trans-1,2-Dichloroethene	ug/L	1.0 U	--	U	U	U	U	U	U	U	U
1,2-Dichloropropane	ug/L	1.0 U	2 U	--	--	--	--	--	--	--	--
cis-1,3-Dichloropropene	ug/L	1.0 U	2 U	--	--	--	--	--	--	--	--
trans-1,3-Dichloropropene	ug/L	1.0 U	2 U	--	--	--	--	--	--	--	--
Ethylbenzene	ug/L	1.0 U	2 U	U	U	U	U	U	U	U	U
2-Hexanone	ug/L	10 U	2 U	U	--	U	U	U	U	U	U
Isopropyl benzene	ug/L	1.0 U	--	--	--	--	--	--	--	--	--
Methyl acetate	ug/L	10 U	--	--	--	--	--	--	--	--	--
Methyl cyclohexane	ug/L	1.0 U	--	--	--	--	--	--	--	--	--
Methyl tert butyl ether (MTBE)	ug/L	1.0 U	--	--	--	--	--	--	--	--	--
4-Methyl-2-pentanone (Methyl isobutyl ketone) (MIBK)	ug/L	10 U	2 U	--	--	--	--	--	--	--	--
Methylene chloride	ug/L	1.0 U	2 U	U	U	U	1	U	U	**10[a]**	U
Styrene	ug/L	1.0 U	2 U	--	--	--	--	--	--	--	--
VOCs (Continued)											

APPENDIX G.3

GROUNDWATER QUALITY DATA
RFI REPORT
FORMER MANUAL TRANSMISSIONS OF MUNCIE FACILITY
MUNCIE, INDIANA

AOI		*AOI 16*	*AOI 16*	*AOI 16*	*AOI 16*	*AOI 16*	*AOI 16*	*AOI 16*	*AOI 16*	*AOI 16*	*AOI 16*
Sample Location		*MW-11*	*MW-12*	*MW-12*	*MW-12*	*MW-12*	*MW-12*	*MW-12*	*MW-12*	*MW-12*	*MW-12*
Sample Identification		*GW-017324-050614-SM-032*	*MW-12*	*MW-12*	*MW-12*	*MW-12*	*MW-12*	*MW-12*	*MW-12*	*MW-12*	*MW-12*
Sample Date		*5/6/2014*	*7/10/1990*	*1/1/1991*	*12/1/1991*	*6/15/1994*	*3/21/1996*	*5/1/1997*	*9/16/1997*	*1/10/1998*	*1/14/1998*
Sample Depth		-	-	-	-	-	-	-	-	-	-
Sample Depth											
	Units										
1,1,2,2-Tetrachloroethane	ug/L	1.0 U	2 U	--	--	--	--	--	--	--	--
Tetrachloroethene	ug/L	1.0 U	2 U	U	U	U	U	U	U	U	U
Toluene	ug/L	1.0 U	2 U	U	3	U	U	U	U	U	U
1,2,4-Trichlorobenzene	ug/L	1.0 U	--	--	--	--	--	--	--	--	--
1,1,1-Trichloroethane	ug/L	1.0 U	2 U	U	U	U	U	U	U	U	U
1,1,2-Trichloroethane	ug/L	1.0 U	2 U	--	--	--	--	--	--	--	--
Trichloroethene	ug/L	1.0 U	3	U	U	2	3	1.8	2.1	1.8	1.9
Trichlorofluoromethane (CFC-11)	ug/L	1.0 U	2 U	--	--	--	--	--	--	--	--
Trifluorotrichloroethane (Freon 113)	ug/L	1.0 U	--	--	--	--	--	--	--	--	--
Vinyl acetate	ug/L	--	2 U	--	--	--	--	--	--	--	--
Vinyl chloride	ug/L	1.0 U	2 U	U	U	U	U	U	U	U	U
Xylenes (total)	ug/L	2.0 U	2 U	U	U	U	0.3	U	U	U	U
Semi-Volatile Organic Compounds (SVOCs)											
Acenaphthene	ug/L	--	--	--	--	--	--	--	--	--	--
Acenaphthylene	ug/L	--	--	--	--	--	--	--	--	--	--
Acetonitrile	ug/L	--	--	--	--	--	--	--	--	--	--
Acetophenone	ug/L	--	--	--	--	--	--	--	--	--	--
2-Acetylaminofluorene	ug/L	--	--	--	--	--	--	--	--	--	--
Acrolein	ug/L	--	--	--	--	--	--	--	--	--	--
Acrylonitrile	ug/L	--	--	--	--	--	--	--	--	--	--
Allyl chloride	ug/L	--	--	--	--	--	--	--	--	--	--
4-Aminobiphenyl	ug/L	--	--	--	--	--	--	--	--	--	--
Aniline	ug/L	--	--	--	--	--	--	--	--	--	--
Anthracene	ug/L	--	--	--	--	--	--	--	--	--	--
Aramite	ug/L	--	--	--	--	--	--	--	--	--	--
Atrazine	ug/L	--	--	--	--	--	--	--	--	--	--
Benzaldehyde	ug/L	--	--	--	--	--	--	--	--	--	--
Benzidine	ug/L	--	--	--	--	--	--	--	--	--	--
Benzo(a)anthracene	ug/L	--	--	--	--	--	--	--	--	--	--
Benzo(a)pyrene	ug/L	--	--	--	--	--	--	--	--	--	--
Benzo(b)fluoranthene	ug/L	--	--	--	--	--	--	--	--	--	--
Benzo(g,h,i)perylene	ug/L	--	--	--	--	--	--	--	--	--	--
Benzo(k)fluoranthene	ug/L	--	--	--	--	--	--	--	--	--	--
Benzoic acid	ug/L	--	--	--	--	--	--	--	--	--	--
Benzyl alcohol	ug/L	--	--	--	--	--	--	--	--	--	--
Biphenyl (1,1-Biphenyl)	ug/L	--	--	--	--	--	--	--	--	--	--
4-Bromophenyl phenyl ether	ug/L	--	--	--	--	--	--	--	--	--	--
Butyl benzylphthalate (BBP)	ug/L	--	--	--	--	--	--	--	--	--	--
Caprolactam	ug/L	--	--	--	--	--	--	--	--	--	--
Carbazole	ug/L	--	--	--	--	--	--	--	--	--	--
4-Chloro-3-methylphenol	ug/L	--	--	--	--	--	--	--	--	--	--
4-Chloroaniline	ug/L	--	--	--	--	--	--	--	--	--	--
Chlorobenzilate	ug/L	--	--	--	--	--	--	--	--	--	--
bis(2-Chloroethoxy)methane	ug/L	--	--	--	--	--	--	--	--	--	--
bis(2-Chloroethyl)ether	ug/L	--	--	--	--	--	--	--	--	--	--

APPENDIX G.3

GROUNDWATER QUALITY DATA
RFI REPORT
FORMER MANUAL TRANSMISSIONS OF MUNCIE FACILITY
MUNCIE, INDIANA

AOI		*AOI 16*	*AOI 16*	*AOI 16*	*AOI 16*	*AOI 16*	*AOI 16*	*AOI 16*	*AOI 16*	*AOI 16*	*AOI 16*
Sample Location		***MW-11***	***MW-12***	***MW-12***	***MW-12***	***MW-12***	***MW-12***	***MW-12***	***MW-12***	***MW-12***	***MW-12***
Sample Identification		***GW-017324-050614-SM-032***	***MW-12***	***MW-12***	***MW-12***	***MW-12***	***MW-12***	***MW-12***	***MW-12***	***MW-12***	***MW-12***
Sample Date		***5/6/2014***	***7/10/1990***	***1/1/1991***	***12/1/1991***	***6/15/1994***	***3/21/1996***	***5/1/1997***	***9/16/1997***	***1/10/1998***	***1/14/1998***
Sample Depth		-	-	-	-	-	-	-	-	-	-
Sample Depth											
	Units										
2-Chloronaphthalene	ug/L	--	--	--	--	--	--	--	--	--	--
2-Chlorophenol	ug/L	--	--	--	--	--	--	--	--	--	--
4-Chlorophenyl phenyl ether	ug/L	--	--	--	--	--	--	--	--	--	--
Chloroprene	ug/L	--	--	--	--	--	--	--	--	--	--
Chrysene	ug/L	--	--	--	--	--	--	--	--	--	--
Cresol isomers	ug/L	--	--	--	--	--	--	--	--	--	--
Diallate	ug/L	--	--	--	--	--	--	--	--	--	--
Dibenz(a,h)anthracene	ug/L	--	--	--	--	--	--	--	--	--	--
Dibenzofuran	ug/L	--	--	--	--	--	--	--	--	--	--
Dibromochloromethane	ug/L	--	2 U	--	--	--	--	--	--	U	U
Dibromomethane	ug/L	--	--	--	--	--	--	--	--	--	--
trans-1,4-Dichloro-2-butene	ug/L	--	--	--	--	--	--	--	--	--	--
3,3'-Dichlorobenzidine	ug/L	--	--	--	--	--	--	--	--	--	--
2,4-Dichlorophenol	ug/L	--	--	--	--	--	--	--	--	--	--
2,6-Dichlorophenol	ug/L	--	--	--	--	--	--	--	--	--	--
Diethyl phthalate	ug/L	--	--	--	--	--	--	--	--	--	--
Dimethoate	ug/L	--	--	--	--	--	--	--	--	--	--
Dimethyl phthalate	ug/L	--	--	--	--	--	--	--	--	--	--
p-Dimethylaminoazobenzene A	ug/L	--	--	--	--	--	--	--	--	--	--
7,12-Dimethylbenz(a)anthracene	ug/L	--	--	--	--	--	--	--	--	--	--
3,3-Dimethylbenzidine	ug/L	--	--	--	--	--	--	--	--	--	--
a,a-Dimethylphenethylamine	ug/L	--	--	--	--	--	--	--	--	--	--
2,4-Dimethylphenol	ug/L	--	--	--	--	--	--	--	--	--	--
Di-n-butylphthalate (DBP)	ug/L	--	--	--	--	--	--	--	--	--	--
4,6-Dinitro-2-methylphenol	ug/L	--	--	--	--	--	--	--	--	--	--
Dinitrobenzene, NOS	ug/L	--	--	--	--	--	--	--	--	--	--
2,4-Dinitrophenol	ug/L	--	--	--	--	--	--	--	--	--	--
2,4-Dinitrotoluene	ug/L	--	--	--	--	--	--	--	--	--	--
2,6-Dinitrotoluene	ug/L	--	--	--	--	--	--	--	--	--	--
Di-n-octyl phthalate (DnOP)	ug/L	--	--	--	--	--	--	--	--	--	--
1,4-Dioxane	ug/L	--	--	--	--	--	--	--	--	--	--
Diphenylamine	ug/L	--	--	--	--	--	--	--	--	--	--
1,2-Diphenylhydrazine	ug/L	--	--	--	--	--	--	--	--	--	--
Disulfoton	ug/L	--	--	--	--	--	--	--	--	--	--

APPENDIX G.3

GROUNDWATER QUALITY DATA
RFI REPORT
FORMER MANUAL TRANSMISSIONS OF MUNCIE FACILITY
MUNCIE, INDIANA

AOI		*AOI 16*	*AOI 16*	*AOI 16*	*AOI 16*	*AOI 16*	*AOI 16*	*AOI 16*	*AOI 16*	*AOI 16*	*AOI 16*
Sample Location		*MW-11*	*MW-12*	*MW-12*	*MW-12*	*MW-12*	*MW-12*	*MW-12*	*MW-12*	*MW-12*	*MW-12*
Sample Identification		*GW-017324-050614-SM-032*	*MW-12*	*MW-12*	*MW-12*	*MW-12*	*MW-12*	*MW-12*	*MW-12*	*MW-12*	*MW-12*
Sample Date		*5/6/2014*	*7/10/1990*	*1/1/1991*	*12/1/1991*	*6/15/1994*	*3/21/1996*	*5/1/1997*	*9/16/1997*	*1/10/1998*	*1/14/1998*
Sample Depth		*-*	*-*	*-*	*-*	*-*	*-*	*-*	*-*	*-*	*-*
Sample Depth											
	Units										
SVOCs (Continued)											
Ethyl methacrylate	ug/L	--	--	--	--	--	--	--	--	--	--
Ethyl methanesulfonate	ug/L	--	--	--	--	--	--	--	--	--	--
bis(2-Ethylhexyl)phthalate (DEHP)	ug/L	--	--	--	--	--	--	--	--	--	--
Famphur	ug/L	--	--	--	--	--	--	--	--	--	--
Fluoranthene	ug/L	--	--	--	--	--	--	--	--	--	--
Fluorene	ug/L	--	--	--	--	--	--	--	--	--	--
Hexachlorobenzene	ug/L	--	--	--	--	--	--	--	--	--	--
Hexachlorobutadiene	ug/L	--	--	--	--	--	--	--	--	--	--
Hexachlorocyclopentadiene	ug/L	--	--	--	--	--	--	--	--	--	--
Hexachloroethane	ug/L	--	--	--	--	--	--	--	--	--	--
Hexachlorophene A	ug/L	--	--	--	--	--	--	--	--	--	--
Hexachloropropene	ug/L	--	--	--	--	--	--	--	--	--	--
Indeno(1,2,3-cd)pyrene	ug/L	--	--	--	--	--	--	--	--	--	--
Iodomethane	ug/L	--	--	--	--	--	--	--	--	--	--
Isodrin	ug/L	--	--	--	--	--	--	--	--	--	--
Isophorone	ug/L	--	--	--	--	--	--	--	--	--	--
Isosafrole	ug/L	--	--	--	--	--	--	--	--	--	--
Kepone	ug/L	--	--	--	--	--	--	--	--	--	--
Methapyrilene	ug/L	--	--	--	--	--	--	--	--	--	--
Methyl acrylonitrile	ug/L	--	--	--	--	--	--	--	--	--	--
Methyl methacrylate	ug/L	--	--	--	--	--	--	--	--	--	--
Methyl methanesulfonate	ug/L	--	--	--	--	--	--	--	--	--	--
Methyl parathion	ug/L	--	--	--	--	--	--	--	--	--	--
3-Methylcholanthrene	ug/L	--	--	--	--	--	--	--	--	--	--
2-Methylnaphthalene	ug/L	--	--	--	--	--	--	--	--	--	--
2-Methylphenol	ug/L	--	--	--	--	--	--	--	--	--	--
3&4-Methylphenol	ug/L	--	--	--	--	--	--	--	--	--	--
4-Methylphenol	ug/L	--	--	--	--	--	--	--	--	--	--
Naphthalene	ug/L	--	--	--	--	--	--	--	--	--	--
1,4-Naphthoquinone	ug/L	--	--	--	--	--	--	--	--	--	--
1-Naphthylamine	ug/L	--	--	--	--	--	--	--	--	--	--
2-Naphthylamine	ug/L	--	--	--	--	--	--	--	--	--	--
2-Nitroaniline	ug/L	--	--	--	--	--	--	--	--	--	--
3-Nitroaniline	ug/L	--	--	--	--	--	--	--	--	--	--
4-Nitroaniline	ug/L	--	--	--	--	--	--	--	--	--	--
Nitrobenzene	ug/L	--	--	--	--	--	--	--	--	--	--
2-Nitrophenol	ug/L	--	--	--	--	--	--	--	--	--	--
4-Nitrophenol	ug/L	--	--	--	--	--	--	--	--	--	--
4-Nitroquinoline-N-oxide	ug/L	--	--	--	--	--	--	--	--	--	--
N-Nitrosodi-n-butylamine	ug/L	--	--	--	--	--	--	--	--	--	--
N-Nitrosodi-n-propylamine	ug/L	--	--	--	--	--	--	--	--	--	--
N-Nitrosodiphenylamine	ug/L	--	--	--	--	--	--	--	--	--	--
N-Nitrosodiethylamine	ug/L	--	--	--	--	--	--	--	--	--	--
N-Nitrosodimethylamine	ug/L	--	--	--	--	--	--	--	--	--	--
N-Nitrosomethylethylamine	ug/L	--	--	--	--	--	--	--	--	--	--

APPENDIX G.3

GROUNDWATER QUALITY DATA
RFI REPORT
FORMER MANUAL TRANSMISSIONS OF MUNCIE FACILITY
MUNCIE, INDIANA

AOI		*AOI 16*	*AOI 16*	*AOI 16*	*AOI 16*	*AOI 16*	*AOI 16*	*AOI 16*	*AOI 16*	*AOI 16*	*AOI 16*
Sample Location		*MW-11*	*MW-12*	*MW-12*	*MW-12*	*MW-12*	*MW-12*	*MW-12*	*MW-12*	*MW-12*	*MW-12*
Sample Identification		*GW-017324-050614-SM-032*	*MW-12*	*MW-12*	*MW-12*	*MW-12*	*MW-12*	*MW-12*	*MW-12*	*MW-12*	*MW-12*
Sample Date		*5/6/2014*	*7/10/1990*	*1/1/1991*	*12/1/1991*	*6/15/1994*	*3/21/1996*	*5/1/1997*	*9/16/1997*	*1/10/1998*	*1/14/1998*
Sample Depth		*-*	*-*	*-*	*-*	*-*	*-*	*-*	*-*	*-*	*-*
Sample Depth											
	Units										
SVOCs (Continued)											
N-Nitrosomorpholine	ug/L	--	--	--	--	--	--	--	--	--	--
N-Nitrosopiperidine	ug/L	--	--	--	--	--	--	--	--	--	--
N-Nitrosopyrrolidine	ug/L	--	--	--	--	--	--	--	--	--	--
2,2'-Oxybis(1-chloropropane) (bis(2-Chloroisopropyl) ether)	ug/L	--	--	--	--	--	--	--	--	--	--
Pentachlorobenzene	ug/L	--	--	--	--	--	--	--	--	--	--
Pentachloroethane	ug/L	--	--	--	--	--	--	--	--	--	--
Pentachloronitrobenzene	ug/L	--	--	--	--	--	--	--	--	--	--
Pentachlorophenol	ug/L	--	--	--	--	--	--	--	--	--	--
Phenacetin	ug/L	--	--	--	--	--	--	--	--	--	--
Phenanthrene	ug/L	--	--	--	--	--	--	--	--	--	--
Phenol	ug/L	--	--	--	--	--	--	--	--	--	--
p-Phenylenediamine	ug/L	--	--	--	--	--	--	--	--	--	--
Phorate	ug/L	--	--	--	--	--	--	--	--	--	--
2-Picoline	ug/L	--	--	--	--	--	--	--	--	--	--
Pronamide	ug/L	--	--	--	--	--	--	--	--	--	--
Propionitrile (ethyl cyanide)	ug/L	--	--	--	--	--	--	--	--	--	--
Pyrene	ug/L	--	--	--	--	--	--	--	--	--	--
Pyridine	ug/L	--	--	--	--	--	--	--	--	--	--
Safrole	ug/L	--	--	--	--	--	--	--	--	--	--
1,2,4,5-Tetrachlorobenzene	ug/L	--	--	--	--	--	--	--	--	--	--
1,1,1,2-Tetrachloroethane	ug/L	--	--	--	--	--	--	--	--	--	--
2,3,4,6-Tetrachlorophenol	ug/L	--	--	--	--	--	--	--	--	--	--
Thionazin (O,O-diethyl-O-2-pyrazinyl phosphorothioate)	ug/L	--	--	--	--	--	--	--	--	--	--
o-Toluidine A	ug/L	--	--	--	--	--	--	--	--	--	--
5-Nitro-2-toluidine	ug/L	--	--	--	--	--	--	--	--	--	--
2,4,5-Trichlorophenol	ug/L	--	--	--	--	--	--	--	--	--	--
2,4,6-Trichlorophenol	ug/L	--	--	--	--	--	--	--	--	--	--
1,2,3-Trichloropropane	ug/L	--	--	--	--	--	--	--	--	--	--
0,0,0-Triethylphosphorothioate	ug/L	--	--	--	--	--	--	--	--	--	--
1,3,5-Trinitrobenzene	ug/L	--	--	--	--	--	--	--	--	--	--
PCBs											
Aroclor-1016 (PCB-1016)	ug/L	0.49 U	--	--	--	--	--	--	--	--	--
Aroclor-1221 (PCB-1221)	ug/L	0.49 U	--	--	--	--	--	--	--	--	--
Aroclor-1232 (PCB-1232)	ug/L	0.49 U	--	--	--	--	--	--	--	--	--
Aroclor-1242 (PCB-1242)	ug/L	0.49 U	--	--	--	--	--	--	--	--	--
Aroclor-1248 (PCB-1248)	ug/L	0.49 U	--	--	--	--	--	--	--	--	--
Aroclor-1254 (PCB-1254)	ug/L	0.49 U	--	--	--	--	--	--	--	--	--
Aroclor-1260 (PCB-1260)	ug/L	0.49 U	--	--	--	--	--	--	--	--	--
Total PCBs	ug/L	ND	--	--	--	--	--	--	--	--	--
Total Petroleum Hydrocarbons (TPH)											
Total Petroleum Hydrocarbons - Purgeable (GRO)	ug/L	--	--	--	--	--	--	--	--	--	--

APPENDIX G.3

GROUNDWATER QUALITY DATA
RFI REPORT
FORMER MANUAL TRANSMISSIONS OF MUNCIE FACILITY
MUNCIE, INDIANA

AOI		*AOI 16*	*AOI 16*	*AOI 16*	*AOI 16*	*AOI 16*	*AOI 16*	*AOI 16*	*AOI 16*	*AOI 16*	*AOI 16*
Sample Location		***MW-11***	***MW-12***	***MW-12***	***MW-12***	***MW-12***	***MW-12***	***MW-12***	***MW-12***	***MW-12***	***MW-12***
Sample Identification		***GW-017324-050614-SM-032***	***MW-12***	***MW-12***	***MW-12***	***MW-12***	***MW-12***	***MW-12***	***MW-12***	***MW-12***	***MW-12***
Sample Date		***5/6/2014***	***7/10/1990***	***1/1/1991***	***12/1/1991***	***6/15/1994***	***3/21/1996***	***5/1/1997***	***9/16/1997***	***1/10/1998***	***1/14/1998***
Sample Depth		*-*	*-*	*-*	*-*	*-*	*-*	*-*	*-*	*-*	*-*
Sample Depth											
	Units										
Metals											
Aluminum	ug/L	--	--	--	--	--	--	--	--	--	--
Antimony	ug/L	--	--	--	--	--	--	--	--	--	--
Arsenic	ug/L	--	--	--	--	--	--	--	--	--	--
Arsenic (dissolved)	ug/L	--	--	--	--	--	--	--	--	--	--
Barium	ug/L	--	--	--	--	--	--	--	--	--	--
Barium (dissolved)	ug/L	--	--	--	--	--	--	--	--	--	--
Beryllium	ug/L	--	--	--	--	--	--	--	--	--	--
Cadmium	ug/L	--	--	--	--	--	--	--	--	--	--
Cadmium (dissolved)	ug/L	--	--	--	--	--	--	--	--	--	--
Calcium	ug/L	--	--	--	--	--	--	--	--	--	--
Calcium (dissolved)	ug/L	--	--	--	--	--	--	--	--	--	--
Chromium	ug/L	--	--	--	--	--	--	--	--	--	--
Chromium (dissolved)	ug/L	--	--	--	--	--	--	--	--	--	--
Cobalt	ug/L	--	--	--	--	--	--	--	--	--	--
Copper	ug/L	--	--	--	--	--	--	--	--	--	--
Copper (dissolved)	ug/L	--	--	--	--	--	--	--	--	--	--
Iron	ug/L	--	--	--	--	--	--	--	--	--	--
Iron (dissolved)	ug/L	--	--	--	--	--	--	--	--	--	--
Lead	ug/L	--	--	--	--	--	--	--	--	--	--
Lead (dissolved)	ug/L	--	--	--	--	--	--	--	--	--	--
Magnesium	ug/L	--	--	--	--	--	--	--	--	--	--
Magnesium (dissolved)	ug/L	--	--	--	--	--	--	--	--	--	--
Manganese	ug/L	--	--	--	--	--	--	--	--	--	--
Manganese (dissolved)	ug/L	--	--	--	--	--	--	--	--	--	--
Mercury	ug/L	--	--	--	--	--	--	--	--	--	--
Mercury (dissolved)	ug/L	--	--	--	--	--	--	--	--	--	--
Nickel	ug/L	--	--	--	--	--	--	--	--	--	--
Nickel (dissolved)	ug/L	--	--	--	--	--	--	--	--	--	--
Potassium	ug/L	--	--	--	--	--	--	--	--	--	--
Selenium	ug/L	--	--	--	--	--	--	--	--	--	--
Selenium (dissolved)	ug/L	--	--	--	--	--	--	--	--	--	--
Silver	ug/L	--	--	--	--	--	--	--	--	--	--
Silver (dissolved)	ug/L	--	--	--	--	--	--	--	--	--	--
Sodium	ug/L	--	--	--	--	--	--	--	--	--	--
Thallium	ug/L	--	--	--	--	--	--	--	--	--	--
Vanadium	ug/L	--	--	--	--	--	--	--	--	--	--
Zinc	ug/L	--	--	--	--	--	--	--	--	--	--
Zinc (dissolved)	ug/L	--	--	--	--	--	--	--	--	--	--

APPENDIX G.3

GROUNDWATER QUALITY DATA
RFI REPORT
FORMER MANUAL TRANSMISSIONS OF MUNCIE FACILITY
MUNCIE, INDIANA

AOI		***AOI 16***	***AOI 16***	***AOI 16***	***AOI 16***	***AOI 16***	***AOI 16***	***AOI 16***	***AOI 16***	***AOI 16***	***AOI 16***
Sample Location		***MW-11***	***MW-12***	***MW-12***	***MW-12***	***MW-12***	***MW-12***	***MW-12***	***MW-12***	***MW-12***	***MW-12***
Sample Identification		***GW-017324-050614-SM-032***	***MW-12***	***MW-12***	***MW-12***	***MW-12***	***MW-12***	***MW-12***	***MW-12***	***MW-12***	***MW-12***
Sample Date		***5/6/2014***	***7/10/1990***	***1/1/1991***	***12/1/1991***	***6/15/1994***	***3/21/1996***	***5/1/1997***	***9/16/1997***	***1/10/1998***	***1/14/1998***
Sample Depth		***-***	***-***	***-***	***-***	***-***	***-***	***-***	***-***	***-***	***-***
Sample Depth											
	Units										
Gas											
Ethane	ug/L	--	--	--	--	--	--	--	--	--	--
Ethene	ug/L	--	--	--	--	--	--	--	--	--	--
Methane	ug/L	--	--	--	--	--	--	--	--	--	--
General Chemistry											
Alkalinity, bicarbonate	ug/L	--	--	--	--	--	--	--	--	--	--
Alkalinity, carbonate	ug/L	--	--	--	--	--	--	--	--	--	--
Bicarbonate (as CaCO3)	ug/L	--	--	--	--	--	--	--	--	--	--
Chloride	ug/L	--	--	--	--	--	--	--	--	--	--
Dissolved organic carbon (DOC)	ug/L	--	--	--	--	--	--	--	--	--	--
Hardness	ug/L	--	--	--	--	--	--	--	--	--	--
Hardness, carbonate	ug/L	--	--	--	--	--	--	--	--	--	--
Nitrate (as N)	ug/L	--	--	--	--	--	--	--	--	--	--
Nitrite (as N)	ug/L	--	--	--	--	--	--	--	--	--	--
pH	s.u.	--	--	--	--	--	--	--	--	--	--
Sulfate	ug/L	--	--	--	--	--	--	--	--	--	--
Sulfide	ug/L	--	--	--	--	--	--	--	--	--	--
Total dissolved solids (TDS)	ug/L	--	--	--	--	--	--	--	--	--	--
Total organic carbon (TOC)	ug/L	--	--	--	--	--	--	--	--	--	--

Notes
ug/L - Micrograms per litre
"-" - No value
U - Not detected at the associated reporting limit
J - Estimated concentration
UJ - Not detected; associated reporting limit is estimated
R - Rejected
s.u. - Standard units
nc - No criteria
ND - Non Detect (calculation)
BOLD[abc] Concentration exceeds associated screening level
IDEM Appendix A: Screening Levels Remedation Closure Guide - March 25, 2014
a - Exceeds IDEM residential tap screening levels
b - Exceeds IDEM residential vapor exposure screening levels
c - Exceeds IDEM commercial/industrial vapor screening levels

APPENDIX G.3

GROUNDWATER QUALITY DATA
RFI REPORT
FORMER MANUAL TRANSMISSIONS OF MUNCIE FACILITY
MUNCIE, INDIANA

AOI		*AOI 16*	*AOI 16*	*AOI 16*	*AOI 16*	*AOI 16*	*AOI 16*	*AOI 16*
Sample Location		*MW-12*	*MW-12*	*MW-12*	*MW-12*	*MW-12*	*MW-12*	*MW-12*
Sample Identification		*MW-12*	*MW-12*	*MW-12*	*GW-17330-100902-EH-001*	*GW-072004-MR-001*	*GW-017330-042605-TP-002*	*GW-017330-101805-MM-001*
Sample Date		*4/1/1999*	*10/1/2000*	*3/27/2001*	*10/9/2002*	*7/20/2004*	*4/26/2005*	*10/18/2005*
Sample Depth		-	-	-	-	-	-	-
Sample Depth								*Duplicate*
	Units							
Volatile Organic Compounds (VOCs)								
Acetone	ug/L	U	U	U	25 UJ	10 U	10 U	10 U
Benzene	ug/L	U	U	U	1.0 U	1.0 U	1.0 U	1.0 U
Bromodichloromethane	ug/L	U	U	U	1.0 U	1.0 U	1.0 U	1.0 U
Bromoform	ug/L	--	--	--	1.0 U	1.0 U	1.0 U	1.0 U
Bromomethane (Methyl bromide)	ug/L	--	--	--	1.0 U	1.0 U	1.0 U	1.0 UJ
2-Butanone (Methyl ethyl ketone) (MEK)	ug/L	U	U	U	25 U	10 U	10 U	10 U
Carbon disulfide	ug/L	--	--	--	5.0 U	1.0 U	1.0 U	1.0 U
Carbon tetrachloride	ug/L	--	--	--	1.0 U	1.0 U	1.0 U	1.0 U
Chlorobenzene	ug/L	U	U	U	1.0 U	1.0 U	1.0 U	1.0 U
Chloroethane	ug/L	U	U	U	1.0 U	1.0 U	1.0 U	1.0 U
2-Chloroethyl vinyl ether	ug/L	U	U	--	--	--	--	--
Chloroform (Trichloromethane)	ug/L	U	U	U	1.0 U	1.0 U	1.0 U	1.0 U
Chloromethane (Methyl chloride)	ug/L	U	U	U	1.0 U	1.0 U	1.0 U	1.0 U
Cyclohexane	ug/L	--	--	--	1.0 U	1.0 U	1.0 U	1.0 U
1,2-Dibromo-3-chloropropane (DBCP)	ug/L	--	--	--	1.0 U	2.0 U	2.0 U	2.0 U
Dibromochloromethane	ug/L	--	--	--	1.0 U	1.0 U	1.0 U	1.0 U
1,2-Dibromoethane (Ethylene dibromide)	ug/L	--	--	--	1.0 U	1.0 U	1.0 U	1.0 U
1,2-Dichlorobenzene	ug/L	--	--	--	1.0 U	1.0 U	1.0 U	1.0 U
1,3-Dichlorobenzene	ug/L	--	--	--	1.0 U	1.0 U	1.0 U	1.0 U
1,4-Dichlorobenzene	ug/L	--	--	--	1.0 U	1.0 U	1.0 U	1.0 U
Dichlorodifluoromethane (CFC-12)	ug/L	--	--	--	1.0 U	1.0 U	1.0 U	1.0 UJ
1,1-Dichloroethane	ug/L	U	U	U	1.0 U	1.0 U	1.0 U	1.0 U
1,2-Dichloroethane	ug/L	U	U	U	1.0 U	1.0 U	1.0 U	1.0 U
1,2-Dichloroethene (total)	ug/L	U	U	--	--	--	--	--
1,1-Dichloroethene	ug/L	U	U	U	1.0 U	1.0 U	1.0 U	1.0 U
cis-1,2-Dichloroethene	ug/L	U	U	U	1.0 U	1.0 U	1.0 U	1.0 U
trans-1,2-Dichloroethene	ug/L	U	U	U	1.0 U	1.0 U	1.0 U	1.0 U
1,2-Dichloropropane	ug/L	--	--	--	1.0 U	1.0 U	1.0 U	1.0 U
cis-1,3-Dichloropropene	ug/L	--	--	--	1.0 U	1.0 U	1.0 U	1.0 U
trans-1,3-Dichloropropene	ug/L	--	--	--	1.0 U	1.0 U	1.0 U	1.0 U
Ethylbenzene	ug/L	U	U	U	1.0 U	1.0 U	1.0 U	1.0 U
2-Hexanone	ug/L	U	U	U	50 U	10 U	10 U	10 U
Isopropyl benzene	ug/L	--	--	--	5.0 U	1.0 U	1.0 U	1.0 U
Methyl acetate	ug/L	--	--	--	10 U	10 U	10 U	10 U
Methyl cyclohexane	ug/L	--	--	--	1.0 U	1.0 U	1.0 U	1.0 U
Methyl tert butyl ether (MTBE)	ug/L	--	--	--	5.0 U	5.0 U	5.0 UJ	5.0 U
4-Methyl-2-pentanone (Methyl isobutyl ketone) (MIBK)	ug/L	--	--	--	50 U	10 U	10 U	10 U
Methylene chloride	ug/L	U	U	U	5.0 U	1.0 U	1.0 U	1.0 U
Styrene	ug/L	--	--	--	1.0 U	1.0 U	1.0 U	1.0 U
VOCs (Continued)								

APPENDIX G.3

GROUNDWATER QUALITY DATA
RFI REPORT
FORMER MANUAL TRANSMISSIONS OF MUNCIE FACILITY
MUNCIE, INDIANA

AOI		*AOI 16*	*AOI 16*	*AOI 16*	*AOI 16*	*AOI 16*	*AOI 16*	*AOI 16*
Sample Location		*MW-12*	*MW-12*	*MW-12*	*MW-12*	*MW-12*	*MW-12*	*MW-12*
Sample Identification		*MW-12*	*MW-12*	*MW-12*	*GW-17330-100902-EH-001*	*GW-072004-MR-001*	*GW-017330-042605-TP-002*	*GW-017330-101805-MM-001*
Sample Date		*4/1/1999*	*10/1/2000*	*3/27/2001*	*10/9/2002*	*7/20/2004*	*4/26/2005*	*10/18/2005*
Sample Depth		*-*	*-*	*-*	*-*	*-*	*-*	*-*
Sample Depth								*Duplicate*
	Units							
1,1,2,2-Tetrachloroethane	ug/L	--	--	--	1.0 U	1.0 U	1.0 U	1.0 U
Tetrachloroethene	ug/L	U	U	U	1.0 U	1.0 U	1.0 U	1.0 U
Toluene	ug/L	U	U	U	1.0 U	1.0 U	1.0 U	1.0 U
1,2,4-Trichlorobenzene	ug/L	--	--	--	5.0 U	1.0 U	1.0 U	1.0 UJ
1,1,1-Trichloroethane	ug/L	U	U	U	1.0 U	1.0 U	1.0 U	1.0 U
1,1,2-Trichloroethane	ug/L	--	--	--	1.0 U	1.0 U	1.0 U	1.0 U
Trichloroethene	ug/L	1.5	1.4	1.3	0.64 J	1.3	0.78 J	0.71 J
Trichlorofluoromethane (CFC-11)	ug/L	--	--	--	1.0 U	1.0 U	1.0 U	1.0 U
Trifluorotrichloroethane (Freon 113)	ug/L	--	--	--	1.0 U	1.0 U	1.0 U	1.0 U
Vinyl acetate	ug/L	--	--	--	--	--	--	--
Vinyl chloride	ug/L	U	U	U	1.0 U	1.0 U	1.0 U	1.0 U
Xylenes (total)	ug/L	U	U	U	3.0 U	2.0 U	2.0 U	2.0 U
Semi-Volatile Organic Compounds (SVOCs)								
Acenaphthene	ug/L	--	--	--	--	--	--	--
Acenaphthylene	ug/L	--	--	--	--	--	--	--
Acetonitrile	ug/L	--	--	--	--	--	--	--
Acetophenone	ug/L	--	--	--	--	--	--	--
2-Acetylaminofluorene	ug/L	--	--	--	--	--	--	--
Acrolein	ug/L	--	--	--	--	--	--	--
Acrylonitrile	ug/L	--	--	--	--	--	--	--
Allyl chloride	ug/L	--	--	--	--	--	--	--
4-Aminobiphenyl	ug/L	--	--	--	--	--	--	--
Aniline	ug/L	--	--	--	--	--	--	--
Anthracene	ug/L	--	--	--	--	--	--	--
Aramite	ug/L	--	--	--	--	--	--	--
Atrazine	ug/L	--	--	--	--	--	--	--
Benzaldehyde	ug/L	--	--	--	--	--	--	--
Benzidine	ug/L	--	--	--	--	--	--	--
Benzo(a)anthracene	ug/L	--	--	--	--	--	--	--
Benzo(a)pyrene	ug/L	--	--	--	--	--	--	--
Benzo(b)fluoranthene	ug/L	--	--	--	--	--	--	--
Benzo(g,h,i)perylene	ug/L	--	--	--	--	--	--	--
Benzo(k)fluoranthene	ug/L	--	--	--	--	--	--	--
Benzoic acid	ug/L	--	--	--	--	--	--	--
Benzyl alcohol	ug/L	--	--	--	--	--	--	--
Biphenyl (1,1-Biphenyl)	ug/L	--	--	--	--	--	--	--
4-Bromophenyl phenyl ether	ug/L	--	--	--	--	--	--	--
Butyl benzylphthalate (BBP)	ug/L	--	--	--	--	--	--	--
Caprolactam	ug/L	--	--	--	--	--	--	--
Carbazole	ug/L	--	--	--	--	--	--	--
4-Chloro-3-methylphenol	ug/L	--	--	--	--	--	--	--
4-Chloroaniline	ug/L	--	--	--	--	--	--	--
Chlorobenzilate	ug/L	--	--	--	--	--	--	--
bis(2-Chloroethoxy)methane	ug/L	--	--	--	--	--	--	--
bis(2-Chloroethyl)ether	ug/L	--	--	--	--	--	--	--

APPENDIX G.3

GROUNDWATER QUALITY DATA
RFI REPORT
FORMER MANUAL TRANSMISSIONS OF MUNCIE FACILITY
MUNCIE, INDIANA

AOI		*AOI 16*	*AOI 16*	*AOI 16*	*AOI 16*	*AOI 16*	*AOI 16*	*AOI 16*
Sample Location		*MW-12*	*MW-12*	*MW-12*	*MW-12*	*MW-12*	*MW-12*	*MW-12*
Sample Identification		*MW-12*	*MW-12*	*MW-12*	*GW-17330-100902-EH-001*	*GW-072004-MR-001*	*GW-017330-042605-TP-002*	*GW-017330-101805-MM-001*
Sample Date		*4/1/1999*	*10/1/2000*	*3/27/2001*	*10/9/2002*	*7/20/2004*	*4/26/2005*	*10/18/2005*
Sample Depth		*-*	*-*	*-*	*-*	*-*	*-*	*-*
Sample Depth								*Duplicate*
	Units							
2-Chloronaphthalene	ug/L	--	--	--	--	--	--	--
2-Chlorophenol	ug/L	--	--	--	--	--	--	--
4-Chlorophenyl phenyl ether	ug/L	--	--	--	--	--	--	--
Chloroprene	ug/L	--	--	--	--	--	--	--
Chrysene	ug/L	--	--	--	--	--	--	--
Cresol isomers	ug/L	--	--	--	--	--	--	--
Diallate	ug/L	--	--	--	--	--	--	--
Dibenz(a,h)anthracene	ug/L	--	--	--	--	--	--	--
Dibenzofuran	ug/L	--	--	--	--	--	--	--
Dibromochloromethane	ug/L	U	U	U	--	--	--	--
Dibromomethane	ug/L	--	--	--	--	--	--	--
trans-1,4-Dichloro-2-butene	ug/L	--	--	--	--	--	--	--
3,3'-Dichlorobenzidine	ug/L	--	--	--	--	--	--	--
2,4-Dichlorophenol	ug/L	--	--	--	--	--	--	--
2,6-Dichlorophenol	ug/L	--	--	--	--	--	--	--
Diethyl phthalate	ug/L	--	--	--	--	--	--	--
Dimethoate	ug/L	--	--	--	--	--	--	--
Dimethyl phthalate	ug/L	--	--	--	--	--	--	--
p-Dimethylaminoazobenzene A	ug/L	--	--	--	--	--	--	--
7,12-Dimethylbenz(a)anthracene	ug/L	--	--	--	--	--	--	--
3,3-Dimethylbenzidine	ug/L	--	--	--	--	--	--	--
a,a-Dimethylphenethylamine	ug/L	--	--	--	--	--	--	--
2,4-Dimethylphenol	ug/L	--	--	--	--	--	--	--
Di-n-butylphthalate (DBP)	ug/L	--	--	--	--	--	--	--
4,6-Dinitro-2-methylphenol	ug/L	--	--	--	--	--	--	--
Dinitrobenzene, NOS	ug/L	--	--	--	--	--	--	--
2,4-Dinitrophenol	ug/L	--	--	--	--	--	--	--
2,4-Dinitrotoluene	ug/L	--	--	--	--	--	--	--
2,6-Dinitrotoluene	ug/L	--	--	--	--	--	--	--
Di-n-octyl phthalate (DnOP)	ug/L	--	--	--	--	--	--	--
1,4-Dioxane	ug/L	--	--	--	--	--	--	--
Diphenylamine	ug/L	--	--	--	--	--	--	--
1,2-Diphenylhydrazine	ug/L	--	--	--	--	--	--	--
Disulfoton	ug/L	--	--	--	--	--	--	--

APPENDIX G.3

GROUNDWATER QUALITY DATA
RFI REPORT
FORMER MANUAL TRANSMISSIONS OF MUNCIE FACILITY
MUNCIE, INDIANA

AOI		*AOI 16*	*AOI 16*	*AOI 16*	*AOI 16*	*AOI 16*	*AOI 16*	*AOI 16*
Sample Location		*MW-12*	*MW-12*	*MW-12*	*MW-12*	*MW-12*	*MW-12*	*MW-12*
Sample Identification		*MW-12*	*MW-12*	*MW-12*	*GW-17330-100902-EH-001*	*GW-072004-MR-001*	*GW-017330-042605-TP-002*	*GW-017330-101805-MM-001*
Sample Date		*4/1/1999*	*10/1/2000*	*3/27/2001*	*10/9/2002*	*7/20/2004*	*4/26/2005*	*10/18/2005*
Sample Depth		*-*	*-*	*-*	*-*	*-*	*-*	*-*
Sample Depth								*Duplicate*
	Units							
SVOCs (Continued)								
Ethyl methacrylate	ug/L	--	--	--	--	--	--	--
Ethyl methanesulfonate	ug/L	--	--	--	--	--	--	--
bis(2-Ethylhexyl)phthalate (DEHP)	ug/L	--	--	--	--	--	--	--
Famphur	ug/L	--	--	--	--	--	--	--
Fluoranthene	ug/L	--	--	--	--	--	--	--
Fluorene	ug/L	--	--	--	--	--	--	--
Hexachlorobenzene	ug/L	--	--	--	--	--	--	--
Hexachlorobutadiene	ug/L	--	--	--	--	--	--	--
Hexachlorocyclopentadiene	ug/L	--	--	--	--	--	--	--
Hexachloroethane	ug/L	--	--	--	--	--	--	--
Hexachlorophene A	ug/L	--	--	--	--	--	--	--
Hexachloropropene	ug/L	--	--	--	--	--	--	--
Indeno(1,2,3-cd)pyrene	ug/L	--	--	--	--	--	--	--
Iodomethane	ug/L	--	--	--	--	--	--	--
Isodrin	ug/L	--	--	--	--	--	--	--
Isophorone	ug/L	--	--	--	--	--	--	--
Isosafrole	ug/L	--	--	--	--	--	--	--
Kepone	ug/L	--	--	--	--	--	--	--
Methapyrilene	ug/L	--	--	--	--	--	--	--
Methyl acrylonitrile	ug/L	--	--	--	--	--	--	--
Methyl methacrylate	ug/L	--	--	--	--	--	--	--
Methyl methanesulfonate	ug/L	--	--	--	--	--	--	--
Methyl parathion	ug/L	--	--	--	--	--	--	--
3-Methylcholanthrene	ug/L	--	--	--	--	--	--	--
2-Methylnaphthalene	ug/L	--	--	--	--	--	--	--
2-Methylphenol	ug/L	--	--	--	--	--	--	--
3&4-Methylphenol	ug/L	--	--	--	--	--	--	--
4-Methylphenol	ug/L	--	--	--	--	--	--	--
Naphthalene	ug/L	--	--	--	--	--	--	--
1,4-Naphthoquinone	ug/L	--	--	--	--	--	--	--
1-Naphthylamine	ug/L	--	--	--	--	--	--	--
2-Naphthylamine	ug/L	--	--	--	--	--	--	--
2-Nitroaniline	ug/L	--	--	--	--	--	--	--
3-Nitroaniline	ug/L	--	--	--	--	--	--	--
4-Nitroaniline	ug/L	--	--	--	--	--	--	--
Nitrobenzene	ug/L	--	--	--	--	--	--	--
2-Nitrophenol	ug/L	--	--	--	--	--	--	--
4-Nitrophenol	ug/L	--	--	--	--	--	--	--
4-Nitroquinoline-N-oxide	ug/L	--	--	--	--	--	--	--
N-Nitrosodi-n-butylamine	ug/L	--	--	--	--	--	--	--
N-Nitrosodi-n-propylamine	ug/L	--	--	--	--	--	--	--
N-Nitrosodiphenylamine	ug/L	--	--	--	--	--	--	--
N-Nitrosodiethylamine	ug/L	--	--	--	--	--	--	--
N-Nitrosodimethylamine	ug/L	--	--	--	--	--	--	--
N-Nitrosomethylethylamine	ug/L	--	--	--	--	--	--	--

APPENDIX G.3

GROUNDWATER QUALITY DATA
RFI REPORT
FORMER MANUAL TRANSMISSIONS OF MUNCIE FACILITY
MUNCIE, INDIANA

AOI		*AOI 16*	*AOI 16*	*AOI 16*	*AOI 16*	*AOI 16*	*AOI 16*	*AOI 16*
Sample Location		*MW-12*	*MW-12*	*MW-12*	*MW-12*	*MW-12*	*MW-12*	*MW-12*
Sample Identification		*MW-12*	*MW-12*	*MW-12*	*GW-17330-100902-EH-001*	*GW-072004-MR-001*	*GW-017330-042605-TP-002*	*GW-017330-101805-MM-001*
Sample Date		*4/1/1999*	*10/1/2000*	*3/27/2001*	*10/9/2002*	*7/20/2004*	*4/26/2005*	*10/18/2005*
Sample Depth		*-*	*-*	*-*	*-*	*-*	*-*	*-*
Sample Depth								*Duplicate*
	Units							
SVOCs (Continued)								
N-Nitrosomorpholine	ug/L	--	--	--	--	--	--	--
N-Nitrosopiperidine	ug/L	--	--	--	--	--	--	--
N-Nitrosopyrrolidine	ug/L	--	--	--	--	--	--	--
2,2'-Oxybis(1-chloropropane) (bis(2-Chloroisopropyl) ether)	ug/L	--	--	--	--	--	--	--
Pentachlorobenzene	ug/L	--	--	--	--	--	--	--
Pentachloroethane	ug/L	--	--	--	--	--	--	--
Pentachloronitrobenzene	ug/L	--	--	--	--	--	--	--
Pentachlorophenol	ug/L	--	--	--	--	--	--	--
Phenacetin	ug/L	--	--	--	--	--	--	--
Phenanthrene	ug/L	--	--	--	--	--	--	--
Phenol	ug/L	--	--	--	--	--	--	--
p-Phenylenediamine	ug/L	--	--	--	--	--	--	--
Phorate	ug/L	--	--	--	--	--	--	--
2-Picoline	ug/L	--	--	--	--	--	--	--
Pronamide	ug/L	--	--	--	--	--	--	--
Propionitrile (ethyl cyanide)	ug/L	--	--	--	--	--	--	--
Pyrene	ug/L	--	--	--	--	--	--	--
Pyridine	ug/L	--	--	--	--	--	--	--
Safrole	ug/L	--	--	--	--	--	--	--
1,2,4,5-Tetrachlorobenzene	ug/L	--	--	--	--	--	--	--
1,1,1,2-Tetrachloroethane	ug/L	--	--	--	--	--	--	--
2,3,4,6-Tetrachlorophenol	ug/L	--	--	--	--	--	--	--
Thionazin (O,O-diethyl-O-2-pyrazinyl phosphorothioate)	ug/L	--	--	--	--	--	--	--
o-Toluidine A	ug/L	--	--	--	--	--	--	--
5-Nitro-2-toluidine	ug/L	--	--	--	--	--	--	--
2,4,5-Trichlorophenol	ug/L	--	--	--	--	--	--	--
2,4,6-Trichlorophenol	ug/L	--	--	--	--	--	--	--
1,2,3-Trichloropropane	ug/L	--	--	--	--	--	--	--
0,0,0-Triethylphosphorothioate	ug/L	--	--	--	--	--	--	--
1,3,5-Trinitrobenzene	ug/L	--	--	--	--	--	--	--
PCBs								
Aroclor-1016 (PCB-1016)	ug/L	--	--	--	--	--	--	--
Aroclor-1221 (PCB-1221)	ug/L	--	--	--	--	--	--	--
Aroclor-1232 (PCB-1232)	ug/L	--	--	--	--	--	--	--
Aroclor-1242 (PCB-1242)	ug/L	--	--	--	--	--	--	--
Aroclor-1248 (PCB-1248)	ug/L	--	--	--	--	--	--	--
Aroclor-1254 (PCB-1254)	ug/L	--	--	--	--	--	--	--
Aroclor-1260 (PCB-1260)	ug/L	--	--	--	--	--	--	--
Total PCBs	ug/L	--	--	--	--	--	--	--
Total Petroleum Hydrocarbons (TPH)								
Total Petroleum Hydrocarbons - Purgeable (GRO)	ug/L	--	--	--	--	--	--	--

APPENDIX G.3

GROUNDWATER QUALITY DATA
RFI REPORT
FORMER MANUAL TRANSMISSIONS OF MUNCIE FACILITY
MUNCIE, INDIANA

AOI		*AOI 16*	*AOI 16*	*AOI 16*	*AOI 16*	*AOI 16*	*AOI 16*	*AOI 16*
Sample Location		*MW-12*	*MW-12*	*MW-12*	*MW-12*	*MW-12*	*MW-12*	*MW-12*
Sample Identification		*MW-12*	*MW-12*	*MW-12*	*GW-17330-100902-EH-001*	*GW-072004-MR-001*	*GW-017330-042605-TP-002*	*GW-017330-101805-MM-001*
Sample Date		*4/1/1999*	*10/1/2000*	*3/27/2001*	*10/9/2002*	*7/20/2004*	*4/26/2005*	*10/18/2005*
Sample Depth		*-*	*-*	*-*	*-*	*-*	*-*	*-*
Sample Depth								*Duplicate*
	Units							
Metals								
Aluminum	ug/L	--	--	--	--	--	--	--
Antimony	ug/L	--	--	--	--	--	--	--
Arsenic	ug/L	--	--	--	--	--	--	--
Arsenic (dissolved)	ug/L	--	--	--	--	--	--	--
Barium	ug/L	--	--	--	--	--	--	--
Barium (dissolved)	ug/L	--	--	--	--	--	--	--
Beryllium	ug/L	--	--	--	--	--	--	--
Cadmium	ug/L	--	--	--	--	--	--	--
Cadmium (dissolved)	ug/L	--	--	--	--	--	--	--
Calcium	ug/L	--	--	--	--	--	--	--
Calcium (dissolved)	ug/L	--	--	--	--	128000	133000	122000
Chromium	ug/L	--	--	--	--	--	--	--
Chromium (dissolved)	ug/L	--	--	--	--	--	--	--
Cobalt	ug/L	--	--	--	--	--	--	--
Copper	ug/L	--	--	--	--	--	--	--
Copper (dissolved)	ug/L	--	--	--	--	--	--	--
Iron	ug/L	--	--	--	--	--	--	--
Iron (dissolved)	ug/L	--	--	--	--	--	--	--
Lead	ug/L	--	--	--	--	--	--	--
Lead (dissolved)	ug/L	--	--	--	--	--	--	--
Magnesium	ug/L	--	--	--	--	--	--	--
Magnesium (dissolved)	ug/L	--	--	--	--	42700	45300	41500
Manganese	ug/L	--	--	--	--	--	--	--
Manganese (dissolved)	ug/L	--	--	--	--	170	190	180
Mercury	ug/L	--	--	--	--	--	--	--
Mercury (dissolved)	ug/L	--	--	--	--	--	--	--
Nickel	ug/L	--	--	--	--	--	--	--
Nickel (dissolved)	ug/L	--	--	--	--	--	--	--
Potassium	ug/L	--	--	--	--	--	--	--
Selenium	ug/L	--	--	--	--	--	--	--
Selenium (dissolved)	ug/L	--	--	--	--	--	--	--
Silver	ug/L	--	--	--	--	--	--	--
Silver (dissolved)	ug/L	--	--	--	--	--	--	--
Sodium	ug/L	--	--	--	--	--	--	--
Thallium	ug/L	--	--	--	--	--	--	--
Vanadium	ug/L	--	--	--	--	--	--	--
Zinc	ug/L	--	--	--	--	--	--	--
Zinc (dissolved)	ug/L	--	--	--	--	--	--	--

APPENDIX G.3

GROUNDWATER QUALITY DATA
RFI REPORT
FORMER MANUAL TRANSMISSIONS OF MUNCIE FACILITY
MUNCIE, INDIANA

AOI		*AOI 16*	*AOI 16*	*AOI 16*	*AOI 16*	*AOI 16*	*AOI 16*	*AOI 16*
Sample Location		***MW-12***	***MW-12***	***MW-12***	***MW-12***	***MW-12***	***MW-12***	***MW-12***
Sample Identification		***MW-12***	***MW-12***	***MW-12***	***GW-17330-100902-EH-001***	***GW-072004-MR-001***	***GW-017330-042605-TP-002***	***GW-017330-101805-MM-001***
Sample Date		***4/1/1999***	***10/1/2000***	***3/27/2001***	***10/9/2002***	***7/20/2004***	***4/26/2005***	***10/18/2005***
Sample Depth		***-***	***-***	***-***	***-***	***-***	***-***	***-***
Sample Depth								***Duplicate***
	Units							
Gas								
Ethane	ug/L	--	--	--	--	0.50 U	0.50 U	0.50 U
Ethene	ug/L	--	--	--	--	0.50 U	0.50 U	0.50 U
Methane	ug/L	--	--	--	--	0.30 J	0.12 J	0.50 U
General Chemistry								
Alkalinity, bicarbonate	ug/L	--	--	--	--	420000	390000	400000
Alkalinity, carbonate	ug/L	--	--	--	--	4400 J	7500 J	2200 J
Bicarbonate (as CaCO3)	ug/L	--	--	--	--	--	--	--
Chloride	ug/L	--	--	--	--	130000	136000	128000
Dissolved organic carbon (DOC)	ug/L	--	--	--	--	3000	1000	3000
Hardness	ug/L	--	--	--	--	496000	520000	475000
Hardness, carbonate	ug/L	--	--	--	--	--	--	--
Nitrate (as N)	ug/L	--	--	--	--	450	380	850
Nitrite (as N)	ug/L	--	--	--	--	120	100 U	100 U
pH	s.u.	--	--	--	--	--	--	--
Sulfate	ug/L	--	--	--	--	81800	80500	86100
Sulfide	ug/L	--	--	--	--	--	--	--
Total dissolved solids (TDS)	ug/L	--	--	--	--	--	--	--
Total organic carbon (TOC)	ug/L	--	--	--	--	--	--	--

Notes
ug/L - Micrograms per litre
"-" - No value
U - Not detected at the associated reporting limit
J - Estimated concentration
UJ - Not detected; associated reporting limit is estimated
R - Rejected
s.u. - Standard units
nc - No criteria
ND - Non Detect (calculation)
BOLD[abc] Concentration exceeds associated screening level
IDEM Appendix A: Screening Levels Remedation Closure Guide - March 25, 2014
a - Exceeds IDEM residential tap screening levels
b - Exceeds IDEM residential vapor exposure screening levels
c - Exceeds IDEM commercial/industrial vapor screening levels

APPENDIX G.3

GROUNDWATER QUALITY DATA
RFI REPORT
FORMER MANUAL TRANSMISSIONS OF MUNCIE FACILITY
MUNCIE, INDIANA

AOI		*AOI 16*	*AOI 16*	*AOI 16*	*AOI 16*	*AOI 16*
Sample Location		*MW-12*	*MW-12*	*MW-12*	*MW-12*	*MW-12*
Sample Identification		*GW-017330-050806-NH-001*	*GW-017324-111108-NH-003*	*GW-17324-030310-GL-011*	*GW-17324-030310-GL-012*	*GW-17324-120611-EM-001*
Sample Date		*5/8/2006*	*11/11/2008*	*3/3/2010*	*3/3/2010*	*12/6/2011*
Sample Depth		*-*	*-*	*-*	*-*	*-*
Sample Depth						
	Units					
Volatile Organic Compounds (VOCs)						
Acetone	ug/L	10 U	10 U	--	--	10 U
Benzene	ug/L	1 U	1.0 U	--	--	1.0 U
Bromodichloromethane	ug/L	1 U	1.0 U	--	--	1.0 U
Bromoform	ug/L	1 U	1.0 U	--	--	1.0 U
Bromomethane (Methyl bromide)	ug/L	1 U	1.0 U	--	--	1.0 U
2-Butanone (Methyl ethyl ketone) (MEK)	ug/L	0.96 J	10 U	--	--	10 U
Carbon disulfide	ug/L	1 U	1.0 U	--	--	1.0 U
Carbon tetrachloride	ug/L	1 U	1.0 U	--	--	1.0 U
Chlorobenzene	ug/L	1 U	1.0 U	--	--	1.0 U
Chloroethane	ug/L	1 U	1.0 U	--	--	1.0 U
2-Chloroethyl vinyl ether	ug/L	--	--	--	--	--
Chloroform (Trichloromethane)	ug/L	1 U	1.0 U	--	--	1.0 U
Chloromethane (Methyl chloride)	ug/L	1 U	1.0 U	--	--	1.0 U
Cyclohexane	ug/L	--	1.0 U	--	--	1.0 U
1,2-Dibromo-3-chloropropane (DBCP)	ug/L	--	2.0 U	--	--	2.0 U
Dibromochloromethane	ug/L	1 U	1.0 U	--	--	1.0 U
1,2-Dibromoethane (Ethylene dibromide)	ug/L	--	1.0 U	--	--	1.0 U
1,2-Dichlorobenzene	ug/L	--	1.0 U	--	--	1.0 U
1,3-Dichlorobenzene	ug/L	--	1.0 U	--	--	1.0 U
1,4-Dichlorobenzene	ug/L	--	1.0 U	--	--	1.0 U
Dichlorodifluoromethane (CFC-12)	ug/L	--	1.0 U	--	--	0.33 J
1,1-Dichloroethane	ug/L	1 U	1.0 U	--	--	1.0 U
1,2-Dichloroethane	ug/L	1 U	1.0 U	--	--	1.0 U
1,2-Dichloroethene (total)	ug/L	--	--	--	--	--
1,1-Dichloroethene	ug/L	1 U	1.0 U	--	--	1.0 U
cis-1,2-Dichloroethene	ug/L	1 U	1.0 U	--	--	1.0 U
trans-1,2-Dichloroethene	ug/L	1 U	1.0 U	--	--	1.0 U
1,2-Dichloropropane	ug/L	1 U	1.0 U	--	--	1.0 U
cis-1,3-Dichloropropene	ug/L	1 U	1.0 U	--	--	1.0 U
trans-1,3-Dichloropropene	ug/L	1 U	1.0 U	--	--	1.0 U
Ethylbenzene	ug/L	1 U	1.0 U	--	--	1.0 U
2-Hexanone	ug/L	10 U	10 U	--	--	10 U
Isopropyl benzene	ug/L	--	1.0 U	--	--	1.0 U
Methyl acetate	ug/L	--	10 U	--	--	10 U
Methyl cyclohexane	ug/L	--	1.0 U	--	--	1.0 U
Methyl tert butyl ether (MTBE)	ug/L	--	5.0 U	--	--	5.0 U
4-Methyl-2-pentanone (Methyl isobutyl ketone) (MIBK)	ug/L	10 U	10 U	--	--	10 U
Methylene chloride	ug/L	1 UJ	1.0 U	--	--	1.0 U
Styrene	ug/L	1 U	1.0 U	--	--	1.0 U
VOCs (Continued)						

APPENDIX G.3

GROUNDWATER QUALITY DATA
RFI REPORT
FORMER MANUAL TRANSMISSIONS OF MUNCIE FACILITY
MUNCIE, INDIANA

AOI		*AOI 16*	*AOI 16*	*AOI 16*	*AOI 16*	*AOI 16*
Sample Location		*MW-12*	*MW-12*	*MW-12*	*MW-12*	*MW-12*
Sample Identification		*GW-017330-050806-NH-001*	*GW-017324-111108-NH-003*	*GW-17324-030310-GL-011*	*GW-17324-030310-GL-012*	*GW-17324-120611-EM-001*
Sample Date		*5/8/2006*	*11/11/2008*	*3/3/2010*	*3/3/2010*	*12/6/2011*
Sample Depth		*-*	*-*	*-*	*-*	*-*
Sample Depth						
	Units					
1,1,2,2-Tetrachloroethane	ug/L	1 U	1.0 U	--	--	1.0 U
Tetrachloroethene	ug/L	1 U	1.0 U	--	--	1.0 U
Toluene	ug/L	1 U	1.0 U	--	--	1.0 U
1,2,4-Trichlorobenzene	ug/L	--	1.0 U	--	--	1.0 U
1,1,1-Trichloroethane	ug/L	1 U	1.0 U	--	--	1.0 U
1,1,2-Trichloroethane	ug/L	1 U	1.0 U	--	--	1.0 U
Trichloroethene	ug/L	0.8 J	1.1	--	--	0.83 J
Trichlorofluoromethane (CFC-11)	ug/L	--	1.0 U	--	--	1.0 U
Trifluorotrichloroethane (Freon 113)	ug/L	--	1.0 U	--	--	1.0 U
Vinyl acetate	ug/L	--	--	--	--	--
Vinyl chloride	ug/L	1 U	1.0 U	--	--	1.0 U
Xylenes (total)	ug/L	2 U	2.0 U	--	--	2.0 U
Semi-Volatile Organic Compounds (SVOCs)						
Acenaphthene	ug/L	0.2 U	0.20 U	--	--	--
Acenaphthylene	ug/L	0.2 U	0.20 U	--	--	--
Acetonitrile	ug/L	--	--	--	--	--
Acetophenone	ug/L	1 U	1.0 U	--	--	--
2-Acetylaminofluorene	ug/L	--	--	--	--	--
Acrolein	ug/L	--	--	--	--	--
Acrylonitrile	ug/L	--	--	--	--	--
Allyl chloride	ug/L	--	--	--	--	--
4-Aminobiphenyl	ug/L	--	--	--	--	--
Aniline	ug/L	--	--	--	--	--
Anthracene	ug/L	0.2 U	0.20 U	--	--	--
Aramite	ug/L	--	--	--	--	--
Atrazine	ug/L	1 U	1.0 U	--	--	--
Benzaldehyde	ug/L	1 U	1.0 U	--	--	--
Benzidine	ug/L	--	--	--	--	--
Benzo(a)anthracene	ug/L	0.2 U	0.20 U	--	--	--
Benzo(a)pyrene	ug/L	0.2 U	0.20 U	--	--	--
Benzo(b)fluoranthene	ug/L	0.2 U	0.20 U	--	--	--
Benzo(g,h,i)perylene	ug/L	0.2 U	0.20 U	--	--	--
Benzo(k)fluoranthene	ug/L	0.2 U	0.20 U	--	--	--
Benzoic acid	ug/L	--	--	--	--	--
Benzyl alcohol	ug/L	--	--	--	--	--
Biphenyl (1,1-Biphenyl)	ug/L	1 U	1.0 U	--	--	--
4-Bromophenyl phenyl ether	ug/L	2 U	2.0 U	--	--	--
Butyl benzylphthalate (BBP)	ug/L	1 U	1.0 U	--	--	--
Caprolactam	ug/L	5 U	5.0 U	--	--	--
Carbazole	ug/L	1 U	1.0 U	--	--	--
4-Chloro-3-methylphenol	ug/L	2 U	2.0 U	--	--	--
4-Chloroaniline	ug/L	2 U	2.0 U	--	--	--
Chlorobenzilate	ug/L	--	--	--	--	--
bis(2-Chloroethoxy)methane	ug/L	1 U	1.0 U	--	--	--
bis(2-Chloroethyl)ether	ug/L	1 U	1.0 U	--	--	--

APPENDIX G.3

GROUNDWATER QUALITY DATA
RFI REPORT
FORMER MANUAL TRANSMISSIONS OF MUNCIE FACILITY
MUNCIE, INDIANA

AOI		*AOI 16*	*AOI 16*	*AOI 16*	*AOI 16*	*AOI 16*
Sample Location		*MW-12*	*MW-12*	*MW-12*	*MW-12*	*MW-12*
Sample Identification		*GW-017330-050806-NH-001*	*GW-017324-111108-NH-003*	*GW-17324-030310-GL-011*	*GW-17324-030310-GL-012*	*GW-17324-120611-EM-001*
Sample Date		*5/8/2006*	*11/11/2008*	*3/3/2010*	*3/3/2010*	*12/6/2011*
Sample Depth		*-*	*-*	*-*	*-*	*-*
Sample Depth						
	Units					
2-Chloronaphthalene	ug/L	1 U	1.0 U	--	--	--
2-Chlorophenol	ug/L	1 U	1.0 U	--	--	--
4-Chlorophenyl phenyl ether	ug/L	2 U	2.0 U	--	--	--
Chloroprene	ug/L	--	--	--	--	--
Chrysene	ug/L	0.2 U	0.20 U	--	--	--
Cresol isomers	ug/L	--	--	--	--	--
Diallate	ug/L	--	--	--	--	--
Dibenz(a,h)anthracene	ug/L	0.2 U	0.20 U	--	--	--
Dibenzofuran	ug/L	1 U	1.0 U	--	--	--
Dibromochloromethane	ug/L	--	--	--	--	--
Dibromomethane	ug/L	--	--	--	--	--
trans-1,4-Dichloro-2-butene	ug/L	--	--	--	--	--
3,3'-Dichlorobenzidine	ug/L	5 U	5.0 U	--	--	--
2,4-Dichlorophenol	ug/L	2 U	2.0 U	--	--	--
2,6-Dichlorophenol	ug/L	--	--	--	--	--
Diethyl phthalate	ug/L	1 U	1.0 U	--	--	--
Dimethoate	ug/L	--	--	--	--	--
Dimethyl phthalate	ug/L	1 U	1.0 U	--	--	--
p-Dimethylaminoazobenzene A	ug/L	--	--	--	--	--
7,12-Dimethylbenz(a)anthracene	ug/L	--	--	--	--	--
3,3-Dimethylbenzidine	ug/L	--	--	--	--	--
a,a-Dimethylphenethylamine	ug/L	--	--	--	--	--
2,4-Dimethylphenol	ug/L	2 U	2.0 U	--	--	--
Di-n-butylphthalate (DBP)	ug/L	1 U	1.0 U	--	--	--
4,6-Dinitro-2-methylphenol	ug/L	5 U	5.0 U	--	--	--
Dinitrobenzene, NOS	ug/L	--	--	--	--	--
2,4-Dinitrophenol	ug/L	5 UJ	5.0 U	--	--	--
2,4-Dinitrotoluene	ug/L	5 U	5.0 U	--	--	--
2,6-Dinitrotoluene	ug/L	5 U	5.0 U	--	--	--
Di-n-octyl phthalate (DnOP)	ug/L	1 U	1.0 U	--	--	--
1,4-Dioxane	ug/L	--	--	--	--	--
Diphenylamine	ug/L	--	--	--	--	--
1,2-Diphenylhydrazine	ug/L	--	--	--	--	--
Disulfoton	ug/L	--	--	--	--	--

APPENDIX G.3

GROUNDWATER QUALITY DATA
RFI REPORT
FORMER MANUAL TRANSMISSIONS OF MUNCIE FACILITY
MUNCIE, INDIANA

AOI		*AOI 16*	*AOI 16*	*AOI 16*	*AOI 16*	*AOI 16*
Sample Location		*MW-12*	*MW-12*	*MW-12*	*MW-12*	*MW-12*
Sample Identification		*GW-017330-050806-NH-001*	*GW-017324-111108-NH-003*	*GW-17324-030310-GL-011*	*GW-17324-030310-GL-012*	*GW-17324-120611-EM-001*
Sample Date		*5/8/2006*	*11/11/2008*	*3/3/2010*	*3/3/2010*	*12/6/2011*
Sample Depth		*-*	*-*	*-*	*-*	*-*
Sample Depth						
	Units					
SVOCs (Continued)						
Ethyl methacrylate	ug/L	--	--	--	--	--
Ethyl methanesulfonate	ug/L	--	--	--	--	--
bis(2-Ethylhexyl)phthalate (DEHP)	ug/L	8.4 U	2.2 U	--	--	--
Famphur	ug/L	--	--	--	--	--
Fluoranthene	ug/L	0.2 U	0.20 U	--	--	--
Fluorene	ug/L	0.2 U	0.20 U	--	--	--
Hexachlorobenzene	ug/L	0.2 U	0.20 U	--	--	--
Hexachlorobutadiene	ug/L	1 U	1.0 U	--	--	--
Hexachlorocyclopentadiene	ug/L	10 U	10 U	--	--	--
Hexachloroethane	ug/L	1 U	1.0 U	--	--	--
Hexachlorophene A	ug/L	--	--	--	--	--
Hexachloropropene	ug/L	--	--	--	--	--
Indeno(1,2,3-cd)pyrene	ug/L	0.2 U	0.20 U	--	--	--
Iodomethane	ug/L	--	--	--	--	--
Isodrin	ug/L	--	--	--	--	--
Isophorone	ug/L	1 U	1.0 U	--	--	--
Isosafrole	ug/L	--	--	--	--	--
Kepone	ug/L	--	--	--	--	--
Methapyrilene	ug/L	--	--	--	--	--
Methyl acrylonitrile	ug/L	--	--	--	--	--
Methyl methacrylate	ug/L	--	--	--	--	--
Methyl methanesulfonate	ug/L	--	--	--	--	--
Methyl parathion	ug/L	--	--	--	--	--
3-Methylcholanthrene	ug/L	--	--	--	--	--
2-Methylnaphthalene	ug/L	0.2 U	0.20 U	--	--	--
2-Methylphenol	ug/L	1 U	1.0 U	--	--	--
3&4-Methylphenol	ug/L	--	--	--	--	--
4-Methylphenol	ug/L	1 U	1.0 U	--	--	--
Naphthalene	ug/L	0.2 U	0.20 U	--	--	--
1,4-Naphthoquinone	ug/L	--	--	--	--	--
1-Naphthylamine	ug/L	--	--	--	--	--
2-Naphthylamine	ug/L	--	--	--	--	--
2-Nitroaniline	ug/L	2 U	2.0 U	--	--	--
3-Nitroaniline	ug/L	2 U	2.0 U	--	--	--
4-Nitroaniline	ug/L	2 U	2.0 U	--	--	--
Nitrobenzene	ug/L	1 U	1.0 U	--	--	--
2-Nitrophenol	ug/L	2 U	2.0 U	--	--	--
4-Nitrophenol	ug/L	5 U	5.0 U	--	--	--
4-Nitroquinoline-N-oxide	ug/L	--	--	--	--	--
N-Nitrosodi-n-butylamine	ug/L	--	--	--	--	--
N-Nitrosodi-n-propylamine	ug/L	1 U	1.0 U	--	--	--
N-Nitrosodiphenylamine	ug/L	1 U	1.0 U	--	--	--
N-Nitrosodiethylamine	ug/L	--	--	--	--	--
N-Nitrosodimethylamine	ug/L	--	--	--	--	--
N-Nitrosomethylethylamine	ug/L	--	--	--	--	--

APPENDIX G.3

GROUNDWATER QUALITY DATA
RFI REPORT
FORMER MANUAL TRANSMISSIONS OF MUNCIE FACILITY
MUNCIE, INDIANA

AOI		*AOI 16*	*AOI 16*	*AOI 16*	*AOI 16*	*AOI 16*
Sample Location		*MW-12*	*MW-12*	*MW-12*	*MW-12*	*MW-12*
Sample Identification		*GW-017330-050806-NH-001*	*GW-017324-111108-NH-003*	*GW-17324-030310-GL-011*	*GW-17324-030310-GL-012*	*GW-17324-120611-EM-001*
Sample Date		*5/8/2006*	*11/11/2008*	*3/3/2010*	*3/3/2010*	*12/6/2011*
Sample Depth		*-*	*-*	*-*	*-*	*-*
Sample Depth						
	Units					
SVOCs (Continued)						
N-Nitrosomorpholine	ug/L	--	--	--	--	--
N-Nitrosopiperidine	ug/L	--	--	--	--	--
N-Nitrosopyrrolidine	ug/L	--	--	--	--	--
2,2'-Oxybis(1-chloropropane) (bis(2-Chloroisopropyl) ether)	ug/L	1 U	1.0 U	--	--	--
Pentachlorobenzene	ug/L	--	--	--	--	--
Pentachloroethane	ug/L	--	--	--	--	--
Pentachloronitrobenzene	ug/L	--	--	--	--	--
Pentachlorophenol	ug/L	5 U	5.0 U	--	--	--
Phenacetin	ug/L	--	--	--	--	--
Phenanthrene	ug/L	0.2 U	0.20 U	--	--	--
Phenol	ug/L	1 U	1.0 U	--	--	--
p-Phenylenediamine	ug/L	--	--	--	--	--
Phorate	ug/L	--	--	--	--	--
2-Picoline	ug/L	--	--	--	--	--
Pronamide	ug/L	--	--	--	--	--
Propionitrile (ethyl cyanide)	ug/L	--	--	--	--	--
Pyrene	ug/L	0.2 U	0.20 U	--	--	--
Pyridine	ug/L	--	--	--	--	--
Safrole	ug/L	--	--	--	--	--
1,2,4,5-Tetrachlorobenzene	ug/L	--	--	--	--	--
1,1,1,2-Tetrachloroethane	ug/L	--	--	--	--	--
2,3,4,6-Tetrachlorophenol	ug/L	--	--	--	--	--
Thionazin (O,O-diethyl-O-2-pyrazinyl phosphorothioate)	ug/L	--	--	--	--	--
o-Toluidine A	ug/L	--	--	--	--	--
5-Nitro-2-toluidine	ug/L	--	--	--	--	--
2,4,5-Trichlorophenol	ug/L	5 U	5.0 U	--	--	--
2,4,6-Trichlorophenol	ug/L	5 U	5.0 U	--	--	--
1,2,3-Trichloropropane	ug/L	--	--	--	--	--
0,0,0-Triethylphosphorothioate	ug/L	--	--	--	--	--
1,3,5-Trinitrobenzene	ug/L	--	--	--	--	--
PCBs						
Aroclor-1016 (PCB-1016)	ug/L	--	--	0.50 U	0.50 U	0.48 U
Aroclor-1221 (PCB-1221)	ug/L	--	--	0.50 U	0.50 U	0.48 U
Aroclor-1232 (PCB-1232)	ug/L	--	--	0.50 U	0.50 U	0.48 U
Aroclor-1242 (PCB-1242)	ug/L	--	--	0.50 U	0.50 U	0.48 U
Aroclor-1248 (PCB-1248)	ug/L	--	--	0.50 U	0.50 U	0.48 U
Aroclor-1254 (PCB-1254)	ug/L	--	--	0.50 U	0.50 U	0.48 U
Aroclor-1260 (PCB-1260)	ug/L	--	--	0.50 U	0.50 U	0.48 U
Total PCBs	ug/L	--	--	ND	ND	ND
Total Petroleum Hydrocarbons (TPH)						
Total Petroleum Hydrocarbons - Purgeable (GRO)	ug/L	--	--	--	--	--

APPENDIX G.3

GROUNDWATER QUALITY DATA
RFI REPORT
FORMER MANUAL TRANSMISSIONS OF MUNCIE FACILITY
MUNCIE, INDIANA

AOI		*AOI 16*	*AOI 16*	*AOI 16*	*AOI 16*	*AOI 16*
Sample Location		*MW-12*	*MW-12*	*MW-12*	*MW-12*	*MW-12*
Sample Identification		*GW-017330-050806-NH-001*	*GW-017324-111108-NH-003*	*GW-17324-030310-GL-011*	*GW-17324-030310-GL-012*	*GW-17324-120611-EM-001*
Sample Date		*5/8/2006*	*11/11/2008*	*3/3/2010*	*3/3/2010*	*12/6/2011*
Sample Depth		*-*	*-*	*-*	*-*	*-*
Sample Depth						
	Units					
Metals						
Aluminum	ug/L	--	--	--	--	--
Antimony	ug/L	--	--	--	--	--
Arsenic	ug/L	10 U	10.0 U	--	--	--
Arsenic (dissolved)	ug/L	10 U	10.0 U	--	--	--
Barium	ug/L	102 J	200 U	--	--	--
Barium (dissolved)	ug/L	123 J	200 U	--	--	--
Beryllium	ug/L	--	--	--	--	--
Cadmium	ug/L	5 U	5.0 U	--	--	--
Cadmium (dissolved)	ug/L	5 U	5.0 U	--	--	--
Calcium	ug/L	--	--	--	--	--
Calcium (dissolved)	ug/L	--	--	--	--	--
Chromium	ug/L	10 U	10.0 U	--	--	--
Chromium (dissolved)	ug/L	10 U	10.0 U	--	--	--
Cobalt	ug/L	--	--	--	--	--
Copper	ug/L	--	--	--	--	--
Copper (dissolved)	ug/L	--	--	--	--	--
Iron	ug/L	--	--	--	--	--
Iron (dissolved)	ug/L	--	--	--	--	--
Lead	ug/L	3 U	3.0 U	15.0 U	15.0 U	--
Lead (dissolved)	ug/L	3 U	3.0 U	15.0 U	15.0 U	--
Magnesium	ug/L	--	--	--	--	--
Magnesium (dissolved)	ug/L	--	--	--	--	--
Manganese	ug/L	--	--	--	--	--
Manganese (dissolved)	ug/L	--	--	--	--	--
Mercury	ug/L	0.2 U	0.20 U	--	--	--
Mercury (dissolved)	ug/L	0.2 U	0.20 U	--	--	--
Nickel	ug/L	--	--	--	--	--
Nickel (dissolved)	ug/L	--	--	--	--	--
Potassium	ug/L	--	--	--	--	--
Selenium	ug/L	5 U	5.0 U	--	--	--
Selenium (dissolved)	ug/L	5 U	5.0 U	--	--	--
Silver	ug/L	10 U	10.0 U	--	--	--
Silver (dissolved)	ug/L	10 U	10.0 U	--	--	--
Sodium	ug/L	--	--	--	--	--
Thallium	ug/L	--	--	--	--	--
Vanadium	ug/L	--	--	--	--	--
Zinc	ug/L	--	--	--	--	--
Zinc (dissolved)	ug/L	--	--	--	--	--

APPENDIX G.3

GROUNDWATER QUALITY DATA
RFI REPORT
FORMER MANUAL TRANSMISSIONS OF MUNCIE FACILITY
MUNCIE, INDIANA

AOI		***AOI 16***	***AOI 16***	***AOI 16***	***AOI 16***	***AOI 16***
Sample Location		***MW-12***	***MW-12***	***MW-12***	***MW-12***	***MW-12***
Sample Identification		***GW-017330-050806-NH-001***	***GW-017324-111108-NH-003***	***GW-17324-030310-GL-011***	***GW-17324-030310-GL-012***	***GW-17324-120611-EM-001***
Sample Date		***5/8/2006***	***11/11/2008***	***3/3/2010***	***3/3/2010***	***12/6/2011***
Sample Depth		***-***	***-***	***-***	***-***	***-***
Sample Depth						
	Units					
Gas						
Ethane	ug/L	--	--	--	--	--
Ethene	ug/L	--	--	--	--	--
Methane	ug/L	--	--	--	--	--
General Chemistry						
Alkalinity, bicarbonate	ug/L	--	--	--	--	--
Alkalinity, carbonate	ug/L	--	--	--	--	--
Bicarbonate (as CaCO3)	ug/L	--	--	--	--	--
Chloride	ug/L	--	--	--	--	--
Dissolved organic carbon (DOC)	ug/L	--	--	--	--	--
Hardness	ug/L	--	--	--	--	--
Hardness, carbonate	ug/L	--	--	--	--	--
Nitrate (as N)	ug/L	--	--	--	--	--
Nitrite (as N)	ug/L	--	--	--	--	--
pH	s.u.	--	--	--	--	--
Sulfate	ug/L	--	--	--	--	--
Sulfide	ug/L	--	--	--	--	--
Total dissolved solids (TDS)	ug/L	--	--	--	--	--
Total organic carbon (TOC)	ug/L	--	--	--	--	--

Notes
ug/L - Micrograms per litre
"-" - No value
U - Not detected at the associated reporting limit
J - Estimated concentration
UJ - Not detected; associated reporting limit is estimated
R - Rejected
s.u. - Standard units
nc - No criteria
ND - Non Detect (calculation)
BOLD[abc] Concentration exceeds associated screening level
IDEM Appendix A: Screening Levels Remedation Closure Guide - March 25, 2014
a - Exceeds IDEM residential tap screening levels
b - Exceeds IDEM residential vapor exposure screening levels
c - Exceeds IDEM commercial/industrial vapor screening levels

APPENDIX G.3

GROUNDWATER QUALITY DATA
RFI REPORT
FORMER MANUAL TRANSMISSIONS OF MUNCIE FACILITY
MUNCIE, INDIANA

AOI		*AOI 16*	*AOI 16*	*AOI 16*	*AOI 16*	*AOI 16*	*AOI 16*	*AOI 16*	*AOI 16*
Sample Location		***MW-12***	***MW-23***	***MW-23***	***MW-23***	***MW-23***	***MW-23***	***MW-23***	***MW-23***
Sample Identification		***GW-017324-050514-SM-026***	***MW-23***	***MW-23***	***MW-23***	***MW-23***	***MW-23(Dup)***	***MW-23***	***GW-072104-MR-013***
Sample Date		***5/5/2014***	***1/1/1991***	***6/1/1994***	***3/20/1996***	***10/1/1998***	***10/1/1998***	***4/1/1999***	***7/21/2004***
Sample Depth		-	-	-	-	-	-	-	-
Sample Depth		***Duplicate***							
	Units								
Volatile Organic Compounds (VOCs)									
Acetone	ug/L	10 U	U	U	6	U	U	U	8.6 J
Benzene	ug/L	1.0 U	U	U	U	U	U	U	1.0 U
Bromodichloromethane	ug/L	1.0 U	--	U	U	U	U	U	1.0 U
Bromoform	ug/L	1.0 U	--	--	--	--	--	--	1.0 U
Bromomethane (Methyl bromide)	ug/L	1.0 U	--	--	--	--	--	--	1.0 U
2-Butanone (Methyl ethyl ketone) (MEK)	ug/L	10 U	--	U	U	U	U	U	5.8 J
Carbon disulfide	ug/L	1.0 U	--	--	--	--	--	--	1.0 U
Carbon tetrachloride	ug/L	1.0 U	--	--	--	--	--	--	1.0 U
Chlorobenzene	ug/L	1.0 U	U	U	U	U	U	U	1.0 U
Chloroethane	ug/L	1.0 U	U	U	U	U	U	U	1.0 U
2-Chloroethyl vinyl ether	ug/L	--	U	U	U	U	U	U	--
Chloroform (Trichloromethane)	ug/L	1.0 U	U	U	U	U	U	U	1.0 U
Chloromethane (Methyl chloride)	ug/L	1.0 U	U	U	U	U	U	U	1.0 U
Cyclohexane	ug/L	1.0 U	--	--	--	--	--	--	1.0 U
1,2-Dibromo-3-chloropropane (DBCP)	ug/L	2.0 U	--	--	--	--	--	--	2.0 U
Dibromochloromethane	ug/L	1.0 U	U	U	U	U	U	U	1.0 U
1,2-Dibromoethane (Ethylene dibromide)	ug/L	1.0 U	--	--	--	--	--	--	1.0 U
1,2-Dichlorobenzene	ug/L	1.0 U	--	--	--	--	--	--	1.0 U
1,3-Dichlorobenzene	ug/L	1.0 U	--	--	--	--	--	--	1.0 U
1,4-Dichlorobenzene	ug/L	1.0 U	--	--	--	--	--	--	1.0 U
Dichlorodifluoromethane (CFC-12)	ug/L	1.0 U	--	--	--	--	--	--	1.0 U
1,1-Dichloroethane	ug/L	1.0 U	U	U	U	U	U	U	0.25 J
1,2-Dichloroethane	ug/L	1.0 U	U	U	U	U	U	U	1.0 U
1,2-Dichloroethene (total)	ug/L	--	U	U	U	U	U	U	--
1,1-Dichloroethene	ug/L	1.0 U	U	U	U	U	U	U	1.0 U
cis-1,2-Dichloroethene	ug/L	1.0 U	--	U	U	U	U	U	3.7
trans-1,2-Dichloroethene	ug/L	1.0 U	U	U	U	U	U	U	0.76 J
1,2-Dichloropropane	ug/L	1.0 U	--	--	--	--	--	--	1.0 U
cis-1,3-Dichloropropene	ug/L	1.0 U	--	--	--	--	--	--	1.0 U
trans-1,3-Dichloropropene	ug/L	1.0 U	--	--	--	--	--	--	1.0 U
Ethylbenzene	ug/L	1.0 U	U	U	U	U	U	U	1.0 U
2-Hexanone	ug/L	10 U	--	U	U	U	U	U	10 U
Isopropyl benzene	ug/L	1.0 U	--	--	--	--	--	--	1.0 U
Methyl acetate	ug/L	10 U	--	--	--	--	--	--	10 U
Methyl cyclohexane	ug/L	1.0 U	--	--	--	--	--	--	1.0 U
Methyl tert butyl ether (MTBE)	ug/L	1.0 U	--	--	--	--	--	--	5.0 U
4-Methyl-2-pentanone (Methyl isobutyl ketone) (MIBK)	ug/L	10 U	--	--	--	--	--	--	10 U
Methylene chloride	ug/L	1.0 U	U	U	2	**8.9 JB[a]**	U	U	1.0 U
Styrene	ug/L	1.0 U	--	--	--	--	--	--	1.0 U
VOCs (Continued)									

APPENDIX G.3

GROUNDWATER QUALITY DATA
RFI REPORT
FORMER MANUAL TRANSMISSIONS OF MUNCIE FACILITY
MUNCIE, INDIANA

AOI		*AOI 16*	*AOI 16*	*AOI 16*	*AOI 16*	*AOI 16*	*AOI 16*	*AOI 16*	*AOI 16*
Sample Location		*MW-12*	*MW-23*	*MW-23*	*MW-23*	*MW-23*	*MW-23*	*MW-23*	*MW-23*
Sample Identification		*GW-017324-050514-SM-026*	*MW-23*	*MW-23*	*MW-23*	*MW-23*	*MW-23(Dup)*	*MW-23*	*GW-072104-MR-013*
Sample Date		*5/5/2014*	*1/1/1991*	*6/1/1994*	*3/20/1996*	*10/1/1998*	*10/1/1998*	*4/1/1999*	*7/21/2004*
Sample Depth		-	-	-	-	-	-	-	-
Sample Depth		*Duplicate*							
	Units								
1,1,2,2-Tetrachloroethane	ug/L	1.0 U	--	--	--	--	--	--	1.0 U
Tetrachloroethene	ug/L	1.0 U	U	U	U	U	U	U	1.0 U
Toluene	ug/L	1.0 U	U	U	U	U	U	U	0.46 J
1,2,4-Trichlorobenzene	ug/L	1.0 U	--	--	--	--	--	--	1.0 U
1,1,1-Trichloroethane	ug/L	1.0 U	U	U	U	U	U	U	1.0 U
1,1,2-Trichloroethane	ug/L	1.0 U	--	--	--	--	--	--	1.0 U
Trichloroethene	ug/L	0.76 J	U	U	U	U	U	U	3.3
Trichlorofluoromethane (CFC-11)	ug/L	1.0 U	--	--	--	--	--	--	1.0 U
Trifluorotrichloroethane (Freon 113)	ug/L	1.0 U	--	--	--	--	--	--	1.0 U
Vinyl acetate	ug/L	--	--	--	--	--	--	--	--
Vinyl chloride	ug/L	1.0 U	U	U	U	U	U	U	1.0 U
Xylenes (total)	ug/L	2.0 U	U	U	U	U	U	U	2.0 U
Semi-Volatile Organic Compounds (SVOCs)									
Acenaphthene	ug/L	--	--	--	--	--	--	--	0.50 U
Acenaphthylene	ug/L	--	--	--	--	--	--	--	0.50 U
Acetonitrile	ug/L	--	--	--	--	--	--	--	--
Acetophenone	ug/L	--	--	--	--	--	--	--	--
2-Acetylaminofluorene	ug/L	--	--	--	--	--	--	--	--
Acrolein	ug/L	--	--	--	--	--	--	--	--
Acrylonitrile	ug/L	--	--	--	--	--	--	--	--
Allyl chloride	ug/L	--	--	--	--	--	--	--	--
4-Aminobiphenyl	ug/L	--	--	--	--	--	--	--	--
Aniline	ug/L	--	--	--	--	--	--	--	--
Anthracene	ug/L	--	--	--	--	--	--	--	0.10 U
Aramite	ug/L	--	--	--	--	--	--	--	--
Atrazine	ug/L	--	--	--	--	--	--	--	--
Benzaldehyde	ug/L	--	--	--	--	--	--	--	--
Benzidine	ug/L	--	--	--	--	--	--	--	--
Benzo(a)anthracene	ug/L	--	--	--	--	--	--	--	0.10 U
Benzo(a)pyrene	ug/L	--	--	--	--	--	--	--	0.10 U
Benzo(b)fluoranthene	ug/L	--	--	--	--	--	--	--	0.10 U
Benzo(g,h,i)perylene	ug/L	--	--	--	--	--	--	--	0.10 U
Benzo(k)fluoranthene	ug/L	--	--	--	--	--	--	--	0.10 U
Benzoic acid	ug/L	--	--	--	--	--	--	--	--
Benzyl alcohol	ug/L	--	--	--	--	--	--	--	--
Biphenyl (1,1-Biphenyl)	ug/L	--	--	--	--	--	--	--	--
4-Bromophenyl phenyl ether	ug/L	--	--	--	--	--	--	--	--
Butyl benzylphthalate (BBP)	ug/L	--	--	--	--	--	--	--	--
Caprolactam	ug/L	--	--	--	--	--	--	--	--
Carbazole	ug/L	--	--	--	--	--	--	--	--
4-Chloro-3-methylphenol	ug/L	--	--	--	--	--	--	--	--
4-Chloroaniline	ug/L	--	--	--	--	--	--	--	--
Chlorobenzilate	ug/L	--	--	--	--	--	--	--	--
bis(2-Chloroethoxy)methane	ug/L	--	--	--	--	--	--	--	--
bis(2-Chloroethyl)ether	ug/L	--	--	--	--	--	--	--	--

APPENDIX G.3

GROUNDWATER QUALITY DATA
RFI REPORT
FORMER MANUAL TRANSMISSIONS OF MUNCIE FACILITY
MUNCIE, INDIANA

AOI		*AOI 16*	*AOI 16*	*AOI 16*	*AOI 16*	*AOI 16*	*AOI 16*	*AOI 16*	*AOI 16*
Sample Location		***MW-12***	***MW-23***	***MW-23***	***MW-23***	***MW-23***	***MW-23***	***MW-23***	***MW-23***
Sample Identification		***GW-017324-050514-SM-026***	***MW-23***	***MW-23***	***MW-23***	***MW-23***	***MW-23(Dup)***	***MW-23***	***GW-072104-MR-013***
Sample Date		***5/5/2014***	***1/1/1991***	***6/1/1994***	***3/20/1996***	***10/1/1998***	***10/1/1998***	***4/1/1999***	***7/21/2004***
Sample Depth		*-*	*-*	*-*	*-*	*-*	*-*	*-*	*-*
Sample Depth		***Duplicate***							
	Units								
2-Chloronaphthalene	ug/L	--	--	--	--	--	--	--	--
2-Chlorophenol	ug/L	--	--	--	--	--	--	--	--
4-Chlorophenyl phenyl ether	ug/L	--	--	--	--	--	--	--	--
Chloroprene	ug/L	--	--	--	--	--	--	--	--
Chrysene	ug/L	--	--	--	--	--	--	--	0.10 U
Cresol isomers	ug/L	--	--	--	--	--	--	--	--
Diallate	ug/L	--	--	--	--	--	--	--	--
Dibenz(a,h)anthracene	ug/L	--	--	--	--	--	--	--	0.10 U
Dibenzofuran	ug/L	--	--	--	--	--	--	--	--
Dibromochloromethane	ug/L	--	--	--	--	--	--	--	--
Dibromomethane	ug/L	--	--	--	--	--	--	--	--
trans-1,4-Dichloro-2-butene	ug/L	--	--	--	--	--	--	--	--
3,3'-Dichlorobenzidine	ug/L	--	--	--	--	--	--	--	--
2,4-Dichlorophenol	ug/L	--	--	--	--	--	--	--	--
2,6-Dichlorophenol	ug/L	--	--	--	--	--	--	--	--
Diethyl phthalate	ug/L	--	--	--	--	--	--	--	--
Dimethoate	ug/L	--	--	--	--	--	--	--	--
Dimethyl phthalate	ug/L	--	--	--	--	--	--	--	--
p-Dimethylaminoazobenzene A	ug/L	--	--	--	--	--	--	--	--
7,12-Dimethylbenz(a)anthracene	ug/L	--	--	--	--	--	--	--	--
3,3-Dimethylbenzidine	ug/L	--	--	--	--	--	--	--	--
a,a-Dimethylphenethylamine	ug/L	--	--	--	--	--	--	--	--
2,4-Dimethylphenol	ug/L	--	--	--	--	--	--	--	--
Di-n-butylphthalate (DBP)	ug/L	--	--	--	--	--	--	--	--
4,6-Dinitro-2-methylphenol	ug/L	--	--	--	--	--	--	--	--
Dinitrobenzene, NOS	ug/L	--	--	--	--	--	--	--	--
2,4-Dinitrophenol	ug/L	--	--	--	--	--	--	--	--
2,4-Dinitrotoluene	ug/L	--	--	--	--	--	--	--	--
2,6-Dinitrotoluene	ug/L	--	--	--	--	--	--	--	--
Di-n-octyl phthalate (DnOP)	ug/L	--	--	--	--	--	--	--	--
1,4-Dioxane	ug/L	--	--	--	--	--	--	--	--
Diphenylamine	ug/L	--	--	--	--	--	--	--	--
1,2-Diphenylhydrazine	ug/L	--	--	--	--	--	--	--	--
Disulfoton	ug/L	--	--	--	--	--	--	--	--

APPENDIX G.3

GROUNDWATER QUALITY DATA
RFI REPORT
FORMER MANUAL TRANSMISSIONS OF MUNCIE FACILITY
MUNCIE, INDIANA

AOI		*AOI 16*	*AOI 16*	*AOI 16*	*AOI 16*	*AOI 16*	*AOI 16*	*AOI 16*	*AOI 16*
Sample Location		*MW-12*	*MW-23*	*MW-23*	*MW-23*	*MW-23*	*MW-23*	*MW-23*	*MW-23*
Sample Identification		*GW-017324-050514-SM-026*	*MW-23*	*MW-23*	*MW-23*	*MW-23*	*MW-23(Dup)*	*MW-23*	*GW-072104-MR-013*
Sample Date		*5/5/2014*	*1/1/1991*	*6/1/1994*	*3/20/1996*	*10/1/1998*	*10/1/1998*	*4/1/1999*	*7/21/2004*
Sample Depth		-	-	-	-	-	-	-	-
Sample Depth		*Duplicate*							
	Units								
SVOCs (Continued)									
Ethyl methacrylate	ug/L	--	--	--	--	--	--	--	--
Ethyl methanesulfonate	ug/L	--	--	--	--	--	--	--	--
bis(2-Ethylhexyl)phthalate (DEHP)	ug/L	--	--	--	--	--	--	--	--
Famphur	ug/L	--	--	--	--	--	--	--	--
Fluoranthene	ug/L	--	--	--	--	--	--	--	0.10 U
Fluorene	ug/L	--	--	--	--	--	--	--	0.10 U
Hexachlorobenzene	ug/L	--	--	--	--	--	--	--	--
Hexachlorobutadiene	ug/L	--	--	--	--	--	--	--	--
Hexachlorocyclopentadiene	ug/L	--	--	--	--	--	--	--	--
Hexachloroethane	ug/L	--	--	--	--	--	--	--	--
Hexachlorophene A	ug/L	--	--	--	--	--	--	--	--
Hexachloropropene	ug/L	--	--	--	--	--	--	--	--
Indeno(1,2,3-cd)pyrene	ug/L	--	--	--	--	--	--	--	0.10 U
Iodomethane	ug/L	--	--	--	--	--	--	--	--
Isodrin	ug/L	--	--	--	--	--	--	--	--
Isophorone	ug/L	--	--	--	--	--	--	--	--
Isosafrole	ug/L	--	--	--	--	--	--	--	--
Kepone	ug/L	--	--	--	--	--	--	--	--
Methapyrilene	ug/L	--	--	--	--	--	--	--	--
Methyl acrylonitrile	ug/L	--	--	--	--	--	--	--	--
Methyl methacrylate	ug/L	--	--	--	--	--	--	--	--
Methyl methanesulfonate	ug/L	--	--	--	--	--	--	--	--
Methyl parathion	ug/L	--	--	--	--	--	--	--	--
3-Methylcholanthrene	ug/L	--	--	--	--	--	--	--	--
2-Methylnaphthalene	ug/L	--	--	--	--	--	--	--	--
2-Methylphenol	ug/L	--	--	--	--	--	--	--	--
3&4-Methylphenol	ug/L	--	--	--	--	--	--	--	--
4-Methylphenol	ug/L	--	--	--	--	--	--	--	--
Naphthalene	ug/L	--	--	--	--	--	--	--	1.0 U
1,4-Naphthoquinone	ug/L	--	--	--	--	--	--	--	--
1-Naphthylamine	ug/L	--	--	--	--	--	--	--	--
2-Naphthylamine	ug/L	--	--	--	--	--	--	--	--
2-Nitroaniline	ug/L	--	--	--	--	--	--	--	--
3-Nitroaniline	ug/L	--	--	--	--	--	--	--	--
4-Nitroaniline	ug/L	--	--	--	--	--	--	--	--
Nitrobenzene	ug/L	--	--	--	--	--	--	--	--
2-Nitrophenol	ug/L	--	--	--	--	--	--	--	--
4-Nitrophenol	ug/L	--	--	--	--	--	--	--	--
4-Nitroquinoline-N-oxide	ug/L	--	--	--	--	--	--	--	--
N-Nitrosodi-n-butylamine	ug/L	--	--	--	--	--	--	--	--
N-Nitrosodi-n-propylamine	ug/L	--	--	--	--	--	--	--	--
N-Nitrosodiphenylamine	ug/L	--	--	--	--	--	--	--	--
N-Nitrosodiethylamine	ug/L	--	--	--	--	--	--	--	--
N-Nitrosodimethylamine	ug/L	--	--	--	--	--	--	--	--
N-Nitrosomethylethylamine	ug/L	--	--	--	--	--	--	--	--

APPENDIX G.3

GROUNDWATER QUALITY DATA
RFI REPORT
FORMER MANUAL TRANSMISSIONS OF MUNCIE FACILITY
MUNCIE, INDIANA

AOI		*AOI 16*	*AOI 16*	*AOI 16*	*AOI 16*	*AOI 16*	*AOI 16*	*AOI 16*	*AOI 16*
Sample Location		*MW-12*	*MW-23*	*MW-23*	*MW-23*	*MW-23*	*MW-23*	*MW-23*	*MW-23*
Sample Identification		*GW-017324-050514-SM-026*	*MW-23*	*MW-23*	*MW-23*	*MW-23*	*MW-23(Dup)*	*MW-23*	*GW-072104-MR-013*
Sample Date		*5/5/2014*	*1/1/1991*	*6/1/1994*	*3/20/1996*	*10/1/1998*	*10/1/1998*	*4/1/1999*	*7/21/2004*
Sample Depth		-	-	-	-	-	-	-	-
Sample Depth		*Duplicate*							
	Units								
SVOCs (Continued)									
N-Nitrosomorpholine	ug/L	--	--	--	--	--	--	--	--
N-Nitrosopiperidine	ug/L	--	--	--	--	--	--	--	--
N-Nitrosopyrrolidine	ug/L	--	--	--	--	--	--	--	--
2,2'-Oxybis(1-chloropropane) (bis(2-Chloroisopropyl) ether)	ug/L	--	--	--	--	--	--	--	--
Pentachlorobenzene	ug/L	--	--	--	--	--	--	--	--
Pentachloroethane	ug/L	--	--	--	--	--	--	--	--
Pentachloronitrobenzene	ug/L	--	--	--	--	--	--	--	--
Pentachlorophenol	ug/L	--	--	--	--	--	--	--	--
Phenacetin	ug/L	--	--	--	--	--	--	--	--
Phenanthrene	ug/L	--	--	--	--	--	--	--	0.10 U
Phenol	ug/L	--	--	--	--	--	--	--	--
p-Phenylenediamine	ug/L	--	--	--	--	--	--	--	--
Phorate	ug/L	--	--	--	--	--	--	--	--
2-Picoline	ug/L	--	--	--	--	--	--	--	--
Pronamide	ug/L	--	--	--	--	--	--	--	--
Propionitrile (ethyl cyanide)	ug/L	--	--	--	--	--	--	--	--
Pyrene	ug/L	--	--	--	--	--	--	--	0.10 U
Pyridine	ug/L	--	--	--	--	--	--	--	--
Safrole	ug/L	--	--	--	--	--	--	--	--
1,2,4,5-Tetrachlorobenzene	ug/L	--	--	--	--	--	--	--	--
1,1,1,2-Tetrachloroethane	ug/L	--	--	--	--	--	--	--	--
2,3,4,6-Tetrachlorophenol	ug/L	--	--	--	--	--	--	--	--
Thionazin (O,O-diethyl-O-2-pyrazinyl phosphorothioate)	ug/L	--	--	--	--	--	--	--	--
o-Toluidine A	ug/L	--	--	--	--	--	--	--	--
5-Nitro-2-toluidine	ug/L	--	--	--	--	--	--	--	--
2,4,5-Trichlorophenol	ug/L	--	--	--	--	--	--	--	--
2,4,6-Trichlorophenol	ug/L	--	--	--	--	--	--	--	--
1,2,3-Trichloropropane	ug/L	--	--	--	--	--	--	--	--
0,0,0-Triethylphosphorothioate	ug/L	--	--	--	--	--	--	--	--
1,3,5-Trinitrobenzene	ug/L	--	--	--	--	--	--	--	--
PCBs									
Aroclor-1016 (PCB-1016)	ug/L	0.48 U	--	--	--	--	--	--	--
Aroclor-1221 (PCB-1221)	ug/L	0.48 U	--	--	--	--	--	--	--
Aroclor-1232 (PCB-1232)	ug/L	0.48 U	--	--	--	--	--	--	--
Aroclor-1242 (PCB-1242)	ug/L	0.48 U	--	--	--	--	--	--	--
Aroclor-1248 (PCB-1248)	ug/L	0.48 U	--	--	--	--	--	--	--
Aroclor-1254 (PCB-1254)	ug/L	0.48 U	--	--	--	--	--	--	--
Aroclor-1260 (PCB-1260)	ug/L	0.48 U	--	--	--	--	--	--	--
Total PCBs	ug/L	ND	--	--	--	--	--	--	--
Total Petroleum Hydrocarbons (TPH)									
Total Petroleum Hydrocarbons - Purgeable (GRO)	ug/L	--	--	--	--	--	--	--	--

APPENDIX G.3

GROUNDWATER QUALITY DATA
RFI REPORT
FORMER MANUAL TRANSMISSIONS OF MUNCIE FACILITY
MUNCIE, INDIANA

AOI		*AOI 16*	*AOI 16*	*AOI 16*	*AOI 16*	*AOI 16*	*AOI 16*	*AOI 16*	*AOI 16*
Sample Location		***MW-12***	***MW-23***	***MW-23***	***MW-23***	***MW-23***	***MW-23***	***MW-23***	***MW-23***
Sample Identification		***GW-017324-050514-SM-026***	***MW-23***	***MW-23***	***MW-23***	***MW-23***	***MW-23(Dup)***	***MW-23***	***GW-072104-MR-013***
Sample Date		***5/5/2014***	***1/1/1991***	***6/1/1994***	***3/20/1996***	***10/1/1998***	***10/1/1998***	***4/1/1999***	***7/21/2004***
Sample Depth		-	-	-	-	-	-	-	-
Sample Depth		***Duplicate***							
	Units								
Metals									
Aluminum	ug/L	--	--	--	--	--	--	--	--
Antimony	ug/L	--	--	--	--	--	--	--	--
Arsenic	ug/L	--	--	--	--	--	--	--	10 U
Arsenic (dissolved)	ug/L	--	--	--	--	--	--	--	--
Barium	ug/L	--	--	--	--	--	--	--	83 J
Barium (dissolved)	ug/L	--	--	--	--	--	--	--	--
Beryllium	ug/L	--	--	--	--	--	--	--	--
Cadmium	ug/L	--	--	--	--	--	--	--	2.2 J
Cadmium (dissolved)	ug/L	--	--	--	--	--	--	--	--
Calcium	ug/L	--	--	--	--	--	--	--	--
Calcium (dissolved)	ug/L	--	--	--	--	--	--	--	133000
Chromium	ug/L	--	--	--	--	--	--	--	8.1 J
Chromium (dissolved)	ug/L	--	--	--	--	--	--	--	--
Cobalt	ug/L	--	--	--	--	--	--	--	--
Copper	ug/L	--	--	--	--	--	--	--	--
Copper (dissolved)	ug/L	--	--	--	--	--	--	--	--
Iron	ug/L	--	--	--	--	--	--	--	--
Iron (dissolved)	ug/L	--	--	--	--	--	--	--	--
Lead	ug/L	--	--	--	--	--	--	--	3 U
Lead (dissolved)	ug/L	--	--	--	--	--	--	--	--
Magnesium	ug/L	--	--	--	--	--	--	--	--
Magnesium (dissolved)	ug/L	--	--	--	--	--	--	--	43700
Manganese	ug/L	--	--	--	--	--	--	--	--
Manganese (dissolved)	ug/L	--	--	--	--	--	--	--	**390**[a]
Mercury	ug/L	--	--	--	--	--	--	--	0.2 U
Mercury (dissolved)	ug/L	--	--	--	--	--	--	--	--
Nickel	ug/L	--	--	--	--	--	--	--	--
Nickel (dissolved)	ug/L	--	--	--	--	--	--	--	--
Potassium	ug/L	--	--	--	--	--	--	--	--
Selenium	ug/L	--	--	--	--	--	--	--	5 U
Selenium (dissolved)	ug/L	--	--	--	--	--	--	--	--
Silver	ug/L	--	--	--	--	--	--	--	10 U
Silver (dissolved)	ug/L	--	--	--	--	--	--	--	--
Sodium	ug/L	--	--	--	--	--	--	--	--
Thallium	ug/L	--	--	--	--	--	--	--	--
Vanadium	ug/L	--	--	--	--	--	--	--	--
Zinc	ug/L	--	--	--	--	--	--	--	--
Zinc (dissolved)	ug/L	--	--	--	--	--	--	--	--

APPENDIX G.3

GROUNDWATER QUALITY DATA
RFI REPORT
FORMER MANUAL TRANSMISSIONS OF MUNCIE FACILITY
MUNCIE, INDIANA

AOI		*AOI 16*	*AOI 16*	*AOI 16*	*AOI 16*	*AOI 16*	*AOI 16*	*AOI 16*	*AOI 16*
Sample Location		***MW-12***	***MW-23***	***MW-23***	***MW-23***	***MW-23***	***MW-23***	***MW-23***	***MW-23***
Sample Identification		***GW-017324-050514-SM-026***	***MW-23***	***MW-23***	***MW-23***	***MW-23***	***MW-23(Dup)***	***MW-23***	***GW-072104-MR-013***
Sample Date		***5/5/2014***	***1/1/1991***	***6/1/1994***	***3/20/1996***	***10/1/1998***	***10/1/1998***	***4/1/1999***	***7/21/2004***
Sample Depth		-	-	-	-	-	-	-	-
Sample Depth		***Duplicate***							
	Units								
Gas									
Ethane	ug/L	--	--	--	--	--	--	--	0.50 U
Ethene	ug/L	--	--	--	--	--	--	--	0.50 U
Methane	ug/L	--	--	--	--	--	--	--	9.3 J
General Chemistry									
Alkalinity, bicarbonate	ug/L	--	--	--	--	--	--	--	380000
Alkalinity, carbonate	ug/L	--	--	--	--	--	--	--	8300 J
Bicarbonate (as CaCO3)	ug/L	--	--	--	--	--	--	--	--
Chloride	ug/L	--	--	--	--	--	--	--	75500
Dissolved organic carbon (DOC)	ug/L	--	--	--	--	--	--	--	12000
Hardness	ug/L	--	--	--	--	--	--	--	511000
Hardness, carbonate	ug/L	--	--	--	--	--	--	--	--
Nitrate (as N)	ug/L	--	--	--	--	--	--	--	100 U
Nitrite (as N)	ug/L	--	--	--	--	--	--	--	74 J
pH	s.u.	--	--	--	--	--	--	--	--
Sulfate	ug/L	--	--	--	--	--	--	--	142000
Sulfide	ug/L	--	--	--	--	--	--	--	--
Total dissolved solids (TDS)	ug/L	--	--	--	--	--	--	--	--
Total organic carbon (TOC)	ug/L	--	--	--	--	--	--	--	--

Notes
ug/L - Micrograms per litre
"-" - No value
U - Not detected at the associated reporting limit
J - Estimated concentration
UJ - Not detected; associated reporting limit is estimated
R - Rejected
s.u. - Standard units
nc - No criteria
ND - Non Detect (calculation)
BOLD[abc] Concentration exceeds associated screening level
IDEM Appendix A: Screening Levels Remedation Closure Guide - March 25, 2014
a - Exceeds IDEM residential tap screening levels
b - Exceeds IDEM residential vapor exposure screening levels
c - Exceeds IDEM commercial/industrial vapor screening levels

APPENDIX G.3

GROUNDWATER QUALITY DATA
RFI REPORT
FORMER MANUAL TRANSMISSIONS OF MUNCIE FACILITY
MUNCIE, INDIANA

AOI		*AOI 16*	*AOI 16*	*AOI 16*	*AOI 16*	*AOI 16*	*AOI 16*	*AOI 16*
Sample Location		*MW-23*	*MW-23*	*MW-23*	*MW-23*	*MW-25*	*MW-25*	*MW-25*
Sample Identification		*GW-017324-111708-NH-023*	*GW-17324-030310-GL-013*	*GW-17324-120811-EM-027*	*GW-017324-050514-SM-027*	*MW-25*	*MW-25*	*MW-25*
Sample Date		*11/17/2008*	*3/3/2010*	*12/8/2011*	*5/5/2014*	*12/1/1991*	*6/1/1994*	*3/20/1996*
Sample Depth		-	-	-	-	-	-	-
Sample Depth								
	Units							
Volatile Organic Compounds (VOCs)								
Acetone	ug/L	10 U	--	10 U	10 U	U	U	U
Benzene	ug/L	1.0 U	--	1.0 U	1.0 U	U	U	U
Bromodichloromethane	ug/L	1.0 U	--	1.0 U	1.0 U	--	U	U
Bromoform	ug/L	1.0 U	--	1.0 U	1.0 U	--	--	--
Bromomethane (Methyl bromide)	ug/L	1.0 U	--	1.0 U	1.0 U	--	--	--
2-Butanone (Methyl ethyl ketone) (MEK)	ug/L	10 U	--	10 U	10 U	--	U	U
Carbon disulfide	ug/L	1.0 U	--	1.0 U	1.0 U	--	--	--
Carbon tetrachloride	ug/L	1.0 U	--	1.0 U	1.0 U	--	--	--
Chlorobenzene	ug/L	1.0 U	--	1.0 U	1.0 U	U	U	U
Chloroethane	ug/L	1.0 U	--	1.0 U	1.0 U	U	U	U
2-Chloroethyl vinyl ether	ug/L	--	--	--	--	U	U	U
Chloroform (Trichloromethane)	ug/L	1.0 U	--	1.0 U	1.0 U	U	U	U
Chloromethane (Methyl chloride)	ug/L	1.0 U	--	1.0 U	1.0 U	U	U	U
Cyclohexane	ug/L	1.0 U	--	1.0 U	1.0 U	--	--	--
1,2-Dibromo-3-chloropropane (DBCP)	ug/L	2.0 U	--	2.0 U	2.0 U	--	--	--
Dibromochloromethane	ug/L	1.0 U	--	1.0 U	1.0 U	--	--	--
1,2-Dibromoethane (Ethylene dibromide)	ug/L	1.0 U	--	1.0 U	1.0 U	--	--	--
1,2-Dichlorobenzene	ug/L	1.0 U	--	1.0 U	1.0 U	--	--	--
1,3-Dichlorobenzene	ug/L	1.0 U	--	1.0 U	1.0 U	--	--	--
1,4-Dichlorobenzene	ug/L	1.0 U	--	1.0 U	1.0 U	--	--	--
Dichlorodifluoromethane (CFC-12)	ug/L	1.0 U	--	1.0 U	1.0 U	--	--	--
1,1-Dichloroethane	ug/L	1.0 U	--	1.7	1.0 U	2	3	2
1,2-Dichloroethane	ug/L	1.0 U	--	1.0 U	1.0 U	U	U	U
1,2-Dichloroethene (total)	ug/L	--	--	--	--	9	U	U
1,1-Dichloroethene	ug/L	1.0 U	--	1.0 U	1.0 U	U	U	U
cis-1,2-Dichloroethene	ug/L	1.0 U	--	1.0 U	1.0 U	--	13	22
trans-1,2-Dichloroethene	ug/L	1.0 U	--	1.0 U	1.0 U	U	7	4
1,2-Dichloropropane	ug/L	1.0 U	--	1.0 U	1.0 U	--	--	--
cis-1,3-Dichloropropene	ug/L	1.0 U	--	1.0 U	1.0 U	--	--	--
trans-1,3-Dichloropropene	ug/L	1.0 U	--	1.0 U	1.0 U	--	--	--
Ethylbenzene	ug/L	1.0 U	--	1.0 U	1.0 U	U	U	U
2-Hexanone	ug/L	10 U	--	10 U	10 U	--	U	U
Isopropyl benzene	ug/L	1.0 U	--	1.0 U	1.0 U	--	--	--
Methyl acetate	ug/L	10 U	--	10 U	10 U	--	--	--
Methyl cyclohexane	ug/L	1.0 U	--	1.0 U	1.0 U	--	--	--
Methyl tert butyl ether (MTBE)	ug/L	5.0 U	--	5.0 U	1.0 U	--	--	--
4-Methyl-2-pentanone (Methyl isobutyl ketone) (MIBK)	ug/L	10 U	--	10 U	10 U	--	--	--
Methylene chloride	ug/L	1.0 U	--	1.0 U	1.0 U	U	U	1
Styrene	ug/L	1.0 U	--	1.0 U	1.0 U	--	--	--
VOCs (Continued)								

APPENDIX G.3

GROUNDWATER QUALITY DATA
RFI REPORT
FORMER MANUAL TRANSMISSIONS OF MUNCIE FACILITY
MUNCIE, INDIANA

AOI		*AOI 16*	*AOI 16*	*AOI 16*	*AOI 16*	*AOI 16*	*AOI 16*	*AOI 16*
Sample Location		*MW-23*	*MW-23*	*MW-23*	*MW-23*	*MW-25*	*MW-25*	*MW-25*
Sample Identification		*GW-017324-111708-NH-023*	*GW-17324-030310-GL-013*	*GW-17324-120811-EM-027*	*GW-017324-050514-SM-027*	*MW-25*	*MW-25*	*MW-25*
Sample Date		*11/17/2008*	*3/3/2010*	*12/8/2011*	*5/5/2014*	*12/1/1991*	*6/1/1994*	*3/20/1996*
Sample Depth		-	-	-	-	-	-	-
Sample Depth								
	Units							
1,1,2,2-Tetrachloroethane	ug/L	1.0 U	--	1.0 U	1.0 U	--	--	--
Tetrachloroethene	ug/L	1.0 U	--	1.0 U	1.0 U	U	U	U
Toluene	ug/L	1.0 U	--	1.0 U	1.0 U	U	U	U
1,2,4-Trichlorobenzene	ug/L	1.0 U	--	1.0 U	1.0 U	--	--	--
1,1,1-Trichloroethane	ug/L	1.0 U	--	1.0 U	1.0 U	U	2	U
1,1,2-Trichloroethane	ug/L	1.0 U	--	1.0 U	1.0 U	--	--	--
Trichloroethene	ug/L	1.0 U	--	1.3	1.0 U	**24[ab]**	**56[abc]**	**10[ab]**
Trichlorofluoromethane (CFC-11)	ug/L	1.0 U	--	1.0 U	1.0 U	--	--	--
Trifluorotrichloroethane (Freon 113)	ug/L	1.0 U	--	1.0 U	1.0 U	--	--	--
Vinyl acetate	ug/L	--	--	--	--	--	--	--
Vinyl chloride	ug/L	1.0 U	--	1.0 U	1.0 U	U	U	0.8
Xylenes (total)	ug/L	2.0 U	--	2.0 U	2.0 U	U	U	U
Semi-Volatile Organic Compounds (SVOCs)								
Acenaphthene	ug/L	0.20 U	--	--	--	--	--	--
Acenaphthylene	ug/L	0.20 U	--	--	--	--	--	--
Acetonitrile	ug/L	--	--	--	--	--	--	--
Acetophenone	ug/L	1.0 U	--	--	--	--	--	--
2-Acetylaminofluorene	ug/L	--	--	--	--	--	--	--
Acrolein	ug/L	--	--	--	--	--	--	--
Acrylonitrile	ug/L	--	--	--	--	--	--	--
Allyl chloride	ug/L	--	--	--	--	--	--	--
4-Aminobiphenyl	ug/L	--	--	--	--	--	--	--
Aniline	ug/L	--	--	--	--	--	--	--
Anthracene	ug/L	0.20 U	--	--	--	--	--	--
Aramite	ug/L	--	--	--	--	--	--	--
Atrazine	ug/L	1.0 U	--	--	--	--	--	--
Benzaldehyde	ug/L	1.0 U	--	--	--	--	--	--
Benzidine	ug/L	--	--	--	--	--	--	--
Benzo(a)anthracene	ug/L	0.20 U	--	--	--	--	--	--
Benzo(a)pyrene	ug/L	0.20 U	--	--	--	--	--	--
Benzo(b)fluoranthene	ug/L	0.20 U	--	--	--	--	--	--
Benzo(g,h,i)perylene	ug/L	0.20 U	--	--	--	--	--	--
Benzo(k)fluoranthene	ug/L	0.20 U	--	--	--	--	--	--
Benzoic acid	ug/L	--	--	--	--	--	--	--
Benzyl alcohol	ug/L	--	--	--	--	--	--	--
Biphenyl (1,1-Biphenyl)	ug/L	1.0 U	--	--	--	--	--	--
4-Bromophenyl phenyl ether	ug/L	2.0 U	--	--	--	--	--	--
Butyl benzylphthalate (BBP)	ug/L	1.0 U	--	--	--	--	--	--
Caprolactam	ug/L	5.0 U	--	--	--	--	--	--
Carbazole	ug/L	1.0 U	--	--	--	--	--	--
4-Chloro-3-methylphenol	ug/L	2.0 U	--	--	--	--	--	--
4-Chloroaniline	ug/L	2.0 U	--	--	--	--	--	--
Chlorobenzilate	ug/L	--	--	--	--	--	--	--
bis(2-Chloroethoxy)methane	ug/L	1.0 U	--	--	--	--	--	--
bis(2-Chloroethyl)ether	ug/L	1.0 U	--	--	--	--	--	--

APPENDIX G.3

GROUNDWATER QUALITY DATA
RFI REPORT
FORMER MANUAL TRANSMISSIONS OF MUNCIE FACILITY
MUNCIE, INDIANA

AOI		*AOI 16*	*AOI 16*	*AOI 16*	*AOI 16*	*AOI 16*	*AOI 16*	*AOI 16*
Sample Location		*MW-23*	*MW-23*	*MW-23*	*MW-23*	*MW-25*	*MW-25*	*MW-25*
Sample Identification		*GW-017324-111708-NH-023*	*GW-17324-030310-GL-013*	*GW-17324-120811-EM-027*	*GW-017324-050514-SM-027*	*MW-25*	*MW-25*	*MW-25*
Sample Date		*11/17/2008*	*3/3/2010*	*12/8/2011*	*5/5/2014*	*12/1/1991*	*6/1/1994*	*3/20/1996*
Sample Depth		*-*	*-*	*-*	*-*	*-*	*-*	*-*
Sample Depth								
	Units							
2-Chloronaphthalene	ug/L	1.0 U	--	--	--	--	--	--
2-Chlorophenol	ug/L	1.0 U	--	--	--	--	--	--
4-Chlorophenyl phenyl ether	ug/L	2.0 U	--	--	--	--	--	--
Chloroprene	ug/L	--	--	--	--	--	--	--
Chrysene	ug/L	0.20 U	--	--	--	--	--	--
Cresol isomers	ug/L	--	--	--	--	--	--	--
Diallate	ug/L	--	--	--	--	--	--	--
Dibenz(a,h)anthracene	ug/L	0.20 U	--	--	--	--	--	--
Dibenzofuran	ug/L	1.0 U	--	--	--	--	--	--
Dibromochloromethane	ug/L	--	--	--	--	U	U	U
Dibromomethane	ug/L	--	--	--	--	--	--	--
trans-1,4-Dichloro-2-butene	ug/L	--	--	--	--	--	--	--
3,3'-Dichlorobenzidine	ug/L	5.0 U	--	--	--	--	--	--
2,4-Dichlorophenol	ug/L	2.0 U	--	--	--	--	--	--
2,6-Dichlorophenol	ug/L	--	--	--	--	--	--	--
Diethyl phthalate	ug/L	1.0 U	--	--	--	--	--	--
Dimethoate	ug/L	--	--	--	--	--	--	--
Dimethyl phthalate	ug/L	1.0 U	--	--	--	--	--	--
p-Dimethylaminoazobenzene A	ug/L	--	--	--	--	--	--	--
7,12-Dimethylbenz(a)anthracene	ug/L	--	--	--	--	--	--	--
3,3-Dimethylbenzidine	ug/L	--	--	--	--	--	--	--
a,a-Dimethylphenethylamine	ug/L	--	--	--	--	--	--	--
2,4-Dimethylphenol	ug/L	2.0 U	--	--	--	--	--	--
Di-n-butylphthalate (DBP)	ug/L	1.0 U	--	--	--	--	--	--
4,6-Dinitro-2-methylphenol	ug/L	5.0 U	--	--	--	--	--	--
Dinitrobenzene, NOS	ug/L	--	--	--	--	--	--	--
2,4-Dinitrophenol	ug/L	5.0 U	--	--	--	--	--	--
2,4-Dinitrotoluene	ug/L	5.0 U	--	--	--	--	--	--
2,6-Dinitrotoluene	ug/L	5.0 U	--	--	--	--	--	--
Di-n-octyl phthalate (DnOP)	ug/L	1.0 U	--	--	--	--	--	--
1,4-Dioxane	ug/L	--	--	--	--	--	--	--
Diphenylamine	ug/L	--	--	--	--	--	--	--
1,2-Diphenylhydrazine	ug/L	--	--	--	--	--	--	--
Disulfoton	ug/L	--	--	--	--	--	--	--

APPENDIX G.3

GROUNDWATER QUALITY DATA
RFI REPORT
FORMER MANUAL TRANSMISSIONS OF MUNCIE FACILITY
MUNCIE, INDIANA

AOI		*AOI 16*	*AOI 16*	*AOI 16*	*AOI 16*	*AOI 16*	*AOI 16*	*AOI 16*
Sample Location		*MW-23*	*MW-23*	*MW-23*	*MW-23*	*MW-25*	*MW-25*	*MW-25*
Sample Identification		*GW-017324-111708-NH-023*	*GW-17324-030310-GL-013*	*GW-17324-120811-EM-027*	*GW-017324-050514-SM-027*	*MW-25*	*MW-25*	*MW-25*
Sample Date		*11/17/2008*	*3/3/2010*	*12/8/2011*	*5/5/2014*	*12/1/1991*	*6/1/1994*	*3/20/1996*
Sample Depth		*-*	*-*	*-*	*-*	*-*	*-*	*-*
Sample Depth								
	Units							
SVOCs (Continued)								
Ethyl methacrylate	ug/L	--	--	--	--	--	--	--
Ethyl methanesulfonate	ug/L	--	--	--	--	--	--	--
bis(2-Ethylhexyl)phthalate (DEHP)	ug/L	2.0 U	--	--	--	--	--	--
Famphur	ug/L	--	--	--	--	--	--	--
Fluoranthene	ug/L	0.20 U	--	--	--	--	--	--
Fluorene	ug/L	0.20 U	--	--	--	--	--	--
Hexachlorobenzene	ug/L	0.20 U	--	--	--	--	--	--
Hexachlorobutadiene	ug/L	1.0 U	--	--	--	--	--	--
Hexachlorocyclopentadiene	ug/L	10 U	--	--	--	--	--	--
Hexachloroethane	ug/L	1.0 U	--	--	--	--	--	--
Hexachlorophene A	ug/L	--	--	--	--	--	--	--
Hexachloropropene	ug/L	--	--	--	--	--	--	--
Indeno(1,2,3-cd)pyrene	ug/L	0.20 U	--	--	--	--	--	--
Iodomethane	ug/L	--	--	--	--	--	--	--
Isodrin	ug/L	--	--	--	--	--	--	--
Isophorone	ug/L	1.0 U	--	--	--	--	--	--
Isosafrole	ug/L	--	--	--	--	--	--	--
Kepone	ug/L	--	--	--	--	--	--	--
Methapyrilene	ug/L	--	--	--	--	--	--	--
Methyl acrylonitrile	ug/L	--	--	--	--	--	--	--
Methyl methacrylate	ug/L	--	--	--	--	--	--	--
Methyl methanesulfonate	ug/L	--	--	--	--	--	--	--
Methyl parathion	ug/L	--	--	--	--	--	--	--
3-Methylcholanthrene	ug/L	--	--	--	--	--	--	--
2-Methylnaphthalene	ug/L	0.20 U	--	--	--	--	--	--
2-Methylphenol	ug/L	1.0 U	--	--	--	--	--	--
3&4-Methylphenol	ug/L	--	--	--	--	--	--	--
4-Methylphenol	ug/L	1.0 U	--	--	--	--	--	--
Naphthalene	ug/L	0.20 U	--	--	--	--	--	--
1,4-Naphthoquinone	ug/L	--	--	--	--	--	--	--
1-Naphthylamine	ug/L	--	--	--	--	--	--	--
2-Naphthylamine	ug/L	--	--	--	--	--	--	--
2-Nitroaniline	ug/L	2.0 U	--	--	--	--	--	--
3-Nitroaniline	ug/L	2.0 U	--	--	--	--	--	--
4-Nitroaniline	ug/L	2.0 U	--	--	--	--	--	--
Nitrobenzene	ug/L	1.0 U	--	--	--	--	--	--
2-Nitrophenol	ug/L	2.0 U	--	--	--	--	--	--
4-Nitrophenol	ug/L	5.0 U	--	--	--	--	--	--
4-Nitroquinoline-N-oxide	ug/L	--	--	--	--	--	--	--
N-Nitrosodi-n-butylamine	ug/L	--	--	--	--	--	--	--
N-Nitrosodi-n-propylamine	ug/L	1.0 U	--	--	--	--	--	--
N-Nitrosodiphenylamine	ug/L	1.0 U	--	--	--	--	--	--
N-Nitrosodiethylamine	ug/L	--	--	--	--	--	--	--
N-Nitrosodimethylamine	ug/L	--	--	--	--	--	--	--
N-Nitrosomethylethylamine	ug/L	--	--	--	--	--	--	--

APPENDIX G.3

GROUNDWATER QUALITY DATA
RFI REPORT
FORMER MANUAL TRANSMISSIONS OF MUNCIE FACILITY
MUNCIE, INDIANA

AOI		*AOI 16*	*AOI 16*	*AOI 16*	*AOI 16*	*AOI 16*	*AOI 16*	*AOI 16*
Sample Location		*MW-23*	*MW-23*	*MW-23*	*MW-23*	*MW-25*	*MW-25*	*MW-25*
Sample Identification		*GW-017324-111708-NH-023*	*GW-17324-030310-GL-013*	*GW-17324-120811-EM-027*	*GW-017324-050514-SM-027*	*MW-25*	*MW-25*	*MW-25*
Sample Date		*11/17/2008*	*3/3/2010*	*12/8/2011*	*5/5/2014*	*12/1/1991*	*6/1/1994*	*3/20/1996*
Sample Depth		*-*	*-*	*-*	*-*	*-*	*-*	*-*
Sample Depth								
	Units							
SVOCs (Continued)								
N-Nitrosomorpholine	ug/L	--	--	--	--	--	--	--
N-Nitrosopiperidine	ug/L	--	--	--	--	--	--	--
N-Nitrosopyrrolidine	ug/L	--	--	--	--	--	--	--
2,2'-Oxybis(1-chloropropane) (bis(2-Chloroisopropyl) ether)	ug/L	1.0 U	--	--	--	--	--	--
Pentachlorobenzene	ug/L	--	--	--	--	--	--	--
Pentachloroethane	ug/L	--	--	--	--	--	--	--
Pentachloronitrobenzene	ug/L	--	--	--	--	--	--	--
Pentachlorophenol	ug/L	5.0 U	--	--	--	--	--	--
Phenacetin	ug/L	--	--	--	--	--	--	--
Phenanthrene	ug/L	0.20 U	--	--	--	--	--	--
Phenol	ug/L	1.0 U	--	--	--	--	--	--
p-Phenylenediamine	ug/L	--	--	--	--	--	--	--
Phorate	ug/L	--	--	--	--	--	--	--
2-Picoline	ug/L	--	--	--	--	--	--	--
Pronamide	ug/L	--	--	--	--	--	--	--
Propionitrile (ethyl cyanide)	ug/L	--	--	--	--	--	--	--
Pyrene	ug/L	0.20 U	--	--	--	--	--	--
Pyridine	ug/L	--	--	--	--	--	--	--
Safrole	ug/L	--	--	--	--	--	--	--
1,2,4,5-Tetrachlorobenzene	ug/L	--	--	--	--	--	--	--
1,1,1,2-Tetrachloroethane	ug/L	--	--	--	--	--	--	--
2,3,4,6-Tetrachlorophenol	ug/L	--	--	--	--	--	--	--
Thionazin (O,O-diethyl-O-2-pyrazinyl phosphorothioate)	ug/L	--	--	--	--	--	--	--
o-Toluidine A	ug/L	--	--	--	--	--	--	--
5-Nitro-2-toluidine	ug/L	--	--	--	--	--	--	--
2,4,5-Trichlorophenol	ug/L	5.0 U	--	--	--	--	--	--
2,4,6-Trichlorophenol	ug/L	5.0 U	--	--	--	--	--	--
1,2,3-Trichloropropane	ug/L	--	--	--	--	--	--	--
0,0,0-Triethylphosphorothioate	ug/L	--	--	--	--	--	--	--
1,3,5-Trinitrobenzene	ug/L	--	--	--	--	--	--	--
PCBs								
Aroclor-1016 (PCB-1016)	ug/L	--	0.50 U	--	--	--	--	--
Aroclor-1221 (PCB-1221)	ug/L	--	0.50 U	--	--	--	--	--
Aroclor-1232 (PCB-1232)	ug/L	--	0.50 U	--	--	--	--	--
Aroclor-1242 (PCB-1242)	ug/L	--	0.50 U	--	--	--	--	--
Aroclor-1248 (PCB-1248)	ug/L	--	0.50 U	--	--	--	--	--
Aroclor-1254 (PCB-1254)	ug/L	--	0.50 U	--	--	--	--	--
Aroclor-1260 (PCB-1260)	ug/L	--	0.50 U	--	--	--	--	--
Total PCBs	ug/L	--	ND	--	--	--	--	--
Total Petroleum Hydrocarbons (TPH)								
Total Petroleum Hydrocarbons - Purgeable (GRO)	ug/L	--	--	--	--	--	--	--

APPENDIX G.3

GROUNDWATER QUALITY DATA
RFI REPORT
FORMER MANUAL TRANSMISSIONS OF MUNCIE FACILITY
MUNCIE, INDIANA

AOI		*AOI 16*	*AOI 16*	*AOI 16*	*AOI 16*	*AOI 16*	*AOI 16*	*AOI 16*
Sample Location		*MW-23*	*MW-23*	*MW-23*	*MW-23*	*MW-25*	*MW-25*	*MW-25*
Sample Identification		*GW-017324-111708-NH-023*	*GW-17324-030310-GL-013*	*GW-17324-120811-EM-027*	*GW-017324-050514-SM-027*	*MW-25*	*MW-25*	*MW-25*
Sample Date		*11/17/2008*	*3/3/2010*	*12/8/2011*	*5/5/2014*	*12/1/1991*	*6/1/1994*	*3/20/1996*
Sample Depth		*-*	*-*	*-*	*-*	*-*	*-*	*-*
Sample Depth								
	Units							
Metals								
Aluminum	ug/L	--	--	--	--	--	--	--
Antimony	ug/L	--	--	--	--	--	--	--
Arsenic	ug/L	10.0 U	--	--	--	--	--	--
Arsenic (dissolved)	ug/L	10.0 U	--	--	--	--	--	--
Barium	ug/L	200 U	--	--	--	--	--	--
Barium (dissolved)	ug/L	200 U	--	--	--	--	--	--
Beryllium	ug/L	--	--	--	--	--	--	--
Cadmium	ug/L	**5.4**[a]	--	--	--	--	--	--
Cadmium (dissolved)	ug/L	5.0 U	--	--	--	--	--	--
Calcium	ug/L	--	--	--	--	--	--	--
Calcium (dissolved)	ug/L	--	--	--	--	--	--	--
Chromium	ug/L	10.0 U	--	--	--	--	--	--
Chromium (dissolved)	ug/L	10.0 U	--	--	--	--	--	--
Cobalt	ug/L	--	--	--	--	--	--	--
Copper	ug/L	--	--	--	--	--	--	--
Copper (dissolved)	ug/L	--	--	--	--	--	--	--
Iron	ug/L	--	--	--	--	--	--	--
Iron (dissolved)	ug/L	--	--	--	--	--	--	--
Lead	ug/L	**128**[a]	**16.2**[a]	--	--	--	--	--
Lead (dissolved)	ug/L	3.0 U	15.0 U	--	--	--	--	--
Magnesium	ug/L	--	--	--	--	--	--	--
Magnesium (dissolved)	ug/L	--	--	--	--	--	--	--
Manganese	ug/L	--	--	--	--	--	--	--
Manganese (dissolved)	ug/L	--	--	--	--	--	--	--
Mercury	ug/L	0.20 U	--	--	--	--	--	--
Mercury (dissolved)	ug/L	0.20 U	--	--	--	--	--	--
Nickel	ug/L	--	--	--	--	--	--	--
Nickel (dissolved)	ug/L	--	--	--	--	--	--	--
Potassium	ug/L	--	--	--	--	--	--	--
Selenium	ug/L	5.0 U	--	--	--	--	--	--
Selenium (dissolved)	ug/L	5.0 U	--	--	--	--	--	--
Silver	ug/L	10.0 U	--	--	--	--	--	--
Silver (dissolved)	ug/L	10.0 U	--	--	--	--	--	--
Sodium	ug/L	--	--	--	--	--	--	--
Thallium	ug/L	--	--	--	--	--	--	--
Vanadium	ug/L	--	--	--	--	--	--	--
Zinc	ug/L	--	--	--	--	--	--	--
Zinc (dissolved)	ug/L	--	--	--	--	--	--	--

APPENDIX G.3

GROUNDWATER QUALITY DATA
RFI REPORT
FORMER MANUAL TRANSMISSIONS OF MUNCIE FACILITY
MUNCIE, INDIANA

AOI		***AOI 16***	***AOI 16***	***AOI 16***	***AOI 16***	***AOI 16***	***AOI 16***	***AOI 16***
Sample Location		***MW-23***	***MW-23***	***MW-23***	***MW-23***	***MW-25***	***MW-25***	***MW-25***
Sample Identification		***GW-017324-111708-NH-023***	***GW-17324-030310-GL-013***	***GW-17324-120811-EM-027***	***GW-017324-050514-SM-027***	***MW-25***	***MW-25***	***MW-25***
Sample Date		***11/17/2008***	***3/3/2010***	***12/8/2011***	***5/5/2014***	***12/1/1991***	***6/1/1994***	***3/20/1996***
Sample Depth		***-***	***-***	***-***	***-***	***-***	***-***	***-***
Sample Depth								
	Units							
Gas								
Ethane	ug/L	--	--	--	--	--	--	--
Ethene	ug/L	--	--	--	--	--	--	--
Methane	ug/L	--	--	--	--	--	--	--
General Chemistry								
Alkalinity, bicarbonate	ug/L	--	--	--	--	--	--	--
Alkalinity, carbonate	ug/L	--	--	--	--	--	--	--
Bicarbonate (as CaCO3)	ug/L	--	--	--	--	--	--	--
Chloride	ug/L	--	--	--	--	--	--	--
Dissolved organic carbon (DOC)	ug/L	--	--	--	--	--	--	--
Hardness	ug/L	--	--	--	--	--	--	--
Hardness, carbonate	ug/L	--	--	--	--	--	--	--
Nitrate (as N)	ug/L	--	--	--	--	--	--	--
Nitrite (as N)	ug/L	--	--	--	--	--	--	--
pH	s.u.	--	--	--	--	--	--	--
Sulfate	ug/L	--	--	--	--	--	--	--
Sulfide	ug/L	--	--	--	--	--	--	--
Total dissolved solids (TDS)	ug/L	--	--	--	--	--	--	--
Total organic carbon (TOC)	ug/L	--	--	--	--	--	--	--

Notes
ug/L - Micrograms per litre
"-" - No value
U - Not detected at the associated reporting limit
J - Estimated concentration
UJ - Not detected; associated reporting limit is estimated
R - Rejected
s.u. - Standard units
nc - No criteria
ND - Non Detect (calculation)
BOLD[abc] Concentration exceeds associated screening level
IDEM Appendix A: Screening Levels Remedation Closure Guide - March 25, 2014
a - Exceeds IDEM residential tap screening levels
b - Exceeds IDEM residential vapor exposure screening levels
c - Exceeds IDEM commercial/industrial vapor screening levels

APPENDIX G.3

GROUNDWATER QUALITY DATA
RFI REPORT
FORMER MANUAL TRANSMISSIONS OF MUNCIE FACILITY
MUNCIE, INDIANA

AOI		*AOI 16*	*AOI 16*	*AOI 16*	*AOI 16*	*AOI 16*	*AOI 16*	*AOI 16*	*AOI 16*	*AOI 16*
Sample Location		*MW-25*	*MW-25*	*MW-25*	*MW-25*	*MW-25*	*MW-25*	*MW-25*	*MW-25*	*MW-25*
Sample Identification		*MW-25*	*MW-25*	*MW-25*	*MW-25*	*MW-25*	*MW-25*	*MW-25*	*GW-17330-100902-EH-002*	*GW-17330-100902-EH-003*
Sample Date		*5/1/1997*	*9/16/1997*	*1/14/1998*	*10/1/1998*	*4/1/1999*	*10/1/2000*	*3/27/2001*	*10/9/2002*	*10/9/2002*
Sample Depth		-	-	-	-	-	-	-	-	-
Sample Depth				*Duplicate*						
	Units									
Volatile Organic Compounds (VOCs)										
Acetone	ug/L	U	U	U	U	U	U	U	25 UJ	25 UJ
Benzene	ug/L	U	U	U	U	U	U	U	1.0 U	1.0 U
Bromodichloromethane	ug/L	U	U	U	U	U	U	U	1.0 U	1.0 U
Bromoform	ug/L	--	--	--	--	--	--	--	1.0 U	1.0 U
Bromomethane (Methyl bromide)	ug/L	--	--	--	--	--	--	--	1.0 U	1.0 U
2-Butanone (Methyl ethyl ketone) (MEK)	ug/L	U	U	U	U	U	U	U	25 U	25 U
Carbon disulfide	ug/L	--	--	--	--	--	--	--	5.0 U	5.0 U
Carbon tetrachloride	ug/L	--	--	--	--	--	--	--	1.0 U	1.0 U
Chlorobenzene	ug/L	U	U	U	U	U	U	U	1.0 U	1.0 U
Chloroethane	ug/L	U	U	U	U	U	U	U	1.0 U	1.0 U
2-Chloroethyl vinyl ether	ug/L	U	U	U	U	U	U	--	--	--
Chloroform (Trichloromethane)	ug/L	U	U	U	U	U	U	U	1.0 U	1.0 U
Chloromethane (Methyl chloride)	ug/L	U	U	U	U	U	U	U	1.0 U	1.0 U
Cyclohexane	ug/L	--	--	--	--	--	--	--	1.0 U	1.0 U
1,2-Dibromo-3-chloropropane (DBCP)	ug/L	--	--	--	--	--	--	--	1.0 U	1.0 U
Dibromochloromethane	ug/L	--	--	--	--	--	--	--	1.0 U	1.0 U
1,2-Dibromoethane (Ethylene dibromide)	ug/L	--	--	--	--	--	--	--	1.0 U	1.0 U
1,2-Dichlorobenzene	ug/L	--	--	--	--	--	--	--	1.0 U	1.0 U
1,3-Dichlorobenzene	ug/L	--	--	--	--	--	--	--	1.0 U	1.0 U
1,4-Dichlorobenzene	ug/L	--	--	--	--	--	--	--	1.0 U	1.0 U
Dichlorodifluoromethane (CFC-12)	ug/L	--	--	--	--	--	--	--	1.0 U	1.0 U
1,1-Dichloroethane	ug/L	3.6	3.4	U	3.3	4.3	4.9	2.7	2.2	2.1
1,2-Dichloroethane	ug/L	U	U	U	U	U	U	U	1.0 U	1.0 U
1,2-Dichloroethene (total)	ug/L	U	U	U	U	U	U	--	--	--
1,1-Dichloroethene	ug/L	U	U	U	U	U	U	U	1.0 U	1.0 U
cis-1,2-Dichloroethene	ug/L	15	16	13	19	26	22	12	22	22
trans-1,2-Dichloroethene	ug/L	3.9	5.8	5.7	6.5	6.3	5	6.8	2.8	2.7
1,2-Dichloropropane	ug/L	--	--	--	--	--	--	--	1.0 U	1.0 U
cis-1,3-Dichloropropene	ug/L	--	--	--	--	--	--	--	1.0 U	1.0 U
trans-1,3-Dichloropropene	ug/L	--	--	--	--	--	--	--	1.0 U	1.0 U
Ethylbenzene	ug/L	U	U	U	U	U	U	U	1.0 U	1.0 U
2-Hexanone	ug/L	U	U	U	U	U	U	U	50 U	50 U
Isopropyl benzene	ug/L	--	--	--	--	--	--	--	5.0 U	5.0 U
Methyl acetate	ug/L	--	--	--	--	--	--	--	10 U	10 U
Methyl cyclohexane	ug/L	--	--	--	--	--	--	--	1.0 U	1.0 U
Methyl tert butyl ether (MTBE)	ug/L	--	--	--	--	--	--	--	5.0 U	5.0 U
4-Methyl-2-pentanone (Methyl isobutyl ketone) (MIBK)	ug/L	--	--	--	--	--	--	--	50 U	50 U
Methylene chloride	ug/L	U	U	U	**8.1**[a]	U	U	U	5.0 U	5.0 U
Styrene	ug/L	--	--	--	--	--	--	--	1.0 U	1.0 U
VOCs (Continued)										

APPENDIX G.3

GROUNDWATER QUALITY DATA
RFI REPORT
FORMER MANUAL TRANSMISSIONS OF MUNCIE FACILITY
MUNCIE, INDIANA

AOI		*AOI 16*	*AOI 16*	*AOI 16*	*AOI 16*	*AOI 16*	*AOI 16*	*AOI 16*	*AOI 16*	*AOI 16*
Sample Location		*MW-25*	*MW-25*	*MW-25*	*MW-25*	*MW-25*	*MW-25*	*MW-25*	*MW-25*	*MW-25*
Sample Identification		*MW-25*	*MW-25*	*MW-25*	*MW-25*	*MW-25*	*MW-25*	*MW-25*	*GW-17330-100902-EH-002*	*GW-17330-100902-EH-003*
Sample Date		*5/1/1997*	*9/16/1997*	*1/14/1998*	*10/1/1998*	*4/1/1999*	*10/1/2000*	*3/27/2001*	*10/9/2002*	*10/9/2002*
Sample Depth		-	-	-	-	-	-	-	-	-
Sample Depth				*Duplicate*						
	Units									
1,1,2,2-Tetrachloroethane	ug/L	--	--	--	--	--	--	--	1.0 U	1.0 U
Tetrachloroethene	ug/L	U	U	U	U	U	U	U	1.0 U	1.0 U
Toluene	ug/L	U	U	U	U	U	U	U	1.0 U	1.0 U
1,2,4-Trichlorobenzene	ug/L	--	--	--	--	--	--	--	5.0 U	5.0 U
1,1,1-Trichloroethane	ug/L	U	U	U	U	U	U	U	0.52 J	0.46 J
1,1,2-Trichloroethane	ug/L	--	--	--	--	--	--	--	1.0 U	1.0 U
Trichloroethene	ug/L	**33**[ab]	**31**[ab]	**16**[ab]	**25**[ab]	**27**[ab]	**24**[ab]	**5.9**[a]	**11**[ab]	**10**[ab]
Trichlorofluoromethane (CFC-11)	ug/L	--	--	--	--	--	--	--	1.0 U	1.0 U
Trifluorotrichloroethane (Freon 113)	ug/L	--	--	--	--	--	--	--	1.0 U	1.0 U
Vinyl acetate	ug/L	--	--	--	--	--	--	--	--	--
Vinyl chloride	ug/L	U	U	1.1	1	1.1	U	1.3	0.78 J	0.68 J
Xylenes (total)	ug/L	U	U	U	U	U	U	U	3.0 U	3.0 U
Semi-Volatile Organic Compounds (SVOCs)										
Acenaphthene	ug/L	--	--	--	--	--	--	--	--	--
Acenaphthylene	ug/L	--	--	--	--	--	--	--	--	--
Acetonitrile	ug/L	--	--	--	--	--	--	--	--	--
Acetophenone	ug/L	--	--	--	--	--	--	--	--	--
2-Acetylaminofluorene	ug/L	--	--	--	--	--	--	--	--	--
Acrolein	ug/L	--	--	--	--	--	--	--	--	--
Acrylonitrile	ug/L	--	--	--	--	--	--	--	--	--
Allyl chloride	ug/L	--	--	--	--	--	--	--	--	--
4-Aminobiphenyl	ug/L	--	--	--	--	--	--	--	--	--
Aniline	ug/L	--	--	--	--	--	--	--	--	--
Anthracene	ug/L	--	--	--	--	--	--	--	--	--
Aramite	ug/L	--	--	--	--	--	--	--	--	--
Atrazine	ug/L	--	--	--	--	--	--	--	--	--
Benzaldehyde	ug/L	--	--	--	--	--	--	--	--	--
Benzidine	ug/L	--	--	--	--	--	--	--	--	--
Benzo(a)anthracene	ug/L	--	--	--	--	--	--	--	--	--
Benzo(a)pyrene	ug/L	--	--	--	--	--	--	--	--	--
Benzo(b)fluoranthene	ug/L	--	--	--	--	--	--	--	--	--
Benzo(g,h,i)perylene	ug/L	--	--	--	--	--	--	--	--	--
Benzo(k)fluoranthene	ug/L	--	--	--	--	--	--	--	--	--
Benzoic acid	ug/L	--	--	--	--	--	--	--	--	--
Benzyl alcohol	ug/L	--	--	--	--	--	--	--	--	--
Biphenyl (1,1-Biphenyl)	ug/L	--	--	--	--	--	--	--	--	--
4-Bromophenyl phenyl ether	ug/L	--	--	--	--	--	--	--	--	--
Butyl benzylphthalate (BBP)	ug/L	--	--	--	--	--	--	--	--	--
Caprolactam	ug/L	--	--	--	--	--	--	--	--	--
Carbazole	ug/L	--	--	--	--	--	--	--	--	--
4-Chloro-3-methylphenol	ug/L	--	--	--	--	--	--	--	--	--
4-Chloroaniline	ug/L	--	--	--	--	--	--	--	--	--
Chlorobenzilate	ug/L	--	--	--	--	--	--	--	--	--
bis(2-Chloroethoxy)methane	ug/L	--	--	--	--	--	--	--	--	--
bis(2-Chloroethyl)ether	ug/L	--	--	--	--	--	--	--	--	--

APPENDIX G.3

GROUNDWATER QUALITY DATA
RFI REPORT
FORMER MANUAL TRANSMISSIONS OF MUNCIE FACILITY
MUNCIE, INDIANA

AOI		*AOI 16*	*AOI 16*	*AOI 16*	*AOI 16*	*AOI 16*	*AOI 16*	*AOI 16*	*AOI 16*	*AOI 16*
Sample Location		*MW-25*	*MW-25*	*MW-25*	*MW-25*	*MW-25*	*MW-25*	*MW-25*	*MW-25*	*MW-25*
Sample Identification		*MW-25*	*MW-25*	*MW-25*	*MW-25*	*MW-25*	*MW-25*	*MW-25*	*GW-17330-100902-EH-002*	*GW-17330-100902-EH-003*
Sample Date		*5/1/1997*	*9/16/1997*	*1/14/1998*	*10/1/1998*	*4/1/1999*	*10/1/2000*	*3/27/2001*	*10/9/2002*	*10/9/2002*
Sample Depth		*-*	*-*	*-*	*-*	*-*	*-*	*-*	*-*	*-*
Sample Depth				*Duplicate*						
	Units									
2-Chloronaphthalene	ug/L	--	--	--	--	--	--	--	--	--
2-Chlorophenol	ug/L	--	--	--	--	--	--	--	--	--
4-Chlorophenyl phenyl ether	ug/L	--	--	--	--	--	--	--	--	--
Chloroprene	ug/L	--	--	--	--	--	--	--	--	--
Chrysene	ug/L	--	--	--	--	--	--	--	--	--
Cresol isomers	ug/L	--	--	--	--	--	--	--	--	--
Diallate	ug/L	--	--	--	--	--	--	--	--	--
Dibenz(a,h)anthracene	ug/L	--	--	--	--	--	--	--	--	--
Dibenzofuran	ug/L	--	--	--	--	--	--	--	--	--
Dibromochloromethane	ug/L	U	U	U	U	U	U	U	--	--
Dibromomethane	ug/L	--	--	--	--	--	--	--	--	--
trans-1,4-Dichloro-2-butene	ug/L	--	--	--	--	--	--	--	--	--
3,3'-Dichlorobenzidine	ug/L	--	--	--	--	--	--	--	--	--
2,4-Dichlorophenol	ug/L	--	--	--	--	--	--	--	--	--
2,6-Dichlorophenol	ug/L	--	--	--	--	--	--	--	--	--
Diethyl phthalate	ug/L	--	--	--	--	--	--	--	--	--
Dimethoate	ug/L	--	--	--	--	--	--	--	--	--
Dimethyl phthalate	ug/L	--	--	--	--	--	--	--	--	--
p-Dimethylaminoazobenzene A	ug/L	--	--	--	--	--	--	--	--	--
7,12-Dimethylbenz(a)anthracene	ug/L	--	--	--	--	--	--	--	--	--
3,3-Dimethylbenzidine	ug/L	--	--	--	--	--	--	--	--	--
a,a-Dimethylphenethylamine	ug/L	--	--	--	--	--	--	--	--	--
2,4-Dimethylphenol	ug/L	--	--	--	--	--	--	--	--	--
Di-n-butylphthalate (DBP)	ug/L	--	--	--	--	--	--	--	--	--
4,6-Dinitro-2-methylphenol	ug/L	--	--	--	--	--	--	--	--	--
Dinitrobenzene, NOS	ug/L	--	--	--	--	--	--	--	--	--
2,4-Dinitrophenol	ug/L	--	--	--	--	--	--	--	--	--
2,4-Dinitrotoluene	ug/L	--	--	--	--	--	--	--	--	--
2,6-Dinitrotoluene	ug/L	--	--	--	--	--	--	--	--	--
Di-n-octyl phthalate (DnOP)	ug/L	--	--	--	--	--	--	--	--	--
1,4-Dioxane	ug/L	--	--	--	--	--	--	--	--	--
Diphenylamine	ug/L	--	--	--	--	--	--	--	--	--
1,2-Diphenylhydrazine	ug/L	--	--	--	--	--	--	--	--	--
Disulfoton	ug/L	--	--	--	--	--	--	--	--	--

APPENDIX G.3

GROUNDWATER QUALITY DATA
RFI REPORT
FORMER MANUAL TRANSMISSIONS OF MUNCIE FACILITY
MUNCIE, INDIANA

AOI		*AOI 16*	*AOI 16*	*AOI 16*	*AOI 16*	*AOI 16*	*AOI 16*	*AOI 16*	*AOI 16*	*AOI 16*
Sample Location		*MW-25*	*MW-25*	*MW-25*	*MW-25*	*MW-25*	*MW-25*	*MW-25*	*MW-25*	*MW-25*
Sample Identification		*MW-25*	*MW-25*	*MW-25*	*MW-25*	*MW-25*	*MW-25*	*MW-25*	*GW-17330-100902-EH-002*	*GW-17330-100902-EH-003*
Sample Date		*5/1/1997*	*9/16/1997*	*1/14/1998*	*10/1/1998*	*4/1/1999*	*10/1/2000*	*3/27/2001*	*10/9/2002*	*10/9/2002*
Sample Depth		*-*	*-*	*-*	*-*	*-*	*-*	*-*	*-*	*-*
Sample Depth				*Duplicate*						
	Units									
SVOCs (Continued)										
Ethyl methacrylate	ug/L	--	--	--	--	--	--	--	--	--
Ethyl methanesulfonate	ug/L	--	--	--	--	--	--	--	--	--
bis(2-Ethylhexyl)phthalate (DEHP)	ug/L	--	--	--	--	--	--	--	--	--
Famphur	ug/L	--	--	--	--	--	--	--	--	--
Fluoranthene	ug/L	--	--	--	--	--	--	--	--	--
Fluorene	ug/L	--	--	--	--	--	--	--	--	--
Hexachlorobenzene	ug/L	--	--	--	--	--	--	--	--	--
Hexachlorobutadiene	ug/L	--	--	--	--	--	--	--	--	--
Hexachlorocyclopentadiene	ug/L	--	--	--	--	--	--	--	--	--
Hexachloroethane	ug/L	--	--	--	--	--	--	--	--	--
Hexachlorophene A	ug/L	--	--	--	--	--	--	--	--	--
Hexachloropropene	ug/L	--	--	--	--	--	--	--	--	--
Indeno(1,2,3-cd)pyrene	ug/L	--	--	--	--	--	--	--	--	--
Iodomethane	ug/L	--	--	--	--	--	--	--	--	--
Isodrin	ug/L	--	--	--	--	--	--	--	--	--
Isophorone	ug/L	--	--	--	--	--	--	--	--	--
Isosafrole	ug/L	--	--	--	--	--	--	--	--	--
Kepone	ug/L	--	--	--	--	--	--	--	--	--
Methapyrilene	ug/L	--	--	--	--	--	--	--	--	--
Methyl acrylonitrile	ug/L	--	--	--	--	--	--	--	--	--
Methyl methacrylate	ug/L	--	--	--	--	--	--	--	--	--
Methyl methanesulfonate	ug/L	--	--	--	--	--	--	--	--	--
Methyl parathion	ug/L	--	--	--	--	--	--	--	--	--
3-Methylcholanthrene	ug/L	--	--	--	--	--	--	--	--	--
2-Methylnaphthalene	ug/L	--	--	--	--	--	--	--	--	--
2-Methylphenol	ug/L	--	--	--	--	--	--	--	--	--
3&4-Methylphenol	ug/L	--	--	--	--	--	--	--	--	--
4-Methylphenol	ug/L	--	--	--	--	--	--	--	--	--
Naphthalene	ug/L	--	--	--	--	--	--	--	--	--
1,4-Naphthoquinone	ug/L	--	--	--	--	--	--	--	--	--
1-Naphthylamine	ug/L	--	--	--	--	--	--	--	--	--
2-Naphthylamine	ug/L	--	--	--	--	--	--	--	--	--
2-Nitroaniline	ug/L	--	--	--	--	--	--	--	--	--
3-Nitroaniline	ug/L	--	--	--	--	--	--	--	--	--
4-Nitroaniline	ug/L	--	--	--	--	--	--	--	--	--
Nitrobenzene	ug/L	--	--	--	--	--	--	--	--	--
2-Nitrophenol	ug/L	--	--	--	--	--	--	--	--	--
4-Nitrophenol	ug/L	--	--	--	--	--	--	--	--	--
4-Nitroquinoline-N-oxide	ug/L	--	--	--	--	--	--	--	--	--
N-Nitrosodi-n-butylamine	ug/L	--	--	--	--	--	--	--	--	--
N-Nitrosodi-n-propylamine	ug/L	--	--	--	--	--	--	--	--	--
N-Nitrosodiphenylamine	ug/L	--	--	--	--	--	--	--	--	--
N-Nitrosodiethylamine	ug/L	--	--	--	--	--	--	--	--	--
N-Nitrosodimethylamine	ug/L	--	--	--	--	--	--	--	--	--
N-Nitrosomethylethylamine	ug/L	--	--	--	--	--	--	--	--	--

APPENDIX G.3

GROUNDWATER QUALITY DATA
RFI REPORT
FORMER MANUAL TRANSMISSIONS OF MUNCIE FACILITY
MUNCIE, INDIANA

AOI		*AOI 16*	*AOI 16*	*AOI 16*	*AOI 16*	*AOI 16*	*AOI 16*	*AOI 16*	*AOI 16*	*AOI 16*
Sample Location		*MW-25*	*MW-25*	*MW-25*	*MW-25*	*MW-25*	*MW-25*	*MW-25*	*MW-25*	*MW-25*
Sample Identification		*MW-25*	*MW-25*	*MW-25*	*MW-25*	*MW-25*	*MW-25*	*MW-25*	*GW-17330-100902-EH-002*	*GW-17330-100902-EH-003*
Sample Date		*5/1/1997*	*9/16/1997*	*1/14/1998*	*10/1/1998*	*4/1/1999*	*10/1/2000*	*3/27/2001*	*10/9/2002*	*10/9/2002*
Sample Depth		*-*	*-*	*-*	*-*	*-*	*-*	*-*	*-*	*-*
Sample Depth				*Duplicate*						
	Units									
SVOCs (Continued)										
N-Nitrosomorpholine	ug/L	--	--	--	--	--	--	--	--	--
N-Nitrosopiperidine	ug/L	--	--	--	--	--	--	--	--	--
N-Nitrosopyrrolidine	ug/L	--	--	--	--	--	--	--	--	--
2,2'-Oxybis(1-chloropropane) (bis(2-Chloroisopropyl) ether)	ug/L	--	--	--	--	--	--	--	--	--
Pentachlorobenzene	ug/L	--	--	--	--	--	--	--	--	--
Pentachloroethane	ug/L	--	--	--	--	--	--	--	--	--
Pentachloronitrobenzene	ug/L	--	--	--	--	--	--	--	--	--
Pentachlorophenol	ug/L	--	--	--	--	--	--	--	--	--
Phenacetin	ug/L	--	--	--	--	--	--	--	--	--
Phenanthrene	ug/L	--	--	--	--	--	--	--	--	--
Phenol	ug/L	--	--	--	--	--	--	--	--	--
p-Phenylenediamine	ug/L	--	--	--	--	--	--	--	--	--
Phorate	ug/L	--	--	--	--	--	--	--	--	--
2-Picoline	ug/L	--	--	--	--	--	--	--	--	--
Pronamide	ug/L	--	--	--	--	--	--	--	--	--
Propionitrile (ethyl cyanide)	ug/L	--	--	--	--	--	--	--	--	--
Pyrene	ug/L	--	--	--	--	--	--	--	--	--
Pyridine	ug/L	--	--	--	--	--	--	--	--	--
Safrole	ug/L	--	--	--	--	--	--	--	--	--
1,2,4,5-Tetrachlorobenzene	ug/L	--	--	--	--	--	--	--	--	--
1,1,1,2-Tetrachloroethane	ug/L	--	--	--	--	--	--	--	--	--
2,3,4,6-Tetrachlorophenol	ug/L	--	--	--	--	--	--	--	--	--
Thionazin (O,O-diethyl-O-2-pyrazinyl phosphorothioate)	ug/L	--	--	--	--	--	--	--	--	--
o-Toluidine A	ug/L	--	--	--	--	--	--	--	--	--
5-Nitro-2-toluidine	ug/L	--	--	--	--	--	--	--	--	--
2,4,5-Trichlorophenol	ug/L	--	--	--	--	--	--	--	--	--
2,4,6-Trichlorophenol	ug/L	--	--	--	--	--	--	--	--	--
1,2,3-Trichloropropane	ug/L	--	--	--	--	--	--	--	--	--
0,0,0-Triethylphosphorothioate	ug/L	--	--	--	--	--	--	--	--	--
1,3,5-Trinitrobenzene	ug/L	--	--	--	--	--	--	--	--	--
PCBs										
Aroclor-1016 (PCB-1016)	ug/L	--	--	--	--	--	--	--	--	--
Aroclor-1221 (PCB-1221)	ug/L	--	--	--	--	--	--	--	--	--
Aroclor-1232 (PCB-1232)	ug/L	--	--	--	--	--	--	--	--	--
Aroclor-1242 (PCB-1242)	ug/L	--	--	--	--	--	--	--	--	--
Aroclor-1248 (PCB-1248)	ug/L	--	--	--	--	--	--	--	--	--
Aroclor-1254 (PCB-1254)	ug/L	--	--	--	--	--	--	--	--	--
Aroclor-1260 (PCB-1260)	ug/L	--	--	--	--	--	--	--	--	--
Total PCBs	ug/L	--	--	--	--	--	--	--	--	--
Total Petroleum Hydrocarbons (TPH)										
Total Petroleum Hydrocarbons - Purgeable (GRO)	ug/L	--	--	--	--	--	--	--	--	--

APPENDIX G.3

GROUNDWATER QUALITY DATA
RFI REPORT
FORMER MANUAL TRANSMISSIONS OF MUNCIE FACILITY
MUNCIE, INDIANA

AOI		*AOI 16*	*AOI 16*	*AOI 16*	*AOI 16*	*AOI 16*	*AOI 16*	*AOI 16*	*AOI 16*	*AOI 16*
Sample Location		***MW-25***	***MW-25***	***MW-25***	***MW-25***	***MW-25***	***MW-25***	***MW-25***	***MW-25***	***MW-25***
Sample Identification		***MW-25***	***MW-25***	***MW-25***	***MW-25***	***MW-25***	***MW-25***	***MW-25***	***GW-17330-100902-EH-002***	***GW-17330-100902-EH-003***
Sample Date		***5/1/1997***	***9/16/1997***	***1/14/1998***	***10/1/1998***	***4/1/1999***	***10/1/2000***	***3/27/2001***	***10/9/2002***	***10/9/2002***
Sample Depth		*-*	*-*	*-*	*-*	*-*	*-*	*-*	*-*	*-*
Sample Depth				***Duplicate***						
	Units									
Metals										
Aluminum	ug/L	--	--	--	--	--	--	--	--	--
Antimony	ug/L	--	--	--	--	--	--	--	--	--
Arsenic	ug/L	--	--	--	--	--	--	--	--	--
Arsenic (dissolved)	ug/L	--	--	--	--	--	--	--	--	--
Barium	ug/L	--	--	--	--	--	--	--	--	--
Barium (dissolved)	ug/L	--	--	--	--	--	--	--	--	--
Beryllium	ug/L	--	--	--	--	--	--	--	--	--
Cadmium	ug/L	--	--	--	--	--	--	--	--	--
Cadmium (dissolved)	ug/L	--	--	--	--	--	--	--	--	--
Calcium	ug/L	--	--	--	--	--	--	--	--	--
Calcium (dissolved)	ug/L	--	--	--	--	--	--	--	--	--
Chromium	ug/L	--	--	--	--	--	--	--	--	--
Chromium (dissolved)	ug/L	--	--	--	--	--	--	--	--	--
Cobalt	ug/L	--	--	--	--	--	--	--	--	--
Copper	ug/L	--	--	--	--	--	--	--	--	--
Copper (dissolved)	ug/L	--	--	--	--	--	--	--	--	--
Iron	ug/L	--	--	--	--	--	--	--	--	--
Iron (dissolved)	ug/L	--	--	--	--	--	--	--	--	--
Lead	ug/L	--	--	--	--	--	--	--	--	--
Lead (dissolved)	ug/L	--	--	--	--	--	--	--	--	--
Magnesium	ug/L	--	--	--	--	--	--	--	--	--
Magnesium (dissolved)	ug/L	--	--	--	--	--	--	--	--	--
Manganese	ug/L	--	--	--	--	--	--	--	--	--
Manganese (dissolved)	ug/L	--	--	--	--	--	--	--	--	--
Mercury	ug/L	--	--	--	--	--	--	--	--	--
Mercury (dissolved)	ug/L	--	--	--	--	--	--	--	--	--
Nickel	ug/L	--	--	--	--	--	--	--	--	--
Nickel (dissolved)	ug/L	--	--	--	--	--	--	--	--	--
Potassium	ug/L	--	--	--	--	--	--	--	--	--
Selenium	ug/L	--	--	--	--	--	--	--	--	--
Selenium (dissolved)	ug/L	--	--	--	--	--	--	--	--	--
Silver	ug/L	--	--	--	--	--	--	--	--	--
Silver (dissolved)	ug/L	--	--	--	--	--	--	--	--	--
Sodium	ug/L	--	--	--	--	--	--	--	--	--
Thallium	ug/L	--	--	--	--	--	--	--	--	--
Vanadium	ug/L	--	--	--	--	--	--	--	--	--
Zinc	ug/L	--	--	--	--	--	--	--	--	--
Zinc (dissolved)	ug/L	--	--	--	--	--	--	--	--	--

APPENDIX G.3

GROUNDWATER QUALITY DATA
RFI REPORT
FORMER MANUAL TRANSMISSIONS OF MUNCIE FACILITY
MUNCIE, INDIANA

AOI		***AOI 16***	***AOI 16***	***AOI 16***	***AOI 16***	***AOI 16***	***AOI 16***	***AOI 16***	***AOI 16***	***AOI 16***
Sample Location		***MW-25***	***MW-25***	***MW-25***	***MW-25***	***MW-25***	***MW-25***	***MW-25***	***MW-25***	***MW-25***
Sample Identification		***MW-25***	***MW-25***	***MW-25***	***MW-25***	***MW-25***	***MW-25***	***MW-25***	***GW-17330-100902-EH-002***	***GW-17330-100902-EH-003***
Sample Date		***5/1/1997***	***9/16/1997***	***1/14/1998***	***10/1/1998***	***4/1/1999***	***10/1/2000***	***3/27/2001***	***10/9/2002***	***10/9/2002***
Sample Depth		***-***	***-***	***-***	***-***	***-***	***-***	***-***	***-***	***-***
Sample Depth				***Duplicate***						
	Units									
Gas										
Ethane	ug/L	--	--	--	--	--	--	--	--	--
Ethene	ug/L	--	--	--	--	--	--	--	--	--
Methane	ug/L	--	--	--	--	--	--	--	--	--
General Chemistry										
Alkalinity, bicarbonate	ug/L	--	--	--	--	--	--	--	--	--
Alkalinity, carbonate	ug/L	--	--	--	--	--	--	--	--	--
Bicarbonate (as CaCO3)	ug/L	--	--	--	--	--	--	--	--	--
Chloride	ug/L	--	--	--	--	--	--	--	--	--
Dissolved organic carbon (DOC)	ug/L	--	--	--	--	--	--	--	--	--
Hardness	ug/L	--	--	--	--	--	--	--	--	--
Hardness, carbonate	ug/L	--	--	--	--	--	--	--	--	--
Nitrate (as N)	ug/L	--	--	--	--	--	--	--	--	--
Nitrite (as N)	ug/L	--	--	--	--	--	--	--	--	--
pH	s.u.	--	--	--	--	--	--	--	--	--
Sulfate	ug/L	--	--	--	--	--	--	--	--	--
Sulfide	ug/L	--	--	--	--	--	--	--	--	--
Total dissolved solids (TDS)	ug/L	--	--	--	--	--	--	--	--	--
Total organic carbon (TOC)	ug/L	--	--	--	--	--	--	--	--	--

Notes

ug/L - Micrograms per litre
"-" - No value
U - Not detected at the associated reporting limit
J - Estimated concentration
UJ - Not detected; associated reporting limit is estimated
R - Rejected
s.u. - Standard units
nc - No criteria
ND - Non Detect (calculation)
BOLD[abc] Concentration exceeds associated screening level
IDEM Appendix A: Screening Levels Remedation Closure Guide - March 25, 2014
a - Exceeds IDEM residential tap screening levels
b - Exceeds IDEM residential vapor exposure screening levels
c - Exceeds IDEM commercial/industrial vapor screening levels

APPENDIX G.3

GROUNDWATER QUALITY DATA
RFI REPORT
FORMER MANUAL TRANSMISSIONS OF MUNCIE FACILITY
MUNCIE, INDIANA

AOI		*AOI 16*	*AOI 16*	*AOI 16*	*AOI 16*	*AOI 16*
Sample Location		*MW-25*	*MW-25*	*MW-25*	*MW-25*	*MW-25*
Sample Identification		*GW-072004-MR-002*	*GW-017330-042605-TP-001*	*GW-017330-101805-TP-002*	*GW-017330-051006-NH-013*	*GW-017324-111108-NH-004*
Sample Date		*7/20/2004*	*4/26/2005*	*10/18/2005*	*5/10/2006*	*11/11/2008*
Sample Depth		-	-	-	-	-
Sample Depth						
	Units					
Volatile Organic Compounds (VOCs)						
Acetone	ug/L	17 U	10 U	10 U	10 U	10 U
Benzene	ug/L	1.7 U	1.0 U	1.0 U	1 U	1.0 U
Bromodichloromethane	ug/L	1.7 U	1.0 U	1.0 U	1 U	1.0 U
Bromoform	ug/L	1.7 U	1.0 U	1.0 U	1 U	1.0 U
Bromomethane (Methyl bromide)	ug/L	1.7 U	1.0 U	1.0 UJ	1 U	1.0 U
2-Butanone (Methyl ethyl ketone) (MEK)	ug/L	17 U	10 U	10 U	10 U	10 U
Carbon disulfide	ug/L	1.7 U	1.0 U	1.0 U	1 U	1.0 U
Carbon tetrachloride	ug/L	1.7 U	1.0 U	1.0 U	1 U	1.0 U
Chlorobenzene	ug/L	1.7 U	1.0 U	1.0 U	1 U	1.0 U
Chloroethane	ug/L	1.7 U	1.0 U	1.0 U	1 U	1.0 U
2-Chloroethyl vinyl ether	ug/L	--	--	--	--	--
Chloroform (Trichloromethane)	ug/L	1.7 U	1.0 U	1.0 U	1 U	1.0 U
Chloromethane (Methyl chloride)	ug/L	1.7 U	1.0 U	1.0 U	1 U	1.0 U
Cyclohexane	ug/L	1.7 U	1.0 U	1.0 U	--	1.0 U
1,2-Dibromo-3-chloropropane (DBCP)	ug/L	3.3 U	2.0 U	2.0 U	--	2.0 U
Dibromochloromethane	ug/L	1.7 U	1.0 U	1.0 U	1 U	1.0 U
1,2-Dibromoethane (Ethylene dibromide)	ug/L	1.7 U	1.0 U	1.0 U	--	1.0 U
1,2-Dichlorobenzene	ug/L	1.7 U	1.0 U	1.0 U	--	1.0 U
1,3-Dichlorobenzene	ug/L	1.7 U	1.0 U	1.0 U	--	1.0 U
1,4-Dichlorobenzene	ug/L	1.7 U	1.0 U	1.0 U	--	1.0 U
Dichlorodifluoromethane (CFC-12)	ug/L	1.7 U	1.0 U	1.0 UJ	--	1.0 U
1,1-Dichloroethane	ug/L	2.7	2.9	2.4	2.3	2.6
1,2-Dichloroethane	ug/L	1.7 U	1.0 U	1.0 U	1 U	1.0 U
1,2-Dichloroethene (total)	ug/L	--	--	--	--	--
1,1-Dichloroethene	ug/L	1.7 U	0.19 J	1.0 U	1 U	1.0 U
cis-1,2-Dichloroethene	ug/L	38	33	27	37	26
trans-1,2-Dichloroethene	ug/L	5.8	6.8	6.6	6.5	12
1,2-Dichloropropane	ug/L	1.7 U	1.0 U	1.0 U	1 U	1.0 U
cis-1,3-Dichloropropene	ug/L	1.7 U	1.0 U	1.0 U	1 U	1.0 U
trans-1,3-Dichloropropene	ug/L	1.7 U	1.0 U	1.0 U	1 U	1.0 U
Ethylbenzene	ug/L	1.7 U	1.0 U	1.0 U	1 U	1.0 U
2-Hexanone	ug/L	17 U	10 U	10 U	10 U	10 U
Isopropyl benzene	ug/L	1.7 U	1.0 U	1.0 U	--	1.0 U
Methyl acetate	ug/L	17 U	10 U	10 U	--	10 U
Methyl cyclohexane	ug/L	1.7 U	1.0 U	1.0 U	--	1.0 U
Methyl tert butyl ether (MTBE)	ug/L	8.4 U	5.0 UJ	5.0 U	--	5.0 U
4-Methyl-2-pentanone (Methyl isobutyl ketone) (MIBK)	ug/L	17 U	10 U	10 U	10 U	10 U
Methylene chloride	ug/L	1.7 U	1.0 U	1.0 U	1 U	1.0 U
Styrene	ug/L	1.7 U	1.0 U	1.0 U	0.59 J	1.0 U
VOCs (Continued)						

APPENDIX G.3

GROUNDWATER QUALITY DATA
RFI REPORT
FORMER MANUAL TRANSMISSIONS OF MUNCIE FACILITY
MUNCIE, INDIANA

AOI		*AOI 16*	*AOI 16*	*AOI 16*	*AOI 16*	*AOI 16*
Sample Location		***MW-25***	***MW-25***	***MW-25***	***MW-25***	***MW-25***
Sample Identification		***GW-072004-MR-002***	***GW-017330-042605-TP-001***	***GW-017330-101805-TP-002***	***GW-017330-051006-NH-013***	***GW-017324-111108-NH-004***
Sample Date		***7/20/2004***	***4/26/2005***	***10/18/2005***	***5/10/2006***	***11/11/2008***
Sample Depth		-	-	-	-	-
Sample Depth						
	Units					
1,1,2,2-Tetrachloroethane	ug/L	1.7 U	1.0 U	1.0 U	1 U	1.0 U
Tetrachloroethene	ug/L	1.7 U	1.0 U	1.0 U	1 U	1.0 U
Toluene	ug/L	1.7 U	1.0 U	0.17 J	1 U	1.0 U
1,2,4-Trichlorobenzene	ug/L	1.4 J	1.0 U	1.0 UJ	--	1.0 U
1,1,1-Trichloroethane	ug/L	1.7 U	1.0 U	1.0 U	1 U	1.0 U
1,1,2-Trichloroethane	ug/L	1.7 U	1.0 U	1.0 U	1 U	1.0 U
Trichloroethene	ug/L	**7.4**[a]	**6.2**[a]	**5.8**[a]	**7.1**[a]	**5.8**[a]
Trichlorofluoromethane (CFC-11)	ug/L	1.7 U	1.0 U	1.0 U	--	1.0 U
Trifluorotrichloroethane (Freon 113)	ug/L	1.7 U	1.0 U	1.0 U	--	1.0 U
Vinyl acetate	ug/L	--	--	--	--	--
Vinyl chloride	ug/L	**2.3**[ab]	1.3	2.0	1.8	1.3
Xylenes (total)	ug/L	3.3 U	2.0 U	2.0 U	2 U	2.0 U
Semi-Volatile Organic Compounds (SVOCs)						
Acenaphthene	ug/L	--	--	--	0.2 U	0.20 U
Acenaphthylene	ug/L	--	--	--	0.2 U	0.20 U
Acetonitrile	ug/L	--	--	--	--	--
Acetophenone	ug/L	--	--	--	1 U	1.0 U
2-Acetylaminofluorene	ug/L	--	--	--	--	--
Acrolein	ug/L	--	--	--	--	--
Acrylonitrile	ug/L	--	--	--	--	--
Allyl chloride	ug/L	--	--	--	--	--
4-Aminobiphenyl	ug/L	--	--	--	--	--
Aniline	ug/L	--	--	--	--	--
Anthracene	ug/L	--	--	--	0.2 U	0.20 U
Aramite	ug/L	--	--	--	--	--
Atrazine	ug/L	--	--	--	1 U	1.0 U
Benzaldehyde	ug/L	--	--	--	1 U	1.0 U
Benzidine	ug/L	--	--	--	--	--
Benzo(a)anthracene	ug/L	--	--	--	0.2 U	0.20 U
Benzo(a)pyrene	ug/L	--	--	--	0.2 U	0.20 U
Benzo(b)fluoranthene	ug/L	--	--	--	0.2 U	0.20 U
Benzo(g,h,i)perylene	ug/L	--	--	--	0.2 U	0.20 U
Benzo(k)fluoranthene	ug/L	--	--	--	0.2 U	0.20 U
Benzoic acid	ug/L	--	--	--	--	--
Benzyl alcohol	ug/L	--	--	--	--	--
Biphenyl (1,1-Biphenyl)	ug/L	--	--	--	1 U	1.0 U
4-Bromophenyl phenyl ether	ug/L	--	--	--	2 U	2.0 U
Butyl benzylphthalate (BBP)	ug/L	--	--	--	1 U	1.0 U
Caprolactam	ug/L	--	--	--	5 U	5.0 U
Carbazole	ug/L	--	--	--	1 U	1.0 U
4-Chloro-3-methylphenol	ug/L	--	--	--	2 U	2.0 U
4-Chloroaniline	ug/L	--	--	--	2 U	2.0 U
Chlorobenzilate	ug/L	--	--	--	--	--
bis(2-Chloroethoxy)methane	ug/L	--	--	--	1 U	1.0 U
bis(2-Chloroethyl)ether	ug/L	--	--	--	1 U	1.0 U

APPENDIX G.3

GROUNDWATER QUALITY DATA
RFI REPORT
FORMER MANUAL TRANSMISSIONS OF MUNCIE FACILITY
MUNCIE, INDIANA

AOI		*AOI 16*	*AOI 16*	*AOI 16*	*AOI 16*	*AOI 16*
Sample Location		*MW-25*	*MW-25*	*MW-25*	*MW-25*	*MW-25*
Sample Identification		*GW-072004-MR-002*	*GW-017330-042605-TP-001*	*GW-017330-101805-TP-002*	*GW-017330-051006-NH-013*	*GW-017324-111108-NH-004*
Sample Date		*7/20/2004*	*4/26/2005*	*10/18/2005*	*5/10/2006*	*11/11/2008*
Sample Depth		*-*	*-*	*-*	*-*	*-*
Sample Depth						
	Units					
2-Chloronaphthalene	ug/L	--	--	--	1 U	1.0 U
2-Chlorophenol	ug/L	--	--	--	1 U	1.0 U
4-Chlorophenyl phenyl ether	ug/L	--	--	--	2 U	2.0 U
Chloroprene	ug/L	--	--	--	--	--
Chrysene	ug/L	--	--	--	0.2 U	0.20 U
Cresol isomers	ug/L	--	--	--	--	--
Diallate	ug/L	--	--	--	--	--
Dibenz(a,h)anthracene	ug/L	--	--	--	0.2 U	0.20 U
Dibenzofuran	ug/L	--	--	--	1 U	1.0 U
Dibromochloromethane	ug/L	--	--	--	--	--
Dibromomethane	ug/L	--	--	--	--	--
trans-1,4-Dichloro-2-butene	ug/L	--	--	--	--	--
3,3'-Dichlorobenzidine	ug/L	--	--	--	5 U	5.0 U
2,4-Dichlorophenol	ug/L	--	--	--	2 U	2.0 U
2,6-Dichlorophenol	ug/L	--	--	--	--	--
Diethyl phthalate	ug/L	--	--	--	1 U	1.0 U
Dimethoate	ug/L	--	--	--	--	--
Dimethyl phthalate	ug/L	--	--	--	1 U	1.0 U
p-Dimethylaminoazobenzene A	ug/L	--	--	--	--	--
7,12-Dimethylbenz(a)anthracene	ug/L	--	--	--	--	--
3,3-Dimethylbenzidine	ug/L	--	--	--	--	--
a,a-Dimethylphenethylamine	ug/L	--	--	--	--	--
2,4-Dimethylphenol	ug/L	--	--	--	2 U	2.0 U
Di-n-butylphthalate (DBP)	ug/L	--	--	--	1 U	1.0 U
4,6-Dinitro-2-methylphenol	ug/L	--	--	--	5 U	5.0 U
Dinitrobenzene, NOS	ug/L	--	--	--	--	--
2,4-Dinitrophenol	ug/L	--	--	--	5 U	5.0 U
2,4-Dinitrotoluene	ug/L	--	--	--	5 U	5.0 U
2,6-Dinitrotoluene	ug/L	--	--	--	5 U	5.0 U
Di-n-octyl phthalate (DnOP)	ug/L	--	--	--	1 U	1.0 U
1,4-Dioxane	ug/L	--	--	--	--	--
Diphenylamine	ug/L	--	--	--	--	--
1,2-Diphenylhydrazine	ug/L	--	--	--	--	--
Disulfoton	ug/L	--	--	--	--	--

APPENDIX G.3

GROUNDWATER QUALITY DATA
RFI REPORT
FORMER MANUAL TRANSMISSIONS OF MUNCIE FACILITY
MUNCIE, INDIANA

AOI		*AOI 16*	*AOI 16*	*AOI 16*	*AOI 16*	*AOI 16*
Sample Location		*MW-25*	*MW-25*	*MW-25*	*MW-25*	*MW-25*
Sample Identification		*GW-072004-MR-002*	*GW-017330-042605-TP-001*	*GW-017330-101805-TP-002*	*GW-017330-051006-NH-013*	*GW-017324-111108-NH-004*
Sample Date		*7/20/2004*	*4/26/2005*	*10/18/2005*	*5/10/2006*	*11/11/2008*
Sample Depth		*-*	*-*	*-*	*-*	*-*
Sample Depth						
	Units					
SVOCs (Continued)						
Ethyl methacrylate	ug/L	--	--	--	--	--
Ethyl methanesulfonate	ug/L	--	--	--	--	--
bis(2-Ethylhexyl)phthalate (DEHP)	ug/L	--	--	--	1 U	2.0 U
Famphur	ug/L	--	--	--	--	--
Fluoranthene	ug/L	--	--	--	0.2 U	0.20 U
Fluorene	ug/L	--	--	--	0.2 U	0.20 U
Hexachlorobenzene	ug/L	--	--	--	0.2 U	0.20 U
Hexachlorobutadiene	ug/L	--	--	--	1 U	1.0 U
Hexachlorocyclopentadiene	ug/L	--	--	--	10 U	10 U
Hexachloroethane	ug/L	--	--	--	1 U	1.0 U
Hexachlorophene A	ug/L	--	--	--	--	--
Hexachloropropene	ug/L	--	--	--	--	--
Indeno(1,2,3-cd)pyrene	ug/L	--	--	--	0.2 U	0.20 U
Iodomethane	ug/L	--	--	--	--	--
Isodrin	ug/L	--	--	--	--	--
Isophorone	ug/L	--	--	--	1 U	1.0 U
Isosafrole	ug/L	--	--	--	--	--
Kepone	ug/L	--	--	--	--	--
Methapyrilene	ug/L	--	--	--	--	--
Methyl acrylonitrile	ug/L	--	--	--	--	--
Methyl methacrylate	ug/L	--	--	--	--	--
Methyl methanesulfonate	ug/L	--	--	--	--	--
Methyl parathion	ug/L	--	--	--	--	--
3-Methylcholanthrene	ug/L	--	--	--	--	--
2-Methylnaphthalene	ug/L	--	--	--	0.2 U	0.20 U
2-Methylphenol	ug/L	--	--	--	1 U	1.0 U
3&4-Methylphenol	ug/L	--	--	--	--	--
4-Methylphenol	ug/L	--	--	--	1 U	1.0 U
Naphthalene	ug/L	--	--	--	0.2 U	0.20 U
1,4-Naphthoquinone	ug/L	--	--	--	--	--
1-Naphthylamine	ug/L	--	--	--	--	--
2-Naphthylamine	ug/L	--	--	--	--	--
2-Nitroaniline	ug/L	--	--	--	2 U	2.0 U
3-Nitroaniline	ug/L	--	--	--	2 U	2.0 U
4-Nitroaniline	ug/L	--	--	--	2 U	2.0 U
Nitrobenzene	ug/L	--	--	--	1 U	1.0 U
2-Nitrophenol	ug/L	--	--	--	2 U	2.0 U
4-Nitrophenol	ug/L	--	--	--	5 U	5.0 U
4-Nitroquinoline-N-oxide	ug/L	--	--	--	--	--
N-Nitrosodi-n-butylamine	ug/L	--	--	--	--	--
N-Nitrosodi-n-propylamine	ug/L	--	--	--	1 U	1.0 U
N-Nitrosodiphenylamine	ug/L	--	--	--	1 U	1.0 U
N-Nitrosodiethylamine	ug/L	--	--	--	--	--
N-Nitrosodimethylamine	ug/L	--	--	--	--	--
N-Nitrosomethylethylamine	ug/L	--	--	--	--	--

APPENDIX G.3

GROUNDWATER QUALITY DATA
RFI REPORT
FORMER MANUAL TRANSMISSIONS OF MUNCIE FACILITY
MUNCIE, INDIANA

AOI		*AOI 16*	*AOI 16*	*AOI 16*	*AOI 16*	*AOI 16*
Sample Location		*MW-25*	*MW-25*	*MW-25*	*MW-25*	*MW-25*
Sample Identification		*GW-072004-MR-002*	*GW-017330-042605-TP-001*	*GW-017330-101805-TP-002*	*GW-017330-051006-NH-013*	*GW-017324-111108-NH-004*
Sample Date		*7/20/2004*	*4/26/2005*	*10/18/2005*	*5/10/2006*	*11/11/2008*
Sample Depth		*-*	*-*	*-*	*-*	*-*
Sample Depth						
	Units					
SVOCs (Continued)						
N-Nitrosomorpholine	ug/L	--	--	--	--	--
N-Nitrosopiperidine	ug/L	--	--	--	--	--
N-Nitrosopyrrolidine	ug/L	--	--	--	--	--
2,2'-Oxybis(1-chloropropane) (bis(2-Chloroisopropyl) ether)	ug/L	--	--	--	1 U	1.0 U
Pentachlorobenzene	ug/L	--	--	--	--	--
Pentachloroethane	ug/L	--	--	--	--	--
Pentachloronitrobenzene	ug/L	--	--	--	--	--
Pentachlorophenol	ug/L	--	--	--	5 U	5.0 U
Phenacetin	ug/L	--	--	--	--	--
Phenanthrene	ug/L	--	--	--	0.2 U	0.20 U
Phenol	ug/L	--	--	--	1 U	1.0 U
p-Phenylenediamine	ug/L	--	--	--	--	--
Phorate	ug/L	--	--	--	--	--
2-Picoline	ug/L	--	--	--	--	--
Pronamide	ug/L	--	--	--	--	--
Propionitrile (ethyl cyanide)	ug/L	--	--	--	--	--
Pyrene	ug/L	--	--	--	0.2 U	0.20 U
Pyridine	ug/L	--	--	--	--	--
Safrole	ug/L	--	--	--	--	--
1,2,4,5-Tetrachlorobenzene	ug/L	--	--	--	--	--
1,1,1,2-Tetrachloroethane	ug/L	--	--	--	--	--
2,3,4,6-Tetrachlorophenol	ug/L	--	--	--	--	--
Thionazin (O,O-diethyl-O-2-pyrazinyl phosphorothioate)	ug/L	--	--	--	--	--
o-Toluidine A	ug/L	--	--	--	--	--
5-Nitro-2-toluidine	ug/L	--	--	--	--	--
2,4,5-Trichlorophenol	ug/L	--	--	--	5 U	5.0 U
2,4,6-Trichlorophenol	ug/L	--	--	--	5 U	5.0 U
1,2,3-Trichloropropane	ug/L	--	--	--	--	--
0,0,0-Triethylphosphorothioate	ug/L	--	--	--	--	--
1,3,5-Trinitrobenzene	ug/L	--	--	--	--	--
PCBs						
Aroclor-1016 (PCB-1016)	ug/L	--	--	--	--	--
Aroclor-1221 (PCB-1221)	ug/L	--	--	--	--	--
Aroclor-1232 (PCB-1232)	ug/L	--	--	--	--	--
Aroclor-1242 (PCB-1242)	ug/L	--	--	--	--	--
Aroclor-1248 (PCB-1248)	ug/L	--	--	--	--	--
Aroclor-1254 (PCB-1254)	ug/L	--	--	--	--	--
Aroclor-1260 (PCB-1260)	ug/L	--	--	--	--	--
Total PCBs	ug/L	--	--	--	--	--
Total Petroleum Hydrocarbons (TPH)						
Total Petroleum Hydrocarbons - Purgeable (GRO)	ug/L	--	--	--	--	--

APPENDIX G.3

GROUNDWATER QUALITY DATA
RFI REPORT
FORMER MANUAL TRANSMISSIONS OF MUNCIE FACILITY
MUNCIE, INDIANA

AOI		*AOI 16*	*AOI 16*	*AOI 16*	*AOI 16*	*AOI 16*
Sample Location		*MW-25*	*MW-25*	*MW-25*	*MW-25*	*MW-25*
Sample Identification		*GW-072004-MR-002*	*GW-017330-042605-TP-001*	*GW-017330-101805-TP-002*	*GW-017330-051006-NH-013*	*GW-017324-111108-NH-004*
Sample Date		*7/20/2004*	*4/26/2005*	*10/18/2005*	*5/10/2006*	*11/11/2008*
Sample Depth		*-*	*-*	*-*	*-*	*-*
Sample Depth						
	Units					
Metals						
Aluminum	ug/L	--	--	--	--	--
Antimony	ug/L	--	--	--	--	--
Arsenic	ug/L	--	--	--	9 J	10.0 U
Arsenic (dissolved)	ug/L	--	--	--	10 U	10.0 U
Barium	ug/L	--	--	--	181 J	200 U
Barium (dissolved)	ug/L	--	--	--	150 J	200 U
Beryllium	ug/L	--	--	--	--	--
Cadmium	ug/L	--	--	--	5 U	5.0 U
Cadmium (dissolved)	ug/L	--	--	--	5 U	5.0 U
Calcium	ug/L	--	--	--	--	--
Calcium (dissolved)	ug/L	--	--	--	--	--
Chromium	ug/L	--	--	--	2 J	10.0 U
Chromium (dissolved)	ug/L	--	--	--	10 U	10.0 U
Cobalt	ug/L	--	--	--	--	--
Copper	ug/L	--	--	--	--	--
Copper (dissolved)	ug/L	--	--	--	--	--
Iron	ug/L	--	--	--	--	--
Iron (dissolved)	ug/L	--	--	--	--	--
Lead	ug/L	--	--	--	3 U	3.0 U
Lead (dissolved)	ug/L	--	--	--	3 U	3.0 U
Magnesium	ug/L	--	--	--	--	--
Magnesium (dissolved)	ug/L	--	--	--	--	--
Manganese	ug/L	--	--	--	--	--
Manganese (dissolved)	ug/L	--	--	--	--	--
Mercury	ug/L	--	--	--	0.2 U	0.20 U
Mercury (dissolved)	ug/L	--	--	--	0.2 U	0.20 U
Nickel	ug/L	--	--	--	--	--
Nickel (dissolved)	ug/L	--	--	--	--	--
Potassium	ug/L	--	--	--	--	--
Selenium	ug/L	--	--	--	5 U	5.0 U
Selenium (dissolved)	ug/L	--	--	--	5 U	5.0 U
Silver	ug/L	--	--	--	10 U	10.0 U
Silver (dissolved)	ug/L	--	--	--	10 U	10.0 U
Sodium	ug/L	--	--	--	--	--
Thallium	ug/L	--	--	--	--	--
Vanadium	ug/L	--	--	--	--	--
Zinc	ug/L	--	--	--	--	--
Zinc (dissolved)	ug/L	--	--	--	--	--

APPENDIX G.3

GROUNDWATER QUALITY DATA
RFI REPORT
FORMER MANUAL TRANSMISSIONS OF MUNCIE FACILITY
MUNCIE, INDIANA

AOI		***AOI 16***	***AOI 16***	***AOI 16***	***AOI 16***	***AOI 16***
Sample Location		***MW-25***	***MW-25***	***MW-25***	***MW-25***	***MW-25***
Sample Identification		***GW-072004-MR-002***	***GW-017330-042605-TP-001***	***GW-017330-101805-TP-002***	***GW-017330-051006-NH-013***	***GW-017324-111108-NH-004***
Sample Date		***7/20/2004***	***4/26/2005***	***10/18/2005***	***5/10/2006***	***11/11/2008***
Sample Depth		***-***	***-***	***-***	***-***	***-***
Sample Depth						
	Units					
Gas						
Ethane	ug/L	--	--	--	--	--
Ethene	ug/L	--	--	--	--	--
Methane	ug/L	--	--	--	--	--
General Chemistry						
Alkalinity, bicarbonate	ug/L	--	--	--	--	--
Alkalinity, carbonate	ug/L	--	--	--	--	--
Bicarbonate (as CaCO3)	ug/L	--	--	--	--	--
Chloride	ug/L	--	--	--	--	--
Dissolved organic carbon (DOC)	ug/L	--	--	--	--	--
Hardness	ug/L	--	--	--	--	--
Hardness, carbonate	ug/L	--	--	--	--	--
Nitrate (as N)	ug/L	--	--	--	--	--
Nitrite (as N)	ug/L	--	--	--	--	--
pH	s.u.	--	--	--	--	--
Sulfate	ug/L	--	--	--	--	--
Sulfide	ug/L	--	--	--	--	--
Total dissolved solids (TDS)	ug/L	--	--	--	--	--
Total organic carbon (TOC)	ug/L	--	--	--	--	--

Notes
ug/L - Micrograms per litre
"-" - No value
U - Not detected at the associated reporting limit
J - Estimated concentration
UJ - Not detected; associated reporting limit is estimated
R - Rejected
s.u. - Standard units
nc - No criteria
ND - Non Detect (calculation)
BOLD[abc] Concentration exceeds associated screening level
IDEM Appendix A: Screening Levels Remedation Closure Guide - March 25, 2014
a - Exceeds IDEM residential tap screening levels
b - Exceeds IDEM residential vapor exposure screening levels
c - Exceeds IDEM commercial/industrial vapor screening levels

APPENDIX G.3

GROUNDWATER QUALITY DATA
RFI REPORT
FORMER MANUAL TRANSMISSIONS OF MUNCIE FACILITY
MUNCIE, INDIANA

AOI		*AOI 16*	*AOI 16*	*AOI 16*	*AOI 16*	*AOI 16*	*AOI 16*	*AOI 16*	*AOI 16*	*AOI 16*
Sample Location		***MW-25***	***MW-25***	***MW-26***	***MW-26***	***MW-26***	***MW-26***	***MW-26***	***MW-26***	***MW-26***
Sample Identification		***GW-17324-120611-EM-002***	***GW-017324-043014-SM-001***	***MW-26***	***MW-26***	***MW-200***	***MW-26***	***MW-26***	***MW-26***	***MW-26***
Sample Date		***12/6/2011***	***4/30/2014***	***12/1/1991***	***6/1/1994***	***6/15/1994***	***3/20/1996***	***5/1/1997***	***9/18/1997***	***10/1/1998***
Sample Depth		-	-	-	-	-	-	-	-	-
Sample Depth									***Duplicate***	
	Units									
Volatile Organic Compounds (VOCs)										
Acetone	ug/L	10 U	18 U	U	U	U	U	U	U	U
Benzene	ug/L	1.0 U	1.8 U	U	U	U	U	U	U	U
Bromodichloromethane	ug/L	1.0 U	1.8 U	--	U	U	U	U	U	U
Bromoform	ug/L	1.0 U	1.8 U	--	--	--	--	--	--	--
Bromomethane (Methyl bromide)	ug/L	1.0 U	1.8 U	--	--	--	--	--	--	--
2-Butanone (Methyl ethyl ketone) (MEK)	ug/L	R	18 U	--	U	U	U	U	U	U
Carbon disulfide	ug/L	1.0 U	1.8 U	--	--	--	--	--	--	--
Carbon tetrachloride	ug/L	1.0 U	1.8 U	--	--	--	--	--	--	--
Chlorobenzene	ug/L	1.0 U	1.8 U	U	U	U	U	U	U	U
Chloroethane	ug/L	1.0 U	1.8 U	U	U	U	U	U	U	U
2-Chloroethyl vinyl ether	ug/L	--	--	U	U	U	U	U	U	U
Chloroform (Trichloromethane)	ug/L	1.0 U	1.8 U	U	U	U	U	U	U	U
Chloromethane (Methyl chloride)	ug/L	1.0 U	1.8 U	U	U	U	U	U	U	U
Cyclohexane	ug/L	1.0 U	1.8 U	--	--	--	--	--	--	--
1,2-Dibromo-3-chloropropane (DBCP)	ug/L	2.0 U	3.6 U	--	--	--	--	--	--	--
Dibromochloromethane	ug/L	1.0 U	1.8 U	--	--	--	--	--	--	--
1,2-Dibromoethane (Ethylene dibromide)	ug/L	1.0 U	1.8 U	--	--	--	--	--	--	--
1,2-Dichlorobenzene	ug/L	1.0 U	1.8 U	--	--	--	--	--	--	--
1,3-Dichlorobenzene	ug/L	1.0 U	1.8 U	--	--	--	--	--	--	--
1,4-Dichlorobenzene	ug/L	1.0 U	1.8 U	--	--	--	--	--	--	--
Dichlorodifluoromethane (CFC-12)	ug/L	1.0 U	1.8 U	--	--	--	--	--	--	--
1,1-Dichloroethane	ug/L	2.1	1.4 J	U	U	U	U	U	U	U
1,2-Dichloroethane	ug/L	1.0 U	1.8 U	U	U	U	U	U	U	U
1,2-Dichloroethene (total)	ug/L	--	--	**190[a]**	U	U	U	U	U	U
1,1-Dichloroethene	ug/L	1.0 U	1.8 U	U	U	U	U	U	U	U
cis-1,2-Dichloroethene	ug/L	31	22	--	**370[a]**	**370[a]**	**300[a]**	**400[a]**	**400[a]**	**490[a]**
trans-1,2-Dichloroethene	ug/L	9.4	11	U	**120[a]**	**120[a]**	47	**130[a]**	**130[a]**	**160[a]**
1,2-Dichloropropane	ug/L	1.0 U	1.8 U	--	--	--	--	--	--	--
cis-1,3-Dichloropropene	ug/L	1.0 U	1.8 U	--	--	--	--	--	--	--
trans-1,3-Dichloropropene	ug/L	1.0 U	1.8 U	--	--	--	--	--	--	--
Ethylbenzene	ug/L	1.0 U	1.8 U	U	U	U	U	U	U	U
2-Hexanone	ug/L	10 U	18 U	--	U	U	U	U	U	U
Isopropyl benzene	ug/L	1.0 U	1.8 U	--	--	--	--	--	--	--
Methyl acetate	ug/L	10 U	18 U	--	--	--	--	--	--	--
Methyl cyclohexane	ug/L	1.0 U	1.8 U	--	--	--	--	--	--	--
Methyl tert butyl ether (MTBE)	ug/L	5.0 U	1.8 U	--	--	--	--	--	--	--
4-Methyl-2-pentanone (Methyl isobutyl ketone) (MIBK)	ug/L	10 U	18 U	--	--	--	--	--	--	--
Methylene chloride	ug/L	1.0 U	1.8 U	U	U	U	**9[a]**	U	U	**63 J[a]**
Styrene	ug/L	1.0 U	1.8 U	--	--	--	--	--	--	--
VOCs (Continued)										

APPENDIX G.3

GROUNDWATER QUALITY DATA
RFI REPORT
FORMER MANUAL TRANSMISSIONS OF MUNCIE FACILITY
MUNCIE, INDIANA

AOI		*AOI 16*	*AOI 16*	*AOI 16*	*AOI 16*	*AOI 16*	*AOI 16*	*AOI 16*	*AOI 16*	*AOI 16*
Sample Location		*MW-25*	*MW-25*	*MW-26*	*MW-26*	*MW-26*	*MW-26*	*MW-26*	*MW-26*	*MW-26*
Sample Identification		*GW-17324-120611-EM-002*	*GW-017324-043014-SM-001*	*MW-26*	*MW-26*	*MW-200*	*MW-26*	*MW-26*	*MW-26*	*MW-26*
Sample Date		*12/6/2011*	*4/30/2014*	*12/1/1991*	*6/1/1994*	*6/15/1994*	*3/20/1996*	*5/1/1997*	*9/18/1997*	*10/1/1998*
Sample Depth		-	-	-	-	-	-	-	-	-
Sample Depth									*Duplicate*	
	Units									
1,1,2,2-Tetrachloroethane	ug/L	1.0 U	1.8 U	--	--	--	--	--	--	--
Tetrachloroethene	ug/L	1.0 U	1.8 U	U	U	U	U	U	U	U
Toluene	ug/L	1.0 U	1.8 U	U	U	U	U	U	U	U
1,2,4-Trichlorobenzene	ug/L	1.0 U	1.8 U	--	--	--	--	--	--	--
1,1,1-Trichloroethane	ug/L	1.0 U	1.8 U	U	U	U	U	U	U	U
1,1,2-Trichloroethane	ug/L	1.0 U	1.8 U	--	--	--	--	--	--	--
Trichloroethene	ug/L	4.8	2.7	**330[abc]**	**480[abc]**	**460[abc]**	**190[abc]**	**500[abc]**	**400[abc]**	**510[abc]**
Trichlorofluoromethane (CFC-11)	ug/L	1.0 U	1.8 U	--	--	--	--	--	--	--
Trifluorotrichloroethane (Freon 113)	ug/L	1.0 U	1.8 U	--	--	--	--	--	--	--
Vinyl acetate	ug/L	--	--	--	--	--	--	--	--	--
Vinyl chloride	ug/L	1.4	0.63 J	2	U	U	U	U	U	U
Xylenes (total)	ug/L	2.0 U	3.6 U	U	U	U	U	U	U	U
Semi-Volatile Organic Compounds (SVOCs)										
Acenaphthene	ug/L	--	--	--	--	--	--	--	--	--
Acenaphthylene	ug/L	--	--	--	--	--	--	--	--	--
Acetonitrile	ug/L	--	--	--	--	--	--	--	--	--
Acetophenone	ug/L	--	--	--	--	--	--	--	--	--
2-Acetylaminofluorene	ug/L	--	--	--	--	--	--	--	--	--
Acrolein	ug/L	--	--	--	--	--	--	--	--	--
Acrylonitrile	ug/L	--	--	--	--	--	--	--	--	--
Allyl chloride	ug/L	--	--	--	--	--	--	--	--	--
4-Aminobiphenyl	ug/L	--	--	--	--	--	--	--	--	--
Aniline	ug/L	--	--	--	--	--	--	--	--	--
Anthracene	ug/L	--	--	--	--	--	--	--	--	--
Aramite	ug/L	--	--	--	--	--	--	--	--	--
Atrazine	ug/L	--	--	--	--	--	--	--	--	--
Benzaldehyde	ug/L	--	--	--	--	--	--	--	--	--
Benzidine	ug/L	--	--	--	--	--	--	--	--	--
Benzo(a)anthracene	ug/L	--	--	--	--	--	--	--	--	--
Benzo(a)pyrene	ug/L	--	--	--	--	--	--	--	--	--
Benzo(b)fluoranthene	ug/L	--	--	--	--	--	--	--	--	--
Benzo(g,h,i)perylene	ug/L	--	--	--	--	--	--	--	--	--
Benzo(k)fluoranthene	ug/L	--	--	--	--	--	--	--	--	--
Benzoic acid	ug/L	--	--	--	--	--	--	--	--	--
Benzyl alcohol	ug/L	--	--	--	--	--	--	--	--	--
Biphenyl (1,1-Biphenyl)	ug/L	--	--	--	--	--	--	--	--	--
4-Bromophenyl phenyl ether	ug/L	--	--	--	--	--	--	--	--	--
Butyl benzylphthalate (BBP)	ug/L	--	--	--	--	--	--	--	--	--
Caprolactam	ug/L	--	--	--	--	--	--	--	--	--
Carbazole	ug/L	--	--	--	--	--	--	--	--	--
4-Chloro-3-methylphenol	ug/L	--	--	--	--	--	--	--	--	--
4-Chloroaniline	ug/L	--	--	--	--	--	--	--	--	--
Chlorobenzilate	ug/L	--	--	--	--	--	--	--	--	--
bis(2-Chloroethoxy)methane	ug/L	--	--	--	--	--	--	--	--	--
bis(2-Chloroethyl)ether	ug/L	--	--	--	--	--	--	--	--	--

APPENDIX G.3

GROUNDWATER QUALITY DATA
RFI REPORT
FORMER MANUAL TRANSMISSIONS OF MUNCIE FACILITY
MUNCIE, INDIANA

AOI		*AOI 16*	*AOI 16*	*AOI 16*	*AOI 16*	*AOI 16*	*AOI 16*	*AOI 16*	*AOI 16*	*AOI 16*
Sample Location		*MW-25*	*MW-25*	*MW-26*	*MW-26*	*MW-26*	*MW-26*	*MW-26*	*MW-26*	*MW-26*
Sample Identification		*GW-17324-120611-EM-002*	*GW-017324-043014-SM-001*	*MW-26*	*MW-26*	*MW-200*	*MW-26*	*MW-26*	*MW-26*	*MW-26*
Sample Date		*12/6/2011*	*4/30/2014*	*12/1/1991*	*6/1/1994*	*6/15/1994*	*3/20/1996*	*5/1/1997*	*9/18/1997*	*10/1/1998*
Sample Depth		-	-	-	-	-	-	-	-	-
Sample Depth									*Duplicate*	
	Units									
2-Chloronaphthalene	ug/L	--	--	--	--	--	--	--	--	--
2-Chlorophenol	ug/L	--	--	--	--	--	--	--	--	--
4-Chlorophenyl phenyl ether	ug/L	--	--	--	--	--	--	--	--	--
Chloroprene	ug/L	--	--	--	--	--	--	--	--	--
Chrysene	ug/L	--	--	--	--	--	--	--	--	--
Cresol isomers	ug/L	--	--	--	--	--	--	--	--	--
Diallate	ug/L	--	--	--	--	--	--	--	--	--
Dibenz(a,h)anthracene	ug/L	--	--	--	--	--	--	--	--	--
Dibenzofuran	ug/L	--	--	--	--	--	--	--	--	--
Dibromochloromethane	ug/L	--	--	U	U	U	U	U	U	U
Dibromomethane	ug/L	--	--	--	--	--	--	--	--	--
trans-1,4-Dichloro-2-butene	ug/L	--	--	--	--	--	--	--	--	--
3,3'-Dichlorobenzidine	ug/L	--	--	--	--	--	--	--	--	--
2,4-Dichlorophenol	ug/L	--	--	--	--	--	--	--	--	--
2,6-Dichlorophenol	ug/L	--	--	--	--	--	--	--	--	--
Diethyl phthalate	ug/L	--	--	--	--	--	--	--	--	--
Dimethoate	ug/L	--	--	--	--	--	--	--	--	--
Dimethyl phthalate	ug/L	--	--	--	--	--	--	--	--	--
p-Dimethylaminoazobenzene A	ug/L	--	--	--	--	--	--	--	--	--
7,12-Dimethylbenz(a)anthracene	ug/L	--	--	--	--	--	--	--	--	--
3,3-Dimethylbenzidine	ug/L	--	--	--	--	--	--	--	--	--
a,a-Dimethylphenethylamine	ug/L	--	--	--	--	--	--	--	--	--
2,4-Dimethylphenol	ug/L	--	--	--	--	--	--	--	--	--
Di-n-butylphthalate (DBP)	ug/L	--	--	--	--	--	--	--	--	--
4,6-Dinitro-2-methylphenol	ug/L	--	--	--	--	--	--	--	--	--
Dinitrobenzene, NOS	ug/L	--	--	--	--	--	--	--	--	--
2,4-Dinitrophenol	ug/L	--	--	--	--	--	--	--	--	--
2,4-Dinitrotoluene	ug/L	--	--	--	--	--	--	--	--	--
2,6-Dinitrotoluene	ug/L	--	--	--	--	--	--	--	--	--
Di-n-octyl phthalate (DnOP)	ug/L	--	--	--	--	--	--	--	--	--
1,4-Dioxane	ug/L	--	--	--	--	--	--	--	--	--
Diphenylamine	ug/L	--	--	--	--	--	--	--	--	--
1,2-Diphenylhydrazine	ug/L	--	--	--	--	--	--	--	--	--
Disulfoton	ug/L	--	--	--	--	--	--	--	--	--

APPENDIX G.3

GROUNDWATER QUALITY DATA
RFI REPORT
FORMER MANUAL TRANSMISSIONS OF MUNCIE FACILITY
MUNCIE, INDIANA

AOI		*AOI 16*	*AOI 16*	*AOI 16*	*AOI 16*	*AOI 16*	*AOI 16*	*AOI 16*	*AOI 16*	*AOI 16*
Sample Location		*MW-25*	*MW-25*	*MW-26*	*MW-26*	*MW-26*	*MW-26*	*MW-26*	*MW-26*	*MW-26*
Sample Identification		*GW-17324-120611-EM-002*	*GW-017324-043014-SM-001*	*MW-26*	*MW-26*	*MW-200*	*MW-26*	*MW-26*	*MW-26*	*MW-26*
Sample Date		*12/6/2011*	*4/30/2014*	*12/1/1991*	*6/1/1994*	*6/15/1994*	*3/20/1996*	*5/1/1997*	*9/18/1997*	*10/1/1998*
Sample Depth		*-*	*-*	*-*	*-*	*-*	*-*	*-*	*-*	*-*
Sample Depth									*Duplicate*	
	Units									
SVOCs (Continued)										
Ethyl methacrylate	ug/L	--	--	--	--	--	--	--	--	--
Ethyl methanesulfonate	ug/L	--	--	--	--	--	--	--	--	--
bis(2-Ethylhexyl)phthalate (DEHP)	ug/L	--	--	--	--	--	--	--	--	--
Famphur	ug/L	--	--	--	--	--	--	--	--	--
Fluoranthene	ug/L	--	--	--	--	--	--	--	--	--
Fluorene	ug/L	--	--	--	--	--	--	--	--	--
Hexachlorobenzene	ug/L	--	--	--	--	--	--	--	--	--
Hexachlorobutadiene	ug/L	--	--	--	--	--	--	--	--	--
Hexachlorocyclopentadiene	ug/L	--	--	--	--	--	--	--	--	--
Hexachloroethane	ug/L	--	--	--	--	--	--	--	--	--
Hexachlorophene A	ug/L	--	--	--	--	--	--	--	--	--
Hexachloropropene	ug/L	--	--	--	--	--	--	--	--	--
Indeno(1,2,3-cd)pyrene	ug/L	--	--	--	--	--	--	--	--	--
Iodomethane	ug/L	--	--	--	--	--	--	--	--	--
Isodrin	ug/L	--	--	--	--	--	--	--	--	--
Isophorone	ug/L	--	--	--	--	--	--	--	--	--
Isosafrole	ug/L	--	--	--	--	--	--	--	--	--
Kepone	ug/L	--	--	--	--	--	--	--	--	--
Methapyrilene	ug/L	--	--	--	--	--	--	--	--	--
Methyl acrylonitrile	ug/L	--	--	--	--	--	--	--	--	--
Methyl methacrylate	ug/L	--	--	--	--	--	--	--	--	--
Methyl methanesulfonate	ug/L	--	--	--	--	--	--	--	--	--
Methyl parathion	ug/L	--	--	--	--	--	--	--	--	--
3-Methylcholanthrene	ug/L	--	--	--	--	--	--	--	--	--
2-Methylnaphthalene	ug/L	--	--	--	--	--	--	--	--	--
2-Methylphenol	ug/L	--	--	--	--	--	--	--	--	--
3&4-Methylphenol	ug/L	--	--	--	--	--	--	--	--	--
4-Methylphenol	ug/L	--	--	--	--	--	--	--	--	--
Naphthalene	ug/L	--	--	--	--	--	--	--	--	--
1,4-Naphthoquinone	ug/L	--	--	--	--	--	--	--	--	--
1-Naphthylamine	ug/L	--	--	--	--	--	--	--	--	--
2-Naphthylamine	ug/L	--	--	--	--	--	--	--	--	--
2-Nitroaniline	ug/L	--	--	--	--	--	--	--	--	--
3-Nitroaniline	ug/L	--	--	--	--	--	--	--	--	--
4-Nitroaniline	ug/L	--	--	--	--	--	--	--	--	--
Nitrobenzene	ug/L	--	--	--	--	--	--	--	--	--
2-Nitrophenol	ug/L	--	--	--	--	--	--	--	--	--
4-Nitrophenol	ug/L	--	--	--	--	--	--	--	--	--
4-Nitroquinoline-N-oxide	ug/L	--	--	--	--	--	--	--	--	--
N-Nitrosodi-n-butylamine	ug/L	--	--	--	--	--	--	--	--	--
N-Nitrosodi-n-propylamine	ug/L	--	--	--	--	--	--	--	--	--
N-Nitrosodiphenylamine	ug/L	--	--	--	--	--	--	--	--	--
N-Nitrosodiethylamine	ug/L	--	--	--	--	--	--	--	--	--
N-Nitrosodimethylamine	ug/L	--	--	--	--	--	--	--	--	--
N-Nitrosomethylethylamine	ug/L	--	--	--	--	--	--	--	--	--

APPENDIX G.3

GROUNDWATER QUALITY DATA
RFI REPORT
FORMER MANUAL TRANSMISSIONS OF MUNCIE FACILITY
MUNCIE, INDIANA

AOI		*AOI 16*	*AOI 16*	*AOI 16*	*AOI 16*	*AOI 16*	*AOI 16*	*AOI 16*	*AOI 16*	*AOI 16*
Sample Location		*MW-25*	*MW-25*	*MW-26*	*MW-26*	*MW-26*	*MW-26*	*MW-26*	*MW-26*	*MW-26*
Sample Identification		*GW-17324-120611-EM-002*	*GW-017324-043014-SM-001*	*MW-26*	*MW-26*	*MW-200*	*MW-26*	*MW-26*	*MW-26*	*MW-26*
Sample Date		*12/6/2011*	*4/30/2014*	*12/1/1991*	*6/1/1994*	*6/15/1994*	*3/20/1996*	*5/1/1997*	*9/18/1997*	*10/1/1998*
Sample Depth		*-*	*-*	*-*	*-*	*-*	*-*	*-*	*-*	*-*
Sample Depth									*Duplicate*	
	Units									
SVOCs (Continued)										
N-Nitrosomorpholine	ug/L	--	--	--	--	--	--	--	--	--
N-Nitrosopiperidine	ug/L	--	--	--	--	--	--	--	--	--
N-Nitrosopyrrolidine	ug/L	--	--	--	--	--	--	--	--	--
2,2'-Oxybis(1-chloropropane) (bis(2-Chloroisopropyl) ether)	ug/L	--	--	--	--	--	--	--	--	--
Pentachlorobenzene	ug/L	--	--	--	--	--	--	--	--	--
Pentachloroethane	ug/L	--	--	--	--	--	--	--	--	--
Pentachloronitrobenzene	ug/L	--	--	--	--	--	--	--	--	--
Pentachlorophenol	ug/L	--	--	--	--	--	--	--	--	--
Phenacetin	ug/L	--	--	--	--	--	--	--	--	--
Phenanthrene	ug/L	--	--	--	--	--	--	--	--	--
Phenol	ug/L	--	--	--	--	--	--	--	--	--
p-Phenylenediamine	ug/L	--	--	--	--	--	--	--	--	--
Phorate	ug/L	--	--	--	--	--	--	--	--	--
2-Picoline	ug/L	--	--	--	--	--	--	--	--	--
Pronamide	ug/L	--	--	--	--	--	--	--	--	--
Propionitrile (ethyl cyanide)	ug/L	--	--	--	--	--	--	--	--	--
Pyrene	ug/L	--	--	--	--	--	--	--	--	--
Pyridine	ug/L	--	--	--	--	--	--	--	--	--
Safrole	ug/L	--	--	--	--	--	--	--	--	--
1,2,4,5-Tetrachlorobenzene	ug/L	--	--	--	--	--	--	--	--	--
1,1,1,2-Tetrachloroethane	ug/L	--	--	--	--	--	--	--	--	--
2,3,4,6-Tetrachlorophenol	ug/L	--	--	--	--	--	--	--	--	--
Thionazin (O,O-diethyl-O-2-pyrazinyl phosphorothioate)	ug/L	--	--	--	--	--	--	--	--	--
o-Toluidine A	ug/L	--	--	--	--	--	--	--	--	--
5-Nitro-2-toluidine	ug/L	--	--	--	--	--	--	--	--	--
2,4,5-Trichlorophenol	ug/L	--	--	--	--	--	--	--	--	--
2,4,6-Trichlorophenol	ug/L	--	--	--	--	--	--	--	--	--
1,2,3-Trichloropropane	ug/L	--	--	--	--	--	--	--	--	--
0,0,0-Triethylphosphorothioate	ug/L	--	--	--	--	--	--	--	--	--
1,3,5-Trinitrobenzene	ug/L	--	--	--	--	--	--	--	--	--
PCBs										
Aroclor-1016 (PCB-1016)	ug/L	--	--	--	--	--	--	--	--	--
Aroclor-1221 (PCB-1221)	ug/L	--	--	--	--	--	--	--	--	--
Aroclor-1232 (PCB-1232)	ug/L	--	--	--	--	--	--	--	--	--
Aroclor-1242 (PCB-1242)	ug/L	--	--	--	--	--	--	--	--	--
Aroclor-1248 (PCB-1248)	ug/L	--	--	--	--	--	--	--	--	--
Aroclor-1254 (PCB-1254)	ug/L	--	--	--	--	--	--	--	--	--
Aroclor-1260 (PCB-1260)	ug/L	--	--	--	--	--	--	--	--	--
Total PCBs	ug/L	--	--	--	--	--	--	--	--	--
Total Petroleum Hydrocarbons (TPH)										
Total Petroleum Hydrocarbons - Purgeable (GRO)	ug/L	--	--	--	--	--	--	--	--	--

APPENDIX G.3

GROUNDWATER QUALITY DATA
RFI REPORT
FORMER MANUAL TRANSMISSIONS OF MUNCIE FACILITY
MUNCIE, INDIANA

AOI		*AOI 16*	*AOI 16*	*AOI 16*	*AOI 16*	*AOI 16*	*AOI 16*	*AOI 16*	*AOI 16*	*AOI 16*
Sample Location		*MW-25*	*MW-25*	*MW-26*	*MW-26*	*MW-26*	*MW-26*	*MW-26*	*MW-26*	*MW-26*
Sample Identification		*GW-17324-120611-EM-002*	*GW-017324-043014-SM-001*	*MW-26*	*MW-26*	*MW-200*	*MW-26*	*MW-26*	*MW-26*	*MW-26*
Sample Date		*12/6/2011*	*4/30/2014*	*12/1/1991*	*6/1/1994*	*6/15/1994*	*3/20/1996*	*5/1/1997*	*9/18/1997*	*10/1/1998*
Sample Depth		*-*	*-*	*-*	*-*	*-*	*-*	*-*	*-*	*-*
Sample Depth									*Duplicate*	
	Units									
Metals										
Aluminum	ug/L	--	--	--	--	--	--	--	--	--
Antimony	ug/L	--	--	--	--	--	--	--	--	--
Arsenic	ug/L	--	--	--	--	--	--	--	--	--
Arsenic (dissolved)	ug/L	--	--	--	--	--	--	--	--	--
Barium	ug/L	--	--	--	--	--	--	--	--	--
Barium (dissolved)	ug/L	--	--	--	--	--	--	--	--	--
Beryllium	ug/L	--	--	--	--	--	--	--	--	--
Cadmium	ug/L	--	--	--	--	--	--	--	--	--
Cadmium (dissolved)	ug/L	--	--	--	--	--	--	--	--	--
Calcium	ug/L	--	--	--	--	--	--	--	--	--
Calcium (dissolved)	ug/L	--	--	--	--	--	--	--	--	--
Chromium	ug/L	--	--	--	--	--	--	--	--	--
Chromium (dissolved)	ug/L	--	--	--	--	--	--	--	--	--
Cobalt	ug/L	--	--	--	--	--	--	--	--	--
Copper	ug/L	--	--	--	--	--	--	--	--	--
Copper (dissolved)	ug/L	--	--	--	--	--	--	--	--	--
Iron	ug/L	--	--	--	--	--	--	--	--	--
Iron (dissolved)	ug/L	--	--	--	--	--	--	--	--	--
Lead	ug/L	--	--	--	--	--	--	--	--	--
Lead (dissolved)	ug/L	--	--	--	--	--	--	--	--	--
Magnesium	ug/L	--	--	--	--	--	--	--	--	--
Magnesium (dissolved)	ug/L	--	--	--	--	--	--	--	--	--
Manganese	ug/L	--	--	--	--	--	--	--	--	--
Manganese (dissolved)	ug/L	--	--	--	--	--	--	--	--	--
Mercury	ug/L	--	--	--	--	--	--	--	--	--
Mercury (dissolved)	ug/L	--	--	--	--	--	--	--	--	--
Nickel	ug/L	--	--	--	--	--	--	--	--	--
Nickel (dissolved)	ug/L	--	--	--	--	--	--	--	--	--
Potassium	ug/L	--	--	--	--	--	--	--	--	--
Selenium	ug/L	--	--	--	--	--	--	--	--	--
Selenium (dissolved)	ug/L	--	--	--	--	--	--	--	--	--
Silver	ug/L	--	--	--	--	--	--	--	--	--
Silver (dissolved)	ug/L	--	--	--	--	--	--	--	--	--
Sodium	ug/L	--	--	--	--	--	--	--	--	--
Thallium	ug/L	--	--	--	--	--	--	--	--	--
Vanadium	ug/L	--	--	--	--	--	--	--	--	--
Zinc	ug/L	--	--	--	--	--	--	--	--	--
Zinc (dissolved)	ug/L	--	--	--	--	--	--	--	--	--

APPENDIX G.3

GROUNDWATER QUALITY DATA
RFI REPORT
FORMER MANUAL TRANSMISSIONS OF MUNCIE FACILITY
MUNCIE, INDIANA

AOI		***AOI 16***	***AOI 16***	***AOI 16***	***AOI 16***	***AOI 16***	***AOI 16***	***AOI 16***	***AOI 16***	***AOI 16***
Sample Location		***MW-25***	***MW-25***	***MW-26***	***MW-26***	***MW-26***	***MW-26***	***MW-26***	***MW-26***	***MW-26***
Sample Identification		***GW-17324-120611-EM-002***	***GW-017324-043014-SM-001***	***MW-26***	***MW-26***	***MW-200***	***MW-26***	***MW-26***	***MW-26***	***MW-26***
Sample Date		***12/6/2011***	***4/30/2014***	***12/1/1991***	***6/1/1994***	***6/15/1994***	***3/20/1996***	***5/1/1997***	***9/18/1997***	***10/1/1998***
Sample Depth		-	-	-	-	-	-	-	-	-
Sample Depth									***Duplicate***	
	Units									
Gas										
Ethane	ug/L	--	--	--	--	--	--	--	--	--
Ethene	ug/L	--	--	--	--	--	--	--	--	--
Methane	ug/L	--	--	--	--	--	--	--	--	--
General Chemistry										
Alkalinity, bicarbonate	ug/L	--	--	--	--	--	--	--	--	--
Alkalinity, carbonate	ug/L	--	--	--	--	--	--	--	--	--
Bicarbonate (as CaCO3)	ug/L	--	--	--	--	--	--	--	--	--
Chloride	ug/L	--	--	--	--	--	--	--	--	--
Dissolved organic carbon (DOC)	ug/L	--	--	--	--	--	--	--	--	--
Hardness	ug/L	--	--	--	--	--	--	--	--	--
Hardness, carbonate	ug/L	--	--	--	--	--	--	--	--	--
Nitrate (as N)	ug/L	--	--	--	--	--	--	--	--	--
Nitrite (as N)	ug/L	--	--	--	--	--	--	--	--	--
pH	s.u.	--	--	--	--	--	--	--	--	--
Sulfate	ug/L	--	--	--	--	--	--	--	--	--
Sulfide	ug/L	--	--	--	--	--	--	--	--	--
Total dissolved solids (TDS)	ug/L	--	--	--	--	--	--	--	--	--
Total organic carbon (TOC)	ug/L	--	--	--	--	--	--	--	--	--

Notes

ug/L - Micrograms per litre
"-" - No value
U - Not detected at the associated reporting limit
J - Estimated concentration
UJ - Not detected; associated reporting limit is estimated
R - Rejected
s.u. - Standard units
nc - No criteria
ND - Non Detect (calculation)
BOLD[abc] Concentration exceeds associated screening level
IDEM Appendix A: Screening Levels Remedation Closure Guide - March 25, 2014
a - Exceeds IDEM residential tap screening levels
b - Exceeds IDEM residential vapor exposure screening levels
c - Exceeds IDEM commercial/industrial vapor screening levels

APPENDIX G.3

GROUNDWATER QUALITY DATA
RFI REPORT
FORMER MANUAL TRANSMISSIONS OF MUNCIE FACILITY
MUNCIE, INDIANA

AOI		*AOI 16*	*AOI 16*	*AOI 16*	*AOI 16*	*AOI 16*	*AOI 16*	*AOI 16*
Sample Location		*MW-26*	*MW-26*	*MW-26*	*MW-26*	*MW-26*	*MW-26*	*MW-26*
Sample Identification		*MW-26*	*MW-26*	*MW-26*	*GW-17330-100902-EH-007*	*GW-072004-MR-006*	*GW-072004-MR-008*	*GW-017330-042705-TP-009*
Sample Date		*4/1/1999*	*10/1/2000*	*3/27/2001*	*10/9/2002*	*7/20/2004*	*7/20/2004*	*4/27/2005*
Sample Depth		-	-	-	-	-	-	-
Sample Depth								
	Units							
Volatile Organic Compounds (VOCs)								
Acetone	ug/L	U	U	U	500 UJ	170 U	200 U	120 UJ
Benzene	ug/L	U	U	U	20 U	17 U	20 U	12 U
Bromodichloromethane	ug/L	U	U	U	20 U	17 U	20 U	12 U
Bromoform	ug/L	--	--	--	20 U	17 U	20 U	12 U
Bromomethane (Methyl bromide)	ug/L	--	--	--	20 U	17 U	20 U	12 U
2-Butanone (Methyl ethyl ketone) (MEK)	ug/L	U	U	U	500 UJ	170 U	200 U	120 UJ
Carbon disulfide	ug/L	--	--	--	100 U	17 U	20 U	12 U
Carbon tetrachloride	ug/L	--	--	--	20 U	17 U	20 U	12 U
Chlorobenzene	ug/L	U	U	U	20 U	17 U	20 U	12 U
Chloroethane	ug/L	U	U	U	20 U	17 U	20 U	12 U
2-Chloroethyl vinyl ether	ug/L	U	U	--	--	--	--	--
Chloroform (Trichloromethane)	ug/L	U	U	U	20 U	17 U	20 U	12 U
Chloromethane (Methyl chloride)	ug/L	U	U	U	20 U	17 U	20 U	12 U
Cyclohexane	ug/L	--	--	--	20 U	17 U	20 U	12 U
1,2-Dibromo-3-chloropropane (DBCP)	ug/L	--	--	--	20 U	33 U	40 U	25 UJ
Dibromochloromethane	ug/L	--	--	--	20 U	17 U	20 U	12 U
1,2-Dibromoethane (Ethylene dibromide)	ug/L	--	--	--	20 U	17 U	20 U	12 U
1,2-Dichlorobenzene	ug/L	--	--	--	20 U	17 U	20 U	12 U
1,3-Dichlorobenzene	ug/L	--	--	--	20 U	17 U	20 U	12 U
1,4-Dichlorobenzene	ug/L	--	--	--	20 U	17 U	20 U	12 U
Dichlorodifluoromethane (CFC-12)	ug/L	--	--	--	20 U	17 U	20 U	12 U
1,1-Dichloroethane	ug/L	U	U	**50[a]**	20 U	17 U	20 U	12 U
1,2-Dichloroethane	ug/L	U	U	U	20 U	17 U	20 U	12 U
1,2-Dichloroethene (total)	ug/L	U	U	--	--	--	--	--
1,1-Dichloroethene	ug/L	U	U	U	20 U	17 U	20 U	12 U
cis-1,2-Dichloroethene	ug/L	**510[a]**	**570[a]**	**580[a]**	**480[a]**	**510[a]**	**440[a]**	**350[a]**
trans-1,2-Dichloroethene	ug/L	**190[a]**	**200[a]**	**170[a]**	**180[a]**	**170[a]**	**150[a]**	**140[a]**
1,2-Dichloropropane	ug/L	--	--	--	20 U	17 U	20 U	12 U
cis-1,3-Dichloropropene	ug/L	--	--	--	20 U	17 U	20 U	12 U
trans-1,3-Dichloropropene	ug/L	--	--	--	20 U	17 U	20 U	12 U
Ethylbenzene	ug/L	U	U	U	20 U	17 U	20 U	12 U
2-Hexanone	ug/L	U	U	U	1000 UJ	170 U	200 U	120 UJ
Isopropyl benzene	ug/L	--	--	--	100 U	17 U	20 U	12 U
Methyl acetate	ug/L	--	--	--	200 U	170 U	200 U	120 UJ
Methyl cyclohexane	ug/L	--	--	--	20 U	17 U	20 U	12 U
Methyl tert butyl ether (MTBE)	ug/L	--	--	--	100 U	83 U	100 U	62 UJ
4-Methyl-2-pentanone (Methyl isobutyl ketone) (MIBK)	ug/L	--	--	--	1000 U	170 U	200 U	120 UJ
Methylene chloride	ug/L	U	U	U	100 U	17 U	20 U	12 U
Styrene	ug/L	--	--	--	20 U	17 U	20 U	12 U
VOCs (Continued)								

APPENDIX G.3

GROUNDWATER QUALITY DATA
RFI REPORT
FORMER MANUAL TRANSMISSIONS OF MUNCIE FACILITY
MUNCIE, INDIANA

AOI		*AOI 16*	*AOI 16*	*AOI 16*	*AOI 16*	*AOI 16*	*AOI 16*	*AOI 16*
Sample Location		*MW-26*	*MW-26*	*MW-26*	*MW-26*	*MW-26*	*MW-26*	*MW-26*
Sample Identification		*MW-26*	*MW-26*	*MW-26*	*GW-17330-100902-EH-007*	*GW-072004-MR-006*	*GW-072004-MR-008*	*GW-017330-042705-TP-009*
Sample Date		*4/1/1999*	*10/1/2000*	*3/27/2001*	*10/9/2002*	*7/20/2004*	*7/20/2004*	*4/27/2005*
Sample Depth		-	-	-	-	-	-	-
Sample Depth								
	Units							
1,1,2,2-Tetrachloroethane	ug/L	--	--	--	20 U	17 U	20 U	12 U
Tetrachloroethene	ug/L	U	U	U	20 U	17 U	20 U	12 U
Toluene	ug/L	U	U	U	20 U	7.7 J	9.3 J	12 U
1,2,4-Trichlorobenzene	ug/L	--	--	--	100 U	17 U	20 U	12 U
1,1,1-Trichloroethane	ug/L	U	U	U	20 U	17 U	20 U	12 U
1,1,2-Trichloroethane	ug/L	--	--	--	20 U	17 U	20 U	12 U
Trichloroethene	ug/L	**490[abc]**	**800[abc]**	**550[abc]**	**410[abc]**	**370[abc]**	**330[abc]**	**270[abc]**
Trichlorofluoromethane (CFC-11)	ug/L	--	--	--	20 U	17 U	20 U	12 U
Trifluorotrichloroethane (Freon 113)	ug/L	--	--	--	20 U	17 U	20 U	12 U
Vinyl acetate	ug/L	--	--	--	--	--	--	--
Vinyl chloride	ug/L	U	U	U	20 U	17 U	20 U	12 U
Xylenes (total)	ug/L	U	U	U	60 U	33 U	40 U	25 U
Semi-Volatile Organic Compounds (SVOCs)								
Acenaphthene	ug/L	--	--	--	--	--	--	--
Acenaphthylene	ug/L	--	--	--	--	--	--	--
Acetonitrile	ug/L	--	--	--	--	--	--	--
Acetophenone	ug/L	--	--	--	--	--	--	--
2-Acetylaminofluorene	ug/L	--	--	--	--	--	--	--
Acrolein	ug/L	--	--	--	--	--	--	--
Acrylonitrile	ug/L	--	--	--	--	--	--	--
Allyl chloride	ug/L	--	--	--	--	--	--	--
4-Aminobiphenyl	ug/L	--	--	--	--	--	--	--
Aniline	ug/L	--	--	--	--	--	--	--
Anthracene	ug/L	--	--	--	--	--	--	--
Aramite	ug/L	--	--	--	--	--	--	--
Atrazine	ug/L	--	--	--	--	--	--	--
Benzaldehyde	ug/L	--	--	--	--	--	--	--
Benzidine	ug/L	--	--	--	--	--	--	--
Benzo(a)anthracene	ug/L	--	--	--	--	--	--	--
Benzo(a)pyrene	ug/L	--	--	--	--	--	--	--
Benzo(b)fluoranthene	ug/L	--	--	--	--	--	--	--
Benzo(g,h,i)perylene	ug/L	--	--	--	--	--	--	--
Benzo(k)fluoranthene	ug/L	--	--	--	--	--	--	--
Benzoic acid	ug/L	--	--	--	--	--	--	--
Benzyl alcohol	ug/L	--	--	--	--	--	--	--
Biphenyl (1,1-Biphenyl)	ug/L	--	--	--	--	--	--	--
4-Bromophenyl phenyl ether	ug/L	--	--	--	--	--	--	--
Butyl benzylphthalate (BBP)	ug/L	--	--	--	--	--	--	--
Caprolactam	ug/L	--	--	--	--	--	--	--
Carbazole	ug/L	--	--	--	--	--	--	--
4-Chloro-3-methylphenol	ug/L	--	--	--	--	--	--	--
4-Chloroaniline	ug/L	--	--	--	--	--	--	--
Chlorobenzilate	ug/L	--	--	--	--	--	--	--
bis(2-Chloroethoxy)methane	ug/L	--	--	--	--	--	--	--
bis(2-Chloroethyl)ether	ug/L	--	--	--	--	--	--	--

APPENDIX G.3

GROUNDWATER QUALITY DATA
RFI REPORT
FORMER MANUAL TRANSMISSIONS OF MUNCIE FACILITY
MUNCIE, INDIANA

AOI		*AOI 16*	*AOI 16*	*AOI 16*	*AOI 16*	*AOI 16*	*AOI 16*	*AOI 16*
Sample Location		*MW-26*	*MW-26*	*MW-26*	*MW-26*	*MW-26*	*MW-26*	*MW-26*
Sample Identification		*MW-26*	*MW-26*	*MW-26*	*GW-17330-100902-EH-007*	*GW-072004-MR-006*	*GW-072004-MR-008*	*GW-017330-042705-TP-009*
Sample Date		*4/1/1999*	*10/1/2000*	*3/27/2001*	*10/9/2002*	*7/20/2004*	*7/20/2004*	*4/27/2005*
Sample Depth		*-*	*-*	*-*	*-*	*-*	*-*	*-*
Sample Depth								
	Units							
2-Chloronaphthalene	ug/L	--	--	--	--	--	--	--
2-Chlorophenol	ug/L	--	--	--	--	--	--	--
4-Chlorophenyl phenyl ether	ug/L	--	--	--	--	--	--	--
Chloroprene	ug/L	--	--	--	--	--	--	--
Chrysene	ug/L	--	--	--	--	--	--	--
Cresol isomers	ug/L	--	--	--	--	--	--	--
Diallate	ug/L	--	--	--	--	--	--	--
Dibenz(a,h)anthracene	ug/L	--	--	--	--	--	--	--
Dibenzofuran	ug/L	--	--	--	--	--	--	--
Dibromochloromethane	ug/L	U	U	U	--	--	--	--
Dibromomethane	ug/L	--	--	--	--	--	--	--
trans-1,4-Dichloro-2-butene	ug/L	--	--	--	--	--	--	--
3,3'-Dichlorobenzidine	ug/L	--	--	--	--	--	--	--
2,4-Dichlorophenol	ug/L	--	--	--	--	--	--	--
2,6-Dichlorophenol	ug/L	--	--	--	--	--	--	--
Diethyl phthalate	ug/L	--	--	--	--	--	--	--
Dimethoate	ug/L	--	--	--	--	--	--	--
Dimethyl phthalate	ug/L	--	--	--	--	--	--	--
p-Dimethylaminoazobenzene A	ug/L	--	--	--	--	--	--	--
7,12-Dimethylbenz(a)anthracene	ug/L	--	--	--	--	--	--	--
3,3-Dimethylbenzidine	ug/L	--	--	--	--	--	--	--
a,a-Dimethylphenethylamine	ug/L	--	--	--	--	--	--	--
2,4-Dimethylphenol	ug/L	--	--	--	--	--	--	--
Di-n-butylphthalate (DBP)	ug/L	--	--	--	--	--	--	--
4,6-Dinitro-2-methylphenol	ug/L	--	--	--	--	--	--	--
Dinitrobenzene, NOS	ug/L	--	--	--	--	--	--	--
2,4-Dinitrophenol	ug/L	--	--	--	--	--	--	--
2,4-Dinitrotoluene	ug/L	--	--	--	--	--	--	--
2,6-Dinitrotoluene	ug/L	--	--	--	--	--	--	--
Di-n-octyl phthalate (DnOP)	ug/L	--	--	--	--	--	--	--
1,4-Dioxane	ug/L	--	--	--	--	--	--	--
Diphenylamine	ug/L	--	--	--	--	--	--	--
1,2-Diphenylhydrazine	ug/L	--	--	--	--	--	--	--
Disulfoton	ug/L	--	--	--	--	--	--	--

APPENDIX G.3

GROUNDWATER QUALITY DATA
RFI REPORT
FORMER MANUAL TRANSMISSIONS OF MUNCIE FACILITY
MUNCIE, INDIANA

AOI		*AOI 16*	*AOI 16*	*AOI 16*	*AOI 16*	*AOI 16*	*AOI 16*	*AOI 16*
Sample Location		*MW-26*	*MW-26*	*MW-26*	*MW-26*	*MW-26*	*MW-26*	*MW-26*
Sample Identification		*MW-26*	*MW-26*	*MW-26*	*GW-17330-100902-EH-007*	*GW-072004-MR-006*	*GW-072004-MR-008*	*GW-017330-042705-TP-009*
Sample Date		*4/1/1999*	*10/1/2000*	*3/27/2001*	*10/9/2002*	*7/20/2004*	*7/20/2004*	*4/27/2005*
Sample Depth		*-*	*-*	*-*	*-*	*-*	*-*	*-*
Sample Depth								
	Units							
SVOCs (Continued)								
Ethyl methacrylate	ug/L	--	--	--	--	--	--	--
Ethyl methanesulfonate	ug/L	--	--	--	--	--	--	--
bis(2-Ethylhexyl)phthalate (DEHP)	ug/L	--	--	--	--	--	--	--
Famphur	ug/L	--	--	--	--	--	--	--
Fluoranthene	ug/L	--	--	--	--	--	--	--
Fluorene	ug/L	--	--	--	--	--	--	--
Hexachlorobenzene	ug/L	--	--	--	--	--	--	--
Hexachlorobutadiene	ug/L	--	--	--	--	--	--	--
Hexachlorocyclopentadiene	ug/L	--	--	--	--	--	--	--
Hexachloroethane	ug/L	--	--	--	--	--	--	--
Hexachlorophene A	ug/L	--	--	--	--	--	--	--
Hexachloropropene	ug/L	--	--	--	--	--	--	--
Indeno(1,2,3-cd)pyrene	ug/L	--	--	--	--	--	--	--
Iodomethane	ug/L	--	--	--	--	--	--	--
Isodrin	ug/L	--	--	--	--	--	--	--
Isophorone	ug/L	--	--	--	--	--	--	--
Isosafrole	ug/L	--	--	--	--	--	--	--
Kepone	ug/L	--	--	--	--	--	--	--
Methapyrilene	ug/L	--	--	--	--	--	--	--
Methyl acrylonitrile	ug/L	--	--	--	--	--	--	--
Methyl methacrylate	ug/L	--	--	--	--	--	--	--
Methyl methanesulfonate	ug/L	--	--	--	--	--	--	--
Methyl parathion	ug/L	--	--	--	--	--	--	--
3-Methylcholanthrene	ug/L	--	--	--	--	--	--	--
2-Methylnaphthalene	ug/L	--	--	--	--	--	--	--
2-Methylphenol	ug/L	--	--	--	--	--	--	--
3&4-Methylphenol	ug/L	--	--	--	--	--	--	--
4-Methylphenol	ug/L	--	--	--	--	--	--	--
Naphthalene	ug/L	--	--	--	--	--	--	--
1,4-Naphthoquinone	ug/L	--	--	--	--	--	--	--
1-Naphthylamine	ug/L	--	--	--	--	--	--	--
2-Naphthylamine	ug/L	--	--	--	--	--	--	--
2-Nitroaniline	ug/L	--	--	--	--	--	--	--
3-Nitroaniline	ug/L	--	--	--	--	--	--	--
4-Nitroaniline	ug/L	--	--	--	--	--	--	--
Nitrobenzene	ug/L	--	--	--	--	--	--	--
2-Nitrophenol	ug/L	--	--	--	--	--	--	--
4-Nitrophenol	ug/L	--	--	--	--	--	--	--
4-Nitroquinoline-N-oxide	ug/L	--	--	--	--	--	--	--
N-Nitrosodi-n-butylamine	ug/L	--	--	--	--	--	--	--
N-Nitrosodi-n-propylamine	ug/L	--	--	--	--	--	--	--
N-Nitrosodiphenylamine	ug/L	--	--	--	--	--	--	--
N-Nitrosodiethylamine	ug/L	--	--	--	--	--	--	--
N-Nitrosodimethylamine	ug/L	--	--	--	--	--	--	--
N-Nitrosomethylethylamine	ug/L	--	--	--	--	--	--	--

APPENDIX G.3

GROUNDWATER QUALITY DATA
RFI REPORT
FORMER MANUAL TRANSMISSIONS OF MUNCIE FACILITY
MUNCIE, INDIANA

AOI		*AOI 16*	*AOI 16*	*AOI 16*	*AOI 16*	*AOI 16*	*AOI 16*	*AOI 16*
Sample Location		*MW-26*	*MW-26*	*MW-26*	*MW-26*	*MW-26*	*MW-26*	*MW-26*
Sample Identification		*MW-26*	*MW-26*	*MW-26*	*GW-17330-100902-EH-007*	*GW-072004-MR-006*	*GW-072004-MR-008*	*GW-017330-042705-TP-009*
Sample Date		*4/1/1999*	*10/1/2000*	*3/27/2001*	*10/9/2002*	*7/20/2004*	*7/20/2004*	*4/27/2005*
Sample Depth		*-*	*-*	*-*	*-*	*-*	*-*	*-*
Sample Depth								
	Units							
SVOCs (Continued)								
N-Nitrosomorpholine	ug/L	--	--	--	--	--	--	--
N-Nitrosopiperidine	ug/L	--	--	--	--	--	--	--
N-Nitrosopyrrolidine	ug/L	--	--	--	--	--	--	--
2,2'-Oxybis(1-chloropropane) (bis(2-Chloroisopropyl) ether)	ug/L	--	--	--	--	--	--	--
Pentachlorobenzene	ug/L	--	--	--	--	--	--	--
Pentachloroethane	ug/L	--	--	--	--	--	--	--
Pentachloronitrobenzene	ug/L	--	--	--	--	--	--	--
Pentachlorophenol	ug/L	--	--	--	--	--	--	--
Phenacetin	ug/L	--	--	--	--	--	--	--
Phenanthrene	ug/L	--	--	--	--	--	--	--
Phenol	ug/L	--	--	--	--	--	--	--
p-Phenylenediamine	ug/L	--	--	--	--	--	--	--
Phorate	ug/L	--	--	--	--	--	--	--
2-Picoline	ug/L	--	--	--	--	--	--	--
Pronamide	ug/L	--	--	--	--	--	--	--
Propionitrile (ethyl cyanide)	ug/L	--	--	--	--	--	--	--
Pyrene	ug/L	--	--	--	--	--	--	--
Pyridine	ug/L	--	--	--	--	--	--	--
Safrole	ug/L	--	--	--	--	--	--	--
1,2,4,5-Tetrachlorobenzene	ug/L	--	--	--	--	--	--	--
1,1,1,2-Tetrachloroethane	ug/L	--	--	--	--	--	--	--
2,3,4,6-Tetrachlorophenol	ug/L	--	--	--	--	--	--	--
Thionazin (O,O-diethyl-O-2-pyrazinyl phosphorothioate)	ug/L	--	--	--	--	--	--	--
o-Toluidine A	ug/L	--	--	--	--	--	--	--
5-Nitro-2-toluidine	ug/L	--	--	--	--	--	--	--
2,4,5-Trichlorophenol	ug/L	--	--	--	--	--	--	--
2,4,6-Trichlorophenol	ug/L	--	--	--	--	--	--	--
1,2,3-Trichloropropane	ug/L	--	--	--	--	--	--	--
0,0,0-Triethylphosphorothioate	ug/L	--	--	--	--	--	--	--
1,3,5-Trinitrobenzene	ug/L	--	--	--	--	--	--	--
PCBs								
Aroclor-1016 (PCB-1016)	ug/L	--	--	--	--	--	--	--
Aroclor-1221 (PCB-1221)	ug/L	--	--	--	--	--	--	--
Aroclor-1232 (PCB-1232)	ug/L	--	--	--	--	--	--	--
Aroclor-1242 (PCB-1242)	ug/L	--	--	--	--	--	--	--
Aroclor-1248 (PCB-1248)	ug/L	--	--	--	--	--	--	--
Aroclor-1254 (PCB-1254)	ug/L	--	--	--	--	--	--	--
Aroclor-1260 (PCB-1260)	ug/L	--	--	--	--	--	--	--
Total PCBs	ug/L	--	--	--	--	--	--	--
Total Petroleum Hydrocarbons (TPH)								
Total Petroleum Hydrocarbons - Purgeable (GRO)	ug/L	--	--	--	--	--	--	--

APPENDIX G.3

GROUNDWATER QUALITY DATA
RFI REPORT
FORMER MANUAL TRANSMISSIONS OF MUNCIE FACILITY
MUNCIE, INDIANA

AOI		*AOI 16*	*AOI 16*	*AOI 16*	*AOI 16*	*AOI 16*	*AOI 16*	*AOI 16*
Sample Location		*MW-26*	*MW-26*	*MW-26*	*MW-26*	*MW-26*	*MW-26*	*MW-26*
Sample Identification		*MW-26*	*MW-26*	*MW-26*	*GW-17330-100902-EH-007*	*GW-072004-MR-006*	*GW-072004-MR-008*	*GW-017330-042705-TP-009*
Sample Date		*4/1/1999*	*10/1/2000*	*3/27/2001*	*10/9/2002*	*7/20/2004*	*7/20/2004*	*4/27/2005*
Sample Depth		*-*	*-*	*-*	*-*	*-*	*-*	*-*
Sample Depth								
	Units							
Metals								
Aluminum	ug/L	--	--	--	--	--	--	--
Antimony	ug/L	--	--	--	--	--	--	--
Arsenic	ug/L	--	--	--	--	--	--	--
Arsenic (dissolved)	ug/L	--	--	--	--	--	--	--
Barium	ug/L	--	--	--	--	--	--	--
Barium (dissolved)	ug/L	--	--	--	--	--	--	--
Beryllium	ug/L	--	--	--	--	--	--	--
Cadmium	ug/L	--	--	--	--	--	--	--
Cadmium (dissolved)	ug/L	--	--	--	--	--	--	--
Calcium	ug/L	--	--	--	--	--	--	--
Calcium (dissolved)	ug/L	--	--	--	--	--	--	--
Chromium	ug/L	--	--	--	--	--	--	--
Chromium (dissolved)	ug/L	--	--	--	--	--	--	--
Cobalt	ug/L	--	--	--	--	--	--	--
Copper	ug/L	--	--	--	--	--	--	--
Copper (dissolved)	ug/L	--	--	--	--	--	--	--
Iron	ug/L	--	--	--	--	--	--	--
Iron (dissolved)	ug/L	--	--	--	--	--	--	--
Lead	ug/L	--	--	--	--	--	--	--
Lead (dissolved)	ug/L	--	--	--	--	--	--	--
Magnesium	ug/L	--	--	--	--	--	--	--
Magnesium (dissolved)	ug/L	--	--	--	--	--	--	--
Manganese	ug/L	--	--	--	--	--	--	--
Manganese (dissolved)	ug/L	--	--	--	--	--	--	--
Mercury	ug/L	--	--	--	--	--	--	--
Mercury (dissolved)	ug/L	--	--	--	--	--	--	--
Nickel	ug/L	--	--	--	--	--	--	--
Nickel (dissolved)	ug/L	--	--	--	--	--	--	--
Potassium	ug/L	--	--	--	--	--	--	--
Selenium	ug/L	--	--	--	--	--	--	--
Selenium (dissolved)	ug/L	--	--	--	--	--	--	--
Silver	ug/L	--	--	--	--	--	--	--
Silver (dissolved)	ug/L	--	--	--	--	--	--	--
Sodium	ug/L	--	--	--	--	--	--	--
Thallium	ug/L	--	--	--	--	--	--	--
Vanadium	ug/L	--	--	--	--	--	--	--
Zinc	ug/L	--	--	--	--	--	--	--
Zinc (dissolved)	ug/L	--	--	--	--	--	--	--

APPENDIX G.3

GROUNDWATER QUALITY DATA
RFI REPORT
FORMER MANUAL TRANSMISSIONS OF MUNCIE FACILITY
MUNCIE, INDIANA

AOI		***AOI 16***	***AOI 16***	***AOI 16***	***AOI 16***	***AOI 16***	***AOI 16***	***AOI 16***
Sample Location		***MW-26***	***MW-26***	***MW-26***	***MW-26***	***MW-26***	***MW-26***	***MW-26***
Sample Identification		***MW-26***	***MW-26***	***MW-26***	***GW-17330-100902-EH-007***	***GW-072004-MR-006***	***GW-072004-MR-008***	***GW-017330-042705-TP-009***
Sample Date		***4/1/1999***	***10/1/2000***	***3/27/2001***	***10/9/2002***	***7/20/2004***	***7/20/2004***	***4/27/2005***
Sample Depth		***-***	***-***	***-***	***-***	***-***	***-***	***-***
Sample Depth								
	Units							
Gas								
Ethane	ug/L	--	--	--	--	--	--	--
Ethene	ug/L	--	--	--	--	--	--	--
Methane	ug/L	--	--	--	--	--	--	--
General Chemistry								
Alkalinity, bicarbonate	ug/L	--	--	--	--	--	--	--
Alkalinity, carbonate	ug/L	--	--	--	--	--	--	--
Bicarbonate (as CaCO3)	ug/L	--	--	--	--	--	--	--
Chloride	ug/L	--	--	--	--	--	--	--
Dissolved organic carbon (DOC)	ug/L	--	--	--	--	--	--	--
Hardness	ug/L	--	--	--	--	--	--	--
Hardness, carbonate	ug/L	--	--	--	--	--	--	--
Nitrate (as N)	ug/L	--	--	--	--	--	--	--
Nitrite (as N)	ug/L	--	--	--	--	--	--	--
pH	s.u.	--	--	--	--	--	--	--
Sulfate	ug/L	--	--	--	--	--	--	--
Sulfide	ug/L	--	--	--	--	--	--	--
Total dissolved solids (TDS)	ug/L	--	--	--	--	--	--	--
Total organic carbon (TOC)	ug/L	--	--	--	--	--	--	--

Notes

ug/L - Micrograms per litre
"-" - No value
U - Not detected at the associated reporting limit
J - Estimated concentration
UJ - Not detected; associated reporting limit is estimated
R - Rejected
s.u. - Standard units
nc - No criteria
ND - Non Detect (calculation)
BOLD[abc] Concentration exceeds associated screening level
IDEM Appendix A: Screening Levels Remedation Closure Guide - March 25, 2014
a - Exceeds IDEM residential tap screening levels
b - Exceeds IDEM residential vapor exposure screening levels
c - Exceeds IDEM commercial/industrial vapor screening levels

APPENDIX G.3

GROUNDWATER QUALITY DATA
RFI REPORT
FORMER MANUAL TRANSMISSIONS OF MUNCIE FACILITY
MUNCIE, INDIANA

AOI		*AOI 16*	*AOI 16*	*AOI 16*	*AOI 16*	*AOI 16*
Sample Location		*MW-26*	*MW-26*	*MW-26*	*MW-26*	*MW-26*
Sample Identification		*GW-017330-050906-NH-007*	*GW-017324-111208-NH-011*	*GW-17324-030310-GL-009*	*GW-17324-120711-EM-019*	*GW-017324-050214-SM-018*
Sample Date		*5/9/2006*	*11/12/2008*	*3/3/2010*	*12/7/2011*	*5/2/2014*
Sample Depth		-	-	-	-	-
Sample Depth						
	Units					
Volatile Organic Compounds (VOCs)						
Acetone	ug/L	130 U	170 U	--	290 U	6.2 J
Benzene	ug/L	13 U	17 U	--	29 U	3.3 U
Bromodichloromethane	ug/L	13 U	17 U	--	29 U	3.3 U
Bromoform	ug/L	13 U	17 U	--	29 U	3.3 U
Bromomethane (Methyl bromide)	ug/L	13 U	17 U	--	29 U	3.3 U
2-Butanone (Methyl ethyl ketone) (MEK)	ug/L	130 UJ	170 U	--	290 U	33 U
Carbon disulfide	ug/L	13 U	17 U	--	29 U	3.3 U
Carbon tetrachloride	ug/L	13 U	17 U	--	29 U	3.3 U
Chlorobenzene	ug/L	13 U	17 U	--	29 U	3.3 U
Chloroethane	ug/L	13 U	17 U	--	29 U	3.3 U
2-Chloroethyl vinyl ether	ug/L	--	--	--	--	--
Chloroform (Trichloromethane)	ug/L	13 U	17 U	--	29 U	3.3 U
Chloromethane (Methyl chloride)	ug/L	13 U	17 U	--	29 U	3.3 U
Cyclohexane	ug/L	--	17 U	--	29 U	3.3 U
1,2-Dibromo-3-chloropropane (DBCP)	ug/L	--	33 U	--	57 U	6.7 U
Dibromochloromethane	ug/L	13 U	17 U	--	29 U	3.3 U
1,2-Dibromoethane (Ethylene dibromide)	ug/L	--	17 U	--	29 U	3.3 U
1,2-Dichlorobenzene	ug/L	--	17 U	--	29 U	3.3 U
1,3-Dichlorobenzene	ug/L	--	17 U	--	29 U	3.3 U
1,4-Dichlorobenzene	ug/L	--	17 U	--	29 U	3.3 U
Dichlorodifluoromethane (CFC-12)	ug/L	--	17 U	--	29 U	3.3 U
1,1-Dichloroethane	ug/L	13 U	17 U	--	29 U	3.3 U
1,2-Dichloroethane	ug/L	13 U	17 U	--	29 U	3.3 U
1,2-Dichloroethene (total)	ug/L	--	--	--	--	--
1,1-Dichloroethene	ug/L	13 U	17 U	--	29 U	3.3 U
cis-1,2-Dichloroethene	ug/L	**430**[a]	**500**[a]	--	**550**[a]	**110**[a]
trans-1,2-Dichloroethene	ug/L	**170**[a]	**240**[a]	--	**270**[a]	74
1,2-Dichloropropane	ug/L	13 U	17 U	--	29 U	3.3 U
cis-1,3-Dichloropropene	ug/L	13 U	17 U	--	29 U	3.3 U
trans-1,3-Dichloropropene	ug/L	13 U	17 U	--	29 U	3.3 U
Ethylbenzene	ug/L	13 U	17 U	--	29 U	3.3 U
2-Hexanone	ug/L	130 UJ	170 U	--	290 U	33 U
Isopropyl benzene	ug/L	--	17 U	--	29 U	3.3 U
Methyl acetate	ug/L	--	170 U	--	290 U	33 U
Methyl cyclohexane	ug/L	--	17 U	--	29 U	3.3 U
Methyl tert butyl ether (MTBE)	ug/L	--	83 U	--	140 U	3.3 U
4-Methyl-2-pentanone (Methyl isobutyl ketone) (MIBK)	ug/L	130 UJ	170 U	--	290 U	33 U
Methylene chloride	ug/L	13 UJ	17 U	--	**33**[a]	3.3 U
Styrene	ug/L	13 U	17 U	--	29 U	3.3 U
VOCs (Continued)						

APPENDIX G.3

GROUNDWATER QUALITY DATA
RFI REPORT
FORMER MANUAL TRANSMISSIONS OF MUNCIE FACILITY
MUNCIE, INDIANA

AOI		*AOI 16*	*AOI 16*	*AOI 16*	*AOI 16*	*AOI 16*
Sample Location		***MW-26***	***MW-26***	***MW-26***	***MW-26***	***MW-26***
Sample Identification		***GW-017330-050906-NH-007***	***GW-017324-111208-NH-011***	***GW-17324-030310-GL-009***	***GW-17324-120711-EM-019***	***GW-017324-050214-SM-018***
Sample Date		***5/9/2006***	***11/12/2008***	***3/3/2010***	***12/7/2011***	***5/2/2014***
Sample Depth		***-***	***-***	***-***	***-***	***-***
Sample Depth						
	Units					
1,1,2,2-Tetrachloroethane	ug/L	13 U	17 U	--	29 U	3.3 U
Tetrachloroethene	ug/L	13 U	17 U	--	29 U	3.3 U
Toluene	ug/L	13 U	17 U	--	29 U	3.3 U
1,2,4-Trichlorobenzene	ug/L	--	17 U	--	29 U	3.3 U
1,1,1-Trichloroethane	ug/L	13 U	17 U	--	29 U	3.3 U
1,1,2-Trichloroethane	ug/L	13 U	17 U	--	29 U	3.3 U
Trichloroethene	ug/L	**380**[abc]	**380**[abc]	--	**320**[abc]	**26**[ab]
Trichlorofluoromethane (CFC-11)	ug/L	--	17 U	--	29 U	3.3 U
Trifluorotrichloroethane (Freon 113)	ug/L	--	17 U	--	29 U	3.3 U
Vinyl acetate	ug/L	--	--	--	--	--
Vinyl chloride	ug/L	13 U	17 U	--	29 U	3.3 U
Xylenes (total)	ug/L	27 U	33 U	--	57 U	6.7 U
Semi-Volatile Organic Compounds (SVOCs)						
Acenaphthene	ug/L	0.2 U	0.20 U	--	--	--
Acenaphthylene	ug/L	0.2 U	0.20 U	--	--	--
Acetonitrile	ug/L	--	--	--	--	--
Acetophenone	ug/L	1 U	1.0 U	--	--	--
2-Acetylaminofluorene	ug/L	--	--	--	--	--
Acrolein	ug/L	--	--	--	--	--
Acrylonitrile	ug/L	--	--	--	--	--
Allyl chloride	ug/L	--	--	--	--	--
4-Aminobiphenyl	ug/L	--	--	--	--	--
Aniline	ug/L	--	--	--	--	--
Anthracene	ug/L	0.2 U	0.20 U	--	--	--
Aramite	ug/L	--	--	--	--	--
Atrazine	ug/L	1 U	1.0 U	--	--	--
Benzaldehyde	ug/L	1 U	1.0 U	--	--	--
Benzidine	ug/L	--	--	--	--	--
Benzo(a)anthracene	ug/L	0.2 U	0.20 U	--	--	--
Benzo(a)pyrene	ug/L	0.2 U	0.20 U	--	--	--
Benzo(b)fluoranthene	ug/L	0.2 U	0.20 U	--	--	--
Benzo(g,h,i)perylene	ug/L	0.2 U	0.20 U	--	--	--
Benzo(k)fluoranthene	ug/L	0.2 U	0.20 U	--	--	--
Benzoic acid	ug/L	--	--	--	--	--
Benzyl alcohol	ug/L	--	--	--	--	--
Biphenyl (1,1-Biphenyl)	ug/L	1 U	1.0 U	--	--	--
4-Bromophenyl phenyl ether	ug/L	2 U	2.0 U	--	--	--
Butyl benzylphthalate (BBP)	ug/L	1 U	1.0 U	--	--	--
Caprolactam	ug/L	5 U	5.0 U	--	--	--
Carbazole	ug/L	1 U	1.0 U	--	--	--
4-Chloro-3-methylphenol	ug/L	2 U	2.0 U	--	--	--
4-Chloroaniline	ug/L	2 U	2.0 U	--	--	--
Chlorobenzilate	ug/L	--	--	--	--	--
bis(2-Chloroethoxy)methane	ug/L	1 U	1.0 U	--	--	--
bis(2-Chloroethyl)ether	ug/L	1 U	1.0 U	--	--	--

APPENDIX G.3

GROUNDWATER QUALITY DATA
RFI REPORT
FORMER MANUAL TRANSMISSIONS OF MUNCIE FACILITY
MUNCIE, INDIANA

AOI		*AOI 16*	*AOI 16*	*AOI 16*	*AOI 16*	*AOI 16*
Sample Location		***MW-26***	***MW-26***	***MW-26***	***MW-26***	***MW-26***
Sample Identification		***GW-017330-050906-NH-007***	***GW-017324-111208-NH-011***	***GW-17324-030310-GL-009***	***GW-17324-120711-EM-019***	***GW-017324-050214-SM-018***
Sample Date		***5/9/2006***	***11/12/2008***	***3/3/2010***	***12/7/2011***	***5/2/2014***
Sample Depth		***-***	***-***	***-***	***-***	***-***
Sample Depth						
	Units					
2-Chloronaphthalene	ug/L	1 U	1.0 U	--	--	--
2-Chlorophenol	ug/L	1 U	1.0 U	--	--	--
4-Chlorophenyl phenyl ether	ug/L	2 U	2.0 U	--	--	--
Chloroprene	ug/L	--	--	--	--	--
Chrysene	ug/L	0.2 U	0.20 U	--	--	--
Cresol isomers	ug/L	--	--	--	--	--
Diallate	ug/L	--	--	--	--	--
Dibenz(a,h)anthracene	ug/L	0.2 U	0.20 U	--	--	--
Dibenzofuran	ug/L	1 U	1.0 U	--	--	--
Dibromochloromethane	ug/L	--	--	--	--	--
Dibromomethane	ug/L	--	--	--	--	--
trans-1,4-Dichloro-2-butene	ug/L	--	--	--	--	--
3,3'-Dichlorobenzidine	ug/L	5 U	5.0 U	--	--	--
2,4-Dichlorophenol	ug/L	2 U	2.0 U	--	--	--
2,6-Dichlorophenol	ug/L	--	--	--	--	--
Diethyl phthalate	ug/L	1 U	1.0 U	--	--	--
Dimethoate	ug/L	--	--	--	--	--
Dimethyl phthalate	ug/L	1 U	1.0 U	--	--	--
p-Dimethylaminoazobenzene A	ug/L	--	--	--	--	--
7,12-Dimethylbenz(a)anthracene	ug/L	--	--	--	--	--
3,3-Dimethylbenzidine	ug/L	--	--	--	--	--
a,a-Dimethylphenethylamine	ug/L	--	--	--	--	--
2,4-Dimethylphenol	ug/L	2 U	2.0 U	--	--	--
Di-n-butylphthalate (DBP)	ug/L	1 U	1.0 U	--	--	--
4,6-Dinitro-2-methylphenol	ug/L	5 U	5.0 U	--	--	--
Dinitrobenzene, NOS	ug/L	--	--	--	--	--
2,4-Dinitrophenol	ug/L	5 UJ	5.0 U	--	--	--
2,4-Dinitrotoluene	ug/L	5 U	5.0 U	--	--	--
2,6-Dinitrotoluene	ug/L	5 U	5.0 U	--	--	--
Di-n-octyl phthalate (DnOP)	ug/L	1 U	1.0 U	--	--	--
1,4-Dioxane	ug/L	--	--	--	--	--
Diphenylamine	ug/L	--	--	--	--	--
1,2-Diphenylhydrazine	ug/L	--	--	--	--	--
Disulfoton	ug/L	--	--	--	--	--

APPENDIX G.3

GROUNDWATER QUALITY DATA
RFI REPORT
FORMER MANUAL TRANSMISSIONS OF MUNCIE FACILITY
MUNCIE, INDIANA

AOI		*AOI 16*	*AOI 16*	*AOI 16*	*AOI 16*	*AOI 16*
Sample Location		*MW-26*	*MW-26*	*MW-26*	*MW-26*	*MW-26*
Sample Identification		*GW-017330-050906-NH-007*	*GW-017324-111208-NH-011*	*GW-17324-030310-GL-009*	*GW-17324-120711-EM-019*	*GW-017324-050214-SM-018*
Sample Date		*5/9/2006*	*11/12/2008*	*3/3/2010*	*12/7/2011*	*5/2/2014*
Sample Depth		*-*	*-*	*-*	*-*	*-*
Sample Depth						
	Units					
SVOCs (Continued)						
Ethyl methacrylate	ug/L	--	--	--	--	--
Ethyl methanesulfonate	ug/L	--	--	--	--	--
bis(2-Ethylhexyl)phthalate (DEHP)	ug/L	3 U	2.0 U	--	--	--
Famphur	ug/L	--	--	--	--	--
Fluoranthene	ug/L	0.2 U	0.20 U	--	--	--
Fluorene	ug/L	0.2 U	0.20 U	--	--	--
Hexachlorobenzene	ug/L	0.2 U	0.20 U	--	--	--
Hexachlorobutadiene	ug/L	1 U	1.0 U	--	--	--
Hexachlorocyclopentadiene	ug/L	10 U	10 U	--	--	--
Hexachloroethane	ug/L	1 U	1.0 U	--	--	--
Hexachlorophene A	ug/L	--	--	--	--	--
Hexachloropropene	ug/L	--	--	--	--	--
Indeno(1,2,3-cd)pyrene	ug/L	0.2 U	0.20 U	--	--	--
Iodomethane	ug/L	--	--	--	--	--
Isodrin	ug/L	--	--	--	--	--
Isophorone	ug/L	1 U	1.0 U	--	--	--
Isosafrole	ug/L	--	--	--	--	--
Kepone	ug/L	--	--	--	--	--
Methapyrilene	ug/L	--	--	--	--	--
Methyl acrylonitrile	ug/L	--	--	--	--	--
Methyl methacrylate	ug/L	--	--	--	--	--
Methyl methanesulfonate	ug/L	--	--	--	--	--
Methyl parathion	ug/L	--	--	--	--	--
3-Methylcholanthrene	ug/L	--	--	--	--	--
2-Methylnaphthalene	ug/L	0.2 U	0.20 U	--	--	--
2-Methylphenol	ug/L	1 U	1.0 U	--	--	--
3&4-Methylphenol	ug/L	--	--	--	--	--
4-Methylphenol	ug/L	1 U	1.0 U	--	--	--
Naphthalene	ug/L	0.2 U	0.20 U	--	--	--
1,4-Naphthoquinone	ug/L	--	--	--	--	--
1-Naphthylamine	ug/L	--	--	--	--	--
2-Naphthylamine	ug/L	--	--	--	--	--
2-Nitroaniline	ug/L	2 U	2.0 U	--	--	--
3-Nitroaniline	ug/L	2 U	2.0 U	--	--	--
4-Nitroaniline	ug/L	2 U	2.0 U	--	--	--
Nitrobenzene	ug/L	1 U	1.0 U	--	--	--
2-Nitrophenol	ug/L	2 U	2.0 U	--	--	--
4-Nitrophenol	ug/L	5 U	5.0 U	--	--	--
4-Nitroquinoline-N-oxide	ug/L	--	--	--	--	--
N-Nitrosodi-n-butylamine	ug/L	--	--	--	--	--
N-Nitrosodi-n-propylamine	ug/L	1 U	1.0 U	--	--	--
N-Nitrosodiphenylamine	ug/L	1 U	1.0 U	--	--	--
N-Nitrosodiethylamine	ug/L	--	--	--	--	--
N-Nitrosodimethylamine	ug/L	--	--	--	--	--
N-Nitrosomethylethylamine	ug/L	--	--	--	--	--

APPENDIX G.3

GROUNDWATER QUALITY DATA
RFI REPORT
FORMER MANUAL TRANSMISSIONS OF MUNCIE FACILITY
MUNCIE, INDIANA

AOI		*AOI 16*	*AOI 16*	*AOI 16*	*AOI 16*	*AOI 16*
Sample Location		*MW-26*	*MW-26*	*MW-26*	*MW-26*	*MW-26*
Sample Identification		*GW-017330-050906-NH-007*	*GW-017324-111208-NH-011*	*GW-17324-030310-GL-009*	*GW-17324-120711-EM-019*	*GW-017324-050214-SM-018*
Sample Date		*5/9/2006*	*11/12/2008*	*3/3/2010*	*12/7/2011*	*5/2/2014*
Sample Depth		*-*	*-*	*-*	*-*	*-*
Sample Depth						
	Units					
SVOCs (Continued)						
N-Nitrosomorpholine	ug/L	--	--	--	--	--
N-Nitrosopiperidine	ug/L	--	--	--	--	--
N-Nitrosopyrrolidine	ug/L	--	--	--	--	--
2,2'-Oxybis(1-chloropropane) (bis(2-Chloroisopropyl) ether)	ug/L	1 U	1.0 U	--	--	--
Pentachlorobenzene	ug/L	--	--	--	--	--
Pentachloroethane	ug/L	--	--	--	--	--
Pentachloronitrobenzene	ug/L	--	--	--	--	--
Pentachlorophenol	ug/L	5 U	5.0 U	--	--	--
Phenacetin	ug/L	--	--	--	--	--
Phenanthrene	ug/L	0.2 U	0.20 U	--	--	--
Phenol	ug/L	1 U	1.0 U	--	--	--
p-Phenylenediamine	ug/L	--	--	--	--	--
Phorate	ug/L	--	--	--	--	--
2-Picoline	ug/L	--	--	--	--	--
Pronamide	ug/L	--	--	--	--	--
Propionitrile (ethyl cyanide)	ug/L	--	--	--	--	--
Pyrene	ug/L	0.2 U	0.20 U	--	--	--
Pyridine	ug/L	--	--	--	--	--
Safrole	ug/L	--	--	--	--	--
1,2,4,5-Tetrachlorobenzene	ug/L	--	--	--	--	--
1,1,1,2-Tetrachloroethane	ug/L	--	--	--	--	--
2,3,4,6-Tetrachlorophenol	ug/L	--	--	--	--	--
Thionazin (O,O-diethyl-O-2-pyrazinyl phosphorothioate)	ug/L	--	--	--	--	--
o-Toluidine A	ug/L	--	--	--	--	--
5-Nitro-2-toluidine	ug/L	--	--	--	--	--
2,4,5-Trichlorophenol	ug/L	5 U	5.0 U	--	--	--
2,4,6-Trichlorophenol	ug/L	5 U	5.0 U	--	--	--
1,2,3-Trichloropropane	ug/L	--	--	--	--	--
0,0,0-Triethylphosphorothioate	ug/L	--	--	--	--	--
1,3,5-Trinitrobenzene	ug/L	--	--	--	--	--
PCBs						
Aroclor-1016 (PCB-1016)	ug/L	--	--	0.50 U	--	--
Aroclor-1221 (PCB-1221)	ug/L	--	--	0.50 U	--	--
Aroclor-1232 (PCB-1232)	ug/L	--	--	0.50 U	--	--
Aroclor-1242 (PCB-1242)	ug/L	--	--	0.50 U	--	--
Aroclor-1248 (PCB-1248)	ug/L	--	--	0.50 U	--	--
Aroclor-1254 (PCB-1254)	ug/L	--	--	0.50 U	--	--
Aroclor-1260 (PCB-1260)	ug/L	--	--	0.50 U	--	--
Total PCBs	ug/L	--	--	ND	--	--
Total Petroleum Hydrocarbons (TPH)						
Total Petroleum Hydrocarbons - Purgeable (GRO)	ug/L	--	--	--	--	--

APPENDIX G.3

GROUNDWATER QUALITY DATA
RFI REPORT
FORMER MANUAL TRANSMISSIONS OF MUNCIE FACILITY
MUNCIE, INDIANA

AOI		*AOI 16*	*AOI 16*	*AOI 16*	*AOI 16*	*AOI 16*
Sample Location		*MW-26*	*MW-26*	*MW-26*	*MW-26*	*MW-26*
Sample Identification		*GW-017330-050906-NH-007*	*GW-017324-111208-NH-011*	*GW-17324-030310-GL-009*	*GW-17324-120711-EM-019*	*GW-017324-050214-SM-018*
Sample Date		*5/9/2006*	*11/12/2008*	*3/3/2010*	*12/7/2011*	*5/2/2014*
Sample Depth		*-*	*-*	*-*	*-*	*-*
Sample Depth						
	Units					
Metals						
Aluminum	ug/L	--	--	--	--	--
Antimony	ug/L	--	--	--	--	--
Arsenic	ug/L	10 U	10.0 U	--	--	--
Arsenic (dissolved)	ug/L	10 U	10.0 U	--	--	--
Barium	ug/L	107 J	200 U	--	--	--
Barium (dissolved)	ug/L	102 J	200 U	--	--	--
Beryllium	ug/L	--	--	--	--	--
Cadmium	ug/L	5 U	5.0 U	--	--	--
Cadmium (dissolved)	ug/L	5 U	5.0 U	--	--	--
Calcium	ug/L	--	--	--	--	--
Calcium (dissolved)	ug/L	--	--	--	--	--
Chromium	ug/L	3.2 J	10.0 U	--	--	--
Chromium (dissolved)	ug/L	10 U	10.0 U	--	--	--
Cobalt	ug/L	--	--	--	--	--
Copper	ug/L	--	--	--	--	--
Copper (dissolved)	ug/L	--	--	--	--	--
Iron	ug/L	--	--	--	--	--
Iron (dissolved)	ug/L	--	--	--	--	--
Lead	ug/L	3 U	3.3	15.0 U	--	--
Lead (dissolved)	ug/L	3 U	3.0 U	15.0 U	--	--
Magnesium	ug/L	--	--	--	--	--
Magnesium (dissolved)	ug/L	--	--	--	--	--
Manganese	ug/L	--	--	--	--	--
Manganese (dissolved)	ug/L	--	--	--	--	69
Mercury	ug/L	0.2 U	0.20 U	--	--	--
Mercury (dissolved)	ug/L	0.2 U	0.20 U	--	--	--
Nickel	ug/L	--	--	--	--	--
Nickel (dissolved)	ug/L	--	--	--	--	--
Potassium	ug/L	--	--	--	--	--
Selenium	ug/L	5 U	5.0 U	--	--	--
Selenium (dissolved)	ug/L	5 U	5.0 U	--	--	--
Silver	ug/L	10 U	10.0 U	--	--	--
Silver (dissolved)	ug/L	10 U	10.0 U	--	--	--
Sodium	ug/L	--	--	--	--	--
Thallium	ug/L	--	--	--	--	--
Vanadium	ug/L	--	--	--	--	--
Zinc	ug/L	--	--	--	--	--
Zinc (dissolved)	ug/L	--	--	--	--	--

APPENDIX G.3

GROUNDWATER QUALITY DATA
RFI REPORT
FORMER MANUAL TRANSMISSIONS OF MUNCIE FACILITY
MUNCIE, INDIANA

AOI		***AOI 16***	***AOI 16***	***AOI 16***	***AOI 16***	***AOI 16***
Sample Location		***MW-26***	***MW-26***	***MW-26***	***MW-26***	***MW-26***
Sample Identification		***GW-017330-050906-NH-007***	***GW-017324-111208-NH-011***	***GW-17324-030310-GL-009***	***GW-17324-120711-EM-019***	***GW-017324-050214-SM-018***
Sample Date		***5/9/2006***	***11/12/2008***	***3/3/2010***	***12/7/2011***	***5/2/2014***
Sample Depth		***-***	***-***	***-***	***-***	***-***
Sample Depth						
	Units					
Gas						
Ethane	ug/L	--	--	--	--	0.50 U
Ethene	ug/L	--	--	--	--	0.50 U
Methane	ug/L	--	--	--	--	14
General Chemistry						
Alkalinity, bicarbonate	ug/L	--	--	--	--	380000
Alkalinity, carbonate	ug/L	--	--	--	--	5000 U
Bicarbonate (as CaCO3)	ug/L	--	--	--	--	--
Chloride	ug/L	--	--	--	--	65000
Dissolved organic carbon (DOC)	ug/L	--	--	--	--	1800
Hardness	ug/L	--	--	--	--	--
Hardness, carbonate	ug/L	--	--	--	--	590000
Nitrate (as N)	ug/L	--	--	--	--	100 U
Nitrite (as N)	ug/L	--	--	--	--	100 U
pH	s.u.	--	--	--	--	--
Sulfate	ug/L	--	--	--	--	100000
Sulfide	ug/L	--	--	--	--	1000 U
Total dissolved solids (TDS)	ug/L	--	--	--	--	--
Total organic carbon (TOC)	ug/L	--	--	--	--	1900

Notes

ug/L - Micrograms per litre
"-" - No value
U - Not detected at the associated reporting limit
J - Estimated concentration
UJ - Not detected; associated reporting limit is estimated
R - Rejected
s.u. - Standard units
nc - No criteria
ND - Non Detect (calculation)
BOLD[abc] Concentration exceeds associated screening level
IDEM Appendix A: Screening Levels Remedation Closure Guide - March 25, 2014
a - Exceeds IDEM residential tap screening levels
b - Exceeds IDEM residential vapor exposure screening levels
c - Exceeds IDEM commercial/industrial vapor screening levels

APPENDIX G.3

GROUNDWATER QUALITY DATA
RFI REPORT
FORMER MANUAL TRANSMISSIONS OF MUNCIE FACILITY
MUNCIE, INDIANA

AOI		*AOI 16*	*AOI 16*	*AOI 16*	*AOI 16*	*AOI 16*	*AOI 16*	*AOI 16*	*AOI 16*	*AOI 16*	*AOI 16*
Sample Location		*MW-27*	*MW-27*	*MW-27*	*MW-27*	*MW-27*	*MW-27*	*MW-27*	*MW-27*	*MW-27*	*MW-27*
Sample Identification		*MW-27*	*MW-27*	*MW-27*	*MW-27*	*MW-27*	*MW-27*	*MW-27*	*MW-27*	*GW-17330-101002-EH-008*	*GW-072004-MR-007*
Sample Date		*1/1/1991*	*6/1/1994*	*5/1/1997*	*9/17/1997*	*10/1/1998*	*4/1/1999*	*10/1/2000*	*3/26/2001*	*10/10/2002*	*7/20/2004*
Sample Depth		-	-	-	-	-	-	-	-	-	-
Sample Depth											
	Units										
Volatile Organic Compounds (VOCs)											
Acetone	ug/L	U	U	U	U	U	U	U	U	25 UJ	10 U
Benzene	ug/L	U	U	U	U	U	U	U	U	1.0 U	1.0 U
Bromodichloromethane	ug/L	--	U	U	U	U	U	U	U	1.0 U	1.0 U
Bromoform	ug/L	--	--	--	--	--	--	--	--	1.0 U	1.0 U
Bromomethane (Methyl bromide)	ug/L	--	--	--	--	--	--	--	--	1.0 U	1.0 U
2-Butanone (Methyl ethyl ketone) (MEK)	ug/L	--	U	U	U	U	U	U	U	25 UJ	10 U
Carbon disulfide	ug/L	--	--	--	--	--	--	--	--	5.0 U	1.0 U
Carbon tetrachloride	ug/L	--	--	--	--	--	--	--	--	1.0 U	1.0 U
Chlorobenzene	ug/L	U	U	U	U	U	U	U	U	1.0 U	1.0 U
Chloroethane	ug/L	U	U	U	U	U	U	U	U	1.0 U	1.0 U
2-Chloroethyl vinyl ether	ug/L	U	U	U	U	U	U	U	--	--	--
Chloroform (Trichloromethane)	ug/L	U	U	U	U	U	U	U	U	1.0 U	1.0 U
Chloromethane (Methyl chloride)	ug/L	U	U	U	U	U	U	U	U	1.0 U	0.15 J
Cyclohexane	ug/L	--	--	--	--	--	--	--	--	1.0 U	1.0 U
1,2-Dibromo-3-chloropropane (DBCP)	ug/L	--	--	--	--	--	--	--	--	1.0 U	2.0 U
Dibromochloromethane	ug/L	--	--	--	--	--	--	--	--	1.0 U	1.0 U
1,2-Dibromoethane (Ethylene dibromide)	ug/L	--	--	--	--	--	--	--	--	1.0 U	1.0 U
1,2-Dichlorobenzene	ug/L	--	--	--	--	--	--	--	--	1.0 U	1.0 U
1,3-Dichlorobenzene	ug/L	--	--	--	--	--	--	--	--	1.0 U	1.0 U
1,4-Dichlorobenzene	ug/L	--	--	--	--	--	--	--	--	1.0 U	1.0 U
Dichlorodifluoromethane (CFC-12)	ug/L	--	--	--	--	--	--	--	--	1.0 U	1.0 U
1,1-Dichloroethane	ug/L	U	U	U	U	U	U	U	U	1.0 U	1.0 U
1,2-Dichloroethane	ug/L	U	U	U	U	U	U	U	U	1.0 U	1.0 U
1,2-Dichloroethene (total)	ug/L	U	U	U	U	U	U	U	--	--	--
1,1-Dichloroethene	ug/L	U	U	U	U	U	U	U	U	1.0 U	1.0 U
cis-1,2-Dichloroethene	ug/L	--	U	U	U	U	U	17	2.5	0.46 J	3.3
trans-1,2-Dichloroethene	ug/L	U	U	U	U	U	U	3.9	U	1.0 U	1.1
1,2-Dichloropropane	ug/L	--	--	--	--	--	--	--	--	1.0 U	1.0 U
cis-1,3-Dichloropropene	ug/L	--	--	--	--	--	--	--	--	1.0 U	1.0 U
trans-1,3-Dichloropropene	ug/L	--	--	--	--	--	--	--	--	1.0 U	1.0 U
Ethylbenzene	ug/L	U	U	U	U	U	U	U	U	1.0 U	1.0 U
2-Hexanone	ug/L	--	U	U	U	U	U	U	U	50 UJ	10 U
Isopropyl benzene	ug/L	--	--	--	--	--	--	--	--	5.0 U	1.0 U
Methyl acetate	ug/L	--	--	--	--	--	--	--	--	10 U	10 U
Methyl cyclohexane	ug/L	--	--	--	--	--	--	--	--	1.0 U	1.0 U
Methyl tert butyl ether (MTBE)	ug/L	--	--	--	--	--	--	--	--	5.0 U	5.0 U
4-Methyl-2-pentanone (Methyl isobutyl ketone) (MIBK)	ug/L	--	--	--	--	--	--	--	--	50 U	10 U
Methylene chloride	ug/L	U	U	U	U	8 J[a]	U	U	U	5.0 U	1.0 U
Styrene	ug/L	--	--	--	--	--	--	--	--	1.0 U	1.0 U
VOCs (Continued)											

APPENDIX G.3

GROUNDWATER QUALITY DATA
RFI REPORT
FORMER MANUAL TRANSMISSIONS OF MUNCIE FACILITY
MUNCIE, INDIANA

AOI		*AOI 16*	*AOI 16*	*AOI 16*	*AOI 16*	*AOI 16*	*AOI 16*	*AOI 16*	*AOI 16*	*AOI 16*	*AOI 16*
Sample Location		***MW-27***	***MW-27***	***MW-27***	***MW-27***	***MW-27***	***MW-27***	***MW-27***	***MW-27***	***MW-27***	***MW-27***
Sample Identification		***MW-27***	***MW-27***	***MW-27***	***MW-27***	***MW-27***	***MW-27***	***MW-27***	***MW-27***	***GW-17330-101002-EH-008***	***GW-072004-MR-007***
Sample Date		***1/1/1991***	***6/1/1994***	***5/1/1997***	***9/17/1997***	***10/1/1998***	***4/1/1999***	***10/1/2000***	***3/26/2001***	***10/10/2002***	***7/20/2004***
Sample Depth		-	-	-	-	-	-	-	-	-	-
Sample Depth											
	Units										
1,1,2,2-Tetrachloroethane	ug/L	--	--	--	--	--	--	--	--	1.0 U	1.0 U
Tetrachloroethene	ug/L	U	U	U	U	U	U	U	U	1.0 U	1.0 U
Toluene	ug/L	U	U	U	U	U	U	U	U	1.0 U	1.0 U
1,2,4-Trichlorobenzene	ug/L	--	--	--	--	--	--	--	--	5.0 U	1.0 U
1,1,1-Trichloroethane	ug/L	U	U	U	U	U	U	U	U	1.0 U	1.0 U
1,1,2-Trichloroethane	ug/L	--	--	--	--	--	--	--	--	1.0 U	1.0 U
Trichloroethene	ug/L	U	U	U	**6.7[a]**	U	U	**27 J[ab]**	4.8	1.0 U	**5.6[a]**
Trichlorofluoromethane (CFC-11)	ug/L	--	--	--	--	--	--	--	--	1.0 U	1.0 U
Trifluorotrichloroethane (Freon 113)	ug/L	--	--	--	--	--	--	--	--	1.0 U	1.0 U
Vinyl acetate	ug/L	--	--	--	--	--	--	--	--	--	--
Vinyl chloride	ug/L	U	U	U	U	U	U	U	U	1.0 U	1.0 U
Xylenes (total)	ug/L	U	U	U	U	U	U	U	U	3.0 U	2.0 U
Semi-Volatile Organic Compounds (SVOCs)											
Acenaphthene	ug/L	--	--	--	--	--	--	--	--	--	0.50 U
Acenaphthylene	ug/L	--	--	--	--	--	--	--	--	--	0.50 U
Acetonitrile	ug/L	--	--	--	--	--	--	--	--	--	--
Acetophenone	ug/L	--	--	--	--	--	--	--	--	--	--
2-Acetylaminofluorene	ug/L	--	--	--	--	--	--	--	--	--	--
Acrolein	ug/L	--	--	--	--	--	--	--	--	--	--
Acrylonitrile	ug/L	--	--	--	--	--	--	--	--	--	--
Allyl chloride	ug/L	--	--	--	--	--	--	--	--	--	--
4-Aminobiphenyl	ug/L	--	--	--	--	--	--	--	--	--	--
Aniline	ug/L	--	--	--	--	--	--	--	--	--	--
Anthracene	ug/L	--	--	--	--	--	--	--	--	--	0.10 U
Aramite	ug/L	--	--	--	--	--	--	--	--	--	--
Atrazine	ug/L	--	--	--	--	--	--	--	--	--	--
Benzaldehyde	ug/L	--	--	--	--	--	--	--	--	--	--
Benzidine	ug/L	--	--	--	--	--	--	--	--	--	--
Benzo(a)anthracene	ug/L	--	--	--	--	--	--	--	--	--	0.10 U
Benzo(a)pyrene	ug/L	--	--	--	--	--	--	--	--	--	0.10 U
Benzo(b)fluoranthene	ug/L	--	--	--	--	--	--	--	--	--	0.040 J
Benzo(g,h,i)perylene	ug/L	--	--	--	--	--	--	--	--	--	0.10 U
Benzo(k)fluoranthene	ug/L	--	--	--	--	--	--	--	--	--	0.10 U
Benzoic acid	ug/L	--	--	--	--	--	--	--	--	--	--
Benzyl alcohol	ug/L	--	--	--	--	--	--	--	--	--	--
Biphenyl (1,1-Biphenyl)	ug/L	--	--	--	--	--	--	--	--	--	--
4-Bromophenyl phenyl ether	ug/L	--	--	--	--	--	--	--	--	--	--
Butyl benzylphthalate (BBP)	ug/L	--	--	--	--	--	--	--	--	--	--
Caprolactam	ug/L	--	--	--	--	--	--	--	--	--	--
Carbazole	ug/L	--	--	--	--	--	--	--	--	--	--
4-Chloro-3-methylphenol	ug/L	--	--	--	--	--	--	--	--	--	--
4-Chloroaniline	ug/L	--	--	--	--	--	--	--	--	--	--
Chlorobenzilate	ug/L	--	--	--	--	--	--	--	--	--	--
bis(2-Chloroethoxy)methane	ug/L	--	--	--	--	--	--	--	--	--	--
bis(2-Chloroethyl)ether	ug/L	--	--	--	--	--	--	--	--	--	--

APPENDIX G.3

GROUNDWATER QUALITY DATA
RFI REPORT
FORMER MANUAL TRANSMISSIONS OF MUNCIE FACILITY
MUNCIE, INDIANA

AOI		*AOI 16*	*AOI 16*	*AOI 16*	*AOI 16*	*AOI 16*	*AOI 16*	*AOI 16*	*AOI 16*	*AOI 16*	*AOI 16*
Sample Location		*MW-27*	*MW-27*	*MW-27*	*MW-27*	*MW-27*	*MW-27*	*MW-27*	*MW-27*	*MW-27*	*MW-27*
Sample Identification		*MW-27*	*MW-27*	*MW-27*	*MW-27*	*MW-27*	*MW-27*	*MW-27*	*MW-27*	*GW-17330-101002-EH-008*	*GW-072004-MR-007*
Sample Date		*1/1/1991*	*6/1/1994*	*5/1/1997*	*9/17/1997*	*10/1/1998*	*4/1/1999*	*10/1/2000*	*3/26/2001*	*10/10/2002*	*7/20/2004*
Sample Depth		*-*	*-*	*-*	*-*	*-*	*-*	*-*	*-*	*-*	*-*
Sample Depth											
	Units										
2-Chloronaphthalene	ug/L	--	--	--	--	--	--	--	--	--	--
2-Chlorophenol	ug/L	--	--	--	--	--	--	--	--	--	--
4-Chlorophenyl phenyl ether	ug/L	--	--	--	--	--	--	--	--	--	--
Chloroprene	ug/L	--	--	--	--	--	--	--	--	--	--
Chrysene	ug/L	--	--	--	--	--	--	--	--	--	0.045 J
Cresol isomers	ug/L	--	--	--	--	--	--	--	--	--	--
Diallate	ug/L	--	--	--	--	--	--	--	--	--	--
Dibenz(a,h)anthracene	ug/L	--	--	--	--	--	--	--	--	--	0.10 U
Dibenzofuran	ug/L	--	--	--	--	--	--	--	--	--	--
Dibromochloromethane	ug/L	U	U	U	U	U	U	U	U	--	--
Dibromomethane	ug/L	--	--	--	--	--	--	--	--	--	--
trans-1,4-Dichloro-2-butene	ug/L	--	--	--	--	--	--	--	--	--	--
3,3'-Dichlorobenzidine	ug/L	--	--	--	--	--	--	--	--	--	--
2,4-Dichlorophenol	ug/L	--	--	--	--	--	--	--	--	--	--
2,6-Dichlorophenol	ug/L	--	--	--	--	--	--	--	--	--	--
Diethyl phthalate	ug/L	--	--	--	--	--	--	--	--	--	--
Dimethoate	ug/L	--	--	--	--	--	--	--	--	--	--
Dimethyl phthalate	ug/L	--	--	--	--	--	--	--	--	--	--
p-Dimethylaminoazobenzene A	ug/L	--	--	--	--	--	--	--	--	--	--
7,12-Dimethylbenz(a)anthracene	ug/L	--	--	--	--	--	--	--	--	--	--
3,3-Dimethylbenzidine	ug/L	--	--	--	--	--	--	--	--	--	--
a,a-Dimethylphenethylamine	ug/L	--	--	--	--	--	--	--	--	--	--
2,4-Dimethylphenol	ug/L	--	--	--	--	--	--	--	--	--	--
Di-n-butylphthalate (DBP)	ug/L	--	--	--	--	--	--	--	--	--	--
4,6-Dinitro-2-methylphenol	ug/L	--	--	--	--	--	--	--	--	--	--
Dinitrobenzene, NOS	ug/L	--	--	--	--	--	--	--	--	--	--
2,4-Dinitrophenol	ug/L	--	--	--	--	--	--	--	--	--	--
2,4-Dinitrotoluene	ug/L	--	--	--	--	--	--	--	--	--	--
2,6-Dinitrotoluene	ug/L	--	--	--	--	--	--	--	--	--	--
Di-n-octyl phthalate (DnOP)	ug/L	--	--	--	--	--	--	--	--	--	--
1,4-Dioxane	ug/L	--	--	--	--	--	--	--	--	--	--
Diphenylamine	ug/L	--	--	--	--	--	--	--	--	--	--
1,2-Diphenylhydrazine	ug/L	--	--	--	--	--	--	--	--	--	--
Disulfoton	ug/L	--	--	--	--	--	--	--	--	--	--

APPENDIX G.3

GROUNDWATER QUALITY DATA
RFI REPORT
FORMER MANUAL TRANSMISSIONS OF MUNCIE FACILITY
MUNCIE, INDIANA

AOI		*AOI 16*	*AOI 16*	*AOI 16*	*AOI 16*	*AOI 16*	*AOI 16*	*AOI 16*	*AOI 16*	*AOI 16*	*AOI 16*
Sample Location		*MW-27*	*MW-27*	*MW-27*	*MW-27*	*MW-27*	*MW-27*	*MW-27*	*MW-27*	*MW-27*	*MW-27*
Sample Identification		*MW-27*	*MW-27*	*MW-27*	*MW-27*	*MW-27*	*MW-27*	*MW-27*	*MW-27*	*GW-17330-101002-EH-008*	*GW-072004-MR-007*
Sample Date		*1/1/1991*	*6/1/1994*	*5/1/1997*	*9/17/1997*	*10/1/1998*	*4/1/1999*	*10/1/2000*	*3/26/2001*	*10/10/2002*	*7/20/2004*
Sample Depth		*-*	*-*	*-*	*-*	*-*	*-*	*-*	*-*	*-*	*-*
Sample Depth											
	Units										
SVOCs (Continued)											
Ethyl methacrylate	ug/L	--	--	--	--	--	--	--	--	--	--
Ethyl methanesulfonate	ug/L	--	--	--	--	--	--	--	--	--	--
bis(2-Ethylhexyl)phthalate (DEHP)	ug/L	--	--	--	--	--	--	--	--	--	--
Famphur	ug/L	--	--	--	--	--	--	--	--	--	--
Fluoranthene	ug/L	--	--	--	--	--	--	--	--	--	0.26
Fluorene	ug/L	--	--	--	--	--	--	--	--	--	0.10 U
Hexachlorobenzene	ug/L	--	--	--	--	--	--	--	--	--	--
Hexachlorobutadiene	ug/L	--	--	--	--	--	--	--	--	--	--
Hexachlorocyclopentadiene	ug/L	--	--	--	--	--	--	--	--	--	--
Hexachloroethane	ug/L	--	--	--	--	--	--	--	--	--	--
Hexachlorophene A	ug/L	--	--	--	--	--	--	--	--	--	--
Hexachloropropene	ug/L	--	--	--	--	--	--	--	--	--	--
Indeno(1,2,3-cd)pyrene	ug/L	--	--	--	--	--	--	--	--	--	0.10 U
Iodomethane	ug/L	--	--	--	--	--	--	--	--	--	--
Isodrin	ug/L	--	--	--	--	--	--	--	--	--	--
Isophorone	ug/L	--	--	--	--	--	--	--	--	--	--
Isosafrole	ug/L	--	--	--	--	--	--	--	--	--	--
Kepone	ug/L	--	--	--	--	--	--	--	--	--	--
Methapyrilene	ug/L	--	--	--	--	--	--	--	--	--	--
Methyl acrylonitrile	ug/L	--	--	--	--	--	--	--	--	--	--
Methyl methacrylate	ug/L	--	--	--	--	--	--	--	--	--	--
Methyl methanesulfonate	ug/L	--	--	--	--	--	--	--	--	--	--
Methyl parathion	ug/L	--	--	--	--	--	--	--	--	--	--
3-Methylcholanthrene	ug/L	--	--	--	--	--	--	--	--	--	--
2-Methylnaphthalene	ug/L	--	--	--	--	--	--	--	--	--	--
2-Methylphenol	ug/L	--	--	--	--	--	--	--	--	--	--
3&4-Methylphenol	ug/L	--	--	--	--	--	--	--	--	--	--
4-Methylphenol	ug/L	--	--	--	--	--	--	--	--	--	--
Naphthalene	ug/L	--	--	--	--	--	--	--	--	--	1.0 U
1,4-Naphthoquinone	ug/L	--	--	--	--	--	--	--	--	--	--
1-Naphthylamine	ug/L	--	--	--	--	--	--	--	--	--	--
2-Naphthylamine	ug/L	--	--	--	--	--	--	--	--	--	--
2-Nitroaniline	ug/L	--	--	--	--	--	--	--	--	--	--
3-Nitroaniline	ug/L	--	--	--	--	--	--	--	--	--	--
4-Nitroaniline	ug/L	--	--	--	--	--	--	--	--	--	--
Nitrobenzene	ug/L	--	--	--	--	--	--	--	--	--	--
2-Nitrophenol	ug/L	--	--	--	--	--	--	--	--	--	--
4-Nitrophenol	ug/L	--	--	--	--	--	--	--	--	--	--
4-Nitroquinoline-N-oxide	ug/L	--	--	--	--	--	--	--	--	--	--
N-Nitrosodi-n-butylamine	ug/L	--	--	--	--	--	--	--	--	--	--
N-Nitrosodi-n-propylamine	ug/L	--	--	--	--	--	--	--	--	--	--
N-Nitrosodiphenylamine	ug/L	--	--	--	--	--	--	--	--	--	--
N-Nitrosodiethylamine	ug/L	--	--	--	--	--	--	--	--	--	--
N-Nitrosodimethylamine	ug/L	--	--	--	--	--	--	--	--	--	--
N-Nitrosomethylethylamine	ug/L	--	--	--	--	--	--	--	--	--	--

APPENDIX G.3

GROUNDWATER QUALITY DATA
RFI REPORT
FORMER MANUAL TRANSMISSIONS OF MUNCIE FACILITY
MUNCIE, INDIANA

AOI		*AOI 16*	*AOI 16*	*AOI 16*	*AOI 16*	*AOI 16*	*AOI 16*	*AOI 16*	*AOI 16*	*AOI 16*	*AOI 16*
Sample Location		*MW-27*	*MW-27*	*MW-27*	*MW-27*	*MW-27*	*MW-27*	*MW-27*	*MW-27*	*MW-27*	*MW-27*
Sample Identification		*MW-27*	*MW-27*	*MW-27*	*MW-27*	*MW-27*	*MW-27*	*MW-27*	*MW-27*	*GW-17330-101002-EH-008*	*GW-072004-MR-007*
Sample Date		*1/1/1991*	*6/1/1994*	*5/1/1997*	*9/17/1997*	*10/1/1998*	*4/1/1999*	*10/1/2000*	*3/26/2001*	*10/10/2002*	*7/20/2004*
Sample Depth		*-*	*-*	*-*	*-*	*-*	*-*	*-*	*-*	*-*	*-*
Sample Depth											
	Units										
SVOCs (Continued)											
N-Nitrosomorpholine	ug/L	--	--	--	--	--	--	--	--	--	--
N-Nitrosopiperidine	ug/L	--	--	--	--	--	--	--	--	--	--
N-Nitrosopyrrolidine	ug/L	--	--	--	--	--	--	--	--	--	--
2,2'-Oxybis(1-chloropropane) (bis(2-Chloroisopropyl) ether)	ug/L	--	--	--	--	--	--	--	--	--	--
Pentachlorobenzene	ug/L	--	--	--	--	--	--	--	--	--	--
Pentachloroethane	ug/L	--	--	--	--	--	--	--	--	--	--
Pentachloronitrobenzene	ug/L	--	--	--	--	--	--	--	--	--	--
Pentachlorophenol	ug/L	--	--	--	--	--	--	--	--	--	--
Phenacetin	ug/L	--	--	--	--	--	--	--	--	--	--
Phenanthrene	ug/L	--	--	--	--	--	--	--	--	--	0.10 U
Phenol	ug/L	--	--	--	--	--	--	--	--	--	--
p-Phenylenediamine	ug/L	--	--	--	--	--	--	--	--	--	--
Phorate	ug/L	--	--	--	--	--	--	--	--	--	--
2-Picoline	ug/L	--	--	--	--	--	--	--	--	--	--
Pronamide	ug/L	--	--	--	--	--	--	--	--	--	--
Propionitrile (ethyl cyanide)	ug/L	--	--	--	--	--	--	--	--	--	--
Pyrene	ug/L	--	--	--	--	--	--	--	--	--	0.31
Pyridine	ug/L	--	--	--	--	--	--	--	--	--	--
Safrole	ug/L	--	--	--	--	--	--	--	--	--	--
1,2,4,5-Tetrachlorobenzene	ug/L	--	--	--	--	--	--	--	--	--	--
1,1,1,2-Tetrachloroethane	ug/L	--	--	--	--	--	--	--	--	--	--
2,3,4,6-Tetrachlorophenol	ug/L	--	--	--	--	--	--	--	--	--	--
Thionazin (O,O-diethyl-O-2-pyrazinyl phosphorothioate)	ug/L	--	--	--	--	--	--	--	--	--	--
o-Toluidine A	ug/L	--	--	--	--	--	--	--	--	--	--
5-Nitro-2-toluidine	ug/L	--	--	--	--	--	--	--	--	--	--
2,4,5-Trichlorophenol	ug/L	--	--	--	--	--	--	--	--	--	--
2,4,6-Trichlorophenol	ug/L	--	--	--	--	--	--	--	--	--	--
1,2,3-Trichloropropane	ug/L	--	--	--	--	--	--	--	--	--	--
0,0,0-Triethylphosphorothioate	ug/L	--	--	--	--	--	--	--	--	--	--
1,3,5-Trinitrobenzene	ug/L	--	--	--	--	--	--	--	--	--	--
PCBs											
Aroclor-1016 (PCB-1016)	ug/L	--	--	--	--	--	--	--	--	--	--
Aroclor-1221 (PCB-1221)	ug/L	--	--	--	--	--	--	--	--	--	--
Aroclor-1232 (PCB-1232)	ug/L	--	--	--	--	--	--	--	--	--	--
Aroclor-1242 (PCB-1242)	ug/L	--	--	--	--	--	--	--	--	--	--
Aroclor-1248 (PCB-1248)	ug/L	--	--	--	--	--	--	--	--	--	--
Aroclor-1254 (PCB-1254)	ug/L	--	--	--	--	--	--	--	--	--	--
Aroclor-1260 (PCB-1260)	ug/L	--	--	--	--	--	--	--	--	--	--
Total PCBs	ug/L	--	--	--	--	--	--	--	--	--	--
Total Petroleum Hydrocarbons (TPH)											
Total Petroleum Hydrocarbons - Purgeable (GRO)	ug/L	--	--	--	--	--	--	--	--	--	--

APPENDIX G.3

GROUNDWATER QUALITY DATA
RFI REPORT
FORMER MANUAL TRANSMISSIONS OF MUNCIE FACILITY
MUNCIE, INDIANA

AOI		*AOI 16*	*AOI 16*	*AOI 16*	*AOI 16*	*AOI 16*	*AOI 16*	*AOI 16*	*AOI 16*	*AOI 16*	*AOI 16*
Sample Location		*MW-27*	*MW-27*	*MW-27*	*MW-27*	*MW-27*	*MW-27*	*MW-27*	*MW-27*	*MW-27*	*MW-27*
Sample Identification		*MW-27*	*MW-27*	*MW-27*	*MW-27*	*MW-27*	*MW-27*	*MW-27*	*MW-27*	*GW-17330-101002-EH-008*	*GW-072004-MR-007*
Sample Date		*1/1/1991*	*6/1/1994*	*5/1/1997*	*9/17/1997*	*10/1/1998*	*4/1/1999*	*10/1/2000*	*3/26/2001*	*10/10/2002*	*7/20/2004*
Sample Depth		-	-	-	-	-	-	-	-	-	-
Sample Depth											
	Units										
Metals											
Aluminum	ug/L	--	--	--	--	--	--	--	--	--	--
Antimony	ug/L	--	--	--	--	--	--	--	--	--	--
Arsenic	ug/L	--	--	--	--	--	--	--	--	--	**12**[a]
Arsenic (dissolved)	ug/L	--	--	--	--	--	--	--	--	--	--
Barium	ug/L	--	--	--	--	--	--	--	--	--	190 J
Barium (dissolved)	ug/L	--	--	--	--	--	--	--	--	--	--
Beryllium	ug/L	--	--	--	--	--	--	--	--	--	--
Cadmium	ug/L	--	--	--	--	--	--	--	--	--	0.38 J
Cadmium (dissolved)	ug/L	--	--	--	--	--	--	--	--	--	--
Calcium	ug/L	--	--	--	--	--	--	--	--	--	--
Calcium (dissolved)	ug/L	--	--	--	--	--	--	--	--	--	--
Chromium	ug/L	--	--	--	--	--	--	--	--	--	10 U
Chromium (dissolved)	ug/L	--	--	--	--	--	--	--	--	--	--
Cobalt	ug/L	--	--	--	--	--	--	--	--	--	--
Copper	ug/L	--	--	--	--	--	--	--	--	--	--
Copper (dissolved)	ug/L	--	--	--	--	--	--	--	--	--	--
Iron	ug/L	--	--	--	--	--	--	--	--	--	--
Iron (dissolved)	ug/L	--	--	--	--	--	--	--	--	--	--
Lead	ug/L	--	--	--	--	--	--	--	--	--	3 U
Lead (dissolved)	ug/L	--	--	--	--	--	--	--	--	--	--
Magnesium	ug/L	--	--	--	--	--	--	--	--	--	--
Magnesium (dissolved)	ug/L	--	--	--	--	--	--	--	--	--	--
Manganese	ug/L	--	--	--	--	--	--	--	--	--	--
Manganese (dissolved)	ug/L	--	--	--	--	--	--	--	--	--	--
Mercury	ug/L	--	--	--	--	--	--	--	--	--	0.2 U
Mercury (dissolved)	ug/L	--	--	--	--	--	--	--	--	--	--
Nickel	ug/L	--	--	--	--	--	--	--	--	--	--
Nickel (dissolved)	ug/L	--	--	--	--	--	--	--	--	--	--
Potassium	ug/L	--	--	--	--	--	--	--	--	--	--
Selenium	ug/L	--	--	--	--	--	--	--	--	--	5 U
Selenium (dissolved)	ug/L	--	--	--	--	--	--	--	--	--	--
Silver	ug/L	--	--	--	--	--	--	--	--	--	10 U
Silver (dissolved)	ug/L	--	--	--	--	--	--	--	--	--	--
Sodium	ug/L	--	--	--	--	--	--	--	--	--	--
Thallium	ug/L	--	--	--	--	--	--	--	--	--	--
Vanadium	ug/L	--	--	--	--	--	--	--	--	--	--
Zinc	ug/L	--	--	--	--	--	--	--	--	--	--
Zinc (dissolved)	ug/L	--	--	--	--	--	--	--	--	--	--

APPENDIX G.3

GROUNDWATER QUALITY DATA
RFI REPORT
FORMER MANUAL TRANSMISSIONS OF MUNCIE FACILITY
MUNCIE, INDIANA

AOI		*AOI 16*	*AOI 16*	*AOI 16*	*AOI 16*	*AOI 16*	*AOI 16*	*AOI 16*	*AOI 16*	*AOI 16*	*AOI 16*
Sample Location		***MW-27***	***MW-27***	***MW-27***	***MW-27***	***MW-27***	***MW-27***	***MW-27***	***MW-27***	***MW-27***	***MW-27***
Sample Identification		***MW-27***	***MW-27***	***MW-27***	***MW-27***	***MW-27***	***MW-27***	***MW-27***	***MW-27***	***GW-17330-101002-EH-008***	***GW-072004-MR-007***
Sample Date		***1/1/1991***	***6/1/1994***	***5/1/1997***	***9/17/1997***	***10/1/1998***	***4/1/1999***	***10/1/2000***	***3/26/2001***	***10/10/2002***	***7/20/2004***
Sample Depth		*-*	*-*	*-*	*-*	*-*	*-*	*-*	*-*	*-*	*-*
Sample Depth											
	Units										
Gas											
Ethane	ug/L	--	--	--	--	--	--	--	--	--	--
Ethene	ug/L	--	--	--	--	--	--	--	--	--	--
Methane	ug/L	--	--	--	--	--	--	--	--	--	--
General Chemistry											
Alkalinity, bicarbonate	ug/L	--	--	--	--	--	--	--	--	--	--
Alkalinity, carbonate	ug/L	--	--	--	--	--	--	--	--	--	--
Bicarbonate (as CaCO3)	ug/L	--	--	--	--	--	--	--	--	--	--
Chloride	ug/L	--	--	--	--	--	--	--	--	--	--
Dissolved organic carbon (DOC)	ug/L	--	--	--	--	--	--	--	--	--	--
Hardness	ug/L	--	--	--	--	--	--	--	--	--	--
Hardness, carbonate	ug/L	--	--	--	--	--	--	--	--	--	--
Nitrate (as N)	ug/L	--	--	--	--	--	--	--	--	--	--
Nitrite (as N)	ug/L	--	--	--	--	--	--	--	--	--	--
pH	s.u.	--	--	--	--	--	--	--	--	--	--
Sulfate	ug/L	--	--	--	--	--	--	--	--	--	--
Sulfide	ug/L	--	--	--	--	--	--	--	--	--	--
Total dissolved solids (TDS)	ug/L	--	--	--	--	--	--	--	--	--	--
Total organic carbon (TOC)	ug/L	--	--	--	--	--	--	--	--	--	--

Notes
ug/L - Micrograms per litre
"-" - No value
U - Not detected at the associated reporting limit
J - Estimated concentration
UJ - Not detected; associated reporting limit is estimated
R - Rejected
s.u. - Standard units
nc - No criteria
ND - Non Detect (calculation)
BOLD[abc] Concentration exceeds associated screening level
IDEM Appendix A: Screening Levels Remedation Closure Guide - March 25, 2014
a - Exceeds IDEM residential tap screening levels
b - Exceeds IDEM residential vapor exposure screening levels
c - Exceeds IDEM commercial/industrial vapor screening levels

APPENDIX G.3

GROUNDWATER QUALITY DATA
RFI REPORT
FORMER MANUAL TRANSMISSIONS OF MUNCIE FACILITY
MUNCIE, INDIANA

AOI		*AOI 16*	*AOI 16*	*AOI 16*	*AOI 16*	*AOI 16*
Sample Location		*MW-27*	*MW-27*	*MW-27*	*MW-27*	*MW-27*
Sample Identification		*GW-017330-042705-TP-008*	*GW-017330-050906-PK-008*	*GW-017330-050906-PK-010*	*GW-017324-111208-NH-010*	*GW-17324-030210-GL-005*
Sample Date		*4/27/2005*	*5/9/2006*	*5/9/2006*	*11/12/2008*	*3/2/2010*
Sample Depth		*-*	*-*	*-*	*-*	*-*
Sample Depth						
	Units					
Volatile Organic Compounds (VOCs)						
Acetone	ug/L	10 UJ	10 U	10 U	10 U	--
Benzene	ug/L	1.0 U	1 U	1 U	1.0 U	--
Bromodichloromethane	ug/L	1.0 U	1 U	1 U	1.0 U	--
Bromoform	ug/L	1.0 U	1 U	1 U	1.0 U	--
Bromomethane (Methyl bromide)	ug/L	1.0 U	1 U	1 U	1.0 U	--
2-Butanone (Methyl ethyl ketone) (MEK)	ug/L	10 UJ	10 U	10 U	10 U	--
Carbon disulfide	ug/L	1.0 U	1 U	1 U	1.0 U	--
Carbon tetrachloride	ug/L	1.0 U	1 U	1 U	1.0 U	--
Chlorobenzene	ug/L	1.0 U	1 U	1 U	1.0 U	--
Chloroethane	ug/L	1.0 U	1 U	1 U	1.0 U	--
2-Chloroethyl vinyl ether	ug/L	--	--	--	--	--
Chloroform (Trichloromethane)	ug/L	1.0 U	1 U	1 U	1.0 U	--
Chloromethane (Methyl chloride)	ug/L	1.0 U	1 U	1 U	1.0 U	--
Cyclohexane	ug/L	1.0 U	--	--	1.0 U	--
1,2-Dibromo-3-chloropropane (DBCP)	ug/L	2.0 UJ	--	--	2.0 U	--
Dibromochloromethane	ug/L	1.0 U	1 U	1 U	1.0 U	--
1,2-Dibromoethane (Ethylene dibromide)	ug/L	1.0 U	--	--	1.0 U	--
1,2-Dichlorobenzene	ug/L	1.0 U	--	--	1.0 U	--
1,3-Dichlorobenzene	ug/L	1.0 U	--	--	1.0 U	--
1,4-Dichlorobenzene	ug/L	1.0 U	--	--	1.0 U	--
Dichlorodifluoromethane (CFC-12)	ug/L	1.0 U	--	--	1.0 U	--
1,1-Dichloroethane	ug/L	1.0 U	1 U	1 U	1.0 U	--
1,2-Dichloroethane	ug/L	1.0 U	1 U	1 U	1.0 U	--
1,2-Dichloroethene (total)	ug/L	--	--	--	--	--
1,1-Dichloroethene	ug/L	1.0 U	1 U	1 U	1.0 U	--
cis-1,2-Dichloroethene	ug/L	2.0	0.35 J	0.32 J	1.0 U	--
trans-1,2-Dichloroethene	ug/L	0.46 J	1 U	1 U	1.0 U	--
1,2-Dichloropropane	ug/L	1.0 U	1 U	1 U	1.0 U	--
cis-1,3-Dichloropropene	ug/L	1.0 U	1 U	1 U	1.0 U	--
trans-1,3-Dichloropropene	ug/L	1.0 U	1 U	1 U	1.0 U	--
Ethylbenzene	ug/L	1.0 U	1 U	1 U	1.0 U	--
2-Hexanone	ug/L	10 UJ	10 U	10 U	10 U	--
Isopropyl benzene	ug/L	1.0 U	--	--	1.0 U	--
Methyl acetate	ug/L	10 UJ	--	--	10 U	--
Methyl cyclohexane	ug/L	1.0 U	--	--	1.0 U	--
Methyl tert butyl ether (MTBE)	ug/L	5.0 UJ	--	--	5.0 U	--
4-Methyl-2-pentanone (Methyl isobutyl ketone) (MIBK)	ug/L	10 UJ	10 U	10 U	10 U	--
Methylene chloride	ug/L	1.0 U	1 UJ	1 UJ	1.0 U	--
Styrene	ug/L	1.0 U	1 U	1 U	1.0 U	--
VOCs (Continued)						

APPENDIX G.3

GROUNDWATER QUALITY DATA
RFI REPORT
FORMER MANUAL TRANSMISSIONS OF MUNCIE FACILITY
MUNCIE, INDIANA

AOI		*AOI 16*	*AOI 16*	*AOI 16*	*AOI 16*	*AOI 16*
Sample Location		*MW-27*	*MW-27*	*MW-27*	*MW-27*	*MW-27*
Sample Identification		*GW-017330-042705-TP-008*	*GW-017330-050906-PK-008*	*GW-017330-050906-PK-010*	*GW-017324-111208-NH-010*	*GW-17324-030210-GL-005*
Sample Date		*4/27/2005*	*5/9/2006*	*5/9/2006*	*11/12/2008*	*3/2/2010*
Sample Depth		*-*	*-*	*-*	*-*	*-*
Sample Depth						
	Units					
1,1,2,2-Tetrachloroethane	ug/L	1.0 U	1 U	1 U	1.0 U	--
Tetrachloroethene	ug/L	1.0 U	1 U	1 U	1.0 U	--
Toluene	ug/L	1.0 U	1 U	1 U	1.0 U	--
1,2,4-Trichlorobenzene	ug/L	1.0 U	--	--	1.0 U	--
1,1,1-Trichloroethane	ug/L	1.0 U	1 U	1 U	1.0 U	--
1,1,2-Trichloroethane	ug/L	1.0 U	1 U	1 U	1.0 U	--
Trichloroethene	ug/L	3.2	1 U	1 U	1.0 U	--
Trichlorofluoromethane (CFC-11)	ug/L	1.0 U	--	--	1.0 U	--
Trifluorotrichloroethane (Freon 113)	ug/L	1.0 U	--	--	1.0 U	--
Vinyl acetate	ug/L	--	--	--	--	--
Vinyl chloride	ug/L	1.0 U	1 U	1 U	1.0 U	--
Xylenes (total)	ug/L	2.0 U	2 U	2 U	2.0 U	--
Semi-Volatile Organic Compounds (SVOCs)						
Acenaphthene	ug/L	0.50 U	0.2 U	0.2 U	0.20 U	--
Acenaphthylene	ug/L	2.0 U	0.2 U	0.2 U	0.20 U	--
Acetonitrile	ug/L	--	--	--	--	--
Acetophenone	ug/L	--	1 U	1 U	1.0 U	--
2-Acetylaminofluorene	ug/L	--	--	--	--	--
Acrolein	ug/L	--	--	--	--	--
Acrylonitrile	ug/L	--	--	--	--	--
Allyl chloride	ug/L	--	--	--	--	--
4-Aminobiphenyl	ug/L	--	--	--	--	--
Aniline	ug/L	--	--	--	--	--
Anthracene	ug/L	0.10 U	0.2 U	0.2 U	0.20 U	--
Aramite	ug/L	--	--	--	--	--
Atrazine	ug/L	--	1 U	1 U	1.0 U	--
Benzaldehyde	ug/L	--	1 U	1 U	1.0 U	--
Benzidine	ug/L	--	--	--	--	--
Benzo(a)anthracene	ug/L	0.10 U	0.2 U	0.2 U	0.20 U	--
Benzo(a)pyrene	ug/L	0.10 U	0.2 U	0.2 U	0.20 U	--
Benzo(b)fluoranthene	ug/L	0.10 U	0.2 U	**0.4**[a]	0.29	--
Benzo(g,h,i)perylene	ug/L	0.10 UJ	0.2 U	0.2 U	0.20	--
Benzo(k)fluoranthene	ug/L	0.10 U	0.2 U	0.2 U	0.20 U	--
Benzoic acid	ug/L	--	--	--	--	--
Benzyl alcohol	ug/L	--	--	--	--	--
Biphenyl (1,1-Biphenyl)	ug/L	--	1 U	1 U	1.0 U	--
4-Bromophenyl phenyl ether	ug/L	--	2 U	2 U	2.0 U	--
Butyl benzylphthalate (BBP)	ug/L	--	1 U	1 U	1.0 U	--
Caprolactam	ug/L	--	5 U	5 U	5.0 U	--
Carbazole	ug/L	--	1 U	1 U	1.0 U	--
4-Chloro-3-methylphenol	ug/L	--	2 U	2 U	2.0 U	--
4-Chloroaniline	ug/L	--	2 U	2 U	2.0 U	--
Chlorobenzilate	ug/L	--	--	--	--	--
bis(2-Chloroethoxy)methane	ug/L	--	1 U	1 U	1.0 U	--
bis(2-Chloroethyl)ether	ug/L	--	1 U	1 U	1.0 U	--

APPENDIX G.3

GROUNDWATER QUALITY DATA
RFI REPORT
FORMER MANUAL TRANSMISSIONS OF MUNCIE FACILITY
MUNCIE, INDIANA

AOI		*AOI 16*	*AOI 16*	*AOI 16*	*AOI 16*	*AOI 16*
Sample Location		*MW-27*	*MW-27*	*MW-27*	*MW-27*	*MW-27*
Sample Identification		*GW-017330-042705-TP-008*	*GW-017330-050906-PK-008*	*GW-017330-050906-PK-010*	*GW-017324-111208-NH-010*	*GW-17324-030210-GL-005*
Sample Date		*4/27/2005*	*5/9/2006*	*5/9/2006*	*11/12/2008*	*3/2/2010*
Sample Depth		*-*	*-*	*-*	*-*	*-*
Sample Depth						
	Units					
2-Chloronaphthalene	ug/L	--	1 U	1 U	1.0 U	--
2-Chlorophenol	ug/L	--	1 U	1 U	1.0 U	--
4-Chlorophenyl phenyl ether	ug/L	--	2 U	2 U	2.0 U	--
Chloroprene	ug/L	--	--	--	--	--
Chrysene	ug/L	0.071 J	0.2 U	0.33	0.20 U	--
Cresol isomers	ug/L	--	--	--	--	--
Diallate	ug/L	--	--	--	--	--
Dibenz(a,h)anthracene	ug/L	0.10 U	0.2 U	0.2 U	0.20 U	--
Dibenzofuran	ug/L	--	1 U	1 U	1.0 U	--
Dibromochloromethane	ug/L	--	--	--	--	--
Dibromomethane	ug/L	--	--	--	--	--
trans-1,4-Dichloro-2-butene	ug/L	--	--	--	--	--
3,3'-Dichlorobenzidine	ug/L	--	5 U	5 U	5.0 U	--
2,4-Dichlorophenol	ug/L	--	2 U	2 U	2.0 U	--
2,6-Dichlorophenol	ug/L	--	--	--	--	--
Diethyl phthalate	ug/L	--	1 U	1 U	1.0 U	--
Dimethoate	ug/L	--	--	--	--	--
Dimethyl phthalate	ug/L	--	1 U	1 U	1.0 U	--
p-Dimethylaminoazobenzene A	ug/L	--	--	--	--	--
7,12-Dimethylbenz(a)anthracene	ug/L	--	--	--	--	--
3,3-Dimethylbenzidine	ug/L	--	--	--	--	--
a,a-Dimethylphenethylamine	ug/L	--	--	--	--	--
2,4-Dimethylphenol	ug/L	--	2 U	2 U	2.0 U	--
Di-n-butylphthalate (DBP)	ug/L	--	1 U	1 U	1.0 U	--
4,6-Dinitro-2-methylphenol	ug/L	--	5 U	5 U	5.0 U	--
Dinitrobenzene, NOS	ug/L	--	--	--	--	--
2,4-Dinitrophenol	ug/L	--	5 UJ	5 UJ	5.0 U	--
2,4-Dinitrotoluene	ug/L	--	5 U	5 U	5.0 U	--
2,6-Dinitrotoluene	ug/L	--	5 U	5 U	5.0 U	--
Di-n-octyl phthalate (DnOP)	ug/L	--	1 U	1 U	1.0 U	--
1,4-Dioxane	ug/L	--	--	--	--	--
Diphenylamine	ug/L	--	--	--	--	--
1,2-Diphenylhydrazine	ug/L	--	--	--	--	--
Disulfoton	ug/L	--	--	--	--	--

APPENDIX G.3

GROUNDWATER QUALITY DATA
RFI REPORT
FORMER MANUAL TRANSMISSIONS OF MUNCIE FACILITY
MUNCIE, INDIANA

AOI		*AOI 16*	*AOI 16*	*AOI 16*	*AOI 16*	*AOI 16*
Sample Location		*MW-27*	*MW-27*	*MW-27*	*MW-27*	*MW-27*
Sample Identification		*GW-017330-042705-TP-008*	*GW-017330-050906-PK-008*	*GW-017330-050906-PK-010*	*GW-017324-111208-NH-010*	*GW-17324-030210-GL-005*
Sample Date		*4/27/2005*	*5/9/2006*	*5/9/2006*	*11/12/2008*	*3/2/2010*
Sample Depth		*-*	*-*	*-*	*-*	*-*
Sample Depth						
	Units					
SVOCs (Continued)						
Ethyl methacrylate	ug/L	--	--	--	--	--
Ethyl methanesulfonate	ug/L	--	--	--	--	--
bis(2-Ethylhexyl)phthalate (DEHP)	ug/L	--	1.6 U	1 U	2.3 U	--
Famphur	ug/L	--	--	--	--	--
Fluoranthene	ug/L	0.10 UJ	0.2 U	0.52	0.20 U	--
Fluorene	ug/L	0.10 U	0.2 U	0.2 U	0.20 U	--
Hexachlorobenzene	ug/L	--	0.2 U	0.2 U	0.20 U	--
Hexachlorobutadiene	ug/L	--	1 U	1 U	1.0 U	--
Hexachlorocyclopentadiene	ug/L	--	10 U	10 U	10 U	--
Hexachloroethane	ug/L	--	1 U	1 U	1.0 U	--
Hexachlorophene A	ug/L	--	--	--	--	--
Hexachloropropene	ug/L	--	--	--	--	--
Indeno(1,2,3-cd)pyrene	ug/L	0.10 UJ	0.2 U	0.2 U	**0.66**[a]	--
Iodomethane	ug/L	--	--	--	--	--
Isodrin	ug/L	--	--	--	--	--
Isophorone	ug/L	--	1 U	1 U	1.0 U	--
Isosafrole	ug/L	--	--	--	--	--
Kepone	ug/L	--	--	--	--	--
Methapyrilene	ug/L	--	--	--	--	--
Methyl acrylonitrile	ug/L	--	--	--	--	--
Methyl methacrylate	ug/L	--	--	--	--	--
Methyl methanesulfonate	ug/L	--	--	--	--	--
Methyl parathion	ug/L	--	--	--	--	--
3-Methylcholanthrene	ug/L	--	--	--	--	--
2-Methylnaphthalene	ug/L	--	0.2 U	0.2 U	0.20 U	--
2-Methylphenol	ug/L	--	1 U	1 U	1.0 U	--
3&4-Methylphenol	ug/L	--	--	--	--	--
4-Methylphenol	ug/L	--	1 U	1 U	1.0 U	--
Naphthalene	ug/L	1.0 U	0.2 U	0.2 U	0.20 U	--
1,4-Naphthoquinone	ug/L	--	--	--	--	--
1-Naphthylamine	ug/L	--	--	--	--	--
2-Naphthylamine	ug/L	--	--	--	--	--
2-Nitroaniline	ug/L	--	2 U	2 UJ	2.0 U	--
3-Nitroaniline	ug/L	--	2 U	2 U	2.0 U	--
4-Nitroaniline	ug/L	--	2 U	2 U	2.0 U	--
Nitrobenzene	ug/L	--	1 U	1 U	1.0 U	--
2-Nitrophenol	ug/L	--	2 U	2 U	2.0 U	--
4-Nitrophenol	ug/L	--	5 U	5 UJ	5.0 U	--
4-Nitroquinoline-N-oxide	ug/L	--	--	--	--	--
N-Nitrosodi-n-butylamine	ug/L	--	--	--	--	--
N-Nitrosodi-n-propylamine	ug/L	--	1 U	1 UJ	1.0 U	--
N-Nitrosodiphenylamine	ug/L	--	1 U	1 U	1.0 U	--
N-Nitrosodiethylamine	ug/L	--	--	--	--	--
N-Nitrosodimethylamine	ug/L	--	--	--	--	--
N-Nitrosomethylethylamine	ug/L	--	--	--	--	--

APPENDIX G.3

GROUNDWATER QUALITY DATA
RFI REPORT
FORMER MANUAL TRANSMISSIONS OF MUNCIE FACILITY
MUNCIE, INDIANA

AOI		*AOI 16*	*AOI 16*	*AOI 16*	*AOI 16*	*AOI 16*
Sample Location		*MW-27*	*MW-27*	*MW-27*	*MW-27*	*MW-27*
Sample Identification		*GW-017330-042705-TP-008*	*GW-017330-050906-PK-008*	*GW-017330-050906-PK-010*	*GW-017324-111208-NH-010*	*GW-17324-030210-GL-005*
Sample Date		*4/27/2005*	*5/9/2006*	*5/9/2006*	*11/12/2008*	*3/2/2010*
Sample Depth		*-*	*-*	*-*	*-*	*-*
Sample Depth						
	Units					
SVOCs (Continued)						
N-Nitrosomorpholine	ug/L	--	--	--	--	--
N-Nitrosopiperidine	ug/L	--	--	--	--	--
N-Nitrosopyrrolidine	ug/L	--	--	--	--	--
2,2'-Oxybis(1-chloropropane) (bis(2-Chloroisopropyl) ether)	ug/L	--	1 U	1 U	1.0 U	--
Pentachlorobenzene	ug/L	--	--	--	--	--
Pentachloroethane	ug/L	--	--	--	--	--
Pentachloronitrobenzene	ug/L	--	--	--	--	--
Pentachlorophenol	ug/L	--	5 U	5 U	5.0 U	--
Phenacetin	ug/L	--	--	--	--	--
Phenanthrene	ug/L	0.10 U	0.2 U	0.2 U	0.20 U	--
Phenol	ug/L	--	1 U	1 U	1.0 U	--
p-Phenylenediamine	ug/L	--	--	--	--	--
Phorate	ug/L	--	--	--	--	--
2-Picoline	ug/L	--	--	--	--	--
Pronamide	ug/L	--	--	--	--	--
Propionitrile (ethyl cyanide)	ug/L	--	--	--	--	--
Pyrene	ug/L	0.10 U	0.2 U	0.43	0.20 U	--
Pyridine	ug/L	--	--	--	--	--
Safrole	ug/L	--	--	--	--	--
1,2,4,5-Tetrachlorobenzene	ug/L	--	--	--	--	--
1,1,1,2-Tetrachloroethane	ug/L	--	--	--	--	--
2,3,4,6-Tetrachlorophenol	ug/L	--	--	--	--	--
Thionazin (O,O-diethyl-O-2-pyrazinyl phosphorothioate)	ug/L	--	--	--	--	--
o-Toluidine A	ug/L	--	--	--	--	--
5-Nitro-2-toluidine	ug/L	--	--	--	--	--
2,4,5-Trichlorophenol	ug/L	--	5 U	5 U	5.0 U	--
2,4,6-Trichlorophenol	ug/L	--	5 U	5 U	5.0 U	--
1,2,3-Trichloropropane	ug/L	--	--	--	--	--
0,0,0-Triethylphosphorothioate	ug/L	--	--	--	--	--
1,3,5-Trinitrobenzene	ug/L	--	--	--	--	--
PCBs						
Aroclor-1016 (PCB-1016)	ug/L	--	--	--	--	0.50 U
Aroclor-1221 (PCB-1221)	ug/L	--	--	--	--	0.50 U
Aroclor-1232 (PCB-1232)	ug/L	--	--	--	--	0.50 U
Aroclor-1242 (PCB-1242)	ug/L	--	--	--	--	0.50 U
Aroclor-1248 (PCB-1248)	ug/L	--	--	--	--	0.50 U
Aroclor-1254 (PCB-1254)	ug/L	--	--	--	--	0.50 U
Aroclor-1260 (PCB-1260)	ug/L	--	--	--	--	0.50 U
Total PCBs	ug/L	--	--	--	--	ND
Total Petroleum Hydrocarbons (TPH)						
Total Petroleum Hydrocarbons - Purgeable (GRO)	ug/L	--	--	--	--	--

APPENDIX G.3

GROUNDWATER QUALITY DATA
RFI REPORT
FORMER MANUAL TRANSMISSIONS OF MUNCIE FACILITY
MUNCIE, INDIANA

AOI		*AOI 16*	*AOI 16*	*AOI 16*	*AOI 16*	*AOI 16*
Sample Location		*MW-27*	*MW-27*	*MW-27*	*MW-27*	*MW-27*
Sample Identification		*GW-017330-042705-TP-008*	*GW-017330-050906-PK-008*	*GW-017330-050906-PK-010*	*GW-017324-111208-NH-010*	*GW-17324-030210-GL-005*
Sample Date		*4/27/2005*	*5/9/2006*	*5/9/2006*	*11/12/2008*	*3/2/2010*
Sample Depth		*-*	*-*	*-*	*-*	*-*
Sample Depth						
	Units					
Metals						
Aluminum	ug/L	--	--	--	--	--
Antimony	ug/L	--	--	--	--	--
Arsenic	ug/L	**11**[a]	**11.7**[a]	**11.3**[a]	**14.8**[a]	--
Arsenic (dissolved)	ug/L	--	8.5 J	**10.5**[a]	10.0 U	--
Barium	ug/L	170 J	175 J	179 J	200 U	--
Barium (dissolved)	ug/L	--	182 J	173 J	200 U	--
Beryllium	ug/L	--	--	--	--	--
Cadmium	ug/L	5 U	5 U	5 U	5.0 U	--
Cadmium (dissolved)	ug/L	--	5 U	5 U	5.0 U	--
Calcium	ug/L	--	--	--	--	--
Calcium (dissolved)	ug/L	--	--	--	--	--
Chromium	ug/L	10 U	2.3 J	1.7 J	10.0 U	--
Chromium (dissolved)	ug/L	--	10 U	10 U	10.0 U	--
Cobalt	ug/L	--	--	--	--	--
Copper	ug/L	--	--	--	--	--
Copper (dissolved)	ug/L	--	--	--	--	--
Iron	ug/L	--	--	--	--	--
Iron (dissolved)	ug/L	--	--	--	--	--
Lead	ug/L	3.6	2.3 J	2.3 J	**21.6**[a]	15.0 U
Lead (dissolved)	ug/L	--	3 U	3 U	3.0 U	15.0 U
Magnesium	ug/L	--	--	--	--	--
Magnesium (dissolved)	ug/L	--	--	--	--	--
Manganese	ug/L	--	--	--	--	--
Manganese (dissolved)	ug/L	--	--	--	--	--
Mercury	ug/L	0.2 U	0.2 U	0.2 U	0.20 U	--
Mercury (dissolved)	ug/L	--	0.2 U	0.2 U	0.20 U	--
Nickel	ug/L	--	--	--	--	--
Nickel (dissolved)	ug/L	--	--	--	--	--
Potassium	ug/L	--	--	--	--	--
Selenium	ug/L	5 U	5 U	5 U	5.0 U	--
Selenium (dissolved)	ug/L	--	5 U	5 U	5.0 U	--
Silver	ug/L	10 U	10 U	10 U	10.0 U	--
Silver (dissolved)	ug/L	--	10 U	10 U	10.0 U	--
Sodium	ug/L	--	--	--	--	--
Thallium	ug/L	--	--	--	--	--
Vanadium	ug/L	--	--	--	--	--
Zinc	ug/L	--	--	--	--	--
Zinc (dissolved)	ug/L	--	--	--	--	--

APPENDIX G.3

GROUNDWATER QUALITY DATA
RFI REPORT
FORMER MANUAL TRANSMISSIONS OF MUNCIE FACILITY
MUNCIE, INDIANA

AOI		***AOI 16***	***AOI 16***	***AOI 16***	***AOI 16***	***AOI 16***
Sample Location		***MW-27***	***MW-27***	***MW-27***	***MW-27***	***MW-27***
Sample Identification		***GW-017330-042705-TP-008***	***GW-017330-050906-PK-008***	***GW-017330-050906-PK-010***	***GW-017324-111208-NH-010***	***GW-17324-030210-GL-005***
Sample Date		***4/27/2005***	***5/9/2006***	***5/9/2006***	***11/12/2008***	***3/2/2010***
Sample Depth		***-***	***-***	***-***	***-***	***-***
Sample Depth						
	Units					
Gas						
Ethane	ug/L	--	--	--	--	--
Ethene	ug/L	--	--	--	--	--
Methane	ug/L	--	--	--	--	--
General Chemistry						
Alkalinity, bicarbonate	ug/L	--	--	--	--	--
Alkalinity, carbonate	ug/L	--	--	--	--	--
Bicarbonate (as CaCO3)	ug/L	--	--	--	--	--
Chloride	ug/L	--	--	--	--	--
Dissolved organic carbon (DOC)	ug/L	--	--	--	--	--
Hardness	ug/L	--	--	--	--	--
Hardness, carbonate	ug/L	--	--	--	--	--
Nitrate (as N)	ug/L	--	--	--	--	--
Nitrite (as N)	ug/L	--	--	--	--	--
pH	s.u.	--	--	--	--	--
Sulfate	ug/L	--	--	--	--	--
Sulfide	ug/L	--	--	--	--	--
Total dissolved solids (TDS)	ug/L	--	--	--	--	--
Total organic carbon (TOC)	ug/L	--	--	--	--	--

Notes

ug/L - Micrograms per litre
"-" - No value
U - Not detected at the associated reporting limit
J - Estimated concentration
UJ - Not detected; associated reporting limit is estimated
R - Rejected
s.u. - Standard units
nc - No criteria
ND - Non Detect (calculation)
BOLD[abc] Concentration exceeds associated screening level
IDEM Appendix A: Screening Levels Remedation Closure Guide - March 25, 2014
a - Exceeds IDEM residential tap screening levels
b - Exceeds IDEM residential vapor exposure screening levels
c - Exceeds IDEM commercial/industrial vapor screening levels

APPENDIX G.3

GROUNDWATER QUALITY DATA
RFI REPORT
FORMER MANUAL TRANSMISSIONS OF MUNCIE FACILITY
MUNCIE, INDIANA

AOI		*AOI 16*	*AOI 16*	*AOI 16*	*AOI 16*	*AOI 16*	*AOI 16*	*AOI 16*	*AOI 16*	*AOI 16*
Sample Location		*MW-27*	*MW-27*	*MW-28*	*MW-28*	*MW-28*	*MW-28*	*MW-28*	*MW-28*	*MW-28*
Sample Identification		*GW-17324-120711-EM-018*	*GW-017324-050114-SM-014*	*MW-28*	*MW-28*	*MW-28*	*MW-28*	*MW-28*	*MW-28*	*MW-28*
Sample Date		*12/7/2011*	*5/1/2014*	*1/1/1991*	*6/1/1994*	*3/20/1996*	*5/1/1997*	*9/18/1997*	*10/1/1998*	*4/1/1999*
Sample Depth		-	-	-	-	-	-	-	-	-
Sample Depth										
	Units									
Volatile Organic Compounds (VOCs)										
Acetone	ug/L	10 U	10 U	U	U	U	U	U	U	U
Benzene	ug/L	1.0 U	1.0 U	U	3	U	U	U	U	U
Bromodichloromethane	ug/L	1.0 U	1.0 U	--	U	U	U	U	U	U
Bromoform	ug/L	1.0 U	1.0 U	--	--	--	--	--	--	--
Bromomethane (Methyl bromide)	ug/L	1.0 U	1.0 U	--	--	--	--	--	--	--
2-Butanone (Methyl ethyl ketone) (MEK)	ug/L	10 U	10 U	--	U	U	U	U	U	U
Carbon disulfide	ug/L	1.0 U	1.0 U	--	--	--	--	--	--	--
Carbon tetrachloride	ug/L	1.0 U	1.0 U	--	--	--	--	--	--	--
Chlorobenzene	ug/L	1.0 U	1.0 U	U	3	U	U	U	U	U
Chloroethane	ug/L	1.0 U	1.0 U	U	U	U	U	U	U	U
2-Chloroethyl vinyl ether	ug/L	--	--	U	U	U	U	U	U	U
Chloroform (Trichloromethane)	ug/L	1.0 U	1.0 U	U	U	U	U	U	U	U
Chloromethane (Methyl chloride)	ug/L	1.0 U	1.0 U	U	U	U	U	U	U	U
Cyclohexane	ug/L	1.0 U	1.0 U	--	--	--	--	--	--	--
1,2-Dibromo-3-chloropropane (DBCP)	ug/L	2.0 U	2.0 U	--	--	--	--	--	--	--
Dibromochloromethane	ug/L	1.0 U	1.0 U	--	--	--	--	--	--	--
1,2-Dibromoethane (Ethylene dibromide)	ug/L	1.0 U	1.0 U	--	--	--	--	--	--	--
1,2-Dichlorobenzene	ug/L	1.0 U	1.0 U	--	--	--	--	--	--	--
1,3-Dichlorobenzene	ug/L	1.0 U	1.0 U	--	--	--	--	--	--	--
1,4-Dichlorobenzene	ug/L	1.0 U	1.0 U	--	--	--	--	--	--	--
Dichlorodifluoromethane (CFC-12)	ug/L	1.0 U	1.0 U	--	--	--	--	--	--	--
1,1-Dichloroethane	ug/L	1.0 U	1.0 U	U	U	3	6.3	U	U	U
1,2-Dichloroethane	ug/L	1.0 U	1.0 U	U	2	U	U	U	U	U
1,2-Dichloroethene (total)	ug/L	--	--	U	U	U	U	U	U	U
1,1-Dichloroethene	ug/L	1.0 U	1.0 U	U	U	0.4	U	U	U	U
cis-1,2-Dichloroethene	ug/L	1.4	0.42 J	--	U	U	U	U	U	U
trans-1,2-Dichloroethene	ug/L	0.41 J	1.0 U	U	U	U	U	U	U	U
1,2-Dichloropropane	ug/L	1.0 U	1.0 U	--	--	--	--	--	--	--
cis-1,3-Dichloropropene	ug/L	1.0 U	1.0 U	--	--	--	--	--	--	--
trans-1,3-Dichloropropene	ug/L	1.0 U	1.0 U	--	--	--	--	--	--	--
Ethylbenzene	ug/L	1.0 U	1.0 U	U	U	U	U	U	U	U
2-Hexanone	ug/L	10 U	10 U	--	U	U	U	U	U	U
Isopropyl benzene	ug/L	1.0 U	1.0 U	--	--	--	--	--	--	--
Methyl acetate	ug/L	10 U	10 U	--	--	--	--	--	--	--
Methyl cyclohexane	ug/L	1.0 U	1.0 U	--	--	--	--	--	--	--
Methyl tert butyl ether (MTBE)	ug/L	5.0 U	1.0 U	--	--	--	--	--	--	--
4-Methyl-2-pentanone (Methyl isobutyl ketone) (MIBK)	ug/L	10 U	10 U	--	--	--	--	--	--	--
Methylene chloride	ug/L	1.0 U	1.0 U	U	U	U	U	U	**9 J[a]**	U
Styrene	ug/L	1.0 U	1.0 U	--	--	--	--	--	--	--
VOCs (Continued)										

APPENDIX G.3

GROUNDWATER QUALITY DATA
RFI REPORT
FORMER MANUAL TRANSMISSIONS OF MUNCIE FACILITY
MUNCIE, INDIANA

AOI		*AOI 16*	*AOI 16*	*AOI 16*	*AOI 16*	*AOI 16*	*AOI 16*	*AOI 16*	*AOI 16*	*AOI 16*
Sample Location		*MW-27*	*MW-27*	*MW-28*	*MW-28*	*MW-28*	*MW-28*	*MW-28*	*MW-28*	*MW-28*
Sample Identification		*GW-17324-120711-EM-018*	*GW-017324-050114-SM-014*	*MW-28*	*MW-28*	*MW-28*	*MW-28*	*MW-28*	*MW-28*	*MW-28*
Sample Date		*12/7/2011*	*5/1/2014*	*1/1/1991*	*6/1/1994*	*3/20/1996*	*5/1/1997*	*9/18/1997*	*10/1/1998*	*4/1/1999*
Sample Depth		-	-	-	-	-	-	-	-	-
Sample Depth										
	Units									
1,1,2,2-Tetrachloroethane	ug/L	1.0 U	1.0 U	--	--	--	--	--	--	--
Tetrachloroethene	ug/L	1.0 U	1.0 U	U	U	U	U	U	U	U
Toluene	ug/L	1.0 U	1.0 U	U	2	U	U	U	U	U
1,2,4-Trichlorobenzene	ug/L	1.0 U	1.0 U	--	--	--	--	--	--	--
1,1,1-Trichloroethane	ug/L	1.0 U	1.0 U	U	U	U	U	U	U	U
1,1,2-Trichloroethane	ug/L	1.0 U	1.0 U	--	--	--	--	--	--	--
Trichloroethene	ug/L	0.83 J	1.0 U	U	3	U	U	**6.7[a]**	U	U
Trichlorofluoromethane (CFC-11)	ug/L	1.0 U	1.0 U	--	--	--	--	--	--	--
Trifluorotrichloroethane (Freon 113)	ug/L	1.0 U	1.0 U	--	--	--	--	--	--	--
Vinyl acetate	ug/L	--	--	--	--	--	--	--	--	--
Vinyl chloride	ug/L	1.0 U	1.0 U	U	U	U	U	U	U	U
Xylenes (total)	ug/L	2.0 U	2.0 U	U	U	U	U	U	U	U
Semi-Volatile Organic Compounds (SVOCs)										
Acenaphthene	ug/L	--	--	--	--	--	--	--	--	--
Acenaphthylene	ug/L	--	--	--	--	--	--	--	--	--
Acetonitrile	ug/L	--	--	--	--	--	--	--	--	--
Acetophenone	ug/L	--	--	--	--	--	--	--	--	--
2-Acetylaminofluorene	ug/L	--	--	--	--	--	--	--	--	--
Acrolein	ug/L	--	--	--	--	--	--	--	--	--
Acrylonitrile	ug/L	--	--	--	--	--	--	--	--	--
Allyl chloride	ug/L	--	--	--	--	--	--	--	--	--
4-Aminobiphenyl	ug/L	--	--	--	--	--	--	--	--	--
Aniline	ug/L	--	--	--	--	--	--	--	--	--
Anthracene	ug/L	--	--	--	--	--	--	--	--	--
Aramite	ug/L	--	--	--	--	--	--	--	--	--
Atrazine	ug/L	--	--	--	--	--	--	--	--	--
Benzaldehyde	ug/L	--	--	--	--	--	--	--	--	--
Benzidine	ug/L	--	--	--	--	--	--	--	--	--
Benzo(a)anthracene	ug/L	--	--	--	--	--	--	--	--	--
Benzo(a)pyrene	ug/L	--	--	--	--	--	--	--	--	--
Benzo(b)fluoranthene	ug/L	--	--	--	--	--	--	--	--	--
Benzo(g,h,i)perylene	ug/L	--	--	--	--	--	--	--	--	--
Benzo(k)fluoranthene	ug/L	--	--	--	--	--	--	--	--	--
Benzoic acid	ug/L	--	--	--	--	--	--	--	--	--
Benzyl alcohol	ug/L	--	--	--	--	--	--	--	--	--
Biphenyl (1,1-Biphenyl)	ug/L	--	--	--	--	--	--	--	--	--
4-Bromophenyl phenyl ether	ug/L	--	--	--	--	--	--	--	--	--
Butyl benzylphthalate (BBP)	ug/L	--	--	--	--	--	--	--	--	--
Caprolactam	ug/L	--	--	--	--	--	--	--	--	--
Carbazole	ug/L	--	--	--	--	--	--	--	--	--
4-Chloro-3-methylphenol	ug/L	--	--	--	--	--	--	--	--	--
4-Chloroaniline	ug/L	--	--	--	--	--	--	--	--	--
Chlorobenzilate	ug/L	--	--	--	--	--	--	--	--	--
bis(2-Chloroethoxy)methane	ug/L	--	--	--	--	--	--	--	--	--
bis(2-Chloroethyl)ether	ug/L	--	--	--	--	--	--	--	--	--

APPENDIX G.3

GROUNDWATER QUALITY DATA
RFI REPORT
FORMER MANUAL TRANSMISSIONS OF MUNCIE FACILITY
MUNCIE, INDIANA

AOI		*AOI 16*	*AOI 16*	*AOI 16*	*AOI 16*	*AOI 16*	*AOI 16*	*AOI 16*	*AOI 16*	*AOI 16*
Sample Location		*MW-27*	*MW-27*	*MW-28*	*MW-28*	*MW-28*	*MW-28*	*MW-28*	*MW-28*	*MW-28*
Sample Identification		*GW-17324-120711-EM-018*	*GW-017324-050114-SM-014*	*MW-28*	*MW-28*	*MW-28*	*MW-28*	*MW-28*	*MW-28*	*MW-28*
Sample Date		*12/7/2011*	*5/1/2014*	*1/1/1991*	*6/1/1994*	*3/20/1996*	*5/1/1997*	*9/18/1997*	*10/1/1998*	*4/1/1999*
Sample Depth		-	-	-	-	-	-	-	-	-
Sample Depth										
	Units									
2-Chloronaphthalene	ug/L	--	--	--	--	--	--	--	--	--
2-Chlorophenol	ug/L	--	--	--	--	--	--	--	--	--
4-Chlorophenyl phenyl ether	ug/L	--	--	--	--	--	--	--	--	--
Chloroprene	ug/L	--	--	--	--	--	--	--	--	--
Chrysene	ug/L	--	--	--	--	--	--	--	--	--
Cresol isomers	ug/L	--	--	--	--	--	--	--	--	--
Diallate	ug/L	--	--	--	--	--	--	--	--	--
Dibenz(a,h)anthracene	ug/L	--	--	--	--	--	--	--	--	--
Dibenzofuran	ug/L	--	--	--	--	--	--	--	--	--
Dibromochloromethane	ug/L	--	--	U	U	U	U	U	U	U
Dibromomethane	ug/L	--	--	--	--	--	--	--	--	--
trans-1,4-Dichloro-2-butene	ug/L	--	--	--	--	--	--	--	--	--
3,3'-Dichlorobenzidine	ug/L	--	--	--	--	--	--	--	--	--
2,4-Dichlorophenol	ug/L	--	--	--	--	--	--	--	--	--
2,6-Dichlorophenol	ug/L	--	--	--	--	--	--	--	--	--
Diethyl phthalate	ug/L	--	--	--	--	--	--	--	--	--
Dimethoate	ug/L	--	--	--	--	--	--	--	--	--
Dimethyl phthalate	ug/L	--	--	--	--	--	--	--	--	--
p-Dimethylaminoazobenzene A	ug/L	--	--	--	--	--	--	--	--	--
7,12-Dimethylbenz(a)anthracene	ug/L	--	--	--	--	--	--	--	--	--
3,3-Dimethylbenzidine	ug/L	--	--	--	--	--	--	--	--	--
a,a-Dimethylphenethylamine	ug/L	--	--	--	--	--	--	--	--	--
2,4-Dimethylphenol	ug/L	--	--	--	--	--	--	--	--	--
Di-n-butylphthalate (DBP)	ug/L	--	--	--	--	--	--	--	--	--
4,6-Dinitro-2-methylphenol	ug/L	--	--	--	--	--	--	--	--	--
Dinitrobenzene, NOS	ug/L	--	--	--	--	--	--	--	--	--
2,4-Dinitrophenol	ug/L	--	--	--	--	--	--	--	--	--
2,4-Dinitrotoluene	ug/L	--	--	--	--	--	--	--	--	--
2,6-Dinitrotoluene	ug/L	--	--	--	--	--	--	--	--	--
Di-n-octyl phthalate (DnOP)	ug/L	--	--	--	--	--	--	--	--	--
1,4-Dioxane	ug/L	--	--	--	--	--	--	--	--	--
Diphenylamine	ug/L	--	--	--	--	--	--	--	--	--
1,2-Diphenylhydrazine	ug/L	--	--	--	--	--	--	--	--	--
Disulfoton	ug/L	--	--	--	--	--	--	--	--	--

APPENDIX G.3

GROUNDWATER QUALITY DATA
RFI REPORT
FORMER MANUAL TRANSMISSIONS OF MUNCIE FACILITY
MUNCIE, INDIANA

AOI		*AOI 16*	*AOI 16*	*AOI 16*	*AOI 16*	*AOI 16*	*AOI 16*	*AOI 16*	*AOI 16*	*AOI 16*
Sample Location		*MW-27*	*MW-27*	*MW-28*	*MW-28*	*MW-28*	*MW-28*	*MW-28*	*MW-28*	*MW-28*
Sample Identification		*GW-17324-120711-EM-018*	*GW-017324-050114-SM-014*	*MW-28*	*MW-28*	*MW-28*	*MW-28*	*MW-28*	*MW-28*	*MW-28*
Sample Date		*12/7/2011*	*5/1/2014*	*1/1/1991*	*6/1/1994*	*3/20/1996*	*5/1/1997*	*9/18/1997*	*10/1/1998*	*4/1/1999*
Sample Depth		*-*	*-*	*-*	*-*	*-*	*-*	*-*	*-*	*-*
Sample Depth										
	Units									
SVOCs (Continued)										
Ethyl methacrylate	ug/L	--	--	--	--	--	--	--	--	--
Ethyl methanesulfonate	ug/L	--	--	--	--	--	--	--	--	--
bis(2-Ethylhexyl)phthalate (DEHP)	ug/L	--	--	--	--	--	--	--	--	--
Famphur	ug/L	--	--	--	--	--	--	--	--	--
Fluoranthene	ug/L	--	--	--	--	--	--	--	--	--
Fluorene	ug/L	--	--	--	--	--	--	--	--	--
Hexachlorobenzene	ug/L	--	--	--	--	--	--	--	--	--
Hexachlorobutadiene	ug/L	--	--	--	--	--	--	--	--	--
Hexachlorocyclopentadiene	ug/L	--	--	--	--	--	--	--	--	--
Hexachloroethane	ug/L	--	--	--	--	--	--	--	--	--
Hexachlorophene A	ug/L	--	--	--	--	--	--	--	--	--
Hexachloropropene	ug/L	--	--	--	--	--	--	--	--	--
Indeno(1,2,3-cd)pyrene	ug/L	--	--	--	--	--	--	--	--	--
Iodomethane	ug/L	--	--	--	--	--	--	--	--	--
Isodrin	ug/L	--	--	--	--	--	--	--	--	--
Isophorone	ug/L	--	--	--	--	--	--	--	--	--
Isosafrole	ug/L	--	--	--	--	--	--	--	--	--
Kepone	ug/L	--	--	--	--	--	--	--	--	--
Methapyrilene	ug/L	--	--	--	--	--	--	--	--	--
Methyl acrylonitrile	ug/L	--	--	--	--	--	--	--	--	--
Methyl methacrylate	ug/L	--	--	--	--	--	--	--	--	--
Methyl methanesulfonate	ug/L	--	--	--	--	--	--	--	--	--
Methyl parathion	ug/L	--	--	--	--	--	--	--	--	--
3-Methylcholanthrene	ug/L	--	--	--	--	--	--	--	--	--
2-Methylnaphthalene	ug/L	--	--	--	--	--	--	--	--	--
2-Methylphenol	ug/L	--	--	--	--	--	--	--	--	--
3&4-Methylphenol	ug/L	--	--	--	--	--	--	--	--	--
4-Methylphenol	ug/L	--	--	--	--	--	--	--	--	--
Naphthalene	ug/L	--	--	--	--	--	--	--	--	--
1,4-Naphthoquinone	ug/L	--	--	--	--	--	--	--	--	--
1-Naphthylamine	ug/L	--	--	--	--	--	--	--	--	--
2-Naphthylamine	ug/L	--	--	--	--	--	--	--	--	--
2-Nitroaniline	ug/L	--	--	--	--	--	--	--	--	--
3-Nitroaniline	ug/L	--	--	--	--	--	--	--	--	--
4-Nitroaniline	ug/L	--	--	--	--	--	--	--	--	--
Nitrobenzene	ug/L	--	--	--	--	--	--	--	--	--
2-Nitrophenol	ug/L	--	--	--	--	--	--	--	--	--
4-Nitrophenol	ug/L	--	--	--	--	--	--	--	--	--
4-Nitroquinoline-N-oxide	ug/L	--	--	--	--	--	--	--	--	--
N-Nitrosodi-n-butylamine	ug/L	--	--	--	--	--	--	--	--	--
N-Nitrosodi-n-propylamine	ug/L	--	--	--	--	--	--	--	--	--
N-Nitrosodiphenylamine	ug/L	--	--	--	--	--	--	--	--	--
N-Nitrosodiethylamine	ug/L	--	--	--	--	--	--	--	--	--
N-Nitrosodimethylamine	ug/L	--	--	--	--	--	--	--	--	--
N-Nitrosomethylethylamine	ug/L	--	--	--	--	--	--	--	--	--

APPENDIX G.3

GROUNDWATER QUALITY DATA
RFI REPORT
FORMER MANUAL TRANSMISSIONS OF MUNCIE FACILITY
MUNCIE, INDIANA

AOI		*AOI 16*	*AOI 16*	*AOI 16*	*AOI 16*	*AOI 16*	*AOI 16*	*AOI 16*	*AOI 16*	*AOI 16*
Sample Location		*MW-27*	*MW-27*	*MW-28*	*MW-28*	*MW-28*	*MW-28*	*MW-28*	*MW-28*	*MW-28*
Sample Identification		*GW-17324-120711-EM-018*	*GW-017324-050114-SM-014*	*MW-28*	*MW-28*	*MW-28*	*MW-28*	*MW-28*	*MW-28*	*MW-28*
Sample Date		*12/7/2011*	*5/1/2014*	*1/1/1991*	*6/1/1994*	*3/20/1996*	*5/1/1997*	*9/18/1997*	*10/1/1998*	*4/1/1999*
Sample Depth		-	-	-	-	-	-	-	-	-
Sample Depth										
	Units									
SVOCs (Continued)										
N-Nitrosomorpholine	ug/L	--	--	--	--	--	--	--	--	--
N-Nitrosopiperidine	ug/L	--	--	--	--	--	--	--	--	--
N-Nitrosopyrrolidine	ug/L	--	--	--	--	--	--	--	--	--
2,2'-Oxybis(1-chloropropane) (bis(2-Chloroisopropyl) ether)	ug/L	--	--	--	--	--	--	--	--	--
Pentachlorobenzene	ug/L	--	--	--	--	--	--	--	--	--
Pentachloroethane	ug/L	--	--	--	--	--	--	--	--	--
Pentachloronitrobenzene	ug/L	--	--	--	--	--	--	--	--	--
Pentachlorophenol	ug/L	--	--	--	--	--	--	--	--	--
Phenacetin	ug/L	--	--	--	--	--	--	--	--	--
Phenanthrene	ug/L	--	--	--	--	--	--	--	--	--
Phenol	ug/L	--	--	--	--	--	--	--	--	--
p-Phenylenediamine	ug/L	--	--	--	--	--	--	--	--	--
Phorate	ug/L	--	--	--	--	--	--	--	--	--
2-Picoline	ug/L	--	--	--	--	--	--	--	--	--
Pronamide	ug/L	--	--	--	--	--	--	--	--	--
Propionitrile (ethyl cyanide)	ug/L	--	--	--	--	--	--	--	--	--
Pyrene	ug/L	--	--	--	--	--	--	--	--	--
Pyridine	ug/L	--	--	--	--	--	--	--	--	--
Safrole	ug/L	--	--	--	--	--	--	--	--	--
1,2,4,5-Tetrachlorobenzene	ug/L	--	--	--	--	--	--	--	--	--
1,1,1,2-Tetrachloroethane	ug/L	--	--	--	--	--	--	--	--	--
2,3,4,6-Tetrachlorophenol	ug/L	--	--	--	--	--	--	--	--	--
Thionazin (O,O-diethyl-O-2-pyrazinyl phosphorothioate)	ug/L	--	--	--	--	--	--	--	--	--
o-Toluidine A	ug/L	--	--	--	--	--	--	--	--	--
5-Nitro-2-toluidine	ug/L	--	--	--	--	--	--	--	--	--
2,4,5-Trichlorophenol	ug/L	--	--	--	--	--	--	--	--	--
2,4,6-Trichlorophenol	ug/L	--	--	--	--	--	--	--	--	--
1,2,3-Trichloropropane	ug/L	--	--	--	--	--	--	--	--	--
0,0,0-Triethylphosphorothioate	ug/L	--	--	--	--	--	--	--	--	--
1,3,5-Trinitrobenzene	ug/L	--	--	--	--	--	--	--	--	--
PCBs										
Aroclor-1016 (PCB-1016)	ug/L	--	--	--	--	--	--	--	--	--
Aroclor-1221 (PCB-1221)	ug/L	--	--	--	--	--	--	--	--	--
Aroclor-1232 (PCB-1232)	ug/L	--	--	--	--	--	--	--	--	--
Aroclor-1242 (PCB-1242)	ug/L	--	--	--	--	--	--	--	--	--
Aroclor-1248 (PCB-1248)	ug/L	--	--	--	--	--	--	--	--	--
Aroclor-1254 (PCB-1254)	ug/L	--	--	--	--	--	--	--	--	--
Aroclor-1260 (PCB-1260)	ug/L	--	--	--	--	--	--	--	--	--
Total PCBs	ug/L	--	--	--	--	--	--	--	--	--
Total Petroleum Hydrocarbons (TPH)										
Total Petroleum Hydrocarbons - Purgeable (GRO)	ug/L	--	--	--	--	--	--	--	--	--

APPENDIX G.3

GROUNDWATER QUALITY DATA
RFI REPORT
FORMER MANUAL TRANSMISSIONS OF MUNCIE FACILITY
MUNCIE, INDIANA

AOI		*AOI 16*	*AOI 16*	*AOI 16*	*AOI 16*	*AOI 16*	*AOI 16*	*AOI 16*	*AOI 16*	*AOI 16*
Sample Location		*MW-27*	*MW-27*	*MW-28*	*MW-28*	*MW-28*	*MW-28*	*MW-28*	*MW-28*	*MW-28*
Sample Identification		*GW-17324-120711-EM-018*	*GW-017324-050114-SM-014*	*MW-28*	*MW-28*	*MW-28*	*MW-28*	*MW-28*	*MW-28*	*MW-28*
Sample Date		*12/7/2011*	*5/1/2014*	*1/1/1991*	*6/1/1994*	*3/20/1996*	*5/1/1997*	*9/18/1997*	*10/1/1998*	*4/1/1999*
Sample Depth		-	-	-	-	-	-	-	-	-
Sample Depth										
	Units									
Metals										
Aluminum	ug/L	--	--	--	--	--	--	--	--	--
Antimony	ug/L	--	--	--	--	--	--	--	--	--
Arsenic	ug/L	--	--	--	--	--	--	--	--	--
Arsenic (dissolved)	ug/L	--	--	--	--	--	--	--	--	--
Barium	ug/L	--	--	--	--	--	--	--	--	--
Barium (dissolved)	ug/L	--	--	--	--	--	--	--	--	--
Beryllium	ug/L	--	--	--	--	--	--	--	--	--
Cadmium	ug/L	--	--	--	--	--	--	--	--	--
Cadmium (dissolved)	ug/L	--	--	--	--	--	--	--	--	--
Calcium	ug/L	--	--	--	--	--	--	--	--	--
Calcium (dissolved)	ug/L	--	--	--	--	--	--	--	--	--
Chromium	ug/L	--	--	--	--	--	--	--	--	--
Chromium (dissolved)	ug/L	--	--	--	--	--	--	--	--	--
Cobalt	ug/L	--	--	--	--	--	--	--	--	--
Copper	ug/L	--	--	--	--	--	--	--	--	--
Copper (dissolved)	ug/L	--	--	--	--	--	--	--	--	--
Iron	ug/L	--	--	--	--	--	--	--	--	--
Iron (dissolved)	ug/L	--	--	--	--	--	--	--	--	--
Lead	ug/L	--	--	--	--	--	--	--	--	--
Lead (dissolved)	ug/L	--	--	--	--	--	--	--	--	--
Magnesium	ug/L	--	--	--	--	--	--	--	--	--
Magnesium (dissolved)	ug/L	--	--	--	--	--	--	--	--	--
Manganese	ug/L	--	--	--	--	--	--	--	--	--
Manganese (dissolved)	ug/L	--	--	--	--	--	--	--	--	--
Mercury	ug/L	--	--	--	--	--	--	--	--	--
Mercury (dissolved)	ug/L	--	--	--	--	--	--	--	--	--
Nickel	ug/L	--	--	--	--	--	--	--	--	--
Nickel (dissolved)	ug/L	--	--	--	--	--	--	--	--	--
Potassium	ug/L	--	--	--	--	--	--	--	--	--
Selenium	ug/L	--	--	--	--	--	--	--	--	--
Selenium (dissolved)	ug/L	--	--	--	--	--	--	--	--	--
Silver	ug/L	--	--	--	--	--	--	--	--	--
Silver (dissolved)	ug/L	--	--	--	--	--	--	--	--	--
Sodium	ug/L	--	--	--	--	--	--	--	--	--
Thallium	ug/L	--	--	--	--	--	--	--	--	--
Vanadium	ug/L	--	--	--	--	--	--	--	--	--
Zinc	ug/L	--	--	--	--	--	--	--	--	--
Zinc (dissolved)	ug/L	--	--	--	--	--	--	--	--	--

APPENDIX G.3

GROUNDWATER QUALITY DATA
RFI REPORT
FORMER MANUAL TRANSMISSIONS OF MUNCIE FACILITY
MUNCIE, INDIANA

AOI		***AOI 16***	***AOI 16***	***AOI 16***	***AOI 16***	***AOI 16***	***AOI 16***	***AOI 16***	***AOI 16***	***AOI 16***
Sample Location		***MW-27***	***MW-27***	***MW-28***	***MW-28***	***MW-28***	***MW-28***	***MW-28***	***MW-28***	***MW-28***
Sample Identification		***GW-17324-120711-EM-018***	***GW-017324-050114-SM-014***	***MW-28***	***MW-28***	***MW-28***	***MW-28***	***MW-28***	***MW-28***	***MW-28***
Sample Date		***12/7/2011***	***5/1/2014***	***1/1/1991***	***6/1/1994***	***3/20/1996***	***5/1/1997***	***9/18/1997***	***10/1/1998***	***4/1/1999***
Sample Depth		***-***	***-***	***-***	***-***	***-***	***-***	***-***	***-***	***-***
Sample Depth										
	Units									
Gas										
Ethane	ug/L	--	--	--	--	--	--	--	--	--
Ethene	ug/L	--	--	--	--	--	--	--	--	--
Methane	ug/L	--	--	--	--	--	--	--	--	--
General Chemistry										
Alkalinity, bicarbonate	ug/L	--	--	--	--	--	--	--	--	--
Alkalinity, carbonate	ug/L	--	--	--	--	--	--	--	--	--
Bicarbonate (as CaCO3)	ug/L	--	--	--	--	--	--	--	--	--
Chloride	ug/L	--	--	--	--	--	--	--	--	--
Dissolved organic carbon (DOC)	ug/L	--	--	--	--	--	--	--	--	--
Hardness	ug/L	--	--	--	--	--	--	--	--	--
Hardness, carbonate	ug/L	--	--	--	--	--	--	--	--	--
Nitrate (as N)	ug/L	--	--	--	--	--	--	--	--	--
Nitrite (as N)	ug/L	--	--	--	--	--	--	--	--	--
pH	s.u.	--	--	--	--	--	--	--	--	--
Sulfate	ug/L	--	--	--	--	--	--	--	--	--
Sulfide	ug/L	--	--	--	--	--	--	--	--	--
Total dissolved solids (TDS)	ug/L	--	--	--	--	--	--	--	--	--
Total organic carbon (TOC)	ug/L	--	--	--	--	--	--	--	--	--

Notes

ug/L - Micrograms per litre
"-" - No value
U - Not detected at the associated reporting limit
J - Estimated concentration
UJ - Not detected; associated reporting limit is estimated
R - Rejected
s.u. - Standard units
nc - No criteria
ND - Non Detect (calculation)
BOLD[abc] Concentration exceeds associated screening level
IDEM Appendix A: Screening Levels Remedation Closure Guide - March 25, 2014
a - Exceeds IDEM residential tap screening levels
b - Exceeds IDEM residential vapor exposure screening levels
c - Exceeds IDEM commercial/industrial vapor screening levels

APPENDIX G.3

GROUNDWATER QUALITY DATA
RFI REPORT
FORMER MANUAL TRANSMISSIONS OF MUNCIE FACILITY
MUNCIE, INDIANA

AOI		*AOI 16*	*AOI 16*	*AOI 16*	*AOI 16*	*AOI 16*	*AOI 16*
Sample Location		*MW-28*	*MW-28*	*MW-28*	*MW-28*	*MW-28*	*MW-28*
Sample Identification		*MW-28*	*MW-28*	*GW-17330-101002-EH-009*	*GW-072104-MR-009*	*GW-072104-MR-011*	*GW-017330-042705-TP-012*
Sample Date		*10/1/2000*	*3/28/2001*	*10/10/2002*	*7/21/2004*	*7/21/2004*	*4/27/2005*
Sample Depth		-	-	-	-	-	-
Sample Depth							
	Units						
Volatile Organic Compounds (VOCs)							
Acetone	ug/L	U	U	25 UJ	10 U	10 U	10 UJ
Benzene	ug/L	U	U	1.0 U	1.0 U	1.0 U	1.0 U
Bromodichloromethane	ug/L	U	U	1.0 U	1.0 U	1.0 U	1.0 U
Bromoform	ug/L	--	--	1.0 U	1.0 U	1.0 U	1.0 U
Bromomethane (Methyl bromide)	ug/L	--	--	1.0 U	1.0 U	1.0 U	1.0 U
2-Butanone (Methyl ethyl ketone) (MEK)	ug/L	U	U	25 U	10 U	10 U	10 UJ
Carbon disulfide	ug/L	--	--	5.0 U	1.0 U	1.0 U	1.0 U
Carbon tetrachloride	ug/L	--	--	1.0 U	1.0 U	1.0 U	1.0 U
Chlorobenzene	ug/L	U	U	1.0 U	1.0 U	1.0 U	1.0 U
Chloroethane	ug/L	U	U	1.0 U	1.0 U	1.0 U	1.0 U
2-Chloroethyl vinyl ether	ug/L	U	--	--	--	--	--
Chloroform (Trichloromethane)	ug/L	U	U	1.0 U	1.0 U	1.0 U	1.0 U
Chloromethane (Methyl chloride)	ug/L	U	U	1.0 U	1.0 U	1.0 U	1.0 U
Cyclohexane	ug/L	--	--	1.0 U	1.0 U	1.0 U	1.0 U
1,2-Dibromo-3-chloropropane (DBCP)	ug/L	--	--	1.0 U	2.0 U	2.0 U	2.0 UJ
Dibromochloromethane	ug/L	--	--	1.0 U	1.0 U	1.0 U	1.0 U
1,2-Dibromoethane (Ethylene dibromide)	ug/L	--	--	1.0 U	1.0 U	1.0 U	1.0 U
1,2-Dichlorobenzene	ug/L	--	--	1.0 U	1.0 U	1.0 U	1.0 U
1,3-Dichlorobenzene	ug/L	--	--	1.0 U	1.0 U	1.0 U	1.0 U
1,4-Dichlorobenzene	ug/L	--	--	1.0 U	1.0 U	1.0 U	1.0 U
Dichlorodifluoromethane (CFC-12)	ug/L	--	--	1.0 U	1.0 U	1.0 U	1.0 U
1,1-Dichloroethane	ug/L	U	1.1	0.41 J	3.8	3.7	5.6
1,2-Dichloroethane	ug/L	U	U	1.0 U	1.0 U	1.0 U	1.0 U
1,2-Dichloroethene (total)	ug/L	U	--	--	--	--	--
1,1-Dichloroethene	ug/L	U	U	1.0 U	0.37 J	1.0 U	0.44 J
cis-1,2-Dichloroethene	ug/L	U	U	1.0 U	0.65 J	0.55 J	13
trans-1,2-Dichloroethene	ug/L	U	U	1.0 U	1.0 U	1.0 U	7.0
1,2-Dichloropropane	ug/L	--	--	1.0 U	1.0 U	1.0 U	1.0 U
cis-1,3-Dichloropropene	ug/L	--	--	1.0 U	1.0 U	1.0 U	1.0 U
trans-1,3-Dichloropropene	ug/L	--	--	1.0 U	1.0 U	1.0 U	1.0 U
Ethylbenzene	ug/L	U	U	1.0 U	1.0 U	1.0 U	1.0 U
2-Hexanone	ug/L	U	U	50 UJ	10 U	10 U	10 UJ
Isopropyl benzene	ug/L	--	--	5.0 U	1.0 U	1.0 U	1.0 U
Methyl acetate	ug/L	--	--	10 U	10 U	10 U	10 UJ
Methyl cyclohexane	ug/L	--	--	1.0 U	1.0 U	1.0 U	1.0 U
Methyl tert butyl ether (MTBE)	ug/L	--	--	5.0 U	5.0 U	5.0 U	5.0 UJ
4-Methyl-2-pentanone (Methyl isobutyl ketone) (MIBK)	ug/L	--	--	50 U	10 U	10 U	10 UJ
Methylene chloride	ug/L	U	U	5.0 U	1.0 U	1.0 U	1.0 U
Styrene	ug/L	--	--	1.0 U	1.0 U	1.0 U	1.0 U
VOCs (Continued)							

APPENDIX G.3

GROUNDWATER QUALITY DATA
RFI REPORT
FORMER MANUAL TRANSMISSIONS OF MUNCIE FACILITY
MUNCIE, INDIANA

AOI		*AOI 16*	*AOI 16*	*AOI 16*	*AOI 16*	*AOI 16*	*AOI 16*
Sample Location		*MW-28*	*MW-28*	*MW-28*	*MW-28*	*MW-28*	*MW-28*
Sample Identification		*MW-28*	*MW-28*	*GW-17330-101002-EH-009*	*GW-072104-MR-009*	*GW-072104-MR-011*	*GW-017330-042705-TP-012*
Sample Date		*10/1/2000*	*3/28/2001*	*10/10/2002*	*7/21/2004*	*7/21/2004*	*4/27/2005*
Sample Depth		*-*	*-*	*-*	*-*	*-*	*-*
Sample Depth							
	Units						
1,1,2,2-Tetrachloroethane	ug/L	--	--	1.0 U	1.0 U	1.0 U	1.0 U
Tetrachloroethene	ug/L	U	U	1.0 U	1.0 U	1.0 U	1.0 U
Toluene	ug/L	U	U	1.0 U	1.0 U	1.0 U	1.0 U
1,2,4-Trichlorobenzene	ug/L	--	--	5.0 U	1.0 U	1.0 U	1.0 U
1,1,1-Trichloroethane	ug/L	U	U	1.0 U	1.0 U	1.0 U	1.0 U
1,1,2-Trichloroethane	ug/L	--	--	1.0 U	1.0 U	1.0 U	1.0 U
Trichloroethene	ug/L	U	U	1.0 U	1.3	1.3	**33**[ab]
Trichlorofluoromethane (CFC-11)	ug/L	--	--	1.0 U	1.0 U	1.0 U	1.0 U
Trifluorotrichloroethane (Freon 113)	ug/L	--	--	1.0 U	1.0 U	1.0 U	1.0 U
Vinyl acetate	ug/L	--	--	--	--	--	--
Vinyl chloride	ug/L	U	U	1.0 U	1.0 U	1.0 U	1.0 U
Xylenes (total)	ug/L	U	U	3.0 U	2.0 U	2.0 U	2.0 U
Semi-Volatile Organic Compounds (SVOCs)							
Acenaphthene	ug/L	--	--	--	0.50 U	0.50 U	0.50 U
Acenaphthylene	ug/L	--	--	--	0.50 U	0.50 U	2.0 U
Acetonitrile	ug/L	--	--	--	--	--	--
Acetophenone	ug/L	--	--	--	--	--	--
2-Acetylaminofluorene	ug/L	--	--	--	--	--	--
Acrolein	ug/L	--	--	--	--	--	--
Acrylonitrile	ug/L	--	--	--	--	--	--
Allyl chloride	ug/L	--	--	--	--	--	--
4-Aminobiphenyl	ug/L	--	--	--	--	--	--
Aniline	ug/L	--	--	--	--	--	--
Anthracene	ug/L	--	--	--	0.10 U	0.10 U	0.10 U
Aramite	ug/L	--	--	--	--	--	--
Atrazine	ug/L	--	--	--	--	--	--
Benzaldehyde	ug/L	--	--	--	--	--	--
Benzidine	ug/L	--	--	--	--	--	--
Benzo(a)anthracene	ug/L	--	--	--	0.10 U	0.10 U	0.10 U
Benzo(a)pyrene	ug/L	--	--	--	0.10 U	0.10 U	0.10 U
Benzo(b)fluoranthene	ug/L	--	--	--	0.10 U	0.082 J	0.045 J
Benzo(g,h,i)perylene	ug/L	--	--	--	0.10 U	0.080 J	0.10 UJ
Benzo(k)fluoranthene	ug/L	--	--	--	0.10 U	0.10 U	0.10 U
Benzoic acid	ug/L	--	--	--	--	--	--
Benzyl alcohol	ug/L	--	--	--	--	--	--
Biphenyl (1,1-Biphenyl)	ug/L	--	--	--	--	--	--
4-Bromophenyl phenyl ether	ug/L	--	--	--	--	--	--
Butyl benzylphthalate (BBP)	ug/L	--	--	--	--	--	--
Caprolactam	ug/L	--	--	--	--	--	--
Carbazole	ug/L	--	--	--	--	--	--
4-Chloro-3-methylphenol	ug/L	--	--	--	--	--	--
4-Chloroaniline	ug/L	--	--	--	--	--	--
Chlorobenzilate	ug/L	--	--	--	--	--	--
bis(2-Chloroethoxy)methane	ug/L	--	--	--	--	--	--
bis(2-Chloroethyl)ether	ug/L	--	--	--	--	--	--

APPENDIX G.3

GROUNDWATER QUALITY DATA
RFI REPORT
FORMER MANUAL TRANSMISSIONS OF MUNCIE FACILITY
MUNCIE, INDIANA

AOI		*AOI 16*	*AOI 16*	*AOI 16*	*AOI 16*	*AOI 16*	*AOI 16*
Sample Location		*MW-28*	*MW-28*	*MW-28*	*MW-28*	*MW-28*	*MW-28*
Sample Identification		*MW-28*	*MW-28*	*GW-17330-101002-EH-009*	*GW-072104-MR-009*	*GW-072104-MR-011*	*GW-017330-042705-TP-012*
Sample Date		*10/1/2000*	*3/28/2001*	*10/10/2002*	*7/21/2004*	*7/21/2004*	*4/27/2005*
Sample Depth		*-*	*-*	*-*	*-*	*-*	*-*
Sample Depth							
	Units						
2-Chloronaphthalene	ug/L	--	--	--	--	--	--
2-Chlorophenol	ug/L	--	--	--	--	--	--
4-Chlorophenyl phenyl ether	ug/L	--	--	--	--	--	--
Chloroprene	ug/L	--	--	--	--	--	--
Chrysene	ug/L	--	--	--	0.10 U	0.056 J	0.043 J
Cresol isomers	ug/L	--	--	--	--	--	--
Diallate	ug/L	--	--	--	--	--	--
Dibenz(a,h)anthracene	ug/L	--	--	--	0.10 U	**0.055 J**[a]	0.10 U
Dibenzofuran	ug/L	--	--	--	--	--	--
Dibromochloromethane	ug/L	U	U	--	--	--	--
Dibromomethane	ug/L	--	--	--	--	--	--
trans-1,4-Dichloro-2-butene	ug/L	--	--	--	--	--	--
3,3'-Dichlorobenzidine	ug/L	--	--	--	--	--	--
2,4-Dichlorophenol	ug/L	--	--	--	--	--	--
2,6-Dichlorophenol	ug/L	--	--	--	--	--	--
Diethyl phthalate	ug/L	--	--	--	--	--	--
Dimethoate	ug/L	--	--	--	--	--	--
Dimethyl phthalate	ug/L	--	--	--	--	--	--
p-Dimethylaminoazobenzene A	ug/L	--	--	--	--	--	--
7,12-Dimethylbenz(a)anthracene	ug/L	--	--	--	--	--	--
3,3-Dimethylbenzidine	ug/L	--	--	--	--	--	--
a,a-Dimethylphenethylamine	ug/L	--	--	--	--	--	--
2,4-Dimethylphenol	ug/L	--	--	--	--	--	--
Di-n-butylphthalate (DBP)	ug/L	--	--	--	--	--	--
4,6-Dinitro-2-methylphenol	ug/L	--	--	--	--	--	--
Dinitrobenzene, NOS	ug/L	--	--	--	--	--	--
2,4-Dinitrophenol	ug/L	--	--	--	--	--	--
2,4-Dinitrotoluene	ug/L	--	--	--	--	--	--
2,6-Dinitrotoluene	ug/L	--	--	--	--	--	--
Di-n-octyl phthalate (DnOP)	ug/L	--	--	--	--	--	--
1,4-Dioxane	ug/L	--	--	--	--	--	--
Diphenylamine	ug/L	--	--	--	--	--	--
1,2-Diphenylhydrazine	ug/L	--	--	--	--	--	--
Disulfoton	ug/L	--	--	--	--	--	--

APPENDIX G.3

GROUNDWATER QUALITY DATA
RFI REPORT
FORMER MANUAL TRANSMISSIONS OF MUNCIE FACILITY
MUNCIE, INDIANA

AOI		*AOI 16*	*AOI 16*	*AOI 16*	*AOI 16*	*AOI 16*	*AOI 16*
Sample Location		*MW-28*	*MW-28*	*MW-28*	*MW-28*	*MW-28*	*MW-28*
Sample Identification		*MW-28*	*MW-28*	*GW-17330-101002-EH-009*	*GW-072104-MR-009*	*GW-072104-MR-011*	*GW-017330-042705-TP-012*
Sample Date		*10/1/2000*	*3/28/2001*	*10/10/2002*	*7/21/2004*	*7/21/2004*	*4/27/2005*
Sample Depth		*-*	*-*	*-*	*-*	*-*	*-*
Sample Depth							
	Units						
SVOCs (Continued)							
Ethyl methacrylate	ug/L	--	--	--	--	--	--
Ethyl methanesulfonate	ug/L	--	--	--	--	--	--
bis(2-Ethylhexyl)phthalate (DEHP)	ug/L	--	--	--	--	--	--
Famphur	ug/L	--	--	--	--	--	--
Fluoranthene	ug/L	--	--	--	0.10 U	0.45	0.10 UJ
Fluorene	ug/L	--	--	--	0.10 U	0.10 U	0.10 U
Hexachlorobenzene	ug/L	--	--	--	--	--	--
Hexachlorobutadiene	ug/L	--	--	--	--	--	--
Hexachlorocyclopentadiene	ug/L	--	--	--	--	--	--
Hexachloroethane	ug/L	--	--	--	--	--	--
Hexachlorophene A	ug/L	--	--	--	--	--	--
Hexachloropropene	ug/L	--	--	--	--	--	--
Indeno(1,2,3-cd)pyrene	ug/L	--	--	--	0.10 U	0.032 J	0.10 UJ
Iodomethane	ug/L	--	--	--	--	--	--
Isodrin	ug/L	--	--	--	--	--	--
Isophorone	ug/L	--	--	--	--	--	--
Isosafrole	ug/L	--	--	--	--	--	--
Kepone	ug/L	--	--	--	--	--	--
Methapyrilene	ug/L	--	--	--	--	--	--
Methyl acrylonitrile	ug/L	--	--	--	--	--	--
Methyl methacrylate	ug/L	--	--	--	--	--	--
Methyl methanesulfonate	ug/L	--	--	--	--	--	--
Methyl parathion	ug/L	--	--	--	--	--	--
3-Methylcholanthrene	ug/L	--	--	--	--	--	--
2-Methylnaphthalene	ug/L	--	--	--	--	--	--
2-Methylphenol	ug/L	--	--	--	--	--	--
3&4-Methylphenol	ug/L	--	--	--	--	--	--
4-Methylphenol	ug/L	--	--	--	--	--	--
Naphthalene	ug/L	--	--	--	1.0 U	1.0 U	1.0 U
1,4-Naphthoquinone	ug/L	--	--	--	--	--	--
1-Naphthylamine	ug/L	--	--	--	--	--	--
2-Naphthylamine	ug/L	--	--	--	--	--	--
2-Nitroaniline	ug/L	--	--	--	--	--	--
3-Nitroaniline	ug/L	--	--	--	--	--	--
4-Nitroaniline	ug/L	--	--	--	--	--	--
Nitrobenzene	ug/L	--	--	--	--	--	--
2-Nitrophenol	ug/L	--	--	--	--	--	--
4-Nitrophenol	ug/L	--	--	--	--	--	--
4-Nitroquinoline-N-oxide	ug/L	--	--	--	--	--	--
N-Nitrosodi-n-butylamine	ug/L	--	--	--	--	--	--
N-Nitrosodi-n-propylamine	ug/L	--	--	--	--	--	--
N-Nitrosodiphenylamine	ug/L	--	--	--	--	--	--
N-Nitrosodiethylamine	ug/L	--	--	--	--	--	--
N-Nitrosodimethylamine	ug/L	--	--	--	--	--	--
N-Nitrosomethylethylamine	ug/L	--	--	--	--	--	--

APPENDIX G.3

GROUNDWATER QUALITY DATA
RFI REPORT
FORMER MANUAL TRANSMISSIONS OF MUNCIE FACILITY
MUNCIE, INDIANA

AOI		*AOI 16*	*AOI 16*	*AOI 16*	*AOI 16*	*AOI 16*	*AOI 16*
Sample Location		*MW-28*	*MW-28*	*MW-28*	*MW-28*	*MW-28*	*MW-28*
Sample Identification		*MW-28*	*MW-28*	*GW-17330-101002-EH-009*	*GW-072104-MR-009*	*GW-072104-MR-011*	*GW-017330-042705-TP-012*
Sample Date		*10/1/2000*	*3/28/2001*	*10/10/2002*	*7/21/2004*	*7/21/2004*	*4/27/2005*
Sample Depth		*-*	*-*	*-*	*-*	*-*	*-*
Sample Depth							
	Units						
SVOCs (Continued)							
N-Nitrosomorpholine	ug/L	--	--	--	--	--	--
N-Nitrosopiperidine	ug/L	--	--	--	--	--	--
N-Nitrosopyrrolidine	ug/L	--	--	--	--	--	--
2,2'-Oxybis(1-chloropropane) (bis(2-Chloroisopropyl) ether)	ug/L	--	--	--	--	--	--
Pentachlorobenzene	ug/L	--	--	--	--	--	--
Pentachloroethane	ug/L	--	--	--	--	--	--
Pentachloronitrobenzene	ug/L	--	--	--	--	--	--
Pentachlorophenol	ug/L	--	--	--	--	--	--
Phenacetin	ug/L	--	--	--	--	--	--
Phenanthrene	ug/L	--	--	--	0.10 U	0.10 U	0.049 J
Phenol	ug/L	--	--	--	--	--	--
p-Phenylenediamine	ug/L	--	--	--	--	--	--
Phorate	ug/L	--	--	--	--	--	--
2-Picoline	ug/L	--	--	--	--	--	--
Pronamide	ug/L	--	--	--	--	--	--
Propionitrile (ethyl cyanide)	ug/L	--	--	--	--	--	--
Pyrene	ug/L	--	--	--	0.10 U	0.40	0.10 U
Pyridine	ug/L	--	--	--	--	--	--
Safrole	ug/L	--	--	--	--	--	--
1,2,4,5-Tetrachlorobenzene	ug/L	--	--	--	--	--	--
1,1,1,2-Tetrachloroethane	ug/L	--	--	--	--	--	--
2,3,4,6-Tetrachlorophenol	ug/L	--	--	--	--	--	--
Thionazin (O,O-diethyl-O-2-pyrazinyl phosphorothioate)	ug/L	--	--	--	--	--	--
o-Toluidine A	ug/L	--	--	--	--	--	--
5-Nitro-2-toluidine	ug/L	--	--	--	--	--	--
2,4,5-Trichlorophenol	ug/L	--	--	--	--	--	--
2,4,6-Trichlorophenol	ug/L	--	--	--	--	--	--
1,2,3-Trichloropropane	ug/L	--	--	--	--	--	--
0,0,0-Triethylphosphorothioate	ug/L	--	--	--	--	--	--
1,3,5-Trinitrobenzene	ug/L	--	--	--	--	--	--
PCBs							
Aroclor-1016 (PCB-1016)	ug/L	--	--	--	--	--	--
Aroclor-1221 (PCB-1221)	ug/L	--	--	--	--	--	--
Aroclor-1232 (PCB-1232)	ug/L	--	--	--	--	--	--
Aroclor-1242 (PCB-1242)	ug/L	--	--	--	--	--	--
Aroclor-1248 (PCB-1248)	ug/L	--	--	--	--	--	--
Aroclor-1254 (PCB-1254)	ug/L	--	--	--	--	--	--
Aroclor-1260 (PCB-1260)	ug/L	--	--	--	--	--	--
Total PCBs	ug/L	--	--	--	--	--	--
Total Petroleum Hydrocarbons (TPH)							
Total Petroleum Hydrocarbons - Purgeable (GRO)	ug/L	--	--	--	--	--	--

APPENDIX G.3

GROUNDWATER QUALITY DATA
RFI REPORT
FORMER MANUAL TRANSMISSIONS OF MUNCIE FACILITY
MUNCIE, INDIANA

AOI		*AOI 16*	*AOI 16*	*AOI 16*	*AOI 16*	*AOI 16*	*AOI 16*
Sample Location		*MW-28*	*MW-28*	*MW-28*	*MW-28*	*MW-28*	*MW-28*
Sample Identification		*MW-28*	*MW-28*	*GW-17330-101002-EH-009*	*GW-072104-MR-009*	*GW-072104-MR-011*	*GW-017330-042705-TP-012*
Sample Date		*10/1/2000*	*3/28/2001*	*10/10/2002*	*7/21/2004*	*7/21/2004*	*4/27/2005*
Sample Depth		*-*	*-*	*-*	*-*	*-*	*-*
Sample Depth							
	Units						
Metals							
Aluminum	ug/L	--	--	--	--	--	--
Antimony	ug/L	--	--	--	--	--	--
Arsenic	ug/L	--	--	--	5.4 J	5.5 J	4.9 J
Arsenic (dissolved)	ug/L	--	--	--	--	--	--
Barium	ug/L	--	--	--	62 J	61 J	66 J
Barium (dissolved)	ug/L	--	--	--	--	--	--
Beryllium	ug/L	--	--	--	--	--	--
Cadmium	ug/L	--	--	--	0.47 J	0.4 J	5 U
Cadmium (dissolved)	ug/L	--	--	--	--	--	--
Calcium	ug/L	--	--	--	--	--	--
Calcium (dissolved)	ug/L	--	--	--	141000	153000	157000
Chromium	ug/L	--	--	--	3.7 J	2.8 J	10
Chromium (dissolved)	ug/L	--	--	--	--	--	--
Cobalt	ug/L	--	--	--	--	--	--
Copper	ug/L	--	--	--	--	--	--
Copper (dissolved)	ug/L	--	--	--	--	--	--
Iron	ug/L	--	--	--	--	--	--
Iron (dissolved)	ug/L	--	--	--	--	--	--
Lead	ug/L	--	--	--	3 U	3 U	3.3
Lead (dissolved)	ug/L	--	--	--	--	--	--
Magnesium	ug/L	--	--	--	--	--	--
Magnesium (dissolved)	ug/L	--	--	--	55700	60100	73100
Manganese	ug/L	--	--	--	--	--	--
Manganese (dissolved)	ug/L	--	--	--	170	190	140
Mercury	ug/L	--	--	--	0.2 U	0.031 J	0.2 U
Mercury (dissolved)	ug/L	--	--	--	--	--	--
Nickel	ug/L	--	--	--	--	--	--
Nickel (dissolved)	ug/L	--	--	--	--	--	--
Potassium	ug/L	--	--	--	--	--	--
Selenium	ug/L	--	--	--	5 U	5 U	5 U
Selenium (dissolved)	ug/L	--	--	--	--	--	--
Silver	ug/L	--	--	--	10 U	10 U	10 U
Silver (dissolved)	ug/L	--	--	--	--	--	--
Sodium	ug/L	--	--	--	--	--	--
Thallium	ug/L	--	--	--	--	--	--
Vanadium	ug/L	--	--	--	--	--	--
Zinc	ug/L	--	--	--	--	--	--
Zinc (dissolved)	ug/L	--	--	--	--	--	--

APPENDIX G.3

GROUNDWATER QUALITY DATA
RFI REPORT
FORMER MANUAL TRANSMISSIONS OF MUNCIE FACILITY
MUNCIE, INDIANA

AOI		***AOI 16***	***AOI 16***	***AOI 16***	***AOI 16***	***AOI 16***	***AOI 16***
Sample Location		***MW-28***	***MW-28***	***MW-28***	***MW-28***	***MW-28***	***MW-28***
Sample Identification		***MW-28***	***MW-28***	***GW-17330-101002-EH-009***	***GW-072104-MR-009***	***GW-072104-MR-011***	***GW-017330-042705-TP-012***
Sample Date		***10/1/2000***	***3/28/2001***	***10/10/2002***	***7/21/2004***	***7/21/2004***	***4/27/2005***
Sample Depth		***-***	***-***	***-***	***-***	***-***	***-***
Sample Depth							
	Units						
Gas							
Ethane	ug/L	--	--	--	0.50 U	0.50 U	0.33 J
Ethene	ug/L	--	--	--	0.50 U	0.50 U	0.50 U
Methane	ug/L	--	--	--	6.1 J	0.49 J	9.4
General Chemistry							
Alkalinity, bicarbonate	ug/L	--	--	--	410000	410000	360000
Alkalinity, carbonate	ug/L	--	--	--	7700 J	10000 J	36000
Bicarbonate (as CaCO3)	ug/L	--	--	--	--	--	--
Chloride	ug/L	--	--	--	102000	102000	105000
Dissolved organic carbon (DOC)	ug/L	--	--	--	2000	2000	2000
Hardness	ug/L	--	--	--	581000	630000	693000
Hardness, carbonate	ug/L	--	--	--	--	--	--
Nitrate (as N)	ug/L	--	--	--	100 U	100 U	40 J
Nitrite (as N)	ug/L	--	--	--	34 J	100 U	100 U
pH	s.u.	--	--	--	--	--	--
Sulfate	ug/L	--	--	--	235000	229000	406000
Sulfide	ug/L	--	--	--	--	--	--
Total dissolved solids (TDS)	ug/L	--	--	--	--	--	--
Total organic carbon (TOC)	ug/L	--	--	--	--	--	--

Notes

ug/L - Micrograms per litre
"-" - No value
U - Not detected at the associated reporting limit
J - Estimated concentration
UJ - Not detected; associated reporting limit is estimated
R - Rejected
s.u. - Standard units
nc - No criteria
ND - Non Detect (calculation)
BOLD[abc] Concentration exceeds associated screening level
IDEM Appendix A: Screening Levels Remedation Closure Guide - March 25, 2014
a - Exceeds IDEM residential tap screening levels
b - Exceeds IDEM residential vapor exposure screening levels
c - Exceeds IDEM commercial/industrial vapor screening levels

APPENDIX G.3

GROUNDWATER QUALITY DATA
RFI REPORT
FORMER MANUAL TRANSMISSIONS OF MUNCIE FACILITY
MUNCIE, INDIANA

AOI		*AOI 16*	*AOI 16*	*AOI 16*	*AOI 16*	*AOI 16*
Sample Location		*MW-28*	*MW-28*	*MW-28*	*MW-28*	*MW-28*
Sample Identification		*GW-017330-050906-NH-009*	*GW-017324-111308-NH-014*	*GW-17324-030310-GL-010*	*GW-17324-120711-EM-022*	*GW-017324-050614-SM-030*
Sample Date		*5/9/2006*	*11/13/2008*	*3/3/2010*	*12/7/2011*	*5/6/2014*
Sample Depth		*-*	*-*	*-*	*-*	*-*
Sample Depth						
	Units					
Volatile Organic Compounds (VOCs)						
Acetone	ug/L	10 U	10 U	--	10 U	1.9 J
Benzene	ug/L	1 U	1.0 U	--	0.38 J	1.0 U
Bromodichloromethane	ug/L	1 U	1.0 U	--	1.0 U	1.0 U
Bromoform	ug/L	1 U	1.0 U	--	1.0 U	1.0 U
Bromomethane (Methyl bromide)	ug/L	1 U	1.0 U	--	1.0 U	1.0 U
2-Butanone (Methyl ethyl ketone) (MEK)	ug/L	10 U	10 U	--	10 U	10 U
Carbon disulfide	ug/L	1 U	1.0 U	--	1.0 U	1.0 U
Carbon tetrachloride	ug/L	1 U	1.0 U	--	1.0 U	1.0 U
Chlorobenzene	ug/L	1 U	1.0 U	--	1.0 U	1.0 U
Chloroethane	ug/L	1 U	1.0 U	--	1.0 U	1.0 U
2-Chloroethyl vinyl ether	ug/L	--	--	--	--	--
Chloroform (Trichloromethane)	ug/L	1 U	1.0 U	--	1.0 U	1.0 U
Chloromethane (Methyl chloride)	ug/L	1 U	1.0 U	--	1.0 U	1.0 U
Cyclohexane	ug/L	--	1.0 U	--	1.0 U	1.0 U
1,2-Dibromo-3-chloropropane (DBCP)	ug/L	--	2.0 U	--	2.0 U	2.0 U
Dibromochloromethane	ug/L	1 U	1.0 U	--	1.0 U	1.0 U
1,2-Dibromoethane (Ethylene dibromide)	ug/L	--	1.0 U	--	1.0 U	1.0 U
1,2-Dichlorobenzene	ug/L	--	1.0 U	--	1.0 U	1.0 U
1,3-Dichlorobenzene	ug/L	--	1.0 U	--	1.0 U	1.0 U
1,4-Dichlorobenzene	ug/L	--	1.0 U	--	1.0 U	1.0 U
Dichlorodifluoromethane (CFC-12)	ug/L	--	1.0 U	--	1.0 U	1.0 U
1,1-Dichloroethane	ug/L	1 U	1.0 U	--	1.4	2.6
1,2-Dichloroethane	ug/L	1 U	1.0 U	--	1.0 U	1.0 U
1,2-Dichloroethene (total)	ug/L	--	--	--	--	--
1,1-Dichloroethene	ug/L	1 U	1.0 U	--	1.0 U	1.0 U
cis-1,2-Dichloroethene	ug/L	3.1	1.0 U	--	1.0 U	1.0 U
trans-1,2-Dichloroethene	ug/L	1.6	1.0 U	--	1.0 U	1.0 U
1,2-Dichloropropane	ug/L	1 U	1.0 U	--	1.0 U	1.0 U
cis-1,3-Dichloropropene	ug/L	1 U	1.0 U	--	1.0 U	1.0 U
trans-1,3-Dichloropropene	ug/L	1 U	1.0 U	--	1.0 U	1.0 U
Ethylbenzene	ug/L	1 U	1.0 U	--	1.0 U	1.0 U
2-Hexanone	ug/L	10 U	10 U	--	10 U	10 U
Isopropyl benzene	ug/L	--	1.0 U	--	1.0 U	1.0 U
Methyl acetate	ug/L	--	10 U	--	10 U	10 U
Methyl cyclohexane	ug/L	--	1.0 U	--	1.0 U	1.0 U
Methyl tert butyl ether (MTBE)	ug/L	--	5.0 U	--	5.0 U	1.0 U
4-Methyl-2-pentanone (Methyl isobutyl ketone) (MIBK)	ug/L	10 U	10 U	--	10 U	10 U
Methylene chloride	ug/L	1 UJ	1.0 U	--	1.0 U	1.0 U
Styrene	ug/L	1 U	1.0 U	--	1.0 U	1.0 U
VOCs (Continued)						

APPENDIX G.3

GROUNDWATER QUALITY DATA
RFI REPORT
FORMER MANUAL TRANSMISSIONS OF MUNCIE FACILITY
MUNCIE, INDIANA

AOI		*AOI 16*	*AOI 16*	*AOI 16*	*AOI 16*	*AOI 16*
Sample Location		***MW-28***	***MW-28***	***MW-28***	***MW-28***	***MW-28***
Sample Identification		***GW-017330-050906-NH-009***	***GW-017324-111308-NH-014***	***GW-17324-030310-GL-010***	***GW-17324-120711-EM-022***	***GW-017324-050614-SM-030***
Sample Date		***5/9/2006***	***11/13/2008***	***3/3/2010***	***12/7/2011***	***5/6/2014***
Sample Depth		*-*	*-*	*-*	*-*	*-*
Sample Depth						
	Units					
1,1,2,2-Tetrachloroethane	ug/L	1 U	1.0 U	--	1.0 U	1.0 U
Tetrachloroethene	ug/L	1 U	1.0 U	--	1.0 U	1.0 U
Toluene	ug/L	1 U	1.0 U	--	0.26 J	1.0 U
1,2,4-Trichlorobenzene	ug/L	--	1.0 U	--	1.0 U	1.0 U
1,1,1-Trichloroethane	ug/L	1 U	1.0 U	--	1.0 U	1.0 U
1,1,2-Trichloroethane	ug/L	1 U	1.0 U	--	1.0 U	1.0 U
Trichloroethene	ug/L	**5.5**[a]	1.0 U	--	0.48 J	1.0 U
Trichlorofluoromethane (CFC-11)	ug/L	--	1.0 U	--	1.0 U	1.0 U
Trifluorotrichloroethane (Freon 113)	ug/L	--	1.0 U	--	1.0 U	1.0 U
Vinyl acetate	ug/L	--	--	--	--	--
Vinyl chloride	ug/L	1 U	1.0 U	--	1.0 U	1.0 U
Xylenes (total)	ug/L	2 U	2.0 U	--	2.0 U	2.0 U
Semi-Volatile Organic Compounds (SVOCs)						
Acenaphthene	ug/L	0.2 U	0.20 U	--	--	--
Acenaphthylene	ug/L	0.2 U	0.20 U	--	--	--
Acetonitrile	ug/L	--	--	--	--	--
Acetophenone	ug/L	1 U	1.0 U	--	--	--
2-Acetylaminofluorene	ug/L	--	--	--	--	--
Acrolein	ug/L	--	--	--	--	--
Acrylonitrile	ug/L	--	--	--	--	--
Allyl chloride	ug/L	--	--	--	--	--
4-Aminobiphenyl	ug/L	--	--	--	--	--
Aniline	ug/L	--	--	--	--	--
Anthracene	ug/L	0.2 U	0.20 U	--	--	--
Aramite	ug/L	--	--	--	--	--
Atrazine	ug/L	1 U	1.0 U	--	--	--
Benzaldehyde	ug/L	1 U	1.0 U	--	--	--
Benzidine	ug/L	--	--	--	--	--
Benzo(a)anthracene	ug/L	0.2 U	0.20 U	--	--	--
Benzo(a)pyrene	ug/L	0.2 U	0.20 U	--	--	--
Benzo(b)fluoranthene	ug/L	0.2 U	0.20 U	--	--	--
Benzo(g,h,i)perylene	ug/L	0.2 U	0.20 U	--	--	--
Benzo(k)fluoranthene	ug/L	0.2 U	0.20 U	--	--	--
Benzoic acid	ug/L	--	--	--	--	--
Benzyl alcohol	ug/L	--	--	--	--	--
Biphenyl (1,1-Biphenyl)	ug/L	1 U	1.0 U	--	--	--
4-Bromophenyl phenyl ether	ug/L	2 U	2.0 U	--	--	--
Butyl benzylphthalate (BBP)	ug/L	1 U	1.0 U	--	--	--
Caprolactam	ug/L	5 U	5.0 U	--	--	--
Carbazole	ug/L	1 U	1.0 U	--	--	--
4-Chloro-3-methylphenol	ug/L	2 U	2.0 U	--	--	--
4-Chloroaniline	ug/L	2 U	2.0 U	--	--	--
Chlorobenzilate	ug/L	--	--	--	--	--
bis(2-Chloroethoxy)methane	ug/L	1 U	1.0 U	--	--	--
bis(2-Chloroethyl)ether	ug/L	1 U	1.0 U	--	--	--

APPENDIX G.3

GROUNDWATER QUALITY DATA
RFI REPORT
FORMER MANUAL TRANSMISSIONS OF MUNCIE FACILITY
MUNCIE, INDIANA

AOI		*AOI 16*	*AOI 16*	*AOI 16*	*AOI 16*	*AOI 16*
Sample Location		*MW-28*	*MW-28*	*MW-28*	*MW-28*	*MW-28*
Sample Identification		*GW-017330-050906-NH-009*	*GW-017324-111308-NH-014*	*GW-17324-030310-GL-010*	*GW-17324-120711-EM-022*	*GW-017324-050614-SM-030*
Sample Date		*5/9/2006*	*11/13/2008*	*3/3/2010*	*12/7/2011*	*5/6/2014*
Sample Depth		*-*	*-*	*-*	*-*	*-*
Sample Depth						
	Units					
2-Chloronaphthalene	ug/L	1 U	1.0 U	--	--	--
2-Chlorophenol	ug/L	1 U	1.0 U	--	--	--
4-Chlorophenyl phenyl ether	ug/L	2 U	2.0 U	--	--	--
Chloroprene	ug/L	--	--	--	--	--
Chrysene	ug/L	0.2 U	0.20 U	--	--	--
Cresol isomers	ug/L	--	--	--	--	--
Diallate	ug/L	--	--	--	--	--
Dibenz(a,h)anthracene	ug/L	0.2 U	0.20 U	--	--	--
Dibenzofuran	ug/L	1 U	1.0 U	--	--	--
Dibromochloromethane	ug/L	--	--	--	--	--
Dibromomethane	ug/L	--	--	--	--	--
trans-1,4-Dichloro-2-butene	ug/L	--	--	--	--	--
3,3'-Dichlorobenzidine	ug/L	5 U	5.0 U	--	--	--
2,4-Dichlorophenol	ug/L	2 U	2.0 U	--	--	--
2,6-Dichlorophenol	ug/L	--	--	--	--	--
Diethyl phthalate	ug/L	1 U	1.0 U	--	--	--
Dimethoate	ug/L	--	--	--	--	--
Dimethyl phthalate	ug/L	1 U	1.0 U	--	--	--
p-Dimethylaminoazobenzene A	ug/L	--	--	--	--	--
7,12-Dimethylbenz(a)anthracene	ug/L	--	--	--	--	--
3,3-Dimethylbenzidine	ug/L	--	--	--	--	--
a,a-Dimethylphenethylamine	ug/L	--	--	--	--	--
2,4-Dimethylphenol	ug/L	2 U	2.0 U	--	--	--
Di-n-butylphthalate (DBP)	ug/L	1 U	1.0 U	--	--	--
4,6-Dinitro-2-methylphenol	ug/L	5 U	5.0 U	--	--	--
Dinitrobenzene, NOS	ug/L	--	--	--	--	--
2,4-Dinitrophenol	ug/L	5 UJ	5.0 U	--	--	--
2,4-Dinitrotoluene	ug/L	5 U	5.0 U	--	--	--
2,6-Dinitrotoluene	ug/L	5 U	5.0 U	--	--	--
Di-n-octyl phthalate (DnOP)	ug/L	1 U	1.0 U	--	--	--
1,4-Dioxane	ug/L	--	--	--	--	--
Diphenylamine	ug/L	--	--	--	--	--
1,2-Diphenylhydrazine	ug/L	--	--	--	--	--
Disulfoton	ug/L	--	--	--	--	--

APPENDIX G.3

GROUNDWATER QUALITY DATA
RFI REPORT
FORMER MANUAL TRANSMISSIONS OF MUNCIE FACILITY
MUNCIE, INDIANA

AOI		*AOI 16*	*AOI 16*	*AOI 16*	*AOI 16*	*AOI 16*
Sample Location		*MW-28*	*MW-28*	*MW-28*	*MW-28*	*MW-28*
Sample Identification		*GW-017330-050906-NH-009*	*GW-017324-111308-NH-014*	*GW-17324-030310-GL-010*	*GW-17324-120711-EM-022*	*GW-017324-050614-SM-030*
Sample Date		*5/9/2006*	*11/13/2008*	*3/3/2010*	*12/7/2011*	*5/6/2014*
Sample Depth		*-*	*-*	*-*	*-*	*-*
Sample Depth						
	Units					
SVOCs (Continued)						
Ethyl methacrylate	ug/L	--	--	--	--	--
Ethyl methanesulfonate	ug/L	--	--	--	--	--
bis(2-Ethylhexyl)phthalate (DEHP)	ug/L	2.3 U	2.0 U	--	--	--
Famphur	ug/L	--	--	--	--	--
Fluoranthene	ug/L	0.2 U	0.20 U	--	--	--
Fluorene	ug/L	0.2 U	0.20 U	--	--	--
Hexachlorobenzene	ug/L	0.2 U	0.20 U	--	--	--
Hexachlorobutadiene	ug/L	1 U	1.0 U	--	--	--
Hexachlorocyclopentadiene	ug/L	10 U	10 U	--	--	--
Hexachloroethane	ug/L	1 U	1.0 U	--	--	--
Hexachlorophene A	ug/L	--	--	--	--	--
Hexachloropropene	ug/L	--	--	--	--	--
Indeno(1,2,3-cd)pyrene	ug/L	0.2 U	0.20 U	--	--	--
Iodomethane	ug/L	--	--	--	--	--
Isodrin	ug/L	--	--	--	--	--
Isophorone	ug/L	1 U	1.0 U	--	--	--
Isosafrole	ug/L	--	--	--	--	--
Kepone	ug/L	--	--	--	--	--
Methapyrilene	ug/L	--	--	--	--	--
Methyl acrylonitrile	ug/L	--	--	--	--	--
Methyl methacrylate	ug/L	--	--	--	--	--
Methyl methanesulfonate	ug/L	--	--	--	--	--
Methyl parathion	ug/L	--	--	--	--	--
3-Methylcholanthrene	ug/L	--	--	--	--	--
2-Methylnaphthalene	ug/L	0.2 U	0.20 U	--	--	--
2-Methylphenol	ug/L	1 U	1.0 U	--	--	--
3&4-Methylphenol	ug/L	--	--	--	--	--
4-Methylphenol	ug/L	1 U	1.0 U	--	--	--
Naphthalene	ug/L	0.2 U	0.20 U	--	--	--
1,4-Naphthoquinone	ug/L	--	--	--	--	--
1-Naphthylamine	ug/L	--	--	--	--	--
2-Naphthylamine	ug/L	--	--	--	--	--
2-Nitroaniline	ug/L	2 UJ	2.0 U	--	--	--
3-Nitroaniline	ug/L	2 U	2.0 U	--	--	--
4-Nitroaniline	ug/L	2 U	2.0 U	--	--	--
Nitrobenzene	ug/L	1 U	1.0 U	--	--	--
2-Nitrophenol	ug/L	2 U	2.0 U	--	--	--
4-Nitrophenol	ug/L	5 UJ	5.0 U	--	--	--
4-Nitroquinoline-N-oxide	ug/L	--	--	--	--	--
N-Nitrosodi-n-butylamine	ug/L	--	--	--	--	--
N-Nitrosodi-n-propylamine	ug/L	1 UJ	1.0 U	--	--	--
N-Nitrosodiphenylamine	ug/L	1 U	1.0 U	--	--	--
N-Nitrosodiethylamine	ug/L	--	--	--	--	--
N-Nitrosodimethylamine	ug/L	--	--	--	--	--
N-Nitrosomethylethylamine	ug/L	--	--	--	--	--

APPENDIX G.3

GROUNDWATER QUALITY DATA
RFI REPORT
FORMER MANUAL TRANSMISSIONS OF MUNCIE FACILITY
MUNCIE, INDIANA

AOI		*AOI 16*	*AOI 16*	*AOI 16*	*AOI 16*	*AOI 16*
Sample Location		*MW-28*	*MW-28*	*MW-28*	*MW-28*	*MW-28*
Sample Identification		*GW-017330-050906-NH-009*	*GW-017324-111308-NH-014*	*GW-17324-030310-GL-010*	*GW-17324-120711-EM-022*	*GW-017324-050614-SM-030*
Sample Date		*5/9/2006*	*11/13/2008*	*3/3/2010*	*12/7/2011*	*5/6/2014*
Sample Depth		*-*	*-*	*-*	*-*	*-*
Sample Depth						
	Units					
SVOCs (Continued)						
N-Nitrosomorpholine	ug/L	--	--	--	--	--
N-Nitrosopiperidine	ug/L	--	--	--	--	--
N-Nitrosopyrrolidine	ug/L	--	--	--	--	--
2,2'-Oxybis(1-chloropropane) (bis(2-Chloroisopropyl) ether)	ug/L	1 U	1.0 U	--	--	--
Pentachlorobenzene	ug/L	--	--	--	--	--
Pentachloroethane	ug/L	--	--	--	--	--
Pentachloronitrobenzene	ug/L	--	--	--	--	--
Pentachlorophenol	ug/L	5 U	5.0 U	--	--	--
Phenacetin	ug/L	--	--	--	--	--
Phenanthrene	ug/L	0.2 U	0.20 U	--	--	--
Phenol	ug/L	1 U	1.0 U	--	--	--
p-Phenylenediamine	ug/L	--	--	--	--	--
Phorate	ug/L	--	--	--	--	--
2-Picoline	ug/L	--	--	--	--	--
Pronamide	ug/L	--	--	--	--	--
Propionitrile (ethyl cyanide)	ug/L	--	--	--	--	--
Pyrene	ug/L	0.2 U	0.20 U	--	--	--
Pyridine	ug/L	--	--	--	--	--
Safrole	ug/L	--	--	--	--	--
1,2,4,5-Tetrachlorobenzene	ug/L	--	--	--	--	--
1,1,1,2-Tetrachloroethane	ug/L	--	--	--	--	--
2,3,4,6-Tetrachlorophenol	ug/L	--	--	--	--	--
Thionazin (O,O-diethyl-O-2-pyrazinyl phosphorothioate)	ug/L	--	--	--	--	--
o-Toluidine A	ug/L	--	--	--	--	--
5-Nitro-2-toluidine	ug/L	--	--	--	--	--
2,4,5-Trichlorophenol	ug/L	5 U	5.0 U	--	--	--
2,4,6-Trichlorophenol	ug/L	5 U	5.0 U	--	--	--
1,2,3-Trichloropropane	ug/L	--	--	--	--	--
0,0,0-Triethylphosphorothioate	ug/L	--	--	--	--	--
1,3,5-Trinitrobenzene	ug/L	--	--	--	--	--
PCBs						
Aroclor-1016 (PCB-1016)	ug/L	--	--	0.50 U	--	--
Aroclor-1221 (PCB-1221)	ug/L	--	--	0.50 U	--	--
Aroclor-1232 (PCB-1232)	ug/L	--	--	0.50 U	--	--
Aroclor-1242 (PCB-1242)	ug/L	--	--	0.50 U	--	--
Aroclor-1248 (PCB-1248)	ug/L	--	--	0.50 U	--	--
Aroclor-1254 (PCB-1254)	ug/L	--	--	0.50 U	--	--
Aroclor-1260 (PCB-1260)	ug/L	--	--	0.50 U	--	--
Total PCBs	ug/L	--	--	ND	--	--
Total Petroleum Hydrocarbons (TPH)						
Total Petroleum Hydrocarbons - Purgeable (GRO)	ug/L	--	--	--	--	--

APPENDIX G.3

GROUNDWATER QUALITY DATA
RFI REPORT
FORMER MANUAL TRANSMISSIONS OF MUNCIE FACILITY
MUNCIE, INDIANA

AOI		*AOI 16*	*AOI 16*	*AOI 16*	*AOI 16*	*AOI 16*
Sample Location		*MW-28*	*MW-28*	*MW-28*	*MW-28*	*MW-28*
Sample Identification		*GW-017330-050906-NH-009*	*GW-017324-111308-NH-014*	*GW-17324-030310-GL-010*	*GW-17324-120711-EM-022*	*GW-017324-050614-SM-030*
Sample Date		*5/9/2006*	*11/13/2008*	*3/3/2010*	*12/7/2011*	*5/6/2014*
Sample Depth		*-*	*-*	*-*	*-*	*-*
Sample Depth						
	Units					
Metals						
Aluminum	ug/L	--	--	--	--	--
Antimony	ug/L	--	--	--	--	--
Arsenic	ug/L	10 U	10.0 U	--	--	--
Arsenic (dissolved)	ug/L	10 U	10.0 U	--	--	--
Barium	ug/L	77.2 J	200 U	--	--	--
Barium (dissolved)	ug/L	76.4 J	200 U	--	--	--
Beryllium	ug/L	--	--	--	--	--
Cadmium	ug/L	5 U	5.0 U	--	--	--
Cadmium (dissolved)	ug/L	5 U	5.0 U	--	--	--
Calcium	ug/L	--	--	--	--	--
Calcium (dissolved)	ug/L	--	--	--	--	--
Chromium	ug/L	10 U	10.0 U	--	--	--
Chromium (dissolved)	ug/L	10 U	10.0 U	--	--	--
Cobalt	ug/L	--	--	--	--	--
Copper	ug/L	--	--	--	--	--
Copper (dissolved)	ug/L	--	--	--	--	--
Iron	ug/L	--	--	--	--	--
Iron (dissolved)	ug/L	--	--	--	--	--
Lead	ug/L	3 U	3.0 U	15.0 U	--	--
Lead (dissolved)	ug/L	3 U	3.0 U	15.0 U	--	--
Magnesium	ug/L	--	--	--	--	--
Magnesium (dissolved)	ug/L	--	--	--	--	--
Manganese	ug/L	--	--	--	--	--
Manganese (dissolved)	ug/L	--	--	--	--	--
Mercury	ug/L	0.2 U	0.20 U	--	--	--
Mercury (dissolved)	ug/L	0.2 U	0.20 U	--	--	--
Nickel	ug/L	--	--	--	--	--
Nickel (dissolved)	ug/L	--	--	--	--	--
Potassium	ug/L	--	--	--	--	--
Selenium	ug/L	5 U	5.0 U	--	--	--
Selenium (dissolved)	ug/L	5 U	5.0 U	--	--	--
Silver	ug/L	10 U	10.0 U	--	--	--
Silver (dissolved)	ug/L	10 U	10.0 U	--	--	--
Sodium	ug/L	--	--	--	--	--
Thallium	ug/L	--	--	--	--	--
Vanadium	ug/L	--	--	--	--	--
Zinc	ug/L	--	--	--	--	--
Zinc (dissolved)	ug/L	--	--	--	--	--

APPENDIX G.3

GROUNDWATER QUALITY DATA
RFI REPORT
FORMER MANUAL TRANSMISSIONS OF MUNCIE FACILITY
MUNCIE, INDIANA

AOI		***AOI 16***	***AOI 16***	***AOI 16***	***AOI 16***	***AOI 16***
Sample Location		***MW-28***	***MW-28***	***MW-28***	***MW-28***	***MW-28***
Sample Identification		***GW-017330-050906-NH-009***	***GW-017324-111308-NH-014***	***GW-17324-030310-GL-010***	***GW-17324-120711-EM-022***	***GW-017324-050614-SM-030***
Sample Date		***5/9/2006***	***11/13/2008***	***3/3/2010***	***12/7/2011***	***5/6/2014***
Sample Depth		***-***	***-***	***-***	***-***	***-***
Sample Depth						
	Units					
Gas						
Ethane	ug/L	--	--	--	--	--
Ethene	ug/L	--	--	--	--	--
Methane	ug/L	--	--	--	--	--
General Chemistry						
Alkalinity, bicarbonate	ug/L	--	--	--	--	--
Alkalinity, carbonate	ug/L	--	--	--	--	--
Bicarbonate (as CaCO3)	ug/L	--	--	--	--	--
Chloride	ug/L	--	--	--	--	--
Dissolved organic carbon (DOC)	ug/L	--	--	--	--	--
Hardness	ug/L	--	--	--	--	--
Hardness, carbonate	ug/L	--	--	--	--	--
Nitrate (as N)	ug/L	--	--	--	--	--
Nitrite (as N)	ug/L	--	--	--	--	--
pH	s.u.	--	--	--	--	--
Sulfate	ug/L	--	--	--	--	--
Sulfide	ug/L	--	--	--	--	--
Total dissolved solids (TDS)	ug/L	--	--	--	--	--
Total organic carbon (TOC)	ug/L	--	--	--	--	--

Notes
ug/L - Micrograms per litre
"-" - No value
U - Not detected at the associated reporting limit
J - Estimated concentration
UJ - Not detected; associated reporting limit is estimated
R - Rejected
s.u. - Standard units
nc - No criteria
ND - Non Detect (calculation)
BOLD[abc] Concentration exceeds associated screening level
IDEM Appendix A: Screening Levels Remedation Closure Guide - March 25, 2014
a - Exceeds IDEM residential tap screening levels
b - Exceeds IDEM residential vapor exposure screening levels
c - Exceeds IDEM commercial/industrial vapor screening levels

APPENDIX G.3

GROUNDWATER QUALITY DATA
RFI REPORT
FORMER MANUAL TRANSMISSIONS OF MUNCIE FACILITY
MUNCIE, INDIANA

AOI		*AOI 16*	*AOI 16*	*AOI 16*	*AOI 16*	*AOI 16*	*AOI 16*	*AOI 16*	*AOI 16*	*AOI 16*
Sample Location		***MW-29***	***MW-29***	***MW-29***	***MW-29***	***MW-29***	***MW-29***	***MW-29***	***MW-29***	***MW-29***
Sample Identification		***MW-29***	***MW-29***	***MW-29***	***MW-29***	***MW-29***	***MW-29***	***MW-29***	***GW-17330-100902-EH-006***	***GW-072004-MR-005***
Sample Date		***7/1/1996***	***5/1/1997***	***9/17/1997***	***10/1/1998***	***4/1/1999***	***10/1/2000***	***3/26/2001***	***10/9/2002***	***7/20/2004***
Sample Depth		-	-	-	-	-	-	-	-	-
Sample Depth										
	Units									
Volatile Organic Compounds (VOCs)										
Acetone	ug/L	U	U	U	U	U	U	U	620 UJ	100 U
Benzene	ug/L	U	U	U	U	U	U	U	25 U	10 U
Bromodichloromethane	ug/L	U	U	U	U	U	U	U	25 U	10 U
Bromoform	ug/L	--	--	--	--	--	--	--	25 U	10 U
Bromomethane (Methyl bromide)	ug/L	--	--	--	--	--	--	--	25 U	10 U
2-Butanone (Methyl ethyl ketone) (MEK)	ug/L	U	U	U	U	U	U	U	620 U	100 U
Carbon disulfide	ug/L	--	--	--	--	--	--	--	120 U	10 U
Carbon tetrachloride	ug/L	--	--	--	--	--	--	--	25 U	10 U
Chlorobenzene	ug/L	U	U	U	U	U	U	U	25 U	10 U
Chloroethane	ug/L	U	U	U	U	U	U	U	25 U	10 U
2-Chloroethyl vinyl ether	ug/L	U	U	U	U	U	U	--	--	--
Chloroform (Trichloromethane)	ug/L	U	U	U	U	U	U	U	25 U	10 U
Chloromethane (Methyl chloride)	ug/L	U	U	U	U	U	U	U	25 U	10 U
Cyclohexane	ug/L	--	--	--	--	--	--	--	25 U	10 U
1,2-Dibromo-3-chloropropane (DBCP)	ug/L	--	--	--	--	--	--	--	25 U	20 U
Dibromochloromethane	ug/L	--	--	--	--	--	--	--	25 U	10 U
1,2-Dibromoethane (Ethylene dibromide)	ug/L	--	--	--	--	--	--	--	25 U	10 U
1,2-Dichlorobenzene	ug/L	--	--	--	--	--	--	--	25 U	10 U
1,3-Dichlorobenzene	ug/L	--	--	--	--	--	--	--	25 U	10 U
1,4-Dichlorobenzene	ug/L	--	--	--	--	--	--	--	25 U	10 U
Dichlorodifluoromethane (CFC-12)	ug/L	--	--	--	--	--	--	--	25 U	10 U
1,1-Dichloroethane	ug/L	U	U	U	2.3	U	2.6	1.9	25 U	10 U
1,2-Dichloroethane	ug/L	U	U	U	U	U	U	U	25 U	10 U
1,2-Dichloroethene (total)	ug/L	U	U	U	U	U	U	--	--	--
1,1-Dichloroethene	ug/L	U	U	U	U	6.6	3.2	U	25 U	10 U
cis-1,2-Dichloroethene	ug/L	U	**630[a]**	**600[a]**	34	**890[a]**	**91[a]**	30	**640[a]**	**330[a]**
trans-1,2-Dichloroethene	ug/L	**150[a]**	**120[a]**	**120[a]**	1.8	**220[a]**	30	8.9	**170[a]**	80
1,2-Dichloropropane	ug/L	--	--	--	--	--	--	--	25 U	10 U
cis-1,3-Dichloropropene	ug/L	--	--	--	--	--	--	--	25 U	10 U
trans-1,3-Dichloropropene	ug/L	--	--	--	--	--	--	--	25 UJ	10 U
Ethylbenzene	ug/L	U	U	U	U	U	U	U	25 U	10 U
2-Hexanone	ug/L	U	U	U	U	U	U	U	1200 U	100 U
Isopropyl benzene	ug/L	--	--	--	--	--	--	--	120 U	10 U
Methyl acetate	ug/L	--	--	--	--	--	--	--	250 U	100 U
Methyl cyclohexane	ug/L	--	--	--	--	--	--	--	25 U	10 U
Methyl tert butyl ether (MTBE)	ug/L	--	--	--	--	--	--	--	120 U	50 U
4-Methyl-2-pentanone (Methyl isobutyl ketone) (MIBK)	ug/L	--	--	--	--	--	--	--	1200 U	100 U
Methylene chloride	ug/L	**46[a]**	U	U	**7.6[a]**	U	U	U	**14 J[a]**	10 U
Styrene	ug/L	--	--	--	--	--	--	--	25 U	10 U
VOCs (Continued)										

APPENDIX G.3

GROUNDWATER QUALITY DATA
RFI REPORT
FORMER MANUAL TRANSMISSIONS OF MUNCIE FACILITY
MUNCIE, INDIANA

AOI		*AOI 16*	*AOI 16*	*AOI 16*	*AOI 16*	*AOI 16*	*AOI 16*	*AOI 16*	*AOI 16*	*AOI 16*
Sample Location		*MW-29*	*MW-29*	*MW-29*	*MW-29*	*MW-29*	*MW-29*	*MW-29*	*MW-29*	*MW-29*
Sample Identification		*MW-29*	*MW-29*	*MW-29*	*MW-29*	*MW-29*	*MW-29*	*MW-29*	*GW-17330-100902-EH-006*	*GW-072004-MR-005*
Sample Date		*7/1/1996*	*5/1/1997*	*9/17/1997*	*10/1/1998*	*4/1/1999*	*10/1/2000*	*3/26/2001*	*10/9/2002*	*7/20/2004*
Sample Depth		-	-	-	-	-	-	-	-	-
Sample Depth										
	Units									
1,1,2,2-Tetrachloroethane	ug/L	--	--	--	--	--	--	--	25 U	10 U
Tetrachloroethene	ug/L	U	U	U	U	U	U	U	25 U	10 U
Toluene	ug/L	U	U	U	U	U	U	U	25 U	4.8 J
1,2,4-Trichlorobenzene	ug/L	--	--	--	--	--	--	--	120 U	10 U
1,1,1-Trichloroethane	ug/L	U	U	U	U	U	U	U	25 U	10 U
1,1,2-Trichloroethane	ug/L	--	--	--	--	--	--	--	25 U	10 U
Trichloroethene	ug/L	**1000[abc]**	**930[abc]**	**820[abc]**	**5.2[a]**	**1100[abc]**	**160[abc]**	**51[abc]**	**800[abc]**	**290[abc]**
Trichlorofluoromethane (CFC-11)	ug/L	--	--	--	--	--	--	--	25 U	10 U
Trifluorotrichloroethane (Freon 113)	ug/L	--	--	--	--	--	--	--	25 U	10 U
Vinyl acetate	ug/L	--	--	--	--	--	--	--	--	--
Vinyl chloride	ug/L	**24[ab]**	**18[ab]**	**12[ab]**	**22[ab]**	**32[ab]**	**21[ab]**	**13[ab]**	**12 J[ab]**	**10[ab]**
Xylenes (total)	ug/L	U	U	U	U	U	U	U	75 U	20 U
Semi-Volatile Organic Compounds (SVOCs)										
Acenaphthene	ug/L	--	--	--	--	--	--	--	--	--
Acenaphthylene	ug/L	--	--	--	--	--	--	--	--	--
Acetonitrile	ug/L	--	--	--	--	--	--	--	--	--
Acetophenone	ug/L	--	--	--	--	--	--	--	--	--
2-Acetylaminofluorene	ug/L	--	--	--	--	--	--	--	--	--
Acrolein	ug/L	--	--	--	--	--	--	--	--	--
Acrylonitrile	ug/L	--	--	--	--	--	--	--	--	--
Allyl chloride	ug/L	--	--	--	--	--	--	--	--	--
4-Aminobiphenyl	ug/L	--	--	--	--	--	--	--	--	--
Aniline	ug/L	--	--	--	--	--	--	--	--	--
Anthracene	ug/L	--	--	--	--	--	--	--	--	--
Aramite	ug/L	--	--	--	--	--	--	--	--	--
Atrazine	ug/L	--	--	--	--	--	--	--	--	--
Benzaldehyde	ug/L	--	--	--	--	--	--	--	--	--
Benzidine	ug/L	--	--	--	--	--	--	--	--	--
Benzo(a)anthracene	ug/L	--	--	--	--	--	--	--	--	--
Benzo(a)pyrene	ug/L	--	--	--	--	--	--	--	--	--
Benzo(b)fluoranthene	ug/L	--	--	--	--	--	--	--	--	--
Benzo(g,h,i)perylene	ug/L	--	--	--	--	--	--	--	--	--
Benzo(k)fluoranthene	ug/L	--	--	--	--	--	--	--	--	--
Benzoic acid	ug/L	--	--	--	--	--	--	--	--	--
Benzyl alcohol	ug/L	--	--	--	--	--	--	--	--	--
Biphenyl (1,1-Biphenyl)	ug/L	--	--	--	--	--	--	--	--	--
4-Bromophenyl phenyl ether	ug/L	--	--	--	--	--	--	--	--	--
Butyl benzylphthalate (BBP)	ug/L	--	--	--	--	--	--	--	--	--
Caprolactam	ug/L	--	--	--	--	--	--	--	--	--
Carbazole	ug/L	--	--	--	--	--	--	--	--	--
4-Chloro-3-methylphenol	ug/L	--	--	--	--	--	--	--	--	--
4-Chloroaniline	ug/L	--	--	--	--	--	--	--	--	--
Chlorobenzilate	ug/L	--	--	--	--	--	--	--	--	--
bis(2-Chloroethoxy)methane	ug/L	--	--	--	--	--	--	--	--	--
bis(2-Chloroethyl)ether	ug/L	--	--	--	--	--	--	--	--	--

APPENDIX G.3

GROUNDWATER QUALITY DATA
RFI REPORT
FORMER MANUAL TRANSMISSIONS OF MUNCIE FACILITY
MUNCIE, INDIANA

AOI		*AOI 16*	*AOI 16*	*AOI 16*	*AOI 16*	*AOI 16*	*AOI 16*	*AOI 16*	*AOI 16*	*AOI 16*
Sample Location		*MW-29*	*MW-29*	*MW-29*	*MW-29*	*MW-29*	*MW-29*	*MW-29*	*MW-29*	*MW-29*
Sample Identification		*MW-29*	*MW-29*	*MW-29*	*MW-29*	*MW-29*	*MW-29*	*MW-29*	*GW-17330-100902-EH-006*	*GW-072004-MR-005*
Sample Date		*7/1/1996*	*5/1/1997*	*9/17/1997*	*10/1/1998*	*4/1/1999*	*10/1/2000*	*3/26/2001*	*10/9/2002*	*7/20/2004*
Sample Depth		*-*	*-*	*-*	*-*	*-*	*-*	*-*	*-*	*-*
Sample Depth										
	Units									
2-Chloronaphthalene	ug/L	--	--	--	--	--	--	--	--	--
2-Chlorophenol	ug/L	--	--	--	--	--	--	--	--	--
4-Chlorophenyl phenyl ether	ug/L	--	--	--	--	--	--	--	--	--
Chloroprene	ug/L	--	--	--	--	--	--	--	--	--
Chrysene	ug/L	--	--	--	--	--	--	--	--	--
Cresol isomers	ug/L	--	--	--	--	--	--	--	--	--
Diallate	ug/L	--	--	--	--	--	--	--	--	--
Dibenz(a,h)anthracene	ug/L	--	--	--	--	--	--	--	--	--
Dibenzofuran	ug/L	--	--	--	--	--	--	--	--	--
Dibromochloromethane	ug/L	U	U	U	U	U	U	U	--	--
Dibromomethane	ug/L	--	--	--	--	--	--	--	--	--
trans-1,4-Dichloro-2-butene	ug/L	--	--	--	--	--	--	--	--	--
3,3'-Dichlorobenzidine	ug/L	--	--	--	--	--	--	--	--	--
2,4-Dichlorophenol	ug/L	--	--	--	--	--	--	--	--	--
2,6-Dichlorophenol	ug/L	--	--	--	--	--	--	--	--	--
Diethyl phthalate	ug/L	--	--	--	--	--	--	--	--	--
Dimethoate	ug/L	--	--	--	--	--	--	--	--	--
Dimethyl phthalate	ug/L	--	--	--	--	--	--	--	--	--
p-Dimethylaminoazobenzene A	ug/L	--	--	--	--	--	--	--	--	--
7,12-Dimethylbenz(a)anthracene	ug/L	--	--	--	--	--	--	--	--	--
3,3-Dimethylbenzidine	ug/L	--	--	--	--	--	--	--	--	--
a,a-Dimethylphenethylamine	ug/L	--	--	--	--	--	--	--	--	--
2,4-Dimethylphenol	ug/L	--	--	--	--	--	--	--	--	--
Di-n-butylphthalate (DBP)	ug/L	--	--	--	--	--	--	--	--	--
4,6-Dinitro-2-methylphenol	ug/L	--	--	--	--	--	--	--	--	--
Dinitrobenzene, NOS	ug/L	--	--	--	--	--	--	--	--	--
2,4-Dinitrophenol	ug/L	--	--	--	--	--	--	--	--	--
2,4-Dinitrotoluene	ug/L	--	--	--	--	--	--	--	--	--
2,6-Dinitrotoluene	ug/L	--	--	--	--	--	--	--	--	--
Di-n-octyl phthalate (DnOP)	ug/L	--	--	--	--	--	--	--	--	--
1,4-Dioxane	ug/L	--	--	--	--	--	--	--	--	--
Diphenylamine	ug/L	--	--	--	--	--	--	--	--	--
1,2-Diphenylhydrazine	ug/L	--	--	--	--	--	--	--	--	--
Disulfoton	ug/L	--	--	--	--	--	--	--	--	--

APPENDIX G.3

GROUNDWATER QUALITY DATA
RFI REPORT
FORMER MANUAL TRANSMISSIONS OF MUNCIE FACILITY
MUNCIE, INDIANA

AOI		*AOI 16*	*AOI 16*	*AOI 16*	*AOI 16*	*AOI 16*	*AOI 16*	*AOI 16*	*AOI 16*	*AOI 16*
Sample Location		*MW-29*	*MW-29*	*MW-29*	*MW-29*	*MW-29*	*MW-29*	*MW-29*	*MW-29*	*MW-29*
Sample Identification		*MW-29*	*MW-29*	*MW-29*	*MW-29*	*MW-29*	*MW-29*	*MW-29*	*GW-17330-100902-EH-006*	*GW-072004-MR-005*
Sample Date		*7/1/1996*	*5/1/1997*	*9/17/1997*	*10/1/1998*	*4/1/1999*	*10/1/2000*	*3/26/2001*	*10/9/2002*	*7/20/2004*
Sample Depth		*-*	*-*	*-*	*-*	*-*	*-*	*-*	*-*	*-*
Sample Depth										
	Units									
SVOCs (Continued)										
Ethyl methacrylate	ug/L	--	--	--	--	--	--	--	--	--
Ethyl methanesulfonate	ug/L	--	--	--	--	--	--	--	--	--
bis(2-Ethylhexyl)phthalate (DEHP)	ug/L	--	--	--	--	--	--	--	--	--
Famphur	ug/L	--	--	--	--	--	--	--	--	--
Fluoranthene	ug/L	--	--	--	--	--	--	--	--	--
Fluorene	ug/L	--	--	--	--	--	--	--	--	--
Hexachlorobenzene	ug/L	--	--	--	--	--	--	--	--	--
Hexachlorobutadiene	ug/L	--	--	--	--	--	--	--	--	--
Hexachlorocyclopentadiene	ug/L	--	--	--	--	--	--	--	--	--
Hexachloroethane	ug/L	--	--	--	--	--	--	--	--	--
Hexachlorophene A	ug/L	--	--	--	--	--	--	--	--	--
Hexachloropropene	ug/L	--	--	--	--	--	--	--	--	--
Indeno(1,2,3-cd)pyrene	ug/L	--	--	--	--	--	--	--	--	--
Iodomethane	ug/L	--	--	--	--	--	--	--	--	--
Isodrin	ug/L	--	--	--	--	--	--	--	--	--
Isophorone	ug/L	--	--	--	--	--	--	--	--	--
Isosafrole	ug/L	--	--	--	--	--	--	--	--	--
Kepone	ug/L	--	--	--	--	--	--	--	--	--
Methapyrilene	ug/L	--	--	--	--	--	--	--	--	--
Methyl acrylonitrile	ug/L	--	--	--	--	--	--	--	--	--
Methyl methacrylate	ug/L	--	--	--	--	--	--	--	--	--
Methyl methanesulfonate	ug/L	--	--	--	--	--	--	--	--	--
Methyl parathion	ug/L	--	--	--	--	--	--	--	--	--
3-Methylcholanthrene	ug/L	--	--	--	--	--	--	--	--	--
2-Methylnaphthalene	ug/L	--	--	--	--	--	--	--	--	--
2-Methylphenol	ug/L	--	--	--	--	--	--	--	--	--
3&4-Methylphenol	ug/L	--	--	--	--	--	--	--	--	--
4-Methylphenol	ug/L	--	--	--	--	--	--	--	--	--
Naphthalene	ug/L	--	--	--	--	--	--	--	--	--
1,4-Naphthoquinone	ug/L	--	--	--	--	--	--	--	--	--
1-Naphthylamine	ug/L	--	--	--	--	--	--	--	--	--
2-Naphthylamine	ug/L	--	--	--	--	--	--	--	--	--
2-Nitroaniline	ug/L	--	--	--	--	--	--	--	--	--
3-Nitroaniline	ug/L	--	--	--	--	--	--	--	--	--
4-Nitroaniline	ug/L	--	--	--	--	--	--	--	--	--
Nitrobenzene	ug/L	--	--	--	--	--	--	--	--	--
2-Nitrophenol	ug/L	--	--	--	--	--	--	--	--	--
4-Nitrophenol	ug/L	--	--	--	--	--	--	--	--	--
4-Nitroquinoline-N-oxide	ug/L	--	--	--	--	--	--	--	--	--
N-Nitrosodi-n-butylamine	ug/L	--	--	--	--	--	--	--	--	--
N-Nitrosodi-n-propylamine	ug/L	--	--	--	--	--	--	--	--	--
N-Nitrosodiphenylamine	ug/L	--	--	--	--	--	--	--	--	--
N-Nitrosodiethylamine	ug/L	--	--	--	--	--	--	--	--	--
N-Nitrosodimethylamine	ug/L	--	--	--	--	--	--	--	--	--
N-Nitrosomethylethylamine	ug/L	--	--	--	--	--	--	--	--	--

APPENDIX G.3

GROUNDWATER QUALITY DATA
RFI REPORT
FORMER MANUAL TRANSMISSIONS OF MUNCIE FACILITY
MUNCIE, INDIANA

AOI		*AOI 16*	*AOI 16*	*AOI 16*	*AOI 16*	*AOI 16*	*AOI 16*	*AOI 16*	*AOI 16*	*AOI 16*
Sample Location		*MW-29*	*MW-29*	*MW-29*	*MW-29*	*MW-29*	*MW-29*	*MW-29*	*MW-29*	*MW-29*
Sample Identification		*MW-29*	*MW-29*	*MW-29*	*MW-29*	*MW-29*	*MW-29*	*MW-29*	*GW-17330-100902-EH-006*	*GW-072004-MR-005*
Sample Date		*7/1/1996*	*5/1/1997*	*9/17/1997*	*10/1/1998*	*4/1/1999*	*10/1/2000*	*3/26/2001*	*10/9/2002*	*7/20/2004*
Sample Depth		*-*	*-*	*-*	*-*	*-*	*-*	*-*	*-*	*-*
Sample Depth										
	Units									
SVOCs (Continued)										
N-Nitrosomorpholine	ug/L	--	--	--	--	--	--	--	--	--
N-Nitrosopiperidine	ug/L	--	--	--	--	--	--	--	--	--
N-Nitrosopyrrolidine	ug/L	--	--	--	--	--	--	--	--	--
2,2'-Oxybis(1-chloropropane) (bis(2-Chloroisopropyl) ether)	ug/L	--	--	--	--	--	--	--	--	--
Pentachlorobenzene	ug/L	--	--	--	--	--	--	--	--	--
Pentachloroethane	ug/L	--	--	--	--	--	--	--	--	--
Pentachloronitrobenzene	ug/L	--	--	--	--	--	--	--	--	--
Pentachlorophenol	ug/L	--	--	--	--	--	--	--	--	--
Phenacetin	ug/L	--	--	--	--	--	--	--	--	--
Phenanthrene	ug/L	--	--	--	--	--	--	--	--	--
Phenol	ug/L	--	--	--	--	--	--	--	--	--
p-Phenylenediamine	ug/L	--	--	--	--	--	--	--	--	--
Phorate	ug/L	--	--	--	--	--	--	--	--	--
2-Picoline	ug/L	--	--	--	--	--	--	--	--	--
Pronamide	ug/L	--	--	--	--	--	--	--	--	--
Propionitrile (ethyl cyanide)	ug/L	--	--	--	--	--	--	--	--	--
Pyrene	ug/L	--	--	--	--	--	--	--	--	--
Pyridine	ug/L	--	--	--	--	--	--	--	--	--
Safrole	ug/L	--	--	--	--	--	--	--	--	--
1,2,4,5-Tetrachlorobenzene	ug/L	--	--	--	--	--	--	--	--	--
1,1,1,2-Tetrachloroethane	ug/L	--	--	--	--	--	--	--	--	--
2,3,4,6-Tetrachlorophenol	ug/L	--	--	--	--	--	--	--	--	--
Thionazin (O,O-diethyl-O-2-pyrazinyl phosphorothioate)	ug/L	--	--	--	--	--	--	--	--	--
o-Toluidine A	ug/L	--	--	--	--	--	--	--	--	--
5-Nitro-2-toluidine	ug/L	--	--	--	--	--	--	--	--	--
2,4,5-Trichlorophenol	ug/L	--	--	--	--	--	--	--	--	--
2,4,6-Trichlorophenol	ug/L	--	--	--	--	--	--	--	--	--
1,2,3-Trichloropropane	ug/L	--	--	--	--	--	--	--	--	--
0,0,0-Triethylphosphorothioate	ug/L	--	--	--	--	--	--	--	--	--
1,3,5-Trinitrobenzene	ug/L	--	--	--	--	--	--	--	--	--
PCBs										
Aroclor-1016 (PCB-1016)	ug/L	--	--	--	--	--	--	--	--	--
Aroclor-1221 (PCB-1221)	ug/L	--	--	--	--	--	--	--	--	--
Aroclor-1232 (PCB-1232)	ug/L	--	--	--	--	--	--	--	--	--
Aroclor-1242 (PCB-1242)	ug/L	--	--	--	--	--	--	--	--	--
Aroclor-1248 (PCB-1248)	ug/L	--	--	--	--	--	--	--	--	--
Aroclor-1254 (PCB-1254)	ug/L	--	--	--	--	--	--	--	--	--
Aroclor-1260 (PCB-1260)	ug/L	--	--	--	--	--	--	--	--	--
Total PCBs	ug/L	--	--	--	--	--	--	--	--	--
Total Petroleum Hydrocarbons (TPH)										
Total Petroleum Hydrocarbons - Purgeable (GRO)	ug/L	--	--	--	--	--	--	--	--	--

APPENDIX G.3

GROUNDWATER QUALITY DATA
RFI REPORT
FORMER MANUAL TRANSMISSIONS OF MUNCIE FACILITY
MUNCIE, INDIANA

AOI		*AOI 16*	*AOI 16*	*AOI 16*	*AOI 16*	*AOI 16*	*AOI 16*	*AOI 16*	*AOI 16*	*AOI 16*
Sample Location		***MW-29***	***MW-29***	***MW-29***	***MW-29***	***MW-29***	***MW-29***	***MW-29***	***MW-29***	***MW-29***
Sample Identification		***MW-29***	***MW-29***	***MW-29***	***MW-29***	***MW-29***	***MW-29***	***MW-29***	***GW-17330-100902-EH-006***	***GW-072004-MR-005***
Sample Date		***7/1/1996***	***5/1/1997***	***9/17/1997***	***10/1/1998***	***4/1/1999***	***10/1/2000***	***3/26/2001***	***10/9/2002***	***7/20/2004***
Sample Depth		-	-	-	-	-	-	-	-	-
Sample Depth										
	Units									
Metals										
Aluminum	ug/L	--	--	--	--	--	--	--	--	--
Antimony	ug/L	--	--	--	--	--	--	--	--	--
Arsenic	ug/L	--	--	--	--	--	--	--	--	--
Arsenic (dissolved)	ug/L	--	--	--	--	--	--	--	--	--
Barium	ug/L	--	--	--	--	--	--	--	--	--
Barium (dissolved)	ug/L	--	--	--	--	--	--	--	--	--
Beryllium	ug/L	--	--	--	--	--	--	--	--	--
Cadmium	ug/L	--	--	--	--	--	--	--	--	--
Cadmium (dissolved)	ug/L	--	--	--	--	--	--	--	--	--
Calcium	ug/L	--	--	--	--	--	--	--	--	--
Calcium (dissolved)	ug/L	--	--	--	--	--	--	--	--	88400
Chromium	ug/L	--	--	--	--	--	--	--	--	--
Chromium (dissolved)	ug/L	--	--	--	--	--	--	--	--	--
Cobalt	ug/L	--	--	--	--	--	--	--	--	--
Copper	ug/L	--	--	--	--	--	--	--	--	--
Copper (dissolved)	ug/L	--	--	--	--	--	--	--	--	--
Iron	ug/L	--	--	--	--	--	--	--	--	--
Iron (dissolved)	ug/L	--	--	--	--	--	--	--	--	--
Lead	ug/L	--	--	--	--	--	--	--	--	--
Lead (dissolved)	ug/L	--	--	--	--	--	--	--	--	--
Magnesium	ug/L	--	--	--	--	--	--	--	--	--
Magnesium (dissolved)	ug/L	--	--	--	--	--	--	--	--	32500
Manganese	ug/L	--	--	--	--	--	--	--	--	--
Manganese (dissolved)	ug/L	--	--	--	--	--	--	--	--	230
Mercury	ug/L	--	--	--	--	--	--	--	--	--
Mercury (dissolved)	ug/L	--	--	--	--	--	--	--	--	--
Nickel	ug/L	--	--	--	--	--	--	--	--	--
Nickel (dissolved)	ug/L	--	--	--	--	--	--	--	--	--
Potassium	ug/L	--	--	--	--	--	--	--	--	--
Selenium	ug/L	--	--	--	--	--	--	--	--	--
Selenium (dissolved)	ug/L	--	--	--	--	--	--	--	--	--
Silver	ug/L	--	--	--	--	--	--	--	--	--
Silver (dissolved)	ug/L	--	--	--	--	--	--	--	--	--
Sodium	ug/L	--	--	--	--	--	--	--	--	--
Thallium	ug/L	--	--	--	--	--	--	--	--	--
Vanadium	ug/L	--	--	--	--	--	--	--	--	--
Zinc	ug/L	--	--	--	--	--	--	--	--	--
Zinc (dissolved)	ug/L	--	--	--	--	--	--	--	--	--

APPENDIX G.3

GROUNDWATER QUALITY DATA
RFI REPORT
FORMER MANUAL TRANSMISSIONS OF MUNCIE FACILITY
MUNCIE, INDIANA

AOI		***AOI 16***	***AOI 16***	***AOI 16***	***AOI 16***	***AOI 16***	***AOI 16***	***AOI 16***	***AOI 16***	***AOI 16***
Sample Location		***MW-29***	***MW-29***	***MW-29***	***MW-29***	***MW-29***	***MW-29***	***MW-29***	***MW-29***	***MW-29***
Sample Identification		***MW-29***	***MW-29***	***MW-29***	***MW-29***	***MW-29***	***MW-29***	***MW-29***	***GW-17330-100902-EH-006***	***GW-072004-MR-005***
Sample Date		***7/1/1996***	***5/1/1997***	***9/17/1997***	***10/1/1998***	***4/1/1999***	***10/1/2000***	***3/26/2001***	***10/9/2002***	***7/20/2004***
Sample Depth		***-***	***-***	***-***	***-***	***-***	***-***	***-***	***-***	***-***
Sample Depth										
	Units									
Gas										
Ethane	ug/L	--	--	--	--	--	--	--	--	0.98
Ethene	ug/L	--	--	--	--	--	--	--	--	0.25 J
Methane	ug/L	--	--	--	--	--	--	--	--	170
General Chemistry										
Alkalinity, bicarbonate	ug/L	--	--	--	--	--	--	--	--	370000
Alkalinity, carbonate	ug/L	--	--	--	--	--	--	--	--	27000
Bicarbonate (as CaCO3)	ug/L	--	--	--	--	--	--	--	--	--
Chloride	ug/L	--	--	--	--	--	--	--	--	53800
Dissolved organic carbon (DOC)	ug/L	--	--	--	--	--	--	--	--	4000
Hardness	ug/L	--	--	--	--	--	--	--	--	354000
Hardness, carbonate	ug/L	--	--	--	--	--	--	--	--	--
Nitrate (as N)	ug/L	--	--	--	--	--	--	--	--	100 U
Nitrite (as N)	ug/L	--	--	--	--	--	--	--	--	87 J
pH	s.u.	--	--	--	--	--	--	--	--	--
Sulfate	ug/L	--	--	--	--	--	--	--	--	60400
Sulfide	ug/L	--	--	--	--	--	--	--	--	--
Total dissolved solids (TDS)	ug/L	--	--	--	--	--	--	--	--	--
Total organic carbon (TOC)	ug/L	--	--	--	--	--	--	--	--	--

Notes

ug/L - Micrograms per litre
"-" - No value
U - Not detected at the associated reporting limit
J - Estimated concentration
UJ - Not detected; associated reporting limit is estimated
R - Rejected
s.u. - Standard units
nc - No criteria
ND - Non Detect (calculation)
BOLD[abc] Concentration exceeds associated screening level
IDEM Appendix A: Screening Levels Remedation Closure Guide - March 25, 2014
a - Exceeds IDEM residential tap screening levels
b - Exceeds IDEM residential vapor exposure screening levels
c - Exceeds IDEM commercial/industrial vapor screening levels

APPENDIX G.3

GROUNDWATER QUALITY DATA
RFI REPORT
FORMER MANUAL TRANSMISSIONS OF MUNCIE FACILITY
MUNCIE, INDIANA

AOI		*AOI 16*	*AOI 16*	*AOI 16*	*AOI 16*	*AOI 16*
Sample Location		*MW-29*	*MW-29*	*MW-29*	*MW-29*	*MW-29*
Sample Identification		*GW-017330-042705-TP-006*	*GW-017330-101805-TP-007*	*GW-017330-051006-NH-015*	*GW-017324-111208-NH-009*	*GW-17324-030210-GL-003*
Sample Date		*4/27/2005*	*10/18/2005*	*5/10/2006*	*11/12/2008*	*3/2/2010*
Sample Depth		*-*	*-*	*-*	*-*	*-*
Sample Depth						
	Units					
Volatile Organic Compounds (VOCs)						
Acetone	ug/L	250 UJ	28 J	31 J	670 U	--
Benzene	ug/L	25 U	12 U	12 U	67 U	--
Bromodichloromethane	ug/L	25 U	12 U	12 U	67 U	--
Bromoform	ug/L	25 U	12 U	12 U	67 U	--
Bromomethane (Methyl bromide)	ug/L	25 U	12 UJ	12 U	67 U	--
2-Butanone (Methyl ethyl ketone) (MEK)	ug/L	250 UJ	120 U	120 U	670 U	--
Carbon disulfide	ug/L	25 U	12 U	12 U	67 U	--
Carbon tetrachloride	ug/L	25 U	12 U	12 U	67 U	--
Chlorobenzene	ug/L	25 U	12 U	12 U	67 U	--
Chloroethane	ug/L	25 U	12 U	12 U	67 U	--
2-Chloroethyl vinyl ether	ug/L	--	--	--	--	--
Chloroform (Trichloromethane)	ug/L	25 U	12 U	12 U	67 U	--
Chloromethane (Methyl chloride)	ug/L	25 U	12 U	12 U	67 U	--
Cyclohexane	ug/L	25 U	12 U	--	67 U	--
1,2-Dibromo-3-chloropropane (DBCP)	ug/L	50 UJ	25 U	--	130 U	--
Dibromochloromethane	ug/L	25 U	12 U	12 U	67 U	--
1,2-Dibromoethane (Ethylene dibromide)	ug/L	25 U	12 U	--	67 U	--
1,2-Dichlorobenzene	ug/L	25 U	12 U	--	67 U	--
1,3-Dichlorobenzene	ug/L	25 U	12 U	--	67 U	--
1,4-Dichlorobenzene	ug/L	25 U	12 U	--	67 U	--
Dichlorodifluoromethane (CFC-12)	ug/L	25 U	12 UJ	--	67 U	--
1,1-Dichloroethane	ug/L	25 U	12 U	12 U	67 U	--
1,2-Dichloroethane	ug/L	25 U	12 U	12 U	67 U	--
1,2-Dichloroethene (total)	ug/L	--	--	--	--	--
1,1-Dichloroethene	ug/L	25 U	12 U	12 U	67 U	--
cis-1,2-Dichloroethene	ug/L	**520**[a]	**410**[a]	**270**[a]	**1900**[a]	--
trans-1,2-Dichloroethene	ug/L	**190**[a]	**120**[a]	76	**360**[a]	--
1,2-Dichloropropane	ug/L	25 U	12 U	12 U	67 U	--
cis-1,3-Dichloropropene	ug/L	25 U	12 U	12 U	67 U	--
trans-1,3-Dichloropropene	ug/L	25 U	12 U	12 U	67 U	--
Ethylbenzene	ug/L	25 U	12 U	12 U	67 U	--
2-Hexanone	ug/L	250 UJ	120 U	120 U	670 U	--
Isopropyl benzene	ug/L	25 U	12 U	--	67 U	--
Methyl acetate	ug/L	250 UJ	120 U	--	670 U	--
Methyl cyclohexane	ug/L	25 U	12 U	--	67 U	--
Methyl tert butyl ether (MTBE)	ug/L	120 UJ	62 U	--	330 U	--
4-Methyl-2-pentanone (Methyl isobutyl ketone) (MIBK)	ug/L	250 UJ	120 U	120 U	670 U	--
Methylene chloride	ug/L	25 U	12 U	**8.5 J**[a]	67 U	--
Styrene	ug/L	25 U	12 U	12 U	67 U	--
VOCs (Continued)						

APPENDIX G.3

GROUNDWATER QUALITY DATA
RFI REPORT
FORMER MANUAL TRANSMISSIONS OF MUNCIE FACILITY
MUNCIE, INDIANA

AOI		*AOI 16*	*AOI 16*	*AOI 16*	*AOI 16*	*AOI 16*
Sample Location		*MW-29*	*MW-29*	*MW-29*	*MW-29*	*MW-29*
Sample Identification		*GW-017330-042705-TP-006*	*GW-017330-101805-TP-007*	*GW-017330-051006-NH-015*	*GW-017324-111208-NH-009*	*GW-17324-030210-GL-003*
Sample Date		*4/27/2005*	*10/18/2005*	*5/10/2006*	*11/12/2008*	*3/2/2010*
Sample Depth		-	-	-	-	-
Sample Depth						
	Units					
1,1,2,2-Tetrachloroethane	ug/L	25 U	12 U	12 U	67 U	--
Tetrachloroethene	ug/L	25 U	12 U	12 U	67 U	--
Toluene	ug/L	25 U	12 U	12 U	67 U	--
1,2,4-Trichlorobenzene	ug/L	25 U	12 UJ	--	67 U	--
1,1,1-Trichloroethane	ug/L	25 U	12 U	12 U	67 U	--
1,1,2-Trichloroethane	ug/L	25 U	12 U	12 U	67 U	--
Trichloroethene	ug/L	**830**[abc]	**400 J**[abc]	**340**[abc]	**300**[abc]	--
Trichlorofluoromethane (CFC-11)	ug/L	25 U	12 U	--	67 U	--
Trifluorotrichloroethane (Freon 113)	ug/L	25 U	12 U	--	67 U	--
Vinyl acetate	ug/L	--	--	--	--	--
Vinyl chloride	ug/L	**11 J**[ab]	**10 J**[ab]	**7.6 J**[ab]	67 U	--
Xylenes (total)	ug/L	50 U	25 U	25 U	130 U	--
Semi-Volatile Organic Compounds (SVOCs)						
Acenaphthene	ug/L	--	--	0.2 U	0.20 U	--
Acenaphthylene	ug/L	--	--	0.2 U	0.20 U	--
Acetonitrile	ug/L	--	--	--	--	--
Acetophenone	ug/L	--	--	1 U	1.0 U	--
2-Acetylaminofluorene	ug/L	--	--	--	--	--
Acrolein	ug/L	--	--	--	--	--
Acrylonitrile	ug/L	--	--	--	--	--
Allyl chloride	ug/L	--	--	--	--	--
4-Aminobiphenyl	ug/L	--	--	--	--	--
Aniline	ug/L	--	--	--	--	--
Anthracene	ug/L	--	--	0.2 U	0.20 U	--
Aramite	ug/L	--	--	--	--	--
Atrazine	ug/L	--	--	1 U	1.0 U	--
Benzaldehyde	ug/L	--	--	1 U	1.0 U	--
Benzidine	ug/L	--	--	--	--	--
Benzo(a)anthracene	ug/L	--	--	0.2 U	0.20 U	--
Benzo(a)pyrene	ug/L	--	--	0.2 U	0.20 U	--
Benzo(b)fluoranthene	ug/L	--	--	0.2 U	0.20 U	--
Benzo(g,h,i)perylene	ug/L	--	--	0.2 U	0.20 U	--
Benzo(k)fluoranthene	ug/L	--	--	0.2 U	0.20 U	--
Benzoic acid	ug/L	--	--	--	--	--
Benzyl alcohol	ug/L	--	--	--	--	--
Biphenyl (1,1-Biphenyl)	ug/L	--	--	1 U	1.0 U	--
4-Bromophenyl phenyl ether	ug/L	--	--	2 U	2.0 U	--
Butyl benzylphthalate (BBP)	ug/L	--	--	1 U	1.0 U	--
Caprolactam	ug/L	--	--	5 U	5.0 U	--
Carbazole	ug/L	--	--	1 U	1.0 U	--
4-Chloro-3-methylphenol	ug/L	--	--	2 U	2.0 U	--
4-Chloroaniline	ug/L	--	--	2 U	2.0 U	--
Chlorobenzilate	ug/L	--	--	--	--	--
bis(2-Chloroethoxy)methane	ug/L	--	--	1 U	1.0 U	--
bis(2-Chloroethyl)ether	ug/L	--	--	1 U	1.0 U	--

APPENDIX G.3

GROUNDWATER QUALITY DATA
RFI REPORT
FORMER MANUAL TRANSMISSIONS OF MUNCIE FACILITY
MUNCIE, INDIANA

AOI		*AOI 16*	*AOI 16*	*AOI 16*	*AOI 16*	*AOI 16*
Sample Location		*MW-29*	*MW-29*	*MW-29*	*MW-29*	*MW-29*
Sample Identification		*GW-017330-042705-TP-006*	*GW-017330-101805-TP-007*	*GW-017330-051006-NH-015*	*GW-017324-111208-NH-009*	*GW-17324-030210-GL-003*
Sample Date		*4/27/2005*	*10/18/2005*	*5/10/2006*	*11/12/2008*	*3/2/2010*
Sample Depth		*-*	*-*	*-*	*-*	*-*
Sample Depth						
	Units					
2-Chloronaphthalene	ug/L	--	--	1 U	1.0 U	--
2-Chlorophenol	ug/L	--	--	1 U	1.0 U	--
4-Chlorophenyl phenyl ether	ug/L	--	--	2 U	2.0 U	--
Chloroprene	ug/L	--	--	--	--	--
Chrysene	ug/L	--	--	0.2 U	0.20 U	--
Cresol isomers	ug/L	--	--	--	--	--
Diallate	ug/L	--	--	--	--	--
Dibenz(a,h)anthracene	ug/L	--	--	0.2 U	0.20 U	--
Dibenzofuran	ug/L	--	--	1 U	1.0 U	--
Dibromochloromethane	ug/L	--	--	--	--	--
Dibromomethane	ug/L	--	--	--	--	--
trans-1,4-Dichloro-2-butene	ug/L	--	--	--	--	--
3,3'-Dichlorobenzidine	ug/L	--	--	5 U	5.0 U	--
2,4-Dichlorophenol	ug/L	--	--	2 U	2.0 U	--
2,6-Dichlorophenol	ug/L	--	--	--	--	--
Diethyl phthalate	ug/L	--	--	1 U	1.0 U	--
Dimethoate	ug/L	--	--	--	--	--
Dimethyl phthalate	ug/L	--	--	1 U	1.0 U	--
p-Dimethylaminoazobenzene A	ug/L	--	--	--	--	--
7,12-Dimethylbenz(a)anthracene	ug/L	--	--	--	--	--
3,3-Dimethylbenzidine	ug/L	--	--	--	--	--
a,a-Dimethylphenethylamine	ug/L	--	--	--	--	--
2,4-Dimethylphenol	ug/L	--	--	2 U	2.0 U	--
Di-n-butylphthalate (DBP)	ug/L	--	--	1 U	1.0 U	--
4,6-Dinitro-2-methylphenol	ug/L	--	--	5 U	5.0 U	--
Dinitrobenzene, NOS	ug/L	--	--	--	--	--
2,4-Dinitrophenol	ug/L	--	--	5 U	5.0 U	--
2,4-Dinitrotoluene	ug/L	--	--	5 U	5.0 U	--
2,6-Dinitrotoluene	ug/L	--	--	5 U	5.0 U	--
Di-n-octyl phthalate (DnOP)	ug/L	--	--	1 U	1.0 U	--
1,4-Dioxane	ug/L	--	--	--	--	--
Diphenylamine	ug/L	--	--	--	--	--
1,2-Diphenylhydrazine	ug/L	--	--	--	--	--
Disulfoton	ug/L	--	--	--	--	--

APPENDIX G.3

GROUNDWATER QUALITY DATA
RFI REPORT
FORMER MANUAL TRANSMISSIONS OF MUNCIE FACILITY
MUNCIE, INDIANA

AOI		*AOI 16*	*AOI 16*	*AOI 16*	*AOI 16*	*AOI 16*
Sample Location		*MW-29*	*MW-29*	*MW-29*	*MW-29*	*MW-29*
Sample Identification		*GW-017330-042705-TP-006*	*GW-017330-101805-TP-007*	*GW-017330-051006-NH-015*	*GW-017324-111208-NH-009*	*GW-17324-030210-GL-003*
Sample Date		*4/27/2005*	*10/18/2005*	*5/10/2006*	*11/12/2008*	*3/2/2010*
Sample Depth		*-*	*-*	*-*	*-*	*-*
Sample Depth						
	Units					
SVOCs (Continued)						
Ethyl methacrylate	ug/L	--	--	--	--	--
Ethyl methanesulfonate	ug/L	--	--	--	--	--
bis(2-Ethylhexyl)phthalate (DEHP)	ug/L	--	--	1 U	2.0 U	--
Famphur	ug/L	--	--	--	--	--
Fluoranthene	ug/L	--	--	0.2 U	0.20 U	--
Fluorene	ug/L	--	--	0.2 U	0.20 U	--
Hexachlorobenzene	ug/L	--	--	0.2 U	0.20 U	--
Hexachlorobutadiene	ug/L	--	--	1 U	1.0 U	--
Hexachlorocyclopentadiene	ug/L	--	--	10 U	10 U	--
Hexachloroethane	ug/L	--	--	1 U	1.0 U	--
Hexachlorophene A	ug/L	--	--	--	--	--
Hexachloropropene	ug/L	--	--	--	--	--
Indeno(1,2,3-cd)pyrene	ug/L	--	--	0.2 U	0.20 U	--
Iodomethane	ug/L	--	--	--	--	--
Isodrin	ug/L	--	--	--	--	--
Isophorone	ug/L	--	--	1 U	1.0 U	--
Isosafrole	ug/L	--	--	--	--	--
Kepone	ug/L	--	--	--	--	--
Methapyrilene	ug/L	--	--	--	--	--
Methyl acrylonitrile	ug/L	--	--	--	--	--
Methyl methacrylate	ug/L	--	--	--	--	--
Methyl methanesulfonate	ug/L	--	--	--	--	--
Methyl parathion	ug/L	--	--	--	--	--
3-Methylcholanthrene	ug/L	--	--	--	--	--
2-Methylnaphthalene	ug/L	--	--	0.2 U	0.20 U	--
2-Methylphenol	ug/L	--	--	1 U	1.0 U	--
3&4-Methylphenol	ug/L	--	--	--	--	--
4-Methylphenol	ug/L	--	--	1 U	1.0 U	--
Naphthalene	ug/L	--	--	0.2 U	0.20 U	--
1,4-Naphthoquinone	ug/L	--	--	--	--	--
1-Naphthylamine	ug/L	--	--	--	--	--
2-Naphthylamine	ug/L	--	--	--	--	--
2-Nitroaniline	ug/L	--	--	2 U	2.0 U	--
3-Nitroaniline	ug/L	--	--	2 U	2.0 U	--
4-Nitroaniline	ug/L	--	--	2 U	2.0 U	--
Nitrobenzene	ug/L	--	--	1 U	1.0 U	--
2-Nitrophenol	ug/L	--	--	2 U	2.0 U	--
4-Nitrophenol	ug/L	--	--	5 U	5.0 U	--
4-Nitroquinoline-N-oxide	ug/L	--	--	--	--	--
N-Nitrosodi-n-butylamine	ug/L	--	--	--	--	--
N-Nitrosodi-n-propylamine	ug/L	--	--	1 U	1.0 U	--
N-Nitrosodiphenylamine	ug/L	--	--	1 U	1.0 U	--
N-Nitrosodiethylamine	ug/L	--	--	--	--	--
N-Nitrosodimethylamine	ug/L	--	--	--	--	--
N-Nitrosomethylethylamine	ug/L	--	--	--	--	--

APPENDIX G.3

GROUNDWATER QUALITY DATA
RFI REPORT
FORMER MANUAL TRANSMISSIONS OF MUNCIE FACILITY
MUNCIE, INDIANA

AOI		*AOI 16*	*AOI 16*	*AOI 16*	*AOI 16*	*AOI 16*
Sample Location		*MW-29*	*MW-29*	*MW-29*	*MW-29*	*MW-29*
Sample Identification		*GW-017330-042705-TP-006*	*GW-017330-101805-TP-007*	*GW-017330-051006-NH-015*	*GW-017324-111208-NH-009*	*GW-17324-030210-GL-003*
Sample Date		*4/27/2005*	*10/18/2005*	*5/10/2006*	*11/12/2008*	*3/2/2010*
Sample Depth		*-*	*-*	*-*	*-*	*-*
Sample Depth						
	Units					
SVOCs (Continued)						
N-Nitrosomorpholine	ug/L	--	--	--	--	--
N-Nitrosopiperidine	ug/L	--	--	--	--	--
N-Nitrosopyrrolidine	ug/L	--	--	--	--	--
2,2'-Oxybis(1-chloropropane) (bis(2-Chloroisopropyl) ether)	ug/L	--	--	1 U	1.0 U	--
Pentachlorobenzene	ug/L	--	--	--	--	--
Pentachloroethane	ug/L	--	--	--	--	--
Pentachloronitrobenzene	ug/L	--	--	--	--	--
Pentachlorophenol	ug/L	--	--	5 U	5.0 U	--
Phenacetin	ug/L	--	--	--	--	--
Phenanthrene	ug/L	--	--	0.2 U	0.20 U	--
Phenol	ug/L	--	--	1 U	1.0 U	--
p-Phenylenediamine	ug/L	--	--	--	--	--
Phorate	ug/L	--	--	--	--	--
2-Picoline	ug/L	--	--	--	--	--
Pronamide	ug/L	--	--	--	--	--
Propionitrile (ethyl cyanide)	ug/L	--	--	--	--	--
Pyrene	ug/L	--	--	0.2 U	0.20 U	--
Pyridine	ug/L	--	--	--	--	--
Safrole	ug/L	--	--	--	--	--
1,2,4,5-Tetrachlorobenzene	ug/L	--	--	--	--	--
1,1,1,2-Tetrachloroethane	ug/L	--	--	--	--	--
2,3,4,6-Tetrachlorophenol	ug/L	--	--	--	--	--
Thionazin (O,O-diethyl-O-2-pyrazinyl phosphorothioate)	ug/L	--	--	--	--	--
o-Toluidine A	ug/L	--	--	--	--	--
5-Nitro-2-toluidine	ug/L	--	--	--	--	--
2,4,5-Trichlorophenol	ug/L	--	--	5 U	5.0 U	--
2,4,6-Trichlorophenol	ug/L	--	--	5 U	5.0 U	--
1,2,3-Trichloropropane	ug/L	--	--	--	--	--
0,0,0-Triethylphosphorothioate	ug/L	--	--	--	--	--
1,3,5-Trinitrobenzene	ug/L	--	--	--	--	--
PCBs						
Aroclor-1016 (PCB-1016)	ug/L	--	--	--	--	0.50 U
Aroclor-1221 (PCB-1221)	ug/L	--	--	--	--	0.50 U
Aroclor-1232 (PCB-1232)	ug/L	--	--	--	--	0.50 U
Aroclor-1242 (PCB-1242)	ug/L	--	--	--	--	0.50 U
Aroclor-1248 (PCB-1248)	ug/L	--	--	--	--	0.50 U
Aroclor-1254 (PCB-1254)	ug/L	--	--	--	--	0.50 U
Aroclor-1260 (PCB-1260)	ug/L	--	--	--	--	0.50 U
Total PCBs	ug/L	--	--	--	--	ND
Total Petroleum Hydrocarbons (TPH)						
Total Petroleum Hydrocarbons - Purgeable (GRO)	ug/L	--	--	--	--	--

APPENDIX G.3

GROUNDWATER QUALITY DATA
RFI REPORT
FORMER MANUAL TRANSMISSIONS OF MUNCIE FACILITY
MUNCIE, INDIANA

AOI		*AOI 16*	*AOI 16*	*AOI 16*	*AOI 16*	*AOI 16*
Sample Location		***MW-29***	***MW-29***	***MW-29***	***MW-29***	***MW-29***
Sample Identification		***GW-017330-042705-TP-006***	***GW-017330-101805-TP-007***	***GW-017330-051006-NH-015***	***GW-017324-111208-NH-009***	***GW-17324-030210-GL-003***
Sample Date		***4/27/2005***	***10/18/2005***	***5/10/2006***	***11/12/2008***	***3/2/2010***
Sample Depth		***-***	***-***	***-***	***-***	***-***
Sample Depth						
	Units					
Metals						
Aluminum	ug/L	--	--	--	--	--
Antimony	ug/L	--	--	--	--	--
Arsenic	ug/L	--	--	9.4 J	10.0 U	--
Arsenic (dissolved)	ug/L	--	--	10 U	10.0 U	--
Barium	ug/L	--	--	152 J	200 U	--
Barium (dissolved)	ug/L	--	--	161 J	200 U	--
Beryllium	ug/L	--	--	--	--	--
Cadmium	ug/L	--	--	5 U	5.0 U	--
Cadmium (dissolved)	ug/L	--	--	5 U	5.0 U	--
Calcium	ug/L	--	--	--	--	--
Calcium (dissolved)	ug/L	104000	95800	--	--	--
Chromium	ug/L	--	--	10 U	10.0 U	--
Chromium (dissolved)	ug/L	--	--	10 U	10.0 U	--
Cobalt	ug/L	--	--	--	--	--
Copper	ug/L	--	--	--	--	--
Copper (dissolved)	ug/L	--	--	--	--	--
Iron	ug/L	--	--	--	--	--
Iron (dissolved)	ug/L	--	--	--	--	--
Lead	ug/L	--	--	**134**[a]	**44.3**[a]	**179**[a]
Lead (dissolved)	ug/L	--	--	7.6	3.0 U	15.0 U
Magnesium	ug/L	--	--	--	--	--
Magnesium (dissolved)	ug/L	37300	35100	--	--	--
Manganese	ug/L	--	--	--	--	--
Manganese (dissolved)	ug/L	280	200	--	--	--
Mercury	ug/L	--	--	0.2 U	0.20 U	--
Mercury (dissolved)	ug/L	--	--	0.2 U	0.20 U	--
Nickel	ug/L	--	--	--	--	--
Nickel (dissolved)	ug/L	--	--	--	--	--
Potassium	ug/L	--	--	--	--	--
Selenium	ug/L	--	--	5 U	5.0 U	--
Selenium (dissolved)	ug/L	--	--	5 U	5.0 U	--
Silver	ug/L	--	--	10 U	10.0 U	--
Silver (dissolved)	ug/L	--	--	10 U	10.0 U	--
Sodium	ug/L	--	--	--	--	--
Thallium	ug/L	--	--	--	--	--
Vanadium	ug/L	--	--	--	--	--
Zinc	ug/L	--	--	--	--	--
Zinc (dissolved)	ug/L	--	--	--	--	--

APPENDIX G.3

GROUNDWATER QUALITY DATA
RFI REPORT
FORMER MANUAL TRANSMISSIONS OF MUNCIE FACILITY
MUNCIE, INDIANA

AOI		***AOI 16***	***AOI 16***	***AOI 16***	***AOI 16***	***AOI 16***
Sample Location		***MW-29***	***MW-29***	***MW-29***	***MW-29***	***MW-29***
Sample Identification		***GW-017330-042705-TP-006***	***GW-017330-101805-TP-007***	***GW-017330-051006-NH-015***	***GW-017324-111208-NH-009***	***GW-17324-030210-GL-003***
Sample Date		***4/27/2005***	***10/18/2005***	***5/10/2006***	***11/12/2008***	***3/2/2010***
Sample Depth		***-***	***-***	***-***	***-***	***-***
Sample Depth						
	Units					
Gas						
Ethane	ug/L	0.52	0.50	--	--	--
Ethene	ug/L	0.50 U	0.21 J	--	--	--
Methane	ug/L	53	56	--	--	--
General Chemistry						
Alkalinity, bicarbonate	ug/L	350000	350000	--	--	--
Alkalinity, carbonate	ug/L	39000	33000	--	--	--
Bicarbonate (as CaCO3)	ug/L	--	--	--	--	--
Chloride	ug/L	61800	53200	--	--	--
Dissolved organic carbon (DOC)	ug/L	4000	4000	--	--	--
Hardness	ug/L	414000	384000	--	--	--
Hardness, carbonate	ug/L	--	--	--	--	--
Nitrate (as N)	ug/L	100 U	22 J	--	--	--
Nitrite (as N)	ug/L	100 U	100 U	--	--	--
pH	s.u.	--	--	--	--	--
Sulfate	ug/L	68100	72500	--	--	--
Sulfide	ug/L	--	--	--	--	--
Total dissolved solids (TDS)	ug/L	--	--	--	--	--
Total organic carbon (TOC)	ug/L	--	--	--	--	--

Notes
ug/L - Micrograms per litre
"-" - No value
U - Not detected at the associated reporting limit
J - Estimated concentration
UJ - Not detected; associated reporting limit is estimated
R - Rejected
s.u. - Standard units
nc - No criteria
ND - Non Detect (calculation)
BOLD[abc] Concentration exceeds associated screening level
IDEM Appendix A: Screening Levels Remedation Closure Guide - March 25, 2014
a - Exceeds IDEM residential tap screening levels
b - Exceeds IDEM residential vapor exposure screening levels
c - Exceeds IDEM commercial/industrial vapor screening levels

APPENDIX G.3

GROUNDWATER QUALITY DATA
RFI REPORT
FORMER MANUAL TRANSMISSIONS OF MUNCIE FACILITY
MUNCIE, INDIANA

AOI		*AOI 16*	*AOI 16*	*AOI 16*	*AOI 16*	*AOI 16*	*AOI 16*	*AOI 16*	*AOI 16*	*AOI 16*
Sample Location		*MW-29*	*MW-29*	*MW-30*	*MW-30*	*MW-30*	*MW-30*	*MW-30*	*MW-30*	*MW-30*
Sample Identification		*GW-17324-120611-EM-005*	*GW-017324-050114-SM-012*	*MW-30*	*MW-30*	*MW-30*	*MW-30*	*MW-30*	*MW-30*	*MW-30*
Sample Date		*12/6/2011*	*5/1/2014*	*7/1/1996*	*9/17/1997*	*1/14/1998*	*10/1/1998*	*4/1/1999*	*10/1/2000*	*3/27/2001*
Sample Depth		-	-	-	-	-	-	-	-	-
Sample Depth										
	Units									
Volatile Organic Compounds (VOCs)										
Acetone	ug/L	50 J	1000 U	U	U	U	U	U	U	U
Benzene	ug/L	40 U	100 U	U	U	U	U	U	U	U
Bromodichloromethane	ug/L	40 U	100 U	U	U	U	U	U	U	U
Bromoform	ug/L	40 U	100 U	--	--	--	--	--	--	--
Bromomethane (Methyl bromide)	ug/L	40 U	100 U	--	--	--	--	--	--	--
2-Butanone (Methyl ethyl ketone) (MEK)	ug/L	400 U	1000 U	U	U	U	U	U	U	U
Carbon disulfide	ug/L	40 U	100 U	--	--	--	--	--	--	--
Carbon tetrachloride	ug/L	40 U	100 U	--	--	--	--	--	--	--
Chlorobenzene	ug/L	40 U	100 U	U	U	U	U	U	U	U
Chloroethane	ug/L	40 U	100 U	U	U	U	U	U	U	U
2-Chloroethyl vinyl ether	ug/L	--	--	U	U	U	U	U	U	--
Chloroform (Trichloromethane)	ug/L	40 U	100 U	U	U	U	U	U	U	U
Chloromethane (Methyl chloride)	ug/L	40 U	100 U	U	U	U	U	U	U	U
Cyclohexane	ug/L	40 U	100 U	--	--	--	--	--	--	--
1,2-Dibromo-3-chloropropane (DBCP)	ug/L	80 U	200 U	--	--	--	--	--	--	--
Dibromochloromethane	ug/L	40 U	100 U	--	--	--	--	--	--	--
1,2-Dibromoethane (Ethylene dibromide)	ug/L	40 U	100 U	--	--	--	--	--	--	--
1,2-Dichlorobenzene	ug/L	40 U	100 U	--	--	--	--	--	--	--
1,3-Dichlorobenzene	ug/L	40 U	100 U	--	--	--	--	--	--	--
1,4-Dichlorobenzene	ug/L	40 U	100 U	--	--	--	--	--	--	--
Dichlorodifluoromethane (CFC-12)	ug/L	40 U	100 U	--	--	--	--	--	--	--
1,1-Dichloroethane	ug/L	40 U	100 U	U	U	U	U	U	U	U
1,2-Dichloroethane	ug/L	40 U	100 U	U	U	U	U	U	U	U
1,2-Dichloroethene (total)	ug/L	--	--	U	U	U	U	U	U	--
1,1-Dichloroethene	ug/L	40 U	100 U	U	U	U	U	U	U	U
cis-1,2-Dichloroethene	ug/L	**760[a]**	**1000[a]**	U	U	U	U	U	U	U
trans-1,2-Dichloroethene	ug/L	**190[a]**	**260[a]**	U	U	U	U	U	U	U
1,2-Dichloropropane	ug/L	40 U	100 U	--	--	--	--	--	--	--
cis-1,3-Dichloropropene	ug/L	40 U	100 U	--	--	--	--	--	--	--
trans-1,3-Dichloropropene	ug/L	40 U	100 U	--	--	--	--	--	--	--
Ethylbenzene	ug/L	40 U	24 J	U	U	U	U	U	U	U
2-Hexanone	ug/L	400 U	1000 U	U	U	U	U	U	U	U
Isopropyl benzene	ug/L	40 U	100 U	--	--	--	--	--	--	--
Methyl acetate	ug/L	400 U	1000 U	--	--	--	--	--	--	--
Methyl cyclohexane	ug/L	40 U	15 J	--	--	--	--	--	--	--
Methyl tert butyl ether (MTBE)	ug/L	200 U	100 U	--	--	--	--	--	--	--
4-Methyl-2-pentanone (Methyl isobutyl ketone) (MIBK)	ug/L	400 U	1000 U	--	--	--	--	--	--	--
Methylene chloride	ug/L	40 U	100 U	0.7	U	U	**9.6 J[a]**	U	U	U
Styrene	ug/L	40 U	100 U	--	--	--	--	--	--	--
VOCs (Continued)										

APPENDIX G.3

GROUNDWATER QUALITY DATA
RFI REPORT
FORMER MANUAL TRANSMISSIONS OF MUNCIE FACILITY
MUNCIE, INDIANA

AOI		*AOI 16*	*AOI 16*	*AOI 16*	*AOI 16*	*AOI 16*	*AOI 16*	*AOI 16*	*AOI 16*	*AOI 16*
Sample Location		*MW-29*	*MW-29*	*MW-30*	*MW-30*	*MW-30*	*MW-30*	*MW-30*	*MW-30*	*MW-30*
Sample Identification		*GW-17324-120611-EM-005*	*GW-017324-050114-SM-012*	*MW-30*	*MW-30*	*MW-30*	*MW-30*	*MW-30*	*MW-30*	*MW-30*
Sample Date		*12/6/2011*	*5/1/2014*	*7/1/1996*	*9/17/1997*	*1/14/1998*	*10/1/1998*	*4/1/1999*	*10/1/2000*	*3/27/2001*
Sample Depth		-	-	-	-	-	-	-	-	-
Sample Depth										
	Units									
1,1,2,2-Tetrachloroethane	ug/L	40 U	100 U	--	--	--	--	--	--	--
Tetrachloroethene	ug/L	40 U	100 U	U	U	U	U	U	U	U
Toluene	ug/L	40 U	58 J	U	U	U	U	U	U	U
1,2,4-Trichlorobenzene	ug/L	40 U	100 U	--	--	--	--	--	--	--
1,1,1-Trichloroethane	ug/L	40 U	100 U	U	U	U	U	U	U	U
1,1,2-Trichloroethane	ug/L	40 U	100 U	--	--	--	--	--	--	--
Trichloroethene	ug/L	**330**[abc]	**390**[abc]	U	U	U	U	U	U	U
Trichlorofluoromethane (CFC-11)	ug/L	40 U	100 U	--	--	--	--	--	--	--
Trifluorotrichloroethane (Freon 113)	ug/L	40 U	100 U	--	--	--	--	--	--	--
Vinyl acetate	ug/L	--	--	--	--	--	--	--	--	--
Vinyl chloride	ug/L	40 U	100 U	U	U	U	U	U	U	U
Xylenes (total)	ug/L	80 U	120 J	U	U	U	U	U	U	U
Semi-Volatile Organic Compounds (SVOCs)										
Acenaphthene	ug/L	--	--	--	--	--	--	--	--	--
Acenaphthylene	ug/L	--	--	--	--	--	--	--	--	--
Acetonitrile	ug/L	--	--	--	--	--	--	--	--	--
Acetophenone	ug/L	--	--	--	--	--	--	--	--	--
2-Acetylaminofluorene	ug/L	--	--	--	--	--	--	--	--	--
Acrolein	ug/L	--	--	--	--	--	--	--	--	--
Acrylonitrile	ug/L	--	--	--	--	--	--	--	--	--
Allyl chloride	ug/L	--	--	--	--	--	--	--	--	--
4-Aminobiphenyl	ug/L	--	--	--	--	--	--	--	--	--
Aniline	ug/L	--	--	--	--	--	--	--	--	--
Anthracene	ug/L	--	--	--	--	--	--	--	--	--
Aramite	ug/L	--	--	--	--	--	--	--	--	--
Atrazine	ug/L	--	--	--	--	--	--	--	--	--
Benzaldehyde	ug/L	--	--	--	--	--	--	--	--	--
Benzidine	ug/L	--	--	--	--	--	--	--	--	--
Benzo(a)anthracene	ug/L	--	--	--	--	--	--	--	--	--
Benzo(a)pyrene	ug/L	--	--	--	--	--	--	--	--	--
Benzo(b)fluoranthene	ug/L	--	--	--	--	--	--	--	--	--
Benzo(g,h,i)perylene	ug/L	--	--	--	--	--	--	--	--	--
Benzo(k)fluoranthene	ug/L	--	--	--	--	--	--	--	--	--
Benzoic acid	ug/L	--	--	--	--	--	--	--	--	--
Benzyl alcohol	ug/L	--	--	--	--	--	--	--	--	--
Biphenyl (1,1-Biphenyl)	ug/L	--	--	--	--	--	--	--	--	--
4-Bromophenyl phenyl ether	ug/L	--	--	--	--	--	--	--	--	--
Butyl benzylphthalate (BBP)	ug/L	--	--	--	--	--	--	--	--	--
Caprolactam	ug/L	--	--	--	--	--	--	--	--	--
Carbazole	ug/L	--	--	--	--	--	--	--	--	--
4-Chloro-3-methylphenol	ug/L	--	--	--	--	--	--	--	--	--
4-Chloroaniline	ug/L	--	--	--	--	--	--	--	--	--
Chlorobenzilate	ug/L	--	--	--	--	--	--	--	--	--
bis(2-Chloroethoxy)methane	ug/L	--	--	--	--	--	--	--	--	--
bis(2-Chloroethyl)ether	ug/L	--	--	--	--	--	--	--	--	--

APPENDIX G.3

GROUNDWATER QUALITY DATA
RFI REPORT
FORMER MANUAL TRANSMISSIONS OF MUNCIE FACILITY
MUNCIE, INDIANA

AOI		*AOI 16*	*AOI 16*	*AOI 16*	*AOI 16*	*AOI 16*	*AOI 16*	*AOI 16*	*AOI 16*	*AOI 16*
Sample Location		*MW-29*	*MW-29*	*MW-30*	*MW-30*	*MW-30*	*MW-30*	*MW-30*	*MW-30*	*MW-30*
Sample Identification		*GW-17324-120611-EM-005*	*GW-017324-050114-SM-012*	*MW-30*	*MW-30*	*MW-30*	*MW-30*	*MW-30*	*MW-30*	*MW-30*
Sample Date		*12/6/2011*	*5/1/2014*	*7/1/1996*	*9/17/1997*	*1/14/1998*	*10/1/1998*	*4/1/1999*	*10/1/2000*	*3/27/2001*
Sample Depth		*-*	*-*	*-*	*-*	*-*	*-*	*-*	*-*	*-*
Sample Depth										
	Units									
2-Chloronaphthalene	ug/L	--	--	--	--	--	--	--	--	--
2-Chlorophenol	ug/L	--	--	--	--	--	--	--	--	--
4-Chlorophenyl phenyl ether	ug/L	--	--	--	--	--	--	--	--	--
Chloroprene	ug/L	--	--	--	--	--	--	--	--	--
Chrysene	ug/L	--	--	--	--	--	--	--	--	--
Cresol isomers	ug/L	--	--	--	--	--	--	--	--	--
Diallate	ug/L	--	--	--	--	--	--	--	--	--
Dibenz(a,h)anthracene	ug/L	--	--	--	--	--	--	--	--	--
Dibenzofuran	ug/L	--	--	--	--	--	--	--	--	--
Dibromochloromethane	ug/L	--	--	U	U	U	U	U	U	U
Dibromomethane	ug/L	--	--	--	--	--	--	--	--	--
trans-1,4-Dichloro-2-butene	ug/L	--	--	--	--	--	--	--	--	--
3,3'-Dichlorobenzidine	ug/L	--	--	--	--	--	--	--	--	--
2,4-Dichlorophenol	ug/L	--	--	--	--	--	--	--	--	--
2,6-Dichlorophenol	ug/L	--	--	--	--	--	--	--	--	--
Diethyl phthalate	ug/L	--	--	--	--	--	--	--	--	--
Dimethoate	ug/L	--	--	--	--	--	--	--	--	--
Dimethyl phthalate	ug/L	--	--	--	--	--	--	--	--	--
p-Dimethylaminoazobenzene A	ug/L	--	--	--	--	--	--	--	--	--
7,12-Dimethylbenz(a)anthracene	ug/L	--	--	--	--	--	--	--	--	--
3,3-Dimethylbenzidine	ug/L	--	--	--	--	--	--	--	--	--
a,a-Dimethylphenethylamine	ug/L	--	--	--	--	--	--	--	--	--
2,4-Dimethylphenol	ug/L	--	--	--	--	--	--	--	--	--
Di-n-butylphthalate (DBP)	ug/L	--	--	--	--	--	--	--	--	--
4,6-Dinitro-2-methylphenol	ug/L	--	--	--	--	--	--	--	--	--
Dinitrobenzene, NOS	ug/L	--	--	--	--	--	--	--	--	--
2,4-Dinitrophenol	ug/L	--	--	--	--	--	--	--	--	--
2,4-Dinitrotoluene	ug/L	--	--	--	--	--	--	--	--	--
2,6-Dinitrotoluene	ug/L	--	--	--	--	--	--	--	--	--
Di-n-octyl phthalate (DnOP)	ug/L	--	--	--	--	--	--	--	--	--
1,4-Dioxane	ug/L	--	--	--	--	--	--	--	--	--
Diphenylamine	ug/L	--	--	--	--	--	--	--	--	--
1,2-Diphenylhydrazine	ug/L	--	--	--	--	--	--	--	--	--
Disulfoton	ug/L	--	--	--	--	--	--	--	--	--

APPENDIX G.3

GROUNDWATER QUALITY DATA
RFI REPORT
FORMER MANUAL TRANSMISSIONS OF MUNCIE FACILITY
MUNCIE, INDIANA

AOI		*AOI 16*	*AOI 16*	*AOI 16*	*AOI 16*	*AOI 16*	*AOI 16*	*AOI 16*	*AOI 16*	*AOI 16*
Sample Location		*MW-29*	*MW-29*	*MW-30*	*MW-30*	*MW-30*	*MW-30*	*MW-30*	*MW-30*	*MW-30*
Sample Identification		*GW-17324-120611-EM-005*	*GW-017324-050114-SM-012*	*MW-30*	*MW-30*	*MW-30*	*MW-30*	*MW-30*	*MW-30*	*MW-30*
Sample Date		*12/6/2011*	*5/1/2014*	*7/1/1996*	*9/17/1997*	*1/14/1998*	*10/1/1998*	*4/1/1999*	*10/1/2000*	*3/27/2001*
Sample Depth		*-*	*-*	*-*	*-*	*-*	*-*	*-*	*-*	*-*
Sample Depth										
	Units									
SVOCs (Continued)										
Ethyl methacrylate	ug/L	--	--	--	--	--	--	--	--	--
Ethyl methanesulfonate	ug/L	--	--	--	--	--	--	--	--	--
bis(2-Ethylhexyl)phthalate (DEHP)	ug/L	--	--	--	--	--	--	--	--	--
Famphur	ug/L	--	--	--	--	--	--	--	--	--
Fluoranthene	ug/L	--	--	--	--	--	--	--	--	--
Fluorene	ug/L	--	--	--	--	--	--	--	--	--
Hexachlorobenzene	ug/L	--	--	--	--	--	--	--	--	--
Hexachlorobutadiene	ug/L	--	--	--	--	--	--	--	--	--
Hexachlorocyclopentadiene	ug/L	--	--	--	--	--	--	--	--	--
Hexachloroethane	ug/L	--	--	--	--	--	--	--	--	--
Hexachlorophene A	ug/L	--	--	--	--	--	--	--	--	--
Hexachloropropene	ug/L	--	--	--	--	--	--	--	--	--
Indeno(1,2,3-cd)pyrene	ug/L	--	--	--	--	--	--	--	--	--
Iodomethane	ug/L	--	--	--	--	--	--	--	--	--
Isodrin	ug/L	--	--	--	--	--	--	--	--	--
Isophorone	ug/L	--	--	--	--	--	--	--	--	--
Isosafrole	ug/L	--	--	--	--	--	--	--	--	--
Kepone	ug/L	--	--	--	--	--	--	--	--	--
Methapyrilene	ug/L	--	--	--	--	--	--	--	--	--
Methyl acrylonitrile	ug/L	--	--	--	--	--	--	--	--	--
Methyl methacrylate	ug/L	--	--	--	--	--	--	--	--	--
Methyl methanesulfonate	ug/L	--	--	--	--	--	--	--	--	--
Methyl parathion	ug/L	--	--	--	--	--	--	--	--	--
3-Methylcholanthrene	ug/L	--	--	--	--	--	--	--	--	--
2-Methylnaphthalene	ug/L	--	--	--	--	--	--	--	--	--
2-Methylphenol	ug/L	--	--	--	--	--	--	--	--	--
3&4-Methylphenol	ug/L	--	--	--	--	--	--	--	--	--
4-Methylphenol	ug/L	--	--	--	--	--	--	--	--	--
Naphthalene	ug/L	--	--	--	--	--	--	--	--	--
1,4-Naphthoquinone	ug/L	--	--	--	--	--	--	--	--	--
1-Naphthylamine	ug/L	--	--	--	--	--	--	--	--	--
2-Naphthylamine	ug/L	--	--	--	--	--	--	--	--	--
2-Nitroaniline	ug/L	--	--	--	--	--	--	--	--	--
3-Nitroaniline	ug/L	--	--	--	--	--	--	--	--	--
4-Nitroaniline	ug/L	--	--	--	--	--	--	--	--	--
Nitrobenzene	ug/L	--	--	--	--	--	--	--	--	--
2-Nitrophenol	ug/L	--	--	--	--	--	--	--	--	--
4-Nitrophenol	ug/L	--	--	--	--	--	--	--	--	--
4-Nitroquinoline-N-oxide	ug/L	--	--	--	--	--	--	--	--	--
N-Nitrosodi-n-butylamine	ug/L	--	--	--	--	--	--	--	--	--
N-Nitrosodi-n-propylamine	ug/L	--	--	--	--	--	--	--	--	--
N-Nitrosodiphenylamine	ug/L	--	--	--	--	--	--	--	--	--
N-Nitrosodiethylamine	ug/L	--	--	--	--	--	--	--	--	--
N-Nitrosodimethylamine	ug/L	--	--	--	--	--	--	--	--	--
N-Nitrosomethylethylamine	ug/L	--	--	--	--	--	--	--	--	--

APPENDIX G.3

GROUNDWATER QUALITY DATA
RFI REPORT
FORMER MANUAL TRANSMISSIONS OF MUNCIE FACILITY
MUNCIE, INDIANA

AOI		*AOI 16*	*AOI 16*	*AOI 16*	*AOI 16*	*AOI 16*	*AOI 16*	*AOI 16*	*AOI 16*	*AOI 16*
Sample Location		*MW-29*	*MW-29*	*MW-30*	*MW-30*	*MW-30*	*MW-30*	*MW-30*	*MW-30*	*MW-30*
Sample Identification		*GW-17324-120611-EM-005*	*GW-017324-050114-SM-012*	*MW-30*	*MW-30*	*MW-30*	*MW-30*	*MW-30*	*MW-30*	*MW-30*
Sample Date		*12/6/2011*	*5/1/2014*	*7/1/1996*	*9/17/1997*	*1/14/1998*	*10/1/1998*	*4/1/1999*	*10/1/2000*	*3/27/2001*
Sample Depth		*-*	*-*	*-*	*-*	*-*	*-*	*-*	*-*	*-*
Sample Depth										
	Units									
SVOCs (Continued)										
N-Nitrosomorpholine	ug/L	--	--	--	--	--	--	--	--	--
N-Nitrosopiperidine	ug/L	--	--	--	--	--	--	--	--	--
N-Nitrosopyrrolidine	ug/L	--	--	--	--	--	--	--	--	--
2,2'-Oxybis(1-chloropropane) (bis(2-Chloroisopropyl) ether)	ug/L	--	--	--	--	--	--	--	--	--
Pentachlorobenzene	ug/L	--	--	--	--	--	--	--	--	--
Pentachloroethane	ug/L	--	--	--	--	--	--	--	--	--
Pentachloronitrobenzene	ug/L	--	--	--	--	--	--	--	--	--
Pentachlorophenol	ug/L	--	--	--	--	--	--	--	--	--
Phenacetin	ug/L	--	--	--	--	--	--	--	--	--
Phenanthrene	ug/L	--	--	--	--	--	--	--	--	--
Phenol	ug/L	--	--	--	--	--	--	--	--	--
p-Phenylenediamine	ug/L	--	--	--	--	--	--	--	--	--
Phorate	ug/L	--	--	--	--	--	--	--	--	--
2-Picoline	ug/L	--	--	--	--	--	--	--	--	--
Pronamide	ug/L	--	--	--	--	--	--	--	--	--
Propionitrile (ethyl cyanide)	ug/L	--	--	--	--	--	--	--	--	--
Pyrene	ug/L	--	--	--	--	--	--	--	--	--
Pyridine	ug/L	--	--	--	--	--	--	--	--	--
Safrole	ug/L	--	--	--	--	--	--	--	--	--
1,2,4,5-Tetrachlorobenzene	ug/L	--	--	--	--	--	--	--	--	--
1,1,1,2-Tetrachloroethane	ug/L	--	--	--	--	--	--	--	--	--
2,3,4,6-Tetrachlorophenol	ug/L	--	--	--	--	--	--	--	--	--
Thionazin (O,O-diethyl-O-2-pyrazinyl phosphorothioate)	ug/L	--	--	--	--	--	--	--	--	--
o-Toluidine A	ug/L	--	--	--	--	--	--	--	--	--
5-Nitro-2-toluidine	ug/L	--	--	--	--	--	--	--	--	--
2,4,5-Trichlorophenol	ug/L	--	--	--	--	--	--	--	--	--
2,4,6-Trichlorophenol	ug/L	--	--	--	--	--	--	--	--	--
1,2,3-Trichloropropane	ug/L	--	--	--	--	--	--	--	--	--
0,0,0-Triethylphosphorothioate	ug/L	--	--	--	--	--	--	--	--	--
1,3,5-Trinitrobenzene	ug/L	--	--	--	--	--	--	--	--	--
PCBs										
Aroclor-1016 (PCB-1016)	ug/L	--	--	--	--	--	--	--	--	--
Aroclor-1221 (PCB-1221)	ug/L	--	--	--	--	--	--	--	--	--
Aroclor-1232 (PCB-1232)	ug/L	--	--	--	--	--	--	--	--	--
Aroclor-1242 (PCB-1242)	ug/L	--	--	--	--	--	--	--	--	--
Aroclor-1248 (PCB-1248)	ug/L	--	--	--	--	--	--	--	--	--
Aroclor-1254 (PCB-1254)	ug/L	--	--	--	--	--	--	--	--	--
Aroclor-1260 (PCB-1260)	ug/L	--	--	--	--	--	--	--	--	--
Total PCBs	ug/L	--	--	--	--	--	--	--	--	--
Total Petroleum Hydrocarbons (TPH)										
Total Petroleum Hydrocarbons - Purgeable (GRO)	ug/L	--	--	--	--	--	--	--	--	--

APPENDIX G.3

GROUNDWATER QUALITY DATA
RFI REPORT
FORMER MANUAL TRANSMISSIONS OF MUNCIE FACILITY
MUNCIE, INDIANA

AOI		*AOI 16*	*AOI 16*	*AOI 16*	*AOI 16*	*AOI 16*	*AOI 16*	*AOI 16*	*AOI 16*	*AOI 16*
Sample Location		*MW-29*	*MW-29*	*MW-30*	*MW-30*	*MW-30*	*MW-30*	*MW-30*	*MW-30*	*MW-30*
Sample Identification		*GW-17324-120611-EM-005*	*GW-017324-050114-SM-012*	*MW-30*	*MW-30*	*MW-30*	*MW-30*	*MW-30*	*MW-30*	*MW-30*
Sample Date		*12/6/2011*	*5/1/2014*	*7/1/1996*	*9/17/1997*	*1/14/1998*	*10/1/1998*	*4/1/1999*	*10/1/2000*	*3/27/2001*
Sample Depth		*-*	*-*	*-*	*-*	*-*	*-*	*-*	*-*	*-*
Sample Depth										
	Units									
Metals										
Aluminum	ug/L	--	--	--	--	--	--	--	--	--
Antimony	ug/L	--	--	--	--	--	--	--	--	--
Arsenic	ug/L	--	--	--	--	--	--	--	--	--
Arsenic (dissolved)	ug/L	--	--	--	--	--	--	--	--	--
Barium	ug/L	--	--	--	--	--	--	--	--	--
Barium (dissolved)	ug/L	--	--	--	--	--	--	--	--	--
Beryllium	ug/L	--	--	--	--	--	--	--	--	--
Cadmium	ug/L	--	--	--	--	--	--	--	--	--
Cadmium (dissolved)	ug/L	--	--	--	--	--	--	--	--	--
Calcium	ug/L	--	--	--	--	--	--	--	--	--
Calcium (dissolved)	ug/L	--	--	--	--	--	--	--	--	--
Chromium	ug/L	--	--	--	--	--	--	--	--	--
Chromium (dissolved)	ug/L	--	--	--	--	--	--	--	--	--
Cobalt	ug/L	--	--	--	--	--	--	--	--	--
Copper	ug/L	--	--	--	--	--	--	--	--	--
Copper (dissolved)	ug/L	--	--	--	--	--	--	--	--	--
Iron	ug/L	--	--	--	--	--	--	--	--	--
Iron (dissolved)	ug/L	--	--	--	--	--	--	--	--	--
Lead	ug/L	--	--	--	--	--	--	--	--	--
Lead (dissolved)	ug/L	--	--	--	--	--	--	--	--	--
Magnesium	ug/L	--	--	--	--	--	--	--	--	--
Magnesium (dissolved)	ug/L	--	--	--	--	--	--	--	--	--
Manganese	ug/L	--	--	--	--	--	--	--	--	--
Manganese (dissolved)	ug/L	--	--	--	--	--	--	--	--	--
Mercury	ug/L	--	--	--	--	--	--	--	--	--
Mercury (dissolved)	ug/L	--	--	--	--	--	--	--	--	--
Nickel	ug/L	--	--	--	--	--	--	--	--	--
Nickel (dissolved)	ug/L	--	--	--	--	--	--	--	--	--
Potassium	ug/L	--	--	--	--	--	--	--	--	--
Selenium	ug/L	--	--	--	--	--	--	--	--	--
Selenium (dissolved)	ug/L	--	--	--	--	--	--	--	--	--
Silver	ug/L	--	--	--	--	--	--	--	--	--
Silver (dissolved)	ug/L	--	--	--	--	--	--	--	--	--
Sodium	ug/L	--	--	--	--	--	--	--	--	--
Thallium	ug/L	--	--	--	--	--	--	--	--	--
Vanadium	ug/L	--	--	--	--	--	--	--	--	--
Zinc	ug/L	--	--	--	--	--	--	--	--	--
Zinc (dissolved)	ug/L	--	--	--	--	--	--	--	--	--

APPENDIX G.3

GROUNDWATER QUALITY DATA
RFI REPORT
FORMER MANUAL TRANSMISSIONS OF MUNCIE FACILITY
MUNCIE, INDIANA

AOI		***AOI 16***	***AOI 16***	***AOI 16***	***AOI 16***	***AOI 16***	***AOI 16***	***AOI 16***	***AOI 16***	***AOI 16***
Sample Location		***MW-29***	***MW-29***	***MW-30***	***MW-30***	***MW-30***	***MW-30***	***MW-30***	***MW-30***	***MW-30***
Sample Identification		***GW-17324-120611-EM-005***	***GW-017324-050114-SM-012***	***MW-30***	***MW-30***	***MW-30***	***MW-30***	***MW-30***	***MW-30***	***MW-30***
Sample Date		***12/6/2011***	***5/1/2014***	***7/1/1996***	***9/17/1997***	***1/14/1998***	***10/1/1998***	***4/1/1999***	***10/1/2000***	***3/27/2001***
Sample Depth		***-***	***-***	***-***	***-***	***-***	***-***	***-***	***-***	***-***
Sample Depth										
	Units									
Gas										
Ethane	ug/L	--	--	--	--	--	--	--	--	--
Ethene	ug/L	--	--	--	--	--	--	--	--	--
Methane	ug/L	--	--	--	--	--	--	--	--	--
General Chemistry										
Alkalinity, bicarbonate	ug/L	--	--	--	--	--	--	--	--	--
Alkalinity, carbonate	ug/L	--	--	--	--	--	--	--	--	--
Bicarbonate (as CaCO3)	ug/L	--	--	--	--	--	--	--	--	--
Chloride	ug/L	--	--	--	--	--	--	--	--	--
Dissolved organic carbon (DOC)	ug/L	--	--	--	--	--	--	--	--	--
Hardness	ug/L	--	--	--	--	--	--	--	--	--
Hardness, carbonate	ug/L	--	--	--	--	--	--	--	--	--
Nitrate (as N)	ug/L	--	--	--	--	--	--	--	--	--
Nitrite (as N)	ug/L	--	--	--	--	--	--	--	--	--
pH	s.u.	--	--	--	--	--	--	--	--	--
Sulfate	ug/L	--	--	--	--	--	--	--	--	--
Sulfide	ug/L	--	--	--	--	--	--	--	--	--
Total dissolved solids (TDS)	ug/L	--	--	--	--	--	--	--	--	--
Total organic carbon (TOC)	ug/L	--	--	--	--	--	--	--	--	--

Notes

ug/L - Micrograms per litre
"-" - No value
U - Not detected at the associated reporting limit
J - Estimated concentration
UJ - Not detected; associated reporting limit is estimated
R - Rejected
s.u. - Standard units
nc - No criteria
ND - Non Detect (calculation)
BOLD[abc] Concentration exceeds associated screening level
IDEM Appendix A: Screening Levels Remedation Closure Guide - March 25, 2014
a - Exceeds IDEM residential tap screening levels
b - Exceeds IDEM residential vapor exposure screening levels
c - Exceeds IDEM commercial/industrial vapor screening levels

APPENDIX G.3

GROUNDWATER QUALITY DATA
RFI REPORT
FORMER MANUAL TRANSMISSIONS OF MUNCIE FACILITY
MUNCIE, INDIANA

AOI		*AOI 16*	*AOI 16*	*AOI 16*	*AOI 16*	*AOI 16*
Sample Location		*MW-30*	*MW-30*	*MW-30*	*MW-30*	*MW-30*
Sample Identification		*GW-17330-101002-EH-011*	*GW-072104-MR-012*	*GW-017330-042705-TP-013*	*GW-017330-051006-NH-019*	*GW-017324-111308-NH-015*
Sample Date		*10/10/2002*	*7/21/2004*	*4/27/2005*	*5/10/2006*	*11/13/2008*
Sample Depth		-	-	-	-	-
Sample Depth						
	Units					
Volatile Organic Compounds (VOCs)						
Acetone	ug/L	25 UJ	10 U	10 UJ	10 U	10 U
Benzene	ug/L	1.0 U	1.0 U	1.0 U	1 U	1.0 U
Bromodichloromethane	ug/L	1.0 U	1.0 U	1.0 U	1 U	1.0 U
Bromoform	ug/L	1.0 U	1.0 U	1.0 U	1 U	1.0 U
Bromomethane (Methyl bromide)	ug/L	1.0 U	1.0 U	1.0 U	1 U	1.0 U
2-Butanone (Methyl ethyl ketone) (MEK)	ug/L	25 U	10 U	10 UJ	10 U	10 U
Carbon disulfide	ug/L	5.0 U	1.0 U	1.0 U	1 U	1.0 U
Carbon tetrachloride	ug/L	1.0 U	1.0 U	1.0 U	1 U	1.0 U
Chlorobenzene	ug/L	1.0 U	1.0 U	1.0 U	1 U	1.0 U
Chloroethane	ug/L	1.0 U	1.0 U	1.0 U	1 U	1.0 U
2-Chloroethyl vinyl ether	ug/L	--	--	--	--	--
Chloroform (Trichloromethane)	ug/L	1.0 U	1.0 U	1.0 U	1 U	1.0 U
Chloromethane (Methyl chloride)	ug/L	1.0 U	1.0 U	1.0 U	1 U	1.0 U
Cyclohexane	ug/L	1.0 U	1.0 U	1.0 U	--	1.0 U
1,2-Dibromo-3-chloropropane (DBCP)	ug/L	1.0 U	2.0 U	2.0 UJ	--	2.0 U
Dibromochloromethane	ug/L	1.0 U	1.0 U	1.0 U	1 U	1.0 U
1,2-Dibromoethane (Ethylene dibromide)	ug/L	1.0 U	1.0 U	1.0 U	--	1.0 U
1,2-Dichlorobenzene	ug/L	1.0 U	1.0 U	1.0 U	--	1.0 U
1,3-Dichlorobenzene	ug/L	1.0 U	1.0 U	1.0 U	--	1.0 U
1,4-Dichlorobenzene	ug/L	1.0 U	1.0 U	1.0 U	--	1.0 U
Dichlorodifluoromethane (CFC-12)	ug/L	1.0 U	1.0 U	1.0 U	--	1.0 U
1,1-Dichloroethane	ug/L	1.0 U	1.0 U	1.0 U	1 U	1.2
1,2-Dichloroethane	ug/L	1.0 U	1.0 U	1.0 U	1 U	1.0 U
1,2-Dichloroethene (total)	ug/L	--	--	--	--	--
1,1-Dichloroethene	ug/L	1.0 U	1.0 U	1.0 U	1 U	1.0 U
cis-1,2-Dichloroethene	ug/L	1.0 U	6.7 J	0.52 J	2.9	1.0 U
trans-1,2-Dichloroethene	ug/L	1.0 U	2.9 J	0.16 J	0.96 J	1.0 U
1,2-Dichloropropane	ug/L	1.0 U	1.0 U	1.0 U	1 U	1.0 U
cis-1,3-Dichloropropene	ug/L	1.0 U	1.0 U	1.0 U	1 U	1.0 U
trans-1,3-Dichloropropene	ug/L	1.0 U	1.0 U	1.0 U	1 U	1.0 U
Ethylbenzene	ug/L	1.0 U	1.0 U	1.0 U	1 U	1.0 U
2-Hexanone	ug/L	50 UJ	10 U	10 UJ	10 U	10 U
Isopropyl benzene	ug/L	5.0 U	1.0 U	1.0 U	--	1.0 U
Methyl acetate	ug/L	10 U	10 U	10 UJ	--	10 U
Methyl cyclohexane	ug/L	1.0 U	1.0 U	1.0 U	--	1.0 U
Methyl tert butyl ether (MTBE)	ug/L	5.0 U	5.0 U	5.0 UJ	--	5.0 U
4-Methyl-2-pentanone (Methyl isobutyl ketone) (MIBK)	ug/L	50 U	10 U	10 UJ	10 U	10 U
Methylene chloride	ug/L	5.0 U	1.0 U	1.0 U	1 U	1.0 U
Styrene	ug/L	1.0 U	1.0 U	1.0 U	1 U	1.0 U
VOCs (Continued)						

APPENDIX G.3

GROUNDWATER QUALITY DATA
RFI REPORT
FORMER MANUAL TRANSMISSIONS OF MUNCIE FACILITY
MUNCIE, INDIANA

AOI		*AOI 16*	*AOI 16*	*AOI 16*	*AOI 16*	*AOI 16*
Sample Location		***MW-30***	***MW-30***	***MW-30***	***MW-30***	***MW-30***
Sample Identification		***GW-17330-101002-EH-011***	***GW-072104-MR-012***	***GW-017330-042705-TP-013***	***GW-017330-051006-NH-019***	***GW-017324-111308-NH-015***
Sample Date		***10/10/2002***	***7/21/2004***	***4/27/2005***	***5/10/2006***	***11/13/2008***
Sample Depth		-	-	-	-	-
Sample Depth						
	Units					
1,1,2,2-Tetrachloroethane	ug/L	1.0 U	1.0 U	1.0 U	1 U	1.0 U
Tetrachloroethene	ug/L	1.0 U	1.0 U	1.0 U	1 U	1.0 U
Toluene	ug/L	1.0 U	0.25 J	1.0 U	1 U	1.0 U
1,2,4-Trichlorobenzene	ug/L	5.0 U	1.0 U	1.0 U	--	1.0 U
1,1,1-Trichloroethane	ug/L	1.0 U	1.0 U	1.0 U	1 U	1.0 U
1,1,2-Trichloroethane	ug/L	1.0 U	1.0 U	1.0 U	1 U	1.0 U
Trichloroethene	ug/L	1.0 U	**12 J[ab]**	1.6	**7.9[a]**	1.0 U
Trichlorofluoromethane (CFC-11)	ug/L	1.0 U	1.0 U	1.0 U	--	1.0 U
Trifluorotrichloroethane (Freon 113)	ug/L	1.0 U	1.0 U	1.0 U	--	1.0 U
Vinyl acetate	ug/L	--	--	--	--	--
Vinyl chloride	ug/L	0.55 J	0.89 J	1.1	1.2	1.1
Xylenes (total)	ug/L	3.0 U	2.0 U	2.0 U	2 U	2.0 U
Semi-Volatile Organic Compounds (SVOCs)						
Acenaphthene	ug/L	--	--	--	0.2 U	0.20 U
Acenaphthylene	ug/L	--	--	--	0.2 U	0.20 U
Acetonitrile	ug/L	--	--	--	--	--
Acetophenone	ug/L	--	--	--	1 U	1.0 U
2-Acetylaminofluorene	ug/L	--	--	--	--	--
Acrolein	ug/L	--	--	--	--	--
Acrylonitrile	ug/L	--	--	--	--	--
Allyl chloride	ug/L	--	--	--	--	--
4-Aminobiphenyl	ug/L	--	--	--	--	--
Aniline	ug/L	--	--	--	--	--
Anthracene	ug/L	--	--	--	0.2 U	0.20 U
Aramite	ug/L	--	--	--	--	--
Atrazine	ug/L	--	--	--	1 U	1.0 U
Benzaldehyde	ug/L	--	--	--	1 U	1.0 U
Benzidine	ug/L	--	--	--	--	--
Benzo(a)anthracene	ug/L	--	--	--	0.2 U	0.20 U
Benzo(a)pyrene	ug/L	--	--	--	0.2 U	0.20 U
Benzo(b)fluoranthene	ug/L	--	--	--	0.2 U	0.20 U
Benzo(g,h,i)perylene	ug/L	--	--	--	0.2 U	0.20 U
Benzo(k)fluoranthene	ug/L	--	--	--	0.2 U	0.20 U
Benzoic acid	ug/L	--	--	--	--	--
Benzyl alcohol	ug/L	--	--	--	--	--
Biphenyl (1,1-Biphenyl)	ug/L	--	--	--	1 U	1.0 U
4-Bromophenyl phenyl ether	ug/L	--	--	--	2 U	2.0 U
Butyl benzylphthalate (BBP)	ug/L	--	--	--	1 U	1.0 U
Caprolactam	ug/L	--	--	--	5 U	5.0 U
Carbazole	ug/L	--	--	--	1 U	1.0 U
4-Chloro-3-methylphenol	ug/L	--	--	--	2 U	2.0 U
4-Chloroaniline	ug/L	--	--	--	2 U	2.0 U
Chlorobenzilate	ug/L	--	--	--	--	--
bis(2-Chloroethoxy)methane	ug/L	--	--	--	1 U	1.0 U
bis(2-Chloroethyl)ether	ug/L	--	--	--	1 U	1.0 U

APPENDIX G.3

GROUNDWATER QUALITY DATA
RFI REPORT
FORMER MANUAL TRANSMISSIONS OF MUNCIE FACILITY
MUNCIE, INDIANA

AOI		*AOI 16*	*AOI 16*	*AOI 16*	*AOI 16*	*AOI 16*
Sample Location		*MW-30*	*MW-30*	*MW-30*	*MW-30*	*MW-30*
Sample Identification		*GW-17330-101002-EH-011*	*GW-072104-MR-012*	*GW-017330-042705-TP-013*	*GW-017330-051006-NH-019*	*GW-017324-111308-NH-015*
Sample Date		*10/10/2002*	*7/21/2004*	*4/27/2005*	*5/10/2006*	*11/13/2008*
Sample Depth		*-*	*-*	*-*	*-*	*-*
Sample Depth						
	Units					
2-Chloronaphthalene	ug/L	--	--	--	1 U	1.0 U
2-Chlorophenol	ug/L	--	--	--	1 U	1.0 U
4-Chlorophenyl phenyl ether	ug/L	--	--	--	2 U	2.0 U
Chloroprene	ug/L	--	--	--	--	--
Chrysene	ug/L	--	--	--	0.2 U	0.20 U
Cresol isomers	ug/L	--	--	--	--	--
Diallate	ug/L	--	--	--	--	--
Dibenz(a,h)anthracene	ug/L	--	--	--	0.2 U	0.20 U
Dibenzofuran	ug/L	--	--	--	1 U	1.0 U
Dibromochloromethane	ug/L	--	--	--	--	--
Dibromomethane	ug/L	--	--	--	--	--
trans-1,4-Dichloro-2-butene	ug/L	--	--	--	--	--
3,3'-Dichlorobenzidine	ug/L	--	--	--	5 U	5.0 U
2,4-Dichlorophenol	ug/L	--	--	--	2 U	2.0 U
2,6-Dichlorophenol	ug/L	--	--	--	--	--
Diethyl phthalate	ug/L	--	--	--	1 U	1.0 U
Dimethoate	ug/L	--	--	--	--	--
Dimethyl phthalate	ug/L	--	--	--	1 U	1.0 U
p-Dimethylaminoazobenzene A	ug/L	--	--	--	--	--
7,12-Dimethylbenz(a)anthracene	ug/L	--	--	--	--	--
3,3-Dimethylbenzidine	ug/L	--	--	--	--	--
a,a-Dimethylphenethylamine	ug/L	--	--	--	--	--
2,4-Dimethylphenol	ug/L	--	--	--	2 U	2.0 U
Di-n-butylphthalate (DBP)	ug/L	--	--	--	1 U	1.0 U
4,6-Dinitro-2-methylphenol	ug/L	--	--	--	5 U	5.0 U
Dinitrobenzene, NOS	ug/L	--	--	--	--	--
2,4-Dinitrophenol	ug/L	--	--	--	5 U	5.0 U
2,4-Dinitrotoluene	ug/L	--	--	--	5 U	5.0 U
2,6-Dinitrotoluene	ug/L	--	--	--	5 U	5.0 U
Di-n-octyl phthalate (DnOP)	ug/L	--	--	--	1 U	1.0 U
1,4-Dioxane	ug/L	--	--	--	--	--
Diphenylamine	ug/L	--	--	--	--	--
1,2-Diphenylhydrazine	ug/L	--	--	--	--	--
Disulfoton	ug/L	--	--	--	--	--

APPENDIX G.3

GROUNDWATER QUALITY DATA
RFI REPORT
FORMER MANUAL TRANSMISSIONS OF MUNCIE FACILITY
MUNCIE, INDIANA

AOI		*AOI 16*	*AOI 16*	*AOI 16*	*AOI 16*	*AOI 16*
Sample Location		*MW-30*	*MW-30*	*MW-30*	*MW-30*	*MW-30*
Sample Identification		*GW-17330-101002-EH-011*	*GW-072104-MR-012*	*GW-017330-042705-TP-013*	*GW-017330-051006-NH-019*	*GW-017324-111308-NH-015*
Sample Date		*10/10/2002*	*7/21/2004*	*4/27/2005*	*5/10/2006*	*11/13/2008*
Sample Depth		*-*	*-*	*-*	*-*	*-*
Sample Depth						
	Units					
SVOCs (Continued)						
Ethyl methacrylate	ug/L	--	--	--	--	--
Ethyl methanesulfonate	ug/L	--	--	--	--	--
bis(2-Ethylhexyl)phthalate (DEHP)	ug/L	--	--	--	1 U	2.0 U
Famphur	ug/L	--	--	--	--	--
Fluoranthene	ug/L	--	--	--	0.2 U	0.20 U
Fluorene	ug/L	--	--	--	0.2 U	0.20 U
Hexachlorobenzene	ug/L	--	--	--	0.2 U	0.20 U
Hexachlorobutadiene	ug/L	--	--	--	1 U	1.0 U
Hexachlorocyclopentadiene	ug/L	--	--	--	10 U	10 U
Hexachloroethane	ug/L	--	--	--	1 U	1.0 U
Hexachlorophene A	ug/L	--	--	--	--	--
Hexachloropropene	ug/L	--	--	--	--	--
Indeno(1,2,3-cd)pyrene	ug/L	--	--	--	0.2 U	0.20 U
Iodomethane	ug/L	--	--	--	--	--
Isodrin	ug/L	--	--	--	--	--
Isophorone	ug/L	--	--	--	1 U	1.0 U
Isosafrole	ug/L	--	--	--	--	--
Kepone	ug/L	--	--	--	--	--
Methapyrilene	ug/L	--	--	--	--	--
Methyl acrylonitrile	ug/L	--	--	--	--	--
Methyl methacrylate	ug/L	--	--	--	--	--
Methyl methanesulfonate	ug/L	--	--	--	--	--
Methyl parathion	ug/L	--	--	--	--	--
3-Methylcholanthrene	ug/L	--	--	--	--	--
2-Methylnaphthalene	ug/L	--	--	--	0.2 U	0.20 U
2-Methylphenol	ug/L	--	--	--	1 U	1.0 U
3&4-Methylphenol	ug/L	--	--	--	--	--
4-Methylphenol	ug/L	--	--	--	1 U	1.0 U
Naphthalene	ug/L	--	--	--	0.2 U	0.20 U
1,4-Naphthoquinone	ug/L	--	--	--	--	--
1-Naphthylamine	ug/L	--	--	--	--	--
2-Naphthylamine	ug/L	--	--	--	--	--
2-Nitroaniline	ug/L	--	--	--	2 U	2.0 U
3-Nitroaniline	ug/L	--	--	--	2 U	2.0 U
4-Nitroaniline	ug/L	--	--	--	2 U	2.0 U
Nitrobenzene	ug/L	--	--	--	1 U	1.0 U
2-Nitrophenol	ug/L	--	--	--	2 U	2.0 U
4-Nitrophenol	ug/L	--	--	--	5 U	5.0 U
4-Nitroquinoline-N-oxide	ug/L	--	--	--	--	--
N-Nitrosodi-n-butylamine	ug/L	--	--	--	--	--
N-Nitrosodi-n-propylamine	ug/L	--	--	--	1 U	1.0 U
N-Nitrosodiphenylamine	ug/L	--	--	--	1 U	1.0 U
N-Nitrosodiethylamine	ug/L	--	--	--	--	--
N-Nitrosodimethylamine	ug/L	--	--	--	--	--
N-Nitrosomethylethylamine	ug/L	--	--	--	--	--

APPENDIX G.3

GROUNDWATER QUALITY DATA
RFI REPORT
FORMER MANUAL TRANSMISSIONS OF MUNCIE FACILITY
MUNCIE, INDIANA

AOI		*AOI 16*	*AOI 16*	*AOI 16*	*AOI 16*	*AOI 16*
Sample Location		*MW-30*	*MW-30*	*MW-30*	*MW-30*	*MW-30*
Sample Identification		*GW-17330-101002-EH-011*	*GW-072104-MR-012*	*GW-017330-042705-TP-013*	*GW-017330-051006-NH-019*	*GW-017324-111308-NH-015*
Sample Date		*10/10/2002*	*7/21/2004*	*4/27/2005*	*5/10/2006*	*11/13/2008*
Sample Depth		*-*	*-*	*-*	*-*	*-*
Sample Depth						
	Units					
SVOCs (Continued)						
N-Nitrosomorpholine	ug/L	--	--	--	--	--
N-Nitrosopiperidine	ug/L	--	--	--	--	--
N-Nitrosopyrrolidine	ug/L	--	--	--	--	--
2,2'-Oxybis(1-chloropropane) (bis(2-Chloroisopropyl) ether)	ug/L	--	--	--	1 U	1.0 U
Pentachlorobenzene	ug/L	--	--	--	--	--
Pentachloroethane	ug/L	--	--	--	--	--
Pentachloronitrobenzene	ug/L	--	--	--	--	--
Pentachlorophenol	ug/L	--	--	--	5 U	5.0 U
Phenacetin	ug/L	--	--	--	--	--
Phenanthrene	ug/L	--	--	--	0.2 U	0.20 U
Phenol	ug/L	--	--	--	1 U	1.0 U
p-Phenylenediamine	ug/L	--	--	--	--	--
Phorate	ug/L	--	--	--	--	--
2-Picoline	ug/L	--	--	--	--	--
Pronamide	ug/L	--	--	--	--	--
Propionitrile (ethyl cyanide)	ug/L	--	--	--	--	--
Pyrene	ug/L	--	--	--	0.2 U	0.20 U
Pyridine	ug/L	--	--	--	--	--
Safrole	ug/L	--	--	--	--	--
1,2,4,5-Tetrachlorobenzene	ug/L	--	--	--	--	--
1,1,1,2-Tetrachloroethane	ug/L	--	--	--	--	--
2,3,4,6-Tetrachlorophenol	ug/L	--	--	--	--	--
Thionazin (O,O-diethyl-O-2-pyrazinyl phosphorothioate)	ug/L	--	--	--	--	--
o-Toluidine A	ug/L	--	--	--	--	--
5-Nitro-2-toluidine	ug/L	--	--	--	--	--
2,4,5-Trichlorophenol	ug/L	--	--	--	5 U	5.0 U
2,4,6-Trichlorophenol	ug/L	--	--	--	5 U	5.0 U
1,2,3-Trichloropropane	ug/L	--	--	--	--	--
0,0,0-Triethylphosphorothioate	ug/L	--	--	--	--	--
1,3,5-Trinitrobenzene	ug/L	--	--	--	--	--
PCBs						
Aroclor-1016 (PCB-1016)	ug/L	--	--	--	--	--
Aroclor-1221 (PCB-1221)	ug/L	--	--	--	--	--
Aroclor-1232 (PCB-1232)	ug/L	--	--	--	--	--
Aroclor-1242 (PCB-1242)	ug/L	--	--	--	--	--
Aroclor-1248 (PCB-1248)	ug/L	--	--	--	--	--
Aroclor-1254 (PCB-1254)	ug/L	--	--	--	--	--
Aroclor-1260 (PCB-1260)	ug/L	--	--	--	--	--
Total PCBs	ug/L	--	--	--	--	--
Total Petroleum Hydrocarbons (TPH)						
Total Petroleum Hydrocarbons - Purgeable (GRO)	ug/L	--	--	--	--	--

APPENDIX G.3

GROUNDWATER QUALITY DATA
RFI REPORT
FORMER MANUAL TRANSMISSIONS OF MUNCIE FACILITY
MUNCIE, INDIANA

AOI		*AOI 16*	*AOI 16*	*AOI 16*	*AOI 16*	*AOI 16*
Sample Location		*MW-30*	*MW-30*	*MW-30*	*MW-30*	*MW-30*
Sample Identification		*GW-17330-101002-EH-011*	*GW-072104-MR-012*	*GW-017330-042705-TP-013*	*GW-017330-051006-NH-019*	*GW-017324-111308-NH-015*
Sample Date		*10/10/2002*	*7/21/2004*	*4/27/2005*	*5/10/2006*	*11/13/2008*
Sample Depth		*-*	*-*	*-*	*-*	*-*
Sample Depth						
	Units					
Metals						
Aluminum	ug/L	--	--	--	--	--
Antimony	ug/L	--	--	--	--	--
Arsenic	ug/L	--	--	--	10 U	10.0 U
Arsenic (dissolved)	ug/L	--	--	--	10 U	10.0 U
Barium	ug/L	--	--	--	632	437
Barium (dissolved)	ug/L	--	--	--	619	445
Beryllium	ug/L	--	--	--	--	--
Cadmium	ug/L	--	--	--	5 U	5.0 U
Cadmium (dissolved)	ug/L	--	--	--	5 U	5.0 U
Calcium	ug/L	--	--	--	--	--
Calcium (dissolved)	ug/L	--	--	--	--	--
Chromium	ug/L	--	--	--	10 U	10.0 U
Chromium (dissolved)	ug/L	--	--	--	10 U	10.0 U
Cobalt	ug/L	--	--	--	--	--
Copper	ug/L	--	--	--	--	--
Copper (dissolved)	ug/L	--	--	--	--	--
Iron	ug/L	--	--	--	--	--
Iron (dissolved)	ug/L	--	--	--	--	--
Lead	ug/L	--	--	--	3 U	3.0 U
Lead (dissolved)	ug/L	--	--	--	3 U	3.0 U
Magnesium	ug/L	--	--	--	--	--
Magnesium (dissolved)	ug/L	--	--	--	--	--
Manganese	ug/L	--	--	--	--	--
Manganese (dissolved)	ug/L	--	--	--	--	--
Mercury	ug/L	--	--	--	0.2 U	0.20 U
Mercury (dissolved)	ug/L	--	--	--	0.2 U	0.20 U
Nickel	ug/L	--	--	--	--	--
Nickel (dissolved)	ug/L	--	--	--	--	--
Potassium	ug/L	--	--	--	--	--
Selenium	ug/L	--	--	--	5 U	5.0 U
Selenium (dissolved)	ug/L	--	--	--	5 U	5.0 U
Silver	ug/L	--	--	--	10 U	10.0 U
Silver (dissolved)	ug/L	--	--	--	10 U	10.0 U
Sodium	ug/L	--	--	--	--	--
Thallium	ug/L	--	--	--	--	--
Vanadium	ug/L	--	--	--	--	--
Zinc	ug/L	--	--	--	--	--
Zinc (dissolved)	ug/L	--	--	--	--	--

APPENDIX G.3

GROUNDWATER QUALITY DATA
RFI REPORT
FORMER MANUAL TRANSMISSIONS OF MUNCIE FACILITY
MUNCIE, INDIANA

AOI		***AOI 16***	***AOI 16***	***AOI 16***	***AOI 16***	***AOI 16***
Sample Location		***MW-30***	***MW-30***	***MW-30***	***MW-30***	***MW-30***
Sample Identification		***GW-17330-101002-EH-011***	***GW-072104-MR-012***	***GW-017330-042705-TP-013***	***GW-017330-051006-NH-019***	***GW-017324-111308-NH-015***
Sample Date		***10/10/2002***	***7/21/2004***	***4/27/2005***	***5/10/2006***	***11/13/2008***
Sample Depth		***-***	***-***	***-***	***-***	***-***
Sample Depth						
	Units					
Gas						
Ethane	ug/L	--	--	--	--	--
Ethene	ug/L	--	--	--	--	--
Methane	ug/L	--	--	--	--	--
General Chemistry						
Alkalinity, bicarbonate	ug/L	--	--	--	--	--
Alkalinity, carbonate	ug/L	--	--	--	--	--
Bicarbonate (as CaCO3)	ug/L	--	--	--	--	--
Chloride	ug/L	--	--	--	--	--
Dissolved organic carbon (DOC)	ug/L	--	--	--	--	--
Hardness	ug/L	--	--	--	--	--
Hardness, carbonate	ug/L	--	--	--	--	--
Nitrate (as N)	ug/L	--	--	--	--	--
Nitrite (as N)	ug/L	--	--	--	--	--
pH	s.u.	--	--	--	--	--
Sulfate	ug/L	--	--	--	--	--
Sulfide	ug/L	--	--	--	--	--
Total dissolved solids (TDS)	ug/L	--	--	--	--	--
Total organic carbon (TOC)	ug/L	--	--	--	--	--

Notes
ug/L - Micrograms per litre
"-" - No value
U - Not detected at the associated reporting limit
J - Estimated concentration
UJ - Not detected; associated reporting limit is estimated
R - Rejected
s.u. - Standard units
nc - No criteria
ND - Non Detect (calculation)
BOLD[abc] Concentration exceeds associated screening level
IDEM Appendix A: Screening Levels Remedation Closure Guide - March 25, 2014
a - Exceeds IDEM residential tap screening levels
b - Exceeds IDEM residential vapor exposure screening levels
c - Exceeds IDEM commercial/industrial vapor screening levels

APPENDIX G.3

GROUNDWATER QUALITY DATA
RFI REPORT
FORMER MANUAL TRANSMISSIONS OF MUNCIE FACILITY
MUNCIE, INDIANA

AOI		*AOI 16*	*AOI 16*	*AOI 16*	*AOI 16*	*AOI 16*	*AOI 16*	*AOI 16*
Sample Location		***MW-30***	***MW-30***	***MW-30***	***MW-31***	***MW-31***	***MW-31***	***MW-31***
Sample Identification		***GW-17324-030310-GL-014***	***GW-17324-120711-EM-023***	***GW-017324-050214-SM-016***	***MW-31S***	***MW-31S***	***MW-31S***	***MW-31S***
Sample Date		***3/3/2010***	***12/7/2011***	***5/2/2014***	***10/1/1998***	***4/1/1999***	***10/1/2000***	***3/27/2001***
Sample Depth		-	-	-	-	-	-	-
Sample Depth								
	Units							
Volatile Organic Compounds (VOCs)								
Acetone	ug/L	--	10 U	10 U	U	U	U	U
Benzene	ug/L	--	0.25 J	1.0 U	U	U	U	U
Bromodichloromethane	ug/L	--	1.0 U	1.0 U	U	U	U	U
Bromoform	ug/L	--	1.0 U	1.0 U	--	--	--	--
Bromomethane (Methyl bromide)	ug/L	--	1.0 U	1.0 U	--	--	--	--
2-Butanone (Methyl ethyl ketone) (MEK)	ug/L	--	10 U	10 U	U	U	U	U
Carbon disulfide	ug/L	--	1.0 U	1.0 U	--	--	--	--
Carbon tetrachloride	ug/L	--	1.0 U	1.0 U	--	--	--	--
Chlorobenzene	ug/L	--	1.0 U	1.0 U	U	U	U	U
Chloroethane	ug/L	--	1.0 U	1.0 U	U	U	U	U
2-Chloroethyl vinyl ether	ug/L	--	--	--	U	U	U	--
Chloroform (Trichloromethane)	ug/L	--	1.0 U	1.0 U	U	U	U	U
Chloromethane (Methyl chloride)	ug/L	--	1.0 U	1.0 U	U	U	U	U
Cyclohexane	ug/L	--	1.0 U	1.0 U	--	--	--	--
1,2-Dibromo-3-chloropropane (DBCP)	ug/L	--	2.0 U	2.0 U	--	--	--	--
Dibromochloromethane	ug/L	--	1.0 U	1.0 U	--	--	--	--
1,2-Dibromoethane (Ethylene dibromide)	ug/L	--	1.0 U	1.0 U	--	--	--	--
1,2-Dichlorobenzene	ug/L	--	1.0 U	1.0 U	--	--	--	--
1,3-Dichlorobenzene	ug/L	--	1.0 U	1.0 U	--	--	--	--
1,4-Dichlorobenzene	ug/L	--	1.0 U	1.0 U	--	--	--	--
Dichlorodifluoromethane (CFC-12)	ug/L	--	1.0 U	1.0 U	--	--	--	--
1,1-Dichloroethane	ug/L	--	1.0 U	1.1	**41[a]**	**46[a]**	**55[a]**	**50[a]**
1,2-Dichloroethane	ug/L	--	1.0 U	1.0 U	U	U	U	U
1,2-Dichloroethene (total)	ug/L	--	--	--	U	U	U	--
1,1-Dichloroethene	ug/L	--	1.0 U	1.0 U	U	U	3.2	U
cis-1,2-Dichloroethene	ug/L	--	1.0 U	1.0 U	11	10	12	7.8
trans-1,2-Dichloroethene	ug/L	--	1.0 U	1.0 U	2.1	1.9	1.9	1.2
1,2-Dichloropropane	ug/L	--	1.0 U	1.0 U	--	--	--	--
cis-1,3-Dichloropropene	ug/L	--	1.0 U	1.0 U	--	--	--	--
trans-1,3-Dichloropropene	ug/L	--	1.0 U	1.0 U	--	--	--	--
Ethylbenzene	ug/L	--	1.0 U	1.0 U	U	U	U	U
2-Hexanone	ug/L	--	10 U	10 U	U	U	U	U
Isopropyl benzene	ug/L	--	1.0 U	1.0 U	--	--	--	--
Methyl acetate	ug/L	--	10 U	10 U	--	--	--	--
Methyl cyclohexane	ug/L	--	1.0 U	1.0 U	--	--	--	--
Methyl tert butyl ether (MTBE)	ug/L	--	5.0 U	1.0 U	--	--	--	--
4-Methyl-2-pentanone (Methyl isobutyl ketone) (MIBK)	ug/L	--	10 U	10 U	--	--	--	--
Methylene chloride	ug/L	--	1.0 U	1.0 U	**9.7 J[a]**	U	U	U
Styrene	ug/L	--	1.0 U	1.0 U	--	--	--	--
VOCs (Continued)								

APPENDIX G.3

GROUNDWATER QUALITY DATA
RFI REPORT
FORMER MANUAL TRANSMISSIONS OF MUNCIE FACILITY
MUNCIE, INDIANA

AOI		*AOI 16*	*AOI 16*	*AOI 16*	*AOI 16*	*AOI 16*	*AOI 16*	*AOI 16*
Sample Location		*MW-30*	*MW-30*	*MW-30*	*MW-31*	*MW-31*	*MW-31*	*MW-31*
Sample Identification		*GW-17324-030310-GL-014*	*GW-17324-120711-EM-023*	*GW-017324-050214-SM-016*	*MW-31S*	*MW-31S*	*MW-31S*	*MW-31S*
Sample Date		*3/3/2010*	*12/7/2011*	*5/2/2014*	*10/1/1998*	*4/1/1999*	*10/1/2000*	*3/27/2001*
Sample Depth		*-*	*-*	*-*	*-*	*-*	*-*	*-*
Sample Depth								
	Units							
1,1,2,2-Tetrachloroethane	ug/L	--	1.0 U	1.0 U	--	--	--	--
Tetrachloroethene	ug/L	--	1.0 U	1.0 U	U	U	U	U
Toluene	ug/L	--	0.18 J	1.0 U	U	U	U	U
1,2,4-Trichlorobenzene	ug/L	--	1.0 U	1.0 U	--	--	--	--
1,1,1-Trichloroethane	ug/L	--	1.0 U	1.0 U	U	U	U	U
1,1,2-Trichloroethane	ug/L	--	1.0 U	1.0 U	--	--	--	--
Trichloroethene	ug/L	--	1.0 U	0.67 J	2.9	U	U	U
Trichlorofluoromethane (CFC-11)	ug/L	--	1.0 U	1.0 U	--	--	--	--
Trifluorotrichloroethane (Freon 113)	ug/L	--	1.0 U	1.0 U	--	--	--	--
Vinyl acetate	ug/L	--	--	--	--	--	--	--
Vinyl chloride	ug/L	--	1.0 U	0.25 J	**24[ab]**	**25[ab]**	**35[ab]**	**22[ab]**
Xylenes (total)	ug/L	--	2.0 U	2.0 U	U	U	U	U
Semi-Volatile Organic Compounds (SVOCs)								
Acenaphthene	ug/L	--	--	--	--	--	--	--
Acenaphthylene	ug/L	--	--	--	--	--	--	--
Acetonitrile	ug/L	--	--	--	--	--	--	--
Acetophenone	ug/L	--	--	--	--	--	--	--
2-Acetylaminofluorene	ug/L	--	--	--	--	--	--	--
Acrolein	ug/L	--	--	--	--	--	--	--
Acrylonitrile	ug/L	--	--	--	--	--	--	--
Allyl chloride	ug/L	--	--	--	--	--	--	--
4-Aminobiphenyl	ug/L	--	--	--	--	--	--	--
Aniline	ug/L	--	--	--	--	--	--	--
Anthracene	ug/L	--	--	--	--	--	--	--
Aramite	ug/L	--	--	--	--	--	--	--
Atrazine	ug/L	--	--	--	--	--	--	--
Benzaldehyde	ug/L	--	--	--	--	--	--	--
Benzidine	ug/L	--	--	--	--	--	--	--
Benzo(a)anthracene	ug/L	--	--	--	--	--	--	--
Benzo(a)pyrene	ug/L	--	--	--	--	--	--	--
Benzo(b)fluoranthene	ug/L	--	--	--	--	--	--	--
Benzo(g,h,i)perylene	ug/L	--	--	--	--	--	--	--
Benzo(k)fluoranthene	ug/L	--	--	--	--	--	--	--
Benzoic acid	ug/L	--	--	--	--	--	--	--
Benzyl alcohol	ug/L	--	--	--	--	--	--	--
Biphenyl (1,1-Biphenyl)	ug/L	--	--	--	--	--	--	--
4-Bromophenyl phenyl ether	ug/L	--	--	--	--	--	--	--
Butyl benzylphthalate (BBP)	ug/L	--	--	--	--	--	--	--
Caprolactam	ug/L	--	--	--	--	--	--	--
Carbazole	ug/L	--	--	--	--	--	--	--
4-Chloro-3-methylphenol	ug/L	--	--	--	--	--	--	--
4-Chloroaniline	ug/L	--	--	--	--	--	--	--
Chlorobenzilate	ug/L	--	--	--	--	--	--	--
bis(2-Chloroethoxy)methane	ug/L	--	--	--	--	--	--	--
bis(2-Chloroethyl)ether	ug/L	--	--	--	--	--	--	--

APPENDIX G.3

GROUNDWATER QUALITY DATA
RFI REPORT
FORMER MANUAL TRANSMISSIONS OF MUNCIE FACILITY
MUNCIE, INDIANA

AOI		*AOI 16*	*AOI 16*	*AOI 16*	*AOI 16*	*AOI 16*	*AOI 16*	*AOI 16*
Sample Location		*MW-30*	*MW-30*	*MW-30*	*MW-31*	*MW-31*	*MW-31*	*MW-31*
Sample Identification		*GW-17324-030310-GL-014*	*GW-17324-120711-EM-023*	*GW-017324-050214-SM-016*	*MW-31S*	*MW-31S*	*MW-31S*	*MW-31S*
Sample Date		*3/3/2010*	*12/7/2011*	*5/2/2014*	*10/1/1998*	*4/1/1999*	*10/1/2000*	*3/27/2001*
Sample Depth		*-*	*-*	*-*	*-*	*-*	*-*	*-*
Sample Depth								
	Units							
2-Chloronaphthalene	ug/L	--	--	--	--	--	--	--
2-Chlorophenol	ug/L	--	--	--	--	--	--	--
4-Chlorophenyl phenyl ether	ug/L	--	--	--	--	--	--	--
Chloroprene	ug/L	--	--	--	--	--	--	--
Chrysene	ug/L	--	--	--	--	--	--	--
Cresol isomers	ug/L	--	--	--	--	--	--	--
Diallate	ug/L	--	--	--	--	--	--	--
Dibenz(a,h)anthracene	ug/L	--	--	--	--	--	--	--
Dibenzofuran	ug/L	--	--	--	--	--	--	--
Dibromochloromethane	ug/L	--	--	--	U	U	U	U
Dibromomethane	ug/L	--	--	--	--	--	--	--
trans-1,4-Dichloro-2-butene	ug/L	--	--	--	--	--	--	--
3,3'-Dichlorobenzidine	ug/L	--	--	--	--	--	--	--
2,4-Dichlorophenol	ug/L	--	--	--	--	--	--	--
2,6-Dichlorophenol	ug/L	--	--	--	--	--	--	--
Diethyl phthalate	ug/L	--	--	--	--	--	--	--
Dimethoate	ug/L	--	--	--	--	--	--	--
Dimethyl phthalate	ug/L	--	--	--	--	--	--	--
p-Dimethylaminoazobenzene A	ug/L	--	--	--	--	--	--	--
7,12-Dimethylbenz(a)anthracene	ug/L	--	--	--	--	--	--	--
3,3-Dimethylbenzidine	ug/L	--	--	--	--	--	--	--
a,a-Dimethylphenethylamine	ug/L	--	--	--	--	--	--	--
2,4-Dimethylphenol	ug/L	--	--	--	--	--	--	--
Di-n-butylphthalate (DBP)	ug/L	--	--	--	--	--	--	--
4,6-Dinitro-2-methylphenol	ug/L	--	--	--	--	--	--	--
Dinitrobenzene, NOS	ug/L	--	--	--	--	--	--	--
2,4-Dinitrophenol	ug/L	--	--	--	--	--	--	--
2,4-Dinitrotoluene	ug/L	--	--	--	--	--	--	--
2,6-Dinitrotoluene	ug/L	--	--	--	--	--	--	--
Di-n-octyl phthalate (DnOP)	ug/L	--	--	--	--	--	--	--
1,4-Dioxane	ug/L	--	--	--	--	--	--	--
Diphenylamine	ug/L	--	--	--	--	--	--	--
1,2-Diphenylhydrazine	ug/L	--	--	--	--	--	--	--
Disulfoton	ug/L	--	--	--	--	--	--	--

APPENDIX G.3

GROUNDWATER QUALITY DATA
RFI REPORT
FORMER MANUAL TRANSMISSIONS OF MUNCIE FACILITY
MUNCIE, INDIANA

AOI		*AOI 16*	*AOI 16*	*AOI 16*	*AOI 16*	*AOI 16*	*AOI 16*	*AOI 16*
Sample Location		*MW-30*	*MW-30*	*MW-30*	*MW-31*	*MW-31*	*MW-31*	*MW-31*
Sample Identification		*GW-17324-030310-GL-014*	*GW-17324-120711-EM-023*	*GW-017324-050214-SM-016*	*MW-31S*	*MW-31S*	*MW-31S*	*MW-31S*
Sample Date		*3/3/2010*	*12/7/2011*	*5/2/2014*	*10/1/1998*	*4/1/1999*	*10/1/2000*	*3/27/2001*
Sample Depth		*-*	*-*	*-*	*-*	*-*	*-*	*-*
Sample Depth								
	Units							
SVOCs (Continued)								
Ethyl methacrylate	ug/L	--	--	--	--	--	--	--
Ethyl methanesulfonate	ug/L	--	--	--	--	--	--	--
bis(2-Ethylhexyl)phthalate (DEHP)	ug/L	--	--	--	--	--	--	--
Famphur	ug/L	--	--	--	--	--	--	--
Fluoranthene	ug/L	--	--	--	--	--	--	--
Fluorene	ug/L	--	--	--	--	--	--	--
Hexachlorobenzene	ug/L	--	--	--	--	--	--	--
Hexachlorobutadiene	ug/L	--	--	--	--	--	--	--
Hexachlorocyclopentadiene	ug/L	--	--	--	--	--	--	--
Hexachloroethane	ug/L	--	--	--	--	--	--	--
Hexachlorophene A	ug/L	--	--	--	--	--	--	--
Hexachloropropene	ug/L	--	--	--	--	--	--	--
Indeno(1,2,3-cd)pyrene	ug/L	--	--	--	--	--	--	--
Iodomethane	ug/L	--	--	--	--	--	--	--
Isodrin	ug/L	--	--	--	--	--	--	--
Isophorone	ug/L	--	--	--	--	--	--	--
Isosafrole	ug/L	--	--	--	--	--	--	--
Kepone	ug/L	--	--	--	--	--	--	--
Methapyrilene	ug/L	--	--	--	--	--	--	--
Methyl acrylonitrile	ug/L	--	--	--	--	--	--	--
Methyl methacrylate	ug/L	--	--	--	--	--	--	--
Methyl methanesulfonate	ug/L	--	--	--	--	--	--	--
Methyl parathion	ug/L	--	--	--	--	--	--	--
3-Methylcholanthrene	ug/L	--	--	--	--	--	--	--
2-Methylnaphthalene	ug/L	--	--	--	--	--	--	--
2-Methylphenol	ug/L	--	--	--	--	--	--	--
3&4-Methylphenol	ug/L	--	--	--	--	--	--	--
4-Methylphenol	ug/L	--	--	--	--	--	--	--
Naphthalene	ug/L	--	--	--	--	--	--	--
1,4-Naphthoquinone	ug/L	--	--	--	--	--	--	--
1-Naphthylamine	ug/L	--	--	--	--	--	--	--
2-Naphthylamine	ug/L	--	--	--	--	--	--	--
2-Nitroaniline	ug/L	--	--	--	--	--	--	--
3-Nitroaniline	ug/L	--	--	--	--	--	--	--
4-Nitroaniline	ug/L	--	--	--	--	--	--	--
Nitrobenzene	ug/L	--	--	--	--	--	--	--
2-Nitrophenol	ug/L	--	--	--	--	--	--	--
4-Nitrophenol	ug/L	--	--	--	--	--	--	--
4-Nitroquinoline-N-oxide	ug/L	--	--	--	--	--	--	--
N-Nitrosodi-n-butylamine	ug/L	--	--	--	--	--	--	--
N-Nitrosodi-n-propylamine	ug/L	--	--	--	--	--	--	--
N-Nitrosodiphenylamine	ug/L	--	--	--	--	--	--	--
N-Nitrosodiethylamine	ug/L	--	--	--	--	--	--	--
N-Nitrosodimethylamine	ug/L	--	--	--	--	--	--	--
N-Nitrosomethylethylamine	ug/L	--	--	--	--	--	--	--

APPENDIX G.3

GROUNDWATER QUALITY DATA
RFI REPORT
FORMER MANUAL TRANSMISSIONS OF MUNCIE FACILITY
MUNCIE, INDIANA

AOI		*AOI 16*	*AOI 16*	*AOI 16*	*AOI 16*	*AOI 16*	*AOI 16*	*AOI 16*
Sample Location		*MW-30*	*MW-30*	*MW-30*	*MW-31*	*MW-31*	*MW-31*	*MW-31*
Sample Identification		*GW-17324-030310-GL-014*	*GW-17324-120711-EM-023*	*GW-017324-050214-SM-016*	*MW-31S*	*MW-31S*	*MW-31S*	*MW-31S*
Sample Date		*3/3/2010*	*12/7/2011*	*5/2/2014*	*10/1/1998*	*4/1/1999*	*10/1/2000*	*3/27/2001*
Sample Depth		*-*	*-*	*-*	*-*	*-*	*-*	*-*
Sample Depth								
	Units							
SVOCs (Continued)								
N-Nitrosomorpholine	ug/L	--	--	--	--	--	--	--
N-Nitrosopiperidine	ug/L	--	--	--	--	--	--	--
N-Nitrosopyrrolidine	ug/L	--	--	--	--	--	--	--
2,2'-Oxybis(1-chloropropane) (bis(2-Chloroisopropyl) ether)	ug/L	--	--	--	--	--	--	--
Pentachlorobenzene	ug/L	--	--	--	--	--	--	--
Pentachloroethane	ug/L	--	--	--	--	--	--	--
Pentachloronitrobenzene	ug/L	--	--	--	--	--	--	--
Pentachlorophenol	ug/L	--	--	--	--	--	--	--
Phenacetin	ug/L	--	--	--	--	--	--	--
Phenanthrene	ug/L	--	--	--	--	--	--	--
Phenol	ug/L	--	--	--	--	--	--	--
p-Phenylenediamine	ug/L	--	--	--	--	--	--	--
Phorate	ug/L	--	--	--	--	--	--	--
2-Picoline	ug/L	--	--	--	--	--	--	--
Pronamide	ug/L	--	--	--	--	--	--	--
Propionitrile (ethyl cyanide)	ug/L	--	--	--	--	--	--	--
Pyrene	ug/L	--	--	--	--	--	--	--
Pyridine	ug/L	--	--	--	--	--	--	--
Safrole	ug/L	--	--	--	--	--	--	--
1,2,4,5-Tetrachlorobenzene	ug/L	--	--	--	--	--	--	--
1,1,1,2-Tetrachloroethane	ug/L	--	--	--	--	--	--	--
2,3,4,6-Tetrachlorophenol	ug/L	--	--	--	--	--	--	--
Thionazin (O,O-diethyl-O-2-pyrazinyl phosphorothioate)	ug/L	--	--	--	--	--	--	--
o-Toluidine A	ug/L	--	--	--	--	--	--	--
5-Nitro-2-toluidine	ug/L	--	--	--	--	--	--	--
2,4,5-Trichlorophenol	ug/L	--	--	--	--	--	--	--
2,4,6-Trichlorophenol	ug/L	--	--	--	--	--	--	--
1,2,3-Trichloropropane	ug/L	--	--	--	--	--	--	--
0,0,0-Triethylphosphorothioate	ug/L	--	--	--	--	--	--	--
1,3,5-Trinitrobenzene	ug/L	--	--	--	--	--	--	--
PCBs								
Aroclor-1016 (PCB-1016)	ug/L	0.50 U	--	--	--	--	--	--
Aroclor-1221 (PCB-1221)	ug/L	0.50 U	--	--	--	--	--	--
Aroclor-1232 (PCB-1232)	ug/L	0.50 U	--	--	--	--	--	--
Aroclor-1242 (PCB-1242)	ug/L	0.50 U	--	--	--	--	--	--
Aroclor-1248 (PCB-1248)	ug/L	0.50 U	--	--	--	--	--	--
Aroclor-1254 (PCB-1254)	ug/L	0.50 U	--	--	--	--	--	--
Aroclor-1260 (PCB-1260)	ug/L	0.50 U	--	--	--	--	--	--
Total PCBs	ug/L	ND	--	--	--	--	--	--
Total Petroleum Hydrocarbons (TPH)								
Total Petroleum Hydrocarbons - Purgeable (GRO)	ug/L	--	--	--	--	--	--	--

APPENDIX G.3

GROUNDWATER QUALITY DATA
RFI REPORT
FORMER MANUAL TRANSMISSIONS OF MUNCIE FACILITY
MUNCIE, INDIANA

AOI		*AOI 16*	*AOI 16*	*AOI 16*	*AOI 16*	*AOI 16*	*AOI 16*	*AOI 16*
Sample Location		*MW-30*	*MW-30*	*MW-30*	*MW-31*	*MW-31*	*MW-31*	*MW-31*
Sample Identification		*GW-17324-030310-GL-014*	*GW-17324-120711-EM-023*	*GW-017324-050214-SM-016*	*MW-31S*	*MW-31S*	*MW-31S*	*MW-31S*
Sample Date		*3/3/2010*	*12/7/2011*	*5/2/2014*	*10/1/1998*	*4/1/1999*	*10/1/2000*	*3/27/2001*
Sample Depth		*-*	*-*	*-*	*-*	*-*	*-*	*-*
Sample Depth								
	Units							
Metals								
Aluminum	ug/L	--	--	--	--	--	--	--
Antimony	ug/L	--	--	--	--	--	--	--
Arsenic	ug/L	--	--	--	--	--	--	--
Arsenic (dissolved)	ug/L	--	--	--	--	--	--	--
Barium	ug/L	--	--	--	--	--	--	--
Barium (dissolved)	ug/L	--	--	--	--	--	--	--
Beryllium	ug/L	--	--	--	--	--	--	--
Cadmium	ug/L	--	--	--	--	--	--	--
Cadmium (dissolved)	ug/L	--	--	--	--	--	--	--
Calcium	ug/L	--	--	--	--	--	--	--
Calcium (dissolved)	ug/L	--	--	--	--	--	--	--
Chromium	ug/L	--	--	--	--	--	--	--
Chromium (dissolved)	ug/L	--	--	--	--	--	--	--
Cobalt	ug/L	--	--	--	--	--	--	--
Copper	ug/L	--	--	--	--	--	--	--
Copper (dissolved)	ug/L	--	--	--	--	--	--	--
Iron	ug/L	--	--	--	--	--	--	--
Iron (dissolved)	ug/L	--	--	--	--	--	--	--
Lead	ug/L	15.0 U	--	--	--	--	--	--
Lead (dissolved)	ug/L	15.0 U	--	--	--	--	--	--
Magnesium	ug/L	--	--	--	--	--	--	--
Magnesium (dissolved)	ug/L	--	--	--	--	--	--	--
Manganese	ug/L	--	--	--	--	--	--	--
Manganese (dissolved)	ug/L	--	--	--	--	--	--	--
Mercury	ug/L	--	--	--	--	--	--	--
Mercury (dissolved)	ug/L	--	--	--	--	--	--	--
Nickel	ug/L	--	--	--	--	--	--	--
Nickel (dissolved)	ug/L	--	--	--	--	--	--	--
Potassium	ug/L	--	--	--	--	--	--	--
Selenium	ug/L	--	--	--	--	--	--	--
Selenium (dissolved)	ug/L	--	--	--	--	--	--	--
Silver	ug/L	--	--	--	--	--	--	--
Silver (dissolved)	ug/L	--	--	--	--	--	--	--
Sodium	ug/L	--	--	--	--	--	--	--
Thallium	ug/L	--	--	--	--	--	--	--
Vanadium	ug/L	--	--	--	--	--	--	--
Zinc	ug/L	--	--	--	--	--	--	--
Zinc (dissolved)	ug/L	--	--	--	--	--	--	--

APPENDIX G.3

GROUNDWATER QUALITY DATA
RFI REPORT
FORMER MANUAL TRANSMISSIONS OF MUNCIE FACILITY
MUNCIE, INDIANA

AOI		***AOI 16***	***AOI 16***	***AOI 16***	***AOI 16***	***AOI 16***	***AOI 16***	***AOI 16***
Sample Location		***MW-30***	***MW-30***	***MW-30***	***MW-31***	***MW-31***	***MW-31***	***MW-31***
Sample Identification		***GW-17324-030310-GL-014***	***GW-17324-120711-EM-023***	***GW-017324-050214-SM-016***	***MW-31S***	***MW-31S***	***MW-31S***	***MW-31S***
Sample Date		***3/3/2010***	***12/7/2011***	***5/2/2014***	***10/1/1998***	***4/1/1999***	***10/1/2000***	***3/27/2001***
Sample Depth		***-***	***-***	***-***	***-***	***-***	***-***	***-***
Sample Depth								
	Units							
Gas								
Ethane	ug/L	--	--	--	--	--	--	--
Ethene	ug/L	--	--	--	--	--	--	--
Methane	ug/L	--	--	--	--	--	--	--
General Chemistry								
Alkalinity, bicarbonate	ug/L	--	--	--	--	--	--	--
Alkalinity, carbonate	ug/L	--	--	--	--	--	--	--
Bicarbonate (as CaCO3)	ug/L	--	--	--	--	--	--	--
Chloride	ug/L	--	--	--	--	--	--	--
Dissolved organic carbon (DOC)	ug/L	--	--	--	--	--	--	--
Hardness	ug/L	--	--	--	--	--	--	--
Hardness, carbonate	ug/L	--	--	--	--	--	--	--
Nitrate (as N)	ug/L	--	--	--	--	--	--	--
Nitrite (as N)	ug/L	--	--	--	--	--	--	--
pH	s.u.	--	--	--	--	--	--	--
Sulfate	ug/L	--	--	--	--	--	--	--
Sulfide	ug/L	--	--	--	--	--	--	--
Total dissolved solids (TDS)	ug/L	--	--	--	--	--	--	--
Total organic carbon (TOC)	ug/L	--	--	--	--	--	--	--

Notes

ug/L - Micrograms per litre
"-" - No value
U - Not detected at the associated reporting limit
J - Estimated concentration
UJ - Not detected; associated reporting limit is estimated
R - Rejected
s.u. - Standard units
nc - No criteria
ND - Non Detect (calculation)
BOLD[abc] Concentration exceeds associated screening level
IDEM Appendix A: Screening Levels Remedation Closure Guide - March 25, 2014
a - Exceeds IDEM residential tap screening levels
b - Exceeds IDEM residential vapor exposure screening levels
c - Exceeds IDEM commercial/industrial vapor screening levels

APPENDIX G.3

GROUNDWATER QUALITY DATA
RFI REPORT
FORMER MANUAL TRANSMISSIONS OF MUNCIE FACILITY
MUNCIE, INDIANA

AOI		*AOI 16*	*AOI 16*	*AOI 16*	*AOI 16*	*AOI 16*
Sample Location		*MW-31*	*MW-31*	*MW-31*	*MW-31*	*MW-31*
Sample Identification		*GW-17330-101002-EH-017*	*GW-072104-MR-015*	*GW-017330-042805-TP-020*	*GW-017330-101905-TP-011*	*GW-017330-051006-PK-018*
Sample Date		*10/10/2002*	*7/21/2004*	*4/28/2005*	*10/19/2005*	*5/10/2006*
Sample Depth		-	-	-	-	-
Sample Depth						
	Units					
Volatile Organic Compounds (VOCs)						
Acetone	ug/L	33 UJ	17 U	20 U	10 UJ	10 U
Benzene	ug/L	1.3 U	1.7 U	2.0 U	0.36 J	0.23 J
Bromodichloromethane	ug/L	1.3 U	1.7 U	2.0 U	1.0 U	1 U
Bromoform	ug/L	1.3 U	1.7 U	2.0 U	1.0 UJ	1 U
Bromomethane (Methyl bromide)	ug/L	1.3 U	1.7 U	2.0 U	1.0 UJ	1 U
2-Butanone (Methyl ethyl ketone) (MEK)	ug/L	33 UJ	17 U	20 U	10 U	10 U
Carbon disulfide	ug/L	6.6 U	1.7 U	2.0 U	1.0 U	1 U
Carbon tetrachloride	ug/L	1.3 U	1.7 U	2.0 U	1.0 U	1 U
Chlorobenzene	ug/L	1.3 U	1.7 U	2.0 U	1.0 U	1 U
Chloroethane	ug/L	1.3 U	1.7 U	2.0 U	1.0 U	1 U
2-Chloroethyl vinyl ether	ug/L	--	--	--	--	--
Chloroform (Trichloromethane)	ug/L	1.3 U	1.7 U	2.0 U	1.0 U	1 U
Chloromethane (Methyl chloride)	ug/L	1.3 U	1.7 U	2.0 U	1.0 U	1 U
Cyclohexane	ug/L	1.3 U	1.7 U	2.1 U	0.27 J	--
1,2-Dibromo-3-chloropropane (DBCP)	ug/L	1.3 U	3.3 U	4.0 U	2.0 UJ	--
Dibromochloromethane	ug/L	1.3 U	1.7 U	2.0 U	1.0 UJ	1 U
1,2-Dibromoethane (Ethylene dibromide)	ug/L	1.3 U	1.7 U	2.0 U	1.0 UJ	--
1,2-Dichlorobenzene	ug/L	1.3 U	1.7 U	2.0 U	1.0 U	--
1,3-Dichlorobenzene	ug/L	1.3 U	1.7 U	2.0 U	1.0 U	--
1,4-Dichlorobenzene	ug/L	1.3 U	1.7 U	2.0 U	1.0 U	--
Dichlorodifluoromethane (CFC-12)	ug/L	1.3 U	1.8	1.6 J	3.1	--
1,1-Dichloroethane	ug/L	**37**[a]	**43**[a]	**43**[a]	**64**[a]	**58**[a]
1,2-Dichloroethane	ug/L	1.3 U	1.7 U	2.0 U	1.0 U	1 U
1,2-Dichloroethene (total)	ug/L	--	--	--	--	--
1,1-Dichloroethene	ug/L	1.3 U	1.7 U	2.0 U	0.27 J	1 U
cis-1,2-Dichloroethene	ug/L	5.9	8.8	8.2	28	26
trans-1,2-Dichloroethene	ug/L	0.89 J	0.66 J	2.0 U	3.2	1 U
1,2-Dichloropropane	ug/L	1.3 U	1.7 U	2.0 U	1.0 U	1 U
cis-1,3-Dichloropropene	ug/L	1.3 U	1.7 U	2.0 U	1.0 UJ	1 U
trans-1,3-Dichloropropene	ug/L	1.3 U	1.7 U	2.0 U	1.0 UJ	1 U
Ethylbenzene	ug/L	1.3 U	1.7 U	2.0 U	1.0 U	1 U
2-Hexanone	ug/L	66 UJ	17 U	20 U	10 U	10 U
Isopropyl benzene	ug/L	6.6 U	1.7 U	2.0 U	1.0 U	--
Methyl acetate	ug/L	13 U	17 U	20 U	10 U	--
Methyl cyclohexane	ug/L	1.3 U	1.7 U	2.0 U	1.0 U	--
Methyl tert butyl ether (MTBE)	ug/L	6.6 U	8.4 U	10 U	5.0 U	--
4-Methyl-2-pentanone (Methyl isobutyl ketone) (MIBK)	ug/L	66 U	17 U	20 U	10 U	10 U
Methylene chloride	ug/L	6.6 U	1.7 U	2.0 U	1.0 UJ	1 U
Styrene	ug/L	1.3 U	1.7 U	2.0 U	1.0 U	1 U
VOCs (Continued)						

APPENDIX G.3

GROUNDWATER QUALITY DATA
RFI REPORT
FORMER MANUAL TRANSMISSIONS OF MUNCIE FACILITY
MUNCIE, INDIANA

AOI		*AOI 16*	*AOI 16*	*AOI 16*	*AOI 16*	*AOI 16*
Sample Location		***MW-31***	***MW-31***	***MW-31***	***MW-31***	***MW-31***
Sample Identification		***GW-17330-101002-EH-017***	***GW-072104-MR-015***	***GW-017330-042805-TP-020***	***GW-017330-101905-TP-011***	***GW-017330-051006-PK-018***
Sample Date		***10/10/2002***	***7/21/2004***	***4/28/2005***	***10/19/2005***	***5/10/2006***
Sample Depth		-	-	-	-	-
Sample Depth						
	Units					
1,1,2,2-Tetrachloroethane	ug/L	1.3 U	1.7 U	2.0 U	1.0 U	1 U
Tetrachloroethene	ug/L	1.3 U	1.7 U	2.0 U	1.0 U	1 U
Toluene	ug/L	1.3 U	1.7 U	2.0 U	1.0 U	1 U
1,2,4-Trichlorobenzene	ug/L	6.6 U	1.7 U	2.0 U	1.0 U	--
1,1,1-Trichloroethane	ug/L	1.3 U	1.7 U	2.0 U	1.0 U	1 U
1,1,2-Trichloroethane	ug/L	1.3 U	1.7 U	2.0 U	1.0 U	1 U
Trichloroethene	ug/L	1.3 U	0.83 J	9.1 U	4.3	1 U
Trichlorofluoromethane (CFC-11)	ug/L	1.3 U	1.7 U	2.0 U	1.0 U	--
Trifluorotrichloroethane (Freon 113)	ug/L	1.3 U	1.7 U	2.0 U	1.0 U	--
Vinyl acetate	ug/L	--	--	--	--	--
Vinyl chloride	ug/L	**20[ab]**	**16[ab]**	**15[ab]**	**19[ab]**	**7[ab]**
Xylenes (total)	ug/L	4.0 U	3.3 U	4.0 U	2.0 U	2 U
Semi-Volatile Organic Compounds (SVOCs)						
Acenaphthene	ug/L	--	0.50 U	0.50 U	0.50 U	0.2 U
Acenaphthylene	ug/L	--	0.50 U	2.0 U	2.0 U	0.2 U
Acetonitrile	ug/L	--	--	--	--	--
Acetophenone	ug/L	--	--	--	--	1 U
2-Acetylaminofluorene	ug/L	--	--	--	--	--
Acrolein	ug/L	--	--	--	--	--
Acrylonitrile	ug/L	--	--	--	--	--
Allyl chloride	ug/L	--	--	--	--	--
4-Aminobiphenyl	ug/L	--	--	--	--	--
Aniline	ug/L	--	--	--	--	--
Anthracene	ug/L	--	0.10 U	0.10 U	0.10 U	0.2 U
Aramite	ug/L	--	--	--	--	--
Atrazine	ug/L	--	--	--	--	1 U
Benzaldehyde	ug/L	--	--	--	--	1 U
Benzidine	ug/L	--	--	--	--	--
Benzo(a)anthracene	ug/L	--	0.10 U	0.10 U	0.10 U	0.2 U
Benzo(a)pyrene	ug/L	--	0.10 U	0.10 U	0.10 U	0.2 U
Benzo(b)fluoranthene	ug/L	--	0.10 U	0.10 U	0.10 U	0.2 U
Benzo(g,h,i)perylene	ug/L	--	0.10 U	0.10 UJ	0.10 U	0.2 U
Benzo(k)fluoranthene	ug/L	--	0.10 U	0.10 U	0.10 U	0.2 U
Benzoic acid	ug/L	--	--	--	--	--
Benzyl alcohol	ug/L	--	--	--	--	--
Biphenyl (1,1-Biphenyl)	ug/L	--	--	--	--	1 U
4-Bromophenyl phenyl ether	ug/L	--	--	--	--	2 U
Butyl benzylphthalate (BBP)	ug/L	--	--	--	--	1 U
Caprolactam	ug/L	--	--	--	--	5 U
Carbazole	ug/L	--	--	--	--	1 U
4-Chloro-3-methylphenol	ug/L	--	--	--	--	2 U
4-Chloroaniline	ug/L	--	--	--	--	2 U
Chlorobenzilate	ug/L	--	--	--	--	--
bis(2-Chloroethoxy)methane	ug/L	--	--	--	--	1 U
bis(2-Chloroethyl)ether	ug/L	--	--	--	--	1 U

APPENDIX G.3

GROUNDWATER QUALITY DATA
RFI REPORT
FORMER MANUAL TRANSMISSIONS OF MUNCIE FACILITY
MUNCIE, INDIANA

AOI		*AOI 16*	*AOI 16*	*AOI 16*	*AOI 16*	*AOI 16*
Sample Location		*MW-31*	*MW-31*	*MW-31*	*MW-31*	*MW-31*
Sample Identification		*GW-17330-101002-EH-017*	*GW-072104-MR-015*	*GW-017330-042805-TP-020*	*GW-017330-101905-TP-011*	*GW-017330-051006-PK-018*
Sample Date		*10/10/2002*	*7/21/2004*	*4/28/2005*	*10/19/2005*	*5/10/2006*
Sample Depth		*-*	*-*	*-*	*-*	*-*
Sample Depth						
	Units					
2-Chloronaphthalene	ug/L	--	--	--	--	1 U
2-Chlorophenol	ug/L	--	--	--	--	1 U
4-Chlorophenyl phenyl ether	ug/L	--	--	--	--	2 U
Chloroprene	ug/L	--	--	--	--	--
Chrysene	ug/L	--	0.10 U	0.10 U	0.10 U	0.2 U
Cresol isomers	ug/L	--	--	--	--	--
Diallate	ug/L	--	--	--	--	--
Dibenz(a,h)anthracene	ug/L	--	0.10 U	0.10 U	0.10 U	0.2 U
Dibenzofuran	ug/L	--	--	--	--	1 U
Dibromochloromethane	ug/L	--	--	--	--	--
Dibromomethane	ug/L	--	--	--	--	--
trans-1,4-Dichloro-2-butene	ug/L	--	--	--	--	--
3,3'-Dichlorobenzidine	ug/L	--	--	--	--	5 U
2,4-Dichlorophenol	ug/L	--	--	--	--	2 U
2,6-Dichlorophenol	ug/L	--	--	--	--	--
Diethyl phthalate	ug/L	--	--	--	--	1 U
Dimethoate	ug/L	--	--	--	--	--
Dimethyl phthalate	ug/L	--	--	--	--	1 U
p-Dimethylaminoazobenzene A	ug/L	--	--	--	--	--
7,12-Dimethylbenz(a)anthracene	ug/L	--	--	--	--	--
3,3-Dimethylbenzidine	ug/L	--	--	--	--	--
a,a-Dimethylphenethylamine	ug/L	--	--	--	--	--
2,4-Dimethylphenol	ug/L	--	--	--	--	2 U
Di-n-butylphthalate (DBP)	ug/L	--	--	--	--	1 U
4,6-Dinitro-2-methylphenol	ug/L	--	--	--	--	5 U
Dinitrobenzene, NOS	ug/L	--	--	--	--	--
2,4-Dinitrophenol	ug/L	--	--	--	--	5 U
2,4-Dinitrotoluene	ug/L	--	--	--	--	5 U
2,6-Dinitrotoluene	ug/L	--	--	--	--	5 U
Di-n-octyl phthalate (DnOP)	ug/L	--	--	--	--	1 U
1,4-Dioxane	ug/L	--	--	--	--	--
Diphenylamine	ug/L	--	--	--	--	--
1,2-Diphenylhydrazine	ug/L	--	--	--	--	--
Disulfoton	ug/L	--	--	--	--	--

APPENDIX G.3

GROUNDWATER QUALITY DATA
RFI REPORT
FORMER MANUAL TRANSMISSIONS OF MUNCIE FACILITY
MUNCIE, INDIANA

AOI		*AOI 16*	*AOI 16*	*AOI 16*	*AOI 16*	*AOI 16*
Sample Location		*MW-31*	*MW-31*	*MW-31*	*MW-31*	*MW-31*
Sample Identification		*GW-17330-101002-EH-017*	*GW-072104-MR-015*	*GW-017330-042805-TP-020*	*GW-017330-101905-TP-011*	*GW-017330-051006-PK-018*
Sample Date		*10/10/2002*	*7/21/2004*	*4/28/2005*	*10/19/2005*	*5/10/2006*
Sample Depth		*-*	*-*	*-*	*-*	*-*
Sample Depth						
	Units					
SVOCs (Continued)						
Ethyl methacrylate	ug/L	--	--	--	--	--
Ethyl methanesulfonate	ug/L	--	--	--	--	--
bis(2-Ethylhexyl)phthalate (DEHP)	ug/L	--	--	--	--	1 U
Famphur	ug/L	--	--	--	--	--
Fluoranthene	ug/L	--	0.10 U	0.10 UJ	0.10 U	0.2 U
Fluorene	ug/L	--	0.10 U	0.10 U	0.10 U	0.2 U
Hexachlorobenzene	ug/L	--	--	--	--	0.2 U
Hexachlorobutadiene	ug/L	--	--	--	--	1 U
Hexachlorocyclopentadiene	ug/L	--	--	--	--	10 U
Hexachloroethane	ug/L	--	--	--	--	1 U
Hexachlorophene A	ug/L	--	--	--	--	--
Hexachloropropene	ug/L	--	--	--	--	--
Indeno(1,2,3-cd)pyrene	ug/L	--	0.10 U	0.10 UJ	0.10 U	0.2 U
Iodomethane	ug/L	--	--	--	--	--
Isodrin	ug/L	--	--	--	--	--
Isophorone	ug/L	--	--	--	--	1 U
Isosafrole	ug/L	--	--	--	--	--
Kepone	ug/L	--	--	--	--	--
Methapyrilene	ug/L	--	--	--	--	--
Methyl acrylonitrile	ug/L	--	--	--	--	--
Methyl methacrylate	ug/L	--	--	--	--	--
Methyl methanesulfonate	ug/L	--	--	--	--	--
Methyl parathion	ug/L	--	--	--	--	--
3-Methylcholanthrene	ug/L	--	--	--	--	--
2-Methylnaphthalene	ug/L	--	--	--	--	0.2 U
2-Methylphenol	ug/L	--	--	--	--	1 U
3&4-Methylphenol	ug/L	--	--	--	--	--
4-Methylphenol	ug/L	--	--	--	--	1 U
Naphthalene	ug/L	--	1.0 U	1.0 U	1.0 U	0.2 U
1,4-Naphthoquinone	ug/L	--	--	--	--	--
1-Naphthylamine	ug/L	--	--	--	--	--
2-Naphthylamine	ug/L	--	--	--	--	--
2-Nitroaniline	ug/L	--	--	--	--	2 U
3-Nitroaniline	ug/L	--	--	--	--	2 U
4-Nitroaniline	ug/L	--	--	--	--	2 U
Nitrobenzene	ug/L	--	--	--	--	1 U
2-Nitrophenol	ug/L	--	--	--	--	2 U
4-Nitrophenol	ug/L	--	--	--	--	5 U
4-Nitroquinoline-N-oxide	ug/L	--	--	--	--	--
N-Nitrosodi-n-butylamine	ug/L	--	--	--	--	--
N-Nitrosodi-n-propylamine	ug/L	--	--	--	--	1 U
N-Nitrosodiphenylamine	ug/L	--	--	--	--	1 U
N-Nitrosodiethylamine	ug/L	--	--	--	--	--
N-Nitrosodimethylamine	ug/L	--	--	--	--	--
N-Nitrosomethylethylamine	ug/L	--	--	--	--	--

APPENDIX G.3

GROUNDWATER QUALITY DATA
RFI REPORT
FORMER MANUAL TRANSMISSIONS OF MUNCIE FACILITY
MUNCIE, INDIANA

AOI		*AOI 16*	*AOI 16*	*AOI 16*	*AOI 16*	*AOI 16*
Sample Location		*MW-31*	*MW-31*	*MW-31*	*MW-31*	*MW-31*
Sample Identification		*GW-17330-101002-EH-017*	*GW-072104-MR-015*	*GW-017330-042805-TP-020*	*GW-017330-101905-TP-011*	*GW-017330-051006-PK-018*
Sample Date		*10/10/2002*	*7/21/2004*	*4/28/2005*	*10/19/2005*	*5/10/2006*
Sample Depth		*-*	*-*	*-*	*-*	*-*
Sample Depth						
	Units					
SVOCs (Continued)						
N-Nitrosomorpholine	ug/L	--	--	--	--	--
N-Nitrosopiperidine	ug/L	--	--	--	--	--
N-Nitrosopyrrolidine	ug/L	--	--	--	--	--
2,2'-Oxybis(1-chloropropane) (bis(2-Chloroisopropyl) ether)	ug/L	--	--	--	--	1 U
Pentachlorobenzene	ug/L	--	--	--	--	--
Pentachloroethane	ug/L	--	--	--	--	--
Pentachloronitrobenzene	ug/L	--	--	--	--	--
Pentachlorophenol	ug/L	--	--	--	--	5 U
Phenacetin	ug/L	--	--	--	--	--
Phenanthrene	ug/L	--	0.10 U	0.10 U	0.10 U	0.2 U
Phenol	ug/L	--	--	--	--	1 U
p-Phenylenediamine	ug/L	--	--	--	--	--
Phorate	ug/L	--	--	--	--	--
2-Picoline	ug/L	--	--	--	--	--
Pronamide	ug/L	--	--	--	--	--
Propionitrile (ethyl cyanide)	ug/L	--	--	--	--	--
Pyrene	ug/L	--	0.10 U	0.10 U	0.10 U	0.2 U
Pyridine	ug/L	--	--	--	--	--
Safrole	ug/L	--	--	--	--	--
1,2,4,5-Tetrachlorobenzene	ug/L	--	--	--	--	--
1,1,1,2-Tetrachloroethane	ug/L	--	--	--	--	--
2,3,4,6-Tetrachlorophenol	ug/L	--	--	--	--	--
Thionazin (O,O-diethyl-O-2-pyrazinyl phosphorothioate)	ug/L	--	--	--	--	--
o-Toluidine A	ug/L	--	--	--	--	--
5-Nitro-2-toluidine	ug/L	--	--	--	--	--
2,4,5-Trichlorophenol	ug/L	--	--	--	--	5 U
2,4,6-Trichlorophenol	ug/L	--	--	--	--	5 U
1,2,3-Trichloropropane	ug/L	--	--	--	--	--
0,0,0-Triethylphosphorothioate	ug/L	--	--	--	--	--
1,3,5-Trinitrobenzene	ug/L	--	--	--	--	--
PCBs						
Aroclor-1016 (PCB-1016)	ug/L	--	--	--	--	--
Aroclor-1221 (PCB-1221)	ug/L	--	--	--	--	--
Aroclor-1232 (PCB-1232)	ug/L	--	--	--	--	--
Aroclor-1242 (PCB-1242)	ug/L	--	--	--	--	--
Aroclor-1248 (PCB-1248)	ug/L	--	--	--	--	--
Aroclor-1254 (PCB-1254)	ug/L	--	--	--	--	--
Aroclor-1260 (PCB-1260)	ug/L	--	--	--	--	--
Total PCBs	ug/L	--	--	--	--	--
Total Petroleum Hydrocarbons (TPH)						
Total Petroleum Hydrocarbons - Purgeable (GRO)	ug/L	--	--	--	--	--

APPENDIX G.3

GROUNDWATER QUALITY DATA
RFI REPORT
FORMER MANUAL TRANSMISSIONS OF MUNCIE FACILITY
MUNCIE, INDIANA

AOI		*AOI 16*	*AOI 16*	*AOI 16*	*AOI 16*	*AOI 16*
Sample Location		*MW-31*	*MW-31*	*MW-31*	*MW-31*	*MW-31*
Sample Identification		*GW-17330-101002-EH-017*	*GW-072104-MR-015*	*GW-017330-042805-TP-020*	*GW-017330-101905-TP-011*	*GW-017330-051006-PK-018*
Sample Date		*10/10/2002*	*7/21/2004*	*4/28/2005*	*10/19/2005*	*5/10/2006*
Sample Depth		*-*	*-*	*-*	*-*	*-*
Sample Depth						
	Units					
Metals						
Aluminum	ug/L	--	--	--	--	--
Antimony	ug/L	--	--	--	--	--
Arsenic	ug/L	--	7.6 J	3 J	10 U	10 U
Arsenic (dissolved)	ug/L	--	--	--	--	10 U
Barium	ug/L	--	220	210	230	261
Barium (dissolved)	ug/L	--	--	--	--	249
Beryllium	ug/L	--	--	--	--	--
Cadmium	ug/L	--	0.96 J	0.38 J	5 U	5 U
Cadmium (dissolved)	ug/L	--	--	--	--	5 U
Calcium	ug/L	--	--	--	--	--
Calcium (dissolved)	ug/L	--	88900	85500	103000	--
Chromium	ug/L	--	3.5 J	10 U	10 U	10 U
Chromium (dissolved)	ug/L	--	--	--	--	10 U
Cobalt	ug/L	--	--	--	--	--
Copper	ug/L	--	--	--	--	--
Copper (dissolved)	ug/L	--	--	--	--	--
Iron	ug/L	--	--	--	--	--
Iron (dissolved)	ug/L	--	--	--	--	--
Lead	ug/L	--	3 U	3 U	3 U	3 U
Lead (dissolved)	ug/L	--	--	--	--	3 U
Magnesium	ug/L	--	--	--	--	--
Magnesium (dissolved)	ug/L	--	24400	21500	27300	--
Manganese	ug/L	--	--	--	--	--
Manganese (dissolved)	ug/L	--	190	230	280	--
Mercury	ug/L	--	0.2 U	0.2 U	0.2 U	0.2 U
Mercury (dissolved)	ug/L	--	--	--	--	0.2 U
Nickel	ug/L	--	--	--	--	--
Nickel (dissolved)	ug/L	--	--	--	--	--
Potassium	ug/L	--	--	--	--	--
Selenium	ug/L	--	5 U	5 U	3.5 J	3.1 J
Selenium (dissolved)	ug/L	--	--	--	--	5 U
Silver	ug/L	--	10 U	10 U	10 U	10 U
Silver (dissolved)	ug/L	--	--	--	--	10 U
Sodium	ug/L	--	--	--	--	--
Thallium	ug/L	--	--	--	--	--
Vanadium	ug/L	--	--	--	--	--
Zinc	ug/L	--	--	--	--	--
Zinc (dissolved)	ug/L	--	--	--	--	--

APPENDIX G.3

GROUNDWATER QUALITY DATA
RFI REPORT
FORMER MANUAL TRANSMISSIONS OF MUNCIE FACILITY
MUNCIE, INDIANA

AOI		*AOI 16*	*AOI 16*	*AOI 16*	*AOI 16*	*AOI 16*
Sample Location		***MW-31***	***MW-31***	***MW-31***	***MW-31***	***MW-31***
Sample Identification		***GW-17330-101002-EH-017***	***GW-072104-MR-015***	***GW-017330-042805-TP-020***	***GW-017330-101905-TP-011***	***GW-017330-051006-PK-018***
Sample Date		***10/10/2002***	***7/21/2004***	***4/28/2005***	***10/19/2005***	***5/10/2006***
Sample Depth		**-**	**-**	**-**	**-**	**-**
Sample Depth						
	Units					
Gas						
Ethane	ug/L	--	0.50 U	1.0 U	0.50 U	--
Ethene	ug/L	--	0.50 U	1.0 U	0.19 J	--
Methane	ug/L	--	300 J	280	170	--
General Chemistry						
Alkalinity, bicarbonate	ug/L	--	320000	220000	290000	--
Alkalinity, carbonate	ug/L	--	1500 J	5000 U	5000 U	--
Bicarbonate (as CaCO3)	ug/L	--	--	--	--	--
Chloride	ug/L	--	89500	57700	70500	--
Dissolved organic carbon (DOC)	ug/L	--	2000	4000	2000	--
Hardness	ug/L	--	322000	302000	369000	--
Hardness, carbonate	ug/L	--	--	--	--	--
Nitrate (as N)	ug/L	--	100 U	20 J	35 J	--
Nitrite (as N)	ug/L	--	75 J	100 U	100 U	--
pH	s.u.	--	--	--	--	--
Sulfate	ug/L	--	81800	66800	98900	--
Sulfide	ug/L	--	--	--	--	--
Total dissolved solids (TDS)	ug/L	--	--	--	--	--
Total organic carbon (TOC)	ug/L	--	--	--	--	--

Notes
ug/L - Micrograms per litre
"-" - No value
U - Not detected at the associated reporting limit
J - Estimated concentration
UJ - Not detected; associated reporting limit is estimated
R - Rejected
s.u. - Standard units
nc - No criteria
ND - Non Detect (calculation)
BOLD[abc] Concentration exceeds associated screening level
IDEM Appendix A: Screening Levels Remedation Closure Guide - March 25, 2014
a - Exceeds IDEM residential tap screening levels
b - Exceeds IDEM residential vapor exposure screening levels
c - Exceeds IDEM commercial/industrial vapor screening levels

APPENDIX G.3

GROUNDWATER QUALITY DATA
RFI REPORT
FORMER MANUAL TRANSMISSIONS OF MUNCIE FACILITY
MUNCIE, INDIANA

AOI		*AOI 16*	*AOI 16*	*AOI 16*	*AOI 16*	*AOI 16*	*AOI 16*
Sample Location		*MW-31*	*MW-31*	*MW-31*	*MW-31*	*MW-31*	*MW-32*
Sample Identification		*GW-017324-010609-JP-002*	*GW-17324-030210-GL-006*	*GW-17324-030210-GL-007*	*GW-17324-120811-EM-030*	*GW-017324-050714-SM-042*	*MW-32S*
Sample Date		*1/6/2009*	*3/2/2010*	*3/2/2010*	*12/8/2011*	*5/7/2014*	*4/1/1999*
Sample Depth		*-*	*-*	*-*	*-*	*-*	*-*
Sample Depth							
	Units						
Volatile Organic Compounds (VOCs)							
Acetone	ug/L	10 U	--	--	10 U	10 U	U
Benzene	ug/L	1.0 U	--	--	1.0 U	1.0 U	U
Bromodichloromethane	ug/L	1.0 U	--	--	1.0 U	1.0 U	U
Bromoform	ug/L	1.0 U	--	--	1.0 U	1.0 U	--
Bromomethane (Methyl bromide)	ug/L	1.0 U	--	--	1.0 U	1.0 U	--
2-Butanone (Methyl ethyl ketone) (MEK)	ug/L	10 U	--	--	10 U	10 U	U
Carbon disulfide	ug/L	1.0 U	--	--	1.0 U	1.0 U	--
Carbon tetrachloride	ug/L	1.0 U	--	--	1.0 U	1.0 U	--
Chlorobenzene	ug/L	1.0 U	--	--	1.0 U	1.0 U	U
Chloroethane	ug/L	1.0 U	--	--	1.0 U	1.0 U	U
2-Chloroethyl vinyl ether	ug/L	--	--	--	--	--	U
Chloroform (Trichloromethane)	ug/L	1.0 U	--	--	1.0 U	1.0 U	U
Chloromethane (Methyl chloride)	ug/L	1.0 U	--	--	1.0 U	1.0 U	U
Cyclohexane	ug/L	1.0 U	--	--	1.0 U	1.0 U	--
1,2-Dibromo-3-chloropropane (DBCP)	ug/L	2.0 U	--	--	2.0 U	2.0 U	--
Dibromochloromethane	ug/L	1.0 U	--	--	1.0 U	1.0 U	--
1,2-Dibromoethane (Ethylene dibromide)	ug/L	1.0 U	--	--	1.0 U	1.0 U	--
1,2-Dichlorobenzene	ug/L	1.0 U	--	--	1.0 U	1.0 U	--
1,3-Dichlorobenzene	ug/L	1.0 U	--	--	1.0 U	1.0 U	--
1,4-Dichlorobenzene	ug/L	1.0 U	--	--	1.0 U	1.0 U	--
Dichlorodifluoromethane (CFC-12)	ug/L	1.3	--	--	0.57 J	1.2	--
1,1-Dichloroethane	ug/L	21	--	--	3.8	3.7	U
1,2-Dichloroethane	ug/L	1.0 U	--	--	1.0 U	1.0 U	U
1,2-Dichloroethene (total)	ug/L	--	--	--	--	--	U
1,1-Dichloroethene	ug/L	1.0 U	--	--	1.0 U	1.0 U	U
cis-1,2-Dichloroethene	ug/L	7.1	--	--	1.0 U	0.84 J	28
trans-1,2-Dichloroethene	ug/L	0.21 J	--	--	1.0 U	1.0 U	18
1,2-Dichloropropane	ug/L	1.0 U	--	--	1.0 U	1.0 U	--
cis-1,3-Dichloropropene	ug/L	1.0 U	--	--	1.0 U	1.0 U	--
trans-1,3-Dichloropropene	ug/L	1.0 U	--	--	1.0 U	1.0 U	--
Ethylbenzene	ug/L	1.0 U	--	--	1.0 U	1.0 U	U
2-Hexanone	ug/L	10 U	--	--	10 U	10 U	U
Isopropyl benzene	ug/L	1.0 U	--	--	1.0 U	1.0 U	--
Methyl acetate	ug/L	10 U	--	--	10 U	10 U	--
Methyl cyclohexane	ug/L	1.0 U	--	--	1.0 U	1.0 U	--
Methyl tert butyl ether (MTBE)	ug/L	5.0 U	--	--	5.0 U	1.0 U	--
4-Methyl-2-pentanone (Methyl isobutyl ketone) (MIBK)	ug/L	10 U	--	--	10 U	10 U	--
Methylene chloride	ug/L	1.0 U	--	--	1.0 U	1.0 U	U
Styrene	ug/L	1.0 U	--	--	1.0 U	1.0 U	--
VOCs (Continued)							

APPENDIX G.3

GROUNDWATER QUALITY DATA
RFI REPORT
FORMER MANUAL TRANSMISSIONS OF MUNCIE FACILITY
MUNCIE, INDIANA

AOI		*AOI 16*	*AOI 16*	*AOI 16*	*AOI 16*	*AOI 16*	*AOI 16*
Sample Location		*MW-31*	*MW-31*	*MW-31*	*MW-31*	*MW-31*	*MW-32*
Sample Identification		*GW-017324-010609-JP-002*	*GW-17324-030210-GL-006*	*GW-17324-030210-GL-007*	*GW-17324-120811-EM-030*	*GW-017324-050714-SM-042*	*MW-32S*
Sample Date		*1/6/2009*	*3/2/2010*	*3/2/2010*	*12/8/2011*	*5/7/2014*	*4/1/1999*
Sample Depth		-	-	-	-	-	-
Sample Depth							
	Units						
1,1,2,2-Tetrachloroethane	ug/L	1.0 U	--	--	1.0 U	1.0 U	--
Tetrachloroethene	ug/L	1.0 U	--	--	1.0 U	1.0 U	U
Toluene	ug/L	1.0 U	--	--	1.0 U	1.0 U	U
1,2,4-Trichlorobenzene	ug/L	1.0 U	--	--	1.0 U	1.0 U	--
1,1,1-Trichloroethane	ug/L	1.0 U	--	--	1.0 U	1.0 U	U
1,1,2-Trichloroethane	ug/L	1.0 U	--	--	1.0 U	1.0 U	--
Trichloroethene	ug/L	1.0 U	--	--	0.36 J	1.0 U	**1400**[abc]
Trichlorofluoromethane (CFC-11)	ug/L	1.0 U	--	--	1.0 U	1.0 U	--
Trifluorotrichloroethane (Freon 113)	ug/L	1.0 U	--	--	1.0 U	1.0 U	--
Vinyl acetate	ug/L	--	--	--	--	--	--
Vinyl chloride	ug/L	**4.9**[ab]	--	--	1.0 U	1.7	U
Xylenes (total)	ug/L	2.0 U	--	--	2.0 U	2.0 U	U
Semi-Volatile Organic Compounds (SVOCs)							
Acenaphthene	ug/L	0.20 U	--	--	--	--	--
Acenaphthylene	ug/L	0.20 U	--	--	--	--	--
Acetonitrile	ug/L	--	--	--	--	--	--
Acetophenone	ug/L	1.0 U	--	--	--	--	--
2-Acetylaminofluorene	ug/L	--	--	--	--	--	--
Acrolein	ug/L	--	--	--	--	--	--
Acrylonitrile	ug/L	--	--	--	--	--	--
Allyl chloride	ug/L	--	--	--	--	--	--
4-Aminobiphenyl	ug/L	--	--	--	--	--	--
Aniline	ug/L	--	--	--	--	--	--
Anthracene	ug/L	0.20 U	--	--	--	--	--
Aramite	ug/L	--	--	--	--	--	--
Atrazine	ug/L	1.0 U	--	--	--	--	--
Benzaldehyde	ug/L	1.0 U	--	--	--	--	--
Benzidine	ug/L	--	--	--	--	--	--
Benzo(a)anthracene	ug/L	0.20 U	--	--	--	--	--
Benzo(a)pyrene	ug/L	**0.93**[a]	--	--	--	--	--
Benzo(b)fluoranthene	ug/L	**0.84**[a]	--	--	--	--	--
Benzo(g,h,i)perylene	ug/L	0.20 U	--	--	--	--	--
Benzo(k)fluoranthene	ug/L	0.20 U	--	--	--	--	--
Benzoic acid	ug/L	--	--	--	--	--	--
Benzyl alcohol	ug/L	--	--	--	--	--	--
Biphenyl (1,1-Biphenyl)	ug/L	1.0 U	--	--	--	--	--
4-Bromophenyl phenyl ether	ug/L	2.0 U	--	--	--	--	--
Butyl benzylphthalate (BBP)	ug/L	1.0 U	--	--	--	--	--
Caprolactam	ug/L	5.0 U	--	--	--	--	--
Carbazole	ug/L	1.0 U	--	--	--	--	--
4-Chloro-3-methylphenol	ug/L	2.0 U	--	--	--	--	--
4-Chloroaniline	ug/L	2.0 U	--	--	--	--	--
Chlorobenzilate	ug/L	--	--	--	--	--	--
bis(2-Chloroethoxy)methane	ug/L	1.0 U	--	--	--	--	--
bis(2-Chloroethyl)ether	ug/L	1.0 U	--	--	--	--	--

APPENDIX G.3

GROUNDWATER QUALITY DATA
RFI REPORT
FORMER MANUAL TRANSMISSIONS OF MUNCIE FACILITY
MUNCIE, INDIANA

AOI		*AOI 16*	*AOI 16*	*AOI 16*	*AOI 16*	*AOI 16*	*AOI 16*
Sample Location		***MW-31***	***MW-31***	***MW-31***	***MW-31***	***MW-31***	***MW-32***
Sample Identification		***GW-017324-010609-JP-002***	***GW-17324-030210-GL-006***	***GW-17324-030210-GL-007***	***GW-17324-120811-EM-030***	***GW-017324-050714-SM-042***	***MW-32S***
Sample Date		***1/6/2009***	***3/2/2010***	***3/2/2010***	***12/8/2011***	***5/7/2014***	***4/1/1999***
Sample Depth		***-***	***-***	***-***	***-***	***-***	***-***
Sample Depth							
	Units						
2-Chloronaphthalene	ug/L	1.0 U	--	--	--	--	--
2-Chlorophenol	ug/L	1.0 U	--	--	--	--	--
4-Chlorophenyl phenyl ether	ug/L	2.0 U	--	--	--	--	--
Chloroprene	ug/L	--	--	--	--	--	--
Chrysene	ug/L	0.20 U	--	--	--	--	--
Cresol isomers	ug/L	--	--	--	--	--	--
Diallate	ug/L	--	--	--	--	--	--
Dibenz(a,h)anthracene	ug/L	0.20 U	--	--	--	--	--
Dibenzofuran	ug/L	1.0 U	--	--	--	--	--
Dibromochloromethane	ug/L	--	--	--	--	--	U
Dibromomethane	ug/L	--	--	--	--	--	--
trans-1,4-Dichloro-2-butene	ug/L	--	--	--	--	--	--
3,3'-Dichlorobenzidine	ug/L	5.0 U	--	--	--	--	--
2,4-Dichlorophenol	ug/L	2.0 U	--	--	--	--	--
2,6-Dichlorophenol	ug/L	--	--	--	--	--	--
Diethyl phthalate	ug/L	1.0 U	--	--	--	--	--
Dimethoate	ug/L	--	--	--	--	--	--
Dimethyl phthalate	ug/L	1.0 U	--	--	--	--	--
p-Dimethylaminoazobenzene A	ug/L	--	--	--	--	--	--
7,12-Dimethylbenz(a)anthracene	ug/L	--	--	--	--	--	--
3,3-Dimethylbenzidine	ug/L	--	--	--	--	--	--
a,a-Dimethylphenethylamine	ug/L	--	--	--	--	--	--
2,4-Dimethylphenol	ug/L	2.0 U	--	--	--	--	--
Di-n-butylphthalate (DBP)	ug/L	1.0 U	--	--	--	--	--
4,6-Dinitro-2-methylphenol	ug/L	5.0 U	--	--	--	--	--
Dinitrobenzene, NOS	ug/L	--	--	--	--	--	--
2,4-Dinitrophenol	ug/L	5.0 U	--	--	--	--	--
2,4-Dinitrotoluene	ug/L	5.0 U	--	--	--	--	--
2,6-Dinitrotoluene	ug/L	5.0 U	--	--	--	--	--
Di-n-octyl phthalate (DnOP)	ug/L	1.0 U	--	--	--	--	--
1,4-Dioxane	ug/L	--	--	--	--	--	--
Diphenylamine	ug/L	--	--	--	--	--	--
1,2-Diphenylhydrazine	ug/L	--	--	--	--	--	--
Disulfoton	ug/L	--	--	--	--	--	--

APPENDIX G.3

GROUNDWATER QUALITY DATA
RFI REPORT
FORMER MANUAL TRANSMISSIONS OF MUNCIE FACILITY
MUNCIE, INDIANA

AOI		*AOI 16*	*AOI 16*	*AOI 16*	*AOI 16*	*AOI 16*	*AOI 16*
Sample Location		*MW-31*	*MW-31*	*MW-31*	*MW-31*	*MW-31*	*MW-32*
Sample Identification		*GW-017324-010609-JP-002*	*GW-17324-030210-GL-006*	*GW-17324-030210-GL-007*	*GW-17324-120811-EM-030*	*GW-017324-050714-SM-042*	*MW-32S*
Sample Date		*1/6/2009*	*3/2/2010*	*3/2/2010*	*12/8/2011*	*5/7/2014*	*4/1/1999*
Sample Depth		*-*	*-*	*-*	*-*	*-*	*-*
Sample Depth							
	Units						
SVOCs (Continued)							
Ethyl methacrylate	ug/L	--	--	--	--	--	--
Ethyl methanesulfonate	ug/L	--	--	--	--	--	--
bis(2-Ethylhexyl)phthalate (DEHP)	ug/L	2.0 U	--	--	--	--	--
Famphur	ug/L	--	--	--	--	--	--
Fluoranthene	ug/L	1.0	--	--	--	--	--
Fluorene	ug/L	0.20 U	--	--	--	--	--
Hexachlorobenzene	ug/L	0.20 U	--	--	--	--	--
Hexachlorobutadiene	ug/L	1.0 U	--	--	--	--	--
Hexachlorocyclopentadiene	ug/L	10 U	--	--	--	--	--
Hexachloroethane	ug/L	1.0 U	--	--	--	--	--
Hexachlorophene A	ug/L	--	--	--	--	--	--
Hexachloropropene	ug/L	--	--	--	--	--	--
Indeno(1,2,3-cd)pyrene	ug/L	0.20 U	--	--	--	--	--
Iodomethane	ug/L	--	--	--	--	--	--
Isodrin	ug/L	--	--	--	--	--	--
Isophorone	ug/L	1.0 U	--	--	--	--	--
Isosafrole	ug/L	--	--	--	--	--	--
Kepone	ug/L	--	--	--	--	--	--
Methapyrilene	ug/L	--	--	--	--	--	--
Methyl acrylonitrile	ug/L	--	--	--	--	--	--
Methyl methacrylate	ug/L	--	--	--	--	--	--
Methyl methanesulfonate	ug/L	--	--	--	--	--	--
Methyl parathion	ug/L	--	--	--	--	--	--
3-Methylcholanthrene	ug/L	--	--	--	--	--	--
2-Methylnaphthalene	ug/L	0.20 U	--	--	--	--	--
2-Methylphenol	ug/L	1.0 U	--	--	--	--	--
3&4-Methylphenol	ug/L	--	--	--	--	--	--
4-Methylphenol	ug/L	1.0 U	--	--	--	--	--
Naphthalene	ug/L	0.20 U	--	--	--	--	--
1,4-Naphthoquinone	ug/L	--	--	--	--	--	--
1-Naphthylamine	ug/L	--	--	--	--	--	--
2-Naphthylamine	ug/L	--	--	--	--	--	--
2-Nitroaniline	ug/L	2.0 U	--	--	--	--	--
3-Nitroaniline	ug/L	2.0 U	--	--	--	--	--
4-Nitroaniline	ug/L	2.0 U	--	--	--	--	--
Nitrobenzene	ug/L	1.0 U	--	--	--	--	--
2-Nitrophenol	ug/L	2.0 U	--	--	--	--	--
4-Nitrophenol	ug/L	5.0 U	--	--	--	--	--
4-Nitroquinoline-N-oxide	ug/L	--	--	--	--	--	--
N-Nitrosodi-n-butylamine	ug/L	--	--	--	--	--	--
N-Nitrosodi-n-propylamine	ug/L	1.0 U	--	--	--	--	--
N-Nitrosodiphenylamine	ug/L	1.0 U	--	--	--	--	--
N-Nitrosodiethylamine	ug/L	--	--	--	--	--	--
N-Nitrosodimethylamine	ug/L	--	--	--	--	--	--
N-Nitrosomethylethylamine	ug/L	--	--	--	--	--	--

APPENDIX G.3

GROUNDWATER QUALITY DATA
RFI REPORT
FORMER MANUAL TRANSMISSIONS OF MUNCIE FACILITY
MUNCIE, INDIANA

AOI		*AOI 16*	*AOI 16*	*AOI 16*	*AOI 16*	*AOI 16*	*AOI 16*
Sample Location		*MW-31*	*MW-31*	*MW-31*	*MW-31*	*MW-31*	*MW-32*
Sample Identification		*GW-017324-010609-JP-002*	*GW-17324-030210-GL-006*	*GW-17324-030210-GL-007*	*GW-17324-120811-EM-030*	*GW-017324-050714-SM-042*	*MW-32S*
Sample Date		*1/6/2009*	*3/2/2010*	*3/2/2010*	*12/8/2011*	*5/7/2014*	*4/1/1999*
Sample Depth		*-*	*-*	*-*	*-*	*-*	*-*
Sample Depth							
	Units						
SVOCs (Continued)							
N-Nitrosomorpholine	ug/L	--	--	--	--	--	--
N-Nitrosopiperidine	ug/L	--	--	--	--	--	--
N-Nitrosopyrrolidine	ug/L	--	--	--	--	--	--
2,2'-Oxybis(1-chloropropane) (bis(2-Chloroisopropyl) ether)	ug/L	1.0 U	--	--	--	--	--
Pentachlorobenzene	ug/L	--	--	--	--	--	--
Pentachloroethane	ug/L	--	--	--	--	--	--
Pentachloronitrobenzene	ug/L	--	--	--	--	--	--
Pentachlorophenol	ug/L	5.0 U	--	--	--	--	--
Phenacetin	ug/L	--	--	--	--	--	--
Phenanthrene	ug/L	0.20 U	--	--	--	--	--
Phenol	ug/L	1.0 U	--	--	--	--	--
p-Phenylenediamine	ug/L	--	--	--	--	--	--
Phorate	ug/L	--	--	--	--	--	--
2-Picoline	ug/L	--	--	--	--	--	--
Pronamide	ug/L	--	--	--	--	--	--
Propionitrile (ethyl cyanide)	ug/L	--	--	--	--	--	--
Pyrene	ug/L	0.20 U	--	--	--	--	--
Pyridine	ug/L	--	--	--	--	--	--
Safrole	ug/L	--	--	--	--	--	--
1,2,4,5-Tetrachlorobenzene	ug/L	--	--	--	--	--	--
1,1,1,2-Tetrachloroethane	ug/L	--	--	--	--	--	--
2,3,4,6-Tetrachlorophenol	ug/L	--	--	--	--	--	--
Thionazin (O,O-diethyl-O-2-pyrazinyl phosphorothioate)	ug/L	--	--	--	--	--	--
o-Toluidine A	ug/L	--	--	--	--	--	--
5-Nitro-2-toluidine	ug/L	--	--	--	--	--	--
2,4,5-Trichlorophenol	ug/L	5.0 U	--	--	--	--	--
2,4,6-Trichlorophenol	ug/L	5.0 U	--	--	--	--	--
1,2,3-Trichloropropane	ug/L	--	--	--	--	--	--
0,0,0-Triethylphosphorothioate	ug/L	--	--	--	--	--	--
1,3,5-Trinitrobenzene	ug/L	--	--	--	--	--	--
PCBs							
Aroclor-1016 (PCB-1016)	ug/L	--	0.50 U	0.50 U	100 U	0.48 U	--
Aroclor-1221 (PCB-1221)	ug/L	--	0.50 U	0.50 U	100 U	0.48 U	--
Aroclor-1232 (PCB-1232)	ug/L	--	0.50 U	0.50 U	100 U	0.48 U	--
Aroclor-1242 (PCB-1242)	ug/L	--	0.50 U	0.50 U	100 U	0.48 U	--
Aroclor-1248 (PCB-1248)	ug/L	--	0.50 U	0.50 U	100 U	0.48 U	--
Aroclor-1254 (PCB-1254)	ug/L	--	0.50 U	0.50 U	100 U	0.48 U	--
Aroclor-1260 (PCB-1260)	ug/L	--	0.50 U	0.50 U	100 U	0.48 U	--
Total PCBs	ug/L	--	ND	ND	ND	ND	--
Total Petroleum Hydrocarbons (TPH)							
Total Petroleum Hydrocarbons - Purgeable (GRO)	ug/L	--	--	--	--	--	--

APPENDIX G.3

GROUNDWATER QUALITY DATA
RFI REPORT
FORMER MANUAL TRANSMISSIONS OF MUNCIE FACILITY
MUNCIE, INDIANA

AOI		*AOI 16*	*AOI 16*	*AOI 16*	*AOI 16*	*AOI 16*	*AOI 16*
Sample Location		*MW-31*	*MW-31*	*MW-31*	*MW-31*	*MW-31*	*MW-32*
Sample Identification		*GW-017324-010609-JP-002*	*GW-17324-030210-GL-006*	*GW-17324-030210-GL-007*	*GW-17324-120811-EM-030*	*GW-017324-050714-SM-042*	*MW-32S*
Sample Date		*1/6/2009*	*3/2/2010*	*3/2/2010*	*12/8/2011*	*5/7/2014*	*4/1/1999*
Sample Depth		*-*	*-*	*-*	*-*	*-*	*-*
Sample Depth							
	Units						
Metals							
Aluminum	ug/L	--	--	--	--	--	--
Antimony	ug/L	--	--	--	--	--	--
Arsenic	ug/L	10.0 U	--	--	--	--	--
Arsenic (dissolved)	ug/L	10.0 U	--	--	--	--	--
Barium	ug/L	62.4 J	--	--	--	--	--
Barium (dissolved)	ug/L	63.1 J	--	--	--	--	--
Beryllium	ug/L	--	--	--	--	--	--
Cadmium	ug/L	5.0 U	--	--	--	--	--
Cadmium (dissolved)	ug/L	5.0 U	--	--	--	--	--
Calcium	ug/L	--	--	--	--	--	--
Calcium (dissolved)	ug/L	--	--	--	--	--	--
Chromium	ug/L	4.0 J	--	--	--	--	--
Chromium (dissolved)	ug/L	10.0 U	--	--	--	--	--
Cobalt	ug/L	--	--	--	--	--	--
Copper	ug/L	--	--	--	--	--	--
Copper (dissolved)	ug/L	--	--	--	--	--	--
Iron	ug/L	--	--	--	--	--	--
Iron (dissolved)	ug/L	--	--	--	--	--	--
Lead	ug/L	**27.7**[a]	15.0 U	15.0 U	--	--	--
Lead (dissolved)	ug/L	3.0 U	15.0 U	15.0 U	--	--	--
Magnesium	ug/L	--	--	--	--	--	--
Magnesium (dissolved)	ug/L	--	--	--	--	--	--
Manganese	ug/L	--	--	--	--	--	--
Manganese (dissolved)	ug/L	--	--	--	--	--	--
Mercury	ug/L	0.20 U	--	--	--	--	--
Mercury (dissolved)	ug/L	0.20 U	--	--	--	--	--
Nickel	ug/L	--	--	--	--	--	--
Nickel (dissolved)	ug/L	--	--	--	--	--	--
Potassium	ug/L	--	--	--	--	--	--
Selenium	ug/L	5.0 U	--	--	--	--	--
Selenium (dissolved)	ug/L	5.0 U	--	--	--	--	--
Silver	ug/L	10.0 U	--	--	--	--	--
Silver (dissolved)	ug/L	10.0 U	--	--	--	--	--
Sodium	ug/L	--	--	--	--	--	--
Thallium	ug/L	--	--	--	--	--	--
Vanadium	ug/L	--	--	--	--	--	--
Zinc	ug/L	--	--	--	--	--	--
Zinc (dissolved)	ug/L	--	--	--	--	--	--

APPENDIX G.3

GROUNDWATER QUALITY DATA
RFI REPORT
FORMER MANUAL TRANSMISSIONS OF MUNCIE FACILITY
MUNCIE, INDIANA

AOI		***AOI 16***	***AOI 16***	***AOI 16***	***AOI 16***	***AOI 16***	***AOI 16***
Sample Location		***MW-31***	***MW-31***	***MW-31***	***MW-31***	***MW-31***	***MW-32***
Sample Identification		***GW-017324-010609-JP-002***	***GW-17324-030210-GL-006***	***GW-17324-030210-GL-007***	***GW-17324-120811-EM-030***	***GW-017324-050714-SM-042***	***MW-32S***
Sample Date		***1/6/2009***	***3/2/2010***	***3/2/2010***	***12/8/2011***	***5/7/2014***	***4/1/1999***
Sample Depth		***-***	***-***	***-***	***-***	***-***	***-***
Sample Depth							
	Units						
Gas							
Ethane	ug/L	--	--	--	--	--	--
Ethene	ug/L	--	--	--	--	--	--
Methane	ug/L	--	--	--	--	--	--
General Chemistry							
Alkalinity, bicarbonate	ug/L	--	--	--	--	--	--
Alkalinity, carbonate	ug/L	--	--	--	--	--	--
Bicarbonate (as CaCO3)	ug/L	--	--	--	--	--	--
Chloride	ug/L	--	--	--	--	--	--
Dissolved organic carbon (DOC)	ug/L	--	--	--	--	--	--
Hardness	ug/L	--	--	--	--	--	--
Hardness, carbonate	ug/L	--	--	--	--	--	--
Nitrate (as N)	ug/L	--	--	--	--	--	--
Nitrite (as N)	ug/L	--	--	--	--	--	--
pH	s.u.	--	--	--	--	--	--
Sulfate	ug/L	--	--	--	--	--	--
Sulfide	ug/L	--	--	--	--	--	--
Total dissolved solids (TDS)	ug/L	--	--	--	--	--	--
Total organic carbon (TOC)	ug/L	--	--	--	--	--	--

Notes
ug/L - Micrograms per litre
"-" - No value
U - Not detected at the associated reporting limit
J - Estimated concentration
UJ - Not detected; associated reporting limit is estimated
R - Rejected
s.u. - Standard units
nc - No criteria
ND - Non Detect (calculation)
BOLD[abc] Concentration exceeds associated screening level
IDEM Appendix A: Screening Levels Remedation Closure Guide - March 25, 2014
a - Exceeds IDEM residential tap screening levels
b - Exceeds IDEM residential vapor exposure screening levels
c - Exceeds IDEM commercial/industrial vapor screening levels

APPENDIX G.3

GROUNDWATER QUALITY DATA
RFI REPORT
FORMER MANUAL TRANSMISSIONS OF MUNCIE FACILITY
MUNCIE, INDIANA

AOI		*AOI 16*	*AOI 16*	*AOI 16*	*AOI 16*	*AOI 16*	*AOI 16*	*AOI 16*
Sample Location		*MW-32*	*MW-32*	*MW-32*	*MW-32*	*MW-32*	*MW-32*	*MW-32*
Sample Identification		*MW-32S*	*MW-32S*	*MW-32S*	*GW-17330-102402-JM-01*	*GW-17330-102402-JM-02*	*GW-072104-MR-020*	*GW-017330-042805-TP-021*
Sample Date		*10/1/1999*	*10/1/2000*	*3/27/2001*	*10/24/2002*	*10/24/2002*	*7/21/2004*	*4/28/2005*
Sample Depth		-	-	-	-	-	-	-
Sample Depth								
	Units							
Volatile Organic Compounds (VOCs)								
Acetone	ug/L	U	U	U	52 J	48 J	140 U	200 U
Benzene	ug/L	U	U	U	33 U	33 U	14 U	20 U
Bromodichloromethane	ug/L	U	U	U	33 U	33 U	14 U	20 U
Bromoform	ug/L	--	--	--	33 U	33 U	14 U	20 U
Bromomethane (Methyl bromide)	ug/L	--	--	--	33 U	33 U	14 U	20 U
2-Butanone (Methyl ethyl ketone) (MEK)	ug/L	U	U	U	830 UJ	830 UJ	140 U	200 U
Carbon disulfide	ug/L	--	--	--	170 U	170 U	14 U	20 U
Carbon tetrachloride	ug/L	--	--	--	33 U	33 U	14 U	20 U
Chlorobenzene	ug/L	U	U	U	33 U	33 U	14 U	20 U
Chloroethane	ug/L	U	U	U	33 U	33 U	14 U	20 U
2-Chloroethyl vinyl ether	ug/L	U	U	--	--	--	--	--
Chloroform (Trichloromethane)	ug/L	U	U	U	33 U	33 U	14 U	20 U
Chloromethane (Methyl chloride)	ug/L	U	U	U	33 U	33 U	14 U	20 U
Cyclohexane	ug/L	--	--	--	33 U	33 U	14 U	20 U
1,2-Dibromo-3-chloropropane (DBCP)	ug/L	--	--	--	33 U	33 U	29 U	40 U
Dibromochloromethane	ug/L	--	--	--	33 U	33 U	14 U	20 U
1,2-Dibromoethane (Ethylene dibromide)	ug/L	--	--	--	33 U	33 U	14 U	20 U
1,2-Dichlorobenzene	ug/L	--	--	--	33 U	33 U	14 U	20 U
1,3-Dichlorobenzene	ug/L	--	--	--	33 U	33 U	14 U	20 U
1,4-Dichlorobenzene	ug/L	--	--	--	33 U	33 U	14 U	20 U
Dichlorodifluoromethane (CFC-12)	ug/L	--	--	--	33 U	33 U	14 U	20 U
1,1-Dichloroethane	ug/L	U	U	U	33 U	33 U	14 U	20 U
1,2-Dichloroethane	ug/L	U	U	U	33 U	33 U	14 U	20 U
1,2-Dichloroethene (total)	ug/L	U	U	--	--	--	--	--
1,1-Dichloroethene	ug/L	U	U	U	33 U	33 U	14 U	20 U
cis-1,2-Dichloroethene	ug/L	37	36	45	33	33	21	23
trans-1,2-Dichloroethene	ug/L	23	33	31	29 J	27 J	16	12 J
1,2-Dichloropropane	ug/L	--	--	--	33 U	33 U	14 U	20 U
cis-1,3-Dichloropropene	ug/L	--	--	--	33 U	33 U	14 U	20 U
trans-1,3-Dichloropropene	ug/L	--	--	--	33 U	33 U	14 U	20 U
Ethylbenzene	ug/L	U	U	U	33 U	33 U	14 U	20 U
2-Hexanone	ug/L	U	U	U	1700 U	1700 U	140 U	200 U
Isopropyl benzene	ug/L	--	--	--	170 U	170 U	14 U	20 U
Methyl acetate	ug/L	--	--	--	330 U	330 U	140 U	200 U
Methyl cyclohexane	ug/L	--	--	--	33 U	33 U	14 U	20 U
Methyl tert butyl ether (MTBE)	ug/L	--	--	--	170 U	170 U	71 U	100 U
4-Methyl-2-pentanone (Methyl isobutyl ketone) (MIBK)	ug/L	--	--	--	1700 U	1700 U	140 U	200 U
Methylene chloride	ug/L	**150 J[a]**	U	U	170 UJ	170 UJ	14 U	20 U
Styrene	ug/L	--	--	--	33 U	33 U	14 U	20 U
VOCs (Continued)								

APPENDIX G.3

GROUNDWATER QUALITY DATA
RFI REPORT
FORMER MANUAL TRANSMISSIONS OF MUNCIE FACILITY
MUNCIE, INDIANA

AOI		*AOI 16*	*AOI 16*	*AOI 16*	*AOI 16*	*AOI 16*	*AOI 16*	*AOI 16*
Sample Location		*MW-32*	*MW-32*	*MW-32*	*MW-32*	*MW-32*	*MW-32*	*MW-32*
Sample Identification		*MW-32S*	*MW-32S*	*MW-32S*	*GW-17330-102402-JM-01*	*GW-17330-102402-JM-02*	*GW-072104-MR-020*	*GW-017330-042805-TP-021*
Sample Date		*10/1/1999*	*10/1/2000*	*3/27/2001*	*10/24/2002*	*10/24/2002*	*7/21/2004*	*4/28/2005*
Sample Depth		-	-	-	-	-	-	-
Sample Depth								
	Units							
1,1,2,2-Tetrachloroethane	ug/L	--	--	--	33 U	33 U	14 U	20 U
Tetrachloroethene	ug/L	U	U	**37**[a]	33 U	33 U	14 U	20 U
Toluene	ug/L	U	U	U	33 U	33 U	14 U	20 U
1,2,4-Trichlorobenzene	ug/L	--	--	--	170 U	170 U	14 U	20 U
1,1,1-Trichloroethane	ug/L	U	U	U	33 U	33 U	14 U	20 U
1,1,2-Trichloroethane	ug/L	--	--	--	33 U	33 U	14 U	20 U
Trichloroethene	ug/L	**1600**[abc]	**1800**[abc]	**1300**[abc]	**760**[abc]	**860**[abc]	**550 J**[abc]	**450**[abc]
Trichlorofluoromethane (CFC-11)	ug/L	--	--	--	33 U	33 U	14 U	20 U
Trifluorotrichloroethane (Freon 113)	ug/L	--	--	--	33 U	33 U	14 U	20 U
Vinyl acetate	ug/L	--	--	--	--	--	--	--
Vinyl chloride	ug/L	U	U	U	33 U	33 U	14 U	20 U
Xylenes (total)	ug/L	U	U	U	100 U	100 U	29 U	40 U
Semi-Volatile Organic Compounds (SVOCs)								
Acenaphthene	ug/L	--	--	--	--	--	--	--
Acenaphthylene	ug/L	--	--	--	--	--	--	--
Acetonitrile	ug/L	--	--	--	--	--	--	--
Acetophenone	ug/L	--	--	--	--	--	--	--
2-Acetylaminofluorene	ug/L	--	--	--	--	--	--	--
Acrolein	ug/L	--	--	--	--	--	--	--
Acrylonitrile	ug/L	--	--	--	--	--	--	--
Allyl chloride	ug/L	--	--	--	--	--	--	--
4-Aminobiphenyl	ug/L	--	--	--	--	--	--	--
Aniline	ug/L	--	--	--	--	--	--	--
Anthracene	ug/L	--	--	--	--	--	--	--
Aramite	ug/L	--	--	--	--	--	--	--
Atrazine	ug/L	--	--	--	--	--	--	--
Benzaldehyde	ug/L	--	--	--	--	--	--	--
Benzidine	ug/L	--	--	--	--	--	--	--
Benzo(a)anthracene	ug/L	--	--	--	--	--	--	--
Benzo(a)pyrene	ug/L	--	--	--	--	--	--	--
Benzo(b)fluoranthene	ug/L	--	--	--	--	--	--	--
Benzo(g,h,i)perylene	ug/L	--	--	--	--	--	--	--
Benzo(k)fluoranthene	ug/L	--	--	--	--	--	--	--
Benzoic acid	ug/L	--	--	--	--	--	--	--
Benzyl alcohol	ug/L	--	--	--	--	--	--	--
Biphenyl (1,1-Biphenyl)	ug/L	--	--	--	--	--	--	--
4-Bromophenyl phenyl ether	ug/L	--	--	--	--	--	--	--
Butyl benzylphthalate (BBP)	ug/L	--	--	--	--	--	--	--
Caprolactam	ug/L	--	--	--	--	--	--	--
Carbazole	ug/L	--	--	--	--	--	--	--
4-Chloro-3-methylphenol	ug/L	--	--	--	--	--	--	--
4-Chloroaniline	ug/L	--	--	--	--	--	--	--
Chlorobenzilate	ug/L	--	--	--	--	--	--	--
bis(2-Chloroethoxy)methane	ug/L	--	--	--	--	--	--	--
bis(2-Chloroethyl)ether	ug/L	--	--	--	--	--	--	--

APPENDIX G.3

GROUNDWATER QUALITY DATA
RFI REPORT
FORMER MANUAL TRANSMISSIONS OF MUNCIE FACILITY
MUNCIE, INDIANA

AOI		*AOI 16*	*AOI 16*	*AOI 16*	*AOI 16*	*AOI 16*	*AOI 16*	*AOI 16*
Sample Location		*MW-32*	*MW-32*	*MW-32*	*MW-32*	*MW-32*	*MW-32*	*MW-32*
Sample Identification		*MW-32S*	*MW-32S*	*MW-32S*	*GW-17330-102402-JM-01*	*GW-17330-102402-JM-02*	*GW-072104-MR-020*	*GW-017330-042805-TP-021*
Sample Date		*10/1/1999*	*10/1/2000*	*3/27/2001*	*10/24/2002*	*10/24/2002*	*7/21/2004*	*4/28/2005*
Sample Depth		*-*	*-*	*-*	*-*	*-*	*-*	*-*
Sample Depth								
	Units							
2-Chloronaphthalene	ug/L	--	--	--	--	--	--	--
2-Chlorophenol	ug/L	--	--	--	--	--	--	--
4-Chlorophenyl phenyl ether	ug/L	--	--	--	--	--	--	--
Chloroprene	ug/L	--	--	--	--	--	--	--
Chrysene	ug/L	--	--	--	--	--	--	--
Cresol isomers	ug/L	--	--	--	--	--	--	--
Diallate	ug/L	--	--	--	--	--	--	--
Dibenz(a,h)anthracene	ug/L	--	--	--	--	--	--	--
Dibenzofuran	ug/L	--	--	--	--	--	--	--
Dibromochloromethane	ug/L	U	U	U	--	--	--	--
Dibromomethane	ug/L	--	--	--	--	--	--	--
trans-1,4-Dichloro-2-butene	ug/L	--	--	--	--	--	--	--
3,3'-Dichlorobenzidine	ug/L	--	--	--	--	--	--	--
2,4-Dichlorophenol	ug/L	--	--	--	--	--	--	--
2,6-Dichlorophenol	ug/L	--	--	--	--	--	--	--
Diethyl phthalate	ug/L	--	--	--	--	--	--	--
Dimethoate	ug/L	--	--	--	--	--	--	--
Dimethyl phthalate	ug/L	--	--	--	--	--	--	--
p-Dimethylaminoazobenzene A	ug/L	--	--	--	--	--	--	--
7,12-Dimethylbenz(a)anthracene	ug/L	--	--	--	--	--	--	--
3,3-Dimethylbenzidine	ug/L	--	--	--	--	--	--	--
a,a-Dimethylphenethylamine	ug/L	--	--	--	--	--	--	--
2,4-Dimethylphenol	ug/L	--	--	--	--	--	--	--
Di-n-butylphthalate (DBP)	ug/L	--	--	--	--	--	--	--
4,6-Dinitro-2-methylphenol	ug/L	--	--	--	--	--	--	--
Dinitrobenzene, NOS	ug/L	--	--	--	--	--	--	--
2,4-Dinitrophenol	ug/L	--	--	--	--	--	--	--
2,4-Dinitrotoluene	ug/L	--	--	--	--	--	--	--
2,6-Dinitrotoluene	ug/L	--	--	--	--	--	--	--
Di-n-octyl phthalate (DnOP)	ug/L	--	--	--	--	--	--	--
1,4-Dioxane	ug/L	--	--	--	--	--	--	--
Diphenylamine	ug/L	--	--	--	--	--	--	--
1,2-Diphenylhydrazine	ug/L	--	--	--	--	--	--	--
Disulfoton	ug/L	--	--	--	--	--	--	--

APPENDIX G.3

GROUNDWATER QUALITY DATA
RFI REPORT
FORMER MANUAL TRANSMISSIONS OF MUNCIE FACILITY
MUNCIE, INDIANA

AOI		*AOI 16*	*AOI 16*	*AOI 16*	*AOI 16*	*AOI 16*	*AOI 16*	*AOI 16*
Sample Location		*MW-32*	*MW-32*	*MW-32*	*MW-32*	*MW-32*	*MW-32*	*MW-32*
Sample Identification		*MW-32S*	*MW-32S*	*MW-32S*	*GW-17330-102402-JM-01*	*GW-17330-102402-JM-02*	*GW-072104-MR-020*	*GW-017330-042805-TP-021*
Sample Date		*10/1/1999*	*10/1/2000*	*3/27/2001*	*10/24/2002*	*10/24/2002*	*7/21/2004*	*4/28/2005*
Sample Depth		*-*	*-*	*-*	*-*	*-*	*-*	*-*
Sample Depth								
	Units							
SVOCs (Continued)								
Ethyl methacrylate	ug/L	--	--	--	--	--	--	--
Ethyl methanesulfonate	ug/L	--	--	--	--	--	--	--
bis(2-Ethylhexyl)phthalate (DEHP)	ug/L	--	--	--	--	--	--	--
Famphur	ug/L	--	--	--	--	--	--	--
Fluoranthene	ug/L	--	--	--	--	--	--	--
Fluorene	ug/L	--	--	--	--	--	--	--
Hexachlorobenzene	ug/L	--	--	--	--	--	--	--
Hexachlorobutadiene	ug/L	--	--	--	--	--	--	--
Hexachlorocyclopentadiene	ug/L	--	--	--	--	--	--	--
Hexachloroethane	ug/L	--	--	--	--	--	--	--
Hexachlorophene A	ug/L	--	--	--	--	--	--	--
Hexachloropropene	ug/L	--	--	--	--	--	--	--
Indeno(1,2,3-cd)pyrene	ug/L	--	--	--	--	--	--	--
Iodomethane	ug/L	--	--	--	--	--	--	--
Isodrin	ug/L	--	--	--	--	--	--	--
Isophorone	ug/L	--	--	--	--	--	--	--
Isosafrole	ug/L	--	--	--	--	--	--	--
Kepone	ug/L	--	--	--	--	--	--	--
Methapyrilene	ug/L	--	--	--	--	--	--	--
Methyl acrylonitrile	ug/L	--	--	--	--	--	--	--
Methyl methacrylate	ug/L	--	--	--	--	--	--	--
Methyl methanesulfonate	ug/L	--	--	--	--	--	--	--
Methyl parathion	ug/L	--	--	--	--	--	--	--
3-Methylcholanthrene	ug/L	--	--	--	--	--	--	--
2-Methylnaphthalene	ug/L	--	--	--	--	--	--	--
2-Methylphenol	ug/L	--	--	--	--	--	--	--
3&4-Methylphenol	ug/L	--	--	--	--	--	--	--
4-Methylphenol	ug/L	--	--	--	--	--	--	--
Naphthalene	ug/L	--	--	--	--	--	--	--
1,4-Naphthoquinone	ug/L	--	--	--	--	--	--	--
1-Naphthylamine	ug/L	--	--	--	--	--	--	--
2-Naphthylamine	ug/L	--	--	--	--	--	--	--
2-Nitroaniline	ug/L	--	--	--	--	--	--	--
3-Nitroaniline	ug/L	--	--	--	--	--	--	--
4-Nitroaniline	ug/L	--	--	--	--	--	--	--
Nitrobenzene	ug/L	--	--	--	--	--	--	--
2-Nitrophenol	ug/L	--	--	--	--	--	--	--
4-Nitrophenol	ug/L	--	--	--	--	--	--	--
4-Nitroquinoline-N-oxide	ug/L	--	--	--	--	--	--	--
N-Nitrosodi-n-butylamine	ug/L	--	--	--	--	--	--	--
N-Nitrosodi-n-propylamine	ug/L	--	--	--	--	--	--	--
N-Nitrosodiphenylamine	ug/L	--	--	--	--	--	--	--
N-Nitrosodiethylamine	ug/L	--	--	--	--	--	--	--
N-Nitrosodimethylamine	ug/L	--	--	--	--	--	--	--
N-Nitrosomethylethylamine	ug/L	--	--	--	--	--	--	--

APPENDIX G.3

GROUNDWATER QUALITY DATA
RFI REPORT
FORMER MANUAL TRANSMISSIONS OF MUNCIE FACILITY
MUNCIE, INDIANA

AOI		*AOI 16*	*AOI 16*	*AOI 16*	*AOI 16*	*AOI 16*	*AOI 16*	*AOI 16*
Sample Location		*MW-32*	*MW-32*	*MW-32*	*MW-32*	*MW-32*	*MW-32*	*MW-32*
Sample Identification		*MW-32S*	*MW-32S*	*MW-32S*	*GW-17330-102402-JM-01*	*GW-17330-102402-JM-02*	*GW-072104-MR-020*	*GW-017330-042805-TP-021*
Sample Date		*10/1/1999*	*10/1/2000*	*3/27/2001*	*10/24/2002*	*10/24/2002*	*7/21/2004*	*4/28/2005*
Sample Depth		*-*	*-*	*-*	*-*	*-*	*-*	*-*
Sample Depth								
	Units							
SVOCs (Continued)								
N-Nitrosomorpholine	ug/L	--	--	--	--	--	--	--
N-Nitrosopiperidine	ug/L	--	--	--	--	--	--	--
N-Nitrosopyrrolidine	ug/L	--	--	--	--	--	--	--
2,2'-Oxybis(1-chloropropane) (bis(2-Chloroisopropyl) ether)	ug/L	--	--	--	--	--	--	--
Pentachlorobenzene	ug/L	--	--	--	--	--	--	--
Pentachloroethane	ug/L	--	--	--	--	--	--	--
Pentachloronitrobenzene	ug/L	--	--	--	--	--	--	--
Pentachlorophenol	ug/L	--	--	--	--	--	--	--
Phenacetin	ug/L	--	--	--	--	--	--	--
Phenanthrene	ug/L	--	--	--	--	--	--	--
Phenol	ug/L	--	--	--	--	--	--	--
p-Phenylenediamine	ug/L	--	--	--	--	--	--	--
Phorate	ug/L	--	--	--	--	--	--	--
2-Picoline	ug/L	--	--	--	--	--	--	--
Pronamide	ug/L	--	--	--	--	--	--	--
Propionitrile (ethyl cyanide)	ug/L	--	--	--	--	--	--	--
Pyrene	ug/L	--	--	--	--	--	--	--
Pyridine	ug/L	--	--	--	--	--	--	--
Safrole	ug/L	--	--	--	--	--	--	--
1,2,4,5-Tetrachlorobenzene	ug/L	--	--	--	--	--	--	--
1,1,1,2-Tetrachloroethane	ug/L	--	--	--	--	--	--	--
2,3,4,6-Tetrachlorophenol	ug/L	--	--	--	--	--	--	--
Thionazin (O,O-diethyl-O-2-pyrazinyl phosphorothioate)	ug/L	--	--	--	--	--	--	--
o-Toluidine A	ug/L	--	--	--	--	--	--	--
5-Nitro-2-toluidine	ug/L	--	--	--	--	--	--	--
2,4,5-Trichlorophenol	ug/L	--	--	--	--	--	--	--
2,4,6-Trichlorophenol	ug/L	--	--	--	--	--	--	--
1,2,3-Trichloropropane	ug/L	--	--	--	--	--	--	--
0,0,0-Triethylphosphorothioate	ug/L	--	--	--	--	--	--	--
1,3,5-Trinitrobenzene	ug/L	--	--	--	--	--	--	--
PCBs								
Aroclor-1016 (PCB-1016)	ug/L	--	--	--	--	--	--	--
Aroclor-1221 (PCB-1221)	ug/L	--	--	--	--	--	--	--
Aroclor-1232 (PCB-1232)	ug/L	--	--	--	--	--	--	--
Aroclor-1242 (PCB-1242)	ug/L	--	--	--	--	--	--	--
Aroclor-1248 (PCB-1248)	ug/L	--	--	--	--	--	--	--
Aroclor-1254 (PCB-1254)	ug/L	--	--	--	--	--	--	--
Aroclor-1260 (PCB-1260)	ug/L	--	--	--	--	--	--	--
Total PCBs	ug/L	--	--	--	--	--	--	--
Total Petroleum Hydrocarbons (TPH)								
Total Petroleum Hydrocarbons - Purgeable (GRO)	ug/L	--	--	--	--	--	--	--

APPENDIX G.3

GROUNDWATER QUALITY DATA
RFI REPORT
FORMER MANUAL TRANSMISSIONS OF MUNCIE FACILITY
MUNCIE, INDIANA

AOI		*AOI 16*	*AOI 16*	*AOI 16*	*AOI 16*	*AOI 16*	*AOI 16*	*AOI 16*
Sample Location		*MW-32*	*MW-32*	*MW-32*	*MW-32*	*MW-32*	*MW-32*	*MW-32*
Sample Identification		*MW-32S*	*MW-32S*	*MW-32S*	*GW-17330-102402-JM-01*	*GW-17330-102402-JM-02*	*GW-072104-MR-020*	*GW-017330-042805-TP-021*
Sample Date		*10/1/1999*	*10/1/2000*	*3/27/2001*	*10/24/2002*	*10/24/2002*	*7/21/2004*	*4/28/2005*
Sample Depth		*-*	*-*	*-*	*-*	*-*	*-*	*-*
Sample Depth								
	Units							
Metals								
Aluminum	ug/L	--	--	--	--	--	--	--
Antimony	ug/L	--	--	--	--	--	--	--
Arsenic	ug/L	--	--	--	--	--	--	--
Arsenic (dissolved)	ug/L	--	--	--	--	--	--	--
Barium	ug/L	--	--	--	--	--	--	--
Barium (dissolved)	ug/L	--	--	--	--	--	--	--
Beryllium	ug/L	--	--	--	--	--	--	--
Cadmium	ug/L	--	--	--	--	--	--	--
Cadmium (dissolved)	ug/L	--	--	--	--	--	--	--
Calcium	ug/L	--	--	--	--	--	--	--
Calcium (dissolved)	ug/L	--	--	--	--	--	132000	127000
Chromium	ug/L	--	--	--	--	--	--	--
Chromium (dissolved)	ug/L	--	--	--	--	--	--	--
Cobalt	ug/L	--	--	--	--	--	--	--
Copper	ug/L	--	--	--	--	--	--	--
Copper (dissolved)	ug/L	--	--	--	--	--	--	--
Iron	ug/L	--	--	--	--	--	--	--
Iron (dissolved)	ug/L	--	--	--	--	--	--	--
Lead	ug/L	--	--	--	--	--	--	--
Lead (dissolved)	ug/L	--	--	--	--	--	--	--
Magnesium	ug/L	--	--	--	--	--	--	--
Magnesium (dissolved)	ug/L	--	--	--	--	--	41100	39400
Manganese	ug/L	--	--	--	--	--	--	--
Manganese (dissolved)	ug/L	--	--	--	--	--	73	56
Mercury	ug/L	--	--	--	--	--	--	--
Mercury (dissolved)	ug/L	--	--	--	--	--	--	--
Nickel	ug/L	--	--	--	--	--	--	--
Nickel (dissolved)	ug/L	--	--	--	--	--	--	--
Potassium	ug/L	--	--	--	--	--	--	--
Selenium	ug/L	--	--	--	--	--	--	--
Selenium (dissolved)	ug/L	--	--	--	--	--	--	--
Silver	ug/L	--	--	--	--	--	--	--
Silver (dissolved)	ug/L	--	--	--	--	--	--	--
Sodium	ug/L	--	--	--	--	--	--	--
Thallium	ug/L	--	--	--	--	--	--	--
Vanadium	ug/L	--	--	--	--	--	--	--
Zinc	ug/L	--	--	--	--	--	--	--
Zinc (dissolved)	ug/L	--	--	--	--	--	--	--

APPENDIX G.3

GROUNDWATER QUALITY DATA
RFI REPORT
FORMER MANUAL TRANSMISSIONS OF MUNCIE FACILITY
MUNCIE, INDIANA

AOI		***AOI 16***	***AOI 16***	***AOI 16***	***AOI 16***	***AOI 16***	***AOI 16***	***AOI 16***
Sample Location		***MW-32***	***MW-32***	***MW-32***	***MW-32***	***MW-32***	***MW-32***	***MW-32***
Sample Identification		***MW-32S***	***MW-32S***	***MW-32S***	***GW-17330-102402-JM-01***	***GW-17330-102402-JM-02***	***GW-072104-MR-020***	***GW-017330-042805-TP-021***
Sample Date		***10/1/1999***	***10/1/2000***	***3/27/2001***	***10/24/2002***	***10/24/2002***	***7/21/2004***	***4/28/2005***
Sample Depth		***-***	***-***	***-***	***-***	***-***	***-***	***-***
Sample Depth								
	Units							
Gas								
Ethane	ug/L	--	--	--	--	--	0.50 U	0.59 U
Ethene	ug/L	--	--	--	--	--	0.50 U	0.50 U
Methane	ug/L	--	--	--	--	--	0.22 J	2.6 U
General Chemistry								
Alkalinity, bicarbonate	ug/L	--	--	--	--	--	390000	380000
Alkalinity, carbonate	ug/L	--	--	--	--	--	5000 U	5000 U
Bicarbonate (as CaCO3)	ug/L	--	--	--	--	--	--	--
Chloride	ug/L	--	--	--	--	--	127000	139000
Dissolved organic carbon (DOC)	ug/L	--	--	--	--	--	1000	2000
Hardness	ug/L	--	--	--	--	--	498000	479000
Hardness, carbonate	ug/L	--	--	--	--	--	--	--
Nitrate (as N)	ug/L	--	--	--	--	--	58 J	180
Nitrite (as N)	ug/L	--	--	--	--	--	170	100 U
pH	s.u.	--	--	--	--	--	--	--
Sulfate	ug/L	--	--	--	--	--	107000	107000
Sulfide	ug/L	--	--	--	--	--	--	--
Total dissolved solids (TDS)	ug/L	--	--	--	--	--	--	--
Total organic carbon (TOC)	ug/L	--	--	--	--	--	--	--

Notes
ug/L - Micrograms per litre
"-" - No value
U - Not detected at the associated reporting limit
J - Estimated concentration
UJ - Not detected; associated reporting limit is estimated
R - Rejected
s.u. - Standard units
nc - No criteria
ND - Non Detect (calculation)
BOLD[abc] Concentration exceeds associated screening level
IDEM Appendix A: Screening Levels Remedation Closure Guide - March 25, 2014
a - Exceeds IDEM residential tap screening levels
b - Exceeds IDEM residential vapor exposure screening levels
c - Exceeds IDEM commercial/industrial vapor screening levels

APPENDIX G.3

GROUNDWATER QUALITY DATA
RFI REPORT
FORMER MANUAL TRANSMISSIONS OF MUNCIE FACILITY
MUNCIE, INDIANA

AOI		*AOI 16*	*AOI 16*	*AOI 16*	*AOI 16*	*AOI 16*	*AOI 16*
Sample Location		*MW-32*	*MW-32*	*MW-32*	*MW-32*	*MW-33*	*MW-33*
Sample Identification		*GW-017330-101905-TP-013*	*GW-017330-051006-PK-020*	*GW-017324-111408-NH-020*	*GW-017324-050614-SM-036*	*MW-33*	*MW-33*
Sample Date		*10/19/2005*	*5/10/2006*	*11/14/2008*	*5/6/2014*	*10/1/1998*	*4/1/1999*
Sample Depth		-	-	-	-	-	-
Sample Depth							
	Units						
Volatile Organic Compounds (VOCs)							
Acetone	ug/L	100 UJ	83 U	250 U	23 J	U	U
Benzene	ug/L	10 U	8.3 U	25 U	20 U	U	U
Bromodichloromethane	ug/L	10 U	8.3 U	25 U	20 U	U	U
Bromoform	ug/L	10 UJ	8.3 U	25 U	20 U	--	--
Bromomethane (Methyl bromide)	ug/L	10 UJ	8.3 U	25 U	20 U	--	--
2-Butanone (Methyl ethyl ketone) (MEK)	ug/L	100 U	83 U	250 U	200 U	U	U
Carbon disulfide	ug/L	10 U	8.3 U	25 U	20 U	--	--
Carbon tetrachloride	ug/L	10 U	8.3 U	25 U	20 U	--	--
Chlorobenzene	ug/L	10 U	8.3 U	25 U	20 U	U	U
Chloroethane	ug/L	10 U	8.3 U	25 U	20 U	U	U
2-Chloroethyl vinyl ether	ug/L	--	--	--	--	U	U
Chloroform (Trichloromethane)	ug/L	10 U	8.3 U	25 U	20 U	U	U
Chloromethane (Methyl chloride)	ug/L	10 U	8.3 U	25 U	20 U	U	U
Cyclohexane	ug/L	10 U	--	25 U	20 U	--	--
1,2-Dibromo-3-chloropropane (DBCP)	ug/L	20 UJ	--	50 U	40 U	--	--
Dibromochloromethane	ug/L	10 UJ	8.3 U	25 U	20 U	--	--
1,2-Dibromoethane (Ethylene dibromide)	ug/L	10 UJ	--	25 U	20 U	--	--
1,2-Dichlorobenzene	ug/L	10 U	--	25 U	20 U	--	--
1,3-Dichlorobenzene	ug/L	10 U	--	25 U	20 U	--	--
1,4-Dichlorobenzene	ug/L	10 U	--	25 U	20 U	--	--
Dichlorodifluoromethane (CFC-12)	ug/L	10 U	--	25 U	20 U	--	--
1,1-Dichloroethane	ug/L	2.2 J	8.3 U	25 U	20 U	U	U
1,2-Dichloroethane	ug/L	10 U	8.3 U	25 U	20 U	U	U
1,2-Dichloroethene (total)	ug/L	--	--	--	--	U	U
1,1-Dichloroethene	ug/L	10 U	8.3 U	25 U	20 U	U	U
cis-1,2-Dichloroethene	ug/L	26	19	36	35	12	14
trans-1,2-Dichloroethene	ug/L	12	8.4	25 U	17 J	15	26
1,2-Dichloropropane	ug/L	10 U	8.3 U	25 U	20 U	--	--
cis-1,3-Dichloropropene	ug/L	10 UJ	8.3 U	25 U	20 U	--	--
trans-1,3-Dichloropropene	ug/L	10 UJ	8.3 U	25 U	20 U	--	--
Ethylbenzene	ug/L	10 U	8.3 U	25 U	20 U	U	U
2-Hexanone	ug/L	100 U	83 U	250 U	200 U	U	U
Isopropyl benzene	ug/L	10 U	--	25 U	20 U	--	--
Methyl acetate	ug/L	100 U	--	250 U	200 U	--	--
Methyl cyclohexane	ug/L	10 U	--	25 U	20 U	--	--
Methyl tert butyl ether (MTBE)	ug/L	50 U	--	120 U	20 U	--	--
4-Methyl-2-pentanone (Methyl isobutyl ketone) (MIBK)	ug/L	100 U	83 U	250 U	200 U	--	--
Methylene chloride	ug/L	10 UJ	8.3 U	25 U	20 U	**64 J[a]**	U
Styrene	ug/L	10 U	8.3 U	25 U	20 U	--	--
VOCs (Continued)							

APPENDIX G.3

GROUNDWATER QUALITY DATA
RFI REPORT
FORMER MANUAL TRANSMISSIONS OF MUNCIE FACILITY
MUNCIE, INDIANA

AOI		*AOI 16*	*AOI 16*	*AOI 16*	*AOI 16*	*AOI 16*	*AOI 16*
Sample Location		*MW-32*	*MW-32*	*MW-32*	*MW-32*	*MW-33*	*MW-33*
Sample Identification		*GW-017330-101905-TP-013*	*GW-017330-051006-PK-020*	*GW-017324-111408-NH-020*	*GW-017324-050614-SM-036*	*MW-33*	*MW-33*
Sample Date		*10/19/2005*	*5/10/2006*	*11/14/2008*	*5/6/2014*	*10/1/1998*	*4/1/1999*
Sample Depth		-	-	-	-	-	-
Sample Depth							
	Units						
1,1,2,2-Tetrachloroethane	ug/L	10 U	8.3 U	25 U	20 U	--	--
Tetrachloroethene	ug/L	10 U	8.3 U	25 U	20 U	U	U
Toluene	ug/L	10 U	8.3 U	25 U	20 U	U	U
1,2,4-Trichlorobenzene	ug/L	10 U	--	25 U	20 U	--	--
1,1,1-Trichloroethane	ug/L	10 U	8.3 U	25 U	20 U	U	U
1,1,2-Trichloroethane	ug/L	10 U	8.3 U	25 U	20 U	--	--
Trichloroethene	ug/L	**520**[abc]	**610**[abc]	**840**[abc]	**610**[abc]	**870**[abc]	**930**[abc]
Trichlorofluoromethane (CFC-11)	ug/L	10 U	--	25 U	20 U	--	--
Trifluorotrichloroethane (Freon 113)	ug/L	10 U	--	25 U	20 U	--	--
Vinyl acetate	ug/L	--	--	--	--	--	--
Vinyl chloride	ug/L	10 U	8.3 U	25 U	20 U	U	U
Xylenes (total)	ug/L	20 U	17 U	50 U	40 U	U	U
Semi-Volatile Organic Compounds (SVOCs)							
Acenaphthene	ug/L	--	0.2 U	0.20 U	--	--	--
Acenaphthylene	ug/L	--	0.2 U	0.20 U	--	--	--
Acetonitrile	ug/L	--	--	--	--	--	--
Acetophenone	ug/L	--	1 U	1.0 U	--	--	--
2-Acetylaminofluorene	ug/L	--	--	--	--	--	--
Acrolein	ug/L	--	--	--	--	--	--
Acrylonitrile	ug/L	--	--	--	--	--	--
Allyl chloride	ug/L	--	--	--	--	--	--
4-Aminobiphenyl	ug/L	--	--	--	--	--	--
Aniline	ug/L	--	--	--	--	--	--
Anthracene	ug/L	--	0.2 U	0.20 U	--	--	--
Aramite	ug/L	--	--	--	--	--	--
Atrazine	ug/L	--	1 U	1.0 U	--	--	--
Benzaldehyde	ug/L	--	1 U	1.0 U	--	--	--
Benzidine	ug/L	--	--	--	--	--	--
Benzo(a)anthracene	ug/L	--	0.2 U	0.20 U	--	--	--
Benzo(a)pyrene	ug/L	--	0.2 U	0.20 U	--	--	--
Benzo(b)fluoranthene	ug/L	--	0.2 U	0.20 U	--	--	--
Benzo(g,h,i)perylene	ug/L	--	0.2 U	0.20 U	--	--	--
Benzo(k)fluoranthene	ug/L	--	0.2 U	0.20 U	--	--	--
Benzoic acid	ug/L	--	--	--	--	--	--
Benzyl alcohol	ug/L	--	--	--	--	--	--
Biphenyl (1,1-Biphenyl)	ug/L	--	1 U	1.0 U	--	--	--
4-Bromophenyl phenyl ether	ug/L	--	2 U	2.0 U	--	--	--
Butyl benzylphthalate (BBP)	ug/L	--	1 U	1.0 U	--	--	--
Caprolactam	ug/L	--	5 U	5.0 U	--	--	--
Carbazole	ug/L	--	1 U	1.0 U	--	--	--
4-Chloro-3-methylphenol	ug/L	--	2 U	2.0 U	--	--	--
4-Chloroaniline	ug/L	--	2 U	2.0 U	--	--	--
Chlorobenzilate	ug/L	--	--	--	--	--	--
bis(2-Chloroethoxy)methane	ug/L	--	1 U	1.0 U	--	--	--
bis(2-Chloroethyl)ether	ug/L	--	1 U	1.0 U	--	--	--

APPENDIX G.3

GROUNDWATER QUALITY DATA
RFI REPORT
FORMER MANUAL TRANSMISSIONS OF MUNCIE FACILITY
MUNCIE, INDIANA

AOI		*AOI 16*	*AOI 16*	*AOI 16*	*AOI 16*	*AOI 16*	*AOI 16*
Sample Location		*MW-32*	*MW-32*	*MW-32*	*MW-32*	*MW-33*	*MW-33*
Sample Identification		*GW-017330-101905-TP-013*	*GW-017330-051006-PK-020*	*GW-017324-111408-NH-020*	*GW-017324-050614-SM-036*	*MW-33*	*MW-33*
Sample Date		*10/19/2005*	*5/10/2006*	*11/14/2008*	*5/6/2014*	*10/1/1998*	*4/1/1999*
Sample Depth		*-*	*-*	*-*	*-*	*-*	*-*
Sample Depth							
	Units						
2-Chloronaphthalene	ug/L	--	1 U	1.0 U	--	--	--
2-Chlorophenol	ug/L	--	1 U	1.0 U	--	--	--
4-Chlorophenyl phenyl ether	ug/L	--	2 U	2.0 U	--	--	--
Chloroprene	ug/L	--	--	--	--	--	--
Chrysene	ug/L	--	0.2 U	0.20 U	--	--	--
Cresol isomers	ug/L	--	--	--	--	--	--
Diallate	ug/L	--	--	--	--	--	--
Dibenz(a,h)anthracene	ug/L	--	0.2 U	0.20 U	--	--	--
Dibenzofuran	ug/L	--	1 U	1.0 U	--	--	--
Dibromochloromethane	ug/L	--	--	--	--	U	U
Dibromomethane	ug/L	--	--	--	--	--	--
trans-1,4-Dichloro-2-butene	ug/L	--	--	--	--	--	--
3,3'-Dichlorobenzidine	ug/L	--	5 U	5.0 U	--	--	--
2,4-Dichlorophenol	ug/L	--	2 U	2.0 U	--	--	--
2,6-Dichlorophenol	ug/L	--	--	--	--	--	--
Diethyl phthalate	ug/L	--	1 U	1.0 U	--	--	--
Dimethoate	ug/L	--	--	--	--	--	--
Dimethyl phthalate	ug/L	--	1 U	1.0 U	--	--	--
p-Dimethylaminoazobenzene A	ug/L	--	--	--	--	--	--
7,12-Dimethylbenz(a)anthracene	ug/L	--	--	--	--	--	--
3,3-Dimethylbenzidine	ug/L	--	--	--	--	--	--
a,a-Dimethylphenethylamine	ug/L	--	--	--	--	--	--
2,4-Dimethylphenol	ug/L	--	2 U	2.0 U	--	--	--
Di-n-butylphthalate (DBP)	ug/L	--	1 U	1.0 U	--	--	--
4,6-Dinitro-2-methylphenol	ug/L	--	5 U	5.0 U	--	--	--
Dinitrobenzene, NOS	ug/L	--	--	--	--	--	--
2,4-Dinitrophenol	ug/L	--	5 U	5.0 U	--	--	--
2,4-Dinitrotoluene	ug/L	--	5 U	5.0 U	--	--	--
2,6-Dinitrotoluene	ug/L	--	5 U	5.0 U	--	--	--
Di-n-octyl phthalate (DnOP)	ug/L	--	1 U	1.0 U	--	--	--
1,4-Dioxane	ug/L	--	--	--	--	--	--
Diphenylamine	ug/L	--	--	--	--	--	--
1,2-Diphenylhydrazine	ug/L	--	--	--	--	--	--
Disulfoton	ug/L	--	--	--	--	--	--

APPENDIX G.3

GROUNDWATER QUALITY DATA
RFI REPORT
FORMER MANUAL TRANSMISSIONS OF MUNCIE FACILITY
MUNCIE, INDIANA

AOI		*AOI 16*	*AOI 16*	*AOI 16*	*AOI 16*	*AOI 16*	*AOI 16*
Sample Location		*MW-32*	*MW-32*	*MW-32*	*MW-32*	*MW-33*	*MW-33*
Sample Identification		*GW-017330-101905-TP-013*	*GW-017330-051006-PK-020*	*GW-017324-111408-NH-020*	*GW-017324-050614-SM-036*	*MW-33*	*MW-33*
Sample Date		*10/19/2005*	*5/10/2006*	*11/14/2008*	*5/6/2014*	*10/1/1998*	*4/1/1999*
Sample Depth		*-*	*-*	*-*	*-*	*-*	*-*
Sample Depth							
	Units						
SVOCs (Continued)							
Ethyl methacrylate	ug/L	--	--	--	--	--	--
Ethyl methanesulfonate	ug/L	--	--	--	--	--	--
bis(2-Ethylhexyl)phthalate (DEHP)	ug/L	--	1 U	2.0 U	--	--	--
Famphur	ug/L	--	--	--	--	--	--
Fluoranthene	ug/L	--	0.2 U	0.20 U	--	--	--
Fluorene	ug/L	--	0.2 U	0.20 U	--	--	--
Hexachlorobenzene	ug/L	--	0.2 U	0.20 U	--	--	--
Hexachlorobutadiene	ug/L	--	1 U	1.0 U	--	--	--
Hexachlorocyclopentadiene	ug/L	--	10 U	10 U	--	--	--
Hexachloroethane	ug/L	--	1 U	1.0 U	--	--	--
Hexachlorophene A	ug/L	--	--	--	--	--	--
Hexachloropropene	ug/L	--	--	--	--	--	--
Indeno(1,2,3-cd)pyrene	ug/L	--	0.2 U	0.20 U	--	--	--
Iodomethane	ug/L	--	--	--	--	--	--
Isodrin	ug/L	--	--	--	--	--	--
Isophorone	ug/L	--	1 U	1.0 U	--	--	--
Isosafrole	ug/L	--	--	--	--	--	--
Kepone	ug/L	--	--	--	--	--	--
Methapyrilene	ug/L	--	--	--	--	--	--
Methyl acrylonitrile	ug/L	--	--	--	--	--	--
Methyl methacrylate	ug/L	--	--	--	--	--	--
Methyl methanesulfonate	ug/L	--	--	--	--	--	--
Methyl parathion	ug/L	--	--	--	--	--	--
3-Methylcholanthrene	ug/L	--	--	--	--	--	--
2-Methylnaphthalene	ug/L	--	0.2 U	0.20 U	--	--	--
2-Methylphenol	ug/L	--	1 U	1.0 U	--	--	--
3&4-Methylphenol	ug/L	--	--	--	--	--	--
4-Methylphenol	ug/L	--	1 U	1.0 U	--	--	--
Naphthalene	ug/L	--	0.2 U	0.20 U	--	--	--
1,4-Naphthoquinone	ug/L	--	--	--	--	--	--
1-Naphthylamine	ug/L	--	--	--	--	--	--
2-Naphthylamine	ug/L	--	--	--	--	--	--
2-Nitroaniline	ug/L	--	2 U	2.0 U	--	--	--
3-Nitroaniline	ug/L	--	2 U	2.0 U	--	--	--
4-Nitroaniline	ug/L	--	2 U	2.0 U	--	--	--
Nitrobenzene	ug/L	--	1 U	1.0 U	--	--	--
2-Nitrophenol	ug/L	--	2 U	2.0 U	--	--	--
4-Nitrophenol	ug/L	--	5 U	5.0 U	--	--	--
4-Nitroquinoline-N-oxide	ug/L	--	--	--	--	--	--
N-Nitrosodi-n-butylamine	ug/L	--	--	--	--	--	--
N-Nitrosodi-n-propylamine	ug/L	--	1 U	1.0 U	--	--	--
N-Nitrosodiphenylamine	ug/L	--	1 U	1.0 U	--	--	--
N-Nitrosodiethylamine	ug/L	--	--	--	--	--	--
N-Nitrosodimethylamine	ug/L	--	--	--	--	--	--
N-Nitrosomethylethylamine	ug/L	--	--	--	--	--	--

APPENDIX G.3

GROUNDWATER QUALITY DATA
RFI REPORT
FORMER MANUAL TRANSMISSIONS OF MUNCIE FACILITY
MUNCIE, INDIANA

AOI		*AOI 16*	*AOI 16*	*AOI 16*	*AOI 16*	*AOI 16*	*AOI 16*
Sample Location		*MW-32*	*MW-32*	*MW-32*	*MW-32*	*MW-33*	*MW-33*
Sample Identification		*GW-017330-101905-TP-013*	*GW-017330-051006-PK-020*	*GW-017324-111408-NH-020*	*GW-017324-050614-SM-036*	*MW-33*	*MW-33*
Sample Date		*10/19/2005*	*5/10/2006*	*11/14/2008*	*5/6/2014*	*10/1/1998*	*4/1/1999*
Sample Depth		*-*	*-*	*-*	*-*	*-*	*-*
Sample Depth							
	Units						
SVOCs (Continued)							
N-Nitrosomorpholine	ug/L	--	--	--	--	--	--
N-Nitrosopiperidine	ug/L	--	--	--	--	--	--
N-Nitrosopyrrolidine	ug/L	--	--	--	--	--	--
2,2'-Oxybis(1-chloropropane) (bis(2-Chloroisopropyl) ether)	ug/L	--	1 U	1.0 U	--	--	--
Pentachlorobenzene	ug/L	--	--	--	--	--	--
Pentachloroethane	ug/L	--	--	--	--	--	--
Pentachloronitrobenzene	ug/L	--	--	--	--	--	--
Pentachlorophenol	ug/L	--	5 U	5.0 U	--	--	--
Phenacetin	ug/L	--	--	--	--	--	--
Phenanthrene	ug/L	--	0.2 U	0.20 U	--	--	--
Phenol	ug/L	--	1 U	1.0 U	--	--	--
p-Phenylenediamine	ug/L	--	--	--	--	--	--
Phorate	ug/L	--	--	--	--	--	--
2-Picoline	ug/L	--	--	--	--	--	--
Pronamide	ug/L	--	--	--	--	--	--
Propionitrile (ethyl cyanide)	ug/L	--	--	--	--	--	--
Pyrene	ug/L	--	0.2 U	0.20 U	--	--	--
Pyridine	ug/L	--	--	--	--	--	--
Safrole	ug/L	--	--	--	--	--	--
1,2,4,5-Tetrachlorobenzene	ug/L	--	--	--	--	--	--
1,1,1,2-Tetrachloroethane	ug/L	--	--	--	--	--	--
2,3,4,6-Tetrachlorophenol	ug/L	--	--	--	--	--	--
Thionazin (O,O-diethyl-O-2-pyrazinyl phosphorothioate)	ug/L	--	--	--	--	--	--
o-Toluidine A	ug/L	--	--	--	--	--	--
5-Nitro-2-toluidine	ug/L	--	--	--	--	--	--
2,4,5-Trichlorophenol	ug/L	--	5 U	5.0 U	--	--	--
2,4,6-Trichlorophenol	ug/L	--	5 U	5.0 U	--	--	--
1,2,3-Trichloropropane	ug/L	--	--	--	--	--	--
0,0,0-Triethylphosphorothioate	ug/L	--	--	--	--	--	--
1,3,5-Trinitrobenzene	ug/L	--	--	--	--	--	--
PCBs							
Aroclor-1016 (PCB-1016)	ug/L	--	--	--	--	--	--
Aroclor-1221 (PCB-1221)	ug/L	--	--	--	--	--	--
Aroclor-1232 (PCB-1232)	ug/L	--	--	--	--	--	--
Aroclor-1242 (PCB-1242)	ug/L	--	--	--	--	--	--
Aroclor-1248 (PCB-1248)	ug/L	--	--	--	--	--	--
Aroclor-1254 (PCB-1254)	ug/L	--	--	--	--	--	--
Aroclor-1260 (PCB-1260)	ug/L	--	--	--	--	--	--
Total PCBs	ug/L	--	--	--	--	--	--
Total Petroleum Hydrocarbons (TPH)							
Total Petroleum Hydrocarbons - Purgeable (GRO)	ug/L	--	--	--	--	--	--

APPENDIX G.3

GROUNDWATER QUALITY DATA
RFI REPORT
FORMER MANUAL TRANSMISSIONS OF MUNCIE FACILITY
MUNCIE, INDIANA

AOI		*AOI 16*	*AOI 16*	*AOI 16*	*AOI 16*	*AOI 16*	*AOI 16*
Sample Location		*MW-32*	*MW-32*	*MW-32*	*MW-32*	*MW-33*	*MW-33*
Sample Identification		*GW-017330-101905-TP-013*	*GW-017330-051006-PK-020*	*GW-017324-111408-NH-020*	*GW-017324-050614-SM-036*	*MW-33*	*MW-33*
Sample Date		*10/19/2005*	*5/10/2006*	*11/14/2008*	*5/6/2014*	*10/1/1998*	*4/1/1999*
Sample Depth		*-*	*-*	*-*	*-*	*-*	*-*
Sample Depth							
	Units						
Metals							
Aluminum	ug/L	--	--	--	--	--	--
Antimony	ug/L	--	--	--	--	--	--
Arsenic	ug/L	--	10 U	10.0 U	--	--	--
Arsenic (dissolved)	ug/L	--	10 U	10.0 U	--	--	--
Barium	ug/L	--	72.9 J	200 U	--	--	--
Barium (dissolved)	ug/L	--	70.4 J	200 U	--	--	--
Beryllium	ug/L	--	--	--	--	--	--
Cadmium	ug/L	--	1.2 J	5.0 U	--	--	--
Cadmium (dissolved)	ug/L	--	1.3 J	5.0 U	--	--	--
Calcium	ug/L	--	--	--	--	--	--
Calcium (dissolved)	ug/L	118000	--	--	--	--	--
Chromium	ug/L	--	10 U	10.0 U	--	--	--
Chromium (dissolved)	ug/L	--	10 U	10.0 U	--	--	--
Cobalt	ug/L	--	--	--	--	--	--
Copper	ug/L	--	--	--	--	--	--
Copper (dissolved)	ug/L	--	--	--	--	--	--
Iron	ug/L	--	--	--	--	--	--
Iron (dissolved)	ug/L	--	--	--	--	--	--
Lead	ug/L	--	1.9 J	3.0 U	--	--	--
Lead (dissolved)	ug/L	--	3 U	3.0 U	--	--	--
Magnesium	ug/L	--	--	--	--	--	--
Magnesium (dissolved)	ug/L	38300	--	--	--	--	--
Manganese	ug/L	--	--	--	--	--	--
Manganese (dissolved)	ug/L	230	--	--	--	--	--
Mercury	ug/L	--	0.2 U	0.20 U	--	--	--
Mercury (dissolved)	ug/L	--	0.2 U	0.20 U	--	--	--
Nickel	ug/L	--	--	--	--	--	--
Nickel (dissolved)	ug/L	--	--	--	--	--	--
Potassium	ug/L	--	--	--	--	--	--
Selenium	ug/L	--	5 U	5.0 U	--	--	--
Selenium (dissolved)	ug/L	--	5 U	5.0 U	--	--	--
Silver	ug/L	--	10 U	10.0 U	--	--	--
Silver (dissolved)	ug/L	--	10 U	10.0 U	--	--	--
Sodium	ug/L	--	--	--	--	--	--
Thallium	ug/L	--	--	--	--	--	--
Vanadium	ug/L	--	--	--	--	--	--
Zinc	ug/L	--	--	--	--	--	--
Zinc (dissolved)	ug/L	--	--	--	--	--	--

APPENDIX G.3

GROUNDWATER QUALITY DATA
RFI REPORT
FORMER MANUAL TRANSMISSIONS OF MUNCIE FACILITY
MUNCIE, INDIANA

AOI		***AOI 16***	***AOI 16***	***AOI 16***	***AOI 16***	***AOI 16***	***AOI 16***
Sample Location		***MW-32***	***MW-32***	***MW-32***	***MW-32***	***MW-33***	***MW-33***
Sample Identification		***GW-017330-101905-TP-013***	***GW-017330-051006-PK-020***	***GW-017324-111408-NH-020***	***GW-017324-050614-SM-036***	***MW-33***	***MW-33***
Sample Date		***10/19/2005***	***5/10/2006***	***11/14/2008***	***5/6/2014***	***10/1/1998***	***4/1/1999***
Sample Depth		***-***	***-***	***-***	***-***	***-***	***-***
Sample Depth							
	Units						
Gas							
Ethane	ug/L	0.50 U	--	--	--	--	--
Ethene	ug/L	0.50 U	--	--	--	--	--
Methane	ug/L	3.2	--	--	--	--	--
General Chemistry							
Alkalinity, bicarbonate	ug/L	340000	--	--	--	--	--
Alkalinity, carbonate	ug/L	2000 J	--	--	--	--	--
Bicarbonate (as CaCO3)	ug/L	--	--	--	--	--	--
Chloride	ug/L	119000	--	--	--	--	--
Dissolved organic carbon (DOC)	ug/L	4000	--	--	--	--	--
Hardness	ug/L	452000	--	--	--	--	--
Hardness, carbonate	ug/L	--	--	--	--	--	--
Nitrate (as N)	ug/L	80 J	--	--	--	--	--
Nitrite (as N)	ug/L	100 U	--	--	--	--	--
pH	s.u.	--	--	--	--	--	--
Sulfate	ug/L	112000	--	--	--	--	--
Sulfide	ug/L	--	--	--	--	--	--
Total dissolved solids (TDS)	ug/L	--	--	--	--	--	--
Total organic carbon (TOC)	ug/L	--	--	--	--	--	--

Notes
ug/L - Micrograms per litre
"-" - No value
U - Not detected at the associated reporting limit
J - Estimated concentration
UJ - Not detected; associated reporting limit is estimated
R - Rejected
s.u. - Standard units
nc - No criteria
ND - Non Detect (calculation)
BOLD[abc] Concentration exceeds associated screening level
IDEM Appendix A: Screening Levels Remedation Closure Guide - March 25, 2014
a - Exceeds IDEM residential tap screening levels
b - Exceeds IDEM residential vapor exposure screening levels
c - Exceeds IDEM commercial/industrial vapor screening levels

APPENDIX G.3

GROUNDWATER QUALITY DATA
RFI REPORT
FORMER MANUAL TRANSMISSIONS OF MUNCIE FACILITY
MUNCIE, INDIANA

AOI		*AOI 16*	*AOI 16*	*AOI 16*	*AOI 16*	*AOI 16*	*AOI 16*
Sample Location		*MW-33*	*MW-33*	*MW-33*	*MW-33*	*MW-33*	*MW-33*
Sample Identification		*MW-33*	*MW-33*	*GW-17330-101002-EH-012*	*GW-072104-MR-014*	*GW-017330-042705-TP-014*	*GW-017330-051006-NH-021*
Sample Date		*10/1/2000*	*3/27/2001*	*10/10/2002*	*7/21/2004*	*4/27/2005*	*5/10/2006*
Sample Depth		-	-	-	-	-	-
Sample Depth							
	Units						
Volatile Organic Compounds (VOCs)							
Acetone	ug/L	U	U	500 UJ	120 U	120 UJ	40 U
Benzene	ug/L	U	U	20 U	12 U	12 U	4 U
Bromodichloromethane	ug/L	U	U	20 U	12 U	12 U	4 U
Bromoform	ug/L	--	--	20 U	12 U	12 U	4 U
Bromomethane (Methyl bromide)	ug/L	--	--	20 U	12 U	12 U	4 U
2-Butanone (Methyl ethyl ketone) (MEK)	ug/L	U	U	500 UJ	120 U	120 UJ	40 U
Carbon disulfide	ug/L	--	--	100 U	12 U	12 U	4 U
Carbon tetrachloride	ug/L	--	--	20 U	12 U	12 U	4 U
Chlorobenzene	ug/L	U	U	20 U	12 U	12 U	4 U
Chloroethane	ug/L	U	U	20 U	12 U	12 U	4 U
2-Chloroethyl vinyl ether	ug/L	U	--	--	--	--	--
Chloroform (Trichloromethane)	ug/L	U	U	20 U	12 U	12 U	4 U
Chloromethane (Methyl chloride)	ug/L	U	U	20 U	12 U	12 U	4 U
Cyclohexane	ug/L	--	--	20 U	12 U	12 U	--
1,2-Dibromo-3-chloropropane (DBCP)	ug/L	--	--	20 U	25 U	25 UJ	--
Dibromochloromethane	ug/L	--	--	20 U	12 U	12 U	4 U
1,2-Dibromoethane (Ethylene dibromide)	ug/L	--	--	20 U	12 U	12 U	--
1,2-Dichlorobenzene	ug/L	--	--	20 U	12 U	12 U	--
1,3-Dichlorobenzene	ug/L	--	--	20 U	12 U	12 U	--
1,4-Dichlorobenzene	ug/L	--	--	20 U	12 U	12 U	--
Dichlorodifluoromethane (CFC-12)	ug/L	--	--	20 U	12 U	12 U	--
1,1-Dichloroethane	ug/L	U	U	20 U	12 U	12 U	4 U
1,2-Dichloroethane	ug/L	U	U	20 U	12 U	12 U	4 U
1,2-Dichloroethene (total)	ug/L	U	--	--	--	--	--
1,1-Dichloroethene	ug/L	U	U	20 U	12 U	12 U	4 U
cis-1,2-Dichloroethene	ug/L	12	U	9.4 J	7.4 J	9.3 J	8.3
trans-1,2-Dichloroethene	ug/L	15	12	7.7 J	3.9 J	5.3 J	2.1 J
1,2-Dichloropropane	ug/L	--	--	20 U	12 U	12 U	4 U
cis-1,3-Dichloropropene	ug/L	--	--	20 U	12 U	12 U	4 U
trans-1,3-Dichloropropene	ug/L	--	--	20 U	12 U	12 U	4 U
Ethylbenzene	ug/L	U	U	20 U	12 U	12 U	4 U
2-Hexanone	ug/L	U	U	1000 UJ	120 U	120 UJ	40 U
Isopropyl benzene	ug/L	--	--	100 U	12 U	12 U	--
Methyl acetate	ug/L	--	--	200 U	120 U	120 UJ	--
Methyl cyclohexane	ug/L	--	--	20 U	12 U	12 U	--
Methyl tert butyl ether (MTBE)	ug/L	--	--	100 U	62 U	62 UJ	--
4-Methyl-2-pentanone (Methyl isobutyl ketone) (MIBK)	ug/L	--	--	1000 U	120 U	120 UJ	40 U
Methylene chloride	ug/L	U	U	100 U	12 U	12 U	4 U
Styrene	ug/L	--	--	20 U	12 U	12 U	4 U
VOCs (Continued)							

APPENDIX G.3

GROUNDWATER QUALITY DATA
RFI REPORT
FORMER MANUAL TRANSMISSIONS OF MUNCIE FACILITY
MUNCIE, INDIANA

AOI		*AOI 16*	*AOI 16*	*AOI 16*	*AOI 16*	*AOI 16*	*AOI 16*
Sample Location		*MW-33*	*MW-33*	*MW-33*	*MW-33*	*MW-33*	*MW-33*
Sample Identification		*MW-33*	*MW-33*	*GW-17330-101002-EH-012*	*GW-072104-MR-014*	*GW-017330-042705-TP-014*	*GW-017330-051006-NH-021*
Sample Date		*10/1/2000*	*3/27/2001*	*10/10/2002*	*7/21/2004*	*4/27/2005*	*5/10/2006*
Sample Depth		*-*	*-*	*-*	*-*	*-*	*-*
Sample Depth							
	Units						
1,1,2,2-Tetrachloroethane	ug/L	--	--	20 U	12 U	12 U	4 U
Tetrachloroethene	ug/L	U	**20**[a]	20 U	12 U	12 U	4 U
Toluene	ug/L	U	U	20 U	12 U	12 U	4 U
1,2,4-Trichlorobenzene	ug/L	--	--	100 U	12 U	12 U	--
1,1,1-Trichloroethane	ug/L	U	U	20 U	12 U	12 U	1.2 J
1,1,2-Trichloroethane	ug/L	--	--	20 U	12 U	12 U	4 U
Trichloroethene	ug/L	**1200**[abc]	**810**[abc]	**580**[abc]	**310 J**[abc]	**340**[abc]	**390**[abc]
Trichlorofluoromethane (CFC-11)	ug/L	--	--	20 U	12 U	12 U	--
Trifluorotrichloroethane (Freon 113)	ug/L	--	--	20 U	12 U	12 U	--
Vinyl acetate	ug/L	--	--	--	--	--	--
Vinyl chloride	ug/L	U	U	20 U	12 U	12 U	4 U
Xylenes (total)	ug/L	U	U	60 U	25 U	25 U	8 U
Semi-Volatile Organic Compounds (SVOCs)							
Acenaphthene	ug/L	--	--	--	0.50 U	0.50 U	0.2 U
Acenaphthylene	ug/L	--	--	--	0.50 U	2.0 U	0.2 U
Acetonitrile	ug/L	--	--	--	--	--	--
Acetophenone	ug/L	--	--	--	--	--	1 U
2-Acetylaminofluorene	ug/L	--	--	--	--	--	--
Acrolein	ug/L	--	--	--	--	--	--
Acrylonitrile	ug/L	--	--	--	--	--	--
Allyl chloride	ug/L	--	--	--	--	--	--
4-Aminobiphenyl	ug/L	--	--	--	--	--	--
Aniline	ug/L	--	--	--	--	--	--
Anthracene	ug/L	--	--	--	0.10 U	0.10 U	0.2 U
Aramite	ug/L	--	--	--	--	--	--
Atrazine	ug/L	--	--	--	--	--	1 U
Benzaldehyde	ug/L	--	--	--	--	--	1 U
Benzidine	ug/L	--	--	--	--	--	--
Benzo(a)anthracene	ug/L	--	--	--	0.10 U	0.10 U	0.2 U
Benzo(a)pyrene	ug/L	--	--	--	0.10 U	0.10 U	0.2 U
Benzo(b)fluoranthene	ug/L	--	--	--	0.10 U	0.10 U	0.2 U
Benzo(g,h,i)perylene	ug/L	--	--	--	0.10 U	0.10 UJ	0.2 U
Benzo(k)fluoranthene	ug/L	--	--	--	0.10 U	0.10 U	0.2 U
Benzoic acid	ug/L	--	--	--	--	--	--
Benzyl alcohol	ug/L	--	--	--	--	--	--
Biphenyl (1,1-Biphenyl)	ug/L	--	--	--	--	--	1 U
4-Bromophenyl phenyl ether	ug/L	--	--	--	--	--	2 U
Butyl benzylphthalate (BBP)	ug/L	--	--	--	--	--	1 U
Caprolactam	ug/L	--	--	--	--	--	5 U
Carbazole	ug/L	--	--	--	--	--	1 U
4-Chloro-3-methylphenol	ug/L	--	--	--	--	--	2 U
4-Chloroaniline	ug/L	--	--	--	--	--	2 U
Chlorobenzilate	ug/L	--	--	--	--	--	--
bis(2-Chloroethoxy)methane	ug/L	--	--	--	--	--	1 U
bis(2-Chloroethyl)ether	ug/L	--	--	--	--	--	1 U

APPENDIX G.3

GROUNDWATER QUALITY DATA
RFI REPORT
FORMER MANUAL TRANSMISSIONS OF MUNCIE FACILITY
MUNCIE, INDIANA

AOI		*AOI 16*	*AOI 16*	*AOI 16*	*AOI 16*	*AOI 16*	*AOI 16*
Sample Location		*MW-33*	*MW-33*	*MW-33*	*MW-33*	*MW-33*	*MW-33*
Sample Identification		*MW-33*	*MW-33*	*GW-17330-101002-EH-012*	*GW-072104-MR-014*	*GW-017330-042705-TP-014*	*GW-017330-051006-NH-021*
Sample Date		*10/1/2000*	*3/27/2001*	*10/10/2002*	*7/21/2004*	*4/27/2005*	*5/10/2006*
Sample Depth		*-*	*-*	*-*	*-*	*-*	*-*
Sample Depth							
	Units						
2-Chloronaphthalene	ug/L	--	--	--	--	--	1 U
2-Chlorophenol	ug/L	--	--	--	--	--	1 U
4-Chlorophenyl phenyl ether	ug/L	--	--	--	--	--	2 U
Chloroprene	ug/L	--	--	--	--	--	--
Chrysene	ug/L	--	--	--	0.10 U	0.10 U	0.2 U
Cresol isomers	ug/L	--	--	--	--	--	--
Diallate	ug/L	--	--	--	--	--	--
Dibenz(a,h)anthracene	ug/L	--	--	--	0.10 U	0.10 U	0.2 U
Dibenzofuran	ug/L	--	--	--	--	--	1 U
Dibromochloromethane	ug/L	U	U	--	--	--	--
Dibromomethane	ug/L	--	--	--	--	--	--
trans-1,4-Dichloro-2-butene	ug/L	--	--	--	--	--	--
3,3'-Dichlorobenzidine	ug/L	--	--	--	--	--	5 U
2,4-Dichlorophenol	ug/L	--	--	--	--	--	2 U
2,6-Dichlorophenol	ug/L	--	--	--	--	--	--
Diethyl phthalate	ug/L	--	--	--	--	--	1 U
Dimethoate	ug/L	--	--	--	--	--	--
Dimethyl phthalate	ug/L	--	--	--	--	--	1 U
p-Dimethylaminoazobenzene A	ug/L	--	--	--	--	--	--
7,12-Dimethylbenz(a)anthracene	ug/L	--	--	--	--	--	--
3,3-Dimethylbenzidine	ug/L	--	--	--	--	--	--
a,a-Dimethylphenethylamine	ug/L	--	--	--	--	--	--
2,4-Dimethylphenol	ug/L	--	--	--	--	--	2 U
Di-n-butylphthalate (DBP)	ug/L	--	--	--	--	--	1 U
4,6-Dinitro-2-methylphenol	ug/L	--	--	--	--	--	5 U
Dinitrobenzene, NOS	ug/L	--	--	--	--	--	--
2,4-Dinitrophenol	ug/L	--	--	--	--	--	5 U
2,4-Dinitrotoluene	ug/L	--	--	--	--	--	5 U
2,6-Dinitrotoluene	ug/L	--	--	--	--	--	5 U
Di-n-octyl phthalate (DnOP)	ug/L	--	--	--	--	--	1 U
1,4-Dioxane	ug/L	--	--	--	--	--	--
Diphenylamine	ug/L	--	--	--	--	--	--
1,2-Diphenylhydrazine	ug/L	--	--	--	--	--	--
Disulfoton	ug/L	--	--	--	--	--	--

APPENDIX G.3

GROUNDWATER QUALITY DATA
RFI REPORT
FORMER MANUAL TRANSMISSIONS OF MUNCIE FACILITY
MUNCIE, INDIANA

AOI		*AOI 16*	*AOI 16*	*AOI 16*	*AOI 16*	*AOI 16*	*AOI 16*
Sample Location		*MW-33*	*MW-33*	*MW-33*	*MW-33*	*MW-33*	*MW-33*
Sample Identification		*MW-33*	*MW-33*	*GW-17330-101002-EH-012*	*GW-072104-MR-014*	*GW-017330-042705-TP-014*	*GW-017330-051006-NH-021*
Sample Date		*10/1/2000*	*3/27/2001*	*10/10/2002*	*7/21/2004*	*4/27/2005*	*5/10/2006*
Sample Depth		*-*	*-*	*-*	*-*	*-*	*-*
Sample Depth							
	Units						
SVOCs (Continued)							
Ethyl methacrylate	ug/L	--	--	--	--	--	--
Ethyl methanesulfonate	ug/L	--	--	--	--	--	--
bis(2-Ethylhexyl)phthalate (DEHP)	ug/L	--	--	--	--	--	1 U
Famphur	ug/L	--	--	--	--	--	--
Fluoranthene	ug/L	--	--	--	0.10 U	0.10 UJ	0.2 U
Fluorene	ug/L	--	--	--	0.10 U	0.10 U	0.2 U
Hexachlorobenzene	ug/L	--	--	--	--	--	0.2 U
Hexachlorobutadiene	ug/L	--	--	--	--	--	1 U
Hexachlorocyclopentadiene	ug/L	--	--	--	--	--	10 U
Hexachloroethane	ug/L	--	--	--	--	--	1 U
Hexachlorophene A	ug/L	--	--	--	--	--	--
Hexachloropropene	ug/L	--	--	--	--	--	--
Indeno(1,2,3-cd)pyrene	ug/L	--	--	--	0.10 U	0.10 UJ	0.2 U
Iodomethane	ug/L	--	--	--	--	--	--
Isodrin	ug/L	--	--	--	--	--	--
Isophorone	ug/L	--	--	--	--	--	1 U
Isosafrole	ug/L	--	--	--	--	--	--
Kepone	ug/L	--	--	--	--	--	--
Methapyrilene	ug/L	--	--	--	--	--	--
Methyl acrylonitrile	ug/L	--	--	--	--	--	--
Methyl methacrylate	ug/L	--	--	--	--	--	--
Methyl methanesulfonate	ug/L	--	--	--	--	--	--
Methyl parathion	ug/L	--	--	--	--	--	--
3-Methylcholanthrene	ug/L	--	--	--	--	--	--
2-Methylnaphthalene	ug/L	--	--	--	--	--	0.2 U
2-Methylphenol	ug/L	--	--	--	--	--	1 U
3&4-Methylphenol	ug/L	--	--	--	--	--	--
4-Methylphenol	ug/L	--	--	--	--	--	1 U
Naphthalene	ug/L	--	--	--	1.0 U	1.0 U	0.2 U
1,4-Naphthoquinone	ug/L	--	--	--	--	--	--
1-Naphthylamine	ug/L	--	--	--	--	--	--
2-Naphthylamine	ug/L	--	--	--	--	--	--
2-Nitroaniline	ug/L	--	--	--	--	--	2 U
3-Nitroaniline	ug/L	--	--	--	--	--	2 U
4-Nitroaniline	ug/L	--	--	--	--	--	2 U
Nitrobenzene	ug/L	--	--	--	--	--	1 U
2-Nitrophenol	ug/L	--	--	--	--	--	2 U
4-Nitrophenol	ug/L	--	--	--	--	--	5 U
4-Nitroquinoline-N-oxide	ug/L	--	--	--	--	--	--
N-Nitrosodi-n-butylamine	ug/L	--	--	--	--	--	--
N-Nitrosodi-n-propylamine	ug/L	--	--	--	--	--	1 U
N-Nitrosodiphenylamine	ug/L	--	--	--	--	--	1 U
N-Nitrosodiethylamine	ug/L	--	--	--	--	--	--
N-Nitrosodimethylamine	ug/L	--	--	--	--	--	--
N-Nitrosomethylethylamine	ug/L	--	--	--	--	--	--

APPENDIX G.3

GROUNDWATER QUALITY DATA
RFI REPORT
FORMER MANUAL TRANSMISSIONS OF MUNCIE FACILITY
MUNCIE, INDIANA

AOI		*AOI 16*	*AOI 16*	*AOI 16*	*AOI 16*	*AOI 16*	*AOI 16*
Sample Location		*MW-33*	*MW-33*	*MW-33*	*MW-33*	*MW-33*	*MW-33*
Sample Identification		*MW-33*	*MW-33*	*GW-17330-101002-EH-012*	*GW-072104-MR-014*	*GW-017330-042705-TP-014*	*GW-017330-051006-NH-021*
Sample Date		*10/1/2000*	*3/27/2001*	*10/10/2002*	*7/21/2004*	*4/27/2005*	*5/10/2006*
Sample Depth		*-*	*-*	*-*	*-*	*-*	*-*
Sample Depth							
	Units						
SVOCs (Continued)							
N-Nitrosomorpholine	ug/L	--	--	--	--	--	--
N-Nitrosopiperidine	ug/L	--	--	--	--	--	--
N-Nitrosopyrrolidine	ug/L	--	--	--	--	--	--
2,2'-Oxybis(1-chloropropane) (bis(2-Chloroisopropyl) ether)	ug/L	--	--	--	--	--	1 U
Pentachlorobenzene	ug/L	--	--	--	--	--	--
Pentachloroethane	ug/L	--	--	--	--	--	--
Pentachloronitrobenzene	ug/L	--	--	--	--	--	--
Pentachlorophenol	ug/L	--	--	--	--	--	5 U
Phenacetin	ug/L	--	--	--	--	--	--
Phenanthrene	ug/L	--	--	--	0.10 U	0.10 U	0.2 U
Phenol	ug/L	--	--	--	--	--	1 U
p-Phenylenediamine	ug/L	--	--	--	--	--	--
Phorate	ug/L	--	--	--	--	--	--
2-Picoline	ug/L	--	--	--	--	--	--
Pronamide	ug/L	--	--	--	--	--	--
Propionitrile (ethyl cyanide)	ug/L	--	--	--	--	--	--
Pyrene	ug/L	--	--	--	0.10 U	0.10 U	0.2 U
Pyridine	ug/L	--	--	--	--	--	--
Safrole	ug/L	--	--	--	--	--	--
1,2,4,5-Tetrachlorobenzene	ug/L	--	--	--	--	--	--
1,1,1,2-Tetrachloroethane	ug/L	--	--	--	--	--	--
2,3,4,6-Tetrachlorophenol	ug/L	--	--	--	--	--	--
Thionazin (O,O-diethyl-O-2-pyrazinyl phosphorothioate)	ug/L	--	--	--	--	--	--
o-Toluidine A	ug/L	--	--	--	--	--	--
5-Nitro-2-toluidine	ug/L	--	--	--	--	--	--
2,4,5-Trichlorophenol	ug/L	--	--	--	--	--	5 U
2,4,6-Trichlorophenol	ug/L	--	--	--	--	--	5 U
1,2,3-Trichloropropane	ug/L	--	--	--	--	--	--
0,0,0-Triethylphosphorothioate	ug/L	--	--	--	--	--	--
1,3,5-Trinitrobenzene	ug/L	--	--	--	--	--	--
PCBs							
Aroclor-1016 (PCB-1016)	ug/L	--	--	--	--	--	--
Aroclor-1221 (PCB-1221)	ug/L	--	--	--	--	--	--
Aroclor-1232 (PCB-1232)	ug/L	--	--	--	--	--	--
Aroclor-1242 (PCB-1242)	ug/L	--	--	--	--	--	--
Aroclor-1248 (PCB-1248)	ug/L	--	--	--	--	--	--
Aroclor-1254 (PCB-1254)	ug/L	--	--	--	--	--	--
Aroclor-1260 (PCB-1260)	ug/L	--	--	--	--	--	--
Total PCBs	ug/L	--	--	--	--	--	--
Total Petroleum Hydrocarbons (TPH)							
Total Petroleum Hydrocarbons - Purgeable (GRO)	ug/L	--	--	--	--	--	--

APPENDIX G.3

GROUNDWATER QUALITY DATA
RFI REPORT
FORMER MANUAL TRANSMISSIONS OF MUNCIE FACILITY
MUNCIE, INDIANA

AOI		*AOI 16*	*AOI 16*	*AOI 16*	*AOI 16*	*AOI 16*	*AOI 16*
Sample Location		*MW-33*	*MW-33*	*MW-33*	*MW-33*	*MW-33*	*MW-33*
Sample Identification		*MW-33*	*MW-33*	*GW-17330-101002-EH-012*	*GW-072104-MR-014*	*GW-017330-042705-TP-014*	*GW-017330-051006-NH-021*
Sample Date		*10/1/2000*	*3/27/2001*	*10/10/2002*	*7/21/2004*	*4/27/2005*	*5/10/2006*
Sample Depth		*-*	*-*	*-*	*-*	*-*	*-*
Sample Depth							
	Units						
Metals							
Aluminum	ug/L	--	--	--	--	--	--
Antimony	ug/L	--	--	--	--	--	--
Arsenic	ug/L	--	--	--	10 U	10 U	10 U
Arsenic (dissolved)	ug/L	--	--	--	--	--	10 U
Barium	ug/L	--	--	--	72 J	77 J	71 J
Barium (dissolved)	ug/L	--	--	--	--	--	73.6 J
Beryllium	ug/L	--	--	--	--	--	--
Cadmium	ug/L	--	--	--	0.57 J	5 U	1.4 J
Cadmium (dissolved)	ug/L	--	--	--	--	--	1.5 J
Calcium	ug/L	--	--	--	--	--	--
Calcium (dissolved)	ug/L	--	--	--	--	--	--
Chromium	ug/L	--	--	--	2.5 J	10 U	10 U
Chromium (dissolved)	ug/L	--	--	--	--	--	10 U
Cobalt	ug/L	--	--	--	--	--	--
Copper	ug/L	--	--	--	--	--	--
Copper (dissolved)	ug/L	--	--	--	--	--	--
Iron	ug/L	--	--	--	--	--	--
Iron (dissolved)	ug/L	--	--	--	--	--	--
Lead	ug/L	--	--	--	3 U	3 U	3 U
Lead (dissolved)	ug/L	--	--	--	--	--	3 U
Magnesium	ug/L	--	--	--	--	--	--
Magnesium (dissolved)	ug/L	--	--	--	--	--	--
Manganese	ug/L	--	--	--	--	--	--
Manganese (dissolved)	ug/L	--	--	--	--	--	--
Mercury	ug/L	--	--	--	0.2 U	0.2 U	0.2 U
Mercury (dissolved)	ug/L	--	--	--	--	--	0.2 U
Nickel	ug/L	--	--	--	--	--	--
Nickel (dissolved)	ug/L	--	--	--	--	--	--
Potassium	ug/L	--	--	--	--	--	--
Selenium	ug/L	--	--	--	5 U	5 U	5 U
Selenium (dissolved)	ug/L	--	--	--	--	--	2.5 J
Silver	ug/L	--	--	--	10 U	10 U	10 U
Silver (dissolved)	ug/L	--	--	--	--	--	10 U
Sodium	ug/L	--	--	--	--	--	--
Thallium	ug/L	--	--	--	--	--	--
Vanadium	ug/L	--	--	--	--	--	--
Zinc	ug/L	--	--	--	--	--	--
Zinc (dissolved)	ug/L	--	--	--	--	--	--

APPENDIX G.3

GROUNDWATER QUALITY DATA
RFI REPORT
FORMER MANUAL TRANSMISSIONS OF MUNCIE FACILITY
MUNCIE, INDIANA

AOI		***AOI 16***	***AOI 16***	***AOI 16***	***AOI 16***	***AOI 16***	***AOI 16***
Sample Location		***MW-33***	***MW-33***	***MW-33***	***MW-33***	***MW-33***	***MW-33***
Sample Identification		***MW-33***	***MW-33***	***GW-17330-101002-EH-012***	***GW-072104-MR-014***	***GW-017330-042705-TP-014***	***GW-017330-051006-NH-021***
Sample Date		***10/1/2000***	***3/27/2001***	***10/10/2002***	***7/21/2004***	***4/27/2005***	***5/10/2006***
Sample Depth		***-***	***-***	***-***	***-***	***-***	***-***
Sample Depth							
	Units						
Gas							
Ethane	ug/L	--	--	--	--	--	--
Ethene	ug/L	--	--	--	--	--	--
Methane	ug/L	--	--	--	--	--	--
General Chemistry							
Alkalinity, bicarbonate	ug/L	--	--	--	--	--	--
Alkalinity, carbonate	ug/L	--	--	--	--	--	--
Bicarbonate (as CaCO3)	ug/L	--	--	--	--	--	--
Chloride	ug/L	--	--	--	--	--	--
Dissolved organic carbon (DOC)	ug/L	--	--	--	--	--	--
Hardness	ug/L	--	--	--	--	--	--
Hardness, carbonate	ug/L	--	--	--	--	--	--
Nitrate (as N)	ug/L	--	--	--	--	--	--
Nitrite (as N)	ug/L	--	--	--	--	--	--
pH	s.u.	--	--	--	--	--	--
Sulfate	ug/L	--	--	--	--	--	--
Sulfide	ug/L	--	--	--	--	--	--
Total dissolved solids (TDS)	ug/L	--	--	--	--	--	--
Total organic carbon (TOC)	ug/L	--	--	--	--	--	--

Notes

ug/L - Micrograms per litre
"-" - No value
U - Not detected at the associated reporting limit
J - Estimated concentration
UJ - Not detected; associated reporting limit is estimated
R - Rejected
s.u. - Standard units
nc - No criteria
ND - Non Detect (calculation)
BOLD[abc] Concentration exceeds associated screening level
IDEM Appendix A: Screening Levels Remedation Closure Guide - March 25, 2014
a - Exceeds IDEM residential tap screening levels
b - Exceeds IDEM residential vapor exposure screening levels
c - Exceeds IDEM commercial/industrial vapor screening levels

APPENDIX G.3

GROUNDWATER QUALITY DATA
RFI REPORT
FORMER MANUAL TRANSMISSIONS OF MUNCIE FACILITY
MUNCIE, INDIANA

AOI		*AOI 16*	*AOI 16*	*AOI 16*	*AOI 16*	*AOI 16*	*AOI 16*
Sample Location		*MW-33*	*MW-33*	*MW-33*	*MW-33*	*PW-01*	*PW-01*
Sample Identification		*GW-017330-051006-NH-022*	*GW-017324-111308-NH-016*	*GW-17324-120711-EM-025*	*GW-017324-050214-SM-017*	*PW-01*	*PW-01*
Sample Date		*5/10/2006*	*11/13/2008*	*12/7/2011*	*5/2/2014*	*5/3/1995*	*3/22/1996*
Sample Depth		-	-	-	-	-	-
Sample Depth							
	Units						
Volatile Organic Compounds (VOCs)							
Acetone	ug/L	40 U	170 U	29 J	11 J	U	U
Benzene	ug/L	4 U	17 U	13 U	5.7 U	U	U
Bromodichloromethane	ug/L	4 U	17 U	13 U	5.7 U	U	U
Bromoform	ug/L	4 U	17 U	13 U	5.7 U	--	--
Bromomethane (Methyl bromide)	ug/L	4 U	17 U	13 U	5.7 U	--	--
2-Butanone (Methyl ethyl ketone) (MEK)	ug/L	40 U	170 U	130 U	57 U	U	U
Carbon disulfide	ug/L	4 U	17 U	13 U	5.7 U	--	--
Carbon tetrachloride	ug/L	4 U	17 U	13 U	5.7 U	--	--
Chlorobenzene	ug/L	4 U	17 U	13 U	5.7 U	U	U
Chloroethane	ug/L	4 U	17 U	13 U	5.7 U	U	U
2-Chloroethyl vinyl ether	ug/L	--	--	--	--	U	U
Chloroform (Trichloromethane)	ug/L	4 U	17 U	13 U	5.7 U	U	U
Chloromethane (Methyl chloride)	ug/L	4 U	17 U	13 U	5.7 U	U	U
Cyclohexane	ug/L	--	17 U	13 U	5.7 U	--	--
1,2-Dibromo-3-chloropropane (DBCP)	ug/L	--	33 U	25 U	11 U	--	--
Dibromochloromethane	ug/L	4 U	17 U	13 U	5.7 U	--	--
1,2-Dibromoethane (Ethylene dibromide)	ug/L	--	17 U	13 U	5.7 U	--	--
1,2-Dichlorobenzene	ug/L	--	17 U	13 U	5.7 U	--	--
1,3-Dichlorobenzene	ug/L	--	17 U	13 U	5.7 U	--	--
1,4-Dichlorobenzene	ug/L	--	17 U	13 U	5.7 U	--	--
Dichlorodifluoromethane (CFC-12)	ug/L	--	17 U	13 U	5.7 U	--	--
1,1-Dichloroethane	ug/L	4 U	17 U	13 U	5.7 U	U	U
1,2-Dichloroethane	ug/L	4 U	17 U	13 U	5.7 U	U	U
1,2-Dichloroethene (total)	ug/L	--	--	--	--	U	U
1,1-Dichloroethene	ug/L	4 U	17 U	13 U	5.7 U	U	U
cis-1,2-Dichloroethene	ug/L	7.9	17 U	12 J	6.2	65	U
trans-1,2-Dichloroethene	ug/L	1.6 J	17 U	13 U	5.7 U	**120**[a]	**140**[a]
1,2-Dichloropropane	ug/L	4 U	17 U	13 U	5.7 U	--	--
cis-1,3-Dichloropropene	ug/L	4 U	17 U	13 U	5.7 U	--	--
trans-1,3-Dichloropropene	ug/L	4 U	17 U	13 U	5.7 U	--	--
Ethylbenzene	ug/L	4 U	17 U	13 U	5.7 U	U	U
2-Hexanone	ug/L	40 U	170 U	130 U	57 U	U	U
Isopropyl benzene	ug/L	--	17 U	13 U	5.7 U	--	--
Methyl acetate	ug/L	--	170 U	130 U	57 U	--	--
Methyl cyclohexane	ug/L	--	17 U	13 U	5.7 U	--	--
Methyl tert butyl ether (MTBE)	ug/L	--	83 U	63 U	5.7 U	--	--
4-Methyl-2-pentanone (Methyl isobutyl ketone) (MIBK)	ug/L	40 U	170 U	130 U	57 U	--	--
Methylene chloride	ug/L	4 U	17 U	13 U	5.7 U	U	**15**[a]
Styrene	ug/L	4 U	17 U	13 U	5.7 U	--	--
VOCs (Continued)							

APPENDIX G.3

GROUNDWATER QUALITY DATA
RFI REPORT
FORMER MANUAL TRANSMISSIONS OF MUNCIE FACILITY
MUNCIE, INDIANA

AOI		*AOI 16*	*AOI 16*	*AOI 16*	*AOI 16*	*AOI 16*	*AOI 16*
Sample Location		*MW-33*	*MW-33*	*MW-33*	*MW-33*	*PW-01*	*PW-01*
Sample Identification		*GW-017330-051006-NH-022*	*GW-017324-111308-NH-016*	*GW-17324-120711-EM-025*	*GW-017324-050214-SM-017*	*PW-01*	*PW-01*
Sample Date		*5/10/2006*	*11/13/2008*	*12/7/2011*	*5/2/2014*	*5/3/1995*	*3/22/1996*
Sample Depth		-	-	-	-	-	-
Sample Depth							
	Units						
1,1,2,2-Tetrachloroethane	ug/L	4 U	17 U	13 U	5.7 U	--	--
Tetrachloroethene	ug/L	4 U	17 U	13 U	5.7 U	U	U
Toluene	ug/L	4 U	17 U	13 U	5.7 U	U	U
1,2,4-Trichlorobenzene	ug/L	--	17 U	13 U	5.7 U	--	--
1,1,1-Trichloroethane	ug/L	1.4 J	17 U	13 U	5.7 U	U	U
1,1,2-Trichloroethane	ug/L	4 U	17 U	13 U	5.7 U	--	--
Trichloroethene	ug/L	**380[abc]**	**530[abc]**	**260[abc]**	**180[abc]**	**370[abc]**	**360[abc]**
Trichlorofluoromethane (CFC-11)	ug/L	--	17 U	13 U	5.7 U	--	--
Trifluorotrichloroethane (Freon 113)	ug/L	--	17 U	13 U	5.7 U	--	--
Vinyl acetate	ug/L	--	--	--	--	--	--
Vinyl chloride	ug/L	4 U	17 U	13 U	5.7 U	U	U
Xylenes (total)	ug/L	8 U	33 U	25 U	11 U	U	U
Semi-Volatile Organic Compounds (SVOCs)							
Acenaphthene	ug/L	0.2 U	0.20 U	--	--	--	--
Acenaphthylene	ug/L	0.2 U	0.20 U	--	--	--	--
Acetonitrile	ug/L	--	--	--	--	--	--
Acetophenone	ug/L	1 U	1.0 U	--	--	--	--
2-Acetylaminofluorene	ug/L	--	--	--	--	--	--
Acrolein	ug/L	--	--	--	--	--	--
Acrylonitrile	ug/L	--	--	--	--	--	--
Allyl chloride	ug/L	--	--	--	--	--	--
4-Aminobiphenyl	ug/L	--	--	--	--	--	--
Aniline	ug/L	--	--	--	--	--	--
Anthracene	ug/L	0.2 U	0.20 U	--	--	--	--
Aramite	ug/L	--	--	--	--	--	--
Atrazine	ug/L	1 U	1.0 U	--	--	--	--
Benzaldehyde	ug/L	1 U	1.0 U	--	--	--	--
Benzidine	ug/L	--	--	--	--	--	--
Benzo(a)anthracene	ug/L	0.2 U	0.20 U	--	--	--	--
Benzo(a)pyrene	ug/L	0.2 U	0.20 U	--	--	--	--
Benzo(b)fluoranthene	ug/L	0.2 U	0.20 U	--	--	--	--
Benzo(g,h,i)perylene	ug/L	0.2 U	0.20 U	--	--	--	--
Benzo(k)fluoranthene	ug/L	0.2 U	0.20 U	--	--	--	--
Benzoic acid	ug/L	--	--	--	--	--	--
Benzyl alcohol	ug/L	--	--	--	--	--	--
Biphenyl (1,1-Biphenyl)	ug/L	1 U	1.0 U	--	--	--	--
4-Bromophenyl phenyl ether	ug/L	2 U	2.0 U	--	--	--	--
Butyl benzylphthalate (BBP)	ug/L	1 U	1.0 U	--	--	--	--
Caprolactam	ug/L	5 U	5.0 U	--	--	--	--
Carbazole	ug/L	1 U	1.0 U	--	--	--	--
4-Chloro-3-methylphenol	ug/L	2 U	2.0 U	--	--	--	--
4-Chloroaniline	ug/L	2 U	2.0 U	--	--	--	--
Chlorobenzilate	ug/L	--	--	--	--	--	--
bis(2-Chloroethoxy)methane	ug/L	1 U	1.0 U	--	--	--	--
bis(2-Chloroethyl)ether	ug/L	1 U	1.0 U	--	--	--	--

APPENDIX G.3

GROUNDWATER QUALITY DATA
RFI REPORT
FORMER MANUAL TRANSMISSIONS OF MUNCIE FACILITY
MUNCIE, INDIANA

AOI		*AOI 16*	*AOI 16*	*AOI 16*	*AOI 16*	*AOI 16*	*AOI 16*
Sample Location		*MW-33*	*MW-33*	*MW-33*	*MW-33*	*PW-01*	*PW-01*
Sample Identification		*GW-017330-051006-NH-022*	*GW-017324-111308-NH-016*	*GW-17324-120711-EM-025*	*GW-017324-050214-SM-017*	*PW-01*	*PW-01*
Sample Date		*5/10/2006*	*11/13/2008*	*12/7/2011*	*5/2/2014*	*5/3/1995*	*3/22/1996*
Sample Depth		*-*	*-*	*-*	*-*	*-*	*-*
Sample Depth							
	Units						
2-Chloronaphthalene	ug/L	1 U	1.0 U	--	--	--	--
2-Chlorophenol	ug/L	1 U	1.0 U	--	--	--	--
4-Chlorophenyl phenyl ether	ug/L	2 U	2.0 U	--	--	--	--
Chloroprene	ug/L	--	--	--	--	--	--
Chrysene	ug/L	0.2 U	0.20 U	--	--	--	--
Cresol isomers	ug/L	--	--	--	--	--	--
Diallate	ug/L	--	--	--	--	--	--
Dibenz(a,h)anthracene	ug/L	0.2 U	0.20 U	--	--	--	--
Dibenzofuran	ug/L	1 U	1.0 U	--	--	--	--
Dibromochloromethane	ug/L	--	--	--	--	U	U
Dibromomethane	ug/L	--	--	--	--	--	--
trans-1,4-Dichloro-2-butene	ug/L	--	--	--	--	--	--
3,3'-Dichlorobenzidine	ug/L	5 U	5.0 U	--	--	--	--
2,4-Dichlorophenol	ug/L	2 U	2.0 U	--	--	--	--
2,6-Dichlorophenol	ug/L	--	--	--	--	--	--
Diethyl phthalate	ug/L	1 U	1.0 U	--	--	--	--
Dimethoate	ug/L	--	--	--	--	--	--
Dimethyl phthalate	ug/L	1 U	1.0 U	--	--	--	--
p-Dimethylaminoazobenzene A	ug/L	--	--	--	--	--	--
7,12-Dimethylbenz(a)anthracene	ug/L	--	--	--	--	--	--
3,3-Dimethylbenzidine	ug/L	--	--	--	--	--	--
a,a-Dimethylphenethylamine	ug/L	--	--	--	--	--	--
2,4-Dimethylphenol	ug/L	2 U	2.0 U	--	--	--	--
Di-n-butylphthalate (DBP)	ug/L	1 U	1.0 U	--	--	--	--
4,6-Dinitro-2-methylphenol	ug/L	5 U	5.0 U	--	--	--	--
Dinitrobenzene, NOS	ug/L	--	--	--	--	--	--
2,4-Dinitrophenol	ug/L	5 U	5.0 U	--	--	--	--
2,4-Dinitrotoluene	ug/L	5 U	5.0 U	--	--	--	--
2,6-Dinitrotoluene	ug/L	5 U	5.0 U	--	--	--	--
Di-n-octyl phthalate (DnOP)	ug/L	1 U	1.0 U	--	--	--	--
1,4-Dioxane	ug/L	--	--	--	--	--	--
Diphenylamine	ug/L	--	--	--	--	--	--
1,2-Diphenylhydrazine	ug/L	--	--	--	--	--	--
Disulfoton	ug/L	--	--	--	--	--	--

APPENDIX G.3

GROUNDWATER QUALITY DATA
RFI REPORT
FORMER MANUAL TRANSMISSIONS OF MUNCIE FACILITY
MUNCIE, INDIANA

AOI		*AOI 16*	*AOI 16*	*AOI 16*	*AOI 16*	*AOI 16*	*AOI 16*
Sample Location		*MW-33*	*MW-33*	*MW-33*	*MW-33*	*PW-01*	*PW-01*
Sample Identification		*GW-017330-051006-NH-022*	*GW-017324-111308-NH-016*	*GW-17324-120711-EM-025*	*GW-017324-050214-SM-017*	*PW-01*	*PW-01*
Sample Date		*5/10/2006*	*11/13/2008*	*12/7/2011*	*5/2/2014*	*5/3/1995*	*3/22/1996*
Sample Depth		*-*	*-*	*-*	*-*	*-*	*-*
Sample Depth							
	Units						
SVOCs (Continued)							
Ethyl methacrylate	ug/L	--	--	--	--	--	--
Ethyl methanesulfonate	ug/L	--	--	--	--	--	--
bis(2-Ethylhexyl)phthalate (DEHP)	ug/L	1 U	2.0 U	--	--	--	--
Famphur	ug/L	--	--	--	--	--	--
Fluoranthene	ug/L	0.2 U	0.20 U	--	--	--	--
Fluorene	ug/L	0.2 U	0.20 U	--	--	--	--
Hexachlorobenzene	ug/L	0.2 U	0.20 U	--	--	--	--
Hexachlorobutadiene	ug/L	1 U	1.0 U	--	--	--	--
Hexachlorocyclopentadiene	ug/L	10 U	10 U	--	--	--	--
Hexachloroethane	ug/L	1 U	1.0 U	--	--	--	--
Hexachlorophene A	ug/L	--	--	--	--	--	--
Hexachloropropene	ug/L	--	--	--	--	--	--
Indeno(1,2,3-cd)pyrene	ug/L	0.2 U	0.20 U	--	--	--	--
Iodomethane	ug/L	--	--	--	--	--	--
Isodrin	ug/L	--	--	--	--	--	--
Isophorone	ug/L	1 U	1.0 U	--	--	--	--
Isosafrole	ug/L	--	--	--	--	--	--
Kepone	ug/L	--	--	--	--	--	--
Methapyrilene	ug/L	--	--	--	--	--	--
Methyl acrylonitrile	ug/L	--	--	--	--	--	--
Methyl methacrylate	ug/L	--	--	--	--	--	--
Methyl methanesulfonate	ug/L	--	--	--	--	--	--
Methyl parathion	ug/L	--	--	--	--	--	--
3-Methylcholanthrene	ug/L	--	--	--	--	--	--
2-Methylnaphthalene	ug/L	0.2 U	0.20 U	--	--	--	--
2-Methylphenol	ug/L	1 U	1.0 U	--	--	--	--
3&4-Methylphenol	ug/L	--	--	--	--	--	--
4-Methylphenol	ug/L	1 U	1.0 U	--	--	--	--
Naphthalene	ug/L	0.2 U	0.20 U	--	--	--	--
1,4-Naphthoquinone	ug/L	--	--	--	--	--	--
1-Naphthylamine	ug/L	--	--	--	--	--	--
2-Naphthylamine	ug/L	--	--	--	--	--	--
2-Nitroaniline	ug/L	2 U	2.0 U	--	--	--	--
3-Nitroaniline	ug/L	2 U	2.0 U	--	--	--	--
4-Nitroaniline	ug/L	2 U	2.0 U	--	--	--	--
Nitrobenzene	ug/L	1 U	1.0 U	--	--	--	--
2-Nitrophenol	ug/L	2 U	2.0 U	--	--	--	--
4-Nitrophenol	ug/L	5 U	5.0 U	--	--	--	--
4-Nitroquinoline-N-oxide	ug/L	--	--	--	--	--	--
N-Nitrosodi-n-butylamine	ug/L	--	--	--	--	--	--
N-Nitrosodi-n-propylamine	ug/L	1 U	1.0 U	--	--	--	--
N-Nitrosodiphenylamine	ug/L	1 U	1.0 U	--	--	--	--
N-Nitrosodiethylamine	ug/L	--	--	--	--	--	--
N-Nitrosodimethylamine	ug/L	--	--	--	--	--	--
N-Nitrosomethylethylamine	ug/L	--	--	--	--	--	--

APPENDIX G.3

GROUNDWATER QUALITY DATA
RFI REPORT
FORMER MANUAL TRANSMISSIONS OF MUNCIE FACILITY
MUNCIE, INDIANA

AOI		*AOI 16*	*AOI 16*	*AOI 16*	*AOI 16*	*AOI 16*	*AOI 16*
Sample Location		*MW-33*	*MW-33*	*MW-33*	*MW-33*	*PW-01*	*PW-01*
Sample Identification		*GW-017330-051006-NH-022*	*GW-017324-111308-NH-016*	*GW-17324-120711-EM-025*	*GW-017324-050214-SM-017*	*PW-01*	*PW-01*
Sample Date		*5/10/2006*	*11/13/2008*	*12/7/2011*	*5/2/2014*	*5/3/1995*	*3/22/1996*
Sample Depth		*-*	*-*	*-*	*-*	*-*	*-*
Sample Depth							
	Units						
SVOCs (Continued)							
N-Nitrosomorpholine	ug/L	--	--	--	--	--	--
N-Nitrosopiperidine	ug/L	--	--	--	--	--	--
N-Nitrosopyrrolidine	ug/L	--	--	--	--	--	--
2,2'-Oxybis(1-chloropropane) (bis(2-Chloroisopropyl) ether)	ug/L	1 U	1.0 U	--	--	--	--
Pentachlorobenzene	ug/L	--	--	--	--	--	--
Pentachloroethane	ug/L	--	--	--	--	--	--
Pentachloronitrobenzene	ug/L	--	--	--	--	--	--
Pentachlorophenol	ug/L	5 U	5.0 U	--	--	--	--
Phenacetin	ug/L	--	--	--	--	--	--
Phenanthrene	ug/L	0.2 U	0.20 U	--	--	--	--
Phenol	ug/L	1 U	1.0 U	--	--	--	--
p-Phenylenediamine	ug/L	--	--	--	--	--	--
Phorate	ug/L	--	--	--	--	--	--
2-Picoline	ug/L	--	--	--	--	--	--
Pronamide	ug/L	--	--	--	--	--	--
Propionitrile (ethyl cyanide)	ug/L	--	--	--	--	--	--
Pyrene	ug/L	0.2 U	0.20 U	--	--	--	--
Pyridine	ug/L	--	--	--	--	--	--
Safrole	ug/L	--	--	--	--	--	--
1,2,4,5-Tetrachlorobenzene	ug/L	--	--	--	--	--	--
1,1,1,2-Tetrachloroethane	ug/L	--	--	--	--	--	--
2,3,4,6-Tetrachlorophenol	ug/L	--	--	--	--	--	--
Thionazin (O,O-diethyl-O-2-pyrazinyl phosphorothioate)	ug/L	--	--	--	--	--	--
o-Toluidine A	ug/L	--	--	--	--	--	--
5-Nitro-2-toluidine	ug/L	--	--	--	--	--	--
2,4,5-Trichlorophenol	ug/L	5 U	5.0 U	--	--	--	--
2,4,6-Trichlorophenol	ug/L	5 U	5.0 U	--	--	--	--
1,2,3-Trichloropropane	ug/L	--	--	--	--	--	--
0,0,0-Triethylphosphorothioate	ug/L	--	--	--	--	--	--
1,3,5-Trinitrobenzene	ug/L	--	--	--	--	--	--
PCBs							
Aroclor-1016 (PCB-1016)	ug/L	--	--	--	--	--	--
Aroclor-1221 (PCB-1221)	ug/L	--	--	--	--	--	--
Aroclor-1232 (PCB-1232)	ug/L	--	--	--	--	--	--
Aroclor-1242 (PCB-1242)	ug/L	--	--	--	--	--	--
Aroclor-1248 (PCB-1248)	ug/L	--	--	--	--	--	--
Aroclor-1254 (PCB-1254)	ug/L	--	--	--	--	--	--
Aroclor-1260 (PCB-1260)	ug/L	--	--	--	--	--	--
Total PCBs	ug/L	--	--	--	--	--	--
Total Petroleum Hydrocarbons (TPH)							
Total Petroleum Hydrocarbons - Purgeable (GRO)	ug/L	--	--	--	--	--	--

APPENDIX G.3

GROUNDWATER QUALITY DATA
RFI REPORT
FORMER MANUAL TRANSMISSIONS OF MUNCIE FACILITY
MUNCIE, INDIANA

AOI		*AOI 16*	*AOI 16*	*AOI 16*	*AOI 16*	*AOI 16*	*AOI 16*
Sample Location		*MW-33*	*MW-33*	*MW-33*	*MW-33*	*PW-01*	*PW-01*
Sample Identification		*GW-017330-051006-NH-022*	*GW-017324-111308-NH-016*	*GW-17324-120711-EM-025*	*GW-017324-050214-SM-017*	*PW-01*	*PW-01*
Sample Date		*5/10/2006*	*11/13/2008*	*12/7/2011*	*5/2/2014*	*5/3/1995*	*3/22/1996*
Sample Depth		*-*	*-*	*-*	*-*	*-*	*-*
Sample Depth							
	Units						
Metals							
Aluminum	ug/L	--	--	--	--	--	--
Antimony	ug/L	--	--	--	--	--	--
Arsenic	ug/L	10 U	10.0 U	--	--	--	--
Arsenic (dissolved)	ug/L	10 U	10.0 U	--	--	--	--
Barium	ug/L	73.4 J	200 U	--	--	--	--
Barium (dissolved)	ug/L	76.4 J	200 U	--	--	--	--
Beryllium	ug/L	--	--	--	--	--	--
Cadmium	ug/L	1.5 J	5.0 U	--	--	--	--
Cadmium (dissolved)	ug/L	1.7 J	5.0 U	--	--	--	--
Calcium	ug/L	--	--	--	--	--	--
Calcium (dissolved)	ug/L	--	--	--	--	--	--
Chromium	ug/L	10 U	10.0 U	--	--	--	--
Chromium (dissolved)	ug/L	10 U	10.0 U	--	--	--	--
Cobalt	ug/L	--	--	--	--	--	--
Copper	ug/L	--	--	--	--	--	--
Copper (dissolved)	ug/L	--	--	--	--	--	--
Iron	ug/L	--	--	--	--	--	--
Iron (dissolved)	ug/L	--	--	--	--	--	--
Lead	ug/L	2 J	3.0 U	--	--	--	--
Lead (dissolved)	ug/L	2.6 J	3.0 U	--	--	--	--
Magnesium	ug/L	--	--	--	--	--	--
Magnesium (dissolved)	ug/L	--	--	--	--	--	--
Manganese	ug/L	--	--	--	--	--	--
Manganese (dissolved)	ug/L	--	--	--	230	--	--
Mercury	ug/L	0.2 U	0.20 U	--	--	--	--
Mercury (dissolved)	ug/L	0.2 U	0.20 U	--	--	--	--
Nickel	ug/L	--	--	--	--	--	--
Nickel (dissolved)	ug/L	--	--	--	--	--	--
Potassium	ug/L	--	--	--	--	--	--
Selenium	ug/L	5 U	5.0 U	--	--	--	--
Selenium (dissolved)	ug/L	5 U	5.0 U	--	--	--	--
Silver	ug/L	10 U	10.0 U	--	--	--	--
Silver (dissolved)	ug/L	10 U	10.0 U	--	--	--	--
Sodium	ug/L	--	--	--	--	--	--
Thallium	ug/L	--	--	--	--	--	--
Vanadium	ug/L	--	--	--	--	--	--
Zinc	ug/L	--	--	--	--	--	--
Zinc (dissolved)	ug/L	--	--	--	--	--	--

APPENDIX G.3

GROUNDWATER QUALITY DATA
RFI REPORT
FORMER MANUAL TRANSMISSIONS OF MUNCIE FACILITY
MUNCIE, INDIANA

AOI		***AOI 16***	***AOI 16***	***AOI 16***	***AOI 16***	***AOI 16***	***AOI 16***
Sample Location		***MW-33***	***MW-33***	***MW-33***	***MW-33***	***PW-01***	***PW-01***
Sample Identification		***GW-017330-051006-NH-022***	***GW-017324-111308-NH-016***	***GW-17324-120711-EM-025***	***GW-017324-050214-SM-017***	***PW-01***	***PW-01***
Sample Date		***5/10/2006***	***11/13/2008***	***12/7/2011***	***5/2/2014***	***5/3/1995***	***3/22/1996***
Sample Depth		***-***	***-***	***-***	***-***	***-***	***-***
Sample Depth							
	Units						
Gas							
Ethane	ug/L	--	--	--	0.50 U	--	--
Ethene	ug/L	--	--	--	1.0	--	--
Methane	ug/L	--	--	--	11	--	--
General Chemistry							
Alkalinity, bicarbonate	ug/L	--	--	--	310000	--	--
Alkalinity, carbonate	ug/L	--	--	--	5000 U	--	--
Bicarbonate (as CaCO3)	ug/L	--	--	--	--	--	--
Chloride	ug/L	--	--	--	33000	--	--
Dissolved organic carbon (DOC)	ug/L	--	--	--	3500	--	--
Hardness	ug/L	--	--	--	--	--	--
Hardness, carbonate	ug/L	--	--	--	380000	--	--
Nitrate (as N)	ug/L	--	--	--	74 J	--	--
Nitrite (as N)	ug/L	--	--	--	100 U	--	--
pH	s.u.	--	--	--	--	--	--
Sulfate	ug/L	--	--	--	140000	--	--
Sulfide	ug/L	--	--	--	1000 U	--	--
Total dissolved solids (TDS)	ug/L	--	--	--	--	--	--
Total organic carbon (TOC)	ug/L	--	--	--	3200	--	--

Notes

ug/L - Micrograms per litre
"-" - No value
U - Not detected at the associated reporting limit
J - Estimated concentration
UJ - Not detected; associated reporting limit is estimated
R - Rejected
s.u. - Standard units
nc - No criteria
ND - Non Detect (calculation)
BOLD[abc] Concentration exceeds associated screening level
IDEM Appendix A: Screening Levels Remedation Closure Guide - March 25, 2014
a - Exceeds IDEM residential tap screening levels
b - Exceeds IDEM residential vapor exposure screening levels
c - Exceeds IDEM commercial/industrial vapor screening levels

APPENDIX G.3

GROUNDWATER QUALITY DATA
RFI REPORT
FORMER MANUAL TRANSMISSIONS OF MUNCIE FACILITY
MUNCIE, INDIANA

AOI		*AOI 16*	*AOI 16*	*AOI 16*	*AOI 16*	*AOI 16*	*AOI 16*
Sample Location		*PW-01*	*PW-01*	*PW-01*	*PW-01*	*PW-01*	*PW-01*
Sample Identification		*PW-01*	*GW-17330-101002-EH-036*	*GW-072304-MR-037*	*GW-017330-042705-TP-015*	*GW-017330-050906-PK-012*	*GW-017324-111208-NH-012*
Sample Date		*10/1/1998*	*10/10/2002*	*7/23/2004*	*4/27/2005*	*5/9/2006*	*11/12/2008*
Sample Depth		-	-	-	-	-	-
Sample Depth							
	Units						
Volatile Organic Compounds (VOCs)							
Acetone	ug/L	U	62 UJ	40 U	25 UJ	17 U	33 U
Benzene	ug/L	U	2.5 U	4.0 U	2.5 U	1.7 U	3.3 U
Bromodichloromethane	ug/L	U	2.5 U	4.0 U	2.5 U	1.7 U	3.3 U
Bromoform	ug/L	--	2.5 U	4.0 U	2.5 U	1.7 U	3.3 U
Bromomethane (Methyl bromide)	ug/L	--	2.5 U	4.0 U	2.5 U	1.7 U	3.3 U
2-Butanone (Methyl ethyl ketone) (MEK)	ug/L	U	62 UJ	40 U	25 UJ	17 UJ	33 U
Carbon disulfide	ug/L	--	12 U	4.0 U	2.5 U	1.7 U	3.3 U
Carbon tetrachloride	ug/L	--	2.5 U	4.0 U	2.5 U	1.7 U	3.3 U
Chlorobenzene	ug/L	U	2.5 U	4.0 U	2.5 U	1.7 U	3.3 U
Chloroethane	ug/L	U	2.5 U	4.0 U	2.5 U	1.7 U	3.3 U
2-Chloroethyl vinyl ether	ug/L	U	--	--	--	--	--
Chloroform (Trichloromethane)	ug/L	U	2.5 U	4.0 U	2.5 U	1.7 U	3.3 U
Chloromethane (Methyl chloride)	ug/L	U	2.5 U	4.0 U	2.5 U	1.7 U	3.3 U
Cyclohexane	ug/L	--	2.5 U	4.0 U	2.5 U	--	3.3 U
1,2-Dibromo-3-chloropropane (DBCP)	ug/L	--	2.5 U	8.0 U	5.0 UJ	--	6.7 U
Dibromochloromethane	ug/L	--	2.5 U	4.0 U	2.5 U	1.7 U	3.3 U
1,2-Dibromoethane (Ethylene dibromide)	ug/L	--	2.5 U	4.0 U	2.5 U	--	3.3 U
1,2-Dichlorobenzene	ug/L	--	2.5 U	4.0 U	2.5 U	--	3.3 U
1,3-Dichlorobenzene	ug/L	--	2.5 U	4.0 U	2.5 U	--	3.3 U
1,4-Dichlorobenzene	ug/L	--	2.5 U	4.0 U	2.5 U	--	3.3 U
Dichlorodifluoromethane (CFC-12)	ug/L	--	2.5 U	4.0 U	2.5 U	--	3.3 U
1,1-Dichloroethane	ug/L	U	2.5 U	4.0 U	2.5 U	1.7 U	3.3 U
1,2-Dichloroethane	ug/L	U	2.5 U	4.0 U	2.5 U	1.7 U	3.3 U
1,2-Dichloroethene (total)	ug/L	U	--	--	--	--	--
1,1-Dichloroethene	ug/L	U	2.5 U	4.0 U	2.5 U	1.7 U	3.3 U
cis-1,2-Dichloroethene	ug/L	49	34	30	39	52	44
trans-1,2-Dichloroethene	ug/L	70	48	42	55	47	85
1,2-Dichloropropane	ug/L	--	2.5 U	4.0 U	2.5 U	1.7 U	3.3 U
cis-1,3-Dichloropropene	ug/L	--	2.5 U	4.0 U	2.5 U	1.7 U	3.3 U
trans-1,3-Dichloropropene	ug/L	--	2.5 U	4.0 U	2.5 U	1.7 U	3.3 U
Ethylbenzene	ug/L	U	2.5 U	4.0 U	2.5 U	1.7 U	3.3 U
2-Hexanone	ug/L	U	120 UJ	40 U	25 UJ	17 UJ	33 U
Isopropyl benzene	ug/L	--	12 U	4.0 U	2.5 U	--	3.3 U
Methyl acetate	ug/L	--	25 U	40 U	25 UJ	--	33 U
Methyl cyclohexane	ug/L	--	2.5 U	4.0 U	2.5 U	--	3.3 U
Methyl tert butyl ether (MTBE)	ug/L	--	12 U	20 U	12 UJ	--	17 U
4-Methyl-2-pentanone (Methyl isobutyl ketone) (MIBK)	ug/L	--	120 U	40 U	25 UJ	17 UJ	33 U
Methylene chloride	ug/L	**7.5 J[a]**	12 U	4.0 U	2.5 U	1.7 UJ	3.3 U
Styrene	ug/L	--	2.5 U	4.0 U	2.5 U	1.7 U	3.3 U
VOCs (Continued)							

APPENDIX G.3

GROUNDWATER QUALITY DATA
RFI REPORT
FORMER MANUAL TRANSMISSIONS OF MUNCIE FACILITY
MUNCIE, INDIANA

AOI		*AOI 16*	*AOI 16*	*AOI 16*	*AOI 16*	*AOI 16*	*AOI 16*
Sample Location		*PW-01*	*PW-01*	*PW-01*	*PW-01*	*PW-01*	*PW-01*
Sample Identification		*PW-01*	*GW-17330-101002-EH-036*	*GW-072304-MR-037*	*GW-017330-042705-TP-015*	*GW-017330-050906-PK-012*	*GW-017324-111208-NH-012*
Sample Date		*10/1/1998*	*10/10/2002*	*7/23/2004*	*4/27/2005*	*5/9/2006*	*11/12/2008*
Sample Depth		-	-	-	-	-	-
Sample Depth							
	Units						
1,1,2,2-Tetrachloroethane	ug/L	--	2.5 U	4.0 U	2.5 U	1.7 U	3.3 U
Tetrachloroethene	ug/L	U	2.5 U	**96**[a]	2.5 U	1.7 U	3.3 U
Toluene	ug/L	U	2.5 U	4.0 U	2.5 U	1.7 U	3.3 U
1,2,4-Trichlorobenzene	ug/L	--	12 U	4.0 U	2.5 U	--	3.3 U
1,1,1-Trichloroethane	ug/L	U	2.5 U	4.0 U	2.5 U	1.7 U	3.3 U
1,1,2-Trichloroethane	ug/L	--	2.5 U	4.0 U	2.5 U	1.7 U	3.3 U
Trichloroethene	ug/L	**170**[abc]	**89**[abc]	**64**[abc]	**76**[abc]	**44**[abc]	**97**[abc]
Trichlorofluoromethane (CFC-11)	ug/L	--	2.5 U	4.0 U	2.5 U	--	3.3 U
Trifluorotrichloroethane (Freon 113)	ug/L	--	2.5 U	4.0 U	2.5 U	--	3.3 U
Vinyl acetate	ug/L	--	--	--	--	--	--
Vinyl chloride	ug/L	U	2.5 U	4.0 U	0.80 J	0.65 J	3.3 U
Xylenes (total)	ug/L	U	7.5 U	8.0 U	5.0 U	3.3 U	6.7 U
Semi-Volatile Organic Compounds (SVOCs)							
Acenaphthene	ug/L	--	--	0.50 U	0.50 U	0.2 U	0.20 U
Acenaphthylene	ug/L	--	--	0.50 U	2.0 U	0.2 U	0.20 U
Acetonitrile	ug/L	--	--	--	--	--	--
Acetophenone	ug/L	--	--	--	--	1 U	1.0 U
2-Acetylaminofluorene	ug/L	--	--	--	--	--	--
Acrolein	ug/L	--	--	--	--	--	--
Acrylonitrile	ug/L	--	--	--	--	--	--
Allyl chloride	ug/L	--	--	--	--	--	--
4-Aminobiphenyl	ug/L	--	--	--	--	--	--
Aniline	ug/L	--	--	--	--	--	--
Anthracene	ug/L	--	--	0.10 U	0.10 U	0.2 U	0.20 U
Aramite	ug/L	--	--	--	--	--	--
Atrazine	ug/L	--	--	--	--	1 U	1.0 U
Benzaldehyde	ug/L	--	--	--	--	1 U	1.0 U
Benzidine	ug/L	--	--	--	--	--	--
Benzo(a)anthracene	ug/L	--	--	0.10 U	0.10 U	0.2 U	0.20 U
Benzo(a)pyrene	ug/L	--	--	0.10 U	0.10 U	0.2 U	0.20 U
Benzo(b)fluoranthene	ug/L	--	--	0.10 U	0.10 U	0.2 U	0.20 U
Benzo(g,h,i)perylene	ug/L	--	--	0.10 U	0.10 UJ	0.2 U	0.20 U
Benzo(k)fluoranthene	ug/L	--	--	0.10 U	0.10 U	0.2 U	0.20 U
Benzoic acid	ug/L	--	--	--	--	--	--
Benzyl alcohol	ug/L	--	--	--	--	--	--
Biphenyl (1,1-Biphenyl)	ug/L	--	--	--	--	1 U	1.0 U
4-Bromophenyl phenyl ether	ug/L	--	--	--	--	2 U	2.0 U
Butyl benzylphthalate (BBP)	ug/L	--	--	--	--	1 U	1.0 U
Caprolactam	ug/L	--	--	--	--	5 U	5.0 U
Carbazole	ug/L	--	--	--	--	1 U	1.0 U
4-Chloro-3-methylphenol	ug/L	--	--	--	--	2 U	2.0 U
4-Chloroaniline	ug/L	--	--	--	--	2 U	2.0 U
Chlorobenzilate	ug/L	--	--	--	--	--	--
bis(2-Chloroethoxy)methane	ug/L	--	--	--	--	1 U	1.0 U
bis(2-Chloroethyl)ether	ug/L	--	--	--	--	1 U	1.0 U

APPENDIX G.3

GROUNDWATER QUALITY DATA
RFI REPORT
FORMER MANUAL TRANSMISSIONS OF MUNCIE FACILITY
MUNCIE, INDIANA

AOI		*AOI 16*	*AOI 16*	*AOI 16*	*AOI 16*	*AOI 16*	*AOI 16*
Sample Location		*PW-01*	*PW-01*	*PW-01*	*PW-01*	*PW-01*	*PW-01*
Sample Identification		*PW-01*	*GW-17330-101002-EH-036*	*GW-072304-MR-037*	*GW-017330-042705-TP-015*	*GW-017330-050906-PK-012*	*GW-017324-111208-NH-012*
Sample Date		*10/1/1998*	*10/10/2002*	*7/23/2004*	*4/27/2005*	*5/9/2006*	*11/12/2008*
Sample Depth		*-*	*-*	*-*	*-*	*-*	*-*
Sample Depth							
	Units						
2-Chloronaphthalene	ug/L	--	--	--	--	1 U	1.0 U
2-Chlorophenol	ug/L	--	--	--	--	1 U	1.0 U
4-Chlorophenyl phenyl ether	ug/L	--	--	--	--	2 U	2.0 U
Chloroprene	ug/L	--	--	--	--	--	--
Chrysene	ug/L	--	--	0.10 U	0.10 U	0.2 U	0.20 U
Cresol isomers	ug/L	--	--	--	--	--	--
Diallate	ug/L	--	--	--	--	--	--
Dibenz(a,h)anthracene	ug/L	--	--	0.10 U	0.10 U	0.2 U	0.20 U
Dibenzofuran	ug/L	--	--	--	--	1 U	1.0 U
Dibromochloromethane	ug/L	U	--	--	--	--	--
Dibromomethane	ug/L	--	--	--	--	--	--
trans-1,4-Dichloro-2-butene	ug/L	--	--	--	--	--	--
3,3'-Dichlorobenzidine	ug/L	--	--	--	--	5 U	5.0 U
2,4-Dichlorophenol	ug/L	--	--	--	--	2 U	2.0 U
2,6-Dichlorophenol	ug/L	--	--	--	--	--	--
Diethyl phthalate	ug/L	--	--	--	--	1 U	1.0 U
Dimethoate	ug/L	--	--	--	--	--	--
Dimethyl phthalate	ug/L	--	--	--	--	1 U	1.0 U
p-Dimethylaminoazobenzene A	ug/L	--	--	--	--	--	--
7,12-Dimethylbenz(a)anthracene	ug/L	--	--	--	--	--	--
3,3-Dimethylbenzidine	ug/L	--	--	--	--	--	--
a,a-Dimethylphenethylamine	ug/L	--	--	--	--	--	--
2,4-Dimethylphenol	ug/L	--	--	--	--	2 U	2.0 U
Di-n-butylphthalate (DBP)	ug/L	--	--	--	--	1 U	1.0 U
4,6-Dinitro-2-methylphenol	ug/L	--	--	--	--	5 U	5.0 U
Dinitrobenzene, NOS	ug/L	--	--	--	--	--	--
2,4-Dinitrophenol	ug/L	--	--	--	--	5 UJ	5.0 U
2,4-Dinitrotoluene	ug/L	--	--	--	--	5 U	5.0 U
2,6-Dinitrotoluene	ug/L	--	--	--	--	5 U	5.0 U
Di-n-octyl phthalate (DnOP)	ug/L	--	--	--	--	0.69 J	1.0 U
1,4-Dioxane	ug/L	--	--	--	--	--	--
Diphenylamine	ug/L	--	--	--	--	--	--
1,2-Diphenylhydrazine	ug/L	--	--	--	--	--	--
Disulfoton	ug/L	--	--	--	--	--	--

APPENDIX G.3

GROUNDWATER QUALITY DATA
RFI REPORT
FORMER MANUAL TRANSMISSIONS OF MUNCIE FACILITY
MUNCIE, INDIANA

AOI		*AOI 16*	*AOI 16*	*AOI 16*	*AOI 16*	*AOI 16*	*AOI 16*
Sample Location		*PW-01*	*PW-01*	*PW-01*	*PW-01*	*PW-01*	*PW-01*
Sample Identification		*PW-01*	*GW-17330-101002-EH-036*	*GW-072304-MR-037*	*GW-017330-042705-TP-015*	*GW-017330-050906-PK-012*	*GW-017324-111208-NH-012*
Sample Date		*10/1/1998*	*10/10/2002*	*7/23/2004*	*4/27/2005*	*5/9/2006*	*11/12/2008*
Sample Depth		*-*	*-*	*-*	*-*	*-*	*-*
Sample Depth							
	Units						
SVOCs (Continued)							
Ethyl methacrylate	ug/L	--	--	--	--	--	--
Ethyl methanesulfonate	ug/L	--	--	--	--	--	--
bis(2-Ethylhexyl)phthalate (DEHP)	ug/L	--	--	--	--	3.5 U	2.0 U
Famphur	ug/L	--	--	--	--	--	--
Fluoranthene	ug/L	--	--	0.10 U	0.10 UJ	0.2 U	0.20 U
Fluorene	ug/L	--	--	0.10 U	0.10 U	0.2 U	0.20 U
Hexachlorobenzene	ug/L	--	--	--	--	0.2 U	0.20 U
Hexachlorobutadiene	ug/L	--	--	--	--	1 U	1.0 U
Hexachlorocyclopentadiene	ug/L	--	--	--	--	10 U	10 U
Hexachloroethane	ug/L	--	--	--	--	1 U	1.0 U
Hexachlorophene A	ug/L	--	--	--	--	--	--
Hexachloropropene	ug/L	--	--	--	--	--	--
Indeno(1,2,3-cd)pyrene	ug/L	--	--	0.10 U	0.10 UJ	0.2 U	0.20 U
Iodomethane	ug/L	--	--	--	--	--	--
Isodrin	ug/L	--	--	--	--	--	--
Isophorone	ug/L	--	--	--	--	1 U	1.0 U
Isosafrole	ug/L	--	--	--	--	--	--
Kepone	ug/L	--	--	--	--	--	--
Methapyrilene	ug/L	--	--	--	--	--	--
Methyl acrylonitrile	ug/L	--	--	--	--	--	--
Methyl methacrylate	ug/L	--	--	--	--	--	--
Methyl methanesulfonate	ug/L	--	--	--	--	--	--
Methyl parathion	ug/L	--	--	--	--	--	--
3-Methylcholanthrene	ug/L	--	--	--	--	--	--
2-Methylnaphthalene	ug/L	--	--	--	--	0.2 U	0.20 U
2-Methylphenol	ug/L	--	--	--	--	1 U	1.0 U
3&4-Methylphenol	ug/L	--	--	--	--	--	--
4-Methylphenol	ug/L	--	--	--	--	1 U	1.0 U
Naphthalene	ug/L	--	--	1.0 U	1.0 U	0.2 U	0.20 U
1,4-Naphthoquinone	ug/L	--	--	--	--	--	--
1-Naphthylamine	ug/L	--	--	--	--	--	--
2-Naphthylamine	ug/L	--	--	--	--	--	--
2-Nitroaniline	ug/L	--	--	--	--	2 U	2.0 U
3-Nitroaniline	ug/L	--	--	--	--	2 U	2.0 U
4-Nitroaniline	ug/L	--	--	--	--	2 U	2.0 U
Nitrobenzene	ug/L	--	--	--	--	1 U	1.0 U
2-Nitrophenol	ug/L	--	--	--	--	2 U	2.0 U
4-Nitrophenol	ug/L	--	--	--	--	5 U	5.0 U
4-Nitroquinoline-N-oxide	ug/L	--	--	--	--	--	--
N-Nitrosodi-n-butylamine	ug/L	--	--	--	--	--	--
N-Nitrosodi-n-propylamine	ug/L	--	--	--	--	1 U	1.0 U
N-Nitrosodiphenylamine	ug/L	--	--	--	--	1 U	1.0 U
N-Nitrosodiethylamine	ug/L	--	--	--	--	--	--
N-Nitrosodimethylamine	ug/L	--	--	--	--	--	--
N-Nitrosomethylethylamine	ug/L	--	--	--	--	--	--

APPENDIX G.3

GROUNDWATER QUALITY DATA
RFI REPORT
FORMER MANUAL TRANSMISSIONS OF MUNCIE FACILITY
MUNCIE, INDIANA

AOI		*AOI 16*	*AOI 16*	*AOI 16*	*AOI 16*	*AOI 16*	*AOI 16*
Sample Location		*PW-01*	*PW-01*	*PW-01*	*PW-01*	*PW-01*	*PW-01*
Sample Identification		*PW-01*	*GW-17330-101002-EH-036*	*GW-072304-MR-037*	*GW-017330-042705-TP-015*	*GW-017330-050906-PK-012*	*GW-017324-111208-NH-012*
Sample Date		*10/1/1998*	*10/10/2002*	*7/23/2004*	*4/27/2005*	*5/9/2006*	*11/12/2008*
Sample Depth		*-*	*-*	*-*	*-*	*-*	*-*
Sample Depth							
	Units						
SVOCs (Continued)							
N-Nitrosomorpholine	ug/L	--	--	--	--	--	--
N-Nitrosopiperidine	ug/L	--	--	--	--	--	--
N-Nitrosopyrrolidine	ug/L	--	--	--	--	--	--
2,2'-Oxybis(1-chloropropane) (bis(2-Chloroisopropyl) ether)	ug/L	--	--	--	--	1 U	1.0 U
Pentachlorobenzene	ug/L	--	--	--	--	--	--
Pentachloroethane	ug/L	--	--	--	--	--	--
Pentachloronitrobenzene	ug/L	--	--	--	--	--	--
Pentachlorophenol	ug/L	--	--	--	--	5 U	5.0 U
Phenacetin	ug/L	--	--	--	--	--	--
Phenanthrene	ug/L	--	--	0.10 U	0.10 U	0.2 U	0.20 U
Phenol	ug/L	--	--	--	--	1 U	1.0 U
p-Phenylenediamine	ug/L	--	--	--	--	--	--
Phorate	ug/L	--	--	--	--	--	--
2-Picoline	ug/L	--	--	--	--	--	--
Pronamide	ug/L	--	--	--	--	--	--
Propionitrile (ethyl cyanide)	ug/L	--	--	--	--	--	--
Pyrene	ug/L	--	--	0.10 U	0.10 U	0.2 U	0.20 U
Pyridine	ug/L	--	--	--	--	--	--
Safrole	ug/L	--	--	--	--	--	--
1,2,4,5-Tetrachlorobenzene	ug/L	--	--	--	--	--	--
1,1,1,2-Tetrachloroethane	ug/L	--	--	--	--	--	--
2,3,4,6-Tetrachlorophenol	ug/L	--	--	--	--	--	--
Thionazin (O,O-diethyl-O-2-pyrazinyl phosphorothioate)	ug/L	--	--	--	--	--	--
o-Toluidine A	ug/L	--	--	--	--	--	--
5-Nitro-2-toluidine	ug/L	--	--	--	--	--	--
2,4,5-Trichlorophenol	ug/L	--	--	--	--	5 U	5.0 U
2,4,6-Trichlorophenol	ug/L	--	--	--	--	5 U	5.0 U
1,2,3-Trichloropropane	ug/L	--	--	--	--	--	--
0,0,0-Triethylphosphorothioate	ug/L	--	--	--	--	--	--
1,3,5-Trinitrobenzene	ug/L	--	--	--	--	--	--
PCBs							
Aroclor-1016 (PCB-1016)	ug/L	--	--	--	--	--	--
Aroclor-1221 (PCB-1221)	ug/L	--	--	--	--	--	--
Aroclor-1232 (PCB-1232)	ug/L	--	--	--	--	--	--
Aroclor-1242 (PCB-1242)	ug/L	--	--	--	--	--	--
Aroclor-1248 (PCB-1248)	ug/L	--	--	--	--	--	--
Aroclor-1254 (PCB-1254)	ug/L	--	--	--	--	--	--
Aroclor-1260 (PCB-1260)	ug/L	--	--	--	--	--	--
Total PCBs	ug/L	--	--	--	--	--	--
Total Petroleum Hydrocarbons (TPH)							
Total Petroleum Hydrocarbons - Purgeable (GRO)	ug/L	--	--	--	--	--	--

APPENDIX G.3

GROUNDWATER QUALITY DATA
RFI REPORT
FORMER MANUAL TRANSMISSIONS OF MUNCIE FACILITY
MUNCIE, INDIANA

AOI		*AOI 16*	*AOI 16*	*AOI 16*	*AOI 16*	*AOI 16*	*AOI 16*
Sample Location		*PW-01*	*PW-01*	*PW-01*	*PW-01*	*PW-01*	*PW-01*
Sample Identification		*PW-01*	*GW-17330-101002-EH-036*	*GW-072304-MR-037*	*GW-017330-042705-TP-015*	*GW-017330-050906-PK-012*	*GW-017324-111208-NH-012*
Sample Date		*10/1/1998*	*10/10/2002*	*7/23/2004*	*4/27/2005*	*5/9/2006*	*11/12/2008*
Sample Depth		*-*	*-*	*-*	*-*	*-*	*-*
Sample Depth							
	Units						
Metals							
Aluminum	ug/L	--	--	--	--	--	--
Antimony	ug/L	--	--	--	--	--	--
Arsenic	ug/L	--	--	**11**[a]	3.6 J	**13.4**[a]	**11.3**[a]
Arsenic (dissolved)	ug/L	--	--	--	--	10 U	10.0 U
Barium	ug/L	--	--	140 J	140 J	151 J	200 U
Barium (dissolved)	ug/L	--	--	--	--	139 J	200 U
Beryllium	ug/L	--	--	--	--	--	--
Cadmium	ug/L	--	--	0.65 J	5 U	5 U	5.0 U
Cadmium (dissolved)	ug/L	--	--	--	--	5 U	5.0 U
Calcium	ug/L	--	--	--	--	--	--
Calcium (dissolved)	ug/L	--	--	--	--	--	--
Chromium	ug/L	--	--	4 J	10 U	10 U	10.0 U
Chromium (dissolved)	ug/L	--	--	--	--	10 U	10.0 U
Cobalt	ug/L	--	--	--	--	--	--
Copper	ug/L	--	--	--	--	--	--
Copper (dissolved)	ug/L	--	--	--	--	--	--
Iron	ug/L	--	--	--	--	--	--
Iron (dissolved)	ug/L	--	--	--	--	--	--
Lead	ug/L	--	--	3 U	3 U	3 U	3.0 U
Lead (dissolved)	ug/L	--	--	--	--	3 U	3.0 U
Magnesium	ug/L	--	--	--	--	--	--
Magnesium (dissolved)	ug/L	--	--	--	--	--	--
Manganese	ug/L	--	--	--	--	--	--
Manganese (dissolved)	ug/L	--	--	--	--	--	--
Mercury	ug/L	--	--	0.2 U	0.2 U	0.2 U	0.20 U
Mercury (dissolved)	ug/L	--	--	--	--	0.2 U	0.20 U
Nickel	ug/L	--	--	--	--	--	--
Nickel (dissolved)	ug/L	--	--	--	--	--	--
Potassium	ug/L	--	--	--	--	--	--
Selenium	ug/L	--	--	5 U	5 U	5 U	5.0 U
Selenium (dissolved)	ug/L	--	--	--	--	5 U	5.0 U
Silver	ug/L	--	--	10 U	10 U	10 U	10.0 U
Silver (dissolved)	ug/L	--	--	--	--	10 U	10.0 U
Sodium	ug/L	--	--	--	--	--	--
Thallium	ug/L	--	--	--	--	--	--
Vanadium	ug/L	--	--	--	--	--	--
Zinc	ug/L	--	--	--	--	--	--
Zinc (dissolved)	ug/L	--	--	--	--	--	--

APPENDIX G.3

GROUNDWATER QUALITY DATA
RFI REPORT
FORMER MANUAL TRANSMISSIONS OF MUNCIE FACILITY
MUNCIE, INDIANA

AOI		***AOI 16***	***AOI 16***	***AOI 16***	***AOI 16***	***AOI 16***	***AOI 16***
Sample Location		***PW-01***	***PW-01***	***PW-01***	***PW-01***	***PW-01***	***PW-01***
Sample Identification		***PW-01***	***GW-17330-101002-EH-036***	***GW-072304-MR-037***	***GW-017330-042705-TP-015***	***GW-017330-050906-PK-012***	***GW-017324-111208-NH-012***
Sample Date		***10/1/1998***	***10/10/2002***	***7/23/2004***	***4/27/2005***	***5/9/2006***	***11/12/2008***
Sample Depth		***-***	***-***	***-***	***-***	***-***	***-***
Sample Depth							
	Units						
Gas							
Ethane	ug/L	--	--	--	--	--	--
Ethene	ug/L	--	--	--	--	--	--
Methane	ug/L	--	--	--	--	--	--
General Chemistry							
Alkalinity, bicarbonate	ug/L	--	--	--	--	--	--
Alkalinity, carbonate	ug/L	--	--	--	--	--	--
Bicarbonate (as CaCO3)	ug/L	--	--	--	--	--	--
Chloride	ug/L	--	--	--	--	--	--
Dissolved organic carbon (DOC)	ug/L	--	--	--	--	--	--
Hardness	ug/L	--	--	--	--	--	--
Hardness, carbonate	ug/L	--	--	--	--	--	--
Nitrate (as N)	ug/L	--	--	--	--	--	--
Nitrite (as N)	ug/L	--	--	--	--	--	--
pH	s.u.	--	--	--	--	--	--
Sulfate	ug/L	--	--	--	--	--	--
Sulfide	ug/L	--	--	--	--	--	--
Total dissolved solids (TDS)	ug/L	--	--	--	--	--	--
Total organic carbon (TOC)	ug/L	--	--	--	--	--	--

Notes

ug/L - Micrograms per litre
"-" - No value
U - Not detected at the associated reporting limit
J - Estimated concentration
UJ - Not detected; associated reporting limit is estimated
R - Rejected
s.u. - Standard units
nc - No criteria
ND - Non Detect (calculation)
BOLD[abc] Concentration exceeds associated screening level
IDEM Appendix A: Screening Levels Remedation Closure Guide - March 25, 2014
a - Exceeds IDEM residential tap screening levels
b - Exceeds IDEM residential vapor exposure screening levels
c - Exceeds IDEM commercial/industrial vapor screening levels

APPENDIX G.3

GROUNDWATER QUALITY DATA
RFI REPORT
FORMER MANUAL TRANSMISSIONS OF MUNCIE FACILITY
MUNCIE, INDIANA

AOI		*AOI 16*	*AOI 16*	*AOI 16*	*AOI 16*	*AOI 16*	*AOI 16*	*AOI 16*	*AOI 16*
Sample Location		*PW-01*	*PW-01*	*PW-02*	*PW-02*	*PW-02*	*PW-02*	*PW-02*	*PW-02*
Sample Identification		*GW-17324-120711-EM-017*	*GW-017324-043014-SM-006*	*PW-02*	*PW-02*	*PW-02*	*PW-02*	*PW-02*	*PW-02*
Sample Date		*12/7/2011*	*4/30/2014*	*5/3/1995*	*3/22/1996*	*7/2/1996*	*10/1/1998*	*10/1/2000*	*3/26/2001*
Sample Depth		-	-	-	-	-	-	-	-
Sample Depth									
	Units								
Volatile Organic Compounds (VOCs)									
Acetone	ug/L	40 U	13 U	U	U	U	U	U	U
Benzene	ug/L	4.0 U	1.3 U	1.1	U	U	U	U	U
Bromodichloromethane	ug/L	4.0 U	1.3 U	U	U	U	U	U	U
Bromoform	ug/L	4.0 U	1.3 U	--	--	--	--	--	--
Bromomethane (Methyl bromide)	ug/L	4.0 U	1.3 U	--	--	--	--	--	--
2-Butanone (Methyl ethyl ketone) (MEK)	ug/L	40 U	13 U	U	U	U	U	U	U
Carbon disulfide	ug/L	4.0 U	1.3 U	--	--	--	--	--	--
Carbon tetrachloride	ug/L	4.0 U	1.3 U	--	--	--	--	--	--
Chlorobenzene	ug/L	4.0 U	1.3 U	U	U	U	U	U	U
Chloroethane	ug/L	4.0 U	1.3 U	U	U	U	U	U	U
2-Chloroethyl vinyl ether	ug/L	--	--	U	U	U	U	U	U
Chloroform (Trichloromethane)	ug/L	4.0 U	1.3 U	U	U	U	U	U	U
Chloromethane (Methyl chloride)	ug/L	4.0 U	1.3 U	U	U	U	U	U	U
Cyclohexane	ug/L	4.0 U	1.3 U	--	--	--	--	--	--
1,2-Dibromo-3-chloropropane (DBCP)	ug/L	8.0 U	2.7 U	--	--	--	--	--	--
Dibromochloromethane	ug/L	4.0 U	1.3 U	--	--	--	--	--	--
1,2-Dibromoethane (Ethylene dibromide)	ug/L	4.0 U	1.3 U	--	--	--	--	--	--
1,2-Dichlorobenzene	ug/L	4.0 U	1.3 U	--	--	--	--	--	--
1,3-Dichlorobenzene	ug/L	4.0 U	1.3 U	--	--	--	--	--	--
1,4-Dichlorobenzene	ug/L	4.0 U	1.3 U	--	--	--	--	--	--
Dichlorodifluoromethane (CFC-12)	ug/L	4.0 U	1.3 U	--	--	--	--	--	--
1,1-Dichloroethane	ug/L	4.0 U	1.3 U	U	U	U	1.3	U	U
1,2-Dichloroethane	ug/L	4.0 U	1.3 U	U	U	U	U	U	U
1,2-Dichloroethene (total)	ug/L	--	--	U	U	U	U	U	U
1,1-Dichloroethene	ug/L	4.0 U	0.30 J	U	U	U	U	**17**[a]	U
cis-1,2-Dichloroethene	ug/L	35	35	**290**[a]	**1300**[a]	U	**91**[a]	**820**[a]	**580**[a]
trans-1,2-Dichloroethene	ug/L	64	59	53	**150**[a]	**130**[a]	24	**180**[a]	99
1,2-Dichloropropane	ug/L	4.0 U	1.3 U	--	--	--	--	--	--
cis-1,3-Dichloropropene	ug/L	4.0 U	1.3 U	--	--	--	--	--	--
trans-1,3-Dichloropropene	ug/L	4.0 U	1.3 U	--	--	--	--	--	--
Ethylbenzene	ug/L	4.0 U	1.3 U	U	U	U	U	U	U
2-Hexanone	ug/L	40 U	13 U	U	U	U	U	U	U
Isopropyl benzene	ug/L	4.0 U	1.3 U	--	--	--	--	--	--
Methyl acetate	ug/L	40 U	13 U	--	--	--	--	--	--
Methyl cyclohexane	ug/L	4.0 U	1.3 U	--	--	--	--	--	--
Methyl tert butyl ether (MTBE)	ug/L	20 U	1.3 U	--	--	--	--	--	--
4-Methyl-2-pentanone (Methyl isobutyl ketone) (MIBK)	ug/L	40 U	13 U	--	--	--	--	--	--
Methylene chloride	ug/L	1.3 J	1.3 U	U	**25**[a]	U	**8**[a]	U	U
Styrene	ug/L	4.0 U	1.3 U	--	--	--	--	--	--
VOCs (Continued)									

APPENDIX G.3

GROUNDWATER QUALITY DATA
RFI REPORT
FORMER MANUAL TRANSMISSIONS OF MUNCIE FACILITY
MUNCIE, INDIANA

AOI		*AOI 16*	*AOI 16*	*AOI 16*	*AOI 16*	*AOI 16*	*AOI 16*	*AOI 16*	*AOI 16*
Sample Location		*PW-01*	*PW-01*	*PW-02*	*PW-02*	*PW-02*	*PW-02*	*PW-02*	*PW-02*
Sample Identification		*GW-17324-120711-EM-017*	*GW-017324-043014-SM-006*	*PW-02*	*PW-02*	*PW-02*	*PW-02*	*PW-02*	*PW-02*
Sample Date		*12/7/2011*	*4/30/2014*	*5/3/1995*	*3/22/1996*	*7/2/1996*	*10/1/1998*	*10/1/2000*	*3/26/2001*
Sample Depth		-	-	-	-	-	-	-	-
Sample Depth									
	Units								
1,1,2,2-Tetrachloroethane	ug/L	4.0 U	1.3 U	--	--	--	--	--	--
Tetrachloroethene	ug/L	4.0 U	1.3 U	U	U	U	U	U	U
Toluene	ug/L	4.0 U	1.3 U	U	U	U	U	U	U
1,2,4-Trichlorobenzene	ug/L	4.0 U	1.3 U	--	--	--	--	--	--
1,1,1-Trichloroethane	ug/L	4.0 U	1.3 U	U	U	U	U	U	U
1,1,2-Trichloroethane	ug/L	4.0 U	1.3 U	--	--	--	--	--	--
Trichloroethene	ug/L	**83[abc]**	**78[abc]**	**360[abc]**	**820[abc]**	**660[abc]**	**110[abc]**	**900[abc]**	**340[abc]**
Trichlorofluoromethane (CFC-11)	ug/L	4.0 U	1.3 U	--	--	--	--	--	--
Trifluorotrichloroethane (Freon 113)	ug/L	4.0 U	1.3 U	--	--	--	--	--	--
Vinyl acetate	ug/L	--	--	--	--	--	--	--	--
Vinyl chloride	ug/L	4.0 U	1.3 U	**14[ab]**	**16[ab]**	**18[ab]**	U	**33[ab]**	**15[ab]**
Xylenes (total)	ug/L	8.0 U	2.7 U	U	U	U	U	U	U
Semi-Volatile Organic Compounds (SVOCs)									
Acenaphthene	ug/L	--	--	--	--	--	--	--	--
Acenaphthylene	ug/L	--	--	--	--	--	--	--	--
Acetonitrile	ug/L	--	--	--	--	--	--	--	--
Acetophenone	ug/L	--	--	--	--	--	--	--	--
2-Acetylaminofluorene	ug/L	--	--	--	--	--	--	--	--
Acrolein	ug/L	--	--	--	--	--	--	--	--
Acrylonitrile	ug/L	--	--	--	--	--	--	--	--
Allyl chloride	ug/L	--	--	--	--	--	--	--	--
4-Aminobiphenyl	ug/L	--	--	--	--	--	--	--	--
Aniline	ug/L	--	--	--	--	--	--	--	--
Anthracene	ug/L	--	--	--	--	--	--	--	--
Aramite	ug/L	--	--	--	--	--	--	--	--
Atrazine	ug/L	--	--	--	--	--	--	--	--
Benzaldehyde	ug/L	--	--	--	--	--	--	--	--
Benzidine	ug/L	--	--	--	--	--	--	--	--
Benzo(a)anthracene	ug/L	--	--	--	--	--	--	--	--
Benzo(a)pyrene	ug/L	--	--	--	--	--	--	--	--
Benzo(b)fluoranthene	ug/L	--	--	--	--	--	--	--	--
Benzo(g,h,i)perylene	ug/L	--	--	--	--	--	--	--	--
Benzo(k)fluoranthene	ug/L	--	--	--	--	--	--	--	--
Benzoic acid	ug/L	--	--	--	--	--	--	--	--
Benzyl alcohol	ug/L	--	--	--	--	--	--	--	--
Biphenyl (1,1-Biphenyl)	ug/L	--	--	--	--	--	--	--	--
4-Bromophenyl phenyl ether	ug/L	--	--	--	--	--	--	--	--
Butyl benzylphthalate (BBP)	ug/L	--	--	--	--	--	--	--	--
Caprolactam	ug/L	--	--	--	--	--	--	--	--
Carbazole	ug/L	--	--	--	--	--	--	--	--
4-Chloro-3-methylphenol	ug/L	--	--	--	--	--	--	--	--
4-Chloroaniline	ug/L	--	--	--	--	--	--	--	--
Chlorobenzilate	ug/L	--	--	--	--	--	--	--	--
bis(2-Chloroethoxy)methane	ug/L	--	--	--	--	--	--	--	--
bis(2-Chloroethyl)ether	ug/L	--	--	--	--	--	--	--	--

APPENDIX G.3

GROUNDWATER QUALITY DATA
RFI REPORT
FORMER MANUAL TRANSMISSIONS OF MUNCIE FACILITY
MUNCIE, INDIANA

AOI		*AOI 16*	*AOI 16*	*AOI 16*	*AOI 16*	*AOI 16*	*AOI 16*	*AOI 16*	*AOI 16*
Sample Location		***PW-01***	***PW-01***	***PW-02***	***PW-02***	***PW-02***	***PW-02***	***PW-02***	***PW-02***
Sample Identification		***GW-17324-120711-EM-017***	***GW-017324-043014-SM-006***	***PW-02***	***PW-02***	***PW-02***	***PW-02***	***PW-02***	***PW-02***
Sample Date		***12/7/2011***	***4/30/2014***	***5/3/1995***	***3/22/1996***	***7/2/1996***	***10/1/1998***	***10/1/2000***	***3/26/2001***
Sample Depth		*-*	*-*	*-*	*-*	*-*	*-*	*-*	*-*
Sample Depth									
	Units								
2-Chloronaphthalene	ug/L	--	--	--	--	--	--	--	--
2-Chlorophenol	ug/L	--	--	--	--	--	--	--	--
4-Chlorophenyl phenyl ether	ug/L	--	--	--	--	--	--	--	--
Chloroprene	ug/L	--	--	--	--	--	--	--	--
Chrysene	ug/L	--	--	--	--	--	--	--	--
Cresol isomers	ug/L	--	--	--	--	--	--	--	--
Diallate	ug/L	--	--	--	--	--	--	--	--
Dibenz(a,h)anthracene	ug/L	--	--	--	--	--	--	--	--
Dibenzofuran	ug/L	--	--	--	--	--	--	--	--
Dibromochloromethane	ug/L	--	--	U	U	U	U	U	U
Dibromomethane	ug/L	--	--	--	--	--	--	--	--
trans-1,4-Dichloro-2-butene	ug/L	--	--	--	--	--	--	--	--
3,3'-Dichlorobenzidine	ug/L	--	--	--	--	--	--	--	--
2,4-Dichlorophenol	ug/L	--	--	--	--	--	--	--	--
2,6-Dichlorophenol	ug/L	--	--	--	--	--	--	--	--
Diethyl phthalate	ug/L	--	--	--	--	--	--	--	--
Dimethoate	ug/L	--	--	--	--	--	--	--	--
Dimethyl phthalate	ug/L	--	--	--	--	--	--	--	--
p-Dimethylaminoazobenzene A	ug/L	--	--	--	--	--	--	--	--
7,12-Dimethylbenz(a)anthracene	ug/L	--	--	--	--	--	--	--	--
3,3-Dimethylbenzidine	ug/L	--	--	--	--	--	--	--	--
a,a-Dimethylphenethylamine	ug/L	--	--	--	--	--	--	--	--
2,4-Dimethylphenol	ug/L	--	--	--	--	--	--	--	--
Di-n-butylphthalate (DBP)	ug/L	--	--	--	--	--	--	--	--
4,6-Dinitro-2-methylphenol	ug/L	--	--	--	--	--	--	--	--
Dinitrobenzene, NOS	ug/L	--	--	--	--	--	--	--	--
2,4-Dinitrophenol	ug/L	--	--	--	--	--	--	--	--
2,4-Dinitrotoluene	ug/L	--	--	--	--	--	--	--	--
2,6-Dinitrotoluene	ug/L	--	--	--	--	--	--	--	--
Di-n-octyl phthalate (DnOP)	ug/L	--	--	--	--	--	--	--	--
1,4-Dioxane	ug/L	--	--	--	--	--	--	--	--
Diphenylamine	ug/L	--	--	--	--	--	--	--	--
1,2-Diphenylhydrazine	ug/L	--	--	--	--	--	--	--	--
Disulfoton	ug/L	--	--	--	--	--	--	--	--

APPENDIX G.3

GROUNDWATER QUALITY DATA
RFI REPORT
FORMER MANUAL TRANSMISSIONS OF MUNCIE FACILITY
MUNCIE, INDIANA

AOI		*AOI 16*	*AOI 16*	*AOI 16*	*AOI 16*	*AOI 16*	*AOI 16*	*AOI 16*	*AOI 16*
Sample Location		*PW-01*	*PW-01*	*PW-02*	*PW-02*	*PW-02*	*PW-02*	*PW-02*	*PW-02*
Sample Identification		*GW-17324-120711-EM-017*	*GW-017324-043014-SM-006*	*PW-02*	*PW-02*	*PW-02*	*PW-02*	*PW-02*	*PW-02*
Sample Date		*12/7/2011*	*4/30/2014*	*5/3/1995*	*3/22/1996*	*7/2/1996*	*10/1/1998*	*10/1/2000*	*3/26/2001*
Sample Depth		*-*	*-*	*-*	*-*	*-*	*-*	*-*	*-*
Sample Depth									
	Units								
SVOCs (Continued)									
Ethyl methacrylate	ug/L	--	--	--	--	--	--	--	--
Ethyl methanesulfonate	ug/L	--	--	--	--	--	--	--	--
bis(2-Ethylhexyl)phthalate (DEHP)	ug/L	--	--	--	--	--	--	--	--
Famphur	ug/L	--	--	--	--	--	--	--	--
Fluoranthene	ug/L	--	--	--	--	--	--	--	--
Fluorene	ug/L	--	--	--	--	--	--	--	--
Hexachlorobenzene	ug/L	--	--	--	--	--	--	--	--
Hexachlorobutadiene	ug/L	--	--	--	--	--	--	--	--
Hexachlorocyclopentadiene	ug/L	--	--	--	--	--	--	--	--
Hexachloroethane	ug/L	--	--	--	--	--	--	--	--
Hexachlorophene A	ug/L	--	--	--	--	--	--	--	--
Hexachloropropene	ug/L	--	--	--	--	--	--	--	--
Indeno(1,2,3-cd)pyrene	ug/L	--	--	--	--	--	--	--	--
Iodomethane	ug/L	--	--	--	--	--	--	--	--
Isodrin	ug/L	--	--	--	--	--	--	--	--
Isophorone	ug/L	--	--	--	--	--	--	--	--
Isosafrole	ug/L	--	--	--	--	--	--	--	--
Kepone	ug/L	--	--	--	--	--	--	--	--
Methapyrilene	ug/L	--	--	--	--	--	--	--	--
Methyl acrylonitrile	ug/L	--	--	--	--	--	--	--	--
Methyl methacrylate	ug/L	--	--	--	--	--	--	--	--
Methyl methanesulfonate	ug/L	--	--	--	--	--	--	--	--
Methyl parathion	ug/L	--	--	--	--	--	--	--	--
3-Methylcholanthrene	ug/L	--	--	--	--	--	--	--	--
2-Methylnaphthalene	ug/L	--	--	--	--	--	--	--	--
2-Methylphenol	ug/L	--	--	--	--	--	--	--	--
3&4-Methylphenol	ug/L	--	--	--	--	--	--	--	--
4-Methylphenol	ug/L	--	--	--	--	--	--	--	--
Naphthalene	ug/L	--	--	--	--	--	--	--	--
1,4-Naphthoquinone	ug/L	--	--	--	--	--	--	--	--
1-Naphthylamine	ug/L	--	--	--	--	--	--	--	--
2-Naphthylamine	ug/L	--	--	--	--	--	--	--	--
2-Nitroaniline	ug/L	--	--	--	--	--	--	--	--
3-Nitroaniline	ug/L	--	--	--	--	--	--	--	--
4-Nitroaniline	ug/L	--	--	--	--	--	--	--	--
Nitrobenzene	ug/L	--	--	--	--	--	--	--	--
2-Nitrophenol	ug/L	--	--	--	--	--	--	--	--
4-Nitrophenol	ug/L	--	--	--	--	--	--	--	--
4-Nitroquinoline-N-oxide	ug/L	--	--	--	--	--	--	--	--
N-Nitrosodi-n-butylamine	ug/L	--	--	--	--	--	--	--	--
N-Nitrosodi-n-propylamine	ug/L	--	--	--	--	--	--	--	--
N-Nitrosodiphenylamine	ug/L	--	--	--	--	--	--	--	--
N-Nitrosodiethylamine	ug/L	--	--	--	--	--	--	--	--
N-Nitrosodimethylamine	ug/L	--	--	--	--	--	--	--	--
N-Nitrosomethylethylamine	ug/L	--	--	--	--	--	--	--	--

APPENDIX G.3

GROUNDWATER QUALITY DATA
RFI REPORT
FORMER MANUAL TRANSMISSIONS OF MUNCIE FACILITY
MUNCIE, INDIANA

AOI		*AOI 16*	*AOI 16*	*AOI 16*	*AOI 16*	*AOI 16*	*AOI 16*	*AOI 16*	*AOI 16*
Sample Location		*PW-01*	*PW-01*	*PW-02*	*PW-02*	*PW-02*	*PW-02*	*PW-02*	*PW-02*
Sample Identification		*GW-17324-120711-EM-017*	*GW-017324-043014-SM-006*	*PW-02*	*PW-02*	*PW-02*	*PW-02*	*PW-02*	*PW-02*
Sample Date		*12/7/2011*	*4/30/2014*	*5/3/1995*	*3/22/1996*	*7/2/1996*	*10/1/1998*	*10/1/2000*	*3/26/2001*
Sample Depth		*-*	*-*	*-*	*-*	*-*	*-*	*-*	*-*
Sample Depth									
	Units								
SVOCs (Continued)									
N-Nitrosomorpholine	ug/L	--	--	--	--	--	--	--	--
N-Nitrosopiperidine	ug/L	--	--	--	--	--	--	--	--
N-Nitrosopyrrolidine	ug/L	--	--	--	--	--	--	--	--
2,2'-Oxybis(1-chloropropane) (bis(2-Chloroisopropyl) ether)	ug/L	--	--	--	--	--	--	--	--
Pentachlorobenzene	ug/L	--	--	--	--	--	--	--	--
Pentachloroethane	ug/L	--	--	--	--	--	--	--	--
Pentachloronitrobenzene	ug/L	--	--	--	--	--	--	--	--
Pentachlorophenol	ug/L	--	--	--	--	--	--	--	--
Phenacetin	ug/L	--	--	--	--	--	--	--	--
Phenanthrene	ug/L	--	--	--	--	--	--	--	--
Phenol	ug/L	--	--	--	--	--	--	--	--
p-Phenylenediamine	ug/L	--	--	--	--	--	--	--	--
Phorate	ug/L	--	--	--	--	--	--	--	--
2-Picoline	ug/L	--	--	--	--	--	--	--	--
Pronamide	ug/L	--	--	--	--	--	--	--	--
Propionitrile (ethyl cyanide)	ug/L	--	--	--	--	--	--	--	--
Pyrene	ug/L	--	--	--	--	--	--	--	--
Pyridine	ug/L	--	--	--	--	--	--	--	--
Safrole	ug/L	--	--	--	--	--	--	--	--
1,2,4,5-Tetrachlorobenzene	ug/L	--	--	--	--	--	--	--	--
1,1,1,2-Tetrachloroethane	ug/L	--	--	--	--	--	--	--	--
2,3,4,6-Tetrachlorophenol	ug/L	--	--	--	--	--	--	--	--
Thionazin (O,O-diethyl-O-2-pyrazinyl phosphorothioate)	ug/L	--	--	--	--	--	--	--	--
o-Toluidine A	ug/L	--	--	--	--	--	--	--	--
5-Nitro-2-toluidine	ug/L	--	--	--	--	--	--	--	--
2,4,5-Trichlorophenol	ug/L	--	--	--	--	--	--	--	--
2,4,6-Trichlorophenol	ug/L	--	--	--	--	--	--	--	--
1,2,3-Trichloropropane	ug/L	--	--	--	--	--	--	--	--
0,0,0-Triethylphosphorothioate	ug/L	--	--	--	--	--	--	--	--
1,3,5-Trinitrobenzene	ug/L	--	--	--	--	--	--	--	--
PCBs									
Aroclor-1016 (PCB-1016)	ug/L	--	--	--	--	--	--	--	--
Aroclor-1221 (PCB-1221)	ug/L	--	--	--	--	--	--	--	--
Aroclor-1232 (PCB-1232)	ug/L	--	--	--	--	--	--	--	--
Aroclor-1242 (PCB-1242)	ug/L	--	--	--	--	--	--	--	--
Aroclor-1248 (PCB-1248)	ug/L	--	--	--	--	--	--	--	--
Aroclor-1254 (PCB-1254)	ug/L	--	--	--	--	--	--	--	--
Aroclor-1260 (PCB-1260)	ug/L	--	--	--	--	--	--	--	--
Total PCBs	ug/L	--	--	--	--	--	--	--	--
Total Petroleum Hydrocarbons (TPH)									
Total Petroleum Hydrocarbons - Purgeable (GRO)	ug/L	--	--	--	--	--	--	--	--

APPENDIX G.3

GROUNDWATER QUALITY DATA
RFI REPORT
FORMER MANUAL TRANSMISSIONS OF MUNCIE FACILITY
MUNCIE, INDIANA

AOI		*AOI 16*	*AOI 16*	*AOI 16*	*AOI 16*	*AOI 16*	*AOI 16*	*AOI 16*	*AOI 16*
Sample Location		*PW-01*	*PW-01*	*PW-02*	*PW-02*	*PW-02*	*PW-02*	*PW-02*	*PW-02*
Sample Identification		*GW-17324-120711-EM-017*	*GW-017324-043014-SM-006*	*PW-02*	*PW-02*	*PW-02*	*PW-02*	*PW-02*	*PW-02*
Sample Date		*12/7/2011*	*4/30/2014*	*5/3/1995*	*3/22/1996*	*7/2/1996*	*10/1/1998*	*10/1/2000*	*3/26/2001*
Sample Depth		*-*	*-*	*-*	*-*	*-*	*-*	*-*	*-*
Sample Depth									
	Units								
Metals									
Aluminum	ug/L	--	--	--	--	--	--	--	--
Antimony	ug/L	--	--	--	--	--	--	--	--
Arsenic	ug/L	--	--	--	--	--	--	--	--
Arsenic (dissolved)	ug/L	--	--	--	--	--	--	--	--
Barium	ug/L	--	--	--	--	--	--	--	--
Barium (dissolved)	ug/L	--	--	--	--	--	--	--	--
Beryllium	ug/L	--	--	--	--	--	--	--	--
Cadmium	ug/L	--	--	--	--	--	--	--	--
Cadmium (dissolved)	ug/L	--	--	--	--	--	--	--	--
Calcium	ug/L	--	--	--	--	--	--	--	--
Calcium (dissolved)	ug/L	--	--	--	--	--	--	--	--
Chromium	ug/L	--	--	--	--	--	--	--	--
Chromium (dissolved)	ug/L	--	--	--	--	--	--	--	--
Cobalt	ug/L	--	--	--	--	--	--	--	--
Copper	ug/L	--	--	--	--	--	--	--	--
Copper (dissolved)	ug/L	--	--	--	--	--	--	--	--
Iron	ug/L	--	--	--	--	--	--	--	--
Iron (dissolved)	ug/L	--	--	--	--	--	--	--	--
Lead	ug/L	--	--	--	--	--	--	--	--
Lead (dissolved)	ug/L	--	--	--	--	--	--	--	--
Magnesium	ug/L	--	--	--	--	--	--	--	--
Magnesium (dissolved)	ug/L	--	--	--	--	--	--	--	--
Manganese	ug/L	--	--	--	--	--	--	--	--
Manganese (dissolved)	ug/L	--	--	--	--	--	--	--	--
Mercury	ug/L	--	--	--	--	--	--	--	--
Mercury (dissolved)	ug/L	--	--	--	--	--	--	--	--
Nickel	ug/L	--	--	--	--	--	--	--	--
Nickel (dissolved)	ug/L	--	--	--	--	--	--	--	--
Potassium	ug/L	--	--	--	--	--	--	--	--
Selenium	ug/L	--	--	--	--	--	--	--	--
Selenium (dissolved)	ug/L	--	--	--	--	--	--	--	--
Silver	ug/L	--	--	--	--	--	--	--	--
Silver (dissolved)	ug/L	--	--	--	--	--	--	--	--
Sodium	ug/L	--	--	--	--	--	--	--	--
Thallium	ug/L	--	--	--	--	--	--	--	--
Vanadium	ug/L	--	--	--	--	--	--	--	--
Zinc	ug/L	--	--	--	--	--	--	--	--
Zinc (dissolved)	ug/L	--	--	--	--	--	--	--	--

APPENDIX G.3

GROUNDWATER QUALITY DATA
RFI REPORT
FORMER MANUAL TRANSMISSIONS OF MUNCIE FACILITY
MUNCIE, INDIANA

AOI		***AOI 16***	***AOI 16***	***AOI 16***	***AOI 16***	***AOI 16***	***AOI 16***	***AOI 16***	***AOI 16***
Sample Location		***PW-01***	***PW-01***	***PW-02***	***PW-02***	***PW-02***	***PW-02***	***PW-02***	***PW-02***
Sample Identification		***GW-17324-120711-EM-017***	***GW-017324-043014-SM-006***	***PW-02***	***PW-02***	***PW-02***	***PW-02***	***PW-02***	***PW-02***
Sample Date		***12/7/2011***	***4/30/2014***	***5/3/1995***	***3/22/1996***	***7/2/1996***	***10/1/1998***	***10/1/2000***	***3/26/2001***
Sample Depth		***-***	***-***	***-***	***-***	***-***	***-***	***-***	***-***
Sample Depth									
	Units								
Gas									
Ethane	ug/L	--	--	--	--	--	--	--	--
Ethene	ug/L	--	--	--	--	--	--	--	--
Methane	ug/L	--	--	--	--	--	--	--	--
General Chemistry									
Alkalinity, bicarbonate	ug/L	--	--	--	--	--	--	--	--
Alkalinity, carbonate	ug/L	--	--	--	--	--	--	--	--
Bicarbonate (as CaCO3)	ug/L	--	--	--	--	--	--	--	--
Chloride	ug/L	--	--	--	--	--	--	--	--
Dissolved organic carbon (DOC)	ug/L	--	--	--	--	--	--	--	--
Hardness	ug/L	--	--	--	--	--	--	--	--
Hardness, carbonate	ug/L	--	--	--	--	--	--	--	--
Nitrate (as N)	ug/L	--	--	--	--	--	--	--	--
Nitrite (as N)	ug/L	--	--	--	--	--	--	--	--
pH	s.u.	--	--	--	--	--	--	--	--
Sulfate	ug/L	--	--	--	--	--	--	--	--
Sulfide	ug/L	--	--	--	--	--	--	--	--
Total dissolved solids (TDS)	ug/L	--	--	--	--	--	--	--	--
Total organic carbon (TOC)	ug/L	--	--	--	--	--	--	--	--

Notes

ug/L - Micrograms per litre
"-" - No value
U - Not detected at the associated reporting limit
J - Estimated concentration
UJ - Not detected; associated reporting limit is estimated
R - Rejected
s.u. - Standard units
nc - No criteria
ND - Non Detect (calculation)
BOLD[abc] Concentration exceeds associated screening level
IDEM Appendix A: Screening Levels Remedation Closure Guide - March 25, 2014
a - Exceeds IDEM residential tap screening levels
b - Exceeds IDEM residential vapor exposure screening levels
c - Exceeds IDEM commercial/industrial vapor screening levels

APPENDIX G.3

GROUNDWATER QUALITY DATA
RFI REPORT
FORMER MANUAL TRANSMISSIONS OF MUNCIE FACILITY
MUNCIE, INDIANA

AOI		*AOI 16*	*AOI 16*	*AOI 16*	*AOI 16*	*AOI 16*
Sample Location		*PW-02*	*PW-02*	*PW-02*	*PW-02*	*PW-02*
Sample Identification		*GW-17330-101002-EH-029*	*GW-072304-MR-036*	*GW-017330-042705-TP-007*	*GW-017330-101805-MM-005*	*GW-017330-101805-MM-006*
Sample Date		*10/10/2002*	*7/23/2004*	*4/27/2005*	*10/18/2005*	*10/18/2005*
Sample Depth		-	-	-	-	-
Sample Depth						
	Units					
Volatile Organic Compounds (VOCs)						
Acetone	ug/L	200 UJ	40 U	25 UJ	10 U	10 U
Benzene	ug/L	8.0 U	4.0 U	2.5 U	1.0 U	1.0 U
Bromodichloromethane	ug/L	8.0 U	4.0 U	2.5 U	1.0 U	1.0 U
Bromoform	ug/L	8.0 U	4.0 U	2.5 U	1.0 U	1.0 U
Bromomethane (Methyl bromide)	ug/L	8.0 U	4.0 U	2.5 U	1.0 UJ	1.0 UJ
2-Butanone (Methyl ethyl ketone) (MEK)	ug/L	200 U	40 U	25 UJ	10 U	10 U
Carbon disulfide	ug/L	40 U	4.0 U	2.5 U	1.0 U	1.0 U
Carbon tetrachloride	ug/L	8.0 U	4.0 U	2.5 U	1.0 U	1.0 U
Chlorobenzene	ug/L	8.0 U	4.0 U	2.5 U	1.0 U	1.0 U
Chloroethane	ug/L	8.0 U	4.0 U	2.5 U	1.0 U	1.0 U
2-Chloroethyl vinyl ether	ug/L	--	--	--	--	--
Chloroform (Trichloromethane)	ug/L	8.0 U	4.0 U	2.5 U	1.0 U	1.0 U
Chloromethane (Methyl chloride)	ug/L	8.0 U	4.0 U	2.5 U	1.0 U	1.0 U
Cyclohexane	ug/L	8.0 U	4.0 U	2.5 U	1.0 U	1.0 U
1,2-Dibromo-3-chloropropane (DBCP)	ug/L	8.0 U	8.0 U	5.0 UJ	2.0 U	2.0 U
Dibromochloromethane	ug/L	8.0 U	4.0 U	2.5 U	1.0 U	1.0 U
1,2-Dibromoethane (Ethylene dibromide)	ug/L	8.0 U	4.0 U	2.5 U	1.0 U	1.0 U
1,2-Dichlorobenzene	ug/L	8.0 U	4.0 U	2.5 U	1.0 U	1.0 U
1,3-Dichlorobenzene	ug/L	8.0 U	4.0 U	2.5 U	1.0 U	1.0 U
1,4-Dichlorobenzene	ug/L	8.0 U	4.0 U	2.5 U	1.0 U	1.0 U
Dichlorodifluoromethane (CFC-12)	ug/L	8.0 U	4.0 U	2.5 U	1.0 UJ	1.0 UJ
1,1-Dichloroethane	ug/L	8.0 U	4.0 U	1.3 J	0.40 J	0.41 J
1,2-Dichloroethane	ug/L	8.0 U	4.0 U	2.5 U	1.0 U	1.0 U
1,2-Dichloroethene (total)	ug/L	--	--	--	--	--
1,1-Dichloroethene	ug/L	8.0 U	4.0 U	2.5 U	1.0 U	1.0 U
cis-1,2-Dichloroethene	ug/L	**240**[a]	**100**[a]	65	38	37
trans-1,2-Dichloroethene	ug/L	43	25	15	7.8	7.5
1,2-Dichloropropane	ug/L	8.0 U	4.0 U	2.5 U	1.0 U	1.0 U
cis-1,3-Dichloropropene	ug/L	8.0 U	4.0 U	2.5 U	1.0 U	1.0 U
trans-1,3-Dichloropropene	ug/L	8.0 U	4.0 U	2.5 U	1.0 U	1.0 U
Ethylbenzene	ug/L	8.0 U	4.0 U	2.5 U	1.0 U	1.0 U
2-Hexanone	ug/L	400 UJ	40 U	25 UJ	10 U	10 U
Isopropyl benzene	ug/L	40 U	4.0 U	2.5 U	1.0 U	1.0 U
Methyl acetate	ug/L	80 U	40 U	25 UJ	10 U	10 U
Methyl cyclohexane	ug/L	8.0 U	4.0 U	2.5 U	1.0 U	1.0 U
Methyl tert butyl ether (MTBE)	ug/L	40 U	20 U	12 UJ	5.0 U	5.0 U
4-Methyl-2-pentanone (Methyl isobutyl ketone) (MIBK)	ug/L	400 U	40 U	25 UJ	10 U	10 U
Methylene chloride	ug/L	40 U	4.0 U	2.5 U	1.0 U	1.0 U
Styrene	ug/L	8.0 U	4.0 U	2.5 U	1.0 U	1.0 U
VOCs (Continued)						

APPENDIX G.3

GROUNDWATER QUALITY DATA
RFI REPORT
FORMER MANUAL TRANSMISSIONS OF MUNCIE FACILITY
MUNCIE, INDIANA

AOI		*AOI 16*	*AOI 16*	*AOI 16*	*AOI 16*	*AOI 16*
Sample Location		*PW-02*	*PW-02*	*PW-02*	*PW-02*	*PW-02*
Sample Identification		*GW-17330-101002-EH-029*	*GW-072304-MR-036*	*GW-017330-042705-TP-007*	*GW-017330-101805-MM-005*	*GW-017330-101805-MM-006*
Sample Date		*10/10/2002*	*7/23/2004*	*4/27/2005*	*10/18/2005*	*10/18/2005*
Sample Depth		-	-	-	-	-
Sample Depth						
	Units					
1,1,2,2-Tetrachloroethane	ug/L	8.0 U	4.0 U	2.5 U	1.0 U	1.0 U
Tetrachloroethene	ug/L	8.0 U	0.92 J	2.5 U	1.0 U	1.0 U
Toluene	ug/L	8.0 U	4.0 U	2.5 U	1.0 U	1.0 U
1,2,4-Trichlorobenzene	ug/L	40 U	4.0 U	2.5 U	1.0 UJ	1.0 UJ
1,1,1-Trichloroethane	ug/L	8.0 U	4.0 U	2.5 U	1.0 U	1.0 U
1,1,2-Trichloroethane	ug/L	8.0 U	4.0 U	2.5 U	1.0 U	1.0 U
Trichloroethene	ug/L	**65**[abc]	**71**[abc]	**72**[abc]	**30**[ab]	**30**[ab]
Trichlorofluoromethane (CFC-11)	ug/L	8.0 U	4.0 U	2.5 U	1.0 U	1.0 U
Trifluorotrichloroethane (Freon 113)	ug/L	8.0 U	4.0 U	2.5 U	1.0 U	1.0 U
Vinyl acetate	ug/L	--	--	--	--	--
Vinyl chloride	ug/L	**6.8 J**[ab]	2.0 J	**5.3**[ab]	**2.6**[ab]	**2.1**[ab]
Xylenes (total)	ug/L	24 U	8.0 U	5.0 U	2.0 U	2.0 U
Semi-Volatile Organic Compounds (SVOCs)						
Acenaphthene	ug/L	--	--	--	--	--
Acenaphthylene	ug/L	--	--	--	--	--
Acetonitrile	ug/L	--	--	--	--	--
Acetophenone	ug/L	--	--	--	--	--
2-Acetylaminofluorene	ug/L	--	--	--	--	--
Acrolein	ug/L	--	--	--	--	--
Acrylonitrile	ug/L	--	--	--	--	--
Allyl chloride	ug/L	--	--	--	--	--
4-Aminobiphenyl	ug/L	--	--	--	--	--
Aniline	ug/L	--	--	--	--	--
Anthracene	ug/L	--	--	--	--	--
Aramite	ug/L	--	--	--	--	--
Atrazine	ug/L	--	--	--	--	--
Benzaldehyde	ug/L	--	--	--	--	--
Benzidine	ug/L	--	--	--	--	--
Benzo(a)anthracene	ug/L	--	--	--	--	--
Benzo(a)pyrene	ug/L	--	--	--	--	--
Benzo(b)fluoranthene	ug/L	--	--	--	--	--
Benzo(g,h,i)perylene	ug/L	--	--	--	--	--
Benzo(k)fluoranthene	ug/L	--	--	--	--	--
Benzoic acid	ug/L	--	--	--	--	--
Benzyl alcohol	ug/L	--	--	--	--	--
Biphenyl (1,1-Biphenyl)	ug/L	--	--	--	--	--
4-Bromophenyl phenyl ether	ug/L	--	--	--	--	--
Butyl benzylphthalate (BBP)	ug/L	--	--	--	--	--
Caprolactam	ug/L	--	--	--	--	--
Carbazole	ug/L	--	--	--	--	--
4-Chloro-3-methylphenol	ug/L	--	--	--	--	--
4-Chloroaniline	ug/L	--	--	--	--	--
Chlorobenzilate	ug/L	--	--	--	--	--
bis(2-Chloroethoxy)methane	ug/L	--	--	--	--	--
bis(2-Chloroethyl)ether	ug/L	--	--	--	--	--

APPENDIX G.3

GROUNDWATER QUALITY DATA
RFI REPORT
FORMER MANUAL TRANSMISSIONS OF MUNCIE FACILITY
MUNCIE, INDIANA

AOI		*AOI 16*	*AOI 16*	*AOI 16*	*AOI 16*	*AOI 16*
Sample Location		***PW-02***	***PW-02***	***PW-02***	***PW-02***	***PW-02***
Sample Identification		***GW-17330-101002-EH-029***	***GW-072304-MR-036***	***GW-017330-042705-TP-007***	***GW-017330-101805-MM-005***	***GW-017330-101805-MM-006***
Sample Date		***10/10/2002***	***7/23/2004***	***4/27/2005***	***10/18/2005***	***10/18/2005***
Sample Depth		***-***	***-***	***-***	***-***	***-***
Sample Depth						
	Units					
2-Chloronaphthalene	ug/L	--	--	--	--	--
2-Chlorophenol	ug/L	--	--	--	--	--
4-Chlorophenyl phenyl ether	ug/L	--	--	--	--	--
Chloroprene	ug/L	--	--	--	--	--
Chrysene	ug/L	--	--	--	--	--
Cresol isomers	ug/L	--	--	--	--	--
Diallate	ug/L	--	--	--	--	--
Dibenz(a,h)anthracene	ug/L	--	--	--	--	--
Dibenzofuran	ug/L	--	--	--	--	--
Dibromochloromethane	ug/L	--	--	--	--	--
Dibromomethane	ug/L	--	--	--	--	--
trans-1,4-Dichloro-2-butene	ug/L	--	--	--	--	--
3,3'-Dichlorobenzidine	ug/L	--	--	--	--	--
2,4-Dichlorophenol	ug/L	--	--	--	--	--
2,6-Dichlorophenol	ug/L	--	--	--	--	--
Diethyl phthalate	ug/L	--	--	--	--	--
Dimethoate	ug/L	--	--	--	--	--
Dimethyl phthalate	ug/L	--	--	--	--	--
p-Dimethylaminoazobenzene A	ug/L	--	--	--	--	--
7,12-Dimethylbenz(a)anthracene	ug/L	--	--	--	--	--
3,3-Dimethylbenzidine	ug/L	--	--	--	--	--
a,a-Dimethylphenethylamine	ug/L	--	--	--	--	--
2,4-Dimethylphenol	ug/L	--	--	--	--	--
Di-n-butylphthalate (DBP)	ug/L	--	--	--	--	--
4,6-Dinitro-2-methylphenol	ug/L	--	--	--	--	--
Dinitrobenzene, NOS	ug/L	--	--	--	--	--
2,4-Dinitrophenol	ug/L	--	--	--	--	--
2,4-Dinitrotoluene	ug/L	--	--	--	--	--
2,6-Dinitrotoluene	ug/L	--	--	--	--	--
Di-n-octyl phthalate (DnOP)	ug/L	--	--	--	--	--
1,4-Dioxane	ug/L	--	--	--	--	--
Diphenylamine	ug/L	--	--	--	--	--
1,2-Diphenylhydrazine	ug/L	--	--	--	--	--
Disulfoton	ug/L	--	--	--	--	--

APPENDIX G.3

GROUNDWATER QUALITY DATA
RFI REPORT
FORMER MANUAL TRANSMISSIONS OF MUNCIE FACILITY
MUNCIE, INDIANA

AOI		*AOI 16*	*AOI 16*	*AOI 16*	*AOI 16*	*AOI 16*
Sample Location		*PW-02*	*PW-02*	*PW-02*	*PW-02*	*PW-02*
Sample Identification		*GW-17330-101002-EH-029*	*GW-072304-MR-036*	*GW-017330-042705-TP-007*	*GW-017330-101805-MM-005*	*GW-017330-101805-MM-006*
Sample Date		*10/10/2002*	*7/23/2004*	*4/27/2005*	*10/18/2005*	*10/18/2005*
Sample Depth		*-*	*-*	*-*	*-*	*-*
Sample Depth						
	Units					
SVOCs (Continued)						
Ethyl methacrylate	ug/L	--	--	--	--	--
Ethyl methanesulfonate	ug/L	--	--	--	--	--
bis(2-Ethylhexyl)phthalate (DEHP)	ug/L	--	--	--	--	--
Famphur	ug/L	--	--	--	--	--
Fluoranthene	ug/L	--	--	--	--	--
Fluorene	ug/L	--	--	--	--	--
Hexachlorobenzene	ug/L	--	--	--	--	--
Hexachlorobutadiene	ug/L	--	--	--	--	--
Hexachlorocyclopentadiene	ug/L	--	--	--	--	--
Hexachloroethane	ug/L	--	--	--	--	--
Hexachlorophene A	ug/L	--	--	--	--	--
Hexachloropropene	ug/L	--	--	--	--	--
Indeno(1,2,3-cd)pyrene	ug/L	--	--	--	--	--
Iodomethane	ug/L	--	--	--	--	--
Isodrin	ug/L	--	--	--	--	--
Isophorone	ug/L	--	--	--	--	--
Isosafrole	ug/L	--	--	--	--	--
Kepone	ug/L	--	--	--	--	--
Methapyrilene	ug/L	--	--	--	--	--
Methyl acrylonitrile	ug/L	--	--	--	--	--
Methyl methacrylate	ug/L	--	--	--	--	--
Methyl methanesulfonate	ug/L	--	--	--	--	--
Methyl parathion	ug/L	--	--	--	--	--
3-Methylcholanthrene	ug/L	--	--	--	--	--
2-Methylnaphthalene	ug/L	--	--	--	--	--
2-Methylphenol	ug/L	--	--	--	--	--
3&4-Methylphenol	ug/L	--	--	--	--	--
4-Methylphenol	ug/L	--	--	--	--	--
Naphthalene	ug/L	--	--	--	--	--
1,4-Naphthoquinone	ug/L	--	--	--	--	--
1-Naphthylamine	ug/L	--	--	--	--	--
2-Naphthylamine	ug/L	--	--	--	--	--
2-Nitroaniline	ug/L	--	--	--	--	--
3-Nitroaniline	ug/L	--	--	--	--	--
4-Nitroaniline	ug/L	--	--	--	--	--
Nitrobenzene	ug/L	--	--	--	--	--
2-Nitrophenol	ug/L	--	--	--	--	--
4-Nitrophenol	ug/L	--	--	--	--	--
4-Nitroquinoline-N-oxide	ug/L	--	--	--	--	--
N-Nitrosodi-n-butylamine	ug/L	--	--	--	--	--
N-Nitrosodi-n-propylamine	ug/L	--	--	--	--	--
N-Nitrosodiphenylamine	ug/L	--	--	--	--	--
N-Nitrosodiethylamine	ug/L	--	--	--	--	--
N-Nitrosodimethylamine	ug/L	--	--	--	--	--
N-Nitrosomethylethylamine	ug/L	--	--	--	--	--

APPENDIX G.3

GROUNDWATER QUALITY DATA
RFI REPORT
FORMER MANUAL TRANSMISSIONS OF MUNCIE FACILITY
MUNCIE, INDIANA

AOI		*AOI 16*	*AOI 16*	*AOI 16*	*AOI 16*	*AOI 16*
Sample Location		*PW-02*	*PW-02*	*PW-02*	*PW-02*	*PW-02*
Sample Identification		*GW-17330-101002-EH-029*	*GW-072304-MR-036*	*GW-017330-042705-TP-007*	*GW-017330-101805-MM-005*	*GW-017330-101805-MM-006*
Sample Date		*10/10/2002*	*7/23/2004*	*4/27/2005*	*10/18/2005*	*10/18/2005*
Sample Depth		*-*	*-*	*-*	*-*	*-*
Sample Depth						
	Units					
SVOCs (Continued)						
N-Nitrosomorpholine	ug/L	--	--	--	--	--
N-Nitrosopiperidine	ug/L	--	--	--	--	--
N-Nitrosopyrrolidine	ug/L	--	--	--	--	--
2,2'-Oxybis(1-chloropropane) (bis(2-Chloroisopropyl) ether)	ug/L	--	--	--	--	--
Pentachlorobenzene	ug/L	--	--	--	--	--
Pentachloroethane	ug/L	--	--	--	--	--
Pentachloronitrobenzene	ug/L	--	--	--	--	--
Pentachlorophenol	ug/L	--	--	--	--	--
Phenacetin	ug/L	--	--	--	--	--
Phenanthrene	ug/L	--	--	--	--	--
Phenol	ug/L	--	--	--	--	--
p-Phenylenediamine	ug/L	--	--	--	--	--
Phorate	ug/L	--	--	--	--	--
2-Picoline	ug/L	--	--	--	--	--
Pronamide	ug/L	--	--	--	--	--
Propionitrile (ethyl cyanide)	ug/L	--	--	--	--	--
Pyrene	ug/L	--	--	--	--	--
Pyridine	ug/L	--	--	--	--	--
Safrole	ug/L	--	--	--	--	--
1,2,4,5-Tetrachlorobenzene	ug/L	--	--	--	--	--
1,1,1,2-Tetrachloroethane	ug/L	--	--	--	--	--
2,3,4,6-Tetrachlorophenol	ug/L	--	--	--	--	--
Thionazin (O,O-diethyl-O-2-pyrazinyl phosphorothioate)	ug/L	--	--	--	--	--
o-Toluidine A	ug/L	--	--	--	--	--
5-Nitro-2-toluidine	ug/L	--	--	--	--	--
2,4,5-Trichlorophenol	ug/L	--	--	--	--	--
2,4,6-Trichlorophenol	ug/L	--	--	--	--	--
1,2,3-Trichloropropane	ug/L	--	--	--	--	--
0,0,0-Triethylphosphorothioate	ug/L	--	--	--	--	--
1,3,5-Trinitrobenzene	ug/L	--	--	--	--	--
PCBs						
Aroclor-1016 (PCB-1016)	ug/L	--	--	--	--	--
Aroclor-1221 (PCB-1221)	ug/L	--	--	--	--	--
Aroclor-1232 (PCB-1232)	ug/L	--	--	--	--	--
Aroclor-1242 (PCB-1242)	ug/L	--	--	--	--	--
Aroclor-1248 (PCB-1248)	ug/L	--	--	--	--	--
Aroclor-1254 (PCB-1254)	ug/L	--	--	--	--	--
Aroclor-1260 (PCB-1260)	ug/L	--	--	--	--	--
Total PCBs	ug/L	--	--	--	--	--
Total Petroleum Hydrocarbons (TPH)						
Total Petroleum Hydrocarbons - Purgeable (GRO)	ug/L	--	--	--	--	--

APPENDIX G.3

GROUNDWATER QUALITY DATA
RFI REPORT
FORMER MANUAL TRANSMISSIONS OF MUNCIE FACILITY
MUNCIE, INDIANA

AOI		*AOI 16*	*AOI 16*	*AOI 16*	*AOI 16*	*AOI 16*
Sample Location		*PW-02*	*PW-02*	*PW-02*	*PW-02*	*PW-02*
Sample Identification		*GW-17330-101002-EH-029*	*GW-072304-MR-036*	*GW-017330-042705-TP-007*	*GW-017330-101805-MM-005*	*GW-017330-101805-MM-006*
Sample Date		*10/10/2002*	*7/23/2004*	*4/27/2005*	*10/18/2005*	*10/18/2005*
Sample Depth		*-*	*-*	*-*	*-*	*-*
Sample Depth						
	Units					
Metals						
Aluminum	ug/L	--	--	--	--	--
Antimony	ug/L	--	--	--	--	--
Arsenic	ug/L	--	--	--	--	--
Arsenic (dissolved)	ug/L	--	--	--	--	--
Barium	ug/L	--	--	--	--	--
Barium (dissolved)	ug/L	--	--	--	--	--
Beryllium	ug/L	--	--	--	--	--
Cadmium	ug/L	--	--	--	--	--
Cadmium (dissolved)	ug/L	--	--	--	--	--
Calcium	ug/L	--	--	--	--	--
Calcium (dissolved)	ug/L	--	102000	77400	102000	105000
Chromium	ug/L	--	--	--	--	--
Chromium (dissolved)	ug/L	--	--	--	--	--
Cobalt	ug/L	--	--	--	--	--
Copper	ug/L	--	--	--	--	--
Copper (dissolved)	ug/L	--	--	--	--	--
Iron	ug/L	--	--	--	--	--
Iron (dissolved)	ug/L	--	--	--	--	--
Lead	ug/L	--	--	--	--	--
Lead (dissolved)	ug/L	--	--	--	--	--
Magnesium	ug/L	--	--	--	--	--
Magnesium (dissolved)	ug/L	--	32100	23500	32500	33400
Manganese	ug/L	--	--	--	--	--
Manganese (dissolved)	ug/L	--	180	150	170	170
Mercury	ug/L	--	--	--	--	--
Mercury (dissolved)	ug/L	--	--	--	--	--
Nickel	ug/L	--	--	--	--	--
Nickel (dissolved)	ug/L	--	--	--	--	--
Potassium	ug/L	--	--	--	--	--
Selenium	ug/L	--	--	--	--	--
Selenium (dissolved)	ug/L	--	--	--	--	--
Silver	ug/L	--	--	--	--	--
Silver (dissolved)	ug/L	--	--	--	--	--
Sodium	ug/L	--	--	--	--	--
Thallium	ug/L	--	--	--	--	--
Vanadium	ug/L	--	--	--	--	--
Zinc	ug/L	--	--	--	--	--
Zinc (dissolved)	ug/L	--	--	--	--	--

APPENDIX G.3

GROUNDWATER QUALITY DATA
RFI REPORT
FORMER MANUAL TRANSMISSIONS OF MUNCIE FACILITY
MUNCIE, INDIANA

AOI		***AOI 16***	***AOI 16***	***AOI 16***	***AOI 16***	***AOI 16***
Sample Location		***PW-02***	***PW-02***	***PW-02***	***PW-02***	***PW-02***
Sample Identification		***GW-17330-101002-EH-029***	***GW-072304-MR-036***	***GW-017330-042705-TP-007***	***GW-017330-101805-MM-005***	***GW-017330-101805-MM-006***
Sample Date		***10/10/2002***	***7/23/2004***	***4/27/2005***	***10/18/2005***	***10/18/2005***
Sample Depth		***-***	***-***	***-***	***-***	***-***
Sample Depth						
	Units					
Gas						
Ethane	ug/L	--	0.50 U	0.50 U	0.50 U	0.50 U
Ethene	ug/L	--	0.50 U	0.50 U	0.50 U	0.50 U
Methane	ug/L	--	4.9	13	10	11
General Chemistry						
Alkalinity, bicarbonate	ug/L	--	380000	310000	400000	420000
Alkalinity, carbonate	ug/L	--	5000 U	35000	5000 U	5000 U
Bicarbonate (as CaCO3)	ug/L	--	--	--	--	--
Chloride	ug/L	--	42800	22000	51400	55800
Dissolved organic carbon (DOC)	ug/L	--	3000 J	2000	3000	4000
Hardness	ug/L	--	386000	290000	389000	399000
Hardness, carbonate	ug/L	--	--	--	--	--
Nitrate (as N)	ug/L	--	100 U	100 U	100 U	100 U
Nitrite (as N)	ug/L	--	25 J	100 U	100 U	100 U
pH	s.u.	--	--	--	--	--
Sulfate	ug/L	--	54900	33600	78300	83400
Sulfide	ug/L	--	--	--	--	--
Total dissolved solids (TDS)	ug/L	--	--	--	--	--
Total organic carbon (TOC)	ug/L	--	--	--	--	--

Notes

ug/L - Micrograms per litre
"-" - No value
U - Not detected at the associated reporting limit
J - Estimated concentration
UJ - Not detected; associated reporting limit is estimated
R - Rejected
s.u. - Standard units
nc - No criteria
ND - Non Detect (calculation)
BOLD[abc] Concentration exceeds associated screening level
IDEM Appendix A: Screening Levels Remedation Closure Guide - March 25, 2014
a - Exceeds IDEM residential tap screening levels
b - Exceeds IDEM residential vapor exposure screening levels
c - Exceeds IDEM commercial/industrial vapor screening levels

APPENDIX G.3

GROUNDWATER QUALITY DATA
RFI REPORT
FORMER MANUAL TRANSMISSIONS OF MUNCIE FACILITY
MUNCIE, INDIANA

AOI		*AOI 16*	*AOI 16*	*AOI 16*	*AOI 16*	*AOI 20.2*
Sample Location		*PW-02*	*PW-02*	*PW-02*	*PW-02*	*MW52-13*
Sample Identification		*GW-017330-051006-NH-017*	*GW-017324-111208-NH-008*	*GW-17324-120611-EM-010*	*GW-017324-050114-SM-013*	*GW-017324-031413-SM-005*
Sample Date		*5/10/2006*	*11/12/2008*	*12/6/2011*	*5/1/2014*	*3/14/2013*
Sample Depth		-	-	-	-	-
Sample Depth						
	Units					
Volatile Organic Compounds (VOCs)						
Acetone	ug/L	33 U	33 U	80 U	20 U	--
Benzene	ug/L	3.3 U	3.3 U	8.0 U	2.0 U	--
Bromodichloromethane	ug/L	3.3 U	3.3 U	8.0 U	2.0 U	--
Bromoform	ug/L	3.3 U	3.3 U	8.0 U	2.0 U	--
Bromomethane (Methyl bromide)	ug/L	3.3 U	3.3 U	8.0 U	2.0 U	--
2-Butanone (Methyl ethyl ketone) (MEK)	ug/L	33 U	33 U	80 U	4.9 J	--
Carbon disulfide	ug/L	3.3 U	3.3 U	8.0 U	2.0 U	--
Carbon tetrachloride	ug/L	3.3 U	3.3 U	8.0 U	2.0 U	--
Chlorobenzene	ug/L	3.3 U	3.3 U	8.0 U	2.0 U	--
Chloroethane	ug/L	3.3 U	3.3 U	8.0 U	2.0 U	--
2-Chloroethyl vinyl ether	ug/L	--	--	--	--	--
Chloroform (Trichloromethane)	ug/L	3.3 U	3.3 U	8.0 U	2.0 U	--
Chloromethane (Methyl chloride)	ug/L	3.3 U	3.3 U	8.0 U	2.0 U	--
Cyclohexane	ug/L	--	3.3 U	8.0 U	2.0 U	--
1,2-Dibromo-3-chloropropane (DBCP)	ug/L	--	6.7 U	16 U	4.0 U	--
Dibromochloromethane	ug/L	3.3 U	3.3 U	8.0 U	2.0 U	--
1,2-Dibromoethane (Ethylene dibromide)	ug/L	--	3.3 U	8.0 U	2.0 U	--
1,2-Dichlorobenzene	ug/L	--	3.3 U	8.0 U	2.0 U	--
1,3-Dichlorobenzene	ug/L	--	3.3 U	8.0 U	2.0 U	--
1,4-Dichlorobenzene	ug/L	--	3.3 U	8.0 U	2.0 U	--
Dichlorodifluoromethane (CFC-12)	ug/L	--	3.3 U	8.0 U	2.0 U	--
1,1-Dichloroethane	ug/L	1.5 J	3.3 U	8.0 U	0.94 J	--
1,2-Dichloroethane	ug/L	3.3 U	3.3 U	8.0 U	2.0 U	--
1,2-Dichloroethene (total)	ug/L	--	--	--	--	--
1,1-Dichloroethene	ug/L	3.3 U	3.3 U	8.0 U	0.49 J	--
cis-1,2-Dichloroethene	ug/L	**83**[a]	**97**[a]	**79**[a]	37	--
trans-1,2-Dichloroethene	ug/L	18	25	13	13	--
1,2-Dichloropropane	ug/L	3.3 U	3.3 U	8.0 U	2.0 U	--
cis-1,3-Dichloropropene	ug/L	3.3 U	3.3 U	8.0 U	2.0 U	--
trans-1,3-Dichloropropene	ug/L	3.3 U	3.3 U	8.0 U	2.0 U	--
Ethylbenzene	ug/L	3.3 U	3.3 U	8.0 U	2.0 U	--
2-Hexanone	ug/L	33 U	33 U	80 U	20 U	--
Isopropyl benzene	ug/L	--	3.3 U	8.0 U	2.0 U	--
Methyl acetate	ug/L	--	33 U	80 U	20 U	--
Methyl cyclohexane	ug/L	--	3.3 U	8.0 U	2.0 U	--
Methyl tert butyl ether (MTBE)	ug/L	--	17 U	40 U	2.0 U	--
4-Methyl-2-pentanone (Methyl isobutyl ketone) (MIBK)	ug/L	33 U	33 U	80 U	20 U	--
Methylene chloride	ug/L	3.3 UJ	3.3 U	8.0 U	2.0 U	--
Styrene	ug/L	3.3 U	3.3 U	8.0 U	2.0 U	--
VOCs (Continued)						

APPENDIX G.3

GROUNDWATER QUALITY DATA
RFI REPORT
FORMER MANUAL TRANSMISSIONS OF MUNCIE FACILITY
MUNCIE, INDIANA

AOI		*AOI 16*	*AOI 16*	*AOI 16*	*AOI 16*	*AOI 20.2*
Sample Location		*PW-02*	*PW-02*	*PW-02*	*PW-02*	*MW52-13*
Sample Identification		*GW-017330-051006-NH-017*	*GW-017324-111208-NH-008*	*GW-17324-120611-EM-010*	*GW-017324-050114-SM-013*	*GW-017324-031413-SM-005*
Sample Date		*5/10/2006*	*11/12/2008*	*12/6/2011*	*5/1/2014*	*3/14/2013*
Sample Depth		-	-	-	-	-
Sample Depth						
	Units					
1,1,2,2-Tetrachloroethane	ug/L	3.3 U	3.3 U	8.0 U	2.0 U	--
Tetrachloroethene	ug/L	3.3 U	3.3 U	8.0 U	2.0 U	--
Toluene	ug/L	3.3 U	3.3 U	8.0 U	2.0 U	--
1,2,4-Trichlorobenzene	ug/L	--	3.3 U	8.0 U	2.0 U	--
1,1,1-Trichloroethane	ug/L	3.3 U	3.3 U	8.0 U	2.0 U	--
1,1,2-Trichloroethane	ug/L	3.3 U	3.3 U	8.0 U	2.0 U	--
Trichloroethene	ug/L	**120**[abc]	**59**[abc]	**220**[abc]	**54**[abc]	--
Trichlorofluoromethane (CFC-11)	ug/L	--	3.3 U	8.0 U	2.0 U	--
Trifluorotrichloroethane (Freon 113)	ug/L	--	3.3 U	8.0 U	2.0 U	--
Vinyl acetate	ug/L	--	--	--	--	--
Vinyl chloride	ug/L	**2.3 J**[ab]	**3.7**[ab]	**3.4 J**[ab]	**2.7**[ab]	--
Xylenes (total)	ug/L	6.7 U	6.7 U	16 U	4.0 U	--
Semi-Volatile Organic Compounds (SVOCs)						
Acenaphthene	ug/L	0.2 U	0.20 U	--	--	--
Acenaphthylene	ug/L	0.2 U	0.20 U	--	--	--
Acetonitrile	ug/L	--	--	--	--	--
Acetophenone	ug/L	1 U	1.0 U	--	--	--
2-Acetylaminofluorene	ug/L	--	--	--	--	--
Acrolein	ug/L	--	--	--	--	--
Acrylonitrile	ug/L	--	--	--	--	--
Allyl chloride	ug/L	--	--	--	--	--
4-Aminobiphenyl	ug/L	--	--	--	--	--
Aniline	ug/L	--	--	--	--	--
Anthracene	ug/L	0.2 U	0.20 U	--	--	--
Aramite	ug/L	--	--	--	--	--
Atrazine	ug/L	1 U	1.0 U	--	--	--
Benzaldehyde	ug/L	1 U	1.0 U	--	--	--
Benzidine	ug/L	--	--	--	--	--
Benzo(a)anthracene	ug/L	0.2 U	0.20 U	--	--	--
Benzo(a)pyrene	ug/L	0.2 U	0.20 U	--	--	--
Benzo(b)fluoranthene	ug/L	0.2 U	0.20 U	--	--	--
Benzo(g,h,i)perylene	ug/L	0.2 U	0.20 U	--	--	--
Benzo(k)fluoranthene	ug/L	0.2 U	0.20 U	--	--	--
Benzoic acid	ug/L	--	--	--	--	--
Benzyl alcohol	ug/L	--	--	--	--	--
Biphenyl (1,1-Biphenyl)	ug/L	1 U	1.0 U	--	--	--
4-Bromophenyl phenyl ether	ug/L	2 U	2.0 U	--	--	--
Butyl benzylphthalate (BBP)	ug/L	1 U	1.0 U	--	--	--
Caprolactam	ug/L	5 U	5.0 U	--	--	--
Carbazole	ug/L	1 U	1.0 U	--	--	--
4-Chloro-3-methylphenol	ug/L	2 U	2.0 U	--	--	--
4-Chloroaniline	ug/L	2 U	2.0 U	--	--	--
Chlorobenzilate	ug/L	--	--	--	--	--
bis(2-Chloroethoxy)methane	ug/L	1 U	1.0 U	--	--	--
bis(2-Chloroethyl)ether	ug/L	1 U	1.0 U	--	--	--

APPENDIX G.3

GROUNDWATER QUALITY DATA
RFI REPORT
FORMER MANUAL TRANSMISSIONS OF MUNCIE FACILITY
MUNCIE, INDIANA

AOI		*AOI 16*	*AOI 16*	*AOI 16*	*AOI 16*	*AOI 20.2*
Sample Location		*PW-02*	*PW-02*	*PW-02*	*PW-02*	*MW52-13*
Sample Identification		*GW-017330-051006-NH-017*	*GW-017324-111208-NH-008*	*GW-17324-120611-EM-010*	*GW-017324-050114-SM-013*	*GW-017324-031413-SM-005*
Sample Date		*5/10/2006*	*11/12/2008*	*12/6/2011*	*5/1/2014*	*3/14/2013*
Sample Depth		*-*	*-*	*-*	*-*	*-*
Sample Depth						
	Units					
2-Chloronaphthalene	ug/L	1 U	1.0 U	--	--	--
2-Chlorophenol	ug/L	1 U	1.0 U	--	--	--
4-Chlorophenyl phenyl ether	ug/L	2 U	2.0 U	--	--	--
Chloroprene	ug/L	--	--	--	--	--
Chrysene	ug/L	0.2 U	0.20 U	--	--	--
Cresol isomers	ug/L	--	--	--	--	--
Diallate	ug/L	--	--	--	--	--
Dibenz(a,h)anthracene	ug/L	0.2 U	0.20 U	--	--	--
Dibenzofuran	ug/L	1 U	1.0 U	--	--	--
Dibromochloromethane	ug/L	--	--	--	--	--
Dibromomethane	ug/L	--	--	--	--	--
trans-1,4-Dichloro-2-butene	ug/L	--	--	--	--	--
3,3'-Dichlorobenzidine	ug/L	5 U	5.0 U	--	--	--
2,4-Dichlorophenol	ug/L	2 U	2.0 U	--	--	--
2,6-Dichlorophenol	ug/L	--	--	--	--	--
Diethyl phthalate	ug/L	1 U	1.0 U	--	--	--
Dimethoate	ug/L	--	--	--	--	--
Dimethyl phthalate	ug/L	1 U	1.0 U	--	--	--
p-Dimethylaminoazobenzene A	ug/L	--	--	--	--	--
7,12-Dimethylbenz(a)anthracene	ug/L	--	--	--	--	--
3,3-Dimethylbenzidine	ug/L	--	--	--	--	--
a,a-Dimethylphenethylamine	ug/L	--	--	--	--	--
2,4-Dimethylphenol	ug/L	2 U	2.0 U	--	--	--
Di-n-butylphthalate (DBP)	ug/L	1 U	1.0 U	--	--	--
4,6-Dinitro-2-methylphenol	ug/L	5 U	5.0 U	--	--	--
Dinitrobenzene, NOS	ug/L	--	--	--	--	--
2,4-Dinitrophenol	ug/L	5 U	5.0 U	--	--	--
2,4-Dinitrotoluene	ug/L	5 U	5.0 U	--	--	--
2,6-Dinitrotoluene	ug/L	5 U	5.0 U	--	--	--
Di-n-octyl phthalate (DnOP)	ug/L	1 U	1.0 U	--	--	--
1,4-Dioxane	ug/L	--	--	--	--	--
Diphenylamine	ug/L	--	--	--	--	--
1,2-Diphenylhydrazine	ug/L	--	--	--	--	--
Disulfoton	ug/L	--	--	--	--	--

APPENDIX G.3

GROUNDWATER QUALITY DATA
RFI REPORT
FORMER MANUAL TRANSMISSIONS OF MUNCIE FACILITY
MUNCIE, INDIANA

AOI		*AOI 16*	*AOI 16*	*AOI 16*	*AOI 16*	*AOI 20.2*
Sample Location		*PW-02*	*PW-02*	*PW-02*	*PW-02*	*MW52-13*
Sample Identification		*GW-017330-051006-NH-017*	*GW-017324-111208-NH-008*	*GW-17324-120611-EM-010*	*GW-017324-050114-SM-013*	*GW-017324-031413-SM-005*
Sample Date		*5/10/2006*	*11/12/2008*	*12/6/2011*	*5/1/2014*	*3/14/2013*
Sample Depth		*-*	*-*	*-*	*-*	*-*
Sample Depth						
	Units					
SVOCs (Continued)						
Ethyl methacrylate	ug/L	--	--	--	--	--
Ethyl methanesulfonate	ug/L	--	--	--	--	--
bis(2-Ethylhexyl)phthalate (DEHP)	ug/L	1 U	5.2 U	--	--	--
Famphur	ug/L	--	--	--	--	--
Fluoranthene	ug/L	0.2 U	0.20 U	--	--	--
Fluorene	ug/L	0.2 U	0.20 U	--	--	--
Hexachlorobenzene	ug/L	0.2 U	0.20 U	--	--	--
Hexachlorobutadiene	ug/L	1 U	1.0 U	--	--	--
Hexachlorocyclopentadiene	ug/L	10 U	10 U	--	--	--
Hexachloroethane	ug/L	1 U	1.0 U	--	--	--
Hexachlorophene A	ug/L	--	--	--	--	--
Hexachloropropene	ug/L	--	--	--	--	--
Indeno(1,2,3-cd)pyrene	ug/L	0.2 U	0.20 U	--	--	--
Iodomethane	ug/L	--	--	--	--	--
Isodrin	ug/L	--	--	--	--	--
Isophorone	ug/L	1 U	1.0 U	--	--	--
Isosafrole	ug/L	--	--	--	--	--
Kepone	ug/L	--	--	--	--	--
Methapyrilene	ug/L	--	--	--	--	--
Methyl acrylonitrile	ug/L	--	--	--	--	--
Methyl methacrylate	ug/L	--	--	--	--	--
Methyl methanesulfonate	ug/L	--	--	--	--	--
Methyl parathion	ug/L	--	--	--	--	--
3-Methylcholanthrene	ug/L	--	--	--	--	--
2-Methylnaphthalene	ug/L	0.2 U	0.20 U	--	--	--
2-Methylphenol	ug/L	1 U	1.0 U	--	--	--
3&4-Methylphenol	ug/L	--	--	--	--	--
4-Methylphenol	ug/L	1 U	1.0 U	--	--	--
Naphthalene	ug/L	0.2 U	0.20 U	--	--	--
1,4-Naphthoquinone	ug/L	--	--	--	--	--
1-Naphthylamine	ug/L	--	--	--	--	--
2-Naphthylamine	ug/L	--	--	--	--	--
2-Nitroaniline	ug/L	2 U	2.0 U	--	--	--
3-Nitroaniline	ug/L	2 U	2.0 U	--	--	--
4-Nitroaniline	ug/L	2 U	2.0 U	--	--	--
Nitrobenzene	ug/L	1 U	1.0 U	--	--	--
2-Nitrophenol	ug/L	2 U	2.0 U	--	--	--
4-Nitrophenol	ug/L	5 U	5.0 U	--	--	--
4-Nitroquinoline-N-oxide	ug/L	--	--	--	--	--
N-Nitrosodi-n-butylamine	ug/L	--	--	--	--	--
N-Nitrosodi-n-propylamine	ug/L	1 U	1.0 U	--	--	--
N-Nitrosodiphenylamine	ug/L	1 U	1.0 U	--	--	--
N-Nitrosodiethylamine	ug/L	--	--	--	--	--
N-Nitrosodimethylamine	ug/L	--	--	--	--	--
N-Nitrosomethylethylamine	ug/L	--	--	--	--	--

APPENDIX G.3

GROUNDWATER QUALITY DATA
RFI REPORT
FORMER MANUAL TRANSMISSIONS OF MUNCIE FACILITY
MUNCIE, INDIANA

AOI		*AOI 16*	*AOI 16*	*AOI 16*	*AOI 16*	*AOI 20.2*
Sample Location		*PW-02*	*PW-02*	*PW-02*	*PW-02*	*MW52-13*
Sample Identification		*GW-017330-051006-NH-017*	*GW-017324-111208-NH-008*	*GW-17324-120611-EM-010*	*GW-017324-050114-SM-013*	*GW-017324-031413-SM-005*
Sample Date		*5/10/2006*	*11/12/2008*	*12/6/2011*	*5/1/2014*	*3/14/2013*
Sample Depth		*-*	*-*	*-*	*-*	*-*
Sample Depth						
	Units					
SVOCs (Continued)						
N-Nitrosomorpholine	ug/L	--	--	--	--	--
N-Nitrosopiperidine	ug/L	--	--	--	--	--
N-Nitrosopyrrolidine	ug/L	--	--	--	--	--
2,2'-Oxybis(1-chloropropane) (bis(2-Chloroisopropyl) ether)	ug/L	1 U	1.0 U	--	--	--
Pentachlorobenzene	ug/L	--	--	--	--	--
Pentachloroethane	ug/L	--	--	--	--	--
Pentachloronitrobenzene	ug/L	--	--	--	--	--
Pentachlorophenol	ug/L	5 U	5.0 U	--	--	--
Phenacetin	ug/L	--	--	--	--	--
Phenanthrene	ug/L	0.2 U	0.20 U	--	--	--
Phenol	ug/L	1 U	1.0 U	--	--	--
p-Phenylenediamine	ug/L	--	--	--	--	--
Phorate	ug/L	--	--	--	--	--
2-Picoline	ug/L	--	--	--	--	--
Pronamide	ug/L	--	--	--	--	--
Propionitrile (ethyl cyanide)	ug/L	--	--	--	--	--
Pyrene	ug/L	0.2 U	0.20 U	--	--	--
Pyridine	ug/L	--	--	--	--	--
Safrole	ug/L	--	--	--	--	--
1,2,4,5-Tetrachlorobenzene	ug/L	--	--	--	--	--
1,1,1,2-Tetrachloroethane	ug/L	--	--	--	--	--
2,3,4,6-Tetrachlorophenol	ug/L	--	--	--	--	--
Thionazin (O,O-diethyl-O-2-pyrazinyl phosphorothioate)	ug/L	--	--	--	--	--
o-Toluidine A	ug/L	--	--	--	--	--
5-Nitro-2-toluidine	ug/L	--	--	--	--	--
2,4,5-Trichlorophenol	ug/L	5 U	5.0 U	--	--	--
2,4,6-Trichlorophenol	ug/L	5 U	5.0 U	--	--	--
1,2,3-Trichloropropane	ug/L	--	--	--	--	--
0,0,0-Triethylphosphorothioate	ug/L	--	--	--	--	--
1,3,5-Trinitrobenzene	ug/L	--	--	--	--	--
PCBs						
Aroclor-1016 (PCB-1016)	ug/L	--	--	--	--	5.1 U
Aroclor-1221 (PCB-1221)	ug/L	--	--	--	--	5.1 U
Aroclor-1232 (PCB-1232)	ug/L	--	--	--	--	5.1 U
Aroclor-1242 (PCB-1242)	ug/L	--	--	--	--	5.1 U
Aroclor-1248 (PCB-1248)	ug/L	--	--	--	--	5.1 U
Aroclor-1254 (PCB-1254)	ug/L	--	--	--	--	5.1 U
Aroclor-1260 (PCB-1260)	ug/L	--	--	--	--	5.1 U
Total PCBs	ug/L	--	--	--	--	ND
Total Petroleum Hydrocarbons (TPH)						
Total Petroleum Hydrocarbons - Purgeable (GRO)	ug/L	--	--	--	--	--

APPENDIX G.3

GROUNDWATER QUALITY DATA
RFI REPORT
FORMER MANUAL TRANSMISSIONS OF MUNCIE FACILITY
MUNCIE, INDIANA

AOI		*AOI 16*	*AOI 16*	*AOI 16*	*AOI 16*	*AOI 20.2*
Sample Location		*PW-02*	*PW-02*	*PW-02*	*PW-02*	*MW52-13*
Sample Identification		*GW-017330-051006-NH-017*	*GW-017324-111208-NH-008*	*GW-17324-120611-EM-010*	*GW-017324-050114-SM-013*	*GW-017324-031413-SM-005*
Sample Date		*5/10/2006*	*11/12/2008*	*12/6/2011*	*5/1/2014*	*3/14/2013*
Sample Depth		-	-	-	-	-
Sample Depth						
	Units					
Metals						
Aluminum	ug/L	--	--	--	--	13000
Antimony	ug/L	--	--	--	--	10 U
Arsenic	ug/L	**11.4**[a]	**15.5**[a]	--	--	6.4 J
Arsenic (dissolved)	ug/L	6.6 J	10.0 U	--	--	--
Barium	ug/L	152 J	404	--	--	120 J
Barium (dissolved)	ug/L	144 J	407	--	--	--
Beryllium	ug/L	--	--	--	--	5.0 U
Cadmium	ug/L	5 U	5.0 U	--	--	2.0 U
Cadmium (dissolved)	ug/L	5 U	5.0 U	--	--	--
Calcium	ug/L	--	--	--	--	100000
Calcium (dissolved)	ug/L	--	--	--	--	--
Chromium	ug/L	10 U	10.0 U	--	--	16
Chromium (dissolved)	ug/L	10 U	10.0 U	--	--	--
Cobalt	ug/L	--	--	--	--	**7.1**[a]
Copper	ug/L	--	--	--	--	12 J
Copper (dissolved)	ug/L	--	--	--	--	--
Iron	ug/L	--	--	--	--	**14000**[a]
Iron (dissolved)	ug/L	--	--	--	--	--
Lead	ug/L	3 U	3.0 U	--	--	5.4
Lead (dissolved)	ug/L	3 U	8.3	--	--	--
Magnesium	ug/L	--	--	--	--	36000
Magnesium (dissolved)	ug/L	--	--	--	--	--
Manganese	ug/L	--	--	--	--	230
Manganese (dissolved)	ug/L	--	--	--	--	--
Mercury	ug/L	0.2 U	0.20 U	--	--	0.20 U
Mercury (dissolved)	ug/L	0.2 U	0.20 U	--	--	--
Nickel	ug/L	--	--	--	--	20 J
Nickel (dissolved)	ug/L	--	--	--	--	--
Potassium	ug/L	--	--	--	--	5800
Selenium	ug/L	5 U	5.0 U	--	--	5.0 U
Selenium (dissolved)	ug/L	2.9 J	5.0 U	--	--	--
Silver	ug/L	10 U	10.0 U	--	--	5.0 U
Silver (dissolved)	ug/L	10 U	10.0 U	--	--	--
Sodium	ug/L	--	--	--	--	26000
Thallium	ug/L	--	--	--	--	10 U
Vanadium	ug/L	--	--	--	--	28
Zinc	ug/L	--	--	--	--	57 U
Zinc (dissolved)	ug/L	--	--	--	--	--

APPENDIX G.3

GROUNDWATER QUALITY DATA
RFI REPORT
FORMER MANUAL TRANSMISSIONS OF MUNCIE FACILITY
MUNCIE, INDIANA

AOI		***AOI 16***	***AOI 16***	***AOI 16***	***AOI 16***	***AOI 20.2***
Sample Location		***PW-02***	***PW-02***	***PW-02***	***PW-02***	***MW52-13***
Sample Identification		***GW-017330-051006-NH-017***	***GW-017324-111208-NH-008***	***GW-17324-120611-EM-010***	***GW-017324-050114-SM-013***	***GW-017324-031413-SM-005***
Sample Date		***5/10/2006***	***11/12/2008***	***12/6/2011***	***5/1/2014***	***3/14/2013***
Sample Depth		***-***	***-***	***-***	***-***	***-***
Sample Depth						
	Units					
Gas						
Ethane	ug/L	--	--	--	--	--
Ethene	ug/L	--	--	--	--	--
Methane	ug/L	--	--	--	--	--
General Chemistry						
Alkalinity, bicarbonate	ug/L	--	--	--	--	--
Alkalinity, carbonate	ug/L	--	--	--	--	--
Bicarbonate (as CaCO3)	ug/L	--	--	--	--	--
Chloride	ug/L	--	--	--	--	--
Dissolved organic carbon (DOC)	ug/L	--	--	--	--	--
Hardness	ug/L	--	--	--	--	--
Hardness, carbonate	ug/L	--	--	--	--	--
Nitrate (as N)	ug/L	--	--	--	--	--
Nitrite (as N)	ug/L	--	--	--	--	--
pH	s.u.	--	--	--	--	--
Sulfate	ug/L	--	--	--	--	--
Sulfide	ug/L	--	--	--	--	--
Total dissolved solids (TDS)	ug/L	--	--	--	--	--
Total organic carbon (TOC)	ug/L	--	--	--	--	--

Notes
ug/L - Micrograms per litre
"-" - No value
U - Not detected at the associated reporting limit
J - Estimated concentration
UJ - Not detected; associated reporting limit is estimated
R - Rejected
s.u. - Standard units
nc - No criteria
ND - Non Detect (calculation)
BOLD[abc] Concentration exceeds associated screening level
IDEM Appendix A: Screening Levels Remedation Closure Guide - March 25, 2014
a - Exceeds IDEM residential tap screening levels
b - Exceeds IDEM residential vapor exposure screening levels
c - Exceeds IDEM commercial/industrial vapor screening levels

APPENDIX G.3

GROUNDWATER QUALITY DATA
RFI REPORT
FORMER MANUAL TRANSMISSIONS OF MUNCIE FACILITY
MUNCIE, INDIANA

AOI		*AOI 20.2*	*AOI 20.2*	*AOI 28*	*AOI 28*	*AOI 28*
Sample Location		***MW52-13***	***MW52-13***	***MW-38(CRA)***	***MW-38(CRA)***	***MW-39(CRA)***
Sample Identification		***GW-017324-031413-SM-006***	***GW-017324-050814-SM-044***	***GW-17324-120911-EM-045***	***GW-017324-050114-SM-007***	***GW-17324-120711-EM-014***
Sample Date		***3/14/2013***	***5/8/2014***	***12/9/2011***	***5/1/2014***	***12/7/2011***
Sample Depth		*-*	*-*	*-*	*-*	*-*
Sample Depth						
	Units					
Volatile Organic Compounds (VOCs)						
Acetone	ug/L	--	10 U	560 U	10 U	10 U
Benzene	ug/L	--	1.0 U	56 U	1.0 U	1.0 U
Bromodichloromethane	ug/L	--	1.0 U	56 U	1.0 U	1.0 U
Bromoform	ug/L	--	1.0 U	56 U	1.0 U	1.0 U
Bromomethane (Methyl bromide)	ug/L	--	1.0 U	56 U	1.0 U	1.0 U
2-Butanone (Methyl ethyl ketone) (MEK)	ug/L	--	10 U	560 U	10 U	10 U
Carbon disulfide	ug/L	--	1.0 U	56 U	1.0 U	1.0 U
Carbon tetrachloride	ug/L	--	1.0 U	56 U	1.0 U	1.0 U
Chlorobenzene	ug/L	--	1.0 U	56 U	1.0 U	1.0 U
Chloroethane	ug/L	--	1.0 U	56 U	1.0 U	1.0 U
2-Chloroethyl vinyl ether	ug/L	--	--	--	--	--
Chloroform (Trichloromethane)	ug/L	--	1.0 U	56 U	1.0 U	1.0 U
Chloromethane (Methyl chloride)	ug/L	--	1.0 U	56 U	1.0 U	1.0 U
Cyclohexane	ug/L	--	1.0 U	56 U	1.0 U	1.0 U
1,2-Dibromo-3-chloropropane (DBCP)	ug/L	--	2.0 U	110 U	2.0 U	2.0 U
Dibromochloromethane	ug/L	--	1.0 U	56 U	1.0 U	1.0 U
1,2-Dibromoethane (Ethylene dibromide)	ug/L	--	1.0 U	56 U	1.0 U	1.0 U
1,2-Dichlorobenzene	ug/L	--	1.0 U	56 U	1.0 U	1.0 U
1,3-Dichlorobenzene	ug/L	--	1.0 U	56 U	1.0 U	1.0 U
1,4-Dichlorobenzene	ug/L	--	1.0 U	56 U	1.0 U	1.0 U
Dichlorodifluoromethane (CFC-12)	ug/L	--	1.0 U	56 U	1.0 U	1.0 U
1,1-Dichloroethane	ug/L	--	1.0 U	**2000[abc]**	0.48 J	0.48 J
1,2-Dichloroethane	ug/L	--	1.0 U	56 U	1.0 U	1.0 U
1,2-Dichloroethene (total)	ug/L	--	--	--	--	--
1,1-Dichloroethene	ug/L	--	1.0 U	**86[a]**	1.0 U	1.0 U
cis-1,2-Dichloroethene	ug/L	--	1.0 U	**130[a]**	0.60 J	0.60 J
trans-1,2-Dichloroethene	ug/L	--	1.0 U	56 U	1.0 U	1.0 U
1,2-Dichloropropane	ug/L	--	1.0 U	56 U	1.0 U	1.0 U
cis-1,3-Dichloropropene	ug/L	--	1.0 U	56 U	1.0 U	1.0 U
trans-1,3-Dichloropropene	ug/L	--	1.0 U	56 U	1.0 U	1.0 U
Ethylbenzene	ug/L	--	1.0 U	56 U	1.0 U	1.0 U
2-Hexanone	ug/L	--	10 U	560 U	10 U	10 U
Isopropyl benzene	ug/L	--	1.0 U	56 U	1.0 U	1.0 U
Methyl acetate	ug/L	--	10 U	560 U	10 U	10 U
Methyl cyclohexane	ug/L	--	1.0 U	56 U	0.34 J	1.0 U
Methyl tert butyl ether (MTBE)	ug/L	--	1.0 U	280 U	1.0 U	5.0 U
4-Methyl-2-pentanone (Methyl isobutyl ketone) (MIBK)	ug/L	--	10 U	560 U	10 U	10 U
Methylene chloride	ug/L	--	1.0 U	**24 J[a]**	1.0 U	1.0 U
Styrene	ug/L	--	1.0 U	56 U	1.0 U	1.0 U
VOCs (Continued)						

APPENDIX G.3

GROUNDWATER QUALITY DATA
RFI REPORT
FORMER MANUAL TRANSMISSIONS OF MUNCIE FACILITY
MUNCIE, INDIANA

AOI		*AOI 20.2*	*AOI 20.2*	*AOI 28*	*AOI 28*	*AOI 28*
Sample Location		***MW52-13***	***MW52-13***	***MW-38(CRA)***	***MW-38(CRA)***	***MW-39(CRA)***
Sample Identification		***GW-017324-031413-SM-006***	***GW-017324-050814-SM-044***	***GW-17324-120911-EM-045***	***GW-017324-050114-SM-007***	***GW-17324-120711-EM-014***
Sample Date		***3/14/2013***	***5/8/2014***	***12/9/2011***	***5/1/2014***	***12/7/2011***
Sample Depth		-	-	-	-	-
Sample Depth						
	Units					
1,1,2,2-Tetrachloroethane	ug/L	--	1.0 U	56 U	1.0 U	1.0 U
Tetrachloroethene	ug/L	--	1.0 U	56 U	1.0 U	0.48 J
Toluene	ug/L	--	1.0 U	56 U	1.0 U	1.0 U
1,2,4-Trichlorobenzene	ug/L	--	1.0 U	56 U	1.0 U	1.0 U
1,1,1-Trichloroethane	ug/L	--	1.0 U	**880**[a]	1.0 U	1.0 U
1,1,2-Trichloroethane	ug/L	--	1.0 U	56 U	1.0 U	1.0 U
Trichloroethene	ug/L	--	1.0 U	**530**[abc]	1.0 U	1.0 U
Trichlorofluoromethane (CFC-11)	ug/L	--	1.0 U	56 U	1.0 U	1.0 U
Trifluorotrichloroethane (Freon 113)	ug/L	--	1.0 U	56 U	1.0 U	1.0 U
Vinyl acetate	ug/L	--	--	--	--	--
Vinyl chloride	ug/L	--	1.0 U	56 U	1.0 U	1.0 U
Xylenes (total)	ug/L	--	2.0 U	110 U	2.0 U	2.0 U
Semi-Volatile Organic Compounds (SVOCs)						
Acenaphthene	ug/L	--	--	--	--	--
Acenaphthylene	ug/L	--	--	--	--	--
Acetonitrile	ug/L	--	--	--	--	--
Acetophenone	ug/L	--	--	--	--	--
2-Acetylaminofluorene	ug/L	--	--	--	--	--
Acrolein	ug/L	--	--	--	--	--
Acrylonitrile	ug/L	--	--	--	--	--
Allyl chloride	ug/L	--	--	--	--	--
4-Aminobiphenyl	ug/L	--	--	--	--	--
Aniline	ug/L	--	--	--	--	--
Anthracene	ug/L	--	--	--	--	--
Aramite	ug/L	--	--	--	--	--
Atrazine	ug/L	--	--	--	--	--
Benzaldehyde	ug/L	--	--	--	--	--
Benzidine	ug/L	--	--	--	--	--
Benzo(a)anthracene	ug/L	--	--	--	--	--
Benzo(a)pyrene	ug/L	--	--	--	--	--
Benzo(b)fluoranthene	ug/L	--	--	--	--	--
Benzo(g,h,i)perylene	ug/L	--	--	--	--	--
Benzo(k)fluoranthene	ug/L	--	--	--	--	--
Benzoic acid	ug/L	--	--	--	--	--
Benzyl alcohol	ug/L	--	--	--	--	--
Biphenyl (1,1-Biphenyl)	ug/L	--	--	--	--	--
4-Bromophenyl phenyl ether	ug/L	--	--	--	--	--
Butyl benzylphthalate (BBP)	ug/L	--	--	--	--	--
Caprolactam	ug/L	--	--	--	--	--
Carbazole	ug/L	--	--	--	--	--
4-Chloro-3-methylphenol	ug/L	--	--	--	--	--
4-Chloroaniline	ug/L	--	--	--	--	--
Chlorobenzilate	ug/L	--	--	--	--	--
bis(2-Chloroethoxy)methane	ug/L	--	--	--	--	--
bis(2-Chloroethyl)ether	ug/L	--	--	--	--	--

APPENDIX G.3

GROUNDWATER QUALITY DATA
RFI REPORT
FORMER MANUAL TRANSMISSIONS OF MUNCIE FACILITY
MUNCIE, INDIANA

AOI		*AOI 20.2*	*AOI 20.2*	*AOI 28*	*AOI 28*	*AOI 28*
Sample Location		***MW52-13***	***MW52-13***	***MW-38(CRA)***	***MW-38(CRA)***	***MW-39(CRA)***
Sample Identification		***GW-017324-031413-SM-006***	***GW-017324-050814-SM-044***	***GW-17324-120911-EM-045***	***GW-017324-050114-SM-007***	***GW-17324-120711-EM-014***
Sample Date		***3/14/2013***	***5/8/2014***	***12/9/2011***	***5/1/2014***	***12/7/2011***
Sample Depth		***-***	***-***	***-***	***-***	***-***
Sample Depth						
	Units					
2-Chloronaphthalene	ug/L	--	--	--	--	--
2-Chlorophenol	ug/L	--	--	--	--	--
4-Chlorophenyl phenyl ether	ug/L	--	--	--	--	--
Chloroprene	ug/L	--	--	--	--	--
Chrysene	ug/L	--	--	--	--	--
Cresol isomers	ug/L	--	--	--	--	--
Diallate	ug/L	--	--	--	--	--
Dibenz(a,h)anthracene	ug/L	--	--	--	--	--
Dibenzofuran	ug/L	--	--	--	--	--
Dibromochloromethane	ug/L	--	--	--	--	--
Dibromomethane	ug/L	--	--	--	--	--
trans-1,4-Dichloro-2-butene	ug/L	--	--	--	--	--
3,3'-Dichlorobenzidine	ug/L	--	--	--	--	--
2,4-Dichlorophenol	ug/L	--	--	--	--	--
2,6-Dichlorophenol	ug/L	--	--	--	--	--
Diethyl phthalate	ug/L	--	--	--	--	--
Dimethoate	ug/L	--	--	--	--	--
Dimethyl phthalate	ug/L	--	--	--	--	--
p-Dimethylaminoazobenzene A	ug/L	--	--	--	--	--
7,12-Dimethylbenz(a)anthracene	ug/L	--	--	--	--	--
3,3-Dimethylbenzidine	ug/L	--	--	--	--	--
a,a-Dimethylphenethylamine	ug/L	--	--	--	--	--
2,4-Dimethylphenol	ug/L	--	--	--	--	--
Di-n-butylphthalate (DBP)	ug/L	--	--	--	--	--
4,6-Dinitro-2-methylphenol	ug/L	--	--	--	--	--
Dinitrobenzene, NOS	ug/L	--	--	--	--	--
2,4-Dinitrophenol	ug/L	--	--	--	--	--
2,4-Dinitrotoluene	ug/L	--	--	--	--	--
2,6-Dinitrotoluene	ug/L	--	--	--	--	--
Di-n-octyl phthalate (DnOP)	ug/L	--	--	--	--	--
1,4-Dioxane	ug/L	--	--	--	--	--
Diphenylamine	ug/L	--	--	--	--	--
1,2-Diphenylhydrazine	ug/L	--	--	--	--	--
Disulfoton	ug/L	--	--	--	--	--

APPENDIX G.3

GROUNDWATER QUALITY DATA
RFI REPORT
FORMER MANUAL TRANSMISSIONS OF MUNCIE FACILITY
MUNCIE, INDIANA

AOI		*AOI 20.2*	*AOI 20.2*	*AOI 28*	*AOI 28*	*AOI 28*
Sample Location		*MW52-13*	*MW52-13*	*MW-38(CRA)*	*MW-38(CRA)*	*MW-39(CRA)*
Sample Identification		*GW-017324-031413-SM-006*	*GW-017324-050814-SM-044*	*GW-17324-120911-EM-045*	*GW-017324-050114-SM-007*	*GW-17324-120711-EM-014*
Sample Date		*3/14/2013*	*5/8/2014*	*12/9/2011*	*5/1/2014*	*12/7/2011*
Sample Depth		*-*	*-*	*-*	*-*	*-*
Sample Depth						
	Units					
SVOCs (Continued)						
Ethyl methacrylate	ug/L	--	--	--	--	--
Ethyl methanesulfonate	ug/L	--	--	--	--	--
bis(2-Ethylhexyl)phthalate (DEHP)	ug/L	--	--	--	--	--
Famphur	ug/L	--	--	--	--	--
Fluoranthene	ug/L	--	--	--	--	--
Fluorene	ug/L	--	--	--	--	--
Hexachlorobenzene	ug/L	--	--	--	--	--
Hexachlorobutadiene	ug/L	--	--	--	--	--
Hexachlorocyclopentadiene	ug/L	--	--	--	--	--
Hexachloroethane	ug/L	--	--	--	--	--
Hexachlorophene A	ug/L	--	--	--	--	--
Hexachloropropene	ug/L	--	--	--	--	--
Indeno(1,2,3-cd)pyrene	ug/L	--	--	--	--	--
Iodomethane	ug/L	--	--	--	--	--
Isodrin	ug/L	--	--	--	--	--
Isophorone	ug/L	--	--	--	--	--
Isosafrole	ug/L	--	--	--	--	--
Kepone	ug/L	--	--	--	--	--
Methapyrilene	ug/L	--	--	--	--	--
Methyl acrylonitrile	ug/L	--	--	--	--	--
Methyl methacrylate	ug/L	--	--	--	--	--
Methyl methanesulfonate	ug/L	--	--	--	--	--
Methyl parathion	ug/L	--	--	--	--	--
3-Methylcholanthrene	ug/L	--	--	--	--	--
2-Methylnaphthalene	ug/L	--	--	--	--	--
2-Methylphenol	ug/L	--	--	--	--	--
3&4-Methylphenol	ug/L	--	--	--	--	--
4-Methylphenol	ug/L	--	--	--	--	--
Naphthalene	ug/L	--	--	--	--	--
1,4-Naphthoquinone	ug/L	--	--	--	--	--
1-Naphthylamine	ug/L	--	--	--	--	--
2-Naphthylamine	ug/L	--	--	--	--	--
2-Nitroaniline	ug/L	--	--	--	--	--
3-Nitroaniline	ug/L	--	--	--	--	--
4-Nitroaniline	ug/L	--	--	--	--	--
Nitrobenzene	ug/L	--	--	--	--	--
2-Nitrophenol	ug/L	--	--	--	--	--
4-Nitrophenol	ug/L	--	--	--	--	--
4-Nitroquinoline-N-oxide	ug/L	--	--	--	--	--
N-Nitrosodi-n-butylamine	ug/L	--	--	--	--	--
N-Nitrosodi-n-propylamine	ug/L	--	--	--	--	--
N-Nitrosodiphenylamine	ug/L	--	--	--	--	--
N-Nitrosodiethylamine	ug/L	--	--	--	--	--
N-Nitrosodimethylamine	ug/L	--	--	--	--	--
N-Nitrosomethylethylamine	ug/L	--	--	--	--	--

APPENDIX G.3

GROUNDWATER QUALITY DATA
RFI REPORT
FORMER MANUAL TRANSMISSIONS OF MUNCIE FACILITY
MUNCIE, INDIANA

AOI		*AOI 20.2*	*AOI 20.2*	*AOI 28*	*AOI 28*	*AOI 28*
Sample Location		*MW52-13*	*MW52-13*	*MW-38(CRA)*	*MW-38(CRA)*	*MW-39(CRA)*
Sample Identification		*GW-017324-031413-SM-006*	*GW-017324-050814-SM-044*	*GW-17324-120911-EM-045*	*GW-017324-050114-SM-007*	*GW-17324-120711-EM-014*
Sample Date		*3/14/2013*	*5/8/2014*	*12/9/2011*	*5/1/2014*	*12/7/2011*
Sample Depth		*-*	*-*	*-*	*-*	*-*
Sample Depth						
	Units					
SVOCs (Continued)						
N-Nitrosomorpholine	ug/L	--	--	--	--	--
N-Nitrosopiperidine	ug/L	--	--	--	--	--
N-Nitrosopyrrolidine	ug/L	--	--	--	--	--
2,2'-Oxybis(1-chloropropane) (bis(2-Chloroisopropyl) ether)	ug/L	--	--	--	--	--
Pentachlorobenzene	ug/L	--	--	--	--	--
Pentachloroethane	ug/L	--	--	--	--	--
Pentachloronitrobenzene	ug/L	--	--	--	--	--
Pentachlorophenol	ug/L	--	--	--	--	--
Phenacetin	ug/L	--	--	--	--	--
Phenanthrene	ug/L	--	--	--	--	--
Phenol	ug/L	--	--	--	--	--
p-Phenylenediamine	ug/L	--	--	--	--	--
Phorate	ug/L	--	--	--	--	--
2-Picoline	ug/L	--	--	--	--	--
Pronamide	ug/L	--	--	--	--	--
Propionitrile (ethyl cyanide)	ug/L	--	--	--	--	--
Pyrene	ug/L	--	--	--	--	--
Pyridine	ug/L	--	--	--	--	--
Safrole	ug/L	--	--	--	--	--
1,2,4,5-Tetrachlorobenzene	ug/L	--	--	--	--	--
1,1,1,2-Tetrachloroethane	ug/L	--	--	--	--	--
2,3,4,6-Tetrachlorophenol	ug/L	--	--	--	--	--
Thionazin (O,O-diethyl-O-2-pyrazinyl phosphorothioate)	ug/L	--	--	--	--	--
o-Toluidine A	ug/L	--	--	--	--	--
5-Nitro-2-toluidine	ug/L	--	--	--	--	--
2,4,5-Trichlorophenol	ug/L	--	--	--	--	--
2,4,6-Trichlorophenol	ug/L	--	--	--	--	--
1,2,3-Trichloropropane	ug/L	--	--	--	--	--
0,0,0-Triethylphosphorothioate	ug/L	--	--	--	--	--
1,3,5-Trinitrobenzene	ug/L	--	--	--	--	--
PCBs						
Aroclor-1016 (PCB-1016)	ug/L	0.50 U	0.54 U	--	--	--
Aroclor-1221 (PCB-1221)	ug/L	0.50 U	0.54 U	--	--	--
Aroclor-1232 (PCB-1232)	ug/L	0.50 U	0.54 U	--	--	--
Aroclor-1242 (PCB-1242)	ug/L	0.50 U	0.54 U	--	--	--
Aroclor-1248 (PCB-1248)	ug/L	0.50 U	0.54 U	--	--	--
Aroclor-1254 (PCB-1254)	ug/L	0.50 U	0.54 U	--	--	--
Aroclor-1260 (PCB-1260)	ug/L	0.50 U	0.54 U	--	--	--
Total PCBs	ug/L	ND	ND	--	--	--
Total Petroleum Hydrocarbons (TPH)						
Total Petroleum Hydrocarbons - Purgeable (GRO)	ug/L	--	--	--	--	--

APPENDIX G.3

GROUNDWATER QUALITY DATA
RFI REPORT
FORMER MANUAL TRANSMISSIONS OF MUNCIE FACILITY
MUNCIE, INDIANA

AOI		*AOI 20.2*	*AOI 20.2*	*AOI 28*	*AOI 28*	*AOI 28*
Sample Location		***MW52-13***	***MW52-13***	***MW-38(CRA)***	***MW-38(CRA)***	***MW-39(CRA)***
Sample Identification		***GW-017324-031413-SM-006***	***GW-017324-050814-SM-044***	***GW-17324-120911-EM-045***	***GW-017324-050114-SM-007***	***GW-17324-120711-EM-014***
Sample Date		***3/14/2013***	***5/8/2014***	***12/9/2011***	***5/1/2014***	***12/7/2011***
Sample Depth		***-***	***-***	***-***	***-***	***-***
Sample Depth						
	Units					
Metals						
Aluminum	ug/L	--	--	--	--	--
Antimony	ug/L	--	--	--	--	--
Arsenic	ug/L	--	--	--	--	--
Arsenic (dissolved)	ug/L	--	--	--	--	--
Barium	ug/L	--	--	--	--	--
Barium (dissolved)	ug/L	--	--	--	--	--
Beryllium	ug/L	--	--	--	--	--
Cadmium	ug/L	--	--	--	--	--
Cadmium (dissolved)	ug/L	--	--	--	--	--
Calcium	ug/L	--	--	--	--	--
Calcium (dissolved)	ug/L	--	--	--	--	--
Chromium	ug/L	--	--	--	--	--
Chromium (dissolved)	ug/L	--	--	--	--	--
Cobalt	ug/L	--	--	--	--	--
Copper	ug/L	--	--	--	--	--
Copper (dissolved)	ug/L	--	--	--	--	--
Iron	ug/L	--	--	--	--	--
Iron (dissolved)	ug/L	--	--	--	--	--
Lead	ug/L	--	--	--	--	--
Lead (dissolved)	ug/L	--	--	--	--	--
Magnesium	ug/L	--	--	--	--	--
Magnesium (dissolved)	ug/L	--	--	--	--	--
Manganese	ug/L	--	--	--	--	--
Manganese (dissolved)	ug/L	--	--	--	--	--
Mercury	ug/L	--	--	--	--	--
Mercury (dissolved)	ug/L	--	--	--	--	--
Nickel	ug/L	--	--	--	--	--
Nickel (dissolved)	ug/L	--	--	--	--	--
Potassium	ug/L	--	--	--	--	--
Selenium	ug/L	--	--	--	--	--
Selenium (dissolved)	ug/L	--	--	--	--	--
Silver	ug/L	--	--	--	--	--
Silver (dissolved)	ug/L	--	--	--	--	--
Sodium	ug/L	--	--	--	--	--
Thallium	ug/L	--	--	--	--	--
Vanadium	ug/L	--	--	--	--	--
Zinc	ug/L	--	--	--	--	--
Zinc (dissolved)	ug/L	--	--	--	--	--

APPENDIX G.3

GROUNDWATER QUALITY DATA
RFI REPORT
FORMER MANUAL TRANSMISSIONS OF MUNCIE FACILITY
MUNCIE, INDIANA

AOI		***AOI 20.2***	***AOI 20.2***	***AOI 28***	***AOI 28***	***AOI 28***
Sample Location		***MW52-13***	***MW52-13***	***MW-38(CRA)***	***MW-38(CRA)***	***MW-39(CRA)***
Sample Identification		***GW-017324-031413-SM-006***	***GW-017324-050814-SM-044***	***GW-17324-120911-EM-045***	***GW-017324-050114-SM-007***	***GW-17324-120711-EM-014***
Sample Date		***3/14/2013***	***5/8/2014***	***12/9/2011***	***5/1/2014***	***12/7/2011***
Sample Depth		***-***	***-***	***-***	***-***	***-***
Sample Depth						
	Units					
Gas						
Ethane	ug/L	--	--	--	--	--
Ethene	ug/L	--	--	--	--	--
Methane	ug/L	--	--	--	--	--
General Chemistry						
Alkalinity, bicarbonate	ug/L	--	--	--	--	--
Alkalinity, carbonate	ug/L	--	--	--	--	--
Bicarbonate (as CaCO3)	ug/L	--	--	--	--	--
Chloride	ug/L	--	--	--	--	--
Dissolved organic carbon (DOC)	ug/L	--	--	--	--	--
Hardness	ug/L	--	--	--	--	--
Hardness, carbonate	ug/L	--	--	--	--	--
Nitrate (as N)	ug/L	--	--	--	--	--
Nitrite (as N)	ug/L	--	--	--	--	--
pH	s.u.	--	--	--	--	--
Sulfate	ug/L	--	--	--	--	--
Sulfide	ug/L	--	--	--	--	--
Total dissolved solids (TDS)	ug/L	--	--	--	--	--
Total organic carbon (TOC)	ug/L	--	--	--	--	--

Notes
ug/L - Micrograms per litre
"-" - No value
U - Not detected at the associated reporting limit
J - Estimated concentration
UJ - Not detected; associated reporting limit is estimated
R - Rejected
s.u. - Standard units
nc - No criteria
ND - Non Detect (calculation)
BOLD[abc] Concentration exceeds associated screening level
IDEM Appendix A: Screening Levels Remedation Closure Guide - March 25, 2014
a - Exceeds IDEM residential tap screening levels
b - Exceeds IDEM residential vapor exposure screening levels
c - Exceeds IDEM commercial/industrial vapor screening levels

APPENDIX G.3

GROUNDWATER QUALITY DATA
RFI REPORT
FORMER MANUAL TRANSMISSIONS OF MUNCIE FACILITY
MUNCIE, INDIANA

AOI		*AOI 35*	*AOI 35*	*AOI 35*	*AOI 35*	*AOI 35*	*AOI 35*	*AOI 35*	*AOI 35*
Sample Location		*MW-1*	*MW-1*	*MW-1*	*MW-1*	*MW-1*	*MW-1*	*MW-1*	*MW-2*
Sample Identification		*MW-1*	*MW-1(ABANDONED)*	*MW-1(ABANDONED)*	*MW-1*	*MW-1(ABANDONED)*	*MW-1(ABANDONED)*	*MW-1(ABANDONED)*	*MW-2*
Sample Date		*11/1/1988*	*12/1/1988*	*1/9/1989*	*1/1/1990*	*7/11/1990*	*12/1/1991*	*6/11/1994*	*11/1/1988*
Sample Depth		-	-	-	-	-	-	-	-
Sample Depth									
	Units								
Volatile Organic Compounds (VOCs)									
Acetone	ug/L	10 U	U	U	U	3	U	U	10 U
Benzene	ug/L	5 U	U	U	--	2 U	U	U	5 U
Bromodichloromethane	ug/L	5 U	U	U	--	2 U	--	U	5 U
Bromoform	ug/L	5 U	--	--	--	2 U	--	--	5 U
Bromomethane (Methyl bromide)	ug/L	10 U	--	--	--	2 U	--	--	10 U
2-Butanone (Methyl ethyl ketone) (MEK)	ug/L	10 U	U	U	U	10 U	--	U	10 U
Carbon disulfide	ug/L	5 U	--	--	U	2 U	--	--	5 U
Carbon tetrachloride	ug/L	5 U	--	--	--	2 U	--	--	5 U
Chlorobenzene	ug/L	5 U	U	U	--	2 U	U	U	5 U
Chloroethane	ug/L	10 U	U	U	U	2 U	U	U	10 U
2-Chloroethyl vinyl ether	ug/L	10 U	U	U	--	--	U	U	10 U
Chloroform (Trichloromethane)	ug/L	11	11	U	U	2 U	U	U	50 U
Chloromethane (Methyl chloride)	ug/L	10 U	U	U	--	2 U	U	U	10 U
Cyclohexane	ug/L	--	--	--	--	--	--	--	--
1,2-Dibromo-3-chloropropane (DBCP)	ug/L	--	--	--	--	--	--	--	--
Dibromochloromethane	ug/L	--	U	U	--	--	U	--	--
1,2-Dibromoethane (Ethylene dibromide)	ug/L	--	--	--	--	--	--	--	--
1,2-Dichlorobenzene	ug/L	10 U	--	--	--	2 U	--	--	10 U
1,3-Dichlorobenzene	ug/L	10 U	--	--	--	2 U	--	--	10 U
1,4-Dichlorobenzene	ug/L	10 U	--	--	--	2 U	--	--	10 U
Dichlorodifluoromethane (CFC-12)	ug/L	--	--	--	--	--	--	--	--
1,1-Dichloroethane	ug/L	5 U	U	U	U	2 U	U	U	5 U
1,2-Dichloroethane	ug/L	5 U	U	U	U	2 U	U	U	5 U
1,2-Dichloroethene (total)	ug/L	--	U	U	U	2 U	U	U	--
1,1-Dichloroethene	ug/L	5 U	U	U	--	2 U	U	U	5 U
cis-1,2-Dichloroethene	ug/L	--	U	--	--	--	--	U	--
trans-1,2-Dichloroethene	ug/L	5 U	U	U	--	--	U	U	5 U
1,2-Dichloropropane	ug/L	--	--	--	--	2 U	--	--	--
cis-1,3-Dichloropropene	ug/L	--	--	--	--	2 U	--	--	--
trans-1,3-Dichloropropene	ug/L	5 U	--	--	--	2 U	--	--	5 U
Ethylbenzene	ug/L	5 U	U	U	--	2 U	U	U	5 U
2-Hexanone	ug/L	10 U	U	U	--	2 U	--	U	10 U
Isopropyl benzene	ug/L	--	--	--	--	--	--	--	--
Methyl acetate	ug/L	--	--	--	--	--	--	--	--
Methyl cyclohexane	ug/L	--	--	--	--	--	--	--	--
Methyl tert butyl ether (MTBE)	ug/L	--	--	--	--	--	--	--	--
4-Methyl-2-pentanone (Methyl isobutyl ketone) (MIBK)	ug/L	10 U	--	--	--	2 U	--	--	10 U
Methylene chloride	ug/L	5 U	U	U	U	2 U	7[a]	U	5 U
Styrene	ug/L	5 U	--	--	--	2 U	--	--	5 U
VOCs (Continued)									

APPENDIX G.3

GROUNDWATER QUALITY DATA
RFI REPORT
FORMER MANUAL TRANSMISSIONS OF MUNCIE FACILITY
MUNCIE, INDIANA

AOI		*AOI 35*	*AOI 35*	*AOI 35*	*AOI 35*	*AOI 35*	*AOI 35*	*AOI 35*	*AOI 35*
Sample Location		*MW-1*	*MW-1*	*MW-1*	*MW-1*	*MW-1*	*MW-1*	*MW-1*	*MW-2*
Sample Identification		*MW-1*	*MW-1(ABANDONED)*	*MW-1(ABANDONED)*	*MW-1*	*MW-1(ABANDONED)*	*MW-1(ABANDONED)*	*MW-1(ABANDONED)*	*MW-2*
Sample Date		*11/1/1988*	*12/1/1988*	*1/9/1989*	*1/1/1990*	*7/11/1990*	*12/1/1991*	*6/11/1994*	*11/1/1988*
Sample Depth		-	-	-	-	-	-	-	-
Sample Depth									
	Units								
1,1,2,2-Tetrachloroethane	ug/L	5 U	--	--	--	2 U	--	--	5 U
Tetrachloroethene	ug/L	5 U	U	U	U	2 U	U	U	5 U
Toluene	ug/L	5 U	U	U	U	2 U	U	U	5 U
1,2,4-Trichlorobenzene	ug/L	10 U	--	--	--	--	--	--	10 U
1,1,1-Trichloroethane	ug/L	5 U	U	U	U	2 U	U	U	5 U
1,1,2-Trichloroethane	ug/L	5 U	--	--	--	2 U	--	--	5 U
Trichloroethene	ug/L	5 U	U	U	U	2 U	U	U	5 U
Trichlorofluoromethane (CFC-11)	ug/L	--	--	--	--	2 U	--	--	--
Trifluorotrichloroethane (Freon 113)	ug/L	--	--	--	--	--	--	--	--
Vinyl acetate	ug/L	10 U	--	--	--	2 U	--	--	10 U
Vinyl chloride	ug/L	10 U	U	U	U	2 U	U	U	10 U
Xylenes (total)	ug/L	5 U	U	U	--	2 U	U	U	5 U
Semi-Volatile Organic Compounds (SVOCs)									
Acenaphthene	ug/L	10 U	--	--	--	--	--	--	10 U
Acenaphthylene	ug/L	10 U	--	--	--	--	--	--	10 U
Acetonitrile	ug/L	--	--	--	--	--	--	--	--
Acetophenone	ug/L	--	--	--	--	--	--	--	--
2-Acetylaminofluorene	ug/L	--	--	--	--	--	--	--	--
Acrolein	ug/L	--	--	--	--	--	--	--	--
Acrylonitrile	ug/L	--	--	--	--	--	--	--	--
Allyl chloride	ug/L	--	--	--	--	--	--	--	--
4-Aminobiphenyl	ug/L	--	--	--	--	--	--	--	--
Aniline	ug/L	--	--	--	--	--	--	--	--
Anthracene	ug/L	10 U	--	--	--	--	--	--	10 U
Aramite	ug/L	--	--	--	--	--	--	--	--
Atrazine	ug/L	--	--	--	--	--	--	--	--
Benzaldehyde	ug/L	--	--	--	--	--	--	--	--
Benzidine	ug/L	--	--	--	--	--	--	--	--
Benzo(a)anthracene	ug/L	10 U	--	--	--	--	--	--	10 U
Benzo(a)pyrene	ug/L	10 U	--	--	--	--	--	--	10 U
Benzo(b)fluoranthene	ug/L	10 U	--	--	--	--	--	--	10 U
Benzo(g,h,i)perylene	ug/L	10 U	--	--	--	--	--	--	10 U
Benzo(k)fluoranthene	ug/L	10 U	--	--	--	--	--	--	10 U
Benzoic acid	ug/L	50 U	--	--	--	--	--	--	50 U
Benzyl alcohol	ug/L	--	--	--	--	--	--	--	--
Biphenyl (1,1-Biphenyl)	ug/L	--	--	--	--	--	--	--	--
4-Bromophenyl phenyl ether	ug/L	10 U	--	--	--	--	--	--	10 U
Butyl benzylphthalate (BBP)	ug/L	10 U	--	--	--	--	--	--	10 U
Caprolactam	ug/L	--	--	--	--	--	--	--	--
Carbazole	ug/L	--	--	--	--	--	--	--	--
4-Chloro-3-methylphenol	ug/L	10 U	--	--	--	--	--	--	10 U
4-Chloroaniline	ug/L	--	--	--	--	--	--	--	--
Chlorobenzilate	ug/L	--	--	--	--	--	--	--	--
bis(2-Chloroethoxy)methane	ug/L	10 U	--	--	--	--	--	--	10 U
bis(2-Chloroethyl)ether	ug/L	10 U	--	--	--	--	--	--	10 U

APPENDIX G.3

GROUNDWATER QUALITY DATA
RFI REPORT
FORMER MANUAL TRANSMISSIONS OF MUNCIE FACILITY
MUNCIE, INDIANA

AOI		*AOI 35*	*AOI 35*	*AOI 35*	*AOI 35*	*AOI 35*	*AOI 35*	*AOI 35*	*AOI 35*
Sample Location		*MW-1*	*MW-1*	*MW-1*	*MW-1*	*MW-1*	*MW-1*	*MW-1*	*MW-2*
Sample Identification		*MW-1*	*MW-1(ABANDONED)*	*MW-1(ABANDONED)*	*MW-1*	*MW-1(ABANDONED)*	*MW-1(ABANDONED)*	*MW-1(ABANDONED)*	*MW-2*
Sample Date		*11/1/1988*	*12/1/1988*	*1/9/1989*	*1/1/1990*	*7/11/1990*	*12/1/1991*	*6/11/1994*	*11/1/1988*
Sample Depth		*-*	*-*	*-*	*-*	*-*	*-*	*-*	*-*
Sample Depth									
	Units								
2-Chloronaphthalene	ug/L	10 U	--	--	--	--	--	--	10 U
2-Chlorophenol	ug/L	10 U	--	--	--	--	--	--	10 U
4-Chlorophenyl phenyl ether	ug/L	10 U	--	--	--	--	--	--	10 U
Chloroprene	ug/L	--	--	--	--	--	--	--	--
Chrysene	ug/L	10 U	--	--	--	--	--	--	10 U
Cresol isomers	ug/L	--	--	--	--	--	--	--	--
Diallate	ug/L	--	--	--	--	--	--	--	--
Dibenz(a,h)anthracene	ug/L	10 U	--	--	--	--	--	--	10 U
Dibenzofuran	ug/L	--	--	--	--	--	--	--	--
Dibromochloromethane	ug/L	5 U	--	--	--	2 U	--	U	5 U
Dibromomethane	ug/L	--	--	--	--	--	--	--	--
trans-1,4-Dichloro-2-butene	ug/L	--	--	--	--	--	--	--	--
3,3'-Dichlorobenzidine	ug/L	20 U	--	--	--	--	--	--	20 U
2,4-Dichlorophenol	ug/L	10 U	--	--	--	--	--	--	10 U
2,6-Dichlorophenol	ug/L	--	--	--	--	--	--	--	--
Diethyl phthalate	ug/L	10 U	--	--	--	--	--	--	10 U
Dimethoate	ug/L	--	--	--	--	--	--	--	--
Dimethyl phthalate	ug/L	10 U	--	--	--	--	--	--	10 U
p-Dimethylaminoazobenzene A	ug/L	--	--	--	--	--	--	--	--
7,12-Dimethylbenz(a)anthracene	ug/L	--	--	--	--	--	--	--	--
3,3-Dimethylbenzidine	ug/L	--	--	--	--	--	--	--	--
a,a-Dimethylphenethylamine	ug/L	--	--	--	--	--	--	--	--
2,4-Dimethylphenol	ug/L	10 U	--	--	--	--	--	--	10 U
Di-n-butylphthalate (DBP)	ug/L	10 U	--	--	--	--	--	--	10 U
4,6-Dinitro-2-methylphenol	ug/L	50 U	--	--	--	--	--	--	50 U
Dinitrobenzene, NOS	ug/L	--	--	--	--	--	--	--	--
2,4-Dinitrophenol	ug/L	50 U	--	--	--	--	--	--	50 U
2,4-Dinitrotoluene	ug/L	10 U	--	--	--	--	--	--	10 U
2,6-Dinitrotoluene	ug/L	10 U	--	--	--	--	--	--	10 U
Di-n-octyl phthalate (DnOP)	ug/L	10 U	--	--	--	--	--	--	10 U
1,4-Dioxane	ug/L	--	--	--	--	--	--	--	--
Diphenylamine	ug/L	--	--	--	--	--	--	--	--
1,2-Diphenylhydrazine	ug/L	--	--	--	--	--	--	--	--
Disulfoton	ug/L	--	--	--	--	--	--	--	--

APPENDIX G.3

GROUNDWATER QUALITY DATA
RFI REPORT
FORMER MANUAL TRANSMISSIONS OF MUNCIE FACILITY
MUNCIE, INDIANA

AOI		*AOI 35*	*AOI 35*	*AOI 35*	*AOI 35*	*AOI 35*	*AOI 35*	*AOI 35*	*AOI 35*
Sample Location		*MW-1*	*MW-1*	*MW-1*	*MW-1*	*MW-1*	*MW-1*	*MW-1*	*MW-2*
Sample Identification		*MW-1*	*MW-1(ABANDONED)*	*MW-1(ABANDONED)*	*MW-1*	*MW-1(ABANDONED)*	*MW-1(ABANDONED)*	*MW-1(ABANDONED)*	*MW-2*
Sample Date		*11/1/1988*	*12/1/1988*	*1/9/1989*	*1/1/1990*	*7/11/1990*	*12/1/1991*	*6/11/1994*	*11/1/1988*
Sample Depth		*-*	*-*	*-*	*-*	*-*	*-*	*-*	*-*
Sample Depth									
	Units								
SVOCs (Continued)									
Ethyl methacrylate	ug/L	--	--	--	--	--	--	--	--
Ethyl methanesulfonate	ug/L	--	--	--	--	--	--	--	--
bis(2-Ethylhexyl)phthalate (DEHP)	ug/L	10 U	--	--	--	--	--	--	10 U
Famphur	ug/L	--	--	--	--	--	--	--	--
Fluoranthene	ug/L	10 U	--	--	--	--	--	--	10 U
Fluorene	ug/L	10 U	--	--	--	--	--	--	10 U
Hexachlorobenzene	ug/L	10 U	--	--	--	--	--	--	10 U
Hexachlorobutadiene	ug/L	10 U	--	--	--	--	--	--	10 U
Hexachlorocyclopentadiene	ug/L	10 U	--	--	--	--	--	--	10 U
Hexachloroethane	ug/L	10 U	--	--	--	--	--	--	10 U
Hexachlorophene A	ug/L	--	--	--	--	--	--	--	--
Hexachloropropene	ug/L	--	--	--	--	--	--	--	--
Indeno(1,2,3-cd)pyrene	ug/L	10 U	--	--	--	--	--	--	10 U
Iodomethane	ug/L	--	--	--	--	--	--	--	--
Isodrin	ug/L	--	--	--	--	--	--	--	--
Isophorone	ug/L	10 U	--	--	--	--	--	--	10 U
Isosafrole	ug/L	--	--	--	--	--	--	--	--
Kepone	ug/L	--	--	--	--	--	--	--	--
Methapyrilene	ug/L	--	--	--	--	--	--	--	--
Methyl acrylonitrile	ug/L	--	--	--	--	--	--	--	--
Methyl methacrylate	ug/L	--	--	--	--	--	--	--	--
Methyl methanesulfonate	ug/L	--	--	--	--	--	--	--	--
Methyl parathion	ug/L	--	--	--	--	--	--	--	--
3-Methylcholanthrene	ug/L	--	--	--	--	--	--	--	--
2-Methylnaphthalene	ug/L	10 U	--	--	--	--	--	--	10 U
2-Methylphenol	ug/L	10 U	--	--	--	--	--	--	10 U
3&4-Methylphenol	ug/L	--	--	--	--	--	--	--	--
4-Methylphenol	ug/L	10 U	--	--	--	--	--	--	10 U
Naphthalene	ug/L	10 U	--	--	--	--	--	--	10 U
1,4-Naphthoquinone	ug/L	--	--	--	--	--	--	--	--
1-Naphthylamine	ug/L	--	--	--	--	--	--	--	--
2-Naphthylamine	ug/L	--	--	--	--	--	--	--	--
2-Nitroaniline	ug/L	50 U	--	--	--	--	--	--	50 U
3-Nitroaniline	ug/L	50 U	--	--	--	--	--	--	50 U
4-Nitroaniline	ug/L	50 U	--	--	--	--	--	--	50 U
Nitrobenzene	ug/L	10 U	--	--	--	--	--	--	10 U
2-Nitrophenol	ug/L	10 U	--	--	--	--	--	--	10 U
4-Nitrophenol	ug/L	50 U	--	--	--	--	--	--	50 U
4-Nitroquinoline-N-oxide	ug/L	--	--	--	--	--	--	--	--
N-Nitrosodi-n-butylamine	ug/L	--	--	--	--	--	--	--	--
N-Nitrosodi-n-propylamine	ug/L	10 U	--	--	--	--	--	--	10 U
N-Nitrosodiphenylamine	ug/L	10 U	--	--	--	--	--	--	10 U
N-Nitrosodiethylamine	ug/L	--	--	--	--	--	--	--	--
N-Nitrosodimethylamine	ug/L	10 U	--	--	--	--	--	--	10 U
N-Nitrosomethylethylamine	ug/L	--	--	--	--	--	--	--	--

APPENDIX G.3

GROUNDWATER QUALITY DATA
RFI REPORT
FORMER MANUAL TRANSMISSIONS OF MUNCIE FACILITY
MUNCIE, INDIANA

AOI		*AOI 35*	*AOI 35*	*AOI 35*	*AOI 35*	*AOI 35*	*AOI 35*	*AOI 35*	*AOI 35*
Sample Location		*MW-1*	*MW-1*	*MW-1*	*MW-1*	*MW-1*	*MW-1*	*MW-1*	*MW-2*
Sample Identification		*MW-1*	*MW-1(ABANDONED)*	*MW-1(ABANDONED)*	*MW-1*	*MW-1(ABANDONED)*	*MW-1(ABANDONED)*	*MW-1(ABANDONED)*	*MW-2*
Sample Date		*11/1/1988*	*12/1/1988*	*1/9/1989*	*1/1/1990*	*7/11/1990*	*12/1/1991*	*6/11/1994*	*11/1/1988*
Sample Depth		*-*	*-*	*-*	*-*	*-*	*-*	*-*	*-*
Sample Depth									
	Units								
SVOCs (Continued)									
N-Nitrosomorpholine	ug/L	--	--	--	--	--	--	--	--
N-Nitrosopiperidine	ug/L	--	--	--	--	--	--	--	--
N-Nitrosopyrrolidine	ug/L	--	--	--	--	--	--	--	--
2,2'-Oxybis(1-chloropropane) (bis(2-Chloroisopropyl) ether)	ug/L	10 U	--	--	--	--	--	--	10 U
Pentachlorobenzene	ug/L	--	--	--	--	--	--	--	--
Pentachloroethane	ug/L	--	--	--	--	--	--	--	--
Pentachloronitrobenzene	ug/L	--	--	--	--	--	--	--	--
Pentachlorophenol	ug/L	50 U	--	--	--	--	--	--	50 U
Phenacetin	ug/L	--	--	--	--	--	--	--	--
Phenanthrene	ug/L	10 U	--	--	--	--	--	--	10 U
Phenol	ug/L	10 U	--	--	--	--	--	--	10 U
p-Phenylenediamine	ug/L	--	--	--	--	--	--	--	--
Phorate	ug/L	--	--	--	--	--	--	--	--
2-Picoline	ug/L	--	--	--	--	--	--	--	--
Pronamide	ug/L	--	--	--	--	--	--	--	--
Propionitrile (ethyl cyanide)	ug/L	--	--	--	--	--	--	--	--
Pyrene	ug/L	10 U	--	--	--	--	--	--	10 U
Pyridine	ug/L	--	--	--	--	--	--	--	--
Safrole	ug/L	--	--	--	--	--	--	--	--
1,2,4,5-Tetrachlorobenzene	ug/L	--	--	--	--	--	--	--	--
1,1,1,2-Tetrachloroethane	ug/L	--	--	--	--	--	--	--	--
2,3,4,6-Tetrachlorophenol	ug/L	--	--	--	--	--	--	--	--
Thionazin (O,O-diethyl-O-2-pyrazinyl phosphorothioate)	ug/L	--	--	--	--	--	--	--	--
o-Toluidine A	ug/L	--	--	--	--	--	--	--	--
5-Nitro-2-toluidine	ug/L	--	--	--	--	--	--	--	--
2,4,5-Trichlorophenol	ug/L	50 U	--	--	--	--	--	--	50 U
2,4,6-Trichlorophenol	ug/L	10 U	--	--	--	--	--	--	10 U
1,2,3-Trichloropropane	ug/L	--	--	--	--	--	--	--	--
0,0,0-Triethylphosphorothioate	ug/L	--	--	--	--	--	--	--	--
1,3,5-Trinitrobenzene	ug/L	--	--	--	--	--	--	--	--
PCBs									
Aroclor-1016 (PCB-1016)	ug/L	--	--	--	--	--	--	--	--
Aroclor-1221 (PCB-1221)	ug/L	--	--	--	--	--	--	--	--
Aroclor-1232 (PCB-1232)	ug/L	--	--	--	--	--	--	--	--
Aroclor-1242 (PCB-1242)	ug/L	--	--	--	--	--	--	--	--
Aroclor-1248 (PCB-1248)	ug/L	200 U	--	--	--	--	--	--	200 U
Aroclor-1254 (PCB-1254)	ug/L	--	--	--	--	--	--	--	--
Aroclor-1260 (PCB-1260)	ug/L	--	--	--	--	--	--	--	--
Total PCBs	ug/L	200 U	--	--	--	--	--	--	200 U
Total Petroleum Hydrocarbons (TPH)									
Total Petroleum Hydrocarbons - Purgeable (GRO)	ug/L	--	--	--	--	--	--	--	--

APPENDIX G.3

GROUNDWATER QUALITY DATA
RFI REPORT
FORMER MANUAL TRANSMISSIONS OF MUNCIE FACILITY
MUNCIE, INDIANA

AOI		*AOI 35*	*AOI 35*	*AOI 35*	*AOI 35*	*AOI 35*	*AOI 35*	*AOI 35*	*AOI 35*
Sample Location		*MW-1*	*MW-1*	*MW-1*	*MW-1*	*MW-1*	*MW-1*	*MW-1*	*MW-2*
Sample Identification		*MW-1*	*MW-1(ABANDONED)*	*MW-1(ABANDONED)*	*MW-1*	*MW-1(ABANDONED)*	*MW-1(ABANDONED)*	*MW-1(ABANDONED)*	*MW-2*
Sample Date		*11/1/1988*	*12/1/1988*	*1/9/1989*	*1/1/1990*	*7/11/1990*	*12/1/1991*	*6/11/1994*	*11/1/1988*
Sample Depth		*-*	*-*	*-*	*-*	*-*	*-*	*-*	*-*
Sample Depth									
	Units								
Metals									
Aluminum	ug/L	--	--	--	--	--	--	--	--
Antimony	ug/L	--	--	--	--	--	--	--	--
Arsenic	ug/L	--	--	--	--	--	--	--	--
Arsenic (dissolved)	ug/L	50 U	--	--	--	--	--	--	50 U
Barium	ug/L	--	--	--	--	--	--	--	--
Barium (dissolved)	ug/L	270	--	--	--	--	--	--	140
Beryllium	ug/L	--	--	--	--	--	--	--	--
Cadmium	ug/L	--	--	--	--	--	--	--	--
Cadmium (dissolved)	ug/L	5 U	--	--	--	--	--	--	5 U
Calcium	ug/L	--	--	--	--	--	--	--	--
Calcium (dissolved)	ug/L	--	--	--	--	--	--	--	--
Chromium	ug/L	--	--	--	--	--	--	--	--
Chromium (dissolved)	ug/L	10 U	--	--	--	--	--	--	10 U
Cobalt	ug/L	--	--	--	--	--	--	--	--
Copper	ug/L	--	--	--	--	--	--	--	--
Copper (dissolved)	ug/L	50 U	--	--	--	--	--	--	50 U
Iron	ug/L	--	--	--	--	--	--	--	--
Iron (dissolved)	ug/L	--	--	--	--	--	--	--	--
Lead	ug/L	--	--	--	--	--	--	--	--
Lead (dissolved)	ug/L	50 U	--	--	--	--	--	--	50 U
Magnesium	ug/L	--	--	--	--	--	--	--	--
Magnesium (dissolved)	ug/L	--	--	--	--	--	--	--	--
Manganese	ug/L	--	--	--	--	--	--	--	--
Manganese (dissolved)	ug/L	--	--	--	--	--	--	--	--
Mercury	ug/L	--	--	--	--	--	--	--	--
Mercury (dissolved)	ug/L	1 U	--	--	--	--	--	--	1 U
Nickel	ug/L	--	--	--	--	--	--	--	--
Nickel (dissolved)	ug/L	50 U	--	--	--	--	--	--	100
Potassium	ug/L	--	--	--	--	--	--	--	--
Selenium	ug/L	--	--	--	--	--	--	--	--
Selenium (dissolved)	ug/L	100 U	--	--	--	--	--	--	100 U
Silver	ug/L	--	--	--	--	--	--	--	--
Silver (dissolved)	ug/L	5 U	--	--	--	--	--	--	5 U
Sodium	ug/L	--	--	--	--	--	--	--	--
Thallium	ug/L	--	--	--	--	--	--	--	--
Vanadium	ug/L	--	--	--	--	--	--	--	--
Zinc	ug/L	--	--	--	--	--	--	--	--
Zinc (dissolved)	ug/L	10 U	--	--	--	--	--	--	20

APPENDIX G.3

GROUNDWATER QUALITY DATA
RFI REPORT
FORMER MANUAL TRANSMISSIONS OF MUNCIE FACILITY
MUNCIE, INDIANA

AOI		*AOI 35*	*AOI 35*	*AOI 35*	*AOI 35*	*AOI 35*	*AOI 35*	*AOI 35*	*AOI 35*
Sample Location		*MW-1*	*MW-1*	*MW-1*	*MW-1*	*MW-1*	*MW-1*	*MW-1*	*MW-2*
Sample Identification		*MW-1*	*MW-1(ABANDONED)*	*MW-1(ABANDONED)*	*MW-1*	*MW-1(ABANDONED)*	*MW-1(ABANDONED)*	*MW-1(ABANDONED)*	*MW-2*
Sample Date		*11/1/1988*	*12/1/1988*	*1/9/1989*	*1/1/1990*	*7/11/1990*	*12/1/1991*	*6/11/1994*	*11/1/1988*
Sample Depth		*-*	*-*	*-*	*-*	*-*	*-*	*-*	*-*
Sample Depth									
	Units								
Gas									
Ethane	ug/L	--	--	--	--	--	--	--	--
Ethene	ug/L	--	--	--	--	--	--	--	--
Methane	ug/L	--	--	--	--	--	--	--	--
General Chemistry									
Alkalinity, bicarbonate	ug/L	--	--	--	--	--	--	--	--
Alkalinity, carbonate	ug/L	--	--	--	--	--	--	--	--
Bicarbonate (as CaCO3)	ug/L	--	--	--	--	--	--	--	--
Chloride	ug/L	--	--	--	--	--	--	--	--
Dissolved organic carbon (DOC)	ug/L	--	--	--	--	--	--	--	--
Hardness	ug/L	--	--	--	--	--	--	--	--
Hardness, carbonate	ug/L	--	--	--	--	--	--	--	--
Nitrate (as N)	ug/L	--	--	--	--	--	--	--	--
Nitrite (as N)	ug/L	--	--	--	--	--	--	--	--
pH	s.u.	7.4	--	--	--	--	--	--	7.7
Sulfate	ug/L	40000	--	--	--	--	--	--	200000
Sulfide	ug/L	--	--	--	--	--	--	--	--
Total dissolved solids (TDS)	ug/L	--	--	--	--	--	--	--	--
Total organic carbon (TOC)	ug/L	--	--	--	--	--	--	--	--

Notes

ug/L - Micrograms per litre
"-" - No value
U - Not detected at the associated reporting limit
J - Estimated concentration
UJ - Not detected; associated reporting limit is estimated
R - Rejected
s.u. - Standard units
nc - No criteria
ND - Non Detect (calculation)
BOLD[abc] Concentration exceeds associated screening level
IDEM Appendix A: Screening Levels Remedation Closure Guide - March 25, 2014
a - Exceeds IDEM residential tap screening levels
b - Exceeds IDEM residential vapor exposure screening levels
c - Exceeds IDEM commercial/industrial vapor screening levels

APPENDIX G.3

GROUNDWATER QUALITY DATA
RFI REPORT
FORMER MANUAL TRANSMISSIONS OF MUNCIE FACILITY
MUNCIE, INDIANA

AOI		*AOI 35*	*AOI 35*	*AOI 35*	*AOI 35*	*AOI 35*	*AOI 35*	*AOI 35*	*AOI 35*	*AOI 35*
Sample Location		*MW-2*	*MW-2*	*MW-2*	*MW-7*	*MW-7*	*MW-7*	*MW-7*	*MW-7*	*MW-7*
Sample Identification		*MW-2(ABANDONED)*	*MW-2(ABANDONED)*	*MW-2(ABANDONED)*	*GM 4/21*	*GM 4/22*	*GM 4/23*	*GM 4/24*	*GM 4/25*	*MW-7*
Sample Date		*12/1/1988*	*7/9/1990*	*7/11/1990*	*4/21/1978*	*4/22/1978*	*4/23/1978*	*4/24/1978*	*4/25/1978*	*1/1/1979*
Sample Depth		-	-	-	-	-	-	-	-	-
Sample Depth										
	Units									
Volatile Organic Compounds (VOCs)										
Acetone	ug/L	U	5	5	--	--	--	--	--	--
Benzene	ug/L	U	U	2 U	--	--	--	--	--	--
Bromodichloromethane	ug/L	U	--	2 U	--	--	--	--	--	--
Bromoform	ug/L	--	--	2 U	--	--	--	--	--	--
Bromomethane (Methyl bromide)	ug/L	--	--	2 U	--	--	--	--	--	--
2-Butanone (Methyl ethyl ketone) (MEK)	ug/L	U	U	10 U	--	--	--	--	--	--
Carbon disulfide	ug/L	--	--	2 U	--	--	--	--	--	--
Carbon tetrachloride	ug/L	--	--	2 U	--	--	--	--	--	--
Chlorobenzene	ug/L	U	U	2 U	--	--	--	--	--	--
Chloroethane	ug/L	U	U	2 U	--	--	--	--	--	--
2-Chloroethyl vinyl ether	ug/L	U	--	--	--	--	--	--	--	--
Chloroform (Trichloromethane)	ug/L	U	U	2 U	--	--	--	--	--	--
Chloromethane (Methyl chloride)	ug/L	U	U	2 U	--	--	--	--	--	--
Cyclohexane	ug/L	--	--	--	--	--	--	--	--	--
1,2-Dibromo-3-chloropropane (DBCP)	ug/L	--	--	--	--	--	--	--	--	--
Dibromochloromethane	ug/L	U	U	--	--	--	--	--	--	--
1,2-Dibromoethane (Ethylene dibromide)	ug/L	--	--	--	--	--	--	--	--	--
1,2-Dichlorobenzene	ug/L	--	--	2 U	--	--	--	--	--	10 U
1,3-Dichlorobenzene	ug/L	--	--	2 U	--	--	--	--	--	--
1,4-Dichlorobenzene	ug/L	--	--	2 U	--	--	--	--	--	--
Dichlorodifluoromethane (CFC-12)	ug/L	--	--	--	--	--	--	--	--	--
1,1-Dichloroethane	ug/L	U	U	2 U	--	--	--	--	--	--
1,2-Dichloroethane	ug/L	U	U	2 U	--	--	--	--	--	--
1,2-Dichloroethene (total)	ug/L	U	U	2 U	--	--	--	--	--	--
1,1-Dichloroethene	ug/L	U	U	2 U	--	--	--	--	--	--
cis-1,2-Dichloroethene	ug/L	U	--	--	--	--	--	--	--	--
trans-1,2-Dichloroethene	ug/L	U	--	--	--	--	--	--	--	--
1,2-Dichloropropane	ug/L	--	--	2 U	--	--	--	--	--	--
cis-1,3-Dichloropropene	ug/L	--	--	2 U	--	--	--	--	--	--
trans-1,3-Dichloropropene	ug/L	--	--	2 U	--	--	--	--	--	--
Ethylbenzene	ug/L	U	U	2 U	--	--	--	--	--	--
2-Hexanone	ug/L	U	U	2 U	--	--	--	--	--	--
Isopropyl benzene	ug/L	--	--	--	--	--	--	--	--	--
Methyl acetate	ug/L	--	--	--	--	--	--	--	--	--
Methyl cyclohexane	ug/L	--	--	--	--	--	--	--	--	--
Methyl tert butyl ether (MTBE)	ug/L	--	--	--	--	--	--	--	--	--
4-Methyl-2-pentanone (Methyl isobutyl ketone) (MIBK)	ug/L	--	--	2 U	--	--	--	--	--	--
Methylene chloride	ug/L	U	U	2 U	--	--	--	--	--	--
Styrene	ug/L	--	--	2 U	--	--	--	--	--	--
VOCs (Continued)										

APPENDIX G.3

GROUNDWATER QUALITY DATA
RFI REPORT
FORMER MANUAL TRANSMISSIONS OF MUNCIE FACILITY
MUNCIE, INDIANA

AOI		*AOI 35*	*AOI 35*	*AOI 35*	*AOI 35*	*AOI 35*	*AOI 35*	*AOI 35*	*AOI 35*	*AOI 35*
Sample Location		*MW-2*	*MW-2*	*MW-2*	*MW-7*	*MW-7*	*MW-7*	*MW-7*	*MW-7*	*MW-7*
Sample Identification		*MW-2(ABANDONED)*	*MW-2(ABANDONED)*	*MW-2(ABANDONED)*	*GM 4/21*	*GM 4/22*	*GM 4/23*	*GM 4/24*	*GM 4/25*	*MW-7*
Sample Date		*12/1/1988*	*7/9/1990*	*7/11/1990*	*4/21/1978*	*4/22/1978*	*4/23/1978*	*4/24/1978*	*4/25/1978*	*1/1/1979*
Sample Depth		-	-	-	-	-	-	-	-	-
Sample Depth										
	Units									
1,1,2,2-Tetrachloroethane	ug/L	--	--	2 U	--	--	--	--	--	--
Tetrachloroethene	ug/L	U	U	2 U	--	--	--	--	--	--
Toluene	ug/L	U	U	2 U	--	--	--	--	--	--
1,2,4-Trichlorobenzene	ug/L	--	--	--	--	--	--	--	--	10 U
1,1,1-Trichloroethane	ug/L	U	--	2 U	--	--	--	--	--	--
1,1,2-Trichloroethane	ug/L	--	--	2 U	--	--	--	--	--	--
Trichloroethene	ug/L	U	U	2 U	--	--	--	--	--	--
Trichlorofluoromethane (CFC-11)	ug/L	--	--	2 U	--	--	--	--	--	--
Trifluorotrichloroethane (Freon 113)	ug/L	--	--	--	--	--	--	--	--	--
Vinyl acetate	ug/L	--	--	2 U	--	--	--	--	--	--
Vinyl chloride	ug/L	U	U	2 U	--	--	--	--	--	--
Xylenes (total)	ug/L	U	16	16	--	--	--	--	--	--
Semi-Volatile Organic Compounds (SVOCs)										
Acenaphthene	ug/L	--	--	--	--	--	--	--	--	10 U
Acenaphthylene	ug/L	--	--	--	--	--	--	--	--	10 U
Acetonitrile	ug/L	--	--	--	--	--	--	--	--	--
Acetophenone	ug/L	--	--	--	--	--	--	--	--	--
2-Acetylaminofluorene	ug/L	--	--	--	--	--	--	--	--	--
Acrolein	ug/L	--	--	--	--	--	--	--	--	--
Acrylonitrile	ug/L	--	--	--	--	--	--	--	--	--
Allyl chloride	ug/L	--	--	--	--	--	--	--	--	--
4-Aminobiphenyl	ug/L	--	--	--	--	--	--	--	--	--
Aniline	ug/L	--	--	--	--	--	--	--	--	--
Anthracene	ug/L	--	--	--	--	--	--	--	--	10 U
Aramite	ug/L	--	--	--	--	--	--	--	--	--
Atrazine	ug/L	--	--	--	--	--	--	--	--	--
Benzaldehyde	ug/L	--	--	--	--	--	--	--	--	--
Benzidine	ug/L	--	--	--	--	--	--	--	--	--
Benzo(a)anthracene	ug/L	--	--	--	--	--	--	--	--	10 U
Benzo(a)pyrene	ug/L	--	--	--	--	--	--	--	--	10 U
Benzo(b)fluoranthene	ug/L	--	--	--	--	--	--	--	--	10 U
Benzo(g,h,i)perylene	ug/L	--	--	--	--	--	--	--	--	10 U
Benzo(k)fluoranthene	ug/L	--	--	--	--	--	--	--	--	10 U
Benzoic acid	ug/L	--	--	--	--	--	--	--	--	50 U
Benzyl alcohol	ug/L	--	--	--	--	--	--	--	--	--
Biphenyl (1,1-Biphenyl)	ug/L	--	--	--	--	--	--	--	--	--
4-Bromophenyl phenyl ether	ug/L	--	--	--	--	--	--	--	--	10 U
Butyl benzylphthalate (BBP)	ug/L	--	--	--	--	--	--	--	--	10 U
Caprolactam	ug/L	--	--	--	--	--	--	--	--	--
Carbazole	ug/L	--	--	--	--	--	--	--	--	--
4-Chloro-3-methylphenol	ug/L	--	--	--	--	--	--	--	--	10 U
4-Chloroaniline	ug/L	--	--	--	--	--	--	--	--	--
Chlorobenzilate	ug/L	--	--	--	--	--	--	--	--	--
bis(2-Chloroethoxy)methane	ug/L	--	--	--	--	--	--	--	--	10 U
bis(2-Chloroethyl)ether	ug/L	--	--	--	--	--	--	--	--	10 U

APPENDIX G.3

GROUNDWATER QUALITY DATA
RFI REPORT
FORMER MANUAL TRANSMISSIONS OF MUNCIE FACILITY
MUNCIE, INDIANA

AOI		*AOI 35*	*AOI 35*	*AOI 35*	*AOI 35*	*AOI 35*	*AOI 35*	*AOI 35*	*AOI 35*	*AOI 35*
Sample Location		*MW-2*	*MW-2*	*MW-2*	*MW-7*	*MW-7*	*MW-7*	*MW-7*	*MW-7*	*MW-7*
Sample Identification		*MW-2(ABANDONED)*	*MW-2(ABANDONED)*	*MW-2(ABANDONED)*	*GM 4/21*	*GM 4/22*	*GM 4/23*	*GM 4/24*	*GM 4/25*	*MW-7*
Sample Date		*12/1/1988*	*7/9/1990*	*7/11/1990*	*4/21/1978*	*4/22/1978*	*4/23/1978*	*4/24/1978*	*4/25/1978*	*1/1/1979*
Sample Depth		-	-	-	-	-	-	-	-	-
Sample Depth										
	Units									
2-Chloronaphthalene	ug/L	--	--	--	--	--	--	--	--	10 U
2-Chlorophenol	ug/L	--	--	--	--	--	--	--	--	10 U
4-Chlorophenyl phenyl ether	ug/L	--	--	--	--	--	--	--	--	10 U
Chloroprene	ug/L	--	--	--	--	--	--	--	--	--
Chrysene	ug/L	--	--	--	--	--	--	--	--	10 U
Cresol isomers	ug/L	--	--	--	--	--	--	--	--	--
Diallate	ug/L	--	--	--	--	--	--	--	--	--
Dibenz(a,h)anthracene	ug/L	--	--	--	--	--	--	--	--	10 U
Dibenzofuran	ug/L	--	--	--	--	--	--	--	--	--
Dibromochloromethane	ug/L	--	--	2 U	--	--	--	--	--	--
Dibromomethane	ug/L	--	--	--	--	--	--	--	--	--
trans-1,4-Dichloro-2-butene	ug/L	--	--	--	--	--	--	--	--	--
3,3'-Dichlorobenzidine	ug/L	--	--	--	--	--	--	--	--	20 U
2,4-Dichlorophenol	ug/L	--	--	--	--	--	--	--	--	10 U
2,6-Dichlorophenol	ug/L	--	--	--	--	--	--	--	--	--
Diethyl phthalate	ug/L	--	--	--	--	--	--	--	--	10 U
Dimethoate	ug/L	--	--	--	--	--	--	--	--	--
Dimethyl phthalate	ug/L	--	--	--	--	--	--	--	--	10 U
p-Dimethylaminoazobenzene A	ug/L	--	--	--	--	--	--	--	--	--
7,12-Dimethylbenz(a)anthracene	ug/L	--	--	--	--	--	--	--	--	--
3,3-Dimethylbenzidine	ug/L	--	--	--	--	--	--	--	--	--
a,a-Dimethylphenethylamine	ug/L	--	--	--	--	--	--	--	--	--
2,4-Dimethylphenol	ug/L	--	--	--	--	--	--	--	--	10 U
Di-n-butylphthalate (DBP)	ug/L	--	--	--	--	--	--	--	--	10 U
4,6-Dinitro-2-methylphenol	ug/L	--	--	--	--	--	--	--	--	50 U
Dinitrobenzene, NOS	ug/L	--	--	--	--	--	--	--	--	--
2,4-Dinitrophenol	ug/L	--	--	--	--	--	--	--	--	50 U
2,4-Dinitrotoluene	ug/L	--	--	--	--	--	--	--	--	10 U
2,6-Dinitrotoluene	ug/L	--	--	--	--	--	--	--	--	10 U
Di-n-octyl phthalate (DnOP)	ug/L	--	--	--	--	--	--	--	--	10 U
1,4-Dioxane	ug/L	--	--	--	--	--	--	--	--	--
Diphenylamine	ug/L	--	--	--	--	--	--	--	--	--
1,2-Diphenylhydrazine	ug/L	--	--	--	--	--	--	--	--	--
Disulfoton	ug/L	--	--	--	--	--	--	--	--	--

APPENDIX G.3

GROUNDWATER QUALITY DATA
RFI REPORT
FORMER MANUAL TRANSMISSIONS OF MUNCIE FACILITY
MUNCIE, INDIANA

AOI		*AOI 35*	*AOI 35*	*AOI 35*	*AOI 35*	*AOI 35*	*AOI 35*	*AOI 35*	*AOI 35*	*AOI 35*
Sample Location		*MW-2*	*MW-2*	*MW-2*	*MW-7*	*MW-7*	*MW-7*	*MW-7*	*MW-7*	*MW-7*
Sample Identification		*MW-2(ABANDONED)*	*MW-2(ABANDONED)*	*MW-2(ABANDONED)*	*GM 4/21*	*GM 4/22*	*GM 4/23*	*GM 4/24*	*GM 4/25*	*MW-7*
Sample Date		*12/1/1988*	*7/9/1990*	*7/11/1990*	*4/21/1978*	*4/22/1978*	*4/23/1978*	*4/24/1978*	*4/25/1978*	*1/1/1979*
Sample Depth		-	-	-	-	-	-	-	-	-
Sample Depth										
	Units									
SVOCs (Continued)										
Ethyl methacrylate	ug/L	--	--	--	--	--	--	--	--	--
Ethyl methanesulfonate	ug/L	--	--	--	--	--	--	--	--	--
bis(2-Ethylhexyl)phthalate (DEHP)	ug/L	--	--	--	--	--	--	--	--	10 U
Famphur	ug/L	--	--	--	--	--	--	--	--	--
Fluoranthene	ug/L	--	--	--	--	--	--	--	--	10 U
Fluorene	ug/L	--	--	--	--	--	--	--	--	10 U
Hexachlorobenzene	ug/L	--	--	--	--	--	--	--	--	10 U
Hexachlorobutadiene	ug/L	--	--	--	--	--	--	--	--	10 U
Hexachlorocyclopentadiene	ug/L	--	--	--	--	--	--	--	--	10 U
Hexachloroethane	ug/L	--	--	--	--	--	--	--	--	10 U
Hexachlorophene A	ug/L	--	--	--	--	--	--	--	--	--
Hexachloropropene	ug/L	--	--	--	--	--	--	--	--	--
Indeno(1,2,3-cd)pyrene	ug/L	--	--	--	--	--	--	--	--	10 U
Iodomethane	ug/L	--	--	--	--	--	--	--	--	--
Isodrin	ug/L	--	--	--	--	--	--	--	--	--
Isophorone	ug/L	--	--	--	--	--	--	--	--	10 U
Isosafrole	ug/L	--	--	--	--	--	--	--	--	--
Kepone	ug/L	--	--	--	--	--	--	--	--	--
Methapyrilene	ug/L	--	--	--	--	--	--	--	--	--
Methyl acrylonitrile	ug/L	--	--	--	--	--	--	--	--	--
Methyl methacrylate	ug/L	--	--	--	--	--	--	--	--	--
Methyl methanesulfonate	ug/L	--	--	--	--	--	--	--	--	--
Methyl parathion	ug/L	--	--	--	--	--	--	--	--	--
3-Methylcholanthrene	ug/L	--	--	--	--	--	--	--	--	--
2-Methylnaphthalene	ug/L	--	--	--	--	--	--	--	--	10 U
2-Methylphenol	ug/L	--	--	--	--	--	--	--	--	10 U
3&4-Methylphenol	ug/L	--	--	--	--	--	--	--	--	--
4-Methylphenol	ug/L	--	--	--	--	--	--	--	--	10 U
Naphthalene	ug/L	--	--	--	--	--	--	--	--	10 U
1,4-Naphthoquinone	ug/L	--	--	--	--	--	--	--	--	--
1-Naphthylamine	ug/L	--	--	--	--	--	--	--	--	--
2-Naphthylamine	ug/L	--	--	--	--	--	--	--	--	--
2-Nitroaniline	ug/L	--	--	--	--	--	--	--	--	50 U
3-Nitroaniline	ug/L	--	--	--	--	--	--	--	--	50 U
4-Nitroaniline	ug/L	--	--	--	--	--	--	--	--	50 U
Nitrobenzene	ug/L	--	--	--	--	--	--	--	--	10 U
2-Nitrophenol	ug/L	--	--	--	--	--	--	--	--	10 U
4-Nitrophenol	ug/L	--	--	--	--	--	--	--	--	50 U
4-Nitroquinoline-N-oxide	ug/L	--	--	--	--	--	--	--	--	--
N-Nitrosodi-n-butylamine	ug/L	--	--	--	--	--	--	--	--	--
N-Nitrosodi-n-propylamine	ug/L	--	--	--	--	--	--	--	--	10 U
N-Nitrosodiphenylamine	ug/L	--	--	--	--	--	--	--	--	10 U
N-Nitrosodiethylamine	ug/L	--	--	--	--	--	--	--	--	--
N-Nitrosodimethylamine	ug/L	--	--	--	--	--	--	--	--	10 U
N-Nitrosomethylethylamine	ug/L	--	--	--	--	--	--	--	--	--

APPENDIX G.3

GROUNDWATER QUALITY DATA
RFI REPORT
FORMER MANUAL TRANSMISSIONS OF MUNCIE FACILITY
MUNCIE, INDIANA

AOI		*AOI 35*	*AOI 35*	*AOI 35*	*AOI 35*	*AOI 35*	*AOI 35*	*AOI 35*	*AOI 35*	*AOI 35*
Sample Location		*MW-2*	*MW-2*	*MW-2*	*MW-7*	*MW-7*	*MW-7*	*MW-7*	*MW-7*	*MW-7*
Sample Identification		*MW-2(ABANDONED)*	*MW-2(ABANDONED)*	*MW-2(ABANDONED)*	*GM 4/21*	*GM 4/22*	*GM 4/23*	*GM 4/24*	*GM 4/25*	*MW-7*
Sample Date		*12/1/1988*	*7/9/1990*	*7/11/1990*	*4/21/1978*	*4/22/1978*	*4/23/1978*	*4/24/1978*	*4/25/1978*	*1/1/1979*
Sample Depth		-	-	-	-	-	-	-	-	-
Sample Depth										
	Units									
SVOCs (Continued)										
N-Nitrosomorpholine	ug/L	--	--	--	--	--	--	--	--	--
N-Nitrosopiperidine	ug/L	--	--	--	--	--	--	--	--	--
N-Nitrosopyrrolidine	ug/L	--	--	--	--	--	--	--	--	--
2,2'-Oxybis(1-chloropropane) (bis(2-Chloroisopropyl) ether)	ug/L	--	--	--	--	--	--	--	--	10 U
Pentachlorobenzene	ug/L	--	--	--	--	--	--	--	--	--
Pentachloroethane	ug/L	--	--	--	--	--	--	--	--	--
Pentachloronitrobenzene	ug/L	--	--	--	--	--	--	--	--	--
Pentachlorophenol	ug/L	--	--	--	--	--	--	--	--	50 U
Phenacetin	ug/L	--	--	--	--	--	--	--	--	--
Phenanthrene	ug/L	--	--	--	--	--	--	--	--	10 U
Phenol	ug/L	--	--	--	--	--	--	--	--	10 U
p-Phenylenediamine	ug/L	--	--	--	--	--	--	--	--	--
Phorate	ug/L	--	--	--	--	--	--	--	--	--
2-Picoline	ug/L	--	--	--	--	--	--	--	--	--
Pronamide	ug/L	--	--	--	--	--	--	--	--	--
Propionitrile (ethyl cyanide)	ug/L	--	--	--	--	--	--	--	--	--
Pyrene	ug/L	--	--	--	--	--	--	--	--	10 U
Pyridine	ug/L	--	--	--	--	--	--	--	--	--
Safrole	ug/L	--	--	--	--	--	--	--	--	--
1,2,4,5-Tetrachlorobenzene	ug/L	--	--	--	--	--	--	--	--	--
1,1,1,2-Tetrachloroethane	ug/L	--	--	--	--	--	--	--	--	--
2,3,4,6-Tetrachlorophenol	ug/L	--	--	--	--	--	--	--	--	--
Thionazin (O,O-diethyl-O-2-pyrazinyl phosphorothioate)	ug/L	--	--	--	--	--	--	--	--	--
o-Toluidine A	ug/L	--	--	--	--	--	--	--	--	--
5-Nitro-2-toluidine	ug/L	--	--	--	--	--	--	--	--	--
2,4,5-Trichlorophenol	ug/L	--	--	--	--	--	--	--	--	50 U
2,4,6-Trichlorophenol	ug/L	--	--	--	--	--	--	--	--	10 U
1,2,3-Trichloropropane	ug/L	--	--	--	--	--	--	--	--	--
0,0,0-Triethylphosphorothioate	ug/L	--	--	--	--	--	--	--	--	--
1,3,5-Trinitrobenzene	ug/L	--	--	--	--	--	--	--	--	--
PCBs										
Aroclor-1016 (PCB-1016)	ug/L	--	--	--	--	--	--	--	--	--
Aroclor-1221 (PCB-1221)	ug/L	--	--	--	--	--	--	--	--	--
Aroclor-1232 (PCB-1232)	ug/L	--	--	--	--	--	--	--	--	--
Aroclor-1242 (PCB-1242)	ug/L	--	--	--	--	--	--	--	--	--
Aroclor-1248 (PCB-1248)	ug/L	--	--	--	--	--	--	--	--	200 U
Aroclor-1254 (PCB-1254)	ug/L	--	--	--	--	--	--	--	--	--
Aroclor-1260 (PCB-1260)	ug/L	--	--	--	--	--	--	--	--	--
Total PCBs	ug/L	--	--	--	0.1 U	0.1	0.1	0.2	0.2	200 U
Total Petroleum Hydrocarbons (TPH)										
Total Petroleum Hydrocarbons - Purgeable (GRO)	ug/L	--	--	--	--	--	--	--	--	--

APPENDIX G.3

GROUNDWATER QUALITY DATA
RFI REPORT
FORMER MANUAL TRANSMISSIONS OF MUNCIE FACILITY
MUNCIE, INDIANA

AOI		*AOI 35*	*AOI 35*	*AOI 35*	*AOI 35*	*AOI 35*	*AOI 35*	*AOI 35*	*AOI 35*	*AOI 35*
Sample Location		*MW-2*	*MW-2*	*MW-2*	*MW-7*	*MW-7*	*MW-7*	*MW-7*	*MW-7*	*MW-7*
Sample Identification		*MW-2(ABANDONED)*	*MW-2(ABANDONED)*	*MW-2(ABANDONED)*	*GM 4/21*	*GM 4/22*	*GM 4/23*	*GM 4/24*	*GM 4/25*	*MW-7*
Sample Date		*12/1/1988*	*7/9/1990*	*7/11/1990*	*4/21/1978*	*4/22/1978*	*4/23/1978*	*4/24/1978*	*4/25/1978*	*1/1/1979*
Sample Depth		-	-	-	-	-	-	-	-	-
Sample Depth										
	Units									
Metals										
Aluminum	ug/L	--	--	--	--	--	--	--	--	--
Antimony	ug/L	--	--	--	--	--	--	--	--	--
Arsenic	ug/L	--	--	--	3 U	3 U	3 U	3 U	3 U	--
Arsenic (dissolved)	ug/L	--	--	--	3 U	3 U	3 U	3 U	3 U	50 U
Barium	ug/L	--	--	--	--	--	--	--	--	--
Barium (dissolved)	ug/L	--	--	--	--	--	--	--	--	180
Beryllium	ug/L	--	--	--	--	--	--	--	--	--
Cadmium	ug/L	--	--	--	10 U	10 U	10 U	10 U	10 U	--
Cadmium (dissolved)	ug/L	--	--	--	10 U	10 U	10 U	10 U	10 U	5 U
Calcium	ug/L	--	--	--	--	--	--	--	--	--
Calcium (dissolved)	ug/L	--	--	--	--	--	--	--	--	--
Chromium	ug/L	--	--	--	--	--	--	--	--	--
Chromium (dissolved)	ug/L	--	--	--	--	--	--	--	--	10 U
Cobalt	ug/L	--	--	--	--	--	--	--	--	--
Copper	ug/L	--	--	--	--	--	--	--	--	--
Copper (dissolved)	ug/L	--	--	--	--	--	--	--	--	50 U
Iron	ug/L	--	--	--	1700	2600	2200	2400	2400	--
Iron (dissolved)	ug/L	--	--	--	1600	2600	2200	2400	2400	--
Lead	ug/L	--	--	--	50 U	50 U	50 U	50 U	50 U	--
Lead (dissolved)	ug/L	--	--	--	50 U	50 U	50 U	50 U	50 U	50 U
Magnesium	ug/L	--	--	--	--	--	--	--	--	--
Magnesium (dissolved)	ug/L	--	--	--	--	--	--	--	--	--
Manganese	ug/L	--	--	--	--	--	--	--	--	--
Manganese (dissolved)	ug/L	--	--	--	--	--	--	--	--	--
Mercury	ug/L	--	--	--	--	--	--	--	--	--
Mercury (dissolved)	ug/L	--	--	--	--	--	--	--	--	1 U
Nickel	ug/L	--	--	--	--	--	--	--	--	--
Nickel (dissolved)	ug/L	--	--	--	--	--	--	--	--	50 U
Potassium	ug/L	--	--	--	--	--	--	--	--	--
Selenium	ug/L	--	--	--	--	--	--	--	--	--
Selenium (dissolved)	ug/L	--	--	--	--	--	--	--	--	100 U
Silver	ug/L	--	--	--	--	--	--	--	--	--
Silver (dissolved)	ug/L	--	--	--	--	--	--	--	--	5 U
Sodium	ug/L	--	--	--	--	--	--	--	--	--
Thallium	ug/L	--	--	--	--	--	--	--	--	--
Vanadium	ug/L	--	--	--	--	--	--	--	--	--
Zinc	ug/L	--	--	--	--	--	--	--	--	--
Zinc (dissolved)	ug/L	--	--	--	--	--	--	--	--	10 U

APPENDIX G.3

GROUNDWATER QUALITY DATA
RFI REPORT
FORMER MANUAL TRANSMISSIONS OF MUNCIE FACILITY
MUNCIE, INDIANA

AOI		***AOI 35***	***AOI 35***	***AOI 35***	***AOI 35***	***AOI 35***	***AOI 35***	***AOI 35***	***AOI 35***	***AOI 35***
Sample Location		***MW-2***	***MW-2***	***MW-2***	***MW-7***	***MW-7***	***MW-7***	***MW-7***	***MW-7***	***MW-7***
Sample Identification		***MW-2(ABANDONED)***	***MW-2(ABANDONED)***	***MW-2(ABANDONED)***	***GM 4/21***	***GM 4/22***	***GM 4/23***	***GM 4/24***	***GM 4/25***	***MW-7***
Sample Date		***12/1/1988***	***7/9/1990***	***7/11/1990***	***4/21/1978***	***4/22/1978***	***4/23/1978***	***4/24/1978***	***4/25/1978***	***1/1/1979***
Sample Depth		-	-	-	-	-	-	-	-	-
Sample Depth										
	Units									
Gas										
Ethane	ug/L	--	--	--	--	--	--	--	--	--
Ethene	ug/L	--	--	--	--	--	--	--	--	--
Methane	ug/L	--	--	--	--	--	--	--	--	--
General Chemistry										
Alkalinity, bicarbonate	ug/L	--	--	--	--	--	--	--	--	--
Alkalinity, carbonate	ug/L	--	--	--	--	--	--	--	--	--
Bicarbonate (as CaCO3)	ug/L	--	--	--	383000	412000	404000	404000	430000	--
Chloride	ug/L	--	--	--	--	--	--	--	--	--
Dissolved organic carbon (DOC)	ug/L	--	--	--	--	--	--	--	--	--
Hardness	ug/L	--	--	--	--	--	--	--	--	--
Hardness, carbonate	ug/L	--	--	--	--	--	--	--	--	--
Nitrate (as N)	ug/L	--	--	--	--	--	--	--	--	--
Nitrite (as N)	ug/L	--	--	--	--	--	--	--	--	--
pH	s.u.	--	--	--	7.5	7.5	7.2	7.2	7.1	7.7
Sulfate	ug/L	--	--	--	--	--	--	--	--	96000
Sulfide	ug/L	--	--	--	--	--	--	--	--	--
Total dissolved solids (TDS)	ug/L	--	--	--	--	--	--	--	--	--
Total organic carbon (TOC)	ug/L	--	--	--	--	--	--	--	--	--

Notes

ug/L - Micrograms per litre
"-" - No value
U - Not detected at the associated reporting limit
J - Estimated concentration
UJ - Not detected; associated reporting limit is estimated
R - Rejected
s.u. - Standard units
nc - No criteria
ND - Non Detect (calculation)
BOLD[abc] Concentration exceeds associated screening level
IDEM Appendix A: Screening Levels Remedation Closure Guide - March 25, 2014
a - Exceeds IDEM residential tap screening levels
b - Exceeds IDEM residential vapor exposure screening levels
c - Exceeds IDEM commercial/industrial vapor screening levels

APPENDIX G.3

GROUNDWATER QUALITY DATA
RFI REPORT
FORMER MANUAL TRANSMISSIONS OF MUNCIE FACILITY
MUNCIE, INDIANA

AOI		*AOI 35*	*AOI 35*	*AOI 35*	*AOI 35*	*AOI 35*	*AOI 35*	*AOI 35*	*AOI 35*	*AOI 35*	*AOI 35*	*AOI 35*
Sample Location		*MW-7*	*MW-7*	*MW-7*	*MW-8*	*MW-8*	*MW-8*	*MW-8*	*MW-8*	*MW-8*	*MW-8*	*MW-8*
Sample Identification		*MW-7*	*MW-7*	*MW-7*	*MW-8*	*MW-8*	*MW-8*	*MW-8*	*MW-8*	*MW-8*	*MW-8*	*GW-17330-101002-EH-032*
Sample Date		*11/1/1988*	*12/1/1988*	*1/1/1991*	*1/1/1989*	*1/1/1990*	*7/9/1990*	*12/1/1991*	*6/15/1994*	*10/1/1998*	*4/1/1999*	*10/10/2002*
Sample Depth		-	-	-	-	-	-	-	-	-	-	-
Sample Depth												
	Units											
Volatile Organic Compounds (VOCs)												
Acetone	ug/L	10 U	U	U	U	U	4	U	U	U	U	25 UJ
Benzene	ug/L	5 U	U	U	U	--	2 U	U	U	U	U	1.0 U
Bromodichloromethane	ug/L	5 U	U	U	U	--	2 U	U	U	U	U	1.0 U
Bromoform	ug/L	5 U	--	--	--	--	2 U	--	--	--	--	1.0 U
Bromomethane (Methyl bromide)	ug/L	10 U	--	--	--	--	2 U	--	--	--	--	1.0 U
2-Butanone (Methyl ethyl ketone) (MEK)	ug/L	10 U	U	U	U	U	10 U	U	U	U	U	25 UJ
Carbon disulfide	ug/L	5 U	--	--	--	U	2 U	--	--	--	--	5.0 U
Carbon tetrachloride	ug/L	5 U	--	--	--	--	2 U	--	--	--	--	1.0 U
Chlorobenzene	ug/L	5 U	U	U	U	--	2 U	U	U	U	U	1.0 U
Chloroethane	ug/L	10 U	U	U	U	U	2 U	U	U	U	U	1.0 U
2-Chloroethyl vinyl ether	ug/L	10 U	U	U	--	--	--	--	U	U	U	--
Chloroform (Trichloromethane)	ug/L	50 U	U	U	U	U	2 U	U	U	U	U	1.0 U
Chloromethane (Methyl chloride)	ug/L	10 U	U	U	U	--	2 U	U	U	U	U	1.0 U
Cyclohexane	ug/L	--	--	--	--	--	--	--	--	--	--	1.0 U
1,2-Dibromo-3-chloropropane (DBCP)	ug/L	--	--	--	--	--	--	--	--	--	--	1.0 U
Dibromochloromethane	ug/L	--	--	U	U	--	--	U	--	U	U	1.0 U
1,2-Dibromoethane (Ethylene dibromide)	ug/L	--	--	--	--	--	--	--	--	--	--	1.0 U
1,2-Dichlorobenzene	ug/L	10 U	--	--	--	--	2 U	--	--	--	--	1.0 U
1,3-Dichlorobenzene	ug/L	10 U	--	--	--	--	2 U	--	--	--	--	1.0 U
1,4-Dichlorobenzene	ug/L	10 U	--	--	--	--	2 U	--	--	--	--	1.0 U
Dichlorodifluoromethane (CFC-12)	ug/L	--	--	--	--	--	--	--	--	--	--	1.0 U
1,1-Dichloroethane	ug/L	5 U	U	U	U	U	2 U	U	U	U	U	1.0 U
1,2-Dichloroethane	ug/L	5 U	U	U	U	U	2 U	U	U	U	U	1.0 U
1,2-Dichloroethene (total)	ug/L	--	U	U	U	U	2 U	U	U	U	U	--
1,1-Dichloroethene	ug/L	5 U	U	U	U	--	2 U	U	U	U	U	1.0 U
cis-1,2-Dichloroethene	ug/L	--	U	U	U	--	--	--	U	U	U	1.0 U
trans-1,2-Dichloroethene	ug/L	5 U	U	U	U	--	--	U	U	U	U	1.0 U
1,2-Dichloropropane	ug/L	--	--	--	--	--	2 U	--	--	--	--	1.0 U
cis-1,3-Dichloropropene	ug/L	--	--	--	--	--	2 U	--	--	--	--	1.0 U
trans-1,3-Dichloropropene	ug/L	5 U	--	--	--	--	2 U	--	--	--	--	1.0 U
Ethylbenzene	ug/L	5 U	U	U	U	--	2 U	U	U	U	U	1.0 U
2-Hexanone	ug/L	10 U	U	U	U	--	2 U	--	U	U	U	50 UJ
Isopropyl benzene	ug/L	--	--	--	--	--	--	--	--	--	--	5.0 U
Methyl acetate	ug/L	--	--	--	--	--	--	--	--	--	--	10 U
Methyl cyclohexane	ug/L	--	--	--	--	--	--	--	--	--	--	1.0 U
Methyl tert butyl ether (MTBE)	ug/L	--	--	--	--	--	--	--	--	--	--	5.0 U
4-Methyl-2-pentanone (Methyl isobutyl ketone) (MIBK)	ug/L	10 U	--	--	--	--	2 U	--	--	--	--	50 U
Methylene chloride	ug/L	5 U	U	U	U	U	2 U	**7**[a]	U	**9.1**[a]	U	5.0 U
Styrene	ug/L	5 U	--	--	--	--	2 U	--	--	--	--	1.0 U
VOCs (Continued)												

APPENDIX G.3

GROUNDWATER QUALITY DATA
RFI REPORT
FORMER MANUAL TRANSMISSIONS OF MUNCIE FACILITY
MUNCIE, INDIANA

AOI		*AOI 35*	*AOI 35*	*AOI 35*	*AOI 35*	*AOI 35*	*AOI 35*	*AOI 35*	*AOI 35*	*AOI 35*	*AOI 35*	*AOI 35*
Sample Location		*MW-7*	*MW-7*	*MW-7*	*MW-8*	*MW-8*	*MW-8*	*MW-8*	*MW-8*	*MW-8*	*MW-8*	*MW-8*
Sample Identification		*MW-7*	*MW-7*	*MW-7*	*MW-8*	*MW-8*	*MW-8*	*MW-8*	*MW-8*	*MW-8*	*MW-8*	*GW-17330-101002-EH-032*
Sample Date		*11/1/1988*	*12/1/1988*	*1/1/1991*	*1/1/1989*	*1/1/1990*	*7/9/1990*	*12/1/1991*	*6/15/1994*	*10/1/1998*	*4/1/1999*	*10/10/2002*
Sample Depth		-	-	-	-	-	-	-	-	-	-	-
Sample Depth												
	Units											
1,1,2,2-Tetrachloroethane	ug/L	5 U	--	--	--	--	2 U	--	--	--	--	1.0 U
Tetrachloroethene	ug/L	5 U	U	U	U	U	2 U	U	U	U	U	1.0 U
Toluene	ug/L	5 U	U	U	U	U	2 U	U	U	U	U	1.0 U
1,2,4-Trichlorobenzene	ug/L	10 U	--	--	--	--	--	--	--	--	--	5.0 U
1,1,1-Trichloroethane	ug/L	5 U	U	U	U	U	2 U	U	U	U	U	1.0 U
1,1,2-Trichloroethane	ug/L	5 U	--	--	--	--	2 U	--	--	--	--	1.0 U
Trichloroethene	ug/L	5 U	U	U	U	U	2 U	U	U	U	U	1.0 U
Trichlorofluoromethane (CFC-11)	ug/L	--	--	--	--	--	2 U	--	--	--	--	1.0 U
Trifluorotrichloroethane (Freon 113)	ug/L	--	--	--	--	--	--	--	--	--	--	1.0 U
Vinyl acetate	ug/L	10 U	--	--	--	--	2 U	--	--	--	--	--
Vinyl chloride	ug/L	10 U	U	U	U	U	2 U	U	U	U	U	1.0 U
Xylenes (total)	ug/L	5 U	U	U	U	--	2 U	U	U	U	U	3.0 U
Semi-Volatile Organic Compounds (SVOCs)												
Acenaphthene	ug/L	10 U	--	--	--	--	--	--	--	--	--	--
Acenaphthylene	ug/L	10 U	--	--	--	--	--	--	--	--	--	--
Acetonitrile	ug/L	--	--	--	--	--	--	--	--	--	--	--
Acetophenone	ug/L	--	--	--	--	--	--	--	--	--	--	--
2-Acetylaminofluorene	ug/L	--	--	--	--	--	--	--	--	--	--	--
Acrolein	ug/L	--	--	--	--	--	--	--	--	--	--	--
Acrylonitrile	ug/L	--	--	--	--	--	--	--	--	--	--	--
Allyl chloride	ug/L	--	--	--	--	--	--	--	--	--	--	--
4-Aminobiphenyl	ug/L	--	--	--	--	--	--	--	--	--	--	--
Aniline	ug/L	--	--	--	--	--	--	--	--	--	--	--
Anthracene	ug/L	10 U	--	--	--	--	--	--	--	--	--	--
Aramite	ug/L	--	--	--	--	--	--	--	--	--	--	--
Atrazine	ug/L	--	--	--	--	--	--	--	--	--	--	--
Benzaldehyde	ug/L	--	--	--	--	--	--	--	--	--	--	--
Benzidine	ug/L	--	--	--	--	--	--	--	--	--	--	--
Benzo(a)anthracene	ug/L	10 U	--	--	--	--	--	--	--	--	--	--
Benzo(a)pyrene	ug/L	10 U	--	--	--	--	--	--	--	--	--	--
Benzo(b)fluoranthene	ug/L	10 U	--	--	--	--	--	--	--	--	--	--
Benzo(g,h,i)perylene	ug/L	10 U	--	--	--	--	--	--	--	--	--	--
Benzo(k)fluoranthene	ug/L	10 U	--	--	--	--	--	--	--	--	--	--
Benzoic acid	ug/L	50 U	--	--	--	--	--	--	--	--	--	--
Benzyl alcohol	ug/L	--	--	--	--	--	--	--	--	--	--	--
Biphenyl (1,1-Biphenyl)	ug/L	--	--	--	--	--	--	--	--	--	--	--
4-Bromophenyl phenyl ether	ug/L	10 U	--	--	--	--	--	--	--	--	--	--
Butyl benzylphthalate (BBP)	ug/L	10 U	--	--	--	--	--	--	--	--	--	--
Caprolactam	ug/L	--	--	--	--	--	--	--	--	--	--	--
Carbazole	ug/L	--	--	--	--	--	--	--	--	--	--	--
4-Chloro-3-methylphenol	ug/L	10 U	--	--	--	--	--	--	--	--	--	--
4-Chloroaniline	ug/L	--	--	--	--	--	--	--	--	--	--	--
Chlorobenzilate	ug/L	--	--	--	--	--	--	--	--	--	--	--
bis(2-Chloroethoxy)methane	ug/L	10 U	--	--	--	--	--	--	--	--	--	--
bis(2-Chloroethyl)ether	ug/L	10 U	--	--	--	--	--	--	--	--	--	--

APPENDIX G.3

GROUNDWATER QUALITY DATA
RFI REPORT
FORMER MANUAL TRANSMISSIONS OF MUNCIE FACILITY
MUNCIE, INDIANA

AOI		*AOI 35*	*AOI 35*	*AOI 35*	*AOI 35*	*AOI 35*	*AOI 35*	*AOI 35*	*AOI 35*	*AOI 35*	*AOI 35*	*AOI 35*
Sample Location		*MW-7*	*MW-7*	*MW-7*	*MW-8*	*MW-8*	*MW-8*	*MW-8*	*MW-8*	*MW-8*	*MW-8*	*MW-8*
Sample Identification		*MW-7*	*MW-7*	*MW-7*	*MW-8*	*MW-8*	*MW-8*	*MW-8*	*MW-8*	*MW-8*	*MW-8*	*GW-17330-101002-EH-032*
Sample Date		*11/1/1988*	*12/1/1988*	*1/1/1991*	*1/1/1989*	*1/1/1990*	*7/9/1990*	*12/1/1991*	*6/15/1994*	*10/1/1998*	*4/1/1999*	*10/10/2002*
Sample Depth		-	-	-	-	-	-	-	-	-	-	-
Sample Depth												
	Units											
2-Chloronaphthalene	ug/L	10 U	--	--	--	--	--	--	--	--	--	--
2-Chlorophenol	ug/L	10 U	--	--	--	--	--	--	--	--	--	--
4-Chlorophenyl phenyl ether	ug/L	10 U	--	--	--	--	--	--	--	--	--	--
Chloroprene	ug/L	--	--	--	--	--	--	--	--	--	--	--
Chrysene	ug/L	10 U	--	--	--	--	--	--	--	--	--	--
Cresol isomers	ug/L	--	--	--	--	--	--	--	--	--	--	--
Diallate	ug/L	--	--	--	--	--	--	--	--	--	--	--
Dibenz(a,h)anthracene	ug/L	10 U	--	--	--	--	--	--	--	--	--	--
Dibenzofuran	ug/L	--	--	--	--	--	--	--	--	--	--	--
Dibromochloromethane	ug/L	5 U	U	--	--	--	2 U	--	U	--	--	--
Dibromomethane	ug/L	--	--	--	--	--	--	--	--	--	--	--
trans-1,4-Dichloro-2-butene	ug/L	--	--	--	--	--	--	--	--	--	--	--
3,3'-Dichlorobenzidine	ug/L	20 U	--	--	--	--	--	--	--	--	--	--
2,4-Dichlorophenol	ug/L	10 U	--	--	--	--	--	--	--	--	--	--
2,6-Dichlorophenol	ug/L	--	--	--	--	--	--	--	--	--	--	--
Diethyl phthalate	ug/L	10 U	--	--	--	--	--	--	--	--	--	--
Dimethoate	ug/L	--	--	--	--	--	--	--	--	--	--	--
Dimethyl phthalate	ug/L	10 U	--	--	--	--	--	--	--	--	--	--
p-Dimethylaminoazobenzene A	ug/L	--	--	--	--	--	--	--	--	--	--	--
7,12-Dimethylbenz(a)anthracene	ug/L	--	--	--	--	--	--	--	--	--	--	--
3,3-Dimethylbenzidine	ug/L	--	--	--	--	--	--	--	--	--	--	--
a,a-Dimethylphenethylamine	ug/L	--	--	--	--	--	--	--	--	--	--	--
2,4-Dimethylphenol	ug/L	10 U	--	--	--	--	--	--	--	--	--	--
Di-n-butylphthalate (DBP)	ug/L	10 U	--	--	--	--	--	--	--	--	--	--
4,6-Dinitro-2-methylphenol	ug/L	50 U	--	--	--	--	--	--	--	--	--	--
Dinitrobenzene, NOS	ug/L	--	--	--	--	--	--	--	--	--	--	--
2,4-Dinitrophenol	ug/L	50 U	--	--	--	--	--	--	--	--	--	--
2,4-Dinitrotoluene	ug/L	10 U	--	--	--	--	--	--	--	--	--	--
2,6-Dinitrotoluene	ug/L	10 U	--	--	--	--	--	--	--	--	--	--
Di-n-octyl phthalate (DnOP)	ug/L	10 U	--	--	--	--	--	--	--	--	--	--
1,4-Dioxane	ug/L	--	--	--	--	--	--	--	--	--	--	--
Diphenylamine	ug/L	--	--	--	--	--	--	--	--	--	--	--
1,2-Diphenylhydrazine	ug/L	--	--	--	--	--	--	--	--	--	--	--
Disulfoton	ug/L	--	--	--	--	--	--	--	--	--	--	--

APPENDIX G.3

GROUNDWATER QUALITY DATA
RFI REPORT
FORMER MANUAL TRANSMISSIONS OF MUNCIE FACILITY
MUNCIE, INDIANA

AOI		*AOI 35*	*AOI 35*	*AOI 35*	*AOI 35*	*AOI 35*	*AOI 35*	*AOI 35*	*AOI 35*	*AOI 35*	*AOI 35*	*AOI 35*
Sample Location		*MW-7*	*MW-7*	*MW-7*	*MW-8*	*MW-8*	*MW-8*	*MW-8*	*MW-8*	*MW-8*	*MW-8*	*MW-8*
Sample Identification		*MW-7*	*MW-7*	*MW-7*	*MW-8*	*MW-8*	*MW-8*	*MW-8*	*MW-8*	*MW-8*	*MW-8*	*GW-17330-101002-EH-032*
Sample Date		*11/1/1988*	*12/1/1988*	*1/1/1991*	*1/1/1989*	*1/1/1990*	*7/9/1990*	*12/1/1991*	*6/15/1994*	*10/1/1998*	*4/1/1999*	*10/10/2002*
Sample Depth		*-*	*-*	*-*	*-*	*-*	*-*	*-*	*-*	*-*	*-*	*-*
Sample Depth												
	Units											
SVOCs (Continued)												
Ethyl methacrylate	ug/L	--	--	--	--	--	--	--	--	--	--	--
Ethyl methanesulfonate	ug/L	--	--	--	--	--	--	--	--	--	--	--
bis(2-Ethylhexyl)phthalate (DEHP)	ug/L	10 U	--	--	--	--	--	--	--	--	--	--
Famphur	ug/L	--	--	--	--	--	--	--	--	--	--	--
Fluoranthene	ug/L	10 U	--	--	--	--	--	--	--	--	--	--
Fluorene	ug/L	10 U	--	--	--	--	--	--	--	--	--	--
Hexachlorobenzene	ug/L	10 U	--	--	--	--	--	--	--	--	--	--
Hexachlorobutadiene	ug/L	10 U	--	--	--	--	--	--	--	--	--	--
Hexachlorocyclopentadiene	ug/L	10 U	--	--	--	--	--	--	--	--	--	--
Hexachloroethane	ug/L	10 U	--	--	--	--	--	--	--	--	--	--
Hexachlorophene A	ug/L	--	--	--	--	--	--	--	--	--	--	--
Hexachloropropene	ug/L	--	--	--	--	--	--	--	--	--	--	--
Indeno(1,2,3-cd)pyrene	ug/L	10 U	--	--	--	--	--	--	--	--	--	--
Iodomethane	ug/L	--	--	--	--	--	--	--	--	--	--	--
Isodrin	ug/L	--	--	--	--	--	--	--	--	--	--	--
Isophorone	ug/L	10 U	--	--	--	--	--	--	--	--	--	--
Isosafrole	ug/L	--	--	--	--	--	--	--	--	--	--	--
Kepone	ug/L	--	--	--	--	--	--	--	--	--	--	--
Methapyrilene	ug/L	--	--	--	--	--	--	--	--	--	--	--
Methyl acrylonitrile	ug/L	--	--	--	--	--	--	--	--	--	--	--
Methyl methacrylate	ug/L	--	--	--	--	--	--	--	--	--	--	--
Methyl methanesulfonate	ug/L	--	--	--	--	--	--	--	--	--	--	--
Methyl parathion	ug/L	--	--	--	--	--	--	--	--	--	--	--
3-Methylcholanthrene	ug/L	--	--	--	--	--	--	--	--	--	--	--
2-Methylnaphthalene	ug/L	10 U	--	--	--	--	--	--	--	--	--	--
2-Methylphenol	ug/L	10 U	--	--	--	--	--	--	--	--	--	--
3&4-Methylphenol	ug/L	--	--	--	--	--	--	--	--	--	--	--
4-Methylphenol	ug/L	10 U	--	--	--	--	--	--	--	--	--	--
Naphthalene	ug/L	10 U	--	--	--	--	--	--	--	--	--	--
1,4-Naphthoquinone	ug/L	--	--	--	--	--	--	--	--	--	--	--
1-Naphthylamine	ug/L	--	--	--	--	--	--	--	--	--	--	--
2-Naphthylamine	ug/L	--	--	--	--	--	--	--	--	--	--	--
2-Nitroaniline	ug/L	50 U	--	--	--	--	--	--	--	--	--	--
3-Nitroaniline	ug/L	50 U	--	--	--	--	--	--	--	--	--	--
4-Nitroaniline	ug/L	50 U	--	--	--	--	--	--	--	--	--	--
Nitrobenzene	ug/L	10 U	--	--	--	--	--	--	--	--	--	--
2-Nitrophenol	ug/L	10 U	--	--	--	--	--	--	--	--	--	--
4-Nitrophenol	ug/L	50 U	--	--	--	--	--	--	--	--	--	--
4-Nitroquinoline-N-oxide	ug/L	--	--	--	--	--	--	--	--	--	--	--
N-Nitrosodi-n-butylamine	ug/L	--	--	--	--	--	--	--	--	--	--	--
N-Nitrosodi-n-propylamine	ug/L	10 U	--	--	--	--	--	--	--	--	--	--
N-Nitrosodiphenylamine	ug/L	10 U	--	--	--	--	--	--	--	--	--	--
N-Nitrosodiethylamine	ug/L	--	--	--	--	--	--	--	--	--	--	--
N-Nitrosodimethylamine	ug/L	10 U	--	--	--	--	--	--	--	--	--	--
N-Nitrosomethylethylamine	ug/L	--	--	--	--	--	--	--	--	--	--	--

APPENDIX G.3

GROUNDWATER QUALITY DATA
RFI REPORT
FORMER MANUAL TRANSMISSIONS OF MUNCIE FACILITY
MUNCIE, INDIANA

AOI		*AOI 35*	*AOI 35*	*AOI 35*	*AOI 35*	*AOI 35*	*AOI 35*	*AOI 35*	*AOI 35*	*AOI 35*	*AOI 35*	*AOI 35*
Sample Location		*MW-7*	*MW-7*	*MW-7*	*MW-8*	*MW-8*	*MW-8*	*MW-8*	*MW-8*	*MW-8*	*MW-8*	*MW-8*
Sample Identification		*MW-7*	*MW-7*	*MW-7*	*MW-8*	*MW-8*	*MW-8*	*MW-8*	*MW-8*	*MW-8*	*MW-8*	*GW-17330-101002-EH-032*
Sample Date		*11/1/1988*	*12/1/1988*	*1/1/1991*	*1/1/1989*	*1/1/1990*	*7/9/1990*	*12/1/1991*	*6/15/1994*	*10/1/1998*	*4/1/1999*	*10/10/2002*
Sample Depth		*-*	*-*	*-*	*-*	*-*	*-*	*-*	*-*	*-*	*-*	*-*
Sample Depth												
	Units											
SVOCs (Continued)												
N-Nitrosomorpholine	ug/L	--	--	--	--	--	--	--	--	--	--	--
N-Nitrosopiperidine	ug/L	--	--	--	--	--	--	--	--	--	--	--
N-Nitrosopyrrolidine	ug/L	--	--	--	--	--	--	--	--	--	--	--
2,2'-Oxybis(1-chloropropane) (bis(2-Chloroisopropyl) ether)	ug/L	10 U	--	--	--	--	--	--	--	--	--	--
Pentachlorobenzene	ug/L	--	--	--	--	--	--	--	--	--	--	--
Pentachloroethane	ug/L	--	--	--	--	--	--	--	--	--	--	--
Pentachloronitrobenzene	ug/L	--	--	--	--	--	--	--	--	--	--	--
Pentachlorophenol	ug/L	50 U	--	--	--	--	--	--	--	--	--	--
Phenacetin	ug/L	--	--	--	--	--	--	--	--	--	--	--
Phenanthrene	ug/L	10 U	--	--	--	--	--	--	--	--	--	--
Phenol	ug/L	10 U	--	--	--	--	--	--	--	--	--	--
p-Phenylenediamine	ug/L	--	--	--	--	--	--	--	--	--	--	--
Phorate	ug/L	--	--	--	--	--	--	--	--	--	--	--
2-Picoline	ug/L	--	--	--	--	--	--	--	--	--	--	--
Pronamide	ug/L	--	--	--	--	--	--	--	--	--	--	--
Propionitrile (ethyl cyanide)	ug/L	--	--	--	--	--	--	--	--	--	--	--
Pyrene	ug/L	10 U	--	--	--	--	--	--	--	--	--	--
Pyridine	ug/L	--	--	--	--	--	--	--	--	--	--	--
Safrole	ug/L	--	--	--	--	--	--	--	--	--	--	--
1,2,4,5-Tetrachlorobenzene	ug/L	--	--	--	--	--	--	--	--	--	--	--
1,1,1,2-Tetrachloroethane	ug/L	--	--	--	--	--	--	--	--	--	--	--
2,3,4,6-Tetrachlorophenol	ug/L	--	--	--	--	--	--	--	--	--	--	--
Thionazin (O,O-diethyl-O-2-pyrazinyl phosphorothioate)	ug/L	--	--	--	--	--	--	--	--	--	--	--
o-Toluidine A	ug/L	--	--	--	--	--	--	--	--	--	--	--
5-Nitro-2-toluidine	ug/L	--	--	--	--	--	--	--	--	--	--	--
2,4,5-Trichlorophenol	ug/L	50 U	--	--	--	--	--	--	--	--	--	--
2,4,6-Trichlorophenol	ug/L	10 U	--	--	--	--	--	--	--	--	--	--
1,2,3-Trichloropropane	ug/L	--	--	--	--	--	--	--	--	--	--	--
0,0,0-Triethylphosphorothioate	ug/L	--	--	--	--	--	--	--	--	--	--	--
1,3,5-Trinitrobenzene	ug/L	--	--	--	--	--	--	--	--	--	--	--
PCBs												
Aroclor-1016 (PCB-1016)	ug/L	--	--	--	--	--	--	--	--	--	--	--
Aroclor-1221 (PCB-1221)	ug/L	--	--	--	--	--	--	--	--	--	--	--
Aroclor-1232 (PCB-1232)	ug/L	--	--	--	--	--	--	--	--	--	--	--
Aroclor-1242 (PCB-1242)	ug/L	--	--	--	--	--	--	--	--	--	--	--
Aroclor-1248 (PCB-1248)	ug/L	200 U	--	--	--	--	--	--	--	--	--	--
Aroclor-1254 (PCB-1254)	ug/L	--	--	--	--	--	--	--	--	--	--	--
Aroclor-1260 (PCB-1260)	ug/L	--	--	--	--	--	--	--	--	--	--	--
Total PCBs	ug/L	200 U	--	--	--	--	--	--	--	--	--	--
Total Petroleum Hydrocarbons (TPH)												
Total Petroleum Hydrocarbons - Purgeable (GRO)	ug/L	--	--	--	--	--	--	--	--	--	--	--

APPENDIX G.3

GROUNDWATER QUALITY DATA
RFI REPORT
FORMER MANUAL TRANSMISSIONS OF MUNCIE FACILITY
MUNCIE, INDIANA

AOI		*AOI 35*	*AOI 35*	*AOI 35*	*AOI 35*	*AOI 35*	*AOI 35*	*AOI 35*	*AOI 35*	*AOI 35*	*AOI 35*	*AOI 35*
Sample Location		*MW-7*	*MW-7*	*MW-7*	*MW-8*	*MW-8*	*MW-8*	*MW-8*	*MW-8*	*MW-8*	*MW-8*	*MW-8*
Sample Identification		*MW-7*	*MW-7*	*MW-7*	*MW-8*	*MW-8*	*MW-8*	*MW-8*	*MW-8*	*MW-8*	*MW-8*	*GW-17330-101002-EH-032*
Sample Date		*11/1/1988*	*12/1/1988*	*1/1/1991*	*1/1/1989*	*1/1/1990*	*7/9/1990*	*12/1/1991*	*6/15/1994*	*10/1/1998*	*4/1/1999*	*10/10/2002*
Sample Depth		*-*	*-*	*-*	*-*	*-*	*-*	*-*	*-*	*-*	*-*	*-*
Sample Depth												
	Units											
Metals												
Aluminum	ug/L	--	--	--	--	--	--	--	--	--	--	--
Antimony	ug/L	--	--	--	--	--	--	--	--	--	--	--
Arsenic	ug/L	--	--	--	--	--	--	--	--	--	--	--
Arsenic (dissolved)	ug/L	50 U	--	--	--	--	--	--	--	--	--	--
Barium	ug/L	--	--	--	--	--	--	--	--	--	--	--
Barium (dissolved)	ug/L	180	--	--	--	--	--	--	--	--	--	--
Beryllium	ug/L	--	--	--	--	--	--	--	--	--	--	--
Cadmium	ug/L	--	--	--	--	--	--	--	--	--	--	--
Cadmium (dissolved)	ug/L	5 U	--	--	--	--	--	--	--	--	--	--
Calcium	ug/L	--	--	--	--	--	--	--	--	--	--	--
Calcium (dissolved)	ug/L	--	--	--	--	--	--	--	--	--	--	--
Chromium	ug/L	--	--	--	--	--	--	--	--	--	--	--
Chromium (dissolved)	ug/L	10 U	--	--	--	--	--	--	--	--	--	--
Cobalt	ug/L	--	--	--	--	--	--	--	--	--	--	--
Copper	ug/L	--	--	--	--	--	--	--	--	--	--	--
Copper (dissolved)	ug/L	50 U	--	--	--	--	--	--	--	--	--	--
Iron	ug/L	--	--	--	--	--	--	--	--	--	--	--
Iron (dissolved)	ug/L	--	--	--	--	--	--	--	--	--	--	--
Lead	ug/L	--	--	--	--	--	--	--	--	--	--	--
Lead (dissolved)	ug/L	50 U	--	--	--	--	--	--	--	--	--	--
Magnesium	ug/L	--	--	--	--	--	--	--	--	--	--	--
Magnesium (dissolved)	ug/L	--	--	--	--	--	--	--	--	--	--	--
Manganese	ug/L	--	--	--	--	--	--	--	--	--	--	--
Manganese (dissolved)	ug/L	--	--	--	--	--	--	--	--	--	--	--
Mercury	ug/L	--	--	--	--	--	--	--	--	--	--	--
Mercury (dissolved)	ug/L	1 U	--	--	--	--	--	--	--	--	--	--
Nickel	ug/L	--	--	--	--	--	--	--	--	--	--	--
Nickel (dissolved)	ug/L	50 U	--	--	--	--	--	--	--	--	--	--
Potassium	ug/L	--	--	--	--	--	--	--	--	--	--	--
Selenium	ug/L	--	--	--	--	--	--	--	--	--	--	--
Selenium (dissolved)	ug/L	100 U	--	--	--	--	--	--	--	--	--	--
Silver	ug/L	--	--	--	--	--	--	--	--	--	--	--
Silver (dissolved)	ug/L	5 U	--	--	--	--	--	--	--	--	--	--
Sodium	ug/L	--	--	--	--	--	--	--	--	--	--	--
Thallium	ug/L	--	--	--	--	--	--	--	--	--	--	--
Vanadium	ug/L	--	--	--	--	--	--	--	--	--	--	--
Zinc	ug/L	--	--	--	--	--	--	--	--	--	--	--
Zinc (dissolved)	ug/L	10 U	--	--	--	--	--	--	--	--	--	--

APPENDIX G.3

GROUNDWATER QUALITY DATA
RFI REPORT
FORMER MANUAL TRANSMISSIONS OF MUNCIE FACILITY
MUNCIE, INDIANA

AOI		*AOI 35*	*AOI 35*	*AOI 35*	*AOI 35*	*AOI 35*	*AOI 35*	*AOI 35*	*AOI 35*	*AOI 35*	*AOI 35*	*AOI 35*
Sample Location		***MW-7***	***MW-7***	***MW-7***	***MW-8***	***MW-8***	***MW-8***	***MW-8***	***MW-8***	***MW-8***	***MW-8***	***MW-8***
Sample Identification		***MW-7***	***MW-7***	***MW-7***	***MW-8***	***MW-8***	***MW-8***	***MW-8***	***MW-8***	***MW-8***	***MW-8***	***GW-17330-101002-EH-032***
Sample Date		***11/1/1988***	***12/1/1988***	***1/1/1991***	***1/1/1989***	***1/1/1990***	***7/9/1990***	***12/1/1991***	***6/15/1994***	***10/1/1998***	***4/1/1999***	***10/10/2002***
Sample Depth		*-*	*-*	*-*	*-*	*-*	*-*	*-*	*-*	*-*	*-*	*-*
Sample Depth												
	Units											
Gas												
Ethane	ug/L	--	--	--	--	--	--	--	--	--	--	--
Ethene	ug/L	--	--	--	--	--	--	--	--	--	--	--
Methane	ug/L	--	--	--	--	--	--	--	--	--	--	--
General Chemistry												
Alkalinity, bicarbonate	ug/L	--	--	--	--	--	--	--	--	--	--	--
Alkalinity, carbonate	ug/L	--	--	--	--	--	--	--	--	--	--	--
Bicarbonate (as CaCO3)	ug/L	--	--	--	--	--	--	--	--	--	--	--
Chloride	ug/L	--	--	--	--	--	--	--	--	--	--	--
Dissolved organic carbon (DOC)	ug/L	--	--	--	--	--	--	--	--	--	--	--
Hardness	ug/L	--	--	--	--	--	--	--	--	--	--	--
Hardness, carbonate	ug/L	--	--	--	--	--	--	--	--	--	--	--
Nitrate (as N)	ug/L	--	--	--	--	--	--	--	--	--	--	--
Nitrite (as N)	ug/L	--	--	--	--	--	--	--	--	--	--	--
pH	s.u.	7.7	--	--	--	--	--	--	--	--	--	--
Sulfate	ug/L	96000	--	--	--	--	--	--	--	--	--	--
Sulfide	ug/L	--	--	--	--	--	--	--	--	--	--	--
Total dissolved solids (TDS)	ug/L	--	--	--	--	--	--	--	--	--	--	--
Total organic carbon (TOC)	ug/L	--	--	--	--	--	--	--	--	--	--	--

Notes
ug/L - Micrograms per litre
"-" - No value
U - Not detected at the associated reporting limit
J - Estimated concentration
UJ - Not detected; associated reporting limit is estimated
R - Rejected
s.u. - Standard units
nc - No criteria
ND - Non Detect (calculation)
BOLD[abc] Concentration exceeds associated screening level
IDEM Appendix A: Screening Levels Remedation Closure Guide - March 25, 2014
a - Exceeds IDEM residential tap screening levels
b - Exceeds IDEM residential vapor exposure screening levels
c - Exceeds IDEM commercial/industrial vapor screening levels

APPENDIX G.3

GROUNDWATER QUALITY DATA
RFI REPORT
FORMER MANUAL TRANSMISSIONS OF MUNCIE FACILITY
MUNCIE, INDIANA

AOI		*AOI 35*	*AOI 35*	*AOI 35*	*AOI 35*	*AOI 35*
Sample Location		*MW-8*	*MW-8*	*MW-8*	*MW-8*	*MW-8*
Sample Identification		*GW-072204-MR-021*	*GW-017330-042905-TP-032*	*GW-017330-102005-TP-024*	*GW-017330-051106-NH-031*	*GW-017324-111108-NH-001*
Sample Date		*7/22/2004*	*4/29/2005*	*10/20/2005*	*5/11/2006*	*11/11/2008*
Sample Depth		-	-	-	-	-
Sample Depth						
	Units					
Volatile Organic Compounds (VOCs)						
Acetone	ug/L	10 U	10 U	25 UJ	10 U	10 U
Benzene	ug/L	1.0 U	1.0 U	2.5 U	1 U	1.0 U
Bromodichloromethane	ug/L	1.0 U	1.0 U	2.5 U	1 U	1.0 U
Bromoform	ug/L	1.0 U	1.0 U	2.5 UJ	1 U	1.0 U
Bromomethane (Methyl bromide)	ug/L	1.0 U	1.0 U	2.5 UJ	1 U	1.0 U
2-Butanone (Methyl ethyl ketone) (MEK)	ug/L	10 U	10 U	25 U	10 U	10 U
Carbon disulfide	ug/L	1.0 U	1.0 U	2.5 U	1 U	1.0 U
Carbon tetrachloride	ug/L	1.0 U	1.0 U	2.5 U	1 U	1.0 U
Chlorobenzene	ug/L	1.0 U	1.0 U	2.5 U	1 U	1.0 U
Chloroethane	ug/L	1.0 U	1.0 U	2.5 U	1 U	1.0 U
2-Chloroethyl vinyl ether	ug/L	--	--	--	--	--
Chloroform (Trichloromethane)	ug/L	1.0 U	1.0 U	2.5 U	1 U	1.0 U
Chloromethane (Methyl chloride)	ug/L	0.16 J	1.0 U	2.5 UJ	1 U	1.0 U
Cyclohexane	ug/L	1.0 U	1.0 U	2.5 U	--	1.0 U
1,2-Dibromo-3-chloropropane (DBCP)	ug/L	2.0 U	2.0 U	5.0 UJ	--	2.0 U
Dibromochloromethane	ug/L	1.0 U	1.0 U	2.5 UJ	1 U	1.0 U
1,2-Dibromoethane (Ethylene dibromide)	ug/L	1.0 U	1.0 U	2.5 UJ	--	1.0 U
1,2-Dichlorobenzene	ug/L	1.0 U	1.0 U	2.5 U	--	1.0 U
1,3-Dichlorobenzene	ug/L	1.0 U	1.0 U	2.5 U	--	1.0 U
1,4-Dichlorobenzene	ug/L	1.0 U	1.0 U	2.5 U	--	1.0 U
Dichlorodifluoromethane (CFC-12)	ug/L	1.0 U	1.0 U	2.5 U	--	1.0 U
1,1-Dichloroethane	ug/L	1.0 U	1.0 U	2.5 U	1 U	1.0 U
1,2-Dichloroethane	ug/L	1.0 U	1.0 U	2.5 U	1 U	1.0 U
1,2-Dichloroethene (total)	ug/L	--	--	--	--	--
1,1-Dichloroethene	ug/L	1.0 U	1.0 U	2.5 U	1 U	1.0 U
cis-1,2-Dichloroethene	ug/L	1.0 U	0.28 J	1.6 J	1 U	1.0 U
trans-1,2-Dichloroethene	ug/L	1.0 U	0.22 J	2.5 U	1 U	1.0 U
1,2-Dichloropropane	ug/L	1.0 U	1.0 U	2.5 U	1 U	1.0 U
cis-1,3-Dichloropropene	ug/L	1.0 U	1.0 U	2.5 U	1 U	1.0 U
trans-1,3-Dichloropropene	ug/L	1.0 U	1.0 U	2.5 UJ	1 U	1.0 U
Ethylbenzene	ug/L	1.0 U	1.0 U	2.5 U	1 U	1.0 U
2-Hexanone	ug/L	10 U	10 U	25 U	10 U	10 U
Isopropyl benzene	ug/L	1.0 U	1.0 U	2.5 U	--	1.0 U
Methyl acetate	ug/L	10 U	10 U	25 U	--	10 U
Methyl cyclohexane	ug/L	1.0 U	1.0 U	2.5 U	--	1.0 U
Methyl tert butyl ether (MTBE)	ug/L	5.0 U	5.0 U	12 U	--	5.0 U
4-Methyl-2-pentanone (Methyl isobutyl ketone) (MIBK)	ug/L	10 U	10 U	25 U	10 U	10 U
Methylene chloride	ug/L	1.0 U	1.0 U	2.5 UJ	1 UJ	1.0 U
Styrene	ug/L	1.0 U	1.0 U	2.5 U	1 U	1.0 U
VOCs (Continued)						

APPENDIX G.3

GROUNDWATER QUALITY DATA
RFI REPORT
FORMER MANUAL TRANSMISSIONS OF MUNCIE FACILITY
MUNCIE, INDIANA

AOI		*AOI 35*	*AOI 35*	*AOI 35*	*AOI 35*	*AOI 35*
Sample Location		***MW-8***	***MW-8***	***MW-8***	***MW-8***	***MW-8***
Sample Identification		***GW-072204-MR-021***	***GW-017330-042905-TP-032***	***GW-017330-102005-TP-024***	***GW-017330-051106-NH-031***	***GW-017324-111108-NH-001***
Sample Date		***7/22/2004***	***4/29/2005***	***10/20/2005***	***5/11/2006***	***11/11/2008***
Sample Depth		-	-	-	-	-
Sample Depth						
	Units					
1,1,2,2-Tetrachloroethane	ug/L	1.0 U	1.0 U	2.5 U	1 U	1.0 U
Tetrachloroethene	ug/L	1.0 U	1.0 U	**230**[ab]	1 U	1.0 U
Toluene	ug/L	1.0 U	1.0 U	2.5 U	1 U	1.0 U
1,2,4-Trichlorobenzene	ug/L	1.0 U	1.0 U	2.5 U	--	1.0 U
1,1,1-Trichloroethane	ug/L	1.0 U	1.0 U	2.5 U	1 U	1.0 U
1,1,2-Trichloroethane	ug/L	1.0 U	1.0 U	2.5 U	1 U	1.0 U
Trichloroethene	ug/L	0.47 J	3.7	**7.7**[a]	1 U	1.0 U
Trichlorofluoromethane (CFC-11)	ug/L	1.0 U	1.0 U	2.5 U	--	1.0 U
Trifluorotrichloroethane (Freon 113)	ug/L	1.0 U	1.0 U	2.5 U	--	1.0 U
Vinyl acetate	ug/L	--	--	--	--	--
Vinyl chloride	ug/L	1.0 U	1.0 U	2.5 U	1 U	1.0 U
Xylenes (total)	ug/L	2.0 U	2.0 U	5.0 U	2 U	2.0 U
Semi-Volatile Organic Compounds (SVOCs)						
Acenaphthene	ug/L	--	--	--	0.2 U	0.20 U
Acenaphthylene	ug/L	--	--	--	0.2 U	0.20 U
Acetonitrile	ug/L	--	--	--	--	--
Acetophenone	ug/L	--	--	--	1 U	1.0 U
2-Acetylaminofluorene	ug/L	--	--	--	--	--
Acrolein	ug/L	--	--	--	--	--
Acrylonitrile	ug/L	--	--	--	--	--
Allyl chloride	ug/L	--	--	--	--	--
4-Aminobiphenyl	ug/L	--	--	--	--	--
Aniline	ug/L	--	--	--	--	--
Anthracene	ug/L	--	--	--	0.2 U	0.20 U
Aramite	ug/L	--	--	--	--	--
Atrazine	ug/L	--	--	--	1 U	1.0 U
Benzaldehyde	ug/L	--	--	--	1 U	1.0 U
Benzidine	ug/L	--	--	--	--	--
Benzo(a)anthracene	ug/L	--	--	--	0.2 U	0.20 U
Benzo(a)pyrene	ug/L	--	--	--	0.2 U	0.20 U
Benzo(b)fluoranthene	ug/L	--	--	--	0.2 U	0.20 U
Benzo(g,h,i)perylene	ug/L	--	--	--	0.2 U	0.20 U
Benzo(k)fluoranthene	ug/L	--	--	--	0.2 U	0.20 U
Benzoic acid	ug/L	--	--	--	--	--
Benzyl alcohol	ug/L	--	--	--	--	--
Biphenyl (1,1-Biphenyl)	ug/L	--	--	--	1 U	1.0 U
4-Bromophenyl phenyl ether	ug/L	--	--	--	2 U	2.0 U
Butyl benzylphthalate (BBP)	ug/L	--	--	--	1 U	1.0 U
Caprolactam	ug/L	--	--	--	5 U	5.0 U
Carbazole	ug/L	--	--	--	1 U	1.0 U
4-Chloro-3-methylphenol	ug/L	--	--	--	2 U	2.0 U
4-Chloroaniline	ug/L	--	--	--	2 U	2.0 U
Chlorobenzilate	ug/L	--	--	--	--	--
bis(2-Chloroethoxy)methane	ug/L	--	--	--	1 U	1.0 U
bis(2-Chloroethyl)ether	ug/L	--	--	--	1 U	1.0 U

APPENDIX G.3

GROUNDWATER QUALITY DATA
RFI REPORT
FORMER MANUAL TRANSMISSIONS OF MUNCIE FACILITY
MUNCIE, INDIANA

AOI		*AOI 35*	*AOI 35*	*AOI 35*	*AOI 35*	*AOI 35*
Sample Location		*MW-8*	*MW-8*	*MW-8*	*MW-8*	*MW-8*
Sample Identification		*GW-072204-MR-021*	*GW-017330-042905-TP-032*	*GW-017330-102005-TP-024*	*GW-017330-051106-NH-031*	*GW-017324-111108-NH-001*
Sample Date		*7/22/2004*	*4/29/2005*	*10/20/2005*	*5/11/2006*	*11/11/2008*
Sample Depth		*-*	*-*	*-*	*-*	*-*
Sample Depth						
	Units					
2-Chloronaphthalene	ug/L	--	--	--	1 U	1.0 U
2-Chlorophenol	ug/L	--	--	--	1 U	1.0 U
4-Chlorophenyl phenyl ether	ug/L	--	--	--	2 U	2.0 U
Chloroprene	ug/L	--	--	--	--	--
Chrysene	ug/L	--	--	--	0.2 U	0.20 U
Cresol isomers	ug/L	--	--	--	--	--
Diallate	ug/L	--	--	--	--	--
Dibenz(a,h)anthracene	ug/L	--	--	--	0.2 U	0.20 U
Dibenzofuran	ug/L	--	--	--	1 U	1.0 U
Dibromochloromethane	ug/L	--	--	--	--	--
Dibromomethane	ug/L	--	--	--	--	--
trans-1,4-Dichloro-2-butene	ug/L	--	--	--	--	--
3,3'-Dichlorobenzidine	ug/L	--	--	--	5 U	5.0 U
2,4-Dichlorophenol	ug/L	--	--	--	2 U	2.0 U
2,6-Dichlorophenol	ug/L	--	--	--	--	--
Diethyl phthalate	ug/L	--	--	--	1 U	1.0 U
Dimethoate	ug/L	--	--	--	--	--
Dimethyl phthalate	ug/L	--	--	--	1 U	1.0 U
p-Dimethylaminoazobenzene A	ug/L	--	--	--	--	--
7,12-Dimethylbenz(a)anthracene	ug/L	--	--	--	--	--
3,3-Dimethylbenzidine	ug/L	--	--	--	--	--
a,a-Dimethylphenethylamine	ug/L	--	--	--	--	--
2,4-Dimethylphenol	ug/L	--	--	--	2 U	2.0 U
Di-n-butylphthalate (DBP)	ug/L	--	--	--	1 U	1.0 U
4,6-Dinitro-2-methylphenol	ug/L	--	--	--	5 U	5.0 U
Dinitrobenzene, NOS	ug/L	--	--	--	--	--
2,4-Dinitrophenol	ug/L	--	--	--	5 U	5.0 U
2,4-Dinitrotoluene	ug/L	--	--	--	5 U	5.0 U
2,6-Dinitrotoluene	ug/L	--	--	--	5 U	5.0 U
Di-n-octyl phthalate (DnOP)	ug/L	--	--	--	1 U	1.0 U
1,4-Dioxane	ug/L	--	--	--	--	--
Diphenylamine	ug/L	--	--	--	--	--
1,2-Diphenylhydrazine	ug/L	--	--	--	--	--
Disulfoton	ug/L	--	--	--	--	--

APPENDIX G.3

GROUNDWATER QUALITY DATA
RFI REPORT
FORMER MANUAL TRANSMISSIONS OF MUNCIE FACILITY
MUNCIE, INDIANA

AOI		*AOI 35*	*AOI 35*	*AOI 35*	*AOI 35*	*AOI 35*
Sample Location		*MW-8*	*MW-8*	*MW-8*	*MW-8*	*MW-8*
Sample Identification		*GW-072204-MR-021*	*GW-017330-042905-TP-032*	*GW-017330-102005-TP-024*	*GW-017330-051106-NH-031*	*GW-017324-111108-NH-001*
Sample Date		*7/22/2004*	*4/29/2005*	*10/20/2005*	*5/11/2006*	*11/11/2008*
Sample Depth		*-*	*-*	*-*	*-*	*-*
Sample Depth						
	Units					
SVOCs (Continued)						
Ethyl methacrylate	ug/L	--	--	--	--	--
Ethyl methanesulfonate	ug/L	--	--	--	--	--
bis(2-Ethylhexyl)phthalate (DEHP)	ug/L	--	--	--	2.4	2.0 U
Famphur	ug/L	--	--	--	--	--
Fluoranthene	ug/L	--	--	--	0.2 U	0.20 U
Fluorene	ug/L	--	--	--	0.2 U	0.20 U
Hexachlorobenzene	ug/L	--	--	--	0.2 U	0.20 U
Hexachlorobutadiene	ug/L	--	--	--	1 U	1.0 U
Hexachlorocyclopentadiene	ug/L	--	--	--	10 U	10 U
Hexachloroethane	ug/L	--	--	--	1 U	1.0 U
Hexachlorophene A	ug/L	--	--	--	--	--
Hexachloropropene	ug/L	--	--	--	--	--
Indeno(1,2,3-cd)pyrene	ug/L	--	--	--	0.2 U	0.20 U
Iodomethane	ug/L	--	--	--	--	--
Isodrin	ug/L	--	--	--	--	--
Isophorone	ug/L	--	--	--	1 U	1.0 U
Isosafrole	ug/L	--	--	--	--	--
Kepone	ug/L	--	--	--	--	--
Methapyrilene	ug/L	--	--	--	--	--
Methyl acrylonitrile	ug/L	--	--	--	--	--
Methyl methacrylate	ug/L	--	--	--	--	--
Methyl methanesulfonate	ug/L	--	--	--	--	--
Methyl parathion	ug/L	--	--	--	--	--
3-Methylcholanthrene	ug/L	--	--	--	--	--
2-Methylnaphthalene	ug/L	--	--	--	0.2 U	0.20 U
2-Methylphenol	ug/L	--	--	--	1 U	1.0 U
3&4-Methylphenol	ug/L	--	--	--	--	--
4-Methylphenol	ug/L	--	--	--	1 U	1.0 U
Naphthalene	ug/L	--	--	--	0.2 U	0.20 U
1,4-Naphthoquinone	ug/L	--	--	--	--	--
1-Naphthylamine	ug/L	--	--	--	--	--
2-Naphthylamine	ug/L	--	--	--	--	--
2-Nitroaniline	ug/L	--	--	--	2 U	2.0 U
3-Nitroaniline	ug/L	--	--	--	2 U	2.0 U
4-Nitroaniline	ug/L	--	--	--	2 U	2.0 U
Nitrobenzene	ug/L	--	--	--	1 U	1.0 U
2-Nitrophenol	ug/L	--	--	--	2 U	2.0 U
4-Nitrophenol	ug/L	--	--	--	5 U	5.0 U
4-Nitroquinoline-N-oxide	ug/L	--	--	--	--	--
N-Nitrosodi-n-butylamine	ug/L	--	--	--	--	--
N-Nitrosodi-n-propylamine	ug/L	--	--	--	1 U	1.0 U
N-Nitrosodiphenylamine	ug/L	--	--	--	1 U	1.0 U
N-Nitrosodiethylamine	ug/L	--	--	--	--	--
N-Nitrosodimethylamine	ug/L	--	--	--	--	--
N-Nitrosomethylethylamine	ug/L	--	--	--	--	--

APPENDIX G.3

GROUNDWATER QUALITY DATA
RFI REPORT
FORMER MANUAL TRANSMISSIONS OF MUNCIE FACILITY
MUNCIE, INDIANA

AOI		*AOI 35*	*AOI 35*	*AOI 35*	*AOI 35*	*AOI 35*
Sample Location		*MW-8*	*MW-8*	*MW-8*	*MW-8*	*MW-8*
Sample Identification		*GW-072204-MR-021*	*GW-017330-042905-TP-032*	*GW-017330-102005-TP-024*	*GW-017330-051106-NH-031*	*GW-017324-111108-NH-001*
Sample Date		*7/22/2004*	*4/29/2005*	*10/20/2005*	*5/11/2006*	*11/11/2008*
Sample Depth		*-*	*-*	*-*	*-*	*-*
Sample Depth						
	Units					
SVOCs (Continued)						
N-Nitrosomorpholine	ug/L	--	--	--	--	--
N-Nitrosopiperidine	ug/L	--	--	--	--	--
N-Nitrosopyrrolidine	ug/L	--	--	--	--	--
2,2'-Oxybis(1-chloropropane) (bis(2-Chloroisopropyl) ether)	ug/L	--	--	--	1 U	1.0 U
Pentachlorobenzene	ug/L	--	--	--	--	--
Pentachloroethane	ug/L	--	--	--	--	--
Pentachloronitrobenzene	ug/L	--	--	--	--	--
Pentachlorophenol	ug/L	--	--	--	5 U	5.0 U
Phenacetin	ug/L	--	--	--	--	--
Phenanthrene	ug/L	--	--	--	0.2 U	0.20 U
Phenol	ug/L	--	--	--	1 U	1.0 U
p-Phenylenediamine	ug/L	--	--	--	--	--
Phorate	ug/L	--	--	--	--	--
2-Picoline	ug/L	--	--	--	--	--
Pronamide	ug/L	--	--	--	--	--
Propionitrile (ethyl cyanide)	ug/L	--	--	--	--	--
Pyrene	ug/L	--	--	--	0.2 U	0.20 U
Pyridine	ug/L	--	--	--	--	--
Safrole	ug/L	--	--	--	--	--
1,2,4,5-Tetrachlorobenzene	ug/L	--	--	--	--	--
1,1,1,2-Tetrachloroethane	ug/L	--	--	--	--	--
2,3,4,6-Tetrachlorophenol	ug/L	--	--	--	--	--
Thionazin (O,O-diethyl-O-2-pyrazinyl phosphorothioate)	ug/L	--	--	--	--	--
o-Toluidine A	ug/L	--	--	--	--	--
5-Nitro-2-toluidine	ug/L	--	--	--	--	--
2,4,5-Trichlorophenol	ug/L	--	--	--	5 U	5.0 U
2,4,6-Trichlorophenol	ug/L	--	--	--	5 U	5.0 U
1,2,3-Trichloropropane	ug/L	--	--	--	--	--
0,0,0-Triethylphosphorothioate	ug/L	--	--	--	--	--
1,3,5-Trinitrobenzene	ug/L	--	--	--	--	--
PCBs						
Aroclor-1016 (PCB-1016)	ug/L	--	--	--	--	--
Aroclor-1221 (PCB-1221)	ug/L	--	--	--	--	--
Aroclor-1232 (PCB-1232)	ug/L	--	--	--	--	--
Aroclor-1242 (PCB-1242)	ug/L	--	--	--	--	--
Aroclor-1248 (PCB-1248)	ug/L	--	--	--	--	--
Aroclor-1254 (PCB-1254)	ug/L	--	--	--	--	--
Aroclor-1260 (PCB-1260)	ug/L	--	--	--	--	--
Total PCBs	ug/L	--	--	--	--	--
Total Petroleum Hydrocarbons (TPH)						
Total Petroleum Hydrocarbons - Purgeable (GRO)	ug/L	--	--	--	--	--

APPENDIX G.3

GROUNDWATER QUALITY DATA
RFI REPORT
FORMER MANUAL TRANSMISSIONS OF MUNCIE FACILITY
MUNCIE, INDIANA

AOI		*AOI 35*	*AOI 35*	*AOI 35*	*AOI 35*	*AOI 35*
Sample Location		*MW-8*	*MW-8*	*MW-8*	*MW-8*	*MW-8*
Sample Identification		*GW-072204-MR-021*	*GW-017330-042905-TP-032*	*GW-017330-102005-TP-024*	*GW-017330-051106-NH-031*	*GW-017324-111108-NH-001*
Sample Date		*7/22/2004*	*4/29/2005*	*10/20/2005*	*5/11/2006*	*11/11/2008*
Sample Depth		*-*	*-*	*-*	*-*	*-*
Sample Depth						
	Units					
Metals						
Aluminum	ug/L	--	--	--	--	--
Antimony	ug/L	--	--	--	--	--
Arsenic	ug/L	--	--	--	**268[a]**	**29.7[a]**
Arsenic (dissolved)	ug/L	--	--	--	10 U	10.0 U
Barium	ug/L	--	--	--	375	200 U
Barium (dissolved)	ug/L	--	--	--	157 J	200 U
Beryllium	ug/L	--	--	--	--	--
Cadmium	ug/L	--	--	--	0.66 J	5.0 U
Cadmium (dissolved)	ug/L	--	--	--	5 U	5.0 U
Calcium	ug/L	--	--	--	--	--
Calcium (dissolved)	ug/L	--	--	107000	--	--
Chromium	ug/L	--	--	--	10 U	10.0 U
Chromium (dissolved)	ug/L	--	--	--	10 U	10.0 U
Cobalt	ug/L	--	--	--	--	--
Copper	ug/L	--	--	--	--	--
Copper (dissolved)	ug/L	--	--	--	--	--
Iron	ug/L	--	--	--	--	--
Iron (dissolved)	ug/L	--	--	--	--	--
Lead	ug/L	--	--	--	4.3	3.0 U
Lead (dissolved)	ug/L	--	--	--	3 U	3.0 U
Magnesium	ug/L	--	--	--	--	--
Magnesium (dissolved)	ug/L	--	--	29200	--	--
Manganese	ug/L	--	--	--	--	--
Manganese (dissolved)	ug/L	--	--	**1400[a]**	--	--
Mercury	ug/L	--	--	--	0.2 U	0.20 U
Mercury (dissolved)	ug/L	--	--	--	0.2 U	0.20 U
Nickel	ug/L	--	--	--	--	--
Nickel (dissolved)	ug/L	--	--	--	--	--
Potassium	ug/L	--	--	--	--	--
Selenium	ug/L	--	--	--	5 U	5.0 U
Selenium (dissolved)	ug/L	--	--	--	5 U	5.0 U
Silver	ug/L	--	--	--	10 U	10.0 U
Silver (dissolved)	ug/L	--	--	--	10 U	10.0 U
Sodium	ug/L	--	--	--	--	--
Thallium	ug/L	--	--	--	--	--
Vanadium	ug/L	--	--	--	--	--
Zinc	ug/L	--	--	--	--	--
Zinc (dissolved)	ug/L	--	--	--	--	--

APPENDIX G.3

GROUNDWATER QUALITY DATA
RFI REPORT
FORMER MANUAL TRANSMISSIONS OF MUNCIE FACILITY
MUNCIE, INDIANA

AOI		***AOI 35***	***AOI 35***	***AOI 35***	***AOI 35***	***AOI 35***
Sample Location		***MW-8***	***MW-8***	***MW-8***	***MW-8***	***MW-8***
Sample Identification		***GW-072204-MR-021***	***GW-017330-042905-TP-032***	***GW-017330-102005-TP-024***	***GW-017330-051106-NH-031***	***GW-017324-111108-NH-001***
Sample Date		***7/22/2004***	***4/29/2005***	***10/20/2005***	***5/11/2006***	***11/11/2008***
Sample Depth		***-***	***-***	***-***	***-***	***-***
Sample Depth						
	Units					
Gas						
Ethane	ug/L	--	--	0.50 U	--	--
Ethene	ug/L	--	--	0.50 U	--	--
Methane	ug/L	--	--	0.27 J	--	--
General Chemistry						
Alkalinity, bicarbonate	ug/L	--	--	470000	--	--
Alkalinity, carbonate	ug/L	--	--	5400	--	--
Bicarbonate (as CaCO3)	ug/L	--	--	--	--	--
Chloride	ug/L	--	--	40000	--	--
Dissolved organic carbon (DOC)	ug/L	--	--	7000	--	--
Hardness	ug/L	--	--	388000	--	--
Hardness, carbonate	ug/L	--	--	--	--	--
Nitrate (as N)	ug/L	--	--	54 J	--	--
Nitrite (as N)	ug/L	--	--	100 U	--	--
pH	s.u.	--	--	--	--	--
Sulfate	ug/L	--	--	43000	--	--
Sulfide	ug/L	--	--	--	--	--
Total dissolved solids (TDS)	ug/L	--	--	--	--	--
Total organic carbon (TOC)	ug/L	--	--	--	--	--

Notes

ug/L - Micrograms per litre
"-" - No value
U - Not detected at the associated reporting limit
J - Estimated concentration
UJ - Not detected; associated reporting limit is estimated
R - Rejected
s.u. - Standard units
nc - No criteria
ND - Non Detect (calculation)
BOLD[abc] Concentration exceeds associated screening level
IDEM Appendix A: Screening Levels Remedation Closure Guide - March 25, 2014
a - Exceeds IDEM residential tap screening levels
b - Exceeds IDEM residential vapor exposure screening levels
c - Exceeds IDEM commercial/industrial vapor screening levels

APPENDIX G.3

GROUNDWATER QUALITY DATA
RFI REPORT
FORMER MANUAL TRANSMISSIONS OF MUNCIE FACILITY
MUNCIE, INDIANA

AOI		*AOI 35*	*AOI 35*	*AOI 35*	*AOI 35*	*AOI 35*	*AOI 35*	*AOI 35*	*AOI 35*
Sample Location		*MW-8*	*MW-8*	*MW-9*	*MW-9*	*MW-9*	*MW-9*	*MW-9*	*MW-9*
Sample Identification		*GW-017324-121511-TP-01*	*GW-017324-050714-SM-039*	*MW-9*	*MW-200 (Dup of MW-9)*	*MW-9*	*MW-9*	*MW-9*	*MW-9*
Sample Date		*12/15/2011*	*5/7/2014*	*10/1/1989*	*1/1/1990*	*1/1/1990*	*7/10/1990*	*12/1/1991*	*6/15/1994*
Sample Depth		*-*	*-*	*-*	*-*	*-*	*-*	*-*	*-*
Sample Depth									
	Units								
Volatile Organic Compounds (VOCs)									
Acetone	ug/L	10 U	10 U	U	U	U	28	U	U
Benzene	ug/L	1.0 U	1.0 U	U	--	--	2 U	U	U
Bromodichloromethane	ug/L	1.0 U	1.0 U	U	--	--	2 U	U	U
Bromoform	ug/L	1.0 U	1.0 U	--	--	--	2 U	--	--
Bromomethane (Methyl bromide)	ug/L	1.0 U	1.0 U	--	--	--	2 U	--	--
2-Butanone (Methyl ethyl ketone) (MEK)	ug/L	10 U	10 U	U	U	U	11	U	U
Carbon disulfide	ug/L	1.0 U	1.0 U	--	U	U	2 U	--	--
Carbon tetrachloride	ug/L	1.0 U	1.0 U	--	--	--	2 U	--	--
Chlorobenzene	ug/L	1.0 U	1.0 U	U	--	--	2 U	U	U
Chloroethane	ug/L	1.0 U	1.0 U	U	U	U	2 U	U	U
2-Chloroethyl vinyl ether	ug/L	--	--	--	--	--	--	--	U
Chloroform (Trichloromethane)	ug/L	1.0 U	1.0 U	U	U	U	2 U	U	U
Chloromethane (Methyl chloride)	ug/L	1.0 U	1.0 U	U	--	--	2 U	U	U
Cyclohexane	ug/L	1.0 U	1.0 U	--	--	--	--	--	--
1,2-Dibromo-3-chloropropane (DBCP)	ug/L	2.0 U	2.0 U	--	--	--	--	--	--
Dibromochloromethane	ug/L	1.0 U	1.0 U	--	--	--	--	U	--
1,2-Dibromoethane (Ethylene dibromide)	ug/L	1.0 U	1.0 U	--	--	--	--	--	--
1,2-Dichlorobenzene	ug/L	1.0 U	1.0 U	--	--	--	2 U	--	--
1,3-Dichlorobenzene	ug/L	1.0 U	1.0 U	--	--	--	2 U	--	--
1,4-Dichlorobenzene	ug/L	1.0 U	1.0 U	--	--	--	2 U	--	--
Dichlorodifluoromethane (CFC-12)	ug/L	1.0 U	1.0 U	--	--	--	--	--	--
1,1-Dichloroethane	ug/L	1.0 U	1.0 U	U	U	U	2 U	U	U
1,2-Dichloroethane	ug/L	1.0 U	1.0 U	U	U	U	2 U	U	U
1,2-Dichloroethene (total)	ug/L	--	--	U	U	U	2 U	U	U
1,1-Dichloroethene	ug/L	1.0 U	1.0 U	U	--	--	2 U	U	U
cis-1,2-Dichloroethene	ug/L	1.0 U	3.8	U	--	--	--	--	U
trans-1,2-Dichloroethene	ug/L	1.0 U	0.71 J	U	--	--	--	U	U
1,2-Dichloropropane	ug/L	1.0 U	1.0 U	--	--	--	2 U	--	--
cis-1,3-Dichloropropene	ug/L	1.0 U	1.0 U	--	--	--	2 U	--	--
trans-1,3-Dichloropropene	ug/L	1.0 U	1.0 U	--	--	--	2 U	--	--
Ethylbenzene	ug/L	1.0 U	1.0 U	U	--	--	2 U	U	U
2-Hexanone	ug/L	10 U	10 U	U	--	--	2	--	U
Isopropyl benzene	ug/L	1.0 U	1.0 U	--	--	--	--	--	--
Methyl acetate	ug/L	10 U	10 U	--	--	--	--	--	--
Methyl cyclohexane	ug/L	1.0 U	1.0 U	--	--	--	--	--	--
Methyl tert butyl ether (MTBE)	ug/L	5.0 U	1.0 U	--	--	--	--	--	--
4-Methyl-2-pentanone (Methyl isobutyl ketone) (MIBK)	ug/L	10 U	10 U	--	--	--	2 U	--	--
Methylene chloride	ug/L	1.0 U	1.0 U	U	U	U	2 U	U	U
Styrene	ug/L	1.0 U	1.0 U	--	--	--	2 U	--	--
VOCs (Continued)									

APPENDIX G.3

GROUNDWATER QUALITY DATA
RFI REPORT
FORMER MANUAL TRANSMISSIONS OF MUNCIE FACILITY
MUNCIE, INDIANA

AOI		*AOI 35*	*AOI 35*	*AOI 35*	*AOI 35*	*AOI 35*	*AOI 35*	*AOI 35*	*AOI 35*
Sample Location		***MW-8***	***MW-8***	***MW-9***	***MW-9***	***MW-9***	***MW-9***	***MW-9***	***MW-9***
Sample Identification		***GW-017324-121511-TP-01***	***GW-017324-050714-SM-039***	***MW-9***	***MW-200 (Dup of MW-9)***	***MW-9***	***MW-9***	***MW-9***	***MW-9***
Sample Date		***12/15/2011***	***5/7/2014***	***10/1/1989***	***1/1/1990***	***1/1/1990***	***7/10/1990***	***12/1/1991***	***6/15/1994***
Sample Depth		*-*	*-*	*-*	*-*	*-*	*-*	*-*	*-*
Sample Depth									
	Units								
1,1,2,2-Tetrachloroethane	ug/L	1.0 U	1.0 U	--	--	--	2 U	--	--
Tetrachloroethene	ug/L	1.0 U	1.8	U	U	U	2 U	5	U
Toluene	ug/L	1.0 U	1.0 U	U	U	U	2 U	U	U
1,2,4-Trichlorobenzene	ug/L	1.0 U	1.0 U	--	--	--	--	--	--
1,1,1-Trichloroethane	ug/L	1.0 U	1.0 U	U	U	U	2 U	U	U
1,1,2-Trichloroethane	ug/L	1.0 U	1.0 U	--	--	--	2 U	--	--
Trichloroethene	ug/L	1.0 U	2.2	U	U	U	2 U	U	U
Trichlorofluoromethane (CFC-11)	ug/L	1.0 U	1.0 U	--	--	--	2 U	--	--
Trifluorotrichloroethane (Freon 113)	ug/L	1.0 U	1.0 U	--	--	--	--	--	--
Vinyl acetate	ug/L	--	--	--	--	--	2 U	--	--
Vinyl chloride	ug/L	1.0 U	1.0 U	**20[ab]**	**20[ab]**	**20[ab]**	**15[ab]**	**12[ab]**	**8[ab]**
Xylenes (total)	ug/L	2.0 U	2.0 U	U	--	--	2 U	U	U
Semi-Volatile Organic Compounds (SVOCs)									
Acenaphthene	ug/L	--	--	--	--	--	--	--	--
Acenaphthylene	ug/L	--	--	U	U	U	--	--	--
Acetonitrile	ug/L	--	--	--	--	--	--	--	--
Acetophenone	ug/L	--	--	--	--	--	--	--	--
2-Acetylaminofluorene	ug/L	--	--	--	--	--	--	--	--
Acrolein	ug/L	--	--	--	--	--	--	--	--
Acrylonitrile	ug/L	--	--	--	--	--	--	--	--
Allyl chloride	ug/L	--	--	--	--	--	--	--	--
4-Aminobiphenyl	ug/L	--	--	--	--	--	--	--	--
Aniline	ug/L	--	--	--	--	--	--	--	--
Anthracene	ug/L	--	--	U	U	U	--	--	--
Aramite	ug/L	--	--	--	--	--	--	--	--
Atrazine	ug/L	--	--	--	--	--	--	--	--
Benzaldehyde	ug/L	--	--	--	--	--	--	--	--
Benzidine	ug/L	--	--	--	--	--	--	--	--
Benzo(a)anthracene	ug/L	--	--	U	U	U	--	--	--
Benzo(a)pyrene	ug/L	--	--	U	U	U	--	--	--
Benzo(b)fluoranthene	ug/L	--	--	U	U	U	--	--	--
Benzo(g,h,i)perylene	ug/L	--	--	U	U	U	--	--	--
Benzo(k)fluoranthene	ug/L	--	--	U	U	U	--	--	--
Benzoic acid	ug/L	--	--	--	--	--	--	--	--
Benzyl alcohol	ug/L	--	--	--	--	--	--	--	--
Biphenyl (1,1-Biphenyl)	ug/L	--	--	--	--	--	--	--	--
4-Bromophenyl phenyl ether	ug/L	--	--	--	--	--	--	--	--
Butyl benzylphthalate (BBP)	ug/L	--	--	--	--	--	--	--	--
Caprolactam	ug/L	--	--	--	--	--	--	--	--
Carbazole	ug/L	--	--	--	--	--	--	--	--
4-Chloro-3-methylphenol	ug/L	--	--	--	--	--	--	--	--
4-Chloroaniline	ug/L	--	--	--	--	--	--	--	--
Chlorobenzilate	ug/L	--	--	--	--	--	--	--	--
bis(2-Chloroethoxy)methane	ug/L	--	--	--	--	--	--	--	--
bis(2-Chloroethyl)ether	ug/L	--	--	--	--	--	--	--	--

APPENDIX G.3

GROUNDWATER QUALITY DATA
RFI REPORT
FORMER MANUAL TRANSMISSIONS OF MUNCIE FACILITY
MUNCIE, INDIANA

AOI		*AOI 35*	*AOI 35*	*AOI 35*	*AOI 35*	*AOI 35*	*AOI 35*	*AOI 35*	*AOI 35*
Sample Location		*MW-8*	*MW-8*	*MW-9*	*MW-9*	*MW-9*	*MW-9*	*MW-9*	*MW-9*
Sample Identification		*GW-017324-121511-TP-01*	*GW-017324-050714-SM-039*	*MW-9*	*MW-200 (Dup of MW-9)*	*MW-9*	*MW-9*	*MW-9*	*MW-9*
Sample Date		*12/15/2011*	*5/7/2014*	*10/1/1989*	*1/1/1990*	*1/1/1990*	*7/10/1990*	*12/1/1991*	*6/15/1994*
Sample Depth		*-*	*-*	*-*	*-*	*-*	*-*	*-*	*-*
Sample Depth									
	Units								
2-Chloronaphthalene	ug/L	--	--	--	--	--	--	--	--
2-Chlorophenol	ug/L	--	--	--	--	--	--	--	--
4-Chlorophenyl phenyl ether	ug/L	--	--	--	--	--	--	--	--
Chloroprene	ug/L	--	--	--	--	--	--	--	--
Chrysene	ug/L	--	--	U	U	U	--	--	--
Cresol isomers	ug/L	--	--	--	--	--	--	--	--
Diallate	ug/L	--	--	--	--	--	--	--	--
Dibenz(a,h)anthracene	ug/L	--	--	U	U	U	--	--	--
Dibenzofuran	ug/L	--	--	--	--	--	--	--	--
Dibromochloromethane	ug/L	--	--	U	--	--	2 U	--	U
Dibromomethane	ug/L	--	--	--	--	--	--	--	--
trans-1,4-Dichloro-2-butene	ug/L	--	--	--	--	--	--	--	--
3,3'-Dichlorobenzidine	ug/L	--	--	--	--	--	--	--	--
2,4-Dichlorophenol	ug/L	--	--	--	--	--	--	--	--
2,6-Dichlorophenol	ug/L	--	--	--	--	--	--	--	--
Diethyl phthalate	ug/L	--	--	--	--	--	--	--	--
Dimethoate	ug/L	--	--	--	--	--	--	--	--
Dimethyl phthalate	ug/L	--	--	--	--	--	--	--	--
p-Dimethylaminoazobenzene A	ug/L	--	--	--	--	--	--	--	--
7,12-Dimethylbenz(a)anthracene	ug/L	--	--	--	--	--	--	--	--
3,3-Dimethylbenzidine	ug/L	--	--	--	--	--	--	--	--
a,a-Dimethylphenethylamine	ug/L	--	--	--	--	--	--	--	--
2,4-Dimethylphenol	ug/L	--	--	--	--	--	--	--	--
Di-n-butylphthalate (DBP)	ug/L	--	--	--	--	--	--	--	--
4,6-Dinitro-2-methylphenol	ug/L	--	--	--	--	--	--	--	--
Dinitrobenzene, NOS	ug/L	--	--	--	--	--	--	--	--
2,4-Dinitrophenol	ug/L	--	--	--	--	--	--	--	--
2,4-Dinitrotoluene	ug/L	--	--	--	--	--	--	--	--
2,6-Dinitrotoluene	ug/L	--	--	--	--	--	--	--	--
Di-n-octyl phthalate (DnOP)	ug/L	--	--	--	--	--	--	--	--
1,4-Dioxane	ug/L	--	--	--	--	--	--	--	--
Diphenylamine	ug/L	--	--	--	--	--	--	--	--
1,2-Diphenylhydrazine	ug/L	--	--	--	--	--	--	--	--
Disulfoton	ug/L	--	--	--	--	--	--	--	--

APPENDIX G.3

GROUNDWATER QUALITY DATA
RFI REPORT
FORMER MANUAL TRANSMISSIONS OF MUNCIE FACILITY
MUNCIE, INDIANA

AOI		*AOI 35*	*AOI 35*	*AOI 35*	*AOI 35*	*AOI 35*	*AOI 35*	*AOI 35*	*AOI 35*
Sample Location		*MW-8*	*MW-8*	*MW-9*	*MW-9*	*MW-9*	*MW-9*	*MW-9*	*MW-9*
Sample Identification		*GW-017324-121511-TP-01*	*GW-017324-050714-SM-039*	*MW-9*	*MW-200 (Dup of MW-9)*	*MW-9*	*MW-9*	*MW-9*	*MW-9*
Sample Date		*12/15/2011*	*5/7/2014*	*10/1/1989*	*1/1/1990*	*1/1/1990*	*7/10/1990*	*12/1/1991*	*6/15/1994*
Sample Depth		*-*	*-*	*-*	*-*	*-*	*-*	*-*	*-*
Sample Depth									
	Units								
SVOCs (Continued)									
Ethyl methacrylate	ug/L	--	--	--	--	--	--	--	--
Ethyl methanesulfonate	ug/L	--	--	--	--	--	--	--	--
bis(2-Ethylhexyl)phthalate (DEHP)	ug/L	--	--	U	U	U	--	--	--
Famphur	ug/L	--	--	--	--	--	--	--	--
Fluoranthene	ug/L	--	--	U	U	U	--	--	--
Fluorene	ug/L	--	--	U	U	U	--	--	--
Hexachlorobenzene	ug/L	--	--	--	--	--	--	--	--
Hexachlorobutadiene	ug/L	--	--	--	--	--	--	--	--
Hexachlorocyclopentadiene	ug/L	--	--	--	--	--	--	--	--
Hexachloroethane	ug/L	--	--	--	--	--	--	--	--
Hexachlorophene A	ug/L	--	--	--	--	--	--	--	--
Hexachloropropene	ug/L	--	--	--	--	--	--	--	--
Indeno(1,2,3-cd)pyrene	ug/L	--	--	U	U	U	--	--	--
Iodomethane	ug/L	--	--	--	--	--	--	--	--
Isodrin	ug/L	--	--	--	--	--	--	--	--
Isophorone	ug/L	--	--	--	--	--	--	--	--
Isosafrole	ug/L	--	--	--	--	--	--	--	--
Kepone	ug/L	--	--	--	--	--	--	--	--
Methapyrilene	ug/L	--	--	--	--	--	--	--	--
Methyl acrylonitrile	ug/L	--	--	--	--	--	--	--	--
Methyl methacrylate	ug/L	--	--	--	--	--	--	--	--
Methyl methanesulfonate	ug/L	--	--	--	--	--	--	--	--
Methyl parathion	ug/L	--	--	--	--	--	--	--	--
3-Methylcholanthrene	ug/L	--	--	--	--	--	--	--	--
2-Methylnaphthalene	ug/L	--	--	--	--	--	--	--	--
2-Methylphenol	ug/L	--	--	--	--	--	--	--	--
3&4-Methylphenol	ug/L	--	--	--	--	--	--	--	--
4-Methylphenol	ug/L	--	--	--	--	--	--	--	--
Naphthalene	ug/L	--	--	U	U	U	--	--	--
1,4-Naphthoquinone	ug/L	--	--	--	--	--	--	--	--
1-Naphthylamine	ug/L	--	--	--	--	--	--	--	--
2-Naphthylamine	ug/L	--	--	--	--	--	--	--	--
2-Nitroaniline	ug/L	--	--	--	--	--	--	--	--
3-Nitroaniline	ug/L	--	--	--	--	--	--	--	--
4-Nitroaniline	ug/L	--	--	--	--	--	--	--	--
Nitrobenzene	ug/L	--	--	--	--	--	--	--	--
2-Nitrophenol	ug/L	--	--	--	--	--	--	--	--
4-Nitrophenol	ug/L	--	--	--	--	--	--	--	--
4-Nitroquinoline-N-oxide	ug/L	--	--	--	--	--	--	--	--
N-Nitrosodi-n-butylamine	ug/L	--	--	--	--	--	--	--	--
N-Nitrosodi-n-propylamine	ug/L	--	--	--	--	--	--	--	--
N-Nitrosodiphenylamine	ug/L	--	--	--	--	--	--	--	--
N-Nitrosodiethylamine	ug/L	--	--	--	--	--	--	--	--
N-Nitrosodimethylamine	ug/L	--	--	--	--	--	--	--	--
N-Nitrosomethylethylamine	ug/L	--	--	--	--	--	--	--	--

APPENDIX G.3

GROUNDWATER QUALITY DATA
RFI REPORT
FORMER MANUAL TRANSMISSIONS OF MUNCIE FACILITY
MUNCIE, INDIANA

AOI		*AOI 35*	*AOI 35*	*AOI 35*	*AOI 35*	*AOI 35*	*AOI 35*	*AOI 35*	*AOI 35*
Sample Location		*MW-8*	*MW-8*	*MW-9*	*MW-9*	*MW-9*	*MW-9*	*MW-9*	*MW-9*
Sample Identification		*GW-017324-121511-TP-01*	*GW-017324-050714-SM-039*	*MW-9*	*MW-200 (Dup of MW-9)*	*MW-9*	*MW-9*	*MW-9*	*MW-9*
Sample Date		*12/15/2011*	*5/7/2014*	*10/1/1989*	*1/1/1990*	*1/1/1990*	*7/10/1990*	*12/1/1991*	*6/15/1994*
Sample Depth		*-*	*-*	*-*	*-*	*-*	*-*	*-*	*-*
Sample Depth									
	Units								
SVOCs (Continued)									
N-Nitrosomorpholine	ug/L	--	--	--	--	--	--	--	--
N-Nitrosopiperidine	ug/L	--	--	--	--	--	--	--	--
N-Nitrosopyrrolidine	ug/L	--	--	--	--	--	--	--	--
2,2'-Oxybis(1-chloropropane) (bis(2-Chloroisopropyl) ether)	ug/L	--	--	--	--	--	--	--	--
Pentachlorobenzene	ug/L	--	--	--	--	--	--	--	--
Pentachloroethane	ug/L	--	--	--	--	--	--	--	--
Pentachloronitrobenzene	ug/L	--	--	--	--	--	--	--	--
Pentachlorophenol	ug/L	--	--	--	--	--	--	--	--
Phenacetin	ug/L	--	--	--	--	--	--	--	--
Phenanthrene	ug/L	--	--	U	U	U	--	--	--
Phenol	ug/L	--	--	--	--	--	--	--	--
p-Phenylenediamine	ug/L	--	--	--	--	--	--	--	--
Phorate	ug/L	--	--	--	--	--	--	--	--
2-Picoline	ug/L	--	--	--	--	--	--	--	--
Pronamide	ug/L	--	--	--	--	--	--	--	--
Propionitrile (ethyl cyanide)	ug/L	--	--	--	--	--	--	--	--
Pyrene	ug/L	--	--	U	U	U	--	--	--
Pyridine	ug/L	--	--	--	--	--	--	--	--
Safrole	ug/L	--	--	--	--	--	--	--	--
1,2,4,5-Tetrachlorobenzene	ug/L	--	--	--	--	--	--	--	--
1,1,1,2-Tetrachloroethane	ug/L	--	--	--	--	--	--	--	--
2,3,4,6-Tetrachlorophenol	ug/L	--	--	--	--	--	--	--	--
Thionazin (O,O-diethyl-O-2-pyrazinyl phosphorothioate)	ug/L	--	--	--	--	--	--	--	--
o-Toluidine A	ug/L	--	--	--	--	--	--	--	--
5-Nitro-2-toluidine	ug/L	--	--	--	--	--	--	--	--
2,4,5-Trichlorophenol	ug/L	--	--	--	--	--	--	--	--
2,4,6-Trichlorophenol	ug/L	--	--	--	--	--	--	--	--
1,2,3-Trichloropropane	ug/L	--	--	--	--	--	--	--	--
0,0,0-Triethylphosphorothioate	ug/L	--	--	--	--	--	--	--	--
1,3,5-Trinitrobenzene	ug/L	--	--	--	--	--	--	--	--
PCBs									
Aroclor-1016 (PCB-1016)	ug/L	--	--	--	--	--	--	--	--
Aroclor-1221 (PCB-1221)	ug/L	--	--	--	--	--	--	--	--
Aroclor-1232 (PCB-1232)	ug/L	--	--	--	--	--	--	--	--
Aroclor-1242 (PCB-1242)	ug/L	--	--	--	--	--	--	--	--
Aroclor-1248 (PCB-1248)	ug/L	--	--	--	--	--	--	--	--
Aroclor-1254 (PCB-1254)	ug/L	--	--	--	--	--	--	--	--
Aroclor-1260 (PCB-1260)	ug/L	--	--	--	--	--	--	--	--
Total PCBs	ug/L	--	--	--	--	--	--	--	--
Total Petroleum Hydrocarbons (TPH)									
Total Petroleum Hydrocarbons - Purgeable (GRO)	ug/L	--	--	--	--	--	--	--	--

APPENDIX G.3

GROUNDWATER QUALITY DATA
RFI REPORT
FORMER MANUAL TRANSMISSIONS OF MUNCIE FACILITY
MUNCIE, INDIANA

AOI		*AOI 35*	*AOI 35*	*AOI 35*	*AOI 35*	*AOI 35*	*AOI 35*	*AOI 35*	*AOI 35*
Sample Location		*MW-8*	*MW-8*	*MW-9*	*MW-9*	*MW-9*	*MW-9*	*MW-9*	*MW-9*
Sample Identification		*GW-017324-121511-TP-01*	*GW-017324-050714-SM-039*	*MW-9*	*MW-200 (Dup of MW-9)*	*MW-9*	*MW-9*	*MW-9*	*MW-9*
Sample Date		*12/15/2011*	*5/7/2014*	*10/1/1989*	*1/1/1990*	*1/1/1990*	*7/10/1990*	*12/1/1991*	*6/15/1994*
Sample Depth		*-*	*-*	*-*	*-*	*-*	*-*	*-*	*-*
Sample Depth									
	Units								
Metals									
Aluminum	ug/L	--	--	--	--	--	--	--	--
Antimony	ug/L	--	--	--	--	--	--	--	--
Arsenic	ug/L	--	--	--	--	--	--	--	--
Arsenic (dissolved)	ug/L	--	--	--	--	--	--	--	--
Barium	ug/L	--	--	--	--	--	--	--	--
Barium (dissolved)	ug/L	--	--	--	--	--	--	--	--
Beryllium	ug/L	--	--	--	--	--	--	--	--
Cadmium	ug/L	--	--	--	--	--	--	--	--
Cadmium (dissolved)	ug/L	--	--	--	--	--	--	--	--
Calcium	ug/L	--	--	--	--	--	--	--	--
Calcium (dissolved)	ug/L	--	--	--	--	--	--	--	--
Chromium	ug/L	--	--	--	--	--	--	--	--
Chromium (dissolved)	ug/L	--	--	--	--	--	--	--	--
Cobalt	ug/L	--	--	--	--	--	--	--	--
Copper	ug/L	--	--	--	--	--	--	--	--
Copper (dissolved)	ug/L	--	--	--	--	--	--	--	--
Iron	ug/L	--	--	--	--	--	--	--	--
Iron (dissolved)	ug/L	--	--	--	--	--	--	--	--
Lead	ug/L	--	--	--	--	--	--	--	--
Lead (dissolved)	ug/L	--	--	--	--	--	--	--	--
Magnesium	ug/L	--	--	--	--	--	--	--	--
Magnesium (dissolved)	ug/L	--	--	--	--	--	--	--	--
Manganese	ug/L	--	--	--	--	--	--	--	--
Manganese (dissolved)	ug/L	--	--	--	--	--	--	--	--
Mercury	ug/L	--	--	--	--	--	--	--	--
Mercury (dissolved)	ug/L	--	--	--	--	--	--	--	--
Nickel	ug/L	--	--	--	--	--	--	--	--
Nickel (dissolved)	ug/L	--	--	--	--	--	--	--	--
Potassium	ug/L	--	--	--	--	--	--	--	--
Selenium	ug/L	--	--	--	--	--	--	--	--
Selenium (dissolved)	ug/L	--	--	--	--	--	--	--	--
Silver	ug/L	--	--	--	--	--	--	--	--
Silver (dissolved)	ug/L	--	--	--	--	--	--	--	--
Sodium	ug/L	--	--	--	--	--	--	--	--
Thallium	ug/L	--	--	--	--	--	--	--	--
Vanadium	ug/L	--	--	--	--	--	--	--	--
Zinc	ug/L	--	--	--	--	--	--	--	--
Zinc (dissolved)	ug/L	--	--	--	--	--	--	--	--

APPENDIX G.3

GROUNDWATER QUALITY DATA
RFI REPORT
FORMER MANUAL TRANSMISSIONS OF MUNCIE FACILITY
MUNCIE, INDIANA

AOI		***AOI 35***	***AOI 35***	***AOI 35***	***AOI 35***	***AOI 35***	***AOI 35***	***AOI 35***	***AOI 35***
Sample Location		***MW-8***	***MW-8***	***MW-9***	***MW-9***	***MW-9***	***MW-9***	***MW-9***	***MW-9***
Sample Identification		***GW-017324-121511-TP-01***	***GW-017324-050714-SM-039***	***MW-9***	***MW-200 (Dup of MW-9)***	***MW-9***	***MW-9***	***MW-9***	***MW-9***
Sample Date		***12/15/2011***	***5/7/2014***	***10/1/1989***	***1/1/1990***	***1/1/1990***	***7/10/1990***	***12/1/1991***	***6/15/1994***
Sample Depth		***-***	***-***	***-***	***-***	***-***	***-***	***-***	***-***
Sample Depth									
	Units								
Gas									
Ethane	ug/L	--	--	--	--	--	--	--	--
Ethene	ug/L	--	--	--	--	--	--	--	--
Methane	ug/L	--	--	--	--	--	--	--	--
General Chemistry									
Alkalinity, bicarbonate	ug/L	--	--	--	--	--	--	--	--
Alkalinity, carbonate	ug/L	--	--	--	--	--	--	--	--
Bicarbonate (as CaCO3)	ug/L	--	--	--	--	--	--	--	--
Chloride	ug/L	--	--	--	--	--	--	--	--
Dissolved organic carbon (DOC)	ug/L	--	--	--	--	--	--	--	--
Hardness	ug/L	--	--	--	--	--	--	--	--
Hardness, carbonate	ug/L	--	--	--	--	--	--	--	--
Nitrate (as N)	ug/L	--	--	--	--	--	--	--	--
Nitrite (as N)	ug/L	--	--	--	--	--	--	--	--
pH	s.u.	--	--	--	--	--	--	--	--
Sulfate	ug/L	--	--	--	--	--	--	--	--
Sulfide	ug/L	--	--	--	--	--	--	--	--
Total dissolved solids (TDS)	ug/L	--	--	--	--	--	--	--	--
Total organic carbon (TOC)	ug/L	--	--	--	--	--	--	--	--

Notes

ug/L - Micrograms per litre
"-" - No value
U - Not detected at the associated reporting limit
J - Estimated concentration
UJ - Not detected; associated reporting limit is estimated
R - Rejected
s.u. - Standard units
nc - No criteria
ND - Non Detect (calculation)
BOLD[abc] Concentration exceeds associated screening level
IDEM Appendix A: Screening Levels Remedation Closure Guide - March 25, 2014
a - Exceeds IDEM residential tap screening levels
b - Exceeds IDEM residential vapor exposure screening levels
c - Exceeds IDEM commercial/industrial vapor screening levels

APPENDIX G.3

GROUNDWATER QUALITY DATA
RFI REPORT
FORMER MANUAL TRANSMISSIONS OF MUNCIE FACILITY
MUNCIE, INDIANA

AOI		*AOI 35*	*AOI 35*	*AOI 35*	*AOI 35*	*AOI 35*	*AOI 35*	*AOI 35*
Sample Location		*MW-9*	*MW-9*	*MW-9*	*MW-9*	*MW-9*	*MW-9*	*MW-9*
Sample Identification		*MW-9*	*MW-9*	*MW-9*	*GW-17330-101002-EH-030*	*GW-17330-101002-EH-031*	*GW-072204-MR-022*	*GW-017330-042805-TP-028*
Sample Date		*3/21/1996*	*10/1/1998*	*4/1/1999*	*10/10/2002*	*10/10/2002*	*7/22/2004*	*4/28/2005*
Sample Depth		-	-	-	-	-	-	-
Sample Depth								
	Units							
Volatile Organic Compounds (VOCs)								
Acetone	ug/L	U	U	U	25 UJ	25 U	10 U	10 U
Benzene	ug/L	U	U	U	1.0 U	1.0 U	1.0 U	1.0 U
Bromodichloromethane	ug/L	U	U	U	1.0 U	1.0 U	1.0 U	1.0 U
Bromoform	ug/L	--	--	--	1.0 U	1.0 U	1.0 U	1.0 U
Bromomethane (Methyl bromide)	ug/L	--	--	--	1.0 U	1.0 U	1.0 U	1.0 U
2-Butanone (Methyl ethyl ketone) (MEK)	ug/L	U	U	U	25 U	25 U	10 U	10 U
Carbon disulfide	ug/L	--	--	--	5.0 U	5.0 U	1.0 U	1.0 U
Carbon tetrachloride	ug/L	--	--	--	1.0 U	1.0 U	1.0 U	1.0 U
Chlorobenzene	ug/L	U	U	U	1.0 U	1.0 U	1.0 U	1.0 U
Chloroethane	ug/L	U	U	U	1.0 U	1.0 U	1.0 U	1.0 U
2-Chloroethyl vinyl ether	ug/L	U	U	U	--	--	--	--
Chloroform (Trichloromethane)	ug/L	U	U	U	1.0 U	1.0 U	1.0 U	1.0 U
Chloromethane (Methyl chloride)	ug/L	0.3	U	U	1.0 U	1.0 U	1.0 U	1.0 U
Cyclohexane	ug/L	--	--	--	1.0 U	1.0 U	1.0 U	1.0 U
1,2-Dibromo-3-chloropropane (DBCP)	ug/L	--	--	--	1.0 U	1.0 U	2.0 U	2.0 U
Dibromochloromethane	ug/L	U	U	U	1.0 U	1.0 U	1.0 U	1.0 U
1,2-Dibromoethane (Ethylene dibromide)	ug/L	--	--	--	1.0 U	1.0 U	1.0 U	1.0 U
1,2-Dichlorobenzene	ug/L	--	--	--	1.0 U	1.0 U	1.0 U	1.0 U
1,3-Dichlorobenzene	ug/L	--	--	--	1.0 U	1.0 U	1.0 U	1.0 U
1,4-Dichlorobenzene	ug/L	--	--	--	1.0 U	1.0 U	1.0 U	1.0 U
Dichlorodifluoromethane (CFC-12)	ug/L	--	--	--	1.0 U	1.0 U	1.0 U	1.0 U
1,1-Dichloroethane	ug/L	U	U	U	1.0 U	1.0 U	1.0 U	1.0 U
1,2-Dichloroethane	ug/L	U	U	U	1.0 U	1.0 U	1.0 U	1.0 U
1,2-Dichloroethene (total)	ug/L	U	U	U	--	--	--	--
1,1-Dichloroethene	ug/L	U	U	U	1.0 U	1.0 U	1.0 U	1.0 U
cis-1,2-Dichloroethene	ug/L	2	1.1	U	1.2	1.1	3.0	1.0 U
trans-1,2-Dichloroethene	ug/L	U	U	U	1.0 U	1.0 U	1.1 J	1.0 U
1,2-Dichloropropane	ug/L	--	--	--	1.0 U	1.0 U	1.0 U	1.0 U
cis-1,3-Dichloropropene	ug/L	--	--	--	1.0 U	1.0 U	1.0 U	1.0 U
trans-1,3-Dichloropropene	ug/L	--	--	--	1.0 U	1.0 U	1.0 U	1.0 U
Ethylbenzene	ug/L	U	U	U	1.0 U	1.0 U	1.0 U	1.0 U
2-Hexanone	ug/L	U	U	U	50 UJ	50 U	10 U	10 U
Isopropyl benzene	ug/L	--	--	--	5.0 U	5.0 U	1.0 U	1.0 U
Methyl acetate	ug/L	--	--	--	10 U	10 U	10 U	10 U
Methyl cyclohexane	ug/L	--	--	--	1.0 U	1.0 U	1.0 U	1.0 U
Methyl tert butyl ether (MTBE)	ug/L	--	--	--	5.0 U	5.0 U	5.0 U	5.0 U
4-Methyl-2-pentanone (Methyl isobutyl ketone) (MIBK)	ug/L	--	--	--	50 U	50 U	10 U	10 U
Methylene chloride	ug/L	2	**7 JB**[a]	U	5.0 U	5.0 U	1.0 U	1.0 U
Styrene	ug/L	--	--	--	1.0 U	1.0 U	1.0 U	1.0 U
VOCs (Continued)								

APPENDIX G.3

GROUNDWATER QUALITY DATA
RFI REPORT
FORMER MANUAL TRANSMISSIONS OF MUNCIE FACILITY
MUNCIE, INDIANA

AOI		*AOI 35*	*AOI 35*	*AOI 35*	*AOI 35*	*AOI 35*	*AOI 35*	*AOI 35*
Sample Location		*MW-9*	*MW-9*	*MW-9*	*MW-9*	*MW-9*	*MW-9*	*MW-9*
Sample Identification		*MW-9*	*MW-9*	*MW-9*	*GW-17330-101002-EH-030*	*GW-17330-101002-EH-031*	*GW-072204-MR-022*	*GW-017330-042805-TP-028*
Sample Date		*3/21/1996*	*10/1/1998*	*4/1/1999*	*10/10/2002*	*10/10/2002*	*7/22/2004*	*4/28/2005*
Sample Depth		-	-	-	-	-	-	-
Sample Depth								
	Units							
1,1,2,2-Tetrachloroethane	ug/L	--	--	--	1.0 U	1.0 U	1.0 U	1.0 U
Tetrachloroethene	ug/L	U	U	U	1.0 U	1.0 U	0.42 J	1.0 U
Toluene	ug/L	U	U	U	1.0 U	1.0 U	0.20 J	1.0 U
1,2,4-Trichlorobenzene	ug/L	--	--	--	5.0 U	5.0 U	1.0 U	1.0 U
1,1,1-Trichloroethane	ug/L	U	U	U	1.0 U	1.0 U	1.0 U	1.0 U
1,1,2-Trichloroethane	ug/L	--	--	--	1.0 U	1.0 U	1.0 U	1.0 U
Trichloroethene	ug/L	U	U	U	1.0 U	1.0 U	**13**[ab]	6.9 U
Trichlorofluoromethane (CFC-11)	ug/L	--	--	--	1.0 U	1.0 U	1.0 U	1.0 U
Trifluorotrichloroethane (Freon 113)	ug/L	--	--	--	1.0 U	1.0 U	1.0 U	1.0 U
Vinyl acetate	ug/L	--	--	--	--	--	--	--
Vinyl chloride	ug/L	**10**[ab]	**14**[ab]	**15**[ab]	**14**[ab]	**13**[ab]	**12**[ab]	**8.9**[ab]
Xylenes (total)	ug/L	U	U	U	3.0 U	3.0 U	2.0 U	2.0 U
Semi-Volatile Organic Compounds (SVOCs)								
Acenaphthene	ug/L	--	--	--	--	--	--	--
Acenaphthylene	ug/L	--	--	--	--	--	--	--
Acetonitrile	ug/L	--	--	--	--	--	--	--
Acetophenone	ug/L	--	--	--	--	--	--	--
2-Acetylaminofluorene	ug/L	--	--	--	--	--	--	--
Acrolein	ug/L	--	--	--	--	--	--	--
Acrylonitrile	ug/L	--	--	--	--	--	--	--
Allyl chloride	ug/L	--	--	--	--	--	--	--
4-Aminobiphenyl	ug/L	--	--	--	--	--	--	--
Aniline	ug/L	--	--	--	--	--	--	--
Anthracene	ug/L	--	--	--	--	--	--	--
Aramite	ug/L	--	--	--	--	--	--	--
Atrazine	ug/L	--	--	--	--	--	--	--
Benzaldehyde	ug/L	--	--	--	--	--	--	--
Benzidine	ug/L	--	--	--	--	--	--	--
Benzo(a)anthracene	ug/L	--	--	--	--	--	--	--
Benzo(a)pyrene	ug/L	--	--	--	--	--	--	--
Benzo(b)fluoranthene	ug/L	--	--	--	--	--	--	--
Benzo(g,h,i)perylene	ug/L	--	--	--	--	--	--	--
Benzo(k)fluoranthene	ug/L	--	--	--	--	--	--	--
Benzoic acid	ug/L	--	--	--	--	--	--	--
Benzyl alcohol	ug/L	--	--	--	--	--	--	--
Biphenyl (1,1-Biphenyl)	ug/L	--	--	--	--	--	--	--
4-Bromophenyl phenyl ether	ug/L	--	--	--	--	--	--	--
Butyl benzylphthalate (BBP)	ug/L	--	--	--	--	--	--	--
Caprolactam	ug/L	--	--	--	--	--	--	--
Carbazole	ug/L	--	--	--	--	--	--	--
4-Chloro-3-methylphenol	ug/L	--	--	--	--	--	--	--
4-Chloroaniline	ug/L	--	--	--	--	--	--	--
Chlorobenzilate	ug/L	--	--	--	--	--	--	--
bis(2-Chloroethoxy)methane	ug/L	--	--	--	--	--	--	--
bis(2-Chloroethyl)ether	ug/L	--	--	--	--	--	--	--

APPENDIX G.3

GROUNDWATER QUALITY DATA
RFI REPORT
FORMER MANUAL TRANSMISSIONS OF MUNCIE FACILITY
MUNCIE, INDIANA

AOI		*AOI 35*	*AOI 35*	*AOI 35*	*AOI 35*	*AOI 35*	*AOI 35*	*AOI 35*
Sample Location		*MW-9*	*MW-9*	*MW-9*	*MW-9*	*MW-9*	*MW-9*	*MW-9*
Sample Identification		*MW-9*	*MW-9*	*MW-9*	*GW-17330-101002-EH-030*	*GW-17330-101002-EH-031*	*GW-072204-MR-022*	*GW-017330-042805-TP-028*
Sample Date		*3/21/1996*	*10/1/1998*	*4/1/1999*	*10/10/2002*	*10/10/2002*	*7/22/2004*	*4/28/2005*
Sample Depth		*-*	*-*	*-*	*-*	*-*	*-*	*-*
Sample Depth								
	Units							
2-Chloronaphthalene	ug/L	--	--	--	--	--	--	--
2-Chlorophenol	ug/L	--	--	--	--	--	--	--
4-Chlorophenyl phenyl ether	ug/L	--	--	--	--	--	--	--
Chloroprene	ug/L	--	--	--	--	--	--	--
Chrysene	ug/L	--	--	--	--	--	--	--
Cresol isomers	ug/L	--	--	--	--	--	--	--
Diallate	ug/L	--	--	--	--	--	--	--
Dibenz(a,h)anthracene	ug/L	--	--	--	--	--	--	--
Dibenzofuran	ug/L	--	--	--	--	--	--	--
Dibromochloromethane	ug/L	--	--	--	--	--	--	--
Dibromomethane	ug/L	--	--	--	--	--	--	--
trans-1,4-Dichloro-2-butene	ug/L	--	--	--	--	--	--	--
3,3'-Dichlorobenzidine	ug/L	--	--	--	--	--	--	--
2,4-Dichlorophenol	ug/L	--	--	--	--	--	--	--
2,6-Dichlorophenol	ug/L	--	--	--	--	--	--	--
Diethyl phthalate	ug/L	--	--	--	--	--	--	--
Dimethoate	ug/L	--	--	--	--	--	--	--
Dimethyl phthalate	ug/L	--	--	--	--	--	--	--
p-Dimethylaminoazobenzene A	ug/L	--	--	--	--	--	--	--
7,12-Dimethylbenz(a)anthracene	ug/L	--	--	--	--	--	--	--
3,3-Dimethylbenzidine	ug/L	--	--	--	--	--	--	--
a,a-Dimethylphenethylamine	ug/L	--	--	--	--	--	--	--
2,4-Dimethylphenol	ug/L	--	--	--	--	--	--	--
Di-n-butylphthalate (DBP)	ug/L	--	--	--	--	--	--	--
4,6-Dinitro-2-methylphenol	ug/L	--	--	--	--	--	--	--
Dinitrobenzene, NOS	ug/L	--	--	--	--	--	--	--
2,4-Dinitrophenol	ug/L	--	--	--	--	--	--	--
2,4-Dinitrotoluene	ug/L	--	--	--	--	--	--	--
2,6-Dinitrotoluene	ug/L	--	--	--	--	--	--	--
Di-n-octyl phthalate (DnOP)	ug/L	--	--	--	--	--	--	--
1,4-Dioxane	ug/L	--	--	--	--	--	--	--
Diphenylamine	ug/L	--	--	--	--	--	--	--
1,2-Diphenylhydrazine	ug/L	--	--	--	--	--	--	--
Disulfoton	ug/L	--	--	--	--	--	--	--

APPENDIX G.3

GROUNDWATER QUALITY DATA
RFI REPORT
FORMER MANUAL TRANSMISSIONS OF MUNCIE FACILITY
MUNCIE, INDIANA

AOI		*AOI 35*	*AOI 35*	*AOI 35*	*AOI 35*	*AOI 35*	*AOI 35*	*AOI 35*
Sample Location		*MW-9*	*MW-9*	*MW-9*	*MW-9*	*MW-9*	*MW-9*	*MW-9*
Sample Identification		*MW-9*	*MW-9*	*MW-9*	*GW-17330-101002-EH-030*	*GW-17330-101002-EH-031*	*GW-072204-MR-022*	*GW-017330-042805-TP-028*
Sample Date		*3/21/1996*	*10/1/1998*	*4/1/1999*	*10/10/2002*	*10/10/2002*	*7/22/2004*	*4/28/2005*
Sample Depth		*-*	*-*	*-*	*-*	*-*	*-*	*-*
Sample Depth								
	Units							
SVOCs (Continued)								
Ethyl methacrylate	ug/L	--	--	--	--	--	--	--
Ethyl methanesulfonate	ug/L	--	--	--	--	--	--	--
bis(2-Ethylhexyl)phthalate (DEHP)	ug/L	--	--	--	--	--	--	--
Famphur	ug/L	--	--	--	--	--	--	--
Fluoranthene	ug/L	--	--	--	--	--	--	--
Fluorene	ug/L	--	--	--	--	--	--	--
Hexachlorobenzene	ug/L	--	--	--	--	--	--	--
Hexachlorobutadiene	ug/L	--	--	--	--	--	--	--
Hexachlorocyclopentadiene	ug/L	--	--	--	--	--	--	--
Hexachloroethane	ug/L	--	--	--	--	--	--	--
Hexachlorophene A	ug/L	--	--	--	--	--	--	--
Hexachloropropene	ug/L	--	--	--	--	--	--	--
Indeno(1,2,3-cd)pyrene	ug/L	--	--	--	--	--	--	--
Iodomethane	ug/L	--	--	--	--	--	--	--
Isodrin	ug/L	--	--	--	--	--	--	--
Isophorone	ug/L	--	--	--	--	--	--	--
Isosafrole	ug/L	--	--	--	--	--	--	--
Kepone	ug/L	--	--	--	--	--	--	--
Methapyrilene	ug/L	--	--	--	--	--	--	--
Methyl acrylonitrile	ug/L	--	--	--	--	--	--	--
Methyl methacrylate	ug/L	--	--	--	--	--	--	--
Methyl methanesulfonate	ug/L	--	--	--	--	--	--	--
Methyl parathion	ug/L	--	--	--	--	--	--	--
3-Methylcholanthrene	ug/L	--	--	--	--	--	--	--
2-Methylnaphthalene	ug/L	--	--	--	--	--	--	--
2-Methylphenol	ug/L	--	--	--	--	--	--	--
3&4-Methylphenol	ug/L	--	--	--	--	--	--	--
4-Methylphenol	ug/L	--	--	--	--	--	--	--
Naphthalene	ug/L	--	--	--	--	--	--	--
1,4-Naphthoquinone	ug/L	--	--	--	--	--	--	--
1-Naphthylamine	ug/L	--	--	--	--	--	--	--
2-Naphthylamine	ug/L	--	--	--	--	--	--	--
2-Nitroaniline	ug/L	--	--	--	--	--	--	--
3-Nitroaniline	ug/L	--	--	--	--	--	--	--
4-Nitroaniline	ug/L	--	--	--	--	--	--	--
Nitrobenzene	ug/L	--	--	--	--	--	--	--
2-Nitrophenol	ug/L	--	--	--	--	--	--	--
4-Nitrophenol	ug/L	--	--	--	--	--	--	--
4-Nitroquinoline-N-oxide	ug/L	--	--	--	--	--	--	--
N-Nitrosodi-n-butylamine	ug/L	--	--	--	--	--	--	--
N-Nitrosodi-n-propylamine	ug/L	--	--	--	--	--	--	--
N-Nitrosodiphenylamine	ug/L	--	--	--	--	--	--	--
N-Nitrosodiethylamine	ug/L	--	--	--	--	--	--	--
N-Nitrosodimethylamine	ug/L	--	--	--	--	--	--	--
N-Nitrosomethylethylamine	ug/L	--	--	--	--	--	--	--

APPENDIX G.3

GROUNDWATER QUALITY DATA
RFI REPORT
FORMER MANUAL TRANSMISSIONS OF MUNCIE FACILITY
MUNCIE, INDIANA

AOI		*AOI 35*	*AOI 35*	*AOI 35*	*AOI 35*	*AOI 35*	*AOI 35*	*AOI 35*
Sample Location		*MW-9*	*MW-9*	*MW-9*	*MW-9*	*MW-9*	*MW-9*	*MW-9*
Sample Identification		*MW-9*	*MW-9*	*MW-9*	*GW-17330-101002-EH-030*	*GW-17330-101002-EH-031*	*GW-072204-MR-022*	*GW-017330-042805-TP-028*
Sample Date		*3/21/1996*	*10/1/1998*	*4/1/1999*	*10/10/2002*	*10/10/2002*	*7/22/2004*	*4/28/2005*
Sample Depth		*-*	*-*	*-*	*-*	*-*	*-*	*-*
Sample Depth								
	Units							
SVOCs (Continued)								
N-Nitrosomorpholine	ug/L	--	--	--	--	--	--	--
N-Nitrosopiperidine	ug/L	--	--	--	--	--	--	--
N-Nitrosopyrrolidine	ug/L	--	--	--	--	--	--	--
2,2'-Oxybis(1-chloropropane) (bis(2-Chloroisopropyl) ether)	ug/L	--	--	--	--	--	--	--
Pentachlorobenzene	ug/L	--	--	--	--	--	--	--
Pentachloroethane	ug/L	--	--	--	--	--	--	--
Pentachloronitrobenzene	ug/L	--	--	--	--	--	--	--
Pentachlorophenol	ug/L	--	--	--	--	--	--	--
Phenacetin	ug/L	--	--	--	--	--	--	--
Phenanthrene	ug/L	--	--	--	--	--	--	--
Phenol	ug/L	--	--	--	--	--	--	--
p-Phenylenediamine	ug/L	--	--	--	--	--	--	--
Phorate	ug/L	--	--	--	--	--	--	--
2-Picoline	ug/L	--	--	--	--	--	--	--
Pronamide	ug/L	--	--	--	--	--	--	--
Propionitrile (ethyl cyanide)	ug/L	--	--	--	--	--	--	--
Pyrene	ug/L	--	--	--	--	--	--	--
Pyridine	ug/L	--	--	--	--	--	--	--
Safrole	ug/L	--	--	--	--	--	--	--
1,2,4,5-Tetrachlorobenzene	ug/L	--	--	--	--	--	--	--
1,1,1,2-Tetrachloroethane	ug/L	--	--	--	--	--	--	--
2,3,4,6-Tetrachlorophenol	ug/L	--	--	--	--	--	--	--
Thionazin (O,O-diethyl-O-2-pyrazinyl phosphorothioate)	ug/L	--	--	--	--	--	--	--
o-Toluidine A	ug/L	--	--	--	--	--	--	--
5-Nitro-2-toluidine	ug/L	--	--	--	--	--	--	--
2,4,5-Trichlorophenol	ug/L	--	--	--	--	--	--	--
2,4,6-Trichlorophenol	ug/L	--	--	--	--	--	--	--
1,2,3-Trichloropropane	ug/L	--	--	--	--	--	--	--
0,0,0-Triethylphosphorothioate	ug/L	--	--	--	--	--	--	--
1,3,5-Trinitrobenzene	ug/L	--	--	--	--	--	--	--
PCBs								
Aroclor-1016 (PCB-1016)	ug/L	--	--	--	--	--	--	--
Aroclor-1221 (PCB-1221)	ug/L	--	--	--	--	--	--	--
Aroclor-1232 (PCB-1232)	ug/L	--	--	--	--	--	--	--
Aroclor-1242 (PCB-1242)	ug/L	--	--	--	--	--	--	--
Aroclor-1248 (PCB-1248)	ug/L	--	--	--	--	--	--	--
Aroclor-1254 (PCB-1254)	ug/L	--	--	--	--	--	--	--
Aroclor-1260 (PCB-1260)	ug/L	--	--	--	--	--	--	--
Total PCBs	ug/L	--	--	--	--	--	--	--
Total Petroleum Hydrocarbons (TPH)								
Total Petroleum Hydrocarbons - Purgeable (GRO)	ug/L	--	--	--	--	--	--	--

APPENDIX G.3

GROUNDWATER QUALITY DATA
RFI REPORT
FORMER MANUAL TRANSMISSIONS OF MUNCIE FACILITY
MUNCIE, INDIANA

AOI		*AOI 35*	*AOI 35*	*AOI 35*	*AOI 35*	*AOI 35*	*AOI 35*	*AOI 35*
Sample Location		*MW-9*	*MW-9*	*MW-9*	*MW-9*	*MW-9*	*MW-9*	*MW-9*
Sample Identification		*MW-9*	*MW-9*	*MW-9*	*GW-17330-101002-EH-030*	*GW-17330-101002-EH-031*	*GW-072204-MR-022*	*GW-017330-042805-TP-028*
Sample Date		*3/21/1996*	*10/1/1998*	*4/1/1999*	*10/10/2002*	*10/10/2002*	*7/22/2004*	*4/28/2005*
Sample Depth		*-*	*-*	*-*	*-*	*-*	*-*	*-*
Sample Depth								
	Units							
Metals								
Aluminum	ug/L	--	--	--	--	--	--	--
Antimony	ug/L	--	--	--	--	--	--	--
Arsenic	ug/L	--	--	--	--	--	--	--
Arsenic (dissolved)	ug/L	--	--	--	--	--	--	--
Barium	ug/L	--	--	--	--	--	--	--
Barium (dissolved)	ug/L	--	--	--	--	--	--	--
Beryllium	ug/L	--	--	--	--	--	--	--
Cadmium	ug/L	--	--	--	--	--	--	--
Cadmium (dissolved)	ug/L	--	--	--	--	--	--	--
Calcium	ug/L	--	--	--	--	--	--	--
Calcium (dissolved)	ug/L	--	--	--	--	--	--	--
Chromium	ug/L	--	--	--	--	--	--	--
Chromium (dissolved)	ug/L	--	--	--	--	--	--	--
Cobalt	ug/L	--	--	--	--	--	--	--
Copper	ug/L	--	--	--	--	--	--	--
Copper (dissolved)	ug/L	--	--	--	--	--	--	--
Iron	ug/L	--	--	--	--	--	--	--
Iron (dissolved)	ug/L	--	--	--	--	--	--	--
Lead	ug/L	--	--	--	--	--	--	--
Lead (dissolved)	ug/L	--	--	--	--	--	--	--
Magnesium	ug/L	--	--	--	--	--	--	--
Magnesium (dissolved)	ug/L	--	--	--	--	--	--	--
Manganese	ug/L	--	--	--	--	--	--	--
Manganese (dissolved)	ug/L	--	--	--	--	--	--	--
Mercury	ug/L	--	--	--	--	--	--	--
Mercury (dissolved)	ug/L	--	--	--	--	--	--	--
Nickel	ug/L	--	--	--	--	--	--	--
Nickel (dissolved)	ug/L	--	--	--	--	--	--	--
Potassium	ug/L	--	--	--	--	--	--	--
Selenium	ug/L	--	--	--	--	--	--	--
Selenium (dissolved)	ug/L	--	--	--	--	--	--	--
Silver	ug/L	--	--	--	--	--	--	--
Silver (dissolved)	ug/L	--	--	--	--	--	--	--
Sodium	ug/L	--	--	--	--	--	--	--
Thallium	ug/L	--	--	--	--	--	--	--
Vanadium	ug/L	--	--	--	--	--	--	--
Zinc	ug/L	--	--	--	--	--	--	--
Zinc (dissolved)	ug/L	--	--	--	--	--	--	--

APPENDIX G.3

GROUNDWATER QUALITY DATA
RFI REPORT
FORMER MANUAL TRANSMISSIONS OF MUNCIE FACILITY
MUNCIE, INDIANA

AOI		***AOI 35***	***AOI 35***	***AOI 35***	***AOI 35***	***AOI 35***	***AOI 35***	***AOI 35***
Sample Location		***MW-9***	***MW-9***	***MW-9***	***MW-9***	***MW-9***	***MW-9***	***MW-9***
Sample Identification		***MW-9***	***MW-9***	***MW-9***	***GW-17330-101002-EH-030***	***GW-17330-101002-EH-031***	***GW-072204-MR-022***	***GW-017330-042805-TP-028***
Sample Date		***3/21/1996***	***10/1/1998***	***4/1/1999***	***10/10/2002***	***10/10/2002***	***7/22/2004***	***4/28/2005***
Sample Depth		***-***	***-***	***-***	***-***	***-***	***-***	***-***
Sample Depth								
	Units							
Gas								
Ethane	ug/L	--	--	--	--	--	--	--
Ethene	ug/L	--	--	--	--	--	--	--
Methane	ug/L	--	--	--	--	--	--	--
General Chemistry								
Alkalinity, bicarbonate	ug/L	--	--	--	--	--	--	--
Alkalinity, carbonate	ug/L	--	--	--	--	--	--	--
Bicarbonate (as CaCO3)	ug/L	--	--	--	--	--	--	--
Chloride	ug/L	--	--	--	--	--	--	--
Dissolved organic carbon (DOC)	ug/L	--	--	--	--	--	--	--
Hardness	ug/L	--	--	--	--	--	--	--
Hardness, carbonate	ug/L	--	--	--	--	--	--	--
Nitrate (as N)	ug/L	--	--	--	--	--	--	--
Nitrite (as N)	ug/L	--	--	--	--	--	--	--
pH	s.u.	--	--	--	--	--	--	--
Sulfate	ug/L	--	--	--	--	--	--	--
Sulfide	ug/L	--	--	--	--	--	--	--
Total dissolved solids (TDS)	ug/L	--	--	--	--	--	--	--
Total organic carbon (TOC)	ug/L	--	--	--	--	--	--	--

Notes

ug/L - Micrograms per litre
"-" - No value
U - Not detected at the associated reporting limit
J - Estimated concentration
UJ - Not detected; associated reporting limit is estimated
R - Rejected
s.u. - Standard units
nc - No criteria
ND - Non Detect (calculation)
BOLD[abc] Concentration exceeds associated screening level
IDEM Appendix A: Screening Levels Remedation Closure Guide - March 25, 2014
a - Exceeds IDEM residential tap screening levels
b - Exceeds IDEM residential vapor exposure screening levels
c - Exceeds IDEM commercial/industrial vapor screening levels

APPENDIX G.3

GROUNDWATER QUALITY DATA
RFI REPORT
FORMER MANUAL TRANSMISSIONS OF MUNCIE FACILITY
MUNCIE, INDIANA

AOI		*AOI 35*	*AOI 35*	*AOI 35*	*AOI 35*	*AOI 35*
Sample Location		*MW-9*	*MW-9*	*MW-9*	*MW-9*	*MW-9*
Sample Identification		*GW-017330-102005-MM-023*	*GW-017330-051106-NH-029*	*GW-017324-111108-NH-002*	*GW-17324-120911-EM-044*	*GW-017324-050514-SM-025*
Sample Date		*10/20/2005*	*5/11/2006*	*11/11/2008*	*12/9/2011*	*5/5/2014*
Sample Depth		*-*	*-*	*-*	*-*	*-*
Sample Depth						
	Units					
Volatile Organic Compounds (VOCs)						
Acetone	ug/L	10 UJ	10 U	10 U	10 U	10 U
Benzene	ug/L	1.0 U	1 U	1.0 U	1.0 U	1.0 U
Bromodichloromethane	ug/L	1.0 U	1 U	1.0 U	1.0 U	1.0 U
Bromoform	ug/L	1.0 UJ	1 U	1.0 U	1.0 U	1.0 U
Bromomethane (Methyl bromide)	ug/L	1.0 UJ	1 U	1.0 U	1.0 U	1.0 U
2-Butanone (Methyl ethyl ketone) (MEK)	ug/L	10 U	10 U	10 U	10 U	10 U
Carbon disulfide	ug/L	1.0 U	1 U	1.0 U	1.0 U	1.0 U
Carbon tetrachloride	ug/L	1.0 U	1 U	1.0 U	1.0 U	1.0 U
Chlorobenzene	ug/L	1.0 U	1 U	1.0 U	1.0 U	1.0 U
Chloroethane	ug/L	1.0 U	1 U	1.0 U	1.0 U	1.0 U
2-Chloroethyl vinyl ether	ug/L	--	--	--	--	--
Chloroform (Trichloromethane)	ug/L	1.0 U	1 U	1.0 U	1.0 U	1.0 U
Chloromethane (Methyl chloride)	ug/L	1.0 UJ	1 U	1.0 U	1.0 U	1.0 U
Cyclohexane	ug/L	1.0 U	--	1.0 U	1.0 U	1.0 U
1,2-Dibromo-3-chloropropane (DBCP)	ug/L	2.0 UJ	--	2.0 U	2.0 U	2.0 U
Dibromochloromethane	ug/L	1.0 UJ	1 U	1.0 U	1.0 U	1.0 U
1,2-Dibromoethane (Ethylene dibromide)	ug/L	1.0 UJ	--	1.0 U	1.0 U	1.0 U
1,2-Dichlorobenzene	ug/L	1.0 U	--	1.0 U	1.0 U	1.0 U
1,3-Dichlorobenzene	ug/L	1.0 U	--	1.0 U	1.0 U	1.0 U
1,4-Dichlorobenzene	ug/L	1.0 U	--	1.0 U	1.0 U	1.0 U
Dichlorodifluoromethane (CFC-12)	ug/L	1.0 U	--	1.0 U	1.0 U	1.0 U
1,1-Dichloroethane	ug/L	1.0 U	1 U	1.0 U	1.0 U	1.0 U
1,2-Dichloroethane	ug/L	1.0 U	1 U	1.0 U	1.0 U	1.0 U
1,2-Dichloroethene (total)	ug/L	--	--	--	--	--
1,1-Dichloroethene	ug/L	1.0 U	1 U	1.0 U	1.0 U	1.0 U
cis-1,2-Dichloroethene	ug/L	1.0	1.3 U	1.0 U	1.0 U	0.37 J
trans-1,2-Dichloroethene	ug/L	1.0 U	0.16 J	1.0 U	1.0 U	1.0 U
1,2-Dichloropropane	ug/L	1.0 U	1 U	1.0 U	1.0 U	1.0 U
cis-1,3-Dichloropropene	ug/L	1.0 U	1 U	1.0 U	1.0 U	1.0 U
trans-1,3-Dichloropropene	ug/L	1.0 UJ	1 U	1.0 U	1.0 U	1.0 U
Ethylbenzene	ug/L	1.0 U	1 U	1.0 U	1.0 U	1.0 U
2-Hexanone	ug/L	10 U	10 U	10 U	10 U	10 U
Isopropyl benzene	ug/L	1.0 U	--	1.0 U	1.0 U	1.0 U
Methyl acetate	ug/L	10 U	--	10 U	10 U	10 U
Methyl cyclohexane	ug/L	1.0 U	--	1.0 U	1.0 U	1.0 U
Methyl tert butyl ether (MTBE)	ug/L	5.0 U	--	5.0 U	5.0 U	1.0 U
4-Methyl-2-pentanone (Methyl isobutyl ketone) (MIBK)	ug/L	10 U	10 U	10 U	10 U	10 U
Methylene chloride	ug/L	1.0 UJ	1 UJ	1.0 U	1.0 U	1.0 U
Styrene	ug/L	1.0 U	1 U	1.0 U	1.0 U	1.0 U
VOCs (Continued)						

APPENDIX G.3

GROUNDWATER QUALITY DATA
RFI REPORT
FORMER MANUAL TRANSMISSIONS OF MUNCIE FACILITY
MUNCIE, INDIANA

AOI		*AOI 35*	*AOI 35*	*AOI 35*	*AOI 35*	*AOI 35*
Sample Location		*MW-9*	*MW-9*	*MW-9*	*MW-9*	*MW-9*
Sample Identification		*GW-017330-102005-MM-023*	*GW-017330-051106-NH-029*	*GW-017324-111108-NH-002*	*GW-17324-120911-EM-044*	*GW-017324-050514-SM-025*
Sample Date		*10/20/2005*	*5/11/2006*	*11/11/2008*	*12/9/2011*	*5/5/2014*
Sample Depth		*-*	*-*	*-*	*-*	*-*
Sample Depth						
	Units					
1,1,2,2-Tetrachloroethane	ug/L	1.0 U	1 U	1.0 U	1.0 U	1.0 U
Tetrachloroethene	ug/L	4.2	1 U	1.0 U	0.36 J	1.0 U
Toluene	ug/L	1.0 U	1 U	1.0 U	1.0 U	1.0 U
1,2,4-Trichlorobenzene	ug/L	1.0 U	--	1.0 U	1.0 U	1.0 U
1,1,1-Trichloroethane	ug/L	1.0 U	1 U	1.0 U	1.0 U	1.0 U
1,1,2-Trichloroethane	ug/L	1.0 U	1 U	1.0 U	1.0 U	1.0 U
Trichloroethene	ug/L	0.49 J	1.9 U	1.0 U	1.0 U	1.0 U
Trichlorofluoromethane (CFC-11)	ug/L	1.0 U	--	1.0 U	1.0 U	1.0 U
Trifluorotrichloroethane (Freon 113)	ug/L	1.0 U	--	1.0 U	1.0 U	1.0 U
Vinyl acetate	ug/L	--	--	--	--	--
Vinyl chloride	ug/L	**11[ab]**	**7.9[ab]**	**12[ab]**	**10[ab]**	**7.7[ab]**
Xylenes (total)	ug/L	2.0 U	2 U	2.0 U	2.0 U	2.0 U
Semi-Volatile Organic Compounds (SVOCs)						
Acenaphthene	ug/L	--	0.2 U	0.20 U	--	--
Acenaphthylene	ug/L	--	0.2 U	0.20 U	--	--
Acetonitrile	ug/L	--	--	--	--	--
Acetophenone	ug/L	--	1 U	1.0 U	--	--
2-Acetylaminofluorene	ug/L	--	--	--	--	--
Acrolein	ug/L	--	--	--	--	--
Acrylonitrile	ug/L	--	--	--	--	--
Allyl chloride	ug/L	--	--	--	--	--
4-Aminobiphenyl	ug/L	--	--	--	--	--
Aniline	ug/L	--	--	--	--	--
Anthracene	ug/L	--	0.2 U	0.20 U	--	--
Aramite	ug/L	--	--	--	--	--
Atrazine	ug/L	--	1 U	1.0 U	--	--
Benzaldehyde	ug/L	--	1 U	1.0 U	--	--
Benzidine	ug/L	--	--	--	--	--
Benzo(a)anthracene	ug/L	--	0.2 U	0.20 U	--	--
Benzo(a)pyrene	ug/L	--	0.2 U	0.20 U	--	--
Benzo(b)fluoranthene	ug/L	--	0.2 U	0.20 U	--	--
Benzo(g,h,i)perylene	ug/L	--	0.2 U	0.20 U	--	--
Benzo(k)fluoranthene	ug/L	--	0.2 U	0.20 U	--	--
Benzoic acid	ug/L	--	--	--	--	--
Benzyl alcohol	ug/L	--	--	--	--	--
Biphenyl (1,1-Biphenyl)	ug/L	--	1 U	1.0 U	--	--
4-Bromophenyl phenyl ether	ug/L	--	2 U	2.0 U	--	--
Butyl benzylphthalate (BBP)	ug/L	--	1 U	1.0 U	--	--
Caprolactam	ug/L	--	5 U	5.0 U	--	--
Carbazole	ug/L	--	1 U	1.0 U	--	--
4-Chloro-3-methylphenol	ug/L	--	2 U	2.0 U	--	--
4-Chloroaniline	ug/L	--	2 U	2.0 U	--	--
Chlorobenzilate	ug/L	--	--	--	--	--
bis(2-Chloroethoxy)methane	ug/L	--	1 U	1.0 U	--	--
bis(2-Chloroethyl)ether	ug/L	--	1 U	1.0 U	--	--

APPENDIX G.3

GROUNDWATER QUALITY DATA
RFI REPORT
FORMER MANUAL TRANSMISSIONS OF MUNCIE FACILITY
MUNCIE, INDIANA

AOI		*AOI 35*	*AOI 35*	*AOI 35*	*AOI 35*	*AOI 35*
Sample Location		*MW-9*	*MW-9*	*MW-9*	*MW-9*	*MW-9*
Sample Identification		*GW-017330-102005-MM-023*	*GW-017330-051106-NH-029*	*GW-017324-111108-NH-002*	*GW-17324-120911-EM-044*	*GW-017324-050514-SM-025*
Sample Date		*10/20/2005*	*5/11/2006*	*11/11/2008*	*12/9/2011*	*5/5/2014*
Sample Depth		*-*	*-*	*-*	*-*	*-*
Sample Depth						
	Units					
2-Chloronaphthalene	ug/L	--	1 U	1.0 U	--	--
2-Chlorophenol	ug/L	--	1 U	1.0 U	--	--
4-Chlorophenyl phenyl ether	ug/L	--	2 U	2.0 U	--	--
Chloroprene	ug/L	--	--	--	--	--
Chrysene	ug/L	--	0.2 U	0.20 U	--	--
Cresol isomers	ug/L	--	--	--	--	--
Diallate	ug/L	--	--	--	--	--
Dibenz(a,h)anthracene	ug/L	--	0.2 U	0.20 U	--	--
Dibenzofuran	ug/L	--	1 U	1.0 U	--	--
Dibromochloromethane	ug/L	--	--	--	--	--
Dibromomethane	ug/L	--	--	--	--	--
trans-1,4-Dichloro-2-butene	ug/L	--	--	--	--	--
3,3'-Dichlorobenzidine	ug/L	--	5 U	5.0 U	--	--
2,4-Dichlorophenol	ug/L	--	2 U	2.0 U	--	--
2,6-Dichlorophenol	ug/L	--	--	--	--	--
Diethyl phthalate	ug/L	--	1 U	1.0 U	--	--
Dimethoate	ug/L	--	--	--	--	--
Dimethyl phthalate	ug/L	--	1 U	1.0 U	--	--
p-Dimethylaminoazobenzene A	ug/L	--	--	--	--	--
7,12-Dimethylbenz(a)anthracene	ug/L	--	--	--	--	--
3,3-Dimethylbenzidine	ug/L	--	--	--	--	--
a,a-Dimethylphenethylamine	ug/L	--	--	--	--	--
2,4-Dimethylphenol	ug/L	--	2 U	2.0 U	--	--
Di-n-butylphthalate (DBP)	ug/L	--	1 U	1.0 U	--	--
4,6-Dinitro-2-methylphenol	ug/L	--	5 U	5.0 U	--	--
Dinitrobenzene, NOS	ug/L	--	--	--	--	--
2,4-Dinitrophenol	ug/L	--	5 U	5.0 U	--	--
2,4-Dinitrotoluene	ug/L	--	5 U	5.0 U	--	--
2,6-Dinitrotoluene	ug/L	--	5 U	5.0 U	--	--
Di-n-octyl phthalate (DnOP)	ug/L	--	1 U	1.0 U	--	--
1,4-Dioxane	ug/L	--	--	--	--	--
Diphenylamine	ug/L	--	--	--	--	--
1,2-Diphenylhydrazine	ug/L	--	--	--	--	--
Disulfoton	ug/L	--	--	--	--	--

APPENDIX G.3

GROUNDWATER QUALITY DATA
RFI REPORT
FORMER MANUAL TRANSMISSIONS OF MUNCIE FACILITY
MUNCIE, INDIANA

AOI		*AOI 35*	*AOI 35*	*AOI 35*	*AOI 35*	*AOI 35*
Sample Location		*MW-9*	*MW-9*	*MW-9*	*MW-9*	*MW-9*
Sample Identification		*GW-017330-102005-MM-023*	*GW-017330-051106-NH-029*	*GW-017324-111108-NH-002*	*GW-17324-120911-EM-044*	*GW-017324-050514-SM-025*
Sample Date		*10/20/2005*	*5/11/2006*	*11/11/2008*	*12/9/2011*	*5/5/2014*
Sample Depth		*-*	*-*	*-*	*-*	*-*
Sample Depth						
	Units					
SVOCs (Continued)						
Ethyl methacrylate	ug/L	--	--	--	--	--
Ethyl methanesulfonate	ug/L	--	--	--	--	--
bis(2-Ethylhexyl)phthalate (DEHP)	ug/L	--	0.88 J	2.9 U	--	--
Famphur	ug/L	--	--	--	--	--
Fluoranthene	ug/L	--	0.2 U	0.20 U	--	--
Fluorene	ug/L	--	0.2 U	0.20 U	--	--
Hexachlorobenzene	ug/L	--	0.2 U	0.20 U	--	--
Hexachlorobutadiene	ug/L	--	1 U	1.0 U	--	--
Hexachlorocyclopentadiene	ug/L	--	10 U	10 U	--	--
Hexachloroethane	ug/L	--	1 U	1.0 U	--	--
Hexachlorophene A	ug/L	--	--	--	--	--
Hexachloropropene	ug/L	--	--	--	--	--
Indeno(1,2,3-cd)pyrene	ug/L	--	0.2 U	0.20 U	--	--
Iodomethane	ug/L	--	--	--	--	--
Isodrin	ug/L	--	--	--	--	--
Isophorone	ug/L	--	1 U	1.0 U	--	--
Isosafrole	ug/L	--	--	--	--	--
Kepone	ug/L	--	--	--	--	--
Methapyrilene	ug/L	--	--	--	--	--
Methyl acrylonitrile	ug/L	--	--	--	--	--
Methyl methacrylate	ug/L	--	--	--	--	--
Methyl methanesulfonate	ug/L	--	--	--	--	--
Methyl parathion	ug/L	--	--	--	--	--
3-Methylcholanthrene	ug/L	--	--	--	--	--
2-Methylnaphthalene	ug/L	--	0.2 U	0.20 U	--	--
2-Methylphenol	ug/L	--	1 U	1.0 U	--	--
3&4-Methylphenol	ug/L	--	--	--	--	--
4-Methylphenol	ug/L	--	1 U	1.0 U	--	--
Naphthalene	ug/L	--	0.2 U	0.20 U	--	--
1,4-Naphthoquinone	ug/L	--	--	--	--	--
1-Naphthylamine	ug/L	--	--	--	--	--
2-Naphthylamine	ug/L	--	--	--	--	--
2-Nitroaniline	ug/L	--	2 U	2.0 U	--	--
3-Nitroaniline	ug/L	--	2 U	2.0 U	--	--
4-Nitroaniline	ug/L	--	2 U	2.0 U	--	--
Nitrobenzene	ug/L	--	1 U	1.0 U	--	--
2-Nitrophenol	ug/L	--	2 U	2.0 U	--	--
4-Nitrophenol	ug/L	--	5 U	5.0 U	--	--
4-Nitroquinoline-N-oxide	ug/L	--	--	--	--	--
N-Nitrosodi-n-butylamine	ug/L	--	--	--	--	--
N-Nitrosodi-n-propylamine	ug/L	--	1 U	1.0 U	--	--
N-Nitrosodiphenylamine	ug/L	--	1 U	1.0 U	--	--
N-Nitrosodiethylamine	ug/L	--	--	--	--	--
N-Nitrosodimethylamine	ug/L	--	--	--	--	--
N-Nitrosomethylethylamine	ug/L	--	--	--	--	--

APPENDIX G.3

GROUNDWATER QUALITY DATA
RFI REPORT
FORMER MANUAL TRANSMISSIONS OF MUNCIE FACILITY
MUNCIE, INDIANA

AOI		*AOI 35*	*AOI 35*	*AOI 35*	*AOI 35*	*AOI 35*
Sample Location		*MW-9*	*MW-9*	*MW-9*	*MW-9*	*MW-9*
Sample Identification		*GW-017330-102005-MM-023*	*GW-017330-051106-NH-029*	*GW-017324-111108-NH-002*	*GW-17324-120911-EM-044*	*GW-017324-050514-SM-025*
Sample Date		*10/20/2005*	*5/11/2006*	*11/11/2008*	*12/9/2011*	*5/5/2014*
Sample Depth		*-*	*-*	*-*	*-*	*-*
Sample Depth						
	Units					
SVOCs (Continued)						
N-Nitrosomorpholine	ug/L	--	--	--	--	--
N-Nitrosopiperidine	ug/L	--	--	--	--	--
N-Nitrosopyrrolidine	ug/L	--	--	--	--	--
2,2'-Oxybis(1-chloropropane) (bis(2-Chloroisopropyl) ether)	ug/L	--	1 U	1.0 U	--	--
Pentachlorobenzene	ug/L	--	--	--	--	--
Pentachloroethane	ug/L	--	--	--	--	--
Pentachloronitrobenzene	ug/L	--	--	--	--	--
Pentachlorophenol	ug/L	--	5 U	5.0 U	--	--
Phenacetin	ug/L	--	--	--	--	--
Phenanthrene	ug/L	--	0.2 U	0.20 U	--	--
Phenol	ug/L	--	1 U	1.0 U	--	--
p-Phenylenediamine	ug/L	--	--	--	--	--
Phorate	ug/L	--	--	--	--	--
2-Picoline	ug/L	--	--	--	--	--
Pronamide	ug/L	--	--	--	--	--
Propionitrile (ethyl cyanide)	ug/L	--	--	--	--	--
Pyrene	ug/L	--	0.2 U	0.20 U	--	--
Pyridine	ug/L	--	--	--	--	--
Safrole	ug/L	--	--	--	--	--
1,2,4,5-Tetrachlorobenzene	ug/L	--	--	--	--	--
1,1,1,2-Tetrachloroethane	ug/L	--	--	--	--	--
2,3,4,6-Tetrachlorophenol	ug/L	--	--	--	--	--
Thionazin (O,O-diethyl-O-2-pyrazinyl phosphorothioate)	ug/L	--	--	--	--	--
o-Toluidine A	ug/L	--	--	--	--	--
5-Nitro-2-toluidine	ug/L	--	--	--	--	--
2,4,5-Trichlorophenol	ug/L	--	5 U	5.0 U	--	--
2,4,6-Trichlorophenol	ug/L	--	5 U	5.0 U	--	--
1,2,3-Trichloropropane	ug/L	--	--	--	--	--
0,0,0-Triethylphosphorothioate	ug/L	--	--	--	--	--
1,3,5-Trinitrobenzene	ug/L	--	--	--	--	--
PCBs						
Aroclor-1016 (PCB-1016)	ug/L	--	--	--	--	--
Aroclor-1221 (PCB-1221)	ug/L	--	--	--	--	--
Aroclor-1232 (PCB-1232)	ug/L	--	--	--	--	--
Aroclor-1242 (PCB-1242)	ug/L	--	--	--	--	--
Aroclor-1248 (PCB-1248)	ug/L	--	--	--	--	--
Aroclor-1254 (PCB-1254)	ug/L	--	--	--	--	--
Aroclor-1260 (PCB-1260)	ug/L	--	--	--	--	--
Total PCBs	ug/L	--	--	--	--	--
Total Petroleum Hydrocarbons (TPH)						
Total Petroleum Hydrocarbons - Purgeable (GRO)	ug/L	--	--	--	--	--

APPENDIX G.3

GROUNDWATER QUALITY DATA
RFI REPORT
FORMER MANUAL TRANSMISSIONS OF MUNCIE FACILITY
MUNCIE, INDIANA

AOI		*AOI 35*	*AOI 35*	*AOI 35*	*AOI 35*	*AOI 35*
Sample Location		*MW-9*	*MW-9*	*MW-9*	*MW-9*	*MW-9*
Sample Identification		*GW-017330-102005-MM-023*	*GW-017330-051106-NH-029*	*GW-017324-111108-NH-002*	*GW-17324-120911-EM-044*	*GW-017324-050514-SM-025*
Sample Date		*10/20/2005*	*5/11/2006*	*11/11/2008*	*12/9/2011*	*5/5/2014*
Sample Depth		*-*	*-*	*-*	*-*	*-*
Sample Depth						
	Units					
Metals						
Aluminum	ug/L	--	--	--	--	--
Antimony	ug/L	--	--	--	--	--
Arsenic	ug/L	--	10 U	10.0 U	--	--
Arsenic (dissolved)	ug/L	--	10 U	10.0 U	--	--
Barium	ug/L	--	62.2 J	200 U	--	--
Barium (dissolved)	ug/L	--	62.6 J	200 U	--	--
Beryllium	ug/L	--	--	--	--	--
Cadmium	ug/L	--	5 U	5.0 U	--	--
Cadmium (dissolved)	ug/L	--	5 U	5.0 U	--	--
Calcium	ug/L	--	--	--	--	--
Calcium (dissolved)	ug/L	--	--	--	--	--
Chromium	ug/L	--	10 U	10.0 U	--	--
Chromium (dissolved)	ug/L	--	10 U	10.0 U	--	--
Cobalt	ug/L	--	--	--	--	--
Copper	ug/L	--	--	--	--	--
Copper (dissolved)	ug/L	--	--	--	--	--
Iron	ug/L	--	--	--	--	--
Iron (dissolved)	ug/L	--	--	--	--	--
Lead	ug/L	--	3 U	3.0 U	--	--
Lead (dissolved)	ug/L	--	3 U	3.0 U	--	--
Magnesium	ug/L	--	--	--	--	--
Magnesium (dissolved)	ug/L	--	--	--	--	--
Manganese	ug/L	--	--	--	--	--
Manganese (dissolved)	ug/L	--	--	--	--	--
Mercury	ug/L	--	0.2 U	0.20 U	--	--
Mercury (dissolved)	ug/L	--	0.2 U	0.20 U	--	--
Nickel	ug/L	--	--	--	--	--
Nickel (dissolved)	ug/L	--	--	--	--	--
Potassium	ug/L	--	--	--	--	--
Selenium	ug/L	--	5 U	5.0 U	--	--
Selenium (dissolved)	ug/L	--	3.7 J	5.0 U	--	--
Silver	ug/L	--	10 U	10.0 U	--	--
Silver (dissolved)	ug/L	--	10 U	10.0 U	--	--
Sodium	ug/L	--	--	--	--	--
Thallium	ug/L	--	--	--	--	--
Vanadium	ug/L	--	--	--	--	--
Zinc	ug/L	--	--	--	--	--
Zinc (dissolved)	ug/L	--	--	--	--	--

APPENDIX G.3

GROUNDWATER QUALITY DATA
RFI REPORT
FORMER MANUAL TRANSMISSIONS OF MUNCIE FACILITY
MUNCIE, INDIANA

AOI		***AOI 35***	***AOI 35***	***AOI 35***	***AOI 35***	***AOI 35***
Sample Location		***MW-9***	***MW-9***	***MW-9***	***MW-9***	***MW-9***
Sample Identification		***GW-017330-102005-MM-023***	***GW-017330-051106-NH-029***	***GW-017324-111108-NH-002***	***GW-17324-120911-EM-044***	***GW-017324-050514-SM-025***
Sample Date		***10/20/2005***	***5/11/2006***	***11/11/2008***	***12/9/2011***	***5/5/2014***
Sample Depth		***-***	***-***	***-***	***-***	***-***
Sample Depth						
	Units					
Gas						
Ethane	ug/L	--	--	--	--	--
Ethene	ug/L	--	--	--	--	--
Methane	ug/L	--	--	--	--	--
General Chemistry						
Alkalinity, bicarbonate	ug/L	--	--	--	--	--
Alkalinity, carbonate	ug/L	--	--	--	--	--
Bicarbonate (as CaCO3)	ug/L	--	--	--	--	--
Chloride	ug/L	--	--	--	--	--
Dissolved organic carbon (DOC)	ug/L	--	--	--	--	--
Hardness	ug/L	--	--	--	--	--
Hardness, carbonate	ug/L	--	--	--	--	--
Nitrate (as N)	ug/L	--	--	--	--	--
Nitrite (as N)	ug/L	--	--	--	--	--
pH	s.u.	--	--	--	--	--
Sulfate	ug/L	--	--	--	--	--
Sulfide	ug/L	--	--	--	--	--
Total dissolved solids (TDS)	ug/L	--	--	--	--	--
Total organic carbon (TOC)	ug/L	--	--	--	--	--

Notes

ug/L - Micrograms per litre
"-" - No value
U - Not detected at the associated reporting limit
J - Estimated concentration
UJ - Not detected; associated reporting limit is estimated
R - Rejected
s.u. - Standard units
nc - No criteria
ND - Non Detect (calculation)
BOLD[abc] Concentration exceeds associated screening level
IDEM Appendix A: Screening Levels Remedation Closure Guide - March 25, 2014
a - Exceeds IDEM residential tap screening levels
b - Exceeds IDEM residential vapor exposure screening levels
c - Exceeds IDEM commercial/industrial vapor screening levels

APPENDIX G.3

GROUNDWATER QUALITY DATA
RFI REPORT
FORMER MANUAL TRANSMISSIONS OF MUNCIE FACILITY
MUNCIE, INDIANA

AOI		*AOI 35*	*AOI 35*	*AOI 35*	*AOI 35*	*AOI 35*	*AOI 35*	*AOI 35*	*AOI 35*	*AOI 35*	*AOI 35*	*AOI 35*	*AOI 35*
Sample Location		***MW-13***	***MW-13***	***MW-13***	***MW-13***	***MW-13***	***MW-13***	***MW-13***	***MW-13***	***MW-13***	***MW-13***	***MW-13***	***MW-13***
Sample Identification		***MW-13***	***MW-13***	***MW-13***	***MW-13***	***MW-201***	***MW-13***	***MW-13***	***MW-13***	***MW-13***	***MW-13***	***MW-13***	***MW-13***
Sample Date		***10/1/1989***	***1/1/1990***	***7/10/1990***	***7/11/1990***	***7/11/1990***	***12/1/1991***	***6/1/1994***	***3/21/1996***	***5/2/1997***	***9/17/1997***	***1/14/1998***	***10/1/1998***
Sample Depth		-	-	-	-	-	-	-	-	-	-	-	-
Sample Depth													
	Units												
Volatile Organic Compounds (VOCs)													
Acetone	ug/L	U	U	13	13	11	U	U	U	U	U	U	U
Benzene	ug/L	U	--	U	2 U	2 U	U	U	U	U	U	U	U
Bromodichloromethane	ug/L	U	--	--	2 U	2 U	--	U	U	U	U	U	U
Bromoform	ug/L	--	--	--	2 U	2 U	--	--	--	--	--	--	--
Bromomethane (Methyl bromide)	ug/L	--	--	--	2 U	2 U	--	--	--	--	--	--	--
2-Butanone (Methyl ethyl ketone) (MEK)	ug/L	U	U	U	10 U	10 U	--	U	U	U	U	U	U
Carbon disulfide	ug/L	--	U	--	2 U	2 U	--	--	--	--	--	--	--
Carbon tetrachloride	ug/L	--	--	--	2 U	2 U	--	--	--	--	--	--	--
Chlorobenzene	ug/L	U	--	U	2 U	2 U	U	U	U	U	U	U	U
Chloroethane	ug/L	U	U	U	2 U	2 U	U	U	U	U	U	U	U
2-Chloroethyl vinyl ether	ug/L	--	--	--	--	--	U	U	U	U	U	U	U
Chloroform (Trichloromethane)	ug/L	U	U	U	2 U	2 U	U	U	U	U	U	U	U
Chloromethane (Methyl chloride)	ug/L	U	--	U	2 U	2 U	U	U	U	U	U	U	U
Cyclohexane	ug/L	--	--	--	--	--	--	--	--	--	--	--	--
1,2-Dibromo-3-chloropropane (DBCP)	ug/L	--	--	--	--	--	--	--	--	--	--	--	--
Dibromochloromethane	ug/L	--	--	--	--	--	--	--	--	--	--	--	--
1,2-Dibromoethane (Ethylene dibromide)	ug/L	--	--	--	--	--	--	--	--	--	--	--	--
1,2-Dichlorobenzene	ug/L	--	--	--	2 U	2 U	--	--	--	--	--	--	--
1,3-Dichlorobenzene	ug/L	--	--	--	2 U	2 U	--	--	--	--	--	--	--
1,4-Dichlorobenzene	ug/L	--	--	--	2 U	2 U	--	--	--	--	--	--	--
Dichlorodifluoromethane (CFC-12)	ug/L	--	--	--	--	--	--	--	--	--	--	--	--
1,1-Dichloroethane	ug/L	13	13	**63**[a]	**63**[a]	**59**[a]	**76**[a]	21	18	9.3	20	17	13
1,2-Dichloroethane	ug/L	U	U	U	2 U	2 U	1.3	**21**[a]	U	U	U	U	U
1,2-Dichloroethene (total)	ug/L	U	U	22	22	22	U	U	U	U	U	U	U
1,1-Dichloroethene	ug/L	U	--	U	2 U	2 U	U	U	0.5	U	U	U	U
cis-1,2-Dichloroethene	ug/L	U	--	--	--	--	--	12	41	21	44	44	43
trans-1,2-Dichloroethene	ug/L	U	--	--	--	--	U	U	2	1.9	4.3	4.2	3.9
1,2-Dichloropropane	ug/L	--	--	--	2 U	2 U	--	--	--	--	--	--	--
cis-1,3-Dichloropropene	ug/L	--	--	--	2 U	2 U	--	--	--	--	--	--	--
trans-1,3-Dichloropropene	ug/L	--	--	--	2 U	2 U	--	--	--	--	--	--	--
Ethylbenzene	ug/L	U	--	U	2 U	2 U	U	U	U	U	U	U	U
2-Hexanone	ug/L	U	--	U	2 U	2 U	--	U	U	U	U	U	U
Isopropyl benzene	ug/L	--	--	--	--	--	--	--	--	--	--	--	--
Methyl acetate	ug/L	--	--	--	--	--	--	--	--	--	--	--	--
Methyl cyclohexane	ug/L	--	--	--	--	--	--	--	--	--	--	--	--
Methyl tert butyl ether (MTBE)	ug/L	--	--	--	--	--	--	--	--	--	--	--	--
4-Methyl-2-pentanone (Methyl isobutyl ketone) (MIBK)	ug/L	--	--	--	2 U	2 U	--	--	--	--	--	--	--
Methylene chloride	ug/L	U	U	U	2 U	2 U	U	U	U	U	U	U	**9.1 J**[a]
Styrene	ug/L	--	--	--	2 U	2 U	--	--	--	--	--	--	--
VOCs (Continued)													

APPENDIX G.3

GROUNDWATER QUALITY DATA
RFI REPORT
FORMER MANUAL TRANSMISSIONS OF MUNCIE FACILITY
MUNCIE, INDIANA

AOI		*AOI 35*	*AOI 35*	*AOI 35*	*AOI 35*	*AOI 35*	*AOI 35*	*AOI 35*	*AOI 35*	*AOI 35*	*AOI 35*	*AOI 35*	*AOI 35*
Sample Location		*MW-13*	*MW-13*	*MW-13*	*MW-13*	*MW-13*	*MW-13*	*MW-13*	*MW-13*	*MW-13*	*MW-13*	*MW-13*	*MW-13*
Sample Identification		*MW-13*	*MW-13*	*MW-13*	*MW-13*	*MW-201*	*MW-13*	*MW-13*	*MW-13*	*MW-13*	*MW-13*	*MW-13*	*MW-13*
Sample Date		*10/1/1989*	*1/1/1990*	*7/10/1990*	*7/11/1990*	*7/11/1990*	*12/1/1991*	*6/1/1994*	*3/21/1996*	*5/2/1997*	*9/17/1997*	*1/14/1998*	*10/1/1998*
Sample Depth		-	-	-	-	-	-	-	-	-	-	-	-
Sample Depth													
	Units												
1,1,2,2-Tetrachloroethane	ug/L	--	--	--	2 U	2 U	--	--	--	--	--	--	--
Tetrachloroethene	ug/L	U	U	U	2 U	2 U	U	U	U	U	U	U	U
Toluene	ug/L	U	U	U	2 U	2 U	U	U	U	U	U	U	U
1,2,4-Trichlorobenzene	ug/L	--	--	--	--	--	--	--	--	--	--	--	--
1,1,1-Trichloroethane	ug/L	U	U	--	2 U	2 U	U	U	U	U	U	U	U
1,1,2-Trichloroethane	ug/L	--	--	--	2 U	2 U	--	--	--	--	--	--	--
Trichloroethene	ug/L	U	U	U	2 U	2 U	2	1	2	**6[a]**	3.1	2.6	2.5
Trichlorofluoromethane (CFC-11)	ug/L	--	--	--	2 U	2 U	--	--	--	--	--	--	--
Trifluorotrichloroethane (Freon 113)	ug/L	--	--	--	--	--	--	--	--	--	--	--	--
Vinyl acetate	ug/L	--	--	--	2 U	2 U	--	--	--	--	--	--	--
Vinyl chloride	ug/L	**10[ab]**	U	**20[ab]**	**20[ab]**	**25[ab]**	**29[ab]**	**11[ab]**	**31[ab]**	**24[ab]**	**34[ab]**	**30[ab]**	**27[ab]**
Xylenes (total)	ug/L	U	--	U	2 U	2 U	U	U	U	U	U	U	U
Semi-Volatile Organic Compounds (SVOCs)													
Acenaphthene	ug/L	--	--	--	--	--	--	--	--	--	--	--	--
Acenaphthylene	ug/L	--	--	--	--	--	--	--	--	--	--	--	--
Acetonitrile	ug/L	--	--	--	--	--	--	--	--	--	--	--	--
Acetophenone	ug/L	--	--	--	--	--	--	--	--	--	--	--	--
2-Acetylaminofluorene	ug/L	--	--	--	--	--	--	--	--	--	--	--	--
Acrolein	ug/L	--	--	--	--	--	--	--	--	--	--	--	--
Acrylonitrile	ug/L	--	--	--	--	--	--	--	--	--	--	--	--
Allyl chloride	ug/L	--	--	--	--	--	--	--	--	--	--	--	--
4-Aminobiphenyl	ug/L	--	--	--	--	--	--	--	--	--	--	--	--
Aniline	ug/L	--	--	--	--	--	--	--	--	--	--	--	--
Anthracene	ug/L	--	--	--	--	--	--	--	--	--	--	--	--
Aramite	ug/L	--	--	--	--	--	--	--	--	--	--	--	--
Atrazine	ug/L	--	--	--	--	--	--	--	--	--	--	--	--
Benzaldehyde	ug/L	--	--	--	--	--	--	--	--	--	--	--	--
Benzidine	ug/L	--	--	--	--	--	--	--	--	--	--	--	--
Benzo(a)anthracene	ug/L	--	--	--	--	--	--	--	--	--	--	--	--
Benzo(a)pyrene	ug/L	--	--	--	--	--	--	--	--	--	--	--	--
Benzo(b)fluoranthene	ug/L	--	--	--	--	--	--	--	--	--	--	--	--
Benzo(g,h,i)perylene	ug/L	--	--	--	--	--	--	--	--	--	--	--	--
Benzo(k)fluoranthene	ug/L	--	--	--	--	--	--	--	--	--	--	--	--
Benzoic acid	ug/L	--	--	--	--	--	--	--	--	--	--	--	--
Benzyl alcohol	ug/L	--	--	--	--	--	--	--	--	--	--	--	--
Biphenyl (1,1-Biphenyl)	ug/L	--	--	--	--	--	--	--	--	--	--	--	--
4-Bromophenyl phenyl ether	ug/L	--	--	--	--	--	--	--	--	--	--	--	--
Butyl benzylphthalate (BBP)	ug/L	--	--	--	--	--	--	--	--	--	--	--	--
Caprolactam	ug/L	--	--	--	--	--	--	--	--	--	--	--	--
Carbazole	ug/L	--	--	--	--	--	--	--	--	--	--	--	--
4-Chloro-3-methylphenol	ug/L	--	--	--	--	--	--	--	--	--	--	--	--
4-Chloroaniline	ug/L	--	--	--	--	--	--	--	--	--	--	--	--
Chlorobenzilate	ug/L	--	--	--	--	--	--	--	--	--	--	--	--
bis(2-Chloroethoxy)methane	ug/L	--	--	--	--	--	--	--	--	--	--	--	--
bis(2-Chloroethyl)ether	ug/L	--	--	--	--	--	--	--	--	--	--	--	--

APPENDIX G.3

GROUNDWATER QUALITY DATA
RFI REPORT
FORMER MANUAL TRANSMISSIONS OF MUNCIE FACILITY
MUNCIE, INDIANA

AOI		*AOI 35*	*AOI 35*	*AOI 35*	*AOI 35*	*AOI 35*	*AOI 35*	*AOI 35*	*AOI 35*	*AOI 35*	*AOI 35*	*AOI 35*	*AOI 35*
Sample Location		*MW-13*	*MW-13*	*MW-13*	*MW-13*	*MW-13*	*MW-13*	*MW-13*	*MW-13*	*MW-13*	*MW-13*	*MW-13*	*MW-13*
Sample Identification		*MW-13*	*MW-13*	*MW-13*	*MW-13*	*MW-201*	*MW-13*	*MW-13*	*MW-13*	*MW-13*	*MW-13*	*MW-13*	*MW-13*
Sample Date		*10/1/1989*	*1/1/1990*	*7/10/1990*	*7/11/1990*	*7/11/1990*	*12/1/1991*	*6/1/1994*	*3/21/1996*	*5/2/1997*	*9/17/1997*	*1/14/1998*	*10/1/1998*
Sample Depth		*-*	*-*	*-*	*-*	*-*	*-*	*-*	*-*	*-*	*-*	*-*	*-*
Sample Depth													
	Units												
2-Chloronaphthalene	ug/L	--	--	--	--	--	--	--	--	--	--	--	--
2-Chlorophenol	ug/L	--	--	--	--	--	--	--	--	--	--	--	--
4-Chlorophenyl phenyl ether	ug/L	--	--	--	--	--	--	--	--	--	--	--	--
Chloroprene	ug/L	--	--	--	--	--	--	--	--	--	--	--	--
Chrysene	ug/L	--	--	--	--	--	--	--	--	--	--	--	--
Cresol isomers	ug/L	--	--	--	--	--	--	--	--	--	--	--	--
Diallate	ug/L	--	--	--	--	--	--	--	--	--	--	--	--
Dibenz(a,h)anthracene	ug/L	--	--	--	--	--	--	--	--	--	--	--	--
Dibenzofuran	ug/L	--	--	--	--	--	--	--	--	--	--	--	--
Dibromochloromethane	ug/L	U	--	U	2 U	2 U	U	U	U	U	U	U	U
Dibromomethane	ug/L	--	--	--	--	--	--	--	--	--	--	--	--
trans-1,4-Dichloro-2-butene	ug/L	--	--	--	--	--	--	--	--	--	--	--	--
3,3'-Dichlorobenzidine	ug/L	--	--	--	--	--	--	--	--	--	--	--	--
2,4-Dichlorophenol	ug/L	--	--	--	--	--	--	--	--	--	--	--	--
2,6-Dichlorophenol	ug/L	--	--	--	--	--	--	--	--	--	--	--	--
Diethyl phthalate	ug/L	--	--	--	--	--	--	--	--	--	--	--	--
Dimethoate	ug/L	--	--	--	--	--	--	--	--	--	--	--	--
Dimethyl phthalate	ug/L	--	--	--	--	--	--	--	--	--	--	--	--
p-Dimethylaminoazobenzene A	ug/L	--	--	--	--	--	--	--	--	--	--	--	--
7,12-Dimethylbenz(a)anthracene	ug/L	--	--	--	--	--	--	--	--	--	--	--	--
3,3-Dimethylbenzidine	ug/L	--	--	--	--	--	--	--	--	--	--	--	--
a,a-Dimethylphenethylamine	ug/L	--	--	--	--	--	--	--	--	--	--	--	--
2,4-Dimethylphenol	ug/L	--	--	--	--	--	--	--	--	--	--	--	--
Di-n-butylphthalate (DBP)	ug/L	--	--	--	--	--	--	--	--	--	--	--	--
4,6-Dinitro-2-methylphenol	ug/L	--	--	--	--	--	--	--	--	--	--	--	--
Dinitrobenzene, NOS	ug/L	--	--	--	--	--	--	--	--	--	--	--	--
2,4-Dinitrophenol	ug/L	--	--	--	--	--	--	--	--	--	--	--	--
2,4-Dinitrotoluene	ug/L	--	--	--	--	--	--	--	--	--	--	--	--
2,6-Dinitrotoluene	ug/L	--	--	--	--	--	--	--	--	--	--	--	--
Di-n-octyl phthalate (DnOP)	ug/L	--	--	--	--	--	--	--	--	--	--	--	--
1,4-Dioxane	ug/L	--	--	--	--	--	--	--	--	--	--	--	--
Diphenylamine	ug/L	--	--	--	--	--	--	--	--	--	--	--	--
1,2-Diphenylhydrazine	ug/L	--	--	--	--	--	--	--	--	--	--	--	--
Disulfoton	ug/L	--	--	--	--	--	--	--	--	--	--	--	--

APPENDIX G.3

GROUNDWATER QUALITY DATA
RFI REPORT
FORMER MANUAL TRANSMISSIONS OF MUNCIE FACILITY
MUNCIE, INDIANA

AOI		*AOI 35*	*AOI 35*	*AOI 35*	*AOI 35*	*AOI 35*	*AOI 35*	*AOI 35*	*AOI 35*	*AOI 35*	*AOI 35*	*AOI 35*	*AOI 35*
Sample Location		*MW-13*	*MW-13*	*MW-13*	*MW-13*	*MW-13*	*MW-13*	*MW-13*	*MW-13*	*MW-13*	*MW-13*	*MW-13*	*MW-13*
Sample Identification		*MW-13*	*MW-13*	*MW-13*	*MW-13*	*MW-201*	*MW-13*	*MW-13*	*MW-13*	*MW-13*	*MW-13*	*MW-13*	*MW-13*
Sample Date		*10/1/1989*	*1/1/1990*	*7/10/1990*	*7/11/1990*	*7/11/1990*	*12/1/1991*	*6/1/1994*	*3/21/1996*	*5/2/1997*	*9/17/1997*	*1/14/1998*	*10/1/1998*
Sample Depth		*-*	*-*	*-*	*-*	*-*	*-*	*-*	*-*	*-*	*-*	*-*	*-*
Sample Depth													
	Units												
SVOCs (Continued)													
Ethyl methacrylate	ug/L	--	--	--	--	--	--	--	--	--	--	--	--
Ethyl methanesulfonate	ug/L	--	--	--	--	--	--	--	--	--	--	--	--
bis(2-Ethylhexyl)phthalate (DEHP)	ug/L	--	--	--	--	--	--	--	--	--	--	--	--
Famphur	ug/L	--	--	--	--	--	--	--	--	--	--	--	--
Fluoranthene	ug/L	--	--	--	--	--	--	--	--	--	--	--	--
Fluorene	ug/L	--	--	--	--	--	--	--	--	--	--	--	--
Hexachlorobenzene	ug/L	--	--	--	--	--	--	--	--	--	--	--	--
Hexachlorobutadiene	ug/L	--	--	--	--	--	--	--	--	--	--	--	--
Hexachlorocyclopentadiene	ug/L	--	--	--	--	--	--	--	--	--	--	--	--
Hexachloroethane	ug/L	--	--	--	--	--	--	--	--	--	--	--	--
Hexachlorophene A	ug/L	--	--	--	--	--	--	--	--	--	--	--	--
Hexachloropropene	ug/L	--	--	--	--	--	--	--	--	--	--	--	--
Indeno(1,2,3-cd)pyrene	ug/L	--	--	--	--	--	--	--	--	--	--	--	--
Iodomethane	ug/L	--	--	--	--	--	--	--	--	--	--	--	--
Isodrin	ug/L	--	--	--	--	--	--	--	--	--	--	--	--
Isophorone	ug/L	--	--	--	--	--	--	--	--	--	--	--	--
Isosafrole	ug/L	--	--	--	--	--	--	--	--	--	--	--	--
Kepone	ug/L	--	--	--	--	--	--	--	--	--	--	--	--
Methapyrilene	ug/L	--	--	--	--	--	--	--	--	--	--	--	--
Methyl acrylonitrile	ug/L	--	--	--	--	--	--	--	--	--	--	--	--
Methyl methacrylate	ug/L	--	--	--	--	--	--	--	--	--	--	--	--
Methyl methanesulfonate	ug/L	--	--	--	--	--	--	--	--	--	--	--	--
Methyl parathion	ug/L	--	--	--	--	--	--	--	--	--	--	--	--
3-Methylcholanthrene	ug/L	--	--	--	--	--	--	--	--	--	--	--	--
2-Methylnaphthalene	ug/L	--	--	--	--	--	--	--	--	--	--	--	--
2-Methylphenol	ug/L	--	--	--	--	--	--	--	--	--	--	--	--
3&4-Methylphenol	ug/L	--	--	--	--	--	--	--	--	--	--	--	--
4-Methylphenol	ug/L	--	--	--	--	--	--	--	--	--	--	--	--
Naphthalene	ug/L	--	--	--	--	--	--	--	--	--	--	--	--
1,4-Naphthoquinone	ug/L	--	--	--	--	--	--	--	--	--	--	--	--
1-Naphthylamine	ug/L	--	--	--	--	--	--	--	--	--	--	--	--
2-Naphthylamine	ug/L	--	--	--	--	--	--	--	--	--	--	--	--
2-Nitroaniline	ug/L	--	--	--	--	--	--	--	--	--	--	--	--
3-Nitroaniline	ug/L	--	--	--	--	--	--	--	--	--	--	--	--
4-Nitroaniline	ug/L	--	--	--	--	--	--	--	--	--	--	--	--
Nitrobenzene	ug/L	--	--	--	--	--	--	--	--	--	--	--	--
2-Nitrophenol	ug/L	--	--	--	--	--	--	--	--	--	--	--	--
4-Nitrophenol	ug/L	--	--	--	--	--	--	--	--	--	--	--	--
4-Nitroquinoline-N-oxide	ug/L	--	--	--	--	--	--	--	--	--	--	--	--
N-Nitrosodi-n-butylamine	ug/L	--	--	--	--	--	--	--	--	--	--	--	--
N-Nitrosodi-n-propylamine	ug/L	--	--	--	--	--	--	--	--	--	--	--	--
N-Nitrosodiphenylamine	ug/L	--	--	--	--	--	--	--	--	--	--	--	--
N-Nitrosodiethylamine	ug/L	--	--	--	--	--	--	--	--	--	--	--	--
N-Nitrosodimethylamine	ug/L	--	--	--	--	--	--	--	--	--	--	--	--
N-Nitrosomethylethylamine	ug/L	--	--	--	--	--	--	--	--	--	--	--	--

APPENDIX G.3

GROUNDWATER QUALITY DATA
RFI REPORT
FORMER MANUAL TRANSMISSIONS OF MUNCIE FACILITY
MUNCIE, INDIANA

AOI		*AOI 35*	*AOI 35*	*AOI 35*	*AOI 35*	*AOI 35*	*AOI 35*	*AOI 35*	*AOI 35*	*AOI 35*	*AOI 35*	*AOI 35*	*AOI 35*
Sample Location		*MW-13*	*MW-13*	*MW-13*	*MW-13*	*MW-13*	*MW-13*	*MW-13*	*MW-13*	*MW-13*	*MW-13*	*MW-13*	*MW-13*
Sample Identification		*MW-13*	*MW-13*	*MW-13*	*MW-13*	*MW-201*	*MW-13*	*MW-13*	*MW-13*	*MW-13*	*MW-13*	*MW-13*	*MW-13*
Sample Date		*10/1/1989*	*1/1/1990*	*7/10/1990*	*7/11/1990*	*7/11/1990*	*12/1/1991*	*6/1/1994*	*3/21/1996*	*5/2/1997*	*9/17/1997*	*1/14/1998*	*10/1/1998*
Sample Depth		*-*	*-*	*-*	*-*	*-*	*-*	*-*	*-*	*-*	*-*	*-*	*-*
Sample Depth													
	Units												
SVOCs (Continued)													
N-Nitrosomorpholine	ug/L	--	--	--	--	--	--	--	--	--	--	--	--
N-Nitrosopiperidine	ug/L	--	--	--	--	--	--	--	--	--	--	--	--
N-Nitrosopyrrolidine	ug/L	--	--	--	--	--	--	--	--	--	--	--	--
2,2'-Oxybis(1-chloropropane) (bis(2-Chloroisopropyl) ether)	ug/L	--	--	--	--	--	--	--	--	--	--	--	--
Pentachlorobenzene	ug/L	--	--	--	--	--	--	--	--	--	--	--	--
Pentachloroethane	ug/L	--	--	--	--	--	--	--	--	--	--	--	--
Pentachloronitrobenzene	ug/L	--	--	--	--	--	--	--	--	--	--	--	--
Pentachlorophenol	ug/L	--	--	--	--	--	--	--	--	--	--	--	--
Phenacetin	ug/L	--	--	--	--	--	--	--	--	--	--	--	--
Phenanthrene	ug/L	--	--	--	--	--	--	--	--	--	--	--	--
Phenol	ug/L	--	--	--	--	--	--	--	--	--	--	--	--
p-Phenylenediamine	ug/L	--	--	--	--	--	--	--	--	--	--	--	--
Phorate	ug/L	--	--	--	--	--	--	--	--	--	--	--	--
2-Picoline	ug/L	--	--	--	--	--	--	--	--	--	--	--	--
Pronamide	ug/L	--	--	--	--	--	--	--	--	--	--	--	--
Propionitrile (ethyl cyanide)	ug/L	--	--	--	--	--	--	--	--	--	--	--	--
Pyrene	ug/L	--	--	--	--	--	--	--	--	--	--	--	--
Pyridine	ug/L	--	--	--	--	--	--	--	--	--	--	--	--
Safrole	ug/L	--	--	--	--	--	--	--	--	--	--	--	--
1,2,4,5-Tetrachlorobenzene	ug/L	--	--	--	--	--	--	--	--	--	--	--	--
1,1,1,2-Tetrachloroethane	ug/L	--	--	--	--	--	--	--	--	--	--	--	--
2,3,4,6-Tetrachlorophenol	ug/L	--	--	--	--	--	--	--	--	--	--	--	--
Thionazin (O,O-diethyl-O-2-pyrazinyl phosphorothioate)	ug/L	--	--	--	--	--	--	--	--	--	--	--	--
o-Toluidine A	ug/L	--	--	--	--	--	--	--	--	--	--	--	--
5-Nitro-2-toluidine	ug/L	--	--	--	--	--	--	--	--	--	--	--	--
2,4,5-Trichlorophenol	ug/L	--	--	--	--	--	--	--	--	--	--	--	--
2,4,6-Trichlorophenol	ug/L	--	--	--	--	--	--	--	--	--	--	--	--
1,2,3-Trichloropropane	ug/L	--	--	--	--	--	--	--	--	--	--	--	--
0,0,0-Triethylphosphorothioate	ug/L	--	--	--	--	--	--	--	--	--	--	--	--
1,3,5-Trinitrobenzene	ug/L	--	--	--	--	--	--	--	--	--	--	--	--
PCBs													
Aroclor-1016 (PCB-1016)	ug/L	--	--	--	--	--	--	--	--	--	--	--	--
Aroclor-1221 (PCB-1221)	ug/L	--	--	--	--	--	--	--	--	--	--	--	--
Aroclor-1232 (PCB-1232)	ug/L	--	--	--	--	--	--	--	--	--	--	--	--
Aroclor-1242 (PCB-1242)	ug/L	--	--	--	--	--	--	--	--	--	--	--	--
Aroclor-1248 (PCB-1248)	ug/L	--	--	--	--	--	--	--	--	--	--	--	--
Aroclor-1254 (PCB-1254)	ug/L	--	--	--	--	--	--	--	--	--	--	--	--
Aroclor-1260 (PCB-1260)	ug/L	--	--	--	--	--	--	--	--	--	--	--	--
Total PCBs	ug/L	--	--	--	--	--	--	--	--	--	--	--	--
Total Petroleum Hydrocarbons (TPH)													
Total Petroleum Hydrocarbons - Purgeable (GRO)	ug/L	--	--	--	--	--	--	--	--	--	--	--	--

APPENDIX G.3

GROUNDWATER QUALITY DATA
RFI REPORT
FORMER MANUAL TRANSMISSIONS OF MUNCIE FACILITY
MUNCIE, INDIANA

AOI		*AOI 35*	*AOI 35*	*AOI 35*	*AOI 35*	*AOI 35*	*AOI 35*	*AOI 35*	*AOI 35*	*AOI 35*	*AOI 35*	*AOI 35*	*AOI 35*
Sample Location		***MW-13***	***MW-13***	***MW-13***	***MW-13***	***MW-13***	***MW-13***	***MW-13***	***MW-13***	***MW-13***	***MW-13***	***MW-13***	***MW-13***
Sample Identification		***MW-13***	***MW-13***	***MW-13***	***MW-13***	***MW-201***	***MW-13***	***MW-13***	***MW-13***	***MW-13***	***MW-13***	***MW-13***	***MW-13***
Sample Date		***10/1/1989***	***1/1/1990***	***7/10/1990***	***7/11/1990***	***7/11/1990***	***12/1/1991***	***6/1/1994***	***3/21/1996***	***5/2/1997***	***9/17/1997***	***1/14/1998***	***10/1/1998***
Sample Depth		*-*	*-*	*-*	*-*	*-*	*-*	*-*	*-*	*-*	*-*	*-*	*-*
Sample Depth													
	Units												
Metals													
Aluminum	ug/L	--	--	--	--	--	--	--	--	--	--	--	--
Antimony	ug/L	--	--	--	--	--	--	--	--	--	--	--	--
Arsenic	ug/L	--	--	--	--	--	--	--	--	--	--	--	--
Arsenic (dissolved)	ug/L	--	--	--	--	--	--	--	--	--	--	--	--
Barium	ug/L	--	--	--	--	--	--	--	--	--	--	--	--
Barium (dissolved)	ug/L	--	--	--	--	--	--	--	--	--	--	--	--
Beryllium	ug/L	--	--	--	--	--	--	--	--	--	--	--	--
Cadmium	ug/L	--	--	--	--	--	--	--	--	--	--	--	--
Cadmium (dissolved)	ug/L	--	--	--	--	--	--	--	--	--	--	--	--
Calcium	ug/L	--	--	--	--	--	--	--	--	--	--	--	--
Calcium (dissolved)	ug/L	--	--	--	--	--	--	--	--	--	--	--	--
Chromium	ug/L	--	--	--	--	--	--	--	--	--	--	--	--
Chromium (dissolved)	ug/L	--	--	--	--	--	--	--	--	--	--	--	--
Cobalt	ug/L	--	--	--	--	--	--	--	--	--	--	--	--
Copper	ug/L	--	--	--	--	--	--	--	--	--	--	--	--
Copper (dissolved)	ug/L	--	--	--	--	--	--	--	--	--	--	--	--
Iron	ug/L	--	--	--	--	--	--	--	--	--	--	--	--
Iron (dissolved)	ug/L	--	--	--	--	--	--	--	--	--	--	--	--
Lead	ug/L	--	--	--	--	--	--	--	--	--	--	--	--
Lead (dissolved)	ug/L	--	--	--	--	--	--	--	--	--	--	--	--
Magnesium	ug/L	--	--	--	--	--	--	--	--	--	--	--	--
Magnesium (dissolved)	ug/L	--	--	--	--	--	--	--	--	--	--	--	--
Manganese	ug/L	--	--	--	--	--	--	--	--	--	--	--	--
Manganese (dissolved)	ug/L	--	--	--	--	--	--	--	--	--	--	--	--
Mercury	ug/L	--	--	--	--	--	--	--	--	--	--	--	--
Mercury (dissolved)	ug/L	--	--	--	--	--	--	--	--	--	--	--	--
Nickel	ug/L	--	--	--	--	--	--	--	--	--	--	--	--
Nickel (dissolved)	ug/L	--	--	--	--	--	--	--	--	--	--	--	--
Potassium	ug/L	--	--	--	--	--	--	--	--	--	--	--	--
Selenium	ug/L	--	--	--	--	--	--	--	--	--	--	--	--
Selenium (dissolved)	ug/L	--	--	--	--	--	--	--	--	--	--	--	--
Silver	ug/L	--	--	--	--	--	--	--	--	--	--	--	--
Silver (dissolved)	ug/L	--	--	--	--	--	--	--	--	--	--	--	--
Sodium	ug/L	--	--	--	--	--	--	--	--	--	--	--	--
Thallium	ug/L	--	--	--	--	--	--	--	--	--	--	--	--
Vanadium	ug/L	--	--	--	--	--	--	--	--	--	--	--	--
Zinc	ug/L	--	--	--	--	--	--	--	--	--	--	--	--
Zinc (dissolved)	ug/L	--	--	--	--	--	--	--	--	--	--	--	--

APPENDIX G.3

GROUNDWATER QUALITY DATA
RFI REPORT
FORMER MANUAL TRANSMISSIONS OF MUNCIE FACILITY
MUNCIE, INDIANA

AOI		*AOI 35*	*AOI 35*	*AOI 35*	*AOI 35*	*AOI 35*	*AOI 35*	*AOI 35*	*AOI 35*	*AOI 35*	*AOI 35*	*AOI 35*	*AOI 35*
Sample Location		***MW-13***	***MW-13***	***MW-13***	***MW-13***	***MW-13***	***MW-13***	***MW-13***	***MW-13***	***MW-13***	***MW-13***	***MW-13***	***MW-13***
Sample Identification		***MW-13***	***MW-13***	***MW-13***	***MW-13***	***MW-201***	***MW-13***	***MW-13***	***MW-13***	***MW-13***	***MW-13***	***MW-13***	***MW-13***
Sample Date		***10/1/1989***	***1/1/1990***	***7/10/1990***	***7/11/1990***	***7/11/1990***	***12/1/1991***	***6/1/1994***	***3/21/1996***	***5/2/1997***	***9/17/1997***	***1/14/1998***	***10/1/1998***
Sample Depth		*-*	*-*	*-*	*-*	*-*	*-*	*-*	*-*	*-*	*-*	*-*	*-*
Sample Depth													
	Units												
Gas													
Ethane	ug/L	--	--	--	--	--	--	--	--	--	--	--	--
Ethene	ug/L	--	--	--	--	--	--	--	--	--	--	--	--
Methane	ug/L	--	--	--	--	--	--	--	--	--	--	--	--
General Chemistry													
Alkalinity, bicarbonate	ug/L	--	--	--	--	--	--	--	--	--	--	--	--
Alkalinity, carbonate	ug/L	--	--	--	--	--	--	--	--	--	--	--	--
Bicarbonate (as CaCO3)	ug/L	--	--	--	--	--	--	--	--	--	--	--	--
Chloride	ug/L	--	--	--	--	--	--	--	--	--	--	--	--
Dissolved organic carbon (DOC)	ug/L	--	--	--	--	--	--	--	--	--	--	--	--
Hardness	ug/L	--	--	--	--	--	--	--	--	--	--	--	--
Hardness, carbonate	ug/L	--	--	--	--	--	--	--	--	--	--	--	--
Nitrate (as N)	ug/L	--	--	--	--	--	--	--	--	--	--	--	--
Nitrite (as N)	ug/L	--	--	--	--	--	--	--	--	--	--	--	--
pH	s.u.	--	--	--	--	--	--	--	--	--	--	--	--
Sulfate	ug/L	--	--	--	--	--	--	--	--	--	--	--	--
Sulfide	ug/L	--	--	--	--	--	--	--	--	--	--	--	--
Total dissolved solids (TDS)	ug/L	--	--	--	--	--	--	--	--	--	--	--	--
Total organic carbon (TOC)	ug/L	--	--	--	--	--	--	--	--	--	--	--	--

Notes
ug/L - Micrograms per litre
"-" - No value
U - Not detected at the associated reporting limit
J - Estimated concentration
UJ - Not detected; associated reporting limit is estimated
R - Rejected
s.u. - Standard units
nc - No criteria
ND - Non Detect (calculation)
BOLD[abc] Concentration exceeds associated screening level
IDEM Appendix A: Screening Levels Remedation Closure Guide - March 25, 2014
a - Exceeds IDEM residential tap screening levels
b - Exceeds IDEM residential vapor exposure screening levels
c - Exceeds IDEM commercial/industrial vapor screening levels

APPENDIX G.3

GROUNDWATER QUALITY DATA
RFI REPORT
FORMER MANUAL TRANSMISSIONS OF MUNCIE FACILITY
MUNCIE, INDIANA

AOI		*AOI 35*	*AOI 35*	*AOI 35*	*AOI 35*	*AOI 35*	*AOI 35*	*AOI 35*
Sample Location		*MW-13*	*MW-13*	*MW-13*	*MW-13*	*MW-13*	*MW-13*	*MW-13*
Sample Identification		*MW-13*	*MW-13*	*MW-13*	*GW-17330-100902-EH-022*	*GW-072304-MR-031*	*GW-072304-MR-033*	*GW-017330-042805-TP-016*
Sample Date		*4/1/1999*	*10/1/2000*	*3/27/2001*	*10/9/2002*	*7/23/2004*	*7/23/2004*	*4/28/2005*
Sample Depth		-	-	-	-	-	-	-
Sample Depth								
	Units							
Volatile Organic Compounds (VOCs)								
Acetone	ug/L	U	U	U	62 UJ	20 U	20 U	12 U
Benzene	ug/L	U	U	U	3.0	1.6 J	1.6 J	1.5 U
Bromodichloromethane	ug/L	U	U	U	2.5 U	2.0 U	2.0 U	1.2 U
Bromoform	ug/L	--	--	--	2.5 U	2.0 U	2.0 U	1.2 U
Bromomethane (Methyl bromide)	ug/L	--	--	--	2.5 U	2.0 U	2.0 U	1.2 U
2-Butanone (Methyl ethyl ketone) (MEK)	ug/L	U	U	U	62 U	20 U	20 U	12 U
Carbon disulfide	ug/L	--	--	--	12 U	2.0 U	2.0 U	1.2 U
Carbon tetrachloride	ug/L	--	--	--	2.5 U	2.0 U	2.0 U	1.2 U
Chlorobenzene	ug/L	U	U	U	2.5 U	2.0 U	2.0 U	1.2 U
Chloroethane	ug/L	U	U	U	2.5 U	2.8	2.6	2.8
2-Chloroethyl vinyl ether	ug/L	U	U	--	--	--	--	--
Chloroform (Trichloromethane)	ug/L	U	U	U	2.5 U	2.0 U	2.0 U	1.2 U
Chloromethane (Methyl chloride)	ug/L	U	U	U	2.5 U	2.0 U	2.0 U	1.2 U
Cyclohexane	ug/L	--	--	--	2.5 U	2.0 U	2.0 U	1.2 U
1,2-Dibromo-3-chloropropane (DBCP)	ug/L	--	--	--	2.5 U	4.0 U	4.0 U	2.5 U
Dibromochloromethane	ug/L	--	--	--	2.5 U	2.0 U	2.0 U	1.2 U
1,2-Dibromoethane (Ethylene dibromide)	ug/L	--	--	--	2.5 U	2.0 U	2.0 U	1.2 U
1,2-Dichlorobenzene	ug/L	--	--	--	2.5 U	2.0 U	2.0 U	1.2 U
1,3-Dichlorobenzene	ug/L	--	--	--	2.5 U	2.0 U	2.0 U	1.2 U
1,4-Dichlorobenzene	ug/L	--	--	--	2.5 U	2.0 U	2.0 U	1.2 U
Dichlorodifluoromethane (CFC-12)	ug/L	--	--	--	2.5 U	2.0 U	2.0 U	1.2 U
1,1-Dichloroethane	ug/L	9.4	4.8	5	4.6	7.7	7.4	2.9
1,2-Dichloroethane	ug/L	U	U	1.3	1.6 J	2.0 U	2.0 U	0.62 J
1,2-Dichloroethene (total)	ug/L	U	U	--	--	--	--	--
1,1-Dichloroethene	ug/L	1.4	3.6	U	1.2 J	2.0 U	0.59 J	0.38 J
cis-1,2-Dichloroethene	ug/L	55	35	31	68	30	29	27
trans-1,2-Dichloroethene	ug/L	5.2	3.2	2.7	5.7	2.0	1.9 J	3.3 U
1,2-Dichloropropane	ug/L	--	--	--	2.5 U	2.0 U	2.0 U	1.2 U
cis-1,3-Dichloropropene	ug/L	--	--	--	2.5 U	2.0 U	2.0 U	1.2 U
trans-1,3-Dichloropropene	ug/L	--	--	--	2.5 UJ	2.0 U	2.0 U	1.2 U
Ethylbenzene	ug/L	U	U	U	2.5 U	2.0 U	2.0 U	1.2 U
2-Hexanone	ug/L	U	U	U	120 U	20 U	20 U	12 U
Isopropyl benzene	ug/L	--	--	--	12 U	2.0 U	2.0 U	1.2 U
Methyl acetate	ug/L	--	--	--	25 U	20 U	20 U	12 U
Methyl cyclohexane	ug/L	--	--	--	2.5 U	2.0 U	2.0 U	1.2 U
Methyl tert butyl ether (MTBE)	ug/L	--	--	--	12 U	10 U	10 U	6.2 U
4-Methyl-2-pentanone (Methyl isobutyl ketone) (MIBK)	ug/L	--	--	--	120 U	20 U	20 U	12 U
Methylene chloride	ug/L	U	U	U	12 U	2.0 U	2.0 U	1.2 U
Styrene	ug/L	--	--	--	2.5 U	0.38 J	2.0 U	1.2 U
VOCs (Continued)								

APPENDIX G.3

GROUNDWATER QUALITY DATA
RFI REPORT
FORMER MANUAL TRANSMISSIONS OF MUNCIE FACILITY
MUNCIE, INDIANA

AOI		*AOI 35*	*AOI 35*	*AOI 35*	*AOI 35*	*AOI 35*	*AOI 35*	*AOI 35*
Sample Location		***MW-13***	***MW-13***	***MW-13***	***MW-13***	***MW-13***	***MW-13***	***MW-13***
Sample Identification		***MW-13***	***MW-13***	***MW-13***	***GW-17330-100902-EH-022***	***GW-072304-MR-031***	***GW-072304-MR-033***	***GW-017330-042805-TP-016***
Sample Date		***4/1/1999***	***10/1/2000***	***3/27/2001***	***10/9/2002***	***7/23/2004***	***7/23/2004***	***4/28/2005***
Sample Depth		-	-	-	-	-	-	-
Sample Depth								
	Units							
1,1,2,2-Tetrachloroethane	ug/L	--	--	--	2.5 U	2.0 U	2.0 U	1.2 U
Tetrachloroethene	ug/L	U	U	U	2.5 U	**67**[a]	**69**[a]	1.2 U
Toluene	ug/L	U	U	U	2.5 U	2.0 U	2.0 U	1.2 U
1,2,4-Trichlorobenzene	ug/L	--	--	--	12 U	2.0 U	2.0 U	1.2 U
1,1,1-Trichloroethane	ug/L	U	U	U	2.5 U	2.0 U	2.0 U	1.2 U
1,1,2-Trichloroethane	ug/L	--	--	--	2.5 U	2.0 U	2.0 U	1.2 U
Trichloroethene	ug/L	2.6	U	U	1.3 J	0.78 J	0.77 J	4.2 U
Trichlorofluoromethane (CFC-11)	ug/L	--	--	--	2.5 U	2.0 U	2.0 U	1.2 U
Trifluorotrichloroethane (Freon 113)	ug/L	--	--	--	2.5 U	2.0 U	2.0 U	1.2 U
Vinyl acetate	ug/L	--	--	--	--	--	--	--
Vinyl chloride	ug/L	**25**[ab]	**33**[ab]	**22**[ab]	**17**[ab]	**19**[ab]	**20**[ab]	**14**[ab]
Xylenes (total)	ug/L	U	U	U	7.5 U	4.0 U	4.0 U	2.5 U
Semi-Volatile Organic Compounds (SVOCs)								
Acenaphthene	ug/L	--	--	--	--	--	--	--
Acenaphthylene	ug/L	--	--	--	--	--	--	--
Acetonitrile	ug/L	--	--	--	--	--	--	--
Acetophenone	ug/L	--	--	--	--	--	--	--
2-Acetylaminofluorene	ug/L	--	--	--	--	--	--	--
Acrolein	ug/L	--	--	--	--	--	--	--
Acrylonitrile	ug/L	--	--	--	--	--	--	--
Allyl chloride	ug/L	--	--	--	--	--	--	--
4-Aminobiphenyl	ug/L	--	--	--	--	--	--	--
Aniline	ug/L	--	--	--	--	--	--	--
Anthracene	ug/L	--	--	--	--	--	--	--
Aramite	ug/L	--	--	--	--	--	--	--
Atrazine	ug/L	--	--	--	--	--	--	--
Benzaldehyde	ug/L	--	--	--	--	--	--	--
Benzidine	ug/L	--	--	--	--	--	--	--
Benzo(a)anthracene	ug/L	--	--	--	--	--	--	--
Benzo(a)pyrene	ug/L	--	--	--	--	--	--	--
Benzo(b)fluoranthene	ug/L	--	--	--	--	--	--	--
Benzo(g,h,i)perylene	ug/L	--	--	--	--	--	--	--
Benzo(k)fluoranthene	ug/L	--	--	--	--	--	--	--
Benzoic acid	ug/L	--	--	--	--	--	--	--
Benzyl alcohol	ug/L	--	--	--	--	--	--	--
Biphenyl (1,1-Biphenyl)	ug/L	--	--	--	--	--	--	--
4-Bromophenyl phenyl ether	ug/L	--	--	--	--	--	--	--
Butyl benzylphthalate (BBP)	ug/L	--	--	--	--	--	--	--
Caprolactam	ug/L	--	--	--	--	--	--	--
Carbazole	ug/L	--	--	--	--	--	--	--
4-Chloro-3-methylphenol	ug/L	--	--	--	--	--	--	--
4-Chloroaniline	ug/L	--	--	--	--	--	--	--
Chlorobenzilate	ug/L	--	--	--	--	--	--	--
bis(2-Chloroethoxy)methane	ug/L	--	--	--	--	--	--	--
bis(2-Chloroethyl)ether	ug/L	--	--	--	--	--	--	--

APPENDIX G.3

GROUNDWATER QUALITY DATA
RFI REPORT
FORMER MANUAL TRANSMISSIONS OF MUNCIE FACILITY
MUNCIE, INDIANA

AOI		*AOI 35*	*AOI 35*	*AOI 35*	*AOI 35*	*AOI 35*	*AOI 35*	*AOI 35*
Sample Location		*MW-13*	*MW-13*	*MW-13*	*MW-13*	*MW-13*	*MW-13*	*MW-13*
Sample Identification		*MW-13*	*MW-13*	*MW-13*	*GW-17330-100902-EH-022*	*GW-072304-MR-031*	*GW-072304-MR-033*	*GW-017330-042805-TP-016*
Sample Date		*4/1/1999*	*10/1/2000*	*3/27/2001*	*10/9/2002*	*7/23/2004*	*7/23/2004*	*4/28/2005*
Sample Depth		*-*	*-*	*-*	*-*	*-*	*-*	*-*
Sample Depth								
	Units							
2-Chloronaphthalene	ug/L	--	--	--	--	--	--	--
2-Chlorophenol	ug/L	--	--	--	--	--	--	--
4-Chlorophenyl phenyl ether	ug/L	--	--	--	--	--	--	--
Chloroprene	ug/L	--	--	--	--	--	--	--
Chrysene	ug/L	--	--	--	--	--	--	--
Cresol isomers	ug/L	--	--	--	--	--	--	--
Diallate	ug/L	--	--	--	--	--	--	--
Dibenz(a,h)anthracene	ug/L	--	--	--	--	--	--	--
Dibenzofuran	ug/L	--	--	--	--	--	--	--
Dibromochloromethane	ug/L	U	U	U	--	--	--	--
Dibromomethane	ug/L	--	--	--	--	--	--	--
trans-1,4-Dichloro-2-butene	ug/L	--	--	--	--	--	--	--
3,3'-Dichlorobenzidine	ug/L	--	--	--	--	--	--	--
2,4-Dichlorophenol	ug/L	--	--	--	--	--	--	--
2,6-Dichlorophenol	ug/L	--	--	--	--	--	--	--
Diethyl phthalate	ug/L	--	--	--	--	--	--	--
Dimethoate	ug/L	--	--	--	--	--	--	--
Dimethyl phthalate	ug/L	--	--	--	--	--	--	--
p-Dimethylaminoazobenzene A	ug/L	--	--	--	--	--	--	--
7,12-Dimethylbenz(a)anthracene	ug/L	--	--	--	--	--	--	--
3,3-Dimethylbenzidine	ug/L	--	--	--	--	--	--	--
a,a-Dimethylphenethylamine	ug/L	--	--	--	--	--	--	--
2,4-Dimethylphenol	ug/L	--	--	--	--	--	--	--
Di-n-butylphthalate (DBP)	ug/L	--	--	--	--	--	--	--
4,6-Dinitro-2-methylphenol	ug/L	--	--	--	--	--	--	--
Dinitrobenzene, NOS	ug/L	--	--	--	--	--	--	--
2,4-Dinitrophenol	ug/L	--	--	--	--	--	--	--
2,4-Dinitrotoluene	ug/L	--	--	--	--	--	--	--
2,6-Dinitrotoluene	ug/L	--	--	--	--	--	--	--
Di-n-octyl phthalate (DnOP)	ug/L	--	--	--	--	--	--	--
1,4-Dioxane	ug/L	--	--	--	--	--	--	--
Diphenylamine	ug/L	--	--	--	--	--	--	--
1,2-Diphenylhydrazine	ug/L	--	--	--	--	--	--	--
Disulfoton	ug/L	--	--	--	--	--	--	--

APPENDIX G.3

GROUNDWATER QUALITY DATA
RFI REPORT
FORMER MANUAL TRANSMISSIONS OF MUNCIE FACILITY
MUNCIE, INDIANA

AOI		*AOI 35*	*AOI 35*	*AOI 35*	*AOI 35*	*AOI 35*	*AOI 35*	*AOI 35*
Sample Location		*MW-13*	*MW-13*	*MW-13*	*MW-13*	*MW-13*	*MW-13*	*MW-13*
Sample Identification		*MW-13*	*MW-13*	*MW-13*	*GW-17330-100902-EH-022*	*GW-072304-MR-031*	*GW-072304-MR-033*	*GW-017330-042805-TP-016*
Sample Date		*4/1/1999*	*10/1/2000*	*3/27/2001*	*10/9/2002*	*7/23/2004*	*7/23/2004*	*4/28/2005*
Sample Depth		*-*	*-*	*-*	*-*	*-*	*-*	*-*
Sample Depth								
	Units							
SVOCs (Continued)								
Ethyl methacrylate	ug/L	--	--	--	--	--	--	--
Ethyl methanesulfonate	ug/L	--	--	--	--	--	--	--
bis(2-Ethylhexyl)phthalate (DEHP)	ug/L	--	--	--	--	--	--	--
Famphur	ug/L	--	--	--	--	--	--	--
Fluoranthene	ug/L	--	--	--	--	--	--	--
Fluorene	ug/L	--	--	--	--	--	--	--
Hexachlorobenzene	ug/L	--	--	--	--	--	--	--
Hexachlorobutadiene	ug/L	--	--	--	--	--	--	--
Hexachlorocyclopentadiene	ug/L	--	--	--	--	--	--	--
Hexachloroethane	ug/L	--	--	--	--	--	--	--
Hexachlorophene A	ug/L	--	--	--	--	--	--	--
Hexachloropropene	ug/L	--	--	--	--	--	--	--
Indeno(1,2,3-cd)pyrene	ug/L	--	--	--	--	--	--	--
Iodomethane	ug/L	--	--	--	--	--	--	--
Isodrin	ug/L	--	--	--	--	--	--	--
Isophorone	ug/L	--	--	--	--	--	--	--
Isosafrole	ug/L	--	--	--	--	--	--	--
Kepone	ug/L	--	--	--	--	--	--	--
Methapyrilene	ug/L	--	--	--	--	--	--	--
Methyl acrylonitrile	ug/L	--	--	--	--	--	--	--
Methyl methacrylate	ug/L	--	--	--	--	--	--	--
Methyl methanesulfonate	ug/L	--	--	--	--	--	--	--
Methyl parathion	ug/L	--	--	--	--	--	--	--
3-Methylcholanthrene	ug/L	--	--	--	--	--	--	--
2-Methylnaphthalene	ug/L	--	--	--	--	--	--	--
2-Methylphenol	ug/L	--	--	--	--	--	--	--
3&4-Methylphenol	ug/L	--	--	--	--	--	--	--
4-Methylphenol	ug/L	--	--	--	--	--	--	--
Naphthalene	ug/L	--	--	--	--	--	--	--
1,4-Naphthoquinone	ug/L	--	--	--	--	--	--	--
1-Naphthylamine	ug/L	--	--	--	--	--	--	--
2-Naphthylamine	ug/L	--	--	--	--	--	--	--
2-Nitroaniline	ug/L	--	--	--	--	--	--	--
3-Nitroaniline	ug/L	--	--	--	--	--	--	--
4-Nitroaniline	ug/L	--	--	--	--	--	--	--
Nitrobenzene	ug/L	--	--	--	--	--	--	--
2-Nitrophenol	ug/L	--	--	--	--	--	--	--
4-Nitrophenol	ug/L	--	--	--	--	--	--	--
4-Nitroquinoline-N-oxide	ug/L	--	--	--	--	--	--	--
N-Nitrosodi-n-butylamine	ug/L	--	--	--	--	--	--	--
N-Nitrosodi-n-propylamine	ug/L	--	--	--	--	--	--	--
N-Nitrosodiphenylamine	ug/L	--	--	--	--	--	--	--
N-Nitrosodiethylamine	ug/L	--	--	--	--	--	--	--
N-Nitrosodimethylamine	ug/L	--	--	--	--	--	--	--
N-Nitrosomethylethylamine	ug/L	--	--	--	--	--	--	--

APPENDIX G.3

GROUNDWATER QUALITY DATA
RFI REPORT
FORMER MANUAL TRANSMISSIONS OF MUNCIE FACILITY
MUNCIE, INDIANA

AOI		*AOI 35*	*AOI 35*	*AOI 35*	*AOI 35*	*AOI 35*	*AOI 35*	*AOI 35*
Sample Location		*MW-13*	*MW-13*	*MW-13*	*MW-13*	*MW-13*	*MW-13*	*MW-13*
Sample Identification		*MW-13*	*MW-13*	*MW-13*	*GW-17330-100902-EH-022*	*GW-072304-MR-031*	*GW-072304-MR-033*	*GW-017330-042805-TP-016*
Sample Date		*4/1/1999*	*10/1/2000*	*3/27/2001*	*10/9/2002*	*7/23/2004*	*7/23/2004*	*4/28/2005*
Sample Depth		*-*	*-*	*-*	*-*	*-*	*-*	*-*
Sample Depth								
	Units							
SVOCs (Continued)								
N-Nitrosomorpholine	ug/L	--	--	--	--	--	--	--
N-Nitrosopiperidine	ug/L	--	--	--	--	--	--	--
N-Nitrosopyrrolidine	ug/L	--	--	--	--	--	--	--
2,2'-Oxybis(1-chloropropane) (bis(2-Chloroisopropyl) ether)	ug/L	--	--	--	--	--	--	--
Pentachlorobenzene	ug/L	--	--	--	--	--	--	--
Pentachloroethane	ug/L	--	--	--	--	--	--	--
Pentachloronitrobenzene	ug/L	--	--	--	--	--	--	--
Pentachlorophenol	ug/L	--	--	--	--	--	--	--
Phenacetin	ug/L	--	--	--	--	--	--	--
Phenanthrene	ug/L	--	--	--	--	--	--	--
Phenol	ug/L	--	--	--	--	--	--	--
p-Phenylenediamine	ug/L	--	--	--	--	--	--	--
Phorate	ug/L	--	--	--	--	--	--	--
2-Picoline	ug/L	--	--	--	--	--	--	--
Pronamide	ug/L	--	--	--	--	--	--	--
Propionitrile (ethyl cyanide)	ug/L	--	--	--	--	--	--	--
Pyrene	ug/L	--	--	--	--	--	--	--
Pyridine	ug/L	--	--	--	--	--	--	--
Safrole	ug/L	--	--	--	--	--	--	--
1,2,4,5-Tetrachlorobenzene	ug/L	--	--	--	--	--	--	--
1,1,1,2-Tetrachloroethane	ug/L	--	--	--	--	--	--	--
2,3,4,6-Tetrachlorophenol	ug/L	--	--	--	--	--	--	--
Thionazin (O,O-diethyl-O-2-pyrazinyl phosphorothioate)	ug/L	--	--	--	--	--	--	--
o-Toluidine A	ug/L	--	--	--	--	--	--	--
5-Nitro-2-toluidine	ug/L	--	--	--	--	--	--	--
2,4,5-Trichlorophenol	ug/L	--	--	--	--	--	--	--
2,4,6-Trichlorophenol	ug/L	--	--	--	--	--	--	--
1,2,3-Trichloropropane	ug/L	--	--	--	--	--	--	--
0,0,0-Triethylphosphorothioate	ug/L	--	--	--	--	--	--	--
1,3,5-Trinitrobenzene	ug/L	--	--	--	--	--	--	--
PCBs								
Aroclor-1016 (PCB-1016)	ug/L	--	--	--	--	--	--	--
Aroclor-1221 (PCB-1221)	ug/L	--	--	--	--	--	--	--
Aroclor-1232 (PCB-1232)	ug/L	--	--	--	--	--	--	--
Aroclor-1242 (PCB-1242)	ug/L	--	--	--	--	--	--	--
Aroclor-1248 (PCB-1248)	ug/L	--	--	--	--	--	--	--
Aroclor-1254 (PCB-1254)	ug/L	--	--	--	--	--	--	--
Aroclor-1260 (PCB-1260)	ug/L	--	--	--	--	--	--	--
Total PCBs	ug/L	--	--	--	--	--	--	--
Total Petroleum Hydrocarbons (TPH)								
Total Petroleum Hydrocarbons - Purgeable (GRO)	ug/L	--	--	--	--	--	--	--

APPENDIX G.3

GROUNDWATER QUALITY DATA
RFI REPORT
FORMER MANUAL TRANSMISSIONS OF MUNCIE FACILITY
MUNCIE, INDIANA

AOI		*AOI 35*	*AOI 35*	*AOI 35*	*AOI 35*	*AOI 35*	*AOI 35*	*AOI 35*
Sample Location		*MW-13*	*MW-13*	*MW-13*	*MW-13*	*MW-13*	*MW-13*	*MW-13*
Sample Identification		*MW-13*	*MW-13*	*MW-13*	*GW-17330-100902-EH-022*	*GW-072304-MR-031*	*GW-072304-MR-033*	*GW-017330-042805-TP-016*
Sample Date		*4/1/1999*	*10/1/2000*	*3/27/2001*	*10/9/2002*	*7/23/2004*	*7/23/2004*	*4/28/2005*
Sample Depth		*-*	*-*	*-*	*-*	*-*	*-*	*-*
Sample Depth								
	Units							
Metals								
Aluminum	ug/L	--	--	--	--	--	--	--
Antimony	ug/L	--	--	--	--	--	--	--
Arsenic	ug/L	--	--	--	--	--	--	--
Arsenic (dissolved)	ug/L	--	--	--	--	--	--	--
Barium	ug/L	--	--	--	--	--	--	--
Barium (dissolved)	ug/L	--	--	--	--	--	--	--
Beryllium	ug/L	--	--	--	--	--	--	--
Cadmium	ug/L	--	--	--	--	--	--	--
Cadmium (dissolved)	ug/L	--	--	--	--	--	--	--
Calcium	ug/L	--	--	--	--	--	--	--
Calcium (dissolved)	ug/L	--	--	--	--	97200	90500	89800
Chromium	ug/L	--	--	--	--	--	--	--
Chromium (dissolved)	ug/L	--	--	--	--	--	--	--
Cobalt	ug/L	--	--	--	--	--	--	--
Copper	ug/L	--	--	--	--	--	--	--
Copper (dissolved)	ug/L	--	--	--	--	--	--	--
Iron	ug/L	--	--	--	--	--	--	--
Iron (dissolved)	ug/L	--	--	--	--	--	--	--
Lead	ug/L	--	--	--	--	--	--	--
Lead (dissolved)	ug/L	--	--	--	--	--	--	--
Magnesium	ug/L	--	--	--	--	--	--	--
Magnesium (dissolved)	ug/L	--	--	--	--	37700	35100	32800
Manganese	ug/L	--	--	--	--	--	--	--
Manganese (dissolved)	ug/L	--	--	--	--	280	270	**340**[a]
Mercury	ug/L	--	--	--	--	--	--	--
Mercury (dissolved)	ug/L	--	--	--	--	--	--	--
Nickel	ug/L	--	--	--	--	--	--	--
Nickel (dissolved)	ug/L	--	--	--	--	--	--	--
Potassium	ug/L	--	--	--	--	--	--	--
Selenium	ug/L	--	--	--	--	--	--	--
Selenium (dissolved)	ug/L	--	--	--	--	--	--	--
Silver	ug/L	--	--	--	--	--	--	--
Silver (dissolved)	ug/L	--	--	--	--	--	--	--
Sodium	ug/L	--	--	--	--	--	--	--
Thallium	ug/L	--	--	--	--	--	--	--
Vanadium	ug/L	--	--	--	--	--	--	--
Zinc	ug/L	--	--	--	--	--	--	--
Zinc (dissolved)	ug/L	--	--	--	--	--	--	--

APPENDIX G.3

GROUNDWATER QUALITY DATA
RFI REPORT
FORMER MANUAL TRANSMISSIONS OF MUNCIE FACILITY
MUNCIE, INDIANA

AOI		***AOI 35***	***AOI 35***	***AOI 35***	***AOI 35***	***AOI 35***	***AOI 35***	***AOI 35***
Sample Location		***MW-13***	***MW-13***	***MW-13***	***MW-13***	***MW-13***	***MW-13***	***MW-13***
Sample Identification		***MW-13***	***MW-13***	***MW-13***	***GW-17330-100902-EH-022***	***GW-072304-MR-031***	***GW-072304-MR-033***	***GW-017330-042805-TP-016***
Sample Date		***4/1/1999***	***10/1/2000***	***3/27/2001***	***10/9/2002***	***7/23/2004***	***7/23/2004***	***4/28/2005***
Sample Depth		***-***	***-***	***-***	***-***	***-***	***-***	***-***
Sample Depth								
	Units							
Gas								
Ethane	ug/L	--	--	--	--	36	40	38
Ethene	ug/L	--	--	--	--	0.28 J	0.32 J	0.27 J
Methane	ug/L	--	--	--	--	93	100	140
General Chemistry								
Alkalinity, bicarbonate	ug/L	--	--	--	--	360000	380000	380000
Alkalinity, carbonate	ug/L	--	--	--	--	35000 J	12000 J	36000
Bicarbonate (as CaCO3)	ug/L	--	--	--	--	--	--	--
Chloride	ug/L	--	--	--	--	171000	171000	217000
Dissolved organic carbon (DOC)	ug/L	--	--	--	--	7000 J	10000 J	7000
Hardness	ug/L	--	--	--	--	398000	370000	359000
Hardness, carbonate	ug/L	--	--	--	--	--	--	--
Nitrate (as N)	ug/L	--	--	--	--	100 U	100 U	100 U
Nitrite (as N)	ug/L	--	--	--	--	120	100 U	100 U
pH	s.u.	--	--	--	--	--	--	--
Sulfate	ug/L	--	--	--	--	28800	29100	32200
Sulfide	ug/L	--	--	--	--	--	--	--
Total dissolved solids (TDS)	ug/L	--	--	--	--	--	--	--
Total organic carbon (TOC)	ug/L	--	--	--	--	--	--	--

Notes
ug/L - Micrograms per litre
"-" - No value
U - Not detected at the associated reporting limit
J - Estimated concentration
UJ - Not detected; associated reporting limit is estimated
R - Rejected
s.u. - Standard units
nc - No criteria
ND - Non Detect (calculation)
BOLD[abc] Concentration exceeds associated screening level
IDEM Appendix A: Screening Levels Remedation Closure Guide - March 25, 2014
a - Exceeds IDEM residential tap screening levels
b - Exceeds IDEM residential vapor exposure screening levels
c - Exceeds IDEM commercial/industrial vapor screening levels

APPENDIX G.3

GROUNDWATER QUALITY DATA
RFI REPORT
FORMER MANUAL TRANSMISSIONS OF MUNCIE FACILITY
MUNCIE, INDIANA

AOI		*AOI 35*	*AOI 35*	*AOI 35*	*AOI 35*	*AOI 35*	*AOI 35*
Sample Location		*MW-13*	*MW-13*	*MW-13*	*MW-14*	*MW-14*	*MW-14*
Sample Identification		*GW-017330-101805-MM-008*	*GW-017330-051106-NH-025*	*GW-017324-010609-JP-001*	*MW-14(ABANDONED)*	*MW-14*	*MW-14(ABANDONED)*
Sample Date		*10/18/2005*	*5/11/2006*	*1/6/2009*	*1/1/1989*	*1/1/1990*	*7/10/1990*
Sample Depth		*-*	*-*	*-*	*-*	*-*	*-*
Sample Depth							
	Units						
Volatile Organic Compounds (VOCs)							
Acetone	ug/L	20 U	17 U	14 U	U D U	U	7
Benzene	ug/L	1.4 J	1.4 J	1.4 U	U D U	--	U
Bromodichloromethane	ug/L	2.0 U	1.7 U	1.4 U	U D U	--	--
Bromoform	ug/L	2.0 U	1.7 U	1.4 U	--	--	--
Bromomethane (Methyl bromide)	ug/L	2.0 UJ	1.7 U	1.4 U	--	--	--
2-Butanone (Methyl ethyl ketone) (MEK)	ug/L	20 U	17 U	14 U	U D U	U	U
Carbon disulfide	ug/L	2.0 U	1.7 U	1.4 U	--	U	--
Carbon tetrachloride	ug/L	2.0 U	1.7 U	1.4 U	--	--	--
Chlorobenzene	ug/L	2.0 U	1.7 U	1.4 U	U D U	--	U
Chloroethane	ug/L	2.0 U	0.6 J	1.4 U	U D U	U	U
2-Chloroethyl vinyl ether	ug/L	--	--	--	--	--	--
Chloroform (Trichloromethane)	ug/L	2.0 U	1.7 U	1.4 U	U D U	U	U
Chloromethane (Methyl chloride)	ug/L	2.0 U	1.7 U	1.4 U	U D U	--	U
Cyclohexane	ug/L	2.0 U	--	1.4 U	--	--	--
1,2-Dibromo-3-chloropropane (DBCP)	ug/L	4.0 U	--	2.9 U	--	--	--
Dibromochloromethane	ug/L	2.0 U	1.7 U	1.4 U	U	--	--
1,2-Dibromoethane (Ethylene dibromide)	ug/L	2.0 U	--	1.4 U	--	--	--
1,2-Dichlorobenzene	ug/L	2.0 U	--	1.4 U	--	--	--
1,3-Dichlorobenzene	ug/L	2.0 U	--	1.4 U	--	--	--
1,4-Dichlorobenzene	ug/L	2.0 U	--	1.4 U	--	--	--
Dichlorodifluoromethane (CFC-12)	ug/L	2.0 UJ	--	1.4 U	--	--	--
1,1-Dichloroethane	ug/L	3.3	1.3 J	1.2 J	U D U	U	U
1,2-Dichloroethane	ug/L	0.38 J	1.7 U	0.68 J	U D U	U	U
1,2-Dichloroethene (total)	ug/L	--	--	--	U D U	U	U
1,1-Dichloroethene	ug/L	0.91 J	1.2 J	0.97 J	U D U	--	U
cis-1,2-Dichloroethene	ug/L	53	49	42	U D U	--	--
trans-1,2-Dichloroethene	ug/L	3.6	3.3	2.6	U D U	--	--
1,2-Dichloropropane	ug/L	2.0 U	1.7 U	1.4 U	--	--	--
cis-1,3-Dichloropropene	ug/L	2.0 U	1.7 U	1.4 U	--	--	--
trans-1,3-Dichloropropene	ug/L	2.0 U	1.7 U	1.4 U	--	--	--
Ethylbenzene	ug/L	2.0 U	1.7 U	1.4 U	U D U	--	U
2-Hexanone	ug/L	20 U	17 U	14 U	U D U	--	U
Isopropyl benzene	ug/L	2.0 U	--	1.4 U	--	--	--
Methyl acetate	ug/L	20 U	--	14 U	--	--	--
Methyl cyclohexane	ug/L	2.0 U	--	1.4 U	--	--	--
Methyl tert butyl ether (MTBE)	ug/L	10 U	--	7.2 U	--	--	--
4-Methyl-2-pentanone (Methyl isobutyl ketone) (MIBK)	ug/L	20 U	17 U	14 U	--	--	--
Methylene chloride	ug/L	2.0 U	1.7 UJ	1.4 U	U D U	U	U
Styrene	ug/L	2.0 U	1.7 U	1.4 U	--	--	--
VOCs (Continued)							

APPENDIX G.3

GROUNDWATER QUALITY DATA
RFI REPORT
FORMER MANUAL TRANSMISSIONS OF MUNCIE FACILITY
MUNCIE, INDIANA

AOI		*AOI 35*	*AOI 35*	*AOI 35*	*AOI 35*	*AOI 35*	*AOI 35*
Sample Location		*MW-13*	*MW-13*	*MW-13*	*MW-14*	*MW-14*	*MW-14*
Sample Identification		*GW-017330-101805-MM-008*	*GW-017330-051106-NH-025*	*GW-017324-010609-JP-001*	*MW-14(ABANDONED)*	*MW-14*	*MW-14(ABANDONED)*
Sample Date		*10/18/2005*	*5/11/2006*	*1/6/2009*	*1/1/1989*	*1/1/1990*	*7/10/1990*
Sample Depth		*-*	*-*	*-*	*-*	*-*	*-*
Sample Depth							
	Units						
1,1,2,2-Tetrachloroethane	ug/L	2.0 U	1.7 U	1.4 U	--	--	--
Tetrachloroethene	ug/L	2.0 U	1.7 U	1.4 U	U D U	U	U
Toluene	ug/L	2.0 U	1.7 U	1.4 U	U D U	U	U
1,2,4-Trichlorobenzene	ug/L	2.0 UJ	--	1.4 U	--	--	--
1,1,1-Trichloroethane	ug/L	2.0 U	1.7 U	1.4 U	U D U	U	--
1,1,2-Trichloroethane	ug/L	2.0 U	1.7 U	1.4 U	--	--	--
Trichloroethene	ug/L	3.8	2.9 U	0.48 J	U D U	U	U
Trichlorofluoromethane (CFC-11)	ug/L	2.0 U	--	1.4 U	--	--	--
Trifluorotrichloroethane (Freon 113)	ug/L	2.0 U	--	1.4 U	--	--	--
Vinyl acetate	ug/L	--	--	--	--	--	--
Vinyl chloride	ug/L	**26**[ab]	**12**[ab]	**23**[ab]	U D U	U	U
Xylenes (total)	ug/L	4.0 U	3.3 U	2.9 U	U D U	--	U
Semi-Volatile Organic Compounds (SVOCs)							
Acenaphthene	ug/L	--	0.2 U	0.20 U	--	--	--
Acenaphthylene	ug/L	--	0.2 U	0.20 U	--	--	--
Acetonitrile	ug/L	--	--	--	--	--	--
Acetophenone	ug/L	--	1 U	1.0 U	--	--	--
2-Acetylaminofluorene	ug/L	--	--	--	--	--	--
Acrolein	ug/L	--	--	--	--	--	--
Acrylonitrile	ug/L	--	--	--	--	--	--
Allyl chloride	ug/L	--	--	--	--	--	--
4-Aminobiphenyl	ug/L	--	--	--	--	--	--
Aniline	ug/L	--	--	--	--	--	--
Anthracene	ug/L	--	0.2 U	0.20 U	--	--	--
Aramite	ug/L	--	--	--	--	--	--
Atrazine	ug/L	--	1 U	1.0 U	--	--	--
Benzaldehyde	ug/L	--	1 U	1.0 U	--	--	--
Benzidine	ug/L	--	--	--	--	--	--
Benzo(a)anthracene	ug/L	--	0.2 U	0.20 U	--	--	--
Benzo(a)pyrene	ug/L	--	0.2 U	0.20 U	--	--	--
Benzo(b)fluoranthene	ug/L	--	0.2 U	0.20 U	--	--	--
Benzo(g,h,i)perylene	ug/L	--	0.2 U	0.20 U	--	--	--
Benzo(k)fluoranthene	ug/L	--	0.2 U	0.20 U	--	--	--
Benzoic acid	ug/L	--	--	--	--	--	--
Benzyl alcohol	ug/L	--	--	--	--	--	--
Biphenyl (1,1-Biphenyl)	ug/L	--	1 U	1.0 U	--	--	--
4-Bromophenyl phenyl ether	ug/L	--	2 U	2.0 U	--	--	--
Butyl benzylphthalate (BBP)	ug/L	--	1 U	1.0 U	--	--	--
Caprolactam	ug/L	--	5 U	5.0 U	--	--	--
Carbazole	ug/L	--	1 U	1.0 U	--	--	--
4-Chloro-3-methylphenol	ug/L	--	2 U	2.0 U	--	--	--
4-Chloroaniline	ug/L	--	2 U	2.0 U	--	--	--
Chlorobenzilate	ug/L	--	--	--	--	--	--
bis(2-Chloroethoxy)methane	ug/L	--	1 U	1.0 U	--	--	--
bis(2-Chloroethyl)ether	ug/L	--	1 U	1.0 U	--	--	--

APPENDIX G.3

GROUNDWATER QUALITY DATA
RFI REPORT
FORMER MANUAL TRANSMISSIONS OF MUNCIE FACILITY
MUNCIE, INDIANA

AOI		*AOI 35*	*AOI 35*	*AOI 35*	*AOI 35*	*AOI 35*	*AOI 35*
Sample Location		*MW-13*	*MW-13*	*MW-13*	*MW-14*	*MW-14*	*MW-14*
Sample Identification		*GW-017330-101805-MM-008*	*GW-017330-051106-NH-025*	*GW-017324-010609-JP-001*	*MW-14(ABANDONED)*	*MW-14*	*MW-14(ABANDONED)*
Sample Date		*10/18/2005*	*5/11/2006*	*1/6/2009*	*1/1/1989*	*1/1/1990*	*7/10/1990*
Sample Depth		*-*	*-*	*-*	*-*	*-*	*-*
Sample Depth							
	Units						
2-Chloronaphthalene	ug/L	--	1 U	1.0 U	--	--	--
2-Chlorophenol	ug/L	--	1 U	1.0 U	--	--	--
4-Chlorophenyl phenyl ether	ug/L	--	2 U	2.0 U	--	--	--
Chloroprene	ug/L	--	--	--	--	--	--
Chrysene	ug/L	--	0.2 U	0.20 U	--	--	--
Cresol isomers	ug/L	--	--	--	--	--	--
Diallate	ug/L	--	--	--	--	--	--
Dibenz(a,h)anthracene	ug/L	--	0.2 U	0.20 U	--	--	--
Dibenzofuran	ug/L	--	1 U	1.0 U	--	--	--
Dibromochloromethane	ug/L	--	--	--	U	--	U
Dibromomethane	ug/L	--	--	--	--	--	--
trans-1,4-Dichloro-2-butene	ug/L	--	--	--	--	--	--
3,3'-Dichlorobenzidine	ug/L	--	5 U	5.0 U	--	--	--
2,4-Dichlorophenol	ug/L	--	2 U	2.0 U	--	--	--
2,6-Dichlorophenol	ug/L	--	--	--	--	--	--
Diethyl phthalate	ug/L	--	1 U	1.0 U	--	--	--
Dimethoate	ug/L	--	--	--	--	--	--
Dimethyl phthalate	ug/L	--	1 U	1.0 U	--	--	--
p-Dimethylaminoazobenzene A	ug/L	--	--	--	--	--	--
7,12-Dimethylbenz(a)anthracene	ug/L	--	--	--	--	--	--
3,3-Dimethylbenzidine	ug/L	--	--	--	--	--	--
a,a-Dimethylphenethylamine	ug/L	--	--	--	--	--	--
2,4-Dimethylphenol	ug/L	--	2 U	2.0 U	--	--	--
Di-n-butylphthalate (DBP)	ug/L	--	1 U	1.0 U	--	--	--
4,6-Dinitro-2-methylphenol	ug/L	--	5 U	5.0 U	--	--	--
Dinitrobenzene, NOS	ug/L	--	--	--	--	--	--
2,4-Dinitrophenol	ug/L	--	5 U	5.0 U	--	--	--
2,4-Dinitrotoluene	ug/L	--	5 U	5.0 U	--	--	--
2,6-Dinitrotoluene	ug/L	--	5 U	5.0 U	--	--	--
Di-n-octyl phthalate (DnOP)	ug/L	--	1 U	1.0 U	--	--	--
1,4-Dioxane	ug/L	--	--	--	--	--	--
Diphenylamine	ug/L	--	--	--	--	--	--
1,2-Diphenylhydrazine	ug/L	--	--	--	--	--	--
Disulfoton	ug/L	--	--	--	--	--	--

APPENDIX G.3

GROUNDWATER QUALITY DATA
RFI REPORT
FORMER MANUAL TRANSMISSIONS OF MUNCIE FACILITY
MUNCIE, INDIANA

AOI		*AOI 35*	*AOI 35*	*AOI 35*	*AOI 35*	*AOI 35*	*AOI 35*
Sample Location		*MW-13*	*MW-13*	*MW-13*	*MW-14*	*MW-14*	*MW-14*
Sample Identification		*GW-017330-101805-MM-008*	*GW-017330-051106-NH-025*	*GW-017324-010609-JP-001*	*MW-14(ABANDONED)*	*MW-14*	*MW-14(ABANDONED)*
Sample Date		*10/18/2005*	*5/11/2006*	*1/6/2009*	*1/1/1989*	*1/1/1990*	*7/10/1990*
Sample Depth		*-*	*-*	*-*	*-*	*-*	*-*
Sample Depth							
	Units						
SVOCs (Continued)							
Ethyl methacrylate	ug/L	--	--	--	--	--	--
Ethyl methanesulfonate	ug/L	--	--	--	--	--	--
bis(2-Ethylhexyl)phthalate (DEHP)	ug/L	--	1 U	2.0 U	--	--	--
Famphur	ug/L	--	--	--	--	--	--
Fluoranthene	ug/L	--	0.2 U	0.20 U	--	--	--
Fluorene	ug/L	--	0.2 U	0.20 U	--	--	--
Hexachlorobenzene	ug/L	--	0.2 U	0.20 U	--	--	--
Hexachlorobutadiene	ug/L	--	1 U	1.0 U	--	--	--
Hexachlorocyclopentadiene	ug/L	--	10 U	10 U	--	--	--
Hexachloroethane	ug/L	--	1 U	1.0 U	--	--	--
Hexachlorophene A	ug/L	--	--	--	--	--	--
Hexachloropropene	ug/L	--	--	--	--	--	--
Indeno(1,2,3-cd)pyrene	ug/L	--	0.2 U	0.20 U	--	--	--
Iodomethane	ug/L	--	--	--	--	--	--
Isodrin	ug/L	--	--	--	--	--	--
Isophorone	ug/L	--	1 U	1.0 U	--	--	--
Isosafrole	ug/L	--	--	--	--	--	--
Kepone	ug/L	--	--	--	--	--	--
Methapyrilene	ug/L	--	--	--	--	--	--
Methyl acrylonitrile	ug/L	--	--	--	--	--	--
Methyl methacrylate	ug/L	--	--	--	--	--	--
Methyl methanesulfonate	ug/L	--	--	--	--	--	--
Methyl parathion	ug/L	--	--	--	--	--	--
3-Methylcholanthrene	ug/L	--	--	--	--	--	--
2-Methylnaphthalene	ug/L	--	0.2 U	0.20 U	--	--	--
2-Methylphenol	ug/L	--	1 U	1.0 U	--	--	--
3&4-Methylphenol	ug/L	--	--	--	--	--	--
4-Methylphenol	ug/L	--	1 U	1.0 U	--	--	--
Naphthalene	ug/L	--	0.2 U	0.20 U	--	--	--
1,4-Naphthoquinone	ug/L	--	--	--	--	--	--
1-Naphthylamine	ug/L	--	--	--	--	--	--
2-Naphthylamine	ug/L	--	--	--	--	--	--
2-Nitroaniline	ug/L	--	2 U	2.0 U	--	--	--
3-Nitroaniline	ug/L	--	2 U	2.0 U	--	--	--
4-Nitroaniline	ug/L	--	2 U	2.0 U	--	--	--
Nitrobenzene	ug/L	--	1 U	1.0 U	--	--	--
2-Nitrophenol	ug/L	--	2 U	2.0 U	--	--	--
4-Nitrophenol	ug/L	--	5 U	5.0 U	--	--	--
4-Nitroquinoline-N-oxide	ug/L	--	--	--	--	--	--
N-Nitrosodi-n-butylamine	ug/L	--	--	--	--	--	--
N-Nitrosodi-n-propylamine	ug/L	--	1 U	1.0 U	--	--	--
N-Nitrosodiphenylamine	ug/L	--	1 U	1.0 U	--	--	--
N-Nitrosodiethylamine	ug/L	--	--	--	--	--	--
N-Nitrosodimethylamine	ug/L	--	--	--	--	--	--
N-Nitrosomethylethylamine	ug/L	--	--	--	--	--	--

APPENDIX G.3

GROUNDWATER QUALITY DATA
RFI REPORT
FORMER MANUAL TRANSMISSIONS OF MUNCIE FACILITY
MUNCIE, INDIANA

AOI		*AOI 35*	*AOI 35*	*AOI 35*	*AOI 35*	*AOI 35*	*AOI 35*
Sample Location		*MW-13*	*MW-13*	*MW-13*	*MW-14*	*MW-14*	*MW-14*
Sample Identification		*GW-017330-101805-MM-008*	*GW-017330-051106-NH-025*	*GW-017324-010609-JP-001*	*MW-14(ABANDONED)*	*MW-14*	*MW-14(ABANDONED)*
Sample Date		*10/18/2005*	*5/11/2006*	*1/6/2009*	*1/1/1989*	*1/1/1990*	*7/10/1990*
Sample Depth		*-*	*-*	*-*	*-*	*-*	*-*
Sample Depth							
	Units						
SVOCs (Continued)							
N-Nitrosomorpholine	ug/L	--	--	--	--	--	--
N-Nitrosopiperidine	ug/L	--	--	--	--	--	--
N-Nitrosopyrrolidine	ug/L	--	--	--	--	--	--
2,2'-Oxybis(1-chloropropane) (bis(2-Chloroisopropyl) ether)	ug/L	--	1 U	1.0 U	--	--	--
Pentachlorobenzene	ug/L	--	--	--	--	--	--
Pentachloroethane	ug/L	--	--	--	--	--	--
Pentachloronitrobenzene	ug/L	--	--	--	--	--	--
Pentachlorophenol	ug/L	--	5 U	5.0 U	--	--	--
Phenacetin	ug/L	--	--	--	--	--	--
Phenanthrene	ug/L	--	0.2 U	0.20 U	--	--	--
Phenol	ug/L	--	1 U	1.0 U	--	--	--
p-Phenylenediamine	ug/L	--	--	--	--	--	--
Phorate	ug/L	--	--	--	--	--	--
2-Picoline	ug/L	--	--	--	--	--	--
Pronamide	ug/L	--	--	--	--	--	--
Propionitrile (ethyl cyanide)	ug/L	--	--	--	--	--	--
Pyrene	ug/L	--	0.2 U	0.20 U	--	--	--
Pyridine	ug/L	--	--	--	--	--	--
Safrole	ug/L	--	--	--	--	--	--
1,2,4,5-Tetrachlorobenzene	ug/L	--	--	--	--	--	--
1,1,1,2-Tetrachloroethane	ug/L	--	--	--	--	--	--
2,3,4,6-Tetrachlorophenol	ug/L	--	--	--	--	--	--
Thionazin (O,O-diethyl-O-2-pyrazinyl phosphorothioate)	ug/L	--	--	--	--	--	--
o-Toluidine A	ug/L	--	--	--	--	--	--
5-Nitro-2-toluidine	ug/L	--	--	--	--	--	--
2,4,5-Trichlorophenol	ug/L	--	5 U	5.0 U	--	--	--
2,4,6-Trichlorophenol	ug/L	--	5 U	5.0 U	--	--	--
1,2,3-Trichloropropane	ug/L	--	--	--	--	--	--
0,0,0-Triethylphosphorothioate	ug/L	--	--	--	--	--	--
1,3,5-Trinitrobenzene	ug/L	--	--	--	--	--	--
PCBs							
Aroclor-1016 (PCB-1016)	ug/L	--	--	--	--	--	--
Aroclor-1221 (PCB-1221)	ug/L	--	--	--	--	--	--
Aroclor-1232 (PCB-1232)	ug/L	--	--	--	--	--	--
Aroclor-1242 (PCB-1242)	ug/L	--	--	--	--	--	--
Aroclor-1248 (PCB-1248)	ug/L	--	--	--	--	--	--
Aroclor-1254 (PCB-1254)	ug/L	--	--	--	--	--	--
Aroclor-1260 (PCB-1260)	ug/L	--	--	--	--	--	--
Total PCBs	ug/L	--	--	--	--	--	--
Total Petroleum Hydrocarbons (TPH)							
Total Petroleum Hydrocarbons - Purgeable (GRO)	ug/L	--	--	--	--	--	--

APPENDIX G.3

GROUNDWATER QUALITY DATA
RFI REPORT
FORMER MANUAL TRANSMISSIONS OF MUNCIE FACILITY
MUNCIE, INDIANA

AOI		*AOI 35*	*AOI 35*	*AOI 35*	*AOI 35*	*AOI 35*	*AOI 35*
Sample Location		*MW-13*	*MW-13*	*MW-13*	*MW-14*	*MW-14*	*MW-14*
Sample Identification		*GW-017330-101805-MM-008*	*GW-017330-051106-NH-025*	*GW-017324-010609-JP-001*	*MW-14(ABANDONED)*	*MW-14*	*MW-14(ABANDONED)*
Sample Date		*10/18/2005*	*5/11/2006*	*1/6/2009*	*1/1/1989*	*1/1/1990*	*7/10/1990*
Sample Depth		*-*	*-*	*-*	*-*	*-*	*-*
Sample Depth							
	Units						
Metals							
Aluminum	ug/L	--	--	--	--	--	--
Antimony	ug/L	--	--	--	--	--	--
Arsenic	ug/L	--	5.9 J	6.2 J	--	--	--
Arsenic (dissolved)	ug/L	--	6.1 J	5.6 J	--	--	--
Barium	ug/L	--	334	308	--	--	--
Barium (dissolved)	ug/L	--	350	324	--	--	--
Beryllium	ug/L	--	--	--	--	--	--
Cadmium	ug/L	--	5 U	5.0 U	--	--	--
Cadmium (dissolved)	ug/L	--	5 U	5.0 U	--	--	--
Calcium	ug/L	--	--	--	--	--	--
Calcium (dissolved)	ug/L	64500	--	--	--	--	--
Chromium	ug/L	--	10 U	10.0 U	--	--	--
Chromium (dissolved)	ug/L	--	10 U	10.0 U	--	--	--
Cobalt	ug/L	--	--	--	--	--	--
Copper	ug/L	--	--	--	--	--	--
Copper (dissolved)	ug/L	--	--	--	--	--	--
Iron	ug/L	--	--	--	--	--	--
Iron (dissolved)	ug/L	--	--	--	--	--	--
Lead	ug/L	--	3 U	3.0 U	--	--	--
Lead (dissolved)	ug/L	--	3 U	3.0 U	--	--	--
Magnesium	ug/L	--	--	--	--	--	--
Magnesium (dissolved)	ug/L	27400	--	--	--	--	--
Manganese	ug/L	--	--	--	--	--	--
Manganese (dissolved)	ug/L	**370**[a]	--	--	--	--	--
Mercury	ug/L	--	0.2 U	0.20 U	--	--	--
Mercury (dissolved)	ug/L	--	0.2 U	0.20 U	--	--	--
Nickel	ug/L	--	--	--	--	--	--
Nickel (dissolved)	ug/L	--	--	--	--	--	--
Potassium	ug/L	--	--	--	--	--	--
Selenium	ug/L	--	5 U	5.0 U	--	--	--
Selenium (dissolved)	ug/L	--	5 U	5.0 U	--	--	--
Silver	ug/L	--	10 U	10.0 U	--	--	--
Silver (dissolved)	ug/L	--	10 U	10.0 U	--	--	--
Sodium	ug/L	--	--	--	--	--	--
Thallium	ug/L	--	--	--	--	--	--
Vanadium	ug/L	--	--	--	--	--	--
Zinc	ug/L	--	--	--	--	--	--
Zinc (dissolved)	ug/L	--	--	--	--	--	--

APPENDIX G.3

GROUNDWATER QUALITY DATA
RFI REPORT
FORMER MANUAL TRANSMISSIONS OF MUNCIE FACILITY
MUNCIE, INDIANA

AOI		*AOI 35*	*AOI 35*	*AOI 35*	*AOI 35*	*AOI 35*	*AOI 35*
Sample Location		*MW-13*	*MW-13*	*MW-13*	*MW-14*	*MW-14*	*MW-14*
Sample Identification		*GW-017330-101805-MM-008*	*GW-017330-051106-NH-025*	*GW-017324-010609-JP-001*	*MW-14(ABANDONED)*	*MW-14*	*MW-14(ABANDONED)*
Sample Date		*10/18/2005*	*5/11/2006*	*1/6/2009*	*1/1/1989*	*1/1/1990*	*7/10/1990*
Sample Depth		*-*	*-*	*-*	*-*	*-*	*-*
Sample Depth							
	Units						
Gas							
Ethane	ug/L	39	--	--	--	--	--
Ethene	ug/L	0.38 J	--	--	--	--	--
Methane	ug/L	95	--	--	--	--	--
General Chemistry							
Alkalinity, bicarbonate	ug/L	410000	--	--	--	--	--
Alkalinity, carbonate	ug/L	45000	--	--	--	--	--
Bicarbonate (as CaCO3)	ug/L	--	--	--	--	--	--
Chloride	ug/L	196000	--	--	--	--	--
Dissolved organic carbon (DOC)	ug/L	13000	--	--	--	--	--
Hardness	ug/L	274000	--	--	--	--	--
Hardness, carbonate	ug/L	--	--	--	--	--	--
Nitrate (as N)	ug/L	100 U	--	--	--	--	--
Nitrite (as N)	ug/L	100 U	--	--	--	--	--
pH	s.u.	--	--	--	--	--	--
Sulfate	ug/L	27700	--	--	--	--	--
Sulfide	ug/L	--	--	--	--	--	--
Total dissolved solids (TDS)	ug/L	--	--	--	--	--	--
Total organic carbon (TOC)	ug/L	--	--	--	--	--	--

Notes
ug/L - Micrograms per litre
"-" - No value
U - Not detected at the associated reporting limit
J - Estimated concentration
UJ - Not detected; associated reporting limit is estimated
R - Rejected
s.u. - Standard units
nc - No criteria
ND - Non Detect (calculation)
BOLD[abc] Concentration exceeds associated screening level
IDEM Appendix A: Screening Levels Remedation Closure Guide - March 25, 2014
a - Exceeds IDEM residential tap screening levels
b - Exceeds IDEM residential vapor exposure screening levels
c - Exceeds IDEM commercial/industrial vapor screening levels

APPENDIX G.3

GROUNDWATER QUALITY DATA
RFI REPORT
FORMER MANUAL TRANSMISSIONS OF MUNCIE FACILITY
MUNCIE, INDIANA

AOI		*AOI 35*	*AOI 35*	*AOI 35*	*AOI 35*	*AOI 35*	*AOI 35*	*AOI 35*	*AOI 35*
Sample Location		***MW-14***	***MW-14***	***MW-14***	***MW-14***	***MW-14***	***MW-15***	***MW-15***	***MW-15***
Sample Identification		***MW-14***	***MW-14(ABANDONED)***	***MW-14(ABANDONED)***	***MW-14(ABANDONED)***	***MW-14(ABANDONED)***	***MW-15***	***MW-15***	***MW-15***
Sample Date		***7/11/1990***	***1/1/1991***	***6/1/1994***	***3/21/1996***	***10/1/1998***	***7/9/1990***	***12/1/1991***	***6/1/1994***
Sample Depth		-	-	-	-	-	-	-	-
Sample Depth									
	Units								
Volatile Organic Compounds (VOCs)									
Acetone	ug/L	7	U	U	U	U	5	U	U
Benzene	ug/L	2 U	U	U	U	U	2 U	U	U
Bromodichloromethane	ug/L	2 U	--	U	U	U	2 U	--	2
Bromoform	ug/L	2 U	--	--	--	--	2 U	--	--
Bromomethane (Methyl bromide)	ug/L	2 U	--	--	--	--	2 U	--	--
2-Butanone (Methyl ethyl ketone) (MEK)	ug/L	10 U	--	U	U	U	10 U	--	U
Carbon disulfide	ug/L	2 U	--	--	--	--	2 U	--	--
Carbon tetrachloride	ug/L	2 U	--	--	--	--	2 U	--	--
Chlorobenzene	ug/L	2 U	U	U	U	U	2 U	U	U
Chloroethane	ug/L	2 U	U	U	U	U	2 U	U	U
2-Chloroethyl vinyl ether	ug/L	--	U	U	U	U	--	U	U
Chloroform (Trichloromethane)	ug/L	2 U	U	U	U	U	9	24	34
Chloromethane (Methyl chloride)	ug/L	2 U	U	U	U	U	2 U	U	U
Cyclohexane	ug/L	--	--	--	--	--	--	--	--
1,2-Dibromo-3-chloropropane (DBCP)	ug/L	--	--	--	--	--	--	--	--
Dibromochloromethane	ug/L	--	--	--	--	--	--	--	--
1,2-Dibromoethane (Ethylene dibromide)	ug/L	--	--	--	--	--	--	--	--
1,2-Dichlorobenzene	ug/L	2 U	--	--	--	--	2 U	--	--
1,3-Dichlorobenzene	ug/L	2 U	--	--	--	--	2 U	--	--
1,4-Dichlorobenzene	ug/L	2 U	--	--	--	--	2 U	--	--
Dichlorodifluoromethane (CFC-12)	ug/L	--	--	--	--	--	--	--	--
1,1-Dichloroethane	ug/L	2 U	U	U	U	U	2 U	U	U
1,2-Dichloroethane	ug/L	2 U	U	U	U	U	2 U	U	U
1,2-Dichloroethene (total)	ug/L	2 U	U	U	U	U	3	U	U
1,1-Dichloroethene	ug/L	2 U	U	U	U	U	2 U	U	U
cis-1,2-Dichloroethene	ug/L	--	--	U	U	U	--	--	U
trans-1,2-Dichloroethene	ug/L	--	U	U	0.3	U	--	U	U
1,2-Dichloropropane	ug/L	2 U	--	--	--	--	2 U	--	--
cis-1,3-Dichloropropene	ug/L	2 U	--	--	--	--	2 U	--	--
trans-1,3-Dichloropropene	ug/L	2 U	--	--	--	--	2 U	--	--
Ethylbenzene	ug/L	2 U	U	U	U	U	2 U	U	U
2-Hexanone	ug/L	2 U	--	U	U	U	2 U	--	U
Isopropyl benzene	ug/L	--	--	--	--	--	--	--	--
Methyl acetate	ug/L	--	--	--	--	--	--	--	--
Methyl cyclohexane	ug/L	--	--	--	--	--	--	--	--
Methyl tert butyl ether (MTBE)	ug/L	--	--	--	--	--	--	--	--
4-Methyl-2-pentanone (Methyl isobutyl ketone) (MIBK)	ug/L	2 U	--	--	--	--	2 U	--	--
Methylene chloride	ug/L	2 U	U	U	1	**8.5 J[a]**	2 U	U	U
Styrene	ug/L	2 U	--	--	--	--	2 U	--	--
VOCs (Continued)									

APPENDIX G.3

GROUNDWATER QUALITY DATA
RFI REPORT
FORMER MANUAL TRANSMISSIONS OF MUNCIE FACILITY
MUNCIE, INDIANA

AOI		*AOI 35*	*AOI 35*	*AOI 35*	*AOI 35*	*AOI 35*	*AOI 35*	*AOI 35*	*AOI 35*
Sample Location		*MW-14*	*MW-14*	*MW-14*	*MW-14*	*MW-14*	*MW-15*	*MW-15*	*MW-15*
Sample Identification		*MW-14*	*MW-14(ABANDONED)*	*MW-14(ABANDONED)*	*MW-14(ABANDONED)*	*MW-14(ABANDONED)*	*MW-15*	*MW-15*	*MW-15*
Sample Date		*7/11/1990*	*1/1/1991*	*6/1/1994*	*3/21/1996*	*10/1/1998*	*7/9/1990*	*12/1/1991*	*6/1/1994*
Sample Depth		-	-	-	-	-	-	-	-
Sample Depth									
	Units								
1,1,2,2-Tetrachloroethane	ug/L	2 U	--	--	--	--	2 U	--	--
Tetrachloroethene	ug/L	2 U	U	U	U	U	**20**[a]	**670**[abc]	**71**[a]
Toluene	ug/L	2 U	U	U	U	U	2 U	U	U
1,2,4-Trichlorobenzene	ug/L	--	--	--	--	--	--	--	--
1,1,1-Trichloroethane	ug/L	2 U	U	U	U	U	2 U	U	U
1,1,2-Trichloroethane	ug/L	2 U	--	--	--	--	2 U	--	--
Trichloroethene	ug/L	2 U	U	U	U	U	2 U	**9**[a]	U
Trichlorofluoromethane (CFC-11)	ug/L	2 U	--	--	--	--	2 U	--	--
Trifluorotrichloroethane (Freon 113)	ug/L	--	--	--	--	--	--	--	--
Vinyl acetate	ug/L	2 U	--	--	--	--	2 U	--	--
Vinyl chloride	ug/L	2 U	U	U	U	U	2 U	U	U
Xylenes (total)	ug/L	2 U	U	U	U	U	2 U	U	U
Semi-Volatile Organic Compounds (SVOCs)									
Acenaphthene	ug/L	--	--	--	--	--	--	--	--
Acenaphthylene	ug/L	--	--	--	--	--	--	--	--
Acetonitrile	ug/L	--	--	--	--	--	--	--	--
Acetophenone	ug/L	--	--	--	--	--	--	--	--
2-Acetylaminofluorene	ug/L	--	--	--	--	--	--	--	--
Acrolein	ug/L	--	--	--	--	--	--	--	--
Acrylonitrile	ug/L	--	--	--	--	--	--	--	--
Allyl chloride	ug/L	--	--	--	--	--	--	--	--
4-Aminobiphenyl	ug/L	--	--	--	--	--	--	--	--
Aniline	ug/L	--	--	--	--	--	--	--	--
Anthracene	ug/L	--	--	--	--	--	--	--	--
Aramite	ug/L	--	--	--	--	--	--	--	--
Atrazine	ug/L	--	--	--	--	--	--	--	--
Benzaldehyde	ug/L	--	--	--	--	--	--	--	--
Benzidine	ug/L	--	--	--	--	--	--	--	--
Benzo(a)anthracene	ug/L	--	--	--	--	--	--	--	--
Benzo(a)pyrene	ug/L	--	--	--	--	--	--	--	--
Benzo(b)fluoranthene	ug/L	--	--	--	--	--	--	--	--
Benzo(g,h,i)perylene	ug/L	--	--	--	--	--	--	--	--
Benzo(k)fluoranthene	ug/L	--	--	--	--	--	--	--	--
Benzoic acid	ug/L	--	--	--	--	--	--	--	--
Benzyl alcohol	ug/L	--	--	--	--	--	--	--	--
Biphenyl (1,1-Biphenyl)	ug/L	--	--	--	--	--	--	--	--
4-Bromophenyl phenyl ether	ug/L	--	--	--	--	--	--	--	--
Butyl benzylphthalate (BBP)	ug/L	--	--	--	--	--	--	--	--
Caprolactam	ug/L	--	--	--	--	--	--	--	--
Carbazole	ug/L	--	--	--	--	--	--	--	--
4-Chloro-3-methylphenol	ug/L	--	--	--	--	--	--	--	--
4-Chloroaniline	ug/L	--	--	--	--	--	--	--	--
Chlorobenzilate	ug/L	--	--	--	--	--	--	--	--
bis(2-Chloroethoxy)methane	ug/L	--	--	--	--	--	--	--	--
bis(2-Chloroethyl)ether	ug/L	--	--	--	--	--	--	--	--

APPENDIX G.3

GROUNDWATER QUALITY DATA
RFI REPORT
FORMER MANUAL TRANSMISSIONS OF MUNCIE FACILITY
MUNCIE, INDIANA

AOI		*AOI 35*	*AOI 35*	*AOI 35*	*AOI 35*	*AOI 35*	*AOI 35*	*AOI 35*	*AOI 35*
Sample Location		***MW-14***	***MW-14***	***MW-14***	***MW-14***	***MW-14***	***MW-15***	***MW-15***	***MW-15***
Sample Identification		***MW-14***	***MW-14(ABANDONED)***	***MW-14(ABANDONED)***	***MW-14(ABANDONED)***	***MW-14(ABANDONED)***	***MW-15***	***MW-15***	***MW-15***
Sample Date		***7/11/1990***	***1/1/1991***	***6/1/1994***	***3/21/1996***	***10/1/1998***	***7/9/1990***	***12/1/1991***	***6/1/1994***
Sample Depth		**-**	**-**	**-**	**-**	**-**	**-**	**-**	**-**
Sample Depth									
	Units								
2-Chloronaphthalene	ug/L	--	--	--	--	--	--	--	--
2-Chlorophenol	ug/L	--	--	--	--	--	--	--	--
4-Chlorophenyl phenyl ether	ug/L	--	--	--	--	--	--	--	--
Chloroprene	ug/L	--	--	--	--	--	--	--	--
Chrysene	ug/L	--	--	--	--	--	--	--	--
Cresol isomers	ug/L	--	--	--	--	--	--	--	--
Diallate	ug/L	--	--	--	--	--	--	--	--
Dibenz(a,h)anthracene	ug/L	--	--	--	--	--	--	--	--
Dibenzofuran	ug/L	--	--	--	--	--	--	--	--
Dibromochloromethane	ug/L	2 U	U	U	U	U	2 U	U	1
Dibromomethane	ug/L	--	--	--	--	--	--	--	--
trans-1,4-Dichloro-2-butene	ug/L	--	--	--	--	--	--	--	--
3,3'-Dichlorobenzidine	ug/L	--	--	--	--	--	--	--	--
2,4-Dichlorophenol	ug/L	--	--	--	--	--	--	--	--
2,6-Dichlorophenol	ug/L	--	--	--	--	--	--	--	--
Diethyl phthalate	ug/L	--	--	--	--	--	--	--	--
Dimethoate	ug/L	--	--	--	--	--	--	--	--
Dimethyl phthalate	ug/L	--	--	--	--	--	--	--	--
p-Dimethylaminoazobenzene A	ug/L	--	--	--	--	--	--	--	--
7,12-Dimethylbenz(a)anthracene	ug/L	--	--	--	--	--	--	--	--
3,3-Dimethylbenzidine	ug/L	--	--	--	--	--	--	--	--
a,a-Dimethylphenethylamine	ug/L	--	--	--	--	--	--	--	--
2,4-Dimethylphenol	ug/L	--	--	--	--	--	--	--	--
Di-n-butylphthalate (DBP)	ug/L	--	--	--	--	--	--	--	--
4,6-Dinitro-2-methylphenol	ug/L	--	--	--	--	--	--	--	--
Dinitrobenzene, NOS	ug/L	--	--	--	--	--	--	--	--
2,4-Dinitrophenol	ug/L	--	--	--	--	--	--	--	--
2,4-Dinitrotoluene	ug/L	--	--	--	--	--	--	--	--
2,6-Dinitrotoluene	ug/L	--	--	--	--	--	--	--	--
Di-n-octyl phthalate (DnOP)	ug/L	--	--	--	--	--	--	--	--
1,4-Dioxane	ug/L	--	--	--	--	--	--	--	--
Diphenylamine	ug/L	--	--	--	--	--	--	--	--
1,2-Diphenylhydrazine	ug/L	--	--	--	--	--	--	--	--
Disulfoton	ug/L	--	--	--	--	--	--	--	--

APPENDIX G.3

GROUNDWATER QUALITY DATA
RFI REPORT
FORMER MANUAL TRANSMISSIONS OF MUNCIE FACILITY
MUNCIE, INDIANA

AOI		*AOI 35*	*AOI 35*	*AOI 35*	*AOI 35*	*AOI 35*	*AOI 35*	*AOI 35*	*AOI 35*
Sample Location		*MW-14*	*MW-14*	*MW-14*	*MW-14*	*MW-14*	*MW-15*	*MW-15*	*MW-15*
Sample Identification		*MW-14*	*MW-14(ABANDONED)*	*MW-14(ABANDONED)*	*MW-14(ABANDONED)*	*MW-14(ABANDONED)*	*MW-15*	*MW-15*	*MW-15*
Sample Date		*7/11/1990*	*1/1/1991*	*6/1/1994*	*3/21/1996*	*10/1/1998*	*7/9/1990*	*12/1/1991*	*6/1/1994*
Sample Depth		*-*	*-*	*-*	*-*	*-*	*-*	*-*	*-*
Sample Depth									
	Units								
SVOCs (Continued)									
Ethyl methacrylate	ug/L	--	--	--	--	--	--	--	--
Ethyl methanesulfonate	ug/L	--	--	--	--	--	--	--	--
bis(2-Ethylhexyl)phthalate (DEHP)	ug/L	--	--	--	--	--	--	--	--
Famphur	ug/L	--	--	--	--	--	--	--	--
Fluoranthene	ug/L	--	--	--	--	--	--	--	--
Fluorene	ug/L	--	--	--	--	--	--	--	--
Hexachlorobenzene	ug/L	--	--	--	--	--	--	--	--
Hexachlorobutadiene	ug/L	--	--	--	--	--	--	--	--
Hexachlorocyclopentadiene	ug/L	--	--	--	--	--	--	--	--
Hexachloroethane	ug/L	--	--	--	--	--	--	--	--
Hexachlorophene A	ug/L	--	--	--	--	--	--	--	--
Hexachloropropene	ug/L	--	--	--	--	--	--	--	--
Indeno(1,2,3-cd)pyrene	ug/L	--	--	--	--	--	--	--	--
Iodomethane	ug/L	--	--	--	--	--	--	--	--
Isodrin	ug/L	--	--	--	--	--	--	--	--
Isophorone	ug/L	--	--	--	--	--	--	--	--
Isosafrole	ug/L	--	--	--	--	--	--	--	--
Kepone	ug/L	--	--	--	--	--	--	--	--
Methapyrilene	ug/L	--	--	--	--	--	--	--	--
Methyl acrylonitrile	ug/L	--	--	--	--	--	--	--	--
Methyl methacrylate	ug/L	--	--	--	--	--	--	--	--
Methyl methanesulfonate	ug/L	--	--	--	--	--	--	--	--
Methyl parathion	ug/L	--	--	--	--	--	--	--	--
3-Methylcholanthrene	ug/L	--	--	--	--	--	--	--	--
2-Methylnaphthalene	ug/L	--	--	--	--	--	--	--	--
2-Methylphenol	ug/L	--	--	--	--	--	--	--	--
3&4-Methylphenol	ug/L	--	--	--	--	--	--	--	--
4-Methylphenol	ug/L	--	--	--	--	--	--	--	--
Naphthalene	ug/L	--	--	--	--	--	--	--	--
1,4-Naphthoquinone	ug/L	--	--	--	--	--	--	--	--
1-Naphthylamine	ug/L	--	--	--	--	--	--	--	--
2-Naphthylamine	ug/L	--	--	--	--	--	--	--	--
2-Nitroaniline	ug/L	--	--	--	--	--	--	--	--
3-Nitroaniline	ug/L	--	--	--	--	--	--	--	--
4-Nitroaniline	ug/L	--	--	--	--	--	--	--	--
Nitrobenzene	ug/L	--	--	--	--	--	--	--	--
2-Nitrophenol	ug/L	--	--	--	--	--	--	--	--
4-Nitrophenol	ug/L	--	--	--	--	--	--	--	--
4-Nitroquinoline-N-oxide	ug/L	--	--	--	--	--	--	--	--
N-Nitrosodi-n-butylamine	ug/L	--	--	--	--	--	--	--	--
N-Nitrosodi-n-propylamine	ug/L	--	--	--	--	--	--	--	--
N-Nitrosodiphenylamine	ug/L	--	--	--	--	--	--	--	--
N-Nitrosodiethylamine	ug/L	--	--	--	--	--	--	--	--
N-Nitrosodimethylamine	ug/L	--	--	--	--	--	--	--	--
N-Nitrosomethylethylamine	ug/L	--	--	--	--	--	--	--	--

APPENDIX G.3

GROUNDWATER QUALITY DATA
RFI REPORT
FORMER MANUAL TRANSMISSIONS OF MUNCIE FACILITY
MUNCIE, INDIANA

AOI		*AOI 35*	*AOI 35*	*AOI 35*	*AOI 35*	*AOI 35*	*AOI 35*	*AOI 35*	*AOI 35*
Sample Location		*MW-14*	*MW-14*	*MW-14*	*MW-14*	*MW-14*	*MW-15*	*MW-15*	*MW-15*
Sample Identification		*MW-14*	*MW-14(ABANDONED)*	*MW-14(ABANDONED)*	*MW-14(ABANDONED)*	*MW-14(ABANDONED)*	*MW-15*	*MW-15*	*MW-15*
Sample Date		*7/11/1990*	*1/1/1991*	*6/1/1994*	*3/21/1996*	*10/1/1998*	*7/9/1990*	*12/1/1991*	*6/1/1994*
Sample Depth		*-*	*-*	*-*	*-*	*-*	*-*	*-*	*-*
Sample Depth									
	Units								
SVOCs (Continued)									
N-Nitrosomorpholine	ug/L	--	--	--	--	--	--	--	--
N-Nitrosopiperidine	ug/L	--	--	--	--	--	--	--	--
N-Nitrosopyrrolidine	ug/L	--	--	--	--	--	--	--	--
2,2'-Oxybis(1-chloropropane) (bis(2-Chloroisopropyl) ether)	ug/L	--	--	--	--	--	--	--	--
Pentachlorobenzene	ug/L	--	--	--	--	--	--	--	--
Pentachloroethane	ug/L	--	--	--	--	--	--	--	--
Pentachloronitrobenzene	ug/L	--	--	--	--	--	--	--	--
Pentachlorophenol	ug/L	--	--	--	--	--	--	--	--
Phenacetin	ug/L	--	--	--	--	--	--	--	--
Phenanthrene	ug/L	--	--	--	--	--	--	--	--
Phenol	ug/L	--	--	--	--	--	--	--	--
p-Phenylenediamine	ug/L	--	--	--	--	--	--	--	--
Phorate	ug/L	--	--	--	--	--	--	--	--
2-Picoline	ug/L	--	--	--	--	--	--	--	--
Pronamide	ug/L	--	--	--	--	--	--	--	--
Propionitrile (ethyl cyanide)	ug/L	--	--	--	--	--	--	--	--
Pyrene	ug/L	--	--	--	--	--	--	--	--
Pyridine	ug/L	--	--	--	--	--	--	--	--
Safrole	ug/L	--	--	--	--	--	--	--	--
1,2,4,5-Tetrachlorobenzene	ug/L	--	--	--	--	--	--	--	--
1,1,1,2-Tetrachloroethane	ug/L	--	--	--	--	--	--	--	--
2,3,4,6-Tetrachlorophenol	ug/L	--	--	--	--	--	--	--	--
Thionazin (O,O-diethyl-O-2-pyrazinyl phosphorothioate)	ug/L	--	--	--	--	--	--	--	--
o-Toluidine A	ug/L	--	--	--	--	--	--	--	--
5-Nitro-2-toluidine	ug/L	--	--	--	--	--	--	--	--
2,4,5-Trichlorophenol	ug/L	--	--	--	--	--	--	--	--
2,4,6-Trichlorophenol	ug/L	--	--	--	--	--	--	--	--
1,2,3-Trichloropropane	ug/L	--	--	--	--	--	--	--	--
0,0,0-Triethylphosphorothioate	ug/L	--	--	--	--	--	--	--	--
1,3,5-Trinitrobenzene	ug/L	--	--	--	--	--	--	--	--
PCBs									
Aroclor-1016 (PCB-1016)	ug/L	--	--	--	--	--	--	--	--
Aroclor-1221 (PCB-1221)	ug/L	--	--	--	--	--	--	--	--
Aroclor-1232 (PCB-1232)	ug/L	--	--	--	--	--	--	--	--
Aroclor-1242 (PCB-1242)	ug/L	--	--	--	--	--	--	--	--
Aroclor-1248 (PCB-1248)	ug/L	--	--	--	--	--	--	--	--
Aroclor-1254 (PCB-1254)	ug/L	--	--	--	--	--	--	--	--
Aroclor-1260 (PCB-1260)	ug/L	--	--	--	--	--	--	--	--
Total PCBs	ug/L	--	--	--	--	--	--	--	--
Total Petroleum Hydrocarbons (TPH)									
Total Petroleum Hydrocarbons - Purgeable (GRO)	ug/L	--	--	--	--	--	--	--	--

APPENDIX G.3

GROUNDWATER QUALITY DATA
RFI REPORT
FORMER MANUAL TRANSMISSIONS OF MUNCIE FACILITY
MUNCIE, INDIANA

AOI		*AOI 35*	*AOI 35*	*AOI 35*	*AOI 35*	*AOI 35*	*AOI 35*	*AOI 35*	*AOI 35*
Sample Location		*MW-14*	*MW-14*	*MW-14*	*MW-14*	*MW-14*	*MW-15*	*MW-15*	*MW-15*
Sample Identification		*MW-14*	*MW-14(ABANDONED)*	*MW-14(ABANDONED)*	*MW-14(ABANDONED)*	*MW-14(ABANDONED)*	*MW-15*	*MW-15*	*MW-15*
Sample Date		*7/11/1990*	*1/1/1991*	*6/1/1994*	*3/21/1996*	*10/1/1998*	*7/9/1990*	*12/1/1991*	*6/1/1994*
Sample Depth		*-*	*-*	*-*	*-*	*-*	*-*	*-*	*-*
Sample Depth									
	Units								
Metals									
Aluminum	ug/L	--	--	--	--	--	--	--	--
Antimony	ug/L	--	--	--	--	--	--	--	--
Arsenic	ug/L	--	--	--	--	--	--	--	--
Arsenic (dissolved)	ug/L	--	--	--	--	--	--	--	--
Barium	ug/L	--	--	--	--	--	--	--	--
Barium (dissolved)	ug/L	--	--	--	--	--	--	--	--
Beryllium	ug/L	--	--	--	--	--	--	--	--
Cadmium	ug/L	--	--	--	--	--	--	--	--
Cadmium (dissolved)	ug/L	--	--	--	--	--	--	--	--
Calcium	ug/L	--	--	--	--	--	--	--	--
Calcium (dissolved)	ug/L	--	--	--	--	--	--	--	--
Chromium	ug/L	--	--	--	--	--	--	--	--
Chromium (dissolved)	ug/L	--	--	--	--	--	--	--	--
Cobalt	ug/L	--	--	--	--	--	--	--	--
Copper	ug/L	--	--	--	--	--	--	--	--
Copper (dissolved)	ug/L	--	--	--	--	--	--	--	--
Iron	ug/L	--	--	--	--	--	--	--	--
Iron (dissolved)	ug/L	--	--	--	--	--	--	--	--
Lead	ug/L	--	--	--	--	--	--	--	--
Lead (dissolved)	ug/L	--	--	--	--	--	--	--	--
Magnesium	ug/L	--	--	--	--	--	--	--	--
Magnesium (dissolved)	ug/L	--	--	--	--	--	--	--	--
Manganese	ug/L	--	--	--	--	--	--	--	--
Manganese (dissolved)	ug/L	--	--	--	--	--	--	--	--
Mercury	ug/L	--	--	--	--	--	--	--	--
Mercury (dissolved)	ug/L	--	--	--	--	--	--	--	--
Nickel	ug/L	--	--	--	--	--	--	--	--
Nickel (dissolved)	ug/L	--	--	--	--	--	--	--	--
Potassium	ug/L	--	--	--	--	--	--	--	--
Selenium	ug/L	--	--	--	--	--	--	--	--
Selenium (dissolved)	ug/L	--	--	--	--	--	--	--	--
Silver	ug/L	--	--	--	--	--	--	--	--
Silver (dissolved)	ug/L	--	--	--	--	--	--	--	--
Sodium	ug/L	--	--	--	--	--	--	--	--
Thallium	ug/L	--	--	--	--	--	--	--	--
Vanadium	ug/L	--	--	--	--	--	--	--	--
Zinc	ug/L	--	--	--	--	--	--	--	--
Zinc (dissolved)	ug/L	--	--	--	--	--	--	--	--

APPENDIX G.3

GROUNDWATER QUALITY DATA
RFI REPORT
FORMER MANUAL TRANSMISSIONS OF MUNCIE FACILITY
MUNCIE, INDIANA

AOI		***AOI 35***	***AOI 35***	***AOI 35***	***AOI 35***	***AOI 35***	***AOI 35***	***AOI 35***	***AOI 35***
Sample Location		***MW-14***	***MW-14***	***MW-14***	***MW-14***	***MW-14***	***MW-15***	***MW-15***	***MW-15***
Sample Identification		***MW-14***	***MW-14(ABANDONED)***	***MW-14(ABANDONED)***	***MW-14(ABANDONED)***	***MW-14(ABANDONED)***	***MW-15***	***MW-15***	***MW-15***
Sample Date		***7/11/1990***	***1/1/1991***	***6/1/1994***	***3/21/1996***	***10/1/1998***	***7/9/1990***	***12/1/1991***	***6/1/1994***
Sample Depth		***-***	***-***	***-***	***-***	***-***	***-***	***-***	***-***
Sample Depth									
	Units								
Gas									
Ethane	ug/L	--	--	--	--	--	--	--	--
Ethene	ug/L	--	--	--	--	--	--	--	--
Methane	ug/L	--	--	--	--	--	--	--	--
General Chemistry									
Alkalinity, bicarbonate	ug/L	--	--	--	--	--	--	--	--
Alkalinity, carbonate	ug/L	--	--	--	--	--	--	--	--
Bicarbonate (as CaCO3)	ug/L	--	--	--	--	--	--	--	--
Chloride	ug/L	--	--	--	--	--	--	--	--
Dissolved organic carbon (DOC)	ug/L	--	--	--	--	--	--	--	--
Hardness	ug/L	--	--	--	--	--	--	--	--
Hardness, carbonate	ug/L	--	--	--	--	--	--	--	--
Nitrate (as N)	ug/L	--	--	--	--	--	--	--	--
Nitrite (as N)	ug/L	--	--	--	--	--	--	--	--
pH	s.u.	--	--	--	--	--	--	--	--
Sulfate	ug/L	--	--	--	--	--	--	--	--
Sulfide	ug/L	--	--	--	--	--	--	--	--
Total dissolved solids (TDS)	ug/L	--	--	--	--	--	--	--	--
Total organic carbon (TOC)	ug/L	--	--	--	--	--	--	--	--

Notes
ug/L - Micrograms per litre
"-" - No value
U - Not detected at the associated reporting limit
J - Estimated concentration
UJ - Not detected; associated reporting limit is estimated
R - Rejected
s.u. - Standard units
nc - No criteria
ND - Non Detect (calculation)
BOLD[abc] Concentration exceeds associated screening level
IDEM Appendix A: Screening Levels Remedation Closure Guide - March 25, 2014
a - Exceeds IDEM residential tap screening levels
b - Exceeds IDEM residential vapor exposure screening levels
c - Exceeds IDEM commercial/industrial vapor screening levels

APPENDIX G.3

GROUNDWATER QUALITY DATA
RFI REPORT
FORMER MANUAL TRANSMISSIONS OF MUNCIE FACILITY
MUNCIE, INDIANA

AOI		*AOI 35*	*AOI 35*	*AOI 35*	*AOI 35*	*AOI 35*	*AOI 35*	*AOI 35*	*AOI 35*	*AOI 35*	*AOI 35*	*AOI 35*
Sample Location		*MW-15*	*MW-15*	*MW-15*	*MW-15*	*MW-15*	*MW-15*	*MW-15*	*MW-15*	*MW-15*	*MW-15*	*MW-15*
Sample Identification		*MW-201*	*MW-15*	*MW-15*	*MW-15*	*MW-15*	*MW-15*	*MW-15*	*MW-15*	*MW-15*	*MW-15*	*GW-17330-101002-EH-023*
Sample Date		*6/15/1994*	*3/21/1996*	*1/14/1998*	*10/1/1998*	*4/1/1999*	*8/5/1999*	*9/14/1999*	*10/1/2000*	*3/27/2001*	*6/1/2001*	*10/10/2002*
Sample Depth		-	-	-	-	-	-	-	-	-	-	-
Sample Depth												
	Units											
Volatile Organic Compounds (VOCs)												
Acetone	ug/L	U	U	U	U	U	5000 U	5000 U	U	U	U	6200 UJ
Benzene	ug/L	U	U	U	U	U	100 U	100 U	U	U	U	250 U
Bromodichloromethane	ug/L	U	U	U	U	U	100 U	100 U	U	U	U	250 U
Bromoform	ug/L	--	--	--	--	--	100 U	100 U	--	--	--	250 U
Bromomethane (Methyl bromide)	ug/L	--	--	--	--	--	100 U	100 U	--	--	--	250 U
2-Butanone (Methyl ethyl ketone) (MEK)	ug/L	U	U	U	U	U	500 U	5000 U	U	U	U	6200 UJ
Carbon disulfide	ug/L	--	--	--	--	--	500 U	500 U	--	--	--	1200 U
Carbon tetrachloride	ug/L	--	--	--	--	--	100 U	100 U	--	--	--	250 U
Chlorobenzene	ug/L	U	U	U	U	U	100 U	100 U	U	U	U	250 U
Chloroethane	ug/L	U	U	U	U	U	100 U	100 U	U	U	U	250 U
2-Chloroethyl vinyl ether	ug/L	U	U	U	U	U	--	--	U	--	U	--
Chloroform (Trichloromethane)	ug/L	U	U	U	U	U	100 U	100 U	U	U	U	250 U
Chloromethane (Methyl chloride)	ug/L	U	U	U	U	U	100 U	100 U	U	U	U	250 U
Cyclohexane	ug/L	--	--	--	--	--	--	--	--	--	--	250 U
1,2-Dibromo-3-chloropropane (DBCP)	ug/L	--	--	--	--	--	--	--	--	--	--	250 U
Dibromochloromethane	ug/L	--	--	--	--	--	--	--	--	--	U	250 U
1,2-Dibromoethane (Ethylene dibromide)	ug/L	--	--	--	--	--	--	--	--	--	--	250 U
1,2-Dichlorobenzene	ug/L	--	--	--	--	--	--	--	--	--	--	250 U
1,3-Dichlorobenzene	ug/L	--	--	--	--	--	--	--	--	--	--	250 U
1,4-Dichlorobenzene	ug/L	--	--	--	--	--	--	--	--	--	--	250 U
Dichlorodifluoromethane (CFC-12)	ug/L	--	--	--	--	--	--	--	--	--	--	250 U
1,1-Dichloroethane	ug/L	U	U	U	U	U	100 U	100 U	U	U	U	250 U
1,2-Dichloroethane	ug/L	U	U	U	U	U	100 U	100 U	U	U	U	250 U
1,2-Dichloroethene (total)	ug/L	U	U	U	U	U	100 U	100 U	U	--	U	--
1,1-Dichloroethene	ug/L	U	U	U	U	U	100 U	100 U	U	U	U	250 U
cis-1,2-Dichloroethene	ug/L	U	U	U	U	U	100 U	100 U	U	U	U	250 U
trans-1,2-Dichloroethene	ug/L	**120**[a]	U	U	U	U	100 U	100 U	U	U	U	250 U
1,2-Dichloropropane	ug/L	--	--	--	--	--	100 U	100 U	--	--	--	250 U
cis-1,3-Dichloropropene	ug/L	--	--	--	--	--	100 U	100 U	--	--	--	250 U
trans-1,3-Dichloropropene	ug/L	--	--	--	--	--	100 U	100 U	--	--	--	250 U
Ethylbenzene	ug/L	U	U	U	U	U	100 U	100 U	U	U	U	250 U
2-Hexanone	ug/L	U	U	U	U	U	5000 U	5000 U	U	U	U	12000 UJ
Isopropyl benzene	ug/L	--	--	--	--	--	--	--	--	--	--	1200 U
Methyl acetate	ug/L	--	--	--	--	--	--	--	--	--	--	2500 U
Methyl cyclohexane	ug/L	--	--	--	--	--	--	--	--	--	--	250 U
Methyl tert butyl ether (MTBE)	ug/L	--	--	--	--	--	--	--	--	--	--	1200 U
4-Methyl-2-pentanone (Methyl isobutyl ketone) (MIBK)	ug/L	--	--	--	--	--	5000 U	5000 U	--	--	--	12000 U
Methylene chloride	ug/L	U	**270**[a]	U	**1300 J**[a]	U	100 U	100 U	U	U	U	1200 U
Styrene	ug/L	--	--	--	--	--	100 U	100 U	--	--	--	250 U
VOCs (Continued)												

APPENDIX G.3

GROUNDWATER QUALITY DATA
RFI REPORT
FORMER MANUAL TRANSMISSIONS OF MUNCIE FACILITY
MUNCIE, INDIANA

AOI		*AOI 35*	*AOI 35*	*AOI 35*	*AOI 35*	*AOI 35*	*AOI 35*	*AOI 35*	*AOI 35*	*AOI 35*	*AOI 35*	*AOI 35*
Sample Location		*MW-15*	*MW-15*	*MW-15*	*MW-15*	*MW-15*	*MW-15*	*MW-15*	*MW-15*	*MW-15*	*MW-15*	*MW-15*
Sample Identification		*MW-201*	*MW-15*	*MW-15*	*MW-15*	*MW-15*	*MW-15*	*MW-15*	*MW-15*	*MW-15*	*MW-15*	*GW-17330-101002-EH-023*
Sample Date		*6/15/1994*	*3/21/1996*	*1/14/1998*	*10/1/1998*	*4/1/1999*	*8/5/1999*	*9/14/1999*	*10/1/2000*	*3/27/2001*	*6/1/2001*	*10/10/2002*
Sample Depth		-	-	-	-	-	-	-	-	-	-	-
Sample Depth												
	Units											
1,1,2,2-Tetrachloroethane	ug/L	--	--	--	--	--	100 U	100 U	--	--	--	250 U
Tetrachloroethene	ug/L	U	**5700[abc]**	**10000[abc]**	**14000[abc]**	**31000[abc]**	**19000[abc]**	**14000[abc]**	**920[abc]**	**27000[abc]**	**12000[abc]**	**8100[abc]**
Toluene	ug/L	U	U	U	U	U	100 U	100 U	U	U	U	250 U
1,2,4-Trichlorobenzene	ug/L	--	--	--	--	--	--	--	--	--	--	1200 U
1,1,1-Trichloroethane	ug/L	U	U	U	U	U	100 U	100 U	U	U	U	250 U
1,1,2-Trichloroethane	ug/L	--	--	--	--	--	100 U	100 U	--	--	--	250 U
Trichloroethene	ug/L	**460[abc]**	U	U	U	U	100 U	100 U	**5.8[a]**	U	U	250 U
Trichlorofluoromethane (CFC-11)	ug/L	--	--	--	--	--	--	--	--	--	--	250 U
Trifluorotrichloroethane (Freon 113)	ug/L	--	--	--	--	--	--	--	--	--	--	250 U
Vinyl acetate	ug/L	--	--	--	--	--	5000 U	1000 U	--	--	--	--
Vinyl chloride	ug/L	U	U	U	U	U	100 U	100 U	U	U	U	250 U
Xylenes (total)	ug/L	U	U	U	U	U	100 U	300 U	U	U	U	750 U
Semi-Volatile Organic Compounds (SVOCs)												
Acenaphthene	ug/L	--	--	--	--	--	--	--	--	--	--	--
Acenaphthylene	ug/L	--	--	--	--	--	--	--	--	--	--	--
Acetonitrile	ug/L	--	--	--	--	--	--	--	--	--	--	--
Acetophenone	ug/L	--	--	--	--	--	--	--	--	--	--	--
2-Acetylaminofluorene	ug/L	--	--	--	--	--	--	--	--	--	--	--
Acrolein	ug/L	--	--	--	--	--	--	--	--	--	--	--
Acrylonitrile	ug/L	--	--	--	--	--	--	--	--	--	--	--
Allyl chloride	ug/L	--	--	--	--	--	--	--	--	--	--	--
4-Aminobiphenyl	ug/L	--	--	--	--	--	--	--	--	--	--	--
Aniline	ug/L	--	--	--	--	--	--	--	--	--	--	--
Anthracene	ug/L	--	--	--	--	--	--	--	--	--	--	--
Aramite	ug/L	--	--	--	--	--	--	--	--	--	--	--
Atrazine	ug/L	--	--	--	--	--	--	--	--	--	--	--
Benzaldehyde	ug/L	--	--	--	--	--	--	--	--	--	--	--
Benzidine	ug/L	--	--	--	--	--	--	--	--	--	--	--
Benzo(a)anthracene	ug/L	--	--	--	--	--	--	--	--	--	--	--
Benzo(a)pyrene	ug/L	--	--	--	--	--	--	--	--	--	--	--
Benzo(b)fluoranthene	ug/L	--	--	--	--	--	--	--	--	--	--	--
Benzo(g,h,i)perylene	ug/L	--	--	--	--	--	--	--	--	--	--	--
Benzo(k)fluoranthene	ug/L	--	--	--	--	--	--	--	--	--	--	--
Benzoic acid	ug/L	--	--	--	--	--	--	--	--	--	--	--
Benzyl alcohol	ug/L	--	--	--	--	--	--	--	--	--	--	--
Biphenyl (1,1-Biphenyl)	ug/L	--	--	--	--	--	--	--	--	--	--	--
4-Bromophenyl phenyl ether	ug/L	--	--	--	--	--	--	--	--	--	--	--
Butyl benzylphthalate (BBP)	ug/L	--	--	--	--	--	--	--	--	--	--	--
Caprolactam	ug/L	--	--	--	--	--	--	--	--	--	--	--
Carbazole	ug/L	--	--	--	--	--	--	--	--	--	--	--
4-Chloro-3-methylphenol	ug/L	--	--	--	--	--	--	--	--	--	--	--
4-Chloroaniline	ug/L	--	--	--	--	--	--	--	--	--	--	--
Chlorobenzilate	ug/L	--	--	--	--	--	--	--	--	--	--	--
bis(2-Chloroethoxy)methane	ug/L	--	--	--	--	--	--	--	--	--	--	--
bis(2-Chloroethyl)ether	ug/L	--	--	--	--	--	--	--	--	--	--	--

APPENDIX G.3

GROUNDWATER QUALITY DATA
RFI REPORT
FORMER MANUAL TRANSMISSIONS OF MUNCIE FACILITY
MUNCIE, INDIANA

AOI		*AOI 35*	*AOI 35*	*AOI 35*	*AOI 35*	*AOI 35*	*AOI 35*	*AOI 35*	*AOI 35*	*AOI 35*	*AOI 35*	*AOI 35*
Sample Location		*MW-15*	*MW-15*	*MW-15*	*MW-15*	*MW-15*	*MW-15*	*MW-15*	*MW-15*	*MW-15*	*MW-15*	*MW-15*
Sample Identification		*MW-201*	*MW-15*	*MW-15*	*MW-15*	*MW-15*	*MW-15*	*MW-15*	*MW-15*	*MW-15*	*MW-15*	*GW-17330-101002-EH-023*
Sample Date		*6/15/1994*	*3/21/1996*	*1/14/1998*	*10/1/1998*	*4/1/1999*	*8/5/1999*	*9/14/1999*	*10/1/2000*	*3/27/2001*	*6/1/2001*	*10/10/2002*
Sample Depth		-	-	-	-	-	-	-	-	-	-	-
Sample Depth												
	Units											
2-Chloronaphthalene	ug/L	--	--	--	--	--	--	--	--	--	--	--
2-Chlorophenol	ug/L	--	--	--	--	--	--	--	--	--	--	--
4-Chlorophenyl phenyl ether	ug/L	--	--	--	--	--	--	--	--	--	--	--
Chloroprene	ug/L	--	--	--	--	--	--	--	--	--	--	--
Chrysene	ug/L	--	--	--	--	--	--	--	--	--	--	--
Cresol isomers	ug/L	--	--	--	--	--	--	--	--	--	--	--
Diallate	ug/L	--	--	--	--	--	--	--	--	--	--	--
Dibenz(a,h)anthracene	ug/L	--	--	--	--	--	--	--	--	--	--	--
Dibenzofuran	ug/L	--	--	--	--	--	--	--	--	--	--	--
Dibromochloromethane	ug/L	U	U	U	U	U	100 U	100 U	U	U	--	--
Dibromomethane	ug/L	--	--	--	--	--	--	--	--	--	--	--
trans-1,4-Dichloro-2-butene	ug/L	--	--	--	--	--	--	--	--	--	--	--
3,3'-Dichlorobenzidine	ug/L	--	--	--	--	--	--	--	--	--	--	--
2,4-Dichlorophenol	ug/L	--	--	--	--	--	--	--	--	--	--	--
2,6-Dichlorophenol	ug/L	--	--	--	--	--	--	--	--	--	--	--
Diethyl phthalate	ug/L	--	--	--	--	--	--	--	--	--	--	--
Dimethoate	ug/L	--	--	--	--	--	--	--	--	--	--	--
Dimethyl phthalate	ug/L	--	--	--	--	--	--	--	--	--	--	--
p-Dimethylaminoazobenzene A	ug/L	--	--	--	--	--	--	--	--	--	--	--
7,12-Dimethylbenz(a)anthracene	ug/L	--	--	--	--	--	--	--	--	--	--	--
3,3-Dimethylbenzidine	ug/L	--	--	--	--	--	--	--	--	--	--	--
a,a-Dimethylphenethylamine	ug/L	--	--	--	--	--	--	--	--	--	--	--
2,4-Dimethylphenol	ug/L	--	--	--	--	--	--	--	--	--	--	--
Di-n-butylphthalate (DBP)	ug/L	--	--	--	--	--	--	--	--	--	--	--
4,6-Dinitro-2-methylphenol	ug/L	--	--	--	--	--	--	--	--	--	--	--
Dinitrobenzene, NOS	ug/L	--	--	--	--	--	--	--	--	--	--	--
2,4-Dinitrophenol	ug/L	--	--	--	--	--	--	--	--	--	--	--
2,4-Dinitrotoluene	ug/L	--	--	--	--	--	--	--	--	--	--	--
2,6-Dinitrotoluene	ug/L	--	--	--	--	--	--	--	--	--	--	--
Di-n-octyl phthalate (DnOP)	ug/L	--	--	--	--	--	--	--	--	--	--	--
1,4-Dioxane	ug/L	--	--	--	--	--	--	--	--	--	--	--
Diphenylamine	ug/L	--	--	--	--	--	--	--	--	--	--	--
1,2-Diphenylhydrazine	ug/L	--	--	--	--	--	--	--	--	--	--	--
Disulfoton	ug/L	--	--	--	--	--	--	--	--	--	--	--

APPENDIX G.3

GROUNDWATER QUALITY DATA
RFI REPORT
FORMER MANUAL TRANSMISSIONS OF MUNCIE FACILITY
MUNCIE, INDIANA

AOI		*AOI 35*	*AOI 35*	*AOI 35*	*AOI 35*	*AOI 35*	*AOI 35*	*AOI 35*	*AOI 35*	*AOI 35*	*AOI 35*	*AOI 35*
Sample Location		*MW-15*	*MW-15*	*MW-15*	*MW-15*	*MW-15*	*MW-15*	*MW-15*	*MW-15*	*MW-15*	*MW-15*	*MW-15*
Sample Identification		*MW-201*	*MW-15*	*MW-15*	*MW-15*	*MW-15*	*MW-15*	*MW-15*	*MW-15*	*MW-15*	*MW-15*	*GW-17330-101002-EH-023*
Sample Date		*6/15/1994*	*3/21/1996*	*1/14/1998*	*10/1/1998*	*4/1/1999*	*8/5/1999*	*9/14/1999*	*10/1/2000*	*3/27/2001*	*6/1/2001*	*10/10/2002*
Sample Depth		-	-	-	-	-	-	-	-	-	-	-
Sample Depth												
	Units											
SVOCs (Continued)												
Ethyl methacrylate	ug/L	--	--	--	--	--	--	--	--	--	--	--
Ethyl methanesulfonate	ug/L	--	--	--	--	--	--	--	--	--	--	--
bis(2-Ethylhexyl)phthalate (DEHP)	ug/L	--	--	--	--	--	--	--	--	--	--	--
Famphur	ug/L	--	--	--	--	--	--	--	--	--	--	--
Fluoranthene	ug/L	--	--	--	--	--	--	--	--	--	--	--
Fluorene	ug/L	--	--	--	--	--	--	--	--	--	--	--
Hexachlorobenzene	ug/L	--	--	--	--	--	--	--	--	--	--	--
Hexachlorobutadiene	ug/L	--	--	--	--	--	--	--	--	--	--	--
Hexachlorocyclopentadiene	ug/L	--	--	--	--	--	--	--	--	--	--	--
Hexachloroethane	ug/L	--	--	--	--	--	--	--	--	--	--	--
Hexachlorophene A	ug/L	--	--	--	--	--	--	--	--	--	--	--
Hexachloropropene	ug/L	--	--	--	--	--	--	--	--	--	--	--
Indeno(1,2,3-cd)pyrene	ug/L	--	--	--	--	--	--	--	--	--	--	--
Iodomethane	ug/L	--	--	--	--	--	--	--	--	--	--	--
Isodrin	ug/L	--	--	--	--	--	--	--	--	--	--	--
Isophorone	ug/L	--	--	--	--	--	--	--	--	--	--	--
Isosafrole	ug/L	--	--	--	--	--	--	--	--	--	--	--
Kepone	ug/L	--	--	--	--	--	--	--	--	--	--	--
Methapyrilene	ug/L	--	--	--	--	--	--	--	--	--	--	--
Methyl acrylonitrile	ug/L	--	--	--	--	--	--	--	--	--	--	--
Methyl methacrylate	ug/L	--	--	--	--	--	--	--	--	--	--	--
Methyl methanesulfonate	ug/L	--	--	--	--	--	--	--	--	--	--	--
Methyl parathion	ug/L	--	--	--	--	--	--	--	--	--	--	--
3-Methylcholanthrene	ug/L	--	--	--	--	--	--	--	--	--	--	--
2-Methylnaphthalene	ug/L	--	--	--	--	--	--	--	--	--	--	--
2-Methylphenol	ug/L	--	--	--	--	--	--	--	--	--	--	--
3&4-Methylphenol	ug/L	--	--	--	--	--	--	--	--	--	--	--
4-Methylphenol	ug/L	--	--	--	--	--	--	--	--	--	--	--
Naphthalene	ug/L	--	--	--	--	--	--	--	--	--	--	--
1,4-Naphthoquinone	ug/L	--	--	--	--	--	--	--	--	--	--	--
1-Naphthylamine	ug/L	--	--	--	--	--	--	--	--	--	--	--
2-Naphthylamine	ug/L	--	--	--	--	--	--	--	--	--	--	--
2-Nitroaniline	ug/L	--	--	--	--	--	--	--	--	--	--	--
3-Nitroaniline	ug/L	--	--	--	--	--	--	--	--	--	--	--
4-Nitroaniline	ug/L	--	--	--	--	--	--	--	--	--	--	--
Nitrobenzene	ug/L	--	--	--	--	--	--	--	--	--	--	--
2-Nitrophenol	ug/L	--	--	--	--	--	--	--	--	--	--	--
4-Nitrophenol	ug/L	--	--	--	--	--	--	--	--	--	--	--
4-Nitroquinoline-N-oxide	ug/L	--	--	--	--	--	--	--	--	--	--	--
N-Nitrosodi-n-butylamine	ug/L	--	--	--	--	--	--	--	--	--	--	--
N-Nitrosodi-n-propylamine	ug/L	--	--	--	--	--	--	--	--	--	--	--
N-Nitrosodiphenylamine	ug/L	--	--	--	--	--	--	--	--	--	--	--
N-Nitrosodiethylamine	ug/L	--	--	--	--	--	--	--	--	--	--	--
N-Nitrosodimethylamine	ug/L	--	--	--	--	--	--	--	--	--	--	--
N-Nitrosomethylethylamine	ug/L	--	--	--	--	--	--	--	--	--	--	--

APPENDIX G.3

GROUNDWATER QUALITY DATA
RFI REPORT
FORMER MANUAL TRANSMISSIONS OF MUNCIE FACILITY
MUNCIE, INDIANA

AOI		*AOI 35*	*AOI 35*	*AOI 35*	*AOI 35*	*AOI 35*	*AOI 35*	*AOI 35*	*AOI 35*	*AOI 35*	*AOI 35*	*AOI 35*
Sample Location		*MW-15*	*MW-15*	*MW-15*	*MW-15*	*MW-15*	*MW-15*	*MW-15*	*MW-15*	*MW-15*	*MW-15*	*MW-15*
Sample Identification		*MW-201*	*MW-15*	*MW-15*	*MW-15*	*MW-15*	*MW-15*	*MW-15*	*MW-15*	*MW-15*	*MW-15*	*GW-17330-101002-EH-023*
Sample Date		*6/15/1994*	*3/21/1996*	*1/14/1998*	*10/1/1998*	*4/1/1999*	*8/5/1999*	*9/14/1999*	*10/1/2000*	*3/27/2001*	*6/1/2001*	*10/10/2002*
Sample Depth		-	-	-	-	-	-	-	-	-	-	-
Sample Depth												
	Units											
SVOCs (Continued)												
N-Nitrosomorpholine	ug/L	--	--	--	--	--	--	--	--	--	--	--
N-Nitrosopiperidine	ug/L	--	--	--	--	--	--	--	--	--	--	--
N-Nitrosopyrrolidine	ug/L	--	--	--	--	--	--	--	--	--	--	--
2,2'-Oxybis(1-chloropropane) (bis(2-Chloroisopropyl) ether)	ug/L	--	--	--	--	--	--	--	--	--	--	--
Pentachlorobenzene	ug/L	--	--	--	--	--	--	--	--	--	--	--
Pentachloroethane	ug/L	--	--	--	--	--	--	--	--	--	--	--
Pentachloronitrobenzene	ug/L	--	--	--	--	--	--	--	--	--	--	--
Pentachlorophenol	ug/L	--	--	--	--	--	--	--	--	--	--	--
Phenacetin	ug/L	--	--	--	--	--	--	--	--	--	--	--
Phenanthrene	ug/L	--	--	--	--	--	--	--	--	--	--	--
Phenol	ug/L	--	--	--	--	--	--	--	--	--	--	--
p-Phenylenediamine	ug/L	--	--	--	--	--	--	--	--	--	--	--
Phorate	ug/L	--	--	--	--	--	--	--	--	--	--	--
2-Picoline	ug/L	--	--	--	--	--	--	--	--	--	--	--
Pronamide	ug/L	--	--	--	--	--	--	--	--	--	--	--
Propionitrile (ethyl cyanide)	ug/L	--	--	--	--	--	--	--	--	--	--	--
Pyrene	ug/L	--	--	--	--	--	--	--	--	--	--	--
Pyridine	ug/L	--	--	--	--	--	--	--	--	--	--	--
Safrole	ug/L	--	--	--	--	--	--	--	--	--	--	--
1,2,4,5-Tetrachlorobenzene	ug/L	--	--	--	--	--	--	--	--	--	--	--
1,1,1,2-Tetrachloroethane	ug/L	--	--	--	--	--	--	--	--	--	--	--
2,3,4,6-Tetrachlorophenol	ug/L	--	--	--	--	--	--	--	--	--	--	--
Thionazin (O,O-diethyl-O-2-pyrazinyl phosphorothioate)	ug/L	--	--	--	--	--	--	--	--	--	--	--
o-Toluidine A	ug/L	--	--	--	--	--	--	--	--	--	--	--
5-Nitro-2-toluidine	ug/L	--	--	--	--	--	--	--	--	--	--	--
2,4,5-Trichlorophenol	ug/L	--	--	--	--	--	--	--	--	--	--	--
2,4,6-Trichlorophenol	ug/L	--	--	--	--	--	--	--	--	--	--	--
1,2,3-Trichloropropane	ug/L	--	--	--	--	--	--	--	--	--	--	--
0,0,0-Triethylphosphorothioate	ug/L	--	--	--	--	--	--	--	--	--	--	--
1,3,5-Trinitrobenzene	ug/L	--	--	--	--	--	--	--	--	--	--	--
PCBs												
Aroclor-1016 (PCB-1016)	ug/L	--	--	--	--	--	--	--	--	--	--	--
Aroclor-1221 (PCB-1221)	ug/L	--	--	--	--	--	--	--	--	--	--	--
Aroclor-1232 (PCB-1232)	ug/L	--	--	--	--	--	--	--	--	--	--	--
Aroclor-1242 (PCB-1242)	ug/L	--	--	--	--	--	--	--	--	--	--	--
Aroclor-1248 (PCB-1248)	ug/L	--	--	--	--	--	--	--	--	--	--	--
Aroclor-1254 (PCB-1254)	ug/L	--	--	--	--	--	--	--	--	--	--	--
Aroclor-1260 (PCB-1260)	ug/L	--	--	--	--	--	--	--	--	--	--	--
Total PCBs	ug/L	--	--	--	--	--	--	--	--	--	--	--
Total Petroleum Hydrocarbons (TPH)												
Total Petroleum Hydrocarbons - Purgeable (GRO)	ug/L	--	--	--	--	--	--	--	--	--	--	--

APPENDIX G.3

GROUNDWATER QUALITY DATA
RFI REPORT
FORMER MANUAL TRANSMISSIONS OF MUNCIE FACILITY
MUNCIE, INDIANA

AOI		*AOI 35*	*AOI 35*	*AOI 35*	*AOI 35*	*AOI 35*	*AOI 35*	*AOI 35*	*AOI 35*	*AOI 35*	*AOI 35*	*AOI 35*
Sample Location		*MW-15*	*MW-15*	*MW-15*	*MW-15*	*MW-15*	*MW-15*	*MW-15*	*MW-15*	*MW-15*	*MW-15*	*MW-15*
Sample Identification		*MW-201*	*MW-15*	*MW-15*	*MW-15*	*MW-15*	*MW-15*	*MW-15*	*MW-15*	*MW-15*	*MW-15*	*GW-17330-101002-EH-023*
Sample Date		*6/15/1994*	*3/21/1996*	*1/14/1998*	*10/1/1998*	*4/1/1999*	*8/5/1999*	*9/14/1999*	*10/1/2000*	*3/27/2001*	*6/1/2001*	*10/10/2002*
Sample Depth		-	-	-	-	-	-	-	-	-	-	-
Sample Depth												
	Units											
Metals												
Aluminum	ug/L	--	--	--	--	--	--	--	--	--	--	--
Antimony	ug/L	--	--	--	--	--	--	--	--	--	--	--
Arsenic	ug/L	--	--	--	--	--	--	--	--	--	--	--
Arsenic (dissolved)	ug/L	--	--	--	--	--	--	--	--	--	--	--
Barium	ug/L	--	--	--	--	--	--	--	--	--	--	--
Barium (dissolved)	ug/L	--	--	--	--	--	--	--	--	--	--	--
Beryllium	ug/L	--	--	--	--	--	--	--	--	--	--	--
Cadmium	ug/L	--	--	--	--	--	--	--	--	--	--	--
Cadmium (dissolved)	ug/L	--	--	--	--	--	--	--	--	--	--	--
Calcium	ug/L	--	--	--	--	--	--	--	--	--	--	--
Calcium (dissolved)	ug/L	--	--	--	--	--	--	--	--	--	--	--
Chromium	ug/L	--	--	--	--	--	--	--	--	--	--	--
Chromium (dissolved)	ug/L	--	--	--	--	--	--	--	--	--	--	--
Cobalt	ug/L	--	--	--	--	--	--	--	--	--	--	--
Copper	ug/L	--	--	--	--	--	--	--	--	--	--	--
Copper (dissolved)	ug/L	--	--	--	--	--	--	--	--	--	--	--
Iron	ug/L	--	--	--	--	--	--	--	--	--	--	--
Iron (dissolved)	ug/L	--	--	--	--	--	--	--	--	--	--	--
Lead	ug/L	--	--	--	--	--	--	--	--	--	--	--
Lead (dissolved)	ug/L	--	--	--	--	--	--	--	--	--	--	--
Magnesium	ug/L	--	--	--	--	--	--	--	--	--	--	--
Magnesium (dissolved)	ug/L	--	--	--	--	--	--	--	--	--	--	--
Manganese	ug/L	--	--	--	--	--	--	--	--	--	--	--
Manganese (dissolved)	ug/L	--	--	--	--	--	--	--	--	--	--	--
Mercury	ug/L	--	--	--	--	--	--	--	--	--	--	--
Mercury (dissolved)	ug/L	--	--	--	--	--	--	--	--	--	--	--
Nickel	ug/L	--	--	--	--	--	--	--	--	--	--	--
Nickel (dissolved)	ug/L	--	--	--	--	--	--	--	--	--	--	--
Potassium	ug/L	--	--	--	--	--	--	--	--	--	--	--
Selenium	ug/L	--	--	--	--	--	--	--	--	--	--	--
Selenium (dissolved)	ug/L	--	--	--	--	--	--	--	--	--	--	--
Silver	ug/L	--	--	--	--	--	--	--	--	--	--	--
Silver (dissolved)	ug/L	--	--	--	--	--	--	--	--	--	--	--
Sodium	ug/L	--	--	--	--	--	--	--	--	--	--	--
Thallium	ug/L	--	--	--	--	--	--	--	--	--	--	--
Vanadium	ug/L	--	--	--	--	--	--	--	--	--	--	--
Zinc	ug/L	--	--	--	--	--	--	--	--	--	--	--
Zinc (dissolved)	ug/L	--	--	--	--	--	--	--	--	--	--	--

APPENDIX G.3

GROUNDWATER QUALITY DATA
RFI REPORT
FORMER MANUAL TRANSMISSIONS OF MUNCIE FACILITY
MUNCIE, INDIANA

AOI		***AOI 35***	***AOI 35***	***AOI 35***	***AOI 35***	***AOI 35***	***AOI 35***	***AOI 35***	***AOI 35***	***AOI 35***	***AOI 35***	***AOI 35***
Sample Location		***MW-15***	***MW-15***	***MW-15***	***MW-15***	***MW-15***	***MW-15***	***MW-15***	***MW-15***	***MW-15***	***MW-15***	***MW-15***
Sample Identification		***MW-201***	***MW-15***	***MW-15***	***MW-15***	***MW-15***	***MW-15***	***MW-15***	***MW-15***	***MW-15***	***MW-15***	***GW-17330-101002-EH-023***
Sample Date		***6/15/1994***	***3/21/1996***	***1/14/1998***	***10/1/1998***	***4/1/1999***	***8/5/1999***	***9/14/1999***	***10/1/2000***	***3/27/2001***	***6/1/2001***	***10/10/2002***
Sample Depth		-	-	-	-	-	-	-	-	-	-	-
Sample Depth												
	Units											
Gas												
Ethane	ug/L	--	--	--	--	--	--	--	--	--	--	--
Ethene	ug/L	--	--	--	--	--	--	--	--	--	--	--
Methane	ug/L	--	--	--	--	--	--	--	--	--	--	--
General Chemistry												
Alkalinity, bicarbonate	ug/L	--	--	--	--	--	--	--	--	--	--	--
Alkalinity, carbonate	ug/L	--	--	--	--	--	--	--	--	--	--	--
Bicarbonate (as CaCO3)	ug/L	--	--	--	--	--	--	--	--	--	--	--
Chloride	ug/L	--	--	--	--	--	--	--	--	--	--	--
Dissolved organic carbon (DOC)	ug/L	--	--	--	--	--	--	--	--	--	--	--
Hardness	ug/L	--	--	--	--	--	--	--	--	--	--	--
Hardness, carbonate	ug/L	--	--	--	--	--	--	--	--	--	--	--
Nitrate (as N)	ug/L	--	--	--	--	--	--	--	--	--	--	--
Nitrite (as N)	ug/L	--	--	--	--	--	--	--	--	--	--	--
pH	s.u.	--	--	--	--	--	--	--	--	--	--	--
Sulfate	ug/L	--	--	--	--	--	--	--	--	--	--	--
Sulfide	ug/L	--	--	--	--	--	--	--	--	--	--	--
Total dissolved solids (TDS)	ug/L	--	--	--	--	--	--	--	--	--	--	--
Total organic carbon (TOC)	ug/L	--	--	--	--	--	--	--	--	--	--	--

Notes
ug/L - Micrograms per litre
"-" - No value
U - Not detected at the associated reporting limit
J - Estimated concentration
UJ - Not detected; associated reporting limit is estimated
R - Rejected
s.u. - Standard units
nc - No criteria
ND - Non Detect (calculation)
BOLD[abc] Concentration exceeds associated screening level
IDEM Appendix A: Screening Levels Remedation Closure Guide - March 25, 2014
a - Exceeds IDEM residential tap screening levels
b - Exceeds IDEM residential vapor exposure screening levels
c - Exceeds IDEM commercial/industrial vapor screening levels

APPENDIX G.3

GROUNDWATER QUALITY DATA
RFI REPORT
FORMER MANUAL TRANSMISSIONS OF MUNCIE FACILITY
MUNCIE, INDIANA

AOI		*AOI 35*	*AOI 35*	*AOI 35*	*AOI 35*	*AOI 35*
Sample Location		*MW-15*	*MW-15*	*MW-15*	*MW-15*	*MW-15*
Sample Identification		*GW-072204-MR-029*	*GW-017330-042905-TP-031*	*GW-017330-102005-TP-022*	*GW-017330-051206-NH-034*	*GW-017324-111708-NH-027*
Sample Date		*7/22/2004*	*4/29/2005*	*10/20/2005*	*5/12/2006*	*11/17/2008*
Sample Depth		-	-	-	-	-
Sample Depth						
	Units					
Volatile Organic Compounds (VOCs)						
Acetone	ug/L	1400 U	330 U	180 J	500 U	5000 U
Benzene	ug/L	140 U	33 U	50 U	50 U	500 U
Bromodichloromethane	ug/L	140 U	33 U	50 U	50 U	500 U
Bromoform	ug/L	140 U	33 U	50 UJ	50 U	500 U
Bromomethane (Methyl bromide)	ug/L	140 U	33 U	50 UJ	50 U	500 U
2-Butanone (Methyl ethyl ketone) (MEK)	ug/L	1400 U	330 U	500 U	500 U	5000 U
Carbon disulfide	ug/L	140 U	33 U	50 U	50 U	500 U
Carbon tetrachloride	ug/L	140 U	33 U	50 U	50 U	500 U
Chlorobenzene	ug/L	140 U	33 U	50 U	50 U	500 U
Chloroethane	ug/L	140 U	33 U	50 U	50 U	500 U
2-Chloroethyl vinyl ether	ug/L	--	--	--	--	--
Chloroform (Trichloromethane)	ug/L	140 U	33 U	50 U	50 U	500 U
Chloromethane (Methyl chloride)	ug/L	140 U	33 U	50 UJ	50 U	500 U
Cyclohexane	ug/L	140 U	33 U	50 U	--	500 U
1,2-Dibromo-3-chloropropane (DBCP)	ug/L	290 U	67 U	100 UJ	--	1000 U
Dibromochloromethane	ug/L	140 U	33 U	50 UJ	50 U	500 U
1,2-Dibromoethane (Ethylene dibromide)	ug/L	140 U	33 U	50 UJ	--	500 U
1,2-Dichlorobenzene	ug/L	140 U	33 U	50 U	--	500 U
1,3-Dichlorobenzene	ug/L	140 U	33 U	50 U	--	500 U
1,4-Dichlorobenzene	ug/L	140 U	33 U	50 U	--	500 U
Dichlorodifluoromethane (CFC-12)	ug/L	140 U	33 U	50 U	--	500 U
1,1-Dichloroethane	ug/L	140 U	33 U	50 U	50 U	500 U
1,2-Dichloroethane	ug/L	140 U	33 U	50 U	50 U	500 U
1,2-Dichloroethene (total)	ug/L	--	--	--	--	--
1,1-Dichloroethene	ug/L	140 U	33 U	50 U	50 U	500 U
cis-1,2-Dichloroethene	ug/L	140 U	33 U	50 U	50 U	500 U
trans-1,2-Dichloroethene	ug/L	140 U	33 U	50 U	50 U	500 U
1,2-Dichloropropane	ug/L	140 U	33 U	50 U	50 U	500 U
cis-1,3-Dichloropropene	ug/L	140 U	33 U	50 U	50 U	500 U
trans-1,3-Dichloropropene	ug/L	140 U	33 U	50 UJ	50 U	500 U
Ethylbenzene	ug/L	140 U	33 U	50 U	50 U	500 U
2-Hexanone	ug/L	1400 U	330 U	500 U	500 U	5000 U
Isopropyl benzene	ug/L	140 U	33 U	50 U	--	500 U
Methyl acetate	ug/L	1400 U	330 U	500 U	--	5000 U
Methyl cyclohexane	ug/L	140 U	33 U	50 U	--	500 U
Methyl tert butyl ether (MTBE)	ug/L	710 U	170 U	250 U	--	2500 U
4-Methyl-2-pentanone (Methyl isobutyl ketone) (MIBK)	ug/L	1400 U	330 U	500 U	500 U	5000 U
Methylene chloride	ug/L	**210**[a]	33 U	50 UJ	**13 J**[a]	500 U
Styrene	ug/L	140 U	33 U	50 U	50 U	500 U
VOCs (Continued)						

APPENDIX G.3

GROUNDWATER QUALITY DATA
RFI REPORT
FORMER MANUAL TRANSMISSIONS OF MUNCIE FACILITY
MUNCIE, INDIANA

AOI		*AOI 35*	*AOI 35*	*AOI 35*	*AOI 35*	*AOI 35*
Sample Location		***MW-15***	***MW-15***	***MW-15***	***MW-15***	***MW-15***
Sample Identification		***GW-072204-MR-029***	***GW-017330-042905-TP-031***	***GW-017330-102005-TP-022***	***GW-017330-051206-NH-034***	***GW-017324-111708-NH-027***
Sample Date		***7/22/2004***	***4/29/2005***	***10/20/2005***	***5/12/2006***	***11/17/2008***
Sample Depth		*-*	*-*	*-*	*-*	*-*
Sample Depth						
	Units					
1,1,2,2-Tetrachloroethane	ug/L	140 U	33 U	50 U	50 U	500 U
Tetrachloroethene	ug/L	**4500**[abc]	**960**[abc]	**3300**[abc]	**4300**[abc]	**14000**[abc]
Toluene	ug/L	140 U	33 U	50 U	50 U	500 U
1,2,4-Trichlorobenzene	ug/L	140 U	33 U	50 U	--	500 U
1,1,1-Trichloroethane	ug/L	140 U	33 U	50 U	50 U	500 U
1,1,2-Trichloroethane	ug/L	140 U	33 U	50 U	50 U	500 U
Trichloroethene	ug/L	140 U	**9.7 J**[ab]	**14 J**[ab]	50 U	500 U
Trichlorofluoromethane (CFC-11)	ug/L	140 U	33 U	50 U	--	500 U
Trifluorotrichloroethane (Freon 113)	ug/L	140 U	33 U	50 U	--	500 U
Vinyl acetate	ug/L	--	--	--	--	--
Vinyl chloride	ug/L	140 U	33 U	50 U	50 U	500 U
Xylenes (total)	ug/L	290 U	67 U	100 U	100 U	1000 U
Semi-Volatile Organic Compounds (SVOCs)						
Acenaphthene	ug/L	--	--	--	0.2 U	0.20 U
Acenaphthylene	ug/L	--	--	--	0.2 U	0.20 U
Acetonitrile	ug/L	--	--	--	--	--
Acetophenone	ug/L	--	--	--	1 U	1.0 U
2-Acetylaminofluorene	ug/L	--	--	--	--	--
Acrolein	ug/L	--	--	--	--	--
Acrylonitrile	ug/L	--	--	--	--	--
Allyl chloride	ug/L	--	--	--	--	--
4-Aminobiphenyl	ug/L	--	--	--	--	--
Aniline	ug/L	--	--	--	--	--
Anthracene	ug/L	--	--	--	0.2 U	0.20 U
Aramite	ug/L	--	--	--	--	--
Atrazine	ug/L	--	--	--	1 U	1.0 U
Benzaldehyde	ug/L	--	--	--	1 U	1.0 U
Benzidine	ug/L	--	--	--	--	--
Benzo(a)anthracene	ug/L	--	--	--	0.2 U	0.20 U
Benzo(a)pyrene	ug/L	--	--	--	0.2 U	0.20 U
Benzo(b)fluoranthene	ug/L	--	--	--	0.2 U	0.20 U
Benzo(g,h,i)perylene	ug/L	--	--	--	0.2 U	0.20 U
Benzo(k)fluoranthene	ug/L	--	--	--	0.2 U	0.20 U
Benzoic acid	ug/L	--	--	--	--	--
Benzyl alcohol	ug/L	--	--	--	--	--
Biphenyl (1,1-Biphenyl)	ug/L	--	--	--	1 U	1.0 U
4-Bromophenyl phenyl ether	ug/L	--	--	--	2 U	2.0 U
Butyl benzylphthalate (BBP)	ug/L	--	--	--	1 U	1.0 U
Caprolactam	ug/L	--	--	--	5 U	5.0 U
Carbazole	ug/L	--	--	--	1 U	1.0 U
4-Chloro-3-methylphenol	ug/L	--	--	--	2 U	2.0 U
4-Chloroaniline	ug/L	--	--	--	2 U	2.0 U
Chlorobenzilate	ug/L	--	--	--	--	--
bis(2-Chloroethoxy)methane	ug/L	--	--	--	1 U	1.0 U
bis(2-Chloroethyl)ether	ug/L	--	--	--	1 U	1.0 U

APPENDIX G.3

GROUNDWATER QUALITY DATA
RFI REPORT
FORMER MANUAL TRANSMISSIONS OF MUNCIE FACILITY
MUNCIE, INDIANA

AOI		*AOI 35*	*AOI 35*	*AOI 35*	*AOI 35*	*AOI 35*
Sample Location		*MW-15*	*MW-15*	*MW-15*	*MW-15*	*MW-15*
Sample Identification		*GW-072204-MR-029*	*GW-017330-042905-TP-031*	*GW-017330-102005-TP-022*	*GW-017330-051206-NH-034*	*GW-017324-111708-NH-027*
Sample Date		*7/22/2004*	*4/29/2005*	*10/20/2005*	*5/12/2006*	*11/17/2008*
Sample Depth		*-*	*-*	*-*	*-*	*-*
Sample Depth						
	Units					
2-Chloronaphthalene	ug/L	--	--	--	1 U	1.0 U
2-Chlorophenol	ug/L	--	--	--	1 U	1.0 U
4-Chlorophenyl phenyl ether	ug/L	--	--	--	2 U	2.0 U
Chloroprene	ug/L	--	--	--	--	--
Chrysene	ug/L	--	--	--	0.2 U	0.20 U
Cresol isomers	ug/L	--	--	--	--	--
Diallate	ug/L	--	--	--	--	--
Dibenz(a,h)anthracene	ug/L	--	--	--	0.2 U	0.20 U
Dibenzofuran	ug/L	--	--	--	1 U	1.0 U
Dibromochloromethane	ug/L	--	--	--	--	--
Dibromomethane	ug/L	--	--	--	--	--
trans-1,4-Dichloro-2-butene	ug/L	--	--	--	--	--
3,3'-Dichlorobenzidine	ug/L	--	--	--	5 U	5.0 U
2,4-Dichlorophenol	ug/L	--	--	--	2 U	2.0 U
2,6-Dichlorophenol	ug/L	--	--	--	--	--
Diethyl phthalate	ug/L	--	--	--	1 U	1.0 U
Dimethoate	ug/L	--	--	--	--	--
Dimethyl phthalate	ug/L	--	--	--	1 U	1.0 U
p-Dimethylaminoazobenzene A	ug/L	--	--	--	--	--
7,12-Dimethylbenz(a)anthracene	ug/L	--	--	--	--	--
3,3-Dimethylbenzidine	ug/L	--	--	--	--	--
a,a-Dimethylphenethylamine	ug/L	--	--	--	--	--
2,4-Dimethylphenol	ug/L	--	--	--	2 U	2.0 U
Di-n-butylphthalate (DBP)	ug/L	--	--	--	1 U	1.0 U
4,6-Dinitro-2-methylphenol	ug/L	--	--	--	5 U	5.0 U
Dinitrobenzene, NOS	ug/L	--	--	--	--	--
2,4-Dinitrophenol	ug/L	--	--	--	5 U	5.0 U
2,4-Dinitrotoluene	ug/L	--	--	--	5 U	5.0 U
2,6-Dinitrotoluene	ug/L	--	--	--	5 U	5.0 U
Di-n-octyl phthalate (DnOP)	ug/L	--	--	--	1 U	1.0 U
1,4-Dioxane	ug/L	--	--	--	--	--
Diphenylamine	ug/L	--	--	--	--	--
1,2-Diphenylhydrazine	ug/L	--	--	--	--	--
Disulfoton	ug/L	--	--	--	--	--

APPENDIX G.3

GROUNDWATER QUALITY DATA
RFI REPORT
FORMER MANUAL TRANSMISSIONS OF MUNCIE FACILITY
MUNCIE, INDIANA

AOI		*AOI 35*	*AOI 35*	*AOI 35*	*AOI 35*	*AOI 35*
Sample Location		*MW-15*	*MW-15*	*MW-15*	*MW-15*	*MW-15*
Sample Identification		*GW-072204-MR-029*	*GW-017330-042905-TP-031*	*GW-017330-102005-TP-022*	*GW-017330-051206-NH-034*	*GW-017324-111708-NH-027*
Sample Date		*7/22/2004*	*4/29/2005*	*10/20/2005*	*5/12/2006*	*11/17/2008*
Sample Depth		*-*	*-*	*-*	*-*	*-*
Sample Depth						
	Units					
SVOCs (Continued)						
Ethyl methacrylate	ug/L	--	--	--	--	--
Ethyl methanesulfonate	ug/L	--	--	--	--	--
bis(2-Ethylhexyl)phthalate (DEHP)	ug/L	--	--	--	2.9 U	2.0 U
Famphur	ug/L	--	--	--	--	--
Fluoranthene	ug/L	--	--	--	0.2 U	0.20 U
Fluorene	ug/L	--	--	--	0.2 U	0.20 U
Hexachlorobenzene	ug/L	--	--	--	0.2 U	0.20 U
Hexachlorobutadiene	ug/L	--	--	--	1 U	1.0 U
Hexachlorocyclopentadiene	ug/L	--	--	--	10 U	10 U
Hexachloroethane	ug/L	--	--	--	1 U	1.0 U
Hexachlorophene A	ug/L	--	--	--	--	--
Hexachloropropene	ug/L	--	--	--	--	--
Indeno(1,2,3-cd)pyrene	ug/L	--	--	--	0.2 U	0.20 U
Iodomethane	ug/L	--	--	--	--	--
Isodrin	ug/L	--	--	--	--	--
Isophorone	ug/L	--	--	--	1 U	1.0 U
Isosafrole	ug/L	--	--	--	--	--
Kepone	ug/L	--	--	--	--	--
Methapyrilene	ug/L	--	--	--	--	--
Methyl acrylonitrile	ug/L	--	--	--	--	--
Methyl methacrylate	ug/L	--	--	--	--	--
Methyl methanesulfonate	ug/L	--	--	--	--	--
Methyl parathion	ug/L	--	--	--	--	--
3-Methylcholanthrene	ug/L	--	--	--	--	--
2-Methylnaphthalene	ug/L	--	--	--	0.2 U	0.20 U
2-Methylphenol	ug/L	--	--	--	1 U	1.0 U
3&4-Methylphenol	ug/L	--	--	--	--	--
4-Methylphenol	ug/L	--	--	--	1 U	1.0 U
Naphthalene	ug/L	--	--	--	0.2 U	0.20 U
1,4-Naphthoquinone	ug/L	--	--	--	--	--
1-Naphthylamine	ug/L	--	--	--	--	--
2-Naphthylamine	ug/L	--	--	--	--	--
2-Nitroaniline	ug/L	--	--	--	2 U	2.0 U
3-Nitroaniline	ug/L	--	--	--	2 U	2.0 U
4-Nitroaniline	ug/L	--	--	--	2 U	2.0 U
Nitrobenzene	ug/L	--	--	--	1 U	1.0 U
2-Nitrophenol	ug/L	--	--	--	2 U	2.0 U
4-Nitrophenol	ug/L	--	--	--	5 U	5.0 U
4-Nitroquinoline-N-oxide	ug/L	--	--	--	--	--
N-Nitrosodi-n-butylamine	ug/L	--	--	--	--	--
N-Nitrosodi-n-propylamine	ug/L	--	--	--	1 U	1.0 U
N-Nitrosodiphenylamine	ug/L	--	--	--	1 U	1.0 U
N-Nitrosodiethylamine	ug/L	--	--	--	--	--
N-Nitrosodimethylamine	ug/L	--	--	--	--	--
N-Nitrosomethylethylamine	ug/L	--	--	--	--	--

APPENDIX G.3

GROUNDWATER QUALITY DATA
RFI REPORT
FORMER MANUAL TRANSMISSIONS OF MUNCIE FACILITY
MUNCIE, INDIANA

AOI		*AOI 35*	*AOI 35*	*AOI 35*	*AOI 35*	*AOI 35*
Sample Location		*MW-15*	*MW-15*	*MW-15*	*MW-15*	*MW-15*
Sample Identification		*GW-072204-MR-029*	*GW-017330-042905-TP-031*	*GW-017330-102005-TP-022*	*GW-017330-051206-NH-034*	*GW-017324-111708-NH-027*
Sample Date		*7/22/2004*	*4/29/2005*	*10/20/2005*	*5/12/2006*	*11/17/2008*
Sample Depth		*-*	*-*	*-*	*-*	*-*
Sample Depth						
	Units					
SVOCs (Continued)						
N-Nitrosomorpholine	ug/L	--	--	--	--	--
N-Nitrosopiperidine	ug/L	--	--	--	--	--
N-Nitrosopyrrolidine	ug/L	--	--	--	--	--
2,2'-Oxybis(1-chloropropane) (bis(2-Chloroisopropyl) ether)	ug/L	--	--	--	1 U	1.0 U
Pentachlorobenzene	ug/L	--	--	--	--	--
Pentachloroethane	ug/L	--	--	--	--	--
Pentachloronitrobenzene	ug/L	--	--	--	--	--
Pentachlorophenol	ug/L	--	--	--	5 U	5.0 U
Phenacetin	ug/L	--	--	--	--	--
Phenanthrene	ug/L	--	--	--	0.2 U	0.20 U
Phenol	ug/L	--	--	--	1 U	1.0 U
p-Phenylenediamine	ug/L	--	--	--	--	--
Phorate	ug/L	--	--	--	--	--
2-Picoline	ug/L	--	--	--	--	--
Pronamide	ug/L	--	--	--	--	--
Propionitrile (ethyl cyanide)	ug/L	--	--	--	--	--
Pyrene	ug/L	--	--	--	0.2 U	0.20 U
Pyridine	ug/L	--	--	--	--	--
Safrole	ug/L	--	--	--	--	--
1,2,4,5-Tetrachlorobenzene	ug/L	--	--	--	--	--
1,1,1,2-Tetrachloroethane	ug/L	--	--	--	--	--
2,3,4,6-Tetrachlorophenol	ug/L	--	--	--	--	--
Thionazin (O,O-diethyl-O-2-pyrazinyl phosphorothioate)	ug/L	--	--	--	--	--
o-Toluidine A	ug/L	--	--	--	--	--
5-Nitro-2-toluidine	ug/L	--	--	--	--	--
2,4,5-Trichlorophenol	ug/L	--	--	--	5 U	5.0 U
2,4,6-Trichlorophenol	ug/L	--	--	--	5 U	5.0 U
1,2,3-Trichloropropane	ug/L	--	--	--	--	--
0,0,0-Triethylphosphorothioate	ug/L	--	--	--	--	--
1,3,5-Trinitrobenzene	ug/L	--	--	--	--	--
PCBs						
Aroclor-1016 (PCB-1016)	ug/L	--	--	--	--	--
Aroclor-1221 (PCB-1221)	ug/L	--	--	--	--	--
Aroclor-1232 (PCB-1232)	ug/L	--	--	--	--	--
Aroclor-1242 (PCB-1242)	ug/L	--	--	--	--	--
Aroclor-1248 (PCB-1248)	ug/L	--	--	--	--	--
Aroclor-1254 (PCB-1254)	ug/L	--	--	--	--	--
Aroclor-1260 (PCB-1260)	ug/L	--	--	--	--	--
Total PCBs	ug/L	--	--	--	--	--
Total Petroleum Hydrocarbons (TPH)						
Total Petroleum Hydrocarbons - Purgeable (GRO)	ug/L	--	--	--	--	--

APPENDIX G.3

GROUNDWATER QUALITY DATA
RFI REPORT
FORMER MANUAL TRANSMISSIONS OF MUNCIE FACILITY
MUNCIE, INDIANA

AOI		*AOI 35*	*AOI 35*	*AOI 35*	*AOI 35*	*AOI 35*
Sample Location		*MW-15*	*MW-15*	*MW-15*	*MW-15*	*MW-15*
Sample Identification		*GW-072204-MR-029*	*GW-017330-042905-TP-031*	*GW-017330-102005-TP-022*	*GW-017330-051206-NH-034*	*GW-017324-111708-NH-027*
Sample Date		*7/22/2004*	*4/29/2005*	*10/20/2005*	*5/12/2006*	*11/17/2008*
Sample Depth		*-*	*-*	*-*	*-*	*-*
Sample Depth						
	Units					
Metals						
Aluminum	ug/L	--	--	--	--	--
Antimony	ug/L	--	--	--	--	--
Arsenic	ug/L	--	--	--	10 U	10.0 U
Arsenic (dissolved)	ug/L	--	--	--	10 U	10.0 U
Barium	ug/L	--	--	--	116 J	200 U
Barium (dissolved)	ug/L	--	--	--	113 J	200 U
Beryllium	ug/L	--	--	--	--	--
Cadmium	ug/L	--	--	--	5 U	5.0 U
Cadmium (dissolved)	ug/L	--	--	--	5 U	5.0 U
Calcium	ug/L	--	--	--	--	--
Calcium (dissolved)	ug/L	136000	76600	112000	--	--
Chromium	ug/L	--	--	--	5.5 J	10.0 U
Chromium (dissolved)	ug/L	--	--	--	10 U	10.0 U
Cobalt	ug/L	--	--	--	--	--
Copper	ug/L	--	--	--	--	--
Copper (dissolved)	ug/L	--	--	--	--	--
Iron	ug/L	--	--	--	--	--
Iron (dissolved)	ug/L	--	--	--	--	--
Lead	ug/L	--	--	--	3 U	3.0 U
Lead (dissolved)	ug/L	--	--	--	3 U	3.0 U
Magnesium	ug/L	--	--	--	--	--
Magnesium (dissolved)	ug/L	43700	23000	36200	--	--
Manganese	ug/L	--	--	--	--	--
Manganese (dissolved)	ug/L	3.1 J	15 U	15 U	--	--
Mercury	ug/L	--	--	--	0.2 U	0.20 U
Mercury (dissolved)	ug/L	--	--	--	0.2 U	0.20 U
Nickel	ug/L	--	--	--	--	--
Nickel (dissolved)	ug/L	--	--	--	--	--
Potassium	ug/L	--	--	--	--	--
Selenium	ug/L	--	--	--	5 U	5.0 U
Selenium (dissolved)	ug/L	--	--	--	5 U	5.0 U
Silver	ug/L	--	--	--	10 U	10.0 U
Silver (dissolved)	ug/L	--	--	--	10 U	10.0 U
Sodium	ug/L	--	--	--	--	--
Thallium	ug/L	--	--	--	--	--
Vanadium	ug/L	--	--	--	--	--
Zinc	ug/L	--	--	--	--	--
Zinc (dissolved)	ug/L	--	--	--	--	--

APPENDIX G.3

GROUNDWATER QUALITY DATA
RFI REPORT
FORMER MANUAL TRANSMISSIONS OF MUNCIE FACILITY
MUNCIE, INDIANA

AOI		*AOI 35*	*AOI 35*	*AOI 35*	*AOI 35*	*AOI 35*
Sample Location		*MW-15*	*MW-15*	*MW-15*	*MW-15*	*MW-15*
Sample Identification		*GW-072204-MR-029*	*GW-017330-042905-TP-031*	*GW-017330-102005-TP-022*	*GW-017330-051206-NH-034*	*GW-017324-111708-NH-027*
Sample Date		*7/22/2004*	*4/29/2005*	*10/20/2005*	*5/12/2006*	*11/17/2008*
Sample Depth		-	-	-	-	-
Sample Depth						
	Units					
Gas						
Ethane	ug/L	0.50 U	0.50 U	0.50 U	--	--
Ethene	ug/L	0.50 U	0.50 U	0.50 U	--	--
Methane	ug/L	0.50 U	0.81	0.30 J	--	--
General Chemistry						
Alkalinity, bicarbonate	ug/L	300000	180000	270000	--	--
Alkalinity, carbonate	ug/L	5000 U	19000	10000	--	--
Bicarbonate (as CaCO3)	ug/L	--	--	--	--	--
Chloride	ug/L	684000	224000	667000	--	--
Dissolved organic carbon (DOC)	ug/L	1000	1000	2000	--	--
Hardness	ug/L	520000	286000	428000	--	--
Hardness, carbonate	ug/L	--	--	--	--	--
Nitrate (as N)	ug/L	3500	3200	8300	--	--
Nitrite (as N)	ug/L	450	100 U	510	--	--
pH	s.u.	--	--	--	--	--
Sulfate	ug/L	54600	22600	68900	--	--
Sulfide	ug/L	--	--	--	--	--
Total dissolved solids (TDS)	ug/L	--	--	--	--	--
Total organic carbon (TOC)	ug/L	--	--	--	--	--

Notes
ug/L - Micrograms per litre
"-" - No value
U - Not detected at the associated reporting limit
J - Estimated concentration
UJ - Not detected; associated reporting limit is estimated
R - Rejected
s.u. - Standard units
nc - No criteria
ND - Non Detect (calculation)
BOLD[abc] Concentration exceeds associated screening level
IDEM Appendix A: Screening Levels Remedation Closure Guide - March 25, 2014
a - Exceeds IDEM residential tap screening levels
b - Exceeds IDEM residential vapor exposure screening levels
c - Exceeds IDEM commercial/industrial vapor screening levels

APPENDIX G.3

GROUNDWATER QUALITY DATA
RFI REPORT
FORMER MANUAL TRANSMISSIONS OF MUNCIE FACILITY
MUNCIE, INDIANA

AOI		*AOI 35*	*AOI 35*	*AOI 35*	*AOI 35*	*AOI 35*	*AOI 35*	*AOI 35*	*AOI 35*
Sample Location		*MW-15*	*MW-15*	*MW-15*	*MW-16*	*MW-16*	*MW-16*	*MW-16*	*MW-16*
Sample Identification		*GW-17324-120611-EM-007*	*GW-017324-050514-SM-020*	*GW-017324-050514-SM-021*	*MW-16*	*MW-16*	*MW-16*	*MW-16*	*MW-16*
Sample Date		*12/6/2011*	*5/5/2014*	*5/5/2014*	*7/9/1990*	*12/1/1991*	*6/1/1994*	*3/21/1996*	*1/14/1998*
Sample Depth		-	-	-	-	-	-	-	-
Sample Depth									
	Units								
Volatile Organic Compounds (VOCs)									
Acetone	ug/L	830 U	330 U	400 U	5	U	U	U	U
Benzene	ug/L	83 U	33 U	40 U	2 U	U	U	U	U
Bromodichloromethane	ug/L	83 U	33 U	40 U	2 U	--	U	U	U
Bromoform	ug/L	83 U	33 U	40 U	2 U	--	--	--	--
Bromomethane (Methyl bromide)	ug/L	83 U	33 U	40 U	2 U	--	--	--	--
2-Butanone (Methyl ethyl ketone) (MEK)	ug/L	830 U	330 U	400 U	10 U	--	U	U	U
Carbon disulfide	ug/L	83 U	33 U	40 U	2 U	--	--	--	--
Carbon tetrachloride	ug/L	83 U	33 U	40 U	2 U	--	--	--	--
Chlorobenzene	ug/L	83 U	33 U	40 U	2 U	U	U	U	U
Chloroethane	ug/L	83 U	33 U	40 U	2 U	U	U	U	U
2-Chloroethyl vinyl ether	ug/L	--	--	--	--	U	U	U	U
Chloroform (Trichloromethane)	ug/L	83 U	33 U	40 U	2 U	U	2	0.3	U
Chloromethane (Methyl chloride)	ug/L	83 U	33 U	40 U	2 U	U	U	U	U
Cyclohexane	ug/L	83 U	33 U	40 U	--	--	--	--	--
1,2-Dibromo-3-chloropropane (DBCP)	ug/L	170 U	67 U	80 U	--	--	--	--	--
Dibromochloromethane	ug/L	83 U	33 U	40 U	--	--	--	--	--
1,2-Dibromoethane (Ethylene dibromide)	ug/L	83 U	33 U	40 U	--	--	--	--	--
1,2-Dichlorobenzene	ug/L	83 U	33 U	40 U	2 U	--	--	--	--
1,3-Dichlorobenzene	ug/L	83 U	33 U	40 U	2 U	--	--	--	--
1,4-Dichlorobenzene	ug/L	83 U	33 U	40 U	2 U	--	--	--	--
Dichlorodifluoromethane (CFC-12)	ug/L	83 U	33 U	40 U	--	--	--	--	--
1,1-Dichloroethane	ug/L	83 U	33 U	40 U	2 U	U	U	U	U
1,2-Dichloroethane	ug/L	83 U	33 U	40 U	2 U	U	U	U	U
1,2-Dichloroethene (total)	ug/L	--	--	--	2	U	U	U	U
1,1-Dichloroethene	ug/L	83 U	33 U	40 U	2 U	U	U	U	U
cis-1,2-Dichloroethene	ug/L	83 U	33 U	40 U	--	--	U	U	U
trans-1,2-Dichloroethene	ug/L	83 U	33 U	40 U	--	U	U	U	U
1,2-Dichloropropane	ug/L	83 U	33 U	40 U	2 U	--	--	--	--
cis-1,3-Dichloropropene	ug/L	83 U	33 U	40 U	2 U	--	--	--	--
trans-1,3-Dichloropropene	ug/L	83 U	33 U	40 U	2 U	--	--	--	--
Ethylbenzene	ug/L	83 U	33 U	40 U	2 U	U	U	U	U
2-Hexanone	ug/L	830 U	330 U	400 U	2 U	--	U	U	U
Isopropyl benzene	ug/L	83 U	33 U	40 U	--	--	--	--	--
Methyl acetate	ug/L	830 U	330 U	400 U	--	--	--	--	--
Methyl cyclohexane	ug/L	83 U	33 U	40 U	--	--	--	--	--
Methyl tert butyl ether (MTBE)	ug/L	420 U	33 U	40 U	--	--	--	--	--
4-Methyl-2-pentanone (Methyl isobutyl ketone) (MIBK)	ug/L	830 U	330 U	400 U	2 U	--	--	--	--
Methylene chloride	ug/L	**57 J[a]**	33 U	40 U	2 U	U	U	1	U
Styrene	ug/L	83 U	33 U	40 U	2 U	--	--	--	--
VOCs (Continued)									

APPENDIX G.3

GROUNDWATER QUALITY DATA
RFI REPORT
FORMER MANUAL TRANSMISSIONS OF MUNCIE FACILITY
MUNCIE, INDIANA

AOI		*AOI 35*	*AOI 35*	*AOI 35*	*AOI 35*	*AOI 35*	*AOI 35*	*AOI 35*	*AOI 35*
Sample Location		*MW-15*	*MW-15*	*MW-15*	*MW-16*	*MW-16*	*MW-16*	*MW-16*	*MW-16*
Sample Identification		*GW-17324-120611-EM-007*	*GW-017324-050514-SM-020*	*GW-017324-050514-SM-021*	*MW-16*	*MW-16*	*MW-16*	*MW-16*	*MW-16*
Sample Date		*12/6/2011*	*5/5/2014*	*5/5/2014*	*7/9/1990*	*12/1/1991*	*6/1/1994*	*3/21/1996*	*1/14/1998*
Sample Depth		-	-	-	-	-	-	-	-
Sample Depth									
	Units								
1,1,2,2-Tetrachloroethane	ug/L	83 U	33 U	40 U	2 U	--	--	--	--
Tetrachloroethene	ug/L	**2000[abc]**	**1100[abc]**	**1200[abc]**	2 U	**15[a]**	U	0.8	U
Toluene	ug/L	83 U	33 U	40 U	2 U	U	U	0.3	U
1,2,4-Trichlorobenzene	ug/L	83 U	33 U	40 U	--	--	--	--	--
1,1,1-Trichloroethane	ug/L	83 U	33 U	40 U	2 U	U	U	U	U
1,1,2-Trichloroethane	ug/L	83 U	33 U	40 U	2 U	--	--	--	--
Trichloroethene	ug/L	83 U	33 U	40 U	**6[a]**	U	**8[a]**	**7[a]**	**6.8[a]**
Trichlorofluoromethane (CFC-11)	ug/L	83 U	33 U	40 U	2 U	--	--	--	--
Trifluorotrichloroethane (Freon 113)	ug/L	83 U	33 U	40 U	--	--	--	--	--
Vinyl acetate	ug/L	--	--	--	2 U	--	--	--	--
Vinyl chloride	ug/L	83 U	33 U	40 U	2 U	U	U	U	U
Xylenes (total)	ug/L	170 U	67 U	80 U	2 U	U	U	U	U
Semi-Volatile Organic Compounds (SVOCs)									
Acenaphthene	ug/L	--	--	--	--	--	--	--	--
Acenaphthylene	ug/L	--	--	--	--	--	--	--	--
Acetonitrile	ug/L	--	--	--	--	--	--	--	--
Acetophenone	ug/L	--	--	--	--	--	--	--	--
2-Acetylaminofluorene	ug/L	--	--	--	--	--	--	--	--
Acrolein	ug/L	--	--	--	--	--	--	--	--
Acrylonitrile	ug/L	--	--	--	--	--	--	--	--
Allyl chloride	ug/L	--	--	--	--	--	--	--	--
4-Aminobiphenyl	ug/L	--	--	--	--	--	--	--	--
Aniline	ug/L	--	--	--	--	--	--	--	--
Anthracene	ug/L	--	--	--	--	--	--	--	--
Aramite	ug/L	--	--	--	--	--	--	--	--
Atrazine	ug/L	--	--	--	--	--	--	--	--
Benzaldehyde	ug/L	--	--	--	--	--	--	--	--
Benzidine	ug/L	--	--	--	--	--	--	--	--
Benzo(a)anthracene	ug/L	--	--	--	--	--	--	--	--
Benzo(a)pyrene	ug/L	--	--	--	--	--	--	--	--
Benzo(b)fluoranthene	ug/L	--	--	--	--	--	--	--	--
Benzo(g,h,i)perylene	ug/L	--	--	--	--	--	--	--	--
Benzo(k)fluoranthene	ug/L	--	--	--	--	--	--	--	--
Benzoic acid	ug/L	--	--	--	--	--	--	--	--
Benzyl alcohol	ug/L	--	--	--	--	--	--	--	--
Biphenyl (1,1-Biphenyl)	ug/L	--	--	--	--	--	--	--	--
4-Bromophenyl phenyl ether	ug/L	--	--	--	--	--	--	--	--
Butyl benzylphthalate (BBP)	ug/L	--	--	--	--	--	--	--	--
Caprolactam	ug/L	--	--	--	--	--	--	--	--
Carbazole	ug/L	--	--	--	--	--	--	--	--
4-Chloro-3-methylphenol	ug/L	--	--	--	--	--	--	--	--
4-Chloroaniline	ug/L	--	--	--	--	--	--	--	--
Chlorobenzilate	ug/L	--	--	--	--	--	--	--	--
bis(2-Chloroethoxy)methane	ug/L	--	--	--	--	--	--	--	--
bis(2-Chloroethyl)ether	ug/L	--	--	--	--	--	--	--	--

APPENDIX G.3

GROUNDWATER QUALITY DATA
RFI REPORT
FORMER MANUAL TRANSMISSIONS OF MUNCIE FACILITY
MUNCIE, INDIANA

AOI		*AOI 35*	*AOI 35*	*AOI 35*	*AOI 35*	*AOI 35*	*AOI 35*	*AOI 35*	*AOI 35*
Sample Location		*MW-15*	*MW-15*	*MW-15*	*MW-16*	*MW-16*	*MW-16*	*MW-16*	*MW-16*
Sample Identification		*GW-17324-120611-EM-007*	*GW-017324-050514-SM-020*	*GW-017324-050514-SM-021*	*MW-16*	*MW-16*	*MW-16*	*MW-16*	*MW-16*
Sample Date		*12/6/2011*	*5/5/2014*	*5/5/2014*	*7/9/1990*	*12/1/1991*	*6/1/1994*	*3/21/1996*	*1/14/1998*
Sample Depth		-	-	-	-	-	-	-	-
Sample Depth									
	Units								
2-Chloronaphthalene	ug/L	--	--	--	--	--	--	--	--
2-Chlorophenol	ug/L	--	--	--	--	--	--	--	--
4-Chlorophenyl phenyl ether	ug/L	--	--	--	--	--	--	--	--
Chloroprene	ug/L	--	--	--	--	--	--	--	--
Chrysene	ug/L	--	--	--	--	--	--	--	--
Cresol isomers	ug/L	--	--	--	--	--	--	--	--
Diallate	ug/L	--	--	--	--	--	--	--	--
Dibenz(a,h)anthracene	ug/L	--	--	--	--	--	--	--	--
Dibenzofuran	ug/L	--	--	--	--	--	--	--	--
Dibromochloromethane	ug/L	--	--	--	2 U	U	U	U	U
Dibromomethane	ug/L	--	--	--	--	--	--	--	--
trans-1,4-Dichloro-2-butene	ug/L	--	--	--	--	--	--	--	--
3,3'-Dichlorobenzidine	ug/L	--	--	--	--	--	--	--	--
2,4-Dichlorophenol	ug/L	--	--	--	--	--	--	--	--
2,6-Dichlorophenol	ug/L	--	--	--	--	--	--	--	--
Diethyl phthalate	ug/L	--	--	--	--	--	--	--	--
Dimethoate	ug/L	--	--	--	--	--	--	--	--
Dimethyl phthalate	ug/L	--	--	--	--	--	--	--	--
p-Dimethylaminoazobenzene A	ug/L	--	--	--	--	--	--	--	--
7,12-Dimethylbenz(a)anthracene	ug/L	--	--	--	--	--	--	--	--
3,3-Dimethylbenzidine	ug/L	--	--	--	--	--	--	--	--
a,a-Dimethylphenethylamine	ug/L	--	--	--	--	--	--	--	--
2,4-Dimethylphenol	ug/L	--	--	--	--	--	--	--	--
Di-n-butylphthalate (DBP)	ug/L	--	--	--	--	--	--	--	--
4,6-Dinitro-2-methylphenol	ug/L	--	--	--	--	--	--	--	--
Dinitrobenzene, NOS	ug/L	--	--	--	--	--	--	--	--
2,4-Dinitrophenol	ug/L	--	--	--	--	--	--	--	--
2,4-Dinitrotoluene	ug/L	--	--	--	--	--	--	--	--
2,6-Dinitrotoluene	ug/L	--	--	--	--	--	--	--	--
Di-n-octyl phthalate (DnOP)	ug/L	--	--	--	--	--	--	--	--
1,4-Dioxane	ug/L	--	--	--	--	--	--	--	--
Diphenylamine	ug/L	--	--	--	--	--	--	--	--
1,2-Diphenylhydrazine	ug/L	--	--	--	--	--	--	--	--
Disulfoton	ug/L	--	--	--	--	--	--	--	--

APPENDIX G.3

GROUNDWATER QUALITY DATA
RFI REPORT
FORMER MANUAL TRANSMISSIONS OF MUNCIE FACILITY
MUNCIE, INDIANA

AOI		*AOI 35*	*AOI 35*	*AOI 35*	*AOI 35*	*AOI 35*	*AOI 35*	*AOI 35*	*AOI 35*
Sample Location		*MW-15*	*MW-15*	*MW-15*	*MW-16*	*MW-16*	*MW-16*	*MW-16*	*MW-16*
Sample Identification		*GW-17324-120611-EM-007*	*GW-017324-050514-SM-020*	*GW-017324-050514-SM-021*	*MW-16*	*MW-16*	*MW-16*	*MW-16*	*MW-16*
Sample Date		*12/6/2011*	*5/5/2014*	*5/5/2014*	*7/9/1990*	*12/1/1991*	*6/1/1994*	*3/21/1996*	*1/14/1998*
Sample Depth		*-*	*-*	*-*	*-*	*-*	*-*	*-*	*-*
Sample Depth									
	Units								
SVOCs (Continued)									
Ethyl methacrylate	ug/L	--	--	--	--	--	--	--	--
Ethyl methanesulfonate	ug/L	--	--	--	--	--	--	--	--
bis(2-Ethylhexyl)phthalate (DEHP)	ug/L	--	--	--	--	--	--	--	--
Famphur	ug/L	--	--	--	--	--	--	--	--
Fluoranthene	ug/L	--	--	--	--	--	--	--	--
Fluorene	ug/L	--	--	--	--	--	--	--	--
Hexachlorobenzene	ug/L	--	--	--	--	--	--	--	--
Hexachlorobutadiene	ug/L	--	--	--	--	--	--	--	--
Hexachlorocyclopentadiene	ug/L	--	--	--	--	--	--	--	--
Hexachloroethane	ug/L	--	--	--	--	--	--	--	--
Hexachlorophene A	ug/L	--	--	--	--	--	--	--	--
Hexachloropropene	ug/L	--	--	--	--	--	--	--	--
Indeno(1,2,3-cd)pyrene	ug/L	--	--	--	--	--	--	--	--
Iodomethane	ug/L	--	--	--	--	--	--	--	--
Isodrin	ug/L	--	--	--	--	--	--	--	--
Isophorone	ug/L	--	--	--	--	--	--	--	--
Isosafrole	ug/L	--	--	--	--	--	--	--	--
Kepone	ug/L	--	--	--	--	--	--	--	--
Methapyrilene	ug/L	--	--	--	--	--	--	--	--
Methyl acrylonitrile	ug/L	--	--	--	--	--	--	--	--
Methyl methacrylate	ug/L	--	--	--	--	--	--	--	--
Methyl methanesulfonate	ug/L	--	--	--	--	--	--	--	--
Methyl parathion	ug/L	--	--	--	--	--	--	--	--
3-Methylcholanthrene	ug/L	--	--	--	--	--	--	--	--
2-Methylnaphthalene	ug/L	--	--	--	--	--	--	--	--
2-Methylphenol	ug/L	--	--	--	--	--	--	--	--
3&4-Methylphenol	ug/L	--	--	--	--	--	--	--	--
4-Methylphenol	ug/L	--	--	--	--	--	--	--	--
Naphthalene	ug/L	--	--	--	--	--	--	--	--
1,4-Naphthoquinone	ug/L	--	--	--	--	--	--	--	--
1-Naphthylamine	ug/L	--	--	--	--	--	--	--	--
2-Naphthylamine	ug/L	--	--	--	--	--	--	--	--
2-Nitroaniline	ug/L	--	--	--	--	--	--	--	--
3-Nitroaniline	ug/L	--	--	--	--	--	--	--	--
4-Nitroaniline	ug/L	--	--	--	--	--	--	--	--
Nitrobenzene	ug/L	--	--	--	--	--	--	--	--
2-Nitrophenol	ug/L	--	--	--	--	--	--	--	--
4-Nitrophenol	ug/L	--	--	--	--	--	--	--	--
4-Nitroquinoline-N-oxide	ug/L	--	--	--	--	--	--	--	--
N-Nitrosodi-n-butylamine	ug/L	--	--	--	--	--	--	--	--
N-Nitrosodi-n-propylamine	ug/L	--	--	--	--	--	--	--	--
N-Nitrosodiphenylamine	ug/L	--	--	--	--	--	--	--	--
N-Nitrosodiethylamine	ug/L	--	--	--	--	--	--	--	--
N-Nitrosodimethylamine	ug/L	--	--	--	--	--	--	--	--
N-Nitrosomethylethylamine	ug/L	--	--	--	--	--	--	--	--

APPENDIX G.3

GROUNDWATER QUALITY DATA
RFI REPORT
FORMER MANUAL TRANSMISSIONS OF MUNCIE FACILITY
MUNCIE, INDIANA

AOI		*AOI 35*	*AOI 35*	*AOI 35*	*AOI 35*	*AOI 35*	*AOI 35*	*AOI 35*	*AOI 35*
Sample Location		*MW-15*	*MW-15*	*MW-15*	*MW-16*	*MW-16*	*MW-16*	*MW-16*	*MW-16*
Sample Identification		*GW-17324-120611-EM-007*	*GW-017324-050514-SM-020*	*GW-017324-050514-SM-021*	*MW-16*	*MW-16*	*MW-16*	*MW-16*	*MW-16*
Sample Date		*12/6/2011*	*5/5/2014*	*5/5/2014*	*7/9/1990*	*12/1/1991*	*6/1/1994*	*3/21/1996*	*1/14/1998*
Sample Depth		*-*	*-*	*-*	*-*	*-*	*-*	*-*	*-*
Sample Depth									
	Units								
SVOCs (Continued)									
N-Nitrosomorpholine	ug/L	--	--	--	--	--	--	--	--
N-Nitrosopiperidine	ug/L	--	--	--	--	--	--	--	--
N-Nitrosopyrrolidine	ug/L	--	--	--	--	--	--	--	--
2,2'-Oxybis(1-chloropropane) (bis(2-Chloroisopropyl) ether)	ug/L	--	--	--	--	--	--	--	--
Pentachlorobenzene	ug/L	--	--	--	--	--	--	--	--
Pentachloroethane	ug/L	--	--	--	--	--	--	--	--
Pentachloronitrobenzene	ug/L	--	--	--	--	--	--	--	--
Pentachlorophenol	ug/L	--	--	--	--	--	--	--	--
Phenacetin	ug/L	--	--	--	--	--	--	--	--
Phenanthrene	ug/L	--	--	--	--	--	--	--	--
Phenol	ug/L	--	--	--	--	--	--	--	--
p-Phenylenediamine	ug/L	--	--	--	--	--	--	--	--
Phorate	ug/L	--	--	--	--	--	--	--	--
2-Picoline	ug/L	--	--	--	--	--	--	--	--
Pronamide	ug/L	--	--	--	--	--	--	--	--
Propionitrile (ethyl cyanide)	ug/L	--	--	--	--	--	--	--	--
Pyrene	ug/L	--	--	--	--	--	--	--	--
Pyridine	ug/L	--	--	--	--	--	--	--	--
Safrole	ug/L	--	--	--	--	--	--	--	--
1,2,4,5-Tetrachlorobenzene	ug/L	--	--	--	--	--	--	--	--
1,1,1,2-Tetrachloroethane	ug/L	--	--	--	--	--	--	--	--
2,3,4,6-Tetrachlorophenol	ug/L	--	--	--	--	--	--	--	--
Thionazin (O,O-diethyl-O-2-pyrazinyl phosphorothioate)	ug/L	--	--	--	--	--	--	--	--
o-Toluidine A	ug/L	--	--	--	--	--	--	--	--
5-Nitro-2-toluidine	ug/L	--	--	--	--	--	--	--	--
2,4,5-Trichlorophenol	ug/L	--	--	--	--	--	--	--	--
2,4,6-Trichlorophenol	ug/L	--	--	--	--	--	--	--	--
1,2,3-Trichloropropane	ug/L	--	--	--	--	--	--	--	--
0,0,0-Triethylphosphorothioate	ug/L	--	--	--	--	--	--	--	--
1,3,5-Trinitrobenzene	ug/L	--	--	--	--	--	--	--	--
PCBs									
Aroclor-1016 (PCB-1016)	ug/L	--	--	--	--	--	--	--	--
Aroclor-1221 (PCB-1221)	ug/L	--	--	--	--	--	--	--	--
Aroclor-1232 (PCB-1232)	ug/L	--	--	--	--	--	--	--	--
Aroclor-1242 (PCB-1242)	ug/L	--	--	--	--	--	--	--	--
Aroclor-1248 (PCB-1248)	ug/L	--	--	--	--	--	--	--	--
Aroclor-1254 (PCB-1254)	ug/L	--	--	--	--	--	--	--	--
Aroclor-1260 (PCB-1260)	ug/L	--	--	--	--	--	--	--	--
Total PCBs	ug/L	--	--	--	--	--	--	--	--
Total Petroleum Hydrocarbons (TPH)									
Total Petroleum Hydrocarbons - Purgeable (GRO)	ug/L	--	--	--	--	--	--	--	--

APPENDIX G.3

GROUNDWATER QUALITY DATA
RFI REPORT
FORMER MANUAL TRANSMISSIONS OF MUNCIE FACILITY
MUNCIE, INDIANA

AOI		*AOI 35*	*AOI 35*	*AOI 35*	*AOI 35*	*AOI 35*	*AOI 35*	*AOI 35*	*AOI 35*
Sample Location		*MW-15*	*MW-15*	*MW-15*	*MW-16*	*MW-16*	*MW-16*	*MW-16*	*MW-16*
Sample Identification		*GW-17324-120611-EM-007*	*GW-017324-050514-SM-020*	*GW-017324-050514-SM-021*	*MW-16*	*MW-16*	*MW-16*	*MW-16*	*MW-16*
Sample Date		*12/6/2011*	*5/5/2014*	*5/5/2014*	*7/9/1990*	*12/1/1991*	*6/1/1994*	*3/21/1996*	*1/14/1998*
Sample Depth		*-*	*-*	*-*	*-*	*-*	*-*	*-*	*-*
Sample Depth									
	Units								
Metals									
Aluminum	ug/L	--	--	--	--	--	--	--	--
Antimony	ug/L	--	--	--	--	--	--	--	--
Arsenic	ug/L	--	--	--	--	--	--	--	--
Arsenic (dissolved)	ug/L	--	--	--	--	--	--	--	--
Barium	ug/L	--	--	--	--	--	--	--	--
Barium (dissolved)	ug/L	--	--	--	--	--	--	--	--
Beryllium	ug/L	--	--	--	--	--	--	--	--
Cadmium	ug/L	--	--	--	--	--	--	--	--
Cadmium (dissolved)	ug/L	--	--	--	--	--	--	--	--
Calcium	ug/L	--	--	--	--	--	--	--	--
Calcium (dissolved)	ug/L	--	--	--	--	--	--	--	--
Chromium	ug/L	--	--	--	--	--	--	--	--
Chromium (dissolved)	ug/L	--	--	--	--	--	--	--	--
Cobalt	ug/L	--	--	--	--	--	--	--	--
Copper	ug/L	--	--	--	--	--	--	--	--
Copper (dissolved)	ug/L	--	--	--	--	--	--	--	--
Iron	ug/L	--	--	--	--	--	--	--	--
Iron (dissolved)	ug/L	--	--	--	--	--	--	--	--
Lead	ug/L	--	--	--	--	--	--	--	--
Lead (dissolved)	ug/L	--	--	--	--	--	--	--	--
Magnesium	ug/L	--	--	--	--	--	--	--	--
Magnesium (dissolved)	ug/L	--	--	--	--	--	--	--	--
Manganese	ug/L	--	--	--	--	--	--	--	--
Manganese (dissolved)	ug/L	--	15 U	15 U	--	--	--	--	--
Mercury	ug/L	--	--	--	--	--	--	--	--
Mercury (dissolved)	ug/L	--	--	--	--	--	--	--	--
Nickel	ug/L	--	--	--	--	--	--	--	--
Nickel (dissolved)	ug/L	--	--	--	--	--	--	--	--
Potassium	ug/L	--	--	--	--	--	--	--	--
Selenium	ug/L	--	--	--	--	--	--	--	--
Selenium (dissolved)	ug/L	--	--	--	--	--	--	--	--
Silver	ug/L	--	--	--	--	--	--	--	--
Silver (dissolved)	ug/L	--	--	--	--	--	--	--	--
Sodium	ug/L	--	--	--	--	--	--	--	--
Thallium	ug/L	--	--	--	--	--	--	--	--
Vanadium	ug/L	--	--	--	--	--	--	--	--
Zinc	ug/L	--	--	--	--	--	--	--	--
Zinc (dissolved)	ug/L	--	--	--	--	--	--	--	--

APPENDIX G.3

GROUNDWATER QUALITY DATA
RFI REPORT
FORMER MANUAL TRANSMISSIONS OF MUNCIE FACILITY
MUNCIE, INDIANA

AOI		*AOI 35*	*AOI 35*	*AOI 35*	*AOI 35*	*AOI 35*	*AOI 35*	*AOI 35*	*AOI 35*
Sample Location		***MW-15***	***MW-15***	***MW-15***	***MW-16***	***MW-16***	***MW-16***	***MW-16***	***MW-16***
Sample Identification		***GW-17324-120611-EM-007***	***GW-017324-050514-SM-020***	***GW-017324-050514-SM-021***	***MW-16***	***MW-16***	***MW-16***	***MW-16***	***MW-16***
Sample Date		***12/6/2011***	***5/5/2014***	***5/5/2014***	***7/9/1990***	***12/1/1991***	***6/1/1994***	***3/21/1996***	***1/14/1998***
Sample Depth		*-*	*-*	*-*	*-*	*-*	*-*	*-*	*-*
Sample Depth									
	Units								
Gas									
Ethane	ug/L	--	0.50 U	0.50 U	--	--	--	--	--
Ethene	ug/L	--	0.50 U	0.50 U	--	--	--	--	--
Methane	ug/L	--	0.12 J	0.11 J	--	--	--	--	--
General Chemistry									
Alkalinity, bicarbonate	ug/L	--	210000	210000	--	--	--	--	--
Alkalinity, carbonate	ug/L	--	5000 U	5000 U	--	--	--	--	--
Bicarbonate (as CaCO3)	ug/L	--	--	--	--	--	--	--	--
Chloride	ug/L	--	550000	540000	--	--	--	--	--
Dissolved organic carbon (DOC)	ug/L	--	1400	1200	--	--	--	--	--
Hardness	ug/L	--	--	--	--	--	--	--	--
Hardness, carbonate	ug/L	--	390000	490000	--	--	--	--	--
Nitrate (as N)	ug/L	--	1300	1300	--	--	--	--	--
Nitrite (as N)	ug/L	--	100 U	100 U	--	--	--	--	--
pH	s.u.	--	--	--	--	--	--	--	--
Sulfate	ug/L	--	49000	48000	--	--	--	--	--
Sulfide	ug/L	--	1000 U	1000 U	--	--	--	--	--
Total dissolved solids (TDS)	ug/L	--	--	--	--	--	--	--	--
Total organic carbon (TOC)	ug/L	--	900 J	940 J	--	--	--	--	--

Notes
ug/L - Micrograms per litre
"-" - No value
U - Not detected at the associated reporting limit
J - Estimated concentration
UJ - Not detected; associated reporting limit is estimated
R - Rejected
s.u. - Standard units
nc - No criteria
ND - Non Detect (calculation)
BOLD[abc] Concentration exceeds associated screening level
IDEM Appendix A: Screening Levels Remediation Closure Guide - March 25, 2014
a - Exceeds IDEM residential tap screening levels
b - Exceeds IDEM residential vapor exposure screening levels
c - Exceeds IDEM commercial/industrial vapor screening levels

APPENDIX G.3

GROUNDWATER QUALITY DATA
RFI REPORT
FORMER MANUAL TRANSMISSIONS OF MUNCIE FACILITY
MUNCIE, INDIANA

AOI		*AOI 35*	*AOI 35*	*AOI 35*	*AOI 35*	*AOI 35*	*AOI 35*	*AOI 35*
Sample Location		***MW-16***	***MW-16***	***MW-16***	***MW-16***	***MW-16***	***MW-16***	***MW-16***
Sample Identification		***MW-16***	***MW-16***	***MW-16***	***MW-16***	***GW-17330-101002-EH-015***	***GW-017330-042805-TP-024***	***GW-017330-101905-MM-015***
Sample Date		***10/1/1998***	***4/1/1999***	***10/1/2000***	***3/27/2001***	***10/10/2002***	***4/28/2005***	***10/19/2005***
Sample Depth		-	-	-	-	-	-	-
Sample Depth								
	Units							
Volatile Organic Compounds (VOCs)								
Acetone	ug/L	U	U	U	U	25 UJ	10 UJ	10 UJ
Benzene	ug/L	U	U	U	U	1.0 U	1.0 U	1.0 U
Bromodichloromethane	ug/L	U	U	U	U	1.0 U	2.9	3.7
Bromoform	ug/L	--	--	--	--	1.0 U	1.0 U	1.0 UJ
Bromomethane (Methyl bromide)	ug/L	--	--	--	--	1.0 U	1.0 U	1.0 UJ
2-Butanone (Methyl ethyl ketone) (MEK)	ug/L	U	U	U	U	25 U	10 U	10 U
Carbon disulfide	ug/L	--	--	--	--	5.0 U	1.0 U	1.0 U
Carbon tetrachloride	ug/L	--	--	--	--	1.0 U	1.0 U	1.0 U
Chlorobenzene	ug/L	U	U	U	U	1.0 U	1.0 U	1.0 U
Chloroethane	ug/L	U	U	U	U	1.0 U	1.0 U	1.0 U
2-Chloroethyl vinyl ether	ug/L	U	U	U	--	--	--	--
Chloroform (Trichloromethane)	ug/L	U	U	U	U	1.0 U	18	22
Chloromethane (Methyl chloride)	ug/L	U	U	U	U	1.0 U	1.0 U	1.0 U
Cyclohexane	ug/L	--	--	--	--	1.0 U	1.0 U	1.0 U
1,2-Dibromo-3-chloropropane (DBCP)	ug/L	--	--	--	--	1.0 U	2.0 U	2.0 UJ
Dibromochloromethane	ug/L	--	--	--	--	1.0 U	1.0 U	1.0 UJ
1,2-Dibromoethane (Ethylene dibromide)	ug/L	--	--	--	--	1.0 U	1.0 U	1.0 UJ
1,2-Dichlorobenzene	ug/L	--	--	--	--	1.0 U	1.0 U	1.0 U
1,3-Dichlorobenzene	ug/L	--	--	--	--	1.0 U	1.0 U	1.0 U
1,4-Dichlorobenzene	ug/L	--	--	--	--	1.0 U	1.0 U	1.0 U
Dichlorodifluoromethane (CFC-12)	ug/L	--	--	--	--	1.0 U	1.0 U	1.0 U
1,1-Dichloroethane	ug/L	U	U	U	U	1.0 U	1.0 U	1.0 U
1,2-Dichloroethane	ug/L	U	U	U	U	1.0 U	1.0 U	1.0 U
1,2-Dichloroethene (total)	ug/L	U	U	U	--	--	--	--
1,1-Dichloroethene	ug/L	U	U	U	U	1.0 U	1.0 U	1.0 U
cis-1,2-Dichloroethene	ug/L	U	U	U	U	1.0 U	1.3 U	1.0 U
trans-1,2-Dichloroethene	ug/L	U	U	U	U	1.0 U	1.0 U	1.0 U
1,2-Dichloropropane	ug/L	--	--	--	--	1.0 U	1.0 U	1.0 U
cis-1,3-Dichloropropene	ug/L	--	--	--	--	1.0 U	1.0 U	1.0 UJ
trans-1,3-Dichloropropene	ug/L	--	--	--	--	1.0 U	1.0 U	1.0 UJ
Ethylbenzene	ug/L	U	U	U	U	1.0 U	1.0 U	1.0 U
2-Hexanone	ug/L	U	U	U	U	50 UJ	10 U	10 U
Isopropyl benzene	ug/L	--	--	--	--	5.0 U	1.0 U	1.0 U
Methyl acetate	ug/L	--	--	--	--	10 U	10 U	10 U
Methyl cyclohexane	ug/L	--	--	--	--	1.0 U	1.0 U	1.0 U
Methyl tert butyl ether (MTBE)	ug/L	--	--	--	--	5.0 U	5.0 U	5.0 U
4-Methyl-2-pentanone (Methyl isobutyl ketone) (MIBK)	ug/L	--	--	--	--	50 U	10 U	10 U
Methylene chloride	ug/L	**9.1 J[a]**	U	U	U	5.0 U	1.0 U	1.0 UJ
Styrene	ug/L	--	--	--	--	1.0 U	1.0 U	1.0 U
VOCs (Continued)								

APPENDIX G.3

GROUNDWATER QUALITY DATA
RFI REPORT
FORMER MANUAL TRANSMISSIONS OF MUNCIE FACILITY
MUNCIE, INDIANA

AOI		*AOI 35*	*AOI 35*	*AOI 35*	*AOI 35*	*AOI 35*	*AOI 35*	*AOI 35*
Sample Location		***MW-16***	***MW-16***	***MW-16***	***MW-16***	***MW-16***	***MW-16***	***MW-16***
Sample Identification		***MW-16***	***MW-16***	***MW-16***	***MW-16***	***GW-17330-101002-EH-015***	***GW-017330-042805-TP-024***	***GW-017330-101905-MM-015***
Sample Date		***10/1/1998***	***4/1/1999***	***10/1/2000***	***3/27/2001***	***10/10/2002***	***4/28/2005***	***10/19/2005***
Sample Depth		-	-	-	-	-	-	-
Sample Depth								
	Units							
1,1,2,2-Tetrachloroethane	ug/L	--	--	--	--	1.0 U	1.0 U	1.0 U
Tetrachloroethene	ug/L	U	U	1.7	1.8	2.0	1.4	1.5
Toluene	ug/L	U	U	U	U	1.0 U	1.0 U	1.0 U
1,2,4-Trichlorobenzene	ug/L	--	--	--	--	5.0 U	1.0 U	1.0 U
1,1,1-Trichloroethane	ug/L	U	U	U	U	1.0 U	1.0 U	1.0 U
1,1,2-Trichloroethane	ug/L	--	--	--	--	1.0 U	1.0 U	1.0 U
Trichloroethene	ug/L	**6.2**[a]	**6.1**[a]	4	3.1	2.6	8.6 U	1.8 U
Trichlorofluoromethane (CFC-11)	ug/L	--	--	--	--	1.0 U	1.0 U	1.0 U
Trifluorotrichloroethane (Freon 113)	ug/L	--	--	--	--	1.0 U	1.0 U	1.0 U
Vinyl acetate	ug/L	--	--	--	--	--	--	--
Vinyl chloride	ug/L	U	U	U	U	1.0 U	1.0 U	1.0 U
Xylenes (total)	ug/L	U	U	U	U	3.0 U	2.0 U	2.0 U
Semi-Volatile Organic Compounds (SVOCs)								
Acenaphthene	ug/L	--	--	--	--	--	0.50 U	0.50 U
Acenaphthylene	ug/L	--	--	--	--	--	2.0 U	2.0 U
Acetonitrile	ug/L	--	--	--	--	--	--	--
Acetophenone	ug/L	--	--	--	--	--	--	--
2-Acetylaminofluorene	ug/L	--	--	--	--	--	--	--
Acrolein	ug/L	--	--	--	--	--	--	--
Acrylonitrile	ug/L	--	--	--	--	--	--	--
Allyl chloride	ug/L	--	--	--	--	--	--	--
4-Aminobiphenyl	ug/L	--	--	--	--	--	--	--
Aniline	ug/L	--	--	--	--	--	--	--
Anthracene	ug/L	--	--	--	--	--	0.10 U	0.10 U
Aramite	ug/L	--	--	--	--	--	--	--
Atrazine	ug/L	--	--	--	--	--	--	--
Benzaldehyde	ug/L	--	--	--	--	--	--	--
Benzidine	ug/L	--	--	--	--	--	--	--
Benzo(a)anthracene	ug/L	--	--	--	--	--	0.10 U	0.10 U
Benzo(a)pyrene	ug/L	--	--	--	--	--	0.10 U	0.10 U
Benzo(b)fluoranthene	ug/L	--	--	--	--	--	0.10 U	0.10 U
Benzo(g,h,i)perylene	ug/L	--	--	--	--	--	0.10 U	0.10 U
Benzo(k)fluoranthene	ug/L	--	--	--	--	--	0.10 U	0.10 U
Benzoic acid	ug/L	--	--	--	--	--	--	--
Benzyl alcohol	ug/L	--	--	--	--	--	--	--
Biphenyl (1,1-Biphenyl)	ug/L	--	--	--	--	--	--	--
4-Bromophenyl phenyl ether	ug/L	--	--	--	--	--	--	--
Butyl benzylphthalate (BBP)	ug/L	--	--	--	--	--	--	--
Caprolactam	ug/L	--	--	--	--	--	--	--
Carbazole	ug/L	--	--	--	--	--	--	--
4-Chloro-3-methylphenol	ug/L	--	--	--	--	--	--	--
4-Chloroaniline	ug/L	--	--	--	--	--	--	--
Chlorobenzilate	ug/L	--	--	--	--	--	--	--
bis(2-Chloroethoxy)methane	ug/L	--	--	--	--	--	--	--
bis(2-Chloroethyl)ether	ug/L	--	--	--	--	--	--	--

APPENDIX G.3

GROUNDWATER QUALITY DATA
RFI REPORT
FORMER MANUAL TRANSMISSIONS OF MUNCIE FACILITY
MUNCIE, INDIANA

AOI		*AOI 35*	*AOI 35*	*AOI 35*	*AOI 35*	*AOI 35*	*AOI 35*	*AOI 35*
Sample Location		*MW-16*	*MW-16*	*MW-16*	*MW-16*	*MW-16*	*MW-16*	*MW-16*
Sample Identification		*MW-16*	*MW-16*	*MW-16*	*MW-16*	*GW-17330-101002-EH-015*	*GW-017330-042805-TP-024*	*GW-017330-101905-MM-015*
Sample Date		*10/1/1998*	*4/1/1999*	*10/1/2000*	*3/27/2001*	*10/10/2002*	*4/28/2005*	*10/19/2005*
Sample Depth		*-*	*-*	*-*	*-*	*-*	*-*	*-*
Sample Depth								
	Units							
2-Chloronaphthalene	ug/L	--	--	--	--	--	--	--
2-Chlorophenol	ug/L	--	--	--	--	--	--	--
4-Chlorophenyl phenyl ether	ug/L	--	--	--	--	--	--	--
Chloroprene	ug/L	--	--	--	--	--	--	--
Chrysene	ug/L	--	--	--	--	--	0.10 U	0.10 U
Cresol isomers	ug/L	--	--	--	--	--	--	--
Diallate	ug/L	--	--	--	--	--	--	--
Dibenz(a,h)anthracene	ug/L	--	--	--	--	--	0.10 U	0.10 U
Dibenzofuran	ug/L	--	--	--	--	--	--	--
Dibromochloromethane	ug/L	U	U	U	U	--	--	--
Dibromomethane	ug/L	--	--	--	--	--	--	--
trans-1,4-Dichloro-2-butene	ug/L	--	--	--	--	--	--	--
3,3'-Dichlorobenzidine	ug/L	--	--	--	--	--	--	--
2,4-Dichlorophenol	ug/L	--	--	--	--	--	--	--
2,6-Dichlorophenol	ug/L	--	--	--	--	--	--	--
Diethyl phthalate	ug/L	--	--	--	--	--	--	--
Dimethoate	ug/L	--	--	--	--	--	--	--
Dimethyl phthalate	ug/L	--	--	--	--	--	--	--
p-Dimethylaminoazobenzene A	ug/L	--	--	--	--	--	--	--
7,12-Dimethylbenz(a)anthracene	ug/L	--	--	--	--	--	--	--
3,3-Dimethylbenzidine	ug/L	--	--	--	--	--	--	--
a,a-Dimethylphenethylamine	ug/L	--	--	--	--	--	--	--
2,4-Dimethylphenol	ug/L	--	--	--	--	--	--	--
Di-n-butylphthalate (DBP)	ug/L	--	--	--	--	--	--	--
4,6-Dinitro-2-methylphenol	ug/L	--	--	--	--	--	--	--
Dinitrobenzene, NOS	ug/L	--	--	--	--	--	--	--
2,4-Dinitrophenol	ug/L	--	--	--	--	--	--	--
2,4-Dinitrotoluene	ug/L	--	--	--	--	--	--	--
2,6-Dinitrotoluene	ug/L	--	--	--	--	--	--	--
Di-n-octyl phthalate (DnOP)	ug/L	--	--	--	--	--	--	--
1,4-Dioxane	ug/L	--	--	--	--	--	--	--
Diphenylamine	ug/L	--	--	--	--	--	--	--
1,2-Diphenylhydrazine	ug/L	--	--	--	--	--	--	--
Disulfoton	ug/L	--	--	--	--	--	--	--

APPENDIX G.3

GROUNDWATER QUALITY DATA
RFI REPORT
FORMER MANUAL TRANSMISSIONS OF MUNCIE FACILITY
MUNCIE, INDIANA

AOI		*AOI 35*	*AOI 35*	*AOI 35*	*AOI 35*	*AOI 35*	*AOI 35*	*AOI 35*
Sample Location		*MW-16*	*MW-16*	*MW-16*	*MW-16*	*MW-16*	*MW-16*	*MW-16*
Sample Identification		*MW-16*	*MW-16*	*MW-16*	*MW-16*	*GW-17330-101002-EH-015*	*GW-017330-042805-TP-024*	*GW-017330-101905-MM-015*
Sample Date		*10/1/1998*	*4/1/1999*	*10/1/2000*	*3/27/2001*	*10/10/2002*	*4/28/2005*	*10/19/2005*
Sample Depth		*-*	*-*	*-*	*-*	*-*	*-*	*-*
Sample Depth								
	Units							
SVOCs (Continued)								
Ethyl methacrylate	ug/L	--	--	--	--	--	--	--
Ethyl methanesulfonate	ug/L	--	--	--	--	--	--	--
bis(2-Ethylhexyl)phthalate (DEHP)	ug/L	--	--	--	--	--	--	--
Famphur	ug/L	--	--	--	--	--	--	--
Fluoranthene	ug/L	--	--	--	--	--	0.10 UJ	0.10 U
Fluorene	ug/L	--	--	--	--	--	0.10 U	0.10 U
Hexachlorobenzene	ug/L	--	--	--	--	--	--	--
Hexachlorobutadiene	ug/L	--	--	--	--	--	--	--
Hexachlorocyclopentadiene	ug/L	--	--	--	--	--	--	--
Hexachloroethane	ug/L	--	--	--	--	--	--	--
Hexachlorophene A	ug/L	--	--	--	--	--	--	--
Hexachloropropene	ug/L	--	--	--	--	--	--	--
Indeno(1,2,3-cd)pyrene	ug/L	--	--	--	--	--	0.10 UJ	0.10 U
Iodomethane	ug/L	--	--	--	--	--	--	--
Isodrin	ug/L	--	--	--	--	--	--	--
Isophorone	ug/L	--	--	--	--	--	--	--
Isosafrole	ug/L	--	--	--	--	--	--	--
Kepone	ug/L	--	--	--	--	--	--	--
Methapyrilene	ug/L	--	--	--	--	--	--	--
Methyl acrylonitrile	ug/L	--	--	--	--	--	--	--
Methyl methacrylate	ug/L	--	--	--	--	--	--	--
Methyl methanesulfonate	ug/L	--	--	--	--	--	--	--
Methyl parathion	ug/L	--	--	--	--	--	--	--
3-Methylcholanthrene	ug/L	--	--	--	--	--	--	--
2-Methylnaphthalene	ug/L	--	--	--	--	--	--	--
2-Methylphenol	ug/L	--	--	--	--	--	--	--
3&4-Methylphenol	ug/L	--	--	--	--	--	--	--
4-Methylphenol	ug/L	--	--	--	--	--	--	--
Naphthalene	ug/L	--	--	--	--	--	1.0 U	1.0 U
1,4-Naphthoquinone	ug/L	--	--	--	--	--	--	--
1-Naphthylamine	ug/L	--	--	--	--	--	--	--
2-Naphthylamine	ug/L	--	--	--	--	--	--	--
2-Nitroaniline	ug/L	--	--	--	--	--	--	--
3-Nitroaniline	ug/L	--	--	--	--	--	--	--
4-Nitroaniline	ug/L	--	--	--	--	--	--	--
Nitrobenzene	ug/L	--	--	--	--	--	--	--
2-Nitrophenol	ug/L	--	--	--	--	--	--	--
4-Nitrophenol	ug/L	--	--	--	--	--	--	--
4-Nitroquinoline-N-oxide	ug/L	--	--	--	--	--	--	--
N-Nitrosodi-n-butylamine	ug/L	--	--	--	--	--	--	--
N-Nitrosodi-n-propylamine	ug/L	--	--	--	--	--	--	--
N-Nitrosodiphenylamine	ug/L	--	--	--	--	--	--	--
N-Nitrosodiethylamine	ug/L	--	--	--	--	--	--	--
N-Nitrosodimethylamine	ug/L	--	--	--	--	--	--	--
N-Nitrosomethylethylamine	ug/L	--	--	--	--	--	--	--

APPENDIX G.3

GROUNDWATER QUALITY DATA
RFI REPORT
FORMER MANUAL TRANSMISSIONS OF MUNCIE FACILITY
MUNCIE, INDIANA

AOI		*AOI 35*	*AOI 35*	*AOI 35*	*AOI 35*	*AOI 35*	*AOI 35*	*AOI 35*
Sample Location		*MW-16*	*MW-16*	*MW-16*	*MW-16*	*MW-16*	*MW-16*	*MW-16*
Sample Identification		*MW-16*	*MW-16*	*MW-16*	*MW-16*	*GW-17330-101002-EH-015*	*GW-017330-042805-TP-024*	*GW-017330-101905-MM-015*
Sample Date		*10/1/1998*	*4/1/1999*	*10/1/2000*	*3/27/2001*	*10/10/2002*	*4/28/2005*	*10/19/2005*
Sample Depth		*-*	*-*	*-*	*-*	*-*	*-*	*-*
Sample Depth								
	Units							
SVOCs (Continued)								
N-Nitrosomorpholine	ug/L	--	--	--	--	--	--	--
N-Nitrosopiperidine	ug/L	--	--	--	--	--	--	--
N-Nitrosopyrrolidine	ug/L	--	--	--	--	--	--	--
2,2'-Oxybis(1-chloropropane) (bis(2-Chloroisopropyl) ether)	ug/L	--	--	--	--	--	--	--
Pentachlorobenzene	ug/L	--	--	--	--	--	--	--
Pentachloroethane	ug/L	--	--	--	--	--	--	--
Pentachloronitrobenzene	ug/L	--	--	--	--	--	--	--
Pentachlorophenol	ug/L	--	--	--	--	--	--	--
Phenacetin	ug/L	--	--	--	--	--	--	--
Phenanthrene	ug/L	--	--	--	--	--	0.10 U	0.10 U
Phenol	ug/L	--	--	--	--	--	--	--
p-Phenylenediamine	ug/L	--	--	--	--	--	--	--
Phorate	ug/L	--	--	--	--	--	--	--
2-Picoline	ug/L	--	--	--	--	--	--	--
Pronamide	ug/L	--	--	--	--	--	--	--
Propionitrile (ethyl cyanide)	ug/L	--	--	--	--	--	--	--
Pyrene	ug/L	--	--	--	--	--	0.10 U	0.10 U
Pyridine	ug/L	--	--	--	--	--	--	--
Safrole	ug/L	--	--	--	--	--	--	--
1,2,4,5-Tetrachlorobenzene	ug/L	--	--	--	--	--	--	--
1,1,1,2-Tetrachloroethane	ug/L	--	--	--	--	--	--	--
2,3,4,6-Tetrachlorophenol	ug/L	--	--	--	--	--	--	--
Thionazin (O,O-diethyl-O-2-pyrazinyl phosphorothioate)	ug/L	--	--	--	--	--	--	--
o-Toluidine A	ug/L	--	--	--	--	--	--	--
5-Nitro-2-toluidine	ug/L	--	--	--	--	--	--	--
2,4,5-Trichlorophenol	ug/L	--	--	--	--	--	--	--
2,4,6-Trichlorophenol	ug/L	--	--	--	--	--	--	--
1,2,3-Trichloropropane	ug/L	--	--	--	--	--	--	--
0,0,0-Triethylphosphorothioate	ug/L	--	--	--	--	--	--	--
1,3,5-Trinitrobenzene	ug/L	--	--	--	--	--	--	--
PCBs								
Aroclor-1016 (PCB-1016)	ug/L	--	--	--	--	--	--	--
Aroclor-1221 (PCB-1221)	ug/L	--	--	--	--	--	--	--
Aroclor-1232 (PCB-1232)	ug/L	--	--	--	--	--	--	--
Aroclor-1242 (PCB-1242)	ug/L	--	--	--	--	--	--	--
Aroclor-1248 (PCB-1248)	ug/L	--	--	--	--	--	--	--
Aroclor-1254 (PCB-1254)	ug/L	--	--	--	--	--	--	--
Aroclor-1260 (PCB-1260)	ug/L	--	--	--	--	--	--	--
Total PCBs	ug/L	--	--	--	--	--	--	--
Total Petroleum Hydrocarbons (TPH)								
Total Petroleum Hydrocarbons - Purgeable (GRO)	ug/L	--	--	--	--	--	--	--

APPENDIX G.3

GROUNDWATER QUALITY DATA
RFI REPORT
FORMER MANUAL TRANSMISSIONS OF MUNCIE FACILITY
MUNCIE, INDIANA

AOI		*AOI 35*	*AOI 35*	*AOI 35*	*AOI 35*	*AOI 35*	*AOI 35*	*AOI 35*
Sample Location		*MW-16*	*MW-16*	*MW-16*	*MW-16*	*MW-16*	*MW-16*	*MW-16*
Sample Identification		*MW-16*	*MW-16*	*MW-16*	*MW-16*	*GW-17330-101002-EH-015*	*GW-017330-042805-TP-024*	*GW-017330-101905-MM-015*
Sample Date		*10/1/1998*	*4/1/1999*	*10/1/2000*	*3/27/2001*	*10/10/2002*	*4/28/2005*	*10/19/2005*
Sample Depth		*-*	*-*	*-*	*-*	*-*	*-*	*-*
Sample Depth								
	Units							
Metals								
Aluminum	ug/L	--	--	--	--	--	--	--
Antimony	ug/L	--	--	--	--	--	--	--
Arsenic	ug/L	--	--	--	--	--	10 U	10 U
Arsenic (dissolved)	ug/L	--	--	--	--	--	--	--
Barium	ug/L	--	--	--	--	--	120 J	130 J
Barium (dissolved)	ug/L	--	--	--	--	--	--	--
Beryllium	ug/L	--	--	--	--	--	--	--
Cadmium	ug/L	--	--	--	--	--	0.66 J	5 U
Cadmium (dissolved)	ug/L	--	--	--	--	--	--	--
Calcium	ug/L	--	--	--	--	--	--	--
Calcium (dissolved)	ug/L	--	--	--	--	--	112000	113000
Chromium	ug/L	--	--	--	--	--	4.5 J	2.9 J
Chromium (dissolved)	ug/L	--	--	--	--	--	--	--
Cobalt	ug/L	--	--	--	--	--	--	--
Copper	ug/L	--	--	--	--	--	--	--
Copper (dissolved)	ug/L	--	--	--	--	--	--	--
Iron	ug/L	--	--	--	--	--	--	--
Iron (dissolved)	ug/L	--	--	--	--	--	--	--
Lead	ug/L	--	--	--	--	--	3 U	3 U
Lead (dissolved)	ug/L	--	--	--	--	--	--	--
Magnesium	ug/L	--	--	--	--	--	--	--
Magnesium (dissolved)	ug/L	--	--	--	--	--	32800	34400
Manganese	ug/L	--	--	--	--	--	--	--
Manganese (dissolved)	ug/L	--	--	--	--	--	15 U	4.7 J
Mercury	ug/L	--	--	--	--	--	0.2 U	0.2 U
Mercury (dissolved)	ug/L	--	--	--	--	--	--	--
Nickel	ug/L	--	--	--	--	--	--	--
Nickel (dissolved)	ug/L	--	--	--	--	--	--	--
Potassium	ug/L	--	--	--	--	--	--	--
Selenium	ug/L	--	--	--	--	--	5 U	5 U
Selenium (dissolved)	ug/L	--	--	--	--	--	--	--
Silver	ug/L	--	--	--	--	--	2.6 J	10 U
Silver (dissolved)	ug/L	--	--	--	--	--	--	--
Sodium	ug/L	--	--	--	--	--	--	--
Thallium	ug/L	--	--	--	--	--	--	--
Vanadium	ug/L	--	--	--	--	--	--	--
Zinc	ug/L	--	--	--	--	--	--	--
Zinc (dissolved)	ug/L	--	--	--	--	--	--	--

APPENDIX G.3

GROUNDWATER QUALITY DATA
RFI REPORT
FORMER MANUAL TRANSMISSIONS OF MUNCIE FACILITY
MUNCIE, INDIANA

AOI		***AOI 35***	***AOI 35***	***AOI 35***	***AOI 35***	***AOI 35***	***AOI 35***	***AOI 35***
Sample Location		***MW-16***	***MW-16***	***MW-16***	***MW-16***	***MW-16***	***MW-16***	***MW-16***
Sample Identification		***MW-16***	***MW-16***	***MW-16***	***MW-16***	***GW-17330-101002-EH-015***	***GW-017330-042805-TP-024***	***GW-017330-101905-MM-015***
Sample Date		***10/1/1998***	***4/1/1999***	***10/1/2000***	***3/27/2001***	***10/10/2002***	***4/28/2005***	***10/19/2005***
Sample Depth		***-***	***-***	***-***	***-***	***-***	***-***	***-***
Sample Depth								
	Units							
Gas								
Ethane	ug/L	--	--	--	--	--	0.50 U	0.50 U
Ethene	ug/L	--	--	--	--	--	0.50 U	0.50 U
Methane	ug/L	--	--	--	--	--	2.8 U	1.4
General Chemistry								
Alkalinity, bicarbonate	ug/L	--	--	--	--	--	300000	280000
Alkalinity, carbonate	ug/L	--	--	--	--	--	26000	5000 U
Bicarbonate (as CaCO3)	ug/L	--	--	--	--	--	--	--
Chloride	ug/L	--	--	--	--	--	169000	154000
Dissolved organic carbon (DOC)	ug/L	--	--	--	--	--	1000	2000
Hardness	ug/L	--	--	--	--	--	415000	424000
Hardness, carbonate	ug/L	--	--	--	--	--	--	--
Nitrate (as N)	ug/L	--	--	--	--	--	2800	2000
Nitrite (as N)	ug/L	--	--	--	--	--	100 U	100 U
pH	s.u.	--	--	--	--	--	--	--
Sulfate	ug/L	--	--	--	--	--	40200	57100
Sulfide	ug/L	--	--	--	--	--	--	--
Total dissolved solids (TDS)	ug/L	--	--	--	--	--	--	--
Total organic carbon (TOC)	ug/L	--	--	--	--	--	--	--

Notes

ug/L - Micrograms per litre
"-" - No value
U - Not detected at the associated reporting limit
J - Estimated concentration
UJ - Not detected; associated reporting limit is estimated
R - Rejected
s.u. - Standard units
nc - No criteria
ND - Non Detect (calculation)
BOLD[abc] Concentration exceeds associated screening level
IDEM Appendix A: Screening Levels Remedation Closure Guide - March 25, 2014
a - Exceeds IDEM residential tap screening levels
b - Exceeds IDEM residential vapor exposure screening levels
c - Exceeds IDEM commercial/industrial vapor screening levels

APPENDIX G.3

GROUNDWATER QUALITY DATA
RFI REPORT
FORMER MANUAL TRANSMISSIONS OF MUNCIE FACILITY
MUNCIE, INDIANA

AOI		*AOI 35*	*AOI 35*	*AOI 35*	*AOI 35*	*AOI 35*
Sample Location		*MW-16*	*MW-16*	*MW-16*	*MW-16*	*MW-16*
Sample Identification		*GW-017330-101905-MM-016*	*GW-017330-050906-PK-002*	*GW-017324-010709-JP-003*	*GW-17324-120611-EM-011*	*GW-017324-050214-SM-019*
Sample Date		*10/19/2005*	*5/9/2006*	*1/7/2009*	*12/6/2011*	*5/2/2014*
Sample Depth		*-*	*-*	*-*	*-*	*-*
Sample Depth						
	Units					
Volatile Organic Compounds (VOCs)						
Acetone	ug/L	10 UJ	10 U	10 U	13 U	1.2 J
Benzene	ug/L	1.0 U	1 U	1.0 U	1.3 U	1.0 U
Bromodichloromethane	ug/L	3.7	4.7	1.0 U	1.3 U	1.0 U
Bromoform	ug/L	1.0 UJ	1 U	1.0 U	1.3 U	1.0 U
Bromomethane (Methyl bromide)	ug/L	1.0 UJ	1 U	1.0 U	1.3 U	1.0 U
2-Butanone (Methyl ethyl ketone) (MEK)	ug/L	10 U	10 U	10 U	13 U	10 U
Carbon disulfide	ug/L	1.0 U	1 U	1.0 U	1.3 U	1.0 U
Carbon tetrachloride	ug/L	1.0 U	1 U	1.0 U	1.3 U	1.0 U
Chlorobenzene	ug/L	1.0 U	1 U	1.0 U	1.3 U	1.0 U
Chloroethane	ug/L	1.0 U	1 U	1.0 U	1.3 U	1.0 U
2-Chloroethyl vinyl ether	ug/L	--	--	--	--	--
Chloroform (Trichloromethane)	ug/L	22	25	2.6	0.49 J	1.0 U
Chloromethane (Methyl chloride)	ug/L	1.0 U	1 U	1.0 U	1.3 U	1.0 U
Cyclohexane	ug/L	1.0 U	--	1.0 U	1.3 U	1.0 U
1,2-Dibromo-3-chloropropane (DBCP)	ug/L	2.0 UJ	--	2.0 U	2.5 U	2.0 U
Dibromochloromethane	ug/L	1.0 UJ	1 U	1.0 U	1.3 U	1.0 U
1,2-Dibromoethane (Ethylene dibromide)	ug/L	1.0 UJ	--	1.0 U	1.3 U	1.0 U
1,2-Dichlorobenzene	ug/L	1.0 U	--	1.0 U	1.3 U	1.0 U
1,3-Dichlorobenzene	ug/L	1.0 U	--	1.0 U	1.3 U	1.0 U
1,4-Dichlorobenzene	ug/L	1.0 U	--	1.0 U	1.3 U	1.0 U
Dichlorodifluoromethane (CFC-12)	ug/L	1.0 U	--	1.0 U	0.53 J	0.42 J
1,1-Dichloroethane	ug/L	1.0 U	1 U	1.0 U	1.3 U	1.0 U
1,2-Dichloroethane	ug/L	1.0 U	1 U	1.0 U	1.3 U	1.0 U
1,2-Dichloroethene (total)	ug/L	--	--	--	--	--
1,1-Dichloroethene	ug/L	1.0 U	1 U	1.0 U	1.3 U	1.0 U
cis-1,2-Dichloroethene	ug/L	1.0 U	1 U	1.0 U	1.3 U	1.0 U
trans-1,2-Dichloroethene	ug/L	1.0 U	1 U	1.0 U	1.3 U	1.0 U
1,2-Dichloropropane	ug/L	1.0 U	1 U	1.0 U	1.3 U	1.0 U
cis-1,3-Dichloropropene	ug/L	1.0 UJ	1 U	1.0 U	1.3 U	1.0 U
trans-1,3-Dichloropropene	ug/L	1.0 UJ	1 U	1.0 U	1.3 U	1.0 U
Ethylbenzene	ug/L	1.0 U	1 U	1.0 U	1.3 U	1.0 U
2-Hexanone	ug/L	10 U	10 U	10 U	13 U	10 U
Isopropyl benzene	ug/L	1.0 U	--	1.0 U	1.3 U	1.0 U
Methyl acetate	ug/L	10 U	--	10 U	13 U	10 U
Methyl cyclohexane	ug/L	1.0 U	--	1.0 U	1.3 U	1.0 U
Methyl tert butyl ether (MTBE)	ug/L	5.0 U	--	5.0 U	6.3 U	1.0 U
4-Methyl-2-pentanone (Methyl isobutyl ketone) (MIBK)	ug/L	10 U	10 U	10 U	13 U	10 U
Methylene chloride	ug/L	1.0 UJ	1 UJ	1.0 U	1.3 U	1.0 U
Styrene	ug/L	1.0 U	1 U	1.0 U	1.3 U	1.0 U
VOCs (Continued)						

APPENDIX G.3

GROUNDWATER QUALITY DATA
RFI REPORT
FORMER MANUAL TRANSMISSIONS OF MUNCIE FACILITY
MUNCIE, INDIANA

AOI		*AOI 35*	*AOI 35*	*AOI 35*	*AOI 35*	*AOI 35*
Sample Location		*MW-16*	*MW-16*	*MW-16*	*MW-16*	*MW-16*
Sample Identification		*GW-017330-101905-MM-016*	*GW-017330-050906-PK-002*	*GW-017324-010709-JP-003*	*GW-17324-120611-EM-011*	*GW-017324-050214-SM-019*
Sample Date		*10/19/2005*	*5/9/2006*	*1/7/2009*	*12/6/2011*	*5/2/2014*
Sample Depth		*-*	*-*	*-*	*-*	*-*
Sample Depth						
	Units					
1,1,2,2-Tetrachloroethane	ug/L	1.0 U	1 U	1.0 U	1.3 U	1.0 U
Tetrachloroethene	ug/L	1.5	1.6	1.8	**35**[a]	1.9
Toluene	ug/L	1.0 U	1 U	1.0 U	1.3 U	1.0 U
1,2,4-Trichlorobenzene	ug/L	1.0 U	--	1.0 U	1.3 U	1.0 U
1,1,1-Trichloroethane	ug/L	1.0 U	1 U	1.0 U	1.3 U	1.0 U
1,1,2-Trichloroethane	ug/L	1.0 U	1 U	1.0 U	1.3 U	1.0 U
Trichloroethene	ug/L	1.8 U	1.2	0.83 J	0.88 J	0.38 J
Trichlorofluoromethane (CFC-11)	ug/L	1.0 U	--	1.0 U	1.3 U	1.0 U
Trifluorotrichloroethane (Freon 113)	ug/L	1.0 U	--	1.0 U	1.3 U	1.0 U
Vinyl acetate	ug/L	--	--	--	--	--
Vinyl chloride	ug/L	1.0 U	1 U	1.0 U	1.3 U	1.0 U
Xylenes (total)	ug/L	2.0 U	2 U	2.0 U	2.5 U	2.0 U
Semi-Volatile Organic Compounds (SVOCs)						
Acenaphthene	ug/L	0.50 U	0.2 U	0.20 U	--	--
Acenaphthylene	ug/L	2.0 U	0.2 U	0.20 U	--	--
Acetonitrile	ug/L	--	--	--	--	--
Acetophenone	ug/L	--	1 U	1.0 U	--	--
2-Acetylaminofluorene	ug/L	--	--	--	--	--
Acrolein	ug/L	--	--	--	--	--
Acrylonitrile	ug/L	--	--	--	--	--
Allyl chloride	ug/L	--	--	--	--	--
4-Aminobiphenyl	ug/L	--	--	--	--	--
Aniline	ug/L	--	--	--	--	--
Anthracene	ug/L	0.10 U	0.2 U	0.20 U	--	--
Aramite	ug/L	--	--	--	--	--
Atrazine	ug/L	--	1 U	1.0 U	--	--
Benzaldehyde	ug/L	--	1 U	1.0 U	--	--
Benzidine	ug/L	--	--	--	--	--
Benzo(a)anthracene	ug/L	0.10 U	0.2 U	0.20 U	--	--
Benzo(a)pyrene	ug/L	0.10 U	0.2 U	0.20 U	--	--
Benzo(b)fluoranthene	ug/L	0.10 U	0.2 U	0.20 U	--	--
Benzo(g,h,i)perylene	ug/L	0.10 U	0.2 U	0.20 U	--	--
Benzo(k)fluoranthene	ug/L	0.10 U	0.2 U	0.20 U	--	--
Benzoic acid	ug/L	--	--	--	--	--
Benzyl alcohol	ug/L	--	--	--	--	--
Biphenyl (1,1-Biphenyl)	ug/L	--	1 U	1.0 U	--	--
4-Bromophenyl phenyl ether	ug/L	--	2 U	2.0 U	--	--
Butyl benzylphthalate (BBP)	ug/L	--	1 U	1.0 U	--	--
Caprolactam	ug/L	--	5 U	5.0 U	--	--
Carbazole	ug/L	--	1 U	1.0 U	--	--
4-Chloro-3-methylphenol	ug/L	--	2 U	2.0 U	--	--
4-Chloroaniline	ug/L	--	2 U	2.0 U	--	--
Chlorobenzilate	ug/L	--	--	--	--	--
bis(2-Chloroethoxy)methane	ug/L	--	1 U	1.0 U	--	--
bis(2-Chloroethyl)ether	ug/L	--	1 U	1.0 U	--	--

APPENDIX G.3

GROUNDWATER QUALITY DATA
RFI REPORT
FORMER MANUAL TRANSMISSIONS OF MUNCIE FACILITY
MUNCIE, INDIANA

AOI		*AOI 35*	*AOI 35*	*AOI 35*	*AOI 35*	*AOI 35*
Sample Location		*MW-16*	*MW-16*	*MW-16*	*MW-16*	*MW-16*
Sample Identification		*GW-017330-101905-MM-016*	*GW-017330-050906-PK-002*	*GW-017324-010709-JP-003*	*GW-17324-120611-EM-011*	*GW-017324-050214-SM-019*
Sample Date		*10/19/2005*	*5/9/2006*	*1/7/2009*	*12/6/2011*	*5/2/2014*
Sample Depth		*-*	*-*	*-*	*-*	*-*
Sample Depth						
	Units					
2-Chloronaphthalene	ug/L	--	1 U	1.0 U	--	--
2-Chlorophenol	ug/L	--	1 U	1.0 U	--	--
4-Chlorophenyl phenyl ether	ug/L	--	2 U	2.0 U	--	--
Chloroprene	ug/L	--	--	--	--	--
Chrysene	ug/L	0.10 U	0.2 U	0.20 U	--	--
Cresol isomers	ug/L	--	--	--	--	--
Diallate	ug/L	--	--	--	--	--
Dibenz(a,h)anthracene	ug/L	0.10 U	0.2 U	0.20 U	--	--
Dibenzofuran	ug/L	--	1 U	1.0 U	--	--
Dibromochloromethane	ug/L	--	--	--	--	--
Dibromomethane	ug/L	--	--	--	--	--
trans-1,4-Dichloro-2-butene	ug/L	--	--	--	--	--
3,3'-Dichlorobenzidine	ug/L	--	5 U	5.0 U	--	--
2,4-Dichlorophenol	ug/L	--	2 U	2.0 U	--	--
2,6-Dichlorophenol	ug/L	--	--	--	--	--
Diethyl phthalate	ug/L	--	1 U	1.0 U	--	--
Dimethoate	ug/L	--	--	--	--	--
Dimethyl phthalate	ug/L	--	1 U	1.0 U	--	--
p-Dimethylaminoazobenzene A	ug/L	--	--	--	--	--
7,12-Dimethylbenz(a)anthracene	ug/L	--	--	--	--	--
3,3-Dimethylbenzidine	ug/L	--	--	--	--	--
a,a-Dimethylphenethylamine	ug/L	--	--	--	--	--
2,4-Dimethylphenol	ug/L	--	2 U	2.0 U	--	--
Di-n-butylphthalate (DBP)	ug/L	--	1 U	1.0 U	--	--
4,6-Dinitro-2-methylphenol	ug/L	--	5 U	5.0 U	--	--
Dinitrobenzene, NOS	ug/L	--	--	--	--	--
2,4-Dinitrophenol	ug/L	--	5 UJ	5.0 U	--	--
2,4-Dinitrotoluene	ug/L	--	5 U	5.0 U	--	--
2,6-Dinitrotoluene	ug/L	--	5 U	5.0 U	--	--
Di-n-octyl phthalate (DnOP)	ug/L	--	1 U	1.0 U	--	--
1,4-Dioxane	ug/L	--	--	--	--	--
Diphenylamine	ug/L	--	--	--	--	--
1,2-Diphenylhydrazine	ug/L	--	--	--	--	--
Disulfoton	ug/L	--	--	--	--	--

APPENDIX G.3

GROUNDWATER QUALITY DATA
RFI REPORT
FORMER MANUAL TRANSMISSIONS OF MUNCIE FACILITY
MUNCIE, INDIANA

AOI		*AOI 35*	*AOI 35*	*AOI 35*	*AOI 35*	*AOI 35*
Sample Location		*MW-16*	*MW-16*	*MW-16*	*MW-16*	*MW-16*
Sample Identification		*GW-017330-101905-MM-016*	*GW-017330-050906-PK-002*	*GW-017324-010709-JP-003*	*GW-17324-120611-EM-011*	*GW-017324-050214-SM-019*
Sample Date		*10/19/2005*	*5/9/2006*	*1/7/2009*	*12/6/2011*	*5/2/2014*
Sample Depth		*-*	*-*	*-*	*-*	*-*
Sample Depth						
	Units					
SVOCs (Continued)						
Ethyl methacrylate	ug/L	--	--	--	--	--
Ethyl methanesulfonate	ug/L	--	--	--	--	--
bis(2-Ethylhexyl)phthalate (DEHP)	ug/L	--	1.5 U	2.0 U	--	--
Famphur	ug/L	--	--	--	--	--
Fluoranthene	ug/L	0.10 U	0.2 U	0.20 U	--	--
Fluorene	ug/L	0.10 U	0.2 U	0.20 U	--	--
Hexachlorobenzene	ug/L	--	0.2 U	0.20 U	--	--
Hexachlorobutadiene	ug/L	--	1 U	1.0 U	--	--
Hexachlorocyclopentadiene	ug/L	--	10 U	10 U	--	--
Hexachloroethane	ug/L	--	1 U	1.0 U	--	--
Hexachlorophene A	ug/L	--	--	--	--	--
Hexachloropropene	ug/L	--	--	--	--	--
Indeno(1,2,3-cd)pyrene	ug/L	0.10 U	0.2 U	0.20 U	--	--
Iodomethane	ug/L	--	--	--	--	--
Isodrin	ug/L	--	--	--	--	--
Isophorone	ug/L	--	1 U	1.0 U	--	--
Isosafrole	ug/L	--	--	--	--	--
Kepone	ug/L	--	--	--	--	--
Methapyrilene	ug/L	--	--	--	--	--
Methyl acrylonitrile	ug/L	--	--	--	--	--
Methyl methacrylate	ug/L	--	--	--	--	--
Methyl methanesulfonate	ug/L	--	--	--	--	--
Methyl parathion	ug/L	--	--	--	--	--
3-Methylcholanthrene	ug/L	--	--	--	--	--
2-Methylnaphthalene	ug/L	--	0.2 U	0.20 U	--	--
2-Methylphenol	ug/L	--	1 U	1.0 U	--	--
3&4-Methylphenol	ug/L	--	--	--	--	--
4-Methylphenol	ug/L	--	1 U	1.0 U	--	--
Naphthalene	ug/L	1.0 U	0.2 U	0.20 U	--	--
1,4-Naphthoquinone	ug/L	--	--	--	--	--
1-Naphthylamine	ug/L	--	--	--	--	--
2-Naphthylamine	ug/L	--	--	--	--	--
2-Nitroaniline	ug/L	--	2 U	2.0 U	--	--
3-Nitroaniline	ug/L	--	2 U	2.0 U	--	--
4-Nitroaniline	ug/L	--	2 U	2.0 U	--	--
Nitrobenzene	ug/L	--	1 U	1.0 U	--	--
2-Nitrophenol	ug/L	--	2 U	2.0 U	--	--
4-Nitrophenol	ug/L	--	5 U	5.0 U	--	--
4-Nitroquinoline-N-oxide	ug/L	--	--	--	--	--
N-Nitrosodi-n-butylamine	ug/L	--	--	--	--	--
N-Nitrosodi-n-propylamine	ug/L	--	1 U	1.0 U	--	--
N-Nitrosodiphenylamine	ug/L	--	1 U	1.0 U	--	--
N-Nitrosodiethylamine	ug/L	--	--	--	--	--
N-Nitrosodimethylamine	ug/L	--	--	--	--	--
N-Nitrosomethylethylamine	ug/L	--	--	--	--	--

APPENDIX G.3

GROUNDWATER QUALITY DATA
RFI REPORT
FORMER MANUAL TRANSMISSIONS OF MUNCIE FACILITY
MUNCIE, INDIANA

AOI		*AOI 35*	*AOI 35*	*AOI 35*	*AOI 35*	*AOI 35*
Sample Location		*MW-16*	*MW-16*	*MW-16*	*MW-16*	*MW-16*
Sample Identification		*GW-017330-101905-MM-016*	*GW-017330-050906-PK-002*	*GW-017324-010709-JP-003*	*GW-17324-120611-EM-011*	*GW-017324-050214-SM-019*
Sample Date		*10/19/2005*	*5/9/2006*	*1/7/2009*	*12/6/2011*	*5/2/2014*
Sample Depth		*-*	*-*	*-*	*-*	*-*
Sample Depth						
	Units					
SVOCs (Continued)						
N-Nitrosomorpholine	ug/L	--	--	--	--	--
N-Nitrosopiperidine	ug/L	--	--	--	--	--
N-Nitrosopyrrolidine	ug/L	--	--	--	--	--
2,2'-Oxybis(1-chloropropane) (bis(2-Chloroisopropyl) ether)	ug/L	--	1 U	1.0 U	--	--
Pentachlorobenzene	ug/L	--	--	--	--	--
Pentachloroethane	ug/L	--	--	--	--	--
Pentachloronitrobenzene	ug/L	--	--	--	--	--
Pentachlorophenol	ug/L	--	5 U	5.0 U	--	--
Phenacetin	ug/L	--	--	--	--	--
Phenanthrene	ug/L	0.10 U	0.2 U	0.20 U	--	--
Phenol	ug/L	--	1 U	1.0 U	--	--
p-Phenylenediamine	ug/L	--	--	--	--	--
Phorate	ug/L	--	--	--	--	--
2-Picoline	ug/L	--	--	--	--	--
Pronamide	ug/L	--	--	--	--	--
Propionitrile (ethyl cyanide)	ug/L	--	--	--	--	--
Pyrene	ug/L	0.10 U	0.2 U	0.20 U	--	--
Pyridine	ug/L	--	--	--	--	--
Safrole	ug/L	--	--	--	--	--
1,2,4,5-Tetrachlorobenzene	ug/L	--	--	--	--	--
1,1,1,2-Tetrachloroethane	ug/L	--	--	--	--	--
2,3,4,6-Tetrachlorophenol	ug/L	--	--	--	--	--
Thionazin (O,O-diethyl-O-2-pyrazinyl phosphorothioate)	ug/L	--	--	--	--	--
o-Toluidine A	ug/L	--	--	--	--	--
5-Nitro-2-toluidine	ug/L	--	--	--	--	--
2,4,5-Trichlorophenol	ug/L	--	5 U	5.0 U	--	--
2,4,6-Trichlorophenol	ug/L	--	5 U	5.0 U	--	--
1,2,3-Trichloropropane	ug/L	--	--	--	--	--
0,0,0-Triethylphosphorothioate	ug/L	--	--	--	--	--
1,3,5-Trinitrobenzene	ug/L	--	--	--	--	--
PCBs						
Aroclor-1016 (PCB-1016)	ug/L	--	--	--	--	--
Aroclor-1221 (PCB-1221)	ug/L	--	--	--	--	--
Aroclor-1232 (PCB-1232)	ug/L	--	--	--	--	--
Aroclor-1242 (PCB-1242)	ug/L	--	--	--	--	--
Aroclor-1248 (PCB-1248)	ug/L	--	--	--	--	--
Aroclor-1254 (PCB-1254)	ug/L	--	--	--	--	--
Aroclor-1260 (PCB-1260)	ug/L	--	--	--	--	--
Total PCBs	ug/L	--	--	--	--	--
Total Petroleum Hydrocarbons (TPH)						
Total Petroleum Hydrocarbons - Purgeable (GRO)	ug/L	--	--	--	--	--

APPENDIX G.3

GROUNDWATER QUALITY DATA
RFI REPORT
FORMER MANUAL TRANSMISSIONS OF MUNCIE FACILITY
MUNCIE, INDIANA

AOI		*AOI 35*	*AOI 35*	*AOI 35*	*AOI 35*	*AOI 35*
Sample Location		***MW-16***	***MW-16***	***MW-16***	***MW-16***	***MW-16***
Sample Identification		***GW-017330-101905-MM-016***	***GW-017330-050906-PK-002***	***GW-017324-010709-JP-003***	***GW-17324-120611-EM-011***	***GW-017324-050214-SM-019***
Sample Date		***10/19/2005***	***5/9/2006***	***1/7/2009***	***12/6/2011***	***5/2/2014***
Sample Depth		***-***	***-***	***-***	***-***	***-***
Sample Depth						
	Units					
Metals						
Aluminum	ug/L	--	--	--	--	--
Antimony	ug/L	--	--	--	--	--
Arsenic	ug/L	10 U	10 U	10.0 U	--	--
Arsenic (dissolved)	ug/L	--	10 U	10.0 U	--	--
Barium	ug/L	120 J	115 J	139 J	--	--
Barium (dissolved)	ug/L	--	115 J	144 J	--	--
Beryllium	ug/L	--	--	--	--	--
Cadmium	ug/L	5 U	5 U	5.0 U	--	--
Cadmium (dissolved)	ug/L	--	5 U	5.0 U	--	--
Calcium	ug/L	--	--	--	--	--
Calcium (dissolved)	ug/L	114000	--	--	--	--
Chromium	ug/L	1.7 J	1.6 J	10.0 U	--	--
Chromium (dissolved)	ug/L	--	10 U	10.0 U	--	--
Cobalt	ug/L	--	--	--	--	--
Copper	ug/L	--	--	--	--	--
Copper (dissolved)	ug/L	--	--	--	--	--
Iron	ug/L	--	--	--	--	--
Iron (dissolved)	ug/L	--	--	--	--	--
Lead	ug/L	3 U	1.8 J	3.0 U	--	--
Lead (dissolved)	ug/L	--	3 U	3.0 U	--	--
Magnesium	ug/L	--	--	--	--	--
Magnesium (dissolved)	ug/L	34700	--	--	--	--
Manganese	ug/L	--	--	--	--	--
Manganese (dissolved)	ug/L	15 U	--	--	--	--
Mercury	ug/L	0.2 U	0.2 U	0.20 U	--	--
Mercury (dissolved)	ug/L	--	0.2 U	0.20 U	--	--
Nickel	ug/L	--	--	--	--	--
Nickel (dissolved)	ug/L	--	--	--	--	--
Potassium	ug/L	--	--	--	--	--
Selenium	ug/L	4 J	5 U	5.0 U	--	--
Selenium (dissolved)	ug/L	--	5 U	5.0 U	--	--
Silver	ug/L	10 U	10 U	10.0 U	--	--
Silver (dissolved)	ug/L	--	10 U	10.0 U	--	--
Sodium	ug/L	--	--	--	--	--
Thallium	ug/L	--	--	--	--	--
Vanadium	ug/L	--	--	--	--	--
Zinc	ug/L	--	--	--	--	--
Zinc (dissolved)	ug/L	--	--	--	--	--

APPENDIX G.3

GROUNDWATER QUALITY DATA
RFI REPORT
FORMER MANUAL TRANSMISSIONS OF MUNCIE FACILITY
MUNCIE, INDIANA

AOI		***AOI 35***	***AOI 35***	***AOI 35***	***AOI 35***	***AOI 35***
Sample Location		***MW-16***	***MW-16***	***MW-16***	***MW-16***	***MW-16***
Sample Identification		***GW-017330-101905-MM-016***	***GW-017330-050906-PK-002***	***GW-017324-010709-JP-003***	***GW-17324-120611-EM-011***	***GW-017324-050214-SM-019***
Sample Date		***10/19/2005***	***5/9/2006***	***1/7/2009***	***12/6/2011***	***5/2/2014***
Sample Depth		***-***	***-***	***-***	***-***	***-***
Sample Depth						
	Units					
Gas						
Ethane	ug/L	0.50 U	--	--	--	--
Ethene	ug/L	0.50 U	--	--	--	--
Methane	ug/L	0.91	--	--	--	--
General Chemistry						
Alkalinity, bicarbonate	ug/L	280000	--	--	--	--
Alkalinity, carbonate	ug/L	1800 J	--	--	--	--
Bicarbonate (as CaCO3)	ug/L	--	--	--	--	--
Chloride	ug/L	153000	--	--	--	--
Dissolved organic carbon (DOC)	ug/L	2000	--	--	--	--
Hardness	ug/L	427000	--	--	--	--
Hardness, carbonate	ug/L	--	--	--	--	--
Nitrate (as N)	ug/L	2200	--	--	--	--
Nitrite (as N)	ug/L	100 U	--	--	--	--
pH	s.u.	--	--	--	--	--
Sulfate	ug/L	56700	--	--	--	--
Sulfide	ug/L	--	--	--	--	--
Total dissolved solids (TDS)	ug/L	--	--	--	--	--
Total organic carbon (TOC)	ug/L	--	--	--	--	--

Notes
ug/L - Micrograms per litre
"-" - No value
U - Not detected at the associated reporting limit
J - Estimated concentration
UJ - Not detected; associated reporting limit is estimated
R - Rejected
s.u. - Standard units
nc - No criteria
ND - Non Detect (calculation)
BOLD[abc] Concentration exceeds associated screening level
IDEM Appendix A: Screening Levels Remedation Closure Guide - March 25, 2014
a - Exceeds IDEM residential tap screening levels
b - Exceeds IDEM residential vapor exposure screening levels
c - Exceeds IDEM commercial/industrial vapor screening levels

APPENDIX G.3

GROUNDWATER QUALITY DATA
RFI REPORT
FORMER MANUAL TRANSMISSIONS OF MUNCIE FACILITY
MUNCIE, INDIANA

AOI		*AOI 35*	*AOI 35*	*AOI 35*	*AOI 35*	*AOI 35*	*AOI 35*	*AOI 35*	*AOI 35*	*AOI 35*
Sample Location		***MW-17***	***MW-17***	***MW-17***	***MW-17***	***MW-17***	***MW-17***	***MW-17***	***MW-17***	***MW-17***
Sample Identification		***MW-17***	***MW-17***	***MW-17***	***MW-17***	***MW-17***	***MW-17***	***MW-17***	***GW-17330-101002-EH-025***	***GW-072204-MR-025***
Sample Date		***7/9/1990***	***1/1/1991***	***6/1/1994***	***3/21/1996***	***10/1/1998***	***4/1/1999***	***6/1/2001***	***10/10/2002***	***7/22/2004***
Sample Depth		-	-	-	-	-	-	-	-	-
Sample Depth										
	Units									
Volatile Organic Compounds (VOCs)										
Acetone	ug/L	16	U	U	U	U	U	U	25 UJ	10 U
Benzene	ug/L	2 U	U	U	U	U	U	U	1.0 U	1.0 U
Bromodichloromethane	ug/L	2 U	--	U	U	U	U	U	1.0 U	1.0 U
Bromoform	ug/L	2 U	--	--	--	--	--	--	1.0 U	1.0 U
Bromomethane (Methyl bromide)	ug/L	2 U	--	--	--	--	--	--	1.0 U	1.0 U
2-Butanone (Methyl ethyl ketone) (MEK)	ug/L	10 U	--	U	U	U	U	U	25 U	10 U
Carbon disulfide	ug/L	2 U	--	--	--	--	--	--	5.0 U	1.0 U
Carbon tetrachloride	ug/L	2 U	--	--	--	--	--	--	1.0 U	1.0 U
Chlorobenzene	ug/L	2 U	U	U	U	U	U	U	1.0 U	1.0 U
Chloroethane	ug/L	2 U	U	U	U	U	U	U	1.0 U	1.0 U
2-Chloroethyl vinyl ether	ug/L	--	U	U	U	U	U	U	--	--
Chloroform (Trichloromethane)	ug/L	2 U	U	U	U	U	U	U	1.0 U	1.0 U
Chloromethane (Methyl chloride)	ug/L	2 U	U	U	U	U	U	U	1.0 U	1.0 U
Cyclohexane	ug/L	--	--	--	--	--	--	--	1.0 U	1.0 U
1,2-Dibromo-3-chloropropane (DBCP)	ug/L	--	--	--	--	--	--	--	1.0 U	2.0 U
Dibromochloromethane	ug/L	--	--	--	--	--	--	U	1.0 U	1.0 U
1,2-Dibromoethane (Ethylene dibromide)	ug/L	--	--	--	--	--	--	--	1.0 U	1.0 U
1,2-Dichlorobenzene	ug/L	2 U	--	--	--	--	--	--	1.0 U	1.0 U
1,3-Dichlorobenzene	ug/L	2 U	--	--	--	--	--	--	1.0 U	1.0 U
1,4-Dichlorobenzene	ug/L	2 U	--	--	--	--	--	--	1.0 U	1.0 U
Dichlorodifluoromethane (CFC-12)	ug/L	--	--	--	--	--	--	--	1.0 U	1.0 U
1,1-Dichloroethane	ug/L	2 U	U	U	U	U	U	U	1.0 U	1.0 U
1,2-Dichloroethane	ug/L	2 U	U	U	U	U	U	U	1.0 U	1.0 U
1,2-Dichloroethene (total)	ug/L	2 U	U	U	U	U	U	U	--	--
1,1-Dichloroethene	ug/L	2 U	U	U	U	U	U	U	1.0 U	1.0 U
cis-1,2-Dichloroethene	ug/L	--	--	U	U	U	U	U	1.0 U	1.0 U
trans-1,2-Dichloroethene	ug/L	--	U	U	U	U	U	U	1.0 U	1.0 U
1,2-Dichloropropane	ug/L	2 U	--	--	--	--	--	--	1.0 U	1.0 U
cis-1,3-Dichloropropene	ug/L	2 U	--	--	--	--	--	--	1.0 U	1.0 U
trans-1,3-Dichloropropene	ug/L	2 U	--	--	--	--	--	--	1.0 U	1.0 U
Ethylbenzene	ug/L	2 U	U	U	U	U	U	U	1.0 U	1.0 U
2-Hexanone	ug/L	2 U	U	U	U	U	U	U	50 UJ	10 U
Isopropyl benzene	ug/L	--	--	--	--	--	--	--	5.0 U	1.0 U
Methyl acetate	ug/L	--	--	--	--	--	--	--	10 U	10 U
Methyl cyclohexane	ug/L	--	--	--	--	--	--	--	1.0 U	1.0 U
Methyl tert butyl ether (MTBE)	ug/L	--	--	--	--	--	--	--	5.0 U	5.0 U
4-Methyl-2-pentanone (Methyl isobutyl ketone) (MIBK)	ug/L	2 U	--	--	--	--	--	--	50 U	10 U
Methylene chloride	ug/L	2 U	U	U	1	**8.9 J[a]**	U	U	5.0 U	1.0 U
Styrene	ug/L	2 U	--	--	--	--	--	--	1.0 U	1.0 U
VOCs (Continued)										

APPENDIX G.3

GROUNDWATER QUALITY DATA
RFI REPORT
FORMER MANUAL TRANSMISSIONS OF MUNCIE FACILITY
MUNCIE, INDIANA

AOI		*AOI 35*	*AOI 35*	*AOI 35*	*AOI 35*	*AOI 35*	*AOI 35*	*AOI 35*	*AOI 35*	*AOI 35*
Sample Location		***MW-17***	***MW-17***	***MW-17***	***MW-17***	***MW-17***	***MW-17***	***MW-17***	***MW-17***	***MW-17***
Sample Identification		***MW-17***	***MW-17***	***MW-17***	***MW-17***	***MW-17***	***MW-17***	***MW-17***	***GW-17330-101002-EH-025***	***GW-072204-MR-025***
Sample Date		***7/9/1990***	***1/1/1991***	***6/1/1994***	***3/21/1996***	***10/1/1998***	***4/1/1999***	***6/1/2001***	***10/10/2002***	***7/22/2004***
Sample Depth		-	-	-	-	-	-	-	-	-
Sample Depth										
	Units									
1,1,2,2-Tetrachloroethane	ug/L	2 U	--	--	--	--	--	--	1.0 U	1.0 U
Tetrachloroethene	ug/L	2 U	U	U	U	U	U	U	2.0	1.0 U
Toluene	ug/L	2 U	U	U	0.4	U	U	U	1.0 U	1.0 U
1,2,4-Trichlorobenzene	ug/L	--	--	--	--	--	--	--	5.0 U	1.0 U
1,1,1-Trichloroethane	ug/L	2 U	U	U	U	U	U	U	1.0 U	1.0 U
1,1,2-Trichloroethane	ug/L	2 U	--	--	--	--	--	--	1.0 U	1.0 U
Trichloroethene	ug/L	2 U	U	U	U	U	U	U	1.0 U	0.32 J
Trichlorofluoromethane (CFC-11)	ug/L	2 U	--	--	--	--	--	--	1.0 U	1.0 U
Trifluorotrichloroethane (Freon 113)	ug/L	--	--	--	--	--	--	--	1.0 U	1.0 U
Vinyl acetate	ug/L	2 U	--	--	--	--	--	--	--	--
Vinyl chloride	ug/L	2 U	U	U	U	U	U	U	1.0 U	1.0 U
Xylenes (total)	ug/L	2 U	U	U	0.3	U	U	U	3.0 U	2.0 U
Semi-Volatile Organic Compounds (SVOCs)										
Acenaphthene	ug/L	--	--	--	--	--	--	--	--	--
Acenaphthylene	ug/L	--	--	--	--	--	--	--	--	--
Acetonitrile	ug/L	--	--	--	--	--	--	--	--	--
Acetophenone	ug/L	--	--	--	--	--	--	--	--	--
2-Acetylaminofluorene	ug/L	--	--	--	--	--	--	--	--	--
Acrolein	ug/L	--	--	--	--	--	--	--	--	--
Acrylonitrile	ug/L	--	--	--	--	--	--	--	--	--
Allyl chloride	ug/L	--	--	--	--	--	--	--	--	--
4-Aminobiphenyl	ug/L	--	--	--	--	--	--	--	--	--
Aniline	ug/L	--	--	--	--	--	--	--	--	--
Anthracene	ug/L	--	--	--	--	--	--	--	--	--
Aramite	ug/L	--	--	--	--	--	--	--	--	--
Atrazine	ug/L	--	--	--	--	--	--	--	--	--
Benzaldehyde	ug/L	--	--	--	--	--	--	--	--	--
Benzidine	ug/L	--	--	--	--	--	--	--	--	--
Benzo(a)anthracene	ug/L	--	--	--	--	--	--	--	--	--
Benzo(a)pyrene	ug/L	--	--	--	--	--	--	--	--	--
Benzo(b)fluoranthene	ug/L	--	--	--	--	--	--	--	--	--
Benzo(g,h,i)perylene	ug/L	--	--	--	--	--	--	--	--	--
Benzo(k)fluoranthene	ug/L	--	--	--	--	--	--	--	--	--
Benzoic acid	ug/L	--	--	--	--	--	--	--	--	--
Benzyl alcohol	ug/L	--	--	--	--	--	--	--	--	--
Biphenyl (1,1-Biphenyl)	ug/L	--	--	--	--	--	--	--	--	--
4-Bromophenyl phenyl ether	ug/L	--	--	--	--	--	--	--	--	--
Butyl benzylphthalate (BBP)	ug/L	--	--	--	--	--	--	--	--	--
Caprolactam	ug/L	--	--	--	--	--	--	--	--	--
Carbazole	ug/L	--	--	--	--	--	--	--	--	--
4-Chloro-3-methylphenol	ug/L	--	--	--	--	--	--	--	--	--
4-Chloroaniline	ug/L	--	--	--	--	--	--	--	--	--
Chlorobenzilate	ug/L	--	--	--	--	--	--	--	--	--
bis(2-Chloroethoxy)methane	ug/L	--	--	--	--	--	--	--	--	--
bis(2-Chloroethyl)ether	ug/L	--	--	--	--	--	--	--	--	--

APPENDIX G.3

GROUNDWATER QUALITY DATA
RFI REPORT
FORMER MANUAL TRANSMISSIONS OF MUNCIE FACILITY
MUNCIE, INDIANA

AOI		*AOI 35*	*AOI 35*	*AOI 35*	*AOI 35*	*AOI 35*	*AOI 35*	*AOI 35*	*AOI 35*	*AOI 35*
Sample Location		***MW-17***	***MW-17***	***MW-17***	***MW-17***	***MW-17***	***MW-17***	***MW-17***	***MW-17***	***MW-17***
Sample Identification		***MW-17***	***MW-17***	***MW-17***	***MW-17***	***MW-17***	***MW-17***	***MW-17***	***GW-17330-101002-EH-025***	***GW-072204-MR-025***
Sample Date		***7/9/1990***	***1/1/1991***	***6/1/1994***	***3/21/1996***	***10/1/1998***	***4/1/1999***	***6/1/2001***	***10/10/2002***	***7/22/2004***
Sample Depth		-	-	-	-	-	-	-	-	-
Sample Depth										
	Units									
2-Chloronaphthalene	ug/L	--	--	--	--	--	--	--	--	--
2-Chlorophenol	ug/L	--	--	--	--	--	--	--	--	--
4-Chlorophenyl phenyl ether	ug/L	--	--	--	--	--	--	--	--	--
Chloroprene	ug/L	--	--	--	--	--	--	--	--	--
Chrysene	ug/L	--	--	--	--	--	--	--	--	--
Cresol isomers	ug/L	--	--	--	--	--	--	--	--	--
Diallate	ug/L	--	--	--	--	--	--	--	--	--
Dibenz(a,h)anthracene	ug/L	--	--	--	--	--	--	--	--	--
Dibenzofuran	ug/L	--	--	--	--	--	--	--	--	--
Dibromochloromethane	ug/L	2 U	U	U	U	U	U	--	--	--
Dibromomethane	ug/L	--	--	--	--	--	--	--	--	--
trans-1,4-Dichloro-2-butene	ug/L	--	--	--	--	--	--	--	--	--
3,3'-Dichlorobenzidine	ug/L	--	--	--	--	--	--	--	--	--
2,4-Dichlorophenol	ug/L	--	--	--	--	--	--	--	--	--
2,6-Dichlorophenol	ug/L	--	--	--	--	--	--	--	--	--
Diethyl phthalate	ug/L	--	--	--	--	--	--	--	--	--
Dimethoate	ug/L	--	--	--	--	--	--	--	--	--
Dimethyl phthalate	ug/L	--	--	--	--	--	--	--	--	--
p-Dimethylaminoazobenzene A	ug/L	--	--	--	--	--	--	--	--	--
7,12-Dimethylbenz(a)anthracene	ug/L	--	--	--	--	--	--	--	--	--
3,3-Dimethylbenzidine	ug/L	--	--	--	--	--	--	--	--	--
a,a-Dimethylphenethylamine	ug/L	--	--	--	--	--	--	--	--	--
2,4-Dimethylphenol	ug/L	--	--	--	--	--	--	--	--	--
Di-n-butylphthalate (DBP)	ug/L	--	--	--	--	--	--	--	--	--
4,6-Dinitro-2-methylphenol	ug/L	--	--	--	--	--	--	--	--	--
Dinitrobenzene, NOS	ug/L	--	--	--	--	--	--	--	--	--
2,4-Dinitrophenol	ug/L	--	--	--	--	--	--	--	--	--
2,4-Dinitrotoluene	ug/L	--	--	--	--	--	--	--	--	--
2,6-Dinitrotoluene	ug/L	--	--	--	--	--	--	--	--	--
Di-n-octyl phthalate (DnOP)	ug/L	--	--	--	--	--	--	--	--	--
1,4-Dioxane	ug/L	--	--	--	--	--	--	--	--	--
Diphenylamine	ug/L	--	--	--	--	--	--	--	--	--
1,2-Diphenylhydrazine	ug/L	--	--	--	--	--	--	--	--	--
Disulfoton	ug/L	--	--	--	--	--	--	--	--	--

APPENDIX G.3

GROUNDWATER QUALITY DATA
RFI REPORT
FORMER MANUAL TRANSMISSIONS OF MUNCIE FACILITY
MUNCIE, INDIANA

AOI		*AOI 35*	*AOI 35*	*AOI 35*	*AOI 35*	*AOI 35*	*AOI 35*	*AOI 35*	*AOI 35*	*AOI 35*
Sample Location		***MW-17***	***MW-17***	***MW-17***	***MW-17***	***MW-17***	***MW-17***	***MW-17***	***MW-17***	***MW-17***
Sample Identification		***MW-17***	***MW-17***	***MW-17***	***MW-17***	***MW-17***	***MW-17***	***MW-17***	***GW-17330-101002-EH-025***	***GW-072204-MR-025***
Sample Date		***7/9/1990***	***1/1/1991***	***6/1/1994***	***3/21/1996***	***10/1/1998***	***4/1/1999***	***6/1/2001***	***10/10/2002***	***7/22/2004***
Sample Depth		-	-	-	-	-	-	-	-	-
Sample Depth										
	Units									
SVOCs (Continued)										
Ethyl methacrylate	ug/L	--	--	--	--	--	--	--	--	--
Ethyl methanesulfonate	ug/L	--	--	--	--	--	--	--	--	--
bis(2-Ethylhexyl)phthalate (DEHP)	ug/L	--	--	--	--	--	--	--	--	--
Famphur	ug/L	--	--	--	--	--	--	--	--	--
Fluoranthene	ug/L	--	--	--	--	--	--	--	--	--
Fluorene	ug/L	--	--	--	--	--	--	--	--	--
Hexachlorobenzene	ug/L	--	--	--	--	--	--	--	--	--
Hexachlorobutadiene	ug/L	--	--	--	--	--	--	--	--	--
Hexachlorocyclopentadiene	ug/L	--	--	--	--	--	--	--	--	--
Hexachloroethane	ug/L	--	--	--	--	--	--	--	--	--
Hexachlorophene A	ug/L	--	--	--	--	--	--	--	--	--
Hexachloropropene	ug/L	--	--	--	--	--	--	--	--	--
Indeno(1,2,3-cd)pyrene	ug/L	--	--	--	--	--	--	--	--	--
Iodomethane	ug/L	--	--	--	--	--	--	--	--	--
Isodrin	ug/L	--	--	--	--	--	--	--	--	--
Isophorone	ug/L	--	--	--	--	--	--	--	--	--
Isosafrole	ug/L	--	--	--	--	--	--	--	--	--
Kepone	ug/L	--	--	--	--	--	--	--	--	--
Methapyrilene	ug/L	--	--	--	--	--	--	--	--	--
Methyl acrylonitrile	ug/L	--	--	--	--	--	--	--	--	--
Methyl methacrylate	ug/L	--	--	--	--	--	--	--	--	--
Methyl methanesulfonate	ug/L	--	--	--	--	--	--	--	--	--
Methyl parathion	ug/L	--	--	--	--	--	--	--	--	--
3-Methylcholanthrene	ug/L	--	--	--	--	--	--	--	--	--
2-Methylnaphthalene	ug/L	--	--	--	--	--	--	--	--	--
2-Methylphenol	ug/L	--	--	--	--	--	--	--	--	--
3&4-Methylphenol	ug/L	--	--	--	--	--	--	--	--	--
4-Methylphenol	ug/L	--	--	--	--	--	--	--	--	--
Naphthalene	ug/L	--	--	--	--	--	--	--	--	--
1,4-Naphthoquinone	ug/L	--	--	--	--	--	--	--	--	--
1-Naphthylamine	ug/L	--	--	--	--	--	--	--	--	--
2-Naphthylamine	ug/L	--	--	--	--	--	--	--	--	--
2-Nitroaniline	ug/L	--	--	--	--	--	--	--	--	--
3-Nitroaniline	ug/L	--	--	--	--	--	--	--	--	--
4-Nitroaniline	ug/L	--	--	--	--	--	--	--	--	--
Nitrobenzene	ug/L	--	--	--	--	--	--	--	--	--
2-Nitrophenol	ug/L	--	--	--	--	--	--	--	--	--
4-Nitrophenol	ug/L	--	--	--	--	--	--	--	--	--
4-Nitroquinoline-N-oxide	ug/L	--	--	--	--	--	--	--	--	--
N-Nitrosodi-n-butylamine	ug/L	--	--	--	--	--	--	--	--	--
N-Nitrosodi-n-propylamine	ug/L	--	--	--	--	--	--	--	--	--
N-Nitrosodiphenylamine	ug/L	--	--	--	--	--	--	--	--	--
N-Nitrosodiethylamine	ug/L	--	--	--	--	--	--	--	--	--
N-Nitrosodimethylamine	ug/L	--	--	--	--	--	--	--	--	--
N-Nitrosomethylethylamine	ug/L	--	--	--	--	--	--	--	--	--

APPENDIX G.3

GROUNDWATER QUALITY DATA
RFI REPORT
FORMER MANUAL TRANSMISSIONS OF MUNCIE FACILITY
MUNCIE, INDIANA

AOI		*AOI 35*	*AOI 35*	*AOI 35*	*AOI 35*	*AOI 35*	*AOI 35*	*AOI 35*	*AOI 35*	*AOI 35*
Sample Location		*MW-17*	*MW-17*	*MW-17*	*MW-17*	*MW-17*	*MW-17*	*MW-17*	*MW-17*	*MW-17*
Sample Identification		*MW-17*	*MW-17*	*MW-17*	*MW-17*	*MW-17*	*MW-17*	*MW-17*	*GW-17330-101002-EH-025*	*GW-072204-MR-025*
Sample Date		*7/9/1990*	*1/1/1991*	*6/1/1994*	*3/21/1996*	*10/1/1998*	*4/1/1999*	*6/1/2001*	*10/10/2002*	*7/22/2004*
Sample Depth		*-*	*-*	*-*	*-*	*-*	*-*	*-*	*-*	*-*
Sample Depth										
	Units									
SVOCs (Continued)										
N-Nitrosomorpholine	ug/L	--	--	--	--	--	--	--	--	--
N-Nitrosopiperidine	ug/L	--	--	--	--	--	--	--	--	--
N-Nitrosopyrrolidine	ug/L	--	--	--	--	--	--	--	--	--
2,2'-Oxybis(1-chloropropane) (bis(2-Chloroisopropyl) ether)	ug/L	--	--	--	--	--	--	--	--	--
Pentachlorobenzene	ug/L	--	--	--	--	--	--	--	--	--
Pentachloroethane	ug/L	--	--	--	--	--	--	--	--	--
Pentachloronitrobenzene	ug/L	--	--	--	--	--	--	--	--	--
Pentachlorophenol	ug/L	--	--	--	--	--	--	--	--	--
Phenacetin	ug/L	--	--	--	--	--	--	--	--	--
Phenanthrene	ug/L	--	--	--	--	--	--	--	--	--
Phenol	ug/L	--	--	--	--	--	--	--	--	--
p-Phenylenediamine	ug/L	--	--	--	--	--	--	--	--	--
Phorate	ug/L	--	--	--	--	--	--	--	--	--
2-Picoline	ug/L	--	--	--	--	--	--	--	--	--
Pronamide	ug/L	--	--	--	--	--	--	--	--	--
Propionitrile (ethyl cyanide)	ug/L	--	--	--	--	--	--	--	--	--
Pyrene	ug/L	--	--	--	--	--	--	--	--	--
Pyridine	ug/L	--	--	--	--	--	--	--	--	--
Safrole	ug/L	--	--	--	--	--	--	--	--	--
1,2,4,5-Tetrachlorobenzene	ug/L	--	--	--	--	--	--	--	--	--
1,1,1,2-Tetrachloroethane	ug/L	--	--	--	--	--	--	--	--	--
2,3,4,6-Tetrachlorophenol	ug/L	--	--	--	--	--	--	--	--	--
Thionazin (O,O-diethyl-O-2-pyrazinyl phosphorothioate)	ug/L	--	--	--	--	--	--	--	--	--
o-Toluidine A	ug/L	--	--	--	--	--	--	--	--	--
5-Nitro-2-toluidine	ug/L	--	--	--	--	--	--	--	--	--
2,4,5-Trichlorophenol	ug/L	--	--	--	--	--	--	--	--	--
2,4,6-Trichlorophenol	ug/L	--	--	--	--	--	--	--	--	--
1,2,3-Trichloropropane	ug/L	--	--	--	--	--	--	--	--	--
0,0,0-Triethylphosphorothioate	ug/L	--	--	--	--	--	--	--	--	--
1,3,5-Trinitrobenzene	ug/L	--	--	--	--	--	--	--	--	--
PCBs										
Aroclor-1016 (PCB-1016)	ug/L	--	--	--	--	--	--	--	--	--
Aroclor-1221 (PCB-1221)	ug/L	--	--	--	--	--	--	--	--	--
Aroclor-1232 (PCB-1232)	ug/L	--	--	--	--	--	--	--	--	--
Aroclor-1242 (PCB-1242)	ug/L	--	--	--	--	--	--	--	--	--
Aroclor-1248 (PCB-1248)	ug/L	--	--	--	--	--	--	--	--	--
Aroclor-1254 (PCB-1254)	ug/L	--	--	--	--	--	--	--	--	--
Aroclor-1260 (PCB-1260)	ug/L	--	--	--	--	--	--	--	--	--
Total PCBs	ug/L	--	--	--	--	--	--	--	--	--
Total Petroleum Hydrocarbons (TPH)										
Total Petroleum Hydrocarbons - Purgeable (GRO)	ug/L	--	--	--	--	--	--	--	--	--

APPENDIX G.3

GROUNDWATER QUALITY DATA
RFI REPORT
FORMER MANUAL TRANSMISSIONS OF MUNCIE FACILITY
MUNCIE, INDIANA

AOI		*AOI 35*	*AOI 35*	*AOI 35*	*AOI 35*	*AOI 35*	*AOI 35*	*AOI 35*	*AOI 35*	*AOI 35*
Sample Location		***MW-17***	***MW-17***	***MW-17***	***MW-17***	***MW-17***	***MW-17***	***MW-17***	***MW-17***	***MW-17***
Sample Identification		***MW-17***	***MW-17***	***MW-17***	***MW-17***	***MW-17***	***MW-17***	***MW-17***	***GW-17330-101002-EH-025***	***GW-072204-MR-025***
Sample Date		***7/9/1990***	***1/1/1991***	***6/1/1994***	***3/21/1996***	***10/1/1998***	***4/1/1999***	***6/1/2001***	***10/10/2002***	***7/22/2004***
Sample Depth		-	-	-	-	-	-	-	-	-
Sample Depth										
	Units									
Metals										
Aluminum	ug/L	--	--	--	--	--	--	--	--	--
Antimony	ug/L	--	--	--	--	--	--	--	--	--
Arsenic	ug/L	--	--	--	--	--	--	--	--	--
Arsenic (dissolved)	ug/L	--	--	--	--	--	--	--	--	--
Barium	ug/L	--	--	--	--	--	--	--	--	--
Barium (dissolved)	ug/L	--	--	--	--	--	--	--	--	--
Beryllium	ug/L	--	--	--	--	--	--	--	--	--
Cadmium	ug/L	--	--	--	--	--	--	--	--	--
Cadmium (dissolved)	ug/L	--	--	--	--	--	--	--	--	--
Calcium	ug/L	--	--	--	--	--	--	--	--	--
Calcium (dissolved)	ug/L	--	--	--	--	--	--	--	--	131000
Chromium	ug/L	--	--	--	--	--	--	--	--	--
Chromium (dissolved)	ug/L	--	--	--	--	--	--	--	--	--
Cobalt	ug/L	--	--	--	--	--	--	--	--	--
Copper	ug/L	--	--	--	--	--	--	--	--	--
Copper (dissolved)	ug/L	--	--	--	--	--	--	--	--	--
Iron	ug/L	--	--	--	--	--	--	--	--	--
Iron (dissolved)	ug/L	--	--	--	--	--	--	--	--	--
Lead	ug/L	--	--	--	--	--	--	--	--	--
Lead (dissolved)	ug/L	--	--	--	--	--	--	--	--	--
Magnesium	ug/L	--	--	--	--	--	--	--	--	--
Magnesium (dissolved)	ug/L	--	--	--	--	--	--	--	--	45800
Manganese	ug/L	--	--	--	--	--	--	--	--	--
Manganese (dissolved)	ug/L	--	--	--	--	--	--	--	--	15 U
Mercury	ug/L	--	--	--	--	--	--	--	--	--
Mercury (dissolved)	ug/L	--	--	--	--	--	--	--	--	--
Nickel	ug/L	--	--	--	--	--	--	--	--	--
Nickel (dissolved)	ug/L	--	--	--	--	--	--	--	--	--
Potassium	ug/L	--	--	--	--	--	--	--	--	--
Selenium	ug/L	--	--	--	--	--	--	--	--	--
Selenium (dissolved)	ug/L	--	--	--	--	--	--	--	--	--
Silver	ug/L	--	--	--	--	--	--	--	--	--
Silver (dissolved)	ug/L	--	--	--	--	--	--	--	--	--
Sodium	ug/L	--	--	--	--	--	--	--	--	--
Thallium	ug/L	--	--	--	--	--	--	--	--	--
Vanadium	ug/L	--	--	--	--	--	--	--	--	--
Zinc	ug/L	--	--	--	--	--	--	--	--	--
Zinc (dissolved)	ug/L	--	--	--	--	--	--	--	--	--

APPENDIX G.3

GROUNDWATER QUALITY DATA
RFI REPORT
FORMER MANUAL TRANSMISSIONS OF MUNCIE FACILITY
MUNCIE, INDIANA

AOI		***AOI 35***	***AOI 35***	***AOI 35***	***AOI 35***	***AOI 35***	***AOI 35***	***AOI 35***	***AOI 35***	***AOI 35***
Sample Location		***MW-17***	***MW-17***	***MW-17***	***MW-17***	***MW-17***	***MW-17***	***MW-17***	***MW-17***	***MW-17***
Sample Identification		***MW-17***	***MW-17***	***MW-17***	***MW-17***	***MW-17***	***MW-17***	***MW-17***	***GW-17330-101002-EH-025***	***GW-072204-MR-025***
Sample Date		***7/9/1990***	***1/1/1991***	***6/1/1994***	***3/21/1996***	***10/1/1998***	***4/1/1999***	***6/1/2001***	***10/10/2002***	***7/22/2004***
Sample Depth		-	-	-	-	-	-	-	-	-
Sample Depth										
	Units									
Gas										
Ethane	ug/L	--	--	--	--	--	--	--	--	0.50 U
Ethene	ug/L	--	--	--	--	--	--	--	--	0.50 U
Methane	ug/L	--	--	--	--	--	--	--	--	0.16 J
General Chemistry										
Alkalinity, bicarbonate	ug/L	--	--	--	--	--	--	--	--	420000
Alkalinity, carbonate	ug/L	--	--	--	--	--	--	--	--	14000
Bicarbonate (as CaCO3)	ug/L	--	--	--	--	--	--	--	--	--
Chloride	ug/L	--	--	--	--	--	--	--	--	389000
Dissolved organic carbon (DOC)	ug/L	--	--	--	--	--	--	--	--	2000
Hardness	ug/L	--	--	--	--	--	--	--	--	515000
Hardness, carbonate	ug/L	--	--	--	--	--	--	--	--	--
Nitrate (as N)	ug/L	--	--	--	--	--	--	--	--	6300
Nitrite (as N)	ug/L	--	--	--	--	--	--	--	--	510
pH	s.u.	--	--	--	--	--	--	--	--	--
Sulfate	ug/L	--	--	--	--	--	--	--	--	380000
Sulfide	ug/L	--	--	--	--	--	--	--	--	--
Total dissolved solids (TDS)	ug/L	--	--	--	--	--	--	--	--	--
Total organic carbon (TOC)	ug/L	--	--	--	--	--	--	--	--	--

Notes
ug/L - Micrograms per litre
"-" - No value
U - Not detected at the associated reporting limit
J - Estimated concentration
UJ - Not detected; associated reporting limit is estimated
R - Rejected
s.u. - Standard units
nc - No criteria
ND - Non Detect (calculation)
BOLD[abc] Concentration exceeds associated screening level
IDEM Appendix A: Screening Levels Remedation Closure Guide - March 25, 2014
a - Exceeds IDEM residential tap screening levels
b - Exceeds IDEM residential vapor exposure screening levels
c - Exceeds IDEM commercial/industrial vapor screening levels

APPENDIX G.3

GROUNDWATER QUALITY DATA
RFI REPORT
FORMER MANUAL TRANSMISSIONS OF MUNCIE FACILITY
MUNCIE, INDIANA

AOI		*AOI 35*	*AOI 35*	*AOI 35*	*AOI 35*	*AOI 35*
Sample Location		*MW-17*	*MW-17*	*MW-17*	*MW-17*	*MW-17*
Sample Identification		*GW-017330-042805-TP-026*	*GW-017330-101905-MM-017*	*GW-017330-050906-PK-004*	*GW-017324-111708-NH-024*	*GW-017324-111708-NH-025*
Sample Date		*4/28/2005*	*10/19/2005*	*5/9/2006*	*11/17/2008*	*11/17/2008*
Sample Depth		-	-	-	-	-
Sample Depth						
	Units					
Volatile Organic Compounds (VOCs)						
Acetone	ug/L	10 U	10 UJ	10 U	10 U	10 U
Benzene	ug/L	1.0 U	1.0 U	1 U	1.0 U	1.0 U
Bromodichloromethane	ug/L	1.0 U	1.0 U	1 U	1.0 U	1.0 U
Bromoform	ug/L	1.0 U	1.0 UJ	1 U	1.0 U	1.0 U
Bromomethane (Methyl bromide)	ug/L	1.0 U	1.0 UJ	1 U	1.0 U	1.0 U
2-Butanone (Methyl ethyl ketone) (MEK)	ug/L	10 U	10 U	10 U	10 U	10 U
Carbon disulfide	ug/L	1.0 U	1.0 U	1 U	1.0 U	1.0 U
Carbon tetrachloride	ug/L	1.0 U	1.0 U	1 U	1.0 U	1.0 U
Chlorobenzene	ug/L	1.0 U	1.0 U	1 U	1.0 U	1.0 U
Chloroethane	ug/L	1.0 U	1.0 U	1 U	1.0 U	1.0 U
2-Chloroethyl vinyl ether	ug/L	--	--	--	--	--
Chloroform (Trichloromethane)	ug/L	1.0 U	0.48 J	0.46 J	1.0 U	1.0 U
Chloromethane (Methyl chloride)	ug/L	1.0 U	1.0 U	1 U	1.0 U	1.0 U
Cyclohexane	ug/L	1.0 U	1.0 U	--	1.0 U	1.0 U
1,2-Dibromo-3-chloropropane (DBCP)	ug/L	2.0 U	2.0 UJ	--	2.0 U	2.0 U
Dibromochloromethane	ug/L	1.0 U	1.0 UJ	1 U	1.0 U	1.0 U
1,2-Dibromoethane (Ethylene dibromide)	ug/L	1.0 U	1.0 UJ	--	1.0 U	1.0 U
1,2-Dichlorobenzene	ug/L	1.0 U	1.0 U	--	1.0 U	1.0 U
1,3-Dichlorobenzene	ug/L	1.0 U	1.0 U	--	1.0 U	1.0 U
1,4-Dichlorobenzene	ug/L	1.0 U	1.0 U	--	1.0 U	1.0 U
Dichlorodifluoromethane (CFC-12)	ug/L	1.0 U	1.0 U	--	1.0 U	1.0 U
1,1-Dichloroethane	ug/L	1.0 U	1.0 U	1 U	1.0 U	1.0 U
1,2-Dichloroethane	ug/L	1.0 U	1.0 U	1 U	1.0 U	1.0 U
1,2-Dichloroethene (total)	ug/L	--	--	--	--	--
1,1-Dichloroethene	ug/L	1.0 U	1.0 U	1 U	1.0 U	1.0 U
cis-1,2-Dichloroethene	ug/L	1.0 U	1.0 U	1 U	1.0 U	1.0 U
trans-1,2-Dichloroethene	ug/L	1.0 U	1.0 U	1 U	1.0 U	1.0 U
1,2-Dichloropropane	ug/L	1.0 U	1.0 U	1 U	1.0 U	1.0 U
cis-1,3-Dichloropropene	ug/L	1.0 U	1.0 UJ	1 U	1.0 U	1.0 U
trans-1,3-Dichloropropene	ug/L	1.0 U	1.0 UJ	1 U	1.0 U	1.0 U
Ethylbenzene	ug/L	1.0 U	1.0 U	1 U	1.0 U	1.0 U
2-Hexanone	ug/L	10 U	10 U	10 U	10 U	10 U
Isopropyl benzene	ug/L	1.0 U	1.0 U	--	1.0 U	1.0 U
Methyl acetate	ug/L	10 U	10 U	--	10 U	10 U
Methyl cyclohexane	ug/L	1.0 U	1.0 U	--	1.0 U	1.0 U
Methyl tert butyl ether (MTBE)	ug/L	5.0 U	5.0 U	--	5.0 U	5.0 U
4-Methyl-2-pentanone (Methyl isobutyl ketone) (MIBK)	ug/L	10 U	10 U	10 U	10 U	10 U
Methylene chloride	ug/L	1.0 U	1.0 UJ	1 UJ	1.0 U	1.0 U
Styrene	ug/L	1.0 U	1.0 U	1 U	1.0 U	1.0 U
VOCs (Continued)						

APPENDIX G.3

GROUNDWATER QUALITY DATA
RFI REPORT
FORMER MANUAL TRANSMISSIONS OF MUNCIE FACILITY
MUNCIE, INDIANA

AOI		*AOI 35*	*AOI 35*	*AOI 35*	*AOI 35*	*AOI 35*
Sample Location		*MW-17*	*MW-17*	*MW-17*	*MW-17*	*MW-17*
Sample Identification		*GW-017330-042805-TP-026*	*GW-017330-101905-MM-017*	*GW-017330-050906-PK-004*	*GW-017324-111708-NH-024*	*GW-017324-111708-NH-025*
Sample Date		*4/28/2005*	*10/19/2005*	*5/9/2006*	*11/17/2008*	*11/17/2008*
Sample Depth		*-*	*-*	*-*	*-*	*-*
Sample Depth						
	Units					
1,1,2,2-Tetrachloroethane	ug/L	1.0 U	1.0 U	1 U	1.0 U	1.0 U
Tetrachloroethene	ug/L	1.0 U	1.0 U	1 U	1.0 U	1.0 U
Toluene	ug/L	1.0 U	1.0 U	1 U	1.0 U	1.0 U
1,2,4-Trichlorobenzene	ug/L	1.0 U	1.0 U	--	1.0 U	1.0 U
1,1,1-Trichloroethane	ug/L	1.0 U	1.0 U	1 U	1.0 U	1.0 U
1,1,2-Trichloroethane	ug/L	1.0 U	1.0 U	1 U	1.0 U	1.0 U
Trichloroethene	ug/L	10 U	1.0 U	1 U	1.0 U	1.0 U
Trichlorofluoromethane (CFC-11)	ug/L	1.0 U	1.0 U	--	1.0 U	1.0 U
Trifluorotrichloroethane (Freon 113)	ug/L	1.0 U	1.0 U	--	1.0 U	1.0 U
Vinyl acetate	ug/L	--	--	--	--	--
Vinyl chloride	ug/L	1.0 U	1.0 U	1 U	1.0 U	1.0 U
Xylenes (total)	ug/L	2.0 U	2.0 U	2 U	2.0 U	2.0 U
Semi-Volatile Organic Compounds (SVOCs)						
Acenaphthene	ug/L	--	--	0.2 U	0.20 U	0.20 U
Acenaphthylene	ug/L	--	--	0.2 U	0.20 U	0.20 U
Acetonitrile	ug/L	--	--	--	--	--
Acetophenone	ug/L	--	--	1 U	1.0 U	1.0 U
2-Acetylaminofluorene	ug/L	--	--	--	--	--
Acrolein	ug/L	--	--	--	--	--
Acrylonitrile	ug/L	--	--	--	--	--
Allyl chloride	ug/L	--	--	--	--	--
4-Aminobiphenyl	ug/L	--	--	--	--	--
Aniline	ug/L	--	--	--	--	--
Anthracene	ug/L	--	--	0.2 U	0.20 U	0.20 U
Aramite	ug/L	--	--	--	--	--
Atrazine	ug/L	--	--	1 U	1.0 U	1.0 U
Benzaldehyde	ug/L	--	--	1 U	1.0 U	1.0 U
Benzidine	ug/L	--	--	--	--	--
Benzo(a)anthracene	ug/L	--	--	0.2 U	0.20 U	0.20 U
Benzo(a)pyrene	ug/L	--	--	0.2 U	0.20 U	0.20 U
Benzo(b)fluoranthene	ug/L	--	--	0.2 U	0.20 U	0.20 U
Benzo(g,h,i)perylene	ug/L	--	--	0.2 U	0.20 U	0.20 U
Benzo(k)fluoranthene	ug/L	--	--	0.2 U	0.20 U	0.20 U
Benzoic acid	ug/L	--	--	--	--	--
Benzyl alcohol	ug/L	--	--	--	--	--
Biphenyl (1,1-Biphenyl)	ug/L	--	--	1 U	1.0 U	1.0 U
4-Bromophenyl phenyl ether	ug/L	--	--	2 U	2.0 U	2.0 U
Butyl benzylphthalate (BBP)	ug/L	--	--	1 U	1.0 U	1.0 U
Caprolactam	ug/L	--	--	5 U	5.0 U	5.0 U
Carbazole	ug/L	--	--	1 U	1.0 U	1.0 U
4-Chloro-3-methylphenol	ug/L	--	--	2 U	2.0 U	2.0 U
4-Chloroaniline	ug/L	--	--	2 U	2.0 U	2.0 U
Chlorobenzilate	ug/L	--	--	--	--	--
bis(2-Chloroethoxy)methane	ug/L	--	--	1 U	1.0 U	1.0 U
bis(2-Chloroethyl)ether	ug/L	--	--	1 U	1.0 U	1.0 U

APPENDIX G.3

GROUNDWATER QUALITY DATA
RFI REPORT
FORMER MANUAL TRANSMISSIONS OF MUNCIE FACILITY
MUNCIE, INDIANA

AOI		*AOI 35*	*AOI 35*	*AOI 35*	*AOI 35*	*AOI 35*
Sample Location		***MW-17***	***MW-17***	***MW-17***	***MW-17***	***MW-17***
Sample Identification		***GW-017330-042805-TP-026***	***GW-017330-101905-MM-017***	***GW-017330-050906-PK-004***	***GW-017324-111708-NH-024***	***GW-017324-111708-NH-025***
Sample Date		***4/28/2005***	***10/19/2005***	***5/9/2006***	***11/17/2008***	***11/17/2008***
Sample Depth		***-***	***-***	***-***	***-***	***-***
Sample Depth						
	Units					
2-Chloronaphthalene	ug/L	--	--	1 U	1.0 U	1.0 U
2-Chlorophenol	ug/L	--	--	1 U	1.0 U	1.0 U
4-Chlorophenyl phenyl ether	ug/L	--	--	2 U	2.0 U	2.0 U
Chloroprene	ug/L	--	--	--	--	--
Chrysene	ug/L	--	--	0.2 U	0.20 U	0.20 U
Cresol isomers	ug/L	--	--	--	--	--
Diallate	ug/L	--	--	--	--	--
Dibenz(a,h)anthracene	ug/L	--	--	0.2 U	0.20 U	0.20 U
Dibenzofuran	ug/L	--	--	1 U	1.0 U	1.0 U
Dibromochloromethane	ug/L	--	--	--	--	--
Dibromomethane	ug/L	--	--	--	--	--
trans-1,4-Dichloro-2-butene	ug/L	--	--	--	--	--
3,3'-Dichlorobenzidine	ug/L	--	--	5 U	5.0 U	5.0 U
2,4-Dichlorophenol	ug/L	--	--	2 U	2.0 U	2.0 U
2,6-Dichlorophenol	ug/L	--	--	--	--	--
Diethyl phthalate	ug/L	--	--	1 U	1.0 U	1.0 U
Dimethoate	ug/L	--	--	--	--	--
Dimethyl phthalate	ug/L	--	--	1 U	1.0 U	1.0 U
p-Dimethylaminoazobenzene A	ug/L	--	--	--	--	--
7,12-Dimethylbenz(a)anthracene	ug/L	--	--	--	--	--
3,3-Dimethylbenzidine	ug/L	--	--	--	--	--
a,a-Dimethylphenethylamine	ug/L	--	--	--	--	--
2,4-Dimethylphenol	ug/L	--	--	2 U	2.0 U	2.0 U
Di-n-butylphthalate (DBP)	ug/L	--	--	1 U	1.0 U	1.0 U
4,6-Dinitro-2-methylphenol	ug/L	--	--	5 U	5.0 U	5.0 U
Dinitrobenzene, NOS	ug/L	--	--	--	--	--
2,4-Dinitrophenol	ug/L	--	--	5 UJ	5.0 U	5.0 U
2,4-Dinitrotoluene	ug/L	--	--	5 U	5.0 U	5.0 U
2,6-Dinitrotoluene	ug/L	--	--	5 U	5.0 U	5.0 U
Di-n-octyl phthalate (DnOP)	ug/L	--	--	1 U	1.0 U	1.0 U
1,4-Dioxane	ug/L	--	--	--	--	--
Diphenylamine	ug/L	--	--	--	--	--
1,2-Diphenylhydrazine	ug/L	--	--	--	--	--
Disulfoton	ug/L	--	--	--	--	--

APPENDIX G.3

GROUNDWATER QUALITY DATA
RFI REPORT
FORMER MANUAL TRANSMISSIONS OF MUNCIE FACILITY
MUNCIE, INDIANA

AOI		*AOI 35*	*AOI 35*	*AOI 35*	*AOI 35*	*AOI 35*
Sample Location		*MW-17*	*MW-17*	*MW-17*	*MW-17*	*MW-17*
Sample Identification		*GW-017330-042805-TP-026*	*GW-017330-101905-MM-017*	*GW-017330-050906-PK-004*	*GW-017324-111708-NH-024*	*GW-017324-111708-NH-025*
Sample Date		*4/28/2005*	*10/19/2005*	*5/9/2006*	*11/17/2008*	*11/17/2008*
Sample Depth		*-*	*-*	*-*	*-*	*-*
Sample Depth						
	Units					
SVOCs (Continued)						
Ethyl methacrylate	ug/L	--	--	--	--	--
Ethyl methanesulfonate	ug/L	--	--	--	--	--
bis(2-Ethylhexyl)phthalate (DEHP)	ug/L	--	--	1.3 U	2.0 U	2.0 U
Famphur	ug/L	--	--	--	--	--
Fluoranthene	ug/L	--	--	0.2 U	0.20 U	0.20 U
Fluorene	ug/L	--	--	0.2 U	0.20 U	0.20 U
Hexachlorobenzene	ug/L	--	--	0.2 U	0.20 U	0.20 U
Hexachlorobutadiene	ug/L	--	--	1 U	1.0 U	1.0 U
Hexachlorocyclopentadiene	ug/L	--	--	10 U	10 U	10 U
Hexachloroethane	ug/L	--	--	1 U	1.0 U	1.0 U
Hexachlorophene A	ug/L	--	--	--	--	--
Hexachloropropene	ug/L	--	--	--	--	--
Indeno(1,2,3-cd)pyrene	ug/L	--	--	0.2 U	0.20 U	0.20 U
Iodomethane	ug/L	--	--	--	--	--
Isodrin	ug/L	--	--	--	--	--
Isophorone	ug/L	--	--	1 U	1.0 U	1.0 U
Isosafrole	ug/L	--	--	--	--	--
Kepone	ug/L	--	--	--	--	--
Methapyrilene	ug/L	--	--	--	--	--
Methyl acrylonitrile	ug/L	--	--	--	--	--
Methyl methacrylate	ug/L	--	--	--	--	--
Methyl methanesulfonate	ug/L	--	--	--	--	--
Methyl parathion	ug/L	--	--	--	--	--
3-Methylcholanthrene	ug/L	--	--	--	--	--
2-Methylnaphthalene	ug/L	--	--	0.2 U	0.20 U	0.20 U
2-Methylphenol	ug/L	--	--	1 U	1.0 U	1.0 U
3&4-Methylphenol	ug/L	--	--	--	--	--
4-Methylphenol	ug/L	--	--	1 U	1.0 U	1.0 U
Naphthalene	ug/L	--	--	0.2 U	0.20 U	0.20 U
1,4-Naphthoquinone	ug/L	--	--	--	--	--
1-Naphthylamine	ug/L	--	--	--	--	--
2-Naphthylamine	ug/L	--	--	--	--	--
2-Nitroaniline	ug/L	--	--	2 U	2.0 U	2.0 U
3-Nitroaniline	ug/L	--	--	2 U	2.0 U	2.0 U
4-Nitroaniline	ug/L	--	--	2 U	2.0 U	2.0 U
Nitrobenzene	ug/L	--	--	1 U	1.0 U	1.0 U
2-Nitrophenol	ug/L	--	--	2 U	2.0 U	2.0 U
4-Nitrophenol	ug/L	--	--	5 U	5.0 U	5.0 U
4-Nitroquinoline-N-oxide	ug/L	--	--	--	--	--
N-Nitrosodi-n-butylamine	ug/L	--	--	--	--	--
N-Nitrosodi-n-propylamine	ug/L	--	--	1 U	1.0 U	1.0 U
N-Nitrosodiphenylamine	ug/L	--	--	1 U	1.0 U	1.0 U
N-Nitrosodiethylamine	ug/L	--	--	--	--	--
N-Nitrosodimethylamine	ug/L	--	--	--	--	--
N-Nitrosomethylethylamine	ug/L	--	--	--	--	--

APPENDIX G.3

GROUNDWATER QUALITY DATA
RFI REPORT
FORMER MANUAL TRANSMISSIONS OF MUNCIE FACILITY
MUNCIE, INDIANA

AOI		*AOI 35*	*AOI 35*	*AOI 35*	*AOI 35*	*AOI 35*
Sample Location		*MW-17*	*MW-17*	*MW-17*	*MW-17*	*MW-17*
Sample Identification		*GW-017330-042805-TP-026*	*GW-017330-101905-MM-017*	*GW-017330-050906-PK-004*	*GW-017324-111708-NH-024*	*GW-017324-111708-NH-025*
Sample Date		*4/28/2005*	*10/19/2005*	*5/9/2006*	*11/17/2008*	*11/17/2008*
Sample Depth		*-*	*-*	*-*	*-*	*-*
Sample Depth						
	Units					
SVOCs (Continued)						
N-Nitrosomorpholine	ug/L	--	--	--	--	--
N-Nitrosopiperidine	ug/L	--	--	--	--	--
N-Nitrosopyrrolidine	ug/L	--	--	--	--	--
2,2'-Oxybis(1-chloropropane) (bis(2-Chloroisopropyl) ether)	ug/L	--	--	1 U	1.0 U	1.0 U
Pentachlorobenzene	ug/L	--	--	--	--	--
Pentachloroethane	ug/L	--	--	--	--	--
Pentachloronitrobenzene	ug/L	--	--	--	--	--
Pentachlorophenol	ug/L	--	--	5 U	5.0 U	5.0 U
Phenacetin	ug/L	--	--	--	--	--
Phenanthrene	ug/L	--	--	0.2 U	0.20 U	0.20 U
Phenol	ug/L	--	--	1 U	1.0 U	1.0 U
p-Phenylenediamine	ug/L	--	--	--	--	--
Phorate	ug/L	--	--	--	--	--
2-Picoline	ug/L	--	--	--	--	--
Pronamide	ug/L	--	--	--	--	--
Propionitrile (ethyl cyanide)	ug/L	--	--	--	--	--
Pyrene	ug/L	--	--	0.2 U	0.20 U	0.20 U
Pyridine	ug/L	--	--	--	--	--
Safrole	ug/L	--	--	--	--	--
1,2,4,5-Tetrachlorobenzene	ug/L	--	--	--	--	--
1,1,1,2-Tetrachloroethane	ug/L	--	--	--	--	--
2,3,4,6-Tetrachlorophenol	ug/L	--	--	--	--	--
Thionazin (O,O-diethyl-O-2-pyrazinyl phosphorothioate)	ug/L	--	--	--	--	--
o-Toluidine A	ug/L	--	--	--	--	--
5-Nitro-2-toluidine	ug/L	--	--	--	--	--
2,4,5-Trichlorophenol	ug/L	--	--	5 U	5.0 U	5.0 U
2,4,6-Trichlorophenol	ug/L	--	--	5 U	5.0 U	5.0 U
1,2,3-Trichloropropane	ug/L	--	--	--	--	--
0,0,0-Triethylphosphorothioate	ug/L	--	--	--	--	--
1,3,5-Trinitrobenzene	ug/L	--	--	--	--	--
PCBs						
Aroclor-1016 (PCB-1016)	ug/L	--	--	--	--	--
Aroclor-1221 (PCB-1221)	ug/L	--	--	--	--	--
Aroclor-1232 (PCB-1232)	ug/L	--	--	--	--	--
Aroclor-1242 (PCB-1242)	ug/L	--	--	--	--	--
Aroclor-1248 (PCB-1248)	ug/L	--	--	--	--	--
Aroclor-1254 (PCB-1254)	ug/L	--	--	--	--	--
Aroclor-1260 (PCB-1260)	ug/L	--	--	--	--	--
Total PCBs	ug/L	--	--	--	--	--
Total Petroleum Hydrocarbons (TPH)						
Total Petroleum Hydrocarbons - Purgeable (GRO)	ug/L	--	--	--	--	--

APPENDIX G.3

GROUNDWATER QUALITY DATA
RFI REPORT
FORMER MANUAL TRANSMISSIONS OF MUNCIE FACILITY
MUNCIE, INDIANA

AOI		*AOI 35*	*AOI 35*	*AOI 35*	*AOI 35*	*AOI 35*
Sample Location		*MW-17*	*MW-17*	*MW-17*	*MW-17*	*MW-17*
Sample Identification		*GW-017330-042805-TP-026*	*GW-017330-101905-MM-017*	*GW-017330-050906-PK-004*	*GW-017324-111708-NH-024*	*GW-017324-111708-NH-025*
Sample Date		*4/28/2005*	*10/19/2005*	*5/9/2006*	*11/17/2008*	*11/17/2008*
Sample Depth		*-*	*-*	*-*	*-*	*-*
Sample Depth						
	Units					
Metals						
Aluminum	ug/L	--	--	--	--	--
Antimony	ug/L	--	--	--	--	--
Arsenic	ug/L	--	--	10 U	10.0 U	10.0 U
Arsenic (dissolved)	ug/L	--	--	10 U	10.0 U	10.0 U
Barium	ug/L	--	--	84.2 J	200 U	200 U
Barium (dissolved)	ug/L	--	--	84.6 J	200 U	200 U
Beryllium	ug/L	--	--	--	--	--
Cadmium	ug/L	--	--	5 U	5.0 U	5.0 U
Cadmium (dissolved)	ug/L	--	--	5 U	5.0 U	5.0 U
Calcium	ug/L	--	--	--	--	--
Calcium (dissolved)	ug/L	--	--	--	--	--
Chromium	ug/L	--	--	10 U	10.0 U	10.0 U
Chromium (dissolved)	ug/L	--	--	10 U	10.0 U	10.0 U
Cobalt	ug/L	--	--	--	--	--
Copper	ug/L	--	--	--	--	--
Copper (dissolved)	ug/L	--	--	--	--	--
Iron	ug/L	--	--	--	--	--
Iron (dissolved)	ug/L	--	--	--	--	--
Lead	ug/L	--	--	3 U	3.0 U	3.0 U
Lead (dissolved)	ug/L	--	--	3 U	3.0 U	3.0 U
Magnesium	ug/L	--	--	--	--	--
Magnesium (dissolved)	ug/L	--	--	--	--	--
Manganese	ug/L	--	--	--	--	--
Manganese (dissolved)	ug/L	--	--	--	--	--
Mercury	ug/L	--	--	0.2 U	0.20 U	0.20 U
Mercury (dissolved)	ug/L	--	--	0.2 U	0.20 U	0.20 U
Nickel	ug/L	--	--	--	--	--
Nickel (dissolved)	ug/L	--	--	--	--	--
Potassium	ug/L	--	--	--	--	--
Selenium	ug/L	--	--	5 U	5.0 U	5.0 U
Selenium (dissolved)	ug/L	--	--	2.7 J	5.0 U	5.0 U
Silver	ug/L	--	--	10 U	10.0 U	10.0 U
Silver (dissolved)	ug/L	--	--	10 U	10.0 U	10.0 U
Sodium	ug/L	--	--	--	--	--
Thallium	ug/L	--	--	--	--	--
Vanadium	ug/L	--	--	--	--	--
Zinc	ug/L	--	--	--	--	--
Zinc (dissolved)	ug/L	--	--	--	--	--

APPENDIX G.3

GROUNDWATER QUALITY DATA
RFI REPORT
FORMER MANUAL TRANSMISSIONS OF MUNCIE FACILITY
MUNCIE, INDIANA

AOI		***AOI 35***	***AOI 35***	***AOI 35***	***AOI 35***	***AOI 35***
Sample Location		***MW-17***	***MW-17***	***MW-17***	***MW-17***	***MW-17***
Sample Identification		***GW-017330-042805-TP-026***	***GW-017330-101905-MM-017***	***GW-017330-050906-PK-004***	***GW-017324-111708-NH-024***	***GW-017324-111708-NH-025***
Sample Date		***4/28/2005***	***10/19/2005***	***5/9/2006***	***11/17/2008***	***11/17/2008***
Sample Depth		***-***	***-***	***-***	***-***	***-***
Sample Depth						
	Units					
Gas						
Ethane	ug/L	--	--	--	--	--
Ethene	ug/L	--	--	--	--	--
Methane	ug/L	--	--	--	--	--
General Chemistry						
Alkalinity, bicarbonate	ug/L	--	--	--	--	--
Alkalinity, carbonate	ug/L	--	--	--	--	--
Bicarbonate (as CaCO3)	ug/L	--	--	--	--	--
Chloride	ug/L	--	--	--	--	--
Dissolved organic carbon (DOC)	ug/L	--	--	--	--	--
Hardness	ug/L	--	--	--	--	--
Hardness, carbonate	ug/L	--	--	--	--	--
Nitrate (as N)	ug/L	--	--	--	--	--
Nitrite (as N)	ug/L	--	--	--	--	--
pH	s.u.	--	--	--	--	--
Sulfate	ug/L	--	--	--	--	--
Sulfide	ug/L	--	--	--	--	--
Total dissolved solids (TDS)	ug/L	--	--	--	--	--
Total organic carbon (TOC)	ug/L	--	--	--	--	--

Notes

ug/L - Micrograms per litre
"-" - No value
U - Not detected at the associated reporting limit
J - Estimated concentration
UJ - Not detected; associated reporting limit is estimated
R - Rejected
s.u. - Standard units
nc - No criteria
ND - Non Detect (calculation)
BOLD[abc] Concentration exceeds associated screening level
IDEM Appendix A: Screening Levels Remedation Closure Guide - March 25, 2014
a - Exceeds IDEM residential tap screening levels
b - Exceeds IDEM residential vapor exposure screening levels
c - Exceeds IDEM commercial/industrial vapor screening levels

APPENDIX G.3

GROUNDWATER QUALITY DATA
RFI REPORT
FORMER MANUAL TRANSMISSIONS OF MUNCIE FACILITY
MUNCIE, INDIANA

AOI		*AOI 35*	*AOI 35*	*AOI 35*	*AOI 35*	*AOI 35*	*AOI 35*	*AOI 35*	*AOI 35*	*AOI 35*
Sample Location		*MW-17*	*MW-17*	*MW-18*	*MW-18*	*MW-18*	*MW-18*	*MW-18*	*MW-18*	*MW-18*
Sample Identification		*GW-17324-120611-EM-006*	*GW-017324-043014-SM-002*	*MW-18*	*MW-18*	*MW-18*	*MW-18*	*MW-18*	*MW-18*	*MW-18(Dup)*
Sample Date		*12/6/2011*	*4/30/2014*	*7/9/1990*	*12/1/1991*	*6/1/1994*	*3/21/1996*	*1/14/1998*	*10/1/1998*	*10/1/1998*
Sample Depth		-	-	-	-	-	-	-	-	-
Sample Depth										
	Units									
Volatile Organic Compounds (VOCs)										
Acetone	ug/L	10 U	10 U	6	U	U	U	U	U	U
Benzene	ug/L	1.0 U	1.0 U	2 U	U	U	U	U	U	U
Bromodichloromethane	ug/L	1.0 U	1.0 U	2 U	--	U	U	U	U	U
Bromoform	ug/L	1.0 U	1.0 U	2 U	--	--	--	--	--	--
Bromomethane (Methyl bromide)	ug/L	1.0 U	1.0 U	2 U	--	--	--	--	--	--
2-Butanone (Methyl ethyl ketone) (MEK)	ug/L	10 U	10 U	10 U	--	U	U	U	U	U
Carbon disulfide	ug/L	1.0 U	1.0 U	2 U	--	--	--	--	--	--
Carbon tetrachloride	ug/L	1.0 U	1.0 U	2 U	--	--	--	--	--	--
Chlorobenzene	ug/L	1.0 U	1.0 U	2 U	U	U	U	U	U	U
Chloroethane	ug/L	1.0 U	1.0 U	2 U	U	U	U	U	U	U
2-Chloroethyl vinyl ether	ug/L	--	--	--	U	U	U	U	U	U
Chloroform (Trichloromethane)	ug/L	1.0 U	1.0 U	2 U	U	U	U	U	U	U
Chloromethane (Methyl chloride)	ug/L	1.0 U	1.0 U	2 U	U	U	0.3	U	U	U
Cyclohexane	ug/L	1.0 U	1.0 U	--	--	--	--	--	--	--
1,2-Dibromo-3-chloropropane (DBCP)	ug/L	2.0 U	2.0 U	--	--	--	--	--	--	--
Dibromochloromethane	ug/L	1.0 U	1.0 U	--	--	--	--	--	--	--
1,2-Dibromoethane (Ethylene dibromide)	ug/L	1.0 U	1.0 U	--	--	--	--	--	--	--
1,2-Dichlorobenzene	ug/L	1.0 U	1.0 U	2 U	--	--	--	--	--	--
1,3-Dichlorobenzene	ug/L	1.0 U	1.0 U	2 U	--	--	--	--	--	--
1,4-Dichlorobenzene	ug/L	1.0 U	1.0 U	2 U	--	--	--	--	--	--
Dichlorodifluoromethane (CFC-12)	ug/L	1.0 U	1.0 U	--	--	--	--	--	--	--
1,1-Dichloroethane	ug/L	1.0 U	1.0 U	2 U	U	U	U	U	U	U
1,2-Dichloroethane	ug/L	1.0 U	1.0 U	2 U	U	U	U	U	U	U
1,2-Dichloroethene (total)	ug/L	--	--	2 U	U	U	U	U	U	U
1,1-Dichloroethene	ug/L	1.0 U	1.0 U	2 U	U	U	U	U	U	U
cis-1,2-Dichloroethene	ug/L	1.0 U	1.0 U	--	--	U	U	U	U	U
trans-1,2-Dichloroethene	ug/L	1.0 U	1.0 U	--	U	U	U	U	U	U
1,2-Dichloropropane	ug/L	1.0 U	1.0 U	2 U	--	--	--	--	--	--
cis-1,3-Dichloropropene	ug/L	1.0 U	1.0 U	2 U	--	--	--	--	--	--
trans-1,3-Dichloropropene	ug/L	1.0 U	1.0 U	2 U	--	--	--	--	--	--
Ethylbenzene	ug/L	1.0 U	1.0 U	2 U	U	U	U	U	U	U
2-Hexanone	ug/L	10 U	10 U	2 U	--	U	U	U	U	U
Isopropyl benzene	ug/L	1.0 U	1.0 U	--	--	--	--	--	--	--
Methyl acetate	ug/L	10 U	10 U	--	--	--	--	--	--	--
Methyl cyclohexane	ug/L	1.0 U	1.0 U	--	--	--	--	--	--	--
Methyl tert butyl ether (MTBE)	ug/L	5.0 U	1.0 U	--	--	--	--	--	--	--
4-Methyl-2-pentanone (Methyl isobutyl ketone) (MIBK)	ug/L	10 U	10 U	2 U	--	--	--	--	--	--
Methylene chloride	ug/L	1.0 U	1.0 U	2 U	**6[a]**	U	0.9	U	**9.7 J[a]**	U
Styrene	ug/L	1.0 U	1.0 U	2 U	--	--	--	--	--	--
VOCs (Continued)										

APPENDIX G.3

GROUNDWATER QUALITY DATA
RFI REPORT
FORMER MANUAL TRANSMISSIONS OF MUNCIE FACILITY
MUNCIE, INDIANA

AOI		*AOI 35*	*AOI 35*	*AOI 35*	*AOI 35*	*AOI 35*	*AOI 35*	*AOI 35*	*AOI 35*	*AOI 35*
Sample Location		*MW-17*	*MW-17*	*MW-18*	*MW-18*	*MW-18*	*MW-18*	*MW-18*	*MW-18*	*MW-18*
Sample Identification		*GW-17324-120611-EM-006*	*GW-017324-043014-SM-002*	*MW-18*	*MW-18*	*MW-18*	*MW-18*	*MW-18*	*MW-18*	*MW-18(Dup)*
Sample Date		*12/6/2011*	*4/30/2014*	*7/9/1990*	*12/1/1991*	*6/1/1994*	*3/21/1996*	*1/14/1998*	*10/1/1998*	*10/1/1998*
Sample Depth		-	-	-	-	-	-	-	-	-
Sample Depth										
	Units									
1,1,2,2-Tetrachloroethane	ug/L	1.0 U	1.0 U	2 U	--	--	--	--	--	--
Tetrachloroethene	ug/L	1.0 U	1.0 U	2 U	U	U	U	U	U	U
Toluene	ug/L	1.0 U	1.0 U	2 U	U	U	U	U	U	U
1,2,4-Trichlorobenzene	ug/L	1.0 U	1.0 U	--	--	--	--	--	--	--
1,1,1-Trichloroethane	ug/L	1.0 U	1.0 U	2 U	U	U	U	U	U	U
1,1,2-Trichloroethane	ug/L	1.0 U	1.0 U	2 U	--	--	--	--	--	--
Trichloroethene	ug/L	1.0 U	1.0 U	2 U	U	U	U	U	U	U
Trichlorofluoromethane (CFC-11)	ug/L	1.0 U	1.0 U	2 U	--	--	--	--	--	--
Trifluorotrichloroethane (Freon 113)	ug/L	1.0 U	1.0 U	--	--	--	--	--	--	--
Vinyl acetate	ug/L	--	--	2 U	--	--	--	--	--	--
Vinyl chloride	ug/L	1.0 U	1.0 U	2 U	U	U	U	U	U	U
Xylenes (total)	ug/L	2.0 U	2.0 U	2 U	U	U	U	U	U	U
Semi-Volatile Organic Compounds (SVOCs)										
Acenaphthene	ug/L	--	--	--	--	--	--	--	--	--
Acenaphthylene	ug/L	--	--	--	--	--	--	--	--	--
Acetonitrile	ug/L	--	--	--	--	--	--	--	--	--
Acetophenone	ug/L	--	--	--	--	--	--	--	--	--
2-Acetylaminofluorene	ug/L	--	--	--	--	--	--	--	--	--
Acrolein	ug/L	--	--	--	--	--	--	--	--	--
Acrylonitrile	ug/L	--	--	--	--	--	--	--	--	--
Allyl chloride	ug/L	--	--	--	--	--	--	--	--	--
4-Aminobiphenyl	ug/L	--	--	--	--	--	--	--	--	--
Aniline	ug/L	--	--	--	--	--	--	--	--	--
Anthracene	ug/L	--	--	--	--	--	--	--	--	--
Aramite	ug/L	--	--	--	--	--	--	--	--	--
Atrazine	ug/L	--	--	--	--	--	--	--	--	--
Benzaldehyde	ug/L	--	--	--	--	--	--	--	--	--
Benzidine	ug/L	--	--	--	--	--	--	--	--	--
Benzo(a)anthracene	ug/L	--	--	--	--	--	--	--	--	--
Benzo(a)pyrene	ug/L	--	--	--	--	--	--	--	--	--
Benzo(b)fluoranthene	ug/L	--	--	--	--	--	--	--	--	--
Benzo(g,h,i)perylene	ug/L	--	--	--	--	--	--	--	--	--
Benzo(k)fluoranthene	ug/L	--	--	--	--	--	--	--	--	--
Benzoic acid	ug/L	--	--	--	--	--	--	--	--	--
Benzyl alcohol	ug/L	--	--	--	--	--	--	--	--	--
Biphenyl (1,1-Biphenyl)	ug/L	--	--	--	--	--	--	--	--	--
4-Bromophenyl phenyl ether	ug/L	--	--	--	--	--	--	--	--	--
Butyl benzylphthalate (BBP)	ug/L	--	--	--	--	--	--	--	--	--
Caprolactam	ug/L	--	--	--	--	--	--	--	--	--
Carbazole	ug/L	--	--	--	--	--	--	--	--	--
4-Chloro-3-methylphenol	ug/L	--	--	--	--	--	--	--	--	--
4-Chloroaniline	ug/L	--	--	--	--	--	--	--	--	--
Chlorobenzilate	ug/L	--	--	--	--	--	--	--	--	--
bis(2-Chloroethoxy)methane	ug/L	--	--	--	--	--	--	--	--	--
bis(2-Chloroethyl)ether	ug/L	--	--	--	--	--	--	--	--	--

APPENDIX G.3

GROUNDWATER QUALITY DATA
RFI REPORT
FORMER MANUAL TRANSMISSIONS OF MUNCIE FACILITY
MUNCIE, INDIANA

AOI		*AOI 35*	*AOI 35*	*AOI 35*	*AOI 35*	*AOI 35*	*AOI 35*	*AOI 35*	*AOI 35*	*AOI 35*
Sample Location		*MW-17*	*MW-17*	*MW-18*	*MW-18*	*MW-18*	*MW-18*	*MW-18*	*MW-18*	*MW-18*
Sample Identification		*GW-17324-120611-EM-006*	*GW-017324-043014-SM-002*	*MW-18*	*MW-18*	*MW-18*	*MW-18*	*MW-18*	*MW-18*	*MW-18(Dup)*
Sample Date		*12/6/2011*	*4/30/2014*	*7/9/1990*	*12/1/1991*	*6/1/1994*	*3/21/1996*	*1/14/1998*	*10/1/1998*	*10/1/1998*
Sample Depth		-	-	-	-	-	-	-	-	-
Sample Depth										
	Units									
2-Chloronaphthalene	ug/L	--	--	--	--	--	--	--	--	--
2-Chlorophenol	ug/L	--	--	--	--	--	--	--	--	--
4-Chlorophenyl phenyl ether	ug/L	--	--	--	--	--	--	--	--	--
Chloroprene	ug/L	--	--	--	--	--	--	--	--	--
Chrysene	ug/L	--	--	--	--	--	--	--	--	--
Cresol isomers	ug/L	--	--	--	--	--	--	--	--	--
Diallate	ug/L	--	--	--	--	--	--	--	--	--
Dibenz(a,h)anthracene	ug/L	--	--	--	--	--	--	--	--	--
Dibenzofuran	ug/L	--	--	--	--	--	--	--	--	--
Dibromochloromethane	ug/L	--	--	2 U	U	U	U	U	U	U
Dibromomethane	ug/L	--	--	--	--	--	--	--	--	--
trans-1,4-Dichloro-2-butene	ug/L	--	--	--	--	--	--	--	--	--
3,3'-Dichlorobenzidine	ug/L	--	--	--	--	--	--	--	--	--
2,4-Dichlorophenol	ug/L	--	--	--	--	--	--	--	--	--
2,6-Dichlorophenol	ug/L	--	--	--	--	--	--	--	--	--
Diethyl phthalate	ug/L	--	--	--	--	--	--	--	--	--
Dimethoate	ug/L	--	--	--	--	--	--	--	--	--
Dimethyl phthalate	ug/L	--	--	--	--	--	--	--	--	--
p-Dimethylaminoazobenzene A	ug/L	--	--	--	--	--	--	--	--	--
7,12-Dimethylbenz(a)anthracene	ug/L	--	--	--	--	--	--	--	--	--
3,3-Dimethylbenzidine	ug/L	--	--	--	--	--	--	--	--	--
a,a-Dimethylphenethylamine	ug/L	--	--	--	--	--	--	--	--	--
2,4-Dimethylphenol	ug/L	--	--	--	--	--	--	--	--	--
Di-n-butylphthalate (DBP)	ug/L	--	--	--	--	--	--	--	--	--
4,6-Dinitro-2-methylphenol	ug/L	--	--	--	--	--	--	--	--	--
Dinitrobenzene, NOS	ug/L	--	--	--	--	--	--	--	--	--
2,4-Dinitrophenol	ug/L	--	--	--	--	--	--	--	--	--
2,4-Dinitrotoluene	ug/L	--	--	--	--	--	--	--	--	--
2,6-Dinitrotoluene	ug/L	--	--	--	--	--	--	--	--	--
Di-n-octyl phthalate (DnOP)	ug/L	--	--	--	--	--	--	--	--	--
1,4-Dioxane	ug/L	--	--	--	--	--	--	--	--	--
Diphenylamine	ug/L	--	--	--	--	--	--	--	--	--
1,2-Diphenylhydrazine	ug/L	--	--	--	--	--	--	--	--	--
Disulfoton	ug/L	--	--	--	--	--	--	--	--	--

APPENDIX G.3

GROUNDWATER QUALITY DATA
RFI REPORT
FORMER MANUAL TRANSMISSIONS OF MUNCIE FACILITY
MUNCIE, INDIANA

AOI		*AOI 35*	*AOI 35*	*AOI 35*	*AOI 35*	*AOI 35*	*AOI 35*	*AOI 35*	*AOI 35*	*AOI 35*
Sample Location		*MW-17*	*MW-17*	*MW-18*	*MW-18*	*MW-18*	*MW-18*	*MW-18*	*MW-18*	*MW-18*
Sample Identification		*GW-17324-120611-EM-006*	*GW-017324-043014-SM-002*	*MW-18*	*MW-18*	*MW-18*	*MW-18*	*MW-18*	*MW-18*	*MW-18(Dup)*
Sample Date		*12/6/2011*	*4/30/2014*	*7/9/1990*	*12/1/1991*	*6/1/1994*	*3/21/1996*	*1/14/1998*	*10/1/1998*	*10/1/1998*
Sample Depth		*-*	*-*	*-*	*-*	*-*	*-*	*-*	*-*	*-*
Sample Depth										
	Units									
SVOCs (Continued)										
Ethyl methacrylate	ug/L	--	--	--	--	--	--	--	--	--
Ethyl methanesulfonate	ug/L	--	--	--	--	--	--	--	--	--
bis(2-Ethylhexyl)phthalate (DEHP)	ug/L	--	--	--	--	--	--	--	--	--
Famphur	ug/L	--	--	--	--	--	--	--	--	--
Fluoranthene	ug/L	--	--	--	--	--	--	--	--	--
Fluorene	ug/L	--	--	--	--	--	--	--	--	--
Hexachlorobenzene	ug/L	--	--	--	--	--	--	--	--	--
Hexachlorobutadiene	ug/L	--	--	--	--	--	--	--	--	--
Hexachlorocyclopentadiene	ug/L	--	--	--	--	--	--	--	--	--
Hexachloroethane	ug/L	--	--	--	--	--	--	--	--	--
Hexachlorophene A	ug/L	--	--	--	--	--	--	--	--	--
Hexachloropropene	ug/L	--	--	--	--	--	--	--	--	--
Indeno(1,2,3-cd)pyrene	ug/L	--	--	--	--	--	--	--	--	--
Iodomethane	ug/L	--	--	--	--	--	--	--	--	--
Isodrin	ug/L	--	--	--	--	--	--	--	--	--
Isophorone	ug/L	--	--	--	--	--	--	--	--	--
Isosafrole	ug/L	--	--	--	--	--	--	--	--	--
Kepone	ug/L	--	--	--	--	--	--	--	--	--
Methapyrilene	ug/L	--	--	--	--	--	--	--	--	--
Methyl acrylonitrile	ug/L	--	--	--	--	--	--	--	--	--
Methyl methacrylate	ug/L	--	--	--	--	--	--	--	--	--
Methyl methanesulfonate	ug/L	--	--	--	--	--	--	--	--	--
Methyl parathion	ug/L	--	--	--	--	--	--	--	--	--
3-Methylcholanthrene	ug/L	--	--	--	--	--	--	--	--	--
2-Methylnaphthalene	ug/L	--	--	--	--	--	--	--	--	--
2-Methylphenol	ug/L	--	--	--	--	--	--	--	--	--
3&4-Methylphenol	ug/L	--	--	--	--	--	--	--	--	--
4-Methylphenol	ug/L	--	--	--	--	--	--	--	--	--
Naphthalene	ug/L	--	--	--	--	--	--	--	--	--
1,4-Naphthoquinone	ug/L	--	--	--	--	--	--	--	--	--
1-Naphthylamine	ug/L	--	--	--	--	--	--	--	--	--
2-Naphthylamine	ug/L	--	--	--	--	--	--	--	--	--
2-Nitroaniline	ug/L	--	--	--	--	--	--	--	--	--
3-Nitroaniline	ug/L	--	--	--	--	--	--	--	--	--
4-Nitroaniline	ug/L	--	--	--	--	--	--	--	--	--
Nitrobenzene	ug/L	--	--	--	--	--	--	--	--	--
2-Nitrophenol	ug/L	--	--	--	--	--	--	--	--	--
4-Nitrophenol	ug/L	--	--	--	--	--	--	--	--	--
4-Nitroquinoline-N-oxide	ug/L	--	--	--	--	--	--	--	--	--
N-Nitrosodi-n-butylamine	ug/L	--	--	--	--	--	--	--	--	--
N-Nitrosodi-n-propylamine	ug/L	--	--	--	--	--	--	--	--	--
N-Nitrosodiphenylamine	ug/L	--	--	--	--	--	--	--	--	--
N-Nitrosodiethylamine	ug/L	--	--	--	--	--	--	--	--	--
N-Nitrosodimethylamine	ug/L	--	--	--	--	--	--	--	--	--
N-Nitrosomethylethylamine	ug/L	--	--	--	--	--	--	--	--	--

APPENDIX G.3

GROUNDWATER QUALITY DATA
RFI REPORT
FORMER MANUAL TRANSMISSIONS OF MUNCIE FACILITY
MUNCIE, INDIANA

AOI		*AOI 35*	*AOI 35*	*AOI 35*	*AOI 35*	*AOI 35*	*AOI 35*	*AOI 35*	*AOI 35*	*AOI 35*
Sample Location		*MW-17*	*MW-17*	*MW-18*	*MW-18*	*MW-18*	*MW-18*	*MW-18*	*MW-18*	*MW-18*
Sample Identification		*GW-17324-120611-EM-006*	*GW-017324-043014-SM-002*	*MW-18*	*MW-18*	*MW-18*	*MW-18*	*MW-18*	*MW-18*	*MW-18(Dup)*
Sample Date		*12/6/2011*	*4/30/2014*	*7/9/1990*	*12/1/1991*	*6/1/1994*	*3/21/1996*	*1/14/1998*	*10/1/1998*	*10/1/1998*
Sample Depth		*-*	*-*	*-*	*-*	*-*	*-*	*-*	*-*	*-*
Sample Depth										
	Units									
SVOCs (Continued)										
N-Nitrosomorpholine	ug/L	--	--	--	--	--	--	--	--	--
N-Nitrosopiperidine	ug/L	--	--	--	--	--	--	--	--	--
N-Nitrosopyrrolidine	ug/L	--	--	--	--	--	--	--	--	--
2,2'-Oxybis(1-chloropropane) (bis(2-Chloroisopropyl) ether)	ug/L	--	--	--	--	--	--	--	--	--
Pentachlorobenzene	ug/L	--	--	--	--	--	--	--	--	--
Pentachloroethane	ug/L	--	--	--	--	--	--	--	--	--
Pentachloronitrobenzene	ug/L	--	--	--	--	--	--	--	--	--
Pentachlorophenol	ug/L	--	--	--	--	--	--	--	--	--
Phenacetin	ug/L	--	--	--	--	--	--	--	--	--
Phenanthrene	ug/L	--	--	--	--	--	--	--	--	--
Phenol	ug/L	--	--	--	--	--	--	--	--	--
p-Phenylenediamine	ug/L	--	--	--	--	--	--	--	--	--
Phorate	ug/L	--	--	--	--	--	--	--	--	--
2-Picoline	ug/L	--	--	--	--	--	--	--	--	--
Pronamide	ug/L	--	--	--	--	--	--	--	--	--
Propionitrile (ethyl cyanide)	ug/L	--	--	--	--	--	--	--	--	--
Pyrene	ug/L	--	--	--	--	--	--	--	--	--
Pyridine	ug/L	--	--	--	--	--	--	--	--	--
Safrole	ug/L	--	--	--	--	--	--	--	--	--
1,2,4,5-Tetrachlorobenzene	ug/L	--	--	--	--	--	--	--	--	--
1,1,1,2-Tetrachloroethane	ug/L	--	--	--	--	--	--	--	--	--
2,3,4,6-Tetrachlorophenol	ug/L	--	--	--	--	--	--	--	--	--
Thionazin (O,O-diethyl-O-2-pyrazinyl phosphorothioate)	ug/L	--	--	--	--	--	--	--	--	--
o-Toluidine A	ug/L	--	--	--	--	--	--	--	--	--
5-Nitro-2-toluidine	ug/L	--	--	--	--	--	--	--	--	--
2,4,5-Trichlorophenol	ug/L	--	--	--	--	--	--	--	--	--
2,4,6-Trichlorophenol	ug/L	--	--	--	--	--	--	--	--	--
1,2,3-Trichloropropane	ug/L	--	--	--	--	--	--	--	--	--
0,0,0-Triethylphosphorothioate	ug/L	--	--	--	--	--	--	--	--	--
1,3,5-Trinitrobenzene	ug/L	--	--	--	--	--	--	--	--	--
PCBs										
Aroclor-1016 (PCB-1016)	ug/L	--	--	--	--	--	--	--	--	--
Aroclor-1221 (PCB-1221)	ug/L	--	--	--	--	--	--	--	--	--
Aroclor-1232 (PCB-1232)	ug/L	--	--	--	--	--	--	--	--	--
Aroclor-1242 (PCB-1242)	ug/L	--	--	--	--	--	--	--	--	--
Aroclor-1248 (PCB-1248)	ug/L	--	--	--	--	--	--	--	--	--
Aroclor-1254 (PCB-1254)	ug/L	--	--	--	--	--	--	--	--	--
Aroclor-1260 (PCB-1260)	ug/L	--	--	--	--	--	--	--	--	--
Total PCBs	ug/L	--	--	--	--	--	--	--	--	--
Total Petroleum Hydrocarbons (TPH)										
Total Petroleum Hydrocarbons - Purgeable (GRO)	ug/L	--	--	--	--	--	--	--	--	--

APPENDIX G.3

GROUNDWATER QUALITY DATA
RFI REPORT
FORMER MANUAL TRANSMISSIONS OF MUNCIE FACILITY
MUNCIE, INDIANA

AOI		*AOI 35*	*AOI 35*	*AOI 35*	*AOI 35*	*AOI 35*	*AOI 35*	*AOI 35*	*AOI 35*	*AOI 35*
Sample Location		*MW-17*	*MW-17*	*MW-18*	*MW-18*	*MW-18*	*MW-18*	*MW-18*	*MW-18*	*MW-18*
Sample Identification		*GW-17324-120611-EM-006*	*GW-017324-043014-SM-002*	*MW-18*	*MW-18*	*MW-18*	*MW-18*	*MW-18*	*MW-18*	*MW-18(Dup)*
Sample Date		*12/6/2011*	*4/30/2014*	*7/9/1990*	*12/1/1991*	*6/1/1994*	*3/21/1996*	*1/14/1998*	*10/1/1998*	*10/1/1998*
Sample Depth		*-*	*-*	*-*	*-*	*-*	*-*	*-*	*-*	*-*
Sample Depth										
	Units									
Metals										
Aluminum	ug/L	--	--	--	--	--	--	--	--	--
Antimony	ug/L	--	--	--	--	--	--	--	--	--
Arsenic	ug/L	--	--	--	--	--	--	--	--	--
Arsenic (dissolved)	ug/L	--	--	--	--	--	--	--	--	--
Barium	ug/L	--	--	--	--	--	--	--	--	--
Barium (dissolved)	ug/L	--	--	--	--	--	--	--	--	--
Beryllium	ug/L	--	--	--	--	--	--	--	--	--
Cadmium	ug/L	--	--	--	--	--	--	--	--	--
Cadmium (dissolved)	ug/L	--	--	--	--	--	--	--	--	--
Calcium	ug/L	--	--	--	--	--	--	--	--	--
Calcium (dissolved)	ug/L	--	--	--	--	--	--	--	--	--
Chromium	ug/L	--	--	--	--	--	--	--	--	--
Chromium (dissolved)	ug/L	--	--	--	--	--	--	--	--	--
Cobalt	ug/L	--	--	--	--	--	--	--	--	--
Copper	ug/L	--	--	--	--	--	--	--	--	--
Copper (dissolved)	ug/L	--	--	--	--	--	--	--	--	--
Iron	ug/L	--	--	--	--	--	--	--	--	--
Iron (dissolved)	ug/L	--	--	--	--	--	--	--	--	--
Lead	ug/L	--	--	--	--	--	--	--	--	--
Lead (dissolved)	ug/L	--	--	--	--	--	--	--	--	--
Magnesium	ug/L	--	--	--	--	--	--	--	--	--
Magnesium (dissolved)	ug/L	--	--	--	--	--	--	--	--	--
Manganese	ug/L	--	--	--	--	--	--	--	--	--
Manganese (dissolved)	ug/L	--	--	--	--	--	--	--	--	--
Mercury	ug/L	--	--	--	--	--	--	--	--	--
Mercury (dissolved)	ug/L	--	--	--	--	--	--	--	--	--
Nickel	ug/L	--	--	--	--	--	--	--	--	--
Nickel (dissolved)	ug/L	--	--	--	--	--	--	--	--	--
Potassium	ug/L	--	--	--	--	--	--	--	--	--
Selenium	ug/L	--	--	--	--	--	--	--	--	--
Selenium (dissolved)	ug/L	--	--	--	--	--	--	--	--	--
Silver	ug/L	--	--	--	--	--	--	--	--	--
Silver (dissolved)	ug/L	--	--	--	--	--	--	--	--	--
Sodium	ug/L	--	--	--	--	--	--	--	--	--
Thallium	ug/L	--	--	--	--	--	--	--	--	--
Vanadium	ug/L	--	--	--	--	--	--	--	--	--
Zinc	ug/L	--	--	--	--	--	--	--	--	--
Zinc (dissolved)	ug/L	--	--	--	--	--	--	--	--	--

APPENDIX G.3

GROUNDWATER QUALITY DATA
RFI REPORT
FORMER MANUAL TRANSMISSIONS OF MUNCIE FACILITY
MUNCIE, INDIANA

AOI		*AOI 35*	*AOI 35*	*AOI 35*	*AOI 35*	*AOI 35*	*AOI 35*	*AOI 35*	*AOI 35*	*AOI 35*
Sample Location		***MW-17***	***MW-17***	***MW-18***	***MW-18***	***MW-18***	***MW-18***	***MW-18***	***MW-18***	***MW-18***
Sample Identification		***GW-17324-120611-EM-006***	***GW-017324-043014-SM-002***	***MW-18***	***MW-18***	***MW-18***	***MW-18***	***MW-18***	***MW-18***	***MW-18(Dup)***
Sample Date		***12/6/2011***	***4/30/2014***	***7/9/1990***	***12/1/1991***	***6/1/1994***	***3/21/1996***	***1/14/1998***	***10/1/1998***	***10/1/1998***
Sample Depth		***-***	***-***	***-***	***-***	***-***	***-***	***-***	***-***	***-***
Sample Depth										
	Units									
Gas										
Ethane	ug/L	--	--	--	--	--	--	--	--	--
Ethene	ug/L	--	--	--	--	--	--	--	--	--
Methane	ug/L	--	--	--	--	--	--	--	--	--
General Chemistry										
Alkalinity, bicarbonate	ug/L	--	--	--	--	--	--	--	--	--
Alkalinity, carbonate	ug/L	--	--	--	--	--	--	--	--	--
Bicarbonate (as CaCO3)	ug/L	--	--	--	--	--	--	--	--	--
Chloride	ug/L	--	--	--	--	--	--	--	--	--
Dissolved organic carbon (DOC)	ug/L	--	--	--	--	--	--	--	--	--
Hardness	ug/L	--	--	--	--	--	--	--	--	--
Hardness, carbonate	ug/L	--	--	--	--	--	--	--	--	--
Nitrate (as N)	ug/L	--	--	--	--	--	--	--	--	--
Nitrite (as N)	ug/L	--	--	--	--	--	--	--	--	--
pH	s.u.	--	--	--	--	--	--	--	--	--
Sulfate	ug/L	--	--	--	--	--	--	--	--	--
Sulfide	ug/L	--	--	--	--	--	--	--	--	--
Total dissolved solids (TDS)	ug/L	--	--	--	--	--	--	--	--	--
Total organic carbon (TOC)	ug/L	--	--	--	--	--	--	--	--	--

Notes

ug/L - Micrograms per litre
"-" - No value
U - Not detected at the associated reporting limit
J - Estimated concentration
UJ - Not detected; associated reporting limit is estimated
R - Rejected
s.u. - Standard units
nc - No criteria
ND - Non Detect (calculation)
BOLD[abc] Concentration exceeds associated screening level
IDEM Appendix A: Screening Levels Remedation Closure Guide - March 25, 2014
a - Exceeds IDEM residential tap screening levels
b - Exceeds IDEM residential vapor exposure screening levels
c - Exceeds IDEM commercial/industrial vapor screening levels

APPENDIX G.3

GROUNDWATER QUALITY DATA
RFI REPORT
FORMER MANUAL TRANSMISSIONS OF MUNCIE FACILITY
MUNCIE, INDIANA

AOI		*AOI 35*	*AOI 35*	*AOI 35*	*AOI 35*	*AOI 35*	*AOI 35*	*AOI 35*
Sample Location		*MW-18*	*MW-18*	*MW-18*	*MW-18*	*MW-18*	*MW-18*	*MW-18*
Sample Identification		*MW-18*	*MW-18*	*MW-18*	*GW-17330-101002-EH-014*	*GW-072304-MR-032*	*GW-017330-042805-TP-023*	*GW-017330-101905-TP-014*
Sample Date		*4/1/1999*	*10/1/2000*	*3/27/2001*	*10/10/2002*	*7/23/2004*	*4/28/2005*	*10/19/2005*
Sample Depth		*-*	*-*	*-*	*-*	*-*	*-*	*-*
Sample Depth								
	Units							
Volatile Organic Compounds (VOCs)								
Acetone	ug/L	--	U	U	25 UJ	10 U	10 UJ	10 UJ
Benzene	ug/L	--	U	U	1.0 U	1.0 U	1.0 U	1.0 U
Bromodichloromethane	ug/L	--	U	U	1.0 U	1.0 U	1.0 U	1.0 U
Bromoform	ug/L	--	--	--	1.0 U	1.0 U	1.0 U	1.0 UJ
Bromomethane (Methyl bromide)	ug/L	--	--	--	1.0 U	1.0 U	1.0 U	1.0 UJ
2-Butanone (Methyl ethyl ketone) (MEK)	ug/L	--	U	U	25 U	10 U	10 U	10 U
Carbon disulfide	ug/L	--	--	--	5.0 U	1.0 U	1.0 U	1.0 U
Carbon tetrachloride	ug/L	--	--	--	1.0 U	1.0 U	1.0 U	1.0 U
Chlorobenzene	ug/L	--	U	U	1.0 U	1.0 U	1.0 U	1.0 U
Chloroethane	ug/L	--	U	U	1.0 U	1.0 U	1.0 U	1.0 U
2-Chloroethyl vinyl ether	ug/L	--	U	U	--	--	--	--
Chloroform (Trichloromethane)	ug/L	--	U	U	1.0 U	1.0 U	1.0 U	1.0 U
Chloromethane (Methyl chloride)	ug/L	--	U	U	1.0 U	1.0 U	1.0 U	1.0 U
Cyclohexane	ug/L	--	--	--	1.0 U	1.0 U	1.0 U	0.24 J
1,2-Dibromo-3-chloropropane (DBCP)	ug/L	--	--	--	1.0 U	2.0 U	2.0 U	2.0 UJ
Dibromochloromethane	ug/L	--	--	--	1.0 U	1.0 U	1.0 U	1.0 UJ
1,2-Dibromoethane (Ethylene dibromide)	ug/L	--	--	--	1.0 U	1.0 U	1.0 U	1.0 UJ
1,2-Dichlorobenzene	ug/L	--	--	--	1.0 U	1.0 U	1.0 U	1.0 U
1,3-Dichlorobenzene	ug/L	--	--	--	1.0 U	1.0 U	1.0 U	1.0 U
1,4-Dichlorobenzene	ug/L	--	--	--	1.0 U	1.0 U	1.0 U	1.0 U
Dichlorodifluoromethane (CFC-12)	ug/L	--	--	--	1.0 U	1.0 U	1.0 U	1.0 U
1,1-Dichloroethane	ug/L	--	U	U	1.0 U	1.0 U	1.0 U	0.36 J
1,2-Dichloroethane	ug/L	--	U	U	1.0 U	1.0 U	1.0 U	1.0 U
1,2-Dichloroethene (total)	ug/L	--	U	U	--	--	--	--
1,1-Dichloroethene	ug/L	--	U	U	1.0 U	1.0 U	1.0 U	1.0 U
cis-1,2-Dichloroethene	ug/L	--	U	U	1.0 U	0.62 J	1.2 U	2.9
trans-1,2-Dichloroethene	ug/L	--	U	--	1.0 U	1.0 U	1.0 U	1.1
1,2-Dichloropropane	ug/L	--	--	--	1.0 U	1.0 U	1.0 U	1.0 U
cis-1,3-Dichloropropene	ug/L	--	--	--	1.0 U	1.0 U	1.0 U	1.0 UJ
trans-1,3-Dichloropropene	ug/L	--	--	--	1.0 U	1.0 U	1.0 U	1.0 UJ
Ethylbenzene	ug/L	--	U	U	1.0 U	1.0 U	1.0 U	1.0 U
2-Hexanone	ug/L	--	U	--	50 UJ	10 U	10 U	10 U
Isopropyl benzene	ug/L	--	--	--	5.0 U	1.0 U	1.0 U	1.0 U
Methyl acetate	ug/L	--	--	--	10 U	10 U	10 U	10 U
Methyl cyclohexane	ug/L	--	--	--	1.0 U	1.0 U	1.0 U	1.0 U
Methyl tert butyl ether (MTBE)	ug/L	--	--	--	5.0 U	5.0 U	5.0 U	5.0 U
4-Methyl-2-pentanone (Methyl isobutyl ketone) (MIBK)	ug/L	--	--	--	50 U	10 U	10 U	10 U
Methylene chloride	ug/L	--	U	U	5.0 U	1.0 U	1.0 U	1.0 UJ
Styrene	ug/L	--	--	--	1.0 U	1.0 U	1.0 U	1.0 U
VOCs (Continued)								

APPENDIX G.3

GROUNDWATER QUALITY DATA
RFI REPORT
FORMER MANUAL TRANSMISSIONS OF MUNCIE FACILITY
MUNCIE, INDIANA

AOI		*AOI 35*	*AOI 35*	*AOI 35*	*AOI 35*	*AOI 35*	*AOI 35*	*AOI 35*
Sample Location		*MW-18*	*MW-18*	*MW-18*	*MW-18*	*MW-18*	*MW-18*	*MW-18*
Sample Identification		*MW-18*	*MW-18*	*MW-18*	*GW-17330-101002-EH-014*	*GW-072304-MR-032*	*GW-017330-042805-TP-023*	*GW-017330-101905-TP-014*
Sample Date		*4/1/1999*	*10/1/2000*	*3/27/2001*	*10/10/2002*	*7/23/2004*	*4/28/2005*	*10/19/2005*
Sample Depth		*-*	*-*	*-*	*-*	*-*	*-*	*-*
Sample Depth								
	Units							
1,1,2,2-Tetrachloroethane	ug/L	--	--	--	1.0 U	1.0 U	1.0 U	1.0 U
Tetrachloroethene	ug/L	--	1.3	U	1.0 U	1.0	1.0 U	1.0 U
Toluene	ug/L	--	U	U	1.0 U	1.0 U	1.0 U	1.0 U
1,2,4-Trichlorobenzene	ug/L	--	--	--	5.0 U	1.0 U	1.0 U	1.0 U
1,1,1-Trichloroethane	ug/L	--	U	U	1.0 U	1.0 U	1.0 U	1.0 U
1,1,2-Trichloroethane	ug/L	--	--	--	1.0 U	1.0 U	1.0 U	1.0 U
Trichloroethene	ug/L	--	U	U	1.0 U	3.4	20 U	**38**[ab]
Trichlorofluoromethane (CFC-11)	ug/L	--	--	--	1.0 U	1.0 U	1.0 U	1.0 U
Trifluorotrichloroethane (Freon 113)	ug/L	--	--	--	1.0 U	1.0 U	1.0 U	1.0 U
Vinyl acetate	ug/L	--	--	--	--	--	--	--
Vinyl chloride	ug/L	U	U	U	1.0 U	1.0 U	1.0 U	1.0 U
Xylenes (total)	ug/L	U	U	U	3.0 U	2.0 U	2.0 U	2.0 U
Semi-Volatile Organic Compounds (SVOCs)								
Acenaphthene	ug/L	--	--	--	--	--	--	--
Acenaphthylene	ug/L	--	--	--	--	--	--	--
Acetonitrile	ug/L	--	--	--	--	--	--	--
Acetophenone	ug/L	--	--	--	--	--	--	--
2-Acetylaminofluorene	ug/L	--	--	--	--	--	--	--
Acrolein	ug/L	--	--	--	--	--	--	--
Acrylonitrile	ug/L	--	--	--	--	--	--	--
Allyl chloride	ug/L	--	--	--	--	--	--	--
4-Aminobiphenyl	ug/L	--	--	--	--	--	--	--
Aniline	ug/L	--	--	--	--	--	--	--
Anthracene	ug/L	--	--	--	--	--	--	--
Aramite	ug/L	--	--	--	--	--	--	--
Atrazine	ug/L	--	--	--	--	--	--	--
Benzaldehyde	ug/L	--	--	--	--	--	--	--
Benzidine	ug/L	--	--	--	--	--	--	--
Benzo(a)anthracene	ug/L	--	--	--	--	--	--	--
Benzo(a)pyrene	ug/L	--	--	--	--	--	--	--
Benzo(b)fluoranthene	ug/L	--	--	--	--	--	--	--
Benzo(g,h,i)perylene	ug/L	--	--	--	--	--	--	--
Benzo(k)fluoranthene	ug/L	--	--	--	--	--	--	--
Benzoic acid	ug/L	--	--	--	--	--	--	--
Benzyl alcohol	ug/L	--	--	--	--	--	--	--
Biphenyl (1,1-Biphenyl)	ug/L	--	--	--	--	--	--	--
4-Bromophenyl phenyl ether	ug/L	--	--	--	--	--	--	--
Butyl benzylphthalate (BBP)	ug/L	--	--	--	--	--	--	--
Caprolactam	ug/L	--	--	--	--	--	--	--
Carbazole	ug/L	--	--	--	--	--	--	--
4-Chloro-3-methylphenol	ug/L	--	--	--	--	--	--	--
4-Chloroaniline	ug/L	--	--	--	--	--	--	--
Chlorobenzilate	ug/L	--	--	--	--	--	--	--
bis(2-Chloroethoxy)methane	ug/L	--	--	--	--	--	--	--
bis(2-Chloroethyl)ether	ug/L	--	--	--	--	--	--	--

APPENDIX G.3

GROUNDWATER QUALITY DATA
RFI REPORT
FORMER MANUAL TRANSMISSIONS OF MUNCIE FACILITY
MUNCIE, INDIANA

AOI		*AOI 35*	*AOI 35*	*AOI 35*	*AOI 35*	*AOI 35*	*AOI 35*	*AOI 35*
Sample Location		*MW-18*	*MW-18*	*MW-18*	*MW-18*	*MW-18*	*MW-18*	*MW-18*
Sample Identification		*MW-18*	*MW-18*	*MW-18*	*GW-17330-101002-EH-014*	*GW-072304-MR-032*	*GW-017330-042805-TP-023*	*GW-017330-101905-TP-014*
Sample Date		*4/1/1999*	*10/1/2000*	*3/27/2001*	*10/10/2002*	*7/23/2004*	*4/28/2005*	*10/19/2005*
Sample Depth		*-*	*-*	*-*	*-*	*-*	*-*	*-*
Sample Depth								
	Units							
2-Chloronaphthalene	ug/L	--	--	--	--	--	--	--
2-Chlorophenol	ug/L	--	--	--	--	--	--	--
4-Chlorophenyl phenyl ether	ug/L	--	--	--	--	--	--	--
Chloroprene	ug/L	--	--	--	--	--	--	--
Chrysene	ug/L	--	--	--	--	--	--	--
Cresol isomers	ug/L	--	--	--	--	--	--	--
Diallate	ug/L	--	--	--	--	--	--	--
Dibenz(a,h)anthracene	ug/L	--	--	--	--	--	--	--
Dibenzofuran	ug/L	--	--	--	--	--	--	--
Dibromochloromethane	ug/L	--	U	U	--	--	--	--
Dibromomethane	ug/L	--	--	--	--	--	--	--
trans-1,4-Dichloro-2-butene	ug/L	--	--	--	--	--	--	--
3,3'-Dichlorobenzidine	ug/L	--	--	--	--	--	--	--
2,4-Dichlorophenol	ug/L	--	--	--	--	--	--	--
2,6-Dichlorophenol	ug/L	--	--	--	--	--	--	--
Diethyl phthalate	ug/L	--	--	--	--	--	--	--
Dimethoate	ug/L	--	--	--	--	--	--	--
Dimethyl phthalate	ug/L	--	--	--	--	--	--	--
p-Dimethylaminoazobenzene A	ug/L	--	--	--	--	--	--	--
7,12-Dimethylbenz(a)anthracene	ug/L	--	--	--	--	--	--	--
3,3-Dimethylbenzidine	ug/L	--	--	--	--	--	--	--
a,a-Dimethylphenethylamine	ug/L	--	--	--	--	--	--	--
2,4-Dimethylphenol	ug/L	--	--	--	--	--	--	--
Di-n-butylphthalate (DBP)	ug/L	--	--	--	--	--	--	--
4,6-Dinitro-2-methylphenol	ug/L	--	--	--	--	--	--	--
Dinitrobenzene, NOS	ug/L	--	--	--	--	--	--	--
2,4-Dinitrophenol	ug/L	--	--	--	--	--	--	--
2,4-Dinitrotoluene	ug/L	--	--	--	--	--	--	--
2,6-Dinitrotoluene	ug/L	--	--	--	--	--	--	--
Di-n-octyl phthalate (DnOP)	ug/L	--	--	--	--	--	--	--
1,4-Dioxane	ug/L	--	--	--	--	--	--	--
Diphenylamine	ug/L	--	--	--	--	--	--	--
1,2-Diphenylhydrazine	ug/L	--	--	--	--	--	--	--
Disulfoton	ug/L	--	--	--	--	--	--	--

APPENDIX G.3

GROUNDWATER QUALITY DATA
RFI REPORT
FORMER MANUAL TRANSMISSIONS OF MUNCIE FACILITY
MUNCIE, INDIANA

AOI		*AOI 35*	*AOI 35*	*AOI 35*	*AOI 35*	*AOI 35*	*AOI 35*	*AOI 35*
Sample Location		*MW-18*	*MW-18*	*MW-18*	*MW-18*	*MW-18*	*MW-18*	*MW-18*
Sample Identification		*MW-18*	*MW-18*	*MW-18*	*GW-17330-101002-EH-014*	*GW-072304-MR-032*	*GW-017330-042805-TP-023*	*GW-017330-101905-TP-014*
Sample Date		*4/1/1999*	*10/1/2000*	*3/27/2001*	*10/10/2002*	*7/23/2004*	*4/28/2005*	*10/19/2005*
Sample Depth		*-*	*-*	*-*	*-*	*-*	*-*	*-*
Sample Depth								
	Units							
SVOCs (Continued)								
Ethyl methacrylate	ug/L	--	--	--	--	--	--	--
Ethyl methanesulfonate	ug/L	--	--	--	--	--	--	--
bis(2-Ethylhexyl)phthalate (DEHP)	ug/L	--	--	--	--	--	--	--
Famphur	ug/L	--	--	--	--	--	--	--
Fluoranthene	ug/L	--	--	--	--	--	--	--
Fluorene	ug/L	--	--	--	--	--	--	--
Hexachlorobenzene	ug/L	--	--	--	--	--	--	--
Hexachlorobutadiene	ug/L	--	--	--	--	--	--	--
Hexachlorocyclopentadiene	ug/L	--	--	--	--	--	--	--
Hexachloroethane	ug/L	--	--	--	--	--	--	--
Hexachlorophene A	ug/L	--	--	--	--	--	--	--
Hexachloropropene	ug/L	--	--	--	--	--	--	--
Indeno(1,2,3-cd)pyrene	ug/L	--	--	--	--	--	--	--
Iodomethane	ug/L	--	--	--	--	--	--	--
Isodrin	ug/L	--	--	--	--	--	--	--
Isophorone	ug/L	--	--	--	--	--	--	--
Isosafrole	ug/L	--	--	--	--	--	--	--
Kepone	ug/L	--	--	--	--	--	--	--
Methapyrilene	ug/L	--	--	--	--	--	--	--
Methyl acrylonitrile	ug/L	--	--	--	--	--	--	--
Methyl methacrylate	ug/L	--	--	--	--	--	--	--
Methyl methanesulfonate	ug/L	--	--	--	--	--	--	--
Methyl parathion	ug/L	--	--	--	--	--	--	--
3-Methylcholanthrene	ug/L	--	--	--	--	--	--	--
2-Methylnaphthalene	ug/L	--	--	--	--	--	--	--
2-Methylphenol	ug/L	--	--	--	--	--	--	--
3&4-Methylphenol	ug/L	--	--	--	--	--	--	--
4-Methylphenol	ug/L	--	--	--	--	--	--	--
Naphthalene	ug/L	--	--	--	--	--	--	--
1,4-Naphthoquinone	ug/L	--	--	--	--	--	--	--
1-Naphthylamine	ug/L	--	--	--	--	--	--	--
2-Naphthylamine	ug/L	--	--	--	--	--	--	--
2-Nitroaniline	ug/L	--	--	--	--	--	--	--
3-Nitroaniline	ug/L	--	--	--	--	--	--	--
4-Nitroaniline	ug/L	--	--	--	--	--	--	--
Nitrobenzene	ug/L	--	--	--	--	--	--	--
2-Nitrophenol	ug/L	--	--	--	--	--	--	--
4-Nitrophenol	ug/L	--	--	--	--	--	--	--
4-Nitroquinoline-N-oxide	ug/L	--	--	--	--	--	--	--
N-Nitrosodi-n-butylamine	ug/L	--	--	--	--	--	--	--
N-Nitrosodi-n-propylamine	ug/L	--	--	--	--	--	--	--
N-Nitrosodiphenylamine	ug/L	--	--	--	--	--	--	--
N-Nitrosodiethylamine	ug/L	--	--	--	--	--	--	--
N-Nitrosodimethylamine	ug/L	--	--	--	--	--	--	--
N-Nitrosomethylethylamine	ug/L	--	--	--	--	--	--	--

APPENDIX G.3

GROUNDWATER QUALITY DATA
RFI REPORT
FORMER MANUAL TRANSMISSIONS OF MUNCIE FACILITY
MUNCIE, INDIANA

AOI		*AOI 35*	*AOI 35*	*AOI 35*	*AOI 35*	*AOI 35*	*AOI 35*	*AOI 35*
Sample Location		*MW-18*	*MW-18*	*MW-18*	*MW-18*	*MW-18*	*MW-18*	*MW-18*
Sample Identification		*MW-18*	*MW-18*	*MW-18*	*GW-17330-101002-EH-014*	*GW-072304-MR-032*	*GW-017330-042805-TP-023*	*GW-017330-101905-TP-014*
Sample Date		*4/1/1999*	*10/1/2000*	*3/27/2001*	*10/10/2002*	*7/23/2004*	*4/28/2005*	*10/19/2005*
Sample Depth		*-*	*-*	*-*	*-*	*-*	*-*	*-*
Sample Depth								
	Units							
SVOCs (Continued)								
N-Nitrosomorpholine	ug/L	--	--	--	--	--	--	--
N-Nitrosopiperidine	ug/L	--	--	--	--	--	--	--
N-Nitrosopyrrolidine	ug/L	--	--	--	--	--	--	--
2,2'-Oxybis(1-chloropropane) (bis(2-Chloroisopropyl) ether)	ug/L	--	--	--	--	--	--	--
Pentachlorobenzene	ug/L	--	--	--	--	--	--	--
Pentachloroethane	ug/L	--	--	--	--	--	--	--
Pentachloronitrobenzene	ug/L	--	--	--	--	--	--	--
Pentachlorophenol	ug/L	--	--	--	--	--	--	--
Phenacetin	ug/L	--	--	--	--	--	--	--
Phenanthrene	ug/L	--	--	--	--	--	--	--
Phenol	ug/L	--	--	--	--	--	--	--
p-Phenylenediamine	ug/L	--	--	--	--	--	--	--
Phorate	ug/L	--	--	--	--	--	--	--
2-Picoline	ug/L	--	--	--	--	--	--	--
Pronamide	ug/L	--	--	--	--	--	--	--
Propionitrile (ethyl cyanide)	ug/L	--	--	--	--	--	--	--
Pyrene	ug/L	--	--	--	--	--	--	--
Pyridine	ug/L	--	--	--	--	--	--	--
Safrole	ug/L	--	--	--	--	--	--	--
1,2,4,5-Tetrachlorobenzene	ug/L	--	--	--	--	--	--	--
1,1,1,2-Tetrachloroethane	ug/L	--	--	--	--	--	--	--
2,3,4,6-Tetrachlorophenol	ug/L	--	--	--	--	--	--	--
Thionazin (O,O-diethyl-O-2-pyrazinyl phosphorothioate)	ug/L	--	--	--	--	--	--	--
o-Toluidine A	ug/L	--	--	--	--	--	--	--
5-Nitro-2-toluidine	ug/L	--	--	--	--	--	--	--
2,4,5-Trichlorophenol	ug/L	--	--	--	--	--	--	--
2,4,6-Trichlorophenol	ug/L	--	--	--	--	--	--	--
1,2,3-Trichloropropane	ug/L	--	--	--	--	--	--	--
0,0,0-Triethylphosphorothioate	ug/L	--	--	--	--	--	--	--
1,3,5-Trinitrobenzene	ug/L	--	--	--	--	--	--	--
PCBs								
Aroclor-1016 (PCB-1016)	ug/L	--	--	--	--	--	--	--
Aroclor-1221 (PCB-1221)	ug/L	--	--	--	--	--	--	--
Aroclor-1232 (PCB-1232)	ug/L	--	--	--	--	--	--	--
Aroclor-1242 (PCB-1242)	ug/L	--	--	--	--	--	--	--
Aroclor-1248 (PCB-1248)	ug/L	--	--	--	--	--	--	--
Aroclor-1254 (PCB-1254)	ug/L	--	--	--	--	--	--	--
Aroclor-1260 (PCB-1260)	ug/L	--	--	--	--	--	--	--
Total PCBs	ug/L	--	--	--	--	--	--	--
Total Petroleum Hydrocarbons (TPH)								
Total Petroleum Hydrocarbons - Purgeable (GRO)	ug/L	--	--	--	--	--	--	--

APPENDIX G.3

GROUNDWATER QUALITY DATA
RFI REPORT
FORMER MANUAL TRANSMISSIONS OF MUNCIE FACILITY
MUNCIE, INDIANA

AOI		*AOI 35*	*AOI 35*	*AOI 35*	*AOI 35*	*AOI 35*	*AOI 35*	*AOI 35*
Sample Location		*MW-18*	*MW-18*	*MW-18*	*MW-18*	*MW-18*	*MW-18*	*MW-18*
Sample Identification		*MW-18*	*MW-18*	*MW-18*	*GW-17330-101002-EH-014*	*GW-072304-MR-032*	*GW-017330-042805-TP-023*	*GW-017330-101905-TP-014*
Sample Date		*4/1/1999*	*10/1/2000*	*3/27/2001*	*10/10/2002*	*7/23/2004*	*4/28/2005*	*10/19/2005*
Sample Depth		*-*	*-*	*-*	*-*	*-*	*-*	*-*
Sample Depth								
	Units							
Metals								
Aluminum	ug/L	--	--	--	--	--	--	--
Antimony	ug/L	--	--	--	--	--	--	--
Arsenic	ug/L	--	--	--	--	--	--	--
Arsenic (dissolved)	ug/L	--	--	--	--	--	--	--
Barium	ug/L	--	--	--	--	--	--	--
Barium (dissolved)	ug/L	--	--	--	--	--	--	--
Beryllium	ug/L	--	--	--	--	--	--	--
Cadmium	ug/L	--	--	--	--	--	--	--
Cadmium (dissolved)	ug/L	--	--	--	--	--	--	--
Calcium	ug/L	--	--	--	--	--	--	--
Calcium (dissolved)	ug/L	--	--	--	--	134000	135000	132000
Chromium	ug/L	--	--	--	--	--	--	--
Chromium (dissolved)	ug/L	--	--	--	--	--	--	--
Cobalt	ug/L	--	--	--	--	--	--	--
Copper	ug/L	--	--	--	--	--	--	--
Copper (dissolved)	ug/L	--	--	--	--	--	--	--
Iron	ug/L	--	--	--	--	--	--	--
Iron (dissolved)	ug/L	--	--	--	--	--	--	--
Lead	ug/L	--	--	--	--	--	--	--
Lead (dissolved)	ug/L	--	--	--	--	--	--	--
Magnesium	ug/L	--	--	--	--	--	--	--
Magnesium (dissolved)	ug/L	--	--	--	--	41200	41700	43100
Manganese	ug/L	--	--	--	--	--	--	--
Manganese (dissolved)	ug/L	--	--	--	--	60	73	49
Mercury	ug/L	--	--	--	--	--	--	--
Mercury (dissolved)	ug/L	--	--	--	--	--	--	--
Nickel	ug/L	--	--	--	--	--	--	--
Nickel (dissolved)	ug/L	--	--	--	--	--	--	--
Potassium	ug/L	--	--	--	--	--	--	--
Selenium	ug/L	--	--	--	--	--	--	--
Selenium (dissolved)	ug/L	--	--	--	--	--	--	--
Silver	ug/L	--	--	--	--	--	--	--
Silver (dissolved)	ug/L	--	--	--	--	--	--	--
Sodium	ug/L	--	--	--	--	--	--	--
Thallium	ug/L	--	--	--	--	--	--	--
Vanadium	ug/L	--	--	--	--	--	--	--
Zinc	ug/L	--	--	--	--	--	--	--
Zinc (dissolved)	ug/L	--	--	--	--	--	--	--

APPENDIX G.3

GROUNDWATER QUALITY DATA
RFI REPORT
FORMER MANUAL TRANSMISSIONS OF MUNCIE FACILITY
MUNCIE, INDIANA

AOI		***AOI 35***	***AOI 35***	***AOI 35***	***AOI 35***	***AOI 35***	***AOI 35***	***AOI 35***
Sample Location		***MW-18***	***MW-18***	***MW-18***	***MW-18***	***MW-18***	***MW-18***	***MW-18***
Sample Identification		***MW-18***	***MW-18***	***MW-18***	***GW-17330-101002-EH-014***	***GW-072304-MR-032***	***GW-017330-042805-TP-023***	***GW-017330-101905-TP-014***
Sample Date		***4/1/1999***	***10/1/2000***	***3/27/2001***	***10/10/2002***	***7/23/2004***	***4/28/2005***	***10/19/2005***
Sample Depth		***-***	***-***	***-***	***-***	***-***	***-***	***-***
Sample Depth								
	Units							
Gas								
Ethane	ug/L	--	--	--	--	0.50 U	0.50 U	0.50 U
Ethene	ug/L	--	--	--	--	0.50 U	0.50 U	0.50 U
Methane	ug/L	--	--	--	--	0.50 U	0.76 U	1.1
General Chemistry								
Alkalinity, bicarbonate	ug/L	--	--	--	--	400000	430000	410000
Alkalinity, carbonate	ug/L	--	--	--	--	5000 U	5000 U	3900 J
Bicarbonate (as CaCO3)	ug/L	--	--	--	--	--	--	--
Chloride	ug/L	--	--	--	--	70800	82200	88200
Dissolved organic carbon (DOC)	ug/L	--	--	--	--	4000 J	2000	3000
Hardness	ug/L	--	--	--	--	504000	509000	507000
Hardness, carbonate	ug/L	--	--	--	--	--	--	--
Nitrate (as N)	ug/L	--	--	--	--	310	170	430
Nitrite (as N)	ug/L	--	--	--	--	57 J	100 U	100 U
pH	s.u.	--	--	--	--	--	--	--
Sulfate	ug/L	--	--	--	--	74200	73000	75300
Sulfide	ug/L	--	--	--	--	--	--	--
Total dissolved solids (TDS)	ug/L	--	--	--	--	--	--	--
Total organic carbon (TOC)	ug/L	--	--	--	--	--	--	--

Notes

ug/L - Micrograms per litre
"-" - No value
U - Not detected at the associated reporting limit
J - Estimated concentration
UJ - Not detected; associated reporting limit is estimated
R - Rejected
s.u. - Standard units
nc - No criteria
ND - Non Detect (calculation)
BOLD[abc] Concentration exceeds associated screening level
IDEM Appendix A: Screening Levels Remedation Closure Guide - March 25, 2014
a - Exceeds IDEM residential tap screening levels
b - Exceeds IDEM residential vapor exposure screening levels
c - Exceeds IDEM commercial/industrial vapor screening levels

APPENDIX G.3

GROUNDWATER QUALITY DATA
RFI REPORT
FORMER MANUAL TRANSMISSIONS OF MUNCIE FACILITY
MUNCIE, INDIANA

AOI		*AOI 35*	*AOI 35*	*AOI 35*	*AOI 35*	*AOI 35*	*AOI 35*	*AOI 35*	*AOI 35*	*AOI 35*
Sample Location		*MW-18*	*MW-18*	*MW-19*	*MW-19*	*MW-19*	*MW-19*	*MW-19*	*MW-19*	*MW-19*
Sample Identification		*GW-017330-051106-PK-026*	*GW-017324-010709-JP-004*	*MW-19*	*MW-19*	*MW-19*	*MW-19*	*MW-19*	*MW-19*	*MW-19*
Sample Date		*5/11/2006*	*1/7/2009*	*7/9/1990*	*1/1/1991*	*6/1/1994*	*4/20/1995*	*3/21/1996*	*10/1/1998*	*4/1/1999*
Sample Depth		-	-	-	-	-	-	-	-	-
Sample Depth										
	Units									
Volatile Organic Compounds (VOCs)										
Acetone	ug/L	10 U	1.1 J	5	U	U	U	U	U	U
Benzene	ug/L	1 U	1.0 U	2 U	U	U	U	U	U	U
Bromodichloromethane	ug/L	1 U	1.0 U	2 U	--	U	U	U	U	U
Bromoform	ug/L	1 U	1.0 U	2 U	--	--	--	--	--	--
Bromomethane (Methyl bromide)	ug/L	1 U	1.0 U	2 U	--	--	--	--	--	--
2-Butanone (Methyl ethyl ketone) (MEK)	ug/L	10 U	10 U	10 U	--	U	U	U	U	U
Carbon disulfide	ug/L	1 U	1.0 U	2 U	--	--	--	--	--	--
Carbon tetrachloride	ug/L	1 U	1.0 U	2 U	--	--	--	--	--	--
Chlorobenzene	ug/L	1 U	1.0 U	2 U	U	U	U	U	U	U
Chloroethane	ug/L	1 U	1.0 U	2 U	U	U	U	U	U	U
2-Chloroethyl vinyl ether	ug/L	--	--	--	U	U	U	U	U	U
Chloroform (Trichloromethane)	ug/L	1 U	1.0 U	2 U	U	U	U	U	U	U
Chloromethane (Methyl chloride)	ug/L	1 U	1.0 U	2 U	U	U	U	U	U	U
Cyclohexane	ug/L	--	1.0 U	--	--	--	--	--	--	--
1,2-Dibromo-3-chloropropane (DBCP)	ug/L	--	2.0 U	--	--	--	--	--	--	--
Dibromochloromethane	ug/L	1 U	1.0 U	--	--	--	--	--	--	--
1,2-Dibromoethane (Ethylene dibromide)	ug/L	--	1.0 U	--	--	--	--	--	--	--
1,2-Dichlorobenzene	ug/L	--	1.0 U	2 U	--	--	--	--	--	--
1,3-Dichlorobenzene	ug/L	--	1.0 U	2 U	--	--	--	--	--	--
1,4-Dichlorobenzene	ug/L	--	1.0 U	2 U	--	--	--	--	--	--
Dichlorodifluoromethane (CFC-12)	ug/L	--	1.0 U	--	--	--	--	--	--	--
1,1-Dichloroethane	ug/L	1 U	1.0 U	2 U	U	U	U	U	U	U
1,2-Dichloroethane	ug/L	1 U	1.0 U	2 U	U	U	U	U	U	U
1,2-Dichloroethene (total)	ug/L	--	--	2 U	U	U	U	U	U	U
1,1-Dichloroethene	ug/L	1 U	1.0 U	2 U	U	U	U	U	U	U
cis-1,2-Dichloroethene	ug/L	1 U	3.5	--	--	U	U	U	U	U
trans-1,2-Dichloroethene	ug/L	1 U	5.4	--	U	U	U	U	U	U
1,2-Dichloropropane	ug/L	1 U	1.0 U	2 U	--	--	--	--	--	--
cis-1,3-Dichloropropene	ug/L	1 U	1.0 U	2 U	--	--	--	--	--	--
trans-1,3-Dichloropropene	ug/L	1 U	1.0 U	2 U	--	--	--	--	--	--
Ethylbenzene	ug/L	1 U	1.0 U	2 U	U	U	U	U	U	U
2-Hexanone	ug/L	10 U	10 U	2 U	--	U	U	U	U	U
Isopropyl benzene	ug/L	--	1.0 U	--	--	--	--	--	--	--
Methyl acetate	ug/L	--	10 U	--	--	--	--	--	--	--
Methyl cyclohexane	ug/L	--	1.0 U	--	--	--	--	--	--	--
Methyl tert butyl ether (MTBE)	ug/L	--	5.0 U	--	--	--	--	--	--	--
4-Methyl-2-pentanone (Methyl isobutyl ketone) (MIBK)	ug/L	10 U	10 U	2 U	--	--	--	--	--	--
Methylene chloride	ug/L	1 UJ	1.0 U	2 U	U	U	U	0.1	**11 J[a]**	U
Styrene	ug/L	1 U	1.0 U	2 U	--	--	--	--	--	--
VOCs (Continued)										

APPENDIX G.3

GROUNDWATER QUALITY DATA
RFI REPORT
FORMER MANUAL TRANSMISSIONS OF MUNCIE FACILITY
MUNCIE, INDIANA

AOI		*AOI 35*	*AOI 35*	*AOI 35*	*AOI 35*	*AOI 35*	*AOI 35*	*AOI 35*	*AOI 35*	*AOI 35*
Sample Location		*MW-18*	*MW-18*	*MW-19*	*MW-19*	*MW-19*	*MW-19*	*MW-19*	*MW-19*	*MW-19*
Sample Identification		*GW-017330-051106-PK-026*	*GW-017324-010709-JP-004*	*MW-19*	*MW-19*	*MW-19*	*MW-19*	*MW-19*	*MW-19*	*MW-19*
Sample Date		*5/11/2006*	*1/7/2009*	*7/9/1990*	*1/1/1991*	*6/1/1994*	*4/20/1995*	*3/21/1996*	*10/1/1998*	*4/1/1999*
Sample Depth		-	-	-	-	-	-	-	-	-
Sample Depth										
	Units									
1,1,2,2-Tetrachloroethane	ug/L	1 U	1.0 U	2 U	--	--	--	--	--	--
Tetrachloroethene	ug/L	1 U	**7.8**[a]	2 U	U	U	U	U	U	U
Toluene	ug/L	1 U	1.0 U	2 U	U	U	U	U	U	U
1,2,4-Trichlorobenzene	ug/L	--	1.0 U	--	--	--	--	--	--	--
1,1,1-Trichloroethane	ug/L	1 U	1.0 U	2 U	U	U	U	U	U	U
1,1,2-Trichloroethane	ug/L	1 U	1.0 U	2 U	--	--	--	--	--	--
Trichloroethene	ug/L	**7.7**[a]	2.7	2 U	U	U	U	U	U	U
Trichlorofluoromethane (CFC-11)	ug/L	--	2.6	2 U	--	--	--	--	--	--
Trifluorotrichloroethane (Freon 113)	ug/L	--	1.0 U	--	--	--	--	--	--	--
Vinyl acetate	ug/L	--	--	2 U	--	--	--	--	--	--
Vinyl chloride	ug/L	1 U	1.0 U	2 U	U	U	U	U	U	U
Xylenes (total)	ug/L	2 U	2.0 U	2 U	U	U	U	U	U	U
Semi-Volatile Organic Compounds (SVOCs)										
Acenaphthene	ug/L	0.2 U	0.20 U	--	--	--	--	--	--	--
Acenaphthylene	ug/L	0.2 U	0.20 U	--	--	--	--	--	--	--
Acetonitrile	ug/L	--	--	--	--	--	--	--	--	--
Acetophenone	ug/L	1 U	1.0 U	--	--	--	--	--	--	--
2-Acetylaminofluorene	ug/L	--	--	--	--	--	--	--	--	--
Acrolein	ug/L	--	--	--	--	--	--	--	--	--
Acrylonitrile	ug/L	--	--	--	--	--	--	--	--	--
Allyl chloride	ug/L	--	--	--	--	--	--	--	--	--
4-Aminobiphenyl	ug/L	--	--	--	--	--	--	--	--	--
Aniline	ug/L	--	--	--	--	--	--	--	--	--
Anthracene	ug/L	0.2 U	0.20 U	--	--	--	--	--	--	--
Aramite	ug/L	--	--	--	--	--	--	--	--	--
Atrazine	ug/L	1 U	1.0 U	--	--	--	--	--	--	--
Benzaldehyde	ug/L	1 U	1.0 U	--	--	--	--	--	--	--
Benzidine	ug/L	--	--	--	--	--	--	--	--	--
Benzo(a)anthracene	ug/L	0.2 U	0.20 U	--	--	--	--	--	--	--
Benzo(a)pyrene	ug/L	0.2 U	0.20 U	--	--	--	--	--	--	--
Benzo(b)fluoranthene	ug/L	0.2 U	0.20 U	--	--	--	--	--	--	--
Benzo(g,h,i)perylene	ug/L	0.2 U	0.20 U	--	--	--	--	--	--	--
Benzo(k)fluoranthene	ug/L	0.2 U	0.20 U	--	--	--	--	--	--	--
Benzoic acid	ug/L	--	--	--	--	--	--	--	--	--
Benzyl alcohol	ug/L	--	--	--	--	--	--	--	--	--
Biphenyl (1,1-Biphenyl)	ug/L	1 U	1.0 U	--	--	--	--	--	--	--
4-Bromophenyl phenyl ether	ug/L	2 U	2.0 U	--	--	--	--	--	--	--
Butyl benzylphthalate (BBP)	ug/L	1 U	1.0 U	--	--	--	--	--	--	--
Caprolactam	ug/L	5 U	5.0 U	--	--	--	--	--	--	--
Carbazole	ug/L	1 U	1.0 U	--	--	--	--	--	--	--
4-Chloro-3-methylphenol	ug/L	2 U	2.0 U	--	--	--	--	--	--	--
4-Chloroaniline	ug/L	2 U	2.0 U	--	--	--	--	--	--	--
Chlorobenzilate	ug/L	--	--	--	--	--	--	--	--	--
bis(2-Chloroethoxy)methane	ug/L	1 U	1.0 U	--	--	--	--	--	--	--
bis(2-Chloroethyl)ether	ug/L	1 U	1.0 U	--	--	--	--	--	--	--

APPENDIX G.3

GROUNDWATER QUALITY DATA
RFI REPORT
FORMER MANUAL TRANSMISSIONS OF MUNCIE FACILITY
MUNCIE, INDIANA

AOI		*AOI 35*	*AOI 35*	*AOI 35*	*AOI 35*	*AOI 35*	*AOI 35*	*AOI 35*	*AOI 35*	*AOI 35*
Sample Location		*MW-18*	*MW-18*	*MW-19*	*MW-19*	*MW-19*	*MW-19*	*MW-19*	*MW-19*	*MW-19*
Sample Identification		*GW-017330-051106-PK-026*	*GW-017324-010709-JP-004*	*MW-19*	*MW-19*	*MW-19*	*MW-19*	*MW-19*	*MW-19*	*MW-19*
Sample Date		*5/11/2006*	*1/7/2009*	*7/9/1990*	*1/1/1991*	*6/1/1994*	*4/20/1995*	*3/21/1996*	*10/1/1998*	*4/1/1999*
Sample Depth		-	-	-	-	-	-	-	-	-
Sample Depth										
	Units									
2-Chloronaphthalene	ug/L	1 U	1.0 U	--	--	--	--	--	--	--
2-Chlorophenol	ug/L	1 U	1.0 U	--	--	--	--	--	--	--
4-Chlorophenyl phenyl ether	ug/L	2 U	2.0 U	--	--	--	--	--	--	--
Chloroprene	ug/L	--	--	--	--	--	--	--	--	--
Chrysene	ug/L	0.2 U	0.20 U	--	--	--	--	--	--	--
Cresol isomers	ug/L	--	--	--	--	--	--	--	--	--
Diallate	ug/L	--	--	--	--	--	--	--	--	--
Dibenz(a,h)anthracene	ug/L	0.2 U	0.20 U	--	--	--	--	--	--	--
Dibenzofuran	ug/L	1 U	1.0 U	--	--	--	--	--	--	--
Dibromochloromethane	ug/L	--	--	2 U	U	U	U	U	U	U
Dibromomethane	ug/L	--	--	--	--	--	--	--	--	--
trans-1,4-Dichloro-2-butene	ug/L	--	--	--	--	--	--	--	--	--
3,3'-Dichlorobenzidine	ug/L	5 U	5.0 U	--	--	--	--	--	--	--
2,4-Dichlorophenol	ug/L	2 U	2.0 U	--	--	--	--	--	--	--
2,6-Dichlorophenol	ug/L	--	--	--	--	--	--	--	--	--
Diethyl phthalate	ug/L	1 U	1.0 U	--	--	--	--	--	--	--
Dimethoate	ug/L	--	--	--	--	--	--	--	--	--
Dimethyl phthalate	ug/L	1 U	1.0 U	--	--	--	--	--	--	--
p-Dimethylaminoazobenzene A	ug/L	--	--	--	--	--	--	--	--	--
7,12-Dimethylbenz(a)anthracene	ug/L	--	--	--	--	--	--	--	--	--
3,3-Dimethylbenzidine	ug/L	--	--	--	--	--	--	--	--	--
a,a-Dimethylphenethylamine	ug/L	--	--	--	--	--	--	--	--	--
2,4-Dimethylphenol	ug/L	2 U	2.0 U	--	--	--	--	--	--	--
Di-n-butylphthalate (DBP)	ug/L	1 U	1.0 U	--	--	--	--	--	--	--
4,6-Dinitro-2-methylphenol	ug/L	5 U	5.0 U	--	--	--	--	--	--	--
Dinitrobenzene, NOS	ug/L	--	--	--	--	--	--	--	--	--
2,4-Dinitrophenol	ug/L	5 U	5.0 U	--	--	--	--	--	--	--
2,4-Dinitrotoluene	ug/L	5 U	5.0 U	--	--	--	--	--	--	--
2,6-Dinitrotoluene	ug/L	5 U	5.0 U	--	--	--	--	--	--	--
Di-n-octyl phthalate (DnOP)	ug/L	1 U	1.0 U	--	--	--	--	--	--	--
1,4-Dioxane	ug/L	--	--	--	--	--	--	--	--	--
Diphenylamine	ug/L	--	--	--	--	--	--	--	--	--
1,2-Diphenylhydrazine	ug/L	--	--	--	--	--	--	--	--	--
Disulfoton	ug/L	--	--	--	--	--	--	--	--	--

APPENDIX G.3

GROUNDWATER QUALITY DATA
RFI REPORT
FORMER MANUAL TRANSMISSIONS OF MUNCIE FACILITY
MUNCIE, INDIANA

AOI		*AOI 35*	*AOI 35*	*AOI 35*	*AOI 35*	*AOI 35*	*AOI 35*	*AOI 35*	*AOI 35*	*AOI 35*
Sample Location		*MW-18*	*MW-18*	*MW-19*	*MW-19*	*MW-19*	*MW-19*	*MW-19*	*MW-19*	*MW-19*
Sample Identification		*GW-017330-051106-PK-026*	*GW-017324-010709-JP-004*	*MW-19*	*MW-19*	*MW-19*	*MW-19*	*MW-19*	*MW-19*	*MW-19*
Sample Date		*5/11/2006*	*1/7/2009*	*7/9/1990*	*1/1/1991*	*6/1/1994*	*4/20/1995*	*3/21/1996*	*10/1/1998*	*4/1/1999*
Sample Depth		*-*	*-*	*-*	*-*	*-*	*-*	*-*	*-*	*-*
Sample Depth										
	Units									
SVOCs (Continued)										
Ethyl methacrylate	ug/L	--	--	--	--	--	--	--	--	--
Ethyl methanesulfonate	ug/L	--	--	--	--	--	--	--	--	--
bis(2-Ethylhexyl)phthalate (DEHP)	ug/L	1 U	1.1 J	--	--	--	--	--	--	--
Famphur	ug/L	--	--	--	--	--	--	--	--	--
Fluoranthene	ug/L	0.2 U	0.20 U	--	--	--	--	--	--	--
Fluorene	ug/L	0.2 U	0.20 U	--	--	--	--	--	--	--
Hexachlorobenzene	ug/L	0.2 U	0.20 U	--	--	--	--	--	--	--
Hexachlorobutadiene	ug/L	1 U	1.0 U	--	--	--	--	--	--	--
Hexachlorocyclopentadiene	ug/L	10 U	10 U	--	--	--	--	--	--	--
Hexachloroethane	ug/L	1 U	1.0 U	--	--	--	--	--	--	--
Hexachlorophene A	ug/L	--	--	--	--	--	--	--	--	--
Hexachloropropene	ug/L	--	--	--	--	--	--	--	--	--
Indeno(1,2,3-cd)pyrene	ug/L	0.2 U	0.20 U	--	--	--	--	--	--	--
Iodomethane	ug/L	--	--	--	--	--	--	--	--	--
Isodrin	ug/L	--	--	--	--	--	--	--	--	--
Isophorone	ug/L	1 U	1.0 U	--	--	--	--	--	--	--
Isosafrole	ug/L	--	--	--	--	--	--	--	--	--
Kepone	ug/L	--	--	--	--	--	--	--	--	--
Methapyrilene	ug/L	--	--	--	--	--	--	--	--	--
Methyl acrylonitrile	ug/L	--	--	--	--	--	--	--	--	--
Methyl methacrylate	ug/L	--	--	--	--	--	--	--	--	--
Methyl methanesulfonate	ug/L	--	--	--	--	--	--	--	--	--
Methyl parathion	ug/L	--	--	--	--	--	--	--	--	--
3-Methylcholanthrene	ug/L	--	--	--	--	--	--	--	--	--
2-Methylnaphthalene	ug/L	0.2 U	0.20 U	--	--	--	--	--	--	--
2-Methylphenol	ug/L	1 U	1.0 U	--	--	--	--	--	--	--
3&4-Methylphenol	ug/L	--	--	--	--	--	--	--	--	--
4-Methylphenol	ug/L	1 U	1.0 U	--	--	--	--	--	--	--
Naphthalene	ug/L	0.2 U	0.20 U	--	--	--	--	--	--	--
1,4-Naphthoquinone	ug/L	--	--	--	--	--	--	--	--	--
1-Naphthylamine	ug/L	--	--	--	--	--	--	--	--	--
2-Naphthylamine	ug/L	--	--	--	--	--	--	--	--	--
2-Nitroaniline	ug/L	2 U	2.0 U	--	--	--	--	--	--	--
3-Nitroaniline	ug/L	2 U	2.0 U	--	--	--	--	--	--	--
4-Nitroaniline	ug/L	2 U	2.0 U	--	--	--	--	--	--	--
Nitrobenzene	ug/L	1 U	1.0 U	--	--	--	--	--	--	--
2-Nitrophenol	ug/L	2 U	2.0 U	--	--	--	--	--	--	--
4-Nitrophenol	ug/L	5 U	5.0 U	--	--	--	--	--	--	--
4-Nitroquinoline-N-oxide	ug/L	--	--	--	--	--	--	--	--	--
N-Nitrosodi-n-butylamine	ug/L	--	--	--	--	--	--	--	--	--
N-Nitrosodi-n-propylamine	ug/L	1 U	1.0 U	--	--	--	--	--	--	--
N-Nitrosodiphenylamine	ug/L	1 U	1.0 U	--	--	--	--	--	--	--
N-Nitrosodiethylamine	ug/L	--	--	--	--	--	--	--	--	--
N-Nitrosodimethylamine	ug/L	--	--	--	--	--	--	--	--	--
N-Nitrosomethylethylamine	ug/L	--	--	--	--	--	--	--	--	--

APPENDIX G.3

GROUNDWATER QUALITY DATA
RFI REPORT
FORMER MANUAL TRANSMISSIONS OF MUNCIE FACILITY
MUNCIE, INDIANA

AOI		*AOI 35*	*AOI 35*	*AOI 35*	*AOI 35*	*AOI 35*	*AOI 35*	*AOI 35*	*AOI 35*	*AOI 35*
Sample Location		*MW-18*	*MW-18*	*MW-19*	*MW-19*	*MW-19*	*MW-19*	*MW-19*	*MW-19*	*MW-19*
Sample Identification		*GW-017330-051106-PK-026*	*GW-017324-010709-JP-004*	*MW-19*	*MW-19*	*MW-19*	*MW-19*	*MW-19*	*MW-19*	*MW-19*
Sample Date		*5/11/2006*	*1/7/2009*	*7/9/1990*	*1/1/1991*	*6/1/1994*	*4/20/1995*	*3/21/1996*	*10/1/1998*	*4/1/1999*
Sample Depth		*-*	*-*	*-*	*-*	*-*	*-*	*-*	*-*	*-*
Sample Depth										
	Units									
SVOCs (Continued)										
N-Nitrosomorpholine	ug/L	--	--	--	--	--	--	--	--	--
N-Nitrosopiperidine	ug/L	--	--	--	--	--	--	--	--	--
N-Nitrosopyrrolidine	ug/L	--	--	--	--	--	--	--	--	--
2,2'-Oxybis(1-chloropropane) (bis(2-Chloroisopropyl) ether)	ug/L	1 U	1.0 U	--	--	--	--	--	--	--
Pentachlorobenzene	ug/L	--	--	--	--	--	--	--	--	--
Pentachloroethane	ug/L	--	--	--	--	--	--	--	--	--
Pentachloronitrobenzene	ug/L	--	--	--	--	--	--	--	--	--
Pentachlorophenol	ug/L	5 U	5.0 U	--	--	--	--	--	--	--
Phenacetin	ug/L	--	--	--	--	--	--	--	--	--
Phenanthrene	ug/L	0.2 U	0.20 U	--	--	--	--	--	--	--
Phenol	ug/L	1 U	1.0 U	--	--	--	--	--	--	--
p-Phenylenediamine	ug/L	--	--	--	--	--	--	--	--	--
Phorate	ug/L	--	--	--	--	--	--	--	--	--
2-Picoline	ug/L	--	--	--	--	--	--	--	--	--
Pronamide	ug/L	--	--	--	--	--	--	--	--	--
Propionitrile (ethyl cyanide)	ug/L	--	--	--	--	--	--	--	--	--
Pyrene	ug/L	0.2 U	0.20 U	--	--	--	--	--	--	--
Pyridine	ug/L	--	--	--	--	--	--	--	--	--
Safrole	ug/L	--	--	--	--	--	--	--	--	--
1,2,4,5-Tetrachlorobenzene	ug/L	--	--	--	--	--	--	--	--	--
1,1,1,2-Tetrachloroethane	ug/L	--	--	--	--	--	--	--	--	--
2,3,4,6-Tetrachlorophenol	ug/L	--	--	--	--	--	--	--	--	--
Thionazin (O,O-diethyl-O-2-pyrazinyl phosphorothioate)	ug/L	--	--	--	--	--	--	--	--	--
o-Toluidine A	ug/L	--	--	--	--	--	--	--	--	--
5-Nitro-2-toluidine	ug/L	--	--	--	--	--	--	--	--	--
2,4,5-Trichlorophenol	ug/L	5 U	5.0 U	--	--	--	--	--	--	--
2,4,6-Trichlorophenol	ug/L	5 U	5.0 U	--	--	--	--	--	--	--
1,2,3-Trichloropropane	ug/L	--	--	--	--	--	--	--	--	--
0,0,0-Triethylphosphorothioate	ug/L	--	--	--	--	--	--	--	--	--
1,3,5-Trinitrobenzene	ug/L	--	--	--	--	--	--	--	--	--
PCBs										
Aroclor-1016 (PCB-1016)	ug/L	--	--	--	--	--	--	--	--	--
Aroclor-1221 (PCB-1221)	ug/L	--	--	--	--	--	--	--	--	--
Aroclor-1232 (PCB-1232)	ug/L	--	--	--	--	--	--	--	--	--
Aroclor-1242 (PCB-1242)	ug/L	--	--	--	--	--	--	--	--	--
Aroclor-1248 (PCB-1248)	ug/L	--	--	--	--	--	--	--	--	--
Aroclor-1254 (PCB-1254)	ug/L	--	--	--	--	--	--	--	--	--
Aroclor-1260 (PCB-1260)	ug/L	--	--	--	--	--	--	--	--	--
Total PCBs	ug/L	--	--	--	--	--	--	--	--	--
Total Petroleum Hydrocarbons (TPH)										
Total Petroleum Hydrocarbons - Purgeable (GRO)	ug/L	--	--	--	--	--	--	--	--	--

APPENDIX G.3

GROUNDWATER QUALITY DATA
RFI REPORT
FORMER MANUAL TRANSMISSIONS OF MUNCIE FACILITY
MUNCIE, INDIANA

AOI		*AOI 35*	*AOI 35*	*AOI 35*	*AOI 35*	*AOI 35*	*AOI 35*	*AOI 35*	*AOI 35*	*AOI 35*
Sample Location		*MW-18*	*MW-18*	*MW-19*	*MW-19*	*MW-19*	*MW-19*	*MW-19*	*MW-19*	*MW-19*
Sample Identification		*GW-017330-051106-PK-026*	*GW-017324-010709-JP-004*	*MW-19*	*MW-19*	*MW-19*	*MW-19*	*MW-19*	*MW-19*	*MW-19*
Sample Date		*5/11/2006*	*1/7/2009*	*7/9/1990*	*1/1/1991*	*6/1/1994*	*4/20/1995*	*3/21/1996*	*10/1/1998*	*4/1/1999*
Sample Depth		*-*	*-*	*-*	*-*	*-*	*-*	*-*	*-*	*-*
Sample Depth										
	Units									
Metals										
Aluminum	ug/L	--	--	--	--	--	--	--	--	--
Antimony	ug/L	--	--	--	--	--	--	--	--	--
Arsenic	ug/L	10 U	10.0 U	--	--	--	--	--	--	--
Arsenic (dissolved)	ug/L	10 U	10.0 U	--	--	--	--	--	--	--
Barium	ug/L	100 J	108 J	--	--	--	--	--	--	--
Barium (dissolved)	ug/L	95.7 J	106 J	--	--	--	--	--	--	--
Beryllium	ug/L	--	--	--	--	--	--	--	--	--
Cadmium	ug/L	5 U	5.0 U	--	--	--	--	--	--	--
Cadmium (dissolved)	ug/L	5 U	5.0 U	--	--	--	--	--	--	--
Calcium	ug/L	--	--	--	--	--	--	--	--	--
Calcium (dissolved)	ug/L	--	--	--	--	--	--	--	--	--
Chromium	ug/L	15.6	3.6 J	--	--	--	--	--	--	--
Chromium (dissolved)	ug/L	10 U	10.0 U	--	--	--	--	--	--	--
Cobalt	ug/L	--	--	--	--	--	--	--	--	--
Copper	ug/L	--	--	--	--	--	--	--	--	--
Copper (dissolved)	ug/L	--	--	--	--	--	--	--	--	--
Iron	ug/L	--	--	--	--	--	--	--	--	--
Iron (dissolved)	ug/L	--	--	--	--	--	--	--	--	--
Lead	ug/L	3.9	9.0	--	--	--	--	--	--	--
Lead (dissolved)	ug/L	3 U	3.0 U	--	--	--	--	--	--	--
Magnesium	ug/L	--	--	--	--	--	--	--	--	--
Magnesium (dissolved)	ug/L	--	--	--	--	--	--	--	--	--
Manganese	ug/L	--	--	--	--	--	--	--	--	--
Manganese (dissolved)	ug/L	--	--	--	--	--	--	--	--	--
Mercury	ug/L	0.2 U	0.20 U	--	--	--	--	--	--	--
Mercury (dissolved)	ug/L	0.2 U	0.20 U	--	--	--	--	--	--	--
Nickel	ug/L	--	--	--	--	--	--	--	--	--
Nickel (dissolved)	ug/L	--	--	--	--	--	--	--	--	--
Potassium	ug/L	--	--	--	--	--	--	--	--	--
Selenium	ug/L	5 U	5.0 U	--	--	--	--	--	--	--
Selenium (dissolved)	ug/L	5 U	5.0 U	--	--	--	--	--	--	--
Silver	ug/L	10 U	10.0 U	--	--	--	--	--	--	--
Silver (dissolved)	ug/L	10 U	10.0 U	--	--	--	--	--	--	--
Sodium	ug/L	--	--	--	--	--	--	--	--	--
Thallium	ug/L	--	--	--	--	--	--	--	--	--
Vanadium	ug/L	--	--	--	--	--	--	--	--	--
Zinc	ug/L	--	--	--	--	--	--	--	--	--
Zinc (dissolved)	ug/L	--	--	--	--	--	--	--	--	--

APPENDIX G.3

GROUNDWATER QUALITY DATA
RFI REPORT
FORMER MANUAL TRANSMISSIONS OF MUNCIE FACILITY
MUNCIE, INDIANA

AOI		***AOI 35***	***AOI 35***	***AOI 35***	***AOI 35***	***AOI 35***	***AOI 35***	***AOI 35***	***AOI 35***	***AOI 35***
Sample Location		***MW-18***	***MW-18***	***MW-19***	***MW-19***	***MW-19***	***MW-19***	***MW-19***	***MW-19***	***MW-19***
Sample Identification		***GW-017330-051106-PK-026***	***GW-017324-010709-JP-004***	***MW-19***	***MW-19***	***MW-19***	***MW-19***	***MW-19***	***MW-19***	***MW-19***
Sample Date		***5/11/2006***	***1/7/2009***	***7/9/1990***	***1/1/1991***	***6/1/1994***	***4/20/1995***	***3/21/1996***	***10/1/1998***	***4/1/1999***
Sample Depth		***-***	***-***	***-***	***-***	***-***	***-***	***-***	***-***	***-***
Sample Depth										
	Units									
Gas										
Ethane	ug/L	--	--	--	--	--	--	--	--	--
Ethene	ug/L	--	--	--	--	--	--	--	--	--
Methane	ug/L	--	--	--	--	--	--	--	--	--
General Chemistry										
Alkalinity, bicarbonate	ug/L	--	--	--	--	--	--	--	--	--
Alkalinity, carbonate	ug/L	--	--	--	--	--	--	--	--	--
Bicarbonate (as CaCO3)	ug/L	--	--	--	--	--	--	--	--	--
Chloride	ug/L	--	--	--	--	--	--	--	--	--
Dissolved organic carbon (DOC)	ug/L	--	--	--	--	--	--	--	--	--
Hardness	ug/L	--	--	--	--	--	--	--	--	--
Hardness, carbonate	ug/L	--	--	--	--	--	--	--	--	--
Nitrate (as N)	ug/L	--	--	--	--	--	--	--	--	--
Nitrite (as N)	ug/L	--	--	--	--	--	--	--	--	--
pH	s.u.	--	--	--	--	--	--	--	--	--
Sulfate	ug/L	--	--	--	--	--	--	--	--	--
Sulfide	ug/L	--	--	--	--	--	--	--	--	--
Total dissolved solids (TDS)	ug/L	--	--	--	--	--	--	--	--	--
Total organic carbon (TOC)	ug/L	--	--	--	--	--	--	--	--	--

Notes
ug/L - Micrograms per litre
"-" - No value
U - Not detected at the associated reporting limit
J - Estimated concentration
UJ - Not detected; associated reporting limit is estimated
R - Rejected
s.u. - Standard units
nc - No criteria
ND - Non Detect (calculation)
BOLD[abc] Concentration exceeds associated screening level
IDEM Appendix A: Screening Levels Remedation Closure Guide - March 25, 2014
a - Exceeds IDEM residential tap screening levels
b - Exceeds IDEM residential vapor exposure screening levels
c - Exceeds IDEM commercial/industrial vapor screening levels

APPENDIX G.3

GROUNDWATER QUALITY DATA
RFI REPORT
FORMER MANUAL TRANSMISSIONS OF MUNCIE FACILITY
MUNCIE, INDIANA

AOI		*AOI 35*	*AOI 35*	*AOI 35*	*AOI 35*	*AOI 35*	*AOI 35*	*AOI 35*	*AOI 35*
Sample Location		*MW-19*	*MW-19*	*MW-19*	*MW-19*	*MW-20*	*MW-20*	*MW-20*	*MW-20*
Sample Identification		*MW-19*	*GW-017324-010709-JP-007*	*GW-17324-120911-EM-040*	*GW-017324-050814-SM-043*	*MW-20*	*MW-20*	*MW-20*	*MW-20*
Sample Date		*10/1/1999*	*1/7/2009*	*12/9/2011*	*5/8/2014*	*1/1/1991*	*6/1/1994*	*3/20/1996*	*10/1/1998*
Sample Depth		-	-	-	-	-	-	-	-
Sample Depth									
	Units								
Volatile Organic Compounds (VOCs)									
Acetone	ug/L	U	10 U	10 U	10 U	U	U	U	U
Benzene	ug/L	U	1.0 U	1.0 U	1.0 U	U	U	U	U
Bromodichloromethane	ug/L	U	1.0 U	1.0 U	1.0 U	--	U	U	U
Bromoform	ug/L	--	1.0 U	1.0 U	1.0 U	--	--	--	--
Bromomethane (Methyl bromide)	ug/L	--	1.0 U	1.0 U	1.0 U	--	--	--	--
2-Butanone (Methyl ethyl ketone) (MEK)	ug/L	U	10 U	10 U	10 U	--	U	U	U
Carbon disulfide	ug/L	--	1.0 U	1.0 U	1.0 U	--	--	--	--
Carbon tetrachloride	ug/L	--	1.0 U	1.0 U	1.0 U	--	--	--	--
Chlorobenzene	ug/L	U	1.0 U	1.0 U	1.0 U	U	U	U	U
Chloroethane	ug/L	U	1.0 U	1.0 U	1.0 U	U	U	U	U
2-Chloroethyl vinyl ether	ug/L	U	--	--	--	U	U	U	U
Chloroform (Trichloromethane)	ug/L	U	1.0 U	1.0 U	1.0 U	U	U	U	U
Chloromethane (Methyl chloride)	ug/L	U	1.0 U	1.0 U	1.0 U	U	U	0.3	U
Cyclohexane	ug/L	--	1.0 U	1.0 U	1.0 U	--	--	--	--
1,2-Dibromo-3-chloropropane (DBCP)	ug/L	--	2.0 U	2.0 U	2.0 U	--	--	--	--
Dibromochloromethane	ug/L	--	1.0 U	1.0 U	1.0 U	--	--	--	--
1,2-Dibromoethane (Ethylene dibromide)	ug/L	--	1.0 U	1.0 U	1.0 U	--	--	--	--
1,2-Dichlorobenzene	ug/L	--	1.0 U	1.0 U	1.0 U	--	--	--	--
1,3-Dichlorobenzene	ug/L	--	1.0 U	1.0 U	1.0 U	--	--	--	--
1,4-Dichlorobenzene	ug/L	--	1.0 U	1.0 U	1.0 U	--	--	--	--
Dichlorodifluoromethane (CFC-12)	ug/L	--	1.0 U	1.0 U	1.0 U	--	--	--	--
1,1-Dichloroethane	ug/L	U	1.0 U	1.0 U	1.0 U	U	U	U	U
1,2-Dichloroethane	ug/L	U	1.0 U	1.0 U	1.0 U	U	U	U	U
1,2-Dichloroethene (total)	ug/L	U	--	--	--	U	U	U	U
1,1-Dichloroethene	ug/L	U	1.0 U	1.0 U	1.0 U	U	U	U	U
cis-1,2-Dichloroethene	ug/L	U	1.0 U	1.0 U	1.0 U	--	U	U	U
trans-1,2-Dichloroethene	ug/L	U	1.0 U	1.0 U	1.0 U	U	U	U	U
1,2-Dichloropropane	ug/L	--	1.0 U	1.0 U	1.0 U	--	--	--	--
cis-1,3-Dichloropropene	ug/L	--	1.0 U	1.0 U	1.0 U	--	--	--	--
trans-1,3-Dichloropropene	ug/L	--	1.0 U	1.0 U	1.0 U	--	--	--	--
Ethylbenzene	ug/L	U	1.0 U	1.0 U	1.0 U	U	U	U	U
2-Hexanone	ug/L	U	10 U	10 U	10 U	--	U	U	U
Isopropyl benzene	ug/L	--	1.0 U	1.0 U	1.0 U	--	--	--	--
Methyl acetate	ug/L	--	10 U	10 U	10 U	--	--	--	--
Methyl cyclohexane	ug/L	--	1.0 U	1.0 U	1.0 U	--	--	--	--
Methyl tert butyl ether (MTBE)	ug/L	--	5.0 U	5.0 U	1.0 U	--	--	--	--
4-Methyl-2-pentanone (Methyl isobutyl ketone) (MIBK)	ug/L	--	10 U	10 U	10 U	--	--	--	--
Methylene chloride	ug/L	U	1.0 U	1.0 U	1.0 U	U	U	1	**8.3 J[a]**
Styrene	ug/L	--	1.0 U	1.0 U	1.0 U	--	--	--	--
VOCs (Continued)									

APPENDIX G.3

GROUNDWATER QUALITY DATA
RFI REPORT
FORMER MANUAL TRANSMISSIONS OF MUNCIE FACILITY
MUNCIE, INDIANA

AOI		*AOI 35*	*AOI 35*	*AOI 35*	*AOI 35*	*AOI 35*	*AOI 35*	*AOI 35*	*AOI 35*
Sample Location		*MW-19*	*MW-19*	*MW-19*	*MW-19*	*MW-20*	*MW-20*	*MW-20*	*MW-20*
Sample Identification		*MW-19*	*GW-017324-010709-JP-007*	*GW-17324-120911-EM-040*	*GW-017324-050814-SM-043*	*MW-20*	*MW-20*	*MW-20*	*MW-20*
Sample Date		*10/1/1999*	*1/7/2009*	*12/9/2011*	*5/8/2014*	*1/1/1991*	*6/1/1994*	*3/20/1996*	*10/1/1998*
Sample Depth		-	-	-	-	-	-	-	-
Sample Depth									
	Units								
1,1,2,2-Tetrachloroethane	ug/L	--	1.0 U	1.0 U	1.0 U	--	--	--	--
Tetrachloroethene	ug/L	U	1.0 U	1.0 U	1.0 U	U	U	U	U
Toluene	ug/L	U	1.0 U	1.0 U	1.0 U	U	U	U	U
1,2,4-Trichlorobenzene	ug/L	--	1.0 U	1.0 U	1.0 U	--	--	--	--
1,1,1-Trichloroethane	ug/L	U	1.0 U	1.0 U	1.0 U	U	U	U	U
1,1,2-Trichloroethane	ug/L	--	1.0 U	1.0 U	1.0 U	--	--	--	--
Trichloroethene	ug/L	U	1.0 U	0.23 J	1.0 U	U	U	U	U
Trichlorofluoromethane (CFC-11)	ug/L	--	1.0 U	1.0 U	1.0 U	--	--	--	--
Trifluorotrichloroethane (Freon 113)	ug/L	--	1.0 U	1.0 U	1.0 U	--	--	--	--
Vinyl acetate	ug/L	--	--	--	--	--	--	--	--
Vinyl chloride	ug/L	U	1.0 U	1.0 U	1.0 U	U	U	U	U
Xylenes (total)	ug/L	U	2.0 U	2.0 U	2.0 U	U	U	U	U
Semi-Volatile Organic Compounds (SVOCs)									
Acenaphthene	ug/L	--	0.20 U	0.19 U	--	--	--	--	--
Acenaphthylene	ug/L	--	0.20 U	0.19 U	--	--	--	--	--
Acetonitrile	ug/L	--	--	--	--	--	--	--	--
Acetophenone	ug/L	--	1.0 U	0.95 U	--	--	--	--	--
2-Acetylaminofluorene	ug/L	--	--	--	--	--	--	--	--
Acrolein	ug/L	--	--	--	--	--	--	--	--
Acrylonitrile	ug/L	--	--	--	--	--	--	--	--
Allyl chloride	ug/L	--	--	--	--	--	--	--	--
4-Aminobiphenyl	ug/L	--	--	--	--	--	--	--	--
Aniline	ug/L	--	--	--	--	--	--	--	--
Anthracene	ug/L	--	0.20 U	0.19 U	--	--	--	--	--
Aramite	ug/L	--	--	--	--	--	--	--	--
Atrazine	ug/L	--	1.0 U	0.95 U	--	--	--	--	--
Benzaldehyde	ug/L	--	1.0 U	0.95 U	--	--	--	--	--
Benzidine	ug/L	--	--	--	--	--	--	--	--
Benzo(a)anthracene	ug/L	--	0.20 U	0.19 U	--	--	--	--	--
Benzo(a)pyrene	ug/L	--	0.20 U	0.19 U	--	--	--	--	--
Benzo(b)fluoranthene	ug/L	--	0.20 U	0.19 U	--	--	--	--	--
Benzo(g,h,i)perylene	ug/L	--	0.20 U	0.19 U	--	--	--	--	--
Benzo(k)fluoranthene	ug/L	--	0.20 U	0.19 U	--	--	--	--	--
Benzoic acid	ug/L	--	--	--	--	--	--	--	--
Benzyl alcohol	ug/L	--	--	--	--	--	--	--	--
Biphenyl (1,1-Biphenyl)	ug/L	--	1.0 U	0.95 U	--	--	--	--	--
4-Bromophenyl phenyl ether	ug/L	--	2.0 U	1.9 U	--	--	--	--	--
Butyl benzylphthalate (BBP)	ug/L	--	1.0 U	0.95 U	--	--	--	--	--
Caprolactam	ug/L	--	5.0 U	4.8 U	--	--	--	--	--
Carbazole	ug/L	--	1.0 U	0.95 U	--	--	--	--	--
4-Chloro-3-methylphenol	ug/L	--	2.0 U	1.9 U	--	--	--	--	--
4-Chloroaniline	ug/L	--	2.0 U	1.9 U	--	--	--	--	--
Chlorobenzilate	ug/L	--	--	--	--	--	--	--	--
bis(2-Chloroethoxy)methane	ug/L	--	1.0 U	0.95 U	--	--	--	--	--
bis(2-Chloroethyl)ether	ug/L	--	1.0 U	0.95 U	--	--	--	--	--

APPENDIX G.3

GROUNDWATER QUALITY DATA
RFI REPORT
FORMER MANUAL TRANSMISSIONS OF MUNCIE FACILITY
MUNCIE, INDIANA

AOI		*AOI 35*	*AOI 35*	*AOI 35*	*AOI 35*	*AOI 35*	*AOI 35*	*AOI 35*	*AOI 35*
Sample Location		*MW-19*	*MW-19*	*MW-19*	*MW-19*	*MW-20*	*MW-20*	*MW-20*	*MW-20*
Sample Identification		*MW-19*	*GW-017324-010709-JP-007*	*GW-17324-120911-EM-040*	*GW-017324-050814-SM-043*	*MW-20*	*MW-20*	*MW-20*	*MW-20*
Sample Date		*10/1/1999*	*1/7/2009*	*12/9/2011*	*5/8/2014*	*1/1/1991*	*6/1/1994*	*3/20/1996*	*10/1/1998*
Sample Depth		-	-	-	-	-	-	-	-
Sample Depth									
	Units								
2-Chloronaphthalene	ug/L	--	1.0 U	0.95 U	--	--	--	--	--
2-Chlorophenol	ug/L	--	1.0 U	0.95 U	--	--	--	--	--
4-Chlorophenyl phenyl ether	ug/L	--	2.0 U	1.9 U	--	--	--	--	--
Chloroprene	ug/L	--	--	--	--	--	--	--	--
Chrysene	ug/L	--	0.20 U	0.19 U	--	--	--	--	--
Cresol isomers	ug/L	--	--	--	--	--	--	--	--
Diallate	ug/L	--	--	--	--	--	--	--	--
Dibenz(a,h)anthracene	ug/L	--	0.20 U	0.19 U	--	--	--	--	--
Dibenzofuran	ug/L	--	1.0 U	0.95 U	--	--	--	--	--
Dibromochloromethane	ug/L	U	--	--	--	U	U	U	U
Dibromomethane	ug/L	--	--	--	--	--	--	--	--
trans-1,4-Dichloro-2-butene	ug/L	--	--	--	--	--	--	--	--
3,3'-Dichlorobenzidine	ug/L	--	5.0 U	4.8 U	--	--	--	--	--
2,4-Dichlorophenol	ug/L	--	2.0 U	1.9 U	--	--	--	--	--
2,6-Dichlorophenol	ug/L	--	--	--	--	--	--	--	--
Diethyl phthalate	ug/L	--	1.0 U	0.95 U	--	--	--	--	--
Dimethoate	ug/L	--	--	--	--	--	--	--	--
Dimethyl phthalate	ug/L	--	1.0 U	0.95 U	--	--	--	--	--
p-Dimethylaminoazobenzene A	ug/L	--	--	--	--	--	--	--	--
7,12-Dimethylbenz(a)anthracene	ug/L	--	--	--	--	--	--	--	--
3,3-Dimethylbenzidine	ug/L	--	--	--	--	--	--	--	--
a,a-Dimethylphenethylamine	ug/L	--	--	--	--	--	--	--	--
2,4-Dimethylphenol	ug/L	--	2.0 U	1.9 U	--	--	--	--	--
Di-n-butylphthalate (DBP)	ug/L	--	1.0 U	0.95 U	--	--	--	--	--
4,6-Dinitro-2-methylphenol	ug/L	--	5.0 U	4.8 U	--	--	--	--	--
Dinitrobenzene, NOS	ug/L	--	--	--	--	--	--	--	--
2,4-Dinitrophenol	ug/L	--	5.0 U	4.8 U	--	--	--	--	--
2,4-Dinitrotoluene	ug/L	--	5.0 U	4.8 U	--	--	--	--	--
2,6-Dinitrotoluene	ug/L	--	5.0 U	4.8 U	--	--	--	--	--
Di-n-octyl phthalate (DnOP)	ug/L	--	1.0 U	0.95 U	--	--	--	--	--
1,4-Dioxane	ug/L	--	--	--	--	--	--	--	--
Diphenylamine	ug/L	--	--	--	--	--	--	--	--
1,2-Diphenylhydrazine	ug/L	--	--	--	--	--	--	--	--
Disulfoton	ug/L	--	--	--	--	--	--	--	--

APPENDIX G.3

GROUNDWATER QUALITY DATA
RFI REPORT
FORMER MANUAL TRANSMISSIONS OF MUNCIE FACILITY
MUNCIE, INDIANA

AOI		*AOI 35*	*AOI 35*	*AOI 35*	*AOI 35*	*AOI 35*	*AOI 35*	*AOI 35*	*AOI 35*
Sample Location		*MW-19*	*MW-19*	*MW-19*	*MW-19*	*MW-20*	*MW-20*	*MW-20*	*MW-20*
Sample Identification		*MW-19*	*GW-017324-010709-JP-007*	*GW-17324-120911-EM-040*	*GW-017324-050814-SM-043*	*MW-20*	*MW-20*	*MW-20*	*MW-20*
Sample Date		*10/1/1999*	*1/7/2009*	*12/9/2011*	*5/8/2014*	*1/1/1991*	*6/1/1994*	*3/20/1996*	*10/1/1998*
Sample Depth		*-*	*-*	*-*	*-*	*-*	*-*	*-*	*-*
Sample Depth									
	Units								
SVOCs (Continued)									
Ethyl methacrylate	ug/L	--	--	--	--	--	--	--	--
Ethyl methanesulfonate	ug/L	--	--	--	--	--	--	--	--
bis(2-Ethylhexyl)phthalate (DEHP)	ug/L	--	2.0 U	1.9 U	--	--	--	--	--
Famphur	ug/L	--	--	--	--	--	--	--	--
Fluoranthene	ug/L	--	0.20 U	0.19 U	--	--	--	--	--
Fluorene	ug/L	--	0.20 U	0.19 U	--	--	--	--	--
Hexachlorobenzene	ug/L	--	0.20 U	0.19 U	--	--	--	--	--
Hexachlorobutadiene	ug/L	--	1.0 U	0.95 U	--	--	--	--	--
Hexachlorocyclopentadiene	ug/L	--	10 U	9.5 U	--	--	--	--	--
Hexachloroethane	ug/L	--	1.0 U	0.95 U	--	--	--	--	--
Hexachlorophene A	ug/L	--	--	--	--	--	--	--	--
Hexachloropropene	ug/L	--	--	--	--	--	--	--	--
Indeno(1,2,3-cd)pyrene	ug/L	--	0.20 U	0.19 U	--	--	--	--	--
Iodomethane	ug/L	--	--	--	--	--	--	--	--
Isodrin	ug/L	--	--	--	--	--	--	--	--
Isophorone	ug/L	--	1.0 U	0.95 U	--	--	--	--	--
Isosafrole	ug/L	--	--	--	--	--	--	--	--
Kepone	ug/L	--	--	--	--	--	--	--	--
Methapyrilene	ug/L	--	--	--	--	--	--	--	--
Methyl acrylonitrile	ug/L	--	--	--	--	--	--	--	--
Methyl methacrylate	ug/L	--	--	--	--	--	--	--	--
Methyl methanesulfonate	ug/L	--	--	--	--	--	--	--	--
Methyl parathion	ug/L	--	--	--	--	--	--	--	--
3-Methylcholanthrene	ug/L	--	--	--	--	--	--	--	--
2-Methylnaphthalene	ug/L	--	0.20 U	0.19 U	--	--	--	--	--
2-Methylphenol	ug/L	--	1.0 U	0.95 U	--	--	--	--	--
3&4-Methylphenol	ug/L	--	--	1.9 U	--	--	--	--	--
4-Methylphenol	ug/L	--	1.0 U	--	--	--	--	--	--
Naphthalene	ug/L	--	0.20 U	0.19 U	--	--	--	--	--
1,4-Naphthoquinone	ug/L	--	--	--	--	--	--	--	--
1-Naphthylamine	ug/L	--	--	--	--	--	--	--	--
2-Naphthylamine	ug/L	--	--	--	--	--	--	--	--
2-Nitroaniline	ug/L	--	2.0 U	1.9 U	--	--	--	--	--
3-Nitroaniline	ug/L	--	2.0 U	1.9 U	--	--	--	--	--
4-Nitroaniline	ug/L	--	2.0 U	1.9 U	--	--	--	--	--
Nitrobenzene	ug/L	--	1.0 U	0.95 U	--	--	--	--	--
2-Nitrophenol	ug/L	--	2.0 U	1.9 U	--	--	--	--	--
4-Nitrophenol	ug/L	--	5.0 U	4.8 U	--	--	--	--	--
4-Nitroquinoline-N-oxide	ug/L	--	--	--	--	--	--	--	--
N-Nitrosodi-n-butylamine	ug/L	--	--	--	--	--	--	--	--
N-Nitrosodi-n-propylamine	ug/L	--	1.0 U	0.95 U	--	--	--	--	--
N-Nitrosodiphenylamine	ug/L	--	1.0 U	0.95 U	--	--	--	--	--
N-Nitrosodiethylamine	ug/L	--	--	--	--	--	--	--	--
N-Nitrosodimethylamine	ug/L	--	--	--	--	--	--	--	--
N-Nitrosomethylethylamine	ug/L	--	--	--	--	--	--	--	--

APPENDIX G.3

GROUNDWATER QUALITY DATA
RFI REPORT
FORMER MANUAL TRANSMISSIONS OF MUNCIE FACILITY
MUNCIE, INDIANA

AOI		*AOI 35*	*AOI 35*	*AOI 35*	*AOI 35*	*AOI 35*	*AOI 35*	*AOI 35*	*AOI 35*
Sample Location		*MW-19*	*MW-19*	*MW-19*	*MW-19*	*MW-20*	*MW-20*	*MW-20*	*MW-20*
Sample Identification		*MW-19*	*GW-017324-010709-JP-007*	*GW-17324-120911-EM-040*	*GW-017324-050814-SM-043*	*MW-20*	*MW-20*	*MW-20*	*MW-20*
Sample Date		*10/1/1999*	*1/7/2009*	*12/9/2011*	*5/8/2014*	*1/1/1991*	*6/1/1994*	*3/20/1996*	*10/1/1998*
Sample Depth		*-*	*-*	*-*	*-*	*-*	*-*	*-*	*-*
Sample Depth									
	Units								
SVOCs (Continued)									
N-Nitrosomorpholine	ug/L	--	--	--	--	--	--	--	--
N-Nitrosopiperidine	ug/L	--	--	--	--	--	--	--	--
N-Nitrosopyrrolidine	ug/L	--	--	--	--	--	--	--	--
2,2'-Oxybis(1-chloropropane) (bis(2-Chloroisopropyl) ether)	ug/L	--	1.0 U	0.95 U	--	--	--	--	--
Pentachlorobenzene	ug/L	--	--	--	--	--	--	--	--
Pentachloroethane	ug/L	--	--	--	--	--	--	--	--
Pentachloronitrobenzene	ug/L	--	--	--	--	--	--	--	--
Pentachlorophenol	ug/L	--	5.0 U	4.8 U	--	--	--	--	--
Phenacetin	ug/L	--	--	--	--	--	--	--	--
Phenanthrene	ug/L	--	0.20 U	0.19 U	--	--	--	--	--
Phenol	ug/L	--	1.0 U	0.95 U	--	--	--	--	--
p-Phenylenediamine	ug/L	--	--	--	--	--	--	--	--
Phorate	ug/L	--	--	--	--	--	--	--	--
2-Picoline	ug/L	--	--	--	--	--	--	--	--
Pronamide	ug/L	--	--	--	--	--	--	--	--
Propionitrile (ethyl cyanide)	ug/L	--	--	--	--	--	--	--	--
Pyrene	ug/L	--	0.20 U	0.19 U	--	--	--	--	--
Pyridine	ug/L	--	--	--	--	--	--	--	--
Safrole	ug/L	--	--	--	--	--	--	--	--
1,2,4,5-Tetrachlorobenzene	ug/L	--	--	--	--	--	--	--	--
1,1,1,2-Tetrachloroethane	ug/L	--	--	--	--	--	--	--	--
2,3,4,6-Tetrachlorophenol	ug/L	--	--	--	--	--	--	--	--
Thionazin (O,O-diethyl-O-2-pyrazinyl phosphorothioate)	ug/L	--	--	--	--	--	--	--	--
o-Toluidine A	ug/L	--	--	--	--	--	--	--	--
5-Nitro-2-toluidine	ug/L	--	--	--	--	--	--	--	--
2,4,5-Trichlorophenol	ug/L	--	5.0 U	4.8 U	--	--	--	--	--
2,4,6-Trichlorophenol	ug/L	--	5.0 U	4.8 U	--	--	--	--	--
1,2,3-Trichloropropane	ug/L	--	--	--	--	--	--	--	--
0,0,0-Triethylphosphorothioate	ug/L	--	--	--	--	--	--	--	--
1,3,5-Trinitrobenzene	ug/L	--	--	--	--	--	--	--	--
PCBs									
Aroclor-1016 (PCB-1016)	ug/L	--	--	100 U	0.54 U	--	--	--	--
Aroclor-1221 (PCB-1221)	ug/L	--	--	100 U	0.54 U	--	--	--	--
Aroclor-1232 (PCB-1232)	ug/L	--	--	100 U	0.54 U	--	--	--	--
Aroclor-1242 (PCB-1242)	ug/L	--	--	100 U	0.54 U	--	--	--	--
Aroclor-1248 (PCB-1248)	ug/L	--	--	100 U	0.54 U	--	--	--	--
Aroclor-1254 (PCB-1254)	ug/L	--	--	100 U	0.54 U	--	--	--	--
Aroclor-1260 (PCB-1260)	ug/L	--	--	100 U	0.54 U	--	--	--	--
Total PCBs	ug/L	--	--	ND	ND	--	--	--	--
Total Petroleum Hydrocarbons (TPH)									
Total Petroleum Hydrocarbons - Purgeable (GRO)	ug/L	--	--	--	--	--	--	--	--

APPENDIX G.3

GROUNDWATER QUALITY DATA
RFI REPORT
FORMER MANUAL TRANSMISSIONS OF MUNCIE FACILITY
MUNCIE, INDIANA

AOI		*AOI 35*	*AOI 35*	*AOI 35*	*AOI 35*	*AOI 35*	*AOI 35*	*AOI 35*	*AOI 35*
Sample Location		*MW-19*	*MW-19*	*MW-19*	*MW-19*	*MW-20*	*MW-20*	*MW-20*	*MW-20*
Sample Identification		*MW-19*	*GW-017324-010709-JP-007*	*GW-17324-120911-EM-040*	*GW-017324-050814-SM-043*	*MW-20*	*MW-20*	*MW-20*	*MW-20*
Sample Date		*10/1/1999*	*1/7/2009*	*12/9/2011*	*5/8/2014*	*1/1/1991*	*6/1/1994*	*3/20/1996*	*10/1/1998*
Sample Depth		-	-	-	-	-	-	-	-
Sample Depth									
	Units								
Metals									
Aluminum	ug/L	--	--	370	--	--	--	--	--
Antimony	ug/L	--	--	10 U	--	--	--	--	--
Arsenic	ug/L	--	10.0 U	10 U	--	--	--	--	--
Arsenic (dissolved)	ug/L	--	10.0 U	--	--	--	--	--	--
Barium	ug/L	--	63.7 J	55 J	--	--	--	--	--
Barium (dissolved)	ug/L	--	59.6 J	--	--	--	--	--	--
Beryllium	ug/L	--	--	5.0 U	--	--	--	--	--
Cadmium	ug/L	--	5.0 U	2.0 U	--	--	--	--	--
Cadmium (dissolved)	ug/L	--	5.0 U	--	--	--	--	--	--
Calcium	ug/L	--	--	70000	--	--	--	--	--
Calcium (dissolved)	ug/L	--	--	--	--	--	--	--	--
Chromium	ug/L	--	2.2 J	5.0 U	--	--	--	--	--
Chromium (dissolved)	ug/L	--	10.0 U	--	--	--	--	--	--
Cobalt	ug/L	--	--	7.0 U	--	--	--	--	--
Copper	ug/L	--	--	25 U	--	--	--	--	--
Copper (dissolved)	ug/L	--	--	--	--	--	--	--	--
Iron	ug/L	--	--	400	--	--	--	--	--
Iron (dissolved)	ug/L	--	--	--	--	--	--	--	--
Lead	ug/L	--	3.0 U	3.0 U	--	--	--	--	--
Lead (dissolved)	ug/L	--	3.0 U	--	--	--	--	--	--
Magnesium	ug/L	--	--	21000	--	--	--	--	--
Magnesium (dissolved)	ug/L	--	--	--	--	--	--	--	--
Manganese	ug/L	--	--	23	--	--	--	--	--
Manganese (dissolved)	ug/L	--	--	--	--	--	--	--	--
Mercury	ug/L	--	0.20 U	0.20 U	--	--	--	--	--
Mercury (dissolved)	ug/L	--	0.20 U	--	--	--	--	--	--
Nickel	ug/L	--	--	40 U	--	--	--	--	--
Nickel (dissolved)	ug/L	--	--	--	--	--	--	--	--
Potassium	ug/L	--	--	950 J	--	--	--	--	--
Selenium	ug/L	--	5.0 U	5.0 U	--	--	--	--	--
Selenium (dissolved)	ug/L	--	5.0 U	--	--	--	--	--	--
Silver	ug/L	--	10.0 U	5.0 U	--	--	--	--	--
Silver (dissolved)	ug/L	--	10.0 U	--	--	--	--	--	--
Sodium	ug/L	--	--	12000	--	--	--	--	--
Thallium	ug/L	--	--	10 U	--	--	--	--	--
Vanadium	ug/L	--	--	7.0 U	--	--	--	--	--
Zinc	ug/L	--	--	50 U	--	--	--	--	--
Zinc (dissolved)	ug/L	--	--	--	--	--	--	--	--

APPENDIX G.3

GROUNDWATER QUALITY DATA
RFI REPORT
FORMER MANUAL TRANSMISSIONS OF MUNCIE FACILITY
MUNCIE, INDIANA

AOI		***AOI 35***	***AOI 35***	***AOI 35***	***AOI 35***	***AOI 35***	***AOI 35***	***AOI 35***	***AOI 35***
Sample Location		***MW-19***	***MW-19***	***MW-19***	***MW-19***	***MW-20***	***MW-20***	***MW-20***	***MW-20***
Sample Identification		***MW-19***	***GW-017324-010709-JP-007***	***GW-17324-120911-EM-040***	***GW-017324-050814-SM-043***	***MW-20***	***MW-20***	***MW-20***	***MW-20***
Sample Date		***10/1/1999***	***1/7/2009***	***12/9/2011***	***5/8/2014***	***1/1/1991***	***6/1/1994***	***3/20/1996***	***10/1/1998***
Sample Depth		***-***	***-***	***-***	***-***	***-***	***-***	***-***	***-***
Sample Depth									
	Units								
Gas									
Ethane	ug/L	--	--	--	--	--	--	--	--
Ethene	ug/L	--	--	--	--	--	--	--	--
Methane	ug/L	--	--	--	--	--	--	--	--
General Chemistry									
Alkalinity, bicarbonate	ug/L	--	--	--	--	--	--	--	--
Alkalinity, carbonate	ug/L	--	--	--	--	--	--	--	--
Bicarbonate (as CaCO3)	ug/L	--	--	--	--	--	--	--	--
Chloride	ug/L	--	--	--	--	--	--	--	--
Dissolved organic carbon (DOC)	ug/L	--	--	--	--	--	--	--	--
Hardness	ug/L	--	--	--	--	--	--	--	--
Hardness, carbonate	ug/L	--	--	--	--	--	--	--	--
Nitrate (as N)	ug/L	--	--	--	--	--	--	--	--
Nitrite (as N)	ug/L	--	--	--	--	--	--	--	--
pH	s.u.	--	--	--	--	--	--	--	--
Sulfate	ug/L	--	--	--	--	--	--	--	--
Sulfide	ug/L	--	--	--	--	--	--	--	--
Total dissolved solids (TDS)	ug/L	--	--	--	--	--	--	--	--
Total organic carbon (TOC)	ug/L	--	--	--	--	--	--	--	--

Notes
ug/L - Micrograms per litre
"-" - No value
U - Not detected at the associated reporting limit
J - Estimated concentration
UJ - Not detected; associated reporting limit is estimated
R - Rejected
s.u. - Standard units
nc - No criteria
ND - Non Detect (calculation)
BOLD[abc] Concentration exceeds associated screening level
IDEM Appendix A: Screening Levels Remedation Closure Guide - March 25, 2014
a - Exceeds IDEM residential tap screening levels
b - Exceeds IDEM residential vapor exposure screening levels
c - Exceeds IDEM commercial/industrial vapor screening levels

APPENDIX G.3

GROUNDWATER QUALITY DATA
RFI REPORT
FORMER MANUAL TRANSMISSIONS OF MUNCIE FACILITY
MUNCIE, INDIANA

AOI		*AOI 35*	*AOI 35*	*AOI 35*	*AOI 35*	*AOI 35*	*AOI 35*
Sample Location		***MW-20***	***MW-20***	***MW-20***	***MW-20***	***MW-20***	***MW-20***
Sample Identification		***MW-20***	***MW-20***	***GW-17330-101002-EH-027***	***GW-17330-101002-EH-035***	***GW-072204-MR-023***	***GW-017330-042905-TP-035***
Sample Date		***4/1/1999***	***6/1/2001***	***10/10/2002***	***10/10/2002***	***7/22/2004***	***4/29/2005***
Sample Depth		-	-	-	-	-	-
Sample Depth							
	Units						
Volatile Organic Compounds (VOCs)							
Acetone	ug/L	U	U	25 UJ	25 UJ	10 U	10 U
Benzene	ug/L	U	U	1.0 U	1.0 U	1.0 U	1.0 U
Bromodichloromethane	ug/L	U	U	1.0 U	1.0 U	1.0 U	1.0 U
Bromoform	ug/L	--	--	1.0 U	1.0 U	1.0 U	1.0 U
Bromomethane (Methyl bromide)	ug/L	--	--	1.0 U	1.0 U	1.0 U	1.0 U
2-Butanone (Methyl ethyl ketone) (MEK)	ug/L	U	U	25 U	25 UJ	10 U	10 U
Carbon disulfide	ug/L	--	--	5.0 U	5.0 U	1.0 U	1.0 U
Carbon tetrachloride	ug/L	--	--	1.0 U	1.0 U	1.0 U	1.0 U
Chlorobenzene	ug/L	U	U	1.0 U	1.0 U	1.0 U	1.0 U
Chloroethane	ug/L	U	U	1.0 U	1.0 U	1.0 U	1.0 U
2-Chloroethyl vinyl ether	ug/L	U	U	--	--	--	--
Chloroform (Trichloromethane)	ug/L	U	U	1.0 U	1.0 U	1.0 U	1.0 U
Chloromethane (Methyl chloride)	ug/L	U	U	1.0 U	1.0 U	0.16 J	1.0 U
Cyclohexane	ug/L	--	--	1.0 U	1.0 U	1.0 U	1.0 U
1,2-Dibromo-3-chloropropane (DBCP)	ug/L	--	--	1.0 U	1.0 U	2.0 U	2.0 U
Dibromochloromethane	ug/L	--	U	1.0 U	1.0 U	1.0 U	1.0 U
1,2-Dibromoethane (Ethylene dibromide)	ug/L	--	--	1.0 U	1.0 U	1.0 U	1.0 U
1,2-Dichlorobenzene	ug/L	--	--	1.0 U	1.0 U	1.0 U	1.0 U
1,3-Dichlorobenzene	ug/L	--	--	1.0 U	1.0 U	1.0 U	1.0 U
1,4-Dichlorobenzene	ug/L	--	--	1.0 U	1.0 U	1.0 U	1.0 U
Dichlorodifluoromethane (CFC-12)	ug/L	--	--	1.0 U	1.0 U	1.0 U	1.0 U
1,1-Dichloroethane	ug/L	U	U	1.0 U	1.0 U	1.0 U	1.0 U
1,2-Dichloroethane	ug/L	U	U	1.0 U	1.0 U	1.0 U	1.0 U
1,2-Dichloroethene (total)	ug/L	U	U	--	--	--	--
1,1-Dichloroethene	ug/L	U	U	1.0 U	1.0 U	1.0 U	1.0 U
cis-1,2-Dichloroethene	ug/L	U	U	1.0 U	1.0 U	1.0 U	0.32 J
trans-1,2-Dichloroethene	ug/L	U	U	1.0 U	1.0 U	1.0 U	0.24 J
1,2-Dichloropropane	ug/L	--	--	1.0 U	1.0 U	1.0 U	1.0 U
cis-1,3-Dichloropropene	ug/L	--	--	1.0 U	1.0 U	1.0 U	1.0 U
trans-1,3-Dichloropropene	ug/L	--	--	1.0 U	1.0 U	1.0 U	1.0 U
Ethylbenzene	ug/L	U	U	1.0 U	1.0 U	1.0 U	1.0 U
2-Hexanone	ug/L	U	U	50 UJ	50 UJ	10 U	10 U
Isopropyl benzene	ug/L	--	--	5.0 U	5.0 U	1.0 U	1.0 U
Methyl acetate	ug/L	--	--	10 U	10 U	10 U	10 U
Methyl cyclohexane	ug/L	--	--	1.0 U	1.0 U	1.0 U	1.0 U
Methyl tert butyl ether (MTBE)	ug/L	--	--	5.0 U	5.0 U	5.0 U	5.0 U
4-Methyl-2-pentanone (Methyl isobutyl ketone) (MIBK)	ug/L	--	--	50 U	50 U	10 U	10 U
Methylene chloride	ug/L	U	U	5.0 U	5.0 U	1.0 U	1.0 U
Styrene	ug/L	--	--	1.0 U	1.0 U	1.0 U	1.0 U
VOCs (Continued)							

APPENDIX G.3

GROUNDWATER QUALITY DATA
RFI REPORT
FORMER MANUAL TRANSMISSIONS OF MUNCIE FACILITY
MUNCIE, INDIANA

AOI		*AOI 35*	*AOI 35*	*AOI 35*	*AOI 35*	*AOI 35*	*AOI 35*
Sample Location		***MW-20***	***MW-20***	***MW-20***	***MW-20***	***MW-20***	***MW-20***
Sample Identification		***MW-20***	***MW-20***	***GW-17330-101002-EH-027***	***GW-17330-101002-EH-035***	***GW-072204-MR-023***	***GW-017330-042905-TP-035***
Sample Date		***4/1/1999***	***6/1/2001***	***10/10/2002***	***10/10/2002***	***7/22/2004***	***4/29/2005***
Sample Depth		***-***	***-***	***-***	***-***	***-***	***-***
Sample Depth							
	Units						
1,1,2,2-Tetrachloroethane	ug/L	--	--	1.0 U	1.0 U	1.0 U	1.0 U
Tetrachloroethene	ug/L	U	U	1.0 U	1.0 U	1.0 U	1.0 U
Toluene	ug/L	U	U	1.0 U	1.0 U	1.0 U	1.0 U
1,2,4-Trichlorobenzene	ug/L	--	--	5.0 U	5.0 U	1.0 U	1.0 U
1,1,1-Trichloroethane	ug/L	U	U	1.0 U	1.0 U	1.0 U	1.0 U
1,1,2-Trichloroethane	ug/L	--	--	1.0 U	1.0 U	1.0 U	1.0 U
Trichloroethene	ug/L	U	U	1.0 U	1.0 U	0.28 J	3.3
Trichlorofluoromethane (CFC-11)	ug/L	--	--	1.0 U	1.0 U	1.0 U	1.0 U
Trifluorotrichloroethane (Freon 113)	ug/L	--	--	1.0 U	1.0 U	1.0 U	1.0 U
Vinyl acetate	ug/L	--	--	--	--	--	--
Vinyl chloride	ug/L	U	U	1.0 U	1.0 U	1.0 U	1.0 U
Xylenes (total)	ug/L	U	U	3.0 U	3.0 U	2.0 U	2.0 U
Semi-Volatile Organic Compounds (SVOCs)							
Acenaphthene	ug/L	--	--	--	--	--	--
Acenaphthylene	ug/L	--	--	--	--	--	--
Acetonitrile	ug/L	--	--	--	--	--	--
Acetophenone	ug/L	--	--	--	--	--	--
2-Acetylaminofluorene	ug/L	--	--	--	--	--	--
Acrolein	ug/L	--	--	--	--	--	--
Acrylonitrile	ug/L	--	--	--	--	--	--
Allyl chloride	ug/L	--	--	--	--	--	--
4-Aminobiphenyl	ug/L	--	--	--	--	--	--
Aniline	ug/L	--	--	--	--	--	--
Anthracene	ug/L	--	--	--	--	--	--
Aramite	ug/L	--	--	--	--	--	--
Atrazine	ug/L	--	--	--	--	--	--
Benzaldehyde	ug/L	--	--	--	--	--	--
Benzidine	ug/L	--	--	--	--	--	--
Benzo(a)anthracene	ug/L	--	--	--	--	--	--
Benzo(a)pyrene	ug/L	--	--	--	--	--	--
Benzo(b)fluoranthene	ug/L	--	--	--	--	--	--
Benzo(g,h,i)perylene	ug/L	--	--	--	--	--	--
Benzo(k)fluoranthene	ug/L	--	--	--	--	--	--
Benzoic acid	ug/L	--	--	--	--	--	--
Benzyl alcohol	ug/L	--	--	--	--	--	--
Biphenyl (1,1-Biphenyl)	ug/L	--	--	--	--	--	--
4-Bromophenyl phenyl ether	ug/L	--	--	--	--	--	--
Butyl benzylphthalate (BBP)	ug/L	--	--	--	--	--	--
Caprolactam	ug/L	--	--	--	--	--	--
Carbazole	ug/L	--	--	--	--	--	--
4-Chloro-3-methylphenol	ug/L	--	--	--	--	--	--
4-Chloroaniline	ug/L	--	--	--	--	--	--
Chlorobenzilate	ug/L	--	--	--	--	--	--
bis(2-Chloroethoxy)methane	ug/L	--	--	--	--	--	--
bis(2-Chloroethyl)ether	ug/L	--	--	--	--	--	--

APPENDIX G.3

GROUNDWATER QUALITY DATA
RFI REPORT
FORMER MANUAL TRANSMISSIONS OF MUNCIE FACILITY
MUNCIE, INDIANA

AOI		*AOI 35*	*AOI 35*	*AOI 35*	*AOI 35*	*AOI 35*	*AOI 35*
Sample Location		*MW-20*	*MW-20*	*MW-20*	*MW-20*	*MW-20*	*MW-20*
Sample Identification		*MW-20*	*MW-20*	*GW-17330-101002-EH-027*	*GW-17330-101002-EH-035*	*GW-072204-MR-023*	*GW-017330-042905-TP-035*
Sample Date		*4/1/1999*	*6/1/2001*	*10/10/2002*	*10/10/2002*	*7/22/2004*	*4/29/2005*
Sample Depth		*-*	*-*	*-*	*-*	*-*	*-*
Sample Depth							
	Units						
2-Chloronaphthalene	ug/L	--	--	--	--	--	--
2-Chlorophenol	ug/L	--	--	--	--	--	--
4-Chlorophenyl phenyl ether	ug/L	--	--	--	--	--	--
Chloroprene	ug/L	--	--	--	--	--	--
Chrysene	ug/L	--	--	--	--	--	--
Cresol isomers	ug/L	--	--	--	--	--	--
Diallate	ug/L	--	--	--	--	--	--
Dibenz(a,h)anthracene	ug/L	--	--	--	--	--	--
Dibenzofuran	ug/L	--	--	--	--	--	--
Dibromochloromethane	ug/L	U	--	--	--	--	--
Dibromomethane	ug/L	--	--	--	--	--	--
trans-1,4-Dichloro-2-butene	ug/L	--	--	--	--	--	--
3,3'-Dichlorobenzidine	ug/L	--	--	--	--	--	--
2,4-Dichlorophenol	ug/L	--	--	--	--	--	--
2,6-Dichlorophenol	ug/L	--	--	--	--	--	--
Diethyl phthalate	ug/L	--	--	--	--	--	--
Dimethoate	ug/L	--	--	--	--	--	--
Dimethyl phthalate	ug/L	--	--	--	--	--	--
p-Dimethylaminoazobenzene A	ug/L	--	--	--	--	--	--
7,12-Dimethylbenz(a)anthracene	ug/L	--	--	--	--	--	--
3,3-Dimethylbenzidine	ug/L	--	--	--	--	--	--
a,a-Dimethylphenethylamine	ug/L	--	--	--	--	--	--
2,4-Dimethylphenol	ug/L	--	--	--	--	--	--
Di-n-butylphthalate (DBP)	ug/L	--	--	--	--	--	--
4,6-Dinitro-2-methylphenol	ug/L	--	--	--	--	--	--
Dinitrobenzene, NOS	ug/L	--	--	--	--	--	--
2,4-Dinitrophenol	ug/L	--	--	--	--	--	--
2,4-Dinitrotoluene	ug/L	--	--	--	--	--	--
2,6-Dinitrotoluene	ug/L	--	--	--	--	--	--
Di-n-octyl phthalate (DnOP)	ug/L	--	--	--	--	--	--
1,4-Dioxane	ug/L	--	--	--	--	--	--
Diphenylamine	ug/L	--	--	--	--	--	--
1,2-Diphenylhydrazine	ug/L	--	--	--	--	--	--
Disulfoton	ug/L	--	--	--	--	--	--

APPENDIX G.3

GROUNDWATER QUALITY DATA
RFI REPORT
FORMER MANUAL TRANSMISSIONS OF MUNCIE FACILITY
MUNCIE, INDIANA

AOI		*AOI 35*	*AOI 35*	*AOI 35*	*AOI 35*	*AOI 35*	*AOI 35*
Sample Location		*MW-20*	*MW-20*	*MW-20*	*MW-20*	*MW-20*	*MW-20*
Sample Identification		*MW-20*	*MW-20*	*GW-17330-101002-EH-027*	*GW-17330-101002-EH-035*	*GW-072204-MR-023*	*GW-017330-042905-TP-035*
Sample Date		*4/1/1999*	*6/1/2001*	*10/10/2002*	*10/10/2002*	*7/22/2004*	*4/29/2005*
Sample Depth		*-*	*-*	*-*	*-*	*-*	*-*
Sample Depth							
	Units						
SVOCs (Continued)							
Ethyl methacrylate	ug/L	--	--	--	--	--	--
Ethyl methanesulfonate	ug/L	--	--	--	--	--	--
bis(2-Ethylhexyl)phthalate (DEHP)	ug/L	--	--	--	--	--	--
Famphur	ug/L	--	--	--	--	--	--
Fluoranthene	ug/L	--	--	--	--	--	--
Fluorene	ug/L	--	--	--	--	--	--
Hexachlorobenzene	ug/L	--	--	--	--	--	--
Hexachlorobutadiene	ug/L	--	--	--	--	--	--
Hexachlorocyclopentadiene	ug/L	--	--	--	--	--	--
Hexachloroethane	ug/L	--	--	--	--	--	--
Hexachlorophene A	ug/L	--	--	--	--	--	--
Hexachloropropene	ug/L	--	--	--	--	--	--
Indeno(1,2,3-cd)pyrene	ug/L	--	--	--	--	--	--
Iodomethane	ug/L	--	--	--	--	--	--
Isodrin	ug/L	--	--	--	--	--	--
Isophorone	ug/L	--	--	--	--	--	--
Isosafrole	ug/L	--	--	--	--	--	--
Kepone	ug/L	--	--	--	--	--	--
Methapyrilene	ug/L	--	--	--	--	--	--
Methyl acrylonitrile	ug/L	--	--	--	--	--	--
Methyl methacrylate	ug/L	--	--	--	--	--	--
Methyl methanesulfonate	ug/L	--	--	--	--	--	--
Methyl parathion	ug/L	--	--	--	--	--	--
3-Methylcholanthrene	ug/L	--	--	--	--	--	--
2-Methylnaphthalene	ug/L	--	--	--	--	--	--
2-Methylphenol	ug/L	--	--	--	--	--	--
3&4-Methylphenol	ug/L	--	--	--	--	--	--
4-Methylphenol	ug/L	--	--	--	--	--	--
Naphthalene	ug/L	--	--	--	--	--	--
1,4-Naphthoquinone	ug/L	--	--	--	--	--	--
1-Naphthylamine	ug/L	--	--	--	--	--	--
2-Naphthylamine	ug/L	--	--	--	--	--	--
2-Nitroaniline	ug/L	--	--	--	--	--	--
3-Nitroaniline	ug/L	--	--	--	--	--	--
4-Nitroaniline	ug/L	--	--	--	--	--	--
Nitrobenzene	ug/L	--	--	--	--	--	--
2-Nitrophenol	ug/L	--	--	--	--	--	--
4-Nitrophenol	ug/L	--	--	--	--	--	--
4-Nitroquinoline-N-oxide	ug/L	--	--	--	--	--	--
N-Nitrosodi-n-butylamine	ug/L	--	--	--	--	--	--
N-Nitrosodi-n-propylamine	ug/L	--	--	--	--	--	--
N-Nitrosodiphenylamine	ug/L	--	--	--	--	--	--
N-Nitrosodiethylamine	ug/L	--	--	--	--	--	--
N-Nitrosodimethylamine	ug/L	--	--	--	--	--	--
N-Nitrosomethylethylamine	ug/L	--	--	--	--	--	--

APPENDIX G.3

GROUNDWATER QUALITY DATA
RFI REPORT
FORMER MANUAL TRANSMISSIONS OF MUNCIE FACILITY
MUNCIE, INDIANA

AOI		*AOI 35*	*AOI 35*	*AOI 35*	*AOI 35*	*AOI 35*	*AOI 35*
Sample Location		*MW-20*	*MW-20*	*MW-20*	*MW-20*	*MW-20*	*MW-20*
Sample Identification		*MW-20*	*MW-20*	*GW-17330-101002-EH-027*	*GW-17330-101002-EH-035*	*GW-072204-MR-023*	*GW-017330-042905-TP-035*
Sample Date		*4/1/1999*	*6/1/2001*	*10/10/2002*	*10/10/2002*	*7/22/2004*	*4/29/2005*
Sample Depth		*-*	*-*	*-*	*-*	*-*	*-*
Sample Depth							
	Units						
SVOCs (Continued)							
N-Nitrosomorpholine	ug/L	--	--	--	--	--	--
N-Nitrosopiperidine	ug/L	--	--	--	--	--	--
N-Nitrosopyrrolidine	ug/L	--	--	--	--	--	--
2,2'-Oxybis(1-chloropropane) (bis(2-Chloroisopropyl) ether)	ug/L	--	--	--	--	--	--
Pentachlorobenzene	ug/L	--	--	--	--	--	--
Pentachloroethane	ug/L	--	--	--	--	--	--
Pentachloronitrobenzene	ug/L	--	--	--	--	--	--
Pentachlorophenol	ug/L	--	--	--	--	--	--
Phenacetin	ug/L	--	--	--	--	--	--
Phenanthrene	ug/L	--	--	--	--	--	--
Phenol	ug/L	--	--	--	--	--	--
p-Phenylenediamine	ug/L	--	--	--	--	--	--
Phorate	ug/L	--	--	--	--	--	--
2-Picoline	ug/L	--	--	--	--	--	--
Pronamide	ug/L	--	--	--	--	--	--
Propionitrile (ethyl cyanide)	ug/L	--	--	--	--	--	--
Pyrene	ug/L	--	--	--	--	--	--
Pyridine	ug/L	--	--	--	--	--	--
Safrole	ug/L	--	--	--	--	--	--
1,2,4,5-Tetrachlorobenzene	ug/L	--	--	--	--	--	--
1,1,1,2-Tetrachloroethane	ug/L	--	--	--	--	--	--
2,3,4,6-Tetrachlorophenol	ug/L	--	--	--	--	--	--
Thionazin (O,O-diethyl-O-2-pyrazinyl phosphorothioate)	ug/L	--	--	--	--	--	--
o-Toluidine A	ug/L	--	--	--	--	--	--
5-Nitro-2-toluidine	ug/L	--	--	--	--	--	--
2,4,5-Trichlorophenol	ug/L	--	--	--	--	--	--
2,4,6-Trichlorophenol	ug/L	--	--	--	--	--	--
1,2,3-Trichloropropane	ug/L	--	--	--	--	--	--
0,0,0-Triethylphosphorothioate	ug/L	--	--	--	--	--	--
1,3,5-Trinitrobenzene	ug/L	--	--	--	--	--	--
PCBs							
Aroclor-1016 (PCB-1016)	ug/L	--	--	--	--	--	--
Aroclor-1221 (PCB-1221)	ug/L	--	--	--	--	--	--
Aroclor-1232 (PCB-1232)	ug/L	--	--	--	--	--	--
Aroclor-1242 (PCB-1242)	ug/L	--	--	--	--	--	--
Aroclor-1248 (PCB-1248)	ug/L	--	--	--	--	--	--
Aroclor-1254 (PCB-1254)	ug/L	--	--	--	--	--	--
Aroclor-1260 (PCB-1260)	ug/L	--	--	--	--	--	--
Total PCBs	ug/L	--	--	--	--	--	--
Total Petroleum Hydrocarbons (TPH)							
Total Petroleum Hydrocarbons - Purgeable (GRO)	ug/L	--	--	--	--	--	--

APPENDIX G.3

GROUNDWATER QUALITY DATA
RFI REPORT
FORMER MANUAL TRANSMISSIONS OF MUNCIE FACILITY
MUNCIE, INDIANA

AOI		*AOI 35*	*AOI 35*	*AOI 35*	*AOI 35*	*AOI 35*	*AOI 35*
Sample Location		***MW-20***	***MW-20***	***MW-20***	***MW-20***	***MW-20***	***MW-20***
Sample Identification		***MW-20***	***MW-20***	***GW-17330-101002-EH-027***	***GW-17330-101002-EH-035***	***GW-072204-MR-023***	***GW-017330-042905-TP-035***
Sample Date		***4/1/1999***	***6/1/2001***	***10/10/2002***	***10/10/2002***	***7/22/2004***	***4/29/2005***
Sample Depth		***-***	***-***	***-***	***-***	***-***	***-***
Sample Depth							
	Units						
Metals							
Aluminum	ug/L	--	--	--	--	--	--
Antimony	ug/L	--	--	--	--	--	--
Arsenic	ug/L	--	--	--	--	--	--
Arsenic (dissolved)	ug/L	--	--	--	--	--	--
Barium	ug/L	--	--	--	--	--	--
Barium (dissolved)	ug/L	--	--	--	--	--	--
Beryllium	ug/L	--	--	--	--	--	--
Cadmium	ug/L	--	--	--	--	--	--
Cadmium (dissolved)	ug/L	--	--	--	--	--	--
Calcium	ug/L	--	--	--	--	--	--
Calcium (dissolved)	ug/L	--	--	--	--	158000	--
Chromium	ug/L	--	--	--	--	--	--
Chromium (dissolved)	ug/L	--	--	--	--	--	--
Cobalt	ug/L	--	--	--	--	--	--
Copper	ug/L	--	--	--	--	--	--
Copper (dissolved)	ug/L	--	--	--	--	--	--
Iron	ug/L	--	--	--	--	--	--
Iron (dissolved)	ug/L	--	--	--	--	--	--
Lead	ug/L	--	--	--	--	--	--
Lead (dissolved)	ug/L	--	--	--	--	--	--
Magnesium	ug/L	--	--	--	--	--	--
Magnesium (dissolved)	ug/L	--	--	--	--	51300	--
Manganese	ug/L	--	--	--	--	--	--
Manganese (dissolved)	ug/L	--	--	--	--	44	--
Mercury	ug/L	--	--	--	--	--	--
Mercury (dissolved)	ug/L	--	--	--	--	--	--
Nickel	ug/L	--	--	--	--	--	--
Nickel (dissolved)	ug/L	--	--	--	--	--	--
Potassium	ug/L	--	--	--	--	--	--
Selenium	ug/L	--	--	--	--	--	--
Selenium (dissolved)	ug/L	--	--	--	--	--	--
Silver	ug/L	--	--	--	--	--	--
Silver (dissolved)	ug/L	--	--	--	--	--	--
Sodium	ug/L	--	--	--	--	--	--
Thallium	ug/L	--	--	--	--	--	--
Vanadium	ug/L	--	--	--	--	--	--
Zinc	ug/L	--	--	--	--	--	--
Zinc (dissolved)	ug/L	--	--	--	--	--	--

APPENDIX G.3

GROUNDWATER QUALITY DATA
RFI REPORT
FORMER MANUAL TRANSMISSIONS OF MUNCIE FACILITY
MUNCIE, INDIANA

AOI		***AOI 35***	***AOI 35***	***AOI 35***	***AOI 35***	***AOI 35***	***AOI 35***
Sample Location		***MW-20***	***MW-20***	***MW-20***	***MW-20***	***MW-20***	***MW-20***
Sample Identification		***MW-20***	***MW-20***	***GW-17330-101002-EH-027***	***GW-17330-101002-EH-035***	***GW-072204-MR-023***	***GW-017330-042905-TP-035***
Sample Date		***4/1/1999***	***6/1/2001***	***10/10/2002***	***10/10/2002***	***7/22/2004***	***4/29/2005***
Sample Depth		***-***	***-***	***-***	***-***	***-***	***-***
Sample Depth							
	Units						
Gas							
Ethane	ug/L	--	--	--	--	0.50 U	--
Ethene	ug/L	--	--	--	--	0.50 U	--
Methane	ug/L	--	--	--	--	0.17 J	--
General Chemistry							
Alkalinity, bicarbonate	ug/L	--	--	--	--	380000	--
Alkalinity, carbonate	ug/L	--	--	--	--	5000 U	--
Bicarbonate (as CaCO3)	ug/L	--	--	--	--	--	--
Chloride	ug/L	--	--	--	--	454000	--
Dissolved organic carbon (DOC)	ug/L	--	--	--	--	2000	--
Hardness	ug/L	--	--	--	--	605000	--
Hardness, carbonate	ug/L	--	--	--	--	--	--
Nitrate (as N)	ug/L	--	--	--	--	1100	--
Nitrite (as N)	ug/L	--	--	--	--	290	--
pH	s.u.	--	--	--	--	--	--
Sulfate	ug/L	--	--	--	--	72500	--
Sulfide	ug/L	--	--	--	--	--	--
Total dissolved solids (TDS)	ug/L	--	--	--	--	--	--
Total organic carbon (TOC)	ug/L	--	--	--	--	--	--

Notes

ug/L - Micrograms per litre
"-" - No value
U - Not detected at the associated reporting limit
J - Estimated concentration
UJ - Not detected; associated reporting limit is estimated
R - Rejected
s.u. - Standard units
nc - No criteria
ND - Non Detect (calculation)
BOLD[abc] Concentration exceeds associated screening level
IDEM Appendix A: Screening Levels Remedation Closure Guide - March 25, 2014
a - Exceeds IDEM residential tap screening levels
b - Exceeds IDEM residential vapor exposure screening levels
c - Exceeds IDEM commercial/industrial vapor screening levels

APPENDIX G.3

GROUNDWATER QUALITY DATA
RFI REPORT
FORMER MANUAL TRANSMISSIONS OF MUNCIE FACILITY
MUNCIE, INDIANA

AOI		*AOI 35*	*AOI 35*	*AOI 35*	*AOI 35*	*AOI 35*
Sample Location		*MW-20*	*MW-20*	*MW-20*	*MW-20*	*MW-20*
Sample Identification		*GW-017330-102005-TP-025*	*GW-017330-051106-PK-028*	*GW-017324-010709-JP-006*	*GW-17324-030210-GL-002*	*GW-17324-120911-EM-043*
Sample Date		*10/20/2005*	*5/11/2006*	*1/7/2009*	*3/2/2010*	*12/9/2011*
Sample Depth		-	-	-	-	-
Sample Depth						
	Units					
Volatile Organic Compounds (VOCs)						
Acetone	ug/L	17 UJ	10 U	10 U	--	10 U
Benzene	ug/L	1.7 U	1 U	1.0 U	--	1.0 U
Bromodichloromethane	ug/L	1.7 U	1 U	1.0 U	--	1.0 U
Bromoform	ug/L	1.7 UJ	1 U	1.0 U	--	1.0 U
Bromomethane (Methyl bromide)	ug/L	1.7 UJ	1 U	1.0 U	--	1.0 U
2-Butanone (Methyl ethyl ketone) (MEK)	ug/L	17 U	10 U	10 U	--	10 U
Carbon disulfide	ug/L	1.7 U	1 U	1.0 U	--	1.0 U
Carbon tetrachloride	ug/L	1.7 U	1 U	1.0 U	--	1.0 U
Chlorobenzene	ug/L	1.7 U	1 U	1.0 U	--	1.0 U
Chloroethane	ug/L	1.7 U	1 U	1.0 U	--	1.0 U
2-Chloroethyl vinyl ether	ug/L	--	--	--	--	--
Chloroform (Trichloromethane)	ug/L	1.7 U	1 U	1.0 U	--	1.0 U
Chloromethane (Methyl chloride)	ug/L	1.7 UJ	1 U	1.0 U	--	1.0 U
Cyclohexane	ug/L	1.7 U	--	1.0 U	--	1.0 U
1,2-Dibromo-3-chloropropane (DBCP)	ug/L	3.3 UJ	--	2.0 U	--	2.0 U
Dibromochloromethane	ug/L	1.7 UJ	1 U	1.0 U	--	1.0 U
1,2-Dibromoethane (Ethylene dibromide)	ug/L	1.7 UJ	--	1.0 U	--	1.0 U
1,2-Dichlorobenzene	ug/L	1.7 U	--	1.0 U	--	1.0 U
1,3-Dichlorobenzene	ug/L	1.7 U	--	1.0 U	--	1.0 U
1,4-Dichlorobenzene	ug/L	1.7 U	--	1.0 U	--	1.0 U
Dichlorodifluoromethane (CFC-12)	ug/L	1.7 U	--	1.0 U	--	1.0 U
1,1-Dichloroethane	ug/L	1.7 U	1 U	1.0 U	--	1.0 U
1,2-Dichloroethane	ug/L	1.7 U	1 U	1.0 U	--	1.0 U
1,2-Dichloroethene (total)	ug/L	--	--	--	--	--
1,1-Dichloroethene	ug/L	1.7 U	1 U	1.0 U	--	1.0 U
cis-1,2-Dichloroethene	ug/L	0.63 J	1 U	1.0 U	--	1.0 U
trans-1,2-Dichloroethene	ug/L	1.7 U	1 U	1.0 U	--	1.0 U
1,2-Dichloropropane	ug/L	1.7 U	1 U	1.0 U	--	1.0 U
cis-1,3-Dichloropropene	ug/L	1.7 U	1 U	1.0 U	--	1.0 U
trans-1,3-Dichloropropene	ug/L	1.7 UJ	1 U	1.0 U	--	1.0 U
Ethylbenzene	ug/L	1.7 U	1 U	1.0 U	--	1.0 U
2-Hexanone	ug/L	17 U	10 U	10 U	--	10 U
Isopropyl benzene	ug/L	1.7 U	--	1.0 U	--	1.0 U
Methyl acetate	ug/L	17 U	--	10 U	--	10 U
Methyl cyclohexane	ug/L	1.7 U	--	1.0 U	--	1.0 U
Methyl tert butyl ether (MTBE)	ug/L	8.4 U	--	5.0 U	--	5.0 U
4-Methyl-2-pentanone (Methyl isobutyl ketone) (MIBK)	ug/L	17 U	10 U	10 U	--	10 U
Methylene chloride	ug/L	1.7 UJ	1 UJ	1.0 U	--	1.0 U
Styrene	ug/L	1.7 U	1 U	1.0 U	--	1.0 U
VOCs (Continued)						

APPENDIX G.3

GROUNDWATER QUALITY DATA
RFI REPORT
FORMER MANUAL TRANSMISSIONS OF MUNCIE FACILITY
MUNCIE, INDIANA

AOI		*AOI 35*	*AOI 35*	*AOI 35*	*AOI 35*	*AOI 35*
Sample Location		***MW-20***	***MW-20***	***MW-20***	***MW-20***	***MW-20***
Sample Identification		***GW-017330-102005-TP-025***	***GW-017330-051106-PK-028***	***GW-017324-010709-JP-006***	***GW-17324-030210-GL-002***	***GW-17324-120911-EM-043***
Sample Date		***10/20/2005***	***5/11/2006***	***1/7/2009***	***3/2/2010***	***12/9/2011***
Sample Depth		-	-	-	-	-
Sample Depth						
	Units					
1,1,2,2-Tetrachloroethane	ug/L	1.7 U	1 U	1.0 U	--	1.0 U
Tetrachloroethene	ug/L	**120[ab]**	1 U	1.0 U	--	1.0 U
Toluene	ug/L	1.7 U	1 U	1.0 U	--	1.0 U
1,2,4-Trichlorobenzene	ug/L	1.7 U	--	1.0 U	--	1.0 U
1,1,1-Trichloroethane	ug/L	1.7 U	1 U	1.0 U	--	1.0 U
1,1,2-Trichloroethane	ug/L	1.7 U	1 U	1.0 U	--	1.0 U
Trichloroethene	ug/L	3.7	1.2	1.0 U	--	**6.0[a]**
Trichlorofluoromethane (CFC-11)	ug/L	1.7 U	--	1.0 U	--	1.0 U
Trifluorotrichloroethane (Freon 113)	ug/L	1.7 U	--	1.0 U	--	1.0 U
Vinyl acetate	ug/L	--	--	--	--	--
Vinyl chloride	ug/L	1.7 U	1 U	1.0 U	--	1.0 U
Xylenes (total)	ug/L	3.3 U	2 U	2.0 U	--	2.0 U
Semi-Volatile Organic Compounds (SVOCs)						
Acenaphthene	ug/L	--	0.2 U	0.20 U	--	--
Acenaphthylene	ug/L	--	0.2 U	0.20 U	--	--
Acetonitrile	ug/L	--	--	--	--	--
Acetophenone	ug/L	--	1 U	1.0 U	--	--
2-Acetylaminofluorene	ug/L	--	--	--	--	--
Acrolein	ug/L	--	--	--	--	--
Acrylonitrile	ug/L	--	--	--	--	--
Allyl chloride	ug/L	--	--	--	--	--
4-Aminobiphenyl	ug/L	--	--	--	--	--
Aniline	ug/L	--	--	--	--	--
Anthracene	ug/L	--	0.2 U	0.20 U	--	--
Aramite	ug/L	--	--	--	--	--
Atrazine	ug/L	--	1 U	1.0 U	--	--
Benzaldehyde	ug/L	--	1 U	1.0 U	--	--
Benzidine	ug/L	--	--	--	--	--
Benzo(a)anthracene	ug/L	--	0.2 U	0.20 U	--	--
Benzo(a)pyrene	ug/L	--	0.2 U	0.20 U	--	--
Benzo(b)fluoranthene	ug/L	--	0.2 U	0.20 U	--	--
Benzo(g,h,i)perylene	ug/L	--	0.2 U	0.20 U	--	--
Benzo(k)fluoranthene	ug/L	--	0.2 U	0.20 U	--	--
Benzoic acid	ug/L	--	--	--	--	--
Benzyl alcohol	ug/L	--	--	--	--	--
Biphenyl (1,1-Biphenyl)	ug/L	--	1 U	1.0 U	--	--
4-Bromophenyl phenyl ether	ug/L	--	2 U	2.0 U	--	--
Butyl benzylphthalate (BBP)	ug/L	--	1 U	1.0 U	--	--
Caprolactam	ug/L	--	5 U	5.0 U	--	--
Carbazole	ug/L	--	1 U	1.0 U	--	--
4-Chloro-3-methylphenol	ug/L	--	2 U	2.0 U	--	--
4-Chloroaniline	ug/L	--	2 U	2.0 U	--	--
Chlorobenzilate	ug/L	--	--	--	--	--
bis(2-Chloroethoxy)methane	ug/L	--	1 U	1.0 U	--	--
bis(2-Chloroethyl)ether	ug/L	--	1 U	1.0 U	--	--

APPENDIX G.3

GROUNDWATER QUALITY DATA
RFI REPORT
FORMER MANUAL TRANSMISSIONS OF MUNCIE FACILITY
MUNCIE, INDIANA

AOI		*AOI 35*	*AOI 35*	*AOI 35*	*AOI 35*	*AOI 35*
Sample Location		*MW-20*	*MW-20*	*MW-20*	*MW-20*	*MW-20*
Sample Identification		*GW-017330-102005-TP-025*	*GW-017330-051106-PK-028*	*GW-017324-010709-JP-006*	*GW-17324-030210-GL-002*	*GW-17324-120911-EM-043*
Sample Date		*10/20/2005*	*5/11/2006*	*1/7/2009*	*3/2/2010*	*12/9/2011*
Sample Depth		*-*	*-*	*-*	*-*	*-*
Sample Depth						
	Units					
2-Chloronaphthalene	ug/L	--	1 U	1.0 U	--	--
2-Chlorophenol	ug/L	--	1 U	1.0 U	--	--
4-Chlorophenyl phenyl ether	ug/L	--	2 U	2.0 U	--	--
Chloroprene	ug/L	--	--	--	--	--
Chrysene	ug/L	--	0.2 U	0.20 U	--	--
Cresol isomers	ug/L	--	--	--	--	--
Diallate	ug/L	--	--	--	--	--
Dibenz(a,h)anthracene	ug/L	--	0.2 U	0.20 U	--	--
Dibenzofuran	ug/L	--	1 U	1.0 U	--	--
Dibromochloromethane	ug/L	--	--	--	--	--
Dibromomethane	ug/L	--	--	--	--	--
trans-1,4-Dichloro-2-butene	ug/L	--	--	--	--	--
3,3'-Dichlorobenzidine	ug/L	--	5 U	5.0 U	--	--
2,4-Dichlorophenol	ug/L	--	2 U	2.0 U	--	--
2,6-Dichlorophenol	ug/L	--	--	--	--	--
Diethyl phthalate	ug/L	--	1 U	1.0 U	--	--
Dimethoate	ug/L	--	--	--	--	--
Dimethyl phthalate	ug/L	--	1 U	1.0 U	--	--
p-Dimethylaminoazobenzene A	ug/L	--	--	--	--	--
7,12-Dimethylbenz(a)anthracene	ug/L	--	--	--	--	--
3,3-Dimethylbenzidine	ug/L	--	--	--	--	--
a,a-Dimethylphenethylamine	ug/L	--	--	--	--	--
2,4-Dimethylphenol	ug/L	--	2 U	2.0 U	--	--
Di-n-butylphthalate (DBP)	ug/L	--	1 U	1.0 U	--	--
4,6-Dinitro-2-methylphenol	ug/L	--	5 U	5.0 U	--	--
Dinitrobenzene, NOS	ug/L	--	--	--	--	--
2,4-Dinitrophenol	ug/L	--	5 U	5.0 U	--	--
2,4-Dinitrotoluene	ug/L	--	5 U	5.0 U	--	--
2,6-Dinitrotoluene	ug/L	--	5 U	5.0 U	--	--
Di-n-octyl phthalate (DnOP)	ug/L	--	1 U	1.0 U	--	--
1,4-Dioxane	ug/L	--	--	--	--	--
Diphenylamine	ug/L	--	--	--	--	--
1,2-Diphenylhydrazine	ug/L	--	--	--	--	--
Disulfoton	ug/L	--	--	--	--	--

APPENDIX G.3

GROUNDWATER QUALITY DATA
RFI REPORT
FORMER MANUAL TRANSMISSIONS OF MUNCIE FACILITY
MUNCIE, INDIANA

AOI		*AOI 35*	*AOI 35*	*AOI 35*	*AOI 35*	*AOI 35*
Sample Location		*MW-20*	*MW-20*	*MW-20*	*MW-20*	*MW-20*
Sample Identification		*GW-017330-102005-TP-025*	*GW-017330-051106-PK-028*	*GW-017324-010709-JP-006*	*GW-17324-030210-GL-002*	*GW-17324-120911-EM-043*
Sample Date		*10/20/2005*	*5/11/2006*	*1/7/2009*	*3/2/2010*	*12/9/2011*
Sample Depth		*-*	*-*	*-*	*-*	*-*
Sample Depth						
	Units					
SVOCs (Continued)						
Ethyl methacrylate	ug/L	--	--	--	--	--
Ethyl methanesulfonate	ug/L	--	--	--	--	--
bis(2-Ethylhexyl)phthalate (DEHP)	ug/L	--	1 U	2.0 U	--	--
Famphur	ug/L	--	--	--	--	--
Fluoranthene	ug/L	--	0.2 U	0.20 U	--	--
Fluorene	ug/L	--	0.2 U	0.20 U	--	--
Hexachlorobenzene	ug/L	--	0.2 U	0.20 U	--	--
Hexachlorobutadiene	ug/L	--	1 U	1.0 U	--	--
Hexachlorocyclopentadiene	ug/L	--	10 U	10 U	--	--
Hexachloroethane	ug/L	--	1 U	1.0 U	--	--
Hexachlorophene A	ug/L	--	--	--	--	--
Hexachloropropene	ug/L	--	--	--	--	--
Indeno(1,2,3-cd)pyrene	ug/L	--	0.2 U	0.20 U	--	--
Iodomethane	ug/L	--	--	--	--	--
Isodrin	ug/L	--	--	--	--	--
Isophorone	ug/L	--	1 U	1.0 U	--	--
Isosafrole	ug/L	--	--	--	--	--
Kepone	ug/L	--	--	--	--	--
Methapyrilene	ug/L	--	--	--	--	--
Methyl acrylonitrile	ug/L	--	--	--	--	--
Methyl methacrylate	ug/L	--	--	--	--	--
Methyl methanesulfonate	ug/L	--	--	--	--	--
Methyl parathion	ug/L	--	--	--	--	--
3-Methylcholanthrene	ug/L	--	--	--	--	--
2-Methylnaphthalene	ug/L	--	0.2 U	0.20 U	--	--
2-Methylphenol	ug/L	--	1 U	1.0 U	--	--
3&4-Methylphenol	ug/L	--	--	--	--	--
4-Methylphenol	ug/L	--	1 U	1.0 U	--	--
Naphthalene	ug/L	--	0.2 U	0.20 U	--	--
1,4-Naphthoquinone	ug/L	--	--	--	--	--
1-Naphthylamine	ug/L	--	--	--	--	--
2-Naphthylamine	ug/L	--	--	--	--	--
2-Nitroaniline	ug/L	--	2 U	2.0 U	--	--
3-Nitroaniline	ug/L	--	2 U	2.0 U	--	--
4-Nitroaniline	ug/L	--	2 U	2.0 U	--	--
Nitrobenzene	ug/L	--	1 U	1.0 U	--	--
2-Nitrophenol	ug/L	--	2 U	2.0 U	--	--
4-Nitrophenol	ug/L	--	5 U	5.0 U	--	--
4-Nitroquinoline-N-oxide	ug/L	--	--	--	--	--
N-Nitrosodi-n-butylamine	ug/L	--	--	--	--	--
N-Nitrosodi-n-propylamine	ug/L	--	1 U	1.0 U	--	--
N-Nitrosodiphenylamine	ug/L	--	1 U	1.0 U	--	--
N-Nitrosodiethylamine	ug/L	--	--	--	--	--
N-Nitrosodimethylamine	ug/L	--	--	--	--	--
N-Nitrosomethylethylamine	ug/L	--	--	--	--	--

APPENDIX G.3

GROUNDWATER QUALITY DATA
RFI REPORT
FORMER MANUAL TRANSMISSIONS OF MUNCIE FACILITY
MUNCIE, INDIANA

AOI		*AOI 35*	*AOI 35*	*AOI 35*	*AOI 35*	*AOI 35*
Sample Location		*MW-20*	*MW-20*	*MW-20*	*MW-20*	*MW-20*
Sample Identification		*GW-017330-102005-TP-025*	*GW-017330-051106-PK-028*	*GW-017324-010709-JP-006*	*GW-17324-030210-GL-002*	*GW-17324-120911-EM-043*
Sample Date		*10/20/2005*	*5/11/2006*	*1/7/2009*	*3/2/2010*	*12/9/2011*
Sample Depth		*-*	*-*	*-*	*-*	*-*
Sample Depth						
	Units					
SVOCs (Continued)						
N-Nitrosomorpholine	ug/L	--	--	--	--	--
N-Nitrosopiperidine	ug/L	--	--	--	--	--
N-Nitrosopyrrolidine	ug/L	--	--	--	--	--
2,2'-Oxybis(1-chloropropane) (bis(2-Chloroisopropyl) ether)	ug/L	--	1 U	1.0 U	--	--
Pentachlorobenzene	ug/L	--	--	--	--	--
Pentachloroethane	ug/L	--	--	--	--	--
Pentachloronitrobenzene	ug/L	--	--	--	--	--
Pentachlorophenol	ug/L	--	5 U	5.0 U	--	--
Phenacetin	ug/L	--	--	--	--	--
Phenanthrene	ug/L	--	0.2 U	0.20 U	--	--
Phenol	ug/L	--	1 U	1.0 U	--	--
p-Phenylenediamine	ug/L	--	--	--	--	--
Phorate	ug/L	--	--	--	--	--
2-Picoline	ug/L	--	--	--	--	--
Pronamide	ug/L	--	--	--	--	--
Propionitrile (ethyl cyanide)	ug/L	--	--	--	--	--
Pyrene	ug/L	--	0.2 U	0.20 U	--	--
Pyridine	ug/L	--	--	--	--	--
Safrole	ug/L	--	--	--	--	--
1,2,4,5-Tetrachlorobenzene	ug/L	--	--	--	--	--
1,1,1,2-Tetrachloroethane	ug/L	--	--	--	--	--
2,3,4,6-Tetrachlorophenol	ug/L	--	--	--	--	--
Thionazin (O,O-diethyl-O-2-pyrazinyl phosphorothioate)	ug/L	--	--	--	--	--
o-Toluidine A	ug/L	--	--	--	--	--
5-Nitro-2-toluidine	ug/L	--	--	--	--	--
2,4,5-Trichlorophenol	ug/L	--	5 U	5.0 U	--	--
2,4,6-Trichlorophenol	ug/L	--	5 U	5.0 U	--	--
1,2,3-Trichloropropane	ug/L	--	--	--	--	--
0,0,0-Triethylphosphorothioate	ug/L	--	--	--	--	--
1,3,5-Trinitrobenzene	ug/L	--	--	--	--	--
PCBs						
Aroclor-1016 (PCB-1016)	ug/L	--	--	--	0.50 U	100 U
Aroclor-1221 (PCB-1221)	ug/L	--	--	--	0.50 U	100 U
Aroclor-1232 (PCB-1232)	ug/L	--	--	--	0.50 U	100 U
Aroclor-1242 (PCB-1242)	ug/L	--	--	--	0.50 U	100 U
Aroclor-1248 (PCB-1248)	ug/L	--	--	--	0.50 U	100 U
Aroclor-1254 (PCB-1254)	ug/L	--	--	--	0.50 U	100 U
Aroclor-1260 (PCB-1260)	ug/L	--	--	--	0.50 U	100 U
Total PCBs	ug/L	--	--	--	ND	ND
Total Petroleum Hydrocarbons (TPH)						
Total Petroleum Hydrocarbons - Purgeable (GRO)	ug/L	--	--	--	--	--

APPENDIX G.3

GROUNDWATER QUALITY DATA
RFI REPORT
FORMER MANUAL TRANSMISSIONS OF MUNCIE FACILITY
MUNCIE, INDIANA

AOI		*AOI 35*	*AOI 35*	*AOI 35*	*AOI 35*	*AOI 35*
Sample Location		***MW-20***	***MW-20***	***MW-20***	***MW-20***	***MW-20***
Sample Identification		***GW-017330-102005-TP-025***	***GW-017330-051106-PK-028***	***GW-017324-010709-JP-006***	***GW-17324-030210-GL-002***	***GW-17324-120911-EM-043***
Sample Date		***10/20/2005***	***5/11/2006***	***1/7/2009***	***3/2/2010***	***12/9/2011***
Sample Depth		***-***	***-***	***-***	***-***	***-***
Sample Depth						
	Units					
Metals						
Aluminum	ug/L	--	--	--	--	--
Antimony	ug/L	--	--	--	--	--
Arsenic	ug/L	--	**28.5**[a]	10.0 U	--	--
Arsenic (dissolved)	ug/L	--	10 U	7.1 J	--	--
Barium	ug/L	--	144 J	102 J	--	--
Barium (dissolved)	ug/L	--	129 J	114 J	--	--
Beryllium	ug/L	--	--	--	--	--
Cadmium	ug/L	--	5 U	5.0 U	--	--
Cadmium (dissolved)	ug/L	--	5 U	5.0 U	--	--
Calcium	ug/L	--	--	--	--	--
Calcium (dissolved)	ug/L	--	--	--	--	--
Chromium	ug/L	--	7.9 J	10.0 U	--	--
Chromium (dissolved)	ug/L	--	10 U	10.0 U	--	--
Cobalt	ug/L	--	--	--	--	--
Copper	ug/L	--	--	--	--	--
Copper (dissolved)	ug/L	--	--	--	--	--
Iron	ug/L	--	--	--	--	--
Iron (dissolved)	ug/L	--	--	--	--	--
Lead	ug/L	--	2.7 J	3.0 U	15.0 U	--
Lead (dissolved)	ug/L	--	3 U	3.0 U	15.0 U	--
Magnesium	ug/L	--	--	--	--	--
Magnesium (dissolved)	ug/L	--	--	--	--	--
Manganese	ug/L	--	--	--	--	--
Manganese (dissolved)	ug/L	--	--	--	--	--
Mercury	ug/L	--	0.2 U	0.20 U	--	--
Mercury (dissolved)	ug/L	--	0.2 U	0.20 U	--	--
Nickel	ug/L	--	--	--	--	--
Nickel (dissolved)	ug/L	--	--	--	--	--
Potassium	ug/L	--	--	--	--	--
Selenium	ug/L	--	5 U	5.0 U	--	--
Selenium (dissolved)	ug/L	--	5 U	5.0 U	--	--
Silver	ug/L	--	10 U	10.0 U	--	--
Silver (dissolved)	ug/L	--	10 U	10.0 U	--	--
Sodium	ug/L	--	--	--	--	--
Thallium	ug/L	--	--	--	--	--
Vanadium	ug/L	--	--	--	--	--
Zinc	ug/L	--	--	--	--	--
Zinc (dissolved)	ug/L	--	--	--	--	--

APPENDIX G.3

GROUNDWATER QUALITY DATA
RFI REPORT
FORMER MANUAL TRANSMISSIONS OF MUNCIE FACILITY
MUNCIE, INDIANA

AOI		***AOI 35***	***AOI 35***	***AOI 35***	***AOI 35***	***AOI 35***
Sample Location		***MW-20***	***MW-20***	***MW-20***	***MW-20***	***MW-20***
Sample Identification		***GW-017330-102005-TP-025***	***GW-017330-051106-PK-028***	***GW-017324-010709-JP-006***	***GW-17324-030210-GL-002***	***GW-17324-120911-EM-043***
Sample Date		***10/20/2005***	***5/11/2006***	***1/7/2009***	***3/2/2010***	***12/9/2011***
Sample Depth		***-***	***-***	***-***	***-***	***-***
Sample Depth						
	Units					
Gas						
Ethane	ug/L	--	--	--	--	--
Ethene	ug/L	--	--	--	--	--
Methane	ug/L	--	--	--	--	--
General Chemistry						
Alkalinity, bicarbonate	ug/L	--	--	--	--	--
Alkalinity, carbonate	ug/L	--	--	--	--	--
Bicarbonate (as CaCO3)	ug/L	--	--	--	--	--
Chloride	ug/L	--	--	--	--	--
Dissolved organic carbon (DOC)	ug/L	--	--	--	--	--
Hardness	ug/L	--	--	--	--	--
Hardness, carbonate	ug/L	--	--	--	--	--
Nitrate (as N)	ug/L	--	--	--	--	--
Nitrite (as N)	ug/L	--	--	--	--	--
pH	s.u.	--	--	--	--	--
Sulfate	ug/L	--	--	--	--	--
Sulfide	ug/L	--	--	--	--	--
Total dissolved solids (TDS)	ug/L	--	--	--	--	--
Total organic carbon (TOC)	ug/L	--	--	--	--	--

Notes
ug/L - Micrograms per litre
"-" - No value
U - Not detected at the associated reporting limit
J - Estimated concentration
UJ - Not detected; associated reporting limit is estimated
R - Rejected
s.u. - Standard units
nc - No criteria
ND - Non Detect (calculation)
BOLD[abc] Concentration exceeds associated screening level
IDEM Appendix A: Screening Levels Remedation Closure Guide - March 25, 2014
a - Exceeds IDEM residential tap screening levels
b - Exceeds IDEM residential vapor exposure screening levels
c - Exceeds IDEM commercial/industrial vapor screening levels

APPENDIX G.3

GROUNDWATER QUALITY DATA
RFI REPORT
FORMER MANUAL TRANSMISSIONS OF MUNCIE FACILITY
MUNCIE, INDIANA

AOI		*AOI 35*	*AOI 35*	*AOI 35*	*AOI 35*	*AOI 35*	*AOI 35*	*AOI 35*	*AOI 35*
Sample Location		*MW-20*	*MW-20*	*MW-24*	*MW-24*	*MW-24*	*MW-24*	*MW-24*	*MW-24*
Sample Identification		*GW-017324-050614-SM-034*	*GW-017324-050614-SM-035*	*MW-24*	*MW-24*	*MW-24*	*MW-24*	*MW-24(Dup)*	*MW-24*
Sample Date		*5/6/2014*	*5/6/2014*	*12/1/1991*	*6/1/1994*	*3/20/1996*	*10/1/1998*	*10/1/1998*	*4/1/1999*
Sample Depth		-	-	-	-	-	-	-	-
Sample Depth									
	Units								
Volatile Organic Compounds (VOCs)									
Acetone	ug/L	10 U	2.6 J	--	U	U	U	U	U
Benzene	ug/L	1.0 U	1.0 U	U	U	U	U	U	U
Bromodichloromethane	ug/L	1.0 U	1.0 U	--	U	U	U	U	U
Bromoform	ug/L	1.0 U	1.0 U	--	--	--	--	--	--
Bromomethane (Methyl bromide)	ug/L	1.0 U	1.0 U	--	--	--	--	--	--
2-Butanone (Methyl ethyl ketone) (MEK)	ug/L	10 U	10 U	--	U	U	U	U	U
Carbon disulfide	ug/L	1.0 U	1.0 U	--	--	--	--	--	--
Carbon tetrachloride	ug/L	1.0 U	1.0 U	--	--	--	--	--	--
Chlorobenzene	ug/L	1.0 U	1.0 U	--	U	U	U	U	U
Chloroethane	ug/L	1.0 U	1.0 U	U	U	U	U	U	U
2-Chloroethyl vinyl ether	ug/L	--	--	--	U	U	U	U	U
Chloroform (Trichloromethane)	ug/L	1.0 U	1.0 U	U	U	U	U	U	U
Chloromethane (Methyl chloride)	ug/L	1.0 U	1.0 U	U	U	U	U	U	U
Cyclohexane	ug/L	1.0 U	1.0 U	--	--	--	--	--	--
1,2-Dibromo-3-chloropropane (DBCP)	ug/L	2.0 U	2.0 U	--	--	--	--	--	--
Dibromochloromethane	ug/L	1.0 U	1.0 U	--	U	U	U	U	U
1,2-Dibromoethane (Ethylene dibromide)	ug/L	1.0 U	1.0 U	--	--	--	--	--	--
1,2-Dichlorobenzene	ug/L	1.0 U	1.0 U	--	--	--	--	--	--
1,3-Dichlorobenzene	ug/L	1.0 U	1.0 U	--	--	--	--	--	--
1,4-Dichlorobenzene	ug/L	1.0 U	1.0 U	--	--	--	--	--	--
Dichlorodifluoromethane (CFC-12)	ug/L	1.0 U	1.0 U	--	--	--	--	--	--
1,1-Dichloroethane	ug/L	1.0 U	1.0 U	U	U	U	U	U	U
1,2-Dichloroethane	ug/L	1.0 U	1.0 U	U	U	U	U	U	U
1,2-Dichloroethene (total)	ug/L	--	--	--	U	U	U	U	U
1,1-Dichloroethene	ug/L	1.0 U	1.0 U	U	U	U	U	U	U
cis-1,2-Dichloroethene	ug/L	1.0 U	1.0 U	--	U	U	U	U	U
trans-1,2-Dichloroethene	ug/L	1.0 U	1.0 U	--	U	U	U	U	U
1,2-Dichloropropane	ug/L	1.0 U	1.0 U	--	--	--	--	--	--
cis-1,3-Dichloropropene	ug/L	1.0 U	1.0 U	--	--	--	--	--	--
trans-1,3-Dichloropropene	ug/L	1.0 U	1.0 U	--	--	--	--	--	--
Ethylbenzene	ug/L	1.0 U	1.0 U	U	U	U	U	U	U
2-Hexanone	ug/L	10 U	10 U	--	U	U	U	U	U
Isopropyl benzene	ug/L	1.0 U	1.0 U	--	--	--	--	--	--
Methyl acetate	ug/L	10 U	10 U	--	--	--	--	--	--
Methyl cyclohexane	ug/L	1.0 U	1.0 U	--	--	--	--	--	--
Methyl tert butyl ether (MTBE)	ug/L	1.0 U	1.0 U	--	--	--	--	--	--
4-Methyl-2-pentanone (Methyl isobutyl ketone) (MIBK)	ug/L	10 U	10 U	--	--	--	--	--	--
Methylene chloride	ug/L	1.0 U	1.0 U	U	U	1	**8.7 JB**[a]	U	U
Styrene	ug/L	1.0 U	1.0 U	--	--	--	--	--	--
VOCs (Continued)									

APPENDIX G.3

GROUNDWATER QUALITY DATA
RFI REPORT
FORMER MANUAL TRANSMISSIONS OF MUNCIE FACILITY
MUNCIE, INDIANA

AOI		*AOI 35*	*AOI 35*	*AOI 35*	*AOI 35*	*AOI 35*	*AOI 35*	*AOI 35*	*AOI 35*
Sample Location		*MW-20*	*MW-20*	*MW-24*	*MW-24*	*MW-24*	*MW-24*	*MW-24*	*MW-24*
Sample Identification		*GW-017324-050614-SM-034*	*GW-017324-050614-SM-035*	*MW-24*	*MW-24*	*MW-24*	*MW-24*	*MW-24(Dup)*	*MW-24*
Sample Date		*5/6/2014*	*5/6/2014*	*12/1/1991*	*6/1/1994*	*3/20/1996*	*10/1/1998*	*10/1/1998*	*4/1/1999*
Sample Depth		-	-	-	-	-	-	-	-
Sample Depth									
	Units								
1,1,2,2-Tetrachloroethane	ug/L	1.0 U	1.0 U	--	--	--	--	--	--
Tetrachloroethene	ug/L	1.0 U	1.0 U	1	U	U	U	U	U
Toluene	ug/L	1.0 U	1.0 U	U	U	0.4	U	U	U
1,2,4-Trichlorobenzene	ug/L	1.0 U	1.0 U	--	--	--	--	--	--
1,1,1-Trichloroethane	ug/L	1.0 U	1.0 U	--	U	U	U	U	U
1,1,2-Trichloroethane	ug/L	1.0 U	1.0 U	--	--	--	--	--	--
Trichloroethene	ug/L	1.0 U	1.0 U	U	U	U	U	U	U
Trichlorofluoromethane (CFC-11)	ug/L	1.0 U	1.0 U	--	--	--	--	--	--
Trifluorotrichloroethane (Freon 113)	ug/L	1.0 U	1.0 U	--	--	--	--	--	--
Vinyl acetate	ug/L	--	--	--	--	--	--	--	--
Vinyl chloride	ug/L	1.0 U	1.0 U	U	U	U	U	U	U
Xylenes (total)	ug/L	2.0 U	2.0 U	U	U	0.6	U	U	U
Semi-Volatile Organic Compounds (SVOCs)									
Acenaphthene	ug/L	--	--	--	--	--	--	--	--
Acenaphthylene	ug/L	--	--	--	--	--	--	--	--
Acetonitrile	ug/L	--	--	--	--	--	--	--	--
Acetophenone	ug/L	--	--	--	--	--	--	--	--
2-Acetylaminofluorene	ug/L	--	--	--	--	--	--	--	--
Acrolein	ug/L	--	--	--	--	--	--	--	--
Acrylonitrile	ug/L	--	--	--	--	--	--	--	--
Allyl chloride	ug/L	--	--	--	--	--	--	--	--
4-Aminobiphenyl	ug/L	--	--	--	--	--	--	--	--
Aniline	ug/L	--	--	--	--	--	--	--	--
Anthracene	ug/L	--	--	--	--	--	--	--	--
Aramite	ug/L	--	--	--	--	--	--	--	--
Atrazine	ug/L	--	--	--	--	--	--	--	--
Benzaldehyde	ug/L	--	--	--	--	--	--	--	--
Benzidine	ug/L	--	--	--	--	--	--	--	--
Benzo(a)anthracene	ug/L	--	--	--	--	--	--	--	--
Benzo(a)pyrene	ug/L	--	--	--	--	--	--	--	--
Benzo(b)fluoranthene	ug/L	--	--	--	--	--	--	--	--
Benzo(g,h,i)perylene	ug/L	--	--	--	--	--	--	--	--
Benzo(k)fluoranthene	ug/L	--	--	--	--	--	--	--	--
Benzoic acid	ug/L	--	--	--	--	--	--	--	--
Benzyl alcohol	ug/L	--	--	--	--	--	--	--	--
Biphenyl (1,1-Biphenyl)	ug/L	--	--	--	--	--	--	--	--
4-Bromophenyl phenyl ether	ug/L	--	--	--	--	--	--	--	--
Butyl benzylphthalate (BBP)	ug/L	--	--	--	--	--	--	--	--
Caprolactam	ug/L	--	--	--	--	--	--	--	--
Carbazole	ug/L	--	--	--	--	--	--	--	--
4-Chloro-3-methylphenol	ug/L	--	--	--	--	--	--	--	--
4-Chloroaniline	ug/L	--	--	--	--	--	--	--	--
Chlorobenzilate	ug/L	--	--	--	--	--	--	--	--
bis(2-Chloroethoxy)methane	ug/L	--	--	--	--	--	--	--	--
bis(2-Chloroethyl)ether	ug/L	--	--	--	--	--	--	--	--

APPENDIX G.3

GROUNDWATER QUALITY DATA
RFI REPORT
FORMER MANUAL TRANSMISSIONS OF MUNCIE FACILITY
MUNCIE, INDIANA

AOI		*AOI 35*	*AOI 35*	*AOI 35*	*AOI 35*	*AOI 35*	*AOI 35*	*AOI 35*	*AOI 35*
Sample Location		***MW-20***	***MW-20***	***MW-24***	***MW-24***	***MW-24***	***MW-24***	***MW-24***	***MW-24***
Sample Identification		***GW-017324-050614-SM-034***	***GW-017324-050614-SM-035***	***MW-24***	***MW-24***	***MW-24***	***MW-24***	***MW-24(Dup)***	***MW-24***
Sample Date		***5/6/2014***	***5/6/2014***	***12/1/1991***	***6/1/1994***	***3/20/1996***	***10/1/1998***	***10/1/1998***	***4/1/1999***
Sample Depth		*-*	*-*	*-*	*-*	*-*	*-*	*-*	*-*
Sample Depth									
	Units								
2-Chloronaphthalene	ug/L	--	--	--	--	--	--	--	--
2-Chlorophenol	ug/L	--	--	--	--	--	--	--	--
4-Chlorophenyl phenyl ether	ug/L	--	--	--	--	--	--	--	--
Chloroprene	ug/L	--	--	--	--	--	--	--	--
Chrysene	ug/L	--	--	--	--	--	--	--	--
Cresol isomers	ug/L	--	--	--	--	--	--	--	--
Diallate	ug/L	--	--	--	--	--	--	--	--
Dibenz(a,h)anthracene	ug/L	--	--	--	--	--	--	--	--
Dibenzofuran	ug/L	--	--	--	--	--	--	--	--
Dibromochloromethane	ug/L	--	--	--	--	--	--	--	--
Dibromomethane	ug/L	--	--	--	--	--	--	--	--
trans-1,4-Dichloro-2-butene	ug/L	--	--	--	--	--	--	--	--
3,3'-Dichlorobenzidine	ug/L	--	--	--	--	--	--	--	--
2,4-Dichlorophenol	ug/L	--	--	--	--	--	--	--	--
2,6-Dichlorophenol	ug/L	--	--	--	--	--	--	--	--
Diethyl phthalate	ug/L	--	--	--	--	--	--	--	--
Dimethoate	ug/L	--	--	--	--	--	--	--	--
Dimethyl phthalate	ug/L	--	--	--	--	--	--	--	--
p-Dimethylaminoazobenzene A	ug/L	--	--	--	--	--	--	--	--
7,12-Dimethylbenz(a)anthracene	ug/L	--	--	--	--	--	--	--	--
3,3-Dimethylbenzidine	ug/L	--	--	--	--	--	--	--	--
a,a-Dimethylphenethylamine	ug/L	--	--	--	--	--	--	--	--
2,4-Dimethylphenol	ug/L	--	--	--	--	--	--	--	--
Di-n-butylphthalate (DBP)	ug/L	--	--	--	--	--	--	--	--
4,6-Dinitro-2-methylphenol	ug/L	--	--	--	--	--	--	--	--
Dinitrobenzene, NOS	ug/L	--	--	--	--	--	--	--	--
2,4-Dinitrophenol	ug/L	--	--	--	--	--	--	--	--
2,4-Dinitrotoluene	ug/L	--	--	--	--	--	--	--	--
2,6-Dinitrotoluene	ug/L	--	--	--	--	--	--	--	--
Di-n-octyl phthalate (DnOP)	ug/L	--	--	--	--	--	--	--	--
1,4-Dioxane	ug/L	--	--	--	--	--	--	--	--
Diphenylamine	ug/L	--	--	--	--	--	--	--	--
1,2-Diphenylhydrazine	ug/L	--	--	--	--	--	--	--	--
Disulfoton	ug/L	--	--	--	--	--	--	--	--

APPENDIX G.3

GROUNDWATER QUALITY DATA
RFI REPORT
FORMER MANUAL TRANSMISSIONS OF MUNCIE FACILITY
MUNCIE, INDIANA

AOI		*AOI 35*	*AOI 35*	*AOI 35*	*AOI 35*	*AOI 35*	*AOI 35*	*AOI 35*	*AOI 35*
Sample Location		*MW-20*	*MW-20*	*MW-24*	*MW-24*	*MW-24*	*MW-24*	*MW-24*	*MW-24*
Sample Identification		*GW-017324-050614-SM-034*	*GW-017324-050614-SM-035*	*MW-24*	*MW-24*	*MW-24*	*MW-24*	*MW-24(Dup)*	*MW-24*
Sample Date		*5/6/2014*	*5/6/2014*	*12/1/1991*	*6/1/1994*	*3/20/1996*	*10/1/1998*	*10/1/1998*	*4/1/1999*
Sample Depth		*-*	*-*	*-*	*-*	*-*	*-*	*-*	*-*
Sample Depth									
	Units								
SVOCs (Continued)									
Ethyl methacrylate	ug/L	--	--	--	--	--	--	--	--
Ethyl methanesulfonate	ug/L	--	--	--	--	--	--	--	--
bis(2-Ethylhexyl)phthalate (DEHP)	ug/L	--	--	--	--	--	--	--	--
Famphur	ug/L	--	--	--	--	--	--	--	--
Fluoranthene	ug/L	--	--	--	--	--	--	--	--
Fluorene	ug/L	--	--	--	--	--	--	--	--
Hexachlorobenzene	ug/L	--	--	--	--	--	--	--	--
Hexachlorobutadiene	ug/L	--	--	--	--	--	--	--	--
Hexachlorocyclopentadiene	ug/L	--	--	--	--	--	--	--	--
Hexachloroethane	ug/L	--	--	--	--	--	--	--	--
Hexachlorophene A	ug/L	--	--	--	--	--	--	--	--
Hexachloropropene	ug/L	--	--	--	--	--	--	--	--
Indeno(1,2,3-cd)pyrene	ug/L	--	--	--	--	--	--	--	--
Iodomethane	ug/L	--	--	--	--	--	--	--	--
Isodrin	ug/L	--	--	--	--	--	--	--	--
Isophorone	ug/L	--	--	--	--	--	--	--	--
Isosafrole	ug/L	--	--	--	--	--	--	--	--
Kepone	ug/L	--	--	--	--	--	--	--	--
Methapyrilene	ug/L	--	--	--	--	--	--	--	--
Methyl acrylonitrile	ug/L	--	--	--	--	--	--	--	--
Methyl methacrylate	ug/L	--	--	--	--	--	--	--	--
Methyl methanesulfonate	ug/L	--	--	--	--	--	--	--	--
Methyl parathion	ug/L	--	--	--	--	--	--	--	--
3-Methylcholanthrene	ug/L	--	--	--	--	--	--	--	--
2-Methylnaphthalene	ug/L	--	--	--	--	--	--	--	--
2-Methylphenol	ug/L	--	--	--	--	--	--	--	--
3&4-Methylphenol	ug/L	--	--	--	--	--	--	--	--
4-Methylphenol	ug/L	--	--	--	--	--	--	--	--
Naphthalene	ug/L	--	--	--	--	--	--	--	--
1,4-Naphthoquinone	ug/L	--	--	--	--	--	--	--	--
1-Naphthylamine	ug/L	--	--	--	--	--	--	--	--
2-Naphthylamine	ug/L	--	--	--	--	--	--	--	--
2-Nitroaniline	ug/L	--	--	--	--	--	--	--	--
3-Nitroaniline	ug/L	--	--	--	--	--	--	--	--
4-Nitroaniline	ug/L	--	--	--	--	--	--	--	--
Nitrobenzene	ug/L	--	--	--	--	--	--	--	--
2-Nitrophenol	ug/L	--	--	--	--	--	--	--	--
4-Nitrophenol	ug/L	--	--	--	--	--	--	--	--
4-Nitroquinoline-N-oxide	ug/L	--	--	--	--	--	--	--	--
N-Nitrosodi-n-butylamine	ug/L	--	--	--	--	--	--	--	--
N-Nitrosodi-n-propylamine	ug/L	--	--	--	--	--	--	--	--
N-Nitrosodiphenylamine	ug/L	--	--	--	--	--	--	--	--
N-Nitrosodiethylamine	ug/L	--	--	--	--	--	--	--	--
N-Nitrosodimethylamine	ug/L	--	--	--	--	--	--	--	--
N-Nitrosomethylethylamine	ug/L	--	--	--	--	--	--	--	--

APPENDIX G.3

GROUNDWATER QUALITY DATA
RFI REPORT
FORMER MANUAL TRANSMISSIONS OF MUNCIE FACILITY
MUNCIE, INDIANA

AOI		*AOI 35*	*AOI 35*	*AOI 35*	*AOI 35*	*AOI 35*	*AOI 35*	*AOI 35*	*AOI 35*
Sample Location		*MW-20*	*MW-20*	*MW-24*	*MW-24*	*MW-24*	*MW-24*	*MW-24*	*MW-24*
Sample Identification		*GW-017324-050614-SM-034*	*GW-017324-050614-SM-035*	*MW-24*	*MW-24*	*MW-24*	*MW-24*	*MW-24(Dup)*	*MW-24*
Sample Date		*5/6/2014*	*5/6/2014*	*12/1/1991*	*6/1/1994*	*3/20/1996*	*10/1/1998*	*10/1/1998*	*4/1/1999*
Sample Depth		*-*	*-*	*-*	*-*	*-*	*-*	*-*	*-*
Sample Depth									
	Units								
SVOCs (Continued)									
N-Nitrosomorpholine	ug/L	--	--	--	--	--	--	--	--
N-Nitrosopiperidine	ug/L	--	--	--	--	--	--	--	--
N-Nitrosopyrrolidine	ug/L	--	--	--	--	--	--	--	--
2,2'-Oxybis(1-chloropropane) (bis(2-Chloroisopropyl) ether)	ug/L	--	--	--	--	--	--	--	--
Pentachlorobenzene	ug/L	--	--	--	--	--	--	--	--
Pentachloroethane	ug/L	--	--	--	--	--	--	--	--
Pentachloronitrobenzene	ug/L	--	--	--	--	--	--	--	--
Pentachlorophenol	ug/L	--	--	--	--	--	--	--	--
Phenacetin	ug/L	--	--	--	--	--	--	--	--
Phenanthrene	ug/L	--	--	--	--	--	--	--	--
Phenol	ug/L	--	--	--	--	--	--	--	--
p-Phenylenediamine	ug/L	--	--	--	--	--	--	--	--
Phorate	ug/L	--	--	--	--	--	--	--	--
2-Picoline	ug/L	--	--	--	--	--	--	--	--
Pronamide	ug/L	--	--	--	--	--	--	--	--
Propionitrile (ethyl cyanide)	ug/L	--	--	--	--	--	--	--	--
Pyrene	ug/L	--	--	--	--	--	--	--	--
Pyridine	ug/L	--	--	--	--	--	--	--	--
Safrole	ug/L	--	--	--	--	--	--	--	--
1,2,4,5-Tetrachlorobenzene	ug/L	--	--	--	--	--	--	--	--
1,1,1,2-Tetrachloroethane	ug/L	--	--	--	--	--	--	--	--
2,3,4,6-Tetrachlorophenol	ug/L	--	--	--	--	--	--	--	--
Thionazin (O,O-diethyl-O-2-pyrazinyl phosphorothioate)	ug/L	--	--	--	--	--	--	--	--
o-Toluidine A	ug/L	--	--	--	--	--	--	--	--
5-Nitro-2-toluidine	ug/L	--	--	--	--	--	--	--	--
2,4,5-Trichlorophenol	ug/L	--	--	--	--	--	--	--	--
2,4,6-Trichlorophenol	ug/L	--	--	--	--	--	--	--	--
1,2,3-Trichloropropane	ug/L	--	--	--	--	--	--	--	--
0,0,0-Triethylphosphorothioate	ug/L	--	--	--	--	--	--	--	--
1,3,5-Trinitrobenzene	ug/L	--	--	--	--	--	--	--	--
PCBs									
Aroclor-1016 (PCB-1016)	ug/L	0.48 U	0.49 U	--	--	--	--	--	--
Aroclor-1221 (PCB-1221)	ug/L	0.48 U	0.49 U	--	--	--	--	--	--
Aroclor-1232 (PCB-1232)	ug/L	0.48 U	0.49 U	--	--	--	--	--	--
Aroclor-1242 (PCB-1242)	ug/L	0.48 U	0.49 U	--	--	--	--	--	--
Aroclor-1248 (PCB-1248)	ug/L	0.48 U	0.49 U	--	--	--	--	--	--
Aroclor-1254 (PCB-1254)	ug/L	0.48 U	0.49 U	--	--	--	--	--	--
Aroclor-1260 (PCB-1260)	ug/L	0.48 U	0.49 U	--	--	--	--	--	--
Total PCBs	ug/L	ND	ND	--	--	--	--	--	--
Total Petroleum Hydrocarbons (TPH)									
Total Petroleum Hydrocarbons - Purgeable (GRO)	ug/L	--	--	--	--	--	--	--	--

APPENDIX G.3

GROUNDWATER QUALITY DATA
RFI REPORT
FORMER MANUAL TRANSMISSIONS OF MUNCIE FACILITY
MUNCIE, INDIANA

AOI		*AOI 35*	*AOI 35*	*AOI 35*	*AOI 35*	*AOI 35*	*AOI 35*	*AOI 35*	*AOI 35*
Sample Location		*MW-20*	*MW-20*	*MW-24*	*MW-24*	*MW-24*	*MW-24*	*MW-24*	*MW-24*
Sample Identification		*GW-017324-050614-SM-034*	*GW-017324-050614-SM-035*	*MW-24*	*MW-24*	*MW-24*	*MW-24*	*MW-24(Dup)*	*MW-24*
Sample Date		*5/6/2014*	*5/6/2014*	*12/1/1991*	*6/1/1994*	*3/20/1996*	*10/1/1998*	*10/1/1998*	*4/1/1999*
Sample Depth		*-*	*-*	*-*	*-*	*-*	*-*	*-*	*-*
Sample Depth									
	Units								
Metals									
Aluminum	ug/L	--	--	--	--	--	--	--	--
Antimony	ug/L	--	--	--	--	--	--	--	--
Arsenic	ug/L	--	--	--	--	--	--	--	--
Arsenic (dissolved)	ug/L	--	--	--	--	--	--	--	--
Barium	ug/L	--	--	--	--	--	--	--	--
Barium (dissolved)	ug/L	--	--	--	--	--	--	--	--
Beryllium	ug/L	--	--	--	--	--	--	--	--
Cadmium	ug/L	--	--	--	--	--	--	--	--
Cadmium (dissolved)	ug/L	--	--	--	--	--	--	--	--
Calcium	ug/L	--	--	--	--	--	--	--	--
Calcium (dissolved)	ug/L	--	--	--	--	--	--	--	--
Chromium	ug/L	--	--	--	--	--	--	--	--
Chromium (dissolved)	ug/L	--	--	--	--	--	--	--	--
Cobalt	ug/L	--	--	--	--	--	--	--	--
Copper	ug/L	--	--	--	--	--	--	--	--
Copper (dissolved)	ug/L	--	--	--	--	--	--	--	--
Iron	ug/L	--	--	--	--	--	--	--	--
Iron (dissolved)	ug/L	--	--	--	--	--	--	--	--
Lead	ug/L	--	--	--	--	--	--	--	--
Lead (dissolved)	ug/L	--	--	--	--	--	--	--	--
Magnesium	ug/L	--	--	--	--	--	--	--	--
Magnesium (dissolved)	ug/L	--	--	--	--	--	--	--	--
Manganese	ug/L	--	--	--	--	--	--	--	--
Manganese (dissolved)	ug/L	--	--	--	--	--	--	--	--
Mercury	ug/L	--	--	--	--	--	--	--	--
Mercury (dissolved)	ug/L	--	--	--	--	--	--	--	--
Nickel	ug/L	--	--	--	--	--	--	--	--
Nickel (dissolved)	ug/L	--	--	--	--	--	--	--	--
Potassium	ug/L	--	--	--	--	--	--	--	--
Selenium	ug/L	--	--	--	--	--	--	--	--
Selenium (dissolved)	ug/L	--	--	--	--	--	--	--	--
Silver	ug/L	--	--	--	--	--	--	--	--
Silver (dissolved)	ug/L	--	--	--	--	--	--	--	--
Sodium	ug/L	--	--	--	--	--	--	--	--
Thallium	ug/L	--	--	--	--	--	--	--	--
Vanadium	ug/L	--	--	--	--	--	--	--	--
Zinc	ug/L	--	--	--	--	--	--	--	--
Zinc (dissolved)	ug/L	--	--	--	--	--	--	--	--

APPENDIX G.3

GROUNDWATER QUALITY DATA
RFI REPORT
FORMER MANUAL TRANSMISSIONS OF MUNCIE FACILITY
MUNCIE, INDIANA

AOI		***AOI 35***	***AOI 35***	***AOI 35***	***AOI 35***	***AOI 35***	***AOI 35***	***AOI 35***	***AOI 35***
Sample Location		***MW-20***	***MW-20***	***MW-24***	***MW-24***	***MW-24***	***MW-24***	***MW-24***	***MW-24***
Sample Identification		***GW-017324-050614-SM-034***	***GW-017324-050614-SM-035***	***MW-24***	***MW-24***	***MW-24***	***MW-24***	***MW-24(Dup)***	***MW-24***
Sample Date		***5/6/2014***	***5/6/2014***	***12/1/1991***	***6/1/1994***	***3/20/1996***	***10/1/1998***	***10/1/1998***	***4/1/1999***
Sample Depth		***-***	***-***	***-***	***-***	***-***	***-***	***-***	***-***
Sample Depth									
	Units								
Gas									
Ethane	ug/L	--	--	--	--	--	--	--	--
Ethene	ug/L	--	--	--	--	--	--	--	--
Methane	ug/L	--	--	--	--	--	--	--	--
General Chemistry									
Alkalinity, bicarbonate	ug/L	--	--	--	--	--	--	--	--
Alkalinity, carbonate	ug/L	--	--	--	--	--	--	--	--
Bicarbonate (as CaCO3)	ug/L	--	--	--	--	--	--	--	--
Chloride	ug/L	--	--	--	--	--	--	--	--
Dissolved organic carbon (DOC)	ug/L	--	--	--	--	--	--	--	--
Hardness	ug/L	--	--	--	--	--	--	--	--
Hardness, carbonate	ug/L	--	--	--	--	--	--	--	--
Nitrate (as N)	ug/L	--	--	--	--	--	--	--	--
Nitrite (as N)	ug/L	--	--	--	--	--	--	--	--
pH	s.u.	--	--	--	--	--	--	--	--
Sulfate	ug/L	--	--	--	--	--	--	--	--
Sulfide	ug/L	--	--	--	--	--	--	--	--
Total dissolved solids (TDS)	ug/L	--	--	--	--	--	--	--	--
Total organic carbon (TOC)	ug/L	--	--	--	--	--	--	--	--

Notes
ug/L - Micrograms per litre
"-" - No value
U - Not detected at the associated reporting limit
J - Estimated concentration
UJ - Not detected; associated reporting limit is estimated
R - Rejected
s.u. - Standard units
nc - No criteria
ND - Non Detect (calculation)
BOLD[abc] Concentration exceeds associated screening level
IDEM Appendix A: Screening Levels Remedation Closure Guide - March 25, 2014
a - Exceeds IDEM residential tap screening levels
b - Exceeds IDEM residential vapor exposure screening levels
c - Exceeds IDEM commercial/industrial vapor screening levels

APPENDIX G.3

GROUNDWATER QUALITY DATA
RFI REPORT
FORMER MANUAL TRANSMISSIONS OF MUNCIE FACILITY
MUNCIE, INDIANA

AOI		*AOI 35*	*AOI 35*	*AOI 35*	*AOI 35*	*AOI 35*
Sample Location		***MW-24***	***MW-24***	***MW-24***	***MW-24***	***MW-24***
Sample Identification		***GW-17330-100902-EH-020***	***GW-072104-MR-017***	***GW-017330-051006-PK-014***	***GW-017324-111408-NH-022***	***GW-17324-120811-EM-032***
Sample Date		***10/9/2002***	***7/21/2004***	***5/10/2006***	***11/14/2008***	***12/8/2011***
Sample Depth		-	-	-	-	-
Sample Depth						
	Units					
Volatile Organic Compounds (VOCs)						
Acetone	ug/L	25 UJ	17 U	10 U	10 U	10 U
Benzene	ug/L	1.0 U	1.7 U	1 U	1.0 U	1.0 U
Bromodichloromethane	ug/L	1.0 U	1.7 U	1 U	1.0 U	1.0 U
Bromoform	ug/L	1.0 U	1.7 U	1 U	1.0 U	1.0 U
Bromomethane (Methyl bromide)	ug/L	1.0 U	1.7 U	1 U	1.0 U	1.0 U
2-Butanone (Methyl ethyl ketone) (MEK)	ug/L	25 U	17 U	10 U	10 U	10 U
Carbon disulfide	ug/L	5.0 U	1.7 U	1 U	1.0 U	1.0 U
Carbon tetrachloride	ug/L	1.0 U	1.7 U	1 U	1.0 U	1.0 U
Chlorobenzene	ug/L	1.0 U	1.7 U	1 U	1.0 U	1.0 U
Chloroethane	ug/L	1.0 U	1.7 U	1 U	1.0 U	1.0 U
2-Chloroethyl vinyl ether	ug/L	--	--	--	--	--
Chloroform (Trichloromethane)	ug/L	1.0 U	1.7 U	1 U	1.0 U	1.0 U
Chloromethane (Methyl chloride)	ug/L	1.0 U	1.7 U	1 U	1.0 U	1.0 U
Cyclohexane	ug/L	1.0 U	1.7 U	--	1.0 U	1.0 U
1,2-Dibromo-3-chloropropane (DBCP)	ug/L	1.0 U	3.3 U	--	2.0 U	2.0 U
Dibromochloromethane	ug/L	1.0 U	1.7 U	1 U	1.0 U	1.0 U
1,2-Dibromoethane (Ethylene dibromide)	ug/L	1.0 U	1.7 U	--	1.0 U	1.0 U
1,2-Dichlorobenzene	ug/L	1.0 U	1.7 U	--	1.0 U	1.0 U
1,3-Dichlorobenzene	ug/L	1.0 U	1.7 U	--	1.0 U	1.0 U
1,4-Dichlorobenzene	ug/L	1.0 U	1.7 U	--	1.0 U	1.0 U
Dichlorodifluoromethane (CFC-12)	ug/L	1.0 U	1.7 U	--	1.0 U	1.0 U
1,1-Dichloroethane	ug/L	1.0 U	1.7 U	1 U	1.0 U	1.0 U
1,2-Dichloroethane	ug/L	1.0 U	1.7 U	1 U	1.0 U	1.0 U
1,2-Dichloroethene (total)	ug/L	--	--	--	--	--
1,1-Dichloroethene	ug/L	1.0 U	1.7 U	1 U	1.0 U	1.0 U
cis-1,2-Dichloroethene	ug/L	1.0 U	4.0	1 U	1.0 U	1.0 U
trans-1,2-Dichloroethene	ug/L	1.0 U	1.5 J	1 U	1.0 U	1.0 U
1,2-Dichloropropane	ug/L	1.0 U	1.7 U	1 U	1.0 U	1.0 U
cis-1,3-Dichloropropene	ug/L	1.0 U	1.7 U	1 U	1.0 U	1.0 U
trans-1,3-Dichloropropene	ug/L	1.0 UJ	1.7 U	1 U	1.0 U	1.0 U
Ethylbenzene	ug/L	1.0 U	1.7 U	1 U	1.0 U	1.0 U
2-Hexanone	ug/L	50 U	17 U	10 U	10 U	10 U
Isopropyl benzene	ug/L	5.0 U	1.7 U	--	1.0 U	1.0 U
Methyl acetate	ug/L	10 U	17 U	--	10 U	10 U
Methyl cyclohexane	ug/L	1.0 U	1.7 U	--	1.0 U	1.0 U
Methyl tert butyl ether (MTBE)	ug/L	5.0 U	8.4 U	--	5.0 U	5.0 U
4-Methyl-2-pentanone (Methyl isobutyl ketone) (MIBK)	ug/L	50 U	17 U	10 U	10 U	10 U
Methylene chloride	ug/L	5.0 U	1.7 U	1 U	1.0 U	1.0 U
Styrene	ug/L	1.0 U	1.7 U	0.61 J	1.0 U	1.0 U
VOCs (Continued)						

APPENDIX G.3

GROUNDWATER QUALITY DATA
RFI REPORT
FORMER MANUAL TRANSMISSIONS OF MUNCIE FACILITY
MUNCIE, INDIANA

AOI		*AOI 35*	*AOI 35*	*AOI 35*	*AOI 35*	*AOI 35*
Sample Location		***MW-24***	***MW-24***	***MW-24***	***MW-24***	***MW-24***
Sample Identification		***GW-17330-100902-EH-020***	***GW-072104-MR-017***	***GW-017330-051006-PK-014***	***GW-017324-111408-NH-022***	***GW-17324-120811-EM-032***
Sample Date		***10/9/2002***	***7/21/2004***	***5/10/2006***	***11/14/2008***	***12/8/2011***
Sample Depth		-	-	-	-	-
Sample Depth						
	Units					
1,1,2,2-Tetrachloroethane	ug/L	1.0 U	1.7 U	1 U	1.0 U	1.0 U
Tetrachloroethene	ug/L	1.0 U	1.7 U	1 U	1.0 U	1.0 U
Toluene	ug/L	1.0 U	1.7 U	0.22 J	1.0 U	1.0 U
1,2,4-Trichlorobenzene	ug/L	5.0 U	1.7 U	--	1.0 U	1.0 U
1,1,1-Trichloroethane	ug/L	1.0 U	1.7 U	1 U	1.0 U	1.0 U
1,1,2-Trichloroethane	ug/L	1.0 U	1.7 U	1 U	1.0 U	1.0 U
Trichloroethene	ug/L	1.0 U	**46**[abc]	1.8 U	1.0 U	0.68 J
Trichlorofluoromethane (CFC-11)	ug/L	1.0 U	1.7 U	--	1.0 U	1.0 U
Trifluorotrichloroethane (Freon 113)	ug/L	1.0 U	1.7 U	--	1.0 U	1.0 U
Vinyl acetate	ug/L	--	--	--	--	--
Vinyl chloride	ug/L	1.0 U	1.7 U	1 U	1.0 U	1.0 U
Xylenes (total)	ug/L	3.0 U	3.3 U	0.53 J	2.0 U	2.0 U
Semi-Volatile Organic Compounds (SVOCs)						
Acenaphthene	ug/L	--	--	0.2 U	0.20 U	--
Acenaphthylene	ug/L	--	--	0.2 U	0.20 U	--
Acetonitrile	ug/L	--	--	--	--	--
Acetophenone	ug/L	--	--	1 U	1.0 U	--
2-Acetylaminofluorene	ug/L	--	--	--	--	--
Acrolein	ug/L	--	--	--	--	--
Acrylonitrile	ug/L	--	--	--	--	--
Allyl chloride	ug/L	--	--	--	--	--
4-Aminobiphenyl	ug/L	--	--	--	--	--
Aniline	ug/L	--	--	--	--	--
Anthracene	ug/L	--	--	0.2 U	0.20 U	--
Aramite	ug/L	--	--	--	--	--
Atrazine	ug/L	--	--	1 U	1.0 U	--
Benzaldehyde	ug/L	--	--	1 U	1.0 U	--
Benzidine	ug/L	--	--	--	--	--
Benzo(a)anthracene	ug/L	--	--	0.2 U	0.20 U	--
Benzo(a)pyrene	ug/L	--	--	0.2 U	0.20 U	--
Benzo(b)fluoranthene	ug/L	--	--	0.2 U	0.20 U	--
Benzo(g,h,i)perylene	ug/L	--	--	0.2 U	0.20 U	--
Benzo(k)fluoranthene	ug/L	--	--	0.2 U	0.20 U	--
Benzoic acid	ug/L	--	--	--	--	--
Benzyl alcohol	ug/L	--	--	--	--	--
Biphenyl (1,1-Biphenyl)	ug/L	--	--	1 U	1.0 U	--
4-Bromophenyl phenyl ether	ug/L	--	--	2 U	2.0 U	--
Butyl benzylphthalate (BBP)	ug/L	--	--	1 U	1.0 U	--
Caprolactam	ug/L	--	--	5 U	5.0 U	--
Carbazole	ug/L	--	--	1 U	1.0 U	--
4-Chloro-3-methylphenol	ug/L	--	--	2 U	2.0 U	--
4-Chloroaniline	ug/L	--	--	2 U	2.0 U	--
Chlorobenzilate	ug/L	--	--	--	--	--
bis(2-Chloroethoxy)methane	ug/L	--	--	1 U	1.0 U	--
bis(2-Chloroethyl)ether	ug/L	--	--	1 U	1.0 U	--

APPENDIX G.3

GROUNDWATER QUALITY DATA
RFI REPORT
FORMER MANUAL TRANSMISSIONS OF MUNCIE FACILITY
MUNCIE, INDIANA

AOI		*AOI 35*	*AOI 35*	*AOI 35*	*AOI 35*	*AOI 35*
Sample Location		***MW-24***	***MW-24***	***MW-24***	***MW-24***	***MW-24***
Sample Identification		***GW-17330-100902-EH-020***	***GW-072104-MR-017***	***GW-017330-051006-PK-014***	***GW-017324-111408-NH-022***	***GW-17324-120811-EM-032***
Sample Date		***10/9/2002***	***7/21/2004***	***5/10/2006***	***11/14/2008***	***12/8/2011***
Sample Depth		*-*	*-*	*-*	*-*	*-*
Sample Depth						
	Units					
2-Chloronaphthalene	ug/L	--	--	1 U	1.0 U	--
2-Chlorophenol	ug/L	--	--	1 U	1.0 U	--
4-Chlorophenyl phenyl ether	ug/L	--	--	2 U	2.0 U	--
Chloroprene	ug/L	--	--	--	--	--
Chrysene	ug/L	--	--	0.2 U	0.20 U	--
Cresol isomers	ug/L	--	--	--	--	--
Diallate	ug/L	--	--	--	--	--
Dibenz(a,h)anthracene	ug/L	--	--	0.2 U	0.20 U	--
Dibenzofuran	ug/L	--	--	1 U	1.0 U	--
Dibromochloromethane	ug/L	--	--	--	--	--
Dibromomethane	ug/L	--	--	--	--	--
trans-1,4-Dichloro-2-butene	ug/L	--	--	--	--	--
3,3'-Dichlorobenzidine	ug/L	--	--	5 U	5.0 U	--
2,4-Dichlorophenol	ug/L	--	--	2 U	2.0 U	--
2,6-Dichlorophenol	ug/L	--	--	--	--	--
Diethyl phthalate	ug/L	--	--	1 U	1.0 U	--
Dimethoate	ug/L	--	--	--	--	--
Dimethyl phthalate	ug/L	--	--	1 U	1.0 U	--
p-Dimethylaminoazobenzene A	ug/L	--	--	--	--	--
7,12-Dimethylbenz(a)anthracene	ug/L	--	--	--	--	--
3,3-Dimethylbenzidine	ug/L	--	--	--	--	--
a,a-Dimethylphenethylamine	ug/L	--	--	--	--	--
2,4-Dimethylphenol	ug/L	--	--	2 U	2.0 U	--
Di-n-butylphthalate (DBP)	ug/L	--	--	1 U	1.0 U	--
4,6-Dinitro-2-methylphenol	ug/L	--	--	5 U	5.0 U	--
Dinitrobenzene, NOS	ug/L	--	--	--	--	--
2,4-Dinitrophenol	ug/L	--	--	5 U	5.0 U	--
2,4-Dinitrotoluene	ug/L	--	--	5 U	5.0 U	--
2,6-Dinitrotoluene	ug/L	--	--	5 U	5.0 U	--
Di-n-octyl phthalate (DnOP)	ug/L	--	--	1 U	1.0 U	--
1,4-Dioxane	ug/L	--	--	--	--	--
Diphenylamine	ug/L	--	--	--	--	--
1,2-Diphenylhydrazine	ug/L	--	--	--	--	--
Disulfoton	ug/L	--	--	--	--	--

APPENDIX G.3

GROUNDWATER QUALITY DATA
RFI REPORT
FORMER MANUAL TRANSMISSIONS OF MUNCIE FACILITY
MUNCIE, INDIANA

AOI		*AOI 35*	*AOI 35*	*AOI 35*	*AOI 35*	*AOI 35*
Sample Location		*MW-24*	*MW-24*	*MW-24*	*MW-24*	*MW-24*
Sample Identification		*GW-17330-100902-EH-020*	*GW-072104-MR-017*	*GW-017330-051006-PK-014*	*GW-017324-111408-NH-022*	*GW-17324-120811-EM-032*
Sample Date		*10/9/2002*	*7/21/2004*	*5/10/2006*	*11/14/2008*	*12/8/2011*
Sample Depth		*-*	*-*	*-*	*-*	*-*
Sample Depth						
	Units					
SVOCs (Continued)						
Ethyl methacrylate	ug/L	--	--	--	--	--
Ethyl methanesulfonate	ug/L	--	--	--	--	--
bis(2-Ethylhexyl)phthalate (DEHP)	ug/L	--	--	1 U	2.0 U	--
Famphur	ug/L	--	--	--	--	--
Fluoranthene	ug/L	--	--	0.2 U	0.20 U	--
Fluorene	ug/L	--	--	0.2 U	0.20 U	--
Hexachlorobenzene	ug/L	--	--	0.2 U	0.20 U	--
Hexachlorobutadiene	ug/L	--	--	1 U	1.0 U	--
Hexachlorocyclopentadiene	ug/L	--	--	10 U	10 U	--
Hexachloroethane	ug/L	--	--	1 U	1.0 U	--
Hexachlorophene A	ug/L	--	--	--	--	--
Hexachloropropene	ug/L	--	--	--	--	--
Indeno(1,2,3-cd)pyrene	ug/L	--	--	0.2 U	0.20 U	--
Iodomethane	ug/L	--	--	--	--	--
Isodrin	ug/L	--	--	--	--	--
Isophorone	ug/L	--	--	1 U	1.0 U	--
Isosafrole	ug/L	--	--	--	--	--
Kepone	ug/L	--	--	--	--	--
Methapyrilene	ug/L	--	--	--	--	--
Methyl acrylonitrile	ug/L	--	--	--	--	--
Methyl methacrylate	ug/L	--	--	--	--	--
Methyl methanesulfonate	ug/L	--	--	--	--	--
Methyl parathion	ug/L	--	--	--	--	--
3-Methylcholanthrene	ug/L	--	--	--	--	--
2-Methylnaphthalene	ug/L	--	--	0.2 U	0.20 U	--
2-Methylphenol	ug/L	--	--	1 U	1.0 U	--
3&4-Methylphenol	ug/L	--	--	--	--	--
4-Methylphenol	ug/L	--	--	1 U	1.0 U	--
Naphthalene	ug/L	--	--	0.2 U	0.20 U	--
1,4-Naphthoquinone	ug/L	--	--	--	--	--
1-Naphthylamine	ug/L	--	--	--	--	--
2-Naphthylamine	ug/L	--	--	--	--	--
2-Nitroaniline	ug/L	--	--	2 U	2.0 U	--
3-Nitroaniline	ug/L	--	--	2 U	2.0 U	--
4-Nitroaniline	ug/L	--	--	2 U	2.0 U	--
Nitrobenzene	ug/L	--	--	1 U	1.0 U	--
2-Nitrophenol	ug/L	--	--	2 U	2.0 U	--
4-Nitrophenol	ug/L	--	--	5 U	5.0 U	--
4-Nitroquinoline-N-oxide	ug/L	--	--	--	--	--
N-Nitrosodi-n-butylamine	ug/L	--	--	--	--	--
N-Nitrosodi-n-propylamine	ug/L	--	--	1 U	1.0 U	--
N-Nitrosodiphenylamine	ug/L	--	--	1 U	1.0 U	--
N-Nitrosodiethylamine	ug/L	--	--	--	--	--
N-Nitrosodimethylamine	ug/L	--	--	--	--	--
N-Nitrosomethylethylamine	ug/L	--	--	--	--	--

APPENDIX G.3

GROUNDWATER QUALITY DATA
RFI REPORT
FORMER MANUAL TRANSMISSIONS OF MUNCIE FACILITY
MUNCIE, INDIANA

AOI		*AOI 35*	*AOI 35*	*AOI 35*	*AOI 35*	*AOI 35*
Sample Location		*MW-24*	*MW-24*	*MW-24*	*MW-24*	*MW-24*
Sample Identification		*GW-17330-100902-EH-020*	*GW-072104-MR-017*	*GW-017330-051006-PK-014*	*GW-017324-111408-NH-022*	*GW-17324-120811-EM-032*
Sample Date		*10/9/2002*	*7/21/2004*	*5/10/2006*	*11/14/2008*	*12/8/2011*
Sample Depth		*-*	*-*	*-*	*-*	*-*
Sample Depth						
	Units					
SVOCs (Continued)						
N-Nitrosomorpholine	ug/L	--	--	--	--	--
N-Nitrosopiperidine	ug/L	--	--	--	--	--
N-Nitrosopyrrolidine	ug/L	--	--	--	--	--
2,2'-Oxybis(1-chloropropane) (bis(2-Chloroisopropyl) ether)	ug/L	--	--	1 U	1.0 U	--
Pentachlorobenzene	ug/L	--	--	--	--	--
Pentachloroethane	ug/L	--	--	--	--	--
Pentachloronitrobenzene	ug/L	--	--	--	--	--
Pentachlorophenol	ug/L	--	--	5 U	5.0 U	--
Phenacetin	ug/L	--	--	--	--	--
Phenanthrene	ug/L	--	--	0.2 U	0.20 U	--
Phenol	ug/L	--	--	1 U	1.0 U	--
p-Phenylenediamine	ug/L	--	--	--	--	--
Phorate	ug/L	--	--	--	--	--
2-Picoline	ug/L	--	--	--	--	--
Pronamide	ug/L	--	--	--	--	--
Propionitrile (ethyl cyanide)	ug/L	--	--	--	--	--
Pyrene	ug/L	--	--	0.2 U	0.20 U	--
Pyridine	ug/L	--	--	--	--	--
Safrole	ug/L	--	--	--	--	--
1,2,4,5-Tetrachlorobenzene	ug/L	--	--	--	--	--
1,1,1,2-Tetrachloroethane	ug/L	--	--	--	--	--
2,3,4,6-Tetrachlorophenol	ug/L	--	--	--	--	--
Thionazin (O,O-diethyl-O-2-pyrazinyl phosphorothioate)	ug/L	--	--	--	--	--
o-Toluidine A	ug/L	--	--	--	--	--
5-Nitro-2-toluidine	ug/L	--	--	--	--	--
2,4,5-Trichlorophenol	ug/L	--	--	5 U	5.0 U	--
2,4,6-Trichlorophenol	ug/L	--	--	5 U	5.0 U	--
1,2,3-Trichloropropane	ug/L	--	--	--	--	--
0,0,0-Triethylphosphorothioate	ug/L	--	--	--	--	--
1,3,5-Trinitrobenzene	ug/L	--	--	--	--	--
PCBs						
Aroclor-1016 (PCB-1016)	ug/L	--	--	--	--	--
Aroclor-1221 (PCB-1221)	ug/L	--	--	--	--	--
Aroclor-1232 (PCB-1232)	ug/L	--	--	--	--	--
Aroclor-1242 (PCB-1242)	ug/L	--	--	--	--	--
Aroclor-1248 (PCB-1248)	ug/L	--	--	--	--	--
Aroclor-1254 (PCB-1254)	ug/L	--	--	--	--	--
Aroclor-1260 (PCB-1260)	ug/L	--	--	--	--	--
Total PCBs	ug/L	--	--	--	--	--
Total Petroleum Hydrocarbons (TPH)						
Total Petroleum Hydrocarbons - Purgeable (GRO)	ug/L	--	--	--	--	--

APPENDIX G.3

GROUNDWATER QUALITY DATA
RFI REPORT
FORMER MANUAL TRANSMISSIONS OF MUNCIE FACILITY
MUNCIE, INDIANA

AOI		*AOI 35*	*AOI 35*	*AOI 35*	*AOI 35*	*AOI 35*
Sample Location		***MW-24***	***MW-24***	***MW-24***	***MW-24***	***MW-24***
Sample Identification		***GW-17330-100902-EH-020***	***GW-072104-MR-017***	***GW-017330-051006-PK-014***	***GW-017324-111408-NH-022***	***GW-17324-120811-EM-032***
Sample Date		***10/9/2002***	***7/21/2004***	***5/10/2006***	***11/14/2008***	***12/8/2011***
Sample Depth		***-***	***-***	***-***	***-***	***-***
Sample Depth						
	Units					
Metals						
Aluminum	ug/L	--	--	--	--	--
Antimony	ug/L	--	--	--	--	--
Arsenic	ug/L	--	--	10 U	10.0 U	--
Arsenic (dissolved)	ug/L	--	--	10 U	10.0 U	--
Barium	ug/L	--	--	279	248	--
Barium (dissolved)	ug/L	--	--	275	253	--
Beryllium	ug/L	--	--	--	--	--
Cadmium	ug/L	--	--	5 U	5.0 U	--
Cadmium (dissolved)	ug/L	--	--	5 U	5.0 U	--
Calcium	ug/L	--	--	--	--	--
Calcium (dissolved)	ug/L	--	91900	--	--	--
Chromium	ug/L	--	--	8.8 J	10.0 U	--
Chromium (dissolved)	ug/L	--	--	10 U	10.0 U	--
Cobalt	ug/L	--	--	--	--	--
Copper	ug/L	--	--	--	--	--
Copper (dissolved)	ug/L	--	--	--	--	--
Iron	ug/L	--	--	--	--	--
Iron (dissolved)	ug/L	--	--	--	--	--
Lead	ug/L	--	--	3 U	3.9	--
Lead (dissolved)	ug/L	--	--	3 U	3.0 U	--
Magnesium	ug/L	--	--	--	--	--
Magnesium (dissolved)	ug/L	--	47200	--	--	--
Manganese	ug/L	--	--	--	--	--
Manganese (dissolved)	ug/L	--	67	--	--	--
Mercury	ug/L	--	--	0.2 U	0.20 U	--
Mercury (dissolved)	ug/L	--	--	0.2 U	0.20 U	--
Nickel	ug/L	--	--	--	--	--
Nickel (dissolved)	ug/L	--	--	--	--	--
Potassium	ug/L	--	--	--	--	--
Selenium	ug/L	--	--	5 U	5.0 U	--
Selenium (dissolved)	ug/L	--	--	5 U	5.0 U	--
Silver	ug/L	--	--	10 U	10.0 U	--
Silver (dissolved)	ug/L	--	--	10 U	10.0 U	--
Sodium	ug/L	--	--	--	--	--
Thallium	ug/L	--	--	--	--	--
Vanadium	ug/L	--	--	--	--	--
Zinc	ug/L	--	--	--	--	--
Zinc (dissolved)	ug/L	--	--	--	--	--

APPENDIX G.3

GROUNDWATER QUALITY DATA
RFI REPORT
FORMER MANUAL TRANSMISSIONS OF MUNCIE FACILITY
MUNCIE, INDIANA

AOI		***AOI 35***	***AOI 35***	***AOI 35***	***AOI 35***	***AOI 35***
Sample Location		***MW-24***	***MW-24***	***MW-24***	***MW-24***	***MW-24***
Sample Identification		***GW-17330-100902-EH-020***	***GW-072104-MR-017***	***GW-017330-051006-PK-014***	***GW-017324-111408-NH-022***	***GW-17324-120811-EM-032***
Sample Date		***10/9/2002***	***7/21/2004***	***5/10/2006***	***11/14/2008***	***12/8/2011***
Sample Depth		***-***	***-***	***-***	***-***	***-***
Sample Depth						
	Units					
Gas						
Ethane	ug/L	--	0.50 U	--	--	--
Ethene	ug/L	--	0.50 U	--	--	--
Methane	ug/L	--	2.3 J	--	--	--
General Chemistry						
Alkalinity, bicarbonate	ug/L	--	360000	--	--	--
Alkalinity, carbonate	ug/L	--	30000 J	--	--	--
Bicarbonate (as CaCO3)	ug/L	--	--	--	--	--
Chloride	ug/L	--	15400	--	--	--
Dissolved organic carbon (DOC)	ug/L	--	3000	--	--	--
Hardness	ug/L	--	424000	--	--	--
Hardness, carbonate	ug/L	--	--	--	--	--
Nitrate (as N)	ug/L	--	100 U	--	--	--
Nitrite (as N)	ug/L	--	100 U	--	--	--
pH	s.u.	--	--	--	--	--
Sulfate	ug/L	--	83300	--	--	--
Sulfide	ug/L	--	--	--	--	--
Total dissolved solids (TDS)	ug/L	--	--	--	--	--
Total organic carbon (TOC)	ug/L	--	--	--	--	--

Notes

ug/L - Micrograms per litre
"-" - No value
U - Not detected at the associated reporting limit
J - Estimated concentration
UJ - Not detected; associated reporting limit is estimated
R - Rejected
s.u. - Standard units
nc - No criteria
ND - Non Detect (calculation)
BOLD[abc] Concentration exceeds associated screening level
IDEM Appendix A: Screening Levels Remedation Closure Guide - March 25, 2014
a - Exceeds IDEM residential tap screening levels
b - Exceeds IDEM residential vapor exposure screening levels
c - Exceeds IDEM commercial/industrial vapor screening levels

APPENDIX G.3

GROUNDWATER QUALITY DATA
RFI REPORT
FORMER MANUAL TRANSMISSIONS OF MUNCIE FACILITY
MUNCIE, INDIANA

AOI		*AOI 35*	*AOI 35*	*AOI 35*	*AOI 35*	*AOI 35*	*AOI 35*	*AOI 35*	*AOI 35*
Sample Location		*MW-24*	*MW-24*	*MW-37*	*MW-37*	*MW-37*	*MW-37*	*MW-37*	*MW-37*
Sample Identification		*GW-17324-120811-EM-033*	*GW-017324-050714-SM-040*	*MW-37*	*MW-37*	*MW-37*	*MW-37*	*MW-37*	*GW-17330-101002-EH-024*
Sample Date		*12/8/2011*	*5/7/2014*	*8/5/1999*	*9/14/1999*	*10/1/2000*	*3/27/2001*	*6/1/2001*	*10/10/2002*
Sample Depth		-	-	-	-	-	-	-	-
Sample Depth									
	Units								
Volatile Organic Compounds (VOCs)									
Acetone	ug/L	10 U	10 U	5000 U	5000 U	U	U	U	5000 UJ
Benzene	ug/L	1.0 U	1.0 U	100 U	100 U	U	U	U	200 U
Bromodichloromethane	ug/L	1.0 U	1.0 U	100 U	100 U	U	U	U	200 U
Bromoform	ug/L	1.0 U	1.0 U	100 U	100 U	--	--	--	200 U
Bromomethane (Methyl bromide)	ug/L	1.0 U	1.0 U	100 U	100 U	--	--	--	200 U
2-Butanone (Methyl ethyl ketone) (MEK)	ug/L	10 U	10 U	500 U	5000 U	U	U	U	5000 UJ
Carbon disulfide	ug/L	1.0 U	1.0 U	500 U	500 U	--	--	--	1000 U
Carbon tetrachloride	ug/L	1.0 U	1.0 U	100 U	100 U	--	--	--	200 U
Chlorobenzene	ug/L	1.0 U	1.0 U	100 U	100 U	U	U	U	200 U
Chloroethane	ug/L	1.0 U	1.0 U	100 U	100 U	U	U	U	200 U
2-Chloroethyl vinyl ether	ug/L	--	--	--	--	U	--	U	--
Chloroform (Trichloromethane)	ug/L	1.0 U	1.0 U	100 U	100 U	U	U	U	200 U
Chloromethane (Methyl chloride)	ug/L	1.0 U	1.0 U	100 U	100 U	U	U	U	200 U
Cyclohexane	ug/L	1.0 U	1.0 U	--	--	--	--	--	200 U
1,2-Dibromo-3-chloropropane (DBCP)	ug/L	2.0 U	2.0 U	--	--	--	--	--	200 U
Dibromochloromethane	ug/L	1.0 U	1.0 U	--	--	--	--	U	200 U
1,2-Dibromoethane (Ethylene dibromide)	ug/L	1.0 U	1.0 U	--	--	--	--	--	200 U
1,2-Dichlorobenzene	ug/L	1.0 U	1.0 U	--	--	--	--	--	200 U
1,3-Dichlorobenzene	ug/L	1.0 U	1.0 U	--	--	--	--	--	200 U
1,4-Dichlorobenzene	ug/L	1.0 U	1.0 U	--	--	--	--	--	200 U
Dichlorodifluoromethane (CFC-12)	ug/L	1.0 U	1.0 U	--	--	--	--	--	200 U
1,1-Dichloroethane	ug/L	1.0 U	1.0 U	100 U	100 U	U	U	U	200 U
1,2-Dichloroethane	ug/L	1.0 U	1.0 U	100 U	100 U	U	U	U	200 U
1,2-Dichloroethene (total)	ug/L	--	--	100 U	100 U	U	--	U	--
1,1-Dichloroethene	ug/L	1.0 U	1.0 U	100 U	100 U	U	U	U	200 U
cis-1,2-Dichloroethene	ug/L	1.0 U	8.1	**340[a]**	**120[a]**	**700[a]**	**3400[a]**	**480[a]**	**200[a]**
trans-1,2-Dichloroethene	ug/L	1.0 U	1.4	100 U	100 U	U	U	U	200 U
1,2-Dichloropropane	ug/L	1.0 U	1.0 U	100 U	100 U	--	--	--	200 U
cis-1,3-Dichloropropene	ug/L	1.0 U	1.0 U	100 U	100 U	--	--	--	200 U
trans-1,3-Dichloropropene	ug/L	1.0 U	1.0 U	100 U	100 U	--	--	--	200 U
Ethylbenzene	ug/L	1.0 U	1.0 U	100 U	100 U	U	U	U	200 U
2-Hexanone	ug/L	10 U	10 U	5000 U	5000 U	U	U	U	10000 UJ
Isopropyl benzene	ug/L	1.0 U	1.0 U	--	--	--	--	--	1000 U
Methyl acetate	ug/L	10 U	10 U	--	--	--	--	--	2000 U
Methyl cyclohexane	ug/L	1.0 U	1.0 U	--	--	--	--	--	200 U
Methyl tert butyl ether (MTBE)	ug/L	5.0 U	1.0 U	--	--	--	--	--	1000 U
4-Methyl-2-pentanone (Methyl isobutyl ketone) (MIBK)	ug/L	10 U	10 U	5000 U	5000 U	--	--	--	10000 U
Methylene chloride	ug/L	1.0 U	1.0 U	100 U	100 U	U	U	U	1000 U
Styrene	ug/L	1.0 U	1.0 U	100 U	100 U	--	--	--	200 U
VOCs (Continued)									

APPENDIX G.3

GROUNDWATER QUALITY DATA
RFI REPORT
FORMER MANUAL TRANSMISSIONS OF MUNCIE FACILITY
MUNCIE, INDIANA

AOI		*AOI 35*	*AOI 35*	*AOI 35*	*AOI 35*	*AOI 35*	*AOI 35*	*AOI 35*	*AOI 35*
Sample Location		***MW-24***	***MW-24***	***MW-37***	***MW-37***	***MW-37***	***MW-37***	***MW-37***	***MW-37***
Sample Identification		***GW-17324-120811-EM-033***	***GW-017324-050714-SM-040***	***MW-37***	***MW-37***	***MW-37***	***MW-37***	***MW-37***	***GW-17330-101002-EH-024***
Sample Date		***12/8/2011***	***5/7/2014***	***8/5/1999***	***9/14/1999***	***10/1/2000***	***3/27/2001***	***6/1/2001***	***10/10/2002***
Sample Depth		-	-	-	-	-	-	-	-
Sample Depth									
	Units								
1,1,2,2-Tetrachloroethane	ug/L	1.0 U	1.0 U	100 U	100 U	--	--	--	200 U
Tetrachloroethene	ug/L	1.0 U	4.8	**10000[abc]**	**5700[abc]**	**12000[abc]**	**90000[abc]**	**7400[abc]**	**6000[abc]**
Toluene	ug/L	1.0 U	1.0 U	100 U	100 U	U	U	U	200 U
1,2,4-Trichlorobenzene	ug/L	1.0 U	1.0 U	--	--	--	--	--	1000 U
1,1,1-Trichloroethane	ug/L	1.0 U	1.0 U	100 U	100 U	U	U	U	200 U
1,1,2-Trichloroethane	ug/L	1.0 U	1.0 U	100 U	100 U	--	--	--	200 U
Trichloroethene	ug/L	0.68 J	**6.4[a]**	100 U	100 U	**120[abc]**	U	**78[abc]**	200 U
Trichlorofluoromethane (CFC-11)	ug/L	1.0 U	1.0 U	--	--	--	--	--	200 U
Trifluorotrichloroethane (Freon 113)	ug/L	1.0 U	1.0 U	--	--	--	--	--	200 U
Vinyl acetate	ug/L	--	--	5000 U	1000 U	--	--	--	--
Vinyl chloride	ug/L	1.0 U	1.0 U	100 U	100 U	U	U	U	200 U
Xylenes (total)	ug/L	2.0 U	2.0 U	100 U	300 U	U	U	U	600 U
Semi-Volatile Organic Compounds (SVOCs)									
Acenaphthene	ug/L	--	--	--	--	--	--	--	--
Acenaphthylene	ug/L	--	--	--	--	--	--	--	--
Acetonitrile	ug/L	--	--	--	--	--	--	--	--
Acetophenone	ug/L	--	--	--	--	--	--	--	--
2-Acetylaminofluorene	ug/L	--	--	--	--	--	--	--	--
Acrolein	ug/L	--	--	--	--	--	--	--	--
Acrylonitrile	ug/L	--	--	--	--	--	--	--	--
Allyl chloride	ug/L	--	--	--	--	--	--	--	--
4-Aminobiphenyl	ug/L	--	--	--	--	--	--	--	--
Aniline	ug/L	--	--	--	--	--	--	--	--
Anthracene	ug/L	--	--	--	--	--	--	--	--
Aramite	ug/L	--	--	--	--	--	--	--	--
Atrazine	ug/L	--	--	--	--	--	--	--	--
Benzaldehyde	ug/L	--	--	--	--	--	--	--	--
Benzidine	ug/L	--	--	--	--	--	--	--	--
Benzo(a)anthracene	ug/L	--	--	--	--	--	--	--	--
Benzo(a)pyrene	ug/L	--	--	--	--	--	--	--	--
Benzo(b)fluoranthene	ug/L	--	--	--	--	--	--	--	--
Benzo(g,h,i)perylene	ug/L	--	--	--	--	--	--	--	--
Benzo(k)fluoranthene	ug/L	--	--	--	--	--	--	--	--
Benzoic acid	ug/L	--	--	--	--	--	--	--	--
Benzyl alcohol	ug/L	--	--	--	--	--	--	--	--
Biphenyl (1,1-Biphenyl)	ug/L	--	--	--	--	--	--	--	--
4-Bromophenyl phenyl ether	ug/L	--	--	--	--	--	--	--	--
Butyl benzylphthalate (BBP)	ug/L	--	--	--	--	--	--	--	--
Caprolactam	ug/L	--	--	--	--	--	--	--	--
Carbazole	ug/L	--	--	--	--	--	--	--	--
4-Chloro-3-methylphenol	ug/L	--	--	--	--	--	--	--	--
4-Chloroaniline	ug/L	--	--	--	--	--	--	--	--
Chlorobenzilate	ug/L	--	--	--	--	--	--	--	--
bis(2-Chloroethoxy)methane	ug/L	--	--	--	--	--	--	--	--
bis(2-Chloroethyl)ether	ug/L	--	--	--	--	--	--	--	--

APPENDIX G.3

GROUNDWATER QUALITY DATA
RFI REPORT
FORMER MANUAL TRANSMISSIONS OF MUNCIE FACILITY
MUNCIE, INDIANA

AOI		*AOI 35*	*AOI 35*	*AOI 35*	*AOI 35*	*AOI 35*	*AOI 35*	*AOI 35*	*AOI 35*
Sample Location		*MW-24*	*MW-24*	*MW-37*	*MW-37*	*MW-37*	*MW-37*	*MW-37*	*MW-37*
Sample Identification		*GW-17324-120811-EM-033*	*GW-017324-050714-SM-040*	*MW-37*	*MW-37*	*MW-37*	*MW-37*	*MW-37*	*GW-17330-101002-EH-024*
Sample Date		*12/8/2011*	*5/7/2014*	*8/5/1999*	*9/14/1999*	*10/1/2000*	*3/27/2001*	*6/1/2001*	*10/10/2002*
Sample Depth		-	-	-	-	-	-	-	-
Sample Depth									
	Units								
2-Chloronaphthalene	ug/L	--	--	--	--	--	--	--	--
2-Chlorophenol	ug/L	--	--	--	--	--	--	--	--
4-Chlorophenyl phenyl ether	ug/L	--	--	--	--	--	--	--	--
Chloroprene	ug/L	--	--	--	--	--	--	--	--
Chrysene	ug/L	--	--	--	--	--	--	--	--
Cresol isomers	ug/L	--	--	--	--	--	--	--	--
Diallate	ug/L	--	--	--	--	--	--	--	--
Dibenz(a,h)anthracene	ug/L	--	--	--	--	--	--	--	--
Dibenzofuran	ug/L	--	--	--	--	--	--	--	--
Dibromochloromethane	ug/L	--	--	100 U	100 U	U	U	--	--
Dibromomethane	ug/L	--	--	--	--	--	--	--	--
trans-1,4-Dichloro-2-butene	ug/L	--	--	--	--	--	--	--	--
3,3'-Dichlorobenzidine	ug/L	--	--	--	--	--	--	--	--
2,4-Dichlorophenol	ug/L	--	--	--	--	--	--	--	--
2,6-Dichlorophenol	ug/L	--	--	--	--	--	--	--	--
Diethyl phthalate	ug/L	--	--	--	--	--	--	--	--
Dimethoate	ug/L	--	--	--	--	--	--	--	--
Dimethyl phthalate	ug/L	--	--	--	--	--	--	--	--
p-Dimethylaminoazobenzene A	ug/L	--	--	--	--	--	--	--	--
7,12-Dimethylbenz(a)anthracene	ug/L	--	--	--	--	--	--	--	--
3,3-Dimethylbenzidine	ug/L	--	--	--	--	--	--	--	--
a,a-Dimethylphenethylamine	ug/L	--	--	--	--	--	--	--	--
2,4-Dimethylphenol	ug/L	--	--	--	--	--	--	--	--
Di-n-butylphthalate (DBP)	ug/L	--	--	--	--	--	--	--	--
4,6-Dinitro-2-methylphenol	ug/L	--	--	--	--	--	--	--	--
Dinitrobenzene, NOS	ug/L	--	--	--	--	--	--	--	--
2,4-Dinitrophenol	ug/L	--	--	--	--	--	--	--	--
2,4-Dinitrotoluene	ug/L	--	--	--	--	--	--	--	--
2,6-Dinitrotoluene	ug/L	--	--	--	--	--	--	--	--
Di-n-octyl phthalate (DnOP)	ug/L	--	--	--	--	--	--	--	--
1,4-Dioxane	ug/L	--	--	--	--	--	--	--	--
Diphenylamine	ug/L	--	--	--	--	--	--	--	--
1,2-Diphenylhydrazine	ug/L	--	--	--	--	--	--	--	--
Disulfoton	ug/L	--	--	--	--	--	--	--	--

APPENDIX G.3

GROUNDWATER QUALITY DATA
RFI REPORT
FORMER MANUAL TRANSMISSIONS OF MUNCIE FACILITY
MUNCIE, INDIANA

AOI		*AOI 35*	*AOI 35*	*AOI 35*	*AOI 35*	*AOI 35*	*AOI 35*	*AOI 35*	*AOI 35*
Sample Location		*MW-24*	*MW-24*	*MW-37*	*MW-37*	*MW-37*	*MW-37*	*MW-37*	*MW-37*
Sample Identification		*GW-17324-120811-EM-033*	*GW-017324-050714-SM-040*	*MW-37*	*MW-37*	*MW-37*	*MW-37*	*MW-37*	*GW-17330-101002-EH-024*
Sample Date		*12/8/2011*	*5/7/2014*	*8/5/1999*	*9/14/1999*	*10/1/2000*	*3/27/2001*	*6/1/2001*	*10/10/2002*
Sample Depth		*-*	*-*	*-*	*-*	*-*	*-*	*-*	*-*
Sample Depth									
	Units								
SVOCs (Continued)									
Ethyl methacrylate	ug/L	--	--	--	--	--	--	--	--
Ethyl methanesulfonate	ug/L	--	--	--	--	--	--	--	--
bis(2-Ethylhexyl)phthalate (DEHP)	ug/L	--	--	--	--	--	--	--	--
Famphur	ug/L	--	--	--	--	--	--	--	--
Fluoranthene	ug/L	--	--	--	--	--	--	--	--
Fluorene	ug/L	--	--	--	--	--	--	--	--
Hexachlorobenzene	ug/L	--	--	--	--	--	--	--	--
Hexachlorobutadiene	ug/L	--	--	--	--	--	--	--	--
Hexachlorocyclopentadiene	ug/L	--	--	--	--	--	--	--	--
Hexachloroethane	ug/L	--	--	--	--	--	--	--	--
Hexachlorophene A	ug/L	--	--	--	--	--	--	--	--
Hexachloropropene	ug/L	--	--	--	--	--	--	--	--
Indeno(1,2,3-cd)pyrene	ug/L	--	--	--	--	--	--	--	--
Iodomethane	ug/L	--	--	--	--	--	--	--	--
Isodrin	ug/L	--	--	--	--	--	--	--	--
Isophorone	ug/L	--	--	--	--	--	--	--	--
Isosafrole	ug/L	--	--	--	--	--	--	--	--
Kepone	ug/L	--	--	--	--	--	--	--	--
Methapyrilene	ug/L	--	--	--	--	--	--	--	--
Methyl acrylonitrile	ug/L	--	--	--	--	--	--	--	--
Methyl methacrylate	ug/L	--	--	--	--	--	--	--	--
Methyl methanesulfonate	ug/L	--	--	--	--	--	--	--	--
Methyl parathion	ug/L	--	--	--	--	--	--	--	--
3-Methylcholanthrene	ug/L	--	--	--	--	--	--	--	--
2-Methylnaphthalene	ug/L	--	--	--	--	--	--	--	--
2-Methylphenol	ug/L	--	--	--	--	--	--	--	--
3&4-Methylphenol	ug/L	--	--	--	--	--	--	--	--
4-Methylphenol	ug/L	--	--	--	--	--	--	--	--
Naphthalene	ug/L	--	--	--	--	--	--	--	--
1,4-Naphthoquinone	ug/L	--	--	--	--	--	--	--	--
1-Naphthylamine	ug/L	--	--	--	--	--	--	--	--
2-Naphthylamine	ug/L	--	--	--	--	--	--	--	--
2-Nitroaniline	ug/L	--	--	--	--	--	--	--	--
3-Nitroaniline	ug/L	--	--	--	--	--	--	--	--
4-Nitroaniline	ug/L	--	--	--	--	--	--	--	--
Nitrobenzene	ug/L	--	--	--	--	--	--	--	--
2-Nitrophenol	ug/L	--	--	--	--	--	--	--	--
4-Nitrophenol	ug/L	--	--	--	--	--	--	--	--
4-Nitroquinoline-N-oxide	ug/L	--	--	--	--	--	--	--	--
N-Nitrosodi-n-butylamine	ug/L	--	--	--	--	--	--	--	--
N-Nitrosodi-n-propylamine	ug/L	--	--	--	--	--	--	--	--
N-Nitrosodiphenylamine	ug/L	--	--	--	--	--	--	--	--
N-Nitrosodiethylamine	ug/L	--	--	--	--	--	--	--	--
N-Nitrosodimethylamine	ug/L	--	--	--	--	--	--	--	--
N-Nitrosomethylethylamine	ug/L	--	--	--	--	--	--	--	--

APPENDIX G.3

GROUNDWATER QUALITY DATA
RFI REPORT
FORMER MANUAL TRANSMISSIONS OF MUNCIE FACILITY
MUNCIE, INDIANA

AOI		*AOI 35*	*AOI 35*	*AOI 35*	*AOI 35*	*AOI 35*	*AOI 35*	*AOI 35*	*AOI 35*
Sample Location		*MW-24*	*MW-24*	*MW-37*	*MW-37*	*MW-37*	*MW-37*	*MW-37*	*MW-37*
Sample Identification		*GW-17324-120811-EM-033*	*GW-017324-050714-SM-040*	*MW-37*	*MW-37*	*MW-37*	*MW-37*	*MW-37*	*GW-17330-101002-EH-024*
Sample Date		*12/8/2011*	*5/7/2014*	*8/5/1999*	*9/14/1999*	*10/1/2000*	*3/27/2001*	*6/1/2001*	*10/10/2002*
Sample Depth		*-*	*-*	*-*	*-*	*-*	*-*	*-*	*-*
Sample Depth									
	Units								
SVOCs (Continued)									
N-Nitrosomorpholine	ug/L	--	--	--	--	--	--	--	--
N-Nitrosopiperidine	ug/L	--	--	--	--	--	--	--	--
N-Nitrosopyrrolidine	ug/L	--	--	--	--	--	--	--	--
2,2'-Oxybis(1-chloropropane) (bis(2-Chloroisopropyl) ether)	ug/L	--	--	--	--	--	--	--	--
Pentachlorobenzene	ug/L	--	--	--	--	--	--	--	--
Pentachloroethane	ug/L	--	--	--	--	--	--	--	--
Pentachloronitrobenzene	ug/L	--	--	--	--	--	--	--	--
Pentachlorophenol	ug/L	--	--	--	--	--	--	--	--
Phenacetin	ug/L	--	--	--	--	--	--	--	--
Phenanthrene	ug/L	--	--	--	--	--	--	--	--
Phenol	ug/L	--	--	--	--	--	--	--	--
p-Phenylenediamine	ug/L	--	--	--	--	--	--	--	--
Phorate	ug/L	--	--	--	--	--	--	--	--
2-Picoline	ug/L	--	--	--	--	--	--	--	--
Pronamide	ug/L	--	--	--	--	--	--	--	--
Propionitrile (ethyl cyanide)	ug/L	--	--	--	--	--	--	--	--
Pyrene	ug/L	--	--	--	--	--	--	--	--
Pyridine	ug/L	--	--	--	--	--	--	--	--
Safrole	ug/L	--	--	--	--	--	--	--	--
1,2,4,5-Tetrachlorobenzene	ug/L	--	--	--	--	--	--	--	--
1,1,1,2-Tetrachloroethane	ug/L	--	--	--	--	--	--	--	--
2,3,4,6-Tetrachlorophenol	ug/L	--	--	--	--	--	--	--	--
Thionazin (O,O-diethyl-O-2-pyrazinyl phosphorothioate)	ug/L	--	--	--	--	--	--	--	--
o-Toluidine A	ug/L	--	--	--	--	--	--	--	--
5-Nitro-2-toluidine	ug/L	--	--	--	--	--	--	--	--
2,4,5-Trichlorophenol	ug/L	--	--	--	--	--	--	--	--
2,4,6-Trichlorophenol	ug/L	--	--	--	--	--	--	--	--
1,2,3-Trichloropropane	ug/L	--	--	--	--	--	--	--	--
0,0,0-Triethylphosphorothioate	ug/L	--	--	--	--	--	--	--	--
1,3,5-Trinitrobenzene	ug/L	--	--	--	--	--	--	--	--
PCBs									
Aroclor-1016 (PCB-1016)	ug/L	--	--	--	--	--	--	--	--
Aroclor-1221 (PCB-1221)	ug/L	--	--	--	--	--	--	--	--
Aroclor-1232 (PCB-1232)	ug/L	--	--	--	--	--	--	--	--
Aroclor-1242 (PCB-1242)	ug/L	--	--	--	--	--	--	--	--
Aroclor-1248 (PCB-1248)	ug/L	--	--	--	--	--	--	--	--
Aroclor-1254 (PCB-1254)	ug/L	--	--	--	--	--	--	--	--
Aroclor-1260 (PCB-1260)	ug/L	--	--	--	--	--	--	--	--
Total PCBs	ug/L	--	--	--	--	--	--	--	--
Total Petroleum Hydrocarbons (TPH)									
Total Petroleum Hydrocarbons - Purgeable (GRO)	ug/L	--	--	--	--	--	--	--	--

APPENDIX G.3

GROUNDWATER QUALITY DATA
RFI REPORT
FORMER MANUAL TRANSMISSIONS OF MUNCIE FACILITY
MUNCIE, INDIANA

AOI		*AOI 35*	*AOI 35*	*AOI 35*	*AOI 35*	*AOI 35*	*AOI 35*	*AOI 35*	*AOI 35*
Sample Location		*MW-24*	*MW-24*	*MW-37*	*MW-37*	*MW-37*	*MW-37*	*MW-37*	*MW-37*
Sample Identification		*GW-17324-120811-EM-033*	*GW-017324-050714-SM-040*	*MW-37*	*MW-37*	*MW-37*	*MW-37*	*MW-37*	*GW-17330-101002-EH-024*
Sample Date		*12/8/2011*	*5/7/2014*	*8/5/1999*	*9/14/1999*	*10/1/2000*	*3/27/2001*	*6/1/2001*	*10/10/2002*
Sample Depth		*-*	*-*	*-*	*-*	*-*	*-*	*-*	*-*
Sample Depth									
	Units								
Metals									
Aluminum	ug/L	--	--	--	--	--	--	--	--
Antimony	ug/L	--	--	--	--	--	--	--	--
Arsenic	ug/L	--	--	--	--	--	--	--	--
Arsenic (dissolved)	ug/L	--	--	--	--	--	--	--	--
Barium	ug/L	--	--	--	--	--	--	--	--
Barium (dissolved)	ug/L	--	--	--	--	--	--	--	--
Beryllium	ug/L	--	--	--	--	--	--	--	--
Cadmium	ug/L	--	--	--	--	--	--	--	--
Cadmium (dissolved)	ug/L	--	--	--	--	--	--	--	--
Calcium	ug/L	--	--	--	--	--	--	--	--
Calcium (dissolved)	ug/L	--	--	--	--	--	--	--	--
Chromium	ug/L	--	--	--	--	--	--	--	--
Chromium (dissolved)	ug/L	--	--	--	--	--	--	--	--
Cobalt	ug/L	--	--	--	--	--	--	--	--
Copper	ug/L	--	--	--	--	--	--	--	--
Copper (dissolved)	ug/L	--	--	--	--	--	--	--	--
Iron	ug/L	--	--	--	--	--	--	--	--
Iron (dissolved)	ug/L	--	--	--	--	--	--	--	--
Lead	ug/L	--	--	--	--	--	--	--	--
Lead (dissolved)	ug/L	--	--	--	--	--	--	--	--
Magnesium	ug/L	--	--	--	--	--	--	--	--
Magnesium (dissolved)	ug/L	--	--	--	--	--	--	--	--
Manganese	ug/L	--	--	--	--	--	--	--	--
Manganese (dissolved)	ug/L	--	--	--	--	--	--	--	--
Mercury	ug/L	--	--	--	--	--	--	--	--
Mercury (dissolved)	ug/L	--	--	--	--	--	--	--	--
Nickel	ug/L	--	--	--	--	--	--	--	--
Nickel (dissolved)	ug/L	--	--	--	--	--	--	--	--
Potassium	ug/L	--	--	--	--	--	--	--	--
Selenium	ug/L	--	--	--	--	--	--	--	--
Selenium (dissolved)	ug/L	--	--	--	--	--	--	--	--
Silver	ug/L	--	--	--	--	--	--	--	--
Silver (dissolved)	ug/L	--	--	--	--	--	--	--	--
Sodium	ug/L	--	--	--	--	--	--	--	--
Thallium	ug/L	--	--	--	--	--	--	--	--
Vanadium	ug/L	--	--	--	--	--	--	--	--
Zinc	ug/L	--	--	--	--	--	--	--	--
Zinc (dissolved)	ug/L	--	--	--	--	--	--	--	--

APPENDIX G.3

GROUNDWATER QUALITY DATA
RFI REPORT
FORMER MANUAL TRANSMISSIONS OF MUNCIE FACILITY
MUNCIE, INDIANA

AOI		***AOI 35***	***AOI 35***	***AOI 35***	***AOI 35***	***AOI 35***	***AOI 35***	***AOI 35***	***AOI 35***
Sample Location		***MW-24***	***MW-24***	***MW-37***	***MW-37***	***MW-37***	***MW-37***	***MW-37***	***MW-37***
Sample Identification		***GW-17324-120811-EM-033***	***GW-017324-050714-SM-040***	***MW-37***	***MW-37***	***MW-37***	***MW-37***	***MW-37***	***GW-17330-101002-EH-024***
Sample Date		***12/8/2011***	***5/7/2014***	***8/5/1999***	***9/14/1999***	***10/1/2000***	***3/27/2001***	***6/1/2001***	***10/10/2002***
Sample Depth		***-***	***-***	***-***	***-***	***-***	***-***	***-***	***-***
Sample Depth									
	Units								
Gas									
Ethane	ug/L	--	--	--	--	--	--	--	--
Ethene	ug/L	--	--	--	--	--	--	--	--
Methane	ug/L	--	--	--	--	--	--	--	--
General Chemistry									
Alkalinity, bicarbonate	ug/L	--	--	--	--	--	--	--	--
Alkalinity, carbonate	ug/L	--	--	--	--	--	--	--	--
Bicarbonate (as CaCO3)	ug/L	--	--	--	--	--	--	--	--
Chloride	ug/L	--	--	--	--	--	--	--	--
Dissolved organic carbon (DOC)	ug/L	--	--	--	--	--	--	--	--
Hardness	ug/L	--	--	--	--	--	--	--	--
Hardness, carbonate	ug/L	--	--	--	--	--	--	--	--
Nitrate (as N)	ug/L	--	--	--	--	--	--	--	--
Nitrite (as N)	ug/L	--	--	--	--	--	--	--	--
pH	s.u.	--	--	--	--	--	--	--	--
Sulfate	ug/L	--	--	--	--	--	--	--	--
Sulfide	ug/L	--	--	--	--	--	--	--	--
Total dissolved solids (TDS)	ug/L	--	--	--	--	--	--	--	--
Total organic carbon (TOC)	ug/L	--	--	--	--	--	--	--	--

Notes

ug/L - Micrograms per litre
"-" - No value
U - Not detected at the associated reporting limit
J - Estimated concentration
UJ - Not detected; associated reporting limit is estimated
R - Rejected
s.u. - Standard units
nc - No criteria
ND - Non Detect (calculation)
BOLD[abc] Concentration exceeds associated screening level
IDEM Appendix A: Screening Levels Remedation Closure Guide - March 25, 2014
a - Exceeds IDEM residential tap screening levels
b - Exceeds IDEM residential vapor exposure screening levels
c - Exceeds IDEM commercial/industrial vapor screening levels

APPENDIX G.3

GROUNDWATER QUALITY DATA
RFI REPORT
FORMER MANUAL TRANSMISSIONS OF MUNCIE FACILITY
MUNCIE, INDIANA

AOI		*AOI 35*	*AOI 35*	*AOI 35*	*AOI 35*	*AOI 35*
Sample Location		*MW-37*	*MW-37*	*MW-37*	*MW-37*	*MW-37*
Sample Identification		*GW-072204-MR-027*	*GW-017330-042805-TP-027*	*GW-017330-101905-TP-018*	*GW-017330-051206-NH-033*	*GW-017324-111708-NH-026*
Sample Date		*7/22/2004*	*4/28/2005*	*10/19/2005*	*5/12/2006*	*11/17/2008*
Sample Depth		-	-	-	-	-
Sample Depth						
	Units					
Volatile Organic Compounds (VOCs)						
Acetone	ug/L	1000 U	1000 U	330 UJ	330 U	6700 U
Benzene	ug/L	100 U	100 U	33 U	33 U	670 U
Bromodichloromethane	ug/L	100 U	100 U	33 U	33 U	670 U
Bromoform	ug/L	100 U	100 U	33 UJ	33 U	670 U
Bromomethane (Methyl bromide)	ug/L	100 U	100 U	33 U	33 U	670 U
2-Butanone (Methyl ethyl ketone) (MEK)	ug/L	1000 U	1000 U	330 U	330 U	6700 U
Carbon disulfide	ug/L	100 U	100 U	33 U	33 U	670 U
Carbon tetrachloride	ug/L	100 U	100 U	33 U	33 U	670 U
Chlorobenzene	ug/L	100 U	100 U	33 U	33 U	670 U
Chloroethane	ug/L	100 U	100 U	33 U	33 U	670 U
2-Chloroethyl vinyl ether	ug/L	--	--	--	--	--
Chloroform (Trichloromethane)	ug/L	100 U	100 U	33 U	33 U	670 U
Chloromethane (Methyl chloride)	ug/L	100 U	100 U	33 U	33 U	670 U
Cyclohexane	ug/L	100 U	100 U	33 U	--	670 U
1,2-Dibromo-3-chloropropane (DBCP)	ug/L	200 U	200 U	67 U	--	1300 U
Dibromochloromethane	ug/L	100 U	100 U	33 UJ	33 U	670 U
1,2-Dibromoethane (Ethylene dibromide)	ug/L	100 U	100 U	33 U	--	670 U
1,2-Dichlorobenzene	ug/L	100 U	100 U	33 U	--	670 U
1,3-Dichlorobenzene	ug/L	100 U	100 U	33 U	--	670 U
1,4-Dichlorobenzene	ug/L	100 U	100 U	33 U	--	670 U
Dichlorodifluoromethane (CFC-12)	ug/L	100 U	100 U	33 U	--	670 U
1,1-Dichloroethane	ug/L	100 U	100 U	33 U	33 U	670 U
1,2-Dichloroethane	ug/L	100 U	100 U	33 U	33 U	670 U
1,2-Dichloroethene (total)	ug/L	--	--	--	--	--
1,1-Dichloroethene	ug/L	100 U	100 U	33 U	33 U	670 U
cis-1,2-Dichloroethene	ug/L	**85 J[a]**	**74 J[a]**	**140[a]**	60	670 U
trans-1,2-Dichloroethene	ug/L	100 U	100 U	33 U	33 U	670 U
1,2-Dichloropropane	ug/L	100 U	100 U	33 U	33 U	670 U
cis-1,3-Dichloropropene	ug/L	100 U	100 U	33 U	33 U	670 U
trans-1,3-Dichloropropene	ug/L	100 U	100 U	33 UJ	33 U	670 U
Ethylbenzene	ug/L	100 U	100 U	33 U	33 U	670 U
2-Hexanone	ug/L	1000 U	1000 U	330 U	330 U	6700 U
Isopropyl benzene	ug/L	100 U	100 U	33 U	--	670 U
Methyl acetate	ug/L	1000 U	1000 U	330 U	--	6700 U
Methyl cyclohexane	ug/L	100 U	100 U	33 U	--	670 U
Methyl tert butyl ether (MTBE)	ug/L	500 U	500 U	170 U	--	3300 U
4-Methyl-2-pentanone (Methyl isobutyl ketone) (MIBK)	ug/L	1000 U	1000 U	330 U	330 U	6700 U
Methylene chloride	ug/L	**160[a]**	100 U	33 UJ	**8.1 J[a]**	670 U
Styrene	ug/L	100 U	100 U	33 U	33 U	670 U
VOCs (Continued)						

APPENDIX G.3

GROUNDWATER QUALITY DATA
RFI REPORT
FORMER MANUAL TRANSMISSIONS OF MUNCIE FACILITY
MUNCIE, INDIANA

AOI		*AOI 35*	*AOI 35*	*AOI 35*	*AOI 35*	*AOI 35*
Sample Location		***MW-37***	***MW-37***	***MW-37***	***MW-37***	***MW-37***
Sample Identification		***GW-072204-MR-027***	***GW-017330-042805-TP-027***	***GW-017330-101905-TP-018***	***GW-017330-051206-NH-033***	***GW-017324-111708-NH-026***
Sample Date		***7/22/2004***	***4/28/2005***	***10/19/2005***	***5/12/2006***	***11/17/2008***
Sample Depth		-	-	-	-	-
Sample Depth						
	Units					
1,1,2,2-Tetrachloroethane	ug/L	100 U	100 U	33 U	33 U	670 U
Tetrachloroethene	ug/L	**2100**[abc]	**3600**[abc]	**3000**[abc]	**2600**[abc]	**17000**[abc]
Toluene	ug/L	100 U	100 U	33 U	33 U	670 U
1,2,4-Trichlorobenzene	ug/L	100 U	100 U	33 U	--	670 U
1,1,1-Trichloroethane	ug/L	100 U	100 U	33 U	33 U	670 U
1,1,2-Trichloroethane	ug/L	100 U	100 U	33 U	33 U	670 U
Trichloroethene	ug/L	100 U	100 U	**39**[abc]	**30 J**[ab]	670 U
Trichlorofluoromethane (CFC-11)	ug/L	100 U	100 U	33 U	--	670 U
Trifluorotrichloroethane (Freon 113)	ug/L	100 U	100 U	33 U	--	670 U
Vinyl acetate	ug/L	--	--	--	--	--
Vinyl chloride	ug/L	100 U	100 U	33 U	33 U	670 U
Xylenes (total)	ug/L	200 U	200 U	67 U	67 U	1300 U
Semi-Volatile Organic Compounds (SVOCs)						
Acenaphthene	ug/L	--	--	--	0.2 U	0.20 U
Acenaphthylene	ug/L	--	--	--	0.2 U	0.20 U
Acetonitrile	ug/L	--	--	--	--	--
Acetophenone	ug/L	--	--	--	1 U	1.0 U
2-Acetylaminofluorene	ug/L	--	--	--	--	--
Acrolein	ug/L	--	--	--	--	--
Acrylonitrile	ug/L	--	--	--	--	--
Allyl chloride	ug/L	--	--	--	--	--
4-Aminobiphenyl	ug/L	--	--	--	--	--
Aniline	ug/L	--	--	--	--	--
Anthracene	ug/L	--	--	--	0.2 U	0.20 U
Aramite	ug/L	--	--	--	--	--
Atrazine	ug/L	--	--	--	1 U	1.0 U
Benzaldehyde	ug/L	--	--	--	1 U	1.0 U
Benzidine	ug/L	--	--	--	--	--
Benzo(a)anthracene	ug/L	--	--	--	0.2 U	0.20 U
Benzo(a)pyrene	ug/L	--	--	--	0.2 U	0.20 U
Benzo(b)fluoranthene	ug/L	--	--	--	0.2 U	0.20 U
Benzo(g,h,i)perylene	ug/L	--	--	--	0.2 U	0.20 U
Benzo(k)fluoranthene	ug/L	--	--	--	0.2 U	0.20 U
Benzoic acid	ug/L	--	--	--	--	--
Benzyl alcohol	ug/L	--	--	--	--	--
Biphenyl (1,1-Biphenyl)	ug/L	--	--	--	1 U	1.0 U
4-Bromophenyl phenyl ether	ug/L	--	--	--	2 U	2.0 U
Butyl benzylphthalate (BBP)	ug/L	--	--	--	1 U	1.0 U
Caprolactam	ug/L	--	--	--	5 U	5.0 U
Carbazole	ug/L	--	--	--	1 U	1.0 U
4-Chloro-3-methylphenol	ug/L	--	--	--	2 U	2.0 U
4-Chloroaniline	ug/L	--	--	--	2 U	2.0 U
Chlorobenzilate	ug/L	--	--	--	--	--
bis(2-Chloroethoxy)methane	ug/L	--	--	--	1 U	1.0 U
bis(2-Chloroethyl)ether	ug/L	--	--	--	1 U	1.0 U

APPENDIX G.3

GROUNDWATER QUALITY DATA
RFI REPORT
FORMER MANUAL TRANSMISSIONS OF MUNCIE FACILITY
MUNCIE, INDIANA

AOI		*AOI 35*	*AOI 35*	*AOI 35*	*AOI 35*	*AOI 35*
Sample Location		*MW-37*	*MW-37*	*MW-37*	*MW-37*	*MW-37*
Sample Identification		*GW-072204-MR-027*	*GW-017330-042805-TP-027*	*GW-017330-101905-TP-018*	*GW-017330-051206-NH-033*	*GW-017324-111708-NH-026*
Sample Date		*7/22/2004*	*4/28/2005*	*10/19/2005*	*5/12/2006*	*11/17/2008*
Sample Depth		*-*	*-*	*-*	*-*	*-*
Sample Depth						
	Units					
2-Chloronaphthalene	ug/L	--	--	--	1 U	1.0 U
2-Chlorophenol	ug/L	--	--	--	1 U	1.0 U
4-Chlorophenyl phenyl ether	ug/L	--	--	--	2 U	2.0 U
Chloroprene	ug/L	--	--	--	--	--
Chrysene	ug/L	--	--	--	0.2 U	0.20 U
Cresol isomers	ug/L	--	--	--	--	--
Diallate	ug/L	--	--	--	--	--
Dibenz(a,h)anthracene	ug/L	--	--	--	0.2 U	0.20 U
Dibenzofuran	ug/L	--	--	--	1 U	1.0 U
Dibromochloromethane	ug/L	--	--	--	--	--
Dibromomethane	ug/L	--	--	--	--	--
trans-1,4-Dichloro-2-butene	ug/L	--	--	--	--	--
3,3'-Dichlorobenzidine	ug/L	--	--	--	5 U	5.0 U
2,4-Dichlorophenol	ug/L	--	--	--	2 U	2.0 U
2,6-Dichlorophenol	ug/L	--	--	--	--	--
Diethyl phthalate	ug/L	--	--	--	1 U	1.0 U
Dimethoate	ug/L	--	--	--	--	--
Dimethyl phthalate	ug/L	--	--	--	1 U	1.0 U
p-Dimethylaminoazobenzene A	ug/L	--	--	--	--	--
7,12-Dimethylbenz(a)anthracene	ug/L	--	--	--	--	--
3,3-Dimethylbenzidine	ug/L	--	--	--	--	--
a,a-Dimethylphenethylamine	ug/L	--	--	--	--	--
2,4-Dimethylphenol	ug/L	--	--	--	2 U	2.0 U
Di-n-butylphthalate (DBP)	ug/L	--	--	--	1 U	1.0 U
4,6-Dinitro-2-methylphenol	ug/L	--	--	--	5 U	5.0 U
Dinitrobenzene, NOS	ug/L	--	--	--	--	--
2,4-Dinitrophenol	ug/L	--	--	--	5 U	5.0 U
2,4-Dinitrotoluene	ug/L	--	--	--	5 U	5.0 U
2,6-Dinitrotoluene	ug/L	--	--	--	5 U	5.0 U
Di-n-octyl phthalate (DnOP)	ug/L	--	--	--	1 U	1.0 U
1,4-Dioxane	ug/L	--	--	--	--	--
Diphenylamine	ug/L	--	--	--	--	--
1,2-Diphenylhydrazine	ug/L	--	--	--	--	--
Disulfoton	ug/L	--	--	--	--	--

APPENDIX G.3

GROUNDWATER QUALITY DATA
RFI REPORT
FORMER MANUAL TRANSMISSIONS OF MUNCIE FACILITY
MUNCIE, INDIANA

AOI		*AOI 35*	*AOI 35*	*AOI 35*	*AOI 35*	*AOI 35*
Sample Location		*MW-37*	*MW-37*	*MW-37*	*MW-37*	*MW-37*
Sample Identification		*GW-072204-MR-027*	*GW-017330-042805-TP-027*	*GW-017330-101905-TP-018*	*GW-017330-051206-NH-033*	*GW-017324-111708-NH-026*
Sample Date		*7/22/2004*	*4/28/2005*	*10/19/2005*	*5/12/2006*	*11/17/2008*
Sample Depth		*-*	*-*	*-*	*-*	*-*
Sample Depth						
	Units					
SVOCs (Continued)						
Ethyl methacrylate	ug/L	--	--	--	--	--
Ethyl methanesulfonate	ug/L	--	--	--	--	--
bis(2-Ethylhexyl)phthalate (DEHP)	ug/L	--	--	--	3.6 U	2.0 U
Famphur	ug/L	--	--	--	--	--
Fluoranthene	ug/L	--	--	--	0.2 U	0.20 U
Fluorene	ug/L	--	--	--	0.2 U	0.20 U
Hexachlorobenzene	ug/L	--	--	--	0.2 U	0.20 U
Hexachlorobutadiene	ug/L	--	--	--	1 U	1.0 U
Hexachlorocyclopentadiene	ug/L	--	--	--	10 U	10 U
Hexachloroethane	ug/L	--	--	--	1 U	1.0 U
Hexachlorophene A	ug/L	--	--	--	--	--
Hexachloropropene	ug/L	--	--	--	--	--
Indeno(1,2,3-cd)pyrene	ug/L	--	--	--	0.2 U	0.20 U
Iodomethane	ug/L	--	--	--	--	--
Isodrin	ug/L	--	--	--	--	--
Isophorone	ug/L	--	--	--	1 U	1.0 U
Isosafrole	ug/L	--	--	--	--	--
Kepone	ug/L	--	--	--	--	--
Methapyrilene	ug/L	--	--	--	--	--
Methyl acrylonitrile	ug/L	--	--	--	--	--
Methyl methacrylate	ug/L	--	--	--	--	--
Methyl methanesulfonate	ug/L	--	--	--	--	--
Methyl parathion	ug/L	--	--	--	--	--
3-Methylcholanthrene	ug/L	--	--	--	--	--
2-Methylnaphthalene	ug/L	--	--	--	0.2 U	0.20 U
2-Methylphenol	ug/L	--	--	--	1 U	1.0 U
3&4-Methylphenol	ug/L	--	--	--	--	--
4-Methylphenol	ug/L	--	--	--	1 U	1.0 U
Naphthalene	ug/L	--	--	--	0.2 U	0.20 U
1,4-Naphthoquinone	ug/L	--	--	--	--	--
1-Naphthylamine	ug/L	--	--	--	--	--
2-Naphthylamine	ug/L	--	--	--	--	--
2-Nitroaniline	ug/L	--	--	--	2 U	2.0 U
3-Nitroaniline	ug/L	--	--	--	2 U	2.0 U
4-Nitroaniline	ug/L	--	--	--	2 U	2.0 U
Nitrobenzene	ug/L	--	--	--	1 U	1.0 U
2-Nitrophenol	ug/L	--	--	--	2 U	2.0 U
4-Nitrophenol	ug/L	--	--	--	5 U	5.0 U
4-Nitroquinoline-N-oxide	ug/L	--	--	--	--	--
N-Nitrosodi-n-butylamine	ug/L	--	--	--	--	--
N-Nitrosodi-n-propylamine	ug/L	--	--	--	1 U	1.0 U
N-Nitrosodiphenylamine	ug/L	--	--	--	1 U	1.0 U
N-Nitrosodiethylamine	ug/L	--	--	--	--	--
N-Nitrosodimethylamine	ug/L	--	--	--	--	--
N-Nitrosomethylethylamine	ug/L	--	--	--	--	--

APPENDIX G.3

GROUNDWATER QUALITY DATA
RFI REPORT
FORMER MANUAL TRANSMISSIONS OF MUNCIE FACILITY
MUNCIE, INDIANA

AOI		*AOI 35*	*AOI 35*	*AOI 35*	*AOI 35*	*AOI 35*
Sample Location		*MW-37*	*MW-37*	*MW-37*	*MW-37*	*MW-37*
Sample Identification		*GW-072204-MR-027*	*GW-017330-042805-TP-027*	*GW-017330-101905-TP-018*	*GW-017330-051206-NH-033*	*GW-017324-111708-NH-026*
Sample Date		*7/22/2004*	*4/28/2005*	*10/19/2005*	*5/12/2006*	*11/17/2008*
Sample Depth		*-*	*-*	*-*	*-*	*-*
Sample Depth						
	Units					
SVOCs (Continued)						
N-Nitrosomorpholine	ug/L	--	--	--	--	--
N-Nitrosopiperidine	ug/L	--	--	--	--	--
N-Nitrosopyrrolidine	ug/L	--	--	--	--	--
2,2'-Oxybis(1-chloropropane) (bis(2-Chloroisopropyl) ether)	ug/L	--	--	--	1 U	1.0 U
Pentachlorobenzene	ug/L	--	--	--	--	--
Pentachloroethane	ug/L	--	--	--	--	--
Pentachloronitrobenzene	ug/L	--	--	--	--	--
Pentachlorophenol	ug/L	--	--	--	5 U	5.0 U
Phenacetin	ug/L	--	--	--	--	--
Phenanthrene	ug/L	--	--	--	0.2 U	0.20 U
Phenol	ug/L	--	--	--	1 U	1.0 U
p-Phenylenediamine	ug/L	--	--	--	--	--
Phorate	ug/L	--	--	--	--	--
2-Picoline	ug/L	--	--	--	--	--
Pronamide	ug/L	--	--	--	--	--
Propionitrile (ethyl cyanide)	ug/L	--	--	--	--	--
Pyrene	ug/L	--	--	--	0.2 U	0.20 U
Pyridine	ug/L	--	--	--	--	--
Safrole	ug/L	--	--	--	--	--
1,2,4,5-Tetrachlorobenzene	ug/L	--	--	--	--	--
1,1,1,2-Tetrachloroethane	ug/L	--	--	--	--	--
2,3,4,6-Tetrachlorophenol	ug/L	--	--	--	--	--
Thionazin (O,O-diethyl-O-2-pyrazinyl phosphorothioate)	ug/L	--	--	--	--	--
o-Toluidine A	ug/L	--	--	--	--	--
5-Nitro-2-toluidine	ug/L	--	--	--	--	--
2,4,5-Trichlorophenol	ug/L	--	--	--	5 U	5.0 U
2,4,6-Trichlorophenol	ug/L	--	--	--	5 U	5.0 U
1,2,3-Trichloropropane	ug/L	--	--	--	--	--
0,0,0-Triethylphosphorothioate	ug/L	--	--	--	--	--
1,3,5-Trinitrobenzene	ug/L	--	--	--	--	--
PCBs						
Aroclor-1016 (PCB-1016)	ug/L	--	--	--	--	--
Aroclor-1221 (PCB-1221)	ug/L	--	--	--	--	--
Aroclor-1232 (PCB-1232)	ug/L	--	--	--	--	--
Aroclor-1242 (PCB-1242)	ug/L	--	--	--	--	--
Aroclor-1248 (PCB-1248)	ug/L	--	--	--	--	--
Aroclor-1254 (PCB-1254)	ug/L	--	--	--	--	--
Aroclor-1260 (PCB-1260)	ug/L	--	--	--	--	--
Total PCBs	ug/L	--	--	--	--	--
Total Petroleum Hydrocarbons (TPH)						
Total Petroleum Hydrocarbons - Purgeable (GRO)	ug/L	--	--	--	--	--

APPENDIX G.3

GROUNDWATER QUALITY DATA
RFI REPORT
FORMER MANUAL TRANSMISSIONS OF MUNCIE FACILITY
MUNCIE, INDIANA

AOI		*AOI 35*	*AOI 35*	*AOI 35*	*AOI 35*	*AOI 35*
Sample Location		*MW-37*	*MW-37*	*MW-37*	*MW-37*	*MW-37*
Sample Identification		*GW-072204-MR-027*	*GW-017330-042805-TP-027*	*GW-017330-101905-TP-018*	*GW-017330-051206-NH-033*	*GW-017324-111708-NH-026*
Sample Date		*7/22/2004*	*4/28/2005*	*10/19/2005*	*5/12/2006*	*11/17/2008*
Sample Depth		*-*	*-*	*-*	*-*	*-*
Sample Depth						
	Units					
Metals						
Aluminum	ug/L	--	--	--	--	--
Antimony	ug/L	--	--	--	--	--
Arsenic	ug/L	--	--	--	10 U	10.0 U
Arsenic (dissolved)	ug/L	--	--	--	10 U	10.0 U
Barium	ug/L	--	--	--	78.9 J	200 U
Barium (dissolved)	ug/L	--	--	--	74.8 J	200 U
Beryllium	ug/L	--	--	--	--	--
Cadmium	ug/L	--	--	--	5 U	5.0 U
Cadmium (dissolved)	ug/L	--	--	--	5 U	5.0 U
Calcium	ug/L	--	--	--	--	--
Calcium (dissolved)	ug/L	--	--	--	--	--
Chromium	ug/L	--	--	--	10 U	10.0 U
Chromium (dissolved)	ug/L	--	--	--	10 U	10.0 U
Cobalt	ug/L	--	--	--	--	--
Copper	ug/L	--	--	--	--	--
Copper (dissolved)	ug/L	--	--	--	--	--
Iron	ug/L	--	--	--	--	--
Iron (dissolved)	ug/L	--	--	--	--	--
Lead	ug/L	--	--	--	3 U	3.0 U
Lead (dissolved)	ug/L	--	--	--	3 U	3.0 U
Magnesium	ug/L	--	--	--	--	--
Magnesium (dissolved)	ug/L	--	--	--	--	--
Manganese	ug/L	--	--	--	--	--
Manganese (dissolved)	ug/L	--	--	--	--	--
Mercury	ug/L	--	--	--	0.2 U	0.20 U
Mercury (dissolved)	ug/L	--	--	--	0.2 U	0.20 U
Nickel	ug/L	--	--	--	--	--
Nickel (dissolved)	ug/L	--	--	--	--	--
Potassium	ug/L	--	--	--	--	--
Selenium	ug/L	--	--	--	5 U	5.0 U
Selenium (dissolved)	ug/L	--	--	--	5 U	5.0 U
Silver	ug/L	--	--	--	10 U	10.0 U
Silver (dissolved)	ug/L	--	--	--	10 U	10.0 U
Sodium	ug/L	--	--	--	--	--
Thallium	ug/L	--	--	--	--	--
Vanadium	ug/L	--	--	--	--	--
Zinc	ug/L	--	--	--	--	--
Zinc (dissolved)	ug/L	--	--	--	--	--

APPENDIX G.3

GROUNDWATER QUALITY DATA
RFI REPORT
FORMER MANUAL TRANSMISSIONS OF MUNCIE FACILITY
MUNCIE, INDIANA

AOI		***AOI 35***	***AOI 35***	***AOI 35***	***AOI 35***	***AOI 35***
Sample Location		***MW-37***	***MW-37***	***MW-37***	***MW-37***	***MW-37***
Sample Identification		***GW-072204-MR-027***	***GW-017330-042805-TP-027***	***GW-017330-101905-TP-018***	***GW-017330-051206-NH-033***	***GW-017324-111708-NH-026***
Sample Date		***7/22/2004***	***4/28/2005***	***10/19/2005***	***5/12/2006***	***11/17/2008***
Sample Depth		***-***	***-***	***-***	***-***	***-***
Sample Depth						
	Units					
Gas						
Ethane	ug/L	--	--	--	--	--
Ethene	ug/L	--	--	--	--	--
Methane	ug/L	--	--	--	--	--
General Chemistry						
Alkalinity, bicarbonate	ug/L	--	--	--	--	--
Alkalinity, carbonate	ug/L	--	--	--	--	--
Bicarbonate (as CaCO3)	ug/L	--	--	--	--	--
Chloride	ug/L	--	--	--	--	--
Dissolved organic carbon (DOC)	ug/L	--	--	--	--	--
Hardness	ug/L	--	--	--	--	--
Hardness, carbonate	ug/L	--	--	--	--	--
Nitrate (as N)	ug/L	--	--	--	--	--
Nitrite (as N)	ug/L	--	--	--	--	--
pH	s.u.	--	--	--	--	--
Sulfate	ug/L	--	--	--	--	--
Sulfide	ug/L	--	--	--	--	--
Total dissolved solids (TDS)	ug/L	--	--	--	--	--
Total organic carbon (TOC)	ug/L	--	--	--	--	--

Notes
ug/L - Micrograms per litre
"-" - No value
U - Not detected at the associated reporting limit
J - Estimated concentration
UJ - Not detected; associated reporting limit is estimated
R - Rejected
s.u. - Standard units
nc - No criteria
ND - Non Detect (calculation)
BOLD[abc] Concentration exceeds associated screening level
IDEM Appendix A: Screening Levels Remedation Closure Guide - March 25, 2014
a - Exceeds IDEM residential tap screening levels
b - Exceeds IDEM residential vapor exposure screening levels
c - Exceeds IDEM commercial/industrial vapor screening levels

APPENDIX G.3

GROUNDWATER QUALITY DATA
RFI REPORT
FORMER MANUAL TRANSMISSIONS OF MUNCIE FACILITY
MUNCIE, INDIANA

AOI		*AOI 35*	*AOI 35*	*AOI 35*	*AOI 35*	*AOI 35*
Sample Location		*MW40-11*	*MW40-11*	*MW40-11*	*MW41-11*	*MW41-11*
Sample Identification		*GW-017324-011411-TP-001*	*GW-017324-011411-TP-002*	*GW-17324-120911-EM-035*	*GW-017324-011411-TP-003*	*GW-17324-120911-EM-036*
Sample Date		*1/14/2011*	*1/14/2011*	*12/9/2011*	*1/14/2011*	*12/9/2011*
Sample Depth		-	-	-	-	-
Sample Depth						
	Units					
Volatile Organic Compounds (VOCs)						
Acetone	ug/L	10 U	10 U	10 U	10 U	10 U
Benzene	ug/L	1.0 U	1.0 U	1.0 U	1.0 U	1.0 U
Bromodichloromethane	ug/L	1.0 U	1.0 U	1.0 U	1.0 U	1.0 U
Bromoform	ug/L	1.0 U	1.0 U	1.0 U	1.0 U	1.0 U
Bromomethane (Methyl bromide)	ug/L	1.0 U	1.0 U	1.0 U	1.0 U	1.0 U
2-Butanone (Methyl ethyl ketone) (MEK)	ug/L	10 U	10 U	10 U	10 U	10 U
Carbon disulfide	ug/L	1.0 U	1.0 U	1.0 U	1.0 U	1.0 U
Carbon tetrachloride	ug/L	1.0 U	1.0 U	1.0 U	1.0 U	1.0 U
Chlorobenzene	ug/L	1.0 U	1.0 U	1.0 U	1.0 U	1.0 U
Chloroethane	ug/L	1.0 U	1.0 U	1.0 U	1.0 U	1.0 U
2-Chloroethyl vinyl ether	ug/L	--	--	--	--	--
Chloroform (Trichloromethane)	ug/L	1.0 U	1.0 U	1.0 U	1.4	1.0 U
Chloromethane (Methyl chloride)	ug/L	1.0 U	1.0 U	1.0 U	1.0 U	1.0 U
Cyclohexane	ug/L	1.0 U	1.0 U	1.0 U	1.0 U	1.0 U
1,2-Dibromo-3-chloropropane (DBCP)	ug/L	2.0 U	2.0 U	2.0 U	2.0 U	2.0 U
Dibromochloromethane	ug/L	1.0 U	1.0 U	1.0 U	1.0 U	1.0 U
1,2-Dibromoethane (Ethylene dibromide)	ug/L	1.0 U	1.0 U	1.0 U	1.0 U	1.0 U
1,2-Dichlorobenzene	ug/L	1.0 U	1.0 U	1.0 U	1.0 U	1.0 U
1,3-Dichlorobenzene	ug/L	1.0 U	1.0 U	1.0 U	1.0 U	1.0 U
1,4-Dichlorobenzene	ug/L	1.0 U	1.0 U	1.0 U	1.0 U	1.0 U
Dichlorodifluoromethane (CFC-12)	ug/L	1.0 U	1.0 U	1.0 U	1.0 U	1.0 U
1,1-Dichloroethane	ug/L	1.0 U	1.0 U	1.0 U	1.0 U	0.35 J
1,2-Dichloroethane	ug/L	1.0 U	1.0 U	0.84 J	1.0 U	1.0 U
1,2-Dichloroethene (total)	ug/L	--	--	--	--	--
1,1-Dichloroethene	ug/L	1.0 U	1.0 U	0.28 J	1.0 U	1.0 U
cis-1,2-Dichloroethene	ug/L	2.4	2.5	2.7	7.0	2.6
trans-1,2-Dichloroethene	ug/L	2.2	2.4	2.9	1.0 U	0.39 J
1,2-Dichloropropane	ug/L	1.0 U	1.0 U	1.0 U	1.0 U	1.0 U
cis-1,3-Dichloropropene	ug/L	1.0 U	1.0 U	1.0 U	1.0 U	1.0 U
trans-1,3-Dichloropropene	ug/L	1.0 U	1.0 U	1.0 U	1.0 U	1.0 U
Ethylbenzene	ug/L	1.0 U	1.0 U	1.0 U	1.0 U	1.0 U
2-Hexanone	ug/L	10 U	10 U	10 U	10 U	10 U
Isopropyl benzene	ug/L	1.0 U	1.0 U	1.0 U	1.0 U	1.0 U
Methyl acetate	ug/L	10 U	10 U	10 U	10 U	10 U
Methyl cyclohexane	ug/L	1.0 U	1.0 U	1.0 U	1.0 U	1.0 U
Methyl tert butyl ether (MTBE)	ug/L	5.0 U	5.0 U	5.0 U	5.0 U	5.0 U
4-Methyl-2-pentanone (Methyl isobutyl ketone) (MIBK)	ug/L	10 U	10 U	10 U	10 U	10 U
Methylene chloride	ug/L	1.0 U	1.0 U	1.0 U	1.0 U	1.0 U
Styrene	ug/L	1.0 U	1.0 U	1.0 U	1.0 U	1.0 U
VOCs (Continued)						

APPENDIX G.3

GROUNDWATER QUALITY DATA
RFI REPORT
FORMER MANUAL TRANSMISSIONS OF MUNCIE FACILITY
MUNCIE, INDIANA

AOI		*AOI 35*	*AOI 35*	*AOI 35*	*AOI 35*	*AOI 35*
Sample Location		*MW40-11*	*MW40-11*	*MW40-11*	*MW41-11*	*MW41-11*
Sample Identification		*GW-017324-011411-TP-001*	*GW-017324-011411-TP-002*	*GW-17324-120911-EM-035*	*GW-017324-011411-TP-003*	*GW-17324-120911-EM-036*
Sample Date		*1/14/2011*	*1/14/2011*	*12/9/2011*	*1/14/2011*	*12/9/2011*
Sample Depth		-	-	-	-	-
Sample Depth						
	Units					
1,1,2,2-Tetrachloroethane	ug/L	1.0 U	1.0 U	1.0 U	1.0 U	1.0 U
Tetrachloroethene	ug/L	1.0 U	1.0 U	0.75 J	1.0 U	0.47 J
Toluene	ug/L	1.0 U	1.0 U	1.0 U	1.0 U	1.0 U
1,2,4-Trichlorobenzene	ug/L	1.0 U	1.0 U	1.0 U	1.0 U	1.0 U
1,1,1-Trichloroethane	ug/L	1.0 U	1.0 U	1.0 U	1.0 U	1.0 U
1,1,2-Trichloroethane	ug/L	1.0 U	1.0 U	1.0 U	1.0 U	1.0 U
Trichloroethene	ug/L	**27**[ab]	**28**[ab]	**24**[ab]	1.0 U	0.41 J
Trichlorofluoromethane (CFC-11)	ug/L	1.0 U	1.0 U	1.0 U	1.0 U	1.0 U
Trifluorotrichloroethane (Freon 113)	ug/L	1.0 U	1.0 U	1.0 U	1.0 U	1.0 U
Vinyl acetate	ug/L	--	--	--	--	--
Vinyl chloride	ug/L	1.0 U	1.0 U	1.0 U	1.0 U	1.0 U
Xylenes (total)	ug/L	2.0 U	2.0 U	2.0 U	2.0 U	2.0 U
Semi-Volatile Organic Compounds (SVOCs)						
Acenaphthene	ug/L	--	--	--	--	--
Acenaphthylene	ug/L	--	--	--	--	--
Acetonitrile	ug/L	--	--	--	--	--
Acetophenone	ug/L	--	--	--	--	--
2-Acetylaminofluorene	ug/L	--	--	--	--	--
Acrolein	ug/L	--	--	--	--	--
Acrylonitrile	ug/L	--	--	--	--	--
Allyl chloride	ug/L	--	--	--	--	--
4-Aminobiphenyl	ug/L	--	--	--	--	--
Aniline	ug/L	--	--	--	--	--
Anthracene	ug/L	--	--	--	--	--
Aramite	ug/L	--	--	--	--	--
Atrazine	ug/L	--	--	--	--	--
Benzaldehyde	ug/L	--	--	--	--	--
Benzidine	ug/L	--	--	--	--	--
Benzo(a)anthracene	ug/L	--	--	--	--	--
Benzo(a)pyrene	ug/L	--	--	--	--	--
Benzo(b)fluoranthene	ug/L	--	--	--	--	--
Benzo(g,h,i)perylene	ug/L	--	--	--	--	--
Benzo(k)fluoranthene	ug/L	--	--	--	--	--
Benzoic acid	ug/L	--	--	--	--	--
Benzyl alcohol	ug/L	--	--	--	--	--
Biphenyl (1,1-Biphenyl)	ug/L	--	--	--	--	--
4-Bromophenyl phenyl ether	ug/L	--	--	--	--	--
Butyl benzylphthalate (BBP)	ug/L	--	--	--	--	--
Caprolactam	ug/L	--	--	--	--	--
Carbazole	ug/L	--	--	--	--	--
4-Chloro-3-methylphenol	ug/L	--	--	--	--	--
4-Chloroaniline	ug/L	--	--	--	--	--
Chlorobenzilate	ug/L	--	--	--	--	--
bis(2-Chloroethoxy)methane	ug/L	--	--	--	--	--
bis(2-Chloroethyl)ether	ug/L	--	--	--	--	--

APPENDIX G.3

GROUNDWATER QUALITY DATA
RFI REPORT
FORMER MANUAL TRANSMISSIONS OF MUNCIE FACILITY
MUNCIE, INDIANA

AOI		*AOI 35*	*AOI 35*	*AOI 35*	*AOI 35*	*AOI 35*
Sample Location		***MW40-11***	***MW40-11***	***MW40-11***	***MW41-11***	***MW41-11***
Sample Identification		***GW-017324-011411-TP-001***	***GW-017324-011411-TP-002***	***GW-17324-120911-EM-035***	***GW-017324-011411-TP-003***	***GW-17324-120911-EM-036***
Sample Date		***1/14/2011***	***1/14/2011***	***12/9/2011***	***1/14/2011***	***12/9/2011***
Sample Depth		*-*	*-*	*-*	*-*	*-*
Sample Depth						
	Units					
2-Chloronaphthalene	ug/L	--	--	--	--	--
2-Chlorophenol	ug/L	--	--	--	--	--
4-Chlorophenyl phenyl ether	ug/L	--	--	--	--	--
Chloroprene	ug/L	--	--	--	--	--
Chrysene	ug/L	--	--	--	--	--
Cresol isomers	ug/L	--	--	--	--	--
Diallate	ug/L	--	--	--	--	--
Dibenz(a,h)anthracene	ug/L	--	--	--	--	--
Dibenzofuran	ug/L	--	--	--	--	--
Dibromochloromethane	ug/L	--	--	--	--	--
Dibromomethane	ug/L	--	--	--	--	--
trans-1,4-Dichloro-2-butene	ug/L	--	--	--	--	--
3,3'-Dichlorobenzidine	ug/L	--	--	--	--	--
2,4-Dichlorophenol	ug/L	--	--	--	--	--
2,6-Dichlorophenol	ug/L	--	--	--	--	--
Diethyl phthalate	ug/L	--	--	--	--	--
Dimethoate	ug/L	--	--	--	--	--
Dimethyl phthalate	ug/L	--	--	--	--	--
p-Dimethylaminoazobenzene A	ug/L	--	--	--	--	--
7,12-Dimethylbenz(a)anthracene	ug/L	--	--	--	--	--
3,3-Dimethylbenzidine	ug/L	--	--	--	--	--
a,a-Dimethylphenethylamine	ug/L	--	--	--	--	--
2,4-Dimethylphenol	ug/L	--	--	--	--	--
Di-n-butylphthalate (DBP)	ug/L	--	--	--	--	--
4,6-Dinitro-2-methylphenol	ug/L	--	--	--	--	--
Dinitrobenzene, NOS	ug/L	--	--	--	--	--
2,4-Dinitrophenol	ug/L	--	--	--	--	--
2,4-Dinitrotoluene	ug/L	--	--	--	--	--
2,6-Dinitrotoluene	ug/L	--	--	--	--	--
Di-n-octyl phthalate (DnOP)	ug/L	--	--	--	--	--
1,4-Dioxane	ug/L	--	--	--	--	--
Diphenylamine	ug/L	--	--	--	--	--
1,2-Diphenylhydrazine	ug/L	--	--	--	--	--
Disulfoton	ug/L	--	--	--	--	--

APPENDIX G.3

GROUNDWATER QUALITY DATA
RFI REPORT
FORMER MANUAL TRANSMISSIONS OF MUNCIE FACILITY
MUNCIE, INDIANA

AOI		*AOI 35*	*AOI 35*	*AOI 35*	*AOI 35*	*AOI 35*
Sample Location		*MW40-11*	*MW40-11*	*MW40-11*	*MW41-11*	*MW41-11*
Sample Identification		*GW-017324-011411-TP-001*	*GW-017324-011411-TP-002*	*GW-17324-120911-EM-035*	*GW-017324-011411-TP-003*	*GW-17324-120911-EM-036*
Sample Date		*1/14/2011*	*1/14/2011*	*12/9/2011*	*1/14/2011*	*12/9/2011*
Sample Depth		*-*	*-*	*-*	*-*	*-*
Sample Depth						
	Units					
SVOCs (Continued)						
Ethyl methacrylate	ug/L	--	--	--	--	--
Ethyl methanesulfonate	ug/L	--	--	--	--	--
bis(2-Ethylhexyl)phthalate (DEHP)	ug/L	--	--	--	--	--
Famphur	ug/L	--	--	--	--	--
Fluoranthene	ug/L	--	--	--	--	--
Fluorene	ug/L	--	--	--	--	--
Hexachlorobenzene	ug/L	--	--	--	--	--
Hexachlorobutadiene	ug/L	--	--	--	--	--
Hexachlorocyclopentadiene	ug/L	--	--	--	--	--
Hexachloroethane	ug/L	--	--	--	--	--
Hexachlorophene A	ug/L	--	--	--	--	--
Hexachloropropene	ug/L	--	--	--	--	--
Indeno(1,2,3-cd)pyrene	ug/L	--	--	--	--	--
Iodomethane	ug/L	--	--	--	--	--
Isodrin	ug/L	--	--	--	--	--
Isophorone	ug/L	--	--	--	--	--
Isosafrole	ug/L	--	--	--	--	--
Kepone	ug/L	--	--	--	--	--
Methapyrilene	ug/L	--	--	--	--	--
Methyl acrylonitrile	ug/L	--	--	--	--	--
Methyl methacrylate	ug/L	--	--	--	--	--
Methyl methanesulfonate	ug/L	--	--	--	--	--
Methyl parathion	ug/L	--	--	--	--	--
3-Methylcholanthrene	ug/L	--	--	--	--	--
2-Methylnaphthalene	ug/L	--	--	--	--	--
2-Methylphenol	ug/L	--	--	--	--	--
3&4-Methylphenol	ug/L	--	--	--	--	--
4-Methylphenol	ug/L	--	--	--	--	--
Naphthalene	ug/L	--	--	--	--	--
1,4-Naphthoquinone	ug/L	--	--	--	--	--
1-Naphthylamine	ug/L	--	--	--	--	--
2-Naphthylamine	ug/L	--	--	--	--	--
2-Nitroaniline	ug/L	--	--	--	--	--
3-Nitroaniline	ug/L	--	--	--	--	--
4-Nitroaniline	ug/L	--	--	--	--	--
Nitrobenzene	ug/L	--	--	--	--	--
2-Nitrophenol	ug/L	--	--	--	--	--
4-Nitrophenol	ug/L	--	--	--	--	--
4-Nitroquinoline-N-oxide	ug/L	--	--	--	--	--
N-Nitrosodi-n-butylamine	ug/L	--	--	--	--	--
N-Nitrosodi-n-propylamine	ug/L	--	--	--	--	--
N-Nitrosodiphenylamine	ug/L	--	--	--	--	--
N-Nitrosodiethylamine	ug/L	--	--	--	--	--
N-Nitrosodimethylamine	ug/L	--	--	--	--	--
N-Nitrosomethylethylamine	ug/L	--	--	--	--	--

APPENDIX G.3

GROUNDWATER QUALITY DATA
RFI REPORT
FORMER MANUAL TRANSMISSIONS OF MUNCIE FACILITY
MUNCIE, INDIANA

AOI		*AOI 35*	*AOI 35*	*AOI 35*	*AOI 35*	*AOI 35*
Sample Location		*MW40-11*	*MW40-11*	*MW40-11*	*MW41-11*	*MW41-11*
Sample Identification		*GW-017324-011411-TP-001*	*GW-017324-011411-TP-002*	*GW-17324-120911-EM-035*	*GW-017324-011411-TP-003*	*GW-17324-120911-EM-036*
Sample Date		*1/14/2011*	*1/14/2011*	*12/9/2011*	*1/14/2011*	*12/9/2011*
Sample Depth		*-*	*-*	*-*	*-*	*-*
Sample Depth						
	Units					
SVOCs (Continued)						
N-Nitrosomorpholine	ug/L	--	--	--	--	--
N-Nitrosopiperidine	ug/L	--	--	--	--	--
N-Nitrosopyrrolidine	ug/L	--	--	--	--	--
2,2'-Oxybis(1-chloropropane) (bis(2-Chloroisopropyl) ether)	ug/L	--	--	--	--	--
Pentachlorobenzene	ug/L	--	--	--	--	--
Pentachloroethane	ug/L	--	--	--	--	--
Pentachloronitrobenzene	ug/L	--	--	--	--	--
Pentachlorophenol	ug/L	--	--	--	--	--
Phenacetin	ug/L	--	--	--	--	--
Phenanthrene	ug/L	--	--	--	--	--
Phenol	ug/L	--	--	--	--	--
p-Phenylenediamine	ug/L	--	--	--	--	--
Phorate	ug/L	--	--	--	--	--
2-Picoline	ug/L	--	--	--	--	--
Pronamide	ug/L	--	--	--	--	--
Propionitrile (ethyl cyanide)	ug/L	--	--	--	--	--
Pyrene	ug/L	--	--	--	--	--
Pyridine	ug/L	--	--	--	--	--
Safrole	ug/L	--	--	--	--	--
1,2,4,5-Tetrachlorobenzene	ug/L	--	--	--	--	--
1,1,1,2-Tetrachloroethane	ug/L	--	--	--	--	--
2,3,4,6-Tetrachlorophenol	ug/L	--	--	--	--	--
Thionazin (O,O-diethyl-O-2-pyrazinyl phosphorothioate)	ug/L	--	--	--	--	--
o-Toluidine A	ug/L	--	--	--	--	--
5-Nitro-2-toluidine	ug/L	--	--	--	--	--
2,4,5-Trichlorophenol	ug/L	--	--	--	--	--
2,4,6-Trichlorophenol	ug/L	--	--	--	--	--
1,2,3-Trichloropropane	ug/L	--	--	--	--	--
0,0,0-Triethylphosphorothioate	ug/L	--	--	--	--	--
1,3,5-Trinitrobenzene	ug/L	--	--	--	--	--
PCBs						
Aroclor-1016 (PCB-1016)	ug/L	--	--	--	--	--
Aroclor-1221 (PCB-1221)	ug/L	--	--	--	--	--
Aroclor-1232 (PCB-1232)	ug/L	--	--	--	--	--
Aroclor-1242 (PCB-1242)	ug/L	--	--	--	--	--
Aroclor-1248 (PCB-1248)	ug/L	--	--	--	--	--
Aroclor-1254 (PCB-1254)	ug/L	--	--	--	--	--
Aroclor-1260 (PCB-1260)	ug/L	--	--	--	--	--
Total PCBs	ug/L	--	--	--	--	--
Total Petroleum Hydrocarbons (TPH)						
Total Petroleum Hydrocarbons - Purgeable (GRO)	ug/L	--	--	--	--	--

APPENDIX G.3

GROUNDWATER QUALITY DATA
RFI REPORT
FORMER MANUAL TRANSMISSIONS OF MUNCIE FACILITY
MUNCIE, INDIANA

AOI		*AOI 35*	*AOI 35*	*AOI 35*	*AOI 35*	*AOI 35*
Sample Location		*MW40-11*	*MW40-11*	*MW40-11*	*MW41-11*	*MW41-11*
Sample Identification		*GW-017324-011411-TP-001*	*GW-017324-011411-TP-002*	*GW-17324-120911-EM-035*	*GW-017324-011411-TP-003*	*GW-17324-120911-EM-036*
Sample Date		*1/14/2011*	*1/14/2011*	*12/9/2011*	*1/14/2011*	*12/9/2011*
Sample Depth		*-*	*-*	*-*	*-*	*-*
Sample Depth						
	Units					
Metals						
Aluminum	ug/L	--	--	--	--	--
Antimony	ug/L	--	--	--	--	--
Arsenic	ug/L	--	--	--	--	--
Arsenic (dissolved)	ug/L	--	--	--	--	--
Barium	ug/L	--	--	--	--	--
Barium (dissolved)	ug/L	--	--	--	--	--
Beryllium	ug/L	--	--	--	--	--
Cadmium	ug/L	--	--	--	--	--
Cadmium (dissolved)	ug/L	--	--	--	--	--
Calcium	ug/L	--	--	--	--	--
Calcium (dissolved)	ug/L	--	--	--	--	--
Chromium	ug/L	--	--	--	--	--
Chromium (dissolved)	ug/L	--	--	--	--	--
Cobalt	ug/L	--	--	--	--	--
Copper	ug/L	--	--	--	--	--
Copper (dissolved)	ug/L	--	--	--	--	--
Iron	ug/L	--	--	--	--	--
Iron (dissolved)	ug/L	--	--	--	--	--
Lead	ug/L	--	--	--	--	--
Lead (dissolved)	ug/L	--	--	--	--	--
Magnesium	ug/L	--	--	--	--	--
Magnesium (dissolved)	ug/L	--	--	--	--	--
Manganese	ug/L	--	--	--	--	--
Manganese (dissolved)	ug/L	--	--	--	--	--
Mercury	ug/L	--	--	--	--	--
Mercury (dissolved)	ug/L	--	--	--	--	--
Nickel	ug/L	--	--	--	--	--
Nickel (dissolved)	ug/L	--	--	--	--	--
Potassium	ug/L	--	--	--	--	--
Selenium	ug/L	--	--	--	--	--
Selenium (dissolved)	ug/L	--	--	--	--	--
Silver	ug/L	--	--	--	--	--
Silver (dissolved)	ug/L	--	--	--	--	--
Sodium	ug/L	--	--	--	--	--
Thallium	ug/L	--	--	--	--	--
Vanadium	ug/L	--	--	--	--	--
Zinc	ug/L	--	--	--	--	--
Zinc (dissolved)	ug/L	--	--	--	--	--

APPENDIX G.3

GROUNDWATER QUALITY DATA
RFI REPORT
FORMER MANUAL TRANSMISSIONS OF MUNCIE FACILITY
MUNCIE, INDIANA

AOI		***AOI 35***	***AOI 35***	***AOI 35***	***AOI 35***	***AOI 35***
Sample Location		***MW40-11***	***MW40-11***	***MW40-11***	***MW41-11***	***MW41-11***
Sample Identification		***GW-017324-011411-TP-001***	***GW-017324-011411-TP-002***	***GW-17324-120911-EM-035***	***GW-017324-011411-TP-003***	***GW-17324-120911-EM-036***
Sample Date		***1/14/2011***	***1/14/2011***	***12/9/2011***	***1/14/2011***	***12/9/2011***
Sample Depth		***-***	***-***	***-***	***-***	***-***
Sample Depth						
	Units					
Gas						
Ethane	ug/L	--	--	--	--	--
Ethene	ug/L	--	--	--	--	--
Methane	ug/L	--	--	--	--	--
General Chemistry						
Alkalinity, bicarbonate	ug/L	--	--	--	--	--
Alkalinity, carbonate	ug/L	--	--	--	--	--
Bicarbonate (as CaCO3)	ug/L	--	--	--	--	--
Chloride	ug/L	--	--	--	--	--
Dissolved organic carbon (DOC)	ug/L	--	--	--	--	--
Hardness	ug/L	--	--	--	--	--
Hardness, carbonate	ug/L	--	--	--	--	--
Nitrate (as N)	ug/L	--	--	--	--	--
Nitrite (as N)	ug/L	--	--	--	--	--
pH	s.u.	--	--	--	--	--
Sulfate	ug/L	--	--	--	--	--
Sulfide	ug/L	--	--	--	--	--
Total dissolved solids (TDS)	ug/L	--	--	--	--	--
Total organic carbon (TOC)	ug/L	--	--	--	--	--

Notes
ug/L - Micrograms per litre
"-" - No value
U - Not detected at the associated reporting limit
J - Estimated concentration
UJ - Not detected; associated reporting limit is estimated
R - Rejected
s.u. - Standard units
nc - No criteria
ND - Non Detect (calculation)
BOLD[abc] Concentration exceeds associated screening level
IDEM Appendix A: Screening Levels Remedation Closure Guide - March 25, 2014
a - Exceeds IDEM residential tap screening levels
b - Exceeds IDEM residential vapor exposure screening levels
c - Exceeds IDEM commercial/industrial vapor screening levels

APPENDIX G.3

GROUNDWATER QUALITY DATA
RFI REPORT
FORMER MANUAL TRANSMISSIONS OF MUNCIE FACILITY
MUNCIE, INDIANA

AOI		*AOI 35*	*AOI 35*	*AOI 35*	*AOI 35*	*AOI 35*
Sample Location		*MW42-11*	*MW42-11*	*MW43-11*	*MW43-11*	*MW44-11*
Sample Identification		*GW-017324-011411-TP-004*	*GW-17324-120911-EM-037*	*GW-017324-011411-TP-005*	*GW-17324-120911-EM-038*	*GW-017324-011411-TP-006*
Sample Date		*1/14/2011*	*12/9/2011*	*1/14/2011*	*12/9/2011*	*1/14/2011*
Sample Depth		-	-	-	-	-
Sample Depth						
	Units					
Volatile Organic Compounds (VOCs)						
Acetone	ug/L	10 U	10 U	10 U	10 U	10 U
Benzene	ug/L	1.0 U	1.0 U	1.0 U	1.0 U	1.0 U
Bromodichloromethane	ug/L	1.0 U	1.0 U	1.0 U	1.0 U	1.0 U
Bromoform	ug/L	1.0 U	1.0 U	1.0 U	1.0 U	1.0 U
Bromomethane (Methyl bromide)	ug/L	1.0 U	1.0 U	1.0 U	1.0 U	1.0 U
2-Butanone (Methyl ethyl ketone) (MEK)	ug/L	10 U	10 U	10 U	10 U	10 U
Carbon disulfide	ug/L	1.0 U	1.0 U	1.0 U	1.0 U	1.0 U
Carbon tetrachloride	ug/L	1.0 U	1.0 U	1.0 U	1.0 U	1.0 U
Chlorobenzene	ug/L	1.0 U	1.0 U	1.0 U	1.0 U	1.0 U
Chloroethane	ug/L	1.0 U	1.0 U	1.0 U	1.0 U	1.0 U
2-Chloroethyl vinyl ether	ug/L	--	--	--	--	--
Chloroform (Trichloromethane)	ug/L	1.0 U	1.0 U	1.0 U	1.0 U	1.0 U
Chloromethane (Methyl chloride)	ug/L	1.0 U	1.0 U	1.0 U	1.0 U	1.0 U
Cyclohexane	ug/L	1.0 U	1.0 U	1.0 U	1.0 U	1.0 U
1,2-Dibromo-3-chloropropane (DBCP)	ug/L	2.0 U	2.0 U	2.0 U	2.0 U	2.0 U
Dibromochloromethane	ug/L	1.0 U	1.0 U	1.0 U	1.0 U	1.0 U
1,2-Dibromoethane (Ethylene dibromide)	ug/L	1.0 U	1.0 U	1.0 U	1.0 U	1.0 U
1,2-Dichlorobenzene	ug/L	1.0 U	1.0 U	1.0 U	1.0 U	1.0 U
1,3-Dichlorobenzene	ug/L	1.0 U	1.0 U	1.0 U	1.0 U	1.0 U
1,4-Dichlorobenzene	ug/L	1.0 U	1.0 U	1.0 U	1.0 U	1.0 U
Dichlorodifluoromethane (CFC-12)	ug/L	1.0 U	1.0 U	1.0 U	1.0 U	1.0 U
1,1-Dichloroethane	ug/L	1.0 U	1.0 U	1.0 U	1.0 U	1.0 U
1,2-Dichloroethane	ug/L	1.0 U	1.0 U	1.0 U	1.0 U	1.0 U
1,2-Dichloroethene (total)	ug/L	--	--	--	--	--
1,1-Dichloroethene	ug/L	1.0 U	1.0 U	1.0 U	1.0 U	1.0 U
cis-1,2-Dichloroethene	ug/L	1.0 U	1.0 U	1.0 U	1.0 U	1.3
trans-1,2-Dichloroethene	ug/L	1.0 U	1.0 U	1.0 U	1.0 U	1.0 U
1,2-Dichloropropane	ug/L	1.0 U	1.0 U	1.0 U	1.0 U	1.0 U
cis-1,3-Dichloropropene	ug/L	1.0 U	1.0 U	1.0 U	1.0 U	1.0 U
trans-1,3-Dichloropropene	ug/L	1.0 U	1.0 U	1.0 U	1.0 U	1.0 U
Ethylbenzene	ug/L	1.0 U	1.0 U	1.0 U	1.0 U	1.0 U
2-Hexanone	ug/L	10 U	10 U	10 U	10 U	10 U
Isopropyl benzene	ug/L	1.0 U	1.0 U	1.0 U	1.0 U	1.0 U
Methyl acetate	ug/L	10 U	10 U	10 U	10 U	10 U
Methyl cyclohexane	ug/L	1.0 U	1.0 U	1.0 U	1.0 U	1.0 U
Methyl tert butyl ether (MTBE)	ug/L	5.0 U	5.0 U	5.0 U	5.0 U	5.0 U
4-Methyl-2-pentanone (Methyl isobutyl ketone) (MIBK)	ug/L	10 U	10 U	10 U	10 U	10 U
Methylene chloride	ug/L	1.0 U	1.0 U	1.0 U	1.0 U	1.0 U
Styrene	ug/L	1.0 U	1.0 U	1.0 U	1.0 U	1.0 U
VOCs (Continued)						

APPENDIX G.3

GROUNDWATER QUALITY DATA
RFI REPORT
FORMER MANUAL TRANSMISSIONS OF MUNCIE FACILITY
MUNCIE, INDIANA

AOI		*AOI 35*	*AOI 35*	*AOI 35*	*AOI 35*	*AOI 35*
Sample Location		*MW42-11*	*MW42-11*	*MW43-11*	*MW43-11*	*MW44-11*
Sample Identification		*GW-017324-011411-TP-004*	*GW-17324-120911-EM-037*	*GW-017324-011411-TP-005*	*GW-17324-120911-EM-038*	*GW-017324-011411-TP-006*
Sample Date		*1/14/2011*	*12/9/2011*	*1/14/2011*	*12/9/2011*	*1/14/2011*
Sample Depth		*-*	*-*	*-*	*-*	*-*
Sample Depth						
	Units					
1,1,2,2-Tetrachloroethane	ug/L	1.0 U	1.0 U	1.0 U	1.0 U	1.0 U
Tetrachloroethene	ug/L	1.0 U	0.47 J	1.0 U	0.47 J	1.0 U
Toluene	ug/L	1.0 U	1.0 U	1.0 U	1.0 U	1.0 U
1,2,4-Trichlorobenzene	ug/L	1.0 U	1.0 U	1.0 U	1.0 U	1.0 U
1,1,1-Trichloroethane	ug/L	1.0 U	1.0 U	1.0 U	1.0 U	1.0 U
1,1,2-Trichloroethane	ug/L	1.0 U	1.0 U	1.0 U	1.0 U	1.0 U
Trichloroethene	ug/L	1.0 U	0.19 J	1.0 U	1.0 U	1.0 U
Trichlorofluoromethane (CFC-11)	ug/L	1.0 U	1.0 U	1.0 U	1.0 U	1.0 U
Trifluorotrichloroethane (Freon 113)	ug/L	1.0 U	1.0 U	1.0 U	1.0 U	1.0 U
Vinyl acetate	ug/L	--	--	--	--	--
Vinyl chloride	ug/L	1.0 U	1.0 U	1.0 U	1.0 U	1.0 U
Xylenes (total)	ug/L	2.0 U	2.0 U	2.0 U	2.0 U	2.0 U
Semi-Volatile Organic Compounds (SVOCs)						
Acenaphthene	ug/L	--	--	--	--	--
Acenaphthylene	ug/L	--	--	--	--	--
Acetonitrile	ug/L	--	--	--	--	--
Acetophenone	ug/L	--	--	--	--	--
2-Acetylaminofluorene	ug/L	--	--	--	--	--
Acrolein	ug/L	--	--	--	--	--
Acrylonitrile	ug/L	--	--	--	--	--
Allyl chloride	ug/L	--	--	--	--	--
4-Aminobiphenyl	ug/L	--	--	--	--	--
Aniline	ug/L	--	--	--	--	--
Anthracene	ug/L	--	--	--	--	--
Aramite	ug/L	--	--	--	--	--
Atrazine	ug/L	--	--	--	--	--
Benzaldehyde	ug/L	--	--	--	--	--
Benzidine	ug/L	--	--	--	--	--
Benzo(a)anthracene	ug/L	--	--	--	--	--
Benzo(a)pyrene	ug/L	--	--	--	--	--
Benzo(b)fluoranthene	ug/L	--	--	--	--	--
Benzo(g,h,i)perylene	ug/L	--	--	--	--	--
Benzo(k)fluoranthene	ug/L	--	--	--	--	--
Benzoic acid	ug/L	--	--	--	--	--
Benzyl alcohol	ug/L	--	--	--	--	--
Biphenyl (1,1-Biphenyl)	ug/L	--	--	--	--	--
4-Bromophenyl phenyl ether	ug/L	--	--	--	--	--
Butyl benzylphthalate (BBP)	ug/L	--	--	--	--	--
Caprolactam	ug/L	--	--	--	--	--
Carbazole	ug/L	--	--	--	--	--
4-Chloro-3-methylphenol	ug/L	--	--	--	--	--
4-Chloroaniline	ug/L	--	--	--	--	--
Chlorobenzilate	ug/L	--	--	--	--	--
bis(2-Chloroethoxy)methane	ug/L	--	--	--	--	--
bis(2-Chloroethyl)ether	ug/L	--	--	--	--	--

APPENDIX G.3

GROUNDWATER QUALITY DATA
RFI REPORT
FORMER MANUAL TRANSMISSIONS OF MUNCIE FACILITY
MUNCIE, INDIANA

AOI		*AOI 35*	*AOI 35*	*AOI 35*	*AOI 35*	*AOI 35*
Sample Location		***MW42-11***	***MW42-11***	***MW43-11***	***MW43-11***	***MW44-11***
Sample Identification		***GW-017324-011411-TP-004***	***GW-17324-120911-EM-037***	***GW-017324-011411-TP-005***	***GW-17324-120911-EM-038***	***GW-017324-011411-TP-006***
Sample Date		***1/14/2011***	***12/9/2011***	***1/14/2011***	***12/9/2011***	***1/14/2011***
Sample Depth		***-***	***-***	***-***	***-***	***-***
Sample Depth						
	Units					
2-Chloronaphthalene	ug/L	--	--	--	--	--
2-Chlorophenol	ug/L	--	--	--	--	--
4-Chlorophenyl phenyl ether	ug/L	--	--	--	--	--
Chloroprene	ug/L	--	--	--	--	--
Chrysene	ug/L	--	--	--	--	--
Cresol isomers	ug/L	--	--	--	--	--
Diallate	ug/L	--	--	--	--	--
Dibenz(a,h)anthracene	ug/L	--	--	--	--	--
Dibenzofuran	ug/L	--	--	--	--	--
Dibromochloromethane	ug/L	--	--	--	--	--
Dibromomethane	ug/L	--	--	--	--	--
trans-1,4-Dichloro-2-butene	ug/L	--	--	--	--	--
3,3'-Dichlorobenzidine	ug/L	--	--	--	--	--
2,4-Dichlorophenol	ug/L	--	--	--	--	--
2,6-Dichlorophenol	ug/L	--	--	--	--	--
Diethyl phthalate	ug/L	--	--	--	--	--
Dimethoate	ug/L	--	--	--	--	--
Dimethyl phthalate	ug/L	--	--	--	--	--
p-Dimethylaminoazobenzene A	ug/L	--	--	--	--	--
7,12-Dimethylbenz(a)anthracene	ug/L	--	--	--	--	--
3,3-Dimethylbenzidine	ug/L	--	--	--	--	--
a,a-Dimethylphenethylamine	ug/L	--	--	--	--	--
2,4-Dimethylphenol	ug/L	--	--	--	--	--
Di-n-butylphthalate (DBP)	ug/L	--	--	--	--	--
4,6-Dinitro-2-methylphenol	ug/L	--	--	--	--	--
Dinitrobenzene, NOS	ug/L	--	--	--	--	--
2,4-Dinitrophenol	ug/L	--	--	--	--	--
2,4-Dinitrotoluene	ug/L	--	--	--	--	--
2,6-Dinitrotoluene	ug/L	--	--	--	--	--
Di-n-octyl phthalate (DnOP)	ug/L	--	--	--	--	--
1,4-Dioxane	ug/L	--	--	--	--	--
Diphenylamine	ug/L	--	--	--	--	--
1,2-Diphenylhydrazine	ug/L	--	--	--	--	--
Disulfoton	ug/L	--	--	--	--	--

APPENDIX G.3

GROUNDWATER QUALITY DATA
RFI REPORT
FORMER MANUAL TRANSMISSIONS OF MUNCIE FACILITY
MUNCIE, INDIANA

AOI		*AOI 35*	*AOI 35*	*AOI 35*	*AOI 35*	*AOI 35*
Sample Location		*MW42-11*	*MW42-11*	*MW43-11*	*MW43-11*	*MW44-11*
Sample Identification		*GW-017324-011411-TP-004*	*GW-17324-120911-EM-037*	*GW-017324-011411-TP-005*	*GW-17324-120911-EM-038*	*GW-017324-011411-TP-006*
Sample Date		*1/14/2011*	*12/9/2011*	*1/14/2011*	*12/9/2011*	*1/14/2011*
Sample Depth		*-*	*-*	*-*	*-*	*-*
Sample Depth						
	Units					
SVOCs (Continued)						
Ethyl methacrylate	ug/L	--	--	--	--	--
Ethyl methanesulfonate	ug/L	--	--	--	--	--
bis(2-Ethylhexyl)phthalate (DEHP)	ug/L	--	--	--	--	--
Famphur	ug/L	--	--	--	--	--
Fluoranthene	ug/L	--	--	--	--	--
Fluorene	ug/L	--	--	--	--	--
Hexachlorobenzene	ug/L	--	--	--	--	--
Hexachlorobutadiene	ug/L	--	--	--	--	--
Hexachlorocyclopentadiene	ug/L	--	--	--	--	--
Hexachloroethane	ug/L	--	--	--	--	--
Hexachlorophene A	ug/L	--	--	--	--	--
Hexachloropropene	ug/L	--	--	--	--	--
Indeno(1,2,3-cd)pyrene	ug/L	--	--	--	--	--
Iodomethane	ug/L	--	--	--	--	--
Isodrin	ug/L	--	--	--	--	--
Isophorone	ug/L	--	--	--	--	--
Isosafrole	ug/L	--	--	--	--	--
Kepone	ug/L	--	--	--	--	--
Methapyrilene	ug/L	--	--	--	--	--
Methyl acrylonitrile	ug/L	--	--	--	--	--
Methyl methacrylate	ug/L	--	--	--	--	--
Methyl methanesulfonate	ug/L	--	--	--	--	--
Methyl parathion	ug/L	--	--	--	--	--
3-Methylcholanthrene	ug/L	--	--	--	--	--
2-Methylnaphthalene	ug/L	--	--	--	--	--
2-Methylphenol	ug/L	--	--	--	--	--
3&4-Methylphenol	ug/L	--	--	--	--	--
4-Methylphenol	ug/L	--	--	--	--	--
Naphthalene	ug/L	--	--	--	--	--
1,4-Naphthoquinone	ug/L	--	--	--	--	--
1-Naphthylamine	ug/L	--	--	--	--	--
2-Naphthylamine	ug/L	--	--	--	--	--
2-Nitroaniline	ug/L	--	--	--	--	--
3-Nitroaniline	ug/L	--	--	--	--	--
4-Nitroaniline	ug/L	--	--	--	--	--
Nitrobenzene	ug/L	--	--	--	--	--
2-Nitrophenol	ug/L	--	--	--	--	--
4-Nitrophenol	ug/L	--	--	--	--	--
4-Nitroquinoline-N-oxide	ug/L	--	--	--	--	--
N-Nitrosodi-n-butylamine	ug/L	--	--	--	--	--
N-Nitrosodi-n-propylamine	ug/L	--	--	--	--	--
N-Nitrosodiphenylamine	ug/L	--	--	--	--	--
N-Nitrosodiethylamine	ug/L	--	--	--	--	--
N-Nitrosodimethylamine	ug/L	--	--	--	--	--
N-Nitrosomethylethylamine	ug/L	--	--	--	--	--

APPENDIX G.3

GROUNDWATER QUALITY DATA
RFI REPORT
FORMER MANUAL TRANSMISSIONS OF MUNCIE FACILITY
MUNCIE, INDIANA

AOI		*AOI 35*	*AOI 35*	*AOI 35*	*AOI 35*	*AOI 35*
Sample Location		*MW42-11*	*MW42-11*	*MW43-11*	*MW43-11*	*MW44-11*
Sample Identification		*GW-017324-011411-TP-004*	*GW-17324-120911-EM-037*	*GW-017324-011411-TP-005*	*GW-17324-120911-EM-038*	*GW-017324-011411-TP-006*
Sample Date		*1/14/2011*	*12/9/2011*	*1/14/2011*	*12/9/2011*	*1/14/2011*
Sample Depth		*-*	*-*	*-*	*-*	*-*
Sample Depth						
	Units					
SVOCs (Continued)						
N-Nitrosomorpholine	ug/L	--	--	--	--	--
N-Nitrosopiperidine	ug/L	--	--	--	--	--
N-Nitrosopyrrolidine	ug/L	--	--	--	--	--
2,2'-Oxybis(1-chloropropane) (bis(2-Chloroisopropyl) ether)	ug/L	--	--	--	--	--
Pentachlorobenzene	ug/L	--	--	--	--	--
Pentachloroethane	ug/L	--	--	--	--	--
Pentachloronitrobenzene	ug/L	--	--	--	--	--
Pentachlorophenol	ug/L	--	--	--	--	--
Phenacetin	ug/L	--	--	--	--	--
Phenanthrene	ug/L	--	--	--	--	--
Phenol	ug/L	--	--	--	--	--
p-Phenylenediamine	ug/L	--	--	--	--	--
Phorate	ug/L	--	--	--	--	--
2-Picoline	ug/L	--	--	--	--	--
Pronamide	ug/L	--	--	--	--	--
Propionitrile (ethyl cyanide)	ug/L	--	--	--	--	--
Pyrene	ug/L	--	--	--	--	--
Pyridine	ug/L	--	--	--	--	--
Safrole	ug/L	--	--	--	--	--
1,2,4,5-Tetrachlorobenzene	ug/L	--	--	--	--	--
1,1,1,2-Tetrachloroethane	ug/L	--	--	--	--	--
2,3,4,6-Tetrachlorophenol	ug/L	--	--	--	--	--
Thionazin (O,O-diethyl-O-2-pyrazinyl phosphorothioate)	ug/L	--	--	--	--	--
o-Toluidine A	ug/L	--	--	--	--	--
5-Nitro-2-toluidine	ug/L	--	--	--	--	--
2,4,5-Trichlorophenol	ug/L	--	--	--	--	--
2,4,6-Trichlorophenol	ug/L	--	--	--	--	--
1,2,3-Trichloropropane	ug/L	--	--	--	--	--
0,0,0-Triethylphosphorothioate	ug/L	--	--	--	--	--
1,3,5-Trinitrobenzene	ug/L	--	--	--	--	--
PCBs						
Aroclor-1016 (PCB-1016)	ug/L	--	--	--	--	--
Aroclor-1221 (PCB-1221)	ug/L	--	--	--	--	--
Aroclor-1232 (PCB-1232)	ug/L	--	--	--	--	--
Aroclor-1242 (PCB-1242)	ug/L	--	--	--	--	--
Aroclor-1248 (PCB-1248)	ug/L	--	--	--	--	--
Aroclor-1254 (PCB-1254)	ug/L	--	--	--	--	--
Aroclor-1260 (PCB-1260)	ug/L	--	--	--	--	--
Total PCBs	ug/L	--	--	--	--	--
Total Petroleum Hydrocarbons (TPH)						
Total Petroleum Hydrocarbons - Purgeable (GRO)	ug/L	--	--	--	--	--

APPENDIX G.3

GROUNDWATER QUALITY DATA
RFI REPORT
FORMER MANUAL TRANSMISSIONS OF MUNCIE FACILITY
MUNCIE, INDIANA

AOI		*AOI 35*	*AOI 35*	*AOI 35*	*AOI 35*	*AOI 35*
Sample Location		***MW42-11***	***MW42-11***	***MW43-11***	***MW43-11***	***MW44-11***
Sample Identification		***GW-017324-011411-TP-004***	***GW-17324-120911-EM-037***	***GW-017324-011411-TP-005***	***GW-17324-120911-EM-038***	***GW-017324-011411-TP-006***
Sample Date		***1/14/2011***	***12/9/2011***	***1/14/2011***	***12/9/2011***	***1/14/2011***
Sample Depth		***-***	***-***	***-***	***-***	***-***
Sample Depth						
	Units					
Metals						
Aluminum	ug/L	--	--	--	--	--
Antimony	ug/L	--	--	--	--	--
Arsenic	ug/L	--	--	--	--	--
Arsenic (dissolved)	ug/L	--	--	--	--	--
Barium	ug/L	--	--	--	--	--
Barium (dissolved)	ug/L	--	--	--	--	--
Beryllium	ug/L	--	--	--	--	--
Cadmium	ug/L	--	--	--	--	--
Cadmium (dissolved)	ug/L	--	--	--	--	--
Calcium	ug/L	--	--	--	--	--
Calcium (dissolved)	ug/L	--	--	--	--	--
Chromium	ug/L	--	--	--	--	--
Chromium (dissolved)	ug/L	--	--	--	--	--
Cobalt	ug/L	--	--	--	--	--
Copper	ug/L	--	--	--	--	--
Copper (dissolved)	ug/L	--	--	--	--	--
Iron	ug/L	--	--	--	--	--
Iron (dissolved)	ug/L	--	--	--	--	--
Lead	ug/L	--	--	--	--	--
Lead (dissolved)	ug/L	--	--	--	--	--
Magnesium	ug/L	--	--	--	--	--
Magnesium (dissolved)	ug/L	--	--	--	--	--
Manganese	ug/L	--	--	--	--	--
Manganese (dissolved)	ug/L	--	--	--	--	--
Mercury	ug/L	--	--	--	--	--
Mercury (dissolved)	ug/L	--	--	--	--	--
Nickel	ug/L	--	--	--	--	--
Nickel (dissolved)	ug/L	--	--	--	--	--
Potassium	ug/L	--	--	--	--	--
Selenium	ug/L	--	--	--	--	--
Selenium (dissolved)	ug/L	--	--	--	--	--
Silver	ug/L	--	--	--	--	--
Silver (dissolved)	ug/L	--	--	--	--	--
Sodium	ug/L	--	--	--	--	--
Thallium	ug/L	--	--	--	--	--
Vanadium	ug/L	--	--	--	--	--
Zinc	ug/L	--	--	--	--	--
Zinc (dissolved)	ug/L	--	--	--	--	--

APPENDIX G.3

GROUNDWATER QUALITY DATA
RFI REPORT
FORMER MANUAL TRANSMISSIONS OF MUNCIE FACILITY
MUNCIE, INDIANA

AOI		***AOI 35***	***AOI 35***	***AOI 35***	***AOI 35***	***AOI 35***
Sample Location		***MW42-11***	***MW42-11***	***MW43-11***	***MW43-11***	***MW44-11***
Sample Identification		***GW-017324-011411-TP-004***	***GW-17324-120911-EM-037***	***GW-017324-011411-TP-005***	***GW-17324-120911-EM-038***	***GW-017324-011411-TP-006***
Sample Date		***1/14/2011***	***12/9/2011***	***1/14/2011***	***12/9/2011***	***1/14/2011***
Sample Depth		***-***	***-***	***-***	***-***	***-***
Sample Depth						
	Units					
Gas						
Ethane	ug/L	--	--	--	--	--
Ethene	ug/L	--	--	--	--	--
Methane	ug/L	--	--	--	--	--
General Chemistry						
Alkalinity, bicarbonate	ug/L	--	--	--	--	--
Alkalinity, carbonate	ug/L	--	--	--	--	--
Bicarbonate (as CaCO3)	ug/L	--	--	--	--	--
Chloride	ug/L	--	--	--	--	--
Dissolved organic carbon (DOC)	ug/L	--	--	--	--	--
Hardness	ug/L	--	--	--	--	--
Hardness, carbonate	ug/L	--	--	--	--	--
Nitrate (as N)	ug/L	--	--	--	--	--
Nitrite (as N)	ug/L	--	--	--	--	--
pH	s.u.	--	--	--	--	--
Sulfate	ug/L	--	--	--	--	--
Sulfide	ug/L	--	--	--	--	--
Total dissolved solids (TDS)	ug/L	--	--	--	--	--
Total organic carbon (TOC)	ug/L	--	--	--	--	--

Notes
ug/L - Micrograms per litre
"-" - No value
U - Not detected at the associated reporting limit
J - Estimated concentration
UJ - Not detected; associated reporting limit is estimated
R - Rejected
s.u. - Standard units
nc - No criteria
ND - Non Detect (calculation)
BOLD[abc] Concentration exceeds associated screening level
IDEM Appendix A: Screening Levels Remedation Closure Guide - March 25, 2014
a - Exceeds IDEM residential tap screening levels
b - Exceeds IDEM residential vapor exposure screening levels
c - Exceeds IDEM commercial/industrial vapor screening levels

APPENDIX G.3

GROUNDWATER QUALITY DATA
RFI REPORT
FORMER MANUAL TRANSMISSIONS OF MUNCIE FACILITY
MUNCIE, INDIANA

AOI		*AOI 35*	*AOI 35*	*AOI 35*	*AOI 35*	*AOI 35*
Sample Location		*MW44-11*	*MW44-11*	*MW47-11*	*MW47-11*	*MW48-11*
Sample Identification		*GW-17324-120811-EM-026*	*GW-017324-050614-SM-031*	*GW-17324-120711-EM-015*	*GW-017324-050114-SM-008*	*GW-17324-120911-EM-039*
Sample Date		*12/8/2011*	*5/6/2014*	*12/7/2011*	*5/1/2014*	*12/9/2011*
Sample Depth		-	-	-	-	-
Sample Depth						
	Units					
Volatile Organic Compounds (VOCs)						
Acetone	ug/L	10 U	1.7 J	17 U	63 U	10 U
Benzene	ug/L	1.0 U	1.0 U	1.7 U	6.3 U	1.0 U
Bromodichloromethane	ug/L	1.0 U	1.0 U	1.7 U	6.3 U	1.0 U
Bromoform	ug/L	1.0 U	1.0 U	1.7 U	6.3 U	1.0 U
Bromomethane (Methyl bromide)	ug/L	1.0 U	1.0 U	1.7 U	6.3 U	1.0 U
2-Butanone (Methyl ethyl ketone) (MEK)	ug/L	10 U	10 U	17 U	63 U	10 U
Carbon disulfide	ug/L	1.0 U	1.0 U	1.7 U	6.3 U	1.0 U
Carbon tetrachloride	ug/L	1.0 U	1.0 U	1.7 U	6.3 U	1.0 U
Chlorobenzene	ug/L	1.0 U	1.0 U	1.7 U	6.3 U	1.0 U
Chloroethane	ug/L	1.0 U	1.0 U	17	93	1.0 U
2-Chloroethyl vinyl ether	ug/L	--	--	--	--	--
Chloroform (Trichloromethane)	ug/L	1.0 U	1.0 U	1.7 U	6.3 U	1.0 U
Chloromethane (Methyl chloride)	ug/L	1.0 U	1.0 U	1.7 U	6.3 U	1.0 U
Cyclohexane	ug/L	1.0 U	1.0 U	1.7 U	6.3 U	1.0 U
1,2-Dibromo-3-chloropropane (DBCP)	ug/L	2.0 U	2.0 U	3.3 U	13 U	2.0 U
Dibromochloromethane	ug/L	1.0 U	1.0 U	1.7 U	6.3 U	1.0 U
1,2-Dibromoethane (Ethylene dibromide)	ug/L	1.0 U	1.0 U	1.7 U	6.3 U	1.0 U
1,2-Dichlorobenzene	ug/L	1.0 U	1.0 U	1.7 U	6.3 U	1.0 U
1,3-Dichlorobenzene	ug/L	1.0 U	1.0 U	1.7 U	6.3 U	1.0 U
1,4-Dichlorobenzene	ug/L	1.0 U	1.0 U	1.7 U	6.3 U	1.0 U
Dichlorodifluoromethane (CFC-12)	ug/L	1.0 U	1.0 U	1.7 U	6.3 U	1.0 U
1,1-Dichloroethane	ug/L	1.0 U	1.0 U	**35**[a]	**190**[ab]	0.40 J
1,2-Dichloroethane	ug/L	1.0 U	1.0 U	1.7 U	6.3 U	1.0 U
1,2-Dichloroethene (total)	ug/L	--	--	--	--	--
1,1-Dichloroethene	ug/L	1.0 U	1.0 U	1.7 U	6.3 U	1.0 U
cis-1,2-Dichloroethene	ug/L	1.0 U	0.70 J	1.7 U	1.6 J	1.0 U
trans-1,2-Dichloroethene	ug/L	1.0 U	1.0 U	1.7 U	1.3 J	1.0 U
1,2-Dichloropropane	ug/L	1.0 U	1.0 U	1.7 U	6.3 U	1.0 U
cis-1,3-Dichloropropene	ug/L	1.0 U	1.0 U	1.7 U	6.3 U	1.0 U
trans-1,3-Dichloropropene	ug/L	1.0 U	1.0 U	1.7 U	6.3 U	1.0 U
Ethylbenzene	ug/L	1.0 U	1.0 U	1.7 U	6.3 U	1.0 U
2-Hexanone	ug/L	10 U	10 U	17 U	63 U	10 U
Isopropyl benzene	ug/L	1.0 U	1.0 U	1.7 U	6.3 U	1.0 U
Methyl acetate	ug/L	10 U	10 U	17 U	63 U	10 U
Methyl cyclohexane	ug/L	1.0 U	1.0 U	1.7 U	6.3 U	1.0 U
Methyl tert butyl ether (MTBE)	ug/L	5.0 U	1.0 U	8.4 U	6.3 U	5.0 U
4-Methyl-2-pentanone (Methyl isobutyl ketone) (MIBK)	ug/L	10 U	10 U	17 U	63 U	10 U
Methylene chloride	ug/L	1.0 U	1.0 U	1.7 U	6.3 U	1.0 U
Styrene	ug/L	1.0 U	1.0 U	1.7 U	6.3 U	1.0 U
VOCs (Continued)						

APPENDIX G.3

GROUNDWATER QUALITY DATA
RFI REPORT
FORMER MANUAL TRANSMISSIONS OF MUNCIE FACILITY
MUNCIE, INDIANA

AOI		*AOI 35*	*AOI 35*	*AOI 35*	*AOI 35*	*AOI 35*
Sample Location		*MW44-11*	*MW44-11*	*MW47-11*	*MW47-11*	*MW48-11*
Sample Identification		*GW-17324-120811-EM-026*	*GW-017324-050614-SM-031*	*GW-17324-120711-EM-015*	*GW-017324-050114-SM-008*	*GW-17324-120911-EM-039*
Sample Date		*12/8/2011*	*5/6/2014*	*12/7/2011*	*5/1/2014*	*12/9/2011*
Sample Depth		-	-	-	-	-
Sample Depth						
	Units					
1,1,2,2-Tetrachloroethane	ug/L	1.0 U	1.0 U	1.7 U	6.3 U	1.0 U
Tetrachloroethene	ug/L	1.0 U	0.77 J	0.75 J	6.3 U	1.0 U
Toluene	ug/L	1.0 U	1.0 U	1.7 U	6.3 U	1.0 U
1,2,4-Trichlorobenzene	ug/L	1.0 U	1.0 U	1.7 U	6.3 U	1.0 U
1,1,1-Trichloroethane	ug/L	1.0 U	1.0 U	1.5 J	6.3	1.0 U
1,1,2-Trichloroethane	ug/L	1.0 U	1.0 U	1.7 U	6.3 U	1.0 U
Trichloroethene	ug/L	3.0	1.0 U	1.7 U	6.3 U	0.37 J
Trichlorofluoromethane (CFC-11)	ug/L	1.0 U	1.0 U	1.7 U	6.3 U	1.0 U
Trifluorotrichloroethane (Freon 113)	ug/L	1.0 U	1.0 U	1.7 U	6.3 U	1.0 U
Vinyl acetate	ug/L	--	--	--	--	--
Vinyl chloride	ug/L	1.0 U	1.0 U	**6.3**[ab]	**29**[ab]	1.0 U
Xylenes (total)	ug/L	2.0 U	2.0 U	3.3 U	13 U	2.0 U
Semi-Volatile Organic Compounds (SVOCs)						
Acenaphthene	ug/L	--	--	--	--	--
Acenaphthylene	ug/L	--	--	--	--	--
Acetonitrile	ug/L	--	--	--	--	--
Acetophenone	ug/L	--	--	--	--	--
2-Acetylaminofluorene	ug/L	--	--	--	--	--
Acrolein	ug/L	--	--	--	--	--
Acrylonitrile	ug/L	--	--	--	--	--
Allyl chloride	ug/L	--	--	--	--	--
4-Aminobiphenyl	ug/L	--	--	--	--	--
Aniline	ug/L	--	--	--	--	--
Anthracene	ug/L	--	--	--	--	--
Aramite	ug/L	--	--	--	--	--
Atrazine	ug/L	--	--	--	--	--
Benzaldehyde	ug/L	--	--	--	--	--
Benzidine	ug/L	--	--	--	--	--
Benzo(a)anthracene	ug/L	--	--	--	--	--
Benzo(a)pyrene	ug/L	--	--	--	--	--
Benzo(b)fluoranthene	ug/L	--	--	--	--	--
Benzo(g,h,i)perylene	ug/L	--	--	--	--	--
Benzo(k)fluoranthene	ug/L	--	--	--	--	--
Benzoic acid	ug/L	--	--	--	--	--
Benzyl alcohol	ug/L	--	--	--	--	--
Biphenyl (1,1-Biphenyl)	ug/L	--	--	--	--	--
4-Bromophenyl phenyl ether	ug/L	--	--	--	--	--
Butyl benzylphthalate (BBP)	ug/L	--	--	--	--	--
Caprolactam	ug/L	--	--	--	--	--
Carbazole	ug/L	--	--	--	--	--
4-Chloro-3-methylphenol	ug/L	--	--	--	--	--
4-Chloroaniline	ug/L	--	--	--	--	--
Chlorobenzilate	ug/L	--	--	--	--	--
bis(2-Chloroethoxy)methane	ug/L	--	--	--	--	--
bis(2-Chloroethyl)ether	ug/L	--	--	--	--	--

APPENDIX G.3

GROUNDWATER QUALITY DATA
RFI REPORT
FORMER MANUAL TRANSMISSIONS OF MUNCIE FACILITY
MUNCIE, INDIANA

AOI		*AOI 35*	*AOI 35*	*AOI 35*	*AOI 35*	*AOI 35*
Sample Location		***MW44-11***	***MW44-11***	***MW47-11***	***MW47-11***	***MW48-11***
Sample Identification		***GW-17324-120811-EM-026***	***GW-017324-050614-SM-031***	***GW-17324-120711-EM-015***	***GW-017324-050114-SM-008***	***GW-17324-120911-EM-039***
Sample Date		***12/8/2011***	***5/6/2014***	***12/7/2011***	***5/1/2014***	***12/9/2011***
Sample Depth		***-***	***-***	***-***	***-***	***-***
Sample Depth						
	Units					
2-Chloronaphthalene	ug/L	--	--	--	--	--
2-Chlorophenol	ug/L	--	--	--	--	--
4-Chlorophenyl phenyl ether	ug/L	--	--	--	--	--
Chloroprene	ug/L	--	--	--	--	--
Chrysene	ug/L	--	--	--	--	--
Cresol isomers	ug/L	--	--	--	--	--
Diallate	ug/L	--	--	--	--	--
Dibenz(a,h)anthracene	ug/L	--	--	--	--	--
Dibenzofuran	ug/L	--	--	--	--	--
Dibromochloromethane	ug/L	--	--	--	--	--
Dibromomethane	ug/L	--	--	--	--	--
trans-1,4-Dichloro-2-butene	ug/L	--	--	--	--	--
3,3'-Dichlorobenzidine	ug/L	--	--	--	--	--
2,4-Dichlorophenol	ug/L	--	--	--	--	--
2,6-Dichlorophenol	ug/L	--	--	--	--	--
Diethyl phthalate	ug/L	--	--	--	--	--
Dimethoate	ug/L	--	--	--	--	--
Dimethyl phthalate	ug/L	--	--	--	--	--
p-Dimethylaminoazobenzene A	ug/L	--	--	--	--	--
7,12-Dimethylbenz(a)anthracene	ug/L	--	--	--	--	--
3,3-Dimethylbenzidine	ug/L	--	--	--	--	--
a,a-Dimethylphenethylamine	ug/L	--	--	--	--	--
2,4-Dimethylphenol	ug/L	--	--	--	--	--
Di-n-butylphthalate (DBP)	ug/L	--	--	--	--	--
4,6-Dinitro-2-methylphenol	ug/L	--	--	--	--	--
Dinitrobenzene, NOS	ug/L	--	--	--	--	--
2,4-Dinitrophenol	ug/L	--	--	--	--	--
2,4-Dinitrotoluene	ug/L	--	--	--	--	--
2,6-Dinitrotoluene	ug/L	--	--	--	--	--
Di-n-octyl phthalate (DnOP)	ug/L	--	--	--	--	--
1,4-Dioxane	ug/L	--	--	--	--	--
Diphenylamine	ug/L	--	--	--	--	--
1,2-Diphenylhydrazine	ug/L	--	--	--	--	--
Disulfoton	ug/L	--	--	--	--	--

APPENDIX G.3

GROUNDWATER QUALITY DATA
RFI REPORT
FORMER MANUAL TRANSMISSIONS OF MUNCIE FACILITY
MUNCIE, INDIANA

AOI		*AOI 35*	*AOI 35*	*AOI 35*	*AOI 35*	*AOI 35*
Sample Location		*MW44-11*	*MW44-11*	*MW47-11*	*MW47-11*	*MW48-11*
Sample Identification		*GW-17324-120811-EM-026*	*GW-017324-050614-SM-031*	*GW-17324-120711-EM-015*	*GW-017324-050114-SM-008*	*GW-17324-120911-EM-039*
Sample Date		*12/8/2011*	*5/6/2014*	*12/7/2011*	*5/1/2014*	*12/9/2011*
Sample Depth		*-*	*-*	*-*	*-*	*-*
Sample Depth						
	Units					
SVOCs (Continued)						
Ethyl methacrylate	ug/L	--	--	--	--	--
Ethyl methanesulfonate	ug/L	--	--	--	--	--
bis(2-Ethylhexyl)phthalate (DEHP)	ug/L	--	--	--	--	--
Famphur	ug/L	--	--	--	--	--
Fluoranthene	ug/L	--	--	--	--	--
Fluorene	ug/L	--	--	--	--	--
Hexachlorobenzene	ug/L	--	--	--	--	--
Hexachlorobutadiene	ug/L	--	--	--	--	--
Hexachlorocyclopentadiene	ug/L	--	--	--	--	--
Hexachloroethane	ug/L	--	--	--	--	--
Hexachlorophene A	ug/L	--	--	--	--	--
Hexachloropropene	ug/L	--	--	--	--	--
Indeno(1,2,3-cd)pyrene	ug/L	--	--	--	--	--
Iodomethane	ug/L	--	--	--	--	--
Isodrin	ug/L	--	--	--	--	--
Isophorone	ug/L	--	--	--	--	--
Isosafrole	ug/L	--	--	--	--	--
Kepone	ug/L	--	--	--	--	--
Methapyrilene	ug/L	--	--	--	--	--
Methyl acrylonitrile	ug/L	--	--	--	--	--
Methyl methacrylate	ug/L	--	--	--	--	--
Methyl methanesulfonate	ug/L	--	--	--	--	--
Methyl parathion	ug/L	--	--	--	--	--
3-Methylcholanthrene	ug/L	--	--	--	--	--
2-Methylnaphthalene	ug/L	--	--	--	--	--
2-Methylphenol	ug/L	--	--	--	--	--
3&4-Methylphenol	ug/L	--	--	--	--	--
4-Methylphenol	ug/L	--	--	--	--	--
Naphthalene	ug/L	--	--	--	--	--
1,4-Naphthoquinone	ug/L	--	--	--	--	--
1-Naphthylamine	ug/L	--	--	--	--	--
2-Naphthylamine	ug/L	--	--	--	--	--
2-Nitroaniline	ug/L	--	--	--	--	--
3-Nitroaniline	ug/L	--	--	--	--	--
4-Nitroaniline	ug/L	--	--	--	--	--
Nitrobenzene	ug/L	--	--	--	--	--
2-Nitrophenol	ug/L	--	--	--	--	--
4-Nitrophenol	ug/L	--	--	--	--	--
4-Nitroquinoline-N-oxide	ug/L	--	--	--	--	--
N-Nitrosodi-n-butylamine	ug/L	--	--	--	--	--
N-Nitrosodi-n-propylamine	ug/L	--	--	--	--	--
N-Nitrosodiphenylamine	ug/L	--	--	--	--	--
N-Nitrosodiethylamine	ug/L	--	--	--	--	--
N-Nitrosodimethylamine	ug/L	--	--	--	--	--
N-Nitrosomethylethylamine	ug/L	--	--	--	--	--

APPENDIX G.3

GROUNDWATER QUALITY DATA
RFI REPORT
FORMER MANUAL TRANSMISSIONS OF MUNCIE FACILITY
MUNCIE, INDIANA

AOI		*AOI 35*	*AOI 35*	*AOI 35*	*AOI 35*	*AOI 35*
Sample Location		*MW44-11*	*MW44-11*	*MW47-11*	*MW47-11*	*MW48-11*
Sample Identification		*GW-17324-120811-EM-026*	*GW-017324-050614-SM-031*	*GW-17324-120711-EM-015*	*GW-017324-050114-SM-008*	*GW-17324-120911-EM-039*
Sample Date		*12/8/2011*	*5/6/2014*	*12/7/2011*	*5/1/2014*	*12/9/2011*
Sample Depth		*-*	*-*	*-*	*-*	*-*
Sample Depth						
	Units					
SVOCs (Continued)						
N-Nitrosomorpholine	ug/L	--	--	--	--	--
N-Nitrosopiperidine	ug/L	--	--	--	--	--
N-Nitrosopyrrolidine	ug/L	--	--	--	--	--
2,2'-Oxybis(1-chloropropane) (bis(2-Chloroisopropyl) ether)	ug/L	--	--	--	--	--
Pentachlorobenzene	ug/L	--	--	--	--	--
Pentachloroethane	ug/L	--	--	--	--	--
Pentachloronitrobenzene	ug/L	--	--	--	--	--
Pentachlorophenol	ug/L	--	--	--	--	--
Phenacetin	ug/L	--	--	--	--	--
Phenanthrene	ug/L	--	--	--	--	--
Phenol	ug/L	--	--	--	--	--
p-Phenylenediamine	ug/L	--	--	--	--	--
Phorate	ug/L	--	--	--	--	--
2-Picoline	ug/L	--	--	--	--	--
Pronamide	ug/L	--	--	--	--	--
Propionitrile (ethyl cyanide)	ug/L	--	--	--	--	--
Pyrene	ug/L	--	--	--	--	--
Pyridine	ug/L	--	--	--	--	--
Safrole	ug/L	--	--	--	--	--
1,2,4,5-Tetrachlorobenzene	ug/L	--	--	--	--	--
1,1,1,2-Tetrachloroethane	ug/L	--	--	--	--	--
2,3,4,6-Tetrachlorophenol	ug/L	--	--	--	--	--
Thionazin (O,O-diethyl-O-2-pyrazinyl phosphorothioate)	ug/L	--	--	--	--	--
o-Toluidine A	ug/L	--	--	--	--	--
5-Nitro-2-toluidine	ug/L	--	--	--	--	--
2,4,5-Trichlorophenol	ug/L	--	--	--	--	--
2,4,6-Trichlorophenol	ug/L	--	--	--	--	--
1,2,3-Trichloropropane	ug/L	--	--	--	--	--
0,0,0-Triethylphosphorothioate	ug/L	--	--	--	--	--
1,3,5-Trinitrobenzene	ug/L	--	--	--	--	--
PCBs						
Aroclor-1016 (PCB-1016)	ug/L	0.48 U	0.51 U	--	--	--
Aroclor-1221 (PCB-1221)	ug/L	0.48 U	0.51 U	--	--	--
Aroclor-1232 (PCB-1232)	ug/L	0.48 U	0.51 U	--	--	--
Aroclor-1242 (PCB-1242)	ug/L	0.48 U	0.51 U	--	--	--
Aroclor-1248 (PCB-1248)	ug/L	0.48 U	0.51 U	--	--	--
Aroclor-1254 (PCB-1254)	ug/L	0.48 U	0.51 U	--	--	--
Aroclor-1260 (PCB-1260)	ug/L	0.48 U	0.51 U	--	--	--
Total PCBs	ug/L	ND	ND	--	--	--
Total Petroleum Hydrocarbons (TPH)						
Total Petroleum Hydrocarbons - Purgeable (GRO)	ug/L	--	--	--	--	--

APPENDIX G.3

GROUNDWATER QUALITY DATA
RFI REPORT
FORMER MANUAL TRANSMISSIONS OF MUNCIE FACILITY
MUNCIE, INDIANA

AOI		*AOI 35*	*AOI 35*	*AOI 35*	*AOI 35*	*AOI 35*
Sample Location		*MW44-11*	*MW44-11*	*MW47-11*	*MW47-11*	*MW48-11*
Sample Identification		*GW-17324-120811-EM-026*	*GW-017324-050614-SM-031*	*GW-17324-120711-EM-015*	*GW-017324-050114-SM-008*	*GW-17324-120911-EM-039*
Sample Date		*12/8/2011*	*5/6/2014*	*12/7/2011*	*5/1/2014*	*12/9/2011*
Sample Depth		*-*	*-*	*-*	*-*	*-*
Sample Depth						
	Units					
Metals						
Aluminum	ug/L	--	--	--	--	--
Antimony	ug/L	--	--	--	--	--
Arsenic	ug/L	--	--	--	--	--
Arsenic (dissolved)	ug/L	--	--	--	--	--
Barium	ug/L	--	--	--	--	--
Barium (dissolved)	ug/L	--	--	--	--	--
Beryllium	ug/L	--	--	--	--	--
Cadmium	ug/L	--	--	--	--	--
Cadmium (dissolved)	ug/L	--	--	--	--	--
Calcium	ug/L	--	--	--	--	--
Calcium (dissolved)	ug/L	--	--	--	--	--
Chromium	ug/L	--	--	--	--	--
Chromium (dissolved)	ug/L	--	--	--	--	--
Cobalt	ug/L	--	--	--	--	--
Copper	ug/L	--	--	--	--	--
Copper (dissolved)	ug/L	--	--	--	--	--
Iron	ug/L	--	--	--	--	--
Iron (dissolved)	ug/L	--	--	--	--	--
Lead	ug/L	--	--	--	--	--
Lead (dissolved)	ug/L	--	--	--	--	--
Magnesium	ug/L	--	--	--	--	--
Magnesium (dissolved)	ug/L	--	--	--	--	--
Manganese	ug/L	--	--	--	--	--
Manganese (dissolved)	ug/L	--	--	--	--	--
Mercury	ug/L	--	--	--	--	--
Mercury (dissolved)	ug/L	--	--	--	--	--
Nickel	ug/L	--	--	--	--	--
Nickel (dissolved)	ug/L	--	--	--	--	--
Potassium	ug/L	--	--	--	--	--
Selenium	ug/L	--	--	--	--	--
Selenium (dissolved)	ug/L	--	--	--	--	--
Silver	ug/L	--	--	--	--	--
Silver (dissolved)	ug/L	--	--	--	--	--
Sodium	ug/L	--	--	--	--	--
Thallium	ug/L	--	--	--	--	--
Vanadium	ug/L	--	--	--	--	--
Zinc	ug/L	--	--	--	--	--
Zinc (dissolved)	ug/L	--	--	--	--	--

APPENDIX G.3

GROUNDWATER QUALITY DATA
RFI REPORT
FORMER MANUAL TRANSMISSIONS OF MUNCIE FACILITY
MUNCIE, INDIANA

AOI		***AOI 35***	***AOI 35***	***AOI 35***	***AOI 35***	***AOI 35***
Sample Location		***MW44-11***	***MW44-11***	***MW47-11***	***MW47-11***	***MW48-11***
Sample Identification		***GW-17324-120811-EM-026***	***GW-017324-050614-SM-031***	***GW-17324-120711-EM-015***	***GW-017324-050114-SM-008***	***GW-17324-120911-EM-039***
Sample Date		***12/8/2011***	***5/6/2014***	***12/7/2011***	***5/1/2014***	***12/9/2011***
Sample Depth		***-***	***-***	***-***	***-***	***-***
Sample Depth						
	Units					
Gas						
Ethane	ug/L	--	--	--	--	--
Ethene	ug/L	--	--	--	--	--
Methane	ug/L	--	--	--	--	--
General Chemistry						
Alkalinity, bicarbonate	ug/L	--	--	--	--	--
Alkalinity, carbonate	ug/L	--	--	--	--	--
Bicarbonate (as CaCO3)	ug/L	--	--	--	--	--
Chloride	ug/L	--	--	--	--	--
Dissolved organic carbon (DOC)	ug/L	--	--	--	--	--
Hardness	ug/L	--	--	--	--	--
Hardness, carbonate	ug/L	--	--	--	--	--
Nitrate (as N)	ug/L	--	--	--	--	--
Nitrite (as N)	ug/L	--	--	--	--	--
pH	s.u.	--	--	--	--	--
Sulfate	ug/L	--	--	--	--	--
Sulfide	ug/L	--	--	--	--	--
Total dissolved solids (TDS)	ug/L	--	--	--	--	--
Total organic carbon (TOC)	ug/L	--	--	--	--	--

Notes

ug/L - Micrograms per litre
"-" - No value
U - Not detected at the associated reporting limit
J - Estimated concentration
UJ - Not detected; associated reporting limit is estimated
R - Rejected
s.u. - Standard units
nc - No criteria
ND - Non Detect (calculation)
BOLD[abc] Concentration exceeds associated screening level
IDEM Appendix A: Screening Levels Remedation Closure Guide - March 25, 2014
a - Exceeds IDEM residential tap screening levels
b - Exceeds IDEM residential vapor exposure screening levels
c - Exceeds IDEM commercial/industrial vapor screening levels

APPENDIX G.3

GROUNDWATER QUALITY DATA
RFI REPORT
FORMER MANUAL TRANSMISSIONS OF MUNCIE FACILITY
MUNCIE, INDIANA

AOI		*AOI 35*	*AOI 35*	*AOI 35*	*AOI 35*	*AOI 35*
Sample Location		***MW48-11***	***MW49-11***	***MW49-11***	***MW50-11***	***MW50-11***
Sample Identification		***GW-017324-050514-SM-023***	***GW-17324-120611-EM-009***	***GW-017324-050514-SM-022***	***GW-17324-120611-EM-008***	***GW-017324-043014-SM-003***
Sample Date		***5/5/2014***	***12/6/2011***	***5/5/2014***	***12/6/2011***	***4/30/2014***
Sample Depth		-	-	-	-	-
Sample Depth						
	Units					
Volatile Organic Compounds (VOCs)						
Acetone	ug/L	10 U	20 U	10 U	100 U	400 U
Benzene	ug/L	1.0 U	2.0 U	1.0 U	10 U	40 U
Bromodichloromethane	ug/L	1.0 U	2.0 U	1.0 U	10 U	40 U
Bromoform	ug/L	1.0 U	2.0 U	1.0 U	10 U	40 U
Bromomethane (Methyl bromide)	ug/L	1.0 U	2.0 U	1.0 U	10 U	40 U
2-Butanone (Methyl ethyl ketone) (MEK)	ug/L	10 U	20 U	10 U	100 U	400 U
Carbon disulfide	ug/L	1.0 U	2.0 U	1.0 U	10 U	40 U
Carbon tetrachloride	ug/L	1.0 U	2.0 U	1.0 U	10 U	40 U
Chlorobenzene	ug/L	1.0 U	2.0 U	1.0 U	10 U	40 U
Chloroethane	ug/L	1.0 U	2.0 U	1.0 U	10 U	40 U
2-Chloroethyl vinyl ether	ug/L	--	--	--	--	--
Chloroform (Trichloromethane)	ug/L	1.0 U	2.0 U	1.0 U	10 U	40 U
Chloromethane (Methyl chloride)	ug/L	1.0 U	2.0 U	1.0 U	10 U	40 U
Cyclohexane	ug/L	1.0 U	2.0 U	1.0 U	10 U	40 U
1,2-Dibromo-3-chloropropane (DBCP)	ug/L	2.0 U	4.0 U	2.0 U	20 U	80 U
Dibromochloromethane	ug/L	1.0 U	2.0 U	1.0 U	10 U	40 U
1,2-Dibromoethane (Ethylene dibromide)	ug/L	1.0 U	2.0 U	1.0 U	10 U	40 U
1,2-Dichlorobenzene	ug/L	1.0 U	2.0 U	1.0 U	10 U	40 U
1,3-Dichlorobenzene	ug/L	1.0 U	2.0 U	1.0 U	10 U	40 U
1,4-Dichlorobenzene	ug/L	1.0 U	2.0 U	1.0 U	10 U	40 U
Dichlorodifluoromethane (CFC-12)	ug/L	1.0 U	2.0 U	1.0 U	10 U	40 U
1,1-Dichloroethane	ug/L	1.0 U	2.0 U	1.0 U	10 U	40 U
1,2-Dichloroethane	ug/L	1.0 U	2.0 U	1.0 U	10 U	40 U
1,2-Dichloroethene (total)	ug/L	--	--	--	--	--
1,1-Dichloroethene	ug/L	1.0 U	2.0 U	1.0 U	10 U	40 U
cis-1,2-Dichloroethene	ug/L	1.0 U	2.0 U	3.2	20	38 J
trans-1,2-Dichloroethene	ug/L	1.0 U	2.0 U	0.26 J	10 U	40 U
1,2-Dichloropropane	ug/L	1.0 U	2.0 U	1.0 U	10 U	40 U
cis-1,3-Dichloropropene	ug/L	1.0 U	2.0 U	1.0 U	10 U	40 U
trans-1,3-Dichloropropene	ug/L	1.0 U	2.0 U	1.0 U	10 U	40 U
Ethylbenzene	ug/L	1.0 U	2.0 U	1.0 U	10 U	40 U
2-Hexanone	ug/L	10 U	20 U	10 U	100 U	400 U
Isopropyl benzene	ug/L	1.0 U	2.0 U	1.0 U	10 U	40 U
Methyl acetate	ug/L	10 U	20 U	10 U	100 U	400 U
Methyl cyclohexane	ug/L	1.0 U	2.0 U	1.0 U	10 U	40 U
Methyl tert butyl ether (MTBE)	ug/L	1.0 U	10 U	1.0 U	50 U	40 U
4-Methyl-2-pentanone (Methyl isobutyl ketone) (MIBK)	ug/L	10 U	20 U	10 U	100 U	400 U
Methylene chloride	ug/L	1.0 U	2.0 U	1.0 U	10 U	40 U
Styrene	ug/L	1.0 U	2.0 U	1.0 U	10 U	40 U
VOCs (Continued)						

APPENDIX G.3

GROUNDWATER QUALITY DATA
RFI REPORT
FORMER MANUAL TRANSMISSIONS OF MUNCIE FACILITY
MUNCIE, INDIANA

AOI		*AOI 35*	*AOI 35*	*AOI 35*	*AOI 35*	*AOI 35*
Sample Location		***MW48-11***	***MW49-11***	***MW49-11***	***MW50-11***	***MW50-11***
Sample Identification		***GW-017324-050514-SM-023***	***GW-17324-120611-EM-009***	***GW-017324-050514-SM-022***	***GW-17324-120611-EM-008***	***GW-017324-043014-SM-003***
Sample Date		***5/5/2014***	***12/6/2011***	***5/5/2014***	***12/6/2011***	***4/30/2014***
Sample Depth		*-*	*-*	*-*	*-*	*-*
Sample Depth						
	Units					
1,1,2,2-Tetrachloroethane	ug/L	1.0 U	2.0 U	1.0 U	10 U	40 U
Tetrachloroethene	ug/L	1.0 U	**53**[a]	1.0 U	**240 J**[ab]	**560**[abc]
Toluene	ug/L	1.0 U	2.0 U	1.0 U	10 U	40 U
1,2,4-Trichlorobenzene	ug/L	1.0 U	2.0 U	1.0 U	10 U	40 U
1,1,1-Trichloroethane	ug/L	1.0 U	2.0 U	1.0 U	10 U	40 U
1,1,2-Trichloroethane	ug/L	1.0 U	2.0 U	1.0 U	10 U	40 U
Trichloroethene	ug/L	1.0 U	0.46 J	1.0 U	**17**[ab]	**15 J**[ab]
Trichlorofluoromethane (CFC-11)	ug/L	1.0 U	2.0 U	1.0 U	10 U	40 U
Trifluorotrichloroethane (Freon 113)	ug/L	1.0 U	2.0 U	1.0 U	10 U	40 U
Vinyl acetate	ug/L	--	--	--	--	--
Vinyl chloride	ug/L	1.0 U	1.1 J	**2.4**[ab]	10 U	40 U
Xylenes (total)	ug/L	2.0 U	4.0 U	2.0 U	20 U	80 U
Semi-Volatile Organic Compounds (SVOCs)						
Acenaphthene	ug/L	--	--	--	--	--
Acenaphthylene	ug/L	--	--	--	--	--
Acetonitrile	ug/L	--	--	--	--	--
Acetophenone	ug/L	--	--	--	--	--
2-Acetylaminofluorene	ug/L	--	--	--	--	--
Acrolein	ug/L	--	--	--	--	--
Acrylonitrile	ug/L	--	--	--	--	--
Allyl chloride	ug/L	--	--	--	--	--
4-Aminobiphenyl	ug/L	--	--	--	--	--
Aniline	ug/L	--	--	--	--	--
Anthracene	ug/L	--	--	--	--	--
Aramite	ug/L	--	--	--	--	--
Atrazine	ug/L	--	--	--	--	--
Benzaldehyde	ug/L	--	--	--	--	--
Benzidine	ug/L	--	--	--	--	--
Benzo(a)anthracene	ug/L	--	--	--	--	--
Benzo(a)pyrene	ug/L	--	--	--	--	--
Benzo(b)fluoranthene	ug/L	--	--	--	--	--
Benzo(g,h,i)perylene	ug/L	--	--	--	--	--
Benzo(k)fluoranthene	ug/L	--	--	--	--	--
Benzoic acid	ug/L	--	--	--	--	--
Benzyl alcohol	ug/L	--	--	--	--	--
Biphenyl (1,1-Biphenyl)	ug/L	--	--	--	--	--
4-Bromophenyl phenyl ether	ug/L	--	--	--	--	--
Butyl benzylphthalate (BBP)	ug/L	--	--	--	--	--
Caprolactam	ug/L	--	--	--	--	--
Carbazole	ug/L	--	--	--	--	--
4-Chloro-3-methylphenol	ug/L	--	--	--	--	--
4-Chloroaniline	ug/L	--	--	--	--	--
Chlorobenzilate	ug/L	--	--	--	--	--
bis(2-Chloroethoxy)methane	ug/L	--	--	--	--	--
bis(2-Chloroethyl)ether	ug/L	--	--	--	--	--

APPENDIX G.3

GROUNDWATER QUALITY DATA
RFI REPORT
FORMER MANUAL TRANSMISSIONS OF MUNCIE FACILITY
MUNCIE, INDIANA

AOI		*AOI 35*	*AOI 35*	*AOI 35*	*AOI 35*	*AOI 35*
Sample Location		***MW48-11***	***MW49-11***	***MW49-11***	***MW50-11***	***MW50-11***
Sample Identification		***GW-017324-050514-SM-023***	***GW-17324-120611-EM-009***	***GW-017324-050514-SM-022***	***GW-17324-120611-EM-008***	***GW-017324-043014-SM-003***
Sample Date		***5/5/2014***	***12/6/2011***	***5/5/2014***	***12/6/2011***	***4/30/2014***
Sample Depth		*-*	*-*	*-*	*-*	*-*
Sample Depth						
	Units					
2-Chloronaphthalene	ug/L	--	--	--	--	--
2-Chlorophenol	ug/L	--	--	--	--	--
4-Chlorophenyl phenyl ether	ug/L	--	--	--	--	--
Chloroprene	ug/L	--	--	--	--	--
Chrysene	ug/L	--	--	--	--	--
Cresol isomers	ug/L	--	--	--	--	--
Diallate	ug/L	--	--	--	--	--
Dibenz(a,h)anthracene	ug/L	--	--	--	--	--
Dibenzofuran	ug/L	--	--	--	--	--
Dibromochloromethane	ug/L	--	--	--	--	--
Dibromomethane	ug/L	--	--	--	--	--
trans-1,4-Dichloro-2-butene	ug/L	--	--	--	--	--
3,3'-Dichlorobenzidine	ug/L	--	--	--	--	--
2,4-Dichlorophenol	ug/L	--	--	--	--	--
2,6-Dichlorophenol	ug/L	--	--	--	--	--
Diethyl phthalate	ug/L	--	--	--	--	--
Dimethoate	ug/L	--	--	--	--	--
Dimethyl phthalate	ug/L	--	--	--	--	--
p-Dimethylaminoazobenzene A	ug/L	--	--	--	--	--
7,12-Dimethylbenz(a)anthracene	ug/L	--	--	--	--	--
3,3-Dimethylbenzidine	ug/L	--	--	--	--	--
a,a-Dimethylphenethylamine	ug/L	--	--	--	--	--
2,4-Dimethylphenol	ug/L	--	--	--	--	--
Di-n-butylphthalate (DBP)	ug/L	--	--	--	--	--
4,6-Dinitro-2-methylphenol	ug/L	--	--	--	--	--
Dinitrobenzene, NOS	ug/L	--	--	--	--	--
2,4-Dinitrophenol	ug/L	--	--	--	--	--
2,4-Dinitrotoluene	ug/L	--	--	--	--	--
2,6-Dinitrotoluene	ug/L	--	--	--	--	--
Di-n-octyl phthalate (DnOP)	ug/L	--	--	--	--	--
1,4-Dioxane	ug/L	--	--	--	--	--
Diphenylamine	ug/L	--	--	--	--	--
1,2-Diphenylhydrazine	ug/L	--	--	--	--	--
Disulfoton	ug/L	--	--	--	--	--

APPENDIX G.3

GROUNDWATER QUALITY DATA
RFI REPORT
FORMER MANUAL TRANSMISSIONS OF MUNCIE FACILITY
MUNCIE, INDIANA

AOI		*AOI 35*	*AOI 35*	*AOI 35*	*AOI 35*	*AOI 35*
Sample Location		*MW48-11*	*MW49-11*	*MW49-11*	*MW50-11*	*MW50-11*
Sample Identification		*GW-017324-050514-SM-023*	*GW-17324-120611-EM-009*	*GW-017324-050514-SM-022*	*GW-17324-120611-EM-008*	*GW-017324-043014-SM-003*
Sample Date		*5/5/2014*	*12/6/2011*	*5/5/2014*	*12/6/2011*	*4/30/2014*
Sample Depth		*-*	*-*	*-*	*-*	*-*
Sample Depth						
	Units					
SVOCs (Continued)						
Ethyl methacrylate	ug/L	--	--	--	--	--
Ethyl methanesulfonate	ug/L	--	--	--	--	--
bis(2-Ethylhexyl)phthalate (DEHP)	ug/L	--	--	--	--	--
Famphur	ug/L	--	--	--	--	--
Fluoranthene	ug/L	--	--	--	--	--
Fluorene	ug/L	--	--	--	--	--
Hexachlorobenzene	ug/L	--	--	--	--	--
Hexachlorobutadiene	ug/L	--	--	--	--	--
Hexachlorocyclopentadiene	ug/L	--	--	--	--	--
Hexachloroethane	ug/L	--	--	--	--	--
Hexachlorophene A	ug/L	--	--	--	--	--
Hexachloropropene	ug/L	--	--	--	--	--
Indeno(1,2,3-cd)pyrene	ug/L	--	--	--	--	--
Iodomethane	ug/L	--	--	--	--	--
Isodrin	ug/L	--	--	--	--	--
Isophorone	ug/L	--	--	--	--	--
Isosafrole	ug/L	--	--	--	--	--
Kepone	ug/L	--	--	--	--	--
Methapyrilene	ug/L	--	--	--	--	--
Methyl acrylonitrile	ug/L	--	--	--	--	--
Methyl methacrylate	ug/L	--	--	--	--	--
Methyl methanesulfonate	ug/L	--	--	--	--	--
Methyl parathion	ug/L	--	--	--	--	--
3-Methylcholanthrene	ug/L	--	--	--	--	--
2-Methylnaphthalene	ug/L	--	--	--	--	--
2-Methylphenol	ug/L	--	--	--	--	--
3&4-Methylphenol	ug/L	--	--	--	--	--
4-Methylphenol	ug/L	--	--	--	--	--
Naphthalene	ug/L	--	--	--	--	--
1,4-Naphthoquinone	ug/L	--	--	--	--	--
1-Naphthylamine	ug/L	--	--	--	--	--
2-Naphthylamine	ug/L	--	--	--	--	--
2-Nitroaniline	ug/L	--	--	--	--	--
3-Nitroaniline	ug/L	--	--	--	--	--
4-Nitroaniline	ug/L	--	--	--	--	--
Nitrobenzene	ug/L	--	--	--	--	--
2-Nitrophenol	ug/L	--	--	--	--	--
4-Nitrophenol	ug/L	--	--	--	--	--
4-Nitroquinoline-N-oxide	ug/L	--	--	--	--	--
N-Nitrosodi-n-butylamine	ug/L	--	--	--	--	--
N-Nitrosodi-n-propylamine	ug/L	--	--	--	--	--
N-Nitrosodiphenylamine	ug/L	--	--	--	--	--
N-Nitrosodiethylamine	ug/L	--	--	--	--	--
N-Nitrosodimethylamine	ug/L	--	--	--	--	--
N-Nitrosomethylethylamine	ug/L	--	--	--	--	--

APPENDIX G.3

GROUNDWATER QUALITY DATA
RFI REPORT
FORMER MANUAL TRANSMISSIONS OF MUNCIE FACILITY
MUNCIE, INDIANA

AOI		*AOI 35*	*AOI 35*	*AOI 35*	*AOI 35*	*AOI 35*
Sample Location		*MW48-11*	*MW49-11*	*MW49-11*	*MW50-11*	*MW50-11*
Sample Identification		*GW-017324-050514-SM-023*	*GW-17324-120611-EM-009*	*GW-017324-050514-SM-022*	*GW-17324-120611-EM-008*	*GW-017324-043014-SM-003*
Sample Date		*5/5/2014*	*12/6/2011*	*5/5/2014*	*12/6/2011*	*4/30/2014*
Sample Depth		*-*	*-*	*-*	*-*	*-*
Sample Depth						
	Units					
SVOCs (Continued)						
N-Nitrosomorpholine	ug/L	--	--	--	--	--
N-Nitrosopiperidine	ug/L	--	--	--	--	--
N-Nitrosopyrrolidine	ug/L	--	--	--	--	--
2,2'-Oxybis(1-chloropropane) (bis(2-Chloroisopropyl) ether)	ug/L	--	--	--	--	--
Pentachlorobenzene	ug/L	--	--	--	--	--
Pentachloroethane	ug/L	--	--	--	--	--
Pentachloronitrobenzene	ug/L	--	--	--	--	--
Pentachlorophenol	ug/L	--	--	--	--	--
Phenacetin	ug/L	--	--	--	--	--
Phenanthrene	ug/L	--	--	--	--	--
Phenol	ug/L	--	--	--	--	--
p-Phenylenediamine	ug/L	--	--	--	--	--
Phorate	ug/L	--	--	--	--	--
2-Picoline	ug/L	--	--	--	--	--
Pronamide	ug/L	--	--	--	--	--
Propionitrile (ethyl cyanide)	ug/L	--	--	--	--	--
Pyrene	ug/L	--	--	--	--	--
Pyridine	ug/L	--	--	--	--	--
Safrole	ug/L	--	--	--	--	--
1,2,4,5-Tetrachlorobenzene	ug/L	--	--	--	--	--
1,1,1,2-Tetrachloroethane	ug/L	--	--	--	--	--
2,3,4,6-Tetrachlorophenol	ug/L	--	--	--	--	--
Thionazin (O,O-diethyl-O-2-pyrazinyl phosphorothioate)	ug/L	--	--	--	--	--
o-Toluidine A	ug/L	--	--	--	--	--
5-Nitro-2-toluidine	ug/L	--	--	--	--	--
2,4,5-Trichlorophenol	ug/L	--	--	--	--	--
2,4,6-Trichlorophenol	ug/L	--	--	--	--	--
1,2,3-Trichloropropane	ug/L	--	--	--	--	--
0,0,0-Triethylphosphorothioate	ug/L	--	--	--	--	--
1,3,5-Trinitrobenzene	ug/L	--	--	--	--	--
PCBs						
Aroclor-1016 (PCB-1016)	ug/L	--	--	--	--	--
Aroclor-1221 (PCB-1221)	ug/L	--	--	--	--	--
Aroclor-1232 (PCB-1232)	ug/L	--	--	--	--	--
Aroclor-1242 (PCB-1242)	ug/L	--	--	--	--	--
Aroclor-1248 (PCB-1248)	ug/L	--	--	--	--	--
Aroclor-1254 (PCB-1254)	ug/L	--	--	--	--	--
Aroclor-1260 (PCB-1260)	ug/L	--	--	--	--	--
Total PCBs	ug/L	--	--	--	--	--
Total Petroleum Hydrocarbons (TPH)						
Total Petroleum Hydrocarbons - Purgeable (GRO)	ug/L	--	--	--	--	--

APPENDIX G.3

GROUNDWATER QUALITY DATA
RFI REPORT
FORMER MANUAL TRANSMISSIONS OF MUNCIE FACILITY
MUNCIE, INDIANA

AOI		*AOI 35*	*AOI 35*	*AOI 35*	*AOI 35*	*AOI 35*
Sample Location		***MW48-11***	***MW49-11***	***MW49-11***	***MW50-11***	***MW50-11***
Sample Identification		***GW-017324-050514-SM-023***	***GW-17324-120611-EM-009***	***GW-017324-050514-SM-022***	***GW-17324-120611-EM-008***	***GW-017324-043014-SM-003***
Sample Date		***5/5/2014***	***12/6/2011***	***5/5/2014***	***12/6/2011***	***4/30/2014***
Sample Depth		*-*	*-*	*-*	*-*	*-*
Sample Depth						
	Units					
Metals						
Aluminum	ug/L	--	--	--	--	--
Antimony	ug/L	--	--	--	--	--
Arsenic	ug/L	--	--	--	--	--
Arsenic (dissolved)	ug/L	--	--	--	--	--
Barium	ug/L	--	--	--	--	--
Barium (dissolved)	ug/L	--	--	--	--	--
Beryllium	ug/L	--	--	--	--	--
Cadmium	ug/L	--	--	--	--	--
Cadmium (dissolved)	ug/L	--	--	--	--	--
Calcium	ug/L	--	--	--	--	--
Calcium (dissolved)	ug/L	--	--	--	--	--
Chromium	ug/L	--	--	--	--	--
Chromium (dissolved)	ug/L	--	--	--	--	--
Cobalt	ug/L	--	--	--	--	--
Copper	ug/L	--	--	--	--	--
Copper (dissolved)	ug/L	--	--	--	--	--
Iron	ug/L	--	--	--	--	--
Iron (dissolved)	ug/L	--	--	--	--	--
Lead	ug/L	--	--	--	--	--
Lead (dissolved)	ug/L	--	--	--	--	--
Magnesium	ug/L	--	--	--	--	--
Magnesium (dissolved)	ug/L	--	--	--	--	--
Manganese	ug/L	--	--	--	--	--
Manganese (dissolved)	ug/L	15 U	--	180	--	--
Mercury	ug/L	--	--	--	--	--
Mercury (dissolved)	ug/L	--	--	--	--	--
Nickel	ug/L	--	--	--	--	--
Nickel (dissolved)	ug/L	--	--	--	--	--
Potassium	ug/L	--	--	--	--	--
Selenium	ug/L	--	--	--	--	--
Selenium (dissolved)	ug/L	--	--	--	--	--
Silver	ug/L	--	--	--	--	--
Silver (dissolved)	ug/L	--	--	--	--	--
Sodium	ug/L	--	--	--	--	--
Thallium	ug/L	--	--	--	--	--
Vanadium	ug/L	--	--	--	--	--
Zinc	ug/L	--	--	--	--	--
Zinc (dissolved)	ug/L	--	--	--	--	--

APPENDIX G.3

GROUNDWATER QUALITY DATA
RFI REPORT
FORMER MANUAL TRANSMISSIONS OF MUNCIE FACILITY
MUNCIE, INDIANA

AOI		***AOI 35***	***AOI 35***	***AOI 35***	***AOI 35***	***AOI 35***
Sample Location		***MW48-11***	***MW49-11***	***MW49-11***	***MW50-11***	***MW50-11***
Sample Identification		***GW-017324-050514-SM-023***	***GW-17324-120611-EM-009***	***GW-017324-050514-SM-022***	***GW-17324-120611-EM-008***	***GW-017324-043014-SM-003***
Sample Date		***5/5/2014***	***12/6/2011***	***5/5/2014***	***12/6/2011***	***4/30/2014***
Sample Depth		***-***	***-***	***-***	***-***	***-***
Sample Depth						
	Units					
Gas						
Ethane	ug/L	0.50 U	--	0.50 U	--	--
Ethene	ug/L	0.50 U	--	0.50 U	--	--
Methane	ug/L	0.080 J	--	6.2	--	--
General Chemistry						
Alkalinity, bicarbonate	ug/L	210000	--	390000	--	--
Alkalinity, carbonate	ug/L	5000 U	--	5000 U	--	--
Bicarbonate (as CaCO3)	ug/L	--	--	--	--	--
Chloride	ug/L	3400 J	--	25000	--	--
Dissolved organic carbon (DOC)	ug/L	3900	--	4600	--	--
Hardness	ug/L	--	--	--	--	--
Hardness, carbonate	ug/L	200000	--	370000	--	--
Nitrate (as N)	ug/L	290	--	42 J	--	--
Nitrite (as N)	ug/L	100 U	--	100 U	--	--
pH	s.u.	--	--	--	--	--
Sulfate	ug/L	27000 J	--	66000	--	--
Sulfide	ug/L	1000 U	--	1000 U	--	--
Total dissolved solids (TDS)	ug/L	--	--	--	--	--
Total organic carbon (TOC)	ug/L	3800	--	4000	--	--

Notes
ug/L - Micrograms per litre
"-" - No value
U - Not detected at the associated reporting limit
J - Estimated concentration
UJ - Not detected; associated reporting limit is estimated
R - Rejected
s.u. - Standard units
nc - No criteria
ND - Non Detect (calculation)
BOLD[abc] Concentration exceeds associated screening level
IDEM Appendix A: Screening Levels Remedation Closure Guide - March 25, 2014
a - Exceeds IDEM residential tap screening levels
b - Exceeds IDEM residential vapor exposure screening levels
c - Exceeds IDEM commercial/industrial vapor screening levels

APPENDIX G.3

GROUNDWATER QUALITY DATA
RFI REPORT
FORMER MANUAL TRANSMISSIONS OF MUNCIE FACILITY
MUNCIE, INDIANA

AOI		*AOI 35*	*AOI 35*	*AOI 35*	*AOI 35*	*AOI 36*	*AOI 36*
Sample Location		*MW51-11*	*MW51-11*	*MW53-13*	*MW53-13*	*MW-34*	*MW-34*
Sample Identification		*GW-17324-120911-EM-042*	*GW-017324-043014-SM-004*	*GW-017324-031413-SM-004*	*GW-017324-050114-SM-011*	*MW-34*	*MW-34*
Sample Date		*12/9/2011*	*4/30/2014*	*3/14/2013*	*5/1/2014*	*7/27/1999*	*8/5/1999*
Sample Depth		-	-	-	-	-	-
Sample Depth							
	Units						
Volatile Organic Compounds (VOCs)							
Acetone	ug/L	170 U	130 U	4.6 J	10 U	U	50 U D 50 U
Benzene	ug/L	17 U	13 U	2.9 U	1.0 U	U	1 U D 1 U
Bromodichloromethane	ug/L	17 U	13 U	2.9 U	1.0 U	U	1 U D 1 U
Bromoform	ug/L	17 U	13 U	2.9 U	1.0 U	--	1 U D 1 U
Bromomethane (Methyl bromide)	ug/L	17 U	13 U	2.9 U	1.0 U	--	1 U D 1 U
2-Butanone (Methyl ethyl ketone) (MEK)	ug/L	170 U	130 U	29 U	10 U	U	5 U D 5 U
Carbon disulfide	ug/L	17 U	13 U	2.9 U	1.0 U	--	5 U D 5 U
Carbon tetrachloride	ug/L	17 U	13 U	2.9 U	1.0 U	--	1 U D 1 U
Chlorobenzene	ug/L	17 U	13 U	2.9 U	1.0 U	U	1 U D 1 U
Chloroethane	ug/L	17 U	13 U	2.9 U	1.0 U	U	1 U D 1 U
2-Chloroethyl vinyl ether	ug/L	--	--	--	--	U	--
Chloroform (Trichloromethane)	ug/L	17 U	13 U	2.9 U	1.0 U	U	1 U D 1 U
Chloromethane (Methyl chloride)	ug/L	17 U	13 U	2.9 U	1.0 U	U	1 U D 1 U
Cyclohexane	ug/L	17 U	13 U	2.9 U	1.0 U	--	--
1,2-Dibromo-3-chloropropane (DBCP)	ug/L	33 U	25 U	5.7 U	2.0 U	--	--
Dibromochloromethane	ug/L	17 U	13 U	2.9 U	1.0 U	--	--
1,2-Dibromoethane (Ethylene dibromide)	ug/L	17 U	13 U	2.9 U	1.0 U	--	--
1,2-Dichlorobenzene	ug/L	17 U	13 U	2.9 U	1.0 U	--	--
1,3-Dichlorobenzene	ug/L	17 U	13 U	2.9 U	1.0 U	--	--
1,4-Dichlorobenzene	ug/L	17 U	13 U	2.9 U	1.0 U	--	--
Dichlorodifluoromethane (CFC-12)	ug/L	17 U	13 U	2.9 U	1.0 U	--	--
1,1-Dichloroethane	ug/L	17 U	13 U	2.9 U	1.0 U	U	1 U D 1 U
1,2-Dichloroethane	ug/L	17 U	13 U	2.9 U	1.0 U	U	1 U D 1 U
1,2-Dichloroethene (total)	ug/L	--	--	--	--	U	1 U D 1 U
1,1-Dichloroethene	ug/L	17 U	13 U	2.9 U	0.19 J	U	1 U D 1 U
cis-1,2-Dichloroethene	ug/L	5.2 J	13 U	22	29	U	1 U D 1 U
trans-1,2-Dichloroethene	ug/L	17 U	13 U	0.69 J	1.1	U	1 U D 1 U
1,2-Dichloropropane	ug/L	17 U	13 U	2.9 U	1.0 U	--	1 U D 1 U
cis-1,3-Dichloropropene	ug/L	17 U	13 U	2.9 U	1.0 U	--	1 U D 1 U
trans-1,3-Dichloropropene	ug/L	17 U	13 U	2.9 U	1.0 U	--	1 U D 1 U
Ethylbenzene	ug/L	17 U	13 U	2.9 U	1.0 U	U	1 U D 1 U
2-Hexanone	ug/L	170 U	130 U	29 U	10 U	U	50 U D 50 U
Isopropyl benzene	ug/L	17 U	13 U	2.9 U	1.0 U	--	--
Methyl acetate	ug/L	170 U	130 U	29 U	10 U	--	--
Methyl cyclohexane	ug/L	17 U	13 U	2.9 U	1.0 U	--	--
Methyl tert butyl ether (MTBE)	ug/L	83 U	13 U	2.9 U	1.0 U	--	--
4-Methyl-2-pentanone (Methyl isobutyl ketone) (MIBK)	ug/L	170 U	130 U	29 U	10 U	--	50 U D 50 U
Methylene chloride	ug/L	17 U	13 U	2.9 U	1.0 U	U	1 U D 1 U
Styrene	ug/L	17 U	13 U	2.9 U	1.0 U	--	1 U D 1 U
VOCs (Continued)							

APPENDIX G.3

GROUNDWATER QUALITY DATA
RFI REPORT
FORMER MANUAL TRANSMISSIONS OF MUNCIE FACILITY
MUNCIE, INDIANA

AOI		*AOI 35*	*AOI 35*	*AOI 35*	*AOI 35*	*AOI 36*	*AOI 36*
Sample Location		***MW51-11***	***MW51-11***	***MW53-13***	***MW53-13***	***MW-34***	***MW-34***
Sample Identification		***GW-17324-120911-EM-042***	***GW-017324-043014-SM-004***	***GW-017324-031413-SM-004***	***GW-017324-050114-SM-011***	***MW-34***	***MW-34***
Sample Date		***12/9/2011***	***4/30/2014***	***3/14/2013***	***5/1/2014***	***7/27/1999***	***8/5/1999***
Sample Depth		-	-	-	-	-	-
Sample Depth							
	Units						
1,1,2,2-Tetrachloroethane	ug/L	17 U	13 U	2.9 U	1.0 U	--	1 U D 1 U
Tetrachloroethene	ug/L	17 U	13 U	1.3 J	1.0 U	U	**31 D 34**[abc]
Toluene	ug/L	17 U	13 U	2.9 U	1.0 U	U	1 U D 1 U
1,2,4-Trichlorobenzene	ug/L	17 U	13 U	2.9 U	1.0 U	--	--
1,1,1-Trichloroethane	ug/L	17 U	13 U	2.9 U	1.0 U	U	1 U D 1 U
1,1,2-Trichloroethane	ug/L	17 U	13 U	2.9 U	1.0 U	--	1 U D 1 U
Trichloroethene	ug/L	**370**[abc]	**240**[abc]	**99**[abc]	4.3	0.065	1 U D 1 U
Trichlorofluoromethane (CFC-11)	ug/L	17 U	13 U	2.9 U	1.0 U	--	--
Trifluorotrichloroethane (Freon 113)	ug/L	17 U	13 U	2.9 U	1.0 U	--	--
Vinyl acetate	ug/L	--	--	--	--	--	50 U D 50 U
Vinyl chloride	ug/L	17 U	13 U	**8.2**[ab]	**22**[ab]	U	1 U D 1 U
Xylenes (total)	ug/L	33 U	25 U	5.7 U	2.0 U	U	3 U D 3 U
Semi-Volatile Organic Compounds (SVOCs)							
Acenaphthene	ug/L	--	--	--	--	--	--
Acenaphthylene	ug/L	--	--	--	--	--	--
Acetonitrile	ug/L	--	--	--	--	--	--
Acetophenone	ug/L	--	--	--	--	--	--
2-Acetylaminofluorene	ug/L	--	--	--	--	--	--
Acrolein	ug/L	--	--	--	--	--	--
Acrylonitrile	ug/L	--	--	--	--	--	--
Allyl chloride	ug/L	--	--	--	--	--	--
4-Aminobiphenyl	ug/L	--	--	--	--	--	--
Aniline	ug/L	--	--	--	--	--	--
Anthracene	ug/L	--	--	--	--	--	--
Aramite	ug/L	--	--	--	--	--	--
Atrazine	ug/L	--	--	--	--	--	--
Benzaldehyde	ug/L	--	--	--	--	--	--
Benzidine	ug/L	--	--	--	--	--	--
Benzo(a)anthracene	ug/L	--	--	--	--	--	--
Benzo(a)pyrene	ug/L	--	--	--	--	--	--
Benzo(b)fluoranthene	ug/L	--	--	--	--	--	--
Benzo(g,h,i)perylene	ug/L	--	--	--	--	--	--
Benzo(k)fluoranthene	ug/L	--	--	--	--	--	--
Benzoic acid	ug/L	--	--	--	--	--	--
Benzyl alcohol	ug/L	--	--	--	--	--	--
Biphenyl (1,1-Biphenyl)	ug/L	--	--	--	--	--	--
4-Bromophenyl phenyl ether	ug/L	--	--	--	--	--	--
Butyl benzylphthalate (BBP)	ug/L	--	--	--	--	--	--
Caprolactam	ug/L	--	--	--	--	--	--
Carbazole	ug/L	--	--	--	--	--	--
4-Chloro-3-methylphenol	ug/L	--	--	--	--	--	--
4-Chloroaniline	ug/L	--	--	--	--	--	--
Chlorobenzilate	ug/L	--	--	--	--	--	--
bis(2-Chloroethoxy)methane	ug/L	--	--	--	--	--	--
bis(2-Chloroethyl)ether	ug/L	--	--	--	--	--	--

APPENDIX G.3

GROUNDWATER QUALITY DATA
RFI REPORT
FORMER MANUAL TRANSMISSIONS OF MUNCIE FACILITY
MUNCIE, INDIANA

AOI		*AOI 35*	*AOI 35*	*AOI 35*	*AOI 35*	*AOI 36*	*AOI 36*
Sample Location		*MW51-11*	*MW51-11*	*MW53-13*	*MW53-13*	*MW-34*	*MW-34*
Sample Identification		*GW-17324-120911-EM-042*	*GW-017324-043014-SM-004*	*GW-017324-031413-SM-004*	*GW-017324-050114-SM-011*	*MW-34*	*MW-34*
Sample Date		*12/9/2011*	*4/30/2014*	*3/14/2013*	*5/1/2014*	*7/27/1999*	*8/5/1999*
Sample Depth		*-*	*-*	*-*	*-*	*-*	*-*
Sample Depth							
	Units						
2-Chloronaphthalene	ug/L	--	--	--	--	--	--
2-Chlorophenol	ug/L	--	--	--	--	--	--
4-Chlorophenyl phenyl ether	ug/L	--	--	--	--	--	--
Chloroprene	ug/L	--	--	--	--	--	--
Chrysene	ug/L	--	--	--	--	--	--
Cresol isomers	ug/L	--	--	--	--	--	--
Diallate	ug/L	--	--	--	--	--	--
Dibenz(a,h)anthracene	ug/L	--	--	--	--	--	--
Dibenzofuran	ug/L	--	--	--	--	--	--
Dibromochloromethane	ug/L	--	--	--	--	U	1 U D 1 U
Dibromomethane	ug/L	--	--	--	--	--	--
trans-1,4-Dichloro-2-butene	ug/L	--	--	--	--	--	--
3,3'-Dichlorobenzidine	ug/L	--	--	--	--	--	--
2,4-Dichlorophenol	ug/L	--	--	--	--	--	--
2,6-Dichlorophenol	ug/L	--	--	--	--	--	--
Diethyl phthalate	ug/L	--	--	--	--	--	--
Dimethoate	ug/L	--	--	--	--	--	--
Dimethyl phthalate	ug/L	--	--	--	--	--	--
p-Dimethylaminoazobenzene A	ug/L	--	--	--	--	--	--
7,12-Dimethylbenz(a)anthracene	ug/L	--	--	--	--	--	--
3,3-Dimethylbenzidine	ug/L	--	--	--	--	--	--
a,a-Dimethylphenethylamine	ug/L	--	--	--	--	--	--
2,4-Dimethylphenol	ug/L	--	--	--	--	--	--
Di-n-butylphthalate (DBP)	ug/L	--	--	--	--	--	--
4,6-Dinitro-2-methylphenol	ug/L	--	--	--	--	--	--
Dinitrobenzene, NOS	ug/L	--	--	--	--	--	--
2,4-Dinitrophenol	ug/L	--	--	--	--	--	--
2,4-Dinitrotoluene	ug/L	--	--	--	--	--	--
2,6-Dinitrotoluene	ug/L	--	--	--	--	--	--
Di-n-octyl phthalate (DnOP)	ug/L	--	--	--	--	--	--
1,4-Dioxane	ug/L	--	--	--	--	--	--
Diphenylamine	ug/L	--	--	--	--	--	--
1,2-Diphenylhydrazine	ug/L	--	--	--	--	--	--
Disulfoton	ug/L	--	--	--	--	--	--

APPENDIX G.3

GROUNDWATER QUALITY DATA
RFI REPORT
FORMER MANUAL TRANSMISSIONS OF MUNCIE FACILITY
MUNCIE, INDIANA

AOI		*AOI 35*	*AOI 35*	*AOI 35*	*AOI 35*	*AOI 36*	*AOI 36*
Sample Location		*MW51-11*	*MW51-11*	*MW53-13*	*MW53-13*	*MW-34*	*MW-34*
Sample Identification		*GW-17324-120911-EM-042*	*GW-017324-043014-SM-004*	*GW-017324-031413-SM-004*	*GW-017324-050114-SM-011*	*MW-34*	*MW-34*
Sample Date		*12/9/2011*	*4/30/2014*	*3/14/2013*	*5/1/2014*	*7/27/1999*	*8/5/1999*
Sample Depth		*-*	*-*	*-*	*-*	*-*	*-*
Sample Depth							
	Units						
SVOCs (Continued)							
Ethyl methacrylate	ug/L	--	--	--	--	--	--
Ethyl methanesulfonate	ug/L	--	--	--	--	--	--
bis(2-Ethylhexyl)phthalate (DEHP)	ug/L	--	--	--	--	--	--
Famphur	ug/L	--	--	--	--	--	--
Fluoranthene	ug/L	--	--	--	--	--	--
Fluorene	ug/L	--	--	--	--	--	--
Hexachlorobenzene	ug/L	--	--	--	--	--	--
Hexachlorobutadiene	ug/L	--	--	--	--	--	--
Hexachlorocyclopentadiene	ug/L	--	--	--	--	--	--
Hexachloroethane	ug/L	--	--	--	--	--	--
Hexachlorophene A	ug/L	--	--	--	--	--	--
Hexachloropropene	ug/L	--	--	--	--	--	--
Indeno(1,2,3-cd)pyrene	ug/L	--	--	--	--	--	--
Iodomethane	ug/L	--	--	--	--	--	--
Isodrin	ug/L	--	--	--	--	--	--
Isophorone	ug/L	--	--	--	--	--	--
Isosafrole	ug/L	--	--	--	--	--	--
Kepone	ug/L	--	--	--	--	--	--
Methapyrilene	ug/L	--	--	--	--	--	--
Methyl acrylonitrile	ug/L	--	--	--	--	--	--
Methyl methacrylate	ug/L	--	--	--	--	--	--
Methyl methanesulfonate	ug/L	--	--	--	--	--	--
Methyl parathion	ug/L	--	--	--	--	--	--
3-Methylcholanthrene	ug/L	--	--	--	--	--	--
2-Methylnaphthalene	ug/L	--	--	--	--	--	--
2-Methylphenol	ug/L	--	--	--	--	--	--
3&4-Methylphenol	ug/L	--	--	--	--	--	--
4-Methylphenol	ug/L	--	--	--	--	--	--
Naphthalene	ug/L	--	--	--	--	--	--
1,4-Naphthoquinone	ug/L	--	--	--	--	--	--
1-Naphthylamine	ug/L	--	--	--	--	--	--
2-Naphthylamine	ug/L	--	--	--	--	--	--
2-Nitroaniline	ug/L	--	--	--	--	--	--
3-Nitroaniline	ug/L	--	--	--	--	--	--
4-Nitroaniline	ug/L	--	--	--	--	--	--
Nitrobenzene	ug/L	--	--	--	--	--	--
2-Nitrophenol	ug/L	--	--	--	--	--	--
4-Nitrophenol	ug/L	--	--	--	--	--	--
4-Nitroquinoline-N-oxide	ug/L	--	--	--	--	--	--
N-Nitrosodi-n-butylamine	ug/L	--	--	--	--	--	--
N-Nitrosodi-n-propylamine	ug/L	--	--	--	--	--	--
N-Nitrosodiphenylamine	ug/L	--	--	--	--	--	--
N-Nitrosodiethylamine	ug/L	--	--	--	--	--	--
N-Nitrosodimethylamine	ug/L	--	--	--	--	--	--
N-Nitrosomethylethylamine	ug/L	--	--	--	--	--	--

APPENDIX G.3

GROUNDWATER QUALITY DATA
RFI REPORT
FORMER MANUAL TRANSMISSIONS OF MUNCIE FACILITY
MUNCIE, INDIANA

AOI		*AOI 35*	*AOI 35*	*AOI 35*	*AOI 35*	*AOI 36*	*AOI 36*
Sample Location		*MW51-11*	*MW51-11*	*MW53-13*	*MW53-13*	*MW-34*	*MW-34*
Sample Identification		*GW-17324-120911-EM-042*	*GW-017324-043014-SM-004*	*GW-017324-031413-SM-004*	*GW-017324-050114-SM-011*	*MW-34*	*MW-34*
Sample Date		*12/9/2011*	*4/30/2014*	*3/14/2013*	*5/1/2014*	*7/27/1999*	*8/5/1999*
Sample Depth		*-*	*-*	*-*	*-*	*-*	*-*
Sample Depth							
	Units						
SVOCs (Continued)							
N-Nitrosomorpholine	ug/L	--	--	--	--	--	--
N-Nitrosopiperidine	ug/L	--	--	--	--	--	--
N-Nitrosopyrrolidine	ug/L	--	--	--	--	--	--
2,2'-Oxybis(1-chloropropane) (bis(2-Chloroisopropyl) ether)	ug/L	--	--	--	--	--	--
Pentachlorobenzene	ug/L	--	--	--	--	--	--
Pentachloroethane	ug/L	--	--	--	--	--	--
Pentachloronitrobenzene	ug/L	--	--	--	--	--	--
Pentachlorophenol	ug/L	--	--	--	--	--	--
Phenacetin	ug/L	--	--	--	--	--	--
Phenanthrene	ug/L	--	--	--	--	--	--
Phenol	ug/L	--	--	--	--	--	--
p-Phenylenediamine	ug/L	--	--	--	--	--	--
Phorate	ug/L	--	--	--	--	--	--
2-Picoline	ug/L	--	--	--	--	--	--
Pronamide	ug/L	--	--	--	--	--	--
Propionitrile (ethyl cyanide)	ug/L	--	--	--	--	--	--
Pyrene	ug/L	--	--	--	--	--	--
Pyridine	ug/L	--	--	--	--	--	--
Safrole	ug/L	--	--	--	--	--	--
1,2,4,5-Tetrachlorobenzene	ug/L	--	--	--	--	--	--
1,1,1,2-Tetrachloroethane	ug/L	--	--	--	--	--	--
2,3,4,6-Tetrachlorophenol	ug/L	--	--	--	--	--	--
Thionazin (O,O-diethyl-O-2-pyrazinyl phosphorothioate)	ug/L	--	--	--	--	--	--
o-Toluidine A	ug/L	--	--	--	--	--	--
5-Nitro-2-toluidine	ug/L	--	--	--	--	--	--
2,4,5-Trichlorophenol	ug/L	--	--	--	--	--	--
2,4,6-Trichlorophenol	ug/L	--	--	--	--	--	--
1,2,3-Trichloropropane	ug/L	--	--	--	--	--	--
0,0,0-Triethylphosphorothioate	ug/L	--	--	--	--	--	--
1,3,5-Trinitrobenzene	ug/L	--	--	--	--	--	--
PCBs							
Aroclor-1016 (PCB-1016)	ug/L	--	--	--	--	--	--
Aroclor-1221 (PCB-1221)	ug/L	--	--	--	--	--	--
Aroclor-1232 (PCB-1232)	ug/L	--	--	--	--	--	--
Aroclor-1242 (PCB-1242)	ug/L	--	--	--	--	--	--
Aroclor-1248 (PCB-1248)	ug/L	--	--	--	--	--	--
Aroclor-1254 (PCB-1254)	ug/L	--	--	--	--	--	--
Aroclor-1260 (PCB-1260)	ug/L	--	--	--	--	--	--
Total PCBs	ug/L	--	--	--	--	--	--
Total Petroleum Hydrocarbons (TPH)							
Total Petroleum Hydrocarbons - Purgeable (GRO)	ug/L	--	--	--	--	--	--

APPENDIX G.3

GROUNDWATER QUALITY DATA
RFI REPORT
FORMER MANUAL TRANSMISSIONS OF MUNCIE FACILITY
MUNCIE, INDIANA

AOI		*AOI 35*	*AOI 35*	*AOI 35*	*AOI 35*	*AOI 36*	*AOI 36*
Sample Location		*MW51-11*	*MW51-11*	*MW53-13*	*MW53-13*	*MW-34*	*MW-34*
Sample Identification		*GW-17324-120911-EM-042*	*GW-017324-043014-SM-004*	*GW-017324-031413-SM-004*	*GW-017324-050114-SM-011*	*MW-34*	*MW-34*
Sample Date		*12/9/2011*	*4/30/2014*	*3/14/2013*	*5/1/2014*	*7/27/1999*	*8/5/1999*
Sample Depth		*-*	*-*	*-*	*-*	*-*	*-*
Sample Depth							
	Units						
Metals							
Aluminum	ug/L	--	--	--	--	--	--
Antimony	ug/L	--	--	--	--	--	--
Arsenic	ug/L	--	--	--	--	--	--
Arsenic (dissolved)	ug/L	--	--	--	--	--	--
Barium	ug/L	--	--	--	--	--	--
Barium (dissolved)	ug/L	--	--	--	--	--	--
Beryllium	ug/L	--	--	--	--	--	--
Cadmium	ug/L	--	--	--	--	--	--
Cadmium (dissolved)	ug/L	--	--	--	--	--	--
Calcium	ug/L	--	--	--	--	--	--
Calcium (dissolved)	ug/L	--	--	--	--	--	--
Chromium	ug/L	--	--	--	--	--	--
Chromium (dissolved)	ug/L	--	--	--	--	--	--
Cobalt	ug/L	--	--	--	--	--	--
Copper	ug/L	--	--	--	--	--	--
Copper (dissolved)	ug/L	--	--	--	--	--	--
Iron	ug/L	--	--	--	--	--	--
Iron (dissolved)	ug/L	--	--	--	--	--	--
Lead	ug/L	--	--	--	--	--	--
Lead (dissolved)	ug/L	--	--	--	--	--	--
Magnesium	ug/L	--	--	--	--	--	--
Magnesium (dissolved)	ug/L	--	--	--	--	--	--
Manganese	ug/L	--	--	--	--	--	--
Manganese (dissolved)	ug/L	--	--	--	--	--	--
Mercury	ug/L	--	--	--	--	--	--
Mercury (dissolved)	ug/L	--	--	--	--	--	--
Nickel	ug/L	--	--	--	--	--	--
Nickel (dissolved)	ug/L	--	--	--	--	--	--
Potassium	ug/L	--	--	--	--	--	--
Selenium	ug/L	--	--	--	--	--	--
Selenium (dissolved)	ug/L	--	--	--	--	--	--
Silver	ug/L	--	--	--	--	--	--
Silver (dissolved)	ug/L	--	--	--	--	--	--
Sodium	ug/L	--	--	--	--	--	--
Thallium	ug/L	--	--	--	--	--	--
Vanadium	ug/L	--	--	--	--	--	--
Zinc	ug/L	--	--	--	--	--	--
Zinc (dissolved)	ug/L	--	--	--	--	--	--

APPENDIX G.3

GROUNDWATER QUALITY DATA
RFI REPORT
FORMER MANUAL TRANSMISSIONS OF MUNCIE FACILITY
MUNCIE, INDIANA

AOI		***AOI 35***	***AOI 35***	***AOI 35***	***AOI 35***	***AOI 36***	***AOI 36***
Sample Location		***MW51-11***	***MW51-11***	***MW53-13***	***MW53-13***	***MW-34***	***MW-34***
Sample Identification		***GW-17324-120911-EM-042***	***GW-017324-043014-SM-004***	***GW-017324-031413-SM-004***	***GW-017324-050114-SM-011***	***MW-34***	***MW-34***
Sample Date		***12/9/2011***	***4/30/2014***	***3/14/2013***	***5/1/2014***	***7/27/1999***	***8/5/1999***
Sample Depth		***-***	***-***	***-***	***-***	***-***	***-***
Sample Depth							
	Units						
Gas							
Ethane	ug/L	--	--	--	--	--	--
Ethene	ug/L	--	--	--	--	--	--
Methane	ug/L	--	--	--	--	--	--
General Chemistry							
Alkalinity, bicarbonate	ug/L	--	--	--	--	--	--
Alkalinity, carbonate	ug/L	--	--	--	--	--	--
Bicarbonate (as CaCO3)	ug/L	--	--	--	--	--	--
Chloride	ug/L	--	--	--	--	--	--
Dissolved organic carbon (DOC)	ug/L	--	--	--	--	--	--
Hardness	ug/L	--	--	--	--	--	--
Hardness, carbonate	ug/L	--	--	--	--	--	--
Nitrate (as N)	ug/L	--	--	--	--	--	--
Nitrite (as N)	ug/L	--	--	--	--	--	--
pH	s.u.	--	--	--	--	--	--
Sulfate	ug/L	--	--	--	--	--	--
Sulfide	ug/L	--	--	--	--	--	--
Total dissolved solids (TDS)	ug/L	--	--	--	--	--	--
Total organic carbon (TOC)	ug/L	--	--	--	--	--	--

Notes

ug/L - Micrograms per litre
"-" - No value
U - Not detected at the associated reporting limit
J - Estimated concentration
UJ - Not detected; associated reporting limit is estimated
R - Rejected
s.u. - Standard units
nc - No criteria
ND - Non Detect (calculation)
BOLD[abc] Concentration exceeds associated screening level
IDEM Appendix A: Screening Levels Remedation Closure Guide - March 25, 2014
a - Exceeds IDEM residential tap screening levels
b - Exceeds IDEM residential vapor exposure screening levels
c - Exceeds IDEM commercial/industrial vapor screening levels

APPENDIX G.3

GROUNDWATER QUALITY DATA
RFI REPORT
FORMER MANUAL TRANSMISSIONS OF MUNCIE FACILITY
MUNCIE, INDIANA

AOI		*AOI 36*	*AOI 36*	*AOI 36*	*AOI 36*	*AOI 36*	*AOI 36*	*AOI 36*	*AOI 36*
Sample Location		*MW-34*	*MW-34*	*MW-34*	*MW-34*	*MW-34*	*MW-34*	*MW-34*	*MW-34*
Sample Identification		*MW-34*	*MW-34*	*MW-34*	*MW-34*	*GW-17330-101002-EH-026*	*GW-072204-MR-024*	*GW-072204-MR-026*	*GW-017330-042905-TP-034*
Sample Date		*8/5/1999*	*9/14/1999*	*10/1/2000*	*3/27/2001*	*10/10/2002*	*7/22/2004*	*7/22/2004*	*4/29/2005*
Sample Depth		-	-	-	-	-	-	-	-
Sample Depth									
	Units								
Volatile Organic Compounds (VOCs)									
Acetone	ug/L	--	50 U	U	U	25 UJ	10 U	12 U	80 U
Benzene	ug/L	--	1 U	U	U	1.0 U	1.0 U	1.2 U	8.0 U
Bromodichloromethane	ug/L	--	1 U	U	U	1.0 U	1.0 U	1.2 U	8.0 U
Bromoform	ug/L	--	1 U	--	--	1.0 U	1.0 U	1.2 U	8.0 U
Bromomethane (Methyl bromide)	ug/L	--	1 U	--	--	1.0 U	1.0 U	1.2 U	8.0 U
2-Butanone (Methyl ethyl ketone) (MEK)	ug/L	--	50 U	U	U	25 U	10 U	12 U	80 U
Carbon disulfide	ug/L	--	5 U	--	--	5.0 U	1.0 U	1.2 U	8.0 U
Carbon tetrachloride	ug/L	--	1 U	--	--	1.0 U	1.0 U	1.2 U	8.0 U
Chlorobenzene	ug/L	--	1 U	U	U	1.0 U	1.0 U	1.2 U	8.0 U
Chloroethane	ug/L	--	1 U	U	U	1.0 U	1.0 U	1.2 U	8.0 U
2-Chloroethyl vinyl ether	ug/L	--	--	U	--	--	--	--	--
Chloroform (Trichloromethane)	ug/L	--	1 U	U	U	1.0 U	1.0 U	1.2 U	8.0 U
Chloromethane (Methyl chloride)	ug/L	--	1 U	U	U	1.0 U	1.0 U	1.2 U	8.0 U
Cyclohexane	ug/L	--	--	--	--	1.0 U	1.0 U	1.2 U	8.0 U
1,2-Dibromo-3-chloropropane (DBCP)	ug/L	--	--	--	--	1.0 U	2.0 U	2.5 U	16 U
Dibromochloromethane	ug/L	--	--	--	--	1.0 U	1.0 U	1.2 U	8.0 U
1,2-Dibromoethane (Ethylene dibromide)	ug/L	--	--	--	--	1.0 U	1.0 U	1.2 U	8.0 U
1,2-Dichlorobenzene	ug/L	--	--	--	--	1.0 U	1.0 U	1.2 U	8.0 U
1,3-Dichlorobenzene	ug/L	--	--	--	--	1.0 U	1.0 U	1.2 U	8.0 U
1,4-Dichlorobenzene	ug/L	--	--	--	--	1.0 U	1.0 U	1.2 U	8.0 U
Dichlorodifluoromethane (CFC-12)	ug/L	--	--	--	--	1.0 U	1.0 U	1.2 U	8.0 U
1,1-Dichloroethane	ug/L	--	1 U	U	U	1.0 U	1.0 U	1.2 U	8.0 U
1,2-Dichloroethane	ug/L	--	1 U	U	U	1.0 U	1.0 U	1.2 U	8.0 U
1,2-Dichloroethene (total)	ug/L	--	1 U	U	--	--	--	--	--
1,1-Dichloroethene	ug/L	--	1 U	U	U	1.0 U	1.0 U	1.2 U	8.0 U
cis-1,2-Dichloroethene	ug/L	--	1 U	U	U	0.47 J	1.6	1.5	8.0 U
trans-1,2-Dichloroethene	ug/L	--	1 U	U	U	1.0 U	0.31 J	0.22 J	8.0 U
1,2-Dichloropropane	ug/L	--	1 U	--	--	1.0 U	1.0 U	1.2 U	8.0 U
cis-1,3-Dichloropropene	ug/L	--	1 U	--	--	1.0 U	1.0 U	1.2 U	8.0 U
trans-1,3-Dichloropropene	ug/L	--	1 U	--	--	1.0 U	1.0 U	1.2 U	8.0 U
Ethylbenzene	ug/L	--	1 U	U	U	1.0 U	1.0 U	1.2 U	8.0 U
2-Hexanone	ug/L	--	50 U	U	U	50 UJ	10 U	12 U	80 U
Isopropyl benzene	ug/L	--	--	--	--	5.0 U	1.0 U	1.2 U	8.0 U
Methyl acetate	ug/L	--	--	--	--	10 U	10 U	12 U	80 U
Methyl cyclohexane	ug/L	--	--	--	--	1.0 U	1.0 U	1.2 U	8.0 U
Methyl tert butyl ether (MTBE)	ug/L	--	--	--	--	5.0 U	5.0 U	6.2 U	40 U
4-Methyl-2-pentanone (Methyl isobutyl ketone) (MIBK)	ug/L	--	50 U	--	--	50 U	10 U	12 U	80 U
Methylene chloride	ug/L	--	1 U	U	U	5.0 U	1.0 U	1.2 U	8.0 U
Styrene	ug/L	--	1 U	--	--	1.0 U	1.0 U	1.2 U	8.0 U
VOCs (Continued)									

APPENDIX G.3

GROUNDWATER QUALITY DATA
RFI REPORT
FORMER MANUAL TRANSMISSIONS OF MUNCIE FACILITY
MUNCIE, INDIANA

AOI		*AOI 36*	*AOI 36*	*AOI 36*	*AOI 36*	*AOI 36*	*AOI 36*	*AOI 36*	*AOI 36*
Sample Location		***MW-34***	***MW-34***	***MW-34***	***MW-34***	***MW-34***	***MW-34***	***MW-34***	***MW-34***
Sample Identification		***MW-34***	***MW-34***	***MW-34***	***MW-34***	***GW-17330-101002-EH-026***	***GW-072204-MR-024***	***GW-072204-MR-026***	***GW-017330-042905-TP-034***
Sample Date		***8/5/1999***	***9/14/1999***	***10/1/2000***	***3/27/2001***	***10/10/2002***	***7/22/2004***	***7/22/2004***	***4/29/2005***
Sample Depth		-	-	-	-	-	-	-	-
Sample Depth									
	Units								
1,1,2,2-Tetrachloroethane	ug/L	--	1 U	--	--	1.0 U	1.0 U	1.2 U	8.0 U
Tetrachloroethene	ug/L	--	**22**[a]	**21**[a]	**10**[a]	**18**[a]	**40**[a]	**35**[a]	**220**[ab]
Toluene	ug/L	--	1 U	U	U	1.0 U	1.0 U	1.2 U	8.0 U
1,2,4-Trichlorobenzene	ug/L	--	--	--	--	5.0 U	1.0 U	1.2 U	8.0 U
1,1,1-Trichloroethane	ug/L	--	1 U	U	U	1.0 U	1.0 U	1.2 U	8.0 U
1,1,2-Trichloroethane	ug/L	--	1 U	--	--	1.0 U	1.0 U	1.2 U	8.0 U
Trichloroethene	ug/L	--	1 U	U	U	1.0 U	4.4	3.9	**5.4 J**[a]
Trichlorofluoromethane (CFC-11)	ug/L	--	--	--	--	1.0 U	1.0 U	1.2 U	8.0 U
Trifluorotrichloroethane (Freon 113)	ug/L	--	--	--	--	1.0 U	1.0 U	1.2 U	8.0 U
Vinyl acetate	ug/L	--	10 U	--	--	--	--	--	--
Vinyl chloride	ug/L	--	1 U	U	U	1.0 U	1.0 U	1.2 U	8.0 U
Xylenes (total)	ug/L	--	3 U	U	U	3.0 U	2.0 U	2.5 U	16 U
Semi-Volatile Organic Compounds (SVOCs)									
Acenaphthene	ug/L	--	--	--	--	--	--	--	--
Acenaphthylene	ug/L	--	--	--	--	--	--	--	--
Acetonitrile	ug/L	--	--	--	--	--	--	--	--
Acetophenone	ug/L	--	--	--	--	--	--	--	--
2-Acetylaminofluorene	ug/L	--	--	--	--	--	--	--	--
Acrolein	ug/L	--	--	--	--	--	--	--	--
Acrylonitrile	ug/L	--	--	--	--	--	--	--	--
Allyl chloride	ug/L	--	--	--	--	--	--	--	--
4-Aminobiphenyl	ug/L	--	--	--	--	--	--	--	--
Aniline	ug/L	--	--	--	--	--	--	--	--
Anthracene	ug/L	--	--	--	--	--	--	--	--
Aramite	ug/L	--	--	--	--	--	--	--	--
Atrazine	ug/L	--	--	--	--	--	--	--	--
Benzaldehyde	ug/L	--	--	--	--	--	--	--	--
Benzidine	ug/L	--	--	--	--	--	--	--	--
Benzo(a)anthracene	ug/L	--	--	--	--	--	--	--	--
Benzo(a)pyrene	ug/L	--	--	--	--	--	--	--	--
Benzo(b)fluoranthene	ug/L	--	--	--	--	--	--	--	--
Benzo(g,h,i)perylene	ug/L	--	--	--	--	--	--	--	--
Benzo(k)fluoranthene	ug/L	--	--	--	--	--	--	--	--
Benzoic acid	ug/L	--	--	--	--	--	--	--	--
Benzyl alcohol	ug/L	--	--	--	--	--	--	--	--
Biphenyl (1,1-Biphenyl)	ug/L	--	--	--	--	--	--	--	--
4-Bromophenyl phenyl ether	ug/L	--	--	--	--	--	--	--	--
Butyl benzylphthalate (BBP)	ug/L	--	--	--	--	--	--	--	--
Caprolactam	ug/L	--	--	--	--	--	--	--	--
Carbazole	ug/L	--	--	--	--	--	--	--	--
4-Chloro-3-methylphenol	ug/L	--	--	--	--	--	--	--	--
4-Chloroaniline	ug/L	--	--	--	--	--	--	--	--
Chlorobenzilate	ug/L	--	--	--	--	--	--	--	--
bis(2-Chloroethoxy)methane	ug/L	--	--	--	--	--	--	--	--
bis(2-Chloroethyl)ether	ug/L	--	--	--	--	--	--	--	--

APPENDIX G.3

GROUNDWATER QUALITY DATA
RFI REPORT
FORMER MANUAL TRANSMISSIONS OF MUNCIE FACILITY
MUNCIE, INDIANA

AOI		*AOI 36*	*AOI 36*	*AOI 36*	*AOI 36*	*AOI 36*	*AOI 36*	*AOI 36*	*AOI 36*
Sample Location		*MW-34*	*MW-34*	*MW-34*	*MW-34*	*MW-34*	*MW-34*	*MW-34*	*MW-34*
Sample Identification		*MW-34*	*MW-34*	*MW-34*	*MW-34*	*GW-17330-101002-EH-026*	*GW-072204-MR-024*	*GW-072204-MR-026*	*GW-017330-042905-TP-034*
Sample Date		*8/5/1999*	*9/14/1999*	*10/1/2000*	*3/27/2001*	*10/10/2002*	*7/22/2004*	*7/22/2004*	*4/29/2005*
Sample Depth		-	-	-	-	-	-	-	-
Sample Depth									
	Units								
2-Chloronaphthalene	ug/L	--	--	--	--	--	--	--	--
2-Chlorophenol	ug/L	--	--	--	--	--	--	--	--
4-Chlorophenyl phenyl ether	ug/L	--	--	--	--	--	--	--	--
Chloroprene	ug/L	--	--	--	--	--	--	--	--
Chrysene	ug/L	--	--	--	--	--	--	--	--
Cresol isomers	ug/L	--	--	--	--	--	--	--	--
Diallate	ug/L	--	--	--	--	--	--	--	--
Dibenz(a,h)anthracene	ug/L	--	--	--	--	--	--	--	--
Dibenzofuran	ug/L	--	--	--	--	--	--	--	--
Dibromochloromethane	ug/L	--	1 U	U	U	--	--	--	--
Dibromomethane	ug/L	--	--	--	--	--	--	--	--
trans-1,4-Dichloro-2-butene	ug/L	--	--	--	--	--	--	--	--
3,3'-Dichlorobenzidine	ug/L	--	--	--	--	--	--	--	--
2,4-Dichlorophenol	ug/L	--	--	--	--	--	--	--	--
2,6-Dichlorophenol	ug/L	--	--	--	--	--	--	--	--
Diethyl phthalate	ug/L	--	--	--	--	--	--	--	--
Dimethoate	ug/L	--	--	--	--	--	--	--	--
Dimethyl phthalate	ug/L	--	--	--	--	--	--	--	--
p-Dimethylaminoazobenzene A	ug/L	--	--	--	--	--	--	--	--
7,12-Dimethylbenz(a)anthracene	ug/L	--	--	--	--	--	--	--	--
3,3-Dimethylbenzidine	ug/L	--	--	--	--	--	--	--	--
a,a-Dimethylphenethylamine	ug/L	--	--	--	--	--	--	--	--
2,4-Dimethylphenol	ug/L	--	--	--	--	--	--	--	--
Di-n-butylphthalate (DBP)	ug/L	--	--	--	--	--	--	--	--
4,6-Dinitro-2-methylphenol	ug/L	--	--	--	--	--	--	--	--
Dinitrobenzene, NOS	ug/L	--	--	--	--	--	--	--	--
2,4-Dinitrophenol	ug/L	--	--	--	--	--	--	--	--
2,4-Dinitrotoluene	ug/L	--	--	--	--	--	--	--	--
2,6-Dinitrotoluene	ug/L	--	--	--	--	--	--	--	--
Di-n-octyl phthalate (DnOP)	ug/L	--	--	--	--	--	--	--	--
1,4-Dioxane	ug/L	--	--	--	--	--	--	--	--
Diphenylamine	ug/L	--	--	--	--	--	--	--	--
1,2-Diphenylhydrazine	ug/L	--	--	--	--	--	--	--	--
Disulfoton	ug/L	--	--	--	--	--	--	--	--

APPENDIX G.3

GROUNDWATER QUALITY DATA
RFI REPORT
FORMER MANUAL TRANSMISSIONS OF MUNCIE FACILITY
MUNCIE, INDIANA

AOI		*AOI 36*	*AOI 36*	*AOI 36*	*AOI 36*	*AOI 36*	*AOI 36*	*AOI 36*	*AOI 36*
Sample Location		*MW-34*	*MW-34*	*MW-34*	*MW-34*	*MW-34*	*MW-34*	*MW-34*	*MW-34*
Sample Identification		*MW-34*	*MW-34*	*MW-34*	*MW-34*	*GW-17330-101002-EH-026*	*GW-072204-MR-024*	*GW-072204-MR-026*	*GW-017330-042905-TP-034*
Sample Date		*8/5/1999*	*9/14/1999*	*10/1/2000*	*3/27/2001*	*10/10/2002*	*7/22/2004*	*7/22/2004*	*4/29/2005*
Sample Depth		*-*	*-*	*-*	*-*	*-*	*-*	*-*	*-*
Sample Depth									
	Units								
SVOCs (Continued)									
Ethyl methacrylate	ug/L	--	--	--	--	--	--	--	--
Ethyl methanesulfonate	ug/L	--	--	--	--	--	--	--	--
bis(2-Ethylhexyl)phthalate (DEHP)	ug/L	--	--	--	--	--	--	--	--
Famphur	ug/L	--	--	--	--	--	--	--	--
Fluoranthene	ug/L	--	--	--	--	--	--	--	--
Fluorene	ug/L	--	--	--	--	--	--	--	--
Hexachlorobenzene	ug/L	--	--	--	--	--	--	--	--
Hexachlorobutadiene	ug/L	--	--	--	--	--	--	--	--
Hexachlorocyclopentadiene	ug/L	--	--	--	--	--	--	--	--
Hexachloroethane	ug/L	--	--	--	--	--	--	--	--
Hexachlorophene A	ug/L	--	--	--	--	--	--	--	--
Hexachloropropene	ug/L	--	--	--	--	--	--	--	--
Indeno(1,2,3-cd)pyrene	ug/L	--	--	--	--	--	--	--	--
Iodomethane	ug/L	--	--	--	--	--	--	--	--
Isodrin	ug/L	--	--	--	--	--	--	--	--
Isophorone	ug/L	--	--	--	--	--	--	--	--
Isosafrole	ug/L	--	--	--	--	--	--	--	--
Kepone	ug/L	--	--	--	--	--	--	--	--
Methapyrilene	ug/L	--	--	--	--	--	--	--	--
Methyl acrylonitrile	ug/L	--	--	--	--	--	--	--	--
Methyl methacrylate	ug/L	--	--	--	--	--	--	--	--
Methyl methanesulfonate	ug/L	--	--	--	--	--	--	--	--
Methyl parathion	ug/L	--	--	--	--	--	--	--	--
3-Methylcholanthrene	ug/L	--	--	--	--	--	--	--	--
2-Methylnaphthalene	ug/L	--	--	--	--	--	--	--	--
2-Methylphenol	ug/L	--	--	--	--	--	--	--	--
3&4-Methylphenol	ug/L	--	--	--	--	--	--	--	--
4-Methylphenol	ug/L	--	--	--	--	--	--	--	--
Naphthalene	ug/L	--	--	--	--	--	--	--	--
1,4-Naphthoquinone	ug/L	--	--	--	--	--	--	--	--
1-Naphthylamine	ug/L	--	--	--	--	--	--	--	--
2-Naphthylamine	ug/L	--	--	--	--	--	--	--	--
2-Nitroaniline	ug/L	--	--	--	--	--	--	--	--
3-Nitroaniline	ug/L	--	--	--	--	--	--	--	--
4-Nitroaniline	ug/L	--	--	--	--	--	--	--	--
Nitrobenzene	ug/L	--	--	--	--	--	--	--	--
2-Nitrophenol	ug/L	--	--	--	--	--	--	--	--
4-Nitrophenol	ug/L	--	--	--	--	--	--	--	--
4-Nitroquinoline-N-oxide	ug/L	--	--	--	--	--	--	--	--
N-Nitrosodi-n-butylamine	ug/L	--	--	--	--	--	--	--	--
N-Nitrosodi-n-propylamine	ug/L	--	--	--	--	--	--	--	--
N-Nitrosodiphenylamine	ug/L	--	--	--	--	--	--	--	--
N-Nitrosodiethylamine	ug/L	--	--	--	--	--	--	--	--
N-Nitrosodimethylamine	ug/L	--	--	--	--	--	--	--	--
N-Nitrosomethylethylamine	ug/L	--	--	--	--	--	--	--	--

APPENDIX G.3

GROUNDWATER QUALITY DATA
RFI REPORT
FORMER MANUAL TRANSMISSIONS OF MUNCIE FACILITY
MUNCIE, INDIANA

AOI		*AOI 36*	*AOI 36*	*AOI 36*	*AOI 36*	*AOI 36*	*AOI 36*	*AOI 36*	*AOI 36*
Sample Location		*MW-34*	*MW-34*	*MW-34*	*MW-34*	*MW-34*	*MW-34*	*MW-34*	*MW-34*
Sample Identification		*MW-34*	*MW-34*	*MW-34*	*MW-34*	*GW-17330-101002-EH-026*	*GW-072204-MR-024*	*GW-072204-MR-026*	*GW-017330-042905-TP-034*
Sample Date		*8/5/1999*	*9/14/1999*	*10/1/2000*	*3/27/2001*	*10/10/2002*	*7/22/2004*	*7/22/2004*	*4/29/2005*
Sample Depth		*-*	*-*	*-*	*-*	*-*	*-*	*-*	*-*
Sample Depth									
	Units								
SVOCs (Continued)									
N-Nitrosomorpholine	ug/L	--	--	--	--	--	--	--	--
N-Nitrosopiperidine	ug/L	--	--	--	--	--	--	--	--
N-Nitrosopyrrolidine	ug/L	--	--	--	--	--	--	--	--
2,2'-Oxybis(1-chloropropane) (bis(2-Chloroisopropyl) ether)	ug/L	--	--	--	--	--	--	--	--
Pentachlorobenzene	ug/L	--	--	--	--	--	--	--	--
Pentachloroethane	ug/L	--	--	--	--	--	--	--	--
Pentachloronitrobenzene	ug/L	--	--	--	--	--	--	--	--
Pentachlorophenol	ug/L	--	--	--	--	--	--	--	--
Phenacetin	ug/L	--	--	--	--	--	--	--	--
Phenanthrene	ug/L	--	--	--	--	--	--	--	--
Phenol	ug/L	--	--	--	--	--	--	--	--
p-Phenylenediamine	ug/L	--	--	--	--	--	--	--	--
Phorate	ug/L	--	--	--	--	--	--	--	--
2-Picoline	ug/L	--	--	--	--	--	--	--	--
Pronamide	ug/L	--	--	--	--	--	--	--	--
Propionitrile (ethyl cyanide)	ug/L	--	--	--	--	--	--	--	--
Pyrene	ug/L	--	--	--	--	--	--	--	--
Pyridine	ug/L	--	--	--	--	--	--	--	--
Safrole	ug/L	--	--	--	--	--	--	--	--
1,2,4,5-Tetrachlorobenzene	ug/L	--	--	--	--	--	--	--	--
1,1,1,2-Tetrachloroethane	ug/L	--	--	--	--	--	--	--	--
2,3,4,6-Tetrachlorophenol	ug/L	--	--	--	--	--	--	--	--
Thionazin (O,O-diethyl-O-2-pyrazinyl phosphorothioate)	ug/L	--	--	--	--	--	--	--	--
o-Toluidine A	ug/L	--	--	--	--	--	--	--	--
5-Nitro-2-toluidine	ug/L	--	--	--	--	--	--	--	--
2,4,5-Trichlorophenol	ug/L	--	--	--	--	--	--	--	--
2,4,6-Trichlorophenol	ug/L	--	--	--	--	--	--	--	--
1,2,3-Trichloropropane	ug/L	--	--	--	--	--	--	--	--
0,0,0-Triethylphosphorothioate	ug/L	--	--	--	--	--	--	--	--
1,3,5-Trinitrobenzene	ug/L	--	--	--	--	--	--	--	--
PCBs									
Aroclor-1016 (PCB-1016)	ug/L	--	--	--	--	--	--	--	--
Aroclor-1221 (PCB-1221)	ug/L	--	--	--	--	--	--	--	--
Aroclor-1232 (PCB-1232)	ug/L	--	--	--	--	--	--	--	--
Aroclor-1242 (PCB-1242)	ug/L	--	--	--	--	--	--	--	--
Aroclor-1248 (PCB-1248)	ug/L	--	--	--	--	--	--	--	--
Aroclor-1254 (PCB-1254)	ug/L	--	--	--	--	--	--	--	--
Aroclor-1260 (PCB-1260)	ug/L	--	--	--	--	--	--	--	--
Total PCBs	ug/L	--	--	--	--	--	--	--	--
Total Petroleum Hydrocarbons (TPH)									
Total Petroleum Hydrocarbons - Purgeable (GRO)	ug/L	--	--	--	--	--	--	--	--

APPENDIX G.3

GROUNDWATER QUALITY DATA
RFI REPORT
FORMER MANUAL TRANSMISSIONS OF MUNCIE FACILITY
MUNCIE, INDIANA

AOI		*AOI 36*	*AOI 36*	*AOI 36*	*AOI 36*	*AOI 36*	*AOI 36*	*AOI 36*	*AOI 36*
Sample Location		*MW-34*	*MW-34*	*MW-34*	*MW-34*	*MW-34*	*MW-34*	*MW-34*	*MW-34*
Sample Identification		*MW-34*	*MW-34*	*MW-34*	*MW-34*	*GW-17330-101002-EH-026*	*GW-072204-MR-024*	*GW-072204-MR-026*	*GW-017330-042905-TP-034*
Sample Date		*8/5/1999*	*9/14/1999*	*10/1/2000*	*3/27/2001*	*10/10/2002*	*7/22/2004*	*7/22/2004*	*4/29/2005*
Sample Depth		*-*	*-*	*-*	*-*	*-*	*-*	*-*	*-*
Sample Depth									
	Units								
Metals									
Aluminum	ug/L	--	--	--	--	--	--	--	--
Antimony	ug/L	--	--	--	--	--	--	--	--
Arsenic	ug/L	--	--	--	--	--	--	--	--
Arsenic (dissolved)	ug/L	--	--	--	--	--	--	--	--
Barium	ug/L	--	--	--	--	--	--	--	--
Barium (dissolved)	ug/L	--	--	--	--	--	--	--	--
Beryllium	ug/L	--	--	--	--	--	--	--	--
Cadmium	ug/L	--	--	--	--	--	--	--	--
Cadmium (dissolved)	ug/L	--	--	--	--	--	--	--	--
Calcium	ug/L	--	--	--	--	--	--	--	--
Calcium (dissolved)	ug/L	--	--	--	--	--	--	--	--
Chromium	ug/L	--	--	--	--	--	--	--	--
Chromium (dissolved)	ug/L	--	--	--	--	--	--	--	--
Cobalt	ug/L	--	--	--	--	--	--	--	--
Copper	ug/L	--	--	--	--	--	--	--	--
Copper (dissolved)	ug/L	--	--	--	--	--	--	--	--
Iron	ug/L	--	--	--	--	--	--	--	--
Iron (dissolved)	ug/L	--	--	--	--	--	--	--	--
Lead	ug/L	--	--	--	--	--	--	--	--
Lead (dissolved)	ug/L	--	--	--	--	--	--	--	--
Magnesium	ug/L	--	--	--	--	--	--	--	--
Magnesium (dissolved)	ug/L	--	--	--	--	--	--	--	--
Manganese	ug/L	--	--	--	--	--	--	--	--
Manganese (dissolved)	ug/L	--	--	--	--	--	--	--	--
Mercury	ug/L	--	--	--	--	--	--	--	--
Mercury (dissolved)	ug/L	--	--	--	--	--	--	--	--
Nickel	ug/L	--	--	--	--	--	--	--	--
Nickel (dissolved)	ug/L	--	--	--	--	--	--	--	--
Potassium	ug/L	--	--	--	--	--	--	--	--
Selenium	ug/L	--	--	--	--	--	--	--	--
Selenium (dissolved)	ug/L	--	--	--	--	--	--	--	--
Silver	ug/L	--	--	--	--	--	--	--	--
Silver (dissolved)	ug/L	--	--	--	--	--	--	--	--
Sodium	ug/L	--	--	--	--	--	--	--	--
Thallium	ug/L	--	--	--	--	--	--	--	--
Vanadium	ug/L	--	--	--	--	--	--	--	--
Zinc	ug/L	--	--	--	--	--	--	--	--
Zinc (dissolved)	ug/L	--	--	--	--	--	--	--	--

APPENDIX G.3

GROUNDWATER QUALITY DATA
RFI REPORT
FORMER MANUAL TRANSMISSIONS OF MUNCIE FACILITY
MUNCIE, INDIANA

AOI		***AOI 36***	***AOI 36***	***AOI 36***	***AOI 36***	***AOI 36***	***AOI 36***	***AOI 36***	***AOI 36***
Sample Location		***MW-34***	***MW-34***	***MW-34***	***MW-34***	***MW-34***	***MW-34***	***MW-34***	***MW-34***
Sample Identification		***MW-34***	***MW-34***	***MW-34***	***MW-34***	***GW-17330-101002-EH-026***	***GW-072204-MR-024***	***GW-072204-MR-026***	***GW-017330-042905-TP-034***
Sample Date		***8/5/1999***	***9/14/1999***	***10/1/2000***	***3/27/2001***	***10/10/2002***	***7/22/2004***	***7/22/2004***	***4/29/2005***
Sample Depth		***-***	***-***	***-***	***-***	***-***	***-***	***-***	***-***
Sample Depth									
	Units								
Gas									
Ethane	ug/L	--	--	--	--	--	--	--	--
Ethene	ug/L	--	--	--	--	--	--	--	--
Methane	ug/L	--	--	--	--	--	--	--	--
General Chemistry									
Alkalinity, bicarbonate	ug/L	--	--	--	--	--	--	--	--
Alkalinity, carbonate	ug/L	--	--	--	--	--	--	--	--
Bicarbonate (as CaCO3)	ug/L	--	--	--	--	--	--	--	--
Chloride	ug/L	--	--	--	--	--	--	--	--
Dissolved organic carbon (DOC)	ug/L	--	--	--	--	--	--	--	--
Hardness	ug/L	--	--	--	--	--	--	--	--
Hardness, carbonate	ug/L	--	--	--	--	--	--	--	--
Nitrate (as N)	ug/L	--	--	--	--	--	--	--	--
Nitrite (as N)	ug/L	--	--	--	--	--	--	--	--
pH	s.u.	--	--	--	--	--	--	--	--
Sulfate	ug/L	--	--	--	--	--	--	--	--
Sulfide	ug/L	--	--	--	--	--	--	--	--
Total dissolved solids (TDS)	ug/L	--	--	--	--	--	--	--	--
Total organic carbon (TOC)	ug/L	--	--	--	--	--	--	--	--

Notes

ug/L - Micrograms per litre
"-" - No value
U - Not detected at the associated reporting limit
J - Estimated concentration
UJ - Not detected; associated reporting limit is estimated
R - Rejected
s.u. - Standard units
nc - No criteria
ND - Non Detect (calculation)
BOLD[abc] Concentration exceeds associated screening level
IDEM Appendix A: Screening Levels Remedation Closure Guide - March 25, 2014
a - Exceeds IDEM residential tap screening levels
b - Exceeds IDEM residential vapor exposure screening levels
c - Exceeds IDEM commercial/industrial vapor screening levels

APPENDIX G.3

GROUNDWATER QUALITY DATA
RFI REPORT
FORMER MANUAL TRANSMISSIONS OF MUNCIE FACILITY
MUNCIE, INDIANA

AOI		*AOI 36*	*AOI 36*	*AOI 36*	*AOI 36*	*AOI 36*
Sample Location		*MW-34*	*MW-34*	*MW-34*	*MW-34*	*MW-34*
Sample Identification		*GW-017330-101905-MM-019*	*GW-017330-051106-PK-032*	*GW-017324-111308-NH-017*	*GW-17324-120811-EM-031*	*GW-017324-050714-SM-038*
Sample Date		*10/19/2005*	*5/11/2006*	*11/13/2008*	*12/8/2011*	*5/7/2014*
Sample Depth		*-*	*-*	*-*	*-*	*-*
Sample Depth						
	Units					
Volatile Organic Compounds (VOCs)						
Acetone	ug/L	20 UJ	50 U	33 U	140 U	330 U
Benzene	ug/L	2.0 U	5 U	3.3 U	14 U	33 U
Bromodichloromethane	ug/L	2.0 U	5 U	3.3 U	14 U	33 U
Bromoform	ug/L	2.0 UJ	5 U	3.3 U	14 U	33 U
Bromomethane (Methyl bromide)	ug/L	2.0 UJ	5 U	3.3 U	14 U	33 U
2-Butanone (Methyl ethyl ketone) (MEK)	ug/L	20 U	50 U	33 U	140 U	330 U
Carbon disulfide	ug/L	2.0 U	5 U	3.3 U	14 U	33 U
Carbon tetrachloride	ug/L	2.0 U	5 U	3.3 U	14 U	33 U
Chlorobenzene	ug/L	2.0 U	5 U	3.3 U	14 U	33 U
Chloroethane	ug/L	2.0 U	5 U	3.3 U	14 U	33 U
2-Chloroethyl vinyl ether	ug/L	--	--	--	--	--
Chloroform (Trichloromethane)	ug/L	0.37 J	5 U	3.3 U	14 U	33 U
Chloromethane (Methyl chloride)	ug/L	2.0 U	5 U	3.3 U	14 U	33 U
Cyclohexane	ug/L	2.0 U	--	3.3 U	14 U	33 U
1,2-Dibromo-3-chloropropane (DBCP)	ug/L	4.0 UJ	--	6.7 U	29 U	67 U
Dibromochloromethane	ug/L	2.0 UJ	5 U	3.3 U	14 U	33 U
1,2-Dibromoethane (Ethylene dibromide)	ug/L	2.0 UJ	--	3.3 U	14 U	33 U
1,2-Dichlorobenzene	ug/L	2.0 U	--	3.3 U	14 U	33 U
1,3-Dichlorobenzene	ug/L	2.0 U	--	3.3 U	14 U	33 U
1,4-Dichlorobenzene	ug/L	2.0 U	--	3.3 U	14 U	33 U
Dichlorodifluoromethane (CFC-12)	ug/L	2.0 U	--	3.3 U	14 U	33 U
1,1-Dichloroethane	ug/L	2.0 U	5 U	3.3 U	14 U	33 U
1,2-Dichloroethane	ug/L	2.0 U	5 U	3.3 U	14 U	33 U
1,2-Dichloroethene (total)	ug/L	--	--	--	--	--
1,1-Dichloroethene	ug/L	2.0 U	5 U	3.3 U	14 U	33 U
cis-1,2-Dichloroethene	ug/L	2.0 U	1.1 J	3.3 U	14 U	32 J
trans-1,2-Dichloroethene	ug/L	2.0 U	5 U	3.3 U	14 U	7.9 J
1,2-Dichloropropane	ug/L	2.0 U	5 U	3.3 U	14 U	33 U
cis-1,3-Dichloropropene	ug/L	2.0 UJ	5 U	3.3 U	14 U	33 U
trans-1,3-Dichloropropene	ug/L	2.0 UJ	5 U	3.3 U	14 U	33 U
Ethylbenzene	ug/L	2.0 U	5 U	3.3 U	14 U	33 U
2-Hexanone	ug/L	20 U	50 U	33 U	140 U	330 U
Isopropyl benzene	ug/L	2.0 U	--	3.3 U	14 U	33 U
Methyl acetate	ug/L	20 U	--	33 U	140 U	330 U
Methyl cyclohexane	ug/L	2.0 U	--	3.3 U	14 U	33 U
Methyl tert butyl ether (MTBE)	ug/L	10 U	--	17 U	71 U	33 U
4-Methyl-2-pentanone (Methyl isobutyl ketone) (MIBK)	ug/L	20 U	50 U	33 U	140 U	330 U
Methylene chloride	ug/L	2.0 UJ	5 UJ	3.3 U	14 U	33 U
Styrene	ug/L	2.0 U	5 U	3.3 U	14 U	33 U
VOCs (Continued)						

APPENDIX G.3

GROUNDWATER QUALITY DATA
RFI REPORT
FORMER MANUAL TRANSMISSIONS OF MUNCIE FACILITY
MUNCIE, INDIANA

AOI		*AOI 36*	*AOI 36*	*AOI 36*	*AOI 36*	*AOI 36*
Sample Location		*MW-34*	*MW-34*	*MW-34*	*MW-34*	*MW-34*
Sample Identification		*GW-017330-101905-MM-019*	*GW-017330-051106-PK-032*	*GW-017324-111308-NH-017*	*GW-17324-120811-EM-031*	*GW-017324-050714-SM-038*
Sample Date		*10/19/2005*	*5/11/2006*	*11/13/2008*	*12/8/2011*	*5/7/2014*
Sample Depth		*-*	*-*	*-*	*-*	*-*
Sample Depth						
	Units					
1,1,2,2-Tetrachloroethane	ug/L	2.0 U	5 U	3.3 U	14 U	33 U
Tetrachloroethene	ug/L	**110**[a]	**120**[ab]	**130**[ab]	**480**[abc]	**360**[ab]
Toluene	ug/L	2.0 U	5 U	3.3 U	14 U	33 U
1,2,4-Trichlorobenzene	ug/L	2.0 U	--	3.3 U	14 U	33 U
1,1,1-Trichloroethane	ug/L	2.0 U	5 U	3.3 U	14 U	33 U
1,1,2-Trichloroethane	ug/L	2.0 U	5 U	3.3 U	14 U	33 U
Trichloroethene	ug/L	3.4	3.3 J	3.3 U	14 U	**11 J**[ab]
Trichlorofluoromethane (CFC-11)	ug/L	2.0 U	--	3.3 U	14 U	33 U
Trifluorotrichloroethane (Freon 113)	ug/L	2.0 U	--	3.3 U	14 U	33 U
Vinyl acetate	ug/L	--	--	--	--	--
Vinyl chloride	ug/L	2.0 U	5 U	3.3 U	14 U	33 U
Xylenes (total)	ug/L	4.0 U	10 U	6.7 U	29 U	67 U
Semi-Volatile Organic Compounds (SVOCs)						
Acenaphthene	ug/L	--	0.2 U	0.20 U	--	--
Acenaphthylene	ug/L	--	0.2 U	0.20 U	--	--
Acetonitrile	ug/L	--	--	--	--	--
Acetophenone	ug/L	--	1 U	1.0 U	--	--
2-Acetylaminofluorene	ug/L	--	--	--	--	--
Acrolein	ug/L	--	--	--	--	--
Acrylonitrile	ug/L	--	--	--	--	--
Allyl chloride	ug/L	--	--	--	--	--
4-Aminobiphenyl	ug/L	--	--	--	--	--
Aniline	ug/L	--	--	--	--	--
Anthracene	ug/L	--	0.2 U	0.20 U	--	--
Aramite	ug/L	--	--	--	--	--
Atrazine	ug/L	--	1 U	1.0 U	--	--
Benzaldehyde	ug/L	--	1 U	1.0 U	--	--
Benzidine	ug/L	--	--	--	--	--
Benzo(a)anthracene	ug/L	--	0.2 U	0.20 U	--	--
Benzo(a)pyrene	ug/L	--	0.2 U	0.20 U	--	--
Benzo(b)fluoranthene	ug/L	--	0.2 U	0.20 U	--	--
Benzo(g,h,i)perylene	ug/L	--	0.2 U	0.20 U	--	--
Benzo(k)fluoranthene	ug/L	--	0.2 U	0.20 U	--	--
Benzoic acid	ug/L	--	--	--	--	--
Benzyl alcohol	ug/L	--	--	--	--	--
Biphenyl (1,1-Biphenyl)	ug/L	--	1 U	1.0 U	--	--
4-Bromophenyl phenyl ether	ug/L	--	2 U	2.0 U	--	--
Butyl benzylphthalate (BBP)	ug/L	--	1 U	1.0 U	--	--
Caprolactam	ug/L	--	5 U	5.0 U	--	--
Carbazole	ug/L	--	1 U	1.0 U	--	--
4-Chloro-3-methylphenol	ug/L	--	2 U	2.0 U	--	--
4-Chloroaniline	ug/L	--	2 U	2.0 U	--	--
Chlorobenzilate	ug/L	--	--	--	--	--
bis(2-Chloroethoxy)methane	ug/L	--	1 U	1.0 U	--	--
bis(2-Chloroethyl)ether	ug/L	--	1 U	1.0 U	--	--

APPENDIX G.3

GROUNDWATER QUALITY DATA
RFI REPORT
FORMER MANUAL TRANSMISSIONS OF MUNCIE FACILITY
MUNCIE, INDIANA

AOI		*AOI 36*	*AOI 36*	*AOI 36*	*AOI 36*	*AOI 36*
Sample Location		*MW-34*	*MW-34*	*MW-34*	*MW-34*	*MW-34*
Sample Identification		*GW-017330-101905-MM-019*	*GW-017330-051106-PK-032*	*GW-017324-111308-NH-017*	*GW-17324-120811-EM-031*	*GW-017324-050714-SM-038*
Sample Date		*10/19/2005*	*5/11/2006*	*11/13/2008*	*12/8/2011*	*5/7/2014*
Sample Depth		*-*	*-*	*-*	*-*	*-*
Sample Depth						
	Units					
2-Chloronaphthalene	ug/L	--	1 U	1.0 U	--	--
2-Chlorophenol	ug/L	--	1 U	1.0 U	--	--
4-Chlorophenyl phenyl ether	ug/L	--	2 U	2.0 U	--	--
Chloroprene	ug/L	--	--	--	--	--
Chrysene	ug/L	--	0.2 U	0.20 U	--	--
Cresol isomers	ug/L	--	--	--	--	--
Diallate	ug/L	--	--	--	--	--
Dibenz(a,h)anthracene	ug/L	--	0.2 U	0.20 U	--	--
Dibenzofuran	ug/L	--	1 U	1.0 U	--	--
Dibromochloromethane	ug/L	--	--	--	--	--
Dibromomethane	ug/L	--	--	--	--	--
trans-1,4-Dichloro-2-butene	ug/L	--	--	--	--	--
3,3'-Dichlorobenzidine	ug/L	--	5 U	5.0 U	--	--
2,4-Dichlorophenol	ug/L	--	2 U	2.0 U	--	--
2,6-Dichlorophenol	ug/L	--	--	--	--	--
Diethyl phthalate	ug/L	--	1 U	1.0 U	--	--
Dimethoate	ug/L	--	--	--	--	--
Dimethyl phthalate	ug/L	--	1 U	1.0 U	--	--
p-Dimethylaminoazobenzene A	ug/L	--	--	--	--	--
7,12-Dimethylbenz(a)anthracene	ug/L	--	--	--	--	--
3,3-Dimethylbenzidine	ug/L	--	--	--	--	--
a,a-Dimethylphenethylamine	ug/L	--	--	--	--	--
2,4-Dimethylphenol	ug/L	--	2 U	2.0 U	--	--
Di-n-butylphthalate (DBP)	ug/L	--	1 U	1.0 U	--	--
4,6-Dinitro-2-methylphenol	ug/L	--	5 U	5.0 U	--	--
Dinitrobenzene, NOS	ug/L	--	--	--	--	--
2,4-Dinitrophenol	ug/L	--	5 U	5.0 U	--	--
2,4-Dinitrotoluene	ug/L	--	5 U	5.0 U	--	--
2,6-Dinitrotoluene	ug/L	--	5 U	5.0 U	--	--
Di-n-octyl phthalate (DnOP)	ug/L	--	1 U	1.0 U	--	--
1,4-Dioxane	ug/L	--	--	--	--	--
Diphenylamine	ug/L	--	--	--	--	--
1,2-Diphenylhydrazine	ug/L	--	--	--	--	--
Disulfoton	ug/L	--	--	--	--	--

APPENDIX G.3

GROUNDWATER QUALITY DATA
RFI REPORT
FORMER MANUAL TRANSMISSIONS OF MUNCIE FACILITY
MUNCIE, INDIANA

AOI		*AOI 36*	*AOI 36*	*AOI 36*	*AOI 36*	*AOI 36*
Sample Location		*MW-34*	*MW-34*	*MW-34*	*MW-34*	*MW-34*
Sample Identification		*GW-017330-101905-MM-019*	*GW-017330-051106-PK-032*	*GW-017324-111308-NH-017*	*GW-17324-120811-EM-031*	*GW-017324-050714-SM-038*
Sample Date		*10/19/2005*	*5/11/2006*	*11/13/2008*	*12/8/2011*	*5/7/2014*
Sample Depth		*-*	*-*	*-*	*-*	*-*
Sample Depth						
	Units					
SVOCs (Continued)						
Ethyl methacrylate	ug/L	--	--	--	--	--
Ethyl methanesulfonate	ug/L	--	--	--	--	--
bis(2-Ethylhexyl)phthalate (DEHP)	ug/L	--	1 U	2.0 U	--	--
Famphur	ug/L	--	--	--	--	--
Fluoranthene	ug/L	--	0.2 U	0.20 U	--	--
Fluorene	ug/L	--	0.2 U	0.20 U	--	--
Hexachlorobenzene	ug/L	--	0.2 U	0.20 U	--	--
Hexachlorobutadiene	ug/L	--	1 U	1.0 U	--	--
Hexachlorocyclopentadiene	ug/L	--	10 U	10 U	--	--
Hexachloroethane	ug/L	--	1 U	1.0 U	--	--
Hexachlorophene A	ug/L	--	--	--	--	--
Hexachloropropene	ug/L	--	--	--	--	--
Indeno(1,2,3-cd)pyrene	ug/L	--	0.2 U	0.20 U	--	--
Iodomethane	ug/L	--	--	--	--	--
Isodrin	ug/L	--	--	--	--	--
Isophorone	ug/L	--	1 U	1.0 U	--	--
Isosafrole	ug/L	--	--	--	--	--
Kepone	ug/L	--	--	--	--	--
Methapyrilene	ug/L	--	--	--	--	--
Methyl acrylonitrile	ug/L	--	--	--	--	--
Methyl methacrylate	ug/L	--	--	--	--	--
Methyl methanesulfonate	ug/L	--	--	--	--	--
Methyl parathion	ug/L	--	--	--	--	--
3-Methylcholanthrene	ug/L	--	--	--	--	--
2-Methylnaphthalene	ug/L	--	0.2 U	0.20 U	--	--
2-Methylphenol	ug/L	--	1 U	1.0 U	--	--
3&4-Methylphenol	ug/L	--	--	--	--	--
4-Methylphenol	ug/L	--	1 U	1.0 U	--	--
Naphthalene	ug/L	--	0.2 U	0.20 U	--	--
1,4-Naphthoquinone	ug/L	--	--	--	--	--
1-Naphthylamine	ug/L	--	--	--	--	--
2-Naphthylamine	ug/L	--	--	--	--	--
2-Nitroaniline	ug/L	--	2 U	2.0 U	--	--
3-Nitroaniline	ug/L	--	2 U	2.0 U	--	--
4-Nitroaniline	ug/L	--	2 U	2.0 U	--	--
Nitrobenzene	ug/L	--	1 U	1.0 U	--	--
2-Nitrophenol	ug/L	--	2 U	2.0 U	--	--
4-Nitrophenol	ug/L	--	5 U	5.0 U	--	--
4-Nitroquinoline-N-oxide	ug/L	--	--	--	--	--
N-Nitrosodi-n-butylamine	ug/L	--	--	--	--	--
N-Nitrosodi-n-propylamine	ug/L	--	1 U	1.0 U	--	--
N-Nitrosodiphenylamine	ug/L	--	1 U	1.0 U	--	--
N-Nitrosodiethylamine	ug/L	--	--	--	--	--
N-Nitrosodimethylamine	ug/L	--	--	--	--	--
N-Nitrosomethylethylamine	ug/L	--	--	--	--	--

APPENDIX G.3

GROUNDWATER QUALITY DATA
RFI REPORT
FORMER MANUAL TRANSMISSIONS OF MUNCIE FACILITY
MUNCIE, INDIANA

AOI		*AOI 36*	*AOI 36*	*AOI 36*	*AOI 36*	*AOI 36*
Sample Location		*MW-34*	*MW-34*	*MW-34*	*MW-34*	*MW-34*
Sample Identification		*GW-017330-101905-MM-019*	*GW-017330-051106-PK-032*	*GW-017324-111308-NH-017*	*GW-17324-120811-EM-031*	*GW-017324-050714-SM-038*
Sample Date		*10/19/2005*	*5/11/2006*	*11/13/2008*	*12/8/2011*	*5/7/2014*
Sample Depth		*-*	*-*	*-*	*-*	*-*
Sample Depth						
	Units					
SVOCs (Continued)						
N-Nitrosomorpholine	ug/L	--	--	--	--	--
N-Nitrosopiperidine	ug/L	--	--	--	--	--
N-Nitrosopyrrolidine	ug/L	--	--	--	--	--
2,2'-Oxybis(1-chloropropane) (bis(2-Chloroisopropyl) ether)	ug/L	--	1 U	1.0 U	--	--
Pentachlorobenzene	ug/L	--	--	--	--	--
Pentachloroethane	ug/L	--	--	--	--	--
Pentachloronitrobenzene	ug/L	--	--	--	--	--
Pentachlorophenol	ug/L	--	5 U	5.0 U	--	--
Phenacetin	ug/L	--	--	--	--	--
Phenanthrene	ug/L	--	0.2 U	0.20 U	--	--
Phenol	ug/L	--	1 U	1.0 U	--	--
p-Phenylenediamine	ug/L	--	--	--	--	--
Phorate	ug/L	--	--	--	--	--
2-Picoline	ug/L	--	--	--	--	--
Pronamide	ug/L	--	--	--	--	--
Propionitrile (ethyl cyanide)	ug/L	--	--	--	--	--
Pyrene	ug/L	--	0.2 U	0.20 U	--	--
Pyridine	ug/L	--	--	--	--	--
Safrole	ug/L	--	--	--	--	--
1,2,4,5-Tetrachlorobenzene	ug/L	--	--	--	--	--
1,1,1,2-Tetrachloroethane	ug/L	--	--	--	--	--
2,3,4,6-Tetrachlorophenol	ug/L	--	--	--	--	--
Thionazin (O,O-diethyl-O-2-pyrazinyl phosphorothioate)	ug/L	--	--	--	--	--
o-Toluidine A	ug/L	--	--	--	--	--
5-Nitro-2-toluidine	ug/L	--	--	--	--	--
2,4,5-Trichlorophenol	ug/L	--	5 U	5.0 U	--	--
2,4,6-Trichlorophenol	ug/L	--	5 U	5.0 U	--	--
1,2,3-Trichloropropane	ug/L	--	--	--	--	--
0,0,0-Triethylphosphorothioate	ug/L	--	--	--	--	--
1,3,5-Trinitrobenzene	ug/L	--	--	--	--	--
PCBs						
Aroclor-1016 (PCB-1016)	ug/L	--	--	--	--	--
Aroclor-1221 (PCB-1221)	ug/L	--	--	--	--	--
Aroclor-1232 (PCB-1232)	ug/L	--	--	--	--	--
Aroclor-1242 (PCB-1242)	ug/L	--	--	--	--	--
Aroclor-1248 (PCB-1248)	ug/L	--	--	--	--	--
Aroclor-1254 (PCB-1254)	ug/L	--	--	--	--	--
Aroclor-1260 (PCB-1260)	ug/L	--	--	--	--	--
Total PCBs	ug/L	--	--	--	--	--
Total Petroleum Hydrocarbons (TPH)						
Total Petroleum Hydrocarbons - Purgeable (GRO)	ug/L	--	--	--	--	--

APPENDIX G.3

GROUNDWATER QUALITY DATA
RFI REPORT
FORMER MANUAL TRANSMISSIONS OF MUNCIE FACILITY
MUNCIE, INDIANA

AOI		*AOI 36*	*AOI 36*	*AOI 36*	*AOI 36*	*AOI 36*
Sample Location		*MW-34*	*MW-34*	*MW-34*	*MW-34*	*MW-34*
Sample Identification		*GW-017330-101905-MM-019*	*GW-017330-051106-PK-032*	*GW-017324-111308-NH-017*	*GW-17324-120811-EM-031*	*GW-017324-050714-SM-038*
Sample Date		*10/19/2005*	*5/11/2006*	*11/13/2008*	*12/8/2011*	*5/7/2014*
Sample Depth		*-*	*-*	*-*	*-*	*-*
Sample Depth						
	Units					
Metals						
Aluminum	ug/L	--	--	--	--	--
Antimony	ug/L	--	--	--	--	--
Arsenic	ug/L	--	10 U	10.0 U	--	--
Arsenic (dissolved)	ug/L	--	10 U	10.0 U	--	--
Barium	ug/L	--	118 J	200 U	--	--
Barium (dissolved)	ug/L	--	95.9 J	200 U	--	--
Beryllium	ug/L	--	--	--	--	--
Cadmium	ug/L	--	5 U	5.0 U	--	--
Cadmium (dissolved)	ug/L	--	5 U	5.0 U	--	--
Calcium	ug/L	--	--	--	--	--
Calcium (dissolved)	ug/L	--	--	--	--	--
Chromium	ug/L	--	10 U	10.0 U	--	--
Chromium (dissolved)	ug/L	--	10 U	10.0 U	--	--
Cobalt	ug/L	--	--	--	--	--
Copper	ug/L	--	--	--	--	--
Copper (dissolved)	ug/L	--	--	--	--	--
Iron	ug/L	--	--	--	--	--
Iron (dissolved)	ug/L	--	--	--	--	--
Lead	ug/L	--	2.3 J	3.0 U	--	--
Lead (dissolved)	ug/L	--	3 U	3.0 U	--	--
Magnesium	ug/L	--	--	--	--	--
Magnesium (dissolved)	ug/L	--	--	--	--	--
Manganese	ug/L	--	--	--	--	--
Manganese (dissolved)	ug/L	--	--	--	--	--
Mercury	ug/L	--	0.2 U	0.20 U	--	--
Mercury (dissolved)	ug/L	--	0.2 U	0.20 U	--	--
Nickel	ug/L	--	--	--	--	--
Nickel (dissolved)	ug/L	--	--	--	--	--
Potassium	ug/L	--	--	--	--	--
Selenium	ug/L	--	2.6 J	5.0 U	--	--
Selenium (dissolved)	ug/L	--	5 U	5.0 U	--	--
Silver	ug/L	--	10 U	10.0 U	--	--
Silver (dissolved)	ug/L	--	10 U	10.0 U	--	--
Sodium	ug/L	--	--	--	--	--
Thallium	ug/L	--	--	--	--	--
Vanadium	ug/L	--	--	--	--	--
Zinc	ug/L	--	--	--	--	--
Zinc (dissolved)	ug/L	--	--	--	--	--

APPENDIX G.3

GROUNDWATER QUALITY DATA
RFI REPORT
FORMER MANUAL TRANSMISSIONS OF MUNCIE FACILITY
MUNCIE, INDIANA

AOI		***AOI 36***	***AOI 36***	***AOI 36***	***AOI 36***	***AOI 36***
Sample Location		***MW-34***	***MW-34***	***MW-34***	***MW-34***	***MW-34***
Sample Identification		***GW-017330-101905-MM-019***	***GW-017330-051106-PK-032***	***GW-017324-111308-NH-017***	***GW-17324-120811-EM-031***	***GW-017324-050714-SM-038***
Sample Date		***10/19/2005***	***5/11/2006***	***11/13/2008***	***12/8/2011***	***5/7/2014***
Sample Depth		***-***	***-***	***-***	***-***	***-***
Sample Depth						
	Units					
Gas						
Ethane	ug/L	--	--	--	--	--
Ethene	ug/L	--	--	--	--	--
Methane	ug/L	--	--	--	--	--
General Chemistry						
Alkalinity, bicarbonate	ug/L	--	--	--	--	--
Alkalinity, carbonate	ug/L	--	--	--	--	--
Bicarbonate (as CaCO3)	ug/L	--	--	--	--	--
Chloride	ug/L	--	--	--	--	--
Dissolved organic carbon (DOC)	ug/L	--	--	--	--	--
Hardness	ug/L	--	--	--	--	--
Hardness, carbonate	ug/L	--	--	--	--	--
Nitrate (as N)	ug/L	--	--	--	--	--
Nitrite (as N)	ug/L	--	--	--	--	--
pH	s.u.	--	--	--	--	--
Sulfate	ug/L	--	--	--	--	--
Sulfide	ug/L	--	--	--	--	--
Total dissolved solids (TDS)	ug/L	--	--	--	--	--
Total organic carbon (TOC)	ug/L	--	--	--	--	--

Notes

ug/L - Micrograms per litre
"-" - No value
U - Not detected at the associated reporting limit
J - Estimated concentration
UJ - Not detected; associated reporting limit is estimated
R - Rejected
s.u. - Standard units
nc - No criteria
ND - Non Detect (calculation)
BOLD[abc] Concentration exceeds associated screening level
IDEM Appendix A: Screening Levels Remedation Closure Guide - March 25, 2014
a - Exceeds IDEM residential tap screening levels
b - Exceeds IDEM residential vapor exposure screening levels
c - Exceeds IDEM commercial/industrial vapor screening levels

APPENDIX G.3

GROUNDWATER QUALITY DATA
RFI REPORT
FORMER MANUAL TRANSMISSIONS OF MUNCIE FACILITY
MUNCIE, INDIANA

AOI		*AOI 36*	*AOI 36*	*AOI 36*	*AOI 36*	*AOI 36*	*AOI 36*	*AOI 36*	*AOI 36*
Sample Location		*MW-35*	*MW-35*	*MW-35*	*MW-35*	*MW-35*	*MW-35*	*MW-35*	*MW-35*
Sample Identification		*MW-35*	*MW-35(Dup)*	*MW-35*	*MW-35*	*MW-35*	*MW-35*	*GW-17330-101002-EH-034*	*GW-072204-MR-028*
Sample Date		*7/27/1999*	*7/27/1999*	*8/5/1999*	*9/14/1999*	*10/1/2000*	*3/27/2001*	*10/10/2002*	*7/22/2004*
Sample Depth		-	-	-	-	-	-	-	-
Sample Depth									
	Units								
Volatile Organic Compounds (VOCs)									
Acetone	ug/L	U	U	50 U	50 U	U	U	25 UJ	10 U
Benzene	ug/L	U	U	1 U	1 U	U	U	1.0 U	1.0 U
Bromodichloromethane	ug/L	U	U	1 U	1 U	U	U	1.0 U	1.0 U
Bromoform	ug/L	--	--	1 U	1 U	--	--	1.0 U	1.0 U
Bromomethane (Methyl bromide)	ug/L	--	--	1 U	1 U	--	--	1.0 U	1.0 U
2-Butanone (Methyl ethyl ketone) (MEK)	ug/L	U	U	5 U	50 U	U	U	25 UJ	10 U
Carbon disulfide	ug/L	--	--	5 U	5 U	--	--	5.0 U	1.0 U
Carbon tetrachloride	ug/L	--	--	1 U	1 U	--	--	1.0 U	1.0 U
Chlorobenzene	ug/L	U	U	1 U	1 U	U	U	1.0 U	1.0 U
Chloroethane	ug/L	U	U	1 U	1 U	U	U	1.0 U	1.0 U
2-Chloroethyl vinyl ether	ug/L	U	U	--	--	U	--	--	--
Chloroform (Trichloromethane)	ug/L	U	U	1 U	1 U	U	U	1.0 U	1.0 U
Chloromethane (Methyl chloride)	ug/L	U	U	1 U	1 U	U	U	1.0 U	1.0 U
Cyclohexane	ug/L	--	--	--	--	--	--	1.0 U	1.0 U
1,2-Dibromo-3-chloropropane (DBCP)	ug/L	--	--	--	--	--	--	1.0 U	2.0 U
Dibromochloromethane	ug/L	--	--	--	--	--	--	1.0 U	1.0 U
1,2-Dibromoethane (Ethylene dibromide)	ug/L	--	--	--	--	--	--	1.0 U	1.0 U
1,2-Dichlorobenzene	ug/L	--	--	--	--	--	--	1.0 U	1.0 U
1,3-Dichlorobenzene	ug/L	--	--	--	--	--	--	1.0 U	1.0 U
1,4-Dichlorobenzene	ug/L	--	--	--	--	--	--	1.0 U	1.0 U
Dichlorodifluoromethane (CFC-12)	ug/L	--	--	--	--	--	--	1.0 U	1.0 U
1,1-Dichloroethane	ug/L	U	U	1 U	1 U	U	U	1.0 U	1.0 U
1,2-Dichloroethane	ug/L	U	U	1 U	1 U	U	U	1.0 U	1.0 U
1,2-Dichloroethene (total)	ug/L	U	U	1 U	1 U	U	--	--	--
1,1-Dichloroethene	ug/L	U	U	1 U	1 U	U	U	1.0 U	1.0 U
cis-1,2-Dichloroethene	ug/L	U	U	1 U	1 U	U	U	1.0 U	1.0 U
trans-1,2-Dichloroethene	ug/L	U	U	1 U	1 U	U	U	1.0 U	0.16 J
1,2-Dichloropropane	ug/L	--	--	1 U	1 U	--	--	1.0 U	1.0 U
cis-1,3-Dichloropropene	ug/L	--	--	1 U	1 U	--	--	1.0 U	1.0 U
trans-1,3-Dichloropropene	ug/L	--	--	1 U	1 U	--	--	1.0 U	1.0 U
Ethylbenzene	ug/L	U	U	1 U	1 U	U	U	1.0 U	1.0 U
2-Hexanone	ug/L	U	U	50 U	50 U	U	U	50 UJ	10 U
Isopropyl benzene	ug/L	--	--	--	--	--	--	5.0 U	1.0 U
Methyl acetate	ug/L	--	--	--	--	--	--	10 U	10 U
Methyl cyclohexane	ug/L	--	--	--	--	--	--	1.0 U	1.0 U
Methyl tert butyl ether (MTBE)	ug/L	--	--	--	--	--	--	5.0 U	5.0 U
4-Methyl-2-pentanone (Methyl isobutyl ketone) (MIBK)	ug/L	--	--	50 U	50 U	--	--	50 U	10 U
Methylene chloride	ug/L	U	U	1 U	1 U	U	U	5.0 U	1.0 U
Styrene	ug/L	--	--	1 U	1 U	--	--	1.0 U	1.0 U
VOCs (Continued)									

APPENDIX G.3

GROUNDWATER QUALITY DATA
RFI REPORT
FORMER MANUAL TRANSMISSIONS OF MUNCIE FACILITY
MUNCIE, INDIANA

AOI		*AOI 36*	*AOI 36*	*AOI 36*	*AOI 36*	*AOI 36*	*AOI 36*	*AOI 36*	*AOI 36*
Sample Location		*MW-35*	*MW-35*	*MW-35*	*MW-35*	*MW-35*	*MW-35*	*MW-35*	*MW-35*
Sample Identification		*MW-35*	*MW-35(Dup)*	*MW-35*	*MW-35*	*MW-35*	*MW-35*	*GW-17330-101002-EH-034*	*GW-072204-MR-028*
Sample Date		*7/27/1999*	*7/27/1999*	*8/5/1999*	*9/14/1999*	*10/1/2000*	*3/27/2001*	*10/10/2002*	*7/22/2004*
Sample Depth		-	-	-	-	-	-	-	-
Sample Depth									
	Units								
1,1,2,2-Tetrachloroethane	ug/L	--	--	1 U	1 U	--	--	1.0 U	1.0 U
Tetrachloroethene	ug/L	U	U	1 U	1 U	U	U	1.0 U	4.2
Toluene	ug/L	U	U	1 U	1 U	U	U	1.0 U	1.0 U
1,2,4-Trichlorobenzene	ug/L	--	--	--	--	--	--	5.0 U	1.0 U
1,1,1-Trichloroethane	ug/L	U	U	1 U	1 U	U	U	1.0 U	1.0 U
1,1,2-Trichloroethane	ug/L	--	--	1 U	1 U	--	--	1.0 U	1.0 U
Trichloroethene	ug/L	0.027	0.035	1 U	1 U	U	U	1.0 U	2.3
Trichlorofluoromethane (CFC-11)	ug/L	--	--	--	--	--	--	1.0 U	1.0 U
Trifluorotrichloroethane (Freon 113)	ug/L	--	--	--	--	--	--	1.0 U	1.0 U
Vinyl acetate	ug/L	--	--	50 U	10 U	--	--	--	--
Vinyl chloride	ug/L	U	U	1 U	1 U	U	U	1.0 U	1.0 U
Xylenes (total)	ug/L	U	U	3 U	3 U	U	U	3.0 U	2.0 U
Semi-Volatile Organic Compounds (SVOCs)									
Acenaphthene	ug/L	--	--	--	--	--	--	--	--
Acenaphthylene	ug/L	--	--	--	--	--	--	--	--
Acetonitrile	ug/L	--	--	--	--	--	--	--	--
Acetophenone	ug/L	--	--	--	--	--	--	--	--
2-Acetylaminofluorene	ug/L	--	--	--	--	--	--	--	--
Acrolein	ug/L	--	--	--	--	--	--	--	--
Acrylonitrile	ug/L	--	--	--	--	--	--	--	--
Allyl chloride	ug/L	--	--	--	--	--	--	--	--
4-Aminobiphenyl	ug/L	--	--	--	--	--	--	--	--
Aniline	ug/L	--	--	--	--	--	--	--	--
Anthracene	ug/L	--	--	--	--	--	--	--	--
Aramite	ug/L	--	--	--	--	--	--	--	--
Atrazine	ug/L	--	--	--	--	--	--	--	--
Benzaldehyde	ug/L	--	--	--	--	--	--	--	--
Benzidine	ug/L	--	--	--	--	--	--	--	--
Benzo(a)anthracene	ug/L	--	--	--	--	--	--	--	--
Benzo(a)pyrene	ug/L	--	--	--	--	--	--	--	--
Benzo(b)fluoranthene	ug/L	--	--	--	--	--	--	--	--
Benzo(g,h,i)perylene	ug/L	--	--	--	--	--	--	--	--
Benzo(k)fluoranthene	ug/L	--	--	--	--	--	--	--	--
Benzoic acid	ug/L	--	--	--	--	--	--	--	--
Benzyl alcohol	ug/L	--	--	--	--	--	--	--	--
Biphenyl (1,1-Biphenyl)	ug/L	--	--	--	--	--	--	--	--
4-Bromophenyl phenyl ether	ug/L	--	--	--	--	--	--	--	--
Butyl benzylphthalate (BBP)	ug/L	--	--	--	--	--	--	--	--
Caprolactam	ug/L	--	--	--	--	--	--	--	--
Carbazole	ug/L	--	--	--	--	--	--	--	--
4-Chloro-3-methylphenol	ug/L	--	--	--	--	--	--	--	--
4-Chloroaniline	ug/L	--	--	--	--	--	--	--	--
Chlorobenzilate	ug/L	--	--	--	--	--	--	--	--
bis(2-Chloroethoxy)methane	ug/L	--	--	--	--	--	--	--	--
bis(2-Chloroethyl)ether	ug/L	--	--	--	--	--	--	--	--

APPENDIX G.3

GROUNDWATER QUALITY DATA
RFI REPORT
FORMER MANUAL TRANSMISSIONS OF MUNCIE FACILITY
MUNCIE, INDIANA

AOI		*AOI 36*	*AOI 36*	*AOI 36*	*AOI 36*	*AOI 36*	*AOI 36*	*AOI 36*	*AOI 36*
Sample Location		*MW-35*	*MW-35*	*MW-35*	*MW-35*	*MW-35*	*MW-35*	*MW-35*	*MW-35*
Sample Identification		*MW-35*	*MW-35(Dup)*	*MW-35*	*MW-35*	*MW-35*	*MW-35*	*GW-17330-101002-EH-034*	*GW-072204-MR-028*
Sample Date		*7/27/1999*	*7/27/1999*	*8/5/1999*	*9/14/1999*	*10/1/2000*	*3/27/2001*	*10/10/2002*	*7/22/2004*
Sample Depth		*-*	*-*	*-*	*-*	*-*	*-*	*-*	*-*
Sample Depth									
	Units								
2-Chloronaphthalene	ug/L	--	--	--	--	--	--	--	--
2-Chlorophenol	ug/L	--	--	--	--	--	--	--	--
4-Chlorophenyl phenyl ether	ug/L	--	--	--	--	--	--	--	--
Chloroprene	ug/L	--	--	--	--	--	--	--	--
Chrysene	ug/L	--	--	--	--	--	--	--	--
Cresol isomers	ug/L	--	--	--	--	--	--	--	--
Diallate	ug/L	--	--	--	--	--	--	--	--
Dibenz(a,h)anthracene	ug/L	--	--	--	--	--	--	--	--
Dibenzofuran	ug/L	--	--	--	--	--	--	--	--
Dibromochloromethane	ug/L	U	U	1 U	1 U	U	U	--	--
Dibromomethane	ug/L	--	--	--	--	--	--	--	--
trans-1,4-Dichloro-2-butene	ug/L	--	--	--	--	--	--	--	--
3,3'-Dichlorobenzidine	ug/L	--	--	--	--	--	--	--	--
2,4-Dichlorophenol	ug/L	--	--	--	--	--	--	--	--
2,6-Dichlorophenol	ug/L	--	--	--	--	--	--	--	--
Diethyl phthalate	ug/L	--	--	--	--	--	--	--	--
Dimethoate	ug/L	--	--	--	--	--	--	--	--
Dimethyl phthalate	ug/L	--	--	--	--	--	--	--	--
p-Dimethylaminoazobenzene A	ug/L	--	--	--	--	--	--	--	--
7,12-Dimethylbenz(a)anthracene	ug/L	--	--	--	--	--	--	--	--
3,3-Dimethylbenzidine	ug/L	--	--	--	--	--	--	--	--
a,a-Dimethylphenethylamine	ug/L	--	--	--	--	--	--	--	--
2,4-Dimethylphenol	ug/L	--	--	--	--	--	--	--	--
Di-n-butylphthalate (DBP)	ug/L	--	--	--	--	--	--	--	--
4,6-Dinitro-2-methylphenol	ug/L	--	--	--	--	--	--	--	--
Dinitrobenzene, NOS	ug/L	--	--	--	--	--	--	--	--
2,4-Dinitrophenol	ug/L	--	--	--	--	--	--	--	--
2,4-Dinitrotoluene	ug/L	--	--	--	--	--	--	--	--
2,6-Dinitrotoluene	ug/L	--	--	--	--	--	--	--	--
Di-n-octyl phthalate (DnOP)	ug/L	--	--	--	--	--	--	--	--
1,4-Dioxane	ug/L	--	--	--	--	--	--	--	--
Diphenylamine	ug/L	--	--	--	--	--	--	--	--
1,2-Diphenylhydrazine	ug/L	--	--	--	--	--	--	--	--
Disulfoton	ug/L	--	--	--	--	--	--	--	--

APPENDIX G.3

GROUNDWATER QUALITY DATA
RFI REPORT
FORMER MANUAL TRANSMISSIONS OF MUNCIE FACILITY
MUNCIE, INDIANA

AOI		*AOI 36*	*AOI 36*	*AOI 36*	*AOI 36*	*AOI 36*	*AOI 36*	*AOI 36*	*AOI 36*
Sample Location		*MW-35*	*MW-35*	*MW-35*	*MW-35*	*MW-35*	*MW-35*	*MW-35*	*MW-35*
Sample Identification		*MW-35*	*MW-35(Dup)*	*MW-35*	*MW-35*	*MW-35*	*MW-35*	*GW-17330-101002-EH-034*	*GW-072204-MR-028*
Sample Date		*7/27/1999*	*7/27/1999*	*8/5/1999*	*9/14/1999*	*10/1/2000*	*3/27/2001*	*10/10/2002*	*7/22/2004*
Sample Depth		*-*	*-*	*-*	*-*	*-*	*-*	*-*	*-*
Sample Depth									
	Units								
SVOCs (Continued)									
Ethyl methacrylate	ug/L	--	--	--	--	--	--	--	--
Ethyl methanesulfonate	ug/L	--	--	--	--	--	--	--	--
bis(2-Ethylhexyl)phthalate (DEHP)	ug/L	--	--	--	--	--	--	--	--
Famphur	ug/L	--	--	--	--	--	--	--	--
Fluoranthene	ug/L	--	--	--	--	--	--	--	--
Fluorene	ug/L	--	--	--	--	--	--	--	--
Hexachlorobenzene	ug/L	--	--	--	--	--	--	--	--
Hexachlorobutadiene	ug/L	--	--	--	--	--	--	--	--
Hexachlorocyclopentadiene	ug/L	--	--	--	--	--	--	--	--
Hexachloroethane	ug/L	--	--	--	--	--	--	--	--
Hexachlorophene A	ug/L	--	--	--	--	--	--	--	--
Hexachloropropene	ug/L	--	--	--	--	--	--	--	--
Indeno(1,2,3-cd)pyrene	ug/L	--	--	--	--	--	--	--	--
Iodomethane	ug/L	--	--	--	--	--	--	--	--
Isodrin	ug/L	--	--	--	--	--	--	--	--
Isophorone	ug/L	--	--	--	--	--	--	--	--
Isosafrole	ug/L	--	--	--	--	--	--	--	--
Kepone	ug/L	--	--	--	--	--	--	--	--
Methapyrilene	ug/L	--	--	--	--	--	--	--	--
Methyl acrylonitrile	ug/L	--	--	--	--	--	--	--	--
Methyl methacrylate	ug/L	--	--	--	--	--	--	--	--
Methyl methanesulfonate	ug/L	--	--	--	--	--	--	--	--
Methyl parathion	ug/L	--	--	--	--	--	--	--	--
3-Methylcholanthrene	ug/L	--	--	--	--	--	--	--	--
2-Methylnaphthalene	ug/L	--	--	--	--	--	--	--	--
2-Methylphenol	ug/L	--	--	--	--	--	--	--	--
3&4-Methylphenol	ug/L	--	--	--	--	--	--	--	--
4-Methylphenol	ug/L	--	--	--	--	--	--	--	--
Naphthalene	ug/L	--	--	--	--	--	--	--	--
1,4-Naphthoquinone	ug/L	--	--	--	--	--	--	--	--
1-Naphthylamine	ug/L	--	--	--	--	--	--	--	--
2-Naphthylamine	ug/L	--	--	--	--	--	--	--	--
2-Nitroaniline	ug/L	--	--	--	--	--	--	--	--
3-Nitroaniline	ug/L	--	--	--	--	--	--	--	--
4-Nitroaniline	ug/L	--	--	--	--	--	--	--	--
Nitrobenzene	ug/L	--	--	--	--	--	--	--	--
2-Nitrophenol	ug/L	--	--	--	--	--	--	--	--
4-Nitrophenol	ug/L	--	--	--	--	--	--	--	--
4-Nitroquinoline-N-oxide	ug/L	--	--	--	--	--	--	--	--
N-Nitrosodi-n-butylamine	ug/L	--	--	--	--	--	--	--	--
N-Nitrosodi-n-propylamine	ug/L	--	--	--	--	--	--	--	--
N-Nitrosodiphenylamine	ug/L	--	--	--	--	--	--	--	--
N-Nitrosodiethylamine	ug/L	--	--	--	--	--	--	--	--
N-Nitrosodimethylamine	ug/L	--	--	--	--	--	--	--	--
N-Nitrosomethylethylamine	ug/L	--	--	--	--	--	--	--	--

APPENDIX G.3

GROUNDWATER QUALITY DATA
RFI REPORT
FORMER MANUAL TRANSMISSIONS OF MUNCIE FACILITY
MUNCIE, INDIANA

AOI		*AOI 36*	*AOI 36*	*AOI 36*	*AOI 36*	*AOI 36*	*AOI 36*	*AOI 36*	*AOI 36*
Sample Location		*MW-35*	*MW-35*	*MW-35*	*MW-35*	*MW-35*	*MW-35*	*MW-35*	*MW-35*
Sample Identification		*MW-35*	*MW-35(Dup)*	*MW-35*	*MW-35*	*MW-35*	*MW-35*	*GW-17330-101002-EH-034*	*GW-072204-MR-028*
Sample Date		*7/27/1999*	*7/27/1999*	*8/5/1999*	*9/14/1999*	*10/1/2000*	*3/27/2001*	*10/10/2002*	*7/22/2004*
Sample Depth		*-*	*-*	*-*	*-*	*-*	*-*	*-*	*-*
Sample Depth									
	Units								
SVOCs (Continued)									
N-Nitrosomorpholine	ug/L	--	--	--	--	--	--	--	--
N-Nitrosopiperidine	ug/L	--	--	--	--	--	--	--	--
N-Nitrosopyrrolidine	ug/L	--	--	--	--	--	--	--	--
2,2'-Oxybis(1-chloropropane) (bis(2-Chloroisopropyl) ether)	ug/L	--	--	--	--	--	--	--	--
Pentachlorobenzene	ug/L	--	--	--	--	--	--	--	--
Pentachloroethane	ug/L	--	--	--	--	--	--	--	--
Pentachloronitrobenzene	ug/L	--	--	--	--	--	--	--	--
Pentachlorophenol	ug/L	--	--	--	--	--	--	--	--
Phenacetin	ug/L	--	--	--	--	--	--	--	--
Phenanthrene	ug/L	--	--	--	--	--	--	--	--
Phenol	ug/L	--	--	--	--	--	--	--	--
p-Phenylenediamine	ug/L	--	--	--	--	--	--	--	--
Phorate	ug/L	--	--	--	--	--	--	--	--
2-Picoline	ug/L	--	--	--	--	--	--	--	--
Pronamide	ug/L	--	--	--	--	--	--	--	--
Propionitrile (ethyl cyanide)	ug/L	--	--	--	--	--	--	--	--
Pyrene	ug/L	--	--	--	--	--	--	--	--
Pyridine	ug/L	--	--	--	--	--	--	--	--
Safrole	ug/L	--	--	--	--	--	--	--	--
1,2,4,5-Tetrachlorobenzene	ug/L	--	--	--	--	--	--	--	--
1,1,1,2-Tetrachloroethane	ug/L	--	--	--	--	--	--	--	--
2,3,4,6-Tetrachlorophenol	ug/L	--	--	--	--	--	--	--	--
Thionazin (O,O-diethyl-O-2-pyrazinyl phosphorothioate)	ug/L	--	--	--	--	--	--	--	--
o-Toluidine A	ug/L	--	--	--	--	--	--	--	--
5-Nitro-2-toluidine	ug/L	--	--	--	--	--	--	--	--
2,4,5-Trichlorophenol	ug/L	--	--	--	--	--	--	--	--
2,4,6-Trichlorophenol	ug/L	--	--	--	--	--	--	--	--
1,2,3-Trichloropropane	ug/L	--	--	--	--	--	--	--	--
0,0,0-Triethylphosphorothioate	ug/L	--	--	--	--	--	--	--	--
1,3,5-Trinitrobenzene	ug/L	--	--	--	--	--	--	--	--
PCBs									
Aroclor-1016 (PCB-1016)	ug/L	--	--	--	--	--	--	--	--
Aroclor-1221 (PCB-1221)	ug/L	--	--	--	--	--	--	--	--
Aroclor-1232 (PCB-1232)	ug/L	--	--	--	--	--	--	--	--
Aroclor-1242 (PCB-1242)	ug/L	--	--	--	--	--	--	--	--
Aroclor-1248 (PCB-1248)	ug/L	--	--	--	--	--	--	--	--
Aroclor-1254 (PCB-1254)	ug/L	--	--	--	--	--	--	--	--
Aroclor-1260 (PCB-1260)	ug/L	--	--	--	--	--	--	--	--
Total PCBs	ug/L	--	--	--	--	--	--	--	--
Total Petroleum Hydrocarbons (TPH)									
Total Petroleum Hydrocarbons - Purgeable (GRO)	ug/L	--	--	--	--	--	--	--	--

APPENDIX G.3

GROUNDWATER QUALITY DATA
RFI REPORT
FORMER MANUAL TRANSMISSIONS OF MUNCIE FACILITY
MUNCIE, INDIANA

AOI		*AOI 36*	*AOI 36*	*AOI 36*	*AOI 36*	*AOI 36*	*AOI 36*	*AOI 36*	*AOI 36*
Sample Location		*MW-35*	*MW-35*	*MW-35*	*MW-35*	*MW-35*	*MW-35*	*MW-35*	*MW-35*
Sample Identification		*MW-35*	*MW-35(Dup)*	*MW-35*	*MW-35*	*MW-35*	*MW-35*	*GW-17330-101002-EH-034*	*GW-072204-MR-028*
Sample Date		*7/27/1999*	*7/27/1999*	*8/5/1999*	*9/14/1999*	*10/1/2000*	*3/27/2001*	*10/10/2002*	*7/22/2004*
Sample Depth		*-*	*-*	*-*	*-*	*-*	*-*	*-*	*-*
Sample Depth									
	Units								
Metals									
Aluminum	ug/L	--	--	--	--	--	--	--	--
Antimony	ug/L	--	--	--	--	--	--	--	--
Arsenic	ug/L	--	--	--	--	--	--	--	--
Arsenic (dissolved)	ug/L	--	--	--	--	--	--	--	--
Barium	ug/L	--	--	--	--	--	--	--	--
Barium (dissolved)	ug/L	--	--	--	--	--	--	--	--
Beryllium	ug/L	--	--	--	--	--	--	--	--
Cadmium	ug/L	--	--	--	--	--	--	--	--
Cadmium (dissolved)	ug/L	--	--	--	--	--	--	--	--
Calcium	ug/L	--	--	--	--	--	--	--	--
Calcium (dissolved)	ug/L	--	--	--	--	--	--	--	117000
Chromium	ug/L	--	--	--	--	--	--	--	--
Chromium (dissolved)	ug/L	--	--	--	--	--	--	--	--
Cobalt	ug/L	--	--	--	--	--	--	--	--
Copper	ug/L	--	--	--	--	--	--	--	--
Copper (dissolved)	ug/L	--	--	--	--	--	--	--	--
Iron	ug/L	--	--	--	--	--	--	--	--
Iron (dissolved)	ug/L	--	--	--	--	--	--	--	--
Lead	ug/L	--	--	--	--	--	--	--	--
Lead (dissolved)	ug/L	--	--	--	--	--	--	--	--
Magnesium	ug/L	--	--	--	--	--	--	--	--
Magnesium (dissolved)	ug/L	--	--	--	--	--	--	--	41400
Manganese	ug/L	--	--	--	--	--	--	--	--
Manganese (dissolved)	ug/L	--	--	--	--	--	--	--	250
Mercury	ug/L	--	--	--	--	--	--	--	--
Mercury (dissolved)	ug/L	--	--	--	--	--	--	--	--
Nickel	ug/L	--	--	--	--	--	--	--	--
Nickel (dissolved)	ug/L	--	--	--	--	--	--	--	--
Potassium	ug/L	--	--	--	--	--	--	--	--
Selenium	ug/L	--	--	--	--	--	--	--	--
Selenium (dissolved)	ug/L	--	--	--	--	--	--	--	--
Silver	ug/L	--	--	--	--	--	--	--	--
Silver (dissolved)	ug/L	--	--	--	--	--	--	--	--
Sodium	ug/L	--	--	--	--	--	--	--	--
Thallium	ug/L	--	--	--	--	--	--	--	--
Vanadium	ug/L	--	--	--	--	--	--	--	--
Zinc	ug/L	--	--	--	--	--	--	--	--
Zinc (dissolved)	ug/L	--	--	--	--	--	--	--	--

APPENDIX G.3

GROUNDWATER QUALITY DATA
RFI REPORT
FORMER MANUAL TRANSMISSIONS OF MUNCIE FACILITY
MUNCIE, INDIANA

AOI		*AOI 36*	*AOI 36*	*AOI 36*	*AOI 36*	*AOI 36*	*AOI 36*	*AOI 36*	*AOI 36*
Sample Location		*MW-35*	*MW-35*	*MW-35*	*MW-35*	*MW-35*	*MW-35*	*MW-35*	*MW-35*
Sample Identification		*MW-35*	*MW-35(Dup)*	*MW-35*	*MW-35*	*MW-35*	*MW-35*	*GW-17330-101002-EH-034*	*GW-072204-MR-028*
Sample Date		*7/27/1999*	*7/27/1999*	*8/5/1999*	*9/14/1999*	*10/1/2000*	*3/27/2001*	*10/10/2002*	*7/22/2004*
Sample Depth		*-*	*-*	*-*	*-*	*-*	*-*	*-*	*-*
Sample Depth									
	Units								
Gas									
Ethane	ug/L	--	--	--	--	--	--	--	0.50 U
Ethene	ug/L	--	--	--	--	--	--	--	0.50 U
Methane	ug/L	--	--	--	--	--	--	--	0.085 J
General Chemistry									
Alkalinity, bicarbonate	ug/L	--	--	--	--	--	--	--	440000
Alkalinity, carbonate	ug/L	--	--	--	--	--	--	--	8500
Bicarbonate (as CaCO3)	ug/L	--	--	--	--	--	--	--	--
Chloride	ug/L	--	--	--	--	--	--	--	40300
Dissolved organic carbon (DOC)	ug/L	--	--	--	--	--	--	--	3000
Hardness	ug/L	--	--	--	--	--	--	--	464000
Hardness, carbonate	ug/L	--	--	--	--	--	--	--	--
Nitrate (as N)	ug/L	--	--	--	--	--	--	--	100 U
Nitrite (as N)	ug/L	--	--	--	--	--	--	--	100 U
pH	s.u.	--	--	--	--	--	--	--	--
Sulfate	ug/L	--	--	--	--	--	--	--	51900
Sulfide	ug/L	--	--	--	--	--	--	--	--
Total dissolved solids (TDS)	ug/L	--	--	--	--	--	--	--	--
Total organic carbon (TOC)	ug/L	--	--	--	--	--	--	--	--

Notes

ug/L - Micrograms per litre
"-" - No value
U - Not detected at the associated reporting limit
J - Estimated concentration
UJ - Not detected; associated reporting limit is estimated
R - Rejected
s.u. - Standard units
nc - No criteria
ND - Non Detect (calculation)
BOLD[abc] Concentration exceeds associated screening level
IDEM Appendix A: Screening Levels Remedation Closure Guide - March 25, 2014
a - Exceeds IDEM residential tap screening levels
b - Exceeds IDEM residential vapor exposure screening levels
c - Exceeds IDEM commercial/industrial vapor screening levels

APPENDIX G.3

GROUNDWATER QUALITY DATA
RFI REPORT
FORMER MANUAL TRANSMISSIONS OF MUNCIE FACILITY
MUNCIE, INDIANA

AOI		*AOI 36*	*AOI 36*	*AOI 36*	*AOI 36*	*AOI 36*
Sample Location		*MW-35*	*MW-35*	*MW-35*	*MW-35*	*MW-35*
Sample Identification		*GW-017330-042905-TP-033*	*GW-017330-101905-TP-020*	*GW-017330-051106-PK-030*	*GW-017324-111308-NH-018*	*GW-17324-120811-EM-029*
Sample Date		*4/29/2005*	*10/19/2005*	*5/11/2006*	*11/13/2008*	*12/8/2011*
Sample Depth		*-*	*-*	*-*	*-*	*-*
Sample Depth						
	Units					
Volatile Organic Compounds (VOCs)						
Acetone	ug/L	40 U	40 UJ	10 U	10 U	10 U
Benzene	ug/L	4.0 U	4.0 U	1 U	1.0 U	1.0 U
Bromodichloromethane	ug/L	4.0 U	4.0 U	1 U	1.0 U	1.0 U
Bromoform	ug/L	4.0 U	4.0 UJ	1 U	1.0 U	1.0 U
Bromomethane (Methyl bromide)	ug/L	4.0 U	4.0 UJ	1 U	1.0 U	1.0 U
2-Butanone (Methyl ethyl ketone) (MEK)	ug/L	40 U	40 U	10 U	10 U	10 U
Carbon disulfide	ug/L	4.0 U	4.0 U	1 U	1.0 U	1.0 U
Carbon tetrachloride	ug/L	4.0 U	4.0 U	1 U	1.0 U	1.0 U
Chlorobenzene	ug/L	4.0 U	4.0 U	1 U	1.0 U	1.0 U
Chloroethane	ug/L	4.0 U	4.0 U	1 U	1.0 U	1.0 U
2-Chloroethyl vinyl ether	ug/L	--	--	--	--	--
Chloroform (Trichloromethane)	ug/L	4.0 U	4.0 U	1 U	1.0 U	1.0 U
Chloromethane (Methyl chloride)	ug/L	4.0 U	4.0 U	1 U	1.0 U	1.0 U
Cyclohexane	ug/L	4.0 U	4.0 U	--	1.0 U	1.0 U
1,2-Dibromo-3-chloropropane (DBCP)	ug/L	8.0 U	8.0 UJ	--	2.0 U	2.0 U
Dibromochloromethane	ug/L	4.0 U	4.0 UJ	1 U	1.0 U	1.0 U
1,2-Dibromoethane (Ethylene dibromide)	ug/L	4.0 U	4.0 UJ	--	1.0 U	1.0 U
1,2-Dichlorobenzene	ug/L	4.0 U	4.0 U	--	1.0 U	1.0 U
1,3-Dichlorobenzene	ug/L	4.0 U	4.0 U	--	1.0 U	1.0 U
1,4-Dichlorobenzene	ug/L	4.0 U	4.0 U	--	1.0 U	1.0 U
Dichlorodifluoromethane (CFC-12)	ug/L	4.0 U	4.0 U	--	1.0 U	1.0 U
1,1-Dichloroethane	ug/L	4.0 U	4.0 U	1 U	1.0 U	1.0 U
1,2-Dichloroethane	ug/L	4.0 U	4.0 U	1 U	1.0 U	1.0 U
1,2-Dichloroethene (total)	ug/L	--	--	--	--	--
1,1-Dichloroethene	ug/L	4.0 U	4.0 U	1 U	1.0 U	1.0 U
cis-1,2-Dichloroethene	ug/L	1.7 J	12	1 U	1.0 U	1.0 U
trans-1,2-Dichloroethene	ug/L	0.67 J	1.1 J	1 U	1.0 U	1.0 U
1,2-Dichloropropane	ug/L	4.0 U	4.0 U	1 U	1.0 U	1.0 U
cis-1,3-Dichloropropene	ug/L	4.0 U	4.0 UJ	1 U	1.0 U	1.0 U
trans-1,3-Dichloropropene	ug/L	4.0 U	4.0 UJ	1 U	1.0 U	1.0 U
Ethylbenzene	ug/L	4.0 U	4.0 U	1 U	1.0 U	1.0 U
2-Hexanone	ug/L	40 U	40 U	10 U	10 U	10 U
Isopropyl benzene	ug/L	4.0 U	4.0 U	--	1.0 U	1.0 U
Methyl acetate	ug/L	40 U	40 U	--	10 U	10 U
Methyl cyclohexane	ug/L	4.0 U	4.0 U	--	1.0 U	1.0 U
Methyl tert butyl ether (MTBE)	ug/L	20 U	20 U	--	5.0 U	5.0 U
4-Methyl-2-pentanone (Methyl isobutyl ketone) (MIBK)	ug/L	40 U	40 U	10 U	10 U	10 U
Methylene chloride	ug/L	4.0 U	4.0 UJ	1 UJ	1.0 U	1.0 U
Styrene	ug/L	4.0 U	4.0 U	1 U	1.0 U	1.0 U
VOCs (Continued)						

APPENDIX G.3

GROUNDWATER QUALITY DATA
RFI REPORT
FORMER MANUAL TRANSMISSIONS OF MUNCIE FACILITY
MUNCIE, INDIANA

AOI		*AOI 36*	*AOI 36*	*AOI 36*	*AOI 36*	*AOI 36*
Sample Location		*MW-35*	*MW-35*	*MW-35*	*MW-35*	*MW-35*
Sample Identification		*GW-017330-042905-TP-033*	*GW-017330-101905-TP-020*	*GW-017330-051106-PK-030*	*GW-017324-111308-NH-018*	*GW-17324-120811-EM-029*
Sample Date		*4/29/2005*	*10/19/2005*	*5/11/2006*	*11/13/2008*	*12/8/2011*
Sample Depth		*-*	*-*	*-*	*-*	*-*
Sample Depth						
	Units					
1,1,2,2-Tetrachloroethane	ug/L	4.0 U	4.0 U	1 U	1.0 U	1.0 U
Tetrachloroethene	ug/L	**130**[ab]	**240**[ab]	1 U	1.0 U	1.0 U
Toluene	ug/L	4.0 U	4.0 U	1 U	1.0 U	1.0 U
1,2,4-Trichlorobenzene	ug/L	4.0 U	4.0 U	--	1.0 U	1.0 U
1,1,1-Trichloroethane	ug/L	4.0 U	4.0 U	1 U	1.0 U	1.0 U
1,1,2-Trichloroethane	ug/L	4.0 U	4.0 U	1 U	1.0 U	1.0 U
Trichloroethene	ug/L	**6.9**[a]	**22**[ab]	1.9	1.0 U	1.0 U
Trichlorofluoromethane (CFC-11)	ug/L	4.0 U	4.0 U	--	1.0 U	1.0 U
Trifluorotrichloroethane (Freon 113)	ug/L	4.0 U	4.0 U	--	1.0 U	1.0 U
Vinyl acetate	ug/L	--	--	--	--	--
Vinyl chloride	ug/L	4.0 U	4.0 U	1 U	1.0 U	1.0 U
Xylenes (total)	ug/L	8.0 U	8.0 U	2 U	2.0 U	2.0 U
Semi-Volatile Organic Compounds (SVOCs)						
Acenaphthene	ug/L	--	--	0.2 U	0.20 U	--
Acenaphthylene	ug/L	--	--	0.2 U	0.20 U	--
Acetonitrile	ug/L	--	--	--	--	--
Acetophenone	ug/L	--	--	1 U	1.0 U	--
2-Acetylaminofluorene	ug/L	--	--	--	--	--
Acrolein	ug/L	--	--	--	--	--
Acrylonitrile	ug/L	--	--	--	--	--
Allyl chloride	ug/L	--	--	--	--	--
4-Aminobiphenyl	ug/L	--	--	--	--	--
Aniline	ug/L	--	--	--	--	--
Anthracene	ug/L	--	--	0.2 U	0.20 U	--
Aramite	ug/L	--	--	--	--	--
Atrazine	ug/L	--	--	1 U	1.0 U	--
Benzaldehyde	ug/L	--	--	1 U	1.0 U	--
Benzidine	ug/L	--	--	--	--	--
Benzo(a)anthracene	ug/L	--	--	0.2 U	0.20 U	--
Benzo(a)pyrene	ug/L	--	--	0.2 U	0.20 U	--
Benzo(b)fluoranthene	ug/L	--	--	0.2 U	0.20 U	--
Benzo(g,h,i)perylene	ug/L	--	--	0.2 U	0.20 U	--
Benzo(k)fluoranthene	ug/L	--	--	0.2 U	0.20 U	--
Benzoic acid	ug/L	--	--	--	--	--
Benzyl alcohol	ug/L	--	--	--	--	--
Biphenyl (1,1-Biphenyl)	ug/L	--	--	1 U	1.0 U	--
4-Bromophenyl phenyl ether	ug/L	--	--	2 U	2.0 U	--
Butyl benzylphthalate (BBP)	ug/L	--	--	1 U	1.0 U	--
Caprolactam	ug/L	--	--	5 U	5.0 U	--
Carbazole	ug/L	--	--	1 U	1.0 U	--
4-Chloro-3-methylphenol	ug/L	--	--	2 U	2.0 U	--
4-Chloroaniline	ug/L	--	--	2 U	2.0 U	--
Chlorobenzilate	ug/L	--	--	--	--	--
bis(2-Chloroethoxy)methane	ug/L	--	--	1 U	1.0 U	--
bis(2-Chloroethyl)ether	ug/L	--	--	1 U	1.0 U	--

APPENDIX G.3

GROUNDWATER QUALITY DATA
RFI REPORT
FORMER MANUAL TRANSMISSIONS OF MUNCIE FACILITY
MUNCIE, INDIANA

AOI		*AOI 36*	*AOI 36*	*AOI 36*	*AOI 36*	*AOI 36*
Sample Location		*MW-35*	*MW-35*	*MW-35*	*MW-35*	*MW-35*
Sample Identification		*GW-017330-042905-TP-033*	*GW-017330-101905-TP-020*	*GW-017330-051106-PK-030*	*GW-017324-111308-NH-018*	*GW-17324-120811-EM-029*
Sample Date		*4/29/2005*	*10/19/2005*	*5/11/2006*	*11/13/2008*	*12/8/2011*
Sample Depth		*-*	*-*	*-*	*-*	*-*
Sample Depth						
	Units					
2-Chloronaphthalene	ug/L	--	--	1 U	1.0 U	--
2-Chlorophenol	ug/L	--	--	1 U	1.0 U	--
4-Chlorophenyl phenyl ether	ug/L	--	--	2 U	2.0 U	--
Chloroprene	ug/L	--	--	--	--	--
Chrysene	ug/L	--	--	0.2 U	0.20 U	--
Cresol isomers	ug/L	--	--	--	--	--
Diallate	ug/L	--	--	--	--	--
Dibenz(a,h)anthracene	ug/L	--	--	0.2 U	0.20 U	--
Dibenzofuran	ug/L	--	--	1 U	1.0 U	--
Dibromochloromethane	ug/L	--	--	--	--	--
Dibromomethane	ug/L	--	--	--	--	--
trans-1,4-Dichloro-2-butene	ug/L	--	--	--	--	--
3,3'-Dichlorobenzidine	ug/L	--	--	5 U	5.0 U	--
2,4-Dichlorophenol	ug/L	--	--	2 U	2.0 U	--
2,6-Dichlorophenol	ug/L	--	--	--	--	--
Diethyl phthalate	ug/L	--	--	1 U	1.0 U	--
Dimethoate	ug/L	--	--	--	--	--
Dimethyl phthalate	ug/L	--	--	1 U	1.0 U	--
p-Dimethylaminoazobenzene A	ug/L	--	--	--	--	--
7,12-Dimethylbenz(a)anthracene	ug/L	--	--	--	--	--
3,3-Dimethylbenzidine	ug/L	--	--	--	--	--
a,a-Dimethylphenethylamine	ug/L	--	--	--	--	--
2,4-Dimethylphenol	ug/L	--	--	2 U	2.0 U	--
Di-n-butylphthalate (DBP)	ug/L	--	--	1 U	1.0 U	--
4,6-Dinitro-2-methylphenol	ug/L	--	--	5 U	5.0 U	--
Dinitrobenzene, NOS	ug/L	--	--	--	--	--
2,4-Dinitrophenol	ug/L	--	--	5 U	5.0 U	--
2,4-Dinitrotoluene	ug/L	--	--	5 U	5.0 U	--
2,6-Dinitrotoluene	ug/L	--	--	5 U	5.0 U	--
Di-n-octyl phthalate (DnOP)	ug/L	--	--	1 U	1.0 U	--
1,4-Dioxane	ug/L	--	--	--	--	--
Diphenylamine	ug/L	--	--	--	--	--
1,2-Diphenylhydrazine	ug/L	--	--	--	--	--
Disulfoton	ug/L	--	--	--	--	--

APPENDIX G.3

GROUNDWATER QUALITY DATA
RFI REPORT
FORMER MANUAL TRANSMISSIONS OF MUNCIE FACILITY
MUNCIE, INDIANA

AOI		*AOI 36*	*AOI 36*	*AOI 36*	*AOI 36*	*AOI 36*
Sample Location		*MW-35*	*MW-35*	*MW-35*	*MW-35*	*MW-35*
Sample Identification		*GW-017330-042905-TP-033*	*GW-017330-101905-TP-020*	*GW-017330-051106-PK-030*	*GW-017324-111308-NH-018*	*GW-17324-120811-EM-029*
Sample Date		*4/29/2005*	*10/19/2005*	*5/11/2006*	*11/13/2008*	*12/8/2011*
Sample Depth		*-*	*-*	*-*	*-*	*-*
Sample Depth						
	Units					
SVOCs (Continued)						
Ethyl methacrylate	ug/L	--	--	--	--	--
Ethyl methanesulfonate	ug/L	--	--	--	--	--
bis(2-Ethylhexyl)phthalate (DEHP)	ug/L	--	--	1.8	2.0 U	--
Famphur	ug/L	--	--	--	--	--
Fluoranthene	ug/L	--	--	0.2 U	0.20 U	--
Fluorene	ug/L	--	--	0.2 U	0.20 U	--
Hexachlorobenzene	ug/L	--	--	0.2 U	0.20 U	--
Hexachlorobutadiene	ug/L	--	--	1 U	1.0 U	--
Hexachlorocyclopentadiene	ug/L	--	--	10 U	10 U	--
Hexachloroethane	ug/L	--	--	1 U	1.0 U	--
Hexachlorophene A	ug/L	--	--	--	--	--
Hexachloropropene	ug/L	--	--	--	--	--
Indeno(1,2,3-cd)pyrene	ug/L	--	--	0.2 U	0.20 U	--
Iodomethane	ug/L	--	--	--	--	--
Isodrin	ug/L	--	--	--	--	--
Isophorone	ug/L	--	--	1 U	1.0 U	--
Isosafrole	ug/L	--	--	--	--	--
Kepone	ug/L	--	--	--	--	--
Methapyrilene	ug/L	--	--	--	--	--
Methyl acrylonitrile	ug/L	--	--	--	--	--
Methyl methacrylate	ug/L	--	--	--	--	--
Methyl methanesulfonate	ug/L	--	--	--	--	--
Methyl parathion	ug/L	--	--	--	--	--
3-Methylcholanthrene	ug/L	--	--	--	--	--
2-Methylnaphthalene	ug/L	--	--	0.2 U	0.20 U	--
2-Methylphenol	ug/L	--	--	1 U	1.0 U	--
3&4-Methylphenol	ug/L	--	--	--	--	--
4-Methylphenol	ug/L	--	--	1 U	1.0 U	--
Naphthalene	ug/L	--	--	0.2 U	0.20 U	--
1,4-Naphthoquinone	ug/L	--	--	--	--	--
1-Naphthylamine	ug/L	--	--	--	--	--
2-Naphthylamine	ug/L	--	--	--	--	--
2-Nitroaniline	ug/L	--	--	2 U	2.0 U	--
3-Nitroaniline	ug/L	--	--	2 U	2.0 U	--
4-Nitroaniline	ug/L	--	--	2 U	2.0 U	--
Nitrobenzene	ug/L	--	--	1 U	1.0 U	--
2-Nitrophenol	ug/L	--	--	2 U	2.0 U	--
4-Nitrophenol	ug/L	--	--	5 U	5.0 U	--
4-Nitroquinoline-N-oxide	ug/L	--	--	--	--	--
N-Nitrosodi-n-butylamine	ug/L	--	--	--	--	--
N-Nitrosodi-n-propylamine	ug/L	--	--	1 U	1.0 U	--
N-Nitrosodiphenylamine	ug/L	--	--	1 U	1.0 U	--
N-Nitrosodiethylamine	ug/L	--	--	--	--	--
N-Nitrosodimethylamine	ug/L	--	--	--	--	--
N-Nitrosomethylethylamine	ug/L	--	--	--	--	--

APPENDIX G.3

GROUNDWATER QUALITY DATA
RFI REPORT
FORMER MANUAL TRANSMISSIONS OF MUNCIE FACILITY
MUNCIE, INDIANA

AOI		*AOI 36*	*AOI 36*	*AOI 36*	*AOI 36*	*AOI 36*
Sample Location		*MW-35*	*MW-35*	*MW-35*	*MW-35*	*MW-35*
Sample Identification		*GW-017330-042905-TP-033*	*GW-017330-101905-TP-020*	*GW-017330-051106-PK-030*	*GW-017324-111308-NH-018*	*GW-17324-120811-EM-029*
Sample Date		*4/29/2005*	*10/19/2005*	*5/11/2006*	*11/13/2008*	*12/8/2011*
Sample Depth		*-*	*-*	*-*	*-*	*-*
Sample Depth						
	Units					
SVOCs (Continued)						
N-Nitrosomorpholine	ug/L	--	--	--	--	--
N-Nitrosopiperidine	ug/L	--	--	--	--	--
N-Nitrosopyrrolidine	ug/L	--	--	--	--	--
2,2'-Oxybis(1-chloropropane) (bis(2-Chloroisopropyl) ether)	ug/L	--	--	1 U	1.0 U	--
Pentachlorobenzene	ug/L	--	--	--	--	--
Pentachloroethane	ug/L	--	--	--	--	--
Pentachloronitrobenzene	ug/L	--	--	--	--	--
Pentachlorophenol	ug/L	--	--	5 U	5.0 U	--
Phenacetin	ug/L	--	--	--	--	--
Phenanthrene	ug/L	--	--	0.2 U	0.20 U	--
Phenol	ug/L	--	--	1 U	1.0 U	--
p-Phenylenediamine	ug/L	--	--	--	--	--
Phorate	ug/L	--	--	--	--	--
2-Picoline	ug/L	--	--	--	--	--
Pronamide	ug/L	--	--	--	--	--
Propionitrile (ethyl cyanide)	ug/L	--	--	--	--	--
Pyrene	ug/L	--	--	0.2 U	0.20 U	--
Pyridine	ug/L	--	--	--	--	--
Safrole	ug/L	--	--	--	--	--
1,2,4,5-Tetrachlorobenzene	ug/L	--	--	--	--	--
1,1,1,2-Tetrachloroethane	ug/L	--	--	--	--	--
2,3,4,6-Tetrachlorophenol	ug/L	--	--	--	--	--
Thionazin (O,O-diethyl-O-2-pyrazinyl phosphorothioate)	ug/L	--	--	--	--	--
o-Toluidine A	ug/L	--	--	--	--	--
5-Nitro-2-toluidine	ug/L	--	--	--	--	--
2,4,5-Trichlorophenol	ug/L	--	--	5 U	5.0 U	--
2,4,6-Trichlorophenol	ug/L	--	--	5 U	5.0 U	--
1,2,3-Trichloropropane	ug/L	--	--	--	--	--
0,0,0-Triethylphosphorothioate	ug/L	--	--	--	--	--
1,3,5-Trinitrobenzene	ug/L	--	--	--	--	--
PCBs						
Aroclor-1016 (PCB-1016)	ug/L	--	--	--	--	--
Aroclor-1221 (PCB-1221)	ug/L	--	--	--	--	--
Aroclor-1232 (PCB-1232)	ug/L	--	--	--	--	--
Aroclor-1242 (PCB-1242)	ug/L	--	--	--	--	--
Aroclor-1248 (PCB-1248)	ug/L	--	--	--	--	--
Aroclor-1254 (PCB-1254)	ug/L	--	--	--	--	--
Aroclor-1260 (PCB-1260)	ug/L	--	--	--	--	--
Total PCBs	ug/L	--	--	--	--	--
Total Petroleum Hydrocarbons (TPH)						
Total Petroleum Hydrocarbons - Purgeable (GRO)	ug/L	--	--	--	--	--

APPENDIX G.3

GROUNDWATER QUALITY DATA
RFI REPORT
FORMER MANUAL TRANSMISSIONS OF MUNCIE FACILITY
MUNCIE, INDIANA

AOI		*AOI 36*	*AOI 36*	*AOI 36*	*AOI 36*	*AOI 36*
Sample Location		*MW-35*	*MW-35*	*MW-35*	*MW-35*	*MW-35*
Sample Identification		*GW-017330-042905-TP-033*	*GW-017330-101905-TP-020*	*GW-017330-051106-PK-030*	*GW-017324-111308-NH-018*	*GW-17324-120811-EM-029*
Sample Date		*4/29/2005*	*10/19/2005*	*5/11/2006*	*11/13/2008*	*12/8/2011*
Sample Depth		*-*	*-*	*-*	*-*	*-*
Sample Depth						
	Units					
Metals						
Aluminum	ug/L	--	--	--	--	--
Antimony	ug/L	--	--	--	--	--
Arsenic	ug/L	--	--	10 U	10.0 U	--
Arsenic (dissolved)	ug/L	--	--	10 U	10.0 U	--
Barium	ug/L	--	--	116 J	200 U	--
Barium (dissolved)	ug/L	--	--	114 J	200 U	--
Beryllium	ug/L	--	--	--	--	--
Cadmium	ug/L	--	--	5 U	5.0 U	--
Cadmium (dissolved)	ug/L	--	--	5 U	5.0 U	--
Calcium	ug/L	--	--	--	--	--
Calcium (dissolved)	ug/L	120000	--	--	--	--
Chromium	ug/L	--	--	2.4 J	10.0 U	--
Chromium (dissolved)	ug/L	--	--	10 U	10.0 U	--
Cobalt	ug/L	--	--	--	--	--
Copper	ug/L	--	--	--	--	--
Copper (dissolved)	ug/L	--	--	--	--	--
Iron	ug/L	--	--	--	--	--
Iron (dissolved)	ug/L	--	--	--	--	--
Lead	ug/L	--	--	3 U	3.0 U	--
Lead (dissolved)	ug/L	--	--	3 U	3.0 U	--
Magnesium	ug/L	--	--	--	--	--
Magnesium (dissolved)	ug/L	41500	--	--	--	--
Manganese	ug/L	--	--	--	--	--
Manganese (dissolved)	ug/L	240	--	--	--	--
Mercury	ug/L	--	--	0.2 U	0.20 U	--
Mercury (dissolved)	ug/L	--	--	0.2 U	0.20 U	--
Nickel	ug/L	--	--	--	--	--
Nickel (dissolved)	ug/L	--	--	--	--	--
Potassium	ug/L	--	--	--	--	--
Selenium	ug/L	--	--	5 U	5.0 U	--
Selenium (dissolved)	ug/L	--	--	2.5 J	5.0 U	--
Silver	ug/L	--	--	10 U	10.0 U	--
Silver (dissolved)	ug/L	--	--	10 U	10.0 U	--
Sodium	ug/L	--	--	--	--	--
Thallium	ug/L	--	--	--	--	--
Vanadium	ug/L	--	--	--	--	--
Zinc	ug/L	--	--	--	--	--
Zinc (dissolved)	ug/L	--	--	--	--	--

APPENDIX G.3

GROUNDWATER QUALITY DATA
RFI REPORT
FORMER MANUAL TRANSMISSIONS OF MUNCIE FACILITY
MUNCIE, INDIANA

AOI		***AOI 36***	***AOI 36***	***AOI 36***	***AOI 36***	***AOI 36***
Sample Location		***MW-35***	***MW-35***	***MW-35***	***MW-35***	***MW-35***
Sample Identification		***GW-017330-042905-TP-033***	***GW-017330-101905-TP-020***	***GW-017330-051106-PK-030***	***GW-017324-111308-NH-018***	***GW-17324-120811-EM-029***
Sample Date		***4/29/2005***	***10/19/2005***	***5/11/2006***	***11/13/2008***	***12/8/2011***
Sample Depth		***-***	***-***	***-***	***-***	***-***
Sample Depth						
	Units					
Gas						
Ethane	ug/L	0.50 U	--	--	--	--
Ethene	ug/L	0.50 U	--	--	--	--
Methane	ug/L	0.87	--	--	--	--
General Chemistry						
Alkalinity, bicarbonate	ug/L	340000	--	--	--	--
Alkalinity, carbonate	ug/L	41000	--	--	--	--
Bicarbonate (as CaCO3)	ug/L	--	--	--	--	--
Chloride	ug/L	37700	--	--	--	--
Dissolved organic carbon (DOC)	ug/L	2000	--	--	--	--
Hardness	ug/L	470000	--	--	--	--
Hardness, carbonate	ug/L	--	--	--	--	--
Nitrate (as N)	ug/L	100 U	--	--	--	--
Nitrite (as N)	ug/L	100 U	--	--	--	--
pH	s.u.	--	--	--	--	--
Sulfate	ug/L	48900	--	--	--	--
Sulfide	ug/L	--	--	--	--	--
Total dissolved solids (TDS)	ug/L	--	--	--	--	--
Total organic carbon (TOC)	ug/L	--	--	--	--	--

Notes
ug/L - Micrograms per litre
"-" - No value
U - Not detected at the associated reporting limit
J - Estimated concentration
UJ - Not detected; associated reporting limit is estimated
R - Rejected
s.u. - Standard units
nc - No criteria
ND - Non Detect (calculation)
BOLD[abc] Concentration exceeds associated screening level
IDEM Appendix A: Screening Levels Remedation Closure Guide - March 25, 2014
a - Exceeds IDEM residential tap screening levels
b - Exceeds IDEM residential vapor exposure screening levels
c - Exceeds IDEM commercial/industrial vapor screening levels

APPENDIX G.3

GROUNDWATER QUALITY DATA
RFI REPORT
FORMER MANUAL TRANSMISSIONS OF MUNCIE FACILITY
MUNCIE, INDIANA

AOI		*AOI 36*	*AOI 36*	*AOI 36*	*AOI 36*	*AOI 36*	*AOI 36*	*AOI 36*	*AOI 36*
Sample Location		*MW-35*	*MW-36*	*MW-36*	*MW-36*	*MW-36*	*MW-36*	*MW-36*	*MW-36*
Sample Identification		*GW-017324-050714-SM-037*	*MW-36*	*MW-36*	*MW-36*	*MW-36*	*MW-36*	*MW-36*	*GW-17330-101002-EH-033*
Sample Date		*5/7/2014*	*7/27/1999*	*8/5/1999*	*9/14/1999*	*9/14/1999*	*10/1/2000*	*3/28/2001*	*10/10/2002*
Sample Depth		-	-	-	-	-	-	-	-
Sample Depth									
	Units								
Volatile Organic Compounds (VOCs)									
Acetone	ug/L	10 U	U	50 U	50 U D 50 U	--	U	U	25 UJ
Benzene	ug/L	1.0 U	U	1 U	1 U D 1 U	--	U	U	1.0 U
Bromodichloromethane	ug/L	1.0 U	U	1 U	1 U D 1 U	--	U	U	1.0 U
Bromoform	ug/L	1.0 U	--	1 U	1 U D 1 U	--	--	--	1.0 U
Bromomethane (Methyl bromide)	ug/L	1.0 U	--	1 U	1 U D 1 U	--	--	--	1.0 U
2-Butanone (Methyl ethyl ketone) (MEK)	ug/L	10 U	U	5 U	50 U D 50 U	--	U	U	25 UJ
Carbon disulfide	ug/L	1.0 U	--	5 U	5 U D 5 U	--	--	--	5.0 U
Carbon tetrachloride	ug/L	1.0 U	--	1 U	1 U D 1 U	--	--	--	1.0 U
Chlorobenzene	ug/L	1.0 U	U	1 U	1 U D 1 U	--	U	U	1.0 U
Chloroethane	ug/L	1.0 U	U	1 U	1 U D 1 U	--	U	U	1.0 U
2-Chloroethyl vinyl ether	ug/L	--	U	U	U	--	U	--	--
Chloroform (Trichloromethane)	ug/L	1.0 U	U	1 U	1 U D 1 U	--	U	U	1.0 U
Chloromethane (Methyl chloride)	ug/L	1.0 U	U	1 U	1 U D 1 U	--	U	U	1.0 U
Cyclohexane	ug/L	1.0 U	--	--	--	--	--	--	1.0 U
1,2-Dibromo-3-chloropropane (DBCP)	ug/L	2.0 U	--	--	--	--	--	--	1.0 U
Dibromochloromethane	ug/L	1.0 U	--	--	--	--	--	--	1.0 U
1,2-Dibromoethane (Ethylene dibromide)	ug/L	1.0 U	--	--	--	--	--	--	1.0 U
1,2-Dichlorobenzene	ug/L	1.0 U	--	--	--	--	--	--	1.0 U
1,3-Dichlorobenzene	ug/L	1.0 U	--	--	--	--	--	--	1.0 U
1,4-Dichlorobenzene	ug/L	1.0 U	--	--	--	--	--	--	1.0 U
Dichlorodifluoromethane (CFC-12)	ug/L	1.0 U	--	--	--	--	--	--	1.0 U
1,1-Dichloroethane	ug/L	1.0 U	U	1 U	1 U D 1 U	--	U	U	1.0 U
1,2-Dichloroethane	ug/L	1.0 U	U	1 U	1 U D 1 U	--	U	U	1.0 U
1,2-Dichloroethene (total)	ug/L	--	U	1 U	1 U D 1 U	--	U	--	--
1,1-Dichloroethene	ug/L	1.0 U	U	1 U	1 U D 1 U	--	U	U	1.0 U
cis-1,2-Dichloroethene	ug/L	9.9	U	1 U	1 U D 1 U	--	U	U	1.0 U
trans-1,2-Dichloroethene	ug/L	2.1	U	1 U	1 U D 1 U	--	U	U	1.0 U
1,2-Dichloropropane	ug/L	1.0 U	--	1 U	1 U D 1 U	--	--	--	1.0 U
cis-1,3-Dichloropropene	ug/L	1.0 U	--	1 U	1 U D 1 U	--	--	--	1.0 U
trans-1,3-Dichloropropene	ug/L	1.0 U	--	1 U	1 U D 1 U	--	--	--	1.0 U
Ethylbenzene	ug/L	1.0 U	U	1 U	1 U D 1 U	--	U	U	1.0 U
2-Hexanone	ug/L	10 U	U	50 U	50 U D 50 U	--	U	U	50 UJ
Isopropyl benzene	ug/L	1.0 U	--	--	--	--	--	--	5.0 U
Methyl acetate	ug/L	10 U	--	--	--	--	--	--	10 U
Methyl cyclohexane	ug/L	1.0 U	--	--	--	--	--	--	1.0 U
Methyl tert butyl ether (MTBE)	ug/L	1.0 U	--	--	--	--	--	--	5.0 U
4-Methyl-2-pentanone (Methyl isobutyl ketone) (MIBK)	ug/L	10 U	--	50 U	50 U D 50 U	--	--	--	50 U
Methylene chloride	ug/L	1.0 U	U	1 U	1 U D 1 U	--	U	U	5.0 U
Styrene	ug/L	1.0 U	--	1 U	1 U D 1 U	--	--	--	1.0 U
VOCs (Continued)									

APPENDIX G.3

GROUNDWATER QUALITY DATA
RFI REPORT
FORMER MANUAL TRANSMISSIONS OF MUNCIE FACILITY
MUNCIE, INDIANA

AOI		*AOI 36*	*AOI 36*	*AOI 36*	*AOI 36*	*AOI 36*	*AOI 36*	*AOI 36*	*AOI 36*
Sample Location		*MW-35*	*MW-36*	*MW-36*	*MW-36*	*MW-36*	*MW-36*	*MW-36*	*MW-36*
Sample Identification		*GW-017324-050714-SM-037*	*MW-36*	*MW-36*	*MW-36*	*MW-36*	*MW-36*	*MW-36*	*GW-17330-101002-EH-033*
Sample Date		*5/7/2014*	*7/27/1999*	*8/5/1999*	*9/14/1999*	*9/14/1999*	*10/1/2000*	*3/28/2001*	*10/10/2002*
Sample Depth		-	-	-	-	-	-	-	-
Sample Depth									
	Units								
1,1,2,2-Tetrachloroethane	ug/L	1.0 U	--	1 U	1 U D 1 U	--	--	--	1.0 U
Tetrachloroethene	ug/L	**7.5**[a]	U	1 U	1 U D 1 U	--	U	U	1.0 U
Toluene	ug/L	1.0 U	U	1 U	1 U D 1 U	--	U	U	1.0 U
1,2,4-Trichlorobenzene	ug/L	1.0 U	--	--	--	--	--	--	5.0 U
1,1,1-Trichloroethane	ug/L	1.0 U	U	1 U	1 U D 1 U	--	U	U	1.0 U
1,1,2-Trichloroethane	ug/L	1.0 U	--	1 U	1 U D 1 U	--	--	--	1.0 U
Trichloroethene	ug/L	4.4	U	1 U	1 U D 1 U	--	U	U	1.0 U
Trichlorofluoromethane (CFC-11)	ug/L	1.0 U	--	--	--	--	--	--	1.0 U
Trifluorotrichloroethane (Freon 113)	ug/L	1.0 U	--	--	--	--	--	--	1.0 U
Vinyl acetate	ug/L	--	--	50 U	10 U D 10 U	--	--	--	--
Vinyl chloride	ug/L	1.0 U	U	1 U	1 U D 1 U	--	U	U	1.0 U
Xylenes (total)	ug/L	2.0 U	U	3 U	3 U D 3 U	--	U	U	3.0 U
Semi-Volatile Organic Compounds (SVOCs)									
Acenaphthene	ug/L	--	--	--	--	--	--	--	--
Acenaphthylene	ug/L	--	--	--	--	--	--	--	--
Acetonitrile	ug/L	--	--	--	--	--	--	--	--
Acetophenone	ug/L	--	--	--	--	--	--	--	--
2-Acetylaminofluorene	ug/L	--	--	--	--	--	--	--	--
Acrolein	ug/L	--	--	--	--	--	--	--	--
Acrylonitrile	ug/L	--	--	--	--	--	--	--	--
Allyl chloride	ug/L	--	--	--	--	--	--	--	--
4-Aminobiphenyl	ug/L	--	--	--	--	--	--	--	--
Aniline	ug/L	--	--	--	--	--	--	--	--
Anthracene	ug/L	--	--	--	--	--	--	--	--
Aramite	ug/L	--	--	--	--	--	--	--	--
Atrazine	ug/L	--	--	--	--	--	--	--	--
Benzaldehyde	ug/L	--	--	--	--	--	--	--	--
Benzidine	ug/L	--	--	--	--	--	--	--	--
Benzo(a)anthracene	ug/L	--	--	--	--	--	--	--	--
Benzo(a)pyrene	ug/L	--	--	--	--	--	--	--	--
Benzo(b)fluoranthene	ug/L	--	--	--	--	--	--	--	--
Benzo(g,h,i)perylene	ug/L	--	--	--	--	--	--	--	--
Benzo(k)fluoranthene	ug/L	--	--	--	--	--	--	--	--
Benzoic acid	ug/L	--	--	--	--	--	--	--	--
Benzyl alcohol	ug/L	--	--	--	--	--	--	--	--
Biphenyl (1,1-Biphenyl)	ug/L	--	--	--	--	--	--	--	--
4-Bromophenyl phenyl ether	ug/L	--	--	--	--	--	--	--	--
Butyl benzylphthalate (BBP)	ug/L	--	--	--	--	--	--	--	--
Caprolactam	ug/L	--	--	--	--	--	--	--	--
Carbazole	ug/L	--	--	--	--	--	--	--	--
4-Chloro-3-methylphenol	ug/L	--	--	--	--	--	--	--	--
4-Chloroaniline	ug/L	--	--	--	--	--	--	--	--
Chlorobenzilate	ug/L	--	--	--	--	--	--	--	--
bis(2-Chloroethoxy)methane	ug/L	--	--	--	--	--	--	--	--
bis(2-Chloroethyl)ether	ug/L	--	--	--	--	--	--	--	--

APPENDIX G.3

GROUNDWATER QUALITY DATA
RFI REPORT
FORMER MANUAL TRANSMISSIONS OF MUNCIE FACILITY
MUNCIE, INDIANA

AOI		*AOI 36*	*AOI 36*	*AOI 36*	*AOI 36*	*AOI 36*	*AOI 36*	*AOI 36*	*AOI 36*
Sample Location		*MW-35*	*MW-36*	*MW-36*	*MW-36*	*MW-36*	*MW-36*	*MW-36*	*MW-36*
Sample Identification		*GW-017324-050714-SM-037*	*MW-36*	*MW-36*	*MW-36*	*MW-36*	*MW-36*	*MW-36*	*GW-17330-101002-EH-033*
Sample Date		*5/7/2014*	*7/27/1999*	*8/5/1999*	*9/14/1999*	*9/14/1999*	*10/1/2000*	*3/28/2001*	*10/10/2002*
Sample Depth		-	-	-	-	-	-	-	-
Sample Depth									
	Units								
2-Chloronaphthalene	ug/L	--	--	--	--	--	--	--	--
2-Chlorophenol	ug/L	--	--	--	--	--	--	--	--
4-Chlorophenyl phenyl ether	ug/L	--	--	--	--	--	--	--	--
Chloroprene	ug/L	--	--	--	--	--	--	--	--
Chrysene	ug/L	--	--	--	--	--	--	--	--
Cresol isomers	ug/L	--	--	--	--	--	--	--	--
Diallate	ug/L	--	--	--	--	--	--	--	--
Dibenz(a,h)anthracene	ug/L	--	--	--	--	--	--	--	--
Dibenzofuran	ug/L	--	--	--	--	--	--	--	--
Dibromochloromethane	ug/L	--	U	1 U	1 U D 1 U	--	U	U	--
Dibromomethane	ug/L	--	--	--	--	--	--	--	--
trans-1,4-Dichloro-2-butene	ug/L	--	--	--	--	--	--	--	--
3,3'-Dichlorobenzidine	ug/L	--	--	--	--	--	--	--	--
2,4-Dichlorophenol	ug/L	--	--	--	--	--	--	--	--
2,6-Dichlorophenol	ug/L	--	--	--	--	--	--	--	--
Diethyl phthalate	ug/L	--	--	--	--	--	--	--	--
Dimethoate	ug/L	--	--	--	--	--	--	--	--
Dimethyl phthalate	ug/L	--	--	--	--	--	--	--	--
p-Dimethylaminoazobenzene A	ug/L	--	--	--	--	--	--	--	--
7,12-Dimethylbenz(a)anthracene	ug/L	--	--	--	--	--	--	--	--
3,3-Dimethylbenzidine	ug/L	--	--	--	--	--	--	--	--
a,a-Dimethylphenethylamine	ug/L	--	--	--	--	--	--	--	--
2,4-Dimethylphenol	ug/L	--	--	--	--	--	--	--	--
Di-n-butylphthalate (DBP)	ug/L	--	--	--	--	--	--	--	--
4,6-Dinitro-2-methylphenol	ug/L	--	--	--	--	--	--	--	--
Dinitrobenzene, NOS	ug/L	--	--	--	--	--	--	--	--
2,4-Dinitrophenol	ug/L	--	--	--	--	--	--	--	--
2,4-Dinitrotoluene	ug/L	--	--	--	--	--	--	--	--
2,6-Dinitrotoluene	ug/L	--	--	--	--	--	--	--	--
Di-n-octyl phthalate (DnOP)	ug/L	--	--	--	--	--	--	--	--
1,4-Dioxane	ug/L	--	--	--	--	--	--	--	--
Diphenylamine	ug/L	--	--	--	--	--	--	--	--
1,2-Diphenylhydrazine	ug/L	--	--	--	--	--	--	--	--
Disulfoton	ug/L	--	--	--	--	--	--	--	--

APPENDIX G.3

GROUNDWATER QUALITY DATA
RFI REPORT
FORMER MANUAL TRANSMISSIONS OF MUNCIE FACILITY
MUNCIE, INDIANA

AOI		*AOI 36*	*AOI 36*	*AOI 36*	*AOI 36*	*AOI 36*	*AOI 36*	*AOI 36*	*AOI 36*
Sample Location		*MW-35*	*MW-36*	*MW-36*	*MW-36*	*MW-36*	*MW-36*	*MW-36*	*MW-36*
Sample Identification		*GW-017324-050714-SM-037*	*MW-36*	*MW-36*	*MW-36*	*MW-36*	*MW-36*	*MW-36*	*GW-17330-101002-EH-033*
Sample Date		*5/7/2014*	*7/27/1999*	*8/5/1999*	*9/14/1999*	*9/14/1999*	*10/1/2000*	*3/28/2001*	*10/10/2002*
Sample Depth		*-*	*-*	*-*	*-*	*-*	*-*	*-*	*-*
Sample Depth									
	Units								
SVOCs (Continued)									
Ethyl methacrylate	ug/L	--	--	--	--	--	--	--	--
Ethyl methanesulfonate	ug/L	--	--	--	--	--	--	--	--
bis(2-Ethylhexyl)phthalate (DEHP)	ug/L	--	--	--	--	--	--	--	--
Famphur	ug/L	--	--	--	--	--	--	--	--
Fluoranthene	ug/L	--	--	--	--	--	--	--	--
Fluorene	ug/L	--	--	--	--	--	--	--	--
Hexachlorobenzene	ug/L	--	--	--	--	--	--	--	--
Hexachlorobutadiene	ug/L	--	--	--	--	--	--	--	--
Hexachlorocyclopentadiene	ug/L	--	--	--	--	--	--	--	--
Hexachloroethane	ug/L	--	--	--	--	--	--	--	--
Hexachlorophene A	ug/L	--	--	--	--	--	--	--	--
Hexachloropropene	ug/L	--	--	--	--	--	--	--	--
Indeno(1,2,3-cd)pyrene	ug/L	--	--	--	--	--	--	--	--
Iodomethane	ug/L	--	--	--	--	--	--	--	--
Isodrin	ug/L	--	--	--	--	--	--	--	--
Isophorone	ug/L	--	--	--	--	--	--	--	--
Isosafrole	ug/L	--	--	--	--	--	--	--	--
Kepone	ug/L	--	--	--	--	--	--	--	--
Methapyrilene	ug/L	--	--	--	--	--	--	--	--
Methyl acrylonitrile	ug/L	--	--	--	--	--	--	--	--
Methyl methacrylate	ug/L	--	--	--	--	--	--	--	--
Methyl methanesulfonate	ug/L	--	--	--	--	--	--	--	--
Methyl parathion	ug/L	--	--	--	--	--	--	--	--
3-Methylcholanthrene	ug/L	--	--	--	--	--	--	--	--
2-Methylnaphthalene	ug/L	--	--	--	--	--	--	--	--
2-Methylphenol	ug/L	--	--	--	--	--	--	--	--
3&4-Methylphenol	ug/L	--	--	--	--	--	--	--	--
4-Methylphenol	ug/L	--	--	--	--	--	--	--	--
Naphthalene	ug/L	--	--	--	--	--	--	--	--
1,4-Naphthoquinone	ug/L	--	--	--	--	--	--	--	--
1-Naphthylamine	ug/L	--	--	--	--	--	--	--	--
2-Naphthylamine	ug/L	--	--	--	--	--	--	--	--
2-Nitroaniline	ug/L	--	--	--	--	--	--	--	--
3-Nitroaniline	ug/L	--	--	--	--	--	--	--	--
4-Nitroaniline	ug/L	--	--	--	--	--	--	--	--
Nitrobenzene	ug/L	--	--	--	--	--	--	--	--
2-Nitrophenol	ug/L	--	--	--	--	--	--	--	--
4-Nitrophenol	ug/L	--	--	--	--	--	--	--	--
4-Nitroquinoline-N-oxide	ug/L	--	--	--	--	--	--	--	--
N-Nitrosodi-n-butylamine	ug/L	--	--	--	--	--	--	--	--
N-Nitrosodi-n-propylamine	ug/L	--	--	--	--	--	--	--	--
N-Nitrosodiphenylamine	ug/L	--	--	--	--	--	--	--	--
N-Nitrosodiethylamine	ug/L	--	--	--	--	--	--	--	--
N-Nitrosodimethylamine	ug/L	--	--	--	--	--	--	--	--
N-Nitrosomethylethylamine	ug/L	--	--	--	--	--	--	--	--

APPENDIX G.3

GROUNDWATER QUALITY DATA
RFI REPORT
FORMER MANUAL TRANSMISSIONS OF MUNCIE FACILITY
MUNCIE, INDIANA

AOI		*AOI 36*	*AOI 36*	*AOI 36*	*AOI 36*	*AOI 36*	*AOI 36*	*AOI 36*	*AOI 36*
Sample Location		*MW-35*	*MW-36*	*MW-36*	*MW-36*	*MW-36*	*MW-36*	*MW-36*	*MW-36*
Sample Identification		*GW-017324-050714-SM-037*	*MW-36*	*MW-36*	*MW-36*	*MW-36*	*MW-36*	*MW-36*	*GW-17330-101002-EH-033*
Sample Date		*5/7/2014*	*7/27/1999*	*8/5/1999*	*9/14/1999*	*9/14/1999*	*10/1/2000*	*3/28/2001*	*10/10/2002*
Sample Depth		*-*	*-*	*-*	*-*	*-*	*-*	*-*	*-*
Sample Depth									
	Units								
SVOCs (Continued)									
N-Nitrosomorpholine	ug/L	--	--	--	--	--	--	--	--
N-Nitrosopiperidine	ug/L	--	--	--	--	--	--	--	--
N-Nitrosopyrrolidine	ug/L	--	--	--	--	--	--	--	--
2,2'-Oxybis(1-chloropropane) (bis(2-Chloroisopropyl) ether)	ug/L	--	--	--	--	--	--	--	--
Pentachlorobenzene	ug/L	--	--	--	--	--	--	--	--
Pentachloroethane	ug/L	--	--	--	--	--	--	--	--
Pentachloronitrobenzene	ug/L	--	--	--	--	--	--	--	--
Pentachlorophenol	ug/L	--	--	--	--	--	--	--	--
Phenacetin	ug/L	--	--	--	--	--	--	--	--
Phenanthrene	ug/L	--	--	--	--	--	--	--	--
Phenol	ug/L	--	--	--	--	--	--	--	--
p-Phenylenediamine	ug/L	--	--	--	--	--	--	--	--
Phorate	ug/L	--	--	--	--	--	--	--	--
2-Picoline	ug/L	--	--	--	--	--	--	--	--
Pronamide	ug/L	--	--	--	--	--	--	--	--
Propionitrile (ethyl cyanide)	ug/L	--	--	--	--	--	--	--	--
Pyrene	ug/L	--	--	--	--	--	--	--	--
Pyridine	ug/L	--	--	--	--	--	--	--	--
Safrole	ug/L	--	--	--	--	--	--	--	--
1,2,4,5-Tetrachlorobenzene	ug/L	--	--	--	--	--	--	--	--
1,1,1,2-Tetrachloroethane	ug/L	--	--	--	--	--	--	--	--
2,3,4,6-Tetrachlorophenol	ug/L	--	--	--	--	--	--	--	--
Thionazin (O,O-diethyl-O-2-pyrazinyl phosphorothioate)	ug/L	--	--	--	--	--	--	--	--
o-Toluidine A	ug/L	--	--	--	--	--	--	--	--
5-Nitro-2-toluidine	ug/L	--	--	--	--	--	--	--	--
2,4,5-Trichlorophenol	ug/L	--	--	--	--	--	--	--	--
2,4,6-Trichlorophenol	ug/L	--	--	--	--	--	--	--	--
1,2,3-Trichloropropane	ug/L	--	--	--	--	--	--	--	--
0,0,0-Triethylphosphorothioate	ug/L	--	--	--	--	--	--	--	--
1,3,5-Trinitrobenzene	ug/L	--	--	--	--	--	--	--	--
PCBs									
Aroclor-1016 (PCB-1016)	ug/L	--	--	--	--	--	--	--	--
Aroclor-1221 (PCB-1221)	ug/L	--	--	--	--	--	--	--	--
Aroclor-1232 (PCB-1232)	ug/L	--	--	--	--	--	--	--	--
Aroclor-1242 (PCB-1242)	ug/L	--	--	--	--	--	--	--	--
Aroclor-1248 (PCB-1248)	ug/L	--	--	--	--	--	--	--	--
Aroclor-1254 (PCB-1254)	ug/L	--	--	--	--	--	--	--	--
Aroclor-1260 (PCB-1260)	ug/L	--	--	--	--	--	--	--	--
Total PCBs	ug/L	--	--	--	--	--	--	--	--
Total Petroleum Hydrocarbons (TPH)									
Total Petroleum Hydrocarbons - Purgeable (GRO)	ug/L	--	--	--	--	--	--	--	--

APPENDIX G.3

GROUNDWATER QUALITY DATA
RFI REPORT
FORMER MANUAL TRANSMISSIONS OF MUNCIE FACILITY
MUNCIE, INDIANA

AOI		*AOI 36*	*AOI 36*	*AOI 36*	*AOI 36*	*AOI 36*	*AOI 36*	*AOI 36*	*AOI 36*
Sample Location		*MW-35*	*MW-36*	*MW-36*	*MW-36*	*MW-36*	*MW-36*	*MW-36*	*MW-36*
Sample Identification		*GW-017324-050714-SM-037*	*MW-36*	*MW-36*	*MW-36*	*MW-36*	*MW-36*	*MW-36*	*GW-17330-101002-EH-033*
Sample Date		*5/7/2014*	*7/27/1999*	*8/5/1999*	*9/14/1999*	*9/14/1999*	*10/1/2000*	*3/28/2001*	*10/10/2002*
Sample Depth		*-*	*-*	*-*	*-*	*-*	*-*	*-*	*-*
Sample Depth									
	Units								
Metals									
Aluminum	ug/L	--	--	--	--	--	--	--	--
Antimony	ug/L	--	--	--	--	--	--	--	--
Arsenic	ug/L	--	--	--	--	--	--	--	--
Arsenic (dissolved)	ug/L	--	--	--	--	--	--	--	--
Barium	ug/L	--	--	--	--	--	--	--	--
Barium (dissolved)	ug/L	--	--	--	--	--	--	--	--
Beryllium	ug/L	--	--	--	--	--	--	--	--
Cadmium	ug/L	--	--	--	--	--	--	--	--
Cadmium (dissolved)	ug/L	--	--	--	--	--	--	--	--
Calcium	ug/L	--	--	--	--	--	--	--	--
Calcium (dissolved)	ug/L	--	--	--	--	--	--	--	--
Chromium	ug/L	--	--	--	--	--	--	--	--
Chromium (dissolved)	ug/L	--	--	--	--	--	--	--	--
Cobalt	ug/L	--	--	--	--	--	--	--	--
Copper	ug/L	--	--	--	--	--	--	--	--
Copper (dissolved)	ug/L	--	--	--	--	--	--	--	--
Iron	ug/L	--	--	--	--	--	--	--	--
Iron (dissolved)	ug/L	--	--	--	--	--	--	--	--
Lead	ug/L	--	--	--	--	--	--	--	--
Lead (dissolved)	ug/L	--	--	--	--	--	--	--	--
Magnesium	ug/L	--	--	--	--	--	--	--	--
Magnesium (dissolved)	ug/L	--	--	--	--	--	--	--	--
Manganese	ug/L	--	--	--	--	--	--	--	--
Manganese (dissolved)	ug/L	--	--	--	--	--	--	--	--
Mercury	ug/L	--	--	--	--	--	--	--	--
Mercury (dissolved)	ug/L	--	--	--	--	--	--	--	--
Nickel	ug/L	--	--	--	--	--	--	--	--
Nickel (dissolved)	ug/L	--	--	--	--	--	--	--	--
Potassium	ug/L	--	--	--	--	--	--	--	--
Selenium	ug/L	--	--	--	--	--	--	--	--
Selenium (dissolved)	ug/L	--	--	--	--	--	--	--	--
Silver	ug/L	--	--	--	--	--	--	--	--
Silver (dissolved)	ug/L	--	--	--	--	--	--	--	--
Sodium	ug/L	--	--	--	--	--	--	--	--
Thallium	ug/L	--	--	--	--	--	--	--	--
Vanadium	ug/L	--	--	--	--	--	--	--	--
Zinc	ug/L	--	--	--	--	--	--	--	--
Zinc (dissolved)	ug/L	--	--	--	--	--	--	--	--

APPENDIX G.3

GROUNDWATER QUALITY DATA
RFI REPORT
FORMER MANUAL TRANSMISSIONS OF MUNCIE FACILITY
MUNCIE, INDIANA

AOI		***AOI 36***	***AOI 36***	***AOI 36***	***AOI 36***	***AOI 36***	***AOI 36***	***AOI 36***	***AOI 36***
Sample Location		***MW-35***	***MW-36***	***MW-36***	***MW-36***	***MW-36***	***MW-36***	***MW-36***	***MW-36***
Sample Identification		***GW-017324-050714-SM-037***	***MW-36***	***MW-36***	***MW-36***	***MW-36***	***MW-36***	***MW-36***	***GW-17330-101002-EH-033***
Sample Date		***5/7/2014***	***7/27/1999***	***8/5/1999***	***9/14/1999***	***9/14/1999***	***10/1/2000***	***3/28/2001***	***10/10/2002***
Sample Depth		***-***	***-***	***-***	***-***	***-***	***-***	***-***	***-***
Sample Depth									
	Units								
Gas									
Ethane	ug/L	--	--	--	--	--	--	--	--
Ethene	ug/L	--	--	--	--	--	--	--	--
Methane	ug/L	--	--	--	--	--	--	--	--
General Chemistry									
Alkalinity, bicarbonate	ug/L	--	--	--	--	--	--	--	--
Alkalinity, carbonate	ug/L	--	--	--	--	--	--	--	--
Bicarbonate (as CaCO3)	ug/L	--	--	--	--	--	--	--	--
Chloride	ug/L	--	--	--	--	--	--	--	--
Dissolved organic carbon (DOC)	ug/L	--	--	--	--	--	--	--	--
Hardness	ug/L	--	--	--	--	--	--	--	--
Hardness, carbonate	ug/L	--	--	--	--	--	--	--	--
Nitrate (as N)	ug/L	--	--	--	--	--	--	--	--
Nitrite (as N)	ug/L	--	--	--	--	--	--	--	--
pH	s.u.	--	--	--	--	--	--	--	--
Sulfate	ug/L	--	--	--	--	--	--	--	--
Sulfide	ug/L	--	--	--	--	--	--	--	--
Total dissolved solids (TDS)	ug/L	--	--	--	--	--	--	--	--
Total organic carbon (TOC)	ug/L	--	--	--	--	--	--	--	--

Notes

ug/L - Micrograms per litre
"-" - No value
U - Not detected at the associated reporting limit
J - Estimated concentration
UJ - Not detected; associated reporting limit is estimated
R - Rejected
s.u. - Standard units
nc - No criteria
ND - Non Detect (calculation)
BOLD[abc] Concentration exceeds associated screening level
IDEM Appendix A: Screening Levels Remedation Closure Guide - March 25, 2014
a - Exceeds IDEM residential tap screening levels
b - Exceeds IDEM residential vapor exposure screening levels
c - Exceeds IDEM commercial/industrial vapor screening levels

APPENDIX G.3

GROUNDWATER QUALITY DATA
RFI REPORT
FORMER MANUAL TRANSMISSIONS OF MUNCIE FACILITY
MUNCIE, INDIANA

AOI		*AOI 36*	*AOI 36*	*AOI 36*	*AOI 36*	*AOI 36*
Sample Location		*MW-36*	*MW-36*	*MW-36*	*MW-36*	*MW-36*
Sample Identification		*GW-072304-MR-030*	*GW-017330-042905-TP-029*	*GW-017330-042905-TP-030*	*GW-017330-102005-MM-021*	*GW-017330-051106-NH-027*
Sample Date		*7/23/2004*	*4/29/2005*	*4/29/2005*	*10/20/2005*	*5/11/2006*
Sample Depth		-	-	-	-	-
Sample Depth						
	Units					
Volatile Organic Compounds (VOCs)						
Acetone	ug/L	10 U	10 U	10 U	10 UJ	10 U
Benzene	ug/L	1.0 U	1.0 U	1.0 U	1.0 U	1 U
Bromodichloromethane	ug/L	1.0 U	1.0 U	1.0 U	1.0 U	1 U
Bromoform	ug/L	1.0 U	1.0 U	1.0 U	1.0 UJ	1 U
Bromomethane (Methyl bromide)	ug/L	1.0 U	1.0 U	1.0 U	1.0 UJ	1 U
2-Butanone (Methyl ethyl ketone) (MEK)	ug/L	10 U	10 U	10 U	10 U	10 U
Carbon disulfide	ug/L	1.0 U	1.0 U	1.0 U	1.0 U	1 U
Carbon tetrachloride	ug/L	1.0 U	1.0 U	1.0 U	1.0 U	1 U
Chlorobenzene	ug/L	1.0 U	1.0 U	1.0 U	1.0 U	1 U
Chloroethane	ug/L	1.0 U	1.0 U	1.0 U	1.0 U	1 U
2-Chloroethyl vinyl ether	ug/L	--	--	--	--	--
Chloroform (Trichloromethane)	ug/L	1.0 U	1.0 U	1.0 U	1.0 U	1 U
Chloromethane (Methyl chloride)	ug/L	1.0 U	1.0 U	1.0 U	1.0 UJ	1 U
Cyclohexane	ug/L	1.0 U	1.0 U	1.0 U	1.0 U	--
1,2-Dibromo-3-chloropropane (DBCP)	ug/L	2.0 U	2.0 U	2.0 U	2.0 UJ	--
Dibromochloromethane	ug/L	1.0 U	1.0 U	1.0 U	1.0 UJ	1 U
1,2-Dibromoethane (Ethylene dibromide)	ug/L	1.0 U	1.0 U	1.0 U	1.0 UJ	--
1,2-Dichlorobenzene	ug/L	1.0 U	1.0 U	1.0 U	1.0 U	--
1,3-Dichlorobenzene	ug/L	1.0 U	1.0 U	1.0 U	1.0 U	--
1,4-Dichlorobenzene	ug/L	1.0 U	1.0 U	1.0 U	1.0 U	--
Dichlorodifluoromethane (CFC-12)	ug/L	1.0 U	1.0 U	1.0 U	1.0 U	--
1,1-Dichloroethane	ug/L	1.0 U	1.0 U	1.0 U	1.0 U	1 U
1,2-Dichloroethane	ug/L	1.0 U	1.0 U	1.0 U	1.0 U	1 U
1,2-Dichloroethene (total)	ug/L	--	--	--	--	--
1,1-Dichloroethene	ug/L	1.0 U	1.0 U	1.0 U	1.0 U	1 U
cis-1,2-Dichloroethene	ug/L	0.27 J	0.39 J	0.43 J	1.0 U	1 U
trans-1,2-Dichloroethene	ug/L	1.0 U	0.30 J	0.33 J	1.0 U	1 U
1,2-Dichloropropane	ug/L	1.0 U	1.0 U	1.0 U	1.0 U	1 U
cis-1,3-Dichloropropene	ug/L	1.0 U	1.0 U	1.0 U	1.0 U	1 U
trans-1,3-Dichloropropene	ug/L	1.0 U	1.0 U	1.0 U	1.0 UJ	1 U
Ethylbenzene	ug/L	1.0 U	1.0 U	1.0 U	1.0 U	1 U
2-Hexanone	ug/L	10 U	10 U	10 U	10 U	10 U
Isopropyl benzene	ug/L	1.0 U	1.0 U	1.0 U	1.0 U	--
Methyl acetate	ug/L	10 U	10 U	10 U	10 U	--
Methyl cyclohexane	ug/L	1.0 U	1.0 U	1.0 U	1.0 U	--
Methyl tert butyl ether (MTBE)	ug/L	5.0 U	5.0 U	5.0 U	5.0 U	--
4-Methyl-2-pentanone (Methyl isobutyl ketone) (MIBK)	ug/L	10 U	10 U	10 U	10 U	10 U
Methylene chloride	ug/L	1.0 U	1.0 U	1.0 U	1.0 UJ	1 UJ
Styrene	ug/L	1.0 U	1.0 U	1.0 U	1.0 U	1 U
VOCs (Continued)						

APPENDIX G.3

GROUNDWATER QUALITY DATA
RFI REPORT
FORMER MANUAL TRANSMISSIONS OF MUNCIE FACILITY
MUNCIE, INDIANA

AOI		*AOI 36*	*AOI 36*	*AOI 36*	*AOI 36*	*AOI 36*
Sample Location		*MW-36*	*MW-36*	*MW-36*	*MW-36*	*MW-36*
Sample Identification		*GW-072304-MR-030*	*GW-017330-042905-TP-029*	*GW-017330-042905-TP-030*	*GW-017330-102005-MM-021*	*GW-017330-051106-NH-027*
Sample Date		*7/23/2004*	*4/29/2005*	*4/29/2005*	*10/20/2005*	*5/11/2006*
Sample Depth		-	-	-	-	-
Sample Depth						
	Units					
1,1,2,2-Tetrachloroethane	ug/L	1.0 U	1.0 U	1.0 U	1.0 U	1 U
Tetrachloroethene	ug/L	0.98 J	1.0 U	1.0 U	3.8	1 U
Toluene	ug/L	1.0 U	1.0 U	1.0 U	1.0 U	1 U
1,2,4-Trichlorobenzene	ug/L	1.0 U	1.0 U	1.0 U	1.0 U	--
1,1,1-Trichloroethane	ug/L	1.0 U	1.0 U	1.0 U	1.0 U	1 U
1,1,2-Trichloroethane	ug/L	1.0 U	1.0 U	1.0 U	1.0 U	1 U
Trichloroethene	ug/L	2.0	**5.2**[a]	**5.4**[a]	0.34 J	2.2 U
Trichlorofluoromethane (CFC-11)	ug/L	1.0 U	1.0 U	1.0 U	1.0 U	--
Trifluorotrichloroethane (Freon 113)	ug/L	1.0 U	1.0 U	1.0 U	1.0 U	--
Vinyl acetate	ug/L	--	--	--	--	--
Vinyl chloride	ug/L	1.0 U	1.0 U	1.0 U	1.0 U	1 U
Xylenes (total)	ug/L	2.0 U	2.0 U	2.0 U	2.0 U	2 U
Semi-Volatile Organic Compounds (SVOCs)						
Acenaphthene	ug/L	--	--	--	--	0.2 U
Acenaphthylene	ug/L	--	--	--	--	0.2 U
Acetonitrile	ug/L	--	--	--	--	--
Acetophenone	ug/L	--	--	--	--	1 U
2-Acetylaminofluorene	ug/L	--	--	--	--	--
Acrolein	ug/L	--	--	--	--	--
Acrylonitrile	ug/L	--	--	--	--	--
Allyl chloride	ug/L	--	--	--	--	--
4-Aminobiphenyl	ug/L	--	--	--	--	--
Aniline	ug/L	--	--	--	--	--
Anthracene	ug/L	--	--	--	--	0.2 U
Aramite	ug/L	--	--	--	--	--
Atrazine	ug/L	--	--	--	--	1 U
Benzaldehyde	ug/L	--	--	--	--	1 U
Benzidine	ug/L	--	--	--	--	--
Benzo(a)anthracene	ug/L	--	--	--	--	0.2 U
Benzo(a)pyrene	ug/L	--	--	--	--	0.2 U
Benzo(b)fluoranthene	ug/L	--	--	--	--	0.2 U
Benzo(g,h,i)perylene	ug/L	--	--	--	--	0.2 U
Benzo(k)fluoranthene	ug/L	--	--	--	--	0.2 U
Benzoic acid	ug/L	--	--	--	--	--
Benzyl alcohol	ug/L	--	--	--	--	--
Biphenyl (1,1-Biphenyl)	ug/L	--	--	--	--	1 U
4-Bromophenyl phenyl ether	ug/L	--	--	--	--	2 U
Butyl benzylphthalate (BBP)	ug/L	--	--	--	--	1 U
Caprolactam	ug/L	--	--	--	--	5 U
Carbazole	ug/L	--	--	--	--	1 U
4-Chloro-3-methylphenol	ug/L	--	--	--	--	2 U
4-Chloroaniline	ug/L	--	--	--	--	2 U
Chlorobenzilate	ug/L	--	--	--	--	--
bis(2-Chloroethoxy)methane	ug/L	--	--	--	--	1 U
bis(2-Chloroethyl)ether	ug/L	--	--	--	--	1 U

APPENDIX G.3

GROUNDWATER QUALITY DATA
RFI REPORT
FORMER MANUAL TRANSMISSIONS OF MUNCIE FACILITY
MUNCIE, INDIANA

AOI		*AOI 36*	*AOI 36*	*AOI 36*	*AOI 36*	*AOI 36*
Sample Location		*MW-36*	*MW-36*	*MW-36*	*MW-36*	*MW-36*
Sample Identification		*GW-072304-MR-030*	*GW-017330-042905-TP-029*	*GW-017330-042905-TP-030*	*GW-017330-102005-MM-021*	*GW-017330-051106-NH-027*
Sample Date		*7/23/2004*	*4/29/2005*	*4/29/2005*	*10/20/2005*	*5/11/2006*
Sample Depth		*-*	*-*	*-*	*-*	*-*
Sample Depth						
	Units					
2-Chloronaphthalene	ug/L	--	--	--	--	1 U
2-Chlorophenol	ug/L	--	--	--	--	1 U
4-Chlorophenyl phenyl ether	ug/L	--	--	--	--	2 U
Chloroprene	ug/L	--	--	--	--	--
Chrysene	ug/L	--	--	--	--	0.2 U
Cresol isomers	ug/L	--	--	--	--	--
Diallate	ug/L	--	--	--	--	--
Dibenz(a,h)anthracene	ug/L	--	--	--	--	0.2 U
Dibenzofuran	ug/L	--	--	--	--	1 U
Dibromochloromethane	ug/L	--	--	--	--	--
Dibromomethane	ug/L	--	--	--	--	--
trans-1,4-Dichloro-2-butene	ug/L	--	--	--	--	--
3,3'-Dichlorobenzidine	ug/L	--	--	--	--	5 U
2,4-Dichlorophenol	ug/L	--	--	--	--	2 U
2,6-Dichlorophenol	ug/L	--	--	--	--	--
Diethyl phthalate	ug/L	--	--	--	--	1 U
Dimethoate	ug/L	--	--	--	--	--
Dimethyl phthalate	ug/L	--	--	--	--	1 U
p-Dimethylaminoazobenzene A	ug/L	--	--	--	--	--
7,12-Dimethylbenz(a)anthracene	ug/L	--	--	--	--	--
3,3-Dimethylbenzidine	ug/L	--	--	--	--	--
a,a-Dimethylphenethylamine	ug/L	--	--	--	--	--
2,4-Dimethylphenol	ug/L	--	--	--	--	2 U
Di-n-butylphthalate (DBP)	ug/L	--	--	--	--	1 U
4,6-Dinitro-2-methylphenol	ug/L	--	--	--	--	5 U
Dinitrobenzene, NOS	ug/L	--	--	--	--	--
2,4-Dinitrophenol	ug/L	--	--	--	--	5 U
2,4-Dinitrotoluene	ug/L	--	--	--	--	5 U
2,6-Dinitrotoluene	ug/L	--	--	--	--	5 U
Di-n-octyl phthalate (DnOP)	ug/L	--	--	--	--	1 U
1,4-Dioxane	ug/L	--	--	--	--	--
Diphenylamine	ug/L	--	--	--	--	--
1,2-Diphenylhydrazine	ug/L	--	--	--	--	--
Disulfoton	ug/L	--	--	--	--	--

APPENDIX G.3

GROUNDWATER QUALITY DATA
RFI REPORT
FORMER MANUAL TRANSMISSIONS OF MUNCIE FACILITY
MUNCIE, INDIANA

AOI		*AOI 36*	*AOI 36*	*AOI 36*	*AOI 36*	*AOI 36*
Sample Location		*MW-36*	*MW-36*	*MW-36*	*MW-36*	*MW-36*
Sample Identification		*GW-072304-MR-030*	*GW-017330-042905-TP-029*	*GW-017330-042905-TP-030*	*GW-017330-102005-MM-021*	*GW-017330-051106-NH-027*
Sample Date		*7/23/2004*	*4/29/2005*	*4/29/2005*	*10/20/2005*	*5/11/2006*
Sample Depth		*-*	*-*	*-*	*-*	*-*
Sample Depth						
	Units					
SVOCs (Continued)						
Ethyl methacrylate	ug/L	--	--	--	--	--
Ethyl methanesulfonate	ug/L	--	--	--	--	--
bis(2-Ethylhexyl)phthalate (DEHP)	ug/L	--	--	--	--	1 U
Famphur	ug/L	--	--	--	--	--
Fluoranthene	ug/L	--	--	--	--	0.2 U
Fluorene	ug/L	--	--	--	--	0.2 U
Hexachlorobenzene	ug/L	--	--	--	--	0.2 U
Hexachlorobutadiene	ug/L	--	--	--	--	1 U
Hexachlorocyclopentadiene	ug/L	--	--	--	--	10 U
Hexachloroethane	ug/L	--	--	--	--	1 U
Hexachlorophene A	ug/L	--	--	--	--	--
Hexachloropropene	ug/L	--	--	--	--	--
Indeno(1,2,3-cd)pyrene	ug/L	--	--	--	--	0.2 U
Iodomethane	ug/L	--	--	--	--	--
Isodrin	ug/L	--	--	--	--	--
Isophorone	ug/L	--	--	--	--	1 U
Isosafrole	ug/L	--	--	--	--	--
Kepone	ug/L	--	--	--	--	--
Methapyrilene	ug/L	--	--	--	--	--
Methyl acrylonitrile	ug/L	--	--	--	--	--
Methyl methacrylate	ug/L	--	--	--	--	--
Methyl methanesulfonate	ug/L	--	--	--	--	--
Methyl parathion	ug/L	--	--	--	--	--
3-Methylcholanthrene	ug/L	--	--	--	--	--
2-Methylnaphthalene	ug/L	--	--	--	--	0.2 U
2-Methylphenol	ug/L	--	--	--	--	1 U
3&4-Methylphenol	ug/L	--	--	--	--	--
4-Methylphenol	ug/L	--	--	--	--	1 U
Naphthalene	ug/L	--	--	--	--	0.2 U
1,4-Naphthoquinone	ug/L	--	--	--	--	--
1-Naphthylamine	ug/L	--	--	--	--	--
2-Naphthylamine	ug/L	--	--	--	--	--
2-Nitroaniline	ug/L	--	--	--	--	2 U
3-Nitroaniline	ug/L	--	--	--	--	2 U
4-Nitroaniline	ug/L	--	--	--	--	2 U
Nitrobenzene	ug/L	--	--	--	--	1 U
2-Nitrophenol	ug/L	--	--	--	--	2 U
4-Nitrophenol	ug/L	--	--	--	--	5 U
4-Nitroquinoline-N-oxide	ug/L	--	--	--	--	--
N-Nitrosodi-n-butylamine	ug/L	--	--	--	--	--
N-Nitrosodi-n-propylamine	ug/L	--	--	--	--	1 U
N-Nitrosodiphenylamine	ug/L	--	--	--	--	1 U
N-Nitrosodiethylamine	ug/L	--	--	--	--	--
N-Nitrosodimethylamine	ug/L	--	--	--	--	--
N-Nitrosomethylethylamine	ug/L	--	--	--	--	--

APPENDIX G.3

GROUNDWATER QUALITY DATA
RFI REPORT
FORMER MANUAL TRANSMISSIONS OF MUNCIE FACILITY
MUNCIE, INDIANA

AOI		*AOI 36*	*AOI 36*	*AOI 36*	*AOI 36*	*AOI 36*
Sample Location		*MW-36*	*MW-36*	*MW-36*	*MW-36*	*MW-36*
Sample Identification		*GW-072304-MR-030*	*GW-017330-042905-TP-029*	*GW-017330-042905-TP-030*	*GW-017330-102005-MM-021*	*GW-017330-051106-NH-027*
Sample Date		*7/23/2004*	*4/29/2005*	*4/29/2005*	*10/20/2005*	*5/11/2006*
Sample Depth		*-*	*-*	*-*	*-*	*-*
Sample Depth						
	Units					
SVOCs (Continued)						
N-Nitrosomorpholine	ug/L	--	--	--	--	--
N-Nitrosopiperidine	ug/L	--	--	--	--	--
N-Nitrosopyrrolidine	ug/L	--	--	--	--	--
2,2'-Oxybis(1-chloropropane) (bis(2-Chloroisopropyl) ether)	ug/L	--	--	--	--	1 U
Pentachlorobenzene	ug/L	--	--	--	--	--
Pentachloroethane	ug/L	--	--	--	--	--
Pentachloronitrobenzene	ug/L	--	--	--	--	--
Pentachlorophenol	ug/L	--	--	--	--	5 U
Phenacetin	ug/L	--	--	--	--	--
Phenanthrene	ug/L	--	--	--	--	0.2 U
Phenol	ug/L	--	--	--	--	1 U
p-Phenylenediamine	ug/L	--	--	--	--	--
Phorate	ug/L	--	--	--	--	--
2-Picoline	ug/L	--	--	--	--	--
Pronamide	ug/L	--	--	--	--	--
Propionitrile (ethyl cyanide)	ug/L	--	--	--	--	--
Pyrene	ug/L	--	--	--	--	0.2 U
Pyridine	ug/L	--	--	--	--	--
Safrole	ug/L	--	--	--	--	--
1,2,4,5-Tetrachlorobenzene	ug/L	--	--	--	--	--
1,1,1,2-Tetrachloroethane	ug/L	--	--	--	--	--
2,3,4,6-Tetrachlorophenol	ug/L	--	--	--	--	--
Thionazin (O,O-diethyl-O-2-pyrazinyl phosphorothioate)	ug/L	--	--	--	--	--
o-Toluidine A	ug/L	--	--	--	--	--
5-Nitro-2-toluidine	ug/L	--	--	--	--	--
2,4,5-Trichlorophenol	ug/L	--	--	--	--	5 U
2,4,6-Trichlorophenol	ug/L	--	--	--	--	5 U
1,2,3-Trichloropropane	ug/L	--	--	--	--	--
0,0,0-Triethylphosphorothioate	ug/L	--	--	--	--	--
1,3,5-Trinitrobenzene	ug/L	--	--	--	--	--
PCBs						
Aroclor-1016 (PCB-1016)	ug/L	--	--	--	--	--
Aroclor-1221 (PCB-1221)	ug/L	--	--	--	--	--
Aroclor-1232 (PCB-1232)	ug/L	--	--	--	--	--
Aroclor-1242 (PCB-1242)	ug/L	--	--	--	--	--
Aroclor-1248 (PCB-1248)	ug/L	--	--	--	--	--
Aroclor-1254 (PCB-1254)	ug/L	--	--	--	--	--
Aroclor-1260 (PCB-1260)	ug/L	--	--	--	--	--
Total PCBs	ug/L	--	--	--	--	--
Total Petroleum Hydrocarbons (TPH)						
Total Petroleum Hydrocarbons - Purgeable (GRO)	ug/L	--	--	--	--	--

APPENDIX G.3

GROUNDWATER QUALITY DATA
RFI REPORT
FORMER MANUAL TRANSMISSIONS OF MUNCIE FACILITY
MUNCIE, INDIANA

AOI		*AOI 36*	*AOI 36*	*AOI 36*	*AOI 36*	*AOI 36*
Sample Location		*MW-36*	*MW-36*	*MW-36*	*MW-36*	*MW-36*
Sample Identification		*GW-072304-MR-030*	*GW-017330-042905-TP-029*	*GW-017330-042905-TP-030*	*GW-017330-102005-MM-021*	*GW-017330-051106-NH-027*
Sample Date		*7/23/2004*	*4/29/2005*	*4/29/2005*	*10/20/2005*	*5/11/2006*
Sample Depth		*-*	*-*	*-*	*-*	*-*
Sample Depth						
	Units					
Metals						
Aluminum	ug/L	--	--	--	--	--
Antimony	ug/L	--	--	--	--	--
Arsenic	ug/L	--	--	--	--	10 U
Arsenic (dissolved)	ug/L	--	--	--	--	10 U
Barium	ug/L	--	--	--	--	94.5 J
Barium (dissolved)	ug/L	--	--	--	--	90.7 J
Beryllium	ug/L	--	--	--	--	--
Cadmium	ug/L	--	--	--	--	5 U
Cadmium (dissolved)	ug/L	--	--	--	--	5 U
Calcium	ug/L	--	--	--	--	--
Calcium (dissolved)	ug/L	117000	118000	120000	100000	--
Chromium	ug/L	--	--	--	--	10 U
Chromium (dissolved)	ug/L	--	--	--	--	10 U
Cobalt	ug/L	--	--	--	--	--
Copper	ug/L	--	--	--	--	--
Copper (dissolved)	ug/L	--	--	--	--	--
Iron	ug/L	--	--	--	--	--
Iron (dissolved)	ug/L	--	--	--	--	--
Lead	ug/L	--	--	--	--	3 U
Lead (dissolved)	ug/L	--	--	--	--	3 U
Magnesium	ug/L	--	--	--	--	--
Magnesium (dissolved)	ug/L	41600	41600	42100	36200	--
Manganese	ug/L	--	--	--	--	--
Manganese (dissolved)	ug/L	260	290	300	240	--
Mercury	ug/L	--	--	--	--	0.2 U
Mercury (dissolved)	ug/L	--	--	--	--	0.2 U
Nickel	ug/L	--	--	--	--	--
Nickel (dissolved)	ug/L	--	--	--	--	--
Potassium	ug/L	--	--	--	--	--
Selenium	ug/L	--	--	--	--	5 U
Selenium (dissolved)	ug/L	--	--	--	--	5 U
Silver	ug/L	--	--	--	--	10 U
Silver (dissolved)	ug/L	--	--	--	--	10 U
Sodium	ug/L	--	--	--	--	--
Thallium	ug/L	--	--	--	--	--
Vanadium	ug/L	--	--	--	--	--
Zinc	ug/L	--	--	--	--	--
Zinc (dissolved)	ug/L	--	--	--	--	--

APPENDIX G.3

GROUNDWATER QUALITY DATA
RFI REPORT
FORMER MANUAL TRANSMISSIONS OF MUNCIE FACILITY
MUNCIE, INDIANA

AOI		***AOI 36***	***AOI 36***	***AOI 36***	***AOI 36***	***AOI 36***
Sample Location		***MW-36***	***MW-36***	***MW-36***	***MW-36***	***MW-36***
Sample Identification		***GW-072304-MR-030***	***GW-017330-042905-TP-029***	***GW-017330-042905-TP-030***	***GW-017330-102005-MM-021***	***GW-017330-051106-NH-027***
Sample Date		***7/23/2004***	***4/29/2005***	***4/29/2005***	***10/20/2005***	***5/11/2006***
Sample Depth		-	-	-	-	-
Sample Depth						
	Units					
Gas						
Ethane	ug/L	0.50 U	0.50 U	0.50 U	0.50 U	--
Ethene	ug/L	0.50 U	0.50 U	0.50 U	0.50 U	--
Methane	ug/L	0.085 J	0.18 J	0.19 J	0.21 J	--
General Chemistry						
Alkalinity, bicarbonate	ug/L	400000	330000	330000	370000	--
Alkalinity, carbonate	ug/L	15000 J	41000	43000	5600	--
Bicarbonate (as CaCO3)	ug/L	--	--	--	--	--
Chloride	ug/L	34100	27700	28300	32900	--
Dissolved organic carbon (DOC)	ug/L	1000 J	1000	1000	3000	--
Hardness	ug/L	464000	466000	472000	400000	--
Hardness, carbonate	ug/L	--	--	--	--	--
Nitrate (as N)	ug/L	27 J	100 U	100 U	100 U	--
Nitrite (as N)	ug/L	29 J	100 U	100 U	100 U	--
pH	s.u.	--	--	--	--	--
Sulfate	ug/L	48500	40100	40900	55400	--
Sulfide	ug/L	--	--	--	--	--
Total dissolved solids (TDS)	ug/L	--	--	--	--	--
Total organic carbon (TOC)	ug/L	--	--	--	--	--

Notes

ug/L - Micrograms per litre
"-" - No value
U - Not detected at the associated reporting limit
J - Estimated concentration
UJ - Not detected; associated reporting limit is estimated
R - Rejected
s.u. - Standard units
nc - No criteria
ND - Non Detect (calculation)
BOLD[abc] Concentration exceeds associated screening level
IDEM Appendix A: Screening Levels Remedation Closure Guide - March 25, 2014
a - Exceeds IDEM residential tap screening levels
b - Exceeds IDEM residential vapor exposure screening levels
c - Exceeds IDEM commercial/industrial vapor screening levels

APPENDIX G.3

GROUNDWATER QUALITY DATA
RFI REPORT
FORMER MANUAL TRANSMISSIONS OF MUNCIE FACILITY
MUNCIE, INDIANA

AOI		***AOI 36***	***AOI 36***	***AOI 36***
Sample Location		***MW-36***	***MW-36***	***MW-36***
Sample Identification		***GW-017324-111308-NH-019***	***GW-17324-120811-EM-034***	***GW-017324-050514-SM-024***
Sample Date		***11/13/2008***	***12/8/2011***	***5/5/2014***
Sample Depth		***-***	***-***	***-***
Sample Depth				
	Units			
Volatile Organic Compounds (VOCs)				
Acetone	ug/L	10 U	10 U	10 U
Benzene	ug/L	1.0 U	1.0 U	1.0 U
Bromodichloromethane	ug/L	1.0 U	1.0 U	1.0 U
Bromoform	ug/L	1.0 U	1.0 U	1.0 U
Bromomethane (Methyl bromide)	ug/L	1.0 U	1.0 U	1.0 U
2-Butanone (Methyl ethyl ketone) (MEK)	ug/L	10 U	10 U	10 U
Carbon disulfide	ug/L	1.0 U	1.0 U	1.0 U
Carbon tetrachloride	ug/L	1.0 U	1.0 U	1.0 U
Chlorobenzene	ug/L	1.0 U	1.0 U	1.0 U
Chloroethane	ug/L	1.0 U	1.0 U	1.0 U
2-Chloroethyl vinyl ether	ug/L	--	--	--
Chloroform (Trichloromethane)	ug/L	1.0 U	1.0 U	1.0 U
Chloromethane (Methyl chloride)	ug/L	1.0 U	1.0 U	1.0 U
Cyclohexane	ug/L	1.0 U	1.0 U	1.0 U
1,2-Dibromo-3-chloropropane (DBCP)	ug/L	2.0 U	2.0 U	2.0 U
Dibromochloromethane	ug/L	1.0 U	1.0 U	1.0 U
1,2-Dibromoethane (Ethylene dibromide)	ug/L	1.0 U	1.0 U	1.0 U
1,2-Dichlorobenzene	ug/L	1.0 U	1.0 U	1.0 U
1,3-Dichlorobenzene	ug/L	1.0 U	1.0 U	1.0 U
1,4-Dichlorobenzene	ug/L	1.0 U	1.0 U	1.0 U
Dichlorodifluoromethane (CFC-12)	ug/L	1.0 U	1.0 U	1.0 U
1,1-Dichloroethane	ug/L	1.0 U	1.0 U	1.0 U
1,2-Dichloroethane	ug/L	1.0 U	1.0 U	1.0 U
1,2-Dichloroethene (total)	ug/L	--	--	--
1,1-Dichloroethene	ug/L	1.0 U	1.0 U	1.0 U
cis-1,2-Dichloroethene	ug/L	1.0 U	1.0 U	1.0 U
trans-1,2-Dichloroethene	ug/L	1.0 U	1.0 U	1.0 U
1,2-Dichloropropane	ug/L	1.0 U	1.0 U	1.0 U
cis-1,3-Dichloropropene	ug/L	1.0 U	1.0 U	1.0 U
trans-1,3-Dichloropropene	ug/L	1.0 U	1.0 U	1.0 U
Ethylbenzene	ug/L	1.0 U	1.0 U	1.0 U
2-Hexanone	ug/L	10 U	10 U	10 U
Isopropyl benzene	ug/L	1.0 U	1.0 U	1.0 U
Methyl acetate	ug/L	10 U	10 U	10 U
Methyl cyclohexane	ug/L	1.0 U	1.0 U	1.0 U
Methyl tert butyl ether (MTBE)	ug/L	5.0 U	5.0 U	1.0 U
4-Methyl-2-pentanone (Methyl isobutyl ketone) (MIBK)	ug/L	10 U	10 U	10 U
Methylene chloride	ug/L	1.0 U	1.0 U	1.0 U
Styrene	ug/L	1.0 U	1.0 U	1.0 U
VOCs (Continued)				

APPENDIX G.3

GROUNDWATER QUALITY DATA
RFI REPORT
FORMER MANUAL TRANSMISSIONS OF MUNCIE FACILITY
MUNCIE, INDIANA

AOI		***AOI 36***	***AOI 36***	***AOI 36***
Sample Location		***MW-36***	***MW-36***	***MW-36***
Sample Identification		***GW-017324-111308-NH-019***	***GW-17324-120811-EM-034***	***GW-017324-050514-SM-024***
Sample Date		***11/13/2008***	***12/8/2011***	***5/5/2014***
Sample Depth		***-***	***-***	***-***
Sample Depth				
	Units			
1,1,2,2-Tetrachloroethane	ug/L	1.0 U	1.0 U	1.0 U
Tetrachloroethene	ug/L	1.0 U	**19**[a]	1.0 U
Toluene	ug/L	1.0 U	1.0 U	1.0 U
1,2,4-Trichlorobenzene	ug/L	1.0 U	1.0 U	1.0 U
1,1,1-Trichloroethane	ug/L	1.0 U	1.0 U	1.0 U
1,1,2-Trichloroethane	ug/L	1.0 U	1.0 U	1.0 U
Trichloroethene	ug/L	1.0 U	1.0 U	1.0 U
Trichlorofluoromethane (CFC-11)	ug/L	1.0 U	1.0 U	1.0 U
Trifluorotrichloroethane (Freon 113)	ug/L	1.0 U	1.0 U	1.0 U
Vinyl acetate	ug/L	--	--	--
Vinyl chloride	ug/L	1.0 U	1.0 U	1.0 U
Xylenes (total)	ug/L	2.0 U	2.0 U	2.0 U
Semi-Volatile Organic Compounds (SVOCs)				
Acenaphthene	ug/L	0.20 U	--	--
Acenaphthylene	ug/L	0.20 U	--	--
Acetonitrile	ug/L	--	--	--
Acetophenone	ug/L	1.0 U	--	--
2-Acetylaminofluorene	ug/L	--	--	--
Acrolein	ug/L	--	--	--
Acrylonitrile	ug/L	--	--	--
Allyl chloride	ug/L	--	--	--
4-Aminobiphenyl	ug/L	--	--	--
Aniline	ug/L	--	--	--
Anthracene	ug/L	0.20 U	--	--
Aramite	ug/L	--	--	--
Atrazine	ug/L	1.0 U	--	--
Benzaldehyde	ug/L	1.0 U	--	--
Benzidine	ug/L	--	--	--
Benzo(a)anthracene	ug/L	0.20 U	--	--
Benzo(a)pyrene	ug/L	0.20 U	--	--
Benzo(b)fluoranthene	ug/L	0.20 U	--	--
Benzo(g,h,i)perylene	ug/L	0.20 U	--	--
Benzo(k)fluoranthene	ug/L	0.20 U	--	--
Benzoic acid	ug/L	--	--	--
Benzyl alcohol	ug/L	--	--	--
Biphenyl (1,1-Biphenyl)	ug/L	1.0 U	--	--
4-Bromophenyl phenyl ether	ug/L	2.0 U	--	--
Butyl benzylphthalate (BBP)	ug/L	1.0 U	--	--
Caprolactam	ug/L	5.0 U	--	--
Carbazole	ug/L	1.0 U	--	--
4-Chloro-3-methylphenol	ug/L	2.0 U	--	--
4-Chloroaniline	ug/L	2.0 U	--	--
Chlorobenzilate	ug/L	--	--	--
bis(2-Chloroethoxy)methane	ug/L	1.0 U	--	--
bis(2-Chloroethyl)ether	ug/L	1.0 U	--	--

APPENDIX G.3

GROUNDWATER QUALITY DATA
RFI REPORT
FORMER MANUAL TRANSMISSIONS OF MUNCIE FACILITY
MUNCIE, INDIANA

AOI		***AOI 36***	***AOI 36***	***AOI 36***
Sample Location		***MW-36***	***MW-36***	***MW-36***
Sample Identification		***GW-017324-111308-NH-019***	***GW-17324-120811-EM-034***	***GW-017324-050514-SM-024***
Sample Date		***11/13/2008***	***12/8/2011***	***5/5/2014***
Sample Depth		***-***	***-***	***-***
Sample Depth				
	Units			
2-Chloronaphthalene	ug/L	1.0 U	--	--
2-Chlorophenol	ug/L	1.0 U	--	--
4-Chlorophenyl phenyl ether	ug/L	2.0 U	--	--
Chloroprene	ug/L	--	--	--
Chrysene	ug/L	0.20 U	--	--
Cresol isomers	ug/L	--	--	--
Diallate	ug/L	--	--	--
Dibenz(a,h)anthracene	ug/L	0.20 U	--	--
Dibenzofuran	ug/L	1.0 U	--	--
Dibromochloromethane	ug/L	--	--	--
Dibromomethane	ug/L	--	--	--
trans-1,4-Dichloro-2-butene	ug/L	--	--	--
3,3'-Dichlorobenzidine	ug/L	5.0 U	--	--
2,4-Dichlorophenol	ug/L	2.0 U	--	--
2,6-Dichlorophenol	ug/L	--	--	--
Diethyl phthalate	ug/L	1.0 U	--	--
Dimethoate	ug/L	--	--	--
Dimethyl phthalate	ug/L	1.0 U	--	--
p-Dimethylaminoazobenzene A	ug/L	--	--	--
7,12-Dimethylbenz(a)anthracene	ug/L	--	--	--
3,3-Dimethylbenzidine	ug/L	--	--	--
a,a-Dimethylphenethylamine	ug/L	--	--	--
2,4-Dimethylphenol	ug/L	2.0 U	--	--
Di-n-butylphthalate (DBP)	ug/L	1.0 U	--	--
4,6-Dinitro-2-methylphenol	ug/L	5.0 U	--	--
Dinitrobenzene, NOS	ug/L	--	--	--
2,4-Dinitrophenol	ug/L	5.0 U	--	--
2,4-Dinitrotoluene	ug/L	5.0 U	--	--
2,6-Dinitrotoluene	ug/L	5.0 U	--	--
Di-n-octyl phthalate (DnOP)	ug/L	1.0 U	--	--
1,4-Dioxane	ug/L	--	--	--
Diphenylamine	ug/L	--	--	--
1,2-Diphenylhydrazine	ug/L	--	--	--
Disulfoton	ug/L	--	--	--

APPENDIX G.3

GROUNDWATER QUALITY DATA
RFI REPORT
FORMER MANUAL TRANSMISSIONS OF MUNCIE FACILITY
MUNCIE, INDIANA

AOI		***AOI 36***	***AOI 36***	***AOI 36***
Sample Location		***MW-36***	***MW-36***	***MW-36***
Sample Identification		***GW-017324-111308-NH-019***	***GW-17324-120811-EM-034***	***GW-017324-050514-SM-024***
Sample Date		***11/13/2008***	***12/8/2011***	***5/5/2014***
Sample Depth		***-***	***-***	***-***
Sample Depth				
	Units			
SVOCs (Continued)				
Ethyl methacrylate	ug/L	--	--	--
Ethyl methanesulfonate	ug/L	--	--	--
bis(2-Ethylhexyl)phthalate (DEHP)	ug/L	2.0 U	--	--
Famphur	ug/L	--	--	--
Fluoranthene	ug/L	0.20 U	--	--
Fluorene	ug/L	0.20 U	--	--
Hexachlorobenzene	ug/L	0.20 U	--	--
Hexachlorobutadiene	ug/L	1.0 U	--	--
Hexachlorocyclopentadiene	ug/L	10 U	--	--
Hexachloroethane	ug/L	1.0 U	--	--
Hexachlorophene A	ug/L	--	--	--
Hexachloropropene	ug/L	--	--	--
Indeno(1,2,3-cd)pyrene	ug/L	0.20 U	--	--
Iodomethane	ug/L	--	--	--
Isodrin	ug/L	--	--	--
Isophorone	ug/L	1.0 U	--	--
Isosafrole	ug/L	--	--	--
Kepone	ug/L	--	--	--
Methapyrilene	ug/L	--	--	--
Methyl acrylonitrile	ug/L	--	--	--
Methyl methacrylate	ug/L	--	--	--
Methyl methanesulfonate	ug/L	--	--	--
Methyl parathion	ug/L	--	--	--
3-Methylcholanthrene	ug/L	--	--	--
2-Methylnaphthalene	ug/L	0.20 U	--	--
2-Methylphenol	ug/L	1.0 U	--	--
3&4-Methylphenol	ug/L	--	--	--
4-Methylphenol	ug/L	1.0 U	--	--
Naphthalene	ug/L	0.20 U	--	--
1,4-Naphthoquinone	ug/L	--	--	--
1-Naphthylamine	ug/L	--	--	--
2-Naphthylamine	ug/L	--	--	--
2-Nitroaniline	ug/L	2.0 U	--	--
3-Nitroaniline	ug/L	2.0 U	--	--
4-Nitroaniline	ug/L	2.0 U	--	--
Nitrobenzene	ug/L	1.0 U	--	--
2-Nitrophenol	ug/L	2.0 U	--	--
4-Nitrophenol	ug/L	5.0 U	--	--
4-Nitroquinoline-N-oxide	ug/L	--	--	--
N-Nitrosodi-n-butylamine	ug/L	--	--	--
N-Nitrosodi-n-propylamine	ug/L	1.0 U	--	--
N-Nitrosodiphenylamine	ug/L	1.0 U	--	--
N-Nitrosodiethylamine	ug/L	--	--	--
N-Nitrosodimethylamine	ug/L	--	--	--
N-Nitrosomethylethylamine	ug/L	--	--	--

APPENDIX G.3

GROUNDWATER QUALITY DATA
RFI REPORT
FORMER MANUAL TRANSMISSIONS OF MUNCIE FACILITY
MUNCIE, INDIANA

AOI		***AOI 36***	***AOI 36***	***AOI 36***
Sample Location		***MW-36***	***MW-36***	***MW-36***
Sample Identification		***GW-017324-111308-NH-019***	***GW-17324-120811-EM-034***	***GW-017324-050514-SM-024***
Sample Date		***11/13/2008***	***12/8/2011***	***5/5/2014***
Sample Depth		***-***	***-***	***-***
Sample Depth				
	Units			
SVOCs (Continued)				
N-Nitrosomorpholine	ug/L	--	--	--
N-Nitrosopiperidine	ug/L	--	--	--
N-Nitrosopyrrolidine	ug/L	--	--	--
2,2'-Oxybis(1-chloropropane) (bis(2-Chloroisopropyl) ether)	ug/L	1.0 U	--	--
Pentachlorobenzene	ug/L	--	--	--
Pentachloroethane	ug/L	--	--	--
Pentachloronitrobenzene	ug/L	--	--	--
Pentachlorophenol	ug/L	5.0 U	--	--
Phenacetin	ug/L	--	--	--
Phenanthrene	ug/L	0.20 U	--	--
Phenol	ug/L	1.0 U	--	--
p-Phenylenediamine	ug/L	--	--	--
Phorate	ug/L	--	--	--
2-Picoline	ug/L	--	--	--
Pronamide	ug/L	--	--	--
Propionitrile (ethyl cyanide)	ug/L	--	--	--
Pyrene	ug/L	0.20 U	--	--
Pyridine	ug/L	--	--	--
Safrole	ug/L	--	--	--
1,2,4,5-Tetrachlorobenzene	ug/L	--	--	--
1,1,1,2-Tetrachloroethane	ug/L	--	--	--
2,3,4,6-Tetrachlorophenol	ug/L	--	--	--
Thionazin (O,O-diethyl-O-2-pyrazinyl phosphorothioate)	ug/L	--	--	--
o-Toluidine A	ug/L	--	--	--
5-Nitro-2-toluidine	ug/L	--	--	--
2,4,5-Trichlorophenol	ug/L	5.0 U	--	--
2,4,6-Trichlorophenol	ug/L	5.0 U	--	--
1,2,3-Trichloropropane	ug/L	--	--	--
0,0,0-Triethylphosphorothioate	ug/L	--	--	--
1,3,5-Trinitrobenzene	ug/L	--	--	--
PCBs				
Aroclor-1016 (PCB-1016)	ug/L	--	--	--
Aroclor-1221 (PCB-1221)	ug/L	--	--	--
Aroclor-1232 (PCB-1232)	ug/L	--	--	--
Aroclor-1242 (PCB-1242)	ug/L	--	--	--
Aroclor-1248 (PCB-1248)	ug/L	--	--	--
Aroclor-1254 (PCB-1254)	ug/L	--	--	--
Aroclor-1260 (PCB-1260)	ug/L	--	--	--
Total PCBs	ug/L	--	--	--
Total Petroleum Hydrocarbons (TPH)				
Total Petroleum Hydrocarbons - Purgeable (GRO)	ug/L	--	--	--

APPENDIX G.3

GROUNDWATER QUALITY DATA
RFI REPORT
FORMER MANUAL TRANSMISSIONS OF MUNCIE FACILITY
MUNCIE, INDIANA

AOI		***AOI 36***	***AOI 36***	***AOI 36***
Sample Location		***MW-36***	***MW-36***	***MW-36***
Sample Identification		***GW-017324-111308-NH-019***	***GW-17324-120811-EM-034***	***GW-017324-050514-SM-024***
Sample Date		***11/13/2008***	***12/8/2011***	***5/5/2014***
Sample Depth		***-***	***-***	***-***
Sample Depth				
	Units			
Metals				
Aluminum	ug/L	--	--	--
Antimony	ug/L	--	--	--
Arsenic	ug/L	10.0 U	--	--
Arsenic (dissolved)	ug/L	10.0 U	--	--
Barium	ug/L	200 U	--	--
Barium (dissolved)	ug/L	200 U	--	--
Beryllium	ug/L	--	--	--
Cadmium	ug/L	5.0 U	--	--
Cadmium (dissolved)	ug/L	5.0 U	--	--
Calcium	ug/L	--	--	--
Calcium (dissolved)	ug/L	--	--	--
Chromium	ug/L	10.0 U	--	--
Chromium (dissolved)	ug/L	10.0 U	--	--
Cobalt	ug/L	--	--	--
Copper	ug/L	--	--	--
Copper (dissolved)	ug/L	--	--	--
Iron	ug/L	--	--	--
Iron (dissolved)	ug/L	--	--	--
Lead	ug/L	3.0 U	--	--
Lead (dissolved)	ug/L	3.0 U	--	--
Magnesium	ug/L	--	--	--
Magnesium (dissolved)	ug/L	--	--	--
Manganese	ug/L	--	--	--
Manganese (dissolved)	ug/L	--	--	--
Mercury	ug/L	0.20 U	--	--
Mercury (dissolved)	ug/L	0.20 U	--	--
Nickel	ug/L	--	--	--
Nickel (dissolved)	ug/L	--	--	--
Potassium	ug/L	--	--	--
Selenium	ug/L	5.0 U	--	--
Selenium (dissolved)	ug/L	5.0 U	--	--
Silver	ug/L	10.0 U	--	--
Silver (dissolved)	ug/L	10.0 U	--	--
Sodium	ug/L	--	--	--
Thallium	ug/L	--	--	--
Vanadium	ug/L	--	--	--
Zinc	ug/L	--	--	--
Zinc (dissolved)	ug/L	--	--	--

APPENDIX G.3

GROUNDWATER QUALITY DATA
RFI REPORT
FORMER MANUAL TRANSMISSIONS OF MUNCIE FACILITY
MUNCIE, INDIANA

AOI		***AOI 36***	***AOI 36***	***AOI 36***
Sample Location		***MW-36***	***MW-36***	***MW-36***
Sample Identification		***GW-017324-111308-NH-019***	***GW-17324-120811-EM-034***	***GW-017324-050514-SM-024***
Sample Date		***11/13/2008***	***12/8/2011***	***5/5/2014***
Sample Depth		***-***	***-***	***-***
Sample Depth				
	Units			
Gas				
Ethane	ug/L	--	--	--
Ethene	ug/L	--	--	--
Methane	ug/L	--	--	--
General Chemistry				
Alkalinity, bicarbonate	ug/L	--	--	--
Alkalinity, carbonate	ug/L	--	--	--
Bicarbonate (as CaCO3)	ug/L	--	--	--
Chloride	ug/L	--	--	--
Dissolved organic carbon (DOC)	ug/L	--	--	--
Hardness	ug/L	--	--	--
Hardness, carbonate	ug/L	--	--	--
Nitrate (as N)	ug/L	--	--	--
Nitrite (as N)	ug/L	--	--	--
pH	s.u.	--	--	--
Sulfate	ug/L	--	--	--
Sulfide	ug/L	--	--	--
Total dissolved solids (TDS)	ug/L	--	--	--
Total organic carbon (TOC)	ug/L	--	--	--

Notes
ug/L - Micrograms per litre
"-" - No value
U - Not detected at the associated reporting limit
J - Estimated concentration
UJ - Not detected; associated reporting limit is estimated
R - Rejected
s.u. - Standard units
nc - No criteria
ND - Non Detect (calculation)
BOLD[abc] Concentration exceeds associated screening level
IDEM Appendix A: Screening Levels Remedation Closure Guide - March 25, 2014
a - Exceeds IDEM residential tap screening levels
b - Exceeds IDEM residential vapor exposure screening levels
c - Exceeds IDEM commercial/industrial vapor screening levels

Appendix H

Sanborn Maps

"Linking Technology with Tradition"

Sanborn® Map Report

Ship to: Kelly F. Connolly
CRA
8615 West Bryn Mawr Ave
Chicago, IL 60631

1103659LIZ 773-380-9933

Order Date: 1/21/2002 **Completion Date:** 01/22/2002
Inquiry #: 725701.4S
P.O. #: NA
Site Name: 19703 - Muncie, Indiana
Address: 1200 West Eighth Street
City/State: Muncie, IN 47302
Cross Streets:

Based on client-supplied information, fire insurance maps for the following years were identified

1911 - 4 - maps
1950 - 4 - maps
1954 - 4 - maps
1972 - 4 - maps

Total Maps: 16

Limited Permission to Photocopy

CRA (the client) is permitted to make up to THREE photocopies of this Sanborn Map transmittal and each fire insurance map accompanying this report solely for the limited use of its customer. No one other than the client is authorized to make copies. Upon request made directly to an EDR Account Executive, the client may be permitted to make a limited number of additional photocopies. This permission is conditioned upon compliance by the client, its customer and their agents with EDR's copyright policy; a copy of which is available upon request.

All maps provided pursuant to a Sanborn® Map Report are currently reproducible of fire insurance maps owned or licensed by Environmental Data Resources, Inc. NO WARRANTY, EXPRESSED OR IMPLIED IS MADE WHATSOEVER. ENVIRONMENTAL DATA RESOURCES, INC. SPECIFICALLY DISCLAIMS THE MAKING OF ANY SUCH WARRANTIES, INCLUDING WITHOUT LIMITATION, WARRANTIES AS TO ACCURACY, VALIDITY, COMPLETENESS, SUITABILITY, CONDITION, QUALITY, MERCHANTABILITY, OR FITNESS FOR A PARTICULAR USE OR PURPOSE WITH RESPECT TO THE REPORT, THE MAPS, THE INFORMATION CONTAINED THEREIN, OR THE RESULTS OF A SEARCH OR OTHERWISE. ALL RISK IS ASSUMED BY THE USER. Environmental Data Resources, Inc. assumes no liability to any party for any loss or damage whether arising out of errors or omissions, negligence, accident or any other cause. In no event shall Environmental Data Resources, Inc., its affiliates or agents, be liable to anyone for special, incidental, consequential or exemplary damages.

Copyright 2002, Environmental Data Resources, Inc. All rights reserved. Reproduction in any media or format of any map of Environmental Data Resources, Inc. (whether obtained as a result of a search or otherwise) may be prohibited without prior written permission from Environmental Data Resources, Inc. Sanborn and Sanborn Map are registered trademarks of Environmental Data Resources, Inc.

Electronic Sanborn Map Images
USER'S GUIDE

Thank you for your interest in electronic Sanborn Map images. The following are guidelines for accessing the images and for transferring them to your system. If you have any questions about the use of electronic Sanborn Map images, contact your EDR Account Executive at 1-800-352-0050.

Organization of Electronic Sanborn Image File

- First Page — Sanborn Map Report, listing years of coverage
- Second Page — Electronic Sanborn Map Images USER'S GUIDE
- Third Page — Oldest Sanborn Map Image
- Last Page — Most recent Sanborn Map Image

Navigating the Electronic Sanborn Image File

- Open file on screen.
- Identify TP (Target Property) on the most recent map.
- Find TP on older printed images.
- To view the image more clearly, zoom to 250%.
  - 200-250% is the approximate equivalent scale of hardcopy Sanborn Maps.
  - Viewing above 400% will tend to pixelate the display.
- Zooming in on an image:
  - Click on the % in the lower left hand corner and type in ____%.
  - Use the magnifying tool and drag a box around the TP area.

Printing a Sanborn Map from the Electronic File

- EDR recommends printing all images at 300 dpi (300 dpi prints faster than 600 dpi).
- To print only the TP area, cut and paste the area from Adobe Acrobat to your word processor.

  <u>For Adobe Acrobat Version 3</u>
  - Go to the Menu Bar.
  - Highlight 'Tools'.
  - Highlight 'Select Graphics'.
  - Draw a box around the area of interest.
  - Go to the Menu Bar.
  - Highlight 'Edit'.
  - Highlight 'Copy'.
  - Go to a word processor such as Microsoft Word and paste. Print from the word processor.

  <u>For Adobe Acrobat Version 4</u>
  - Go to the Menu Bar.
  - Press and hold the 'T' button.
  - Choose the Graphics Select Tool.
  - Draw a box around the area of interest.
  - Go to the Menu Bar.
  - Highlight 'Edit'.
  - Highlight 'Copy'.
  - Go to a word processor such as Microsoft Word and paste. Print from the word processor.





Important Information about Email Delivery of Electronic Sanborn Map Images

- Images are grouped into one file, up to 2MB.
- In cases where in excess of 6-7 map years are available, the file size typically exceeds 2MB. In these cases, you will receive multiple files, labeled as 1 of 3, 2 of 3, etc. including all available map years.
- Due to file size limitations, certain ISPs, including AOL, may occasionally delay or decline to deliver files. Please contact your ISP to identify their specific file size limitations.

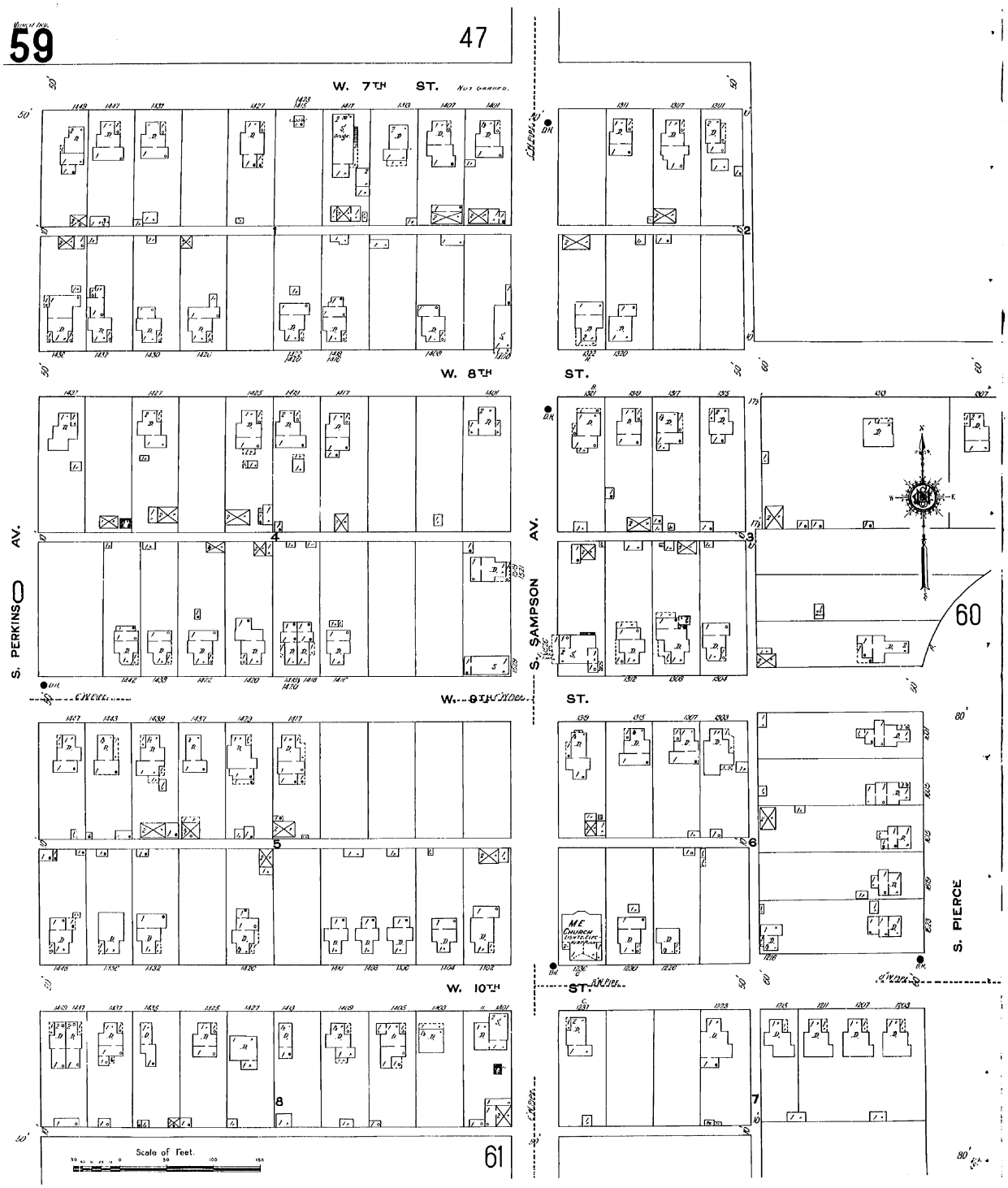

The Sanborn Library, LLC

This Sanborn® Map is a certified copy produced by Environmental Data Resources, Inc. under arrangement with The Sanborn Library, LLC. Information on this Sanborn® Map is derived from Sanborn field surveys conducted in:

Copyright © 1911 (Year) The Sanborn Library, LLC JW (EDR Research Associate)

Reproduction in whole or in part of any map of The Sanborn Library, LLC may be prohibited without prior written permission from The Sanborn Library, LLC.

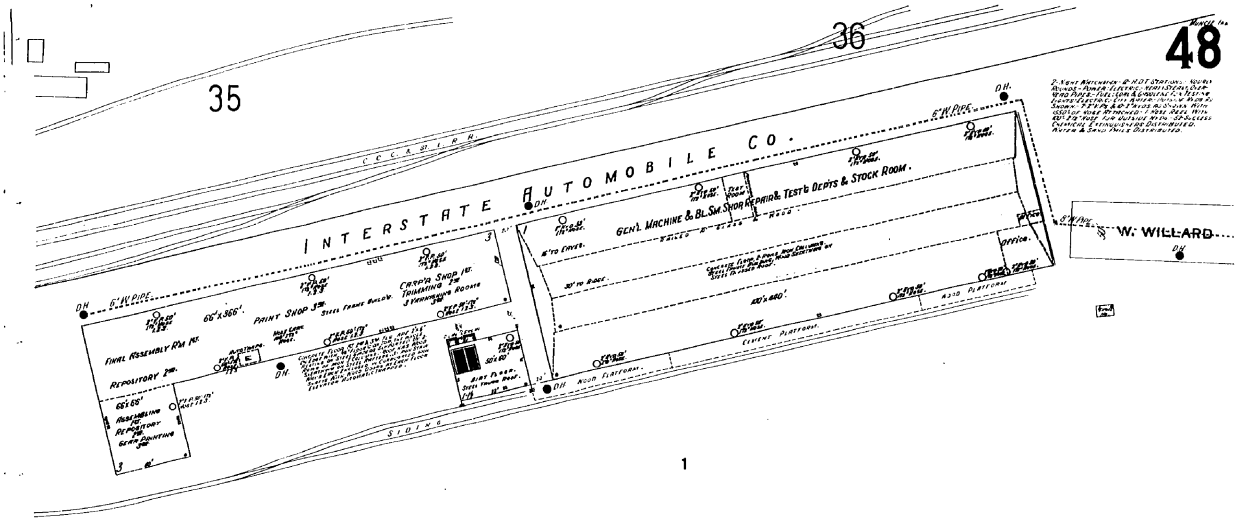

The Sanborn Library, LLC

This Sanborn® Map is a certified copy produced by Environmental Data Resources, Inc. under arrangement with The Sanborn Library, LLC. Information on this Sanborn® Map is derived from Sanborn field surveys conducted in:

Copyright © 1911 (Year) The Sanborn Library, LLC JW (EDR Research Associate)

Reproduction in whole or in part of any map of The Sanborn Library, LLC may be prohibited without prior written permission from The Sanborn Library, LLC.

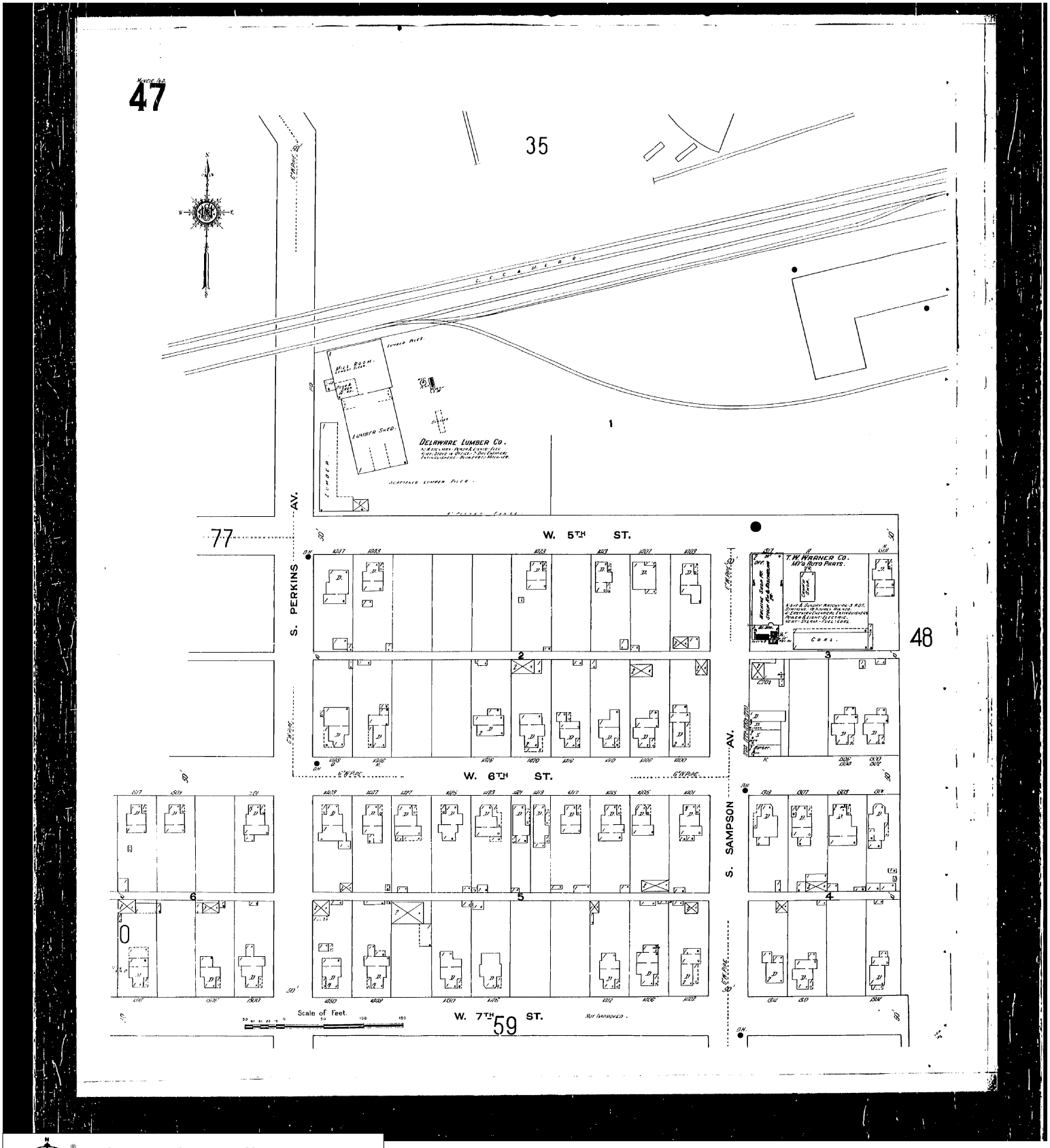

The Sanborn Library, LLC

This Sanborn® Map is a certified copy produced by Environmental Data Resources, Inc. under arrangement with The Sanborn Library, LLC. Information on this Sanborn® Map is derived from Sanborn field surveys conducted in:

Copyright © 1911 (Year) The Sanborn Library, LLC JW (EDR Research Associate)

Reproduction in whole or in part of any map of The Sanborn Library, LLC may be prohibited without prior written permission from The Sanborn Library, LLC.

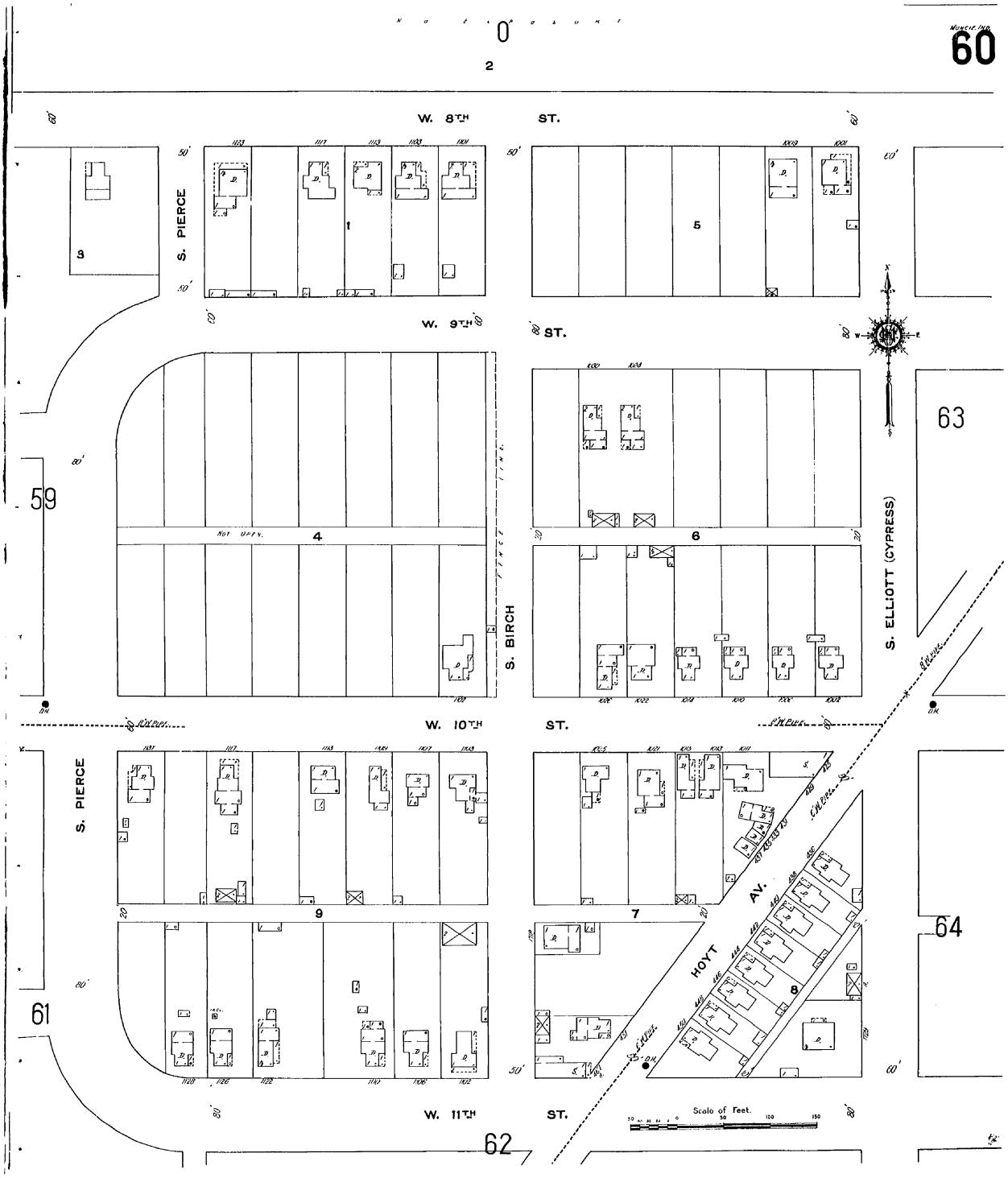

The Sanborn Library, LLC

This Sanborn® Map is a certified copy produced by Environmental Data Resources, Inc. under arrangement with The Sanborn Library, LLC. Information on this Sanborn® Map is derived from Sanborn field surveys conducted in:

Copyright © 1911 (Year) The Sanborn Library, LLC JW (EDR Research Associate)

Reproduction in whole or in part of any map of The Sanborn Library, LLC may be prohibited without prior written permission from The Sanborn Library, LLC.

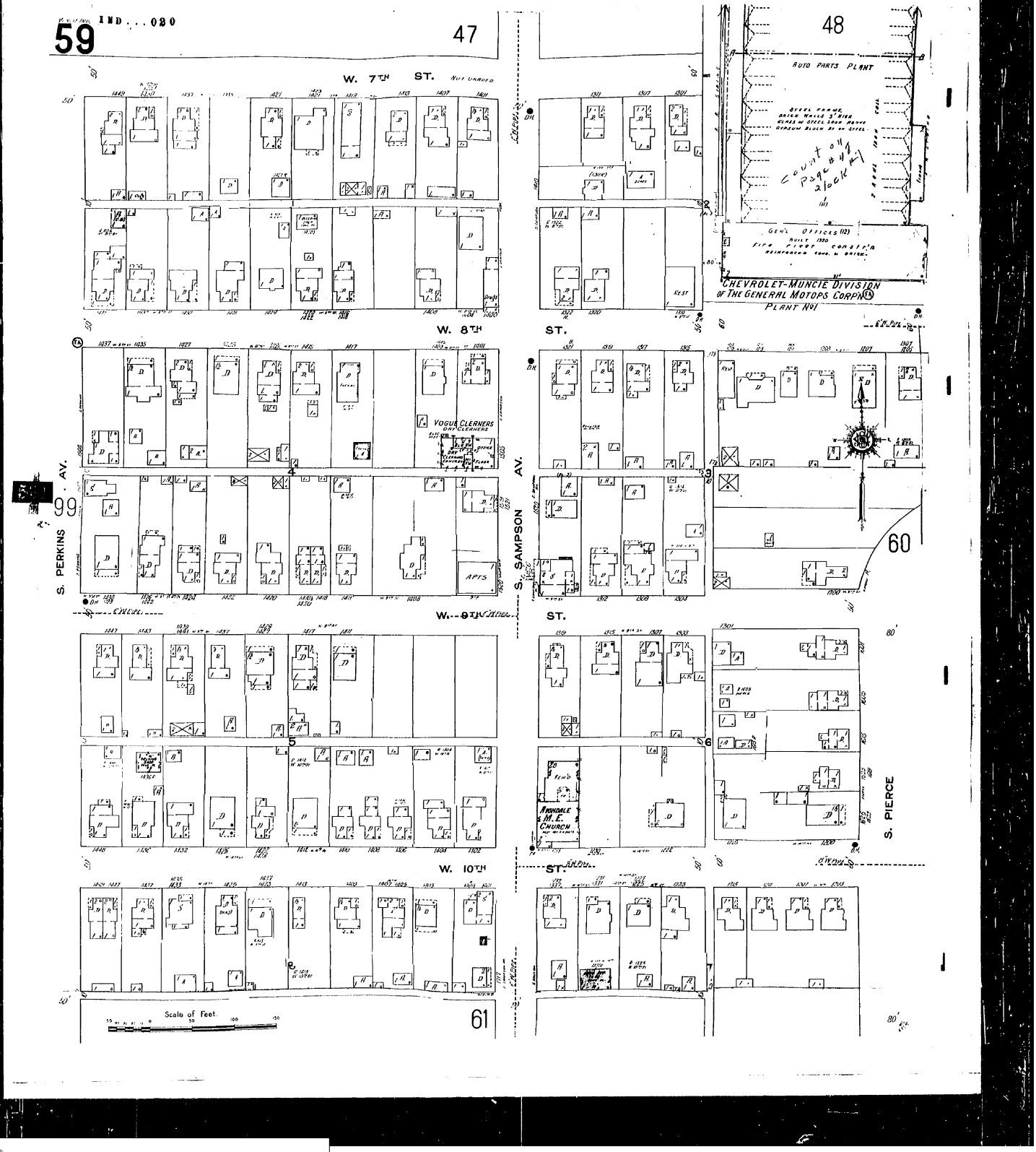

The Sanborn Library, LLC

This Sanborn® Map is a certified copy produced by Environmental Data Resources, Inc. under arrangement with The Sanborn Library, LLC. Information on this Sanborn® Map is derived from Sanborn field surveys conducted in:

Copyright © 1950 (Year) The Sanborn Library, LLC JW (EDR Research Associate)

Reproduction in whole or in part of any map of The Sanborn Library, LLC may be prohibited without prior written permission from The Sanborn Library, LLC.

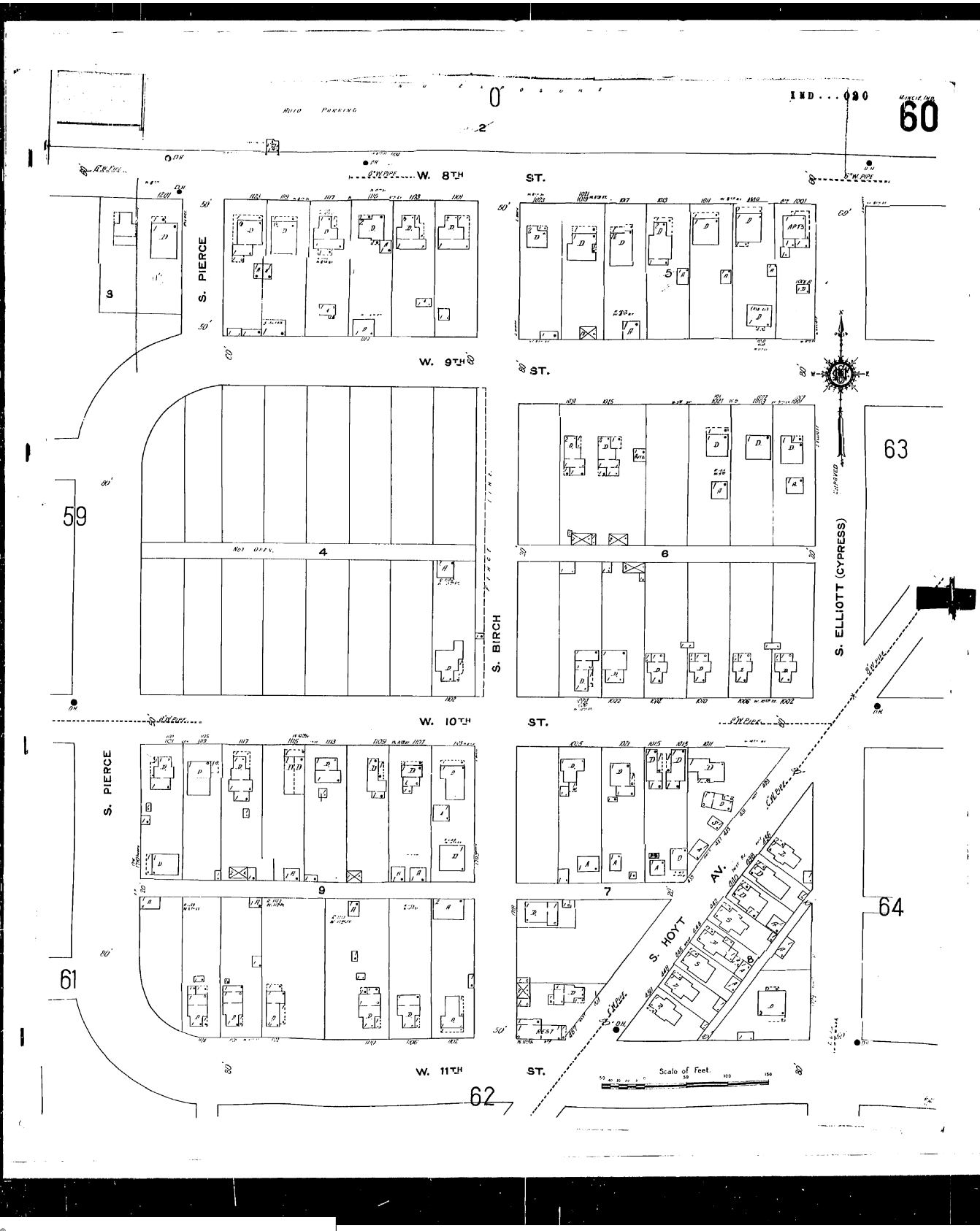

The Sanborn Library, LLC

This Sanborn® Map is a certified copy produced by Environmental Data Resources, Inc. under arrangement with The Sanborn Library, LLC. Information on this Sanborn® Map is derived from Sanborn field surveys conducted in:

Copyright © 1950 (Year) The Sanborn Library, LLC JW (EDR Research Associate)

Reproduction in whole or in part of any map of The Sanborn Library, LLC may be prohibited without prior written permission from The Sanborn Library, LLC.

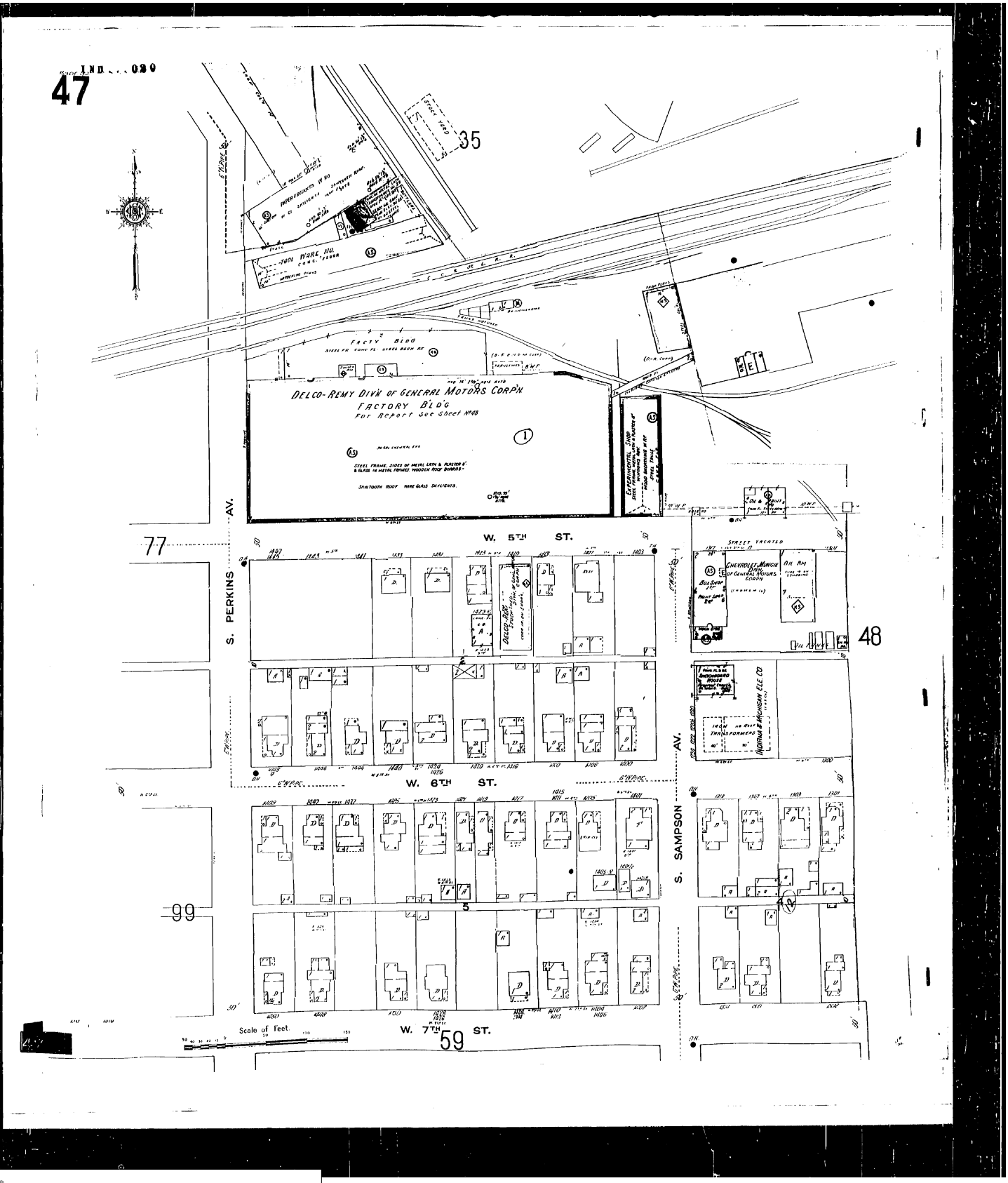

The Sanborn Library, LLC

This Sanborn® Map is a certified copy produced by Environmental Data Resources, Inc. under arrangement with The Sanborn Library, LLC. Information on this Sanborn® Map is derived from Sanborn field surveys conducted in:

Copyright © 1950 (Year) The Sanborn Library, LLC JW (EDR Research Associate)

Reproduction in whole or in part of any map of The Sanborn Library, LLC may be prohibited without prior written permission from The Sanborn Library, LLC.

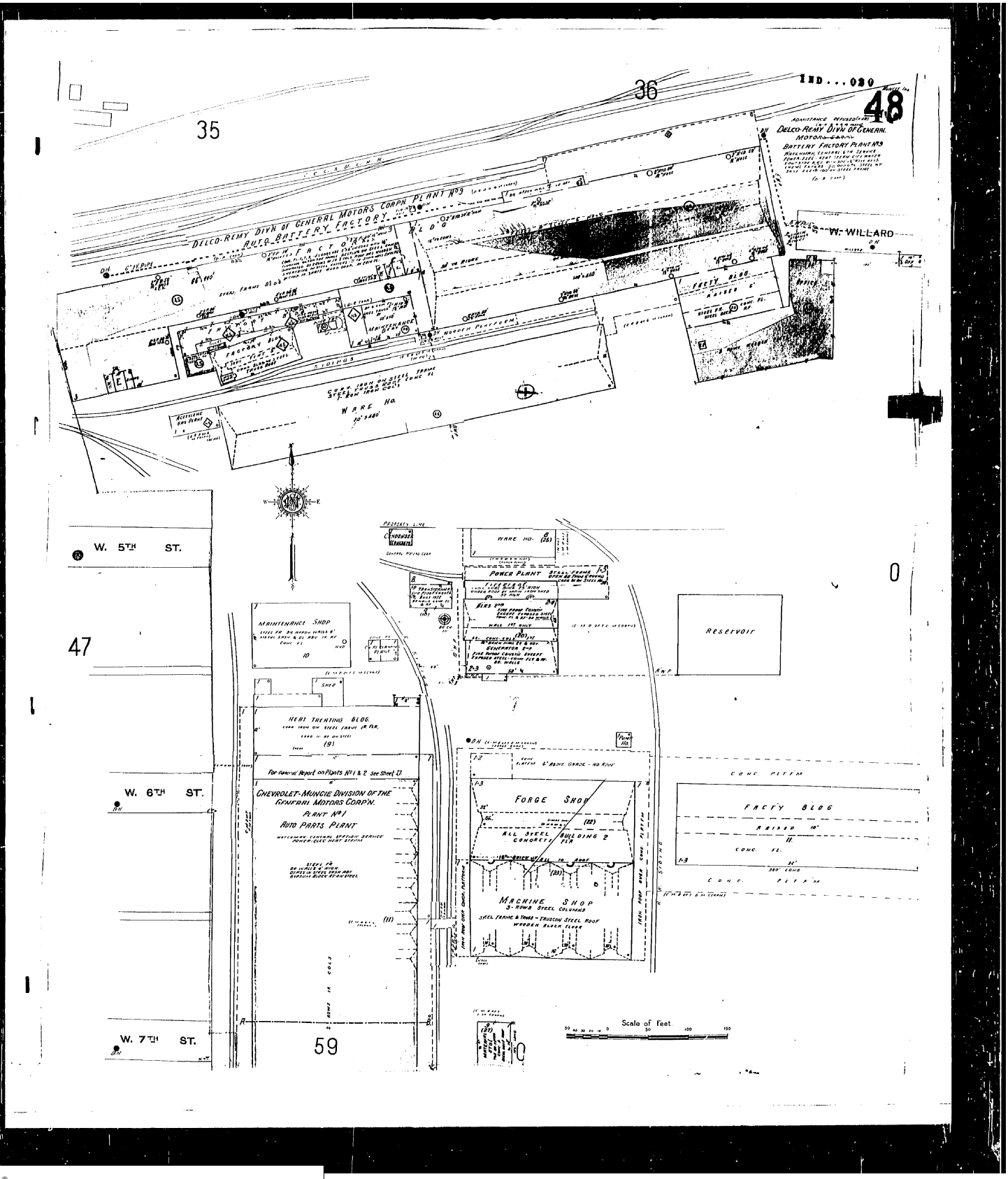

The Sanborn Library, LLC

This Sanborn® Map is a certified copy produced by Environmental Data Resources, Inc. under arrangement with The Sanborn Library, LLC. Information on this Sanborn® Map is derived from Sanborn field surveys conducted in:

Copyright © 1950 (Year) The Sanborn Library, LLC JW (EDR Research Associate)

Reproduction in whole or in part of any map of The Sanborn Library, LLC may be prohibited without prior written permission from The Sanborn Library, LLC.

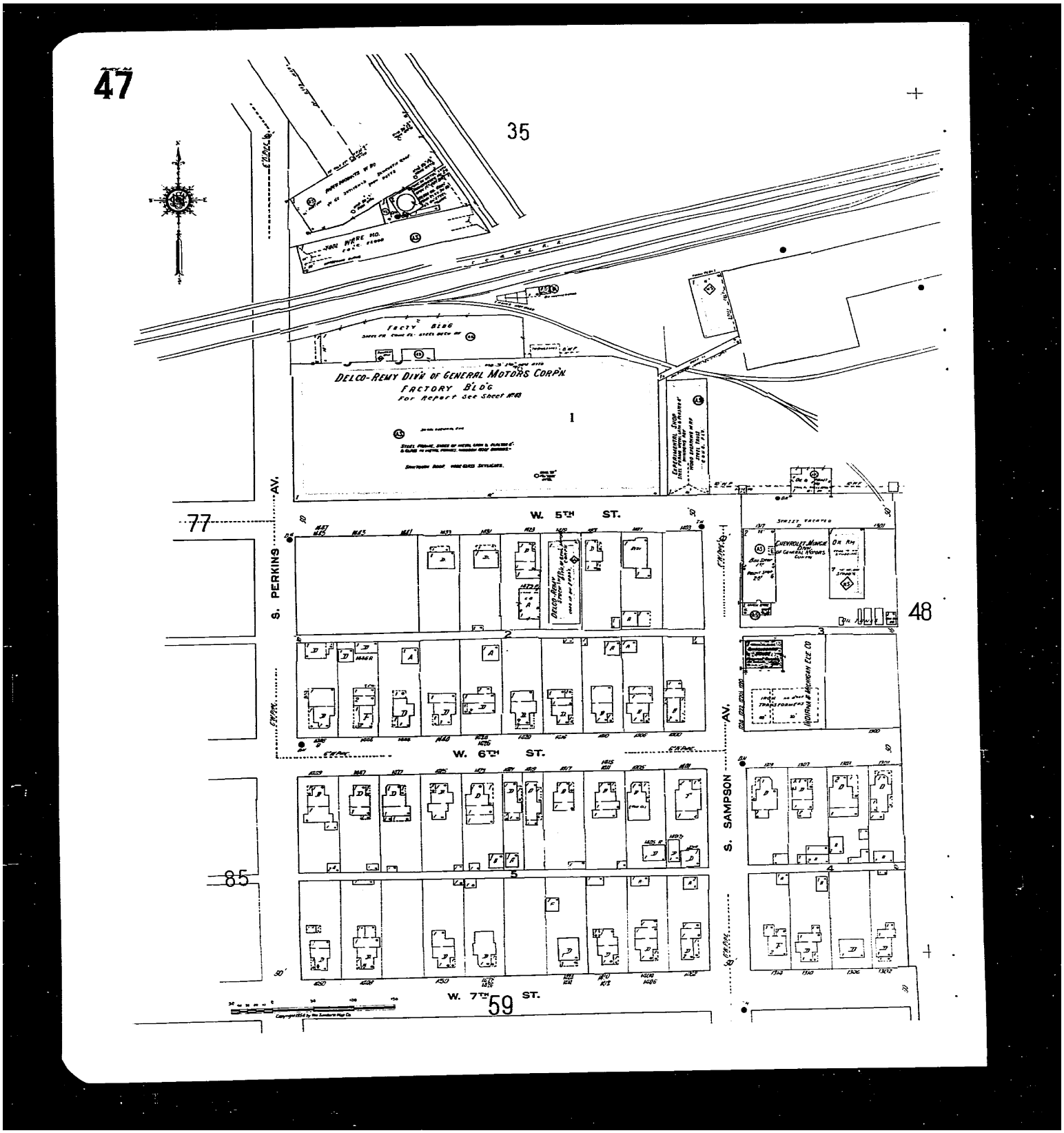

The Sanborn Library, LLC

This Sanborn® Map is a certified copy produced by Environmental Data Resources, Inc. under arrangement with The Sanborn Library, LLC. Information on this Sanborn® Map is derived from Sanborn field surveys conducted in:

Copyright © 1954 (Year) The Sanborn Library, LLC JW (EDR Research Associate)

Reproduction in whole or in part of any map of The Sanborn Library, LLC may be prohibited without prior written permission from The Sanborn Library, LLC.

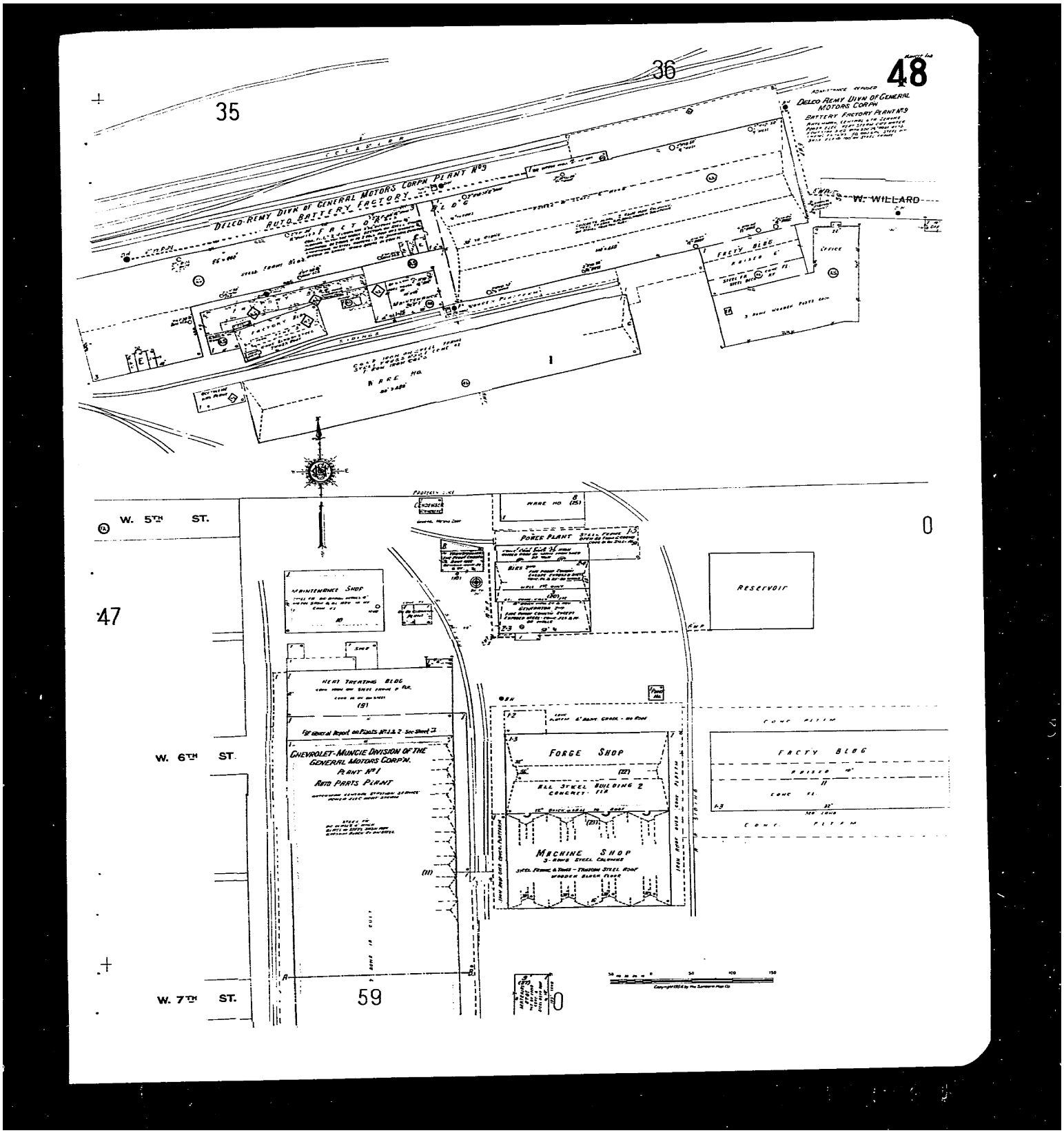

The Sanborn Library, LLC

This Sanborn® Map is a certified copy produced by Environmental Data Resources, Inc. under arrangement with The Sanborn Library, LLC. Information on this Sanborn® Map is derived from Sanborn field surveys conducted in:

Copyright © 1954 (Year) The Sanborn Library, LLC JW (EDR Research Associate)

Reproduction in whole or in part of any map of The Sanborn Library, LLC may be prohibited without prior written permission from The Sanborn Library, LLC.

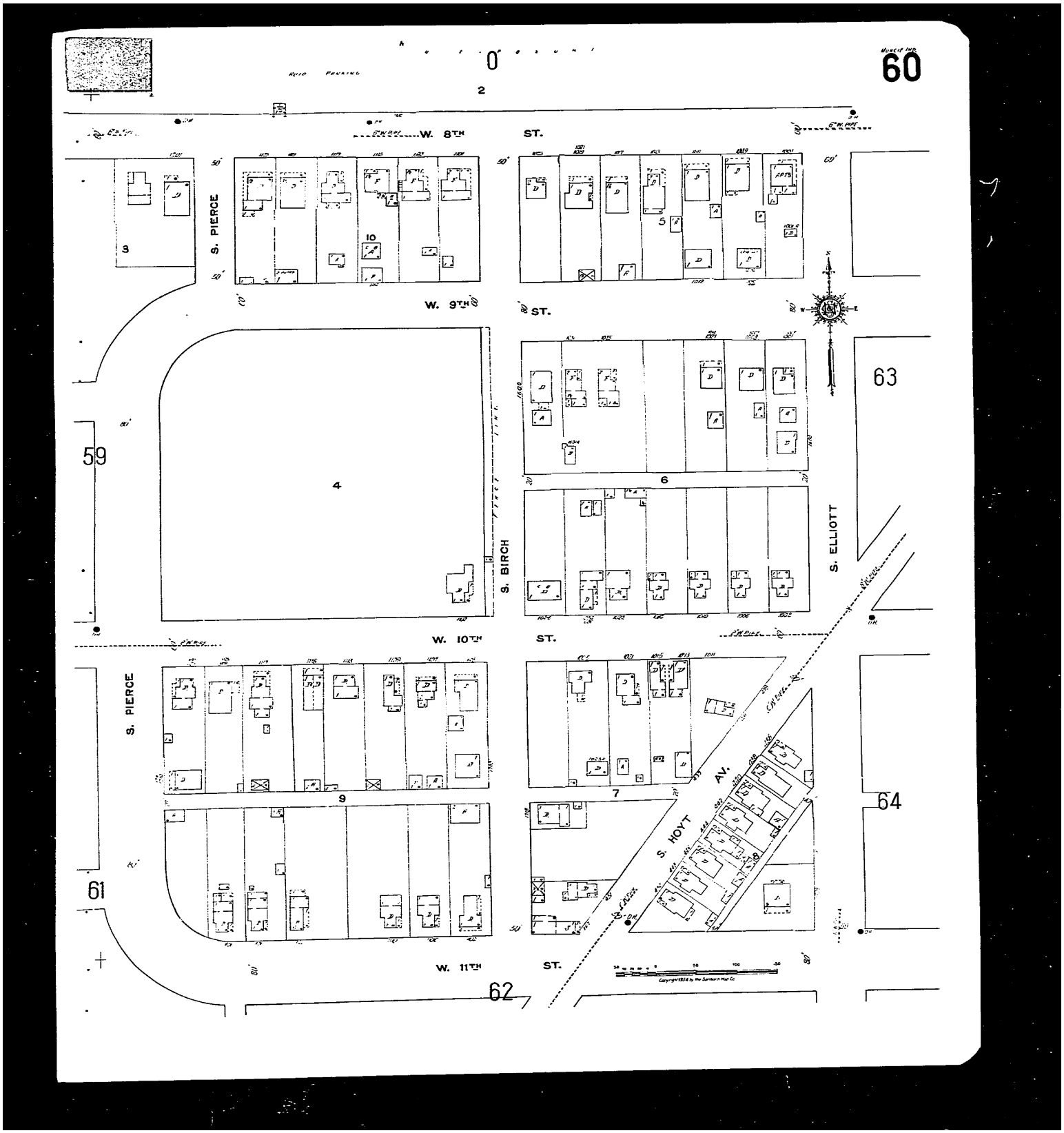

The Sanborn Library, LLC

This Sanborn® Map is a certified copy produced by Environmental Data Resources, Inc. under arrangement with The Sanborn Library, LLC. Information on this Sanborn® Map is derived from Sanborn field surveys conducted in:

Copyright © 1954 (Year) The Sanborn Library, LLC JW (EDR Research Associate)

Reproduction in whole or in part of any map of The Sanborn Library, LLC may be prohibited without prior written permission from The Sanborn Library, LLC.

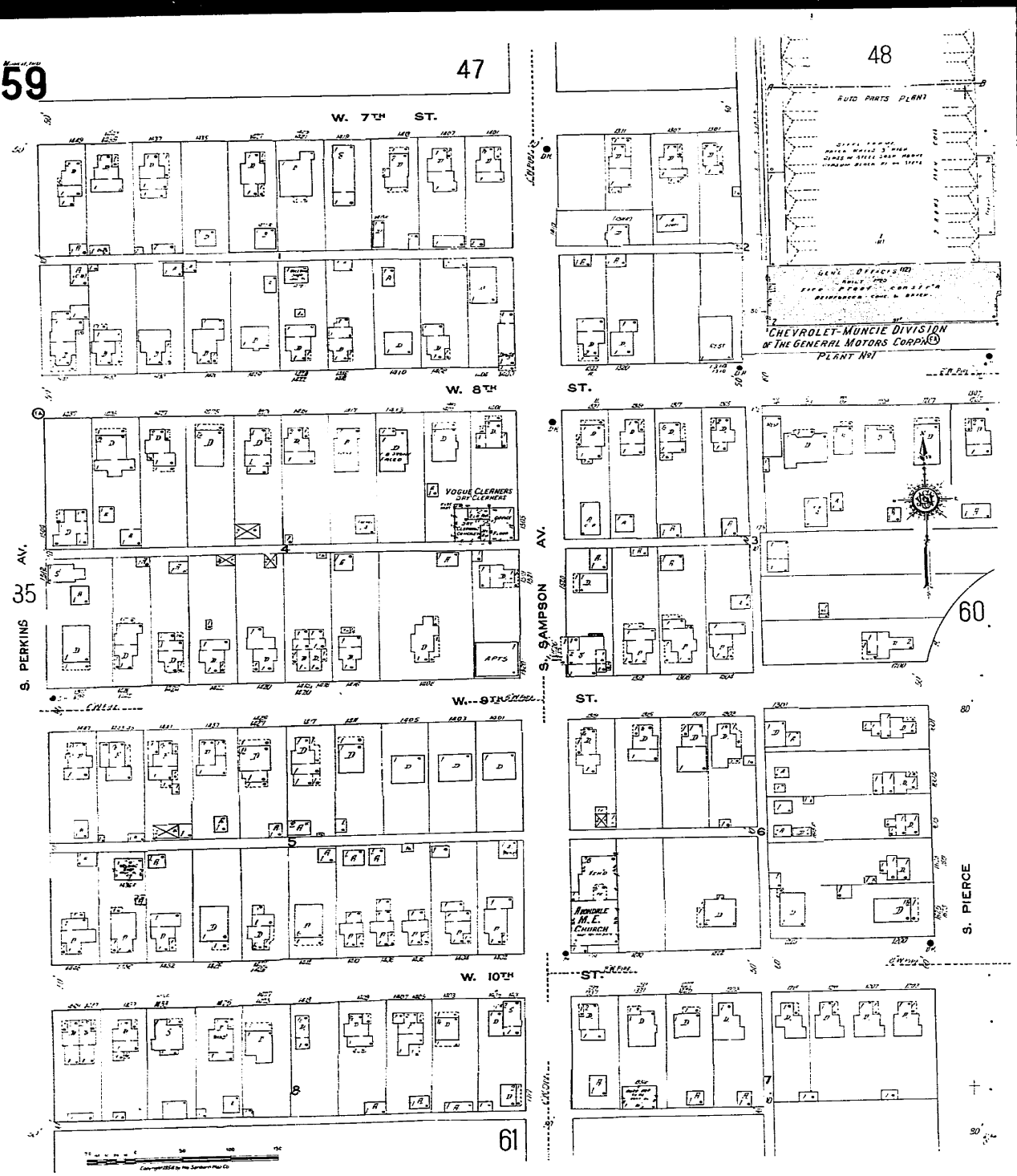

The Sanborn Library, LLC

This Sanborn® Map is a certified copy produced by Environmental Data Resources, Inc. under arrangement with The Sanborn Library, LLC. Information on this Sanborn® Map is derived from Sanborn field surveys conducted in:

Copyright © 1954 (Year) The Sanborn Library, LLC JW (EDR Research Associate)

Reproduction in whole or in part of any map of The Sanborn Library, LLC may be prohibited without prior written permission from The Sanborn Library, LLC.

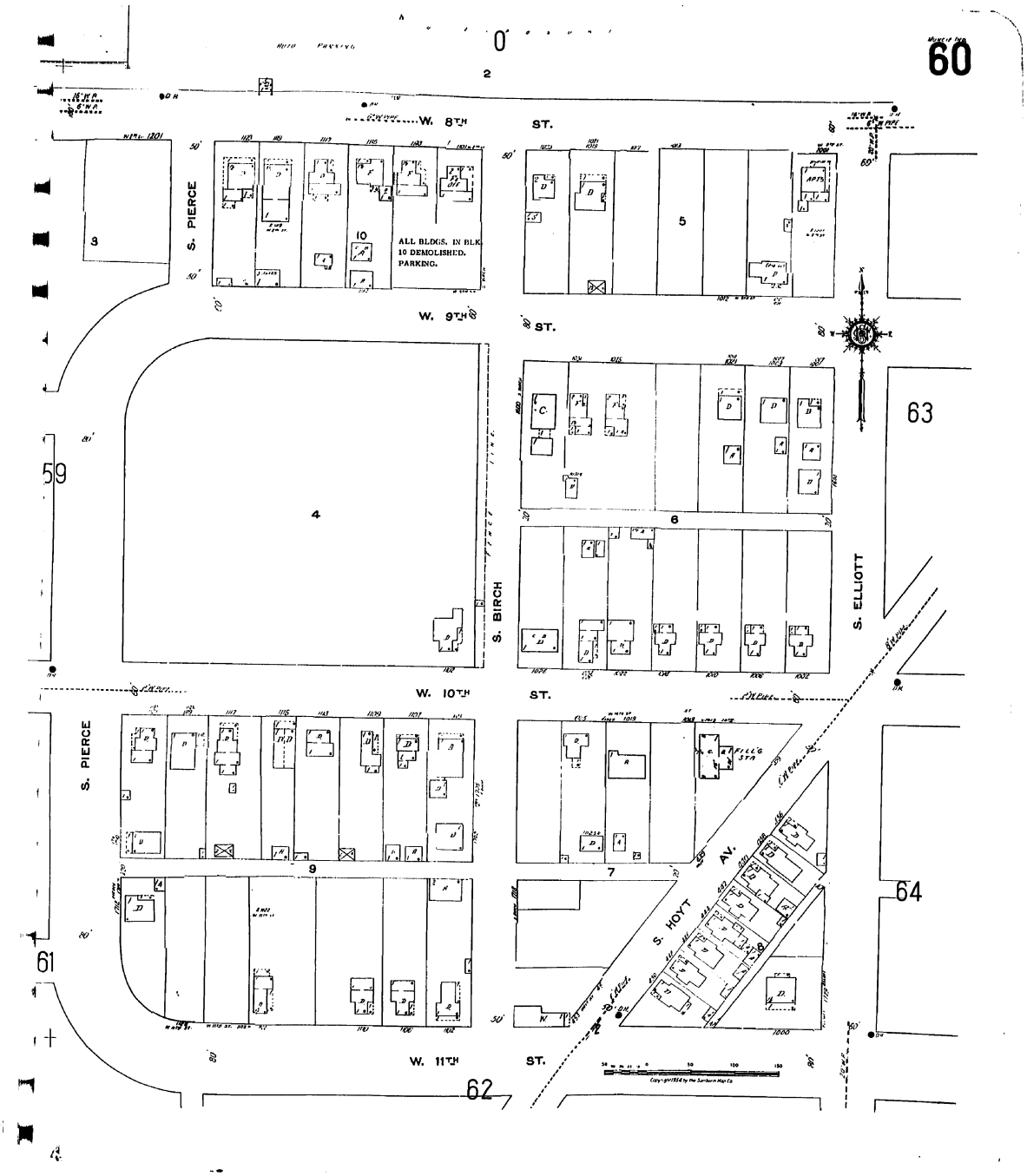

The Sanborn Library, LLC

This Sanborn® Map is a certified copy produced by Environmental Data Resources, Inc. under arrangement with The Sanborn Library, LLC. Information on this Sanborn® Map is derived from Sanborn field surveys conducted in:

Copyright © 1972 (Year) The Sanborn Library, LLC JW (EDR Research Associate)

Reproduction in whole or in part of any map of The Sanborn Library, LLC may be prohibited without prior written permission from The Sanborn Library, LLC.

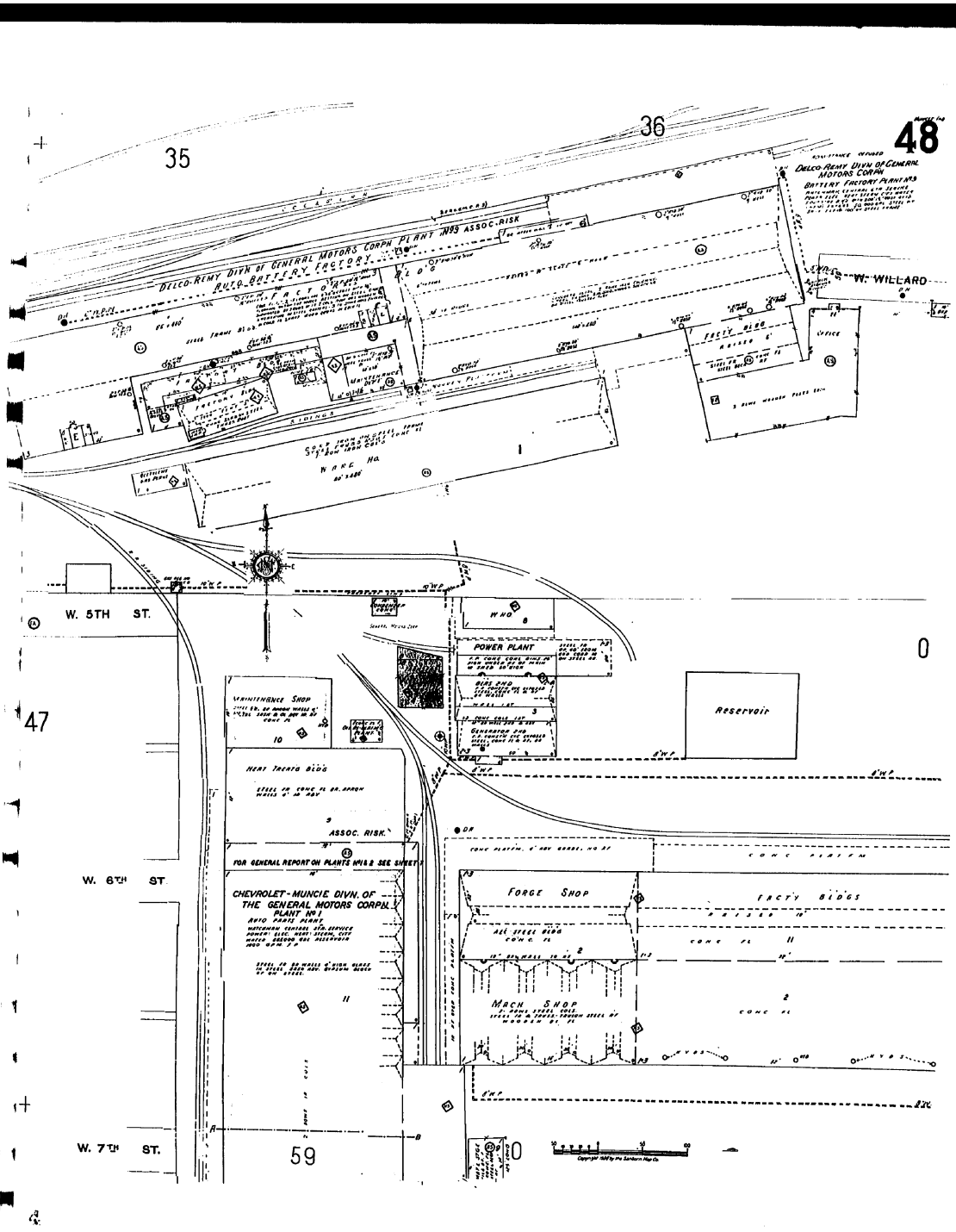

The Sanborn Library, LLC

This Sanborn® Map is a certified copy produced by Environmental Data Resources, Inc. under arrangement with The Sanborn Library, LLC. Information on this Sanborn® Map is derived from Sanborn field surveys conducted in:

Copyright © 1972 (Year) The Sanborn Library, LLC JW (EDR Research Associate)

Reproduction in whole or in part of any map of The Sanborn Library, LLC may be prohibited without prior written permission from The Sanborn Library, LLC.

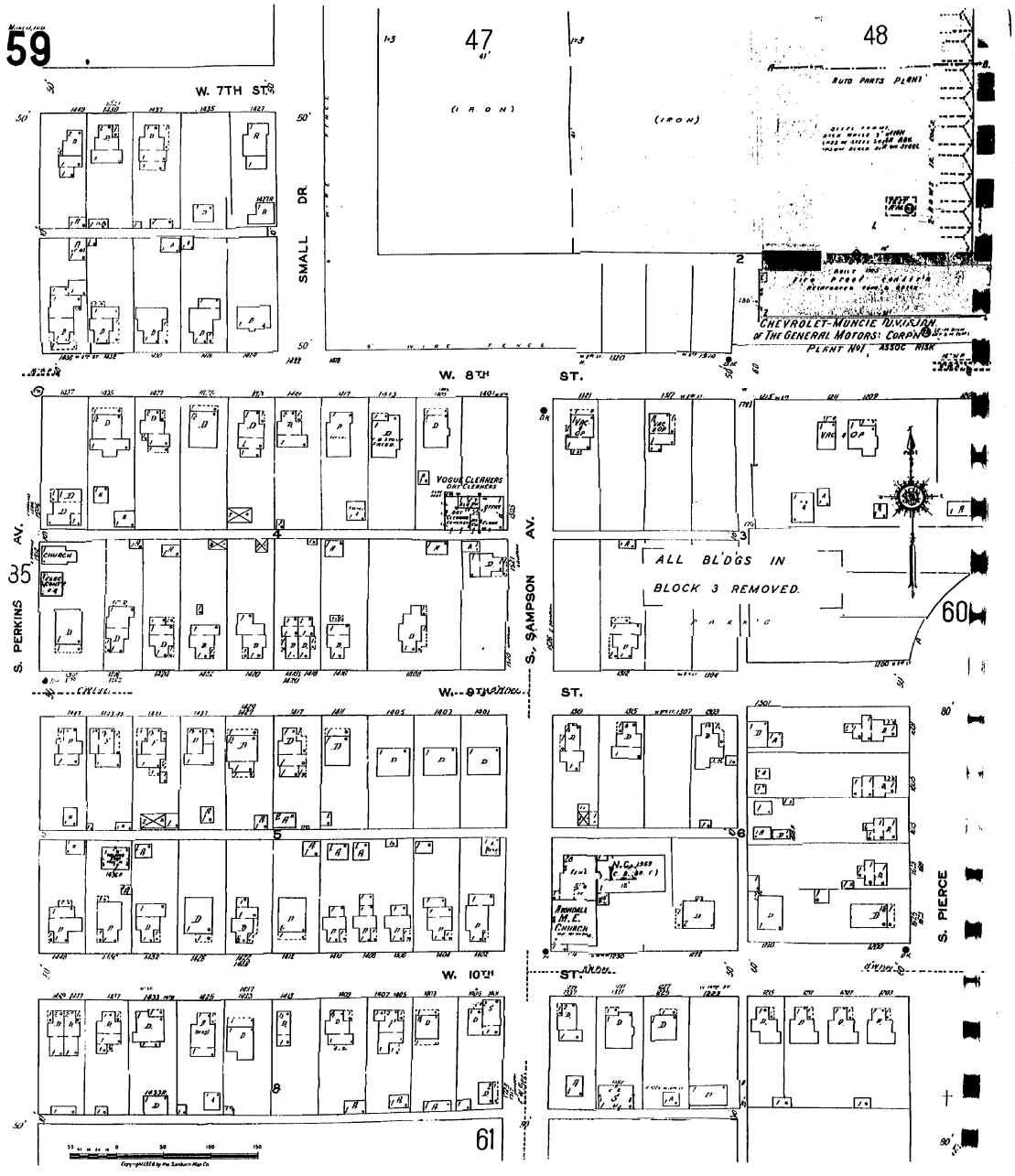

The Sanborn Library, LLC

This Sanborn® Map is a certified copy produced by Environmental Data Resources, Inc. under arrangement with The Sanborn Library, LLC. Information on this Sanborn® Map is derived from Sanborn field surveys conducted in:

Copyright © 1972 (Year) The Sanborn Library, LLC JW (EDR Research Associate)

Reproduction in whole or in part of any map of The Sanborn Library, LLC may be prohibited without prior written permission from The Sanborn Library, LLC.

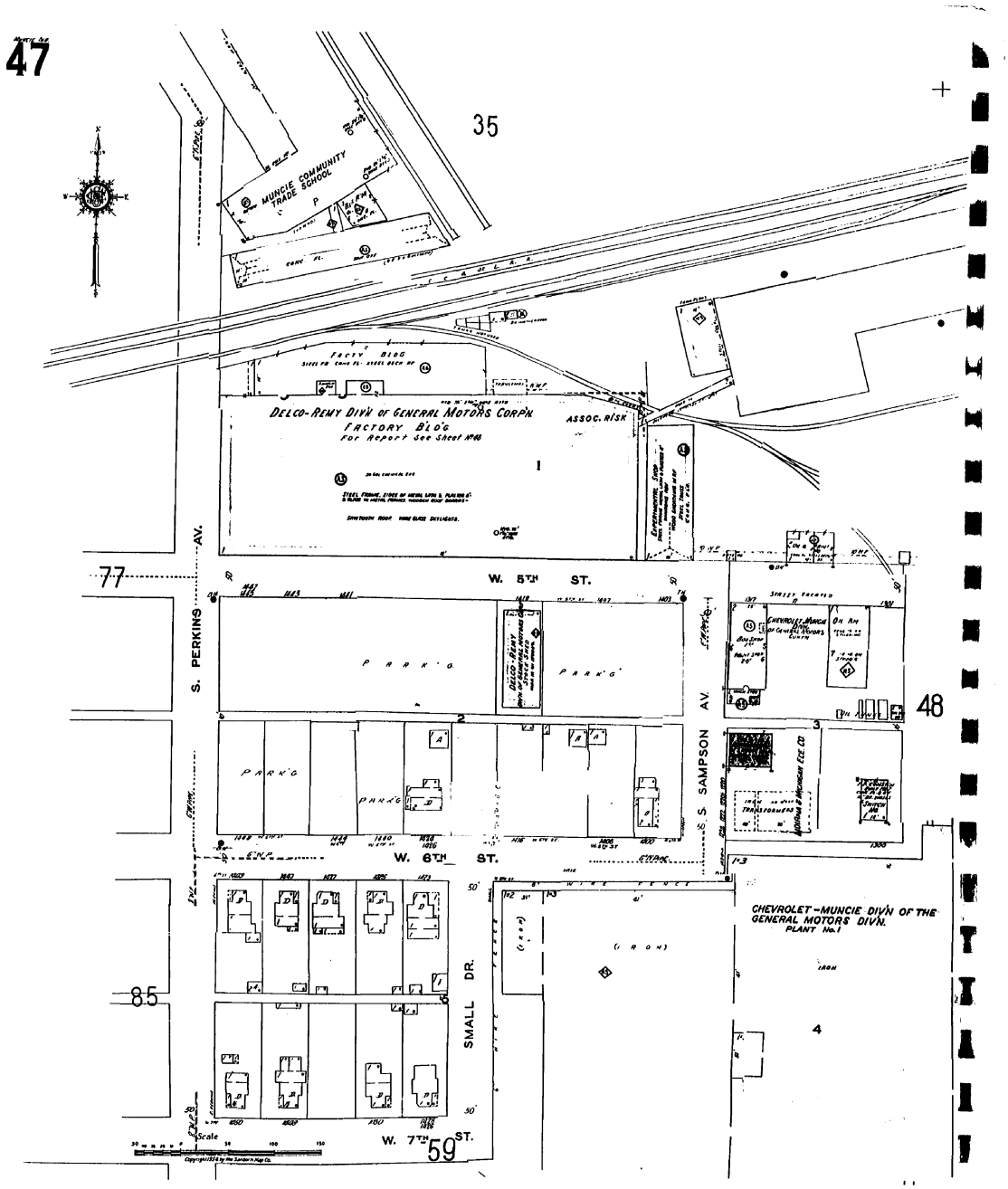

The Sanborn Library, LLC

This Sanborn® Map is a certified copy produced by Environmental Data Resources, Inc. under arrangement with The Sanborn Library, LLC. Information on this Sanborn® Map is derived from Sanborn field surveys conducted in:

Copyright © 1972 (Year) The Sanborn Library, LLC JW (EDR Research Associate)

Reproduction in whole or in part of any map of The Sanborn Library, LLC may be prohibited without prior written permission from The Sanborn Library, LLC.

Appendix I

Historical Borehole Stratigraphic and Monitoring Well Instrumentation Logs

BORING LOG / MONITORING WELL DIAGRAM

ABB ENVIRONMENTAL SERVICES, INC.

PROJECT NO.: 5774-03	PROJECT NAME: NVG UST Investigation		BORING/WELL DESIGNATION: C-1	BORING/WELL LOCATION:
DRILLING CONTRACTOR: E.T.S.	DRILLING METHOD: Hollow-Stem Auger		BOREHOLE SIZE: 8 IN.	BOREHOLE DEPTH: 2.0 FT.
DATE STARTED: 4/26/90	DATE COMPLETED: 4/26/90	GROUND ELEV.: FT.	MEASURING POINT ELEV: FT.	WELL DEPTH: FT.
RIG: CME-55	DRILLER: G. Parker	HELPER: O. Black	LOGGED BY: O. Argentati	

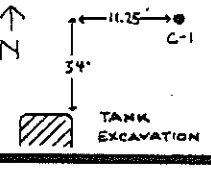

DEPTH (FT.)	DESCRIPTION	SAMPLE NO.	SAMPLE TYPE	BLOW COUNTS(N)	P.I. METER	COMMENTS	WELL DATA
0					(ppm)		
	CONCRETE						
	Black wet soils				33.0	Black liquid flowing into the hole	
	END OF BORING AT 2 FEET						
5							
10							
15							
20							

NOTES:

BORING LOG / MONITORING WELL DIAGRAM

ABB ENVIRONMENTAL SERVICES, INC.

PROJECT NO.: 5774-03	PROJECT NAME: NVG UST Investigation		BORING/WELL DESIGNATION: C-2	BORING/WELL LOCATION:
DRILLING CONTRACTOR: E.T.S.	DRILLING METHOD: Hollow-Stem Auger	BOREHOLE SIZE: 8 IN.	BOREHOLE DEPTH: 2.0 FT.	
DATE STARTED: 4/26/90	DATE COMPLETED: 4/26/90	GROUND ELEV.: FT.	MEASURING POINT ELEV: FT.	WELL DEPTH: FT.
RIG: CME-55	DRILLER: G. Parker	HELPER: D. Block	LOGGED BY: D. Argentati	

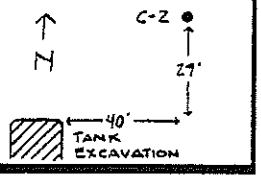

DEPTH (FT.)	DESCRIPTION	SAMPLE NO.	SAMPLE TYPE	BLOW COUNTS(N)	P.I. METER (ppm)	COMMENTS	WELL DATA
0	Black oily soil, dry				3.2	No liquid.	
	END OF BORING AT 2 FEET						
5							
10							
15							
20							

NOTES:

BORING LOG / MONITORING WELL DIAGRAM

A&B ENVIRONMENTAL SERVICES, INC.

PROJECT NO.: 5774-03	PROJECT NAME: NVG UST Investigation		BORING/WELL DESIGNATION: C-3	BORING/WELL LOCATION:
DRILLING CONTRACTOR: E.T.S.		DRILLING METHOD: Hollow-Stem Auger	BOREHOLE SIZE: 8 IN.	BOREHOLE DEPTH: 2.0 FT.
DATE STARTED: 4/26/90	DATE COMPLETED: 4/26/90	GROUND ELEV.: FT.	MEASURING POINT ELEV: FT.	WELL DEPTH: FT.
RIG: CME-55	DRILLER: G. Parker	HELPER: D. Black	LOGGED BY: O. Argentati	

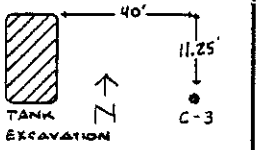

DEPTH (FT.)	DESCRIPTION	SAMPLE NO.	SAMPLE TYPE	BLOW COUNTS(N)	P.I. METER	COMMENTS	WELL DATA
0					(ppm)		
	Black oily moist soil				4.0	No flowing liquid.	
	CLAY - moist						
	END OF BORING AT 2 FEET						
5							
10							
15							
20							

NOTES:

BORING LOG / MONITORING WELL DIAGRAM

ABB ENVIRONMENTAL SERVICES, INC.

PROJECT NO.: 5774-03	PROJECT NAME: NVG UST Investigation		BORING/WELL DESIGNATION: C-4	BORING/WELL LOCATION:
DRILLING CONTRACTOR: E.T.S.	DRILLING METHOD: Hollow-Stem Auger	BOREHOLE SIZE: 8 IN.	BOREHOLE DEPTH: 4.5 FT.	
DATE STARTED: 5/14/90	DATE COMPLETED: 5/18/90	GROUND ELEV.: FT.	MEASURING POINT ELEV: FT.	WELL DEPTH: FT.
RIG: CME-55	DRILLER: G. Parker	HELPER: D. Black	LOGGED BY: D. Argentati	

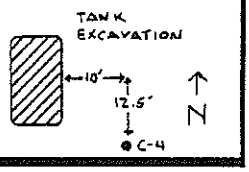

DEPTH (FT.)	DESCRIPTION	SAMPLE NO.	SAMPLE TYPE	BLOW COUNTS(N)	P.I. METER (ppm)	COMMENTS	WELL DATA
0	CONCRETE					No samples collected	
	SILTY SAND - black sludge					Liquid coming in the hole slowly at 2.5 feet below grade	
	CLAY - dark gray, stained (cuttings)					Hole filled within 2 inches below grade within 2 hours	
5	END OF BORING AT 4.5 FEET					On 5-18-90, pumped out hole. Liquid entered hole immediately and filled with liquid to the same elevation	
10							
15							
20							

NOTES:

BORING LOG / MONITORING WELL DIAGRAM

ABB ENVIRONMENTAL SERVICES, INC.

PROJECT NO.: 5774-03	PROJECT NAME: NVG UST Investigation		BORING/WELL DESIGNATION: C-5	BORING/WELL LOCATION:
DRILLING CONTRACTOR: E.T.S.		DRILLING METHOD: Hollow-Stem Auger	BOREHOLE SIZE: 8 IN.	BOREHOLE DEPTH: 5.0 FT.
DATE STARTED: 5/14/90	DATE COMPLETED: 5/18/90	GROUND ELEV.: FT.	MEASURING POINT ELEV: FT.	WELL DEPTH: FT.
RIG: CME-55	DRILLER: G. Parker	HELPER: D. Black	LOGGED BY: D. Argentati	

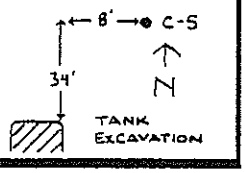

DEPTH (FT.)	DESCRIPTION	SAMPLE NO.	SAMPLE TYPE	BLOW COUNTS(N)	P.I. METER (ppm)	COMMENTS	WELL DATA
0	CONCRETE					No samples collected	
	CLAY - black oily sludge						
	CLAY - dark gray, stained (cuttings)					Liquid coming in the hole fast at 4 feet below grade	
5	END OF BORING AT 5 FEET					Hole filled with liquid within 1 foot below grade in 2 hours	
						On 5-18-90, pumped out hole. Liquid entered the hole immediately and filled with liquid to the same elevation	
10							
15							
20							

NOTES:

@PJL RDYMSG DISPLAY = ""

BORING LOG / MONITORING WELL DIAGRAM

ABB ENVIRONMENTAL SERVICES, INC.

PROJECT NO.: 8826-02	PROJECT NAME: NVG UST Investigation		BORING/WELL DESIGNATION: HA - 1P	BORING/WELL LOCATION: NORTH END OF LOADING DOCK, EAST OF QUENCH TANK 14
DRILLING CONTRACTOR: AEC DRILLING	DRILLING METHOD: HYDRAULIC PROBE	BOREHOLE SIZE: 1.0 IN.	BOREHOLE DEPTH: 15.5 FT.	
DATE STARTED: 6/08/95	DATE COMPLETED: 6/08/95	GROUND ELEV.: - - FT.	MEASURING POINT ELEV: - - FT.	WELL DEPTH: - - FT.
RIG: GEOPROBE	DRILLER: K. MCMILLAN	HELPER: J. RIFFE	LOGGED BY: P. KACZOR	

DEPTH (FT.)	DESCRIPTION	SAMPLE NO.	SAMPLE TYPE	BLOW COUNTS(N)	PI METER (ppm)	COMMENTS	WELL DATA
0	CONCRETE AND STONE	7"					NO WELL INSTALLED
	CLAYEY SAND - trace gravel, fine to coarse, well graded, medium dense, damp, brown, massive, SC, petroleum odor.	7"-4'	REF	NA	1		
5.0	CLAY - little fine sand, moderately plastic, firm, moist, olive gray, mottling, CL, apparent petroleum odor.	4-8'	REF	NA	2		
	CLAY - little fine sand, trace fine gravel, plastic, soft, CL, apparent petroleum odor.	8-12'	LAB	NA	4.5		
10.0							
	SANDY CLAY - trace fine gravel, fine to coarse sand, plastic, very soft, saturated, gray-green, massive, CL, apparent petroleum odor.	12-15.5'	LAB	NA	2.5		
15.0	END OF BORING AT 15.5 FEET						
20.0							
25.0							
30.0							
35.0							

NOTES:

DUP - DUPLICATE SAMPLE
LAB - LABORATORY SAMPLE
NA - NOT APPLICABLE
PI METER - SAMPLES SCREENED USING A PHOTOIONIZATION METER, EXPRESSED IN PPM

REF - REFERENCE SAMPLE

PI-LOG1

MI253

BORING LOG / MONITORING WELL DIAGRAM

ABB ENVIRONMENTAL SERVICES, INC.

PROJECT NO.: 8826-02	PROJECT NAME: NVG UST Investigation		BORING/WELL DESIGNATION: HA - 2P	BORING/WELL LOCATION:
DRILLING CONTRACTOR: AEC DRILLING		DRILLING METHOD: HYDRAULIC PROBE	BOREHOLE SIZE: 1.0 IN.	BOREHOLE DEPTH: 16 FT.
DATE STARTED: 6/08/95	DATE COMPLETED: 6/08/95	GROUND ELEV.: - - FT.	MEASURING POINT ELEV: - - FT.	WELL DEPTH: - - FT.
RIG: GEOPROBE	DRILLER: K. MCMILLAN	HELPER: - -	LOGGED BY: P. KACZOR	NORTH END OF LOADING DOCK, EAST OF QUENCH TANK 14

DEPTH (FT.)	DESCRIPTION	SAMPLE NO.	SAMPLE TYPE	BLOW COUNTS(N)	PI METER (ppm)	COMMENTS	WELL DATA
0	CONCRETE AND STONE	7"					NO WELL INSTALLED
	SAND - trace fine gravel, fine to coarse, well graded, loose, damp, brown, massive, SW, black staining on lower portion, sweet odor.	7"-4'	REF	NA	1.5		
5.0	SANDY CLAY - trace coarse sand, firm, moderately plastic, damp, gray, massive, CL, slight black staining, apparent petroleum odor.	4-8'	REF	NA	2		
10.0		8-12'	LAB	NA	3		
	CLAY - some sand, plastic, soft, damp, olive gray, massive, CL, apparent petroleum odor. Cement fragment 1.5' down sample.	12-16'	REF / LAB	NA	2.5		
15.0	END OF BORING AT 16 FEET						
20.0							
25.0							
30.0							
35.0							

NOTES:

DUP - DUPLICATE SAMPLE
LAB - LABORATORY SAMPLE
NA - NOT APPLICABLE
PI METER - SAMPLES SCREENED USING A PHOTOIONIZATION METER, EXPRESSED IN PPM

REF - REFERENCE SAMPLE

PI-LOG1

MI253

BORING LOG / MONITORING WELL DIAGRAM

ABB ENVIRONMENTAL SERVICES, INC.

PROJECT NO.: 8826-02	PROJECT NAME: NVG UST Investigation	BORING/WELL DESIGNATION: HA - 3		BORING/WELL LOCATION:
DRILLING CONTRACTOR: AEC DRILLING	DRILLING METHOD: HAND SAMPLING	BOREHOLE SIZE: 4.0 IN.	BOREHOLE DEPTH: 5.5 FT.	INSIDE HEAT TREAT AREA, IMMEDIATELY SOUTH OF BREAK ROOM. 5' WEST OF OUTSIDE WALL, 10' SOUTH OF BREAK ROOM WALL.
DATE STARTED: 6/08/95	DATE COMPLETED: 6/08/95	GROUND ELEV.: - - FT.	MEASURING POINT ELEV: - - FT.	WELL DEPTH: - - FT.
RIG: NA	DRILLER: J. RIFFE	HELPER: J. MADDING	LOGGED BY: P. KACZOR	

DEPTH (FT.)	DESCRIPTION	SAMPLE NO.	SAMPLE TYPE	BLOW COUNTS(N)	PI METER	COMMENTS	WELL DATA
0					(ppm)		
	CONCRETE	0-1'					
	SAND - little clay, trace gravel, fine to coarse, well graded, medium dense, damp, brown, massive, SW, black staining.	1-2'	REF	NA	1.5		
2.0	SANDY CLAY - trace gravel, plastic, soft, damp, gray-brown, massive, CL.	2-3'	REF	NA	2		
	CLAY - little sand, plastic, firm, moist, gray-brown, massive, CL, petroleum odor.	3-4'	REF	NA	2		
4.0	CLAY - as above, except trace fine gravel, some black staining.	4-5'	LAB	NA	2		
	END OF BORING AT 5 FEET					REFUSAL OF HAND AUGER AND DISCRETE SOIL SAMPLER. ABANDON HOLE AT 5 FEET.	
6.0							
8.0							
10.0							
12.0							
14.0							

NOTES:

DUP - DUPLICATE SAMPLE
LAB - LABORATORY SAMPLE
NA - NOT APPLICABLE
PI METER - SAMPLES SCREENED USING A PHOTOIONIZATON METER, EXPRESSED IN PPM

BORING LOG / MONITORING WELL DIAGRAM

ABB ENVIRONMENTAL SERVICES, INC.

PROJECT NO.: 8826-02	PROJECT NAME: NVG UST Investigation	BORING/WELL DESIGNATION: HA - 4		BORING/WELL LOCATION: NORTHEAST CORNER OF RECLAIM NO. 2 TANK
DRILLING CONTRACTOR: AEC DRILLING	DRILLING METHOD: HAND SAMPLING	BOREHOLE SIZE: 4.0 IN.	BOREHOLE DEPTH: 6.0 FT.	
DATE STARTED: 6/07/95	DATE COMPLETED: 6/07/95	GROUND ELEV.: - - FT.	MEASURING POINT ELEV: - - FT.	WELL DEPTH: - - FT.
RIG: NA	DRILLER: J. RIFFE	HELPER: J. MADDING	LOGGED BY: P. KACZOR	

DEPTH (FT.)	DESCRIPTION	SAMPLE NO.	SAMPLE TYPE	BLOW COUNTS(N)	PI METER (ppm)	COMMENTS	WELL DATA
0	PEA STONE	0-2.1'					
2.0	SAND - trace silt, little fine to coarse gravel, fine to coarse, well graded, loose, wet, gray-brown, massive, SW, petroleum odor.	2.1-3'	REF	NA	3	USE GEOPROBE SOIL SAMPLER FROM 3-6'	
4.0	SANDY CLAY - fine to medium sand, moderately graded, soft, damp, massive, dark brown, CL, petroleum odor.	3-6'	LAB	NA	2.5		
6.0	END OF BORING AT 6 FEET					BORE HOLE RECHARGES WITH WATER	
8.0							
10.0							
12.0							
14.0							

NOTES:

DUP - DUPLICATE SAMPLE
LAB - LABORATORY SAMPLE
NA - NOT APPLICABLE
PI METER - SAMPLES SCREENED USING A PHOTOIONIZATON METER, EXPRESSED IN PPM
REF - REFERENCE SAMPLE

-LOG1

M1253

BORING LOG / MONITORING WELL DIAGRAM

ABB ENVIRONMENTAL SERVICES, INC.

PROJECT NO.: 8826-02	PROJECT NAME: NVG UST Investigation	BORING/WELL DESIGNATION: HA - 5		BORING/WELL LOCATION: EAST MIDDLE OF RECLAIM NO. 2 TANK
DRILLING CONTRACTOR: AEC DRILLING	DRILLING METHOD: HAND SAMPLING	BOREHOLE SIZE: 4.0 IN.	BOREHOLE DEPTH: 2.0 FT.	
DATE STARTED: 6/07/95	DATE COMPLETED: 6/07/95	GROUND ELEV.: - - FT.	MEASURING POINT ELEV: - - FT.	WELL DEPTH: - - FT.
RIG: NA	DRILLER: J. RIFFE	HELPER: J. MADDING	LOGGED BY: P. KACZOR	

DEPTH (FT.)	DESCRIPTION	SAMPLE NO.	SAMPLE TYPE	BLOW COUNTS(N)	PI METER (ppm)	COMMENTS	WELL DATA
0	PEA STONE	0-2'					
2.0	BOREHOLE RECHARGES WITH WATER AND FLOATING PRODUCT, ABANDONED AT 2.0'						
4.0							
6.0							
8.0							
10.0							
12.0							
14.0							

NOTES:

DUP - DUPLICATE SAMPLE
LAB - LABORATORY SAMPLE
NA - NOT APPLICABLE
PI METER - SAMPLES SCREENED USING A PHOTOIONIZATON METER, EXPRESSED IN PPM
REF - REFERENCE SAMPLE

I-LOG1

M1253

BORING LOG / MONITORING WELL DIAGRAM

ABB ENVIRONMENTAL SERVICES, INC.

PROJECT NO.: 8826-02	PROJECT NAME: NVG UST Investigation	BORING/WELL DESIGNATION: HA - 6		BORING/WELL LOCATION:
DRILLING CONTRACTOR: AEC DRILLING	DRILLING METHOD: HAND SAMPLING	BOREHOLE SIZE: 4.0 IN.	BOREHOLE DEPTH: 5.0 FT.	SOUTHEAST CORNER OF RECLAIM NO. 2 TANK
DATE STARTED: 6/07/95	DATE COMPLETED: 6/07/95	GROUND ELEV.: - - FT.	MEASURING POINT ELEV: - - FT.	WELL DEPTH: - - FT.
RIG: NA	DRILLER: J. RIFFE	HELPER: J. MADDING	LOGGED BY: P. KACZOR	

DEPTH (FT.)	DESCRIPTION	SAMPLE NO.	SAMPLE TYPE	BLOW COUNTS(N)	PI METER	COMMENTS	WELL DATA
0					(ppm)		
	PEA STONE	0-1.8'					
2.0	SAND - trace silt, little fine to coarse gravel, fine to coarse, well graded, loose, wet, gray-brown, massive, SW, petroleum odor, black staining.	1.8-2.8'	LAB	NA	NS	COLLECT SAMPLES FOR BTEX AND PNA ANALYSIS USE GEOPROBE SOIL SAMPLER FROM 2.8-5.0'	
4.0	SAND - trace silt, trace fine gravel, fine to coarse, well graded, loose, wet, brown, massive, SW, black staining in upper half of sample, petroleum odor.	2.8-5'	LAB	NA	1.5	WATER IS PRESENT ON INSIDE OF GEOPROBE CASING	
	END OF BORING AT 5 FEET					BORE HOLE RECHARGES WITH WATER	
6.0							
8.0							
10.0							
12.0							
14.0							

NOTES:

DUP - DUPLICATE SAMPLE
LAB - LABORATORY SAMPLE
NA - NOT APPLICABLE
NS - NOT SCREENED
PI METER - SAMPLES SCREENED USING A PHOTOIONIZATON METER, EXPRESSED IN PPM
REF - REFERENCE SAMPLE

-LOG1

M1253

BORING LOG / MONITORING WELL DIAGRAM

ABB ENVIRONMENTAL SERVICES, INC.

PROJECT NO.: 8826-02	PROJECT NAME: NVG UST Investigation	BORING/WELL DESIGNATION: HA - 7		BORING/WELL LOCATION:
DRILLING CONTRACTOR: AEC DRILLING	DRILLING METHOD: HAND SAMPLING	BOREHOLE SIZE: 4.0 IN.	BOREHOLE DEPTH: 5.5 FT.	SOUTHWEST CORNER OF RECLAIM NO. 2 TANK
DATE STARTED: 6/07/95	DATE COMPLETED: 6/07/95	GROUND ELEV.: - - FT.	MEASURING POINT ELEV: - - FT.	WELL DEPTH: - - FT.
RIG: NA	DRILLER: J. RIFFE	HELPER: J. MADDING	LOGGED BY: P. KACZOR	

DEPTH (FT.)	DESCRIPTION	SAMPLE NO.	SAMPLE TYPE	BLOW COUNTS(N)	PI METER (ppm)	COMMENTS	WELL DATA
0	PEA STONE	0-2.5'					
2.0	SAND - little silt and gravel, fine to coarse, well graded, loose, moist, black staining, SW, petroleum odor.	2.5-3.5'	LAB	NA	2	USE GEOPROBE SOIL SAMPLER FROM 3.5-5.5'	
4.0	SILTY SAND - trace gravel, very fine to fine, poorly graded, loose, moist, grayish-brown, massive, SM, black staining, petroleum odor. Coarser sand from 3.5-4.5'.	3.5-5'	LAB	NA	3	COLLECT SAMPLE HA-100 (3.5-5')	
		5-5.5'	LAB			RECHARGE WATER AND PRODUCT ENTER BORE-HOLE. END SAMPLING AT 5.5'.	
	END OF BORING AT 5.5 FEET						
6.0							
8.0							
10.0							
12.0							
14.0							

NOTES:

DUP - DUPLICATE SAMPLE
LAB - LABORATORY SAMPLE
NA - NOT APPLICABLE
PI METER - SAMPLES SCREENED USING A PHOTOIONIZATON METER, EXPRESSED IN PPM
REF - REFERENCE SAMPLE

-LOG1

M1253

BORING LOG / MONITORING WELL DIAGRAM

ABB ENVIRONMENTAL SERVICES, INC.

PROJECT NO.: 8826-02	PROJECT NAME: NVG UST Investigation	BORING/WELL DESIGNATION: HA - 8		BORING/WELL LOCATION:
DRILLING CONTRACTOR: AEC DRILLING	DRILLING METHOD: HAND SAMPLING	BOREHOLE SIZE: 4.0 IN.	BOREHOLE DEPTH: 6.0 FT.	WEST MIDDLE OF RECLAIM NO. 2 TANK
DATE STARTED: 6/07/95	DATE COMPLETED: 6/07/95	GROUND ELEV.: - - FT.	MEASURING POINT ELEV: - - FT.	WELL DEPTH: - - FT.
RIG: NA	DRILLER: J. RIFFE	HELPER: J. MADDING	LOGGED BY: P. KACZOR	

DEPTH (FT.)	DESCRIPTION	SAMPLE NO.	SAMPLE TYPE	BLOW COUNTS(N)	PI METER (ppm)	COMMENTS	WELL DATA
0	PEA STONE						
		0-2.5'					
2.0	SAND - trace silt, little gravel, fine to coarse, well graded, loose, wet, gray-brown, massive, SW, petroleum odor.	2.5-3.5'	LAB	NA	3	USE GEOPROBE SOIL SAMPLER FROM 3.5-6.0'	
4.0	CLAYEY SAND - fine to medium, moderately graded, loose, damp, dark brown, massive, SC, no odor.	3.5-6'	REF	NA	2	WATER PRESENT INSIDE GEOPROBE CASING	
6.0	END OF BORING AT 6 FEET					BORE HOLE RECHARGES WITH WATER	
8.0							
10.0							
12.0							
14.0							

NOTES:

DUP - DUPLICATE SAMPLE
LAB - LABORATORY SAMPLE
NA - NOT APPLICABLE
PI METER - SAMPLES SCREENED USING A PHOTOIONIZATON METER, EXPRESSED IN PPM
REF - REFERENCE SAMPLE

-LOG1

M1253

BORING LOG / MONITORING WELL DIAGRAM

ABB ENVIRONMENTAL SERVICES, INC.

PROJECT NO.: 8826-02	PROJECT NAME: NVG UST Investigation	BORING/WELL DESIGNATION: HA - 9		BORING/WELL LOCATION:
DRILLING CONTRACTOR: AEC DRILLING	DRILLING METHOD: HAND SAMPLING	BOREHOLE SIZE: 4.0 IN.	BOREHOLE DEPTH: 2.5 FT.	NORTHWEST CORNER OF RECLAIM NO. 2 TANK
DATE STARTED: 6/07/95	DATE COMPLETED: 6/07/95	GROUND ELEV.: - - FT.	MEASURING POINT ELEV: - - FT.	WELL DEPTH: - - FT.
RIG: NA	DRILLER: J. RIFFE	HELPER: J. MADDING	LOGGED BY: P. KACZOR	

DEPTH (FT.)	DESCRIPTION	SAMPLE NO.	SAMPLE TYPE	BLOW COUNTS(N)	PI METER (ppm)	COMMENTS	WELL DATA
0	PEA STONE	0-2.5'					
2.0	BOREHOLE RECHARGES WITH WATER AND FLOATING PRODUCT, ABANDONED AT 2.5'						
4.0							
6.0							
8.0							
10.0							
12.0							
14.0							

NOTES:

DUP - DUPLICATE SAMPLE
LAB - LABORATORY SAMPLE
NA - NOT APPLICABLE
PI METER - SAMPLES SCREENED USING A PHOTOIONIZATON METER, EXPRESSED IN PPM
REF - REFERENCE SAMPLE

-LOG1

MI253

BORING LOG / MONITORING WELL DIAGRAM

ABB ENVIRONMENTAL SERVICES, INC.

PROJECT NO.: 8826-02	PROJECT NAME: NVG UST Investigation	BORING/WELL DESIGNATION: HA - 10		BORING/WELL LOCATION:
DRILLING CONTRACTOR: AEC DRILLING	DRILLING METHOD: HAND SAMPLING	BOREHOLE SIZE: 4.0 IN.	BOREHOLE DEPTH: 9.5 FT.	NORTHEAST CORNER OF RECLAIM NO. 1 TANK
DATE STARTED: 6/06/95	DATE COMPLETED: 6/06/95	GROUND ELEV.: - - FT.	MEASURING POINT ELEV: - - FT.	WELL DEPTH: - - FT.
RIG: NA	DRILLER: K. MCMILLAN	HELPER: J. RIFFE	LOGGED BY: D. WALSH	

DEPTH (FT.)	DESCRIPTION	SAMPLE NO.	SAMPLE TYPE	BLOW COUNTS(N)	PI METER (ppm)	COMMENTS	WELL DATA
0	PEA STONE	0-2'					
2.0	SAND - trace silt, little fine to coarse gravel, very fine to coarse, loose, damp, brown, massive, SW, black staining, petroleum odor.	2-3'	REF	NA	1		
	SAND - SW, as above.	3-4'	LAB	NA	2	COLLECT SAMPLES FOR BTEX AND PNA ANALYSIS	
4.0	CLAY - some fine to medium sand, trace medium gravel, moderate to non-plastic, stiff, damp, brown and olive mottling, massive, CL, black staining, petroleum odor.	4-5'	REF	NA	2.5		
	CLAY - some very fine to fine sand, moderate plasticity, firm, damp, brown, massive, CL, petroleum odor.	5-6'	REF	NA	1		
6.0	SANDY CLAY - very fine to fine, soft, plastic, damp, brown, massive, CL, petroleum odor.	6-7'	REF	NA	2		
	SANDY CLAY - CL as above.	7-8.5'	REF	NA	0.5	USE GEOPROBE SOIL SAMPLER FOR 7-9.5' INTERVAL	
8.0	SILTY SAND - little fine to medium gravel, moderately graded, damp, light brown, massive, SM, slight petroleum odor	8.5-9.5'	LAB	NA	0.5		
	END OF BORING AT 9.5 FEET						
10.0							
12.0							
14.0							

NOTES:

DUP - DUPLICATE SAMPLE
LAB - LABORATORY SAMPLE
NA - NOT APPLICABLE
PI METER - SAMPLES SCREENED USING A PHOTOIONIZATON METER, EXPRESSED IN PPM
REF - REFERENCE SAMPLE

-LOG1

M1253

BORING LOG / MONITORING WELL DIAGRAM

ABB ENVIRONMENTAL SERVICES, INC.

PROJECT NO.: 8826-02	PROJECT NAME: NVG UST Investigation	BORING/WELL DESIGNATION: HA - 11		BORING/WELL LOCATION: EAST MIDDLE OF RECLAIM NO. 1 TANK
DRILLING CONTRACTOR: AEC DRILLING	DRILLING METHOD: HAND SAMPLING	BOREHOLE SIZE: 4.0 IN.	BOREHOLE DEPTH: 5.5 FT.	
DATE STARTED: 6/07/95	DATE COMPLETED: 6/07/95	GROUND ELEV.: - - FT.	MEASURING POINT ELEV: - - FT.	WELL DEPTH: - - FT.
RIG: NA	DRILLER: J. RIFFE	HELPER: J. MADDING	LOGGED BY: P. KACZOR	

DEPTH (FT.)	DESCRIPTION	SAMPLE NO.	SAMPLE TYPE	BLOW COUNTS(N)	PI METER (ppm)	COMMENTS	WELL DATA
0	PEA STONE	0-2'					
2.0	SAND - trace silt, some fine to coarse gravel, very fine to coarse, well graded, medium dense, brown, massive, SW, black staining, petroleum odor.	2-3'	REF	NA	1		
4.0	SAND - trace clay and silt, little gravel, very fine to coarse, well graded, loose, damp, gray-brown, massive, SW, petroleum odor.	3-4.5'	REF	NA	0.5		
	SILTY SAND - very fine to fine, trace gravel, poorly graded, loose, brown, massive, SP, petroleum odor.	4.5-5.5'	LAB	NA	2.5	ENCOUNTER OBSTRUCTION AT 5.5 FEET	
6.0	END OF BORING AT 5.5 FEET						
8.0							
10.0							
12.0							
14.0							

NOTES:

DUP - DUPLICATE SAMPLE
LAB - LABORATORY SAMPLE
NA - NOT APPLICABLE
PI METER - SAMPLES SCREENED USING A PHOTOIONIZATON METER, EXPRESSED IN PPM
REF - REFERENCE SAMPLE

-LOG1

MI253

BORING LOG / MONITORING WELL DIAGRAM

ABB ENVIRONMENTAL SERVICES, INC.

PROJECT NO.: 8826-02	PROJECT NAME: NVG UST Investigation	BORING/WELL DESIGNATION: HA - 12		BORING/WELL LOCATION: SOUTHEAST CORNER OF RECLAIM NO. 1 TANK
DRILLING CONTRACTOR: AEC DRILLING	DRILLING METHOD: HAND SAMPLING	BOREHOLE SIZE: 4.0 IN.	BOREHOLE DEPTH: 9.5 FT.	
DATE STARTED: 6/07/95	DATE COMPLETED: 6/07/95	GROUND ELEV.: - - FT.	MEASURING POINT ELEV: - - FT.	WELL DEPTH: - - FT.
RIG: NA	DRILLER: J. RIFFE	HELPER: J. MADDING	LOGGED BY: P. KACZOR	

DEPTH (FT.)	DESCRIPTION	SAMPLE NO.	SAMPLE TYPE	BLOW COUNTS(N)	PI METER (ppm)	COMMENTS	WELL DATA
0	PEA STONE	0-2.3'					
2.0	SAND - trace silt, some gravel, fine to coarse, well graded, loose, moist, brown, massive, SW, black staining, petroleum odor	2.3-3.3'	LAB	NA	2.5		
4.0	SILTY SAND - trace coarse sand and fine gravel, moderately graded, loose, damp, light brown, massive, SM, black staining, petroleum odor.	3.3-5'	REF	NA	2		
6.0	SILTY SAND - as above, strong petroleum odor.	5-6.5'	REF	NA	4	ENCOUNTER OBSTRUCTION AT 5.5 FEET	
	SILTY SAND - trace gravel, well graded, loose, damp, brown, massive, SM, petroleum odor.	6.5-7.5'	REF	NA	5	ENCOUNTER OBSTRUCTION AT 7.5', USE SLIDE HAMMER TO BYPASS. USE GEOPROBE SOIL SAMPLER FOR 7.5-9.5' INTERVAL.	
8.0	SITLY SAND - trace gravel, very fine to fine, poorly graded, loose, moist, brown, massive, SM. Sand seam present, stained black with petroleum odor.	7.5-8'	REF	NA	3		
		8-9'	REF	NA	2		
		9-9.5'	LAB	NA	2		
	END OF BORING AT 9.5 FEET						
10.0							
12.0							
14.0							

NOTES:

DUP - DUPLICATE SAMPLE
LAB - LABORATORY SAMPLE
NA - NOT APPLICABLE
PI METER - SAMPLES SCREENED USING A PHOTOIONIZATON METER, EXPRESSED IN PPM
REF - REFERENCE SAMPLE

LOG1

MI253

BORING LOG / MONITORING WELL DIAGRAM

ABB ENVIRONMENTAL SERVICES, INC.

PROJECT NO.: 8826-02	PROJECT NAME: NVG UST Investigation	BORING/WELL DESIGNATION: HA - 13		BORING/WELL LOCATION:
DRILLING CONTRACTOR: AEC DRILLING		DRILLING METHOD: HAND SAMPLING	BOREHOLE SIZE: 4.0 IN.	BOREHOLE DEPTH: 9.5 FT.
DATE STARTED: 6/06/95	DATE COMPLETED: 6/06/95	GROUND ELEV.: - - FT.	MEASURING POINT ELEV: - - FT.	WELL DEPTH: - - FT.
RIG: NA	DRILLER: K. MCMILLAN	HELPER: J. RIFFE	LOGGED BY: D. WALSH	SOUTHWEST CORNER OF RECLAIM NO. 1 TANK

DEPTH (FT.)	DESCRIPTION	SAMPLE NO.	SAMPLE TYPE	BLOW COUNTS(N)	PI METER (ppm)	COMMENTS	WELL DATA
0	PEA STONE						
2.0		0-4'					
4.0	SAND - little silt, some gravel, well graded, dense, moist, dark brown, massive, SW. Black staining at 5.5-6.0 feet, apparent petroleum.	4-6'	REF	NA	2	USE GEOPROBE SOIL SAMPLER FROM 4-9.5'	
6.0	SAND - little silt, trace gravel, moderately graded, dense, damp, gray-brown, massive, SW, black staining.	6-8'	LAB / REF	NA	5		
8.0	SAND - little silt, trace fine to coarse gravel, well graded, dense, wet, brown, massive, SW, slight petroleum odor.	8-9.5'	REF / LAB	NA	1		
	END OF BORING AT 9.5 FEET						
10.0							
12.0							
14.0							

NOTES:

DUP - DUPLICATE SAMPLE
LAB - LABORATORY SAMPLE
NA - NOT APPLICABLE
PI METER - SAMPLES SCREENED USING A PHOTOIONIZATON METER, EXPRESSED IN PPM
REF - REFERENCE SAMPLE

-LOG1

MI253

BORING LOG / MONITORING WELL DIAGRAM

ABB ENVIRONMENTAL SERVICES, INC.

PROJECT NO.: 8826-02	PROJECT NAME: NVG UST Investigation	BORING/WELL DESIGNATION: HA - 14		BORING/WELL LOCATION:
DRILLING CONTRACTOR: AEC DRILLING	DRILLING METHOD: HAND SAMPLING	BOREHOLE SIZE: 4.0 IN.	BOREHOLE DEPTH: 9.5 FT.	WEST CENTER OF RECLAIM NO. 1 TANK
DATE STARTED: 6/06/95	DATE COMPLETED: 6/06/95	GROUND ELEV.: - - FT.	MEASURING POINT ELEV: - - FT.	WELL DEPTH: - - FT.
RIG: NA	DRILLER: K. MCMILLAN	HELPER: J. RIFFE	LOGGED BY: D. WALSH	

DEPTH (FT.)	DESCRIPTION	SAMPLE NO.	SAMPLE TYPE	BLOW COUNTS(N)	PI METER (ppm)	COMMENTS	WELL DATA
0	PEA STONE	0-2'					
2.0	SAND - some silt, little gravel, well graded, fine to coarse gravel, loose, wet, gray-brown, massive, SW.	2-3.5'	LAB	NA	2		
4.0	CLAY - little sand, trace fine to medium gravel, moderately plastic, stiff, damp, grayish brown, massive, CL.	3.5-6.0'	REF	NA	1	REFUSAL OF HAND AUGER AT 5.5 FEET, SWITCH TO GEOPROBE SOIL SAMPLER	
6.0	SILTY SAND - trace fine gravel, well graded, moderately dense, moist, brown, massive, SM.	6-7.5'	REF	NA	0.5		
8.0	SILTY SAND - as above, except fine to coarse gravel, grayish-brown, apparent petroleum odor and black staining.	7.5-9.5'	REF LAB	NA	1		
	END OF BORING AT 9.5 FEET						
10.0							
12.0							
14.0							

NOTES:

DUP - DUPLICATE SAMPLE
LAB - LABORATORY SAMPLE
NA - NOT APPLICABLE
PI METER - SAMPLES SCREENED USING A PHOTOIONIZATON METER, EXPRESSED IN PPM
REF - REFERENCE SAMPLE

-LOG1

M1253

BORING LOG / MONITORING WELL DIAGRAM

ABB ENVIRONMENTAL SERVICES, INC.

PROJECT NO.: 8826-02	PROJECT NAME: NVG UST Investigation	BORING/WELL DESIGNATION: HA - 15		BORING/WELL LOCATION:
DRILLING CONTRACTOR: AEC DRILLING	DRILLING METHOD: HAND SAMPLING	BOREHOLE SIZE: 4.0 IN.	BOREHOLE DEPTH: 9.5 FT.	NORTHWEST CORNER OF RECLAIM NO. 1 TANK
DATE STARTED: 6/06/95	DATE COMPLETED: 6/06/95	GROUND ELEV.: - - FT.	MEASURING POINT ELEV: - - FT.	WELL DEPTH: - - FT.
RIG: NA	DRILLER: K. MCMILLAN	HELPER: J. RIFFE	LOGGED BY: P. KACZOR	

DEPTH (FT.)	DESCRIPTION	SAMPLE NO.	SAMPLE TYPE	BLOW COUNTS(N)	PI METER (ppm)	COMMENTS	WELL DATA
0	PEA STONE	0-1.5'					
2.0	SAND - some silt, little gravel, well graded, fine to coarse gravel, loose, wet, gray-brown, massive, SW, petroleum odor, black staining from 3.5-4.5'	1.5-2.5'	REF	NA	1		
		2.5-3.5'	REF	NA	3		
		3.5-4.5'	LAB	NA	3		
4.0	SANDY CLAY - very fine to fine, moderately plastic, soft, damp, light brown, massive, CL, black staining, petroleum odor.	4.5-5.5'	REF	NA	3		
6.0	SILTY SAND - very fine to fine, poorly graded, loose, damp, gray and light brown mottling, massive, SM, petroleum odor.	5.5-7.5'	REF	NA	2.5		
8.0	SAND - trace fine to medium gravel, trace silt, very fine to medium, moderately sorted, dense, damp, brown, massive, SW, black staining, petroleum odor.	7.5-8.0'	REF	NA	3	REFUSAL OF HAND AUGER AT 7.5 FEET, SWITCH TO GEOPROBE SOIL SAMPLER	
		8.0-9.5'	LAB	NA	1		
10.0	SAND - trace fine gravel, little silt, very fine to medium, moderately graded, loose, damp, light brown, massive, SW, slight petroleum odor.						
	END OF BORING AT 9.5 FEET						
12.0							
14.0							

NOTES:

DUP - DUPLICATE SAMPLE
LAB - LABORATORY SAMPLE
NA - NOT APPLICABLE
PI METER - SAMPLES SCREENED USING A PHOTOIONIZATON METER, EXPRESSED IN PPM
REF - REFERENCE SAMPLE

-LOG1

MI253

BORING LOG / MONITORING WELL DIAGRAM

ABB ENVIRONMENTAL SERVICES, INC.

PROJECT NO.: 8826-02	PROJECT NAME: NVG UST Investigation	BORING/WELL DESIGNATION: HA - 16		BORING/WELL LOCATION:
DRILLING CONTRACTOR: AEC DRILLING	DRILLING METHOD: HAND SAMPLING	BOREHOLE SIZE: 4.0 IN.	BOREHOLE DEPTH: 10.5 FT.	EAST END OF UST
DATE STARTED: 6/08/95	DATE COMPLETED: 6/08/95	GROUND ELEV.: - - FT.	MEASURING POINT ELEV: - - FT.	WELL DEPTH: - - FT.
RIG: NA	DRILLER: J. RIFFE	HELPER: J. MADDING	LOGGED BY: P. KACZOR	

DEPTH (FT.)	DESCRIPTION	SAMPLE NO.	SAMPLE TYPE	BLOW COUNTS(N)	PI METER (ppm)	COMMENTS	WELL DATA
0	CONCRETE	0-1'					
	SILTY SAND - trace fine gravel, very fine to fine, poorly graded, dense, damp, brown, massive, SM,	1-2'	LAB	NA	BG		
2.0		2-3'	REF	NA	1		
		3-3.5'	REF	NA	0.5		
	SILTY SAND - as above, sand is fine to medium.					USE GEOPROBE SOIL SAMPLER FOR 3.5-10.5' INTERVAL	
4.0		3.5-5'	REF	NA	0.5		
		5-6'	REF	NA	BG		
6.0	SAND - some silt, trace gravel, fine to medium, moderately graded, dense, damp, brown, massive, SW, slight petroleum-like odor	6-8'	REF	NA	3.5		
8.0	SAND - as above, except fine to coarse.	8-10'	LAB	NA	3.5		
10.0		10-10.5'	REF	NA	2.5	ENCOUNTER OBSTRUCTION AT 10.5'	
	END OF BORING AT 10.5 FEET						
12.0							
14.0							

NOTES: BG - BACKGROUND
DUP - DUPLICATE SAMPLE
LAB - LABORATORY SAMPLE
NA - NOT APPLICABLE
PI METER - SAMPLES SCREENED USING A PHOTOIONIZATON METER, EXPRESSED IN PPM
REF - REFERENCE SAMPLE

PI-LOG1

M1304

SOIL BORING LOG / MONITORING WELL DIAGRAM

E.C. JORDAN CO.

PROJECT NO.: 5774-00	PROJECT NAME: HYDRA-MATIC/MUNCIE	BORING/WELL DESIGNATION: MC-1	BORING/WELL LOCATION: EAST OF ELLIOTT ST. IN 28-SPACE PARKING LOT; 38 FT. EAST OF THE WEST CURB & 31 FT. SOUTH OF THE NORTH CURB	
DRILLING CONTRACTOR: ENGINEERING & TESTING SERVICES, INC.	DRILLING METHOD: SOLID-STEM AUGERS	BOREHOLE SIZE: 4.0 IN.	BOREHOLE DEPTH: 5 FT.	
DATE STARTED: 10-18-88	DATE COMPLETED: 10-18-88	GROUND ELEV.: FT.	MEASURING POINT ELEV: N/A FT.	WELL DEPTH: -NONE- FT.
RIG: CME-55	DRILLER: T. HASKETT	HELPER: R. ZESLEY	LOGGED BY: D. ARGENTATI	

DEPTH (FT.)	SOIL DESCRIPTION	SAMPLE NO.	SAMPLE TYPE	BLOW COUNTS(N)	P.I. METER (ppm)	COMMENTS	WELL DATA
0	ASPHALT - overlying fill						
	SILTY CLAY - brown to grey; moderately plastic; firm; damp; trace sand & gravel	0-5	CUT	N/A	BG	BOREHOLE WAS SEALED WITH BENTONITE AND SAND AGGREGATE	NO WELL
5	END OF BORING AT 5 FT.						
10							
15							
20							
25							

NOTES: Boring was logged from cuttings.
Soil samples collected from auger flights.

BG - background

SOIL BORING LOG / MONITORING WELL DIAGRAM

E.C. JORDAN CO.

PROJECT NO.: 5774-00	PROJECT NAME: HYDRA-MATIC/MUNCIE	BORING/WELL DESIGNATION: MC-2	BORING/WELL LOCATION: EAST OF ELLIOTT ST. IN 20 ?-SPACE PARKING LOT; 55 FT. EAST OF THE WEST CURB & 29 FT. SOUTH OF THE NORTH CURB
...NG ENGINEER: ENGINEERING & TESTING SERVICES, INC.	DRILLING METHOD: SOLID-STEM AUGERS	BOREHOLE SIZE: 4.0 IN.	BOREHOLE DEPTH: 5 FT.
DA... STARTED: 10-18-88	DATE COMPLETED: 10-18-88	GROUND ELEV.: FT.	MEASURING POINT ELEV: N/A FT.
			WELL DEPTH: -NONE- FT.
RIG: CME-55	DRILLER: T. HASKETT	HELPER: R. ZEBLEY	LOGGED BY: D. ARGENTATI

DEPTH (FT.)	SOIL DESCRIPTION	SAMPLE NO.	SAMPLE TYPE	BLOW COUNTS(N)	P.I. METER (ppm)	COMMENTS	WELL DATA
0	ASPHALT - overlying fill						
	SILTY CLAY - dark grey; moderately plastic; firm; damp; trace sand & gravel	0-5	CUT	N/A	BG	BOREHOLE WAS SEALED WITH BENTONITE AND SAND AGGREGATE	NO WELL
5	END OF BORING AT 5 FT.						
10							
15							
20							
25							

NOTES: Boring was logged from cuttings.
Soil samples collected from auger flights.

BG - background

SOIL BORING LOG / MONITORING WELL DIAGRAM

E.C. JORDAN CO.

PROJECT NO.: 5774-00	PROJECT NAME: HYDRA-MATIC/MUNCIE	BORING/WELL DESIGNATION: MC-3	BORING/WELL LOCATION: EAST OF ELLIOTT ST. IN 207-SPACE PARKING LOT; 56 FT. EAST OF THE WEST CURB & 34 FT. NORTH OF THE SOUTH CURB
LING CTOR: ENGINEERING & TESTING SERVICES, INC.	DRILLING METHOD: SOLID-STEM AUGERS	BOREHOLE SIZE: 4.0 IN.	BOREHOLE DEPTH: 5 FT.
DATE STARTED: 10-18-88	DATE COMPLETED: 10-18-88	GROUND ELEV.: FT.	MEASURING POINT ELEV: N/A FT.
WELL DEPTH: -NONE- FT.			
RIG: CME-55	DRILLER: T. HASKETT	HELPER: R. ZEBLEY	LOGGED BY: D. ARGENTATI

DEPTH (FT.)	SOIL DESCRIPTION	SAMPLE NO.	SAMPLE TYPE	BLOW COUNTS(N)	P.I. METER	COMMENTS	WELL DATA
0					(ppm)		
	ASPHALT - overlying fill						
	SILTY CLAY - dark grey; moderately plastic; firm; damp; trace sand & gravel	0-5	CUT	N/A	BG	BOREHOLE WAS SEALED WITH BENTONITE AND SAND AGGREGATE	NO WELL
5	END OF BORING AT 5 FT.						
10							
15							
20							
25							

NOTES: Boring was logged from cuttings.
Soil samples collected from auger flights.

BG - background

SOIL BORING LOG / MONITORING WELL DIAGRAM

E.C. JORDAN CO.

PROJECT NO.: 5774-00	PROJECT NAME: HYDRA-MATIC/MUNCIE	BORING/WELL DESIGNATION: MC-4	BORING/WELL LOCATION: SOUTH OF 8th ST. IN 1st SPACE PARKING LOT; 72 FT. EAST & 69 FT. NORTH OF THE SW CORNER OF THE CHAIN LINK FENCE
ENG. OR: ENGINEERING & TESTING SERVICES, INC.	DRILLING METHOD: SOLID-STEM AUGERS	BOREHOLE SIZE: 4.0 IN.	BOREHOLE DEPTH: 5 FT.
DATE STARTED: 10-19-88	DATE COMPLETED: 10-19-88	GROUND ELEV.: FT.	MEASURING POINT ELEV: N/A FT.
WELL DEPTH: -NONE- FT.			
RIG: CME-55	DRILLER: T. HASKETT	HELPER: R. ZEBLEY	LOGGED BY: D. ARGENTATI

DEPTH (FT.)	SOIL DESCRIPTION	SAMPLE NO.	SAMPLE TYPE	BLOW COUNTS(N)	P.I. METER	COMMENTS	WELL DATA
0					(ppa)		
	ASPHALT - overlying fill						
	SILTY CLAY - dark grey; moderately plastic; firm; damp; trace sand & gravel	0-5	CUT	N/A	BG	BOREHOLE WAS SEALED WITH BENTONITE AND SAND AGGREGATE	NO WELL
5	END OF BORING AT 5 FT.						
10							
15							
20							
25							

NOTES: Boring was logged from cuttings.
Soil samples collected from auger flights.

BG - background

SOIL BORING LOG / MONITORING WELL DIAGRAM

E.C. JORDAN CO.

PROJECT NO.: 5774-00	PROJECT NAME: HYDRA-MATIC/MUNCIE	BORING/WELL DESIGNATION: MC-5	BORING/WELL LOCATION: NE CORNER OF MUD PROPERTY INSIDE CONTAINMENT AREA FOR WEST ABOVE GROUND TANK; 7 FT. WEST & 15 FT. SOUTH OF NE CORNER OF CONTAINMENT WALL
ING ENGINEERING & TESTING TOR: SERVICES, INC.	DRILLING METHOD: HAND AUGER	BOREHOLE SIZE: 3.25 IN.	BOREHOLE DEPTH: 5 FT.
DATE STARTED: 10-28-88	DATE COMPLETED: 10-28-88	GROUND ELEV.: FT.	MEASURING POINT ELEV: N/A FT.
			WELL DEPTH: -NONE- FT.
RIG: NONE	DRILLER: D. ARSENTATI	HELPER: NONE	LOGGED BY: D. ARSENTATI

DEPTH (FT.)	SOIL DESCRIPTION	SAMPLE NO.	SAMPLE TYPE	BLOW COUNTS(N)	P.I. METER (ppm)	COMMENTS	WELL DATA
0	SAND & GRAVEL - brown; medium to coarse sand; fine gravel; loose; dry; no staining	0-5	HAND AUGER	N/A	BG	BOREHOLE WAS BACKFILLED WITH BENTONITE	NO WELL
	SILTY SAND - brown; dry						
5	CLAY (at 4.5 ft.) - brown; firm; dry						
	END OF BORING AT 5 FT.						
10							
15							
20							
25							

NOTES: BG - background

SOIL BORING LOG / MONITORING WELL DIAGRAM

E.C. JORDAN CO.

PROJECT NO.: 5774-00	PROJECT NAME: HYDRA-MATIC/McNOIE	BORING/WELL DESIGNATION: MO-6	BORING/WELL LOCATION: NE CORNER OF HMD DRY WELL; INSIDE CONTAINMENT AREA FOR CENTRAL ABOVE GROUND TANK; 5 FT. WEST AND 10 FT. SOUTH OF NE CORNER OF CONTAINMENT WALL	
CONTRACTOR: O ENGINEERING & TESTING SERVICES, INC.	DRILLING METHOD: HAND AUGER	BOREHOLE SIZE: 3.25 IN.	BOREHOLE DEPTH: 5 FT.	
DATE STARTED: 10-28-88	DATE COMPLETED: 10-28-88	GROUND ELEV.: FT.	MEASURING POINT ELEV: N/A FT.	WELL DEPTH: -NONE- FT.
RIG: NONE	DRILLER: D. ARGENTATI	HELPER: NONE	LOGGED BY: D. ARGENTATI	

DEPTH (FT.)	SOIL DESCRIPTION	SAMPLE NO.	SAMPLE TYPE	BLOW COUNTS(N)	P.I. METER (ppm)	COMMENTS	WELL DATA
0	SAND & GRAVEL - brown; medium to coarse sand; fine gravel; loose; wet at 1.0 feet; grey staining	0-5	HAND AUGER	N/A	55	BOREHOLE WAS BACKFILLED WITH BENTONITE	NO WELL
	SAND & GRAVEL - brown; less staining				60		
5	CLAY (at 4.8 ft.) - soft; moist; some silt						
	END OF BORING AT 5 FT.						
10							
15							
20							
25							

NOTES:

SOIL BORING LOG / MONITORING WELL DIAGRAM

E.C. JORDAN CO.

PROJECT NO.: 5774-00	PROJECT NAME: HYDRA-MATIC/MUNCIE		BORING/WELL DESIGNATION: MC-7	BORING/WELL LOCATION: NE CORNER OF HMD PROPERTY; INSIDE CONTAINMENT AREA FOR EAST ABOVEGROUND TANK; 5 FT. EAST & 15 FT. NORTH OF SW CORNER OF THE CONTAINMENT WALL
FOR: ENGINEERING & TESTING SERVICES, INC.	DRILLING METHOD: HAND AUGER	BOREHOLE SIZE: 3.25 IN.	BOREHOLE DEPTH: 5 FT.	
DATE STARTED: 10-03-88	DATE COMPLETED: 10-03-88	GROUND ELEV.: FT.	MEASURING POINT ELEV: N/A FT.	WELL DEPTH: -NONE- FT.
RIG: NONE	DRILLER: D. ARGENTATI	HELPER: NONE	LOGGED BY: D. ARGENTATI	

DEPTH (FT.)	SOIL DESCRIPTION	SAMPLE NO.	SAMPLE TYPE	BLOW COUNTS(N)	P.I. METER (ppm)	COMMENTS	WELL DATA
0	SAND & GRAVEL - brown; medium to coarse sand; fine gravel; loose; wet at 1.0 feet; grey staining	0-5	HAND AUGER	N/A	56	BOREHOLE WAS BACKFILLED WITH BENTONITE	NO WELL
	SAND & GRAVEL - coarse gravel; grey staining				50		
5	CLAY (at 4.8 ft.) - soft; moist; some silt						
	END OF BORING AT 5 FT.						
10							
15							
20							
25							

NOTES:

SOIL BORING LOG / MONITORING WELL DIAGRAM

E.C. JORDAN CO.

PROJECT NO.: 5774-00	PROJECT NAME: HYDRA-MATIC/MUNCIE	BORING/WELL DESIGNATION: MC-8	BORING/WELL LOCATION: NORTH-CENTRAL PORTION OF HMD PROPERTY 20 FT. WEST & 10 FT. SOUTH OF NW CORNER OF WASTE-WATER LAB
ING CONTRACTOR: ENGINEERING & TESTING SERVICES, INC.	DRILLING METHOD: SOLID-STEM AUGERS	BOREHOLE SIZE: 4.0 IN.	BOREHOLE DEPTH: 5 FT.
DATE STARTED: 10-20-88	DATE COMPLETED: 10-20-88	GROUND ELEV.: FT.	MEASURING POINT ELEV: N/A FT.
WELL DEPTH: -NONE- FT.			
RIG: CME-55	DRILLER: T. HASKETT	HELPER: R. ZEBLEY	LOGGED BY: D. ARSENTATI

DEPTH (FT.)	SOIL DESCRIPTION	SAMPLE NO.	SAMPLE TYPE	BLOW COUNTS(N)	P.I. METER	COMMENTS	WELL DATA
0					(ppm)		
	ASPHALT						N
	FILL - sand & gravel; glass; wood						O
						BOREHOLE WAS SEALED WITH BENTONITE AND SAND AGGREGATE	W
		0-5	CUT		BG		E
	SILTY CLAY - brown; moderately plastic; soft; moist						L
5							L
	END OF BORING AT 5 FT.						
10							
15							
20							
25							

NOTES: Boring was logged from cuttings.
Soil samples collected from auger flights.

BG - background

SOIL BORING LOG / MONITORING WELL DIAGRAM

E.C. JORDAN CO.

PROJECT NO.: 5774-00	PROJECT NAME: HYDRA-MATIC/MUNCIE	BORING/WELL DESIGNATION: MC-10	BORING/WELL LOCATION: NORTH-CENTRAL PART OF HMD PROPERTY, 20 FT. WEST & 223 FT. NORTH OF THE NW CORNER OF THE POWER HOUSE	
CONTRACTOR: ENGINEERING & TESTING SERVICES, INC.	DRILLING METHOD: SOLID-STEM AUGERS	BOREHOLE SIZE: 4.0 IN.	BOREHOLE DEPTH: 5 FT.	
DATE STARTED: 10-19-88	DATE COMPLETED: 10-19-88	GROUND ELEV.: FT.	MEASURING POINT ELEV: N/A FT.	WELL DEPTH: -NONE- FT.
RIG: CME-55	DRILLER: T. HASKETT	HELPER: R. IEBLEY	LOGGED BY: D. ARGENTATI	

DEPTH (FT.)	SOIL DESCRIPTION	SAMPLE NO.	SAMPLE TYPE	BLOW COUNTS(N)	P.I. METER	COMMENTS	WELL DATA
0					(ppm)		
	CONCRETE						NO WELL
	CLAY - brown; slightly plastic; firm; dry	0-5	CUT		BG	BOREHOLE WAS SEALED WITH BENTONITE AND SAND AGGREGATE	
	CLAY - brown; slightly plastic; soft moist; trace gravel						
5	END OF BORING AT 5 FT.						
10							
15							
20							
25							

NOTES: Boring was logged from cuttings.
Soil samples collected from auger flights.

BG - background

SOIL BORING LOG / MONITORING WELL DIAGRAM

E.C. JORDAN CO.

PROJECT NO.: 5774-00	PROJECT NAME: HYDRA-MATIC/MUNCIE	BORING/WELL DESIGNATION: MC-11	BORING/WELL LOCATION: NORTH-CENTRAL PART OF MUD PROCESS; 208 DUE NORTH OF THE NE CORNER OF THE CONTAINMENT WALL FOR THE WASTEWATER POND
C. S ENGINEERING & TESTING TOR: SERVICES, INC.	DRILLING METHOD: SOLID-STEM AUGERS	BOREHOLE SIZE: 4.0 IN.	BOREHOLE DEPTH: 5 FT.
DATE STARTED: 10-19-88	DATE COMPLETED: 10-19-88	GROUND ELEV.: FT.	MEASURING POINT ELEV: N/A FT.
RIG: CME-55	DRILLER: T. HASKETT	HELPER: R. ZESLEY	LOGGED BY: D. ARGENTATI

DEPTH (FT.)	SOIL DESCRIPTION	SAMPLE NO.	SAMPLE TYPE	BLOW COUNTS(N)	P.I. METER	COMMENTS	WELL DATA
0					(ppm)		
	ASPHALT						
	CLAYEY SILT - trace sand; slightly plastic; firm	S-5	OUT	N/A	BB	BOREHOLE WAS SEALED WITH BENTONITE AND SAND AGGREGATE	NO WELL
	SILTY CLAY - medium brown; trace gravel; firm						
5	END OF BORING AT 5 FT.						
10							
15							
20							
25							

NOTES: Boring was logged from cuttings.
Soil samples collected from auger flights.

BG - background

SOIL BORING LOG / MONITORING WELL DIAGRAM

E.C. JORDAN CO.

PROJECT NO.: 5774-00	PROJECT NAME: HYDRA-MATIC/MUNCIE	BORING/WELL DESIGNATION: HC-12	BORING/WELL LOCATION: EAST SIDE OF FORMER DELCO PROPERTY; 112 FT. WEST OF THE WEST FENCE FOR THE 263-SPACE PARKING LOT & 40 FT. SOUTH OF THE WAREHOUSE'S SOUTH WALL
DRILLING CONTRACTOR: ENGINEERING & TESTING SERVICES, INC.	DRILLING METHOD: SOLID-STEM AUGERS	BOREHOLE SIZE: 4.0 IN.	BOREHOLE DEPTH: 5 FT.
DATE STARTED: 10-19-88	DATE COMPLETED: 10-19-88	GROUND ELEV.: FT.	MEASURING POINT ELEV: N/A FT.
WELL DEPTH: -NONE- FT.			
RIG: CME-55	DRILLER: T. HASKETT	HELPER: R. ZEBLEY	LOGGED BY: D. ARGENTATI

DEPTH (FT.)	SOIL DESCRIPTION	SAMPLE NO.	SAMPLE TYPE	BLOW COUNTS(N)	P.I. METER (ppm)	COMMENTS	WELL DATA
0	CONCRETE						
	FILL - brick, glass, sand	0-5	CUT		BG	BOREHOLE WAS SEALED WITH BENTONITE AND SAND AGGREGATE	NO WELL
	SANDY CLAY - medium brown; slightly plastic; firm						
5	END OF BORING AT 5 FT.						
10							
15							
20							
25							

NOTES: Boring was logged from cuttings.
Soil samples collected from auger flights.

SOIL BORING LOG / MONITORING WELL DIAGRAM

E.C. JORDAN CO.

PROJECT NO.: 5774-00	PROJECT NAME: HYDRA-MATIC/MUNCIE	BORING/WELL DESIGNATION: HC-13	BORING/WELL LOCATION: EAST SIDE OF FOUNDRY DELCO PROPERTY; 105 FT. WEST OF THE WEST FENCE FOR THE 263-SPACE PARKING LOT & 40 FT. SOUTH OF THE WAREHOUSE'S SOUTH WALL
DRILLING CONTRACTOR: ENGINEERING & TESTING SERVICES, INC.	DRILLING METHOD: SOLID-STEM AUGERS	BOREHOLE SIZE: 4.0 IN.	BOREHOLE DEPTH: 5 FT.
D: 10-19-88	DATE COMPLETED: 10-19-88	GROUND ELEV.: FT.	MEASURING POINT ELEV: N/A FT.
			WELL DEPTH: -NONE- FT.
RIG: CME-55	DRILLER: T. HASKETT	HELPER: R. ZEBLEY	LOGGED BY: D. ARGENTATI

DEPTH (FT.)	SOIL DESCRIPTION	SAMPLE NO.	SAMPLE TYPE	BLOW COUNTS(N)	P.I. METER	COMMENTS	WELL DATA
0					(ppm)		
	CONCRETE						N O
	SANDY CLAY - medium brown; moderately plastic; firm	0-5	CUT		BG	BOREHOLE WAS SEALED WITH BENTONITE AND SAND AGGREGATE	W E L L
	GRAVELLY CLAY - some sand; stiff						
5	END OF BORING AT 5 FT.						
10							
15							
20							
25							
30							

: Boring was logged from cuttings.
Soil samples collected from auger flights.

BG - background

SOIL BORING LOG / MONITORING WELL DIAGRAM

E.C. JORDAN CO.

PROJECT NO.: 3774-01	PROJECT NAME: HYDRA-MATIC/MUNCIE	BORING/WELL DESIGNATION: MD-14	BORING/WELL LOCATION:
DRILLING CONTRACTOR: NONE	DRILLING METHOD: HAND AUGER	BOREHOLE SIZE: 3.25 IN.	BOREHOLE DEPTH: 9.2 FT.
DATE STARTED: 9-19-89	DATE COMPLETED: 9-19-89	GROUND ELEV.: FT.	MEASURING POINT ELEV: FT.
RIG: NONE	DRILLER: J. ARGENTATI	HELPER: D. BELAN	LOGGED BY: J. ARGENTATI

DEPTH (FT.)	SOIL DESCRIPTION	SAMPLE NO.	SAMPLE TYPE	BLOW COUNTS(N)	P.I. METER (ppm)	COMMENTS	WELL DATA
0	SAND AND GRAVEL - black oily staining, strong petroleum odor, wet					BOREHOLE WAS BACKFILLED WITH BENTONITE	
	GRAVEL ZONE - wet						
5	CLAY - green/gray, highly plastic, moist						
	SAND - black oily staining, moist						
	SILT - dry						
	SAND - gray staining, petroleum odor, some clay, moist						
10	AUGER REFUSAL END OF BORING AT 9.2 FT.						
15							
20							
25							
30							

NOTES:

SOIL BORING LOG / MONITORING WELL DIAGRAM

E.C. JORDAN CO.

PROJECT NO.: 3774-01	PROJECT NAME: HYDRA-MATIC/MUNCIE	BORING/WELL DESIGNATION: HC-15	BORING/WELL LOCATION:
DRILLING CONTRACTOR: NONE	DRILLING METHOD: HAND AUGER	BOREHOLE SIZE: 3.25 IN.	BOREHOLE DEPTH: 9.5 FT.
DATE STARTED: 9-19-89	DATE COMPLETED: 9-19-89	GROUND ELEV.: FT.	MEASURING POINT ELEV.: FT.
WELL DEPTH: NONE FT.			
LOGGED BY: J. ARSENAULT	DRILLER: J. DELAY		

DEPTH FT.	SOIL DESCRIPTION	SAMPLE NO.	SAMPLE TYPE	BLOW COUNTS/6"	O.V. METER (ppm)	COMMENTS	WELL DATA
	SAND - black oily staining, strong petroleum odor, wet, trace clay					BOREHOLE WAS BACKFILLED WITH BENTONITE	
	SAND AND GRAVEL - black oily staining, strong petroleum odor, wet						
5	CLAY - gray, moist						
	SANDY CLAY - black staining						
	SILT - gray, some staining, dry						
	SILTY SAND - light brown, dry, some clay, trace gravel						
10	AUGER REFUSAL END OF BORING AT 9.5 FT.						
15							
20							
25							
30							

NOTES:

SOIL BORING LOG / MONITORING WELL DIAGRAM

E.C. JORDAN CO.

PROJECT NO.: 5774-01	PROJECT NAME: HYDRA-MATIC/MUNCIE	BORING/WELL DESIGNATION: MC-1a	BORING/WELL LOCATION:	
DRILLING CONTRACTOR: NONE	DRILLING METHOD: HAND AUGER	BOREHOLE SIZE: 3.25 IN.	BOREHOLE DEPTH: 8.1 FT.	
DATE STARTED: 7-19-89	DATE COMPLETED: 7-19-89	GROUND ELEV.: FT.	MEASURING POINT ELEV: FT.	WELL DEPTH: NONE FT.
RIG: NONE	DRILLER: J. ARGENTATI	HELPER: J. BELAN	LOGGED BY: J. ARGENTATI	

DEPTH FT.)	SOIL DESCRIPTION	SAMPLE NO.	SAMPLE TYPE	BLOW COUNTS(N)	P.I. METER (ppm)	COMMENTS	WELL DATA
0	SAND AND GRAVEL - oily gray to black staining, petroleum odor, wet					BOREHOLE WAS BACKFILLED WITH BENTONITE	
5	SAND AND GRAVEL - oily black staining; strong petroleum odor, wet						
	SILT - green to gray, dry						
	SAND - gray staining, wet						
	SILTY SAND - brown, no odor, dry						
	AUGER REFUSAL END OF BORING AT 8.1 FT.						
10							
15							
20							
25							
30							

NOTES:

SOIL BORING LOG / MONITORING WELL DIAGRAM

E.C. JORDAN CO.

PROJECT NO.: 5774-01	PROJECT NAME: HYDRA-MATIC/MUNCIE	BORING/WELL DESIGNATION: MW-17	BORING/WELL LOCATION:
DRILLING CONTRACTOR: NONE	DRILLING METHOD: HAND AUGER	BOREHOLE SIZE: 3.25 IN.	BOREHOLE DEPTH: 9.5 FT.
DATE STARTED: 4-19-89	DATE COMPLETED: 4-19-89	GROUND ELEV.: FT.	MEASURING POINT ELEV: FT.
			WELL DEPTH: NONE FT.
RIG: NONE	DRILLER: D. ARGENTATI	HELPER: D. SELAK	LOGGED BY: D. ARGENTATI

DEPTH (FT.)	SOIL DESCRIPTION	SAMPLE NO.	SAMPLE TYPE	BLOW COUNTS(N)	P.I. METER (ppm)	COMMENTS	WELL DATA
0	SAND AND GRAVEL - silv black staining, strong petroleus odor, wet					BOREHOLE WAS BACKFILLED WITH BENTONITE	
5	SILT - trace gray staining, trace sand and gravel, dry						
	SANDY SILT - no staining, some gravel, dry						
	SANDY SILT - trace black staining, some gravel, dry						
10	AUGER REFUSAL END OF BORING AT 9.5 FT.						
15							
20							
25							
30							

NOTES:

SOIL BORING LOG / MONITORING WELL DIAGRAM

E.C. JORDAN CO.

PROJECT NO.: 5774-01	PROJECT NAME: HYDRA-MATIC/MUNCIE	BORING/WELL DESIGNATION: MO-18	BORING/WELL LOCATION:
DRILLING CONTRACTOR: NONE	DRILLING METHOD: HAND AUGER	BOREHOLE SIZE: 3.25 IN.	BOREHOLE DEPTH: 5.3 FT.
DATE STARTED: 9-20-89	DATE COMPLETED: 9-20-89	GROUND ELEV.: FT.	MEASURING POINT ELEV: FT.
RIG: NONE	DRILLER: J. ARGENTATI	HELPER: D. SELAN	LOGGED BY: J. ARGENTATI

DEPTH (FT.)	SOIL DESCRIPTION	SAMPLE NO.	SAMPLE TYPE	BLOW COUNTS(N)	P.I. METER	COMMENTS	WELL DATA
0	SAND AND GRAVEL - oily dark gray staining, petroleum odor, wet				0ppm		
						BOREHOLE WAS BACKFILLED WITH BENTONITE	
5	CLAY - black staining to 5.0 ft., highly plastic, some gravel, dry						
	AUGER REFUSAL END OF BORING AT 5.3 FT.						
10							
15							
20							
25							
30							

NOTES:

SOIL BORING LOG / MONITORING WELL DIAGRAM

E.C. JORDAN CO.

PROJECT NO.: 8774-01 | PROJECT NAME: HYDRA-MATIC/MUNCIE | BORING/WELL DESIGNATION: MO-19 | BORING/WELL LOCATION:

DRILLING CONTRACTOR: NONE	DRILLING METHOD: HAND AUGER	BOREHOLE SIZE: 3.25 IN.	BOREHOLE DEPTH: 6.2 FT.		
DATE STARTED: 9-20-89	DATE COMPLETED: 9-20-89	GROUND ELEV.: FT.	MEASURING POINT ELEV: FT.	WELL DEPTH: NONE FT.	
RIG: NONE	DRILLER: J. ARGENTATI	HELPER: J. SELAN	LOGGED BY: J. ARGENTATI		

DEPTH (FT.)	SOIL DESCRIPTION	SAMPLE NO.	SAMPLE TYPE	BLOW COUNTS/6"	P.I. METER (ppm)	COMMENTS	WELL DATA
	SAND - oily black staining, strong petroleum odor					BOREHOLE WAS BACKFILLED WITH BENTONITE	
5	SAND - trace black staining						
	CLAY - light brown, trace grey staining, some gravel, dry						
	SILT - no staining, dry						
	AUGER REFUSAL END OF BORING AT 6.2 FT.						
10							
15							
20							
25							
30							

NOTES:

SOIL BORING LOG / MONITORING WELL DIAGRAM

E.C. JORDAN CO.

PROJECT NO.: 3774-01 | PROJECT NAME: --DRAPANOS/MUNCIE | BORING/WELL DESIGNATION: --B-20 | BORING/WELL LOCATION:

DRILLING CONTRACTOR: NONE | DRILLING METHOD: HAND AUGER | BOREHOLE SIZE: 3.25 IN. | BOREHOLE DEPTH: 4.2 FT.

DATE STARTED: 4-20-89 | DATE COMPLETED: 4-20-89 | GROUND ELEV.: FT. | MEASURING POINT ELEV.: FT. | WELL DEPTH: NONE FT.

RIG: NONE | DRILLER: D. ARGENTATI | HELPER: D. BELAN | LOGGED BY: D. ARGENTATI

DEPTH FT.	SOIL DESCRIPTION	SAMPLE NO.	SAMPLE TYPE	BLOW COUNTS	P.I. METER (ppm)	COMMENTS	WELL DATA
0	SAND - oily black staining, petroleum odor, some gravel, wet						
	SAND - light gray staining, wet					BOREHOLE WAS BACKFILLED WITH BENTONITE	
	SILTY SAND AND GRAVEL - gray staining, petroleum odor, wet						
5	AUGER REFUSAL END OF BORING AT 4.2 FT.						
10							
15							
20							
25							
30							

NOTES:

SOIL BORING LOG / MONITORING WELL DIAGRAM

E.C. JORDAN CO.

PROJECT NO.: 5774-01	PROJECT NAME:	-FORA-MATIC/MUNCIE	BORING/WELL DESIGNATION:	MW-21	BORING/WELL LOCATION:
DRILLING CONTRACTOR: NONE	DRILLING METHOD:	HAND AUGER	BOREHOLE SIZE: 3.25 IN.	BOREHOLE DEPTH: 10 FT.	
DATE STARTED: 9-20-89	DATE COMPLETED: 9-20-89	GROUND ELEV.: FT.	MEASURING POINT ELEV: FT.	WELL DEPTH: NONE FT.	
RIG: NONE	DRILLER: D. ARGENTATI	HELPER: D. BELAN	LOGGED BY: D. ARGENTATI		

DEPTH (FT.)	SOIL DESCRIPTION	SAMPLE NO.	SAMPLE TYPE	BLOW COUNTS/N	P.I. METER	COMMENTS	WELL DATA
0	SAND - oily gray to black staining, petroleum odor, wet				ppm		
5	SAND - gray staining, petroleum odor, some gravel, wet					BOREHOLE WAS BACKFILLED WITH BENTONITE	
	CLAY - gray staining, some gravel, slight petroleum odor, dry						
	CLAYEY SILT - light brown, no stain, some sand and gravel, dry						
	CLAY - trace black staining, some gravel, slight odor, stiff, dry						
10	CLAYEY SILT - brown-grey, some gray-black stain, slight odor, dry						
	END OF BORING AT 10 FT.						
15							
20							
25							
30							

NOTES:

SOIL BORING LOG / MONITORING WELL DIAGRAM

E.C. JORDAN CO.

PROJECT NO.: 5774-01	PROJECT NAME: HYDRA-MATIC/MUNCIE	BORING/WELL DESIGNATION: MW-20	BORING/WELL LOCATION:
DRILLING CONTRACTOR: NONE	DRILLING METHOD: HAND AUGER	BOREHOLE SIZE: 3.25 IN.	BOREHOLE DEPTH: 4.2 FT.
DATE STARTED: 9-20-89	DATE COMPLETED: 9-20-89	GROUND ELEV.: FT.	MEASURING POINT ELEV.: FT.
RIG: NONE	DRILLER: D. ARGENTATI	HELPER: J. SELAN	LOGGED BY: D. ARGENTATI

DEPTH (FT.)	SOIL DESCRIPTION	SAMPLE NO.	SAMPLE TYPE	BLOW COUNTS(N)	P.I. METER (ppm)	COMMENTS	WELL DATA
0	SAND - oily black staining, petroleum odor, some gravel, wet					BOREHOLE WAS BACKFILLED WITH BENTONITE	
	SAND - light gray staining, wet						
	SILTY SAND AND GRAVEL - gray staining petroleum odor, wet						
5	AUGER REFUSAL END OF BORING AT 4.2 FT.						
10							
15							
20							
25							
30							

NOTES:

SOIL BORING LOG / MONITORING WELL DIAGRAM

E.C. JORDAN CO.

PROJECT NO.: 5774-00	PROJECT NAME: HYDRA-MATIC/MUNCIE		BORING/WELL DESIGNATION: MW-1	BORING/WELL LOCATION: SOUTH OF 8TH ST. INSIDE 134-SPACE PARKING LOT; 33 FT. EAST OF WEST FENCE & 55 FT. NORTH OF SOUTH FENCE
DRILLING CONTRACTOR: ENGINEERING & TESTING SERVICES, INC.	DRILLING METHOD: HOLLOW-STEM AUGERS	BOREHOLE SIZE: 8.0 IN.	BOREHOLE DEPTH: 92.5 FT.	
DATE STARTED: 10-26-88	DATE COMPLETED: 10-29-88	GROUND ELEV.: 111.0 FT.	MEASURING POINT ELEV: 110.97 FT.	WELL DEPTH: 92.5 FT.
RIG: MOBILE B-61	DRILLER: M. DENNY	HELPER: M. COX	LOGGED BY: D. ARGENTATI	

DEPTH (FT.)	SOIL DESCRIPTION	SAMPLE NO.	SAMPLE TYPE	BLOW COUNTS(N)	P.I. METER	COMMENTS	WELL DATA
0					(ppm)	FLUSH-MOUNT, LOCKABLE COVER SET IN CONCRETE	XXXX XXXX
	ASPHALT - with fill						
	SILTY CLAY - brown; slightly plastic; firm; moist; trace gravel						
5							
	SILTY CLAY - brown to grey; slightly plastic; firm; moist; some sand & gravel					TWO-INCH, SCHEDULE-40, FLUSH-THREADED, PVC WELL CASING	
10							
	SILTY SAND - brown; wet; fine to medium grained						
15							
	CLAYEY SILT - grey; slightly plastic; firm; moist; some sand & gravel					BENTONITE SLURRY	
20							
	SILTY SAND - grey; wet						
25							
	SILT - grey; slightly plastic; stiff; some sand & gravel						
30							

NOTES: This boring was drilled to replace "MW-1A" which had to be abandoned.
The boring was logged based on the samples from MW-1A and cuttings.
No soil samples were collected.

Elevations are relative to local benchmark.

PROJECT NO.: 5774-00	PROJECT NAME: HYDRA-MATIC/MUNCIE	BORING/WELL NUMBER: MW-1	BOREHOLE DEPTH: 92.5 FT.

DEPTH (FT.)	SOIL DESCRIPTION	SAMPLE NO.	SAMPLE TYPE	BLOW COUNTS(N)	P.I. METER (ppm)	COMMENTS	WELL DATA
30	SILT - grey; slightly plastic; stiff; some sand & gravel						
35	SAND & GRAVEL					TWO-INCH, SCHEDULE-40, FLUSH-THREADED, PVC WELL CASING	
40							
45	DOLOMITE - grey; weathered; fractured into fragments					BENTONITE SLURRY	
50							
55	DOLOMITE - grey						
60							
65	SILT - grey; stiff; some gravel						

NOTES: (See page 1)

PROJECT NO.: 5774-00	PROJECT NAME: HYDRA-MATIC/MUNCIE	BORING/WELL NUMBER: MW-1	BOREHOLE DEPTH: 92.5 FT.

DEPTH (FT.)	SOIL DESCRIPTION	SAMPLE NO.	SAMPLE TYPE	BLOW COUNTS(N)	P.I. METER	COMMENTS	WELL DATA
65					(ppm)		
	SILT - grey; stiff; some gravel					TWO-INCH, SCHEDULE-40, FLUSH-THREADED, PVC WELL CASING	
70						BENTONITE SLURRY	
75							
						BENTONITE PELLETS	
80						SILICA SAND FILTER PACK	
	LIMESTONE - grey; porous						
85						TWO-INCH, 0.010-SLOT, PVC WELL SCREEN	
90							
	END OF BORING AT 92.5 FT.						
95							
100							

NOTES: (See Page 1)

SOIL BORING LOG / MONITORING WELL DIAGRAM — E.C. JORDAN CO.

PROJECT NO.: 5774-00	PROJECT NAME: HYDRA-MATIC/MUNCIE	BORING/WELL DESIGNATION: MW-1A	BORING/WELL LOCATION: SOUTH OF 8th ST. IN 164 SPACE PARKING LOT; 54 FT. WEST OF EAST FENCE & 52 FT. NORTH OF SOUTH FENCE
DRILLING CONTRACTOR: ENGINEERING & TESTING SERVICES, INC.	DRILLING METHOD: HOLLOW-STEM AUGERS	BOREHOLE SIZE: 8.0 IN.	BOREHOLE DEPTH: 79.5 FT.
DATE STARTED: 10-19-88	DATE COMPLETED: 10-25-88	GROUND ELEV.: FT.	MEASURING POINT ELEV: FT.
WELL DEPTH: -NONE- FT.			
RIG: MOBILE B-61	DRILLER: M. DENNY	HELPER: M. COX	LOGGED BY: D. BELAN

DEPTH (FT.)	SOIL DESCRIPTION	SAMPLE NO.	SAMPLE TYPE	BLOW COUNTS(N)	P.I. METER	COMMENTS	WELL DATA
					(ppm)		
0	ASPHALT						-
		0.5-2.5	SS	4-4-7-9	BG	BOREHOLE ABANDONED BY	M
	SILTY CLAY - brown; slightly plastic; firm; moist; some sand					GROUTING TO THE GROUND	O
		2.5-4.5	SS	2-3-8-9	BG	SURFACE WITH BENTONITE	
						SLURRY	M
5							E
		5-7	SS	6-7-9-12	BG		L
							L
	SILT - brown; nonplastic; stiff to very stiff; dry; some sand & gravel	8-10	SS	13-30-19-21	BG		I
10							N
							S
		11-13	SS	24-36-31-30	BG		T
							A
		13-15	SS	10-15-28-39	BG		L
15							L
							E
	SAND - brown; very firm to dense; dry; some silt & fine gravel (subrounded)	16-18	SS	91-41-22-100	BG		D
	[cobble at 19 ft.]						
20		19-21	SS	13-31-42-81	BG		
	SAND - brown; dense to very dense; dry; poorly sorted; trace silt						
	[groundwater encountered at 23 ft.]						
		24-25.5	SS	24-68-100	BG		
25							
	SAND & GRAVEL - brown; dense to very dense; wet; some silt & fine gravel (subrounded)						
30							

NOTES: SS - split-spoon sample
BG - background

SOIL BORING LOG / MONITORING WELL DIAGRAM (CONT'D)

E.C. JORDAN CO.

PROJECT NO.: 5774-00	PROJECT NAME: HYDRA-MATIC/MUNCIE	BORING/WELL NUMBER: MW-1A	BOREHOLE DEPTH: 79.5 FT.

DEPTH (FT.)	SOIL DESCRIPTION	SAMPLE NO.	SAMPLE TYPE	BLOW COUNTS(N)	P.I. METER (ppm)	COMMENTS	WELL DATA
30	SAND & GRAVEL - brown; dense to very dense; wet; fine gravel (subrounded); some silt	29-30.5	SS	18-21-24	BG		
35	CLAYEY SILT - grey; slightly plastic; very stiff; moist; some sand & gravel	34-35.5	SS	13-22-26	BG		
40		39-40.5	SS	19-21-24	BG		
45	SAND - grey; fine; wet; fine to medium;	44-45.5	SS	19-15-12	BG		
50	CLAYEY SILT - grey; slightly plastic; very stiff; moist; some sand & gravel	49-50.5	SS	7-22-57	BG		
55	DOLOMITE - grey to brown; weathered; nonporous	54-54.3	SS	154 for 0.3	BG	DOLOMITE WAS CORED (3-inch diameter)	
60	CLAYEY SILT - grey; slightly plastic; stiff; moist; some sand & gravel						
65							

NOTES: SS - split-spoon sample
BG - background

SOIL BORING LOG / MONITORING WELL DIAGRAM (CONT'D)

E.C. JORDAN CO.

PROJECT NO.: 5774-00	PROJECT NAME: HYDRA-MATIC/MUNCIE	BORING/WELL NUMBER: MW-1A	BOREHOLE DEPTH: 79.5 FT.

DEPTH (FT.)	SOIL DESCRIPTION	SAMPLE NO.	SAMPLE TYPE	BLOW COUNTS(N)	P.I. METER	COMMENTS	WELL DATA
65					(ppm)		
	GRAVELLY CLAY - reddish brown; moderately plastic; moist; some silt; trace sand						
		69-70.5	SS	10-60-100	BG		
70	SILT - yellow; nonplastic; hard; dry; trace gravel						
75	LIMESTONE - gray; porous					LIMESTONE WAS CORED (3-inch diameter)	
	VOID SPACE - 18-inches					THE BORING WAS ABANDONED DUE TO THE LARGE VOID (SOLUTION CHANNEL?) ENCOUNTERED AT A DEPTH OF 78 FT. -- A PLUG WAS PLACED IN THE ROCK AT THE TOP OF THE VOID, THEN THE BOREHOLE WAS GROUTED WITH BENTONITE TO THE SURFACE	
80	END OF BORING AT 79.5 FT.						
85							
90						THE BORING WAS RE-LOCATED AND RE-DRILLED (SEE MW-1)	
95							
100							

NOTES: SS - split-spoon sample
BG - background

SOIL BORING LOG / MONITORING WELL DIAGRAM

E.C. JORDAN CO.

PROJECT NO.: 3774-00	PROJECT NAME: HYDRA-MATIC/MUNCIE		BORING/WELL DESIGNATION: MW-2	BORING/WELL LOCATION: SOUTH OF 8TH ST. INSIDE 134-SPACE PARKING LOT; 47 FT. EAST OF WEST FENCE & 55 FT. NORTH OF SOUTH FENCE (NEAR MW-1)
DRILLING CONTRACTOR: ENGINEERING & TESTING SERVICES, INC.	DRILLING METHOD: HOLLOW-STEM AUGERS		BOREHOLE SIZE: 8.0 IN.	BOREHOLE DEPTH: 30 FT.
DATE STARTED: 10-26-88	DATE COMPLETED: 10-27-88	GROUND ELEV.: 111.0 FT.	MEASURING POINT ELEV: 110.94 FT.	WELL DEPTH: 30 FT.
RIG: CME-55	DRILLER: T. HASKETT	HELPER: R. ZEBLEY	LOGGED BY: D. ARGENTATI	

DEPTH (FT.)	SOIL DESCRIPTION	SAMPLE NO.	SAMPLE TYPE	BLOW COUNTS(N)	P.I. METER	COMMENTS	WELL DATA
0					(ppm)	FLUSH-MOUNT LOCKABLE COVER SET IN CONCRETE	XXXX XXXX
	ASPHALT						
		NO SAMPLES					
	SANDY CLAY - brown; slightly plastic; firm; moist; trace gravel					BENTONITE SLURRY	
5							
						TWO-INCH, SCHEDULE-40, FLUSH-THREADED, PVC WELL CASING	
10	[groundwater encountered at 11 ft.]						
	SAND & GRAVEL					BENTONITE PELLETS	
15							
						SILICA SAND FILTER PACK	
20	GRAVELLY SILT - grey; nonplastic; firm; moist						
						TWO-INCH, 0.010-SLOT, PVC WELL SCREEN	
25							
30	END OF BORING AT 30 FT.						

NOTES: Boring was logged from cuttings and based on samples from adjacent deep well (MW-1)

Elevations are relative to local benchmark.

PROJECT NO.: 5774-00	PROJECT NAME: HYDRA-MATIC/MUNCIE	BORING/WELL DESIGNATION: MW-3	BORING/WELL LOCATION:
DRILLING CONTRACTOR: ENGINEERING & TESTING SERVICES, INC.	DRILLING METHOD: HOLLOW-STEM AUGERS	BOREHOLE SIZE: 3.0 IN.	BOREHOLE DEPTH: 109.5 FT.
DATE STARTED: 10-10-88	DATE COMPLETED: 10-17-88	GROUND ELEV.: 98.6 FT.	MEASURING POINT ELEV: 98.57 FT.
WELL DEPTH: 109 FT.			
RIG: MOBILE B-61	DRILLER: M. DENNY	HELPER: M. COX	LOGGED BY: D.ARGENTATI

NORTHWEST END OF FORMER DELCO-REMY PROPERTY ~~(SEE PLAN)~~
282 FT. EAST & 472 FT. NORTH OF THE NORTHWEST COR NER OF PLANS. PLANT.

DEPTH (FT.)	SOIL DESCRIPTION	SAMPLE NO.	SAMPLE TYPE	BLOW COUNTS(N)	P.I. METER	COMMENTS	WELL DATA
0					(ppm)	FLUSH-MOUNT, LOCKABLE COVER SET IN CONCRETE	XXXX XXXX
	CONCRETE, 15-inch slab						
		1.5-3.0	SS	7-4-4	BG		
	FILL - brick, wood, sand, & gravel						
		3.5-5.0	SS	6-8-4	BG		
5							
	SILTY CLAY - medium brown; slightly plastic; stiff to very stiff; some sand; trace gravel	6.5-8.0	SS	9-14-21	BG	TWO-INCH, SCHEDULE-40, FLUSH-THREADED, PVC WELL CASING	
		8.5-10.0	SS	12-15-24	BG		
10							
	SILTY CLAY - medium brown; slightly plastic; stiff to very stiff; some sand & gravel	11.5-13	SS	9-17-25	BG		
		13.5-15	SS	9-16-21	BG		
15	GRAVELLY CLAY - grey; stiff; some silt and sand						
		16.5-18	SS	7-9-13	BG		
	SAND & GRAVEL - some silt; subrounded fine gravel					BENTONITE SLURRY	
		18.5-20	SS	7-9-8	10		
20							
	(GROUNDWATER ENCOUNTERED AT 23 FT.)						
25	SAND & GRAVEL - gravel is fine to coarse and subrounded; difficult drilling; wet	25-26.5	SS	15-16-45	25		
30							

NOTES: SS - split-spoon sample
BG - background

PROJECT NO.: 5774-00	PROJECT NAME: HYDRA-MATIC/MUNCIE	BORING/WELL NUMBER: MW-3	BOREHOLE DEPTH: 109.5 FT.

DEPTH (FT.)	SOIL DESCRIPTION	SAMPLE NO.	SAMPLE TYPE	BLOW COUNTS(N)	P.I. METER (ppm)	COMMENTS	WELL DATA
30	SAND & GRAVEL - fine gravel; trace silt; very firm	30-31.5	SS	24-42-37	BG		
35		35-36.5	SS	15-15-10	BG	TWO-INCH, SCHEDULE-40, FLUSH-THREADED, PVC WELL CASING	
40	SAND & GRAVEL - fine gravel; some silt; firm	40-41.5	SS	17-27-30	BG		
45	SILT - grey; trace sand; very stiff to hard	45-46.5	SS	18-24-36	BG	BENTONITE SLURRY	
	(easy drilling at 48 ft.)						
50	SAND - grey; fine to coarse; poorly sorted	50-51.5	SS	4-10-10	BG		
	(hard drilling at 53 ft.)						
55		55-56.5	SS	43-50-REF	BG		
60	CLAYEY SAND & GRAVEL - very dense; brown; fine gravel, sand, and clay mixture	59.5-61	SS	33-50-REF	BG		
65							

NOTES: SS - split-spoon sample REF - refusal
BG - background

PROJECT NO.: 5774-00	PROJECT NAME: HYDRA-MATIC/MUNCIE	BORING/WELL NUMBER: MW-3	BOREHOLE DEPTH: 109.5 FT.

DEPTH (FT.)	SOIL DESCRIPTION	SAMPLE NO.	SAMPLE TYPE	BLOW COUNTS(N)	P.I. METER	COMMENTS	WELL DATA
65		64-65	SS	83-114-REF	(ppm)		
	CLAYEY SAND & GRAVEL - very dense; brown; fine gravel, sand, and clay mixture						
	(easier drilling at 69 ft.)						
70		70-71.5	SS	24-27-33	BG	TWO-INCH, SCHEDULE-40, FLUSH-THREADED, PVC WELL CASING	
75		74.5-76	SS	20-37-69	BG		
	SAND - fine to medium; very firm to very dense						
80		79.5-81	SS	33-67-98	BG	BENTONITE SLURRY	
85		85-86.5	SS	33-64-69	BG		
	SILT - grey to brown; hard; some sand and gravel						
90	LIMESTONE - grey; very porous; homogeneous; highly solutioned					BENTONITE PELLETS	
	[limestone was cored 3-inch diameter]					SILICA SAND FILTER PACK	
95						TWO-INCH, 0.010-SLOT, PVC WELL SCREEN	
100							

NOTES: SS - split-spoon sample REF - refusal
BG - background

SOIL BORING LOG / MONITORING WELL DIAGRAM (CONT'D)

E.C. JORDAN CO.

PROJECT NO.: 5774-00	PROJECT NAME: HYDRA-MATIC/MUNCIE	BORING/WELL NUMBER: MW-3	BOREHOLE DEPTH: 109.5 FT.

DEPTH (FT.)	SOIL DESCRIPTION	SAMPLE NO.	SAMPLE TYPE	BLOW COUNTS(N)	P.I. METER (ppm)	COMMENTS	WELL DATA
100						SILICA SAND FILTER PACK	
						TWO-INCH, 0.010-SLOT, PVC WELL SCREEN	
105	LIMESTONE - grey; very porous; homogeneous; highly solutioned						
110	END OF BORING AT 109.5 FT.						
115							
120							
125							
130							
135							

NOTES:

SOIL BORING LOG / MONITORING WELL DIAGRAM

PROJECT NO.: 5774-00	PROJECT NAME: HYDRA-MATIC/MUNCIE	BORING/WELL DESIGNATION: MW-4	BORING/WELL LOCATION: NW CORNER OF FORMER DELCO PROPERTY IN 243-SPACE PARKING LOT; 284 FT. EAST & 462 FT. NO. OF NORTHWEST CORNER OF MAIN TRANSMISSION PLANT OFFICE BLDG.
DRILLING CONTRACTOR: ENGINEERING & TESTING SERVICES, INC.	DRILLING METHOD: HOLLOW-STEM AUGERS	BOREHOLE SIZE: 8.0 IN.	BOREHOLE DEPTH: 30 FT.
DATE STARTED: 10-17-88	DATE COMPLETED: 10-18-88	GROUND ELEV.: 98.4 FT.	MEASURING POINT ELEV: 98.30 FT.
			WELL DEPTH: 29.5 FT.
RIG: MOBILE B-61	DRILLER: M. DENNY	HELPER: M. COX	LOGGED BY: D. ARGENTATI

DEPTH (FT.)	SOIL DESCRIPTION	SAMPLE NO.	SAMPLE TYPE	BLOW COUNTS(N)	P.I. METER (ppm)	COMMENTS	WELL DATA
0	CONCRETE SLAB					FLUSH-MOUNT LOCKABLE COVER SET IN CONCRETE	XXXX
	FILL - brick, wood, sand, gravel						
5						TWO-INCH, SCHEDULE-40, FLUSH-THREADED, PVC WELL CASING	
10	SILTY CLAY - medium brown; some sand and gravel					BENTONITE PELLETS	
15						SILICA SAND FILTER PACK	
20							
25	SAND & GRAVEL - fine to coarse gravel; trace silt; wet	25-26.5	SS		29	TWO-INCH, 0.010-SLOT, PVC WELL SCREEN	
30	END OF BORING AT 30 FT.						

NOTES: Boring was logged from cuttings and based on samples from adjacent deep well.

SS - split-spoon sample

Elevations are relative to local benchmark.

SOIL BORING LOG / MONITORING WELL DIAGRAM

E.C. JORDAN CO.

PROJECT NO.: 5774-00	PROJECT NAME: HYDRA-MATIC/MUNCIE	BORING/WELL DESIGNATION: MW-5	BORING/WELL LOCATION: NORTH-CENTRAL PORTION OF FORMER DELCO PROPERTY; IN 520-SPACE PARKING LOT; 350 FT. WEST OF THE EAST FENCE & 45 FT. SOUTH OF THE NORTH FENCE
DRILLING CONTRACTOR: ENGINEERING & TESTING SERVICES, INC.	DRILLING METHOD: HOLLOW-STEM AUGERS	BOREHOLE SIZE: 8.0 IN.	BOREHOLE DEPTH: 30 FT.
DATE STARTED: 10-25-88	DATE COMPLETED: 10-25-88	GROUND ELEV.: 101.9 FT.	MEASURING POINT ELEV: 101.84 FT.
WELL DEPTH: 30 FT.			
RIG: CME 55	DRILLER: T. HASKETT	HELPER: R. ZEBLEY	LOGGED BY: D. ARGENTATI

DEPTH (FT.)	SOIL DESCRIPTION	SAMPLE NO.	SAMPLE TYPE	BLOW COUNTS(N)	P.I. METER	COMMENTS
0					(ppm)	FLUSH-MOUNT LOCKABLE COVER SET IN CONCRETE
	CONCRETE SLAB					
		1-3	SS	6-5-4-2	BG	
		3-5	SS	1-1-2-3	BG	
5	SILTY CLAY - brown; slightly plastic; soft; moist; some sand; trace gravel					
		5.5-7.5	SS	2-2-3-4	BG	TWO-INCH, SCHEDULE-40, FLUSH-THREADED, PVC WELL CASING
		8-10	SS	1-2-5-5	BG	
10	SILTY CLAY - brown; slightly plastic; firm; damp; some sand & gravel	10.5-12.5	SS	3-6-8-13	BG	
		13-15	SS	10-8-10-12	BG	BENTONITE PELLETS
15						
		15.5-17.5	SS	4-6-7-10	BG	
	SILT - grey; slightly plastic; firm; damp; trace gravel, clay, and sand	18-20	SS	4-5-6-7	BG	SILICA SAND FILTER PACK
20						
		23-25	SS	9-12-33-16	BG	TWO-INCH, 0.010-SLOT, PVC WELL SCREEN
25	SILTY SAND - grey; firm; wet; some gravel					
	SAND & GRAVEL - grey to brown; very firm; wet; trace silt	28-30	SS	9-20-21-20	BG	
	END OF BORING AT 30 FT.					

WELL DATA: XXXX | XXXX

NOTES: SS - split-spoon sample
BG - background

Elevations are relative to a local benchmark.

SOIL BORING LOG / MONITORING WELL DIAGRAM

E.C. JORDAN CO.

PROJECT NO.: 5774-00	PROJECT NAME: HYDRA-MATIC/MUNCIE	BORING/WELL DESIGNATION: MW-6	BORING/WELL LOCATION: NORTH-CENTRAL PORTION OF TRANSM. PLANT PROPERTY; 50 FT. WEST & 100 FT. NORTH OF THE NORTHWEST CORNER OF WASTEWATER LAB
...NG CONTRACTOR: ENGINEERING & TESTING SERVICES, INC.	DRILLING METHOD: HOLLOW-STEM AUGERS	BOREHOLE SIZE: 8.0 IN.	BOREHOLE DEPTH: 30 FT.
DATE STARTED: 10-25-88	DATE COMPLETED: 10-25-88	GROUND ELEV.: 101.2 FT.	MEASURING POINT ELEV: 101.17 FT.
WELL DEPTH: 30 FT.			
RIG: CME 55	DRILLER: T. HASKETT	HELPER: R. ZEBLEY	LOGGED BY: D. ARGENTATI

DEPTH (FT.)	SOIL DESCRIPTION	SAMPLE NO.	SAMPLE TYPE	BLOW COUNTS(N)	P.I. METER	COMMENTS	WELL DATA
0					(ppm)	FLUSH-MOUNT LOCKABLE COVER SET IN CONCRETE	XXXX XXXX
		1-3	SS	2-3-3-2	BG		
		3-5	SS	3-3-4-4	BG		
5	SILTY CLAY - medium brown; moderately plastic; soft; damp; trace sand & gravel					TWO-INCH, SCHEDULE-40, FLUSH-THREADED, PVC WELL CASING	
		5.5-7.5	SS	2-2-4-4	BG		
		8-10	SS	3-4-4-6	BG		
10	SILTY CLAY - brown to grey; slightly plastic; firm; dry; some sand; trace gravel	10.5-12.5	SS	3-6-9-12	BG	BENTONITE PELLETS	
		13-15	SS	8-8-13-15	BG		
15	CLAYEY SILT - grey; slightly plastic; stiff; dry; some sand & gravel						
	(groundwater encountered at 17 ft.)	15.5-17.5	SS	7-7-11-15	BG	SILICA SAND FILTER PACK	
		18-20	SS	7-8-12-12	BG		
20							
		23-25	SS	6-14-7-8	BG	TWO-INCH, 0.010-SLOT, PVC WELL SCREEN	
25	SILTY SAND - grey; loose; wet; trace gravel						
	SAND & GRAVEL - grey; loose; wet; trace silt; gravel is fine and subrounded	28-30	SS	7-9-9-9	BG		
	END OF BORING AT 30 FT.						

NOTES: SS - split-spoon sample
BG - background

Elevations are relative to a local benchmark.

PROJECT NO.: 5774-01	PROJECT NAME: HYDRA-MATIC/MUNCIE	BORING/WELL DESIGNATION: MW-8	BORING/WELL LOCATION:
DRILLING CONTRACTOR: ENGINEERING & TESTING SERVICES, INC.	DRILLING METHOD: HOLLOW-STEM AUGERS	BOREHOLE SIZE: 8 IN.	BOREHOLE DEPTH 41 FT.
DATE STARTED: 9-12-89	DATE COMPLETED: 9-12-89	GROUND ELEV.: FT.	MEASURING POINT ELEV: 101.59 FT.	WELL DEPTH: 39 FT.
RIG: CME-55	DRILLER: M. DENNY	HELPER: D. BLACK	LOGGED BY: D. ARGENTATI

DEPTH (FT.)	SOIL DESCRIPTION	SAMPLE NO.	SAMPLE TYPE	BLOW COUNTS(N)	P.I. METER (ppm)	COMMENTS	WELL DATA
0	ASPHALT	0-2	SS	8/5/3	BG	FLUSH-MOUNT, LOCKABLE COVER SET IN CONCRETE	XXXX
	SILTY SAND AND GRAVEL - dry						
	SILTY CLAY - black staining, slightly plastic, soft, dry	2-4	SS	1/1/2/3	BG	TWO-INCH, SCHEDULE-40, FLUSH-THREADED, PVC WELL CASING	
5		4-6	SS	2/3/3/5	BG		
	SILTY CLAY - gray and brown mottled, slightly plastic, soft, dry	6-8	SS	2/3/3/4	BG	BENTONITE SLURRY	
	SILTY CLAY - gray and brown mottled, slightly plastic, firm, dry, some gravel, trace sand	8-10	SS	3/6/12/12	BG		
10							
	SANDY CLAY - slightly plastic, firm, wet, trace gravel	13-15	SS	4/4/6/7	BG		
15							
	SILTY CLAY - gray, stiff, dry, some sand, trace gravel	18-20	SS	5/7/17/20	BG		
20							
	SILTY CLAY - gray, stiff, dry, some gravel, trace sand	23-25	SS	11/25/15/18	BG		
25						BENTONITE PELLETS	
		28-30	SS	5/8/10/20	BG	TWO-INCH, 0.010-SLOT, PVC WELL SCREEN	XXXX
30							

NOTES: SS - Split-spoon sample
BG - background

SOIL BORING LOG / MONITORING WELL DIAGRAM (FORM 3)

PROJECT NO.: 5774-01	PROJECT NAME: HYDRA-MATIC/MUNCIE	BORING/WELL NUMBER: MW-8	BOREHOLE DEPTH: 41 FT.

DEPTH (FT.)	SOIL DESCRIPTION	SAMPLE NO.	SAMPLE TYPE	BLOW COUNTS(N)	P.I. METER	COMMENTS	WELL DAT
30	SILTY CLAY - gray, stiff, dry, some gravel, trace sand				(ppm)	TWO-INCH, 0.010-SLOT PVC WELL SCREEN	
						SILICA SAND FILTER PACK	
35	SAND AND GRAVEL - medium-brown, very firm, wet, some silt	36-38	SS	20/25/25/29	BG		
40		39-41	SS	20/25/25/32	BG		
	END OF BORING AT 41 FT.						
45							
50							
55							
60							
65							

NOTES: SS - Split-spoon sample
BG - Background

SOIL BORING LOG / MONITORING WELL DIAGRAM

S.E. DEPOT CO.

PROJECT NO.: 5774-01	PROJECT NAME: HYDRA-MATIC/MUNCIE	BORING/WELL DESIGNATION: MW-9	BORING/WELL LOCATION:
DRILLING CONTRACTOR: ENGINEERING & TESTING SERVICES, INC.	DRILLING METHOD: HOLLOW-STEM AUGERS	BOREHOLE SIZE: 8 IN.	BOREHOLE DEPTH: 30 FT.
DATE STARTED: 9-12-89	DATE COMPLETED: 9-12-89	GROUND ELEV.: FT.	MEASURING POINT ELEV: 93.15 FT.
WELL DEPTH: 27 FT.			
RIG: CME-55	DRILLER: M. DENNY	HELPER: D. BLACK	LOGGED BY: D. ARGENTATI

DEPTH (FT.)	SOIL DESCRIPTION	SAMPLE NO.	SAMPLE TYPE	BLOW COUNTS(N)	P.I. METER	COMMENTS	WELL DATA
0	ASPHALT (0.3)					FLUSH-MOUNT, LOCKABLE COVER SET IN CONCRETE	
	SILTY CLAY - medium-brown, soft, dry, trace gravel	0-2	SS	2/3/4	BG		
	GRAVELLY SILT - medium-brown, stiff, dry, some clay, some sand	2-4	SS	4/10/12/12	BG	TWO-INCH, SCHEDULE-40, FLUSH-THREADED, PVC WELL CASING	
5		4-6	SS	4/11/12/16	BG		
	GRAVELLY SILT - gray, stiff, dry, some sand, trace clay	6-8	SS	4/6/10/10	BG	BENTONITE SLURRY	
	GRAVELLY SILT - brown, stiff, dry, some sand, trace clay	8-10	SS	6/8/12/14	BG		
10							
	SAND AND GRAVEL - medium-brown, medium to coarse sand, fine gravel, firm, wet	13-15	SS	10/12/14/13	BG	BENTONITE PELLETS	
15							
	GRAVEL - medium-brown, fine to coarse, dense, wet, some silty sand	18-20	SS	8/40/37/25	BG		
20	(At 21-ft. a boulder was encountered, the boring was relocated 7-ft. to the south)					SILICA SAND FILTER PACK	
	SILTY SAND - gray, very firm, wet, trace gravel	23-25	SS	10/20/20/25	BG		
25						TWO-INCH, 0.010-SLOT, PVC WELL SCREEN	
	END OF BORING AT 30 FT.	28-30	SS	19/13/20/31	BG		
30							

NOTES: SS - Split-spoon sample
BG - Background

SOIL BORING LOG / MONITORING WELL DIAGRAM

PROJECT NO.: 5774-01	PROJECT NAME: HYDRA-MATIC/MUNCIE		BORING/WELL DESIGNATION: MW-10	BORING/WELL LOCATION:
DRILLING CONTRACTOR: ENGINEERING & TESTING SERVICES, INC.	DRILLING METHOD: HOLLOW-STEM AUGERS	BOREHOLE SIZE: 8 IN.	BOREHOLE DEPTH: 35 FT.	
DATE STARTED: 9- 9-89	DATE COMPLETED: 9- 9-89	GROUND ELEV.: FT.	MEASURING POINT ELEV: 96.99 FT.	WELL DEPTH: 31 FT.
RIG: CME-55	DRILLER: M. DENNY	HELPER: D. BLACK	LOGGED BY: D. ARGENTATI	

DEPTH (FT.)	SOIL DESCRIPTION	SAMPLE NO.	SAMPLE TYPE	BLOW COUNTS(N)	P.I. METER	COMMENTS	WELL DATA
					(ppm)	FLUSH-MOUNT, LOCKABLE COVER SET IN CONCRETE	XXXX XXXX
0	SILTY CLAY - medium-brown slightly plastic, firm, dry, some sand, trace gravel	0-2	SS	4/2/9	BG		
	SILTY CLAY - medium-brown with some asphalt fill, soft, dry, some sand, trace gravel	2-4	SS	1/2/1/2	BG	TWO-INCH, SCHEDULE-40, FLUSH-THREADED, PVC WELL CASING	
5		4-6	SS	1/1/1/1	BG		
	SILTY CLAY - medium-brown, slightly plastic, firm, dry, some gravel, trace sand	6-8	SS	8/10/15/12	BG	BENTONITE SLURRY	
	SILTY CLAY - brown and gray mottled, slightly plastic, firm, dry, some gravel, trace sand	8-10	SS	5/10/19/20	BG		
10							
		13-15	SS	12/15/22/19	BG		
15	SILTY SAND AND GRAVEL - medium-brown, coarse sand, fine gravel, firm, dry						
						BENTONITE PELLETS	
		18-20	SS	7/10/15/23	BG		
20	SILTY SAND AND GRAVEL - medium-brown, coarse sand, fine gravel, firm, wet					SILICA SAND FILTER PACK	
		23-25	SS	8/15/15/13	BG		
	SILTY CLAY - some sand, moist						
25	SAND AND GRAVEL - medium-brown, coarse sand, fine gravel, firm, wet					TWO-INCH, 0.010-SLOT, PVC WELL SCREEN	
		28-30	SS	7/15/11/12	BG		
30							

NOTES: SS - Split-spoon sample
BG - Background

PROJECT NO.: 5774-01	PROJECT NAME: HYDRA-MATIC/MUNCIE	BORING/WELL NUMBER: MW-10	BOREHOLE DEPTH: 35 FT.

DEPTH (FT.)	SOIL DESCRIPTION	SAMPLE NO.	SAMPLE TYPE	BLOW COUNTS(N)	P.I. METER	COMMENTS	WE DI
30	SAND AND GRAVEL - medium-brown, coarse sand, fine gravel, firm, wet				(ppm)	TWO-INCH, 0.010-SLOT PVC WELL SCREEN	
	SILT - gray, firm, dry, trace clay						
		33-35	SS	7/8/7/14	BG	SILICA SAND FILTER PACK	
35	END OF BORING AT 35 FT.						
40							
45							
50							
55							
60							
65							

NOTES: SS - Split-spoon sample
US - Undisturbed

SOIL BORING LOG / MONITORING WELL DIAGRAM

E.C. JORDAN CO.

PROJECT NO.: 5774-01	PROJECT NAME: HYDRA-MATIC/MUNCIE	BORING/WELL DESIGNATION: MW-11	BORING/WELL LOCATION:
DRILLING CONTRACTOR: ENGINEERING & TESTING SERVICES, INC.	DRILLING METHOD: HOLLOW-STEM AUGERS	BOREHOLE SIZE: 8 IN.	BOREHOLE DEPTH: 35 FT.
DATE STARTED: 9- 7-89	DATE COMPLETED: 9- 7-89	GROUND ELEV.: FT.	MEASURING POINT ELEV: 101.18 FT.
WELL DEPTH: 33 FT.			
RIG: CME-55	DRILLER: M. DENNY	HELPER: D. BLACK	LOGGED BY: D. ARSENTATI

DEPTH (FT.)	SOIL DESCRIPTION	SAMPLE NO.	SAMPLE TYPE	BLOW COUNTS(N)	P.I. METER	COMMENTS	WELL DATA
0					(ppm)	FLUSH-MOUNT, LOCKABLE COVER SET IN CONCRETE	
	ASPHALT	0-2	SS	4/3/4	BG		
	FILL - brick, gravel						
	SILTY CLAY - medium-brown, soft some sand and gravel	2-4	SS	3/4/3/4	BG	TWO-INCH, SCHEDULE-40, FLUSH-THREADED, PVC WELL CASING	
5	CLAYEY SILT - medium-brown, firm, dry, some sand and gravel	4-6	SS	3/4/7/8	BG		
		6-8	SS	4/5/12/15	BG	BENTONITE SLURRY	
		8-10	SS	5/12/15/65	BG		
10							
	SAND AND GRAVEL - medium-brown, very firm, dry	13-15	SS	4/15/25/45	BG		
15							
	GRAVELLY SILT - gray, very stiff, dry, some sand, trace clay	18-20	SS	15/18/25/45	BG		
20						BENTONITE PELLETS	
	SANDY SILT - gray, very stiff, wet						
		23-25	SS	18/15/27/35	BG	SILICA SAND FILTER PACK	
25						TWO-INCH, 0.010-SLOT, PVC WELL SCREEN	
	SAND - medium-brown, firm, wet some fine gravel, trace silt	28-30	SS	7/8/13/15	BG		
30							

NOTES: SS - Split-spoon sample
BG - Background

PROJECT NO.: 5774-01	PROJECT NAME: HYDRA-MATIC/MUNCIE	BORING/WELL NUMBER: MW-11	BOREHOLE DEPTH: 35 FT.

DEPTH (FT.)	SOIL DESCRIPTION	SAMPLE NO.	SAMPLE TYPE	BLOW COUNTS(N)	P.I. METER	COMMENTS	WELL DATA
30					(ppm)		
	SAND - medium-brown, firm, wet, some fine gravel, trace silt					SILICA SAND FILTER PACK	
						TWO-INCH. 0.010-SLOT. PVC WELL SCREEN	
		33-35	SS	13/16/21/30	SS		
35	END OF BORING AT 35 FT.						
40							
45							
50							
55							
60							
65							

NOTES: SS - Split-spoon samples

SOIL BORING LOG / MONITORING WELL DIAGRAM

PROJECT NO.: 5774-01	PROJECT NAME: HYDRA-MATIC/MUNCIE	BORING/WELL DESIGNATION: MW-12	BORING/WELL LOCATION:
DRILLING CONTRACTOR: ENGINEERING & TESTING SERVICES, INC.	DRILLING METHOD: HOLLOW-STEM AUGERS	BOREHOLE SIZE: 8 IN.	BOREHOLE DEPTH: 35 FT.
DATE STARTED: 8-31-89	DATE COMPLETED: 8-31-89	GROUND ELEV.: FT.	MEASURING POINT ELEV: 97.98 FT.
WELL DEPTH: 34 FT.			
RIG: CME-55	DRILLER: M. DENNY	HELPER: J. BLACK	LOGGED BY: D. ARGENTATI

DEPTH (FT.)	SOIL DESCRIPTION	SAMPLE NO.	SAMPLE TYPE	BLOW COUNTS(N)	P.I. METER (ppm)	COMMENTS	WELL DATA
0	CONCRETE	0-2	SS	4/6/5/7	BG	FLUSH-MOUNT, LOCKABLE COVER SET IN CONCRETE	
	FILL - sand and gravel						
	GRAVELLY CLAY - medium-brown, soft, dry, fill material, bricks, concrete fragments	2-4	SS	2/3/3/5	BG		
5		4-6	SS	4/5/11/4	BG	TWO-INCH, SCHEDULE-40, FLUSH-THREADED, PVC WELL CASING	
	CLAYEY SAND AND GRAVEL - medium-brown, very loose, moist, trace fill material, brick, wood	6-8	SS	1/1/2/1	BG		
		8-10	SS	1/1/1/1	BG		
10						BENTONITE SLURRY	
	FILL - wood, brick, moist	13-15	SS	45/18/17/16	BG		
15						BENTONITE PELLETS	
		18-20	SS	13/26/26/26	BG		
20	CLAY - some gravel, dry					SILICA SAND FILTER PACK	
	GRAVEL - medium-brown, loose, wet	23-25	SS	10/9/7/13	BG		
25						TWO-INCH, 0.010-SLOT, PVC WELL SCREEN	
	CLAYEY GRAVEL - medium-brown, firm, wet	28-30	SS	13/16/13/30	BG		
30							

NOTES: SS - Split-spoon sample
BG - background

PROJECT NO.: 5774-01	PROJECT NAME: HYDRA-MATIC/MUNCIE	BORING/WELL NUMBER: MW-12	BOREHOLE DEPTH: 35 FT.

DEPTH (FT.)	SOIL DESCRIPTION	SAMPLE NO.	SAMPLE TYPE	BLOW COUNTS(N)	P.I. METER	COMMENTS	WELL DATA
30	CLAYEY GRAVEL - medium-brown, firm, wet				(ppm)	TWO-INCH, 0.010-SLOT PVC WELL SCREEN	
	GRAVEL AND COBBLES - medium-brown, very firm, wet	33-35	SS	12/19/26/39	88	SILICA SAND FILTER PACK	
35	END OF BORING AT 35 FT.						
40							
45							
50							
55							
60							
65							

NOTES: SS - Split-spoon sample

SOIL BORING LOG / MONITORING WELL DIAGRAM

PROJECT NO.: 5774-01	PROJECT NAME: HYDRA-MATIC/MUNCIE	BORING/WELL DESIGNATION: MW-13	BORING/WELL LOCATION:
DRILLING CONTRACTOR: ENGINEERING & TESTING SERVICES, INC.	DRILLING METHOD: HOLLOW-STEM AUGERS	BOREHOLE SIZE: 8 IN.	BOREHOLE DEPTH: 30 FT.
DATE STARTED: 9- 5-89	DATE COMPLETED: 9- 5-89	GROUND ELEV.: FT.	MEASURING POINT ELEV: 98.79 FT.
			WELL DEPTH: 29 FT.
RIG: CME-55	DRILLER: M. DENNY	HELPER: D. BLACK	LOGGED BY: D. ARGENTATI

DEPTH (FT.)	SOIL DESCRIPTION	SAMPLE NO.	SAMPLE TYPE	BLOW COUNTS(N)	P.I. METER (ppm)	COMMENTS	WELL DATA
0	CONCRETE	0-2	SS	6/4/3/2	BG	FLUSH-MOUNT, LOCKABLE COVER SET IN CONCRETE	
	SILTY CLAY - gray, soft, dry, trace gravel	2-4	SS	1/1/1/1	BG		
5		4-6	SS	1/1/1/1	BG	TWO-INCH, SCHEDULE-40, FLUSH-THREADED, PVC WELL CASING	
	GRAVELLY CLAY - medium-brown, soft, dry	6-8	SS	2/3/2/2	BG		
		8-10	SS	7/6/5/7	BG		
10	SAND AND GRAVEL - medium-brown, firm, dry					BENTONITE SLURRY	
		13-15	SS	7/30/38/38	BG		
15						BENTONITE PELLETS	
	SAND - medium-brown, medium grained, some orange staining, wet, very firm, trace gravel	18-20	SS	20/26/28/ 50 for 4 inches	BG		
20						SILICA SAND FILTER PACK	
	SAND - gray, fine grained, very firm, wet, some silt, trace gravel	23-25	SS	25/25/30/ 50 for 4 inches	BG		
25						TWO-INCH, 0.010-SLOT, PVC WELL SCREEN	
	GRAVELLY SILT - gray, stiff, dry, some clay	28-30	SS	10/16/16/12	BG		
30	end of boring at 30 ft.						

NOTES: SS - Split-spoon sample
BG - background

SOIL BORING LOG / MONITORING WELL DIAGRAM

E.C. JORDAN CO.

PROJECT NO.: 5774-01	PROJECT NAME: HYDRA-MATIC/MUNCIE	BORING/WELL DESIGNATION: MW-14	BORING/WELL LOCATION:
DRILLING CONTRACTOR: ENGINEERING & TESTING SERVICES, INC.	DRILLING METHOD: HOLLOW-STEM AUGERS	BOREHOLE SIZE: 8 IN.	BOREHOLE DEPTH: 40 FT.
DATE STARTED: 9- 8-89	DATE COMPLETED: 9- 9-89	GROUND ELEV.: FT.	MEASURING POINT ELEV: 101.24 FT.
WELL DEPTH: 39 FT.			
RIG: CME-55	DRILLER: M. DENNY	HELPER: D. BLACK	LOGGED BY: D. ARGENTATI

DEPTH (FT.)	SOIL DESCRIPTION	SAMPLE NO.	SAMPLE TYPE	BLOW COUNTS(N)	P.I. METER (ppm)	COMMENTS	WELL DATA
0	CONCRETE	0-2	SS	4/4/13	BG	FLUSH-MOUNT, LOCKABLE COVER SET IN CONCRETE	XXXX XXXX
	FILL - clayey sand and gravel, soft, dry	2-4	SS	2/2/1/23	BG	TWO-INCH, SCHEDULE-40, FLUSH-THREADED, PVC WELL CASING	
5	FILL - clayey sand and gravel, firm, dry	4-6	SS	5/20/31/1	BG		
		6-8	SS	8/28/8/5	BG	BENTONITE SLURRY	
	CLAYEY SILT - medium-brown, firm, dry, some gravel	8-10	SS	7/5/4/9	BG		
10							
		13-15	SS	3/5/9/2	BG		
15	SAND - medium-brown, coarse, grained, loose, dry, some fine gravel						
	CLAYEY SILT - gray, dry	18-20	SS	1/8/28/25	BG		
20	SILT - gray, wet, some sand						
	At 21-ft. a boulder was encountered. The boring was relocated 5 ft. to the east						
	GRAVELLY SILT - gray, hard, dry, some sand, trace clay	23-25	SS	36/38/46/54	BG		
25						BENTONITE PELLETS	
						SILICA SAND FILTER PACK	
		25-30	SS	50 for 6 inches	BG	TWO-INCH, 0.010-SLOT, PVC WELL SCREEN	
30							

NOTES: SS - Split-spoon sample
BG - background

SOIL BORING LOG / MONITORING WELL DIAGRAM (CONT'D)

PROJECT NO.: 5774-01	PROJECT NAME: HYDRA-MATIC/MUNCIE	BORING/WELL NUMBER: MW-14	BOREHOLE DEPTH: 40 FT.

DEPTH (FT.)	SOIL DESCRIPTION	SAMPLE NO.	SAMPLE TYPE	BLOW COUNTS(N)	P.I. METER (ppm)	COMMENTS	WELL DAT
30	GRAVELLY SILT - gray, hard, dry, some sand, trace clay					TWO-INCH, 0.010-SLOT PVC WELL SCREEN	
	SAND AND GRAVEL - coarse grained sand, fine gravel, trace large gravel, wet	33-35	SS	8/30 for 3 inches	BG	SILICA SAND FILTER PACK	
35	GRAVELLY SILT - very hard drilling, poor sample recovery						
		38-40	SS	50 for 4 inches	BG		
40	END OF BORING AT 40 FT.						
45							
50							
55							
60							
65							

NOTES: SS - Split-spoon sample
BG - Background

BORING LOG / MONITORING WELL DIAGRAM

ABB ENVIRONMENTAL SERVICES, INC.

PROJECT NO.: 577406	PROJECT NAME: N.Y.G. - GW INVESTIGATION		BORING/WELL DESIGNATION: MW-15	BORING/WELL LOCATION:
DRILLING CONTRACTOR: E.T.S.	DRILLING METHOD: HOLLOW STEM AUGER		BOREHOLE SIZE: 10 IN.	BOREHOLE DEPTH: 26 FT.
DATE STARTED: 5/14/90	DATE COMPLETED: 5/15/90	GROUND ELEV.: FT.	MEASURING POINT ELEV: 103.61 FT.	WELL DEPTH: 25 FT.
RIG: CME 55	DRILLER: M. DENNY	HELPER: D. BLACK	LOGGED BY: D. ARGENTATI	

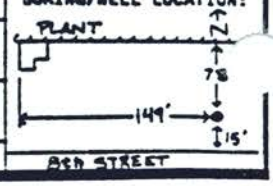

DEPTH (FT.)	DESCRIPTION	SAMPLE NO.	SAMPLE TYPE	BLOW COUNTS(N)	P.I. METER	COMMENTS	WELL DATA
0					(ppm)	FLUSH-MOUNT LOCKABLE COVER SET IN CONCRETE	XXX XXX
	ASPHALT (0-3")						
						2-INCH SCHEDULE 40 FLUSH-THREADED. PVC WELL CASING	
5	GRAVELLY SILT - medium brown, stiff, dry, some clay	4-6'	REF	5-10-12-23			
						BENTONITE SLURRY	
						BENTONITE PELLETS	
10	SAND & GRAVEL - medium brown, dense, dry, some cobbles	9-11'	LAB	36-48-46-40			
						SILICA SAND FILTER PACK	
	(no recovery)						
15		14-16'	REF	59-50 (4")			
	(groundwater at 17 feet)					2-INCH 0.010 SLOT. PVC WELL SCREEN	
	SILTY SAND - medium brown, wet						
20	GRAVEL	19-21'	REF	21-20-50 (4")			
	SILTY SAND (4")			24-38-38-50			
25	SAND & GRAVEL - gray, wet, trace silt	24-26'	REF	(4")			
	END OF BORING AT 26 FEET						

NOTES: REF - REFERENCE SAMPLES
LAB - LABORATORY SAMPLES
BG - BACKGROUND
ALL SAMPLES COLLECTED BY SPLIT-SPOON

BORING LOG / MONITORING WELL DIAGRAM

ABB ENVIRONMENTAL SERVICES, INC.

PROJECT NO.: 577406	PROJECT NAME: N.Y.G. - GW INVESTIGATION		BORING/WELL DESIGNATION: MW-16	BORING/WELL LOCATION:
DRILLING CONTRACTOR: E.T.S.	DRILLING METHOD: HOLLOW STEM AUGER	BOREHOLE SIZE: 10 IN.	BOREHOLE DEPTH: 26.5 FT.	
DATE STARTED: 5/15/90	DATE COMPLETED: 5/16/90	GROUND ELEV.: FT.	MEASURING POINT ELEV: 99.87 FT.	WELL DEPTH: 26.5 FT.
RIG: CME 55	DRILLER: M. DENNY	HELPER: D. BLACK	LOGGED BY: D. ARGENTATI	

PERKINS AVE. ← 10.5' → N — PLAN

DEPTH (FT.)	DESCRIPTION	SAMPLE NO.	SAMPLE TYPE	BLOW COUNTS(N)	P.I. METER	COMMENTS	WELL DATA
0					(ppm)	FLUSH-MOUNT LOCKABLE COVER SET IN CONCRETE	XXX XXX
	ASPHALT (0-10")						
						2-INCH SCHEDULE 40 FLUSH-THREADED, PVC WELL CASING	
5	SILTY SAND - medium brown, loose, dry, some gravel	4-6'	REF	6-9-9-11			
						BENTONITE SLURRY	
10	CLAYEY SILT - medium brown, stiff, dry, some gravel, trace sand	9-11'	REF	5-7-11-16		BENTONITE PELLETS	
						SILICA SAND FILTER PACK	
	SILTY SAND - medium brown, moist			18-25-33-30			
15	SAND AND GRAVEL - very firm, dry	14-16'	LAB				
						2-INCH 0.010 SLOT, PVC WELL SCREEN	
	SILTY SAND - medium brown, very firm, wet	19-21'	REF	17-22-23-32			
20	GRAVELLY CLAY - dry, some silt					DRILLER REPORTED VERY LOOSE SAND FROM 21.5 - 23'	
	CLAYEY SAND - gray, dense, moist to dry in some seams, some silt, trace gravel						
25		24-26'	REF	24-38-38-50 (4")			
	END OF BORING AT 26.5 FEET						

NOTES: REF - REFERENCE SAMPLES
LAB - LABORATORY SAMPLES
BG - BACKGROUND
ALL SAMPLES COLLECTED BY SPLIT-SPOON

BORING LOG / MONITORING WELL DIAGRAM

ABB ENVIRONMENTAL SERVICES, INC.

PROJECT NO.: 577406	PROJECT NAME: N.Y.G. - GW INVESTIGATION		BORING/WELL DESIGNATION: MW-17	BORING/WELL LOCATION:
DRILLING CONTRACTOR: E.T.S.		DRILLING METHOD: HOLLOW STEM AUGER	BOREHOLE SIZE: 10 IN.	BOREHOLE DEPTH: 26.0 FT.
DATE STARTED: 5/17/90	DATE COMPLETED: 5/17/90	GROUND ELEV.: FT.	MEASURING POINT ELEV: 102.4 FT.	WELL DEPTH: 24.0 FT.
RIG: CME 55	DRILLER: M. DENNY	HELPER: O. BLACK	LOGGED BY: O. ARGENTATI	

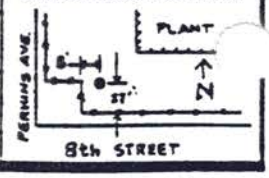

DEPTH (FT.)	DESCRIPTION	SAMPLE NO.	SAMPLE TYPE	BLOW COUNTS(N)	P.I. METER	COMMENTS	WELL DATA
0					(ppm)	FLUSH-MOUNT LOCKABLE COVER SET IN CONCRETE	XXX XXX
	ASPHALT (0-3")						
						2-INCH SCHEDULE 40 FLUSH-THREADED, PVC WELL CASING	
	CLAYEY SILT - medium brown, stiff, dry, some gravel, trace sand						
5		4-6'	REF	5-8-10-12			
						BENTONITE SLURRY	
10		9-11'	REF	3-6-10-14		BENTONITE PELLLETS	
	SAND AND GRAVEL - loose, damp to moist						
15		14-16'	REF	8-8-11-12			
	(groundwater at 16 feet)					2-INCH 0.010 SLOT, PVC WELL SCREEN	
	SAND AND GRAVEL - very dense, wet						
20		19-21'	REF	4-50 (4")		SILICA SAND FILTER PACK	
		24-26'	REF	4-50 (4")		NATIVE SAND	
	END OF BORING AT 26 FEET						

NOTES: REF - REFERENCE SAMPLES
LAB - LABORATORY SAMPLES
BG - BACKGROUND
ALL SAMPLES COLLECTED BY SPLIT-SPOON

BORING LOG / MONITORING WELL DIAGRAM

ABB ENVIRONMENTAL SERVICES, INC.

PROJECT NO.: 577406	PROJECT NAME: N.V.G. - GW INVESTIGATION		BORING/WELL DESIGNATION: MW-18	BORING/WELL LOCATION:
DRILLING CONTRACTOR: E.T.S.	DRILLING METHOD: HOLLOW STEM AUGER	BOREHOLE SIZE: 10 IN.	BOREHOLE DEPTH: 26.0 FT.	
DATE STARTED: 5/16/90	DATE COMPLETED: 5/16/90	GROUND ELEV.: 940.4 FT.	MEASURING POINT ELEV: 98.24 FT.	WELL DEPTH: 26.0 FT.
RIG: CME 55	DRILLER: M. DENNY	HELPER: D. BLACK	LOGGED BY: D. ARGENTATI	

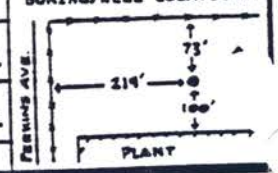

DEPTH (FT.)	DESCRIPTION	SAMPLE NO.	SAMPLE TYPE	BLOW COUNTS(N)	P.I. METER (ppm)	COMMENTS	WELL DATA
0	ASPHALT (0-3")					FLUSH-MOUNT LOCKABLE COVER SET IN CONCRETE	XXX XXX
						2-INCH SCHEDULE 40 FLUSH-THREADED. PVC WELL CASING	
5	CLAYEY SILT - medium brown. soft. dry. some sand ML	4-6' ML	REF	2-2-2-4		BENTONITE SLURRY	
10	SILTY CLAY - medium brown. slightly plastic. soft. dry. trace sand and gravel CL	9-11' CL	REF	4-4-5-6		BENTONITE PELLETS	
15	SAND AND GRAVEL - loose. damp to moist SG	14-16' SG	REF	2-6-13-13		2-INCH 0.010 SLOT. PVC WELL SCREEN	
	(groundwater at 18.5 feet)						
20	SAND AND GRAVEL - very firm. wet SG	19-21' SG	REF	7-19-42-53		SILICA SAND FILTER PACK	
25	SILTY CLAY - medium brown. hard. moist to wet seams CL	24-26'	REF	15-45-50 (11")			
	GRAVELLY CLAY - gray. very dense. dry						
	END OF BORING AT 26 FEET						

NOTES: REF - REFERENCE SAMPLES
LAB - LABORATORY SAMPLES
BG - BACKGROUND
ALL SAMPLES COLLECTED BY SPLIT-SPOON

BORING LOG / MONITORING WELL DIAGRAM

ABB ENVIRONMENTAL SERVICES, INC.

PROJECT NO.: 577406	PROJECT NAME: N.Y.G. - GW INVESTIGATION		BORING/WELL DESIGNATION: MW-19	BORING/WELL LOCATION:
DRILLING CONTRACTOR: E.T.S.	DRILLING METHOD: HOLLOW STEM AUGER	BOREHOLE SIZE: 10 IN.	BOREHOLE DEPTH: 21.0 FT.	POND, 4', N
DATE STARTED: 5/17/90	DATE COMPLETED: 5/17/90	GROUND ELEV.: FT.	MEASURING POINT ELEV: 106.51 FT.	WELL DEPTH: 17.5 FT.
RIG: CME 55	DRILLER: M. DENNY	HELPER: D. BLACK	LOGGED BY: D. ARGENTATI	

DEPTH (FT.)	DESCRIPTION	SAMPLE NO.	SAMPLE TYPE	BLOW COUNTS(N)	P.I. METER	COMMENTS	WELL DATA
0					(ppm)	FLUSH-MOUNT LOCKABLE COVER SET IN CONCRETE	XXX XXX
	ASPHALT (0-3")					BENTONITE PELLETS	
						2-INCH SCHEDULE 40 FLUSH-THREADED. PVC WELL CASING	
5	SILTY CLAY - medium brown, firm, dry, trace sand and gravel	4-6'	REF	4-6-8-9			
						SILICA SAND FILTER PACK	
10	SAND AND GRAVEL - medium brown, firm, wet, trace silt	9-11'	REF	4-15-15-15		2-INCH 0.010 SLOT. PVC WELL SCREEN	
15	SAND - medium brown, fine grained, firm, wet	14-16'	REF	8-16-14-10			
						NATIVE SAND	
20	SAND - medium brown, medium to coarse grained, very firm, wet	19-21'	REF	11-24-30-52			
	SAND - medium brown, fine grained, wet						
	END OF BORING AT 21 FEET						

NOTES: REF - REFERENCE SAMPLES
LAB - LABORATORY SAMPLES
BG - BACKGROUND
ALL SAMPLES COLLECTED BY SPLIT-SPOON

BORING LOG / MONITORING WELL DIAGRAM

ABB ENVIRONMENTAL SERVICES, INC.

PROJECT NO.: 5774-07	PROJECT NAME: NVG MUNCIE		BORING/WELL DESIGNATION: MW-20	BORING/WELL LOCATION:
DRILLING CONTRACTOR: E.T.S.	DRILLING METHOD: HOLLOW-STEM AUGER		BOREHOLE SIZE: 8.25 IN. / BOREHOLE DEPTH: 29 FT.	
DATE STARTED: 10-24-91	DATE COMPLETED: 10-25-91	GROUND ELEV.: - - FT. / MEASURING POINT ELEV: 109.64 FT.	WELL DEPTH: 27 FT.	SEE FIGURE 2-1.
RIG: CME-55	DRILLER: D. BLACK	HELPER: D. STEPHENS	LOGGED BY: D. M. BELAN	

DEPTH (FT.)	DESCRIPTION	SAMPLE NO.	SAMPLE TYPE	BLOW COUNTS(N)	FIELD CHEM.	COMMENTS	WELL DATA
0	TOP SOIL - dark brown, with grass					WELL COMPLETED WITH A LOCKABLE FLUSH-MOUNT WELL PROTECTOR; CONCRETE; HOLEPLUG	
2.5	CLAY - medium brown, some silt, plastic-firm, damp, no odor						
5.0	CLAY - light brown, little silt and fine gravel, moderately plastic-soft, damp, no odor					BENTONITE SLURRY; 2-INCH, SCHEDULE-40, FLUSH-THREADED, PVC RISER PIPE	
7.5							
10.0	SANDY CLAY - light brown, little silt, trace fine gravel, very plastic, soft, damp, no odor						
12.5	SANDY CLAY - light brown, very fine, little silt, some fine gravel, very plastic-soft, damp, no odor						
	CLAY - brown/gray, some very fine sand, silt and fine gravel, very plastic-soft, damp, no odor					BENTONITE PELLETS	
15.0	GRAVELLY CLAY - see next page					SILICA SAND PACK	

NOTES: 1. SOIL DESCRIPTIONS LOGGED FROM SOIL CUTTINGS OFF AUGER FLIGHTS TO A DEPTH OF 23 FEET.

PROJECT NO.: 5774-07	PROJECT NAME: NVG MUNCIE	BORING/WELL NUMBER: MW-20	BOREHOLE DEPTH: 29 FT.

DEPTH (ft.)	DESCRIPTION	SAMPLE NO.	SAMPLE TYPE	BLOW COUNTS(N)	FIELD CHEM.	COMMENTS	WELL DATA
15.0	GRAVELLY CLAY - brown/gray, little silt, very plastic-soft, damp, no odor					2-INCH, SCHEDULE-40, FLUSH-THREADED, PVC RISER PIPE	
	GRAVELLY SAND - brown, trace silt, damp, no odor						
17.5	SAND - brown, fine grained, trace fine gravel, damp, no odor					SILICA SAND PACK	
						2-INCH, 10-SLOT, FLUSH-THREADED, PVC WELL SCREEN	
20.0						GROUNDWATER AT 21'	
	SILTY CLAY - gray, trace gravel, plastic-soft, damp-dry, no odor						
22.5	GRAVEL - little sand (very fine-fine grained), dry-damp, no odor						
	SANDY GRAVEL - gray, medium-coarse grained, sand, very dense, no odor	23-25'	SS	33-52-50-60	ND		
25.0							
	SANDY GRAVEL - gray, medium-coarse grained, sand, very dense, wet, no odor	27-29'	SS	29-41-62-52 for 2"	ND		
27.5	END OF BORING AT 29 FEET						
30.0							
32.5							
35.0							

NOTES: 1. SOIL DESCRIPTIONS LOGGED FROM CUTTINGS OFF AUGER FLIGHTS DOWN TO 23 FEET.

BORING LOG / MONITORING WELL DIAGRAM

ABB ENVIRONMENTAL SERVICES, INC.

PROJECT NO.: 5774-07	PROJECT NAME: NVG MUNCIE		BORING/WELL DESIGNATION: MW-21	BORING/WELL LOCATION:
DRILLING CONTRACTOR: E.T.S.	DRILLING METHOD: HOLLOW-STEM AUGER	BOREHOLE SIZE: 8.25 IN.	BOREHOLE DEPTH: 49 FT.	SEE FIGURE 2-1
DATE STARTED: 10-23-91	DATE COMPLETED: 10-23-91	GROUND ELEV.: - - FT.	MEASURING POINT ELEV: - - FT.	WELL DEPTH: - - FT.
RIG: CME-55	DRILLER: D. BLACK	HELPER: P. WARD	LOGGED BY: D. H. BELAN	

DEPTH (FT.)	DESCRIPTION	SAMPLE NO.	SAMPLE TYPE	BLOW COUNTS(N)	FIELD CHEM.	COMMENTS	WELL DATA
0	ASPHALT/CONCRETE						NO WELL INSTALLED
	CLAY - dark gray, trace fine gravel, soft, plastic, damp						
2.5							
	CLAY - medium brown, little silt, trace fine gravel, soft, damp-dry						
5.0							
7.5							
10.0							
	CLAY - medium gray, little silt, trace fine gravel, soft-firm, damp-dry						
12.5							
	CLAY - medium gray, little silt, very soft, moist						
15.0							

NOTES: 1. BORE HOLE WAS FILLED WITH A CEMENT-BENTONITE GROUT AND CAPPED WITH CONCRETE.
2. SOIL DESCRIPTIONS LOGGED FROM CUTTINGS TO A DEPTH OF 17 FEET.

CR 437

PROJECT NO.: 5774-07	PROJECT NAME: NVG MUNCIE	BORING/WELL NUMBER: MW-21	BOREHOLE DEPTH: 49 FT.

TH (.)	DESCRIPTION	SAMPLE NO.	SAMPLE TYPE	BLOW COUNTS(N)	FIELD CHEM.	COMMENTS	WELL DATA
15.0	CLAY - medium gray, little silt, trace fine gravel, damp-dry						
17.5	CLAY - medium gray, little silt, trace fine gravel, damp-dry (2" of CLAYEY SAND at 18 feet- medium gray, trace silt and fine gravel, damp)	17-19'	SS	11-11-6-8	ND		NO WELL INSTALLED
20.0	CLAY - medium gray, little silt, firm-brittle, trace gravel, damp, no odor	19-21'	SS	2-2-4-8	ND		
22.5	CLAY - medium gray, little silt, trace-little fine gravel, damp, moist at 23 feet, no odor	21-23'	SS	8-9-10-11	ND		
	CLAY - medium gray, little silt, trace-little fine gravel, damp, no odor	23-25'	SS	3-4-6-9	ND		
25.0	CLAY - medium gray, little silt, trace fine gravel, stiff, damp, no odor	25-27'	SS	7-9-12-11	ND		
27.5	CLAY - medium gray, little silt, trace-little gravel, stiff-slightly plastic, damp, no odor	27-29'	SS	4-7-9-11	ND		
30.0							
	CLAY - medium gray, little silt and fine gravel, trace sand, stiff-slightly plastic, damp, no odor	31-33'	SS	7-8-14-12	ND		
32.5	CLAY - medium gray, little silt and gravel, trace sand, stiff-slightly plastic, trace rock fragments, no odor (2" of SAND and FINE GRAVEL at 34 feet - gray, fine-grained, damp-moist)	33-35'	SS	5-12-12-16	ND		
	SILT (TILL) - medium gray, little clay, damp, no odor						
35.0							

NOTES:

PROJECT NO.: 5774-07	PROJECT NAME: NVG-MUNCIE	BORING/WELL NUMBER: MW-21	BOREHOLE DEPTH: 49 FT.

DEPTH (FT.)	DESCRIPTION	SAMPLE NO.	SAMPLE TYPE	BLOW COUNTS(N)	FIELD CHEM.	COMMENTS	WELL DAT.
35.0	SILT - medium gray, trace gravel, wet, no odor CLAY - medium gray, little silt, trace gravel, stiff-slightly plastic, damp, no odor	35-37'	SS	8-14-13-15	ND		
37.5	SILT - medium gray, trace clay, sand, gravel, damp-dry, no odor SILT - medium gray, some gravel, trace very fine sand, damp-dry, no odor	37-39'	SS	23-25-25-27	ND		NO WELL INSTALLED
40.0	SANDY SILT - medium gray, some gravel, damp, no odor SILT - medium gray, some gravel, little sand, dry-damp, no odor	39-41'	SS	15-15-15-18	ND		
42.5	SILTY CLAY - medium gray, little gravel, brittle-non-plastic, damp, no odor	41-43'	SS	9-10-12-13	ND		
45.0	GRAVELLY CLAY - gray, little sand and silt, soft, wet, no odor CLAY - gray, little gravel, damp, stiff, no odor	43-45'	SS	3-5-9-11	ND		
	SILT - gray, some clay, little fine gravel, damp, no odor	45-47'	SS	5-9-14-23	ND		
47.5	SILT - gray, some clay, little sand and fine gravel, damp and moist, slightly plastic-stiff, no odor	47-49'	SS	16-16-17-23	ND		
50.0	END OF BORING AT 49 FEET						
52.5							
55.0							

NOTES:

BORING LOG / MONITORING WELL DIAGRAM

ABB ENVIRONMENTAL SERVICES, INC.

PROJECT NO.: 5774-07	PROJECT NAME: NVG MUNCIE		BORING/WELL DESIGNATION: MW-21A	BORING/WELL LOCATION:
DRILLING CONTRACTOR: E.T.S.		DRILLING METHOD: HOLLOW-STEM AUGER	BOREHOLE SIZE: 8.25 IN. / BOREHOLE DEPTH: 24.2 FT.	SEE FIGURE 2-1.
DATE STARTED: 12-6-91	DATE COMPLETED: 12-7-91	GROUND ELEV.: - - FT.	MEASURING POINT ELEV: 98.47 FT. / WELL DEPTH: 24.2 FT.	
RIG: CME-55	DRILLER: M. DENNY	HELPER: D. STEPHENS	LOGGED BY: S. MURRAY	

DEPTH (FT.)	DESCRIPTION	SAMPLE NO.	SAMPLE TYPE	BLOW COUNTS(N)	FIELD CHEM.	COMMENTS	WELL DATA
0	ASPHALT					WELL COMPLETED WITH A LOCKABLE FLUSH-MOUNT WELL PROTECTOR	
	GRAVELLY SAND - brown-gray, medium grained, damp, no odor					CONCRETE	
2.5	SANDY CLAY - dark brown-black, soft, moist, no odor					HOLEPLUG	
5						BENTONITE SLURRY	
7.5	SANDY CLAY - brown, trace silt, soft, moist, slight odor					2-INCH, SCHEDULE-40, FLUSH-THREADED, PVC RISER PIPE	
10						BENTONITE PELLETS	
12.5							
15							

NOTES: 1. SOIL DESCRIPTIONS LOGGED FROM CUTTINGS FROM AUGER FLIGHTS TO 22 FEET.
2. NA - NOT ANALYZED.

BORING LOG / MONITORING WELL DIAGRAM (CONT'D)

ABB ENVIRONMENTAL SERVICES, INC.

PROJECT NO.: 5774-07	PROJECT NAME: NVG MUNCIE	BORING/WELL NUMBER:MW-21A	BOREHOLE DEPTH: 24.2 FT.

DEPTH (FT.)	DESCRIPTION	SAMPLE NO.	SAMPLE TYPE	BLOW COUNTS(N)	FIELD CHEM.	COMMENTS	WELL DATA
15	NO CUTTINGS						
17.5							
20							
22.5	SAND - gray-brown, fine-medium grained trace silt and gravel, medium dense, wet, odor present	22-24'	SS	12-18-10-9	NA		
	END OF BORING AT 24.2 FEET						
25							

NOTES: 1. SOIL DESCRIPTIONS WERE LOGGED FROM CUTTINGS OFF AUGER FLIGHTS TO 22 FEET.

BORING LOG / MONITORING WELL DIAGRAM

ABB ENVIRONMENTAL SERVICES, INC.

PROJECT NO.: 5774-07	PROJECT NAME: NVG MUNCIE		BORING/WELL DESIGNATION: MW-22	BORING/WELL LOCATION:
DRILLING CONTRACTOR: E.T.S.		DRILLING METHOD: HOLLOW-STEM AUGER	BOREHOLE SIZE: 8.25 IN. / BOREHOLE DEPTH: 29 FT.	SEE FIGURE 2-1.
DATE STARTED: 10-25-91	DATE COMPLETED: 10-27-91	GROUND ELEV.: - - FT	MEASURING POINT ELEV: 104.13 FT. / WELL DEPTH: 28 FT.	
RIG: CME-55	DRILLER: M. DENNY	HELPER: D. STEPHEN	LOGGED BY: D. H. BELAN	

DEPTH (FT.)	DESCRIPTION	SAMPLE NO.	SAMPLE TYPE	BLOW COUNTS(N)	FIELD CHEM.	COMMENTS	WELL DATA
						WELL COMPLETED WITH A LOCKABLE FLUSH-MOUNT WELL PROTECTOR	
0	GRAVEL					CONCRETE	
	GRAVEL - black-gray, wet (surface), little sand, no odor					HOLEPLUG	
2.5	CLAY - brown, plastic-soft, damp, little gravel, no odor						
	SAND - brown, very fine grained, little sand and gravel, damp, no odor					BENTONITE SLURRY	
5.0						2-INCH, SCHEDULE-40, FLUSH-THREADED, PVC RISER PIPE	
7.5							
	SILT - brown, with clay, sand and gravel, damp-dry, no odor					DENSE BENTONITE SLURRY	
10.0	GRAVEL - little sand, dry-damp, no odor						
12.5							
	GRAVELLY SAND - brown, coarse grained, dense, damp, no odor	13-15'	SS	14-20-22-23	ND		
15.0						SILICA SAND PACK	

NOTES:

BORING LOG / MONITORING WELL DIAGRAM (CONT'D)

ABB ENVIRONMENTAL SERVICES, INC.

PROJECT NO.: 5774-07	PROJECT NAME: NVG MUNCIE	BORING/WELL NUMBER: MW-22	BOREHOLE DEPTH: 29 FT.

DEPTH (FT.)	DESCRIPTION	SAMPLE NO.	SAMPLE TYPE	BLOW COUNTS(N)	FIELD CHEM.	COMMENTS
0	GRAVELLY SAND - brown, fine-coarse grained, dense, dry-damp, no odor	15-17'	SS	17-37-44-46	ND	2-INCH, SCHEDULE-40, FLUSH-THREADED, PVC RISER PIPE
	CLAY - brown, little silt, dry-damp, brittle-friable, no odor	17-17'9"	SS	67-34 for 3"		
17.5	SILT - gray/brown, some gravel and sand, hard, damp-dry, friable, no odor					SILICA SAND PACK
	SILT - gray, some gravel, hard, dry-damp, no odor	18-19'	SS	18-19-53 for 3"-67 for 6"		2-INCH, 10-SLOT, FLUSH-THREADED, PVC WELL SCREEN
	SILT - brown, stiff-brittle, dry-damp, no odor				DCE 120 BEN 740	
20.0	SAND - gray/brown, medium-coarse grained, little gravel, dense, damp, odor present	19-21'	SS	42-58-50-91	PCE 2700 ETH 6000 XYL 3100	GROUNDWATER AT 20.6'
	SILTY SAND - brown, fine-very fine grained, trace gravel, damp, no odor	21-23'	SS	33-56-72-60 for 2"	DCE 800 BEN 2000 TCE 3900 PCE 8300 XYL 2800	
22.5	SAND - gray-brown, very fine-medium grained, trace silt, some gravel, moist-wet, odor present					
	GRAVEL - gray, little sand, wet, sewer odor	23-25'	SS	54-57-40-53	BEN 300 TCE 1000 PCE 1700 XYL 110	
5.0						
27.5	CLAY - gray, little silt, trace very fine sand and gravel, very stiff-hard, dry-damp, no odor	27-29'	SS	16-20-27-61	BEN 180 TCE 560	NATIVE CLAY
	END OF BORING AT 29 FEET					
30.0						
32.5						
35.0						

WELL DAT'

NOTES:

CR 437

BORING LOG / MONITORING WELL DIAGRAM

ABB ENVIRONMENTAL SERVICES, INC.

PROJECT NO.: 5774-07	PROJECT NAME: NVG MUNCIE		BORING/WELL DESIGNATION: MW-23	BORING/WELL LOCATION:
DRILLING CONTRACTOR: E.T.S.		DRILLING METHOD: HOLLOW-STEM AUGER	BOREHOLE SIZE: 8.25 IN. / BOREHOLE DEPTH: 30.4 FT.	SEE FIGURE 2-1.
DATE STARTED: 10-28-91	DATE COMPLETED: 10-29-91	GROUND ELEV.: - - FT. / MEASURING POINT ELEV: 103.51 FT.	WELL DEPTH: 30.4 FT.	
RIG: CME-55	DRILLER: D. BLACK	HELPER: D. STEPHENS	LOGGED BY: D. H. BELAN	

DEPTH (FT.)	DESCRIPTION	SAMPLE NO.	SAMPLE TYPE	BLOW COUNTS(N)	FIELD CHEM.	COMMENTS	WELL DATA
0	SANDY GRAVEL					WELL COMPLETED WITH A LOCKABLE FLUSH-MOUNT WELL PROTECTOR	
	CLAY - brown mottled black					CONCRETE	
2.5						HOLEPLUG	
	CLAY - brown, damp, moist, no odor						
5.0						2-INCH, SCHEDULE-40, FLUSH-THREADED, PVC RISER PIPE	
	SANDY CLAY - brown, damp, trace gravel						
7.5							
10.0						DENSE BENTONITE SLURRY	
	SANDY CLAY - grey, damp, trace gravel						
12.5							
15.0							

NOTES: 1. SOIL DESCRIPTIONS LOGGED FROM CUTTINGS OFF AUGER FLIGHTS.

BORING LOG / MONITORING WELL DIAGRAM (CONT'D)

ABB ENVIRONMENTAL SERVICES, INC.

PROJECT NO.: 5774-07	PROJECT NAME: NVG MUNCIE	BORING/WELL NUMBER: MW-23	BOREHOLE DEPTH: 30.4 FT.

DEPTH (FT.)	DESCRIPTION	SAMPLE NO.	SAMPLE TYPE	BLOW COUNTS(N)	FIELD CHEM.	COMMENTS	WELL DAT/
0	GRAVELLY SAND - little clay					DENSE BENTONITE SLURRY	
17.5						2-INCH, SCHEDULE-40, FLUSH-THREADED, PVC RISER PIPE	
20.0						SILICA SAND PACK	
	SANDY GRAVEL - brown, coarse grained, very dense, damp-moist, no odor	20-22'	SS	60-60-69-73	ND		
	SILT - grey, little gravel, trace sand hard, dry, no odor					2-INCH, 10-SLOT, FLUSH-THREADED, PVC WELL SCREEN	
22.5	SILT - grey, some gravel, trace sand and clay, hard, dry, no odor						
	(groundwater at 23.2 feet)	22-24'	SS	69-79-76-50	ND		
	SAND - grey, very fine-fine grained, trace coarse sand, little gravel, dense, damp-moist, no odor						
.0	SAND - grey, fine-medium grained, trace silt and gravel, dense, wet, no odor	24-26'	SS	37-42-71-50(2")	ND		
	SILTY SAND - grey, very fine grained, dense, moist-wet, no odor						
27.5							
	SAND - grey, very fine-fine grained, little gravel, moist, very dense, no odor	28-30'	SS	18-27-60-112	ND		
30.0	SILT - grey, little very fine sand, trace gravel, hard, damp-moist, no odor						
32.5							
35.0							

NOTES: 1. SOIL DESCRIPTIONS LOGGED FROM CUTTINGS OFF AUGER FLIGHTS DOWN TO 20 FEET.

CR 437

BORING LOG / MONITORING WELL DIAGRAM

ABB ENVIRONMENTAL SERVICES, INC.

PROJECT NO.: 5774-07	PROJECT NAME: NVG MUNCIE		BORING/WELL DESIGNATION: MW-24		BORING/WELL LOCATION:
DRILLING CONTRACTOR: E.T.S.		DRILLING METHOD: HOLLOW-STEM AUGER	BOREHOLE SIZE: 8.25 IN.	BOREHOLE DEPTH: 42 FT.	SEE FIGURE 2-1.
DATE STARTED: 10-28-91	DATE COMPLETED: 10-28-91	GROUND ELEV.: - - FT.	MEASURING POINT ELEV: 102.62 FT.	WELL DEPTH: 41 FT.	
RIG: CME-55	DRILLER: D. BLACK	HELPER: D. STEPHENS	LOGGED BY: D. H. BELAN		

DEPTH (FT.)	DESCRIPTION	SAMPLE NO.	SAMPLE TYPE	BLOW COUNTS(N)	FIELD CHEM.	COMMENTS	WELL DATA
0	CLAY - dark brown, damp					WELL COMPLETED WITH A LOCKABLE FLUSH-MOUNT WEL PROTECTOR CONCRETE HOLEPLUG	
2.5							
	CLAY - medium brown, damp					BENTONITE SLURRY 2-INCH, SCHEDULE-40, FLUSH-THREADED, PVC RISER PIPE	
5.0							
7.5	CLAY - medium brown, silty, little sand, moist-wet (perched groundwater at 8.5 feet)						
	SILTY CLAY - brown, trace gravel, damp, hard, no odor	8.5-10.5'	SS	6-18-14-14	NA		
10.0	CLAY - gray, little silt, trace gravel, damp-dry, no odor						
	ROCK (no sample recovered)	11-13'	SS	17-17-17-17			
12.5							
15.0							

NOTES: 1. SOIL DESCRIPTIONS WERE LOGGED FROM CUTTINGS OFF AUGER FLIGHTS TO 8.5 FEET.
2. NA - NOT ANALYZED.

CR 437

BORING LOG / MONITORING WELL DIAGRA (CONT'D)

ABB ENVIRONMENTAL SERVICES, INC.

PROJECT NO.: 5774-07	PROJECT NAME: NVG MUNCIE	BORING/WELL NUMBER: MW-24	BOREHOLE DEPTH: 41 FT.

DEPTH (FT.)	DESCRIPTION	SAMPLE NO.	SAMPLE TYPE	BLOW COUNTS(N)	FIELD CHEM.	COMMENTS	WELL DAT
.0	CLAY - medium gray, little silt, trace gravel, damp, hard-very slightly plastic, no odor	15-17'	SS	8-19-13-15	ND	2-INCH, SCHEDULE-40, FLUSH-THREADED, PVC RISER PIPE	
17.5	CLAY - gray, little silt, trace gravel, damp, hard, very slightly plastic, no odor	17-19'	SS	9-10-15-18	ND	BENTONITE SLURRY	
20.0	CLAY - gray, little silt and gravel, damp, very stiff, slightly plastic, no odor (groundwater at 21 feet)	19-21'	SS	10-12-18-20	ND		
22.5	CLAY - gray, little silt and gravel, damp-slightly moist, very stiff, slightly plastic, no odor	21-23'	SS	7-9-14-17	ND	DENSE BENTONITE SLURRY	
	CLAY - gray, little silt and gravel, damp-slightly moist, very stiff, slightly plastic, no odor	23-25'	SS	6-10-14-16	ND		
.0	CLAY - gray, little silt and gravel, trace sand, damp, very stiff, slightly plastic, no odor	25-27'	SS	5-14-17-25	ND		
27.5	SAND - gray, trace gravel, fine to medium, moist, no odor SAND - gray, some gravel, fine-medium, moist, no odor SILT - gray, some black mottling, trace clay and gravel, damp, stiff, no odor	27-29'	SS	9-7-7-9	ND		
30.0	SILT - gray, some black mottling, little clay, trace gravel, damp, very stiff, no odor	29-31'	SS	11-9-11-16	ND	SILICA SAND PACK	
	SILT - gray, little sand, trace clay, hard, damp-moist, no odor	31-33'	SS	10-12-39-54	ND		
32.5	SAND - gray, fine-medium grained, trace silt, very dense, very moist-wet, no odor					2-INCH, 10-SLOT, FLUSH-THREADED, PVC RISER PIPE	
	SAND - gray, very fine-fine grained, trace silt and clay, dense, wet, no odor	33-35'	SS	9-9-25-57	ND		
35.0							

NOTES:

CR 437

PROJECT NO.: 5774-07	PROJECT NAME: NVG MUNCIE	BORING/WELL NUMBER: MW-24	BOREHOLE DEPTH: 41 FT.

EPTH T.)	DESCRIPTION	SAMPLE NO.	SAMPLE TYPE	BLOW COUNTS(N)	FIELD CHEM.	COMMENTS	WELL DATA
35	SAND - gray, very fine grained, trace silt, medium dense, wet no odor						
	SAND - gray, very fine-fine grained, trace silt and coarse sand, medium dense, wet, no odor	35-37'	SS	4-6-23-25	ND		
37.5						2-INCH, 10-SLOT, FLUSH-THREADED, PVC WELL SCREEN	
40	SANDY SILT - gray-brown, little gravel medium dense, wet, no odor					SILICA SAND PACK	
	CLAY - gray, little silt and gravel, very dense, dry-damp, no odor	40-42'	SS	10-13-17-20	ND		
	END OF BORING AT 42 FEET						
42.5							

NOTES:

BORING LOG / MONITORING WELL DIAGRAM

ABB ENVIRONMENTAL SERVICES, INC.

PROJECT NO.: 5774-07	PROJECT NAME: NVG MUNCIE		BORING/WELL DESIGNATION: MW-25	BORING/WELL LOCATION: SEE FIGURE 2-1
DRILLING CONTRACTOR: E.T.S.		DRILLING METHOD: HOLLOW STEM AUGER	BOREHOLE SIZE: 8.25 IN.	BOREHOLE DEPTH: 39 FT.
DATE STARTED: 11-25-91	DATE COMPLETED: 11-26-91	GROUND ELEV.: - - FT.	MEASURING POINT ELEV: 97.72 FT.	WELL DEPTH: 38.3 FT.
RIG: CME-55	DRILLER: D. BLACK	HELPER: T. WILSON	LOGGED BY: S. MURRAY	

DEPTH (FT.)	DESCRIPTION	SAMPLE NO.	SAMPLE TYPE	BLOW COUNTS(N)	FIELD CHEM.	COMMENTS	WELL DATA
0	ASPHALT\CONCRETE					WELL COMPLETED WITH A LOCKABLE FLUSH-MOUNT WELL PROTECTORS	
	SAND - light brown, medium-coarse grained, trace silt and gravel, no odor					CONCRETE	
2.5							
5	SILTY CLAY - dark brown-black, trace sand and gravel, soft, plastic, damp, no odor					HOLEPLUG	
	SILTY CLAY - brown, trace sand, soft, moist, no odor						
7.5							
10						2-INCH, SCHEDULE-40, FLUSH-THREADED, PVC RISER PIPE	
12.5	NO CUTTINGS					BENTONITE SLURRY	
15						DENSE BENTONITE SLURRY	

NOTES: 1. SOIL DESCRIPTIONS LOGGED FROM CUTTINGS OFF AUGER FLIGHTS AND ADJACENT SB-114 LOG.

CR 437

BORING LOG / MONITORING WELL DIAGRAM (CONT'D)

ABB ENVIRONMENTAL SERVICES, INC.

PROJECT NO.: 5774-07	PROJECT NAME: NVG MUNCIE	BORING/WELL NUMBER: MW-25	BOREHOLE DEPTH: 39 FT.

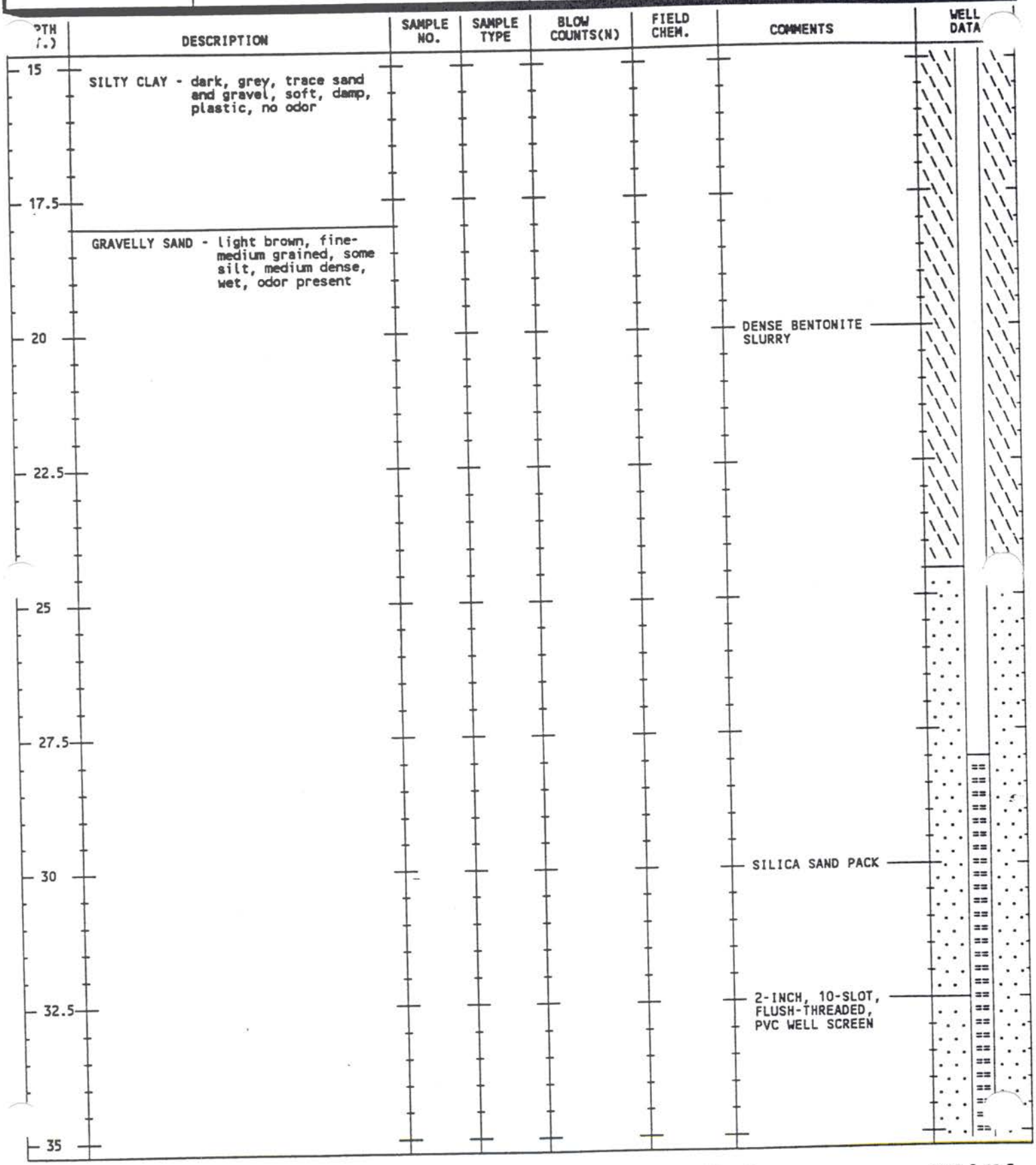

NOTES: 1. SOIL DESCRIPTIONS LOGGED FROM CUTTINGS OFF AUGER FLIGHTS AND ADJACENT SB-114 LOG.

CR 437

PROJECT NO.: 5774-07	PROJECT NAME: NVG MUNCIE	BORING/WELL NUMBER: MW-25	BOREHOLE DEPTH: 39 FT.

DEPTH (FT.)	DESCRIPTION	SAMPLE NO.	SAMPLE TYPE	BLOW COUNTS(N)	FIELD CHEM.	COMMENTS	WELL DATA
	GRAVELLY SAND - (continued)						
37.5							
	END OF BORING AT 39 FEET						
40							
42.5							
45							
47.5							
50							
52.5							
55							

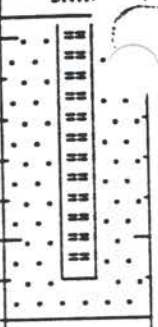

NOTES: 1. SOIL DESCRIPTIONS LOGGED FROM CUTTINGS OFF AUGER FLIGHTS AND ADJACENT SB-114 LOG.

BORING LOG / MONITORING WELL DIAGRAM

ABB ENVIRONMENTAL SERVICES, INC.

PROJECT NO.: 5774-07	PROJECT NAME: NVG MUNCIE		BORING/WELL DESIGNATION: MW-26	BORING/WELL LOCATION:
DRILLING CONTRACTOR: E.T.S.		DRILLING METHOD: HOLLOW STEM AUGER	BOREHOLE SIZE: 8.25 IN. / BOREHOLE DEPTH: 57 FT.	SEE FIGURE 2-1.
DATE STARTED: 11-25-91	DATE COMPLETED: 11-26-91	GROUND ELEV.: - - FT.	MEASURING POINT ELEV: 101.03 FT. / WELL DEPTH: 56.3 FT.	
RIG: CME-55	DRILLER: M. DENNY	HELPER: D. STEPHENS	LOGGED BY: S. MURRAY	

DEPTH (FT.)	DESCRIPTION	SAMPLE NO.	SAMPLE TYPE	BLOW COUNTS(N)	FIELD CHEM.	COMMENTS	WELL DATA
0	ASPHALT\CONCRETE					WELL COMPLETED WITH A LOCKABLE FLUSH-MOUNT WELL PROTECTORS	CONCRETE
	SAND - black, medium grained, some gravel, damp, no odor						
2.5							HOLEPLUG
5	SILTY CLAY - dark brown, trace sand and gravel, soft, damp, no odor						
7.5	SANDY SILT - grey, trace gravel, very moist, no odor						
10						2-INCH, SCHEDULE-40, FLUSH-THREADED, PVC RISER PIPE	
	SILTY CLAY - light brown, trace sand						
12.5	NO CUTTINGS					BENTONITE SLURRY	
15							

NOTES: 1. SOIL DESCRIPTIONS LOGGED FROM CUTTINGS OFF AUGER FLIGHTS AND ADJACENT SB-125 LOG.

CR 437

ORING LOG / MONITORING WELL DIAGRAM (CONT'D)

PROJECT NO.: 5774-07	PROJECT NAME: NVG MUNCIE	BORING/WELL NUMBER: MW-26	BOREHOLE DEPTH: 57 FT.

DEPTH (FT.)	DESCRIPTION	SAMPLE NO.	SAMPLE TYPE	BLOW COUNTS(N)	FIELD CHEM.	COMMENTS	WELL DATA
- 1	SILTY CLAY - (continued)						
- 17.5	SILTY CLAY - grey, hard					BENTONITE SLURRY	
- 20							
- 22.5						2-INCH, SCHEDULE-40 FLUSH-THREADED, PVC RISER PIPE	
	GRAVELLY SILT - grey, trace sand, hard, moist, no odor						
- 27.5							
- 30							
- 32.5						DENSE BENTONITE SLURRY	
	15						

NOTES: 1. SOIL DESCRIPTIONS LOGGED FROM CUTTINGS OFF AUGER FLIGHTS AND ADJACENT SB-125 LOG.

CR 437

PROJECT NO.: 5774-07	PROJECT NAME: NVG MUNCIE	BORING/WELL NUMBER: MW-26	BOREHOLE DEPTH: 57 FT.

DEPTH (FT.)	DESCRIPTION	SAMPLE NO.	SAMPLE TYPE	BLOW COUNTS(N)	FIELD CHEM.	COMMENTS	WELL DATA
35	SILT - grey, trace sand and gravel, hard, dry, no odor						
	GRAVELLY SAND - grey, fine-coarse grained, very dense, wet, no odor						
37.5						DENSE BENTONITE SLURRY	
40						2-INCH, SCHEDULE-40, FLUSH-THREADED, PVC RISER PIPE	
42.5							
45	GRAVELLY SAND - grey, fine-medium grained, trace silt, medium dense, wet, no odor						
47.5						SILICA SAND PACK	
50	SAND AND GRAVEL - grey, fine-coarse grained, trace silt, dense, wet, no odor					2-INCH, 10-SLOT, FLUSH-THREADED, PVC WELL SCREEN	
52.5							
55							

NOTES: 1. SOIL DESCRIPTIONS LOGGED FROM CUTTINGS OFF AUGER FLIGHTS AND ADJACENT SB-125 LOG.

PROJECT NO.: 5774-07	PROJECT NAME: NVG MUNCIE	BORING/WELL NUMBER: MW-26	BOREHOLE DEPTH: 57 FT.

DEPTH (FT.)	DESCRIPTION	SAMPLE NO.	SAMPLE TYPE	BLOW COUNTS(N)	FIELD CHEM.	COMMENTS	WELL DATA
55	SAND AND GRAVEL - (continued)						
	END OF BORING AT 57 FEET						
57.5							
60							
62.5							
65							
67.5							
70							
72.5							
75							

NOTES: 1. SOIL DESCRIPTIONS LOGGED FROM CUTTINGS OFF AUGER FLIGHTS AND ADJACENT SB-125 LOG.

BORING LOG / MONITORING WELL DIAGRAM

ABB ENVIRONMENTAL SERVICES, INC.

PROJECT NO.: 5774-07	PROJECT NAME: NVG MUNCIE		BORING/WELL DESIGNATION: MW-27	BORING/WELL LOCATION:
DRILLING CONTRACTOR: E.T.S.		DRILLING METHOD: HOLLOW STEM AUGER	BOREHOLE SIZE: 8.25 IN.	BOREHOLE DEPTH: 86.8 FT.
TE ARTED: 12-5-91	DATE COMPLETED: 12-6-91	GROUND ELEV.: - - FT.	MEASURING POINT ELEV: 100.61 FT.	WELL DEPTH: 86.8 FT.
RIG: CME-55	DRILLER: M. DENNY	HELPER: D. STEPHENS	LOGGED BY: S. MURRAY	SEE FIGURE 2-1.

DEPTH (FT.)	DESCRIPTION	SAMPLE NO.	SAMPLE TYPE	BLOW COUNTS(N)	FIELD CHEM.	COMMENTS	WELL DATA
0	ASPHALT\CONCRETE					WELL COMPLETED WITH A LOCKABLE FLUSH-MOUNT WELL PROTECTORS	CONCRETE
	SAND - black, medium grained, some gravel, damp, no odor						HOLEPLUG
2.5							
5	SILTY CLAY - brown, trace sand and gravel, damp, no odor						
7.5	SANDY SILT - grey, trace gravel, very moist-wet, no odor						
10	(perched water at 10.5 feet)					2-INCH, SCHEDULE-40, FLUSH-THREADED, PVC RISER PIPE	
	SILTY CLAY - light brown, trace sand						
12.5						BENTONITE SLURRY	
15							

NOTES: 1. SOIL DESCRIPTIONS LOGGED FROM CUTTINGS OFF AUGER FLIGHTS AND ADJACENT SB-125 LOG.

BORING LOG / MONITORING WELL DIAGRAM (CONT'D)

PROJECT NO.: 5774-07	PROJECT NAME: NVG MUNCIE	BORING/WELL NUMBER: MW-27	BOREHOLE DEPTH: 86.8 FT.

DEPTH (FT.)	DESCRIPTION	SAMPLE NO.	SAMPLE TYPE	BLOW COUNTS(N)	FIELD CHEM.	COMMENTS	WELL DATA
15	SILTY CLAY - (continued)						
17.5	SILTY CLAY - grey, hard						
20						BENTONITE SLURRY	
22.5							
25	GRAVELLY SILT - grey, trace sand, hard, moist, no odor, (till)					2-INCH, SCHEDULE-40 FLUSH-THREADED, PVC RISER PIPE	
27.5							
30							
32.5						DENSE BENTONITE SLURRY	
35							

NOTES: 1. SOIL DESCRIPTIONS LOGGED FROM CUTTINGS OFF AUGER FLIGHTS AND ADJACENT SB-125 LOG.

BORING LOG / MONITORING WELL DIAGRAM (CONT'D)

ABB ENVIRONMENTAL SERVICES, INC.

PROJECT NO.: 5774-07	PROJECT NAME: NVG MUNCIE	BORING/WELL NUMBER: MW-27	BOREHOLE DEPTH: 86.8 FT.

DEPTH (FT.)	DESCRIPTION	SAMPLE NO.	SAMPLE TYPE	BLOW COUNTS(N)	FIELD CHEM.	COMMENTS	WELL DATA
	SILT - grey, trace sand and gravel, hard, dry, no odor, (till)						
	GRAVELLY-SAND - grey, fine-coarse grained, very dense, wet, no odor						
37.5							
40						BENTONITE SLURRY	
42.5							
45	GRAVELLY SAND - grey, fine-medium grained, trace silt, medium dense, wet, no odor					2-INCH, SCHEDULE-40 FLUSH-THREADED, PVC RISER PIPE	
47.5							
50	GRAVEL & SAND - grey, medium-coarse grained, trace silt, dense, wet, no odor						
52.5						DENSE BENTONITE SLURRY	
55							

NOTES: 1. SOIL DESCRIPTIONS LOGGED FROM CUTTINGS OFF AUGER FLIGHTS AND ADJACENT SB-125 LOG.

CR 437

PROJECT NO.: 5774-07	PROJECT NAME: NVG MUNCIE	BORING/WELL NUMBER: MW-27	BOREHOLE DEPTH: 86.8 FT.

DEPTH (FT.)	DESCRIPTION	SAMPLE NO.	SAMPLE TYPE	BLOW COUNTS(N)	FIELD CHEM.	COMMENTS	WELL DATA
55	SAND - grey, medium-coarse grained, some gravel, trace silt, dense, wet, no odor						
57.5							
60	SAND - grey, medium-coarse grained, some gravel, trace silt, very dense, wet, no odor (cobbles from 61-62')					BENTONITE SLURRY	
62.5							
65	SAND - grey, medium-coarse grained, some gravel, trace silt, dense, wet, no odor					2-INCH, SCHEDULE-40 FLUSH-THREADED, PVC RISER PIPE	
	SILTY-CLAY - brown-grey, trace gravel, hard, dry, no odor						
67.5							
70	SILTY-CLAY - brown, some gravel, trace sand, hard, dry, no odor						
72.5	(driller reports change to sand as reflected by drilling conditions)					DENSE BENTONITE SLURRY	
75							

NOTES: 1. SOIL DESCRIPTIONS LOGGED FROM CUTTINGS OFF AUGER FLIGHTS AND ADJACENT SB-125 LOG.

BORING LOG / MONITORING WELL DIAGRAM (CONT'D)

ABB ENVIRONMENTAL SERVICES, INC.

PROJECT NO.: 5774-07	PROJECT NAME: NVG MUNCIE	BORING/WELL NUMBER: MW-27	BOREHOLE DEPTH: 86.8 FT.

DEPTH (FT.)	DESCRIPTION	SAMPLE NO.	SAMPLE TYPE	BLOW COUNTS(N)	FIELD CHEM.	COMMENTS	WELL DATA
75	SAND - brown, fine-medium grained, trace silt, very dense, wet, no odor						
77.5							
80	SAND - brown, medium-coarse grained, trace fine gravel and silt, very dense, wet, no odor (two 0.5" silt seams)						
	SILTY-CLAY - brown, some gravel, hard, dry, (till)						
82.5							
85	SAND - brown, medium-coarse grained, trace gravel and silt, very dense, wet, no odor, (till seams)						
	SILTY SAND - brown, fine grained, very dense, wet, no odor						
	(bedrock at 87.5 feet)						
87.5	END OF BORING AT 87.5 FEET						
90							
92.5							
95							

NOTES: 1. SOIL DESCRIPTIONS LOGGED FROM CUTTINGS OFF AUGER FLIGHTS AND ADJACENT SB-114 LOG.

CR 437

BORING LOG / MONITORING WELL DIAGRAM

ABB ENVIRONMENTAL SERVICES, INC.

PROJECT NO.: 5774-07	PROJECT NAME: NVG MUNCIE		BORING/WELL DESIGNATION: MW-28	BORING/WELL LOCATION: SEE FIGURE 2-1.
DRILLING CONTRACTOR: E.T.S.	DRILLING METHOD: HOLLOW STEM AUGER		BOREHOLE SIZE: 8.25 IN. / BOREHOLE DEPTH: 57.2 FT.	
DATE STARTED: 12-5-91 / DATE COMPLETED: 12-6-91	GROUND ELEV.: - - FT.	MEASURING POINT ELEV: 102.15 FT.	WELL DEPTH: 57.2 FT.	
RIG: CME-55	DRILLER: M. DENNY	HELPER: D. STEPHENS	LOGGED BY: S. MURRAY	

DEPTH (FT.)	DESCRIPTION	SAMPLE NO.	SAMPLE TYPE	BLOW COUNTS(N)	FIELD CHEM.	COMMENTS	WELL DATA
0	CONCRETE\ASPHALT					WELL COMPLETED WITH A LOCKABLE FLUSH-MOUNT WELL PROTECTORS	
	SAND - brown, medium grained, some clay and gravel, damp					CONCRETE	
2.5						HOLEPLUG	
	SILTY CLAY - dark grey-black, moist, soft						
5							
	CLAYEY SILT - grey-brown, trace sand and gravel, soft, moist, no odor						
7.5							
10						2-INCH, SCHEDULE-40, FLUSH-THREADED, PVC RISER PIPE	
12.5						BENTONITE SLURRY	
15							

NOTES: 1. SOIL DESCRIPTIONS LOGGED FROM CUTTINGS OFF AUGER FLIGHTS AND ADJACENT SB-127 LOG.

CR 437

BORING LOG / MONITORING WELL DIAGRAM (CONT'D)

ABB ENVIRONMENTAL SERVICES, INC.

PROJECT NO.: 5774-07	PROJECT NAME: NVG MUNCIE	BORING/WELL NUMBER: MW-28	BOREHOLE DEPTH: : 57.2 FT.

EPTH T.)	DESCRIPTION	SAMPLE NO.	SAMPLE TYPE	BLOW COUNTS(N)	FIELD CHEM.	COMMENTS	WELL DATA
15	SILTY CLAY - (continued)						
17.5	SILTY CLAY - grey, hard						
20						BENTONITE SLURRY	
22.5							
25	GRAVELLY SILT - grey, trace sand, hard, moist, no odor					2-INCH, SCHEDULE-40 FLUSH-THREADED, PVC RISER PIPE	
27.5							
30							
32.5						DENSE BENTONITE SLURRY	
35							

NOTES: 1. SOIL DESCRIPTIONS LOGGED FROM CUTTINGS OFF AUGER FLIGHTS AND ADJACENT SB-127 LOG.

CR 430

BORING LOG / MONITORING WELL DIAGRAM (CONT'D)

PROJECT NO.: 5774-07	PROJECT NAME: NVG MUNCIE	BORING/WELL NUMBER: MW-28	BOREHOLE DEPTH: 57.2 FT.

DEPTH (FT.)	DESCRIPTION	SAMPLE NO.	SAMPLE TYPE	BLOW COUNTS(N)	FIELD CHEM.	COMMENTS	WELL DAT
35	SAND - grey, fine-coarse grained, some gravel, trace silt, dense, wet, no odor						
37.5							
40	SAND - grey, fine-medium grained, some gravel, medium dense, wet, no odor					DENSE BENTONITE SLURRY	
42.5							
45	GRAVELLY SAND - grey, medium grained, trace silt, dense, wet, no odor					2-INCH, SCHEDULE-40 FLUSH-THREADED, PVC RISER PIPE	
47.5						2-INCH, 10-SLOT, FLUSH-THREADED, PVC WELL SCREEN	
50	(2" silt seam)						
52.5						SILICA SAND PACK SLURRY	
55							

NOTES: 1. SOIL DESCRIPTIONS LOGGED FROM CUTTINGS OFF AUGER FLIGHTS AND ADJACENT SB-127 LOG.

CR 437

PROJECT NO.: 5774-07	PROJECT NAME: NVG MUNCIE	BORING/WELL NUMBER: MW-28	BOREHOLE DEPTH: 57.2 FT.

DEPTH (FT.)	DESCRIPTION	SAMPLE NO.	SAMPLE TYPE	BLOW COUNTS(N)	FIELD CHEM.	COMMENTS	WELL DATA
55	GRAVELLY SAND - grey, fine-medium grained, trace silt, very dense, wet, no odor						
57.5	END OF BORING AT 57.2 FEET						
60							
62.5							
65							
67.5							
70							
72.5							
75							

NOTES: 1. SOIL DESCRIPTIONS LOGGED FROM CUTTINGS OFF AUGER FLIGHTS AND ADJACENT SB-127 LOG.

BORING LOG / MONITORING WELL DIAGRAM

ABB ENVIRONMENTAL SERVICES, INC.

PROJECT NO.: 8826-03	PROJECT NAME: GM - NEW VENTURE GEAR	BORING/WELL DESIGNATION: MW-29	BORING/WELL LOCATION:
DRILLING CONTRACTOR: AMERICAN ENVIRONMENTAL CORPORATION	DRILLING METHOD: HOLLOW STEM AUGER	BOREHOLE SIZE: 10.3 IN.	BOREHOLE DEPTH: 49 FT.
DATE STARTED: 6/19/96	DATE COMPLETED: 6/20/96	GROUND ELEV.: 942.25 FT.	MEASURING POINT ELEV: 941.46 FT.
WELL DEPTH: 39.5 FT.			
RIG: CME 65	DRILLER: SCOTT AHO	HELPER: ROB UPPENCAMP	LOGGED BY: PETER KACZOR

DEPTH (FT.)	DESCRIPTION	SAMPLE NO.	SAMPLE TYPE	BLOW COUNTS(N)	FIELD CHEM.	COMMENTS
0					PID	WELL COMPLETED AT GRADE WITH A FLUSH-MOUNT STEEL WELL PROTECTOR
	CLAYEY SAND - fine to medium, well graded, black, damp. - logged from soil cuttings				1	CONCRETE
5	CLAY - some fine sand, trace medium gravel, moderately plastic, firm, damp, olive gray, massive, CL.	5-7'	SS	4,5,3,3	0	BENTONITE SLURRY
10	SANDY CLAY - moderately plastic, stiff, moist, gray, massive, CL.	10-12'	SS	3,5,4,6	0	4-INCH ID SCHEDULE-40 FLUSH-THREADED PVC RISER PIPE
15	GRAVELLY SILT - fine-coarse gravel, plastic, stiff, moist, light brown, massive, ML.	15-17'	SS	5,5,9,7	2	
	CLAY - same as 5-7' interval.					
	ENCOUNTER WATER AT APPROXIMATELY 19'					
20	GRAVEL - fine-coarse, trace pebbles, trace silt, trace limestone fragments, well graded, loose, saturated, gray, GW	20-22'	SS	3,4,5,5	0	BENTONITE PELLETS
						SAND FILTER PACK (NO. 5)
25	SILTY GRAVEL - trace pebbles, well graded, medium dense, saturated, gray, massive, GM.	25-27'	SS	2,4,19,23	1	4-INCH ID 10-SLOT SCHEDULE-40 FLUSH-THREADED PVC WELL SCREEN
30	CLAY - little fine sand, trace pebbles, slightly plastic, very stiff, saturated, gray, CL.	30-32'	SS	7,13,15,16	21	
	GRAVELLY SAND - trace pebbles, trace silt, fine-coarse, well graded, medium dense, saturated, gray, SW					
35						

NOTES: SS--STAINLESS-STEEL SPLIT-SPOON SAMPLE
PID--PHOTOIONIZATION DETECTOR. SAMPLES SCREENED USING A PID, EXPRESSED IN PARTS PER MILLION (PPM)

PROJECT NO.: 8826-03	PROJECT NAME: GM - NEW VENTURE GEAR	BORING/WELL NUMBER: MW-29	BOREHOLE DEPTH: 49 FT.

DEPTH (FT.)	DESCRIPTION	SAMPLE NO.	SAMPLE TYPE	BLOW COUNTS(N)	FIELD CHEM.	COMMENTS	WELL DATA
35	CLAY - little medium sand, trace gravel, moderately plastic, very stiff, saturated, gray, massive, CL	35-37'	SS	15,17,17,20	13	SAND FILTER PACK (NO. 5)	
	GRAVEL - fine-medium, trace silt, trace fine sand, moderately graded, dense, saturated, gray, massive, GW.					4-INCH ID, 10-SLOT SCHEDULE-40 FLUSH-THREADED PVC WELL SCREEN	
40	SAND - fine-coarse, well graded, dense, saturated, gray, massive, SW.	40-42'	SS	15,17,22,24	2		
	GRAVEL - little medium sand, trace pebbles, fine-coarse, well graded, dense, saturated, gray, massive, GW.					NATURAL COLLAPSE	
45	SAND - medium-coarse, trace fine gravel, moderately graded, dense, saturated, gray, massive, SW.	45-47'	SS	46,50(5")	4		
	CLAYEY SILT - non-plastic, hard, damp, gray, massive, ML.	47-49'	SS	24,25,50(6")	0		
	CLAYEY SILT - as above.						
50	END OF BORING AT 49 FEET						
55							
60							
65							
70							
75							

NOTES:

BORING LOG / MONITORING WELL DIAGRAM

ABB ENVIRONMENTAL SERVICES, INC.

PROJECT NO.: 8826-03	PROJECT NAME: GM - NEW VENTURE GEAR		BORING/WELL DESIGNATION: MW-30	BORING/WELL LOCATION:
DRILLING CONTRACTOR: AMERICAN ENVIRONMENTAL CORPORATION	DRILLING METHOD: HOLLOW STEM AUGER	BOREHOLE SIZE: 10.3 IN.	BOREHOLE DEPTH: 57 FT.	
DATE STARTED: 6/19/96	DATE COMPLETED: 6/20/96	GROUND ELEV.: 945.63 FT.	MEASURING POINT ELEV: 945.20 FT.	WELL DEPTH: 28 FT.
RIG: CME 65	DRILLER: SCOTT AHO	HELPER: ROB UPPENCAMP	LOGGED BY: PETER KACZOR	

DEPTH (FT.)	DESCRIPTION	SAMPLE NO.	SAMPLE TYPE	BLOW COUNTS(N)	FIELD CHEM.	COMMENTS
0					PID	WELL COMPLETED AT GRADE WITH A FLUSH-MOUNT STEEL WELL PROTECTOR
						CONCRETE
						BENTONITE SLURRY
5	SILTY CLAY - trace coarse sand, moderately plastic, very stiff, damp, brown and gray mottled, massive, CL.	5-7'	SS	3,7,13,12	4	4-INCH ID SCHEDULE-40 FLUSH-THREADED PVC RISER PIPE
10	SILTY CLAY - as above, except fine to coarse gravel.	10-12'	SS	6,8,10,12	1	
	CLAYEY SILT - trace coarse sand, non-plastic, very stiff, damp, brown, massive, ML.					
15	CLAY - trace medium-coarse sand, trace fine-medium gravel, plastic, firm, damp, brownish-gray, massive, CL.	15-17'	SS	3,3,4,5	3	BENTONITE PELLETS
	ENCOUNTER WATER AT APPROXIMATELY 20'					SAND FILTER PACK (NO. 5)
20	CLAY - as above.	20-22'	SS	9,13,12,10	4	4-INCH ID 10-SLOT SCHEDULE-40 FLUSH-THREADED PVC WELL SCREEN
	GRAVELLY SAND - fine-coarse gravel, fine-coarse sand, trace silt, well graded, medium dense, saturated, brown, massive, SW.					
25	CLAY - trace pebbles, trace fine-coarse gravel, little fine-coarse sand, moderately plastic, hard, moist, brown-gray mottled, CL.	25-27'	SS	9,15,20,21	3	
	SANDY GRAVEL - trace silt, fine-coarse sand, fine-medium gravel, well graded, dense, saturated, gray, massive, GW.					
30	SAND - fine-coarse, moderately graded, very dense, saturated, gray, massive, SW.	30-32'	SS	15,35,35,32	2	NATURAL COLLAPSE
	SANDY GRAVEL - same as 26.2-27', except very dense.					
35						

NOTES: SS--STAINLESS-STEEL SPLIT-SPOON SAMPLE
PID--PHOTOIONIZATION DETECTOR. SAMPLES SCREENED USING A PID, EXPRESSED IN PARTS PER MILLION (PPM)

PROJECT NO.: 8826-03	PROJECT NAME: GM - NEW VENTURE GEAR	BORING/WELL NUMBER: MW-30	BOREHOLE DEPTH: 57 FT.

DEPTH (FT.)	DESCRIPTION	SAMPLE NO.	SAMPLE TYPE	BLOW COUNTS(N)	FIELD CHEM.	COMMENTS	WELL DIAGRAM
35	SANDY GRAVEL - trace silt and pebbles, fine-coarse sand, fine-coarse gravel, well graded, very dense, saturated, gray, massive, GW.	35-37'	SS	29,21,30,31	2		
40	SAND - very fine-coarse, trace fine-coarse gravel, trace pebbles (limestone fragments), well graded, very dense, saturated, gray, massive, SW.	40-42'	SS	31,44,50(5")	1	NATURAL COLLAPSE	
45	GRAVELLY SAND - trace silt, fine-coarse gravel, very fine-coarse sand, well graded, very dense, saturated, gray, massive, SW.	45-47'	SS	6,34,50(5")	1		
50	GRAVELLY SAND - as above.	50-52'	SS	15,50(5")	1		
	DRILLER INTERPRETED CLAY TO BE AT 54 FEET DUE TO HARDER DRILLING.						
55	SILTY CLAY - moderately plastic, hard, damp, gray, massive, CL.	55-57'	SS	12,13,50(5")	0		
	END OF BORING AT 57 FEET						
60							
65							
70							
75							

NOTES:

BORING LOG / MONITORING WELL DIAGRAM

HARDING LAWSON ASSOCIATES

PROJECT NO.: 8826-08	PROJECT NAME: GM - NEW VENTURE GEAR	BORING/WELL DESIGNATION: MW-31	BORING/WELL LOCATION:

DRILLING CONTRACTOR: STEARNS	DRILLING METHOD: HOLLOW STEM AUGER	BOREHOLE SIZE: 10.3 IN.	BOREHOLE DEPTH: 32 FT.

DATE STARTED: 9/28/98	DATE COMPLETED: 9/30/98	GROUND ELEV.: 947.5 FT.	MEASURING POINT ELEV: 946.96 FT.	WELL DEPTH: 27 FT.

RIG: CME 95	DRILLER: DENNIS GIFFELS	HELPER:	LOGGED BY: ADAM GOUDA

DEPTH (FT.)	DESCRIPTION	SAMPLE NO.	SAMPLE TYPE	BLOW COUNTS(N)	FIELD CHEM.	COMMENTS	WELL DATA
0	6" CONCRETE					WELL COMPLETED AT GRADE WITH A FLUSH-MOUNT STEEL WELL PROTECTOR	
						CONCRETE	
	SILTY CLAY--trace gravel, non-plastic, very stiff, damp, brown to tan, mottled, CL	3-5'	SS	3-5-10-9			
5							
						BENTONITE SLURRY	
	SILTY CLAY--trace gravel, non-plastic, hard, damp, brown, mottled, CL --drill chatter at 10 feet	8-10'	SS	5-9-36-54			
10							
						4-INCH ID SCHEDULE-40 FLUSH-THREADED PVC RISER PIPE	
	SAND--medium, trace silt and gravel, poorly sorted, dense, dry, gray-brown, SP	13-15'	SS	17-22-24-22			
15							
	Encounter water at approximately 18'						
	SAND--fine, trace medium sand, well sorted, moist, gray-brown, very dense, SP	18-20'	SS	12-25-37-38		BENTONITE CHIPS	
20							
						SAND FILTER PACK	
						4-INCH ID 10-SLOT SCHEDULE-40 FLUSH-THREADED PVC WELL SCREEN	
	SAND--coarse, little gravel, trace cobbles, poorly sorted, very dense, gray-brown, wet, SW	23-25'	SS	80-130-X-X			
25							
	Heaving sands encountered at 28'						
	SILTY CLAY--non-plastic, very stiff, wet, gray-brown, trace gravel, CL	28-30'	SS	9-9-13-16			
30							
		30-32'	SS	NR			
	END OF BORING AT 32 FEET						
35							

NOTES: SS--STAINLESS-STEEL SPLIT-SPOON SAMPLE
NR--NOT RECORDED

C:-LBGRING LOG:XgM8N¥9Q88886W88\fDdAQRAB1a.fof

HARDING LAWSON ASSOCIATES

PROJECT NO.: 8826-08	PROJECT NAME: GM - NEW VENTURE GEAR	BORING/WELL DESIGNATION: MW-32	BORING/WELL LOCATION:

DRILLING CONTRACTOR: STEARNS	DRILLING METHOD: HOLLOW STEM AUGER	BOREHOLE SIZE: 10.3 IN.	BOREHOLE DEPTH: 24 FT.

DATE STARTED: 9/28/98	DATE COMPLETED: 9/29/98	GROUND ELEV.: 944.7 FT.	MEASURING POINT ELEV: 944.26 FT.	WELL DEPTH: 29 FT.

RIG: CME 95	DRILLER: DENNIS GIFFELS	HELPER:	LOGGED BY: ADAM GOUDA

DEPTH (FT.)	DESCRIPTION	SAMPLE NO.	SAMPLE TYPE	BLOW COUNTS(N)	FIELD CHEM.	COMMENTS	WELL DATA
0	0-0.5'--Asphalt 0.5-1.3'--Concrete					WELL COMPLETED AT GRADE WITH A FLUSH-MOUNT STEEL WELL PROTECTOR CONCRETE	
	SILTY CLAY--trace gravel, non-plastic, stiff, damp, brown to tan, CL	3-5'	SS	0-4-4-6			
5							
	SILTY CLAY--trace gravel, non-plastic, stiff, damp, brown to tan, CL --wet at 10 feet	8-10'	SS	4-3-2-2		BENTONITE SLURRY	
10							
	SAND--medium, trace silt and gravel, poorly sorted, dense, moist, SP	13-15'	SS	7-10-15-18		4-INCH ID SCHEDULE-40 FLUSH-THREADED PVC RISER PIPE	
15						BENTONITE CHIPS	
	GRAVELLY SAND--fine-medium gravel, medium-coarse sand, orange stained, medium dense, wet, brown/orange/yellow	18-20'	SS	8-12-9-6			
20						SAND FILTER PACK	
	GRAVELLY SAND--as above	23-25'	SS	80-130-X-X		4-INCH ID 10-SLOT SCHEDULE-40 FLUSH-THREADED PVC WELL SCREEN	
25	SILTY CLAY--non-plastic, very stiff, massive, wet, CL, sand lenses						
	SAND--fine-medium, trace coarse sand, moderately sorted, moist to wet, SW	25-27'	SS	NR			
	GRAVELLY SAND--fine-medium gravel, medium-coarse sand, well sorted, saturated, gray, massive, GP	27-29'	SS	NR		BENTONITE CHIPS	
30	END OF BORING AT 29 FEET						
35							

NOTES: NR--NOT RECORDED
SS--SAMPLES COLLECTED IN 2-FOOT-LONG STAINLESS-STEEL SPLIT-SPOON SAMPLER

PROJECT NO.: 8826-08	PROJECT NAME: GM - NEW VENTURE GEAR	BORING/WELL DESIGNATION: MW-33	BORING/WELL LOCATION:

DRILLING CONTRACTOR: STEARNS	DRILLING METHOD: HOLLOW STEM AUGER	BOREHOLE SIZE: 10.3 IN.	BOREHOLE DEPTH: 22 FT.

DATE STARTED: 9/29/98	DATE COMPLETED: 9/29/98	GROUND ELEV.: 945.4 FT.	MEASURING POINT ELEV: 944.92 FT.	WELL DEPTH: 21.5 FT.

RIG: CME 95	DRILLER: DENNIS GIFFELS	HELPER:	LOGGED BY: ADAM GOUDA

DEPTH (FT.)	DESCRIPTION	SAMPLE NO.	SAMPLE TYPE	BLOW COUNTS(N)	FIELD CHEM.	COMMENTS	WELL DATA
0	6" ASPHALT 6" CONCRETE SILTY CLAY--trace gravel, non-plastic, damp, brown, CL --logged from soil cuttings					WELL COMPLETED AT GRADE WITH A FLUSH-MOUNT STEEL WELL PROTECTOR CONCRETE	
5	SILTY CLAY--trace gravel, very stiff, damp, brown and tan mottled, CL	5-7'	SS	6-7-10-9		BENTONITE SLURRY	
10	SILTY CLAY--trace gravel, stiff, damp, light grayish brown, CL	10-12'	SS	4-4-6-8		4-INCH ID SCHEDULE-40 FLUSH-THREADED PVC RISER PIPE BENTONITE CHIPS	
15	SILTY CLAY--as above	15-17'	SS	5-11-15-17			
	SANDY GRAVEL--fine-medium gravel, medium-coarse sand, well sorted, dense, moist, brown-gray, GW					4-INCH ID 10-SLOT SCHEDULE-40 FLUSH-THREADED PVC WELL SCREEN	
20	SANDY GRAVEL--fine-coarse sand, fine gravel, moderately sorted, medium dense, brown to tan, GW	20-22'	SS	3-10-10-8		SAND FILTER PACK	
	--SILTY CLAY--little fine gravel, non-plastic, very stiff, mottled END OF BORING AT 22 FEET						
25							
30							
35							

NOTES: SS--SAMPLES COLLECTED IN A 2-FOOT-LONG STAINLESS-STEEL SPLIT-SPOON SAMPLER
NR--NOT RECORDED

C-LOG1 p:\gm-nvg\08826-08\fld\mw-33a.fof
BORING LOG / MONITORING WELL DIAGRAM

MI
HARDING LAWSON ASSOCIATES

HLA Harding Lawson Associates 39255 County Club Dr., B-25 Farmington Hills, MI 48331	Boring No. ***MW-34***		Page *1* of *1*
	Contractor: American Envrionmental		Drilling Method: Hollow Stem Auger
			Drill Rig: CME 55
Project Name and Location: ***GM-NEW VENTURE GEAR*** ***MUNCIE, INDIANA***	Drill Crew: Ron, Butch, Mike		
	Date ~~S~~tarted: 7/28/99		Date Finished: 7/28/99
Surface Elevation: Top of casing Elevation:	Logged by: Adam Gouda		Protective cover: Flush mount
Well Construction Information:			
Screened interval (feet bgs): *15-25 feet*	Screen: *sch. 40 PVC, 0.01 slot*		Water level while drilling (feet bgs):
Filter pack interval (feet bgs): *12.5-25.0*	Riser: *sch. 40 PVC*		
Seal interval (feet bgs): *11.2-12.5*	Seal type: *bentonite grout slurry*		Water level at completion (feet bgs):
Grout Interval (feet bgs): *1.0-11.2*	Filter pack: *Global #5*		*15.00*

DEPTH (feet)	SAMPLE NAME	SAMPLE INTERVAL	PID (PPM)	Well Construction	SAMPLE DESCRIPTION
					Concrete Pad, with flush mount cover
4-6 feet	*mw-34 (4-6)*		*0.0*		**Silty Sand**; *trace fine gravel, loose, brown, dry,*
9-11 feet	*mw-34 (9-11)*		*0.0*		**Silty Clay**; *with few fine/medium sand, semi-plastic, moist, brown,*
13-15	*mw-34 (13-15)*		*38.0*		**Silty Sand**; moist, bm, and trace fine gravel.
18-20	*mw-34 (18-20)*		*0.0*		**Silty Sand**; sand is fine/medium/course, trace fine gravel, loose, brown, wet,
					EOB 25 feet

HLA Harding Lawson Associates 39255 County Club Dr., B-25 Farmington Hills, MI 48331	Boring No. ***MW-35***		Page *1* of *1*
	Contractor: American Envrionmental		Drilling Method: Hollow Stem Auger
			Drill Rig: CME 55
Project Name and Location: ***GM-NEW VENTURE GEAR*** ***MUNCIE, INDIANA***	Drill Crew: Ron, Butch, Mike		
	Date Started: 7/29/99		Date Finished: 7/29/99
Surface Elevation: Top of casing Elevation:	Logged by: Adam Gouda		Protective cover: Flush mount
Well Construction Information:			
Screened interval (feet bgs): *15-25 feet*	Screen: *sch. 40 PVC, 0.01 slot*		Water level while drilling (feet bgs):
Filter pack interval (feet bgs): *13.5-25.0*	Riser: *sch. 40 PVC*		
Seal interval (feet bgs): *11.4-13.5*	Seal type: *bentonite grout slurry*		Water level at completion (feet bgs): *14.90*
Grout Interval (feet bgs): *2.5-11.4*	Filter pack: *Global #5*		

DEPTH (feet)	SAMPLE NAME	SAMPLE INTERVAL	PID (PPM)	Well Construction	SAMPLE DESCRIPTION
					Concrete Pad, with flush mount cover
4-6 feet	*mw-35 (4-6)*		*0.0*		**Silty Clay**; *with few fine/medium sand, semi-plastic, moist, brown,*
9-11 feet	*mw-35 (9-11)*		*19.0*		**Silty Clay**; *with few fine/medium sand, semi-plastic, moist, brown,*
13-15	*mw-35 (13-15)*		*8.0*		**Silty Sand**; moist, brn, and trace fine gravel.
18-20	*mw-35 (18-20)*		*8.0*		**Sandy gravel**; sand is fine/medium/course, gravel is medium/course with trace clay and trace silt, trace fine cobbles, brn, wet
					EOB=25ft

HLA Harding Lawson Associates 39255 County Club Dr., B-25 Farmington Hills, MI 48331	Boring No. ***MW-36***	Page *1* of *1*	
	Contractor: American Envrionmental	Drilling Method: Hollow Stem Auger	
		Drill Rig: CME 55	
Project Name and Location: ***GM-NEW VENTURE GEAR*** ***MUNCIE, INDIANA***	Drill Crew: Ron, Butch, Mike		
	Date Started: 7/29/99	Date Finished: 7/29/99	
Surface Elevation: Top of casing Elevation:	Logged by: Adam Gouda	Protective cover: Flush mount	

Well Construction Information:				
Screened interval (feet bgs):	*15-25 feet*	Screen:	*sch. 40 PVC, 0.01 slot*	Water level while drilling (feet bgs):
Filter pack interval (feet bgs):	*13.3-25.0*	Riser:	*sch. 40 PVC*	
Seal interval (feet bgs):	*11.4-13.3*	Seal type:	*bentonite grout slurry*	Water level at completion (feet bgs):
Grout Interval (feet bgs):	*2.5-11.4*	Filter pack:	*Global #5*	*15.25*

DEPTH (feet)	SAMPLE NAME	SAMPLE INTERVAL	PID (PPM)	Well Construction	SAMPLE DESCRIPTION
					Concrete Pad, with flush mount cover
4-6 feet	*mw-36 (4-6)*		*1.6*		Silty Clay; *with few fine/medium sand, semi-plastic, moist, brown,*
9-11 feet	*mw-36 (9-11)*		*0.0*		Silty Clay; *with few fine/medium sand, semi-plastic, moist, brown,*
13-15	*mw-36 (13-15)*		*37.0*		Silty Sand; sand is fine/medium, trace fine gravel, loose, brown, moist,
18-20	*mw-36 (18-20)*		*17.0*		Silty Sand; sand is fine/medium, trace fine gravel, loose, brown, wet,
23-25	*mw-36 (23-25)*		*21.0*		Grey Clay; non-plastic, very dense, with trace med gravel, dry *EOB=25ft*

HLA Harding Lawson Associates 39255 County Club Dr., B-25 Farmington Hills, MI 48331	Boring No. ***MW-37***		Page *1* of *1*
	Contractor: American Envrionmental		Drilling Method: Hollow Stem Auger
			Drill Rig: CME 55
Project Name and Location: ***GM-NEW VENTURE GEAR*** ***MUNCIE, INDIANA***	Drill Crew: Ron, Butch, Mike		
	Date ~~Started~~: 7/29/99		Date Finished: 7/29/99
Surface Elevation: Top of casing Elevation:	Logged by: Adam Gouda		Protective cover: Flush mount
Well Construction Information:			
Screened interval (feet bgs): *15-25*	Screen: *sch. 40 PVC, 0.01 slot*		Water level while drilling (feet bgs):
Filter pack interval (feet bgs): *13.4-25.0*	Riser: *sch. 40 PVC*		
Seal interval (feet bgs): *11.9-13.3*	Seal type: *bentonite grout slurry*		Water level at completion (feet bgs):
Grout Interval (feet bgs): *2.0-11.9*	Filter pack: *Global #5*		*15.25*

DEPTH (feet)	SAMPLE NAME	SAMPLE INTERVAL	PID (PPM)	Well Construction	SAMPLE DESCRIPTION
					Concrete Pad, with flush mount cover
4-6 feet	*mw-36 (4-6)*		*1.6*		**Silty Clay**; *with few fine/medium sand, semi-plastic, moist, brown,*
9-11 feet	*mw-36 (9-11)*		*0.0*		**Silty Clay**; *with few fine/medium sand, semi-plastic, moist, brown,*
13-15	*mw-36 (13-15)*		*37.0*		**Silty Sand**; sand is fine/medium, trace fine gravel, firm, brown, moist.
18-20	*mw-36 (18-20)*		*17.0*		**Silty Sand**; sand is fine/medium, trace fine gravel, firm, brown, wet.
23-25	*mw-36 (23-25)*		*21.0*		**Grey Clay**; non-plastic, very dense, with trace fine gravel, dry
			EOB=25ft		

BORING LOG / MONITORING WELL DIAGRAM

ABB ENVIRONMENTAL SERVICES, INC

PROJECT NO.: 8826-02	PROJECT NAME: NVG UST Investigation	BORING/WELL DESIGNATION: P - 1		BORING/WELL LOCATION:
DRILLING CONTRACTOR: AEC DRILLING	DRILLING METHOD: HYDRAULIC PROBE	BOREHOLE SIZE: 1.0 IN.	BOREHOLE DEPTH: 20 FT.	DUE SOUTH OF MANHOLE FOR SANITARY LINE
DATE STARTED: 4/10/95	DATE COMPLETED: 4/10/95	GROUND ELEV.: - - FT.	MEASURING POINT ELEV: - - FT.	WELL DEPTH: - - FT.
RIG: GEOPROBE	DRILLER: K. MCMILLAN	HELPER: - -	LOGGED BY: D. WALSH	

DEPTH (FT.)	DESCRIPTION	SAMPLE NO.	SAMPLE TYPE	BLOW COUNTS(N)	PI METER (ppm)	COMMENTS	WELL DATA
0						GEOPROBE SAMPLES REQUIRED ONLY FROM 10-12 AND 18-20 FOOT INTERVALS	NO WELL INSTALLED
5.0							
10.0	SILTY CLAY - trace fine sand, trace fine to coarse gravel, moderate plasticity, stiff, moist, gray, massive, CL.	10-12'	LAB	NA	BKG		
15.0							
20.0	SAND - some fine to coarse gravel, little silt, fine to coarse, well graded, dense, brown, moist, layered gravel lenses, SW.	18-20'	LAB	NA	BKG		
	END OF BORING AT 20 FEET						
25.0							
30.0							
35.0							

NOTES: BKG - BACKGROUND
DUP - DUPLICATE SAMPLE
LAB - LABORATORY SAMPLE
NA - NOT APPLICABLE
PI METER - SAMPLES SCREENED USING A PHOTOIONIZATION METER, EXPRESSED IN PPM
REF - REFERENCE SAMPLE

PI-LOG1

MI25

BORING LOG / MONITORING WELL DIAGRAM

ABB ENVIRONMENTAL SERVICES, INC

PROJECT NO.: 8826-02	PROJECT NAME: NVG UST Investigation	BORING/WELL DESIGNATION: P - 2		BORING/WELL LOCATION:
DRILLING CONTRACTOR: AEC DRILLING	DRILLING METHOD: HYDRAULIC PROBE	BOREHOLE SIZE: 1.0 IN.	BOREHOLE DEPTH: 20 FT.	NORTH OF NORTHEAST CORNER OF RESERVOIR
DATE STARTED: 4/10/95	DATE COMPLETED: 4/10/95	GROUND ELEV.: - - FT.	MEASURING POINT ELEV: - - FT.	WELL DEPTH: - - FT.
RIG: GEOPROBE	DRILLER: K. MCMILLAN	HELPER: - -	LOGGED BY: D. WALSH	

DEPTH (FT.)	DESCRIPTION	SAMPLE NO.	SAMPLE TYPE	BLOW COUNTS(N)	PI METER (ppm)	COMMENTS	WELL DATA
0						GEOPROBE SAMPLES REQUIRED ONLY FROM 10-12 AND 18-20 FOOT INTERVALS	NO WELL INSTALLED
5.0							
10.0	SILTY CLAY - trace fine to coarse gravel, moderate plasticity, stiff, moist, gray, massive, CL.	10-12'	LAB	NA	BKG		
15.0	SAND AND GRAVEL - well graded, dense, moist, brown, massive, GW.						
20.0	SAND - some fine to coarse gravel, trace limestone fragments, medium grained, well graded, dense, moist, brown, layered, SW.	18-20'	LAB	NA	BKG		
	END OF BORING AT 20 FEET						
25.0							
30.0							
35.0							

NOTES: BKG - BACKGROUND
DUP - DUPLICATE SAMPLE
LAB - LABORATORY SAMPLE
NA - NOT APPLICABLE
PI METER - SAMPLES SCREENED USING A PHOTOIONIZATION METER, EXPRESSED IN PPM
REF - REFERENCE SAMPLE

PI-LOG1

M125

BORING LOG / MONITORING WELL DIAGRAM

ABB ENVIRONMENTAL SERVICES, INC

PROJECT NO.: 8826-02	PROJECT NAME: NVG UST Investigation	BORING/WELL DESIGNATION: P - 3		BORING/WELL LOCATION:
DRILLING CONTRACTOR: AEC DRILLING	DRILLING METHOD: HYDRAULIC PROBE	BOREHOLE SIZE: 1.0 IN.	BOREHOLE DEPTH: 20 FT.	DUE NORTH OF NORTH-WEST CORNER OF WEST COOLING TOWER
DATE STARTED: 4/10/95	DATE COMPLETED: 4/10/95	GROUND ELEV.: - - FT.	MEASURING POINT ELEV: - - FT.	WELL DEPTH: - - FT.
RIG: GEOPROBE	DRILLER: K. MCMILLAN	HELPER: - -	LOGGED BY: D. WALSH	

DEPTH (FT.)	DESCRIPTION	SAMPLE NO.	SAMPLE TYPE	BLOW COUNTS(N)	PI METER (ppm)	COMMENTS	WELL DATA
0						GEOPROBE SAMPLES REQUIRED ONLY FROM 10-12 AND 18-20 FOOT INTERVALS	NO WELL INSTALLED
5.0							
10.0	SILTY CLAY - trace fine gravel, moderate plasticity, stiff, moist, dark gray, massive, CL, brown mottling.	10-12'	LAB	NA	BKG		
15.0							
20.0	SAND - trace fine gravel, fine to coarse, well graded, dense, moist, wet at 19.5 feet, massive, SW.	18-20'	LAB	NA	BKG		
	END OF BORING AT 20 FEET						
25.0							
30.0							
35.0							

NOTES: BKG - BACKGROUND
DUP - DUPLICATE SAMPLE
LAB - LABORATORY SAMPLE
NA - NOT APPLICABLE
PI METER - SAMPLES SCREENED USING A PHOTOIONIZATION METER, EXPRESSED IN PPM
REF - REFERENCE SAMPLE

PI-LOG1

MI25

BORING LOG / MONITORING WELL DIAGRAM

ABB ENVIRONMENTAL SERVICES, INC.

PROJECT NO.: 8826-02	PROJECT NAME: NVG UST Investigation	BORING/WELL DESIGNATION: P - 4		BORING/WELL LOCATION:
DRILLING CONTRACTOR: AEC DRILLING	DRILLING METHOD: HYDRAULIC PROBE	BOREHOLE SIZE: 1.0 IN.	BOREHOLE DEPTH: 22 FT.	NORTHWEST CORNER OF HOLDING POND, SOUTH-EAST OF PIPING RUN
DATE STARTED: 4/10/95	DATE COMPLETED: 4/10/95	GROUND ELEV.: - - FT.	MEASURING POINT ELEV: - - FT.	WELL DEPTH: - - FT.
RIG: GEOPROBE	DRILLER: K. MCMILLAN	HELPER: - -	LOGGED BY: D. WALSH	

DEPTH (FT.)	DESCRIPTION	SAMPLE NO.	SAMPLE TYPE	BLOW COUNTS(N)	PI METER	COMMENTS	WELL DATA
0					(ppm)	GEOPROBE SAMPLES REQUIRED ONLY FROM 8-10 AND 18-22 FOOT INTERVALS	NO WELL INSTALLED
5.0							
	SILTY CLAY - trace fine to medium gravel, low plasticity, stiff, moist, dark gray, massive, CL.	8-10'	LAB	NA	BKG		
10.0							
15.0							
	SILTY CLAY - trace fine gravel and limestone fragments, low plasticity, stiff, moist, dark gray, massive, CL.	18-20'	REF	NA	BKG		
20.0		20-22'	LAB	NA	BKG		
	SAND AND GRAVEL - well graded, dense, wet, dark gray, GW.						
	END OF BORING AT 22 FEET						
25.0							
30.0							
35.0							

NOTES: BKG - BACKGROUND
DUP - DUPLICATE SAMPLE
LAB - LABORATORY SAMPLE
NA - NOT APPLICABLE
PI METER - SAMPLES SCREENED USING A PHOTOIONIZATION METER, EXPRESSED IN PPM
REF - REFERENCE SAMPLE

PI-LOG1

M125

BORING LOG / MONITORING WELL DIAGRAM

ABB ENVIRONMENTAL SERVICES, INC

PROJECT NO.: 8826-02	PROJECT NAME: NVG UST Investigation		BORING/WELL DESIGNATION: P-5/TW-1		BORING/WELL LOCATION:
DRILLING CONTRACTOR: AEC DRILLING		DRILLING METHOD: HYDRAULIC PROBE / HSA	BOREHOLE SIZE: 8.25 IN.	BOREHOLE DEPTH: 22 FT.	NORTHWEST CORNER OF HOLDING POND, SOUTH-EAST OF PIPING RUN
DATE STARTED: 4/10/95	DATE COMPLETED: 4/11/95	GROUND ELEV.: - - FT.	MEASURING POINT ELEV: - - FT.	WELL DEPTH: 25 FT.	
RIG: GEOPROBE	DRILLER: K. MCMILLAN	HELPER: - -	LOGGED BY: D. WALSH		

DEPTH (FT.)	DESCRIPTION	SAMPLE NO.	SAMPLE TYPE	BLOW COUNTS(N)	PI METER (ppm)	COMMENTS	WELL DATA
0	ASPHALT AND CONCRETE	0-7"				ASPHALT AND CONCRETE	X X
						* SEE NOTE BELOW *	
5.0						SOIL CUTTINGS	
	SAND AND GRAVEL - fine to coarse, well graded, loose, damp, tan with brown mottling, massive, GW.	8-10'	LAB	NA	BKG		
10.0							
15.0						BENTONITE CHIPS	
	SAND - some gravel, well graded, dense, moist, wet at 19.5', light brown, massive, SW, some limestone fragments.	18-20'	LAB	NA	BKG	SOIL CUTTINGS	
20.0						SATURATED AT 22 FEET	
						NATURAL COLLAPSE	
	SAND - some gravel, fine to coarse, well graded, dense, wet, dark gray, 6" sand/6" gravel layering, SW.	23-25'	REF	NA	BKG		
25.0	END OF BORING AT 25 FEET						
30.0							
35.0							

NOTES: BKG - BACKGROUND
LAB - LABORATORY SAMPLE
NA - NOT APPLICABLE
PI METER - SAMPLES SCREENED USING A PHOTOIONIZATION METER, EXPRESSED IN PPM
REF - REFERENCE SAMPLE
* - GEOPROBE RODS BECAME STUCK IN GROUND. OVERDRILLED WITH HOLLOW STEM AUGERS TO REMOVE WELL INSTALLED IN BOREHOLE ADVANCED BY HOLLOW STEM AUGERS

PI-LOG1

MI2

BORING LOG / MONITORING WELL DIAGRAM

ABB ENVIRONMENTAL SERVICES, INC

PROJECT NO.: 8826-02	PROJECT NAME: NVG UST Investigation	BORING/WELL DESIGNATION: P-6/TW-2	BORING/WELL LOCATION:
DRILLING CONTRACTOR: AEC DRILLING	DRILLING METHOD: HOLLOW STEM AUGER	BOREHOLE SIZE: 8.25 IN.	BOREHOLE DEPTH: 25 FT.
DATE STARTED: 4/11/95	DATE COMPLETED: 4/11/95	GROUND ELEV.: - - FT.	MEASURING POINT ELEV: - - FT.
WELL DEPTH: 25 FT.			
RIG: DRILL RIG	DRILLER: R. MATHES	HELPER: S. AHO	LOGGED BY: A. GORDON

DEPTH (FT.)	DESCRIPTION	SAMPLE NO.	SAMPLE TYPE	BLOW COUNTS(N)	PI METER (ppm)	COMMENTS	WELL DATA
0	ASPHALT AND CONCRETE	0-7"				ASPHALT AND CONCRETE	X X
	DRILL TO WATER AT 18 FEET. NO SOIL COLLECTED FOR DESCRIPTIONS.						
5.0						SOIL CUTTINGS	
10.0							
15.0						BENTONITE CHIPS (HYDRATED)	
20.0						NATURAL COLLAPSE	
25.0							
30.0							
35.0							

NOTES:

PROJECT NO.: 8826-02	PROJECT NAME: NVG UST Investigation	BORING/WELL DESIGNATION: P - 7	BORING/WELL LOCATION:
DRILLING CONTRACTOR: AEC DRILLING	DRILLING METHOD: HYDRAULIC PROBE	BOREHOLE SIZE: 1.0 IN.	BOREHOLE DEPTH: 20 FT.
DATE STARTED: 4/11/95	DATE COMPLETED: 4/11/95	GROUND ELEV.: - - FT.	MEASURING POINT ELEV: - - FT.
WELL DEPTH: - - FT.			WEST END OF UST
RIG: GEOPROBE	DRILLER: K. MCMILLAN	HELPER: J. RIFFE	LOGGED BY: D. WALSH

DEPTH (FT.)	DESCRIPTION	SAMPLE NO.	SAMPLE TYPE	BLOW COUNTS(N)	PI METER (ppm)	COMMENTS	WELL DATA
0	CONCRETE						NO WELL INSTALLED
	SILTY SAND - trace fine to coarse gravel, well graded, loose, damp, brown, massive, fill, SM	8"-4'	LAB	NA	BG		
5.0	SANDY CLAY - trace fine to coarse gravel, moderate plasticity, soft, moist, brown, massive, glacial, CL	4-8'	REF	NA	BG		
10.0		8-11'	REF	NA	BG		
	SAND AND GRAVEL - fine to coarse sand, fine to coarse gravel, some limestone fragments, well graded, dense, moist, brown, glacial, SW	11-15'	LAB/ DUP	NA	BG		
15.0		15-18'	REF	NA	BG		
		18-20'	LAB	NA	BG		
20.0	END OF BORING AT 20 FEET						
25.0							
30.0							
35.0							

NOTES: BG - BACKGROUND
DUP - DUPLICATE SAMPLE
LAB - LABORATORY SAMPLE
NA - NOT APPLICABLE
PI METER - SAMPLES SCREENED USING A PHOTOIONIZATION METER, EXPRESSED IN PPM
REF - REFERENCE SAMPLE

I-LOG1
BORING LOG / MONITORING WELL DIAGRAM

MI304
ABB ENVIRONMENTAL SERVICES, INC.

PROJECT NO.: 8826-02	PROJECT NAME: NVG UST Investigation	BORING/WELL DESIGNATION: P - 8	BORING/WELL LOCATION:
DRILLING CONTRACTOR: AEC DRILLING	DRILLING METHOD: HYDRAULIC PROBE	BOREHOLE SIZE: 1.0 IN.	BOREHOLE DEPTH: 20 FT.
DATE STARTED: 6/08/95	DATE COMPLETED: 6/08/95	GROUND ELEV.: - - FT.	MEASURING POINT ELEV: - - FT.
WELL DEPTH: - - FT.			SOUTH END OF UST
RIG: GEOPROBE	DRILLER: K. MCMILLAN	HELPER: - -	LOGGED BY: P. KACZOR

DEPTH (FT.)	DESCRIPTION	SAMPLE NO.	SAMPLE TYPE	BLOW COUNTS(N)	PI METER (ppm)	COMMENTS	WELL DATA
0	CONCRETE						NO WELL INSTALLED
	SAND - trace silt, trace gravel, very fine to coarse, well graded, loose, dry, brown, massive, SW, no odor.	1-2'	LAB	NA	1.5		
		2-3'	REF	NA	1.5		
		3-4'	REF	NA	1		
5.0	SAND - little gravel, fine to coarse, well graded, loose, dry, light gray, massive, SW, no odor.	4-8'	REF	NA	2		
	SAND - trace silt and gravel, fine to coarse, moderately graded, loose, damp, brown, massive, SW, no odor.						
10.0	SAND - trace silt and gravel, very fine to coarse, well graded, loose, dry, light brown, massive, SW, earthy odor.	8-12'	LAB	NA	1.5		
	SAND - trace coarse sand and fine gravel, little silt, very fine to medium, moderately graded, dry, brown, massive SW, earthy odor.	12-16'	REF	NA	1.5		
15.0	SAND - trace gravel and silt, fine to coarse, loose, well graded, dry, brown, massive, SW.						
	SAND - trace gravel, little silt, fine to medium, moderately graded, loose, damp, dark brown, massive, SW, slight petroleum odor.	16-20'	LAB	NA	1.5		
20.0	END OF BORING AT 20 FEET						
25.0							
30.0							
35.0							

NOTES:

DUP - DUPLICATE SAMPLE
LAB - LABORATORY SAMPLE
NA - NOT APPLICABLE
PI METER - SAMPLES SCREENED USING A PHOTOIONIZATION METER, EXPRESSED IN PPM
REF - REFERENCE SAMPLE

BORING LOG / MONITORING WELL DIAGRAM

ABB ENVIRONMENTAL SERVICES, INC.

PROJECT NO.: 8826-02	PROJECT NAME: NVG UST Investigation	BORING/WELL DESIGNATION: P - 9		BORING/WELL LOCATION: NORTH END OF UST
DRILLING CONTRACTOR: AEC DRILLING	DRILLING METHOD: HYDRAULIC PROBE	BOREHOLE SIZE: 1.0 IN.	BOREHOLE DEPTH: 20 FT.	
DATE STARTED: 4/12/95	DATE COMPLETED: 4/12/95	GROUND ELEV.: - - FT.	MEASURING POINT ELEV: - - FT.	WELL DEPTH: - - FT.
RIG: GEOPROBE	DRILLER: K. MCMILLAN	HELPER: J. RIFFE	LOGGED BY: K. MISH	

DEPTH (FT.)	DESCRIPTION	SAMPLE NO.	SAMPLE TYPE	BLOW COUNTS(N)	PI METER (ppm)	COMMENTS	WELL DATA
0	CONCRETE						NO WELL INSTALLED
	SAND - some fine to coarse gravel, trace silt, moderately graded, loose, dry, brown, fill, SP	8"-4'	LAB	NA	BG		
5.0	SAND - trace fine to medium gravel, trace silt, well graded, loose, dry, brown, glacial, SW	4-7'	REF	NA	BG		
		7-10.5'	REF	NA	BG		
10.0		10.5'-14.5'	LAB	NA	BG		
15.0		14.5-16.0'	REF	NA	BG		
		16-20'	LAB	NA	BG	SAND BECOMES LOOSE, DAMP AT 18 FEET. SATURATION AT 19 FEET	
20.0	SAND AND GRAVEL - loose, saturated, brown END OF BORING AT 20 FEET						
25.0							
30.0							
35.0							

NOTES: BG - BACKGROUND
DUP - DUPLICATE SAMPLE
LAB - LABORATORY SAMPLE
NA - NOT APPLICABLE
PI METER - SAMPLES SCREENED USING A PHOTOIONIZATION METER, EXPRESSED IN PPM
REF - REFERENCE SAMPLE

PI-LOG1

MI304

REF - REFERENCE SAMPLE

PI-LOG1 MI253

BORING LOG / MONITORING WELL DIAGRAM

ABB ENVIRONMENTAL SERVICES, INC.

PROJECT NO.: 8826-02	PROJECT NAME: NVG UST Investigation	BORING/WELL DESIGNATION: P - 10	BORING/WELL LOCATION:

DRILLING CONTRACTOR: AEC DRILLING	DRILLING METHOD: HYDRAULIC PROBE	BOREHOLE SIZE: 1.0 IN.	BOREHOLE DEPTH: 15 FT.

DATE STARTED: 4/11/95	DATE COMPLETED: 4/11/95	GROUND ELEV.: - - FT.	MEASURING POINT ELEV: - - FT.	WELL DEPTH: - - FT.

RIG: GEOPROBE	DRILLER: R. MATHES	HELPER: S. AHO	LOGGED BY: D. WALSH

DEPTH (FT.)	DESCRIPTION	SAMPLE NO.	SAMPLE TYPE	BLOW COUNTS(N)	PI METER	COMMENTS	WELL DATA
0					(ppm)		
	CONCRETE	0-6"					NO WELL INSTALLED
5.0	CLAY - moderate plasticity, soft, moist, dark gray, massive, CL.	5-7'	LAB	NA	BKG	COLLECT DUPLICATE SAMPLE P-10(5)D	
10.0							
	SAND AND GRAVEL - well graded, dense, wet, dark gray, massive, SW/GW.	13-15'	LAB	NA	BKG		
15.0	SILTY CLAY - moderate plasticity, stiff, moist, dark gray, CL.						
	END OF BORING AT 15 FEET						
20.0							
25.0							
30.0							
35.0							

NOTES: BKG - BACKGROUND
DUP - DUPLICATE SAMPLE
LAB - LABORATORY SAMPLE
NA - NOT APPLICABLE
PI METER - SAMPLES SCREENED USING A PHOTOIONIZATION METER, EXPRESSED IN PPM

REF - REFERENCE SAMPLE

PI-LOG1

MI253

BORING LOG / MONITORING WELL DIAGRAM

ABB ENVIRONMENTAL SERVICES, INC.

PROJECT NO.: 8826-02	PROJECT NAME: NVG UST Investigation	BORING/WELL DESIGNATION: P - 11	BORING/WELL LOCATION:
DRILLING CONTRACTOR: AEC DRILLING	DRILLING METHOD: HYDRAULIC PROBE	BOREHOLE SIZE: 1.0 IN.	BOREHOLE DEPTH: 15 FT.
DATE STARTED: 4/11/95	DATE COMPLETED: 4/11/95	GROUND ELEV.: - - FT.	MEASURING POINT ELEV: - - FT.
WELL DEPTH: - - FT.			
RIG: GEOPROBE	DRILLER: R. MATHES	HELPER: S. AHO	LOGGED BY: D. WALSH

DEPTH (FT.)	DESCRIPTION	SAMPLE NO.	SAMPLE TYPE	BLOW COUNTS(N)	PI METER (ppm)	COMMENTS	WELL DATA
0	CONCRETE	0-6"					NO WELL INSTALLED
5.0	CLAY - trace fine gravel, moderate plasticity, moist, dark gray, CL.	5-7'	LAB	NA	BKG		
10.0							
15.0	CLAYEY SAND - trace fine to coarse gravel, dense, wet, brown, layered, clay lenses, SC.	13-15'	LAB	NA	BKG		
	END OF BORING AT 15 FEET						
20.0							
25.0							
30.0							
35.0							

NOTES: BKG - BACKGROUND
DUP - DUPLICATE SAMPLE
LAB - LABORATORY SAMPLE
NA - NOT APPLICABLE
PI METER - SAMPLES SCREENED USING A PHOTOIONIZATION METER, EXPRESSED IN PPM

BORING LOG / MONITORING WELL DIAGRAM

ABB ENVIRONMENTAL SERVICES, INC.

PROJECT NO.: 8826-02	PROJECT NAME: NVG UST Investigation	BORING/WELL DESIGNATION: P-12/TW-3	BORING/WELL LOCATION:
DRILLING CONTRACTOR: AEC DRILLING	DRILLING METHOD: HYDRAULIC PROBE	BOREHOLE SIZE: 1.0 IN.	BOREHOLE DEPTH: 25 FT.
DATE STARTED: 4/11/95	DATE COMPLETED: 4/11/95	GROUND ELEV.: - - FT.	MEASURING POINT ELEV: - - FT.
WELL DEPTH: 22.8 FT.			
RIG: GEOPROBE	DRILLER: K. MCMILLAN	HELPER: - -	LOGGED BY: K. MISH

DEPTH (FT.)	DESCRIPTION	SAMPLE NO.	SAMPLE TYPE	BLOW COUNTS(N)	PI METER (ppm)	COMMENTS
0						
10.0	CLAY - trace gravel, firm, damp, brown, massive, CL.	10-12'	LAB	NA	BKG	COLLECT SAMPLE FOR VOC ANALYSIS
20.0	SAND - some fine to coarse gravel, very fine to fine, poorly graded, wet, saturated at 20', brown with gray layering, SW, last 2" colored gray.	18-20'	LAB	NA	BKG	COLLECT SAMPLE FOR VOC ANALYSIS
25.0	SAND AND GRAVEL - very fine to coarse sand and gravel, moderately graded, loose, saturated, gray.	23-25'	REF	NA	BKG	
	END OF BORING AT 25 FEET					
30.0						
35.0						

WELL DATA: CHUNK BENTONITE; NATURAL COLLAPSE

NOTES: BKG - BACKGROUND
DUP - DUPLICATE SAMPLE
LAB - LABORATORY SAMPLE
NA - NOT APPLICABLE
PI METER - SAMPLES SCREENED USING A PHOTOIONIZATION METER, EXPRESSED IN PPM
REF - REFERENCE SAMPLE

PI-LOG1

MI304

Harding ESE
A MACTEC COMPANY

Boring:	: PB-01	Drilling Method:	: Hydraulic Probe
Project Number:	: 51674	Sampling Method:	: Macro-Sampler
Contractor:	: American Environmental	Logged by:	: Willard Murray
Drill Crew:	: Jeremy Wallace, Mike Hill	Date Started:	: 6/27/01
Drill Rig:	: Geo-Probe	Date Completed:	: 6/27/01

New Venture Gear
MUNCIE, INDIANA

Weather: Sunny, 82 Degrees F.

Observations: Located 17 feet south of Storm Drain Manhole.

Sampler Type
Four-foot Macro-Core Sampler

Depth in FEET	Sample Number	% Recovery (n/4)	PID (ppm) 0 2.5 5 7.5 10	USCS	GRAPHIC	DESCRIPTION
0				FL		**Fill** gravelly sand, little silt
4	PB-01 (3-4' bgs)			CL		**Sandy Clay** silt and gravel
		50		SW		**Gravelly Sand** coarse grained, little silt
	PB-01 (7-8' bgs)			SM		**Silty Sand** trace clay, gravel
8				CL		**Sandy Clay** little gravel
	PB-01 (11-12' bgs)					
12				SW		**Gravelly Sand** 14-15' bgs had clay
		50				
	PB-01 (15-16' bgs)					
16						EOB: 16.0 Feet
20						

P:\INDUSTRIAL\GM\NVG\51674\FLD\VENTURE.BOR

07

Harding ESE
A MACTEC COMPANY

Boring:	: PB-02	Drilling Method:	: Hydraulic Probe
Project Number:	: 51674	Sampling Method:	: Macro-Sampler
Contractor:	: American Environmental	Logged by:	: Willard Murray
Drill Crew:	: Jeremy Wallace, Mike Hill	Date Started:	: 6/27/01
Drill Rig:	: Geo-Probe	Date Completed:	: 6/27/01

New Venture Gear
MUNCIE, INDIANA

Weather: Sunny, 82 Degrees F.

Observations: Located 28 feet north of Storm Drain Manhole.

Sampler Type
Four-foot Macro-Core Sampler

Depth in FEET	Sample Number	% Recovery (n/4)	PID (ppm) 0 2.5 5 7.5 10	USCS	GRAPHIC	DESCRIPTION
0				ML		**Clayey Silt**
		75				
4	PB-02 (3-4' bgs)			SM		**Silty Sand** some gravel, moist, damp at 3-4' bgs
		75				coarse sand at 4-8' bgs
8	PB-02 (7-8' bgs)					
		75				
12	PB-02 (11-12' bgs)					
		75		CL		**Silty Clay** stiff, plastic
16	PB-02 (15-16' bgs)			SM		**Silty Sand** gravel, occasionally interbedded clay, wet
						EOB: 16.0 Feet
20						

P:\INDUSTRIAL\GM-NVG\51674\FLD\VENTUREPB-2.BOR

07-1

Harding ESE
A MACTEC COMPANY

Boring:	: PB-03	Drilling Method:	: Hydraulic Probe
Project Number:	: 51674	Sampling Method:	: Macro-Sampler
Contractor:	: American Environmental	Logged by:	: Willard Murray
Drill Crew:	: Jeremy Wallace, Mike Hill	Date Started:	: 6/27/01
Drill Rig:	: Geo-Probe	Date Completed:	: 6/27/01

New Venture Gear
MUNCIE, INDIANA

Weather: Sunny, 82 Degrees F.

Observations: Located 18 feet west of Storm Drain Manhole.

Sampler Type
Four-foot Macro-Core Sampler

Depth in FEET	Sample Number	% Recovery (n\4)	PID (ppm) 0 2.5 5 7.5 10	USCS	GRAPHIC	DESCRIPTION
0						
		75		FL		**Fill** clayey sand, gravel
	PB-03 (3-4' bgs)					
4						
		75		SC		**Clayey Sand** some gravel
	PB-03 (7-8' bgs)					
8						
		50		SW		**Gravelly Sand** little silt, clay, moist
	PB-03 (11-12' bgs)					
12						
		50		SW		**Sand** fine to coarse grained, some gravel, clay (highest amounts of clay at 14-15' bgs)
	PB-03 (15-16' bgs)					
16						EOB: 16.0 Feet
20						

P:\INDUSTRIAL\GM-NVG\51674\FLD\VENTUREPB-3 BOR

07-1

Harding ESE
A MACTEC COMPANY

Boring:	: PB-04	Drilling Method:	: Hydraulic Probe
Project Number:	: 51674	Sampling Method:	: Macro-Sampler
Contractor:	: American Environmental	Logged by:	: Willard Murray
Drill Crew:	: Jeremy Wallace, Mike Hill	Date Started:	: 6/28/01
Drill Rig:	: Geo-Probe	Date Completed:	: 6/28/01

New Venture Gear
MUNCIE, INDIANA

Weather: Clear, 80 Degrees F.

Observations: Located 40 feet north of MW 37 along south side of Storm Sewer Line.

Sampler Type
Four-foot Macro-Core Sampler



P:\INDUSTRIAL\GM-NVG\51674\FLD\VENTURE-4.BOR

07-1

Harding ESE
A MACTEC COMPANY

Boring:	: PB-05	Drilling Method:	: Hydraulic Probe
Project Number:	: 51674	Sampling Method:	: Macro-Sampler
Contractor:	: American Environmental	Logged by:	: Willard Murray
Drill Crew:	: Jeremy Wallace, Mike Hill	Date Started:	: 6/27/01
Drill Rig:	: Geo-Probe	Date Completed:	: 6/27/01

New Venture Gear
MUNCIE, INDIANA

Weather: Sunny, 82 Degrees F.

Observations: Located 28 feet south-southeast of MW-37, (middle of sidewalk).

Sampler Type
Four-foot Macro-Core Sampler

Depth in FEET	Sample Number	% Recovery (n/4)	PID (ppm) 0 2.5 5 7.5 10	USCS	GRAPHIC	DESCRIPTION
0				FL		**Fill** clay, light gray
		50				
	PB-05 (3-4' bgs)			SM		**Silty Sand**
4						**Clay** little sand, gravel, stiff, brown
		100		CL		
	PB-05 (7-8' bgs)					
8						**Silty Clay** some sand and gravel, stiff, moist
		100		CL		
	PB-05 (11-12' bgs)					
12				CL		**Clay** high plasticity, brown
				SW		**Sand** fine to coarse grained, little gravel, trace silt, brown
	PB-05 (15-16' bgs)					
16						**Sand and Gravel** little fines, wet
		75		GW		
	PB-05 (19-20' bgs)					
20						EOB: 20.0 Feet
24						

P:\INDUSTRIAL\GM-NVG\51674\FLD\VENTUREPB-5.BOR

07-1-

Harding ESE
A MACTEC COMPANY

Boring:	: PB-06	Drilling Method:	: Hydraulic Probe
Project Number:	: 51674	Sampling Method:	: Macro-Sampler
Contractor:	: American Environmental	Logged by:	: Willard Murray
Drill Crew:	: Jeremy Wallace, Mike Hill	Date Started:	: 6/27/01
Drill Rig:	: Geo-Probe	Date Completed:	: 6/27/01

New Venture Gear
MUNCIE, INDIANA

Weather: Sunny, 82 Degrees F.

Observations: Located 21 feet south of MW-15, (middle of sidewalk).

Sampler Type
Four-foot Macro-Core Sampler

Depth in FEET	Sample Number	% Recovery (n/4)	PID (ppm) 0 2.5 5 7.5 10	USCS	GRAPHIC	DESCRIPTION
0						
		75		CL		**Clay** plastic, dark brown
	PB-06 (3-4' bgs)					
4						
		75		SW		**Sand** fine to coarse grained, some clay, gravel
	PB-06 (7-8' bgs)					
8						
		88				**Sand and Gravel** some silt, clay
	PB-06 (11-12' bgs)					large rock fragments at 12-16' bgs
12				GW		
		75				moist at 14.0' bgs
	PB-06 (15-16' bgs)					
16		100				
	PB-06 (17-18' bgs)					
						EOB: 18.0 Feet
20						

P:\INDUSTRIAL\GM-NVG\51674\FLD\VENTUREPB-6.BOR

07-12

ORING LOG / MONITORING WELL DIAGRAM

ABB ENVIRONMENTAL SERVICES, INC.

PROJECT NO.: 8826-00	PROJECT NAME: NEW VENTURE GEAR - MUNCIE	BORING/WELL DESIGNATION: PW-01		BORING/WELL LOCATION:
DRILLING CONTRACTOR: STEARNS DRILLING INC.	DRILLING METHOD: HOLLOW-STEM AUGERS	BOREHOLE SIZE: 14.0 IN.	BOREHOLE DEPTH: 56 FT.	UPPER LOT OF NORTH PARKING LOT AREA
STA[illegible]: 6-20-94	DATE COMPLETED: 6-23-94	GROUND ELEV.: 101.6 FT.	MEASURING POINT ELEV: 103.61 FT.	WELL DEPTH: 45 FT.
RIG: [illegible]ME-95	DRILLER: JIM GRYSKA	HELPER: DENNY COOPER	LOGGED BY: DON WALSH	

DEPTH (FT.)	DESCRIPTION	SAMPLE NO.	SAMPLE TYPE	BLOW COUNTS(N)	PI METER	COMMENTS	WELL DATA
0	(0-2") - ASHPHALT (2"-0.5') - Crushed limestone, fill					CEMENT	
	SILTY CLAY - little fine sand, slight plasticity, soft, moist, dark brown to grey, massive, fill (CL)						
5						BENTONITE SLURRY	
	SILTY CLAY - trace fine gravel, moderate plasticity, firm, moist, olive grey, massive, glacial (CL)						
10	SILTY CLAY - trace fine gravel, slight plasticity, firm, moist, brown, massive, glacial (CL)						
						8-INCH-ID FLUSH-THREADED GALVANIZED-STEEL RISER PIPE	
15							
	SILTY CLAY - little coarse gravel, trace fine gravel and cobbles, slight plasticity, firm, moist, light brown, massive, glacial (CL)						
20							
	Drilling rig chatter from 23 to 25 ft.						
	GRAVELLY CLAY - fine to coarse gravel, slight plasticity, firm, wet, olive grey, massive, glacial, (CL)						
25	CLAYEY SILT - trace very fine gravel, non-plastic, very stiff, moist, olive grey, massive (ML)					BENTONITE CHIPS	
	SILTY SAND - fine sand, little fine gravel, dense, saturated, olive grey, glacial (SM)	29-31'	SS	2-9-13-24	BG	PEA GRAVEL	
30							

ES: 1. SOIL DESCRIPTIONS LOGGED FROM CUTTINGS OFF OF AUGER FLIGHTS FROM GROUNDSURFACE TO 29 FEET
2. SS - SPLIT-SPOON SAMPLE COLLECTED
3. BG - BACKGROUND
4. PI METER - SAMPLE SCREENED WITH A PHOTOIONIZATION METER

CR

OG1

ABB ENVIRONMENTAL SERVICES, INC.

OJECT NO.: 8826-00	PROJECT NAME: NEW VENTURE GEAR - MUNCIE	BORING/WELL NUMBER: PW-01	BOREHOLE DEPTH: 56 FT.

DESCRIPTION	SAMPLE NO.	SAMPLE TYPE	BLOW COUNTS(N)	PI METER	COMMENTS	WELL DATA
30 - ILTY SAND - fine sand, little fine gravel, dense, saturated, olive grey, glacial (SM)	29-31'	SS	2,9,13,24	BG		
					PEA GRAVEL	
35 — driller reports hard drilling at 35 feet						
driller reports soft drilling/drill chattering at 38 feet					8-INCH-ID 20-SLOT STAINLESS-STEEL WELL SCREEN	
40 — GRAVEL - fine gravel, some fine to coarse sand and silt, well graded, dense, saturated, olive gray, massive, glacial (GM)	39-41'	SS	4-9-11-19	BG		
45 — SILTY CLAY - very fine sand, trace coarse sand, non-plastic, very stiff to hard, moist, grey, glacial (CL)	44-45'	SS	8-11-16-22	BG		
					BENTONITE CHIPS	
					PEA GRAVEL	
55 — 50.0 t 55.2 feet - sand and gravel lense	55-56'	SS	25-43-41-31	BG		
END OF BORING AT 56 FEET						
60						
65						

NOTES: 1. SS - SPLIT-SPOON SAMPLE
2. BG - BACKGRIUND
3. PI METER - SAMPLE SCREENED WITH A PHOTOIONIZATION METER

CR

32

RING LOG / MONITORING WELL DIAGRAM

ABB ENVIRONMENTAL SERVICES, INC.

ROJECT NO.: 8826-00	PROJECT NAME: NEW VENTURE GEAR - MUNCIE	BORING/WELL DESIGNATION: PW-02		BORING/WELL LOCATION:
RILLING CO[illegible]TOR: STEARNS DRILLING INC.	DRILLING METHOD: HOLLOW-STEM AUGERS	BOREHOLE SIZE: 14.0 IN.	BOREHOLE DEPTH: 52 FT.	BY RAMP TO UPPER PARKING LOT IN NORTH PARKING AREA
DATE STAR[illegible] 6-28-94	DATE COMPLETED: 6-28-94	GROUND ELEV.: 98.3 FT.	MEASURING POINT ELEV: 100.27 FT.	WELL DEPTH: 40 FT.
RIG: [illegible]E-95	DRILLER: JIM GRYSKA	HELPER: DENNY COOPER	LOGGED BY: DON WALSH	

DEPTH (FT.)	DESCRIPTION	SAMPLE NO.	SAMPLE TYPE	BLOW COUNTS(N)	PI METER	COMMENTS	WELL DATA
0	CONCRETE - (0-.3')					CEMENT	
	CLAY - soft, moist, black, apparent oil staining and odor, massive, fill (CL)						
	3.5' - perched groundwater						
5	SILTY CLAY - trace fine gravel, moderate plasticity, firm, moist, olive grey, massive, glacial (CL)					BENTONITE SLURRY	
10							
						8-INCH-ID FLUSH-THREADED GALVANIZED-STEEL RISER PIPE	
15							
	Drilling rig chatter; softer drilling; possible sand and gravel zone					BENTONITE CHIPS	
20	Harder drilling; probable clay					NATIVE FORMATION (cave-in)	
25						PEA GRAVEL	
	At 26 feet softer drilling; probable sand					8-INCH-ID 20-SLOT STAINLESS-STEEL WELL SCREEN	
	SAND - fine to coarse, some fine to coarse gravel (angular limestone fragments, trace silt, well graded, dense, saturated, grey, massive, glacial	29-31'	SS	5-21-18-20	BG		
30							

S: 1. SOIL DESCRIPTIONS LOGGED FROM CUTTINGS OFF OF AUGER FLIGHTS FROM GROUNDSURFACE TO 29 FEET
2. SS - SPLIT-SPOON SAMPLE COLLECTED
3. BG - BACKGROUND
4. PI METER - SAMPLE SCREENED WITH A PHOTOIONIZATION METER

CR

.OG1

OJECT NO.: 8826-00 | PROJECT NAME: NEW VENTURE GEAR - MUNCIE | BORING/WELL NUMBER: PW-02 | BOREHOLE DEPTH: 52 FT.

DESCRIPTION	SAMPLE NO.	SAMPLE TYPE	BLOW COUNTS(N)	PI METER	COMMENTS	WELL DATA
SAND - as above	29-31'	SS	5-21-18-20	BG		
Hard drilling - possible clay					PEA GRAVEL	
Drill rig chatter - possible sand/ gravel zone						
					8-INCH-ID 20-SLOT STAINLESS-STEEL WELL SCREEN	
SILT - non-plastic, stiff, moist, olive grey, massive, glacial, (ML)	39-41'	SS	5-11-13-16	BG		
					BENTONITE CHIPS	
SILT - trace very fine sand, non-plastic, hard, damp, olive grey, thin straight laminae, glacial (ML)	44-45'	SS	8-11-16-22	BG		
SAND - fine, dense, wet, grey					PEA GRAVEL	
CLAYEY SAND - fine to medium, little fine to coarse gravel, dense, wet, grey	49-51'	SS	10-31-34-40	BG		
	51-53'	SS	37-50/4"	BG		
SILT - non-plastic, hard, damp, olive grey, massive, glacial (ML)						

30 35 40 45 55 60 65

NOTES: 1. SS - SPLIT-SPOON SAMPLE
2. BG - BACKGRIUND
3. PI METER - SAMPLE SCREENED WITH A PHOTOIONIZATION METER

CR

i2

Atec Associates
Geotechnical and Materials Engineers
A Subsidiary of American Testing
Engineering Corporation

Geotechnical Engineering
Subsurface Exploration
Engineering Geology
Materials Testing

Form 7

RECORD OF SOIL EXPLORATION

Subsidiary and Division Offices: Indianapolis/Chicago
Baltimore-Washington/Cincinnati/Louisville/York, Pa.
Atlanta/Beckley, W.Va.

Reply To:

CLIENT Metcalf and Eddy, Inc. BORING NO. B - 1 Page 1 of 3

PROJECT NAME Delco Remy Division Plant JOB NO. D 77904 DATE 12-12,19-77

PROJECT LOCATION Muncie, Indiana STATION

BORING METHOD Casing Advancer FOREMAN Jeff Jones

ROCK CORE DIA. NQ in. INSPECTOR Scott Nagel

SHELBY TUBE O.D. in.

SOIL CLASSIFICATION SURFACE ELEVATION–	Stratum Depth, Ft.	Ground Water	Depth Scale, Ft.	SPT ** Sample No.	SPT ** Blows/6 in. 3–6 in. Increments	SPT ** Recovery, %	Shelby Tube No.	BORING & SAMPLING NOTES
CONCRETE	0.6							
Brown very moist very loose CLAYEY fine to coarse SAND (SC)			5	1	4 2/3	25		
	7.0							Lost water return at 7.0'
Brown very moist very loose fine to coarse SAND (SW-SC) with little coarse SILT and trace GRAVEL			10	2	4 3/2	25		
								Boulder from 13.5 to 15.0'
	15.5		15	3	120 0.0'	0		
Brown wet dense fine to coarse SAND and GRAVEL (SP-SM) with little SILT			20	4	17 23/24	50		
	26.0							
Gray very moist dense fine to medium SAND (SP) with trace to little SILT			25	5	10 16/20	50		
								Boulder from 28.4 to 29.5'
- very dense at 29.0"			30	6	20 37/27	50		
	32.5							
Brown very moist very dense fine to coarse SAND and GRAVEL (SP) with trace to little SILT			35	7	32 34/60	75		In-situ falling head permiability test taken at 35.0'

BORING METHOD
HSA – HOLLOW STEM AUGER
CFA – CONTINUOUS FLIGHT AUGER
OC – DRIVEN CASING
MD – MUD DRILLING
RC – ROCK CORING

GROUND WATER
NOTED ON RODS ____ FT.
AT COMPLETION ____ FT.
AFTER 24 HRS. 19.4 FT.

*THESE SHELBY TUBE SAMPLES OBTAINED IN BORING ____ DRILLED A FEW FEET FROM BORING ____

**STANDARD PENETRATION TEST

Atec Associates
Geotechnical and Materials Engineers
A subsidiary of American Testing Engineering Corporation

Geotechnical Engineering
Subsurface Exploration
Engineering Geology
Materials Testing

Form 7

RECORD OF SOIL EXPLORATION

Subsidiary and Division Offices: Indianapolis/Chicago
Baltimore-Washington/Cincinnati/Louisville/York, Pa.
Atlanta/Beckley, W.Va.

To:

CLIENT Metcalf and Eddy, Inc.
PROJECT NAME Delco Remy Division Plant
PROJECT LOCATION Muncie, Indiana
BORING METHOD Casing Advancer
ROCK CORE DIA. NQ in.
SHELBY TUBE O.D. in.

BORING NO. B - 1 Page 2 of 3
JOB NO. D 77904 DATE 12-12,19-77
STATION
FOREMAN J. Jones
INSPECTOR S. Nagel

SOIL CLASSIFICATION (SURFACE ELEVATION -)	Stratum Depth, Ft.	Ground Water	Depth Scale, Ft.	SPT ** Sample No.	SPT ** Blows/6 In. (6 In. Increments)	SPT ** Recovery, %	Shelby Tube No.	BORING & SAMPLING NOTES
Brown very moist very dense fine to coarse SAND and GRAVEL (SP) with trace to little SILT	38.0							Boulder from 38.0 to 39.0'
Gray very moist very dense fine to coarse SAND and GRAVEL (SP) with trace to little SILT	47.0		40	8	50 65/82	75		
			45	9	45 65/76	75		
Gray moist very dense SILTY fine SAND (SM-ML) with trace medium SAND	53.0		50	10	80 57/45	50		
Brown moist hard SILTY SANDY CLAY (CL)			55	11	20 40/40	10		Set PVC observation well at 54.0'
			60	12	25 47/60	100		
- with trace Gravel at 64.0'	67.0		65	13	32 45/60	100		
Brown moist hard SILTY CLAY (CL)			70	14	18 27/26	100		

BORING METHOD
HSA – HOLLOW STEM AUGER
CFA – CONTINUOUS FLIGHT AUGER
DC – DRIVEN CASING
MD – MUD DRILLING
RC – ROCK CORING

GROUND WATER
NOTED ON RODS ____ FT.
AT COMPLETION ____ FT.
AFTER 24 HRS. 19.4 FT.

*THESE SHELBY TUBE SAMPLES OBTAINED IN BORING ____ DRILLED A FEW FEET FROM BORING ____
**STANDARD PENETRATION TEST

Atec Associates
Geotechnical and Materials Engineers
A subsidiary of American Testing and Engineering Corporation

Geotechnical Engineering
Subsurface Exploration
Engineering Geology
Materials Testing

Form 7

RECORD OF SOIL EXPLORATION

/ To:

Subsidiary and Division Offices: Indianapolis/Chicago Baltimore-Washington/Cincinnati/Louisville/York, Pa. Atlanta/Beckley, W.Va.

CLIENT Metcalf and Eddy, Inc.
PROJECT NAME Delco Remy Division Plant
PROJECT LOCATION Muncie, Indiana
BORING METHOD Casing Advancer
ROCK CORE DIA. NQ in.
SHELBY TUBE O.D. ____ in.

BORING NO. B - 1 Page 3 of 3
JOB NO. D 77904 DATE 12-12,19-77
STATION ____
FOREMAN J. Jones
INSPECTOR S. Nagel

SOIL CLASSIFICATION SURFACE ELEVATION–	Stratum Depth, Ft.	Ground Water	Depth Scale, Ft.	SPT ** Sample No.	SPT ** Blows/6 in. 3–6 in. Increments	SPT ** Recovery, %	Shelby Tube No.	BORING & SAMPLING NOTES
Brown moist hard SILTY CLAY (CL)			75	15	24 34/50			In-situ falling head permiability test taken at 74.0'
	78.4							Top of rock 78.4'
LIMESTONE			80		RC 1	100		250 psi down pressure
			85					
			90					
Bottom of Test Boring 93.4'								Drop hammer weight - 140 lbs. Hammer free fall 30" Boring B-1A blankdrilled to 53.0' for installation of 2nd PVC observation well

BORING METHOD
HSA – HOLLOW STEM AUGER
CFA – CONTINUOUS FLIGHT AUGER
DC – DRIVEN CASING
MD – MUD DRILLING
RC – ROCK CORING

GROUND WATER
▽ NOTED ON RODS ____ FT.
▼ AT COMPLETION ____ FT.
▼ AFTER 24 HRS. 19.4 FT.

*THESE SHELBY TUBE SAMPLES OBTAINED IN BORING ____ DRILLED A FEW FEET FROM BORING ____

**STANDARD PENETRATION TEST

Atec Associates
Geotechnical and Materials Engineers
A subsidiary of American Testing Engineering Corporation

Geotechnical Engineering
Subsurface Exploration
Engineering Geology
Materials Testing

Form 7

RECORD OF SOIL EXPLORATION

To:

Subsidiary and Division Offices: Indianapolis/Chicago Baltimore-Washington/Cincinnati/Louisville/York, Pa. Atlanta/Beckley, W.Va.

CLIENT Metcalf and Eddy, Inc.
BORING NO. B - 2 Page 1 of 3
PROJECT NAME Delco Remy Division Plant
JOB NO. D 77904 DATE 12-15,19-77
PROJECT LOCATION Muncie, Indiana
STATION
BORING METHOD Casing Advancer
FOREMAN J. Jones
ROCK CORE DIA. NQ in.
INSPECTOR S. Nagel
SHELBY TUBE O.D. in.

SOIL CLASSIFICATION SURFACE ELEVATION–	Stratum Depth, Ft.	Ground Water	Depth Scale, Ft.	SPT ** Sample No.	SPT ** Blows/6 in. 3–6 in. Increments	SPT ** Recovery, %	Shelby Tube No.	BORING & SAMPLING NOTES
Brown wet very loose fine to coarse SAND (SP) with little fine Gravel and trace SILT	6.0		5	1	3 1/2	10		
Brwon very moist medium stiff SILTY CLAY (CL) with some fine to coarse SAND	12.5		10	2	2 3/4	50		In-situ falling head permiability test taken at 9.0'
Brown wet medium dense fine to coase SAND (SM) with little SILT and trace CLAY	16.0		15	3	9 9/8	50		
Brown and gray very moist very dense fine to coarse SAND and GRAVEL (SP) with trace to little SILT	22.0		20	4	47 37/34	50		Boulder from 18.0 to 21.0'
Gray very moist very dense medium to coarse SAND and fine GRAVEL (SP)	31.0		25	5	120 0.4'	100		
			30	6	93 120/0.2	100		
Gray very moist very dense fine to medium SAND (SP) with trace coarse SAND and SILT			35	7	35 57/67	100		Set PVC observation well at 33.5'

BORING METHOD
HSA – HOLLOW STEM AUGER
CFA – CONTINUOUS FLIGHT AUGER
DC – DRIVEN CASING
MD – MUD DRILLING
RC – ROCK CORING

GROUND WATER
NOTED ON RODS ____ FT.
AT COMPLETION ____ FT.
AFTER 24 HRS. 19.6 FT.

*THESE SHELBY TUBE SAMPLES OBTAINED IN BORING ____ DRILLED A FEW FEET FROM BORING ____

**STANDARD PENETRATION TEST

Atec Associates
Geotechnical and Materials Engineers
A subsidiary of American Testing and Engineering Corporation

Geotechnical Engineering
Subsurface Exploration
Engineering Geology
Materials Testing

RECORD OF SOIL EXPLORATION

Form 7

To:

Subsidiary and Division Offices: Indianapolis/Chicago
Baltimore-Washington/Cincinnati/Louisville/York, Pa.
Atlanta/Beckley, W.Va.

CLIENT Metcalf and Eddy, Inc.
PROJECT NAME Delco Remy Division Plant
PROJECT LOCATION Muncie, Indiana
BORING METHOD Casing Advancer
ROCK CORE DIA. NQ in.
SHELBY TUBE O.D. in.

BORING NO. B - 2 Page 2 of 3
JOB NO. D 77904 DATE 12-15,19-77
STATION
FOREMAN J. Jones
INSPECTOR S. Nagel

SOIL CLASSIFICATION (SURFACE ELEVATION–)	Stratum Depth, Ft.	Ground Water	Depth Scale, Ft.	SPT ** Sample No.	SPT ** Blows/6 in. 3-6 in. Increments	SPT ** Recovery, %	Shelby Tube No.	BORING & SAMPLING NOTES
Gray very moist very dense fine to medium SAND (SP) with trace coarse SAND and SILT	42.5		40	8	22 37/52	100		
Gray moist dense SILT (ML) with trace fine SAND	48.5		45	9	16 23/22	100		
Wet very dense medium SAND with trace of Silt	53.0		50	10	6 26/32	100		
Damp very dense very fine SAND with trace of Silt	56.0		55	11	35 35/42	100		
Brown moist very dense SILT (ML) with trace to little fine SAND and fine to medium SAND seams	60.5		60	12	18 25/27	100		
Brown moist hard SANDY CLAYEY SILT (ML) with trace fine GRAVEL	67.0		65	13	40 77/94	100		
Brown wet very dense fine SAND (SP-SM) with little SILT			70	14	55 120/0.4	100		

BORING METHOD
HSA – HOLLOW STEM AUGER
CFA – CONTINUOUS FLIGHT AUGER
DC – DRIVEN CASING
MD – MUD DRILLING
RC – ROCK CORING

GROUND WATER
NOTED ON RODS ____ FT.
AT COMPLETION ____ FT.
AFTER 24 HRS. 19.6 FT.

*THESE SHELBY TUBE SAMPLES OBTAINED IN BORING ____ DRILLED A FEW FEET FROM BORING ____
**STANDARD PENETRATION TEST

Atec Associates
Geotechnical and Materials Engineers
A subsidiary of American Testing Engineering Corporation

Geotechnical Engineering
Subsurface Exploration
Engineering Geology
Materials Testing

Form 7

RECORD OF SOIL EXPLORATION

Subsidiary and Division Offices: Indianapolis/Chicago
Baltimore-Washington/Cincinnati/Louisville/York, Pa.
Atlanta/Beckley, W.Va.

y To:

CLIENT Metcalf and Eddy, Inc.
PROJECT NAME Delco Remy Division Plant
PROJECT LOCATION Muncie, Indiana
BORING METHOD Casing Advancer
ROCK CORE DIA. NQ in.
SHELBY TUBE O.D. ____ in.

BORING NO. B - 2 Page 3 of 3
JOB NO. D 77904 DATE 12-15, 19-77
STATION ____
FOREMAN J. Jones
INSPECTOR S. Nagel

SOIL CLASSIFICATION SURFACE ELEVATION–	Stratum Depth, Ft.	Ground Water	Depth Scale, Ft.	SPT ** Sample No.	SPT ** Blows/6 in. 3–6 in. Increments	SPT ** Recovery, %	Shelby Tube No.	BORING & SAMPLING NOTES
	71.0							
Brown moist very dense fine to medium SAND (SP) with trace SILT	75.5		75	15	82 120/0.2	100		
Gray moist hard SILTY CLAY (CL) with little fine to coarse SAND	82.5		80	16	27 65/78	100		
Gray moist hard CLAY (CH) with trace SILT	87.7		85	17	23 44/48	100		Top of rock 87.7'
LIMESTONE			90		RC 1	100		225 psi down pressure
			95					
			100		RC 2	100		
Bottom of Test Boring 102.7'								Drop hammer weight - 140 lbs. Hammer free fall 30"

BORING METHOD
HSA – HOLLOW STEM AUGER
CFA – CONTINUOUS FLIGHT AUGER
DC – DRIVEN CASING
MD – MUD DRILLING
RC – ROCK CORING

GROUND WATER
NOTED ON RODS ____ FT.
AT COMPLETION ____ FT.
AFTER ____ HRS. ____ FT.

*THESE SHELBY TUBE SAMPLES OBTAINED IN BORING ____ DRILLED A FEW FEET FROM BORING ____
**STANDARD PENETRATION TEST

Atec Associates
Geotechnical and Materials Engineers
A subsidiary of American Testing and Engineering Corporation

Geotechnical Engineering
Subsurface Exploration
Engineering Geology
Materials Testing

Form

RECORD OF SOIL EXPLORATION

From / To:

Subsidiary and Division Offices: Indianapolis/Chicago Baltimore-Washington/Cincinnati/Louisville/York, Pa. Atlanta/Beckley, W.Va.

CLIENT Metcalf and Eddy, Inc.
PROJECT NAME Delco Remy Division Plant
PROJECT LOCATION Muncie, Indiana
BORING METHOD Casing Advancer
ROCK CORE DIA. ____ in.
SHELBY TUBE O.D. ____ in.

BORING NO. B - 3 page 1 of 3
JOB NO. D 77905 DATE 12-19-77
STATION ____
FOREMAN M. Packard
INSPECTOR S. Nagel

SOIL CLASSIFICATION SURFACE ELEVATION–	Stratum Depth, Ft.	Ground Water	Depth Scale, Ft.	SPT ** Sample No.	SPT ** Blows/6 in. 3-6 in. Increments	SPT ** Recovery, %	Shelby Tube No.	BORING & SAMPLING NOTES
CONCRETE	0.7							
Gray moist medium stiff SILTY CLAY (CL) with some fine to coarse SAND	4.0			1	3 4/4	20		
Brown moist stiff SANDY SILTY CLAY (CL) with trace Coal fragments	8.0		5	2	5 6/9	75		
Gray moist hard SILTY CLAY (CL) with trace fine to coarse SAND	13.0		10	3	10 15/20	100		
Gray moist very stiff SILTY CLAY (CL) with trace fine to coarse SAND	18.5		15	4	6 7/6	100		
Gray very moist medium dense fine to coarse SAND (SP) with trace SILT	23.5		20	5	11 9/8	45		
Gray moist very dense SILTY fine to medium SAND (SM) with trace to little coarse SAND and fine to coarse GRAVEL	28.5		25	6	27 60/0.6	45		
Gray moist very dense SILTY fine to coarse SAND (SM) with trace to little GRAVEL	32.5		30	7	30 41/43	60		
Gray moist very dense fine to coarse SAND and GRAVEL (SP-SM) with little SILT			35					

BORING METHOD
HSA – HOLLOW STEM AUGER
CFA – CONTINUOUS FLIGHT AUGER
DC – DRIVEN CASING
MD – MUD DRILLING
RC – ROCK CORING

GROUND WATER
NOTED ON RODS ____ FT.
AT COMPLETION ____ FT.
AFTER ____ HRS. ____ FT.

*THESE SHELBY TUBE SAMPLES OBTAINED IN BORING ____ DRILLED A FEW FEET FROM BORING ____

**STANDARD PENETRATION TEST

Atec Associates
Geotechnical and Materials Engineers
A subsidiary of American Testing & Engineering Corporation

Geotechnical Engineering
Subsurface Exploration
Engineering Geology
Materials Testing

Form 7

RECORD OF SOIL EXPLORATION

Subsidiary and Division Offices: Indianapolis/Chicago
Baltimore-Washington/Cincinnati/Louisville/York, Pa.
Atlanta/Beckley, W.Va.

Copy To:

CLIENT Metcalf and Eddy, Inc.
PROJECT NAME Delco Remy Division Plant
PROJECT LOCATION Muncie, Indiana
BORING METHOD Casing Advancer
ROCK CORE DIA. _____ in.
SHELBY TUBE O.D. _____ in.

BORING NO. B - 3 Page 2 of 3
JOB NO. D 77904 DATE 12-19-77
STATION _____
FOREMAN M. Packard
INSPECTOR S. Nagel

SOIL CLASSIFICATION (SURFACE ELEVATION–)	Stratum Depth, Ft.	Ground Water	Depth Scale, Ft.	SPT ** Sample No.	SPT ** Blows/6 In. 3–6 In. Increments	SPT ** Recovery, %	Shelby Tube No.	BORING & SAMPLING NOTES
Gray moist very dense fine to coarse SAND and GRAVEL (SP-SM) with little SILT				8	21 30/40	80		
- very moist at 40.0'			40	9	23 33/45	50		Boulder from 43.9 to 44.1'
			45	10	35 35/47	80		
			50	11	45 40/42	60		
			55	12	40 45/37	50		
- brown at 60.0'			60	13	40 60/0.5	40		
- brown very moist dense at 65.0'			65	14	13 16/30	40		
	68.0							
Brown moist hard SANDY SILT			70					

BORING METHOD
HSA – HOLLOW STEM AUGER
CFA – CONTINUOUS FLIGHT AUGER
DC – DRIVEN CASING
MD – MUD DRILLING
RC – ROCK CORING

GROUND WATER
NOTED ON RODS _____ FT.
AT COMPLETION _____ FT.
AFTER _____ HRS. _____ FT.

*THESE SHELBY TUBE SAMPLES OBTAINED IN BORING _____ DRILLED A FEW FEET FROM BORING _____

**STANDARD PENETRATION TEST

Atec Associates
Geotechnical and Materials Engineers
A subsidiary of American Testing and Engineering Corporation

Geotechnical Engineering
Subsurface Exploration
Engineering Geology
Materials Testing

Form 7

RECORD OF SOIL EXPLORATION

Subsidiary and Division Offices: Indianapolis/Chicago Baltimore-Washington/Cincinnati/Louisville/York, Pa. Atlanta/Beckley, W.Va.

To:

CLIENT Metcalf and Eddy, Inc.
BORING NO. B - 3 Page 3 of 3
PROJECT NAME Delco Remy Division Plant
JOB NO. D 77904 DATE 12-19-77
PROJECT LOCATION Muncie, Indiana
STATION
BORING METHOD Casing Advancer
FOREMAN M. Packard
ROCK CORE DIA. in.
INSPECTOR S. Nagel
SHELBY TUBE O.D. in.

SOIL CLASSIFICATION SURFACE ELEVATION–	Stratum Depth, Ft.	Ground Water	Depth Scale, Ft.	SPT ** Sample No.	SPT ** Blows/6 in. 3–6 in. Increments	SPT ** Recovery, %	Shelby Tube No.	BORING & SAMPLING NOTES
Brown moist hard SANDY SILT				15	60/0.3	100		
			75	16	60/0.5	100		
	77.5							
Medium GRAVEL	79.5				RC 1	100		Top of Rock 79.5'
Gray LIMESTONE			80		RC 2	100		
			85		RC 3	100		
			90		RC 4	100		
Bottom of Test Boring 94.5'								Drop hammer weight - 140 lbs. Hammer free fall 30"

BORING METHOD
HSA – HOLLOW STEM AUGER
CFA – CONTINUOUS FLIGHT AUGER
DC – DRIVEN CASING
MD – MUD DRILLING
RC – ROCK CORING

GROUND WATER
▽ NOTED ON RODS ____FT.
▼ AT COMPLETION ____FT.
▼ AFTER ____HRS. ____FT.

*THESE SHELBY TUBE SAMPLES OBTAINED IN BORING ____ DRILLED A FEW FEET FROM BORING ____
**STANDARD PENETRATION TEST

Atec Associates
Geotechnical and Materials Engineers
Subsidiary of American Testing Engineering Corporation

Geotechnical Engineering
Subsurface Exploration
Engineering Geology
Materials Testing

Form 7

RECORD OF SOIL EXPLORATION

Subsidiary and Division Offices: Indianapolis/Chicago
Baltimore-Washington/Cincinnati/Louisville/York, Pa.
Atlanta/Beckley, W.Va.

y To:

LIENT Metcalf and Eddy, Inc.
PROJECT NAME Delco Remy Division Plant
ROJECT LOCATION Muncie, Indiana
ORING METHOD Casing Advancer
ROCK CORE DIA. _____ in.
HELBY TUBE O.D. _____ in.

BORING NO. B - 4
JOB NO. D 77904 DATE 12-13-77
STATION _____
FOREMAN T. Haskett
INSPECTOR _____

SOIL CLASSIFICATION SURFACE ELEVATION–	Stratum Depth, Ft.	Ground Water	Depth Scale, Ft.	SPT ** Sample No.	SPT ** Blows/6 in. 3–6 in. Increments	SPT ** Recovery, %	Shelby Tube No.	BORING & SAMPLING NOTES
ASPHALT	0.5							
Brown moist hard SILTY CLAY (CL) with some fine to SAND			5	1	8 16/21	75		
			10	2	14 22/68	75		
	13.0							
Brown very moist very dense fine to medium SAND (SP) with trace coarse SAND and trace to little SILT			15	3	5 2/3	2		S/S 3 - Drove on Cobble
			20	4	70 120/0.6'	50		
			25	5	120/0	0		
Casing Advancer refusal 25.2'								

BORING METHOD
HSA – HOLLOW STEM AUGER
CFA – CONTINUOUS FLIGHT AUGER
DC – DRIVEN CASING
MD – MUD DRILLING
RC – ROCK CORING

GROUND WATER
NOTED ON RODS _____ FT.
AT COMPLETION _____ FT.
AFTER _____ HRS. _____ FT.

*THESE SHELBY TUBE SAMPLES OBTAINED IN BORING _____ DRILLED A FEW FEET FROM BORING _____

**STANDARD PENETRATION TEST

Atec Associates
Geotechnical and Materials Engineers
A subsidiary of American Testing Engineering Corporation

Geotechnical Engineering
Subsurface Exploration
Engineering Geology
Materials Testing

Form 7

RECORD OF SOIL EXPLORATION

To:

Subsidiary and Division Offices: Indianapolis/Chicago
Baltimore-Washington/Cincinnati/Louisville/York, Pa.
Atlanta/Beckley, W.Va.

CLIENT Metcalf and Eddy, Inc.
PROJECT NAME Delco Remy Division Plant
PROJECT LOCATION Muncie, Indiana
BORING METHOD Casing Advancer
ROCK CORE DIA. ____ in.
SHELBY TUBE O.D. ____ in.

BORING NO. B - 4A Page 1 of 3
JOB NO. D 77904 DATE 12-15-77
STATION ____
FOREMAN T. Haskett
INSPECTOR ____

SOIL CLASSIFICATION SURFACE ELEVATION–	Stratum Depth, Ft.	Ground Water	Depth Scale, Ft.	SPT ** Sample No.	SPT ** Blows/6 in. 3–6 in. Increments	SPT ** Recovery, %	Shelby Tube No.	BORING & SAMPLING NOTES
Blank drilled to 28.5' For Soil Classification see boring log B-4			5 10 15 20 25					
	28.5							
Gray moist hard SANDY SILT (ML) with little to some fine to coarse SAND			30	6	14 18/23	75		
	32.0							
very moist dense fine to coarse SAND and GRAVEL (SM) with little to some SILT			35	7	35 24/19	50		

BORING METHOD
HSA – HOLLOW STEM AUGER
CFA – CONTINUOUS FLIGHT AUGER
DC – DRIVEN CASING
MD – MUD DRILLING

GROUND WATER
NOTED ON RODS ____ FT.
AT COMPLETION ____ FT.
AFTER 24 HRS. 19.2

*THESE SHELBY TUBE SAMPLES OBTAINED IN BORING ____ DRILLED A FEW FEET FROM BORING ____

Atec Associates
Geotechnical and Materials Engineers
A subsidiary of American Testing & Engineering Corporation

Geotechnical Engineering
Subsurface Exploration
Engineering Geology
Materials Testing

ATEC

RECORD OF SOIL EXPLORATION

Form 7

Subsidiary and Division Offices: Indianapolis/Chicago
Baltimore-Washington/Cincinnati/Louisville/York, Pa.
Atlanta/Beckley, W.Va.

Report To:

CLIENT Metcalf and Eddy, Inc.
PROJECT NAME Delco Remy Division Plant
PROJECT LOCATION Muncie, Indiana
BORING METHOD Casing Advancer
ROCK CORE DIA. ____ in.
HELBY TUBE O.D. ____ in.

BORING NO. B - 4A Page 2 of 3
JOB NO. D 77904 DATE 12-15-77
STATION
FOREMAN T. Haskett
INSPECTOR

SOIL CLASSIFICATION (SURFACE ELEVATION–)	Stratum Depth, Ft.	Ground Water	Depth Scale, Ft.	SPT ** Sample No.	Blows/6 in. 3–6 in. Increments	Recovery, %	Shelby Tube No.	BORING & SAMPLING NOTES
	36.0							
Gray very moist very dense fine to medium SAND (SP) with trace coarse SAND and SILT			40	8	22 27/31	75		Set PVC Observation Well at 40.0'
	42.0							
Gray very moist very dense SILTY fine SAND (SM)			45	9	12 24/26	75		
– moist and dense (SM-ML) at 48.5'			50	10	10 14/21	100		
	53.5							
Gray wet hard SILT			55	11	10 15/20	25		
	56.0							
Gray moist very dense SILTY fine to medium SAND (SM)			60	12	38 50/55	75		
	62.7							
Brown moist hard SANDY SILT (ML)			65					
	66.1							
Brown very moist very dense fine coarse SAND (SP) with trace ne GRAVEL and SILT			70	13	44 65/38	60		Soil cored from 62.9' to 66.1'

BORING METHOD
HSA – HOLLOW STEM AUGER
CFA – CONTINUOUS FLIGHT AUGER
DC – DRIVEN CASING
MD – MUD DRILLING
RC – ROCK CORING

GROUND WATER
NOTED ON RODS ____ FT.
AT COMPLETION ____ FT.
AFTER 24 HRS. 19.2 FT.

*THESE SHELBY TUBE SAMPLES OBTAINED IN BORING ____ DRILLED A FEW FEET FROM BORING ____

Atec Associates
Geotechnical and Materials Engineers
A subsidiary of American Testing and Engineering Corporation

Geotechnical Engineering
Subsurface Exploration
Engineering Geology
Materials Testing

Form 7

RECORD OF SOIL EXPLORATION

To:

Subsidiary and Division Offices: Indianapolis/Chicago Baltimore-Washington/Cincinnati/Louisville/York, Pa. Atlanta/Beckley, W.Va.

CLIENT Metcalf and Eddy, Inc.
PROJECT NAME Delco Remy Division Plant
PROJECT LOCATION Muncie, Indiana
BORING METHOD Casing Advancer
ROCK CORE DIA. ____ in.
SHELBY TUBE O.D. ____ in.

BORING NO. B - 4A Page 3 of 3
JOB NO. D 77904 DATE 12-15-77
STATION ____
FOREMAN T. Haskett
INSPECTOR ____

SOIL CLASSIFICATION (SURFACE ELEVATION –)	Stratum Depth, Ft.	Ground Water	Depth Scale, Ft.	SPT ** Sample No.	SPT ** Blows/6 in. 3–6 in. Increments	SPT ** Recovery, %	Shelby Tube No.	BORING & SAMPLING NOTES
	71.0							
Reddish brown moist hard SILTY CLAY (CL) with little fine to coarse SAND				14	35	75		
			75		45/10²			
				15	42	75		
	80.1		80		120.0.4			Top of rock 79.9'
LIMESTONE					RC 1	100		
			85					
			90		RC 2	100		
			95					
Bottom of Test Boring 95.1								

BORING METHOD
HSA – HOLLOW STEM AUGER
CFA – CONTINUOUS FLIGHT AUGER
DC – DRIVEN CASING
MD – MUD DRILLING
RC – ROCK CORING

GROUND WATER
NOTED ON RODS ____ FT.
AT COMPLETION ____ FT.
AFTER 24 HRS. 19.2 FT.

*THESE SHELBY TUBE SAMPLES OBTAINED IN BORING ____ DRILLED A FEW FEET FROM BORING ____

**STANDARD PENETRATION TEST

Atec Associates
Geotechnical and Materials Engineers
A subsidiary of American Testing Engineering Corporation

Geotechnical Engineering
Subsurface Exploration
Engineering Geology
Materials Testing

Form 7

RECORD OF SOIL EXPLORATION

Subsidiary and Division Offices: Indianapolis/Chicago
Baltimore-Washington/Cincinnati/Louisville/York, Pa.
Atlanta/Beckley, W.Va.

To:

CLIENT Metcalf and Eddy, Inc.
PROJECT NAME Delco Remy Division Plant
PROJECT LOCATION Muncie, Indiana
BORING METHOD Casing Advancer
ROCK CORE DIA. _____ in.
SHELBY TUBE O.D. _____ in.

BORING NO. B - 5 Page 1 of 3
JOB NO. D 77904 DATE 11-29-77 / 12-1-77
STATION _____
FOREMAN J. Jones
INSPECTOR S. Nagel

SOIL CLASSIFICATION SURFACE ELEVATION–	Stratum Depth, Ft.	Ground Water	Depth Scale, Ft.	SPT ** Sample No.	SPT ** Blows/6 in. 3–6 in. Increments	SPT ** Recovery, %	Shelby Tube No.	BORING & SAMPLING NOTES
TOPSOIL	0.2							
Brown and black moist medium stiff SILTY CLAY (CL) with little to some fine to coarse SAND	3.0			1	3 4/3	75		
Brown moist very stiff SILTY CLAY (CL) with trace to little fine to coarse SAND - soft at 8.5'			5	2	6 10/12	100		
			10	3	3 2/3	75		
	13.0							
Brown very moist medium dense medium to coarse SAND (SP) with trace CLAY	15.7		15	4	3 7/6	50		
Brown very moist dense medium to coarse SAND (SP) with trace CLAY and SILT			20	5	7 17/18	50		
			25	6	7 34/26	75		
	27.5							
Gray very moist dense fine to medium SAND (SP-SM) with little SILT and trace coarse SAND and fine GRAVEL	32.5		30	7	7 12/16	50		Attempted in-situ falling head permiability test at 30.0' - Couldn't set casing in Sand and Gravel
ay moist dense SILTY fine SAND M-ML)			35	8	7 13/19	50		

BORING METHOD
HSA – HOLLOW STEM AUGER
CFA – CONTINUOUS FLIGHT AUGER
DC – DRIVEN CASING
MD – MUD DRILLING
RC – ROCK CORING

GROUND WATER
▽ NOTED ON RODS _____ FT.
▼ AT COMPLETION _____ FT.
▼ AFTER 4 days 18.5 FT.

*THESE SHELBY TUBE SAMPLES OBTAINED IN BORING _____ DRILLED A FEW FEET FROM BORING _____
**STANDARD PENETRATION TEST

Atec Associates
Geotechnical and Materials Engineers
A subsidiary of American Testing Engineering Corporation

Geotechnical Engineering
Subsurface Exploration
Engineering Geology
Materials Testing

Form 7

RECORD OF SOIL EXPLORATION

Subsidiary and Division Offices: Indianapolis/Chicago
Baltimore-Washington/Cincinnati/Louisville/York, Pa.
Atlanta/Beckley, W.Va.

Reply To:

CLIENT Metcalf and Eddy, Inc.
PROJECT NAME Delco Remy Division Plant
PROJECT LOCATION Muncie, Indiana
BORING METHOD Casing Advancer
ROCK CORE DIA. ____ in.
SHELBY TUBE O.D. ____ in.

BORING NO. B - 5 Page 2 of 3
JOB NO. D 77904 DATE 11-29-77 / 12-1-77
STATION
FOREMAN J. Jones
INSPECTOR S. Nagel

SOIL CLASSIFICATION (SURFACE ELEVATION–)	Stratum Depth, Ft.	Ground Water	Depth Scale, Ft.	SPT ** Sample No.	SPT ** Blows/6 in. 3–6 In. Increments	SPT ** Recovery, %	Shelby Tube No.	BORING & SAMPLING NOTES
Gray moist dense SILTY fine SAND (SM-ML)	39.0			9	13 21/23	75		
Gray moist dense SILT (ML) with trace to little fine SAND	42.5		40					
Gray and black thinly layered moist coarse fine SAND (SC)	46.5		45	10	12 14/34	100		
Gray wet very dense fine to coarse SAND (SP-SM) with little SILT and fine GRAVEL	51.0		50	11	50 45/26	75		2'3" buildup in augers - washed out before sampling Set PVC observation well at 53.3'
Gray moist hard SANDY CLAYEY SILT (ML)	57.5		55	12	77 112/132	50		1'0" buildup in augers - washed out before sampling
Gray very moist very dense coarse SAND and GRAVEL (GP) with trace fine to medium SAND	62.6		60	13	120/0.4	100		Boulders from 58.9 to 59.3'
LIMESTONE			65		RC 1			Top of Rock 62.6' 200 psi down pressure 1200 r.p.m.
			70					

BORING METHOD
HSA – HOLLOW STEM AUGER
CFA – CONTINUOUS FLIGHT AUGER
DC – DRIVEN CASING
MD – MUD DRILLING
RC – ROCK CORING

GROUND WATER
NOTED ON RODS ____ FT.
AT COMPLETION ____ FT.
AFTER 4 days 18.5 FT.

*THESE SHELBY TUBE SAMPLES OBTAINED IN BORING ____ DRILLED A FEW FEET FROM BORING ____

**STANDARD PENETRATION TEST

Atec Associates
Geotechnical and Materials Engineers
A subsidiary of American Testing Engineering Corporation

Geotechnical Engineering
Subsurface Exploration
Engineering Geology
Materials Testing

Form 7

RECORD OF SOIL EXPLORATION

y To:

Subsidiary and Division Offices: Indianapolis/Chicago
Baltimore-Washington/Cincinnati/Louisville/York, Pa.
Atlanta/Beckley, W.Va.

CLIENT Metcalf and Eddy, Inc.
BORING NO. B - 5 Page 3 of 3
PROJECT NAME Delco Remy Division Plant
JOB NO. D 77904 DATE 11-29-77
PROJECT LOCATION Muncie, Indiana
STATION 12-1-77
BORING METHOD Casing Advancer
FOREMAN J. Jones
ROCK CORE DIA. in.
INSPECTOR S. Nagel
SHELBY TUBE O.D. in.

SOIL CLASSIFICATION SURFACE ELEVATION–	Stratum Depth, Ft.	Ground Water	Depth Scale, Ft.	SPT ** Sample No.	SPT ** Blows/6 In. 3-6 In. Increments	SPT ** Recovery, %	Shelby Tube No.	BORING & SAMPLING NOTES
LIMESTONE			75		RC 2			200 psi down pressure 1200 r.p.m.
Bottom of Test Boring 77.6'								Drop hammer weight 140 lbs. Hammer free fall 30"

BORING METHOD
HSA – HOLLOW STEM AUGER
CFA – CONTINUOUS FLIGHT AUGER
DC – DRIVEN CASING
MD – MUD DRILLING
RC – ROCK CORING

GROUND WATER
▽ NOTED ON RODS ____ FT.
▼ AT COMPLETION ____ FT.
▼ AFTER 4 days 18.5 FT.

*THESE SHELBY TUBE SAMPLES OBTAINED IN BORING ____ DRILLED A FEW FEET FROM BORING ____

**STANDARD PENETRATION TEST

Atec Associates
Geotechnical and Materials Engineers
a subsidiary of American Testing Engineering Corporation

Geotechnical Engineering
Subsurface Exploration
Engineering Geology
Materials Testing

Form 7

RECORD OF SOIL EXPLORATION

Subsidiary and Division Offices: Indianapolis/Chicago
Baltimore-Washington/Cincinnati/Louisville/York, Pa.
Atlanta/Beckley, W.Va.

Copy To:

CLIENT Metcalf and Eddy, Inc.
PROJECT NAME Delco Remy Division Plant
PROJECT LOCATION Muncie, Indiana
BORING METHOD Casing Advancer
ROCK CORE DIA. ____ in.
SHELBY TUBE O.D. ____ in.

BORING NO. B - 6 Page 1 of 2
JOB NO. D 77904 DATE 11-29-77
STATION
FOREMAN T. Haskett
INSPECTOR S. Nagel

SOIL CLASSIFICATION SURFACE ELEVATION–	Stratum Depth, Ft.	Ground Water	Depth Scale, Ft.	SPT ** Sample No.	SPT ** Blows/6 in. 3–6 in. Increments	SPT ** Recovery, %	Shelby Tube No.	BORING & SAMPLING NOTES
Dark brown moist medium stiff SILTY CLAY (TOPSOIL)	1.0							
Brown moist medium stiff SILT			5	1	2 3/5	50		
			10	2	2 3/4	75		
with trace of Gravel at 13.5'			15	3	14 16/20	100		
			20	4	6 10/14	100		
	22.0							
Gray moist medium dense SANDY SILT with small SAND seams			25	5	7 9/14	100		
	27.0							
Gray moist medium dense SANDY SILT			30	6	13 19/26	100		
	32.0							
Gray very moist very dense very to fine SILTY SAND			35	7	17 30/25			

BORING METHOD
HSA – HOLLOW STEM AUGER
CFA – CONTINUOUS FLIGHT AUGER
DC – DRIVEN CASING
MD – MUD DRILLING
RC – ROCK CORING

GROUND WATER
NOTED ON RODS ____ FT.
AT COMPLETION ____ FT.
AFTER 24 HRS. 17.8 FT.

*THESE SHELBY TUBE SAMPLES OBTAINED IN BORING ____ DRILLED A FEW FEET FROM BORING ____

**STANDARD PENETRATION TEST

Atec Associates
Geotechnical and Materials Engineers
A subsidiary of American Testing Engineering Corporation

Geotechnical Engineering
Subsurface Exploration
Engineering Geology
Materials Testing

Form 7

RECORD OF SOIL EXPLORATION

/ To:

Subsidiary and Division Offices: Indianapolis/Chicago
Baltimore-Washington/Cincinnati/Louisville/York, Pa.
Atlanta/Beckley, W.Va.

CLIENT Metcalf and Eddy, Inc.
PROJECT NAME Delco Remy Division Plant
PROJECT LOCATION Muncie, Indiana
BORING METHOD Casing Advancer
ROCK CORE DIA. ____ in.
SHELBY TUBE O.D. ____ in.

BORING NO. B - 6 Page 2 of 2
JOB NO. D 77904 DATE 11-29-77
STATION
FOREMAN T. Haskett
INSPECTOR S. Nagel

SOIL CLASSIFICATION (SURFACE ELEVATION –)	Stratum Depth, Ft.	Ground Water	Depth Scale, Ft.	SPT ** Sample No.	SPT ** Blows/6 in. 3–6 in. Increments	SPT ** Recovery, %	Shelby Tube No.	BORING & SAMPLING NOTES
Gray very moist very dense very fine to fine SILTY SAND			40	8	18 30/32			
				9	10 14/22			
	42.0							
Gray wet very dense CLAYEY SILT	44.5			10	12 21/30			
Gray wet very dense SILTY SAND	46.5		45					
Gray dense wet SAND and GRAVEL with Cobbles and Boulders				11	40 120/.2			
			50					
Auger refusal at 51.0'								

BORING METHOD
HSA – HOLLOW STEM AUGER
CFA – CONTINUOUS FLIGHT AUGER
DC – DRIVEN CASING
MD – MUD DRILLING
RC – ROCK CORING

GROUND WATER
▽ NOTED ON RODS ____ FT.
▼ AT COMPLETION ____ FT.
▼ AFTER 24 HRS. 17.8 FT.

*THESE SHELBY TUBE SAMPLES OBTAINED IN BORING ____ DRILLED A FEW FEET FROM BORING ____
**STANDARD PENETRATION TEST

Atec Associates
Geotechnical and Materials Engineers
A subsidiary of American Testing and Engineering Corporation

Geotechnical Engineering
Subsurface Exploration
Engineering Geology
Materials Testing

ATEC

Form

RECORD OF SOIL EXPLORATION

Subsidiary and Division Offices: Indianapolis/Chicago
Baltimore-Washington/Cincinnati/Louisville/York, Pa.
Atlanta/Beckley, W.Va.

To:

CLIENT Metcalf and Eddy, Inc.
PROJECT NAME Delco Remy Division Plant
PROJECT LOCATION Muncie, Indiana
BORING METHOD Casing Advancer
ROCK CORE DIA. ____ in.
SHELBY TUBE O.D. ____ in.

BORING NO. B - 6A Page 1 of
JOB NO. D 77904 DATE 12-1, 4-77
STATION
FOREMAN T. Haskett
INSPECTOR S. Nagel

SOIL CLASSIFICATION SURFACE ELEVATION –	Stratum Depth, Ft.	Ground Water	Depth Scale, Ft.	SPT ** Sample No.	SPT ** Blows/6 in. 3-6 in. Increments	SPT ** Recovery, %	Shelby Tube No.	BORING & SAMPLING NOTES
Blank drilled to 51.0' For soil classification see Boring logs B - 6			5 10 15 20 25 30 35					

BORING METHOD
HSA – HOLLOW STEM AUGER
CFA – CONTINUOUS FLIGHT AUGER
DC – DRIVEN CASING
MD – MUD DRILLING
RC – ROCK CORING

GROUND WATER
▽ NOTED ON RODS ____ FT.
▽ AT COMPLETION ____ FT.
▼ AFTER ____ HRS. ____ FT.

*THESE SHELBY TUBE SAMPLES OBTAINED IN BORING ____ DRILLED A FEW FEET FROM BORING ____

**STANDARD PENETRATION TEST

Atec Associates
Geotechnical and Materials Engineers
A subsidiary of American Testing and Engineering Corporation

Geotechnical Engineering
Subsurface Exploration
Engineering Geology
Materials Testing

ATEC

RECORD OF SOIL EXPLORATION

Form 7

Subsidiary and Division Offices: Indianapolis/Chicago
Baltimore-Washington/Cincinnati/Louisville/York, Pa.
Atlanta/Beckley, W.Va.

Bly To:

CLIENT Metcalf and Eddy, Inc.
PROJECT NAME Delco Remy Division Plant
PROJECT LOCATION Muncie, Indiana
BORING METHOD Casing Advancer
ROCK CORE DIA. ____ in.
SHELBY TUBE O.D. ____ in.

BORING NO. B - 6A Page 2 of 3
JOB NO. D 77904 DATE 12-1,4-77
STATION
FOREMAN T. Haskett
INSPECTOR S. Nagel

SOIL CLASSIFICATION SURFACE ELEVATION–	Stratum Depth, Ft.	Ground Water	Depth Scale, Ft.	SPT ** Sample No.	SPT ** Blows/6 In. 3–6 In. Increments	SPT ** Recovery, %	Shelby Tube No.	BORING & SAMPLING NOTES
Blank drilled to 51.0' For soil classification see Boring log B-6			40 45 50					
Gray very moist very dense SILTY fine to medium SAND (SM)	51.0		55	12	8 14/47	100		
Brown moist very dense fine to coarse SAND (SC) with some CLAY	57.0							
Brown moist hard SANDY SILT (ML) with trace to little coarse SAND and fine Gravel	59.5		60	13	32 27/36	80		
GRAY LIMESTONE	62.6		65	RC 1		100		
			70	RC 2		100		

BORING METHOD
HSA – HOLLOW STEM AUGER
CFA – CONTINUOUS FLIGHT AUGER
DC – DRIVEN CASING
MD – MUD DRILLING
RC – ROCK CORING

GROUND WATER
NOTED ON RODS ____ FT.
AT COMPLETION ____ FT.
AFTER ____ HRS. ____ FT.

*THESE SHELBY TUBE SAMPLES OBTAINED IN BORING ____ DRILLED A FEW FEET FROM BORING ____
**STANDARD PENETRATION TEST

Atec Associates
Geotechnical and Materials Engineers
A subsidiary of American Testing Engineering Corporation

Geotechnical Engineering
Subsurface Exploration
Engineering Geology
Materials Testing

Form 7

RECORD OF SOIL EXPLORATION

, To:

Subsidiary and Division Offices: Indianapolis/Chicago
Baltimore-Washington/Cincinnati/Louisville/York, Pa.
Atlanta/Beckley, W.Va.

CLIENT Metcalf and Eddy, Inc.
PROJECT NAME Delco Remy Division Plant
PROJECT LOCATION Muncie, Indiana
BORING METHOD Casing Advancer
ROCK CORE DIA. ____ in.
SHELBY TUBE O.D. ____ in.

BORING NO. B - 6A Page 3 of 3
JOB NO. D 77904 DATE 12-1,4-77
STATION
FOREMAN T. Haskett
INSPECTOR S. Nagel

SOIL CLASSIFICATION SURFACE ELEVATION–	Stratum Depth, Ft.	Ground Water	Depth Scale, Ft.	SPT ** Sample No.	SPT ** Blows/6 in. 3–6 in. Increments	SPT ** Recovery, %	Shelby Tube No.	BORING & SAMPLING NOTES
Gray LIMESTONE								
			75					
Bottom of Test Boring 75.0'								

BORING METHOD
HSA – HOLLOW STEM AUGER
CFA – CONTINUOUS FLIGHT AUGER
DC – DRIVEN CASING
MD – MUD DRILLING
RC – ROCK CORING

GROUND WATER
▽ NOTED ON RODS ____ FT.
▼ AT COMPLETION ____ FT.
▼ AFTER ____ HRS. ____ FT.

*THESE SHELBY TUBE SAMPLES OBTAINED IN BORING ____ DRILLED A FEW FEET FROM BORING ____

**STANDARD PENETRATION TEST

Atec Associates
Geotechnical and Materials Engineers
A subsidiary of American Testing and Engineering Corporation

Geotechnical Engineering
Subsurface Exploration
Engineering Geology
Materials Testing

Form 7

RECORD OF SOIL EXPLORATION

Subsidiary and Division Offices: Indianapolis/Chicago
Baltimore-Washington/Cincinnati/Louisville/York, Pa.
Atlanta/Beckley, W.Va.

Reply To:

CLIENT Metcalf and Eddy, Inc.
PROJECT NAME Delco Remy Division Plant
PROJECT LOCATION Muncie, Indiana
BORING METHOD DC
ROCK CORE DIA. ____ in.
SHELBY TUBE O.D. ____ in.

BORING NO. 7 Page 1 of 4
JOB NO. D 78816 DATE 4-4-78
STATION
FOREMAN M. Piper
INSPECTOR S. Nagel

SOIL CLASSIFICATION SURFACE ELEVATION–	Stratum Depth, Ft.	Ground Water	Depth Scale, Ft.	SPT ** Sample No.	SPT ** Blows/6 in. 3–6 in. Increments	SPT ** Recovery, %	Shelby Tube No.	BORING & SAMPLING NOTES
ASPHALT	0.4							
CONCRETE	0.6							
Dark brown SILT with little CLAY trace Sand and Gravel	2.0			1	3/3	50		Sample 1 - 1.0 to 2.0'
				2	2/3 3/5	100		
Brown loose medium dense SILT with some CLAY, little Sand and Gravel			5	3	4/6 6/9	100		
				4	4/8 9/16	100		
				5	5/9 13/18	100		
	15.0		10					
Brown very stiff CLAYEY SILT and medium Sand to fine Gravel			15	6	8/9 11/10	100		Water lost at 18.0' Water returns at 20.0'
	25.0		20					
Gray fine dense SAND and GRAVEL with trace Silt			25	7	20/21 21/19	60		
			30					
			35					

BORING METHOD
HSA – HOLLOW STEM AUGER
CFA – CONTINUOUS FLIGHT AUGER
DC – DRIVEN CASING
MD – MUD DRILLING
RC – ROCK CORING

GROUND WATER
▽ NOTED ON RODS ____ FT.
▼ AT COMPLETION ____ FT.
▼ AFTER ____ HRS. ____ FT.

*THESE SHELBY TUBE SAMPLES OBTAINED IN BORING ____ DRILLED A FEW FEET FROM BORING ____
**STANDARD PENETRATION TEST

Atec Associates
Geotechnical and Materials Engineers
A Subsidiary of American Testing Engineering Corporation

Geotechnical Engineering
Subsurface Exploration
Engineering Geology
Materials Testing

Form 7

RECORD OF SOIL EXPLORATION

Subsidiary and Division Offices: Indianapolis/Chicago
Baltimore-Washington/Cincinnati/Louisville/York, Pa.
Atlanta/Beckley, W.Va.

Ply To:

CLIENT Metcalf and Eddy, Inc.
PROJECT NAME Delco Remy Division Plant
PROJECT LOCATION Muncie, Indiana
BORING METHOD DC
ROCK CORE DIA. ____ in.
SHELBY TUBE O.D. ____ in.

BORING NO. 7 Page 2 of 4
JOB NO. D 78816 DATE 4-4-78
STATION ____
FOREMAN M. Piper
INSPECTOR S. Nagel

SOIL CLASSIFICATION SURFACE ELEVATION–	Stratum Depth, Ft.	Ground Water	Depth Scale, Ft.	SPT ** Sample No.	SPT ** Blows/6 in. 3–6 in. Increments	SPT ** Recovery, %	Shelby Tube No.	BORING & SAMPLING NOTES
Gray very dense coarse SAND to medium GRAVEL, with little Silt			40	8	10/45 34/13	60		Smple 8, 35.0 to 37.0'
			45	9	24/34 54/64	75		
	55.0		50					
Gray very dense fine to medium SAND, with trace Silt			55	10	12/43 54/68	75		
	65.0		60					
Greenish gray very dense medium SAND to medium GRAVEL			65	11	24/49 58/41	100		
			70					

BORING METHOD
HSA – HOLLOW STEM AUGER
CFA – CONTINUOUS FLIGHT AUGER
DC – DRIVEN CASING
MD – MUD DRILLING
RC – ROCK CORING

GROUND WATER
▽ NOTED ON RODS ____ FT.
▼ AT COMPLETION ____ FT.
▼ AFTER ____ HRS. ____ FT.

*THESE SHELBY TUBE SAMPLES OBTAINED IN BORING ____ DRILLED A FEW FEET FROM BORING ____

**STANDARD PENETRATION TEST

Atec Associates
Geotechnical and Materials Engineers
A subsidiary of American Testing
and Engineering Corporation

Geotechnical Engineering
Subsurface Exploration
Engineering Geology
Materials Testing

Form 7

RECORD OF SOIL EXPLORATION

Subsidiary and Division Offices: Indianapolis/Chicago
Baltimore-Washington/Cincinnati/Louisville/York, Pa.
Atlanta/Beckley, W.Va.

ly To:

CLIENT Metcalf and Eddy, Inc. BORING NO. 7 Page 3 of 4

PROJECT NAME Delco Remy Division Plant JOB NO. D 78816 DATE 4-5-78

PROJECT LOCATION Muncie, Indiana STATION

BORING METHOD DC FOREMAN M. Piper

ROCK CORE DIA. ____ in. INSPECTOR S. Nagel

SHELBY TUBE O.D. ____ in.

SOIL CLASSIFICATION SURFACE ELEVATION–	Stratum Depth, Ft.	Ground Water	Depth Scale, Ft.	SPT ** Sample No.	SPT ** Blows/6 in. 3–6 in. Increments	SPT ** Recovery, %	Shelby Tube No.	BORING & SAMPLING NOTES
Greenish gray very dense medium SAND to medium GRAVEL	75.0		75					
Brown hard fine SILT with trace fine to medium Sand	82.5			12	48 50/0.4	40		
MESTONE	84.0		80					Down pressure for all corings 275 psi
Light gray to gray crystalline fossiliferous solutioned Dolomitic LIMESTONE slight to moderately weathered			85		RC 1	98		Run 1 from 84.0 to 87.0' Water recovery 100% Rotation speed 1100RPM Coring time - 2.5 min. 34"/36" ≅ 98% rec.
			90		RC 2	94		Run 2 from 87.0 to 97.0' Water recovery 100% Rotation speed 1100 RPM Coring time - 9.0 min. 112.6"/120" ≅ 94% rec.
			95					
			100		RC 3	100		Run 3 from 97.0 to 107.0' Water recovery 100% Rotation speed 1100 RPM Coring time - 12 min. 120"/120" ≅ 100% rec.
			105					

BORING METHOD
HSA – HOLLOW STEM AUGER
CFA – CONTINUOUS FLIGHT AUGER
DC – DRIVEN CASING
MD – MUD DRILLING
RC – ROCK CORING

GROUND WATER
▽ NOTED ON RODS ____ FT.
▽ AT COMPLETION ____ FT.
▼ AFTER ____ HRS. ____ FT.

*THESE SHELBY TUBE SAMPLES OBTAINED IN BORING ____ DRILLED A FEW FEET FROM BORING ____

**STANDARD PENETRATION TEST

Atec Associates
Geotechnical and Materials Engineers
A subsidiary of American Testing
and Engineering Corporation

Geotechnical Engineering
Subsurface Exploration
Engineering Geology
Materials Testing

Form 7

RECORD OF SOIL EXPLORATION

Subsidiary and Division Offices: Indianapolis/Chicago
Baltimore-Washington/Cincinnati/Louisville/York, Pa.
Atlanta/Beckley, W.Va.

Copy To:

CLIENT Metcalf and Eddy, Inc. BORING NO. 7 Page 4 of 4

PROJECT NAME Delco Remy Division Plant JOB NO. D 78816 DATE 4-5-78

PROJECT LOCATION Muncie, Indiana STATION

BORING METHOD DC FOREMAN M. Piper

ROCK CORE DIA. in. INSPECTOR S. Nagel

SHELBY TUBE O.D. in.

SOIL CLASSIFICATION SURFACE ELEVATION–	Stratum Depth, Ft.	Ground Water	Depth Scale, Ft.	SPT ** Sample No.	SPT ** Blows/6 in. 3–6 in. increments	SPT ** Recovery, %	Shelby Tube No.	BORING & SAMPLING NOTES
Light gray to gray crystalline fossiliferous solutioned Dolomitic LIMESTONE slighlty - moderately weathered			110		RC 4	100		Run 4 from 107.0 to 117.0' Water recovery 100% Rotation speed 1100 RPM Coring time - 12 min. 120"/120" ≅ 100% rec.
			115					
			120		RC 5	100		Run 5 from 117.0 to 127.0' Water recovery 100% Rotation speed 1100 RPM 120"/120" ≅ 100 rec.
	122.0							
Gray crystalline fossiliferous Dolomitic LIMESTONE - very slightly weathered			125					
			130		RC 6	98		Run 6 from 127.0 to 132.0' Water recovery 100% Rotation speed 1100 RPM 59"/60" ≅ 98% rec.
Bottom of Test Boring 132.0'								Set well point 131.0'

BORING METHOD
HSA – HOLLOW STEM AUGER
CFA – CONTINUOUS FLIGHT AUGER
DC – DRIVEN CASING
MD – MUD DRILLING
RC – ROCK CORING

GROUND WATER
▽ NOTED ON RODS ____FT.
▽ AT COMPLETION ____FT.
▼ AFTER ____HRS. ____FT.

*THESE SHELBY TUBE SAMPLES OBTAINED IN BORING ____ DRILLED A FEW FEET FROM BORING ____

**STANDARD PENETRATION TEST

Atec Associates
Geotechnical and Materials Engineers
A subsidiary of American Testing and Engineering Corporation

Geotechnical Engineering
Subsurface Exploration
Engineering Geology
Materials Testing

Form 7

RECORD OF SOIL EXPLORATION

Subsidiary and Division Offices: Indianapolis/Chicago
Baltimore-Washington/Cincinnati/Louisville/York, Pa.
Atlanta/Beckley, W.Va.

ply To:

ENT Metcalf and Eddy, Inc. BORING NO. 7A Page 1 of 2

ROJECT NAME Delco Remy Division Plant JOB NO. D 78816 DATE 4-6-78

PROJECT LOCATION Muncie, Indiana STATION

ORING METHOD DC FOREMAN M. Piper

.OCK CORE DIA. ____ in. INSPECTOR S. Nagel

SHELBY TUBE O.D. ____ in.

SOIL CLASSIFICATION SURFACE ELEVATION–	Stratum Depth, Ft.	Ground Water	Depth Scale, Ft.	SPT ** Sample No.	SPT ** Blows/6 in. 3–6 in. Increments	SPT ** Recovery, %	Shelby Tube No.	BORING & SAMPLING NOTES
ASPHALT CONCRETE	0.1 0.6							Well offset approximately 15' north of boring 7 No samples taken
SAND and GRAVEL			5 10 15 20 25 30 35					

BORING METHOD
HSA – HOLLOW STEM AUGER
CFA – CONTINUOUS FLIGHT AUGER
DC – DRIVEN CASING
MD – MUD DRILLING
RC – ROCK CORING

GROUND WATER
▽ NOTED ON RODS ____FT.
▼ AT COMPLETION ____FT.
▼ AFTER ____HRS. ____FT.

*THESE SHELBY TUBE SAMPLES OBTAINED IN BORING ____ DRILLED A FEW FEET FROM BORING ____

**STANDARD PENETRATION TEST

Atec Associates
Geotechnical and Materials Engineers
A subsidiary of American Testing and Engineering Corporation

Geotechnical Engineering
Subsurface Exploration
Engineering Geology
Materials Testing

Form 7

RECORD OF SOIL EXPLORATION

Subsidiary and Division Offices: Indianapolis/Chicago
Baltimore-Washington/Cincinnati/Louisville/York, Pa.
Atlanta/Beckley, W.Va.

ly To:

CLIENT Metcalf and Eddy, Inc. BORING NO. 7A Page 2 of 2

PROJECT NAME Delco Remy Division Plant JOB NO. D 78816 DATE 4-6-78

PROJECT LOCATION Muncie, Indiana STATION

BORING METHOD DC FOREMAN M. Piper

ROCK CORE DIA. ____ in. INSPECTOR S. Nagel

SHELBY TUBE O.D. ____ in.

SOIL CLASSIFICATION SURFACE ELEVATION–	Stratum Depth, Ft.	Ground Water	Depth Scale, Ft.	SPT ** Sample No.	SPT ** Blows/6 in. 3—6 in. Increments	SPT ** Recovery, %	Shelby Tube No.	BORING & SAMPLING NOTES
SAND and GRAVEL			40					
			45					Set well point 45.0'
Bottom of Test Boring 45.0'								

BORING METHOD
HSA – HOLLOW STEM AUGER
CFA – CONTINUOUS FLIGHT AUGER
DC – DRIVEN CASING
MD – MUD DRILLING
RC – ROCK CORING

GROUND WATER
▽ NOTED ON RODS ____ FT.
▽ AT COMPLETION ____ FT.
▼ AFTER ____ HRS. ____ FT.

*THESE SHELBY TUBE SAMPLES OBTAINED IN BORING ____ DRILLED A FEW FEET FROM BORING ____

**STANDARD PENETRATION TEST

Associates
Geotechnical and Materials Engineers
A subsidiary of American Testing and Engineering Corporation

Geotechnical Engineering
Subsurface Exploration
Engineering Geology
Materials Testing

ATEC

RECORD OF SOIL EXPLORATION

Subsidiary and Division Offices: Indianapolis/Chicago
Baltimore-Washington/Cincinnati/Louisville/York, Pa.
Atlanta/Beckley, W.Va.

/ To:

CLIENT: Metcalf and Eddy, Inc.
PROJECT NAME: Delco Remy Division Plant
PROJECT LOCATION: Muncie, Indiana
BORING METHOD: DC
ROCK CORE DIA.: NQ in.
SHELBY TUBE O.D.: in.

BORING NO. 8 Page 1 of 4
JOB NO. D 78816 DATE 4-7-78
STATION
FOREMAN G. Jones
INSPECTOR S. Nagel

SOIL CLASSIFICATION (SURFACE ELEVATION–)	Stratum Depth, Ft.	Ground Water	Depth Scale, Ft.	SPT ** Sample No.	Blows/6 in. 3–6 in. Increments	Recovery, %	Shelby Tube No.	BORING & SAMPLING NOTES
Brown moist stiff SANDY SILT				1	12/7 8/9	12		
				2	6/10 12/14	57		
			5	3	10/8 12/13	75		
				4	11/18 27/32	40		
	9.5			5	11/15 10/96	75		
Brown to gray wet dense to very dense SAND and small GRAVEL, some SILT boulders at 11.0'			10					
			15	6	15/18 20/20	10		
			20					
			25	7	100 0.2			
			30					
	35.0		35					

BORING METHOD
HSA – HOLLOW STEM AUGER
CFA – CONTINUOUS FLIGHT AUGER
DC – DRIVEN CASING
MD – MUD DRILLING
RC – ROCK CORING

GROUND WATER
NOTED ON RODS ____FT.
AT COMPLETION ____FT.
AFTER ____HRS. ____FT.

*THESE SHELBY TUBE SAMPLES OBTAINED IN BORING ____ DRILLED A FEW FEET FROM BORING ____
**STANDARD PENETRATION TEST

Atec Associates
Geotechnical and Materials Engineers
A subsidiary of American Testing Engineering Corporation

Geotechnical Engineering
Subsurface Exploration
Engineering Geology
Materials Testing

Form 7

RECORD OF SOIL EXPLORATION

Subsidiary and Division Offices: Indianapolis/Chicago
Baltimore-Washington/Cincinnati/Louisville/York, Pa.
Atlanta/Beckley, W.Va.

ly To:

.NT Metcalf and Eddy, Inc. BORING NO. B-8 Page 2 of 4

PROJECT NAME Delco Remy Division Plant JOB NO. D 78816 DATE 4-7-78

PROJECT LOCATION Muncie, Indiana STATION

BORING METHOD DC FOREMAN G. Jones

ROCK CORE DIA. NQ in. INSPECTOR S. Nagel

SHELBY TUBE O.D. in.

SOIL CLASSIFICATION SURFACE ELEVATION–	Stratum Depth, Ft.	Ground Water	Depth Scale, Ft.	SPT ** Sample No.	SPT ** Blows/6 in. 3–6 in. Increments	SPT ** Recovery, %	Shelby Tube No.	BORING & SAMPLING NOTES
Brown to gray wet dense to very dense SAND and small GRAVEL			40	8	31/37 78/76	100		
	44.0			9	11/24 28/26	100		
Gray hard SANDY SILT (TILL)			45					
	52.0		50					
Gray very dense SILTY SAND with large Gravel			55	10	33/35 35/32	100		
	62.0		60					
SANDY SILT								
	65.5		65	11	32/65 26/26	100		
Gray very dense SILTY SAND with large Gravel			70					

BORING METHOD
HSA – HOLLOW STEM AUGER
CFA – CONTINUOUS FLIGHT AUGER
DC – DRIVEN CASING
MD – MUD DRILLING
RC – ROCK CORING

GROUND WATER
▽ NOTED ON RODS ____ FT.
▽ AT COMPLETION ____ FT.
▼ AFTER ____ HRS. ____ FT.

*THESE SHELBY TUBE SAMPLES OBTAINED IN BORING ____ DRILLED A FEW FEET FROM BORING ____

**STANDARD PENETRATION TEST

Atec Associates
Geotechnical and Materials Engineers
A subsidiary of American Testing and Engineering Corporation

Geotechnical Engineering
Subsurface Exploration
Engineering Geology
Materials Testing

Form 7

RECORD OF SOIL EXPLORATION

Subsidiary and Division Offices: Indianapolis/Chicago
Baltimore-Washington/Cincinnati/Louisville/York, Pa.
Atlanta/Beckley, W.Va.

Ply To:

CLIENT Metcalf and Eddy, Inc. BORING NO. 8 Page 3 of 4

PROJECT NAME Delco Remy Division Plant JOB NO. D 78816 DATE 4-7-78

PROJECT LOCATION Muncie, Indiana STATION

BORING METHOD DC FOREMAN G. Jones

ROCK CORE DIA. NQ in. INSPECTOR S. Nagel

SHELBY TUBE O.D. in.

SOIL CLASSIFICATION SURFACE ELEVATION–	Stratum Depth, Ft.	Ground Water	Depth Scale, Ft.	SPT ** Sample No.	SPT ** Blows/6 in. 3–6 in. Increments	SPT ** Recovery, %	Shelby Tube No.	BORING & SAMPLING NOTES
Gray very dense SILTY SAND with large Gravel	74.0							
SILTY CLAY with little Sand and Gravel - brown	84.8		75	12	24/40 31/32	100		
			80					
			85		RC 1	100		Top of rock 84.8' Run 1 from 85.2 to 86.4'
Light gray to gray crystalline fossiliferous solutioned Dolomitic LIMESTONE slightly to moderately weathered			90		RC 2	100		Run 2 from 86.4 to 96.4'
			95					
			100		RC 3	93		Run 3 from 96.4 to 106.4'
			105					

*BORING METHOD
HSA – HOLLOW STEM AUGER
CFA – CONTINUOUS FLIGHT AUGER
DC – DRIVEN CASING
MD – MUD DRILLING
RC – ROCK CORING

GROUND WATER
▽ NOTED ON RODS ____FT.
▼ AT COMPLETION ____FT.
▼ AFTER ____HRS. ____FT.

*THESE SHELBY TUBE SAMPLES OBTAINED IN BORING ____ DRILLED A FEW FEET FROM BORING ____

**STANDARD PENETRATION TEST

Atec Associates
Geotechnical and Materials Engineers
A subsidiary of American Testing and Engineering Corporation

Geotechnical Engineering
Subsurface Exploration
Engineering Geology
Materials Testing

RECORD OF SOIL EXPLORATION

Form 7

Subsidiary and Division Offices: Indianapolis/Chicago
Baltimore-Washington/Cincinnati/Louisville/York, Pa.
Atlanta/Beckley, W.Va.

'y To:

T Metcalf and Eddy, Inc.
PROJECT NAME Delco Remy Divison Plant
PROJECT LOCATION Muncie, Indiana
ORING METHOD DC
ROCK CORE DIA. NQ in.
SHELBY TUBE O.D. in.

BORING NO. 8 Page 4 of 4
JOB NO. D 78816 DATE 4-8-78
STATION
FOREMAN G. Jones
INSPECTOR S. Nagel

SOIL CLASSIFICATION (SURFACE ELEVATION–)	Stratum Depth, Ft.	Ground Water	Depth Scale, Ft.	SPT ** Sample No.	SPT ** Blows/6 in. 3–6 in. Increments	SPT ** Recovery, %	Shelby Tube No.	BORING & SAMPLING NOTES
Light gray to gray crystalline fossiliferous solutioned Dolomitic LIMESTONE slightly to moderately weathered			110		RC 4	94		Run 4 from 106.4 to 116.4'
			115					
			120		RC 5	100		Run 5 from 116.4 to 126.4'
			125					
					RC 6	97		Run 6 from 126.4 to 130.1'
			130					Set well point 130.1'
Bottom of Test Boring 130.1'								

BORING METHOD
HSA – HOLLOW STEM AUGER
CFA – CONTINUOUS FLIGHT AUGER
DC – DRIVEN CASING
MD – MUD DRILLING
RC – ROCK CORING

GROUND WATER
▽ NOTED ON RODS ____FT.
▼ AT COMPLETION ____FT.
▼ AFTER ____HRS. ____FT.

*THESE SHELBY TUBE SAMPLES OBTAINED IN BORING ____ DRILLED A FEW FEET FROM BORING ____
**STANDARD PENETRATION TEST

Atec Associates
Geotechnical and Materials Engineers
A subsidiary of American Testing Engineering Corporation

Geotechnical Engineering
Subsurface Exploration
Engineering Geology
Materials Testing

Form 7

RECORD OF SOIL EXPLORATION

Reply To:

Subsidiary and Division Offices: Indianapolis/Chicago
Baltimore-Washington/Cincinnati/Louisville/York, Pa.
Atlanta/Beckley, W.Va.

CLIENT Metcalf and Eddy, Inc.
PROJECT NAME Delco Remy Division Plant
PROJECT LOCATION Muncie, Indiana
BORING METHOD DC
ROCK CORE DIA. ____ in.
SHELBY TUBE O.D. ____ in.

BORING NO. 8A Page 1 of 2
JOB NO. D 78816 DATE 4-8-78
STATION
FOREMAN G. Jones
INSPECTOR S. Nagel

SOIL CLASSIFICATION SURFACE ELEVATION–	Stratum Depth, Ft.	Ground Water	Depth Scale, Ft.	SPT ** Sample No.	SPT ** Blows/6 in. 3–6 in. Increments	SPT ** Recovery, %	Shelby Tube No.	BORING & SAMPLING NOTES
Blank drilled			5 10 15 20 25 30 35					No samples taken

BORING METHOD
HSA – HOLLOW STEM AUGER
CFA – CONTINUOUS FLIGHT AUGER
DC – DRIVEN CASING
MD – MUD DRILLING
RC – ROCK CORING

GROUND WATER
▽ NOTED ON RODS ____ FT.
▼ AT COMPLETION ____ FT.
▼ AFTER ____ HRS. ____ FT.

*THESE SHELBY TUBE SAMPLES OBTAINED IN BORING ____ DRILLED A FEW FEET FROM BORING ____

**STANDARD PENETRATION TEST

Atec Associates
Geotechnical and Materials Engineers
A subsidiary of American Testing and Engineering Corporation

Geotechnical Engineering
Subsurface Exploration
Engineering Geology
Materials Testing

Form 7

RECORD OF SOIL EXPLORATION

Subsidiary and Division Offices: Indianapolis/Chicago
Baltimore-Washington/Cincinnati/Louisville/York, Pa.
Atlanta/Beckley, W.Va.

Reply To:

CLIENT Metcalf and Eddy, Inc.
PROJECT NAME Delco Remy Division Plant
PROJECT LOCATION Muncie, Indiana
BORING METHOD DC
ROCK CORE DIA. ____ in.
SHELBY TUBE O.D. ____ in.

BORING NO. 8A Page 2 of 2
JOB NO. D 78816 DATE 4-8-78
STATION
FOREMAN G. Jones
INSPECTOR S. Nagel

SOIL CLASSIFICATION SURFACE ELEVATION–	Stratum Depth, Ft.	Ground Water	Depth Scale, Ft.	SPT ** Sample No.	SPT ** Blows/6 in. 3–6 in. Increments	SPT ** Recovery, %	Shelby Tube No.	BORING & SAMPLING NOTES
Blank drilled			40 45 50 55					No samples taken Set well point 55.0'
Bottom of Test Boring 55.0'								

BORING METHOD
HSA – HOLLOW STEM AUGER
CFA – CONTINUOUS FLIGHT AUGER
DC – DRIVEN CASING
MD – MUD DRILLING
RC – ROCK CORING

GROUND WATER
NOTED ON RODS ____ FT.
AT COMPLETION ____ FT.
AFTER ____ HRS. ____ FT.

*THESE SHELBY TUBE SAMPLES OBTAINED IN BORING ____ DRILLED A FEW FEET FROM BORING ____

**STANDARD PENETRATION TEST

Atec Associates
Geotechnical and Materials Engineers
A subsidiary of American Testing and Engineering Corporation

Geotechnical Engineering
Subsurface Exploration
Engineering Geology
Materials Testing

Grand elevation ± 945

Form

RECORD OF SOIL EXPLORATION

Reply To:

Subsidiary and Division Offices: Indianapolis/Chicago Baltimore-Washington/Cincinnati/Louisville/York, Pa. Atlanta/Beckley, W.Va.

CLIENT Metcalf and Eddy, Inc.
PROJECT NAME Delco Remy Division Plant
PROJECT LOCATION Muncie, Indiana
BORING METHOD DC
ROCK CORE DIA. ____ in.
SHELBY TUBE O.D. ____ in.

BORING NO. 9 Page 1 of 4
JOB NO. D 78816 DATE 4-6-78
STATION
FOREMAN M. Piper
INSPECTOR S. Nagel

SOIL CLASSIFICATION SURFACE ELEVATION–	Stratum Depth, Ft.	Ground Water	Depth Scale, Ft.	SPT ** Sample No.	SPT ** Blows/6 in. 3–6 in. Increments	SPT ** Recovery, %	Shelby Tube No.	BORING & SAMPLING NOTES
ASPHALT	0.3							
Brown medium stiff hard SANDY SILT			1	1	4/3 3/4	100		
			ML	2	4/8	100		
			5	3	4/6 7/8	100		ML
				4	4/6 8/11	100		
				5	7/12 19/27	100		
	12.0		10					
Brown medium dense medium SAND to medium GRAVEL, trace Silt			15	6	9/10 10/11	16 SG		
			20					
			25	7	32/44 53/55	100 SG		
	30.0		30					
Gray medium SAND			35					

BORING METHOD
HSA – HOLLOW STEM AUGER
CFA – CONTINUOUS FLIGHT AUGER
DC – DRIVEN CASING
MD – MUD DRILLING
RC – ROCK CORING

GROUND WATER
NOTED ON RODS ____ FT.
AT COMPLETION ____ FT.
AFTER ____ HRS. ____ FT.

*THESE SHELBY TUBE SAMPLES OBTAINED IN BORING ____ DRILLED A FEW FEET FROM BORING ____

**STANDARD PENETRATION TEST

Atec Associates
Geotechnical and Materials Engineers
A subsidiary of American Testing and Engineering Corporation

Geotechnical Engineering
Subsurface Exploration
Engineering Geology
Materials Testing

ATEC

RECORD OF SOIL EXPLORATION

Form

Reply To:

Subsidiary and Division Offices: Indianapolis/Chicago
Baltimore-Washington/Cincinnati/Louisville/York, Pa.
Atlanta/Beckley, W.Va.

CLIENT Metcalf and Eddy, Inc.
PROJECT NAME Delco Remy Division Plant
PROJECT LOCATION Muncie, Indiana
BORING METHOD DC
ROCK CORE DIA. ____ in.
SHELBY TUBE O.D. ____ in.

BORING NO. 9 Page 2 of 4
JOB NO. D 78816 DATE 4-7-78
STATION
FOREMAN M. Piper
INSPECTOR S. Nagel

SOIL CLASSIFICATION SURFACE ELEVATION–	Stratum Depth, Ft.	Ground Water	Depth Scale, Ft.	SPT ** Sample No.	Blows/6 in. 3–6 in. Increments	Recovery, %	Shelby Tube No.	BORING & SAMPLING NOTES
Gray very dense fine SAND			40	8	16/32 45/50	100	SW	Sample 8 - 35.0 to 37.0'
	42.0							
Gray dense SILT with trace Clay, with little coarse Sand to fine Gravel			45	9	9/23 11/17	75	ML	
	50.0		50					
Gray very dense fine to medium SAND with little Silt			55	10	22/41 48/65	100	SW	
			60					
			65	11	21/43 46/75	100	ML	
	66.5							
Gray dense to very dense SILT with some Gravel (TILL)			70					

-BORING METHOD
HSA – HOLLOW STEM AUGER
CFA – CONTINUOUS FLIGHT AUGER
DC – DRIVEN CASING
MD – MUD DRILLING
RC – ROCK CORING

GROUND WATER
▽ NOTED ON RODS ____ FT.
▼ AT COMPLETION ____ FT.
▼ AFTER ____ HRS. ____ FT.

*THESE SHELBY TUBE SAMPLES OBTAINED IN BORING ____ DRILLED A FEW FEET FROM BORING ____
**STANDARD PENETRATION TEST

Atec Associates
Geotechnical and Materials Engineers
A subsidiary of American Testing Engineering Corporation

Geotechnical Engineering
Subsurface Exploration
Engineering Geology
Materials Testing

ATEC

RECORD OF SOIL EXPLORATION

Form

Subsidiary and Division Offices: Indianapolis/Chicago
Baltimore-Washington/Cincinnati/Louisville/York, Pa.
Atlanta/Beckley, W.Va.

Apply To:

CLIENT: Metcalf and Eddy, Inc.
PROJECT NAME: Delco Remy Division Plant
PROJECT LOCATION: Muncie, Indiana
BORING METHOD: DC
ROCK CORE DIA. ____ in.
SHELBY TUBE O.D. ____ in.

BORING NO. 9 Page 3 of 4
JOB NO. D 78816 DATE 4-7-78
STATION
FOREMAN M. Piper
INSPECTOR S. Nagel

SOIL CLASSIFICATION (SURFACE ELEVATION—)	Stratum Depth, Ft.	Ground Water	Depth Scale, Ft.	SPT ** Sample No.	SPT ** Blows/6 in. 3—6 in. Increments	SPT ** Recovery, %	Shelby Tube No.	BORING & SAMPLING NOTES
Brown very dense fine SAND with some Silt (TILL)			75	12	27/42 100/.5	50	mL	
	83.0		80					Top of rock 83.0'
Light gray to gray crystalline fossiliferous solutioned Dolomitic LIMESTONE slightly to moderately weathered			85					LS stop here
			90	RC 1		100		Run 1 from 83.6 to 94.0' Rotation speed 1100 RPM Down pressure 275 psi Coring time - 10 min. 125"/120" ≅ 96% rec.
			95	RC 2		100		Run 2 from 94.0 to 104.2' Rotation speed 1100 RPM Down pressure 275 psi Coring time - 10 min. 122"/122" = 100% rec.
			100					
			105					

BORING METHOD
HSA – HOLLOW STEM AUGER
CFA – CONTINUOUS FLIGHT AUGER
DC – DRIVEN CASING
MD – MUD DRILLING
RC – ROCK CORING

GROUND WATER
NOTED ON RODS ____ FT.
AT COMPLETION ____ FT.
AFTER ____ HRS. ____ FT.

*THESE SHELBY TUBE SAMPLES OBTAINED IN BORING ____ DRILLED A FEW FEET FROM BORING ____
**STANDARD PENETRATION TEST

Atec Associates
Geotechnical and Materials Engineers
A subsidiary of American Testing and Engineering Corporation

Geotechnical Engineering
Subsurface Exploration
Engineering Geology
Materials Testing

RECORD OF SOIL EXPLORATION

Form

Reply To:

Subsidiary and Division Offices: Indianapolis/Chicago
Baltimore-Washington/Cincinnati/Louisville/York, Pa.
Atlanta/Beckley, W.Va.

CLIENT Metcalf and Eddy, Inc.
PROJECT NAME Delco Remy Division Plant
PROJECT LOCATION Muncie, Indiana
BORING METHOD DC
ROCK CORE DIA. ____ in.
SHELBY TUBE O.D. ____ in.

BORING NO. 9 Page 4 of 4
JOB NO. D 78816 DATE 4-7-78
STATION
FOREMAN M. Piper
INSPECTOR S. Nagel

SOIL CLASSIFICATION SURFACE ELEVATION–	Stratum Depth, Ft.	Ground Water	Depth Scale, Ft.	SPT ** Sample No.	SPT ** Blows/6 in. 3–6 in. Increments	SPT ** Recovery, %	Shelby Tube No.	BORING & SAMPLING NOTES
Light gray to gray crystalline fossiliferous solutioned Dolomitic LIMESTONE slightly to moderately weathered			110		RC 3	100		Run 3 from 104.2 to 114.3' Rotation speed 1100 RPM Down pressure 275 psi Coring time - 10 min. 121"/120" ≅ 100% rec.
			115		RC 4	100		Run 4 from 114.3 to 124.4' Rotation speed 1100 RPM Down pressure 275 psi Coring time - 10 min. 121"/121" ≅ 100% REC.
			120					
			125		RC 5	100		Run 5 from 124.4 to 134.6' Rotation speed 1100RPM Down pressure 275 psi Coring time - 10 min. 123"/121" = 98% rec.
			130					
Bottom of test boring 134.6'			135					Well point set 134.6'

BORING METHOD
HSA – HOLLOW STEM AUGER
CFA – CONTINUOUS FLIGHT AUGER
DC – DRIVEN CASING
MD – MUD DRILLING
RC – ROCK CORING

GROUND WATER
▽ NOTED ON RODS ____ FT.
▼ AT COMPLETION ____ FT.
▼ AFTER ____ HRS. ____ FT.

*THESE SHELBY TUBE SAMPLES OBTAINED IN BORING ____ DRILLED A FEW FEET FROM BORING ____

**STANDARD PENETRATION TEST

Associates
Geotechnical and Materials Engineers
A subsidiary of American Testing
and Engineering Corporation

Geotechnical Engineering
Subsurface Exploration
Engineering Geology
Materials Testing

Form 7

RECORD OF SOIL EXPLORATION

Subsidiary and Division Offices: Indianapolis/Chicago
Baltimore-Washington/Cincinnati/Louisville/York, Pa.
Atlanta/Beckley, W.Va.

To:

CLIENT Metcalf and Eddy, Inc.
PROJECT NAME Delco Remy Division Plant
PROJECT LOCATION Muncie, Indiana
BORING METHOD DC
ROCK CORE DIA. ____ in.
SHELBY TUBE O.D. ____ in.

BORING NO. 9A Page 1 of 2
JOB NO. D 78816 DATE 4-10-78
STATION
FOREMAN M. Piper
INSPECTOR S. Nagel

SOIL CLASSIFICATION	Stratum Depth, Ft.	Ground Water	Depth Scale, Ft.	SPT ** Sample No.	SPT ** Blows/6 in. 3—6 in. Increments	SPT ** Recovery, %	Shelby Tube No.	BORING & SAMPLING NOTES
SURFACE ELEVATION—								
ASPHALT	0.3							
SAND and GRAVEL			5, 10, 15, 20, 25, 30, 35					Boring offset 5.0' South of Boring 9 No samples taken

BORING METHOD
SA – HOLLOW STEM AUGER
FA – CONTINUOUS FLIGHT AUGER
C – DRIVEN CASING
D – MUD DRILLING
C – ROCK CORING

GROUND WATER
NOTED ON RODS ____ FT.
AT COMPLETION ____ FT.
AFTER ____ HRS. ____ FT.

*THESE SHELBY TUBE SAMPLES OBTAINED IN BORING ____ DRILLED A FEW FEET FROM BORING ____

**STANDARD PENETRATION TEST

Atec Associates
Geotechnical and Materials Engineers
A subsidiary of American Testing Engineering Corporation

Geotechnical Engineering
Subsurface Exploration
Engineering Geology
Materials Testing

Form

RECORD OF SOIL EXPLORATION

Subsidiary and Division Offices: Indianapolis/Chicago
Baltimore-Washington/Cincinnati/Louisville/York, Pa.
Atlanta/Beckley, W.Va.

ENT Metcalf and Eddy, Inc.
PROJECT NAME Delco Remy Division Plant
PROJECT LOCATION Muncie, Indiana
BORING METHOD DC
ROCK CORE DIA. ____ in.
SHELBY TUBE O.D. ____ in.

BORING NO. 9A Page 2 of 2
JOB NO. D 78816 DATE 4-10-78
STATION
FOREMAN M. Piper
INSPECTOR S. Nagel

SOIL CLASSIFICATION SURFACE ELEVATION–	Stratum Depth, Ft.	Ground Water	Depth Scale, Ft.	SPT ** Sample No.	SPT ** Blows/6 in. 3–6 in. Increments	SPT ** Recovery, %	Shelby Tube No.	BORING & SAMPLING NOTES
SAND and GRAVEL			40 45					
Bottom of Test Boring 50.0'			50					Set well point 50.0'

BORING METHOD
HSA – HOLLOW STEM AUGER
CFA – CONTINUOUS FLIGHT AUGER
DC – DRIVEN CASING
MD – MUD DRILLING
RC – ROCK CORING

GROUND WATER
NOTED ON RODS ____ FT.
AT COMPLETION ____ FT.
AFTER ____ HRS. ____ FT.

*THESE SHELBY TUBE SAMPLES OBTAINED IN BORING ____ DRILLED A FEW FEET FROM BORING ____

**STANDARD PENETRATION TEST

ATEC Associates
Geotechnical and Materials Engineers
A subsidiary of American Testing and Engineering Corporation

Geotechnical Engineering
Subsurface Exploration
Engineering Geology
Materials Testing

RECORD OF SOIL EXPLORATION

Form

Subsidiary and Division Offices: Indianapolis/Chicago
Baltimore-Washington/Cincinnati/Louisville/York, Pa.
Atlanta/Beckley, W.Va.

IY To:

NT Metcalf and Eddy, Inc.

PROJECT NAME Delco Remy Division Plant

PROJECT LOCATION Muncie, Indiana

BORING METHOD DC

ROCK CORE DIA. _____ in.

SHELBY TUBE O.D. _____ in.

BORING NO. 10 Page 1 of 3

JOB NO. D 78816 DATE 4-10-78

STATION _____

FOREMAN G. Jones

INSPECTOR S. Nagel

SOIL CLASSIFICATION	Stratum Depth, Ft.	Depth Scale, Ft.	SPT ** Sample No.	SPT ** Blows/6 in. 3-6 in. Increments	SPT ** Recovery, %	Shelby Tube No.	BORING & SAMPLING NOTES
SURFACE ELEVATION–							
TOPSOIL	0.3						
Brown moist stiff CLAY	2.0		1	5/5 6/6	25		
Brown and gray moist medium stiff CLAYEY SILT	4.0		2	4/4 5/7	50		
Brown and gray wet medium dense to very dense SAND with Gravel and Silt		5	3	8/9 12/24	50		
			4	14/19 27/36	100		
			5	24/34 23/25	75		
		10					
		15	6	20/50 47/61	75		
	17.0						
Gray hard TILL		20					
		25	7	16/23 29/31	100		
		30					
		35					

BORING METHOD
HSA – HOLLOW STEM AUGER
CFA – CONTINUOUS FLIGHT AUGER
DC – DRIVEN CASING
MD – MUD DRILLING
RC – ROCK CORING

GROUND WATER
NOTED ON RODS _____ FT.
AT COMPLETION _____ FT.
AFTER _____ HRS. _____ FT.

*THESE SHELBY TUBE SAMPLES OBTAINED IN BORING _____ DRILLED A FEW FEET FROM BORING _____

**STANDARD PENETRATION TEST

ATEC Associates
Geotechnical and Materials Engineers
A subsidiary of American Testing Engineering Corporation

Geotechnical Engineering
Subsurface Exploration
Engineering Geology
Materials Testing

Form

RECORD OF SOIL EXPLORATION

Subsidiary and Division Offices: Indianapolis/Chicago
Baltimore-Washington/Cincinnati/Louisville/York, Pa.
Atlanta/Beckley, W.Va.

y To:

NT Metcalf and Eddy, Inc.
PROJECT NAME Delco Remy Division Plant
PROJECT LOCATION Muncie, Indiana
ORING METHOD DC
ROCK CORE DIA. _____ in.
SHELBY TUBE O.D. _____ in.

BORING NO. 10 Page 1 of 3
JOB NO. D 78816 DATE 4-10-78
STATION _____
FOREMAN G. Jones
INSPECTOR S. Nagel

SOIL CLASSIFICATION SURFACE ELEVATION–	Stratum Depth, Ft.	Ground Water	Depth Scale, Ft.	SPT ** Sample No.	SPT ** Blows/6 in. 3–6 in. Increments	SPT ** Recovery, %	Shelby Tube No.	BORING & SAMPLING NOTES
Gray hard TILL				8	30/58 56/59	60		
	37.0		40					
Very dense SAND and GRAVEL								
			45	9	13/21 40/38			
	47.0							
wn TILL	48.0							
Light gray crystalline hard fossiliferous solutioned moderately weathered LIMESTONE			50		RC 1	71		Run 1 from 50.2 to 57.4'
			55					
	58.0							
Gray fissle moderately hard Dolomitic SHALE			60		RC 2	100		Run 2 from 57.4 to 67.4'
			65					
			70		RC 3	100		

BORING METHOD
HSA – HOLLOW STEM AUGER
CFA – CONTINUOUS FLIGHT AUGER
DC – DRIVEN CASING
MD – MUD DRILLING
RC – ROCK CORING

GROUND WATER
NOTED ON RODS _____ FT.
AT COMPLETION _____ FT.
AFTER _____ HRS. _____ FT.

*THESE SHELBY TUBE SAMPLES OBTAINED IN BORING _____ DRILLED A FEW FEET FROM BORING _____

**STANDARD PENETRATION TEST

ATEC Associates
Geotechnical and Materials Engineers
A subsidiary of American Testing Engineering Corporation

Geotechnical Engineering
Subsurface Exploration
Engineering Geology
Materials Testing

Form

RECORD OF SOIL EXPLORATION

Subsidiary and Division Offices: Indianapolis/Chicago
Baltimore-Washington/Cincinnati/Louisville/York, Pa.
Atlanta/Beckley, W.Va.

y To:

NT Metcalf and Eddy, Inc. BORING NO. 10 Page 3 of 3

PROJECT NAME Delco Remy Division Plant JOB NO. D 78816 DATE 4-10-78

PROJECT LOCATION Muncie, Indiana STATION

ORING METHOD DC FOREMAN G. Jones

ROCK CORE DIA. ____ in. INSPECTOR S. Nagel

SHELBY TUBE O.D. ____ in.

SOIL CLASSIFICATION SURFACE ELEVATION–	Stratum Depth, Ft.	Ground Water	Depth Scale, Ft.	SPT ** Sample No.	SPT ** Blows/6 in. 3–6 in. Increments	SPT ** Recovery, %	Shelby Tube No.	BORING & SAMPLING NOTES
	71.0							
Light gray crystalline hard slightly solutioned very slightly weathered Dolomitic SHALE			75		RC 3	100		Run 3 from 67.4 to 77.4'
Bottom of Test Boring 77.4'								Set well point77.4'

BORING METHOD
HSA – HOLLOW STEM AUGER
CFA – CONTINUOUS FLIGHT AUGER
DC – DRIVEN CASING
MD – MUD DRILLING
RC – ROCK CORING

GROUND WATER
▽ NOTED ON RODS ____ FT.
▼ AT COMPLETION ____ FT.
▼ AFTER ____ HRS. ____ FT.

*THESE SHELBY TUBE SAMPLES OBTAINED IN BORING ____ DRILLED A FEW FEET FROM BORING ____

**STANDARD PENETRATION TEST

ATEC Associates
Geotechnical and Materials Engineers
A subsidiary of American Testing Engineering Corporation

Geotechnical Engineering
Subsurface Exploration
Engineering Geology
Materials Testing

RECORD OF SOIL EXPLORATION

Subsidiary and Division Offices: Indianapolis/Chicago
Baltimore-Washington/Cincinnati/Louisville/York, Pa.
Atlanta/Beckley, W.Va.

Y To:

T Metcalf and Eddy, Inc.

BORING NO. 10A Page 1 of 2

PROJECT NAME Delco Remy Division Plant

JOB NO. D 78816 DATE 4-11-78

PROJECT LOCATION Muncie, Indiana

STATION

ORING METHOD DC

FOREMAN G. Jones

ROCK CORE DIA. in.

INSPECTOR S. Nagel

SHELBY TUBE O.D. in.

SOIL CLASSIFICATION SURFACE ELEVATION–	Stratum Depth, Ft.	Ground Water	Depth Scale, Ft.	SPT ** Sample No.	SPT ** Blows/6 In. 3–6 In. Increments	SPT ** Recovery, %	Shelby Tube No.	BORING & SAMPLING NOTES
Blank drilled			5 10 15 20 25 30 35					

BORING METHOD
HSA – HOLLOW STEM AUGER
CFA – CONTINUOUS FLIGHT AUGER
DC – DRIVEN CASING
MD – MUD DRILLING
RC – ROCK CORING

GROUND WATER
NOTED ON RODS ____FT.
AT COMPLETION ____FT.
AFTER ____HRS. ____FT.

*THESE SHELBY TUBE SAMPLES OBTAINED IN BORING ____ DRILLED A FEW FEET FROM BORING ____

**STANDARD PENETRATION TEST

Associates
...technical and Materials Engineers
...subsidiary of American Testing
...nd Engineering Corporation

Geotechnical Engineering
Subsurface Exploration
Engineering Geology
Materials Testing

ATEC

RECORD OF SOIL EXPLORATION

Subsidiary and Division Offices: Indianapolis/Chicago
Baltimore-Washington/Cincinnati/Louisville/York, Pa.
Atlanta/Beckley, W.Va.

...R To:

...CL Metcalf and Eddy, Inc.

...ROJECT NAME Delco Remy Division Plant

...PROJECT LOCATION Muncie, Indiana

...BORING METHOD DC

...ROCK CORE DIA. _____ in.

...SHELBY TUBE O.D. _____ in.

BORING NO. 10A Page 2 of 2

JOB NO. D 78816 DATE 4-11-78

STATION _____

FOREMAN G. Jones

INSPECTOR S. Nagel

SOIL CLASSIFICATION SURFACE ELEVATION–	Stratum Depth, Ft.	Ground Water	Depth Scale, Ft.	SPT ** Sample No.	SPT ** Blows/6 in. 3–6 In. Increments	SPT ** Recovery, %	Shelby Tube No.	BORING & SAMPLING NOTES
Blank drilled			40					Set well point 43.0'
Bottom of Test Boring 43.0'								

BORING METHOD
HSA – HOLLOW STEM AUGER
CFA – CONTINUOUS FLIGHT AUGER
DC – DRIVEN CASING
MD – MUD DRILLING
RC – ROCK CORING

GROUND WATER
▽ NOTED ON RODS _____ FT.
▼ AT COMPLETION _____ FT.
▼ AFTER _____ HRS. _____ FT.

*THESE SHELBY TUBE SAMPLES OBTAINED IN BORING _____ DRILLED A FEW FEET FROM BORING _____

**STANDARD PENETRATION TEST

Atec Associates
Geotechnical and Materials Engineers
A subsidiary of American Testing and Engineering Corporation

Geotechnical Engineering
Subsurface Exploration
Engineering Geology
Materials Testing

ATEC

RECORD OF SOIL EXPLORATION

Form

Subsidiary and Division Offices: Indianapolis/Chicago
Baltimore-Washington/Cincinnati/Louisville/York, Pa.
Atlanta/Beckley, W.Va.

Bply To:

CLIENT Metcalf and Eddy, Inc.
PROJECT NAME Delco Remy Division Plant
PROJECT LOCATION Muncie, Indiana
BORING METHOD DC
ROCK CORE DIA. ____ in.
SHELBY TUBE O.D. ____ in.

BORING NO. 10B Page 1 of 2
JOB NO. D 78816 DATE 4-10-78
STATION
FOREMAN M. Piper
INSPECTOR S. Nagel

SOIL CLASSIFICATION SURFACE ELEVATION–	Stratum Depth, Ft.	Ground Water	Depth Scale, Ft.	SPT ** Sample No.	SPT ** Blows/6 in. 3–6 in. Increments	SPT ** Recovery, %	Shelby Tube No.	BORING & SAMPLING NOTES
TOPSOIL	0.5							
SAND and GRAVEL			5 10 15 20 25 30 35					No samples taken

BORING METHOD
HSA – HOLLOW STEM AUGER
CFA – CONTINUOUS FLIGHT AUGER
DC – DRIVEN CASING
MD – MUD DRILLING
RC – ROCK CORING

GROUND WATER
▽ NOTED ON RODS ____ FT.
▽ AT COMPLETION ____ FT.
▼ AFTER ____ HRS. ____ FT.

*THESE SHELBY TUBE SAMPLES OBTAINED IN BORING ____ DRILLED A FEW FEET FROM BORING ____

ATEC Associates
Geotechnical and Materials Engineers
A subsidiary of American Testing and Engineering Corporation

Geotechnical Engineering
Subsurface Exploration
Engineering Geology
Materials Testing

RECORD OF SOIL EXPLORATION

Form

ply To:

Subsidiary and Division Offices: Indianapolis/Chicago
Baltimore-Washington/Cincinnati/Louisville/York, Pa.
Atlanta/Beckley, W.Va.

ENT Metcalf and Eddy, Inc.
'ROJECT NAME Delco Remy Division Plant
PROJECT LOCATION Muncie, Indiana
BORING METHOD DC
.OCK CORE DIA. ____ in.
SHELBY TUBE O.D. ____ in.

BORING NO. 10B Page 2 of 2
JOB NO. D 78816 DATE 4-10-78
STATION
FOREMAN M. Piper
INSPECTOR S. Nagel

SOIL CLASSIFICATION SURFACE ELEVATION–	Stratum Depth, Ft.	Ground Water	Depth Scale, Ft.	SPT ** Sample No.	SPT ** Blows/6 in. 3–6 in. Increments	SPT ** Recovery, %	Shelby Tube No.	BORING & SAMPLING NOTES
SAND and GRAVEL								
			40					Set well point 40.0'
Bottom of Test Boring 40.0'								

.BORING METHOD
HSA – HOLLOW STEM AUGER
CFA – CONTINUOUS FLIGHT AUGER
DC – DRIVEN CASING
MD – MUD DRILLING
RC – ROCK CORING

GROUND WATER
NOTED ON RODS ____FT.
AT COMPLETION ____FT.
AFTER ____HRS. ____FT.

*THESE SHELBY TUBE SAMPLES OBTAINED IN BORING ____ DRILLED A FEW FEET FROM BORING ____

STRATIGRAPHIC AND INSTRUMENTATION LOG (OVERBURDEN)

PROJECT NAME: GM-Manual Transmission of Muncie
PROJECT NUMBER: 017330-16
CLIENT: General Motors Corporation
LOCATION: Muncie, Indiana
DRILLING CONTRACTOR: Boart Longyear

HOLE DESIGNATION: BH-1
DATE COMPLETED: November 3, 2004
DRILLING METHOD: Geoprobe
FIELD PERSONNEL: T. Pranger

DEPTH ft BGS	STRATIGRAPHIC DESCRIPTION & REMARKS	DEPTH ft BGS
	CONCRETE	
3.0	CL CLAY, trace gravel/sand, soft, low plasticity, brown, moist, iron stains, slight petroleum odor - saturated zone from 4.0 to 4.5ft BGS	
	- saturated zone from 10.0 to 10.5ft BGS	
	- saturated zone from 12.0 to 16.0ft BGS	
16.0	END OF BOREHOLE @ 16.0ft BGS	

TEMPORARY WELL

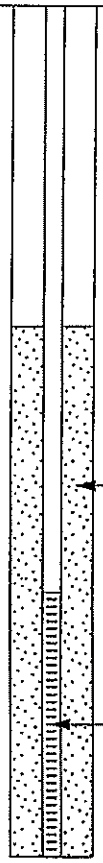

WELL DETAILS
Screened Interval:
11.0 to 16.0ft BGS
Length: 5ft
Diameter: 1in
Slot Size: 0.010
Material: Schedule 40 PVC
Sand Pack:
6.0 to 16.0ft BGS
Material: #5 Sand

SAMPLE NUMBER	INTERVAL	REC (ft)	'N' VALUE	PID (ppm)
1	P/S			0
2	P/S			0
3	P/S			2.2
4	P/S			53.5
5	P/S			43.2
6	P/S			41.3
6	P/S			41.3
7	P/S			38.9
8	P/S			31.3

NOTES: MEASURING POINT ELEVATIONS MAY CHANGE; REFER TO CURRENT ELEVATION TABLE
WATER FOUND ▽ 11/3/04
CHEMICAL ANALYSIS (5)

OVERBURDEN LOG 017330-16.GPJ CRA_CORP.GDT 12/7/04

STRATIGRAPHIC AND INSTRUMENTATION LOG (OVERBURDEN)

PROJECT NAME: GM-Manual Transmission of Muncie
PROJECT NUMBER: 017330-16
CLIENT: General Motors Corporation
LOCATION: Muncie, Indiana
DRILLING CONTRACTOR: Boart Longyear

HOLE DESIGNATION: BH-2
DATE COMPLETED: November 3, 2004
DRILLING METHOD: Geoprobe
FIELD PERSONNEL: T. Pranger

DEPTH ft BGS	STRATIGRAPHIC DESCRIPTION & REMARKS	DEPTH ft BGS
0	CONCRETE	
	GP GRAVEL, loose, large grained, poorly graded, gray, moist, slight petroleum odor	1.5
	CL CLAY, trace silt and gravel, soft, medium plasticity, brown/gray, moist, iron stains, slight petroleum odor	3.0
	GP GRAVEL, sand, loose, large grained, gray, saturated, slight petroleum odor	13.5
	CL CLAY, trace silt, soft, medium plasticity, brown/gray, moist, iron stains, slight petroleum odor	15.5
16	END OF BOREHOLE @ 16.0ft BGS	16.0

TEMPORARY WELL

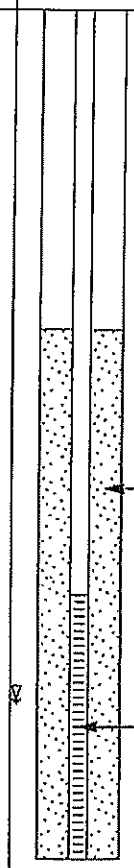

WELL DETAILS
Screened interval:
11.0 to 16.0ft BGS
Length: 5ft
Diameter: 1in
Slot Size: 0.010
Material: Schedule 40 PVC
Sand Pack:
6.0 to 16.0ft BGS
Material: #5 Sand

SAMPLE NUMBER	INTERVAL	REC (ft)	'N' VALUE	PID (ppm)
1	P/S			0.6
2	P/S			1.3
3	P/S			1.3
4	P/S			3.3
5	P/S			6.1
6	P/S			10.1
7	P/S			3.5
7	P/S			3.5
8	P/S			13.4

NOTES: MEASURING POINT ELEVATIONS MAY CHANGE; REFER TO CURRENT ELEVATION TABLE
WATER FOUND ▽ 11/3/04
CHEMICAL ANALYSIS ⬭

OVERBURDEN LOG 017330-16.GPJ CRA_CORP.GDT 12/7/04

STRATIGRAPHIC AND INSTRUMENTATION LOG (OVERBURDEN)

PROJECT NAME: GM-Manual Transmission of Muncie
PROJECT NUMBER: 017330-16
CLIENT: General Motors Corporation
LOCATION: Muncie, Indiana
DRILLING CONTRACTOR: Boart Longyear

HOLE DESIGNATION: BH-3
DATE COMPLETED: November 3, 2004
DRILLING METHOD: Geoprobe
FIELD PERSONNEL: T. Pranger

DEPTH ft BGS	STRATIGRAPHIC DESCRIPTION & REMARKS	DEPTH ft BGS
0	CONCRETE	
	FILL, gravel, sand, silt	1.5
4	CL CLAY, trace gravel, trace silt/sand, soft, low plasticity, brown/gray, moist, iron stains	4.0
12	- saturated, slight petroleum odor at 12.0ft BGS	
16	END OF BOREHOLE @ 16.0ft BGS	16.0

TEMPORARY WELL

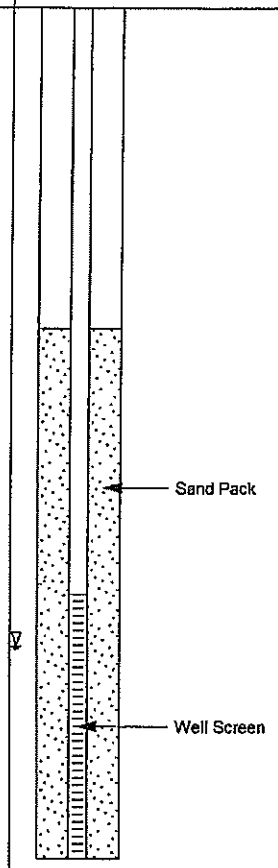

WELL DETAILS
Screened interval:
11.0 to 16.0ft BGS
Length: 5ft
Diameter: 1in
Slot Size: 0.010
Material: Schedule 40 PVC
Sand Pack:
6.0 to 16.0ft BGS
Material: #5 Sand

SAMPLE NUMBER	INTERVAL	REC (ft)	'N' VALUE	PID (ppm)
1	P/S			0
2	P/S			1.3
3	P/S			0.3
4	P/S			1.0
5	P/S			1.5
6	P/S			7.6
7	P/S			7.4
8	P/S			8.1

NOTES: MEASURING POINT ELEVATIONS MAY CHANGE; REFER TO CURRENT ELEVATION TABLE
WATER FOUND ▽ 11/3/04
CHEMICAL ANALYSIS ⬭

OVERBURDEN LOG 017330-16.GPJ CRA_CORP.GDT 12/7/04

STRATIGRAPHIC AND INSTRUMENTATION LOG (OVERBURDEN)

PROJECT NAME: GM-Manual Transmission of Muncie
PROJECT NUMBER: 017330-16
CLIENT: General Motors Corporation
LOCATION: Muncie, Indiana
DRILLING CONTRACTOR: Boart Longyear

HOLE DESIGNATION: BH-4
DATE COMPLETED: November 3, 2004
DRILLING METHOD: Geoprobe
FIELD PERSONNEL: T. Pranger

DEPTH ft BGS	STRATIGRAPHIC DESCRIPTION & REMARKS	DEPTH ft BGS	BOREHOLE	SAMPLE NUMBER	SAMPLE INTERVAL	SAMPLE REC (ft)	SAMPLE 'N' VALUE	SAMPLE PID (ppm)
0	CONCRETE	1.5		1	P/S			0
2	FILL, sand, gravel			1	P/S			0
4	CL CLAY, trace silt, soft, medium plasticity, brown/gray, moist, iron stains	4.0		(3)	P/S			0
				3	P/S			0
6				4	P/S			0
8	SP SAND, with clay, loose, medium to coarse grained, brown, saturated	8.0	▽ Backfilled with Bentonite Chips	(4)	P/S			0
				5	P/S			0
10				6	P/S			0
12								
				7	P/S			0
14								
16	END OF BOREHOLE @ 16.0ft BGS	16.0		8	P/S			0
18								
20								
22								
24								

NOTES: MEASURING POINT ELEVATIONS MAY CHANGE; REFER TO CURRENT ELEVATION TABLE
WATER FOUND ▽ 11/3/04
CHEMICAL ANALYSIS (4)

OVERBURDEN LOG 017330-16.GPJ CRA_CORP.GDT 12/7/04

STRATIGRAPHIC AND INSTRUMENTATION LOG (OVERBURDEN)

PROJECT NAME: GM-Manual Transmission of Muncie
PROJECT NUMBER: 017330-16
CLIENT: General Motors Corporation
LOCATION: Muncie, Indiana
DRILLING CONTRACTOR: Boart Longyear

HOLE DESIGNATION: BH-5
DATE COMPLETED: November 3, 2004
DRILLING METHOD: Geoprobe
FIELD PERSONNEL: T. Pranger

DEPTH ft BGS	STRATIGRAPHIC DESCRIPTION & REMARKS	DEPTH ft BGS	BOREHOLE	SAMPLE NUMBER	SAMPLE INTERVAL	SAMPLE REC (ft)	SAMPLE 'N' VALUE	SAMPLE PID (ppm)
0	CONCRETE			1	P/S			0
2	FILL, gravel, sand	2.0		1	P/S			0
4	CL CLAY, with silt, soft, medium plasticity, brown, moist, iron stains	4.0		(3)	P/S			7.8
6				3	P/S			7.8
				4	P/S			8.9
8	SP SAND, with clay, loose, coarse grained, gray, saturated, very slight petroleum odor	8.0	▽ Backfilled with Bentonite Chips	(4)	P/S			8.9
10				5	P/S			7.0
12				6	P/S			10.3
14				7	P/S			3.3
16	END OF BOREHOLE @ 16.0ft BGS	16.0		8	P/S			0.9
18								
20								
22								
24								

NOTES: MEASURING POINT ELEVATIONS MAY CHANGE; REFER TO CURRENT ELEVATION TABLE
WATER FOUND ▽ 11/3/04
CHEMICAL ANALYSIS (4)

OVERBURDEN LOG 017330-16.GPJ CRA_CORP.GDT 12/7/04

STRATIGRAPHIC AND INSTRUMENTATION LOG
(OVERBURDEN)

PROJECT NAME: GM-Manual Transmission of Muncie
PROJECT NUMBER: 017330-16
CLIENT: General Motors Corporation
LOCATION: Muncie, Indiana
DRILLING CONTRACTOR: Boart Longyear

HOLE DESIGNATION: BH-6
DATE COMPLETED: November 3, 2004
DRILLING METHOD: Geoprobe
FIELD PERSONNEL: T. Pranger

DEPTH ft BGS	STRATIGRAPHIC DESCRIPTION & REMARKS	DEPTH ft BGS	BOREHOLE	SAMPLE NUMBER	SAMPLE INTERVAL	SAMPLE REC (ft)	SAMPLE 'N' VALUE	SAMPLE PID (ppm)
0	CONCRETE			1	P/S			0
2	FILL, gravel, sand	1.5		2	P/S			0
4	CL CLAY, trace silt, soft, medium plasticity, brown/gray, moist, iron stains, slight petroleum odor	4.0		(3)	P/S			0
6			Backfilled with Bentonite Chips	3	P/S			0
8				4	P/S			0
8	GC CLAYEY GRAVEL, sand, loose, medium to coarse grained, gray/brown, saturated, petroleum odor	8.0	▽	(5)	P/S			5.4
10				5	P/S			5.4
12		12.0		6	P/S			6.1
14								
16	END OF BOREHOLE @ 16.0ft BGS							
18								
20								
22								
24								

NOTES: MEASURING POINT ELEVATIONS MAY CHANGE; REFER TO CURRENT ELEVATION TABLE
WATER FOUND ▽ 11/3/04
CHEMICAL ANALYSIS (5)

OVERBURDEN LOG 017330-16.GPJ CRA_CORP.GDT 12/7/04

STRATIGRAPHIC AND INSTRUMENTATION LOG (OVERBURDEN)

PROJECT NAME: GM-Manual Transmission of Muncie
PROJECT NUMBER: 017330-16
CLIENT: General Motors Corporation
LOCATION: Muncie, Indiana
DRILLING CONTRACTOR: Boart Longyear

HOLE DESIGNATION: BH-7
DATE COMPLETED: November 3, 2004
DRILLING METHOD: Geoprobe
FIELD PERSONNEL: T. Pranger

DEPTH ft BGS	STRATIGRAPHIC DESCRIPTION & REMARKS	DEPTH ft BGS
0	ASPHALT	
	CL CLAY, trace silt, firm, medium plasticity, brown, moist, iron stains	1.0
8	- 6-inch saturated zone at 8 feet, very slight petroleum odor from 8.0 to 13.0ft BGS	
12	- saturated, strong petroleum odor at 13.0ft BGS	
16	END OF BOREHOLE @ 16.0ft BGS	16.0

TEMPORARY WELL: Sand Pack; Well Screen

WELL DETAILS
Screened interval:
11.0 to 16.0ft BGS
Length: 5ft
Diameter: 1in
Slot Size: 0.010
Material: Schedule 40 PVC
Sand Pack:
6.0 to 16.0ft BGS
Material: #5 Sand

SAMPLE NUMBER	INTERVAL	REC (ft)	'N' VALUE	PID (ppm)
1	P/S			0
2	P/S			0
3	P/S			0
4	P/S			0
5	P/S			5.9
(5)	P/S			5.9
6	P/S			5.9
(6)	P/S			5.9
(7)	P/S			4.3
7	P/S			4.3
8	P/S			4.3

NOTES: MEASURING POINT ELEVATIONS MAY CHANGE; REFER TO CURRENT ELEVATION TABLE
WATER FOUND ▽ 11/3/04
CHEMICAL ANALYSIS ( )

OVERBURDEN LOG 017330-16.GPJ CRA_CORP.GDT 12/7/04

STRATIGRAPHIC AND INSTRUMENTATION LOG (OVERBURDEN)

PROJECT NAME: GM-Manual Transmission of Muncie
PROJECT NUMBER: 017330-16
CLIENT: General Motors Corporation
LOCATION: Muncie, Indiana
DRILLING CONTRACTOR: Boart Longyear

HOLE DESIGNATION: BH-8
DATE COMPLETED: November 4, 2004
DRILLING METHOD: Geoprobe
FIELD PERSONNEL: T. Pranger

DEPTH ft BGS	STRATIGRAPHIC DESCRIPTION & REMARKS	DEPTH ft BGS	BOREHOLE	SAMPLE NUMBER	SAMPLE INTERVAL	SAMPLE REC (ft)	SAMPLE 'N' VALUE	SAMPLE PID (ppm)
	ASPHALT							
	CL CLAY, with silt, soft, low plasticity, brown, moist, iron stains	1.0		1	P/S			0
2				2	P/S			0
4				3	P/S			0
6				4	P/S			10.1
8	- gray, petroleum odor at 8.0ft BGS		Backfilled with Bentonite Chips	5	P/S			16.1
10	- strong petroleum odor at 10.0ft BGS			6	P/S			43.3
				6	P/S			43.3
12	GC CLAYEY GRAVEL, sand, loose, coarse grained, gray, saturated, strong petroleum odor	12.0	▽	7	P/S			110.3
14	CL CLAY, with silt, soft, low plasticity, gray, very moist, strong petroleum odor	14.0		8	P/S			110.3
16	END OF BOREHOLE @ 16.0ft BGS	16.0						
18								
20								
22								
24								

NOTES: MEASURING POINT ELEVATIONS MAY CHANGE; REFER TO CURRENT ELEVATION TABLE
WATER FOUND ▽ 11/4/04
CHEMICAL ANALYSIS (6)

OVERBURDEN LOG 017330-16.GPJ CRA_CORP.GDT 12/7/04

STRATIGRAPHIC AND INSTRUMENTATION LOG (OVERBURDEN)

PROJECT NAME: GM-Manual Transmission of Muncie
PROJECT NUMBER: 017330-16
CLIENT: General Motors Corporation
LOCATION: Muncie, Indiana
DRILLING CONTRACTOR: Boart Longyear

HOLE DESIGNATION: BH-9
DATE COMPLETED: November 3, 2004
DRILLING METHOD: Geoprobe
FIELD PERSONNEL: T. Pranger

DEPTH ft BGS	STRATIGRAPHIC DESCRIPTION & REMARKS	DEPTH ft BGS	SAMPLE NUMBER	SAMPLE INTERVAL	SAMPLE REC (ft)	SAMPLE 'N' VALUE	SAMPLE PID (ppm)
0	ASPHALT						
	CL CLAY, trace gravel, trace silt, soft, low plasticity, brown, moist	1.0	1	P/S			0
2			2	P/S			0
4			3	P/S			0
6			4	P/S			0
8	- gray, petroleum odor at 8.0ft BGS		5	P/S			0
10			6	P/S			0
12			7	P/S			1.1
14			8	P/S			4.1
16			9	P/S			3.5
18	- saturated, sweet odor at 18.0ft BGS		10	P/S			1.4
20	END OF BOREHOLE @ 20.0ft BGS	20.0					
22							
24							

TEMPORARY WELL: Sand Pack; Well Screen; ▽

WELL DETAILS
Screened interval:
15.0 to 20.0ft BGS
Length: 5ft
Diameter: 1in
Slot Size: 0.010
Material: Schedule 40 PVC
Sand Pack:
10.0 to 20.0ft BGS
Material: #5 Sand

NOTES: MEASURING POINT ELEVATIONS MAY CHANGE; REFER TO CURRENT ELEVATION TABLE
WATER FOUND ▽ 11/3/04
CHEMICAL ANALYSIS (5)

OVERBURDEN LOG 017330-16.GPJ CRA_CORP.GDT 12/7/04

STRATIGRAPHIC AND INSTRUMENTATION LOG (OVERBURDEN)

PROJECT NAME: GM-Manual Transmission of Muncie
PROJECT NUMBER: 017330-16
CLIENT: General Motors Corporation
LOCATION: Muncie, Indiana
DRILLING CONTRACTOR: Boart Longyear

HOLE DESIGNATION: BH-10
DATE COMPLETED: November 4, 2004
DRILLING METHOD: Geoprobe
FIELD PERSONNEL: T. Pranger

DEPTH ft BGS	STRATIGRAPHIC DESCRIPTION & REMARKS	DEPTH ft BGS	BOREHOLE	SAMPLE NUMBER	SAMPLE INTERVAL	SAMPLE REC (ft)	SAMPLE 'N' VALUE	SAMPLE PID (ppm)
	ASPHALT	0.5						
	CL CLAY, with gravel, soft, low plasticity, brown to gray, moist			1	P/S			0
2				2	P/S			0
4	- gravel layer from 4.0 to 4.5ft BGS			(2)	P/S			0
				3	P/S			0
6			Backfilled with Bentonite Chips					
				4	P/S			0
8				(5)	P/S			3.2
	- saturated at 9.0ft BGS		▽	5	P/S			3.2
10								
				6	P/S			4.3
12	END OF BOREHOLE @ 12.0ft BGS	12.0						
14								
16								
18								
20								
22								
24								

NOTES: MEASURING POINT ELEVATIONS MAY CHANGE; REFER TO CURRENT ELEVATION TABLE
WATER FOUND ▽ 11/4/04
CHEMICAL ANALYSIS (5)

OVERBURDEN LOG 017330-16.GPJ CRA_CORP.GDT 12/7/04

STRATIGRAPHIC AND INSTRUMENTATION LOG (OVERBURDEN)

PROJECT NAME: GM-Manual Transmission of Muncie
PROJECT NUMBER: 017330-16
CLIENT: General Motors Corporation
LOCATION: Muncie, Indiana
DRILLING CONTRACTOR: Boart Longyear

HOLE DESIGNATION: BH-11
DATE COMPLETED: November 4, 2004
DRILLING METHOD: Geoprobe
FIELD PERSONNEL: T. Pranger

DEPTH ft BGS	STRATIGRAPHIC DESCRIPTION & REMARKS	DEPTH ft BGS	BOREHOLE	SAMPLE NUMBER	SAMPLE INTERVAL	SAMPLE REC (ft)	SAMPLE 'N' VALUE	SAMPLE PID (ppm)
	ASPHALT	0.8		1	P/S			0
2	CL CLAY, with gravel, soft, low plasticity, brown to gray, moist			2	P/S			0
4				3	P/S			0
6				4	P/S			0
8				5	P/S			0
10			Backfilled with Bentonite Chips	6	P/S			1.3
12				7	P/S			0.8
14				8	P/S			1.5
16				9	P/S			1.3
18	- saturated at 18.0ft BGS			10	P/S			1.2
20	END OF BOREHOLE @ 20.0ft BGS	20.0						
22								
24								

NOTES: MEASURING POINT ELEVATIONS MAY CHANGE; REFER TO CURRENT ELEVATION TABLE
WATER FOUND ▽ 11/4/04
CHEMICAL ANALYSIS ( )

OVERBURDEN LOG 017330-16.GPJ CRA_CORP.GDT 12/7/04

STRATIGRAPHIC AND INSTRUMENTATION LOG
(OVERBURDEN)

PROJECT NAME: GM-Manual Transmission of Muncie
PROJECT NUMBER: 017330-16
CLIENT: General Motors Corporation
LOCATION: Muncie, Indiana
DRILLING CONTRACTOR: Boart Longyear

HOLE DESIGNATION: BH-12
DATE COMPLETED: November 4, 2004
DRILLING METHOD: Geoprobe
FIELD PERSONNEL: T. Pranger

DEPTH ft BGS	STRATIGRAPHIC DESCRIPTION & REMARKS	DEPTH ft BGS	BOREHOLE	SAMPLE NUMBER	SAMPLE INTERVAL	SAMPLE REC (ft)	SAMPLE 'N' VALUE	SAMPLE PID (ppm)
0	ASPHALT							
	CL CLAY, with gravel, firm, low plasticity, gray/brown, moist	1.0		1	P/S			0
2				2	P/S			0
4				3	P/S			0
6				4	P/S			0
8			Backfilled with Bentonite Chips	5	P/S			0
10				6	P/S			0
12				7	P/S			10.3
14	- higher gravel content, saturated at 14.0ft BGS		▽	8	P/S			18.1
16	END OF BOREHOLE @ 16.0ft BGS	16.0						
18								
20								
22								
24								

NOTES: MEASURING POINT ELEVATIONS MAY CHANGE; REFER TO CURRENT ELEVATION TABLE
WATER FOUND ▽ 11/4/04
CHEMICAL ANALYSIS ( )

OVERBURDEN LOG 017330-16.GPJ CRA_CORP.GDT 12/7/04

STRATIGRAPHIC AND INSTRUMENTATION LOG (OVERBURDEN)

PROJECT NAME: GM-Manual Transmission of Muncie
PROJECT NUMBER: 017330-16
CLIENT: General Motors Corporation
LOCATION: Muncie, Indiana
DRILLING CONTRACTOR: Boart Longyear

HOLE DESIGNATION: BH-13
DATE COMPLETED: July 20, 2005
DRILLING METHOD: Geoprobe
FIELD PERSONNEL: T. Pranger

DEPTH ft BGS	STRATIGRAPHIC DESCRIPTION & REMARKS	DEPTH ft BGS
	ASPHALT, gravel	0.1
	ML SILT, with sand and clay, loose, slight to low plasticity, brown, moist	
	SP SAND, gravelly sand, loose, coarse grained, bray/brown, saturated, (perched zone)	5.0
	CL CLAY, with silt, firm, medium plasticity, moist, iron stains	6.0
	SP SAND, gravel, loose, coarse grained, saturated	14.5
	CL CLAY, firm, medium plasticity, dry/moist	18.0
	END OF BOREHOLE @ 20.0ft BGS	20.0

TEMPORARY WELL: Sand Pack; Well Screen

WELL DETAILS
Screened interval:
15.0 to 20.0ft BGS
Length: 5ft
Diameter: 1in
Slot Size: 0.010
Material: Schedule 40 PVC
Sand Pack:
10.0 to 20.0ft BGS
Material: #5 Sand

SAMPLE NUMBER	INTERVAL	REC (%)	'N' VALUE	PID (ppm)
1	P/S	100		0
1	P/S			0
1	P/S			0
2	P/S	100		0
2	P/S			0
2	P/S			0
3	P/S	100		0
3	P/S			0
3	P/S			0
4	P/S	100		0
4	P/S			0
4	P/S			0

NOTES: MEASURING POINT ELEVATIONS MAY CHANGE; REFER TO CURRENT ELEVATION TABLE
WATER FOUND ▽ 7/20/05 STATIC WATER LEVEL ▼ 7/20/05
CHEMICAL ANALYSIS (oval)

OVERBURDEN LOG 017330-16.GPJ CRA_CORP.GDT 9/21/05

STRATIGRAPHIC AND INSTRUMENTATION LOG (OVERBURDEN)

PROJECT NAME: GM-Manual Transmission of Muncie
PROJECT NUMBER: 017330-16
CLIENT: General Motors Corporation
LOCATION: Muncie, Indiana
DRILLING CONTRACTOR: Boart Longyear

HOLE DESIGNATION: BH-14
DATE COMPLETED: July 20, 2005
DRILLING METHOD: Geoprobe
FIELD PERSONNEL: T. Pranger

DEPTH ft BGS	STRATIGRAPHIC DESCRIPTION & REMARKS	DEPTH ft BGS	BOREHOLE	SAMPLE NUMBER	SAMPLE INTERVAL	SAMPLE REC (%)	SAMPLE 'N' VALUE	SAMPLE PID (ppm)
0	CONCRETE	0.3		1	P/S	100		0
2	FILL, clay, with silt, soft, low plasticity, brown/gray, moist, iron stains, glass			1	P/S			0
4				1	P/S			7.3
6	- black stains, strong odor at 6.0ft BGS			2	P/S	100		7.3
8				2	P/S			12.6
10	- wood chips, odor at 9.5ft BGS		Backfilled with Bentonite Chips	2	P/S			21.3
12	CL CLAY, with silt, soft, low plasticity, brown, moist, with free product	11.0		3	P/S	75		8.3
14				3	P/S			9.5
16				3	P/S			16.3
18				4	P/S	100		16.3
20	SP SAND, with gravel, loose, medium grained, gray, saturated, odor	19.5		4	P/S			41.5
22	END OF BOREHOLE @ 20.0ft BGS	20.0		4	P/S			48.3
24				4	P/S			48.3
26								
28								
30								
32								
34								

NOTES: MEASURING POINT ELEVATIONS MAY CHANGE; REFER TO CURRENT ELEVATION TABLE

STATIC WATER LEVEL ▼ 7/20/05

CHEMICAL ANALYSIS (oval)

OVERBURDEN LOG 017330-16.GPJ CRA_CORP.GDT 9/21/05

STRATIGRAPHIC AND INSTRUMENTATION LOG (OVERBURDEN)

PROJECT NAME: GM-Manual Transmission of Muncie
PROJECT NUMBER: 017330-16
CLIENT: General Motors Corporation
LOCATION: Muncie, Indiana
DRILLING CONTRACTOR: Boart Longyear

HOLE DESIGNATION: BH-15
DATE COMPLETED: July 20, 2005
DRILLING METHOD: Geoprobe
FIELD PERSONNEL: T. Pranger

DEPTH ft BGS	STRATIGRAPHIC DESCRIPTION & REMARKS	DEPTH ft BGS
0	FILL, asphalt, gravel, sand	
5.0	CL CLAY, with sand, soft, low plasticity, gray, moist, iron stains - very moist from 7.0 to 9.0ft BGS - 3 inch gravel seam at 11.0ft BGS - brown at 14.0ft BGS	
14.5	SC CLAYEY SAND, gravel, loose, coarse grained, slight plasticity, gray/brown, saturated	
20.0	END OF BOREHOLE @ 20.0ft BGS	

TEMPORARY WELL

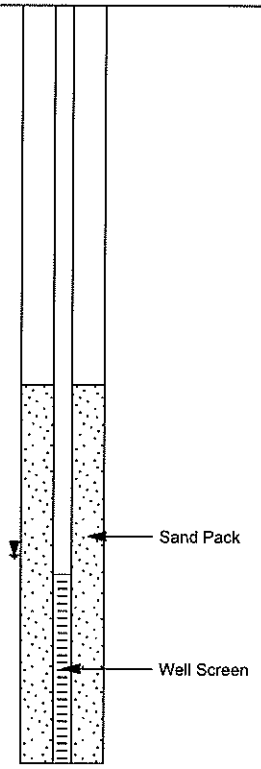

WELL DETAILS
Screened interval:
15.0 to 20.0ft BGS
Length: 5ft
Diameter: 1in
Slot Size: 0.010
Material: Schedule 40 PVC
Sand Pack:
10.0 to 20.0ft BGS
Material: #5 Sand

SAMPLE NUMBER	INTERVAL	REC (%)	'N' VALUE	PID (ppm)
1	P/S	100		0
1	P/S			0
1	P/S			0
2	P/S	100		0
(2)	P/S			0
2	P/S			0
3	P/S	100		0
(3)	P/S			0
3	P/S			0
4	P/S	100		0
4	P/S			0
4	P/S			0

NOTES: MEASURING POINT ELEVATIONS MAY CHANGE; REFER TO CURRENT ELEVATION TABLE
STATIC WATER LEVEL ▼ 7/20/05
CHEMICAL ANALYSIS (X)

OVERBURDEN LOG 017330-16.GPJ CRA_CORP.GDT 9/21/05

STRATIGRAPHIC AND INSTRUMENTATION LOG (OVERBURDEN)

PROJECT NAME: GM-Manual Transmission of Muncie
PROJECT NUMBER: 017330-16
CLIENT: General Motors Corporation
LOCATION: Muncie, Indiana
DRILLING CONTRACTOR: Boart Longyear

HOLE DESIGNATION: BH-16
DATE COMPLETED: July 20, 2005
DRILLING METHOD: Geoprobe
FIELD PERSONNEL: T. Pranger

DEPTH ft BGS	STRATIGRAPHIC DESCRIPTION & REMARKS	DEPTH ft BGS	TEMPORARY WELL	SAMPLE NUMBER	SAMPLE INTERVAL	SAMPLE REC (%)	SAMPLE 'N' VALUE	SAMPLE PID (ppm)
0	CONCRETE, sand			1	P/S	100		0
2	CL CLAY, with silt, soft, medium plasticity, brown, moist, iron stains	1.0		1	P/S			0
4				1	P/S			0
6				2	P/S	100		0
8				2	P/S			0
10				2	P/S			0
12				3	P/S	100		0
14			Sand Pack	3	P/S			0
16	SP SAND, gravel, trace clay, loose, coarse grained, brown/gray, saturated	14.5	Well Screen	3	P/S			0
18				4	P/S	100		0
20	END OF BOREHOLE @ 20.0ft BGS	20.0		4	P/S			0
22				4	P/S			0
24								
26								
28								
30								
32								
34								

WELL DETAILS
Screened interval:
15.0 to 20.0ft BGS
Length: 5ft
Diameter: 1in
Slot Size: 0.010
Material: Schedule 40 PVC
Sand Pack:
10.0 to 20.0ft BGS
Material: #5 Sand

NOTES: MEASURING POINT ELEVATIONS MAY CHANGE; REFER TO CURRENT ELEVATION TABLE

STATIC WATER LEVEL ▼ 7/20/05

CHEMICAL ANALYSIS (1)

OVERBURDEN LOG 017330-16.GPJ CRA_CORP.GDT 9/21/05

STRATIGRAPHIC AND INSTRUMENTATION LOG (OVERBURDEN)

PROJECT NAME: GM-Manual Transmission of Muncie
PROJECT NUMBER: 017330-16
CLIENT: General Motors Corporation
LOCATION: Muncie, Indiana
DRILLING CONTRACTOR: Boart Longyear

HOLE DESIGNATION: BH-17
DATE COMPLETED: July 20, 2005
DRILLING METHOD: Geoprobe
FIELD PERSONNEL: T. Pranger

DEPTH ft BGS	STRATIGRAPHIC DESCRIPTION & REMARKS	DEPTH ft BGS
0	CONCRETE, gravel	
	CL CLAY, with silt, soft, low plasticity, brown, moist/very moist, iron stains	1.0
	- decomposing wood at 7.5ft BGS	
	- dry at 13.0ft BGS	
	- large gravel at 14.5ft BGS	
	SP SAND, gravel, loose, coarse grained, brown, saturated	15.0
	CL CLAY, with silt, soft to firm, low plasticity, gray/brown, moist	17.0
	END OF BOREHOLE @ 20.0ft BGS	20.0

TEMPORARY WELL

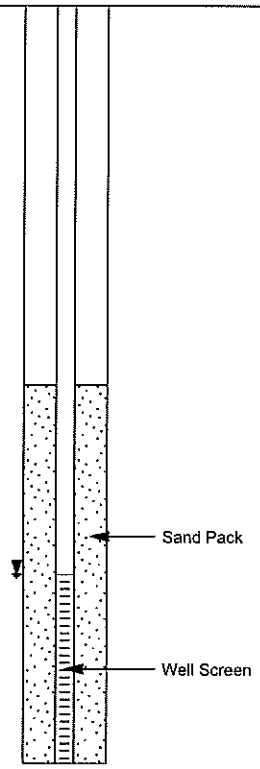

WELL DETAILS
Screened interval:
15.0 to 20.0ft BGS
Length: 5ft
Diameter: 1in
Slot Size: 0.010
Material: Schedule 40 PVC
Sand Pack:
10.0 to 20.0ft BGS
Material: #5 Sand

SAMPLE NUMBER	INTERVAL	REC (%)	'N' VALUE	PID (ppm)
1	P/S	100		0
1	P/S			0
1	P/S			0
2	P/S	100		0
2	P/S			0
2	P/S			0
3	P/S	100		0
3	P/S			0
3	P/S			
3	P/S			0
4	P/S	100		0
4	P/S			0
4	P/S			0

NOTES: MEASURING POINT ELEVATIONS MAY CHANGE; REFER TO CURRENT ELEVATION TABLE
STATIC WATER LEVEL ▼ 7/20/05
CHEMICAL ANALYSIS ( )

OVERBURDEN LOG 017330-16.GPJ CRA_CORP.GDT 9/21/05

STRATIGRAPHIC AND INSTRUMENTATION LOG (OVERBURDEN)

PROJECT NAME: GM-Manual Transmission of Muncie
PROJECT NUMBER: 017330-16
CLIENT: General Motors Corporation
LOCATION: Muncie, Indiana
DRILLING CONTRACTOR: Boart Longyear

HOLE DESIGNATION: BH-18
DATE COMPLETED: July 20, 2005
DRILLING METHOD: Geoprobe
FIELD PERSONNEL: T. Pranger

DEPTH ft BGS	STRATIGRAPHIC DESCRIPTION & REMARKS	DEPTH ft BGS	BOREHOLE	SAMPLE NUMBER	SAMPLE INTERVAL	SAMPLE REC (%)	SAMPLE 'N' VALUE	SAMPLE PID (ppm)
0	CONCRETE	0.5						
	CL CLAY, with silt, soft, low plasticity, brown, moist			1	P/S	100		0
2				1	P/S			0
4				1	P/S			0
				2	P/S	100		0
6				(2)	P/S			0
8				2	P/S			0
10			Backfilled with Bentonite Chips	3	P/S	100		0
12	- large gravel at 13.0ft BGS			3	P/S			0
14				3	P/S			0
				4	P/S	100		0
16				(4)	P/S			0
18	- saturated at 18.0ft BGS		▼					
	- gray at 19.0ft BGS			4	P/S			0
20	END OF BOREHOLE @ 20.0ft BGS	20.0						
22								
24								
26								
28								
30								
32								
34								

NOTES: MEASURING POINT ELEVATIONS MAY CHANGE; REFER TO CURRENT ELEVATION TABLE

STATIC WATER LEVEL ▼ 7/20/05

CHEMICAL ANALYSIS ( )

OVERBURDEN LOG 017330-16.GPJ CRA_CORP.GDT 9/21/05

STRATIGRAPHIC AND INSTRUMENTATION LOG (OVERBURDEN)

PROJECT NAME: GM-Manual Transmission of Muncie
PROJECT NUMBER: 017330-16
CLIENT: General Motors Corporation
LOCATION: Muncie, Indiana
DRILLING CONTRACTOR: Boart Longyear

HOLE DESIGNATION: BH-19
DATE COMPLETED: July 20, 2005
DRILLING METHOD: Geoprobe
FIELD PERSONNEL: T. Pranger

DEPTH ft BGS	STRATIGRAPHIC DESCRIPTION & REMARKS	DEPTH ft BGS
	CONCRETE, asphalt	0.7
	CL CLAY, firm, medium plasticity, brown/gray, moist	
10	GC CLAYEY GRAVEL, sand, loose, coarse grained, gray/brown, saturated (perched)	10.0
		11.0
	CL CLAY, with silt, trace gravel, firm, low plasticity, gray, dry	
	SP SAND, gravel, loose, coarse, gray, saturated	24.5
26	END OF BOREHOLE @ 26.0ft BGS	26.0

TEMPORARY WELL

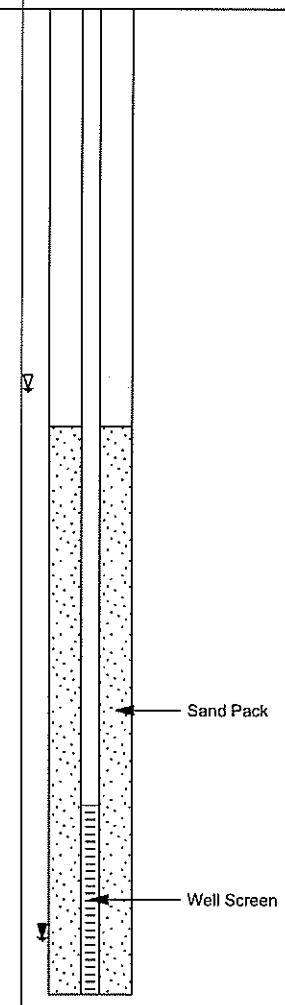

WELL DETAILS
Screened interval:
21.0 to 26.0ft BGS
Length: 5ft
Diameter: 1in
Slot Size: 0.010
Material: Schedule 40 PVC
Sand Pack:
11.0 to 26.0ft BGS
Material: #5 Sand

SAMPLE NUMBER	INTERVAL	REC (%)	'N' VALUE	PID (ppm)
1	P/S	100		0
1	P/S			0
1	P/S			0
2	P/S	100		0
2	P/S			0
2	P/S			0
3	P/S	100		0
3	P/S			0
3	P/S			0
4	P/S	100		0
4	P/S			0
4	P/S			0
5	P/S	100		0
5	P/S			0
5	P/S			0
6	P/S	100		

NOTES: MEASURING POINT ELEVATIONS MAY CHANGE; REFER TO CURRENT ELEVATION TABLE
WATER FOUND ▽ 7/20/05 STATIC WATER LEVEL ▼ 7/20/05
CHEMICAL ANALYSIS (oval)

OVERBURDEN LOG 017330-16.GPJ CRA_CORP.GDT 9/21/05

STRATIGRAPHIC AND INSTRUMENTATION LOG (OVERBURDEN)

PROJECT NAME: GM-Manual Transmission of Muncie
PROJECT NUMBER: 017330-16
CLIENT: General Motors Corporation
LOCATION: Muncie, Indiana
DRILLING CONTRACTOR: Boart Longyear

HOLE DESIGNATION: BH-20
DATE COMPLETED: July 21, 2005
DRILLING METHOD: Geoprobe
FIELD PERSONNEL: T. Pranger

DEPTH ft BGS	STRATIGRAPHIC DESCRIPTION & REMARKS	DEPTH ft BGS
0	ASPHALT, concrete	0.7
	CL CLAY, with silt, trace gravel, soft, medium plasticity, gray/brown, moist, iron stains, wood	
	SC CLAYEY SAND, silty, soft/loose, fine grained, brown, saturated	14.5
20	END OF BOREHOLE @ 20.0ft BGS	20.0

TEMPORARY WELL

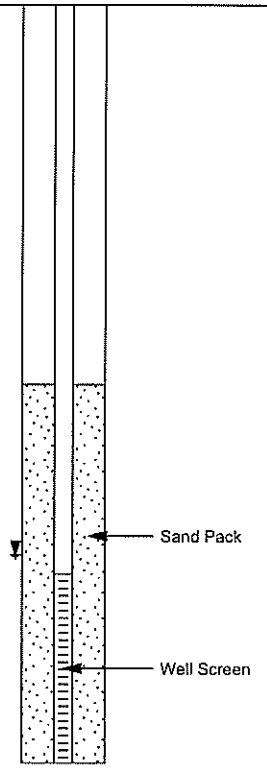

WELL DETAILS
Screened interval:
15.0 to 20.0ft BGS
Length: 5ft
Diameter: 1in
Slot Size: 0.010
Material: Schedule 40 PVC
Sand Pack:
10.0 to 20.0ft BGS
Material: #5 Sand

SAMPLE NUMBER	INTERVAL	REC (%)	'N' VALUE	PID (ppm)
1	P/S	100		0
1	P/S			0
1	P/S			0
2	P/S	100		0
2	P/S			0
2	P/S			0
3	P/S	100		0
3	P/S			0
3	P/S			0
4	P/S	100		0
4	P/S			0
4	P/S			0

NOTES: MEASURING POINT ELEVATIONS MAY CHANGE; REFER TO CURRENT ELEVATION TABLE

STATIC WATER LEVEL ▼ 7/21/05

CHEMICAL ANALYSIS (O)

OVERBURDEN LOG 017330-16.GPJ CRA_CORP.GDT 9/21/05

Harding ESE
A MACTEC COMPANY

Boring:	: REF-01	Drilling Method:	: HSA
Project Number:	: 51674	Sampling Method:	: Split-Spoon Sampler
Contractor:	: American Environmental	Logged by:	: Willard Murray
Drill Crew:	: Jeremy Wallace, Mike Hill	Date Started:	: 6/29/01
Drill Rig:	: ATV D-50	Date Completed:	: 6/29/01

New Venture Gear
MUNCIE, INDIANA

Weather: Overcast, 70 Degrees F.

Observations: Located 95 feet west and 15 feet south of Storm Sewer Manhole.

Sampler Type
Two-Foot Split-Spoon Sampler

Depth in FEET	% Recovery (n/4)	Blow Counts	USCS	GRAPHIC	DESCRIPTION
0	100				Soils not logged, 0 - 20' bgs
4	100				
	100				
8	100				
	100				
12	100				
	100				
16	100				
	100				
20	100		GW		**Sand and Gravel**
	100	18,36,48,50	GM		**Sand and Gravel** clay lense
24	100	11,30,25,25	GM		**Silty Sand and Gravel**
	100	11,30,20,50	SW/GW		**Sand/Sand and Gravel**
28	100	15,19,24,29	SW		**Gravelly Sand**
	100	15,23,26,40	SW		**Sand** little gravel 30-31.5' bgs, trace gray clay, some gravel at 32' bgs
32	100	12,22,25,50	GM		**Silty Sand and Gravel**
	100	20,42,36,46	SW		**Gravelly Sand** trace silt, gray
36	100	15,16,21,22	CL		**Clay** stiff, gray
	100	17,16,26,36			
40					EOB: 40.0 Feet
44					

07-12-2001 p:\INDUSTRIAL\GM-NVG\venturegef1.bor

Harding ESE
A MACTEC COMPANY

Boring:	: REF-02	Drilling Method:	: HSA
Project Number:	: 51674	Sampling Method:	: Split-Spoon Sampler
Contractor:	: American Environmental	Logged by:	: Willard Murray
Drill Crew:	: Jeremy Wallace, Mike Hill	Date Started:	: 6/28/01
Drill Rig:	: ATV D-50	Date Completed:	: 6/28/01

New Venture Gear
MUNCIE, INDIANA

Weather: Clear, 80 Degrees F.

Observations: Located 60 feet south of MW-17.

Sampler Type
Two-Foot Split-Spoon Sampler

Depth in FEET	% Recovery (n/4)	Blow Counts	USCS	GRAPHIC	DESCRIPTION
0	100				Soils not logged, 0 - 20' bgs
4	100				
	100				
8	100				
	100				
12	100				
	100				
16	100				
	100				
20	100	15-17	GW		**Sand and Gravel**
	100	15-17			
24	100	15-17			
	100	15-17			
28	100	15-17			
	100	22-25			
32	100	22-25			
	100	22-25			
36	100	22-25	CL		**Clay**
			SW		**Sand**
40	100	22-25	CL		**Clay** trace sand, stiff, dark gray
					EOB: 42.0 Feet
44					

07-12-2001 p:\INDUSTRIAL\GM-NVG\venturegref2.bor

Harding ESE
A MACTEC COMPANY

LOG OF BORING REF-03

Boring:	: REF-03
Project Number:	: 51674
Contractor:	: American Environmental
Drill Crew:	: Jeremy Wallace, Mike Hill
Drill Rig:	: ATV D-50
Drilling Method:	: HSA

Depth in FEET	% Recovery (n/4)	Blow Counts	USCS	GRAPHIC	DESCRIPTION
0	100				Soils not logged, 0 - 20' bgs
	100				
4	100				
	100				
8	100				
	100				
12	100				
	100				
16	100				
	100				
20	100	7,7,12,10	GW		**Sand and Gravel**
	100	7,6,10,23	CL		**Silty Clay** few 2-4" thick interbedded sandy gravelly silt layers, wet
24	100	40,30,19,20	SM		**Silty Sand** gray, wet
	100	9,21,20,18	SW		**Sand** medium grained, poorly graded
28	100	11,11,15,10	GM		**Sand and Gravel** some silt
	100	15,14,12,10	GW		**Sand and Gravel** trace silt
32	100	14,12,14,14	SW		**Sand** medium grained, poorly graded, trace silt
	50	10,10,19,18	GM		**Sand and Gravel** trace sand fining downwards to trace silt
36	100	13,10,9,13	GM		**Sand and Gravel** some silt
	100	20,24,17,15			
40	100	18,21,16,13	CL		**Sandy Clayey Silt**
	100	14,19,17,33	GW		**Sand and Gravel** rock fragments at 44-46' bgs trace silt 46-50' bgs
44	100	19,15,17,16			
	100	25,20,23,29			
48	100	27,26,30,37			
52					EOB: 50.0 Feet

2001 p:\INDUSTRIAL\GM-NV\51674\FLD\venture\ref-3 bo

STRATIGRAPHIC AND INSTRUMENTATION LOG (OVERBURDEN)

PROJECT NAME: GM-MUNCIE
PROJECT NUMBER: 19703-02
CLIENT:
LOCATION: MUNCIE, INDIANA

HOLE DESIGNATION: SB-01
DATE COMPLETED: February 21, 2002
DRILLING METHOD: 4-1/4" HSA
FIELD PERSONNEL: M. ELKINS

DEPTH ft BGS	STRATIGRAPHIC DESCRIPTION & REMARKS	DEPTH ft BGS	BOREHOLE INSTALLATION	SAMPLE NUMBER	SAMPLE INTERVAL	SAMPLE REC (%)	SAMPLE "N" VALUE	SAMPLE PID (ppm)
	NO SAMPLE - CONCRETE ONLY		BENTONITE CHIPS	1SS			0	NA
2	SC/GP-FINE SAND WITH SOME FINE GRAVEL, poorly graded, loose, dry, light brown	2.00						
	CL-CLAY, low plasticty, firm, dry, brown	3.00	8" BOREHOLE	2SS			7	0
4		4.50						
	SW-FINE SAND AND TRACE SILT, well graded, loose consistency, dry, black	5.00		3SS			5	0
6	CL-CLAY, low plasticity, stiff, moist, brown			4SS			11	0
8				5SS			22	0
10	END OF BOREHOLE @ 10.0ft BGS	10.00						
	NOTE: Collected Sample -001 at 2'-4'							
12								
14								
16								
18								
20								
22								
24								
26								
28								
30								
32								
34								

NOTES: MEASURING POINT ELEVATIONS MAY CHANGE; REFER TO CURRENT ELEVATION TABLE

OVERBURDEN LOG 19703-02.GPJ CRA_CORP.GDT 5/21/03

STRATIGRAPHIC AND INSTRUMENTATION LOG (OVERBURDEN)

PROJECT NAME: GM-MUNCIE
PROJECT NUMBER: 19703-02
CLIENT:
LOCATION: MUNCIE, INDIANA

HOLE DESIGNATION: SB-02
DATE COMPLETED: February 21, 2002
DRILLING METHOD: 4-1/4" HSA
FIELD PERSONNEL: M. ELKINS

DEPTH ft BGS	STRATIGRAPHIC DESCRIPTION & REMARKS	DEPTH ft BGS	BOREHOLE INSTALLATION	SAMPLE NUMBER	SAMPLE INTERVAL	SAMPLE REC (%)	SAMPLE "N" VALUE	SAMPLE PID (ppm)
0	NO SAMPLE - CONCRETE ONLY		BENTONITE CHIPS	1SS			3	0
	CONCRETE AND BRICK FILL MATERIAL	1.00						
2	MH-SILTY, with trace fine sand, loose consistency, trace fine gravel, well graded, moist, gray	2.00	8" BOREHOLE	2SS			9	0
4	MH-SILT, loose consistency, brown, dry	4.50		3SS			10	0
6				4SS			12	0
8	CL-CLAY, low plasticity, firm, wet, brown	8.00		5SS			9	0
10	END OF BOREHOLE @ 10.0ft BGS	10.00						
12	NOTE: Water encountered at 8'-10'. See log book for sample collection of depth							
14								
16								
18								
20								
22								
24								
26								
28								
30								
32								
34								

NOTES: MEASURING POINT ELEVATIONS MAY CHANGE; REFER TO CURRENT ELEVATION TABLE

STRATIGRAPHIC AND INSTRUMENTATION LOG (OVERBURDEN)

PROJECT NAME: GM-MUNCIE
PROJECT NUMBER: 19703-02
CLIENT:
LOCATION: MUNCIE, INDIANA

HOLE DESIGNATION: SB-03
DATE COMPLETED: February 21, 2002
DRILLING METHOD: 4-1/4" HSA
FIELD PERSONNEL: M. ELKINS

DEPTH ft BGS	STRATIGRAPHIC DESCRIPTION & REMARKS	DEPTH ft BGS	BOREHOLE INSTALLATION	SAMPLE NUMBER	SAMPLE INTERVAL	SAMPLE REC (%)	SAMPLE "N" VALUE	SAMPLE PID (ppm)
	NO SAMPLE - CONCRETE ONLY	1.00	BENTONITE CHIPS					
	SC-FINE SAND, loose consistency, moist, light brown	1.50		1SS		5		0
2	CL-CLAY, low plasticity, stiff consistency, dry, light brown	2.00	8" BOREHOLE	2SS		21		0
4	SC-FINE SAND, trace fine gravel, compact consistency, dry, light brown			3SS		19		0
6				4SS		11		0
8	CL-CLAY, stiff consistency, low plasticity, dry, light brown	8.00		5SS		17		0
10	END OF BOREHOLE @ 10.0ft BGS	10.00						
12	NOTE: Collected Sample -002 at 1'-2'							
14								
16								
18								
20								
22								
24								
26								
28								
30								
32								
34								

NOTES: MEASURING POINT ELEVATIONS MAY CHANGE; REFER TO CURRENT ELEVATION TABLE

OVERBURDEN LOG 19703-02.GPJ CRA_CORP.GDT 5/21/03

SOIL BORING LOG / MONITORING WELL DIAGRAM

E.C. JORDAN CO.

PROJECT NO.: 5774-00	PROJECT NAME: HYDRA-MATIC/MUNCIE	BORING/WELL DESIGNATION: SB-3	BORING/WELL LOCATION: NW CORNER OF DELCO PROPERTY; IN 243-SPACE PARKING LOT 36 FT EAST & 25 FT SOUTH OF THE NW CORNER OF THE FENCE
DRILLING CONTRACTOR: ENGINEERING & TESTING SERVICES, INC.	DRILLING METHOD: HOLLOW-STEM AUGERS	BOREHOLE SIZE: 8.0 IN.	BOREHOLE DEPTH: 15.5 FT.
DATE STARTED: 10-18-88	DATE COMPLETED: 10-18-88	GROUND ELEV.: FT.	MEASURING POINT ELEV: FT.
WELL DEPTH: -NONE- FT.			
RIG: CME-55	DRILLER: T. HASKETT	HELPER: R. ZEBLEY	LOGGED BY: D. ARGENTATI

DEPTH (FT.)	SOIL DESCRIPTION	SAMPLE NO.	SAMPLE TYPE	BLOW COUNTS(N)	P.I. METER	COMMENTS	WELL DATA
					(ppm)		
0	CONCRETE SLAB						
		0.5-2.0	SS	2-3-4	BG		N
	SAND & GRAVEL - with fill (glass, wood, etc.); very loose	2-3.5	SS	2-3-4	BG		O
		3.5-5	SS	2-3-4	BG		W
5							E
		5-6.5	SS	1-1-2	BG		L
	SANDY CLAY - with fill					BOREHOLE SEALED WITH	L
		6.5-8	SS	1-1-2	BG	ALTERNATING LAYERS OF	
	(auger refusal at 8.7 ft.; boring relocated 35 ft. SW of original spot)	8-9.5	SS	7-8-9	BG	BENTONITE AND SAND AGGREGATE UPON	I
10	SANDY CLAY - medium brown; firm; slightly plastic	9.5-11	SS	7-9-9	BG	COMPLETION	N
							S
		11-12.5	SS	6-5-7	BG		T
	SAND & GRAVEL - medium to coarse sand; fine gravel; trace clay; loose; dry	12.5-14	SS	6-7-6	BG		A
							L
15		14-15.5	SS	6-7-11	BG		L
	END OF BORING AT 15.5 FT.						E
							D
20							
25							

NOTES: SS - split-spoon sample
BG - background
REF - refusal

SOIL BORING LOG / MONITORING WELL DIAGRAM

E.C. JORDAN CO.

PROJECT NO.: 5774-00	PROJECT NAME: HYDRA-MATIC/MUNCIE		BORING/WELL DESIGNATION: SB-4	BORING/WELL LOCATION: NW CORNER OF FORMER DELCO PROPERTY 284 FT. EAST & 432 FT. NORTH OF THE NW CORNER OF THE MAIN TRANSMISSION PLANT BLDG.
DRILLING CONTRACTOR: ENGINEERING & TESTING SERVICES, INC.	DRILLING METHOD: HOLLOW-STEM AUGERS		BOREHOLE SIZE: 8.0 IN. / BOREHOLE DEPTH: 14.5 FT.	
DATE STARTED: 10-18-88 / DATE COMPLETED: 10-18-88	GROUND ELEV.: FT.	MEASURING POINT ELEV: FT.	WELL DEPTH: -NONE- FT.	
RIG: CME-55	DRILLER: T. HASKETT	HELPER: R. ZEBLEY	LOGGED BY: D. BELAN	

DEPTH (FT.)	SOIL DESCRIPTION	SAMPLE NO.	SAMPLE TYPE	BLOW COUNTS(N)	P.I. METER	COMMENTS	WELL DATA
0					(ppm)		
	CONCRETE SLAB - 8 inches						N
	SAND & GRAVEL - brown; dense; dry: fine to coarse sand & gravel; rubble (fill?)	1-2.5	SS	9-39-24	BG		O
		2.5-4	SS	5-2-2	10		
	CLAY - brown to black; moderately plastic; very soft to soft; some silt; some sand; black staining; black sludge-like seams	4-5.5	SS	1-1-1	10		W
5							E
		5.5-7	SS	1-2-4	5	BOREHOLE SEALED WITH	L
	CLAY - brown to grey; slightly plastic; soft; moist; some silt; trace sand & gravel	7-8.5	SS	2-3-5	BG	ALTERNATING LAYERS OF BENTONITE AND SAND	L
		8.5-10	SS	2-2-3	BG	AGGREGATE UPON	I
10						COMPLETION	N
	SILTY CLAY - brown to grey; slightly plastic; soft; moist; some gravel; trace sand; interbedded with firm clay seams	10-11.5	SS	2-2-3	BG		S
		11.5-13	SS	7-3-2	BG		T
		13-14.5	SS	1-2-5	BG		A
							L
15	END OF BORING AT 14.5 FT.						L
							E
							D
20							
25							

NOTES: SS - split-spoon sample
BG - background

SOIL BORING LOG / MONITORING WELL DIAGRAM

E.C. JORDAN CO.

PROJECT NO.: 5774-00	PROJECT NAME: HYDRA-MATIC/MUNCIE	BORING/WELL DESIGNATION: SB-5	BORING/WELL LOCATION: SOUTH-CENTRAL PORTION OF FOREVER DOLLAR PROPERTY IN 520-SPACE PARKING LOT; 529 FT. WEST OF THE EAST FENCE AND 10 FT. NORTH OF THE SOUTH FENCE
DRILLING CONTRACTOR: ENGINEERING & TESTING SERVICES, INC.	DRILLING METHOD: HOLLOW-STEM AUGERS	BOREHOLE SIZE: 8.0 IN.	BOREHOLE DEPTH: 15.5 FT.
DATE STARTED: 10-17-88	DATE COMPLETED: 10-17-88	GROUND ELEV.: FT.	MEASURING POINT ELEV: FT.
WELL DEPTH: -NONE- FT.			
RIG: CME-55	DRILLER: T. HASKETT	HELPER: R. ZEBLEY	LOGGED BY: D. BELAN

DEPTH (FT.)	SOIL DESCRIPTION	SAMPLE NO.	SAMPLE TYPE	BLOW COUNTS(N)	P.I. METER (ppm)	COMMENTS	WELL DATA
0	CONCRETE SLAB						
		0.5-2	SS	4-3-4	7		N
		2-3.5	SS	3-1-4	7		O
		3.5-5	SS	3-4-4	17		W
5		5-6.5	SS	2-4-5	17		E
	SILTY CLAY - grey to brown; moderately plastic; soft; damp; some sand; trace gravel	6.5-8	SS	4-2-5	BG	BOREHOLE SEALED WITH ALTERNATING LAYERS OF BENTONITE AND SAND AGGREGATE UPON COMPLETION	L I N G
		8-9.5	SS	2-3-3	BG		
10		9.5-11	SS	1-1-3	BG		S
		11-12.5	SS	6-7-8	BG		T
		12.5-14	SS	4-7-12	BG		A
		14-15.5	SS	7-11-14	BG		L
15	SILT - grey; slightly plastic; stiff; damp; some sand & gravel						L
	END OF BORING AT 15.5 FT.						E
							D
20							
25							

NOTES: SS - split-spoon sample REF - refusal
BG - background

STRATIGRAPHIC AND INSTRUMENTATION LOG (OVERBURDEN)

PROJECT NAME: GM-MUNCIE
PROJECT NUMBER: 19703-02
CLIENT:
LOCATION: MUNCIE, INDIANA

HOLE DESIGNATION: SB-06
DATE COMPLETED: February 21, 2002
DRILLING METHOD: 4-1/4" HSA
FIELD PERSONNEL: M. ELKINS

DEPTH ft BGS	STRATIGRAPHIC DESCRIPTION & REMARKS	DEPTH ft BGS	BOREHOLE INSTALLATION	SAMPLE NUMBER	SAMPLE INTERVAL	SAMPLE REC (%)	SAMPLE "N" VALUE
0	SP-SAND, coarse grained, very loose consistency	2.00	BENTONITE CHIPS; 8" BOREHOLE				
10	END OF BOREHOLE @ 10.0ft BGS NOTE. Recovery was only a small amount of sand in the bottom of the split spoon. Collected sample -004 of material						

NOTES: MEASURING POINT ELEVATIONS MAY CHANGE; REFER TO CURRENT ELEVATION TABLE

OVERBURDEN LOG 19703-02.GPJ CRA_CORP.GDT 5/21/03

SOIL BORING LOG / MONITORING WELL DIAGRAM

E.C. JORDAN CO.

PROJECT NO.: 5774-00	PROJECT NAME: HYDRA-MATIC/MUNCIE	BORING/WELL DESIGNATION: SB-6	BORING/WELL LOCATION: SOUTH-CENTRAL PORTION OF FLOWER DEC. PROPERTY; IN THE 520-SPACE PARKING LOT; 15 FT. WEST OF THE EAST FENCE & 216 FT. NORTH OF THE SOUTH FENCE
DRILLING CONTRACTOR: ENGINEERING & TESTING SERVICES, INC.	DRILLING METHOD: HOLLOW-STEM AUGERS	BOREHOLE SIZE: 8.0 IN.	BOREHOLE DEPTH: 14.5 FT.
DATE STARTED: 10-17-88	DATE COMPLETED: 10-17-88	GROUND ELEV.: FT.	MEASURING POINT ELEV: FT.
WELL DEPTH: -NONE- FT.			
RIG: CME-55	DRILLER: T. HASKETT	HELPER: R. ZEBLEY	LOGGED BY: D. BELAN

DEPTH (FT.)	SOIL DESCRIPTION	SAMPLE NO.	SAMPLE TYPE	BLOW COUNTS(N)	P.I. METER	COMMENTS	WELL DATA
0					(ppm)		
	CONCRETE SLAB						NO
		1-2.5	SS	2-2-1	BG		
		2.5-4	SS	1-1-2	BG		WELL
5		4-5.5	SS	2-3-3	BG		
	SILTY CLAY - brown; moderately plastic; soft; damp; some sand; trace gravel	5.5-7	SS	3-3-5	BG	BOREHOLE SEALED WITH ALTERNATING LAYERS OF BENTONITE AND SAND AGGREGATE UPON COMPLETION	LL
		7-8.5	SS	3-4-5	BG		INSTALLED
		8.5-10	SS	2-2-4	BG		
10		10-11.5	SS	2-2-3	BG		
	SILTY CLAY - grey to brown; slightly plastic; soft; damp; some sand & gravel	11.5-13	SS	2-2-2	BG		
		13-14.5	SS	1-1-1	BG		
15	END OF BORING AT 14.5 FT.						
20							
25							

NOTES: SS - split-spoon sample
BG - background

STRATIGRAPHIC AND INSTRUMENTATION LOG (OVERBURDEN)

PROJECT NAME: GM-MUNCIE
PROJECT NUMBER: 19703-02
CLIENT:
LOCATION: MUNCIE, INDIANA

HOLE DESIGNATION: SB-07
DATE COMPLETED: February 21, 2002
DRILLING METHOD: 4-1/4" HSA
FIELD PERSONNEL: M. ELKINS

DEPTH ft BGS	STRATIGRAPHIC DESCRIPTION & REMARKS	DEPTH ft BGS	BOREHOLE INSTALLATION	SAMPLE NUMBER	SAMPLE INTERVAL	SAMPLE REC (%)	SAMPLE "N" VALUE
0	SM-SAND, medium grained, loose consistency, slightly moist, light brown	1.00	BENTONITE CHIPS				
	COAL	2.00	8" BOREHOLE				
2	CL-CLAY, low plasticity, soft consistency, gray, dry	4.00					
4							
6							
8							
10	END OF BOREHOLE @ 10.0ft BGS						
12	NOTE: Coal at 1'-2' may have been from top of borehole. Some coal on very surface.						
14							
16							
18							
20							
22							
24							
26							
28							
30							
32							
34							

NOTES: MEASURING POINT ELEVATIONS MAY CHANGE; REFER TO CURRENT ELEVATION TABLE

OVERBURDEN LOG 19703-02.GPJ CRA_CORP.GDT 5/21/03

SOIL BORING LOG / MONITORING WELL DIAGRAM

E.C. JORDAN CO.

PROJECT NO.: 5774-00	PROJECT NAME: HYDRA-MATIC/MUNCIE	BORING/WELL DESIGNATION: S8-7	BORING/WELL LOCATION: NORTH-CENTRAL PORTION OF FORMER PEC PROPERTY; IN THE 520-SPACE PARKING LOT; 32 FT. WEST OF THE EAST FENCE & 30 FT. SOUTH OF THE NORTH FENCE
DRILLING CONTRACTOR: ENGINEERING & TESTING SERVICES, INC.	DRILLING METHOD: HOLLOW-STEM AUGERS	BOREHOLE SIZE: 8.0 IN. / BOREHOLE DEPTH: 16 FT.	
DATE STARTED: 10-18-88	DATE COMPLETED: 10-18-88	GROUND ELEV.: FT. / MEASURING POINT ELEV: FT. / WELL DEPTH: -NONE- FT.	
RIG: CME-55	DRILLER: T. HASKETT	HELPER: R. ZEBLEY	LOGGED BY: D. BELAN

DEPTH (FT.)	SOIL DESCRIPTION	SAMPLE NO.	SAMPLE TYPE	BLOW COUNTS(N)	P.I. METER	COMMENTS	WELL DATA
0					(ppm)		
	CONCRETE SLAB						
		0.5-2	SS	5-5-5	BG		N
	SILTY CLAY - grey to brown; slightly plastic; firm; damp: some sand; trace gravel	2-3.5	SS	4-3-6	BG		O
		3.5-5	SS	5-9-16	BG		W
5							E
	[hit obstruction at 6.5 ft. - relocated boring 30 ft. to the west]	(NO	SAMPLE	TAKEN)			L
						BOREHOLE SEALED WITH	L
	SILTY CLAY - brown; moderately plastic; firm; damp; some sand & gravel	6.5-8	SS	4-6-7	BG	ALTERNATING LAYERS OF	
		8-9.5	SS	4-7-11	BG	BENTONITE AND SAND	I
10						AGGREGATE UPON	N
		9.5-11	SS	6-7-8	BG	COMPLETION	S
	SANDY SILT - grey; nonplastic; firm; damp; some clay; trace gravel	11-12.5	SS	4-5-8	BG		T
	SAND & GRAVEL - some silt	12.5-14	SS	5-8-17	BG		A
	CLAYEY SILT - grey; slightly plastic; firm; damp; some sand; trace gravel						L
15		14.5 -16	SS	NA	BG		L
	END OF BORING AT 16 FT.						E
							D
20							
25							

NOTES: SS - split-spoon sample NA - not available
BG - background

STRATIGRAPHIC AND INSTRUMENTATION LOG
(OVERBURDEN)

PROJECT NAME: GM-MUNCIE
PROJECT NUMBER: 19703-02
CLIENT:
LOCATION: MUNCIE, INDIANA

HOLE DESIGNATION: SB-08 (coal staging)
DATE COMPLETED: February 21, 2002
DRILLING METHOD: 4-1/4" HSA
FIELD PERSONNEL: M. ELKINS

DEPTH ft BGS	STRATIGRAPHIC DESCRIPTION & REMARKS	DEPTH ft BGS	BOREHOLE INSTALLATION	SAMPLE NUMBER	SAMPLE INTERVAL	SAMPLE REC (%)	SAMPLE "N" VALUE
0	MH-SILT, loose consistency, slightly moist, light brown		BENTONITE CHIPS				
2	END OF BOREHOLE @ 2.0ft BGS	2.00	8" BOREHOLE				
4	NOTE: Coal only present at surface						
6							
8							
10							
12							
14							
16							
18							
20							
22							
24							
26							
28							
30							
32							
34							

NOTES: MEASURING POINT ELEVATIONS MAY CHANGE; REFER TO CURRENT ELEVATION TABLE

OVERBURDEN LOG 19703-02.GPJ CRA_CORP.GDT 5/21/03

SOIL BORING LOG / MONITORING WELL DIAGRAM

E.C. JORDAN CO.

PROJECT NO.: 5774-00	PROJECT NAME: HYDRA-MATIC/MUNCIE	BORING/WELL DESIGNATION: SB-8	BORING/WELL LOCATION: NE CORNER OF FORMER DELCO PROPERTY; 25 FT. SOUTH OF THE NORTH FENCE & 12 FT. WEST OF THE EAST FENCE
DRILLING CONTRACTOR: ENGINEERING & TESTING SERVICES, INC.	DRILLING METHOD: HOLLOW-STEM AUGERS	BOREHOLE SIZE: 8.0 IN.	BOREHOLE DEPTH: 15 FT.
DATE STARTED: 10-19-88	DATE COMPLETED: 10-19-88	GROUND ELEV.: FT.	MEASURING POINT ELEV: FT.
WELL DEPTH: -NONE- FT.			
RIG: CME-55	DRILLER: T. HASKETT	HELPER: R. ZEBLEY	LOGGED BY: D. ARGENTATI

DEPTH (FT.)	SOIL DESCRIPTION	SAMPLE NO.	SAMPLE TYPE	BLOW COUNTS(N)	P.I. METER	COMMENTS	WELL DATA
0					(ppm)		
	SANDY SILT - medium brown; nonplastic; soft	0-1.5	SS	2-2-4	BG		NO
		1.5-3	SS	3-3-3	BG		
		3-4.5	SS	2-2-2	BG		WELL
5		4.5-6	SS	1-3-4	BG		
		6-7.5	SS	3-3-3	BG	BOREHOLE SEALED WITH ALTERNATING LAYERS OF BENTONITE AND SAND AGGREGATE UPON COMPLETION	INSTALLED
	SILTY CLAY - dark brown to grey; some gravel; slightly plastic; soft	7.5-9	SS	2-3-4	BG		
10		9-10.5	SS	2-3-4	BG		
		10.5-12	SS	2-3-4	BG		
	SAND & GRAVEL - fine to coarse sand with fine gravel; poorly sorted; trace clay; firm; dry	12-13.5	SS	8-11-9	BG		
		13.5-15	SS	6-12-17	BG		
15	END OF BORING AT 15 FT.						
20							
25							

NOTES: SS - split-spoon sample
BG - background

STRATIGRAPHIC AND INSTRUMENTATION LOG
(OVERBURDEN)

PROJECT NAME: GM-MUNCIE
PROJECT NUMBER: 19703-02
CLIENT:
LOCATION: MUNCIE, INDIANA

HOLE DESIGNATION: SB-09 (coal staging)
DATE COMPLETED: February 21, 2002
DRILLING METHOD: 4-1/4" HSA
FIELD PERSONNEL: M. ELKINS

DEPTH ft BGS	STRATIGRAPHIC DESCRIPTION & REMARKS	DEPTH ft BGS	BOREHOLE INSTALLATION	SAMPLE NUMBER	SAMPLE INTERVAL	SAMPLE REC (%)	SAMPLE "N" VALUE
	COAL/ROCKS	0.50	BENTONITE CHIPS				
2	MH-SILT, loose consistency, dry, light brown with some orange models	2.00	8" BOREHOLE				
	END OF BOREHOLE @ 2.0ft BGS						

NOTES: MEASURING POINT ELEVATIONS MAY CHANGE; REFER TO CURRENT ELEVATION TABLE

OVERBURDEN LOG 19703-02.GPJ CRA_CORP.GDT 5/21/03

SOIL BORING LOG / MONITORING WELL DIAGRAM

E.C. JORDAN CO.

PROJECT NO.: 5774-00	PROJECT NAME: HYDRA-MATIC/MUNCIE	BORING/WELL DESIGNATION: SB-9	BORING/WELL LOCATION: EAST SIDE OF FORMER DELCO PROPERTY; NORTH OF 263-SPACE PARKING LOT; 10 FT NORTH OF LOT'S NORTH FENCE & 90 FT. WEST OF LOT'S EAST FENCE
DRILLING CONTRACTOR: ENGINEERING & TESTING SERVICES, INC.	DRILLING METHOD: HOLLOW-STEM AUGERS	BOREHOLE SIZE: 8.0 IN.	BOREHOLE DEPTH: 15.5 FT.
DATE STARTED: 10-19-88	DATE COMPLETED: 10-19-88	GROUND ELEV.: FT.	MEASURING POINT ELEV: FT.
WELL DEPTH: -NONE- FT.			
RIG: CME-55	DRILLER: T. HASKETT	HELPER: R. ZEBLEY	LOGGED BY: D. ARGENTATI

DEPTH (FT.)	SOIL DESCRIPTION	SAMPLE NO.	SAMPLE TYPE	BLOW COUNTS(N)	P.I. METER	COMMENTS	WELL DATA
0					(ppm)		
	FILL - sand and gravel	0.5-2.0	SS	5-3-2	BG		N
		2-3.5	SS	4-3-4	BG		O
		3.5-5	SS	2-2-3	BG		W
5							E
	SANDY CLAY - medium brown; soft; moderately plastic; trace gravel; moist	5-6.5	SS	2-2-2	BG	BOREHOLE SEALED WITH	L
		6.5-8	SS	1-2-1	BG	ALTERNATING LAYERS OF	L
		8-9.5	SS	2-3-7	BG	BENTONITE AND SAND AGGREGATE UPON	I
10	(cobble at 10 ft.)	9.5-11	SS	9-17-13	BG	COMPLETION	N
	(perched water at 11 ft.)	11-12.5	SS	9-14-20	BG		S
	GRAVELLY SILT - grey; some sand; very stiff to hard; non-plastic; dry	12.5-14	SS	19-27-38	BG		T
							A
15		14-15.	SS	21-50-REF	BG		L
	END OF BORING AT 15.5 FT.						L
							E
							D
20							
25							

NOTES: SS - solit-spoon sample REF - refusal
BG - background

STRATIGRAPHIC AND INSTRUMENTATION LOG
(OVERBURDEN)

PROJECT NAME: GM-MUNCIE
PROJECT NUMBER: 19703-02
CLIENT:
LOCATION: MUNCIE, INDIANA

HOLE DESIGNATION: SB-10 (coal staging)
DATE COMPLETED: February 21, 2002
DRILLING METHOD: 4-1/4" HSA
FIELD PERSONNEL: M. ELKINS

DEPTH ft BGS	STRATIGRAPHIC DESCRIPTION & REMARKS	DEPTH ft BGS	BOREHOLE INSTALLATION	SAMPLE NUMBER	SAMPLE INTERVAL	SAMPLE REC (%)	SAMPLE "N" VALUE
	COAL/ROCKS	0.50	BENTONITE CHIPS	1SS			0.79
2	MH-SILT, loose consistency, dry, light brown with some orange models	2.50	8" BOREHOLE	2SS			1.41
4	CL-CLAY, firm consistency, dry, gray	4.00					
	END OF BOREHOLE @ 4.0ft BGS						
6							
8							
10							
12							
14							
16							
18							
20							
22							
24							
26							
28							
30							
32							
34							

NOTES: MEASURING POINT ELEVATIONS MAY CHANGE; REFER TO CURRENT ELEVATION TABLE

OVERBURDEN LOG 19703-02.GPJ CRA_CORP.GDT 5/21/03

SOIL BORING LOG / MONITORING WELL DIAGRAM

E.C. JORDAN CO.

PROJECT NO.: 5774-00	PROJECT NAME: HYDRA-MATIC/MUNCIE	BORING/WELL DESIGNATION: SB-10	BORING/WELL LOCATION: NE CORNER OF TRANSMISSION PLANT PROP., IN ZF3-SPACE PARKING LOT, 9 FT. NORTH OF LOT'S SOUTH FENCE & 43 FT. EAST OF THE ENTRANCE GATE
DRILLING CONTRACTOR: ENGINEERING & TESTING SERVICES, INC.	DRILLING METHOD: HOLLOW-STEM AUGERS	BOREHOLE SIZE: 8.0 IN.	BOREHOLE DEPTH: 15 FT.
STARTED: 10-20-88	DATE COMPLETED: 10-20-88	GROUND ELEV.: FT.	MEASURING POINT ELEV: FT.
WELL DEPTH: -NONE- FT.			
RIG: CME-55	DRILLER: T. HASKETT	HELPER: R. ZEBLEY	LOGGED BY: D. ARGENTATI

DEPTH (FT.)	SOIL DESCRIPTION	SAMPLE NO.	SAMPLE TYPE	BLOW COUNTS(N)	P.I. METER (ppm)	COMMENTS	WELL DATA
0	ASPHALT						
	SILTY CLAY - brown; moderately plastic; soft; moist; trace sand and gravel	0.5-2.5	SS	2-2-2-3	BG		NO
		3-5	SS	2-2-5-6	BG		WELL
5	SAND - brown; very loose; dry; trace gravel and silt	5.5-7.5	SS	1-0-1-0	BG	BOREHOLE SEALED WITH ALTERNATING LAYERS OF BENTONITE AND SAND AGGREGATE UPON COMPLETION	INSTALLED
	SILTY SAND - brown; firm; wet (perched water at 9 ft.)	8-10	SS	2-10-16-18	BG		
10	SILTY SAND - brown to grey; very firm to very dense; dry; some gravel	10-12	SS	8-19-33-45	BG		
	CLAYEY SILT - grey; hard; slightly plastic; dry; some sand & gravel	13-15	SS	17-36-69-48	BG		
15	END OF BORING AT 15 FT.						
20							
25							

NOTE: SS - split-spoon sample
BG - background

STRATIGRAPHIC AND INSTRUMENTATION LOG (OVERBURDEN)

PROJECT NAME: GM-MUNCIE
PROJECT NUMBER: 19703
CLIENT: GM
LOCATION: MUNCIE, IN

HOLE DESIGNATION: SB-11
DATE COMPLETED: February 25, 2002
DRILLING METHOD: SPLIT SPOON/HOLLOY STEM AUGER
FIELD PERSONNEL: L. BURRILL

DEPTH ft BGS	STRATIGRAPHIC DESCRIPTION & REMARKS	DEPTH ft BGS	MONITOR INSTALLATION	SAMPLE NUMBER	SAMPLE INTERVAL	SAMPLE REC (ft)	'N' VALUE	PID (ppm)
	CONCRETE			1			15	0
	SP-SAND AND GRAVEL, som ecoal, loose, black, dry	1.00		2			5	0
	SM-SILTY SAND, some coal and brick, trace gravel, low plasticity, brown, moist	3.00		3			7	0
	CM-SANDY CLAY, some coal, coarse sand, silt, loose, brown, moist	5.00		4			11	1.5
	CL-CLAY, coarse sand, some coal and gravel, soft, black, wet	8.00	BENTONITE	5			14	1.7
	CI-SILTY CLAY, some gravel, loose, brown, dry	9.50		6			15	0
	CL-CLAY, trace brick and coal, coarse sand and gravel, loose, black, wet	11.00		7			18	0
	CI-SILTY CLAY, some gravel, brown, dry	12.00						
	CL-CLAY, firm, some silt, brown, dry	13.00						
	GC-GRAVEL and clay, coarse sand, loose, grey, wet	15.50						
	CI-SILTY CLAY, some gravel, stiff, grey, dry	16.00						
	END OF BOREHOLE @ 17.0ft BGS	17.00						

NOTES: MEASURING POINT ELEVATIONS MAY CHANGE; REFER TO CURRENT ELEVATION TABLE

CHEMICAL ANALYSIS (oval)

OVERBURDEN LOG 19703.GPJ CRA_CORP.GDT 5/30/06

STRATIGRAPHIC AND INSTRUMENTATION LOG (OVERBURDEN)

PROJECT NAME: GM-MUNCIE
PROJECT NUMBER: 19703
CLIENT: GM
LOCATION: MUNCIE, IN

HOLE DESIGNATION: SB-12
DATE COMPLETED: February 25, 2002
DRILLING METHOD: SPLIT SPOON/HOLLOY STEM AUGER
FIELD PERSONNEL: L. BURRILL

DEPTH ft BGS	STRATIGRAPHIC DESCRIPTION & REMARKS	DEPTH ft BGS
	CONCRETE	
	GP-GRAVEL and coarse sand, compact, brown, dry	1.00
	CI-SILTY CLAY with trace gravel, firm, medium plasticity, brown, moist	3.00
	GP-GRAVEL and coarse sand, loose, brown, dry	6.00
	CL-CLAY with coarse sand, trace gravel, dirm, low pasticity, brown with grey marbling, moist	6.50
	CL-CLAY and gravel, coarse sand, soft, brown, wet	7.00
	CI-SILTY CLAY, firm, trace gravel, brown, dry	8.00
	CL-GRAVELLY CLAY, soft, coarse sand, black, wet	9.00
	CI-SILTY CLAY with trace gravel, stiff, brown, dry	9.50
	CL-GRAVELLY CLAY, soft, coarse sand, black, wet	11.00
	SP-SAND AND GRAVEL, coarse grained, loose, grey, dry	14.50
	CL-GRAVELLY CLAY, soft, medium plasticity, grey, wet	15.00
	END OF BOREHOLE @ 17.0ft BGS	17.00

MONITOR INSTALLATION: BENTONITE

SAMPLE NUMBER	INTERVAL	REC (ft)	'N' VALUE	PID (ppm)
1			13	0
2			6	0
3			16	0
4			22	0
5			24	0
6			12	0
7			12	0
8			8	0

NOTES: MEASURING POINT ELEVATIONS MAY CHANGE; REFER TO CURRENT ELEVATION TABLE

OVERBURDEN LOG 19703.GPJ CRA_CORP.GDT 5/30/06

SOIL BORING LOG / MONITORING WELL DIAGRAM

E.C. JORDAN CO.

PROJECT NO.: 5774-00	PROJECT NAME: HYDRA-MATIC/MUNCIE		BORING/WELL DESIGNATION: SB-12	BORING/WELL LOCATION: NE CORNER OF TRANSMISSION PLANT PROPERTY; 7 FT. WEST & 15 FT. SOUTH OF THE NE CORNER OF THE CONTAINMENT WALL FOR THE ABOVE GROUND STORAGE TANKS
DRILLING CONTRACTOR: ENGINEERING & TESTING SERVICES, INC.	DRILLING METHOD: HOLLOW-STEM AUGERS		BOREHOLE SIZE: 8.0 IN.	BOREHOLE DEPTH: 15 FT.
DATE STARTED: 10-24-88	DATE COMPLETED: 10-24-88	GROUND ELEV.: FT.	MEASURING POINT ELEV: FT.	WELL DEPTH: -NONE- FT.
RIG: CME-55	DRILLER: T. HASKETT	HELPER: R. ZEBLEY	LOGGED BY: D. ARGENTATI	

DEPTH (FT.)	SOIL DESCRIPTION	SAMPLE NO.	SAMPLE TYPE	BLOW COUNTS(N)	P.I. METER (ppm)	COMMENTS	WELL DATA
0							
	SILTY CLAY - brown; slightly plastic; firm; moist; some sand; trace gravel	1-3	SS	8-7-3-2	BG		N
		3-5	SS	3-4-5-7	BG		O
5							W
	SANDY CLAY - brown; slightly plastic; firm; moist; some silt; trace gravel	5.5-7.5	SS	6-8-8-14	BG	BOREHOLE SEALED WITH ALTERNATING LAYERS OF BENTONITE AND SAND AGGREGATE UPON COMPLETION	E L L
		8-10	SS	8-10-10-14	10		I
10	CLAYEY SAND - brown; firm; moist; trace gravel	10.5-12.5	SS	10-21-30-22	BG		N S T A L L E D
	SILTY CLAY - gray; slightly plastic; stiff; dry; some sand and gravel	13-15	SS	8-10-12-12	BG		
15	END OF BORING AT 15 FT.						
20							
25							

NOTES: SS - split-spoon sample
BG - background

STRATIGRAPHIC AND INSTRUMENTATION LOG (OVERBURDEN)

PROJECT NAME: GM-MUNCIE
PROJECT NUMBER: 19703
CLIENT: GM
LOCATION: MUNCIE, IN

HOLE DESIGNATION: SB-13
DATE COMPLETED: February 26, 2002
DRILLING METHOD: HAND AUGER
FIELD PERSONNEL: L. BURRILL

DEPTH ft BGS	STRATIGRAPHIC DESCRIPTION & REMARKS	DEPTH ft BGS	MONITOR INSTALLATION	SAMPLE NUMBER	SAMPLE INTERVAL	SAMPLE REC (ft)	SAMPLE 'N' VALUE	SAMPLE PID (ppm)
	CONCRETE							
	GC-GRAVEL AND CLAY, some coarse sand, trace cobbles, loose, brown, dry	1.00		1				0
2	CI-SILTY CLAY, trace gravel and cobbles, loose, medium plasticity, dark brown, dry	2.00 2.50		2				0
	GM-SAND AND GRAVEL, coarse grained, some cobbles, loose, brown, dry	4.00		3				0
4	SC-CLAY AND SAND, trace cobbles, fine sand, some gravel, loose, dark brown, dry	4.50 5.00	BENTONITE	4				0
	CL-CLAY AND GRAVEL, some cobbles, low plasticity, loose, dark brown, dry			5				0
6	CI-SILTY CLAY, loose, dark brown, dry, strong odour	7.00		6				1.6
8	CI-CLAY with trace cobbles, silty, brown, dry, strong odour			7				1.4
10	END OF BOREHOLE @ 10.0ft BGS	10.00						
12								
14								
16								
18								
20								
22								
24								
26								
28								
30								
32								
34								

NOTES: MEASURING POINT ELEVATIONS MAY CHANGE; REFER TO CURRENT ELEVATION TABLE

OVERBURDEN LOG 19703.GPJ CRA_CORP.GDT 5/29/06

SOIL BORING LOG / MONITORING WELL DIAGRAM

E.C. JORDAN CO.

PROJECT NO.: 5774-00	PROJECT NAME: HYDRA-MATIC/MONDIE	BORING/WELL DESIGNATION: SB-13	BORING/WELL LOCATION: NE CORNER OF TRANSMISSION PLANT PROP.; 35 FT. EAST & 10 FT. SOUTH OF THE SW CORNER OF THE CONTAINMENT WALL FOR THE ABOVE GROUND STORAGE TANKS	
DRILLING CONTRACTOR: ENGINEERING & TESTING SERVICES, INC.	DRILLING METHOD: HOLLOW-STEM AUGERS	BOREHOLE SIZE: 8.0 IN.	BOREHOLE DEPTH: 15 FT.	
DATE STARTED: 10-24-88	DATE COMPLETED: 10-24-88	GROUND ELEV.: FT.	MEASURING POINT ELEV: FT.	WELL DEPTH: -NONE- FT.
RIG: CME-55	DRILLER: T. HASKETT	HELPER: R. ZEBLEY	LOGGED BY: D. ARGENTATI	

DEPTH (FT.)	SOIL DESCRIPTION	SAMPLE NO.	SAMPLE TYPE	BLOW COUNTS(N)	P.I. METER	COMMENTS	WELL DATA
0					(ppm)		
	CLAYEY SILT - brown to grey; slightly plastic; soft; some sand	1-3	SS	4-3-3-3	BG		N
		3-5	SS	5-4-3-8	BG		G
5							W
	SILTY CLAY - brown; slightly plastic; very stiff; moist; some sand	5.5-7.5	SS	16-18-20-19	BG	BOREHOLE SEALED WITH ALTERNATING LAYERS OF BENTONITE AND SAND AGGREGATE UPON COMPLETION	E L L
		8-10	SS	4-4-7-8	BG		I N S T A L L E D
10		10-12	SS	19-23-26-27	BG		
	SILT - grey; slightly plastic; very stiff; dry; some sand and gravel; trace clay	13-15	SS	21-23-23-19	BG		
15	END OF BORING AT 15 FT.						
20							
25							

NOTES: SS - split-spoon sample
BG - background

STRATIGRAPHIC AND INSTRUMENTATION LOG
(OVERBURDEN)

PROJECT NAME: GM-MUNCIE
PROJECT NUMBER: 19703
CLIENT: GM
LOCATION: MUNCIE, IN

HOLE DESIGNATION: SB-14
DATE COMPLETED: February 26, 2002
DRILLING METHOD: HOLLOW STEM AUGER
FIELD PERSONNEL: L. BURRILL

DEPTH ft BGS	STRATIGRAPHIC DESCRIPTION & REMARKS	DEPTH ft BGS	MONITOR INSTALLATION	SAMPLE NUMBER	SAMPLE INTERVAL	SAMPLE REC (ft)	SAMPLE 'N' VALUE
	CONCRETE						
	PEA GRAVEL	1.00	BENTONITE				
4	END OF BOREHOLE @ 4.0ft BGS	4.00					

NOTES: MEASURING POINT ELEVATIONS MAY CHANGE; REFER TO CURRENT ELEVATION TABLE

OVERBURDEN LOG 19703.GPJ CRA_CORP.GDT 5/29/06

STRATIGRAPHIC AND INSTRUMENTATION LOG (OVERBURDEN)

PROJECT NAME: GM-MUNCIE
PROJECT NUMBER: 19703-02
CLIENT:
LOCATION: MUNCIE, INDIANA

HOLE DESIGNATION: SB-15
DATE COMPLETED: February 21, 2002
DRILLING METHOD: 4-1/4" HSA
FIELD PERSONNEL: M. ELKINS

DEPTH ft BGS	STRATIGRAPHIC DESCRIPTION & REMARKS	DEPTH ft BGS
0	GP/SW-FINE GRAVEL WITH COARSE SAND, loose, consistency, dry, light brown	
		1.50
2	SW/GP-COARSE SAND WITH FINE GRAVEL, loose consistency, dry, brown	2.50
	MH-SILT, stiff consistency, with trace fine gravel, dry, brown	3.50
4	ROCK IN SPLIT SPOON	4.00
	SP-MEDIUM SAND, compact consistency, dry, brown	4.50
6	GP/SW-FINE GRAVEL WITH COARSE SAND, poorly graded, dry, gray, (looks like fill material), compact consistency	6.00
8	GP/SW-FINE GRAVEL WITH COARSE SAND, poorly graded, moist, brown, compact consistency	8.50
	ML-SILT, with fine gravel, compact consistency, dry, brown	10.00
10	END OF BOREHOLE @ 10.0ft BGS	
12	NOTE: Collected Sample -005 at 4.5'-6'. Most of this material looks like fill material	
14		
16		
18		
20		
22		
24		
26		
28		
30		
32		
34		

BOREHOLE INSTALLATION: BENTONITE CHIPS; 8" BOREHOLE

SAMPLE NUMBER	INTERVAL	REC (%)	"N" VALUE	PID (ppm)
1SS		8		0
2SS		18		0
3SS		27		0
4SS		23		0
5SS		22		0

NOTES: MEASURING POINT ELEVATIONS MAY CHANGE; REFER TO CURRENT ELEVATION TABLE

OVERBURDEN LOG 19703-02.GPJ CRA_CORP.GDT 5/21/03

STRATIGRAPHIC AND INSTRUMENTATION LOG (OVERBURDEN)

PROJECT NAME: GM-MUNCIE
PROJECT NUMBER: 19703
CLIENT: GM
LOCATION: MUNCIE, IN

HOLE DESIGNATION: SB-16
DATE COMPLETED: February 21, 2002
DRILLING METHOD: HAND AUGER
FIELD PERSONNEL: L. BURRILL

DEPTH ft BGS	STRATIGRAPHIC DESCRIPTION & REMARKS	DEPTH ft BGS	MONITOR INSTALLATION	SAMPLE NUMBER	SAMPLE INTERVAL	SAMPLE REC (ft)	SAMPLE 'N' VALUE	SAMPLE PID (ppm)
	CONCRETE							
	SP/GP-SAND AND GRAVEL, loose, brown, dry	1.00		1				0
2		3.00		2				0
	SC-SAND, coarse grained, with some clay, loose, trace gravel, low plasticity, brown, dry	4.00		3				0
4	SP-SAND with some gravel, coarse grained, loose, brown, dry	5.00	BENTONITE	4				0
	SC-SAND, coarse grained, some clay, trace gravel, loose, brown, dry	6.00		5				0
6	SC-SAND, coarse grained, some clay, loose, some gravel, low plasticity, dry	7.00		6				0
	SP/GP-SAND AND GRAVEL, coarse sand, loose, trace silt, brown, dry	7.50		7				0
8	CL-CLAY with some gravel and silt, coarse sand, firm, brown, dry	8.50		8				0
	SM-SILTY SAND, loose, some gravel, brown, dry	10.00						
10	END OF BOREHOLE @ 10.0ft BGS							
12								
14								
16								
18								
20								
22								
24								
26								
28								
30								
32								
34								

NOTES: MEASURING POINT ELEVATIONS MAY CHANGE; REFER TO CURRENT ELEVATION TABLE

CHEMICAL ANALYSIS (○)

OVERBURDEN LOG 19703.GPJ CRA_CORP.GDT 5/29/06

SOIL BORING LOG / MONITORING WELL DIAGRAM

E.C. JORDAN CO.

PROJECT NO.: 5774-00	PROJECT NAME: HYDRA-MATIC/MUNCIE	BORING/WELL DESIGNATION: SB-16	BORING/WELL LOCATION: NORTH-CENTRAL PORTION OF TRANSMISSION PLANT PROPERTY; 200 FT. EAST AND 45 FT. NORTH OF THE NE CORNER OF THE POWER HOUSE
CONTRACTOR: ENGINEERING & TESTING SERVICES, INC.	DRILLING METHOD: HOLLOW-STEM AUGERS	BOREHOLE SIZE: 8.0 IN.	BOREHOLE DEPTH: 20 FT.
DATE STARTED: 10-24-88	DATE COMPLETED: 10-24-88	GROUND ELEV.: FT.	MEASURING POINT ELEV: FT.
RIG: CME-55	DRILLER: T. HASKETT	HELPER: R. ZEBLEY	LOGGED BY: D. ARGENTATI

DEPTH (FT.)	SOIL DESCRIPTION	SAMPLE NO.	SAMPLE TYPE	BLOW COUNTS(N)	P.I. METER	COMMENTS	WELL DATA
0					(ppm)		
		1-3	SS	3-6-12-14	BG		NO
		3-5	SS	9-12-14-16	BG		WE
5	SILTY CLAY - brown; slightly plastic; stiff; dry; some sand; trace gravel						LL
		5.5-7.5	SS	7-25-10-14	BG	BOREHOLE SEALED WITH ALTERNATING LAYERS OF BENTONITE AND SAND AGGREGATE UPON COMPLETION	L
	(cobble at 8 ft.)						
		8-10	SS	30-15-8-8	BG		IN
10							NS
	SAND & GRAVEL - brown; firm; dry; fine gravel	10.5-12.5	SS	13-10-16-13	BG		TA
	GRAVELLY SILT - grey; nonplastic; hard; moist; some sand; trace clay	13-15	SS	50-33-13-8	BG		LL
15							LE
	GRAVELLY SILT - brown; nonplastic; stiff; moist; some sand;	15.5-17.5	SS	8-9-15-27	BG		D
	CLAYEY SILT - grey; slightly plastic; hard; dry; some gravel; trace sand	18-20	SS	28-52-55-61	BG		
20	END OF BORING AT 20 FT.						
25							

NOTES: SS - split-spoon sample
BG - background

STRATIGRAPHIC AND INSTRUMENTATION LOG
(OVERBURDEN)

PROJECT NAME: GM-MUNCIE
PROJECT NUMBER: 19703
CLIENT: GM
LOCATION: MUNCIE, IN

HOLE DESIGNATION: SB-17
DATE COMPLETED: February 25, 2002
DRILLING METHOD: HAND AUGER
FIELD PERSONNEL: L. BURRILL

DEPTH ft BGS	STRATIGRAPHIC DESCRIPTION & REMARKS	DEPTH ft BGS	MONITOR INSTALLATION	SAMPLE NUMBER	SAMPLE INTERVAL	SAMPLE REC (ft)	SAMPLE 'N' VALUE	SAMPLE PID (ppm)
0	CONCRETE							
	SP/GP-SAND AND GRAVEL, coarse grained sand, loose, brown, dry	1.00		1				0
4	GP-GRAVEL AND SAND, coarse grained, trace clay, some cobbles, loose, brown, dry	4.00	BENTONITE	2				0
10	END OF BOREHOLE @ 10.0ft BGS	10.00						

NOTES: MEASURING POINT ELEVATIONS MAY CHANGE; REFER TO CURRENT ELEVATION TABLE

OVERBURDEN LOG 19703.GPJ CRA_CORP.GDT 5/29/06

SOIL BORING LOG / MONITORING WELL DIAGRAM

E.C. JORDAN CO.

PROJECT NO.: 5774-00	PROJECT NAME: HYDRA-MATIC/MUNCIE	BORING/WELL DESIGNATION: SB-17	BORING/WELL LOCATION: NORTH-CENTRAL PORTION OF TRANSMISSION PLANT PROPERTY; 135 FT. EAST & 45 FT. NORTH OF THE NE CORNER OF THE POWER HOUSE
DRILLING CONTRACTOR: ENGINEERING & TESTING SERVICES, INC.	DRILLING METHOD: HOLLOW-STEM AUGERS	BOREHOLE SIZE: 8.0 IN.	BOREHOLE DEPTH: 20 FT.
DATE STARTED: 10-24-88	DATE COMPLETED: 10-24-88	GROUND ELEV.: FT.	MEASURING POINT ELEV: FT.
WELL DEPTH: -NONE- FT.			
RIG: CME-55	DRILLER: T. HASKETT	HELPER: R. ZEBLEY	LOGGED BY: D. ARGENTATI

DEPTH (FT.)	SOIL DESCRIPTION	SAMPLE NO.	SAMPLE TYPE	BLOW COUNTS(N)	P.I. METER	COMMENTS	WELL DATA
0					(ppm)		
		1-3	SS	3-3-8-8	BG		N
		3-5	SS	6-11-14-13	BG		O
5	SILTY CLAY - brown; slightly plastic; firm to stiff; dry; some sand						W
		5.5-7.5	SS	5-6-8-13	BG	BOREHOLE SEALED WITH	E
						ALTERNATING LAYERS OF	L
		8-10	SS	4-7-12-16	BG	BENTONITE AND SAND	L
10						AGGREGATE UPON	I
	SAND & GRAVEL - brown; firm; dry: fine gravel	10.5-12.5	SS	6-16-14-13	BG	COMPLETION	N
	SAND & GRAVEL - brown; dense to very dense; dry: fine to coarse gravel; trace silt	13-15	SS	17-37-40-50	BG		S
15							T
	GRAVELLY SILT - brown; nonplastic; hard; dry: some sand	15.5-17.5	SS	19-35-42-50	BG		A
		18-20	SS	65-137-REF	BG		L
20	END OF BORING AT 20 FT.						L
							E
							D
25							

NOTES: SS - split-spoon sample
BG - background
REF - refusal

SOIL BORING LOG / MONITORING WELL DIAGRAM

E.C. JORDAN CO.

PROJECT NO.: 5774-01	PROJECT NAME: HYDRA-MATIC, MUNCIE	BORING/WELL DESIGNATION: SB-23	BORING/WELL LOCATION:
DRILLING CONTRACTOR: ENGINEERING & TESTING SERVICES, INC.	DRILLING METHOD: HOLLOW-STEM AUGERS	BOREHOLE SIZE: 6 IN.	BOREHOLE DEPTH: 20 FT.
DATE STARTED: 9-10-89	DATE COMPLETED: 9-10-89	GROUND ELEV.: FT.	MEASURING POINT ELEV.: FT.
			WELL DEPTH: NONE FT.
RIG: CME-55	DRILLER: A. DENNY	HELPER: D. BLACK	LOGGED BY: D. ARGENTATI

DEPTH FT.	SOIL DESCRIPTION	SAMPLE NO.	SAMPLE TYPE	BLOW COUNTS(N)	P.I. METER	COMMENTS	WELL DATA
0					(ppm)		
	SILTY CLAY - medium-brown, slightly plastic, soft, dry, some sand	0-2	SS	1/1/1/1	BG		
	SILTY CLAY - medium-brown, slightly plastic, soft, dry some gravel, trace sand	2-4	SS	1/1/2/2	BG		
5		4-6	SS	1/1/3/4	BG		
	CLAYEY SILT - medium-brown, firm, dry, some sand	6-8	SS	4/5/7/10	BG		
		9-10	SS	5/7/10/12	BG		
10							
	SANDY SILT - medium-brown, firm	13-15	SS	2/7/15/23	BG		
	CLAYEY SILT - gray and brown, mottled, firm, some thin sand, seams that are wet						
15							
	SILTY CLAY - medium-brown, stiff, some thin wet sand seams, trace gravel	19-20	SS	20/38/3/50 for 2 inches	BG		
20	END OF BORING AT 20 FT.						
25							
30							

NOTES: SS - Split-spoon sample
BG - background

SOIL BORING LOG / MONITORING WELL DIAGRAM — E.I. JORDAN CO.

PROJECT NO.: 5774-01	PROJECT NAME: HYDRA-MATIC/MUNCIE	BORING/WELL DESIGNATION: BB-24	BORING/WELL LOCATION:	
DRILLING CONTRACTOR: ENGINEERING & TESTING SERVICES, INC.	DRILLING METHOD: HOLLOW-STEM AUGERS	BOREHOLE SIZE: 6 IN.	BOREHOLE DEPTH: 20 FT.	
DATE STARTED: 9-10-89	DATE COMPLETED: 9-10-89	GROUND ELEV.: FT.	MEASURING POINT ELEV: FT.	WELL DEPTH: NONE FT.
RIG: CME-55	DRILLER: M. DENNY	HELPER: C. BLACK	LOGGED BY: C. ARGENTATI	

DEPTH FT.	SOIL DESCRIPTION	SAMPLE NO.	SAMPLE TYPE	BLOW COUNTS(N)	P.I. METER	COMMENTS	WELL DATA
0	CONCRETE				conc		
	CLAYEY SILT - gray to brown, trace black staining, dry	0-2	SS	1/2/1	BG		N O
	SILTY CLAY - medium-brown, slightly plastic, soft, dry, some sand	2-4	SS	1/2/3/3	BG		
5	SANDY CLAY - medium-brown, slightly plastic, soft, dry, some silt, trace gravel	4-6	SS	1/2/2/4	BG		
	CLAYEY SILT - medium-brown, soft, dry, some sand, trace gravel	6-8	SS	2/3/3/4	BG		
	SILTY CLAY - medium-brown, slightly plastic, firm, dry, some wet sand seams, some gravel	8-10	SS	2/5/7/10	BG		
10							
	SAND AND GRAVEL - medium-brown, coarse sand, fine gravel, loose, wet, slight petroleum odor	13-15	SS	5/10/15/13	BG		
15							
	SAND AND GRAVEL - medium-brown, coarse sand, fine gravel, loose, wet	18-20	SS	11/9/13/14	BG		
20	END OF BORING AT 20 FT.						
25							
30							

NOTES: SS - Split-spoon sample
BG - background

PROJECT NO.: 5774-01	PROJECT NAME: HYDRA-MATIC/MUNCIE	BORING/WELL DESIGNATION: SB-20	BORING/WELL LOCATION:
DRILLING CONTRACTOR: ENGINEERING & TESTING SERVICES, INC.	DRILLING METHOD: HOLLOW-STEM AUGERS	BOREHOLE SIZE: 8 IN.	BOREHOLE DEPTH: 20 FT.
DATE STARTED: 9-11-89	DATE COMPLETED: 9-11-89	GROUND ELEV.: FT.	MEASURING POINT ELEV: FT.
			WELL DEPTH: NONE FT.
RIG: CME-55	DRILLER: M. DENNY	HELPER: J. BLACK	LOGGED BY: D. ARGENTATI

DEPTH (FT.)	SOIL DESCRIPTION	SAMPLE NO.	SAMPLE TYPE	BLOW COUNTS(N)	P.I. METER	COMMENTS	WELL DATA
0					(ppm)		
	FILL - brick fragments, concrete, wood, gravel, dry	0-2	SS	2/6/6/8	BG		
		2-4	SS	8/9/30/10	BG		
5		4-6	SS	8/25/27/8	BG		
		6-8	SS	17/50 for 4 inches	BG		
		8-10	SS	5/5/3/6	BG		
10	SAND AND GRAVEL - medium-brown, coarse sand, fine gravel, dry, slight petroleum odor						
		13-15	SS	11/20/19/20	BG		
15							
	(moist at 19.5 ft.)						
	CLAYEY SILT - gray, very stiff, dry, some gravel	18-20	SS	15/19/27/25	BG		
20	END OF BORING AT 20 FT.						
25							
30							

NOTES: SS - Split-spoon sample
BG - background

SOIL BORING LOG / MONITORING WELL DIAGRAM

E.C. JORDAN CO.

PROJECT NO.: 5774-01	PROJECT NAME: HYDRA-MATIC/MUNCIE	BORING/WELL DESIGNATION: SB-26	BORING/WELL LOCATION:
DRILLING CONTRACTOR: ENGINEERING & TESTING SERVICES, INC.	DRILLING METHOD: HOLLOW-STEM AUGERS	BOREHOLE SIZE: 8 IN.	BOREHOLE DEPTH: 20 FT.
DATE STARTED: 9- 6-89	DATE COMPLETED: 9- 6-89	GROUND ELEV.: FT.	MEASURING POINT ELEV: FT.
RIG: CME-55	DRILLER: M. DENNY	HELPER: D. BLACK	LOGGED BY: D. ARGENTATI

DEPTH (FT.)	SOIL DESCRIPTION	SAMPLE NO.	SAMPLE TYPE	BLOW COUNTS(N)	P.I. METER (ppm)	COMMENTS	WELL DATA
0	FILL - brick, gravel, concrete, wood	0-2	SS	4/4/4/5	BG		NO WELL INSTALLED
		2-4	SS	4/3/4/15	BG		
5		4-6	SS	1/3/50 for 4 inches	BG		
		6-8	SS	50 for 3 inches	BG		
	GRAVELLY CLAY - medium-brown, soft, dry	8-10	SS	3/4/4/4	BG		
10	CLAYEY SAND AND GRAVEL - medium-brown, loose, dry						
	SAND AND GRAVEL - medium-brown, firm, dry, slight petroleum odor	13-15	SS	9/18/15/20	BG		
15							
	GRAVELLY SILT - gray, very stiff, dry	18-20	SS	9/20/22/22	BG		
20	END OF BORING AT 20 FT.						
25							

NOTES: SS - Split-spoon sample
BG - Background

PAGE 1 OF 1

SOIL BORING LOG / MONITORING WELL DIAGRAM

E.C. JORDAN CO.

PROJECT NO.: 5774-01	PROJECT NAME: HYDRA-MATIC/MUNCIE	BORING/WELL DESIGNATION: SB-27	BORING/WELL LOCATION:
DRILLING CONTRACTOR: ENGINEERING & TESTING SERVICES, INC.	DRILLING METHOD: HOLLOW-STEM AUGERS	BOREHOLE SIZE: 8 IN.	BOREHOLE IN 10 FT.
DATE STARTED: 9- 6-89	DATE COMPLETED: 9- 6-89	GROUND ELEV.: FT.	MEASURING POINT ELEV: FT.
WELL DEPTH: NONE FT.			
RIG: CME-55	DRILLER: M. DENNY	HELPER: J. BLACK	LOGGED BY: D. ARGENTATI

DEPTH (FT.)	SOIL DESCRIPTION	SAMPLE NO.	SAMPLE TYPE	BLOW COUNTS(N)	P.I. METER (ppm)	COMMENTS	WELL DATA
0	CONCRETE						
	SILTY CLAY - gray and brown, mottled, slightly plastic, soft, dry, trace gravel	0-2	SS	2/3/4/9	BG		
	CLAYEY SILT - medium-brown, firm, dry, some gravel	2-4	SS	3/5/7/9	BG		
5		4-6	SS	3/4/6/9	BG		
		6-8	SS	3/15/9/10	BG		
		8-10	SS	4/5/9/12	BG		
10	END OF BORING AT 10 FT.						
15							
20							
25							
30							

NOTES: SS - Split-spoon sample
BG - background

SOIL BORING LOG / MONITORING WELL DIAGRAM

E.C. JORDAN CO.

PROJECT NO.: 5774-01	PROJECT NAME: HYDRA-MATIC/MUNCIE	BORING/WELL DESIGNATION: SB-28		BORING/WELL LOCATION:
DRILLING CONTRACTOR: ENGINEERING & TESTING SERVICES, INC.	DRILLING METHOD: HOLLOW-STEM AUGERS	BOREHOLE SIZE: 8 IN.	BOREHOLE IN 10 FT.	
DATE STARTED: 4- 5-89	DATE COMPLETED: 4- 6-89	GROUND ELEV.: FT.	MEASURING POINT ELEV: FT.	WELL DEPTH: NONE FT.
RIG: CME-55	DRILLER: M. DENNY	HELPER: D. BLACK	LOGGED BY: L. ARGENTATI	

DEPTH (FT.)	SOIL DESCRIPTION	SAMPLE NO.	SAMPLE TYPE	BLOW COUNTS(N)	P.I. METER (ppm)	COMMENTS	WELL DATA
0	CONCRETE AND FILL - brick fragments, gravel	0-2	SS				
	CLAYEY SILT - medium-brown, slightly plastic, firm, dry, some sand, some gravel	2-4	SS	2/2/4/9	BG		
5		4-6	SS	7/12/5/10	BG		
		6-8	SS	5/6/7/11	BG		
		8-10	SS	5/7/12/16	BG		
10	END OF BORING AT 10 FT.						
15							
20							
25							
30							

NOTES: SS - Split-spoon sample
BG - background

SOIL BORING LOG / MONITORING WELL DIAGRAM

E.C. JORDAN CO.

PROJECT NO.: 5774-01	PROJECT NAME: HYDRA-MATIC/MUNCIE	BORING/WELL DESIGNATION: SB-29	BORING/WELL LOCATION:
DRILLING CONTRACTOR: ENGINEERING & TESTING SERVICES, INC.	DRILLING METHOD: HOLLOW-STEM AUGERS	BOREHOLE SIZE: 8 IN.	BOREHOLE IN 14 FT.
DATE STARTED: 4- 6-89	DATE COMPLETED: 4- 6-89	GROUND ELEV.: FT.	MEASURING POINT ELEV.: FT.
			WELL DEPTH: NONE FT.
RIG: CME-55	DRILLER: M. DENNY	HELPER: D. BLACK	LOGGED BY: D. ARGENTATI

DEPTH (FT.)	SOIL DESCRIPTION	SAMPLE NO.	SAMPLE TYPE	BLOW COUNTS(N)	P.I. METER (ppm)	COMMENTS	WELL DATA
0	CONCRETE						NONE
	CLAYEY SILT - medium-brown, slightly plastic, firm, dry, some sand, some gravel	4-6	SS	4/6/8/10	BG		
5		6-8	SS	3/4/6/8	BG		
		8-10	SS	3/5/9/11	BG		
10	CLAYEY SILT - gray, firm, dry, trace gravel	10-12	SS	4/4/6/10	BG		
	CLAYEY SILT - gray, firm, dry, trace gravel, trace sand	12-14	SS	3/4/4/13	BG		
	END OF BORING AT 14 FT.						
15							
20							
25							
30							

NOTES: SS - Split-spoon sample
BG - background

SOIL BORING LOG / MONITORING WELL DIAGRAM

E.C. JORDAN CO.

PROJECT NO.: 5774-01 | PROJECT NAME: HYDRA-MATIC/MUNCIE | BORING/WELL DESIGNATION: SB-30 | BORING/WELL LOCATION:

DRILLING CONTRACTOR: ENGINEERING & TESTING SERVICES, INC. | DRILLING METHOD: HOLLOW-STEM AUGERS | BOREHOLE SIZE: 8 IN. | BOREHOLE DEPTH: 20 FT.

DATE STARTED: 4- 6-88 | DATE COMPLETED: 4- 6-88 | GROUND ELEV.: FT. | MEASURING POINT ELEV.: FT. | WELL DEPTH: NONE FT.

RIG: CME-55 | DRILLER: T. DENNY | HELPER: D. BLACK | LOGGED BY: D. ARGENTATI

DEPTH (FT.)	SOIL DESCRIPTION	SAMPLE NO.	SAMPLE TYPE	BLOW COUNTS(N)	P.I. METER (ppm)	COMMENTS	WELL DATA
0	CONCRETE	0-2	SS	50 for 4 inches	BG		8 INCH DIAMETER BOREHOLE
	CLAY - dark gray to green, slightly plastic, soft, dry, some silt	2-4	SS	5/2/2/2	BG		
5	CLAYEY SILT - medium-brown, slightly plastic, firm, dry, trace gravel	4-6	SS	4/5/5/6	BG		
		6-8	SS	7/7/8/9	BG		
		8-10	SS	3/5/7/9	BG		
10							
	CLAYEY SILT - medium-brown, slightly plastic, firm, dry, some gravel	13-15	SS	4/6/8/11	BG		
15							
	GRAVEL - wet	18-20	SS	3/9/10/9	BG		
20	END OF BORING AT 20 FT.						
25							
30							

NOTES: SS - Split-spoon sample
BG - background

SOIL BORING LOG / MONITORING WELL DIAGRAM

E.C. JORDAN CO.

PROJECT NO.: 5774-01	PROJECT NAME: HYDRA-MATIC/MUNCIE	BORING/WELL DESIGNATION: SS-31	BORING/WELL LOCATION:
DRILLING CONTRACTOR: ENGINEERING & TESTING SERVICES, INC.	DRILLING METHOD: HOLLOW-STEM AUGERS	BOREHOLE SIZE: 6 IN.	BOREHOLE IN 20 FT.
DATE STARTED: 9- 6-89	DATE COMPLETED: 9- 6-89	GROUND ELEV.: FT.	MEASURING POINT ELEV: FT.
			WELL DEPTH: NONE FT.
RIG: CME-55	DRILLER: R. DENNY	HELPER: D. BLACK	LOGGED BY: D. ARGENTATI

DEPTH (FT.)	SOIL DESCRIPTION	SAMPLE NO.	SAMPLE TYPE	BLOW COUNTS(N)	P.I. METER (ppm)	COMMENTS	WELL DATA
0	FILL - gravel, difficult drilling	0-2	SS	50 for 2 inches	BG		NO WELL INSTALLED
5	SILTY CLAY - brown and gray mottled, firm, dry, some gravel	4-6	SS	2/2/4/5	BG		
		6-8	SS	3/6/7/8	BG		
		8-10	SS	2/4/6/10	BG		
10	CLAYEY SILT - gray, firm, dry, some sand, trace gravel	13-15	SS	4/6/7/9	BG		
15	GRAVEL - gray, loose, wet, some silt, slight petroleum odor	18-20	SS	5/7/11/9	BG		
20	END OF BORING AT 20 FT.						
25							
30							

NOTES: SS - Split-spoon sample
BG - background

SOIL BORING LOG / MONITORING WELL DIAGRAM

E.C. JORDAN CO.

PROJECT NO.: 8774-01 | PROJECT NAME: HYDRA-MATIC/MUNCIE | BORING/WELL DESIGNATION: SB-32 | BORING/WELL LOCATION:

DRILLING CONTRACTOR: ENGINEERING & TESTING SERVICES, INC. | DRILLING METHOD: HOLLOW-STEM AUGERS | BOREHOLE SIZE: 8 IN.| BOREHOLE IN 20 FT.|

DATE STARTED: 9- 6-89| DATE COMPLETED: 9- 6-89| GROUND ELEV.: FT.| MEASURING POINT ELEV: FT.| WELL DEPTH: NONE FT.

RIG: CME-55 | DRILLER: M. DENNY | HELPER: D. BLACK | LOGGED BY: D. ARGENTATI

DEPTH (FT.)	SOIL DESCRIPTION	SAMPLE NO.	SAMPLE TYPE	BLOW COUNTS (N)	P.I. METER	COMMENTS	WELL DATA
0					(ppm)		
	CLAY - dark gray, medium plastic, soft, moist	0-2	SS	1/1/1/1	BG		
	CLAY - gray to dark green, mottled, medium plastic, soft, dry, some sand	2-4	SS	1/1/3/4	BG		
5	SILTY CLAY - medium-brown, slightly plastic, firm, dry, some gravel	4-6	SS	1/2/4/5	BG		
		6-8	SS	5/4/5/6	BG		
		8-10	SS	3/4/6/7	BG		
10							
	CLAYEY SILT - medium-brown, firm, dry, some sand, trace gravel	13-15	SS	4/6/7/9	BG		
15							
	CLAY - gray, highly plastic, soft, dry, some silt	18-20	SS	4/4/6/5	BG		
20	GRAVEL - fine, moist						
	END OF BORING AT 20 FT.						
25							
30							

NOTES: SS - Split-spoon sample
BG - Background

PAGE 1 OF 1

SOIL BORING LOG / MONITORING WELL DIAGRAM

E.C. JORDAN CO.

PROJECT NO.: 5774-01	PROJECT NAME: HYDRA-MATIC/MUNCIE	BORING/WELL DESIGNATION: SB-03	BORING/WELL LOCATION:
DRILLING CONTRACTOR: ENGINEERING & TESTING SERVICES, INC.	DRILLING METHOD: HOLLOW-STEM AUGERS	BOREHOLE SIZE: 8 IN.	BOREHOLE IN 10 FT.
DATE STARTED: 8-30-89	DATE COMPLETED: 8-30-89	GROUND ELEV.: FT.	MEASURING POINT ELEV: FT.
		WELL DEPTH: NONE FT.	
RIG: CME-55	DRILLER: M. DENNY	HELPER: C. BLACK	LOGGED BY: D. ARGENTATI

DEPTH (FT.)	SOIL DESCRIPTION	SAMPLE NO.	SAMPLE TYPE	BLOW LOCATION	P.I. METER	COMMENTS	WELL DATA
	SILTY CLAY - medium-brown, mostly plastic, soft, moist, trace gravel	0-2	SS	1/1/1/1	BG		
		2-4	SS	1/1/2/2	BG		
5		4-6	SS	1/2/1/2	BG		
	CLAY - dark gray, dry						
	GRAVELLY CLAY - medium-brown, soft, slightly plastic, moist	6-8	SS	1/2/2/2	BG		
	SILTY CLAY - medium-brown, slightly plastic, soft, dry, some gravel	8-10	SS	2/2/4/5	BG		
10	END OF BORING AT 10 FT.						
15							
20							
25							
30							

NOTES: SS - Split-spoon sample
BG - Background

SOIL BORING LOG / MONITORING WELL DIAGRAM

E.C. JORDAN CO.

PROJECT NO.: 6774-01 PROJECT NAME: HYDRA-MATIC/MUNCIE BORING/WELL DESIGNATION: SB-34 BORING/WELL LOCATION:

DRILLING CONTRACTOR: ENGINEERING & TESTING SERVICES, INC. DRILLING METHOD: HOLLOW-STEM AUGERS BOREHOLE SIZE: 8 IN. BOREHOLE 10 FT.

DATE STARTED: 9-30-88 DATE COMPLETED: 9-30-88 GROUND ELEV.: FT. MEASURING POINT ELEV: FT. WELL DEPTH: NONE FT.

RIG: CME-55 DRILLER: M. JENNY HELPER: D. BLACK LOGGED BY: D. ARGENTATI

DEPTH IN FT.	SOIL DESCRIPTION	SAMPLE NO.	SAMPLE TYPE	BLOW COUNTS(N)	P.I. METER	COMMENTS	WELL DATA
0					ppm		
	SAND AND GRAVEL - fill, firm, dry	0-2	SS	10/11/7/5	BG		
	SILTY CLAY - medium-brown, slightly plastic, firm, dry, trace gravel	2-4	SS	4/3/4/4	BG		
5		4-6	SS	2/3/4/9	BG		
		6-8	SS	7/4/6/7	BG		
	CLAYEY SILT - medium-brown, slightly plastic, firm, dry, some gravel	8-10	SS	3/5/7/9	BG		
10	END OF BORING AT 10 FT.						
15							
20							
25							
30							

NOTES: SS - Split-spoon sample
BG - background

SOIL BORING LOG / MONITORING WELL DIAGRAM — S.C. JORDAN CO.

PROJECT NO.: 5774-01	PROJECT NAME: ~/DRA-MATIC/MUNCIE	BORING/WELL DESIGNATION: SB-35	BORING/WELL LOCATION:
DRILLING CONTRACTOR: ENGINEERING & TESTING SERVICES, INC.	DRILLING METHOD: HOLLOW-STEM AUGERS	BOREHOLE SIZE: 8 IN.	BOREHOLE IN 10 FT.
DATE STARTED: 9-30-89	DATE COMPLETED: 9-30-89	GROUND ELEV.: FT.	MEASURING POINT ELEV: FT.
			WELL DEPTH: NONE FT.
RIG: CME-55	DRILLER: A. DENNY	HELPER: I. BLACK	LOGGED BY: D. ARGENTATI

DEPTH (FT.)	SOIL DESCRIPTION	SAMPLE NO.	SAMPLE TYPE	BLOW COUNTS(N)	P.I. METER	COMMENTS	WELL DATA
0					ppm		
	CONCRETE - fill, gravel	0-2	SS	5/50 for 4 inches	BG		N G
	GRAVEL WITH CONCRETE	2-4	SS	2/3/5/7	BG		N E
	CONCRETE SLAB - 8 inches thick						
5		4-6	SS	9/50 for 4 inches	BG		N
	SILTY CLAY - medium-brown, slightly plastic, firm, dry	6-8	SS	10/7/9/12	BG		
	CLAYEY SILT - medium brown, firm, dry, some gravel	8-10	SS	6/7/10/13	BG		
10	END OF BORING AT 10 FT.						
15							
20							
25							
30							

NOTES: SS - Split-spoon sample
BG - background

SOIL BORING LOG / MONITORING WELL DIAGRAM

E.C. JORDAN CO.

PROJECT NO.: 5774-01	PROJECT NAME: HYDRA-MATIC/MUNCIE	BORING/WELL DESIGNATION: SB-3a	BORING/WELL LOCATION:
DRILLING CONTRACTOR: ENGINEERING & TESTING SERVICES, INC.	DRILLING METHOD: HOLLOW-STEM AUGERS	BOREHOLE SIZE: 8 IN.	BOREHOLE DEPTH: 20 FT.
DATE STARTED: 8-29-89	DATE COMPLETED: 8-29-89	GROUND ELEV.: FT.	MEASURING POINT ELEV: FT.
			WELL DEPTH: NONE FT.
RIG: CME-55	DRILLER: M. DENNY	HELPER: D. BLACK	LOGGED BY: D. ARGENTATI

DEPTH (FT.)	SOIL DESCRIPTION	SAMPLE NO.	SAMPLE TYPE	BLOW COUNTS(N)	P.I. METER	COMMENTS	WELL DATA
					ppm		
	FILL - brick, gravel	0-2	SS	2/2/3/2	BG		
	CLAY - medium-brown, soft, moist	2-4	SS	1/2/1/1	BG		
	GRAVELLY CLAY - medium-brown, firm, moist	4-6	SS	2/2/3/2	BG		
		6-8	SS	5/6/10/15	BG		
		8-10	SS	8/9/11/14	BG		
10							
	GRAVELLY CLAY - medium-brown, firm, moist, increase in gravel	13-15	SS	6/6/7/8	BG		
15							
	GRAVEL - firm, wet, some clay, oily sheen, petroleum odor	18-20	SS	9/10/13/8	1.0		
20	END OF BORING AT 20 FT.						
25							
30							

NOTES: SS - Split-spoon sample
BG - background

SOIL BORING LOG / MONITORING WELL DIAGRAM

E.C. JORDAN CO.

PROJECT NO.: 8774-01 | PROJECT NAME: HYDRA-MATIC/KUNDIE | BORING/WELL DESIGNATION: SB-07 | BORING/WELL LOCATION:

DRILLING CONTRACTOR: ENGINEERING & TESTING SERVICES, INC. | DRILLING METHOD: HOLLOW-STEM AUGERS | BOREHOLE SIZE: 8 IN. | CASING: IN | SCREEN: 20 FT. | WELL DIA.: FT.

DATE STARTED: 8-29-89 | DATE COMPLETED: 8-29-89 | GROUND ELEV.: FT. | MEASURING POINT ELEV: FT. | WELL DEPTH: NONE FT.

RIG: CME-55 | DRILLER: R. DENNY | HELPER: D. BLACK | LOGGED BY: J. ARGENTATI

DEPTH (FT.)	SOIL DESCRIPTION	SAMPLE NO.	SAMPLE TYPE	BLOW COUNTS(N)	P.I. METER	COMMENTS	WELL DATA
0					(ppm)		
	FILL - brick, gravel	0-2	SS	3/8/6/3	BG		
	CLAY - medium-brown, slightly plastic, soft, dry, trace gravel and sand	2-4	SS	4/4/2/2	BG		
	GRAVELLY CLAY - medium-brown, firm, dry	4-6	SS	3/4/5/6	BG		
		6-8	SS	4/6/8/10	BG		
		8-10	SS	4/15/10/10	BG		
10							
		13-15	SS	3/4/7/9	BG		
15							
	CLAY - medium-brown, dry						
	GRAVEL - black staining, wet, petroleum odor	18-20	SS	5/6/8/4	1		
20	END OF BORING AT 20 FT.						
25							
30							

NOTES: SS - Split-spoon sample
BG - background

SOIL BORING LOG / MONITORING WELL DIAGRAM

E.C. JORDAN CO.

PROJECT NO.: 8774-01 | PROJECT NAME: HYDRA-MATIC/MUNCIE | BORING/WELL DESIGNATION: SB-38 | BORING/WELL LOCATION:

DRILLING CONTRACTOR: ENGINEERING & TESTING SERVICES, INC. | DRILLING METHOD: HOLLOW-STEM AUGERS | BOREHOLE SIZE: 8 IN. | BOREHOLE IN 20 FT.

DATE STARTED: 8-29-89 | DATE COMPLETED: 8-29-89 | GROUND ELEV.: FT. | MEASURING POINT ELEV: FT. | WELL DEPTH: NONE FT.

RIG: CME-55 | DRILLER: T. DENNY | HELPER: D. BLACK | LOGGED BY: D. ARGENTATI

DEPTH FT.	SOIL DESCRIPTION	SAMPLE NO.	SAMPLE TYPE	BLOW COUNTS(N)	P.I. METER	COMMENTS	WELL DATA
	FILL - gravel fragments, poor recovery	0-2	SS	3/5/7/8	BG	poor	
		2-4	SS	3/4/2/1	BG		
5	GRAVEL - wet, black staining	4-6	SS	6/2/3/ 50 for 4 inches	BG		
	CONCRETE - 5.4 to 6.0 feet						
	FILL - crushed brick, gravel, concrete	6-8	SS	4/2/1/1	BG		
	VOID - may be a foundation						
10	NO RECOVERY	10-12	SS	1/1/2/15	BG		
	GRAVELLY CLAY - black staining, soft, wet, petroleum odor, oily sheen	13-15	SS	1/1/ 50 for 4 inches	1		
	GRAVEL - black staining, loose, wet, petroleum odor, oily sheen	18-20	SS	5/7/10/4	1		
20	END OF BORING AT 20 FT.						
25							
30							

NOTES: SS - Split-spoon sample
BG - background

SOIL BORING LOG / MONITORING WELL DIAGRAM

S.C. JOHNSON CO.

PROJECT NO.: 5774-01 | PROJECT NAME: HYDRA-MATIC/PUNGIE | BORING/WELL DESIGNATION: SB-SB3 | BORING/WELL LOCATION:

DRILLING CONTRACTOR: ENGINEERING & TESTING SERVICES, INC. | DRILLING METHOD: HOLLOW-STEM AUGERS | BOREHOLE SIZE: 8 IN. | BOREHOLE IN 20 FT.

DATE STARTED: 9-29-99 | DATE COMPLETED: 9-29-99 | GROUND ELEV.: FT. | MEASURING POINT ELEV.: FT. | WELL DEPTH: NONE FT.

RIG: CME-55 | DRILLER: M. JENNY | HELPER: D. BLACK | LOGGED BY: D. ARGENTATI

DEPTH FT.	SOIL DESCRIPTION	SAMPLE NO.	SAMPLE TYPE	BLOW COUNTS(N)	P.I. METER	COMMENTS	WELL DATA
0	FILL - brown brick, gravel, loose, dry	0-2	SS	4/5/4/3	0 ppm		
		2-4	SS	4/7/3/2	0		
	SILTY CLAY - medium-brown, slightly plastic, firm, moist, some gravel	4-6	SS	2/3/2/4	0		
		6-8	SS	2/4/4/4	0		
		8-10	SS	3/4/5/5	0		
15		13-15	SS	5/6/6/6	0		
	GRAVEL - medium-brown, loose, wet	18-20	SS	2/2/2/5	0		
20	END OF BORING AT 20 FT.						
25							
30							

NOTES: SS - Split-spoon sample
BG - background

SOIL BORING LOG / MONITORING WELL DIAGRAM

E.C. JORDAN CO.

PROJECT NO.: 5774-01	PROJECT NAME: HYDRA-MATIC/MUNCIE	BORING/WELL DESIGNATION: SB-09	BORING/WELL LOCATION:	
DRILLING CONTRACTOR: ENGINEERING & TESTING SERVICES, INC.	DRILLING METHOD: HOLLOW-STEM AUGERS	BOREHOLE SIZE: 8 IN.	BOREHOLE TO 20 FT.	
DATE STARTED: 8-30-89	DATE COMPLETED: 8-30-89	GROUND ELEV.: FT.	MEASURING POINT ELEV: FT.	WELL DEPTH: NONE FT.
RIG: CME-55	DRILLER: M. DENNY	HELPER: C. BLACK	LOGGED BY: D. ARGENTATI	

DEPTH (FT.)	SOIL DESCRIPTION	SAMPLE NO.	SAMPLE TYPE	BLOW COUNTS(N)	P.I. METER (ppm)	COMMENTS	WELL DATA
0	CONCRETE						
	FILL - brick, concrete, gravel	0-2	SS	3/6/1/2	BG		
	CLAY - dark gray, slightly plastic, soft, moist, some silt	2-4	SS	4/2/2/2	BG		
5		4-6	SS	2/2/4/3	BG		
	SILTY CLAY - black staining similar to oil, petroleum odor, moist, trace gravel	6-8	SS	2/4/3/4	0.5		
		8-10	SS	3/3/6/8	0.5		
10							
	CLAY - red,-brown, dry, some gravel, no staining	13-15	SS	3/4/7/22	1.0		
15	GRAVEL - black staining, petroleum odor, gas sheen, wet						
		18-20	SS	7/6/7/40	2.5		
20	END OF BORING AT 20 FT.						
25							
30							

NOTES: SS - Split-spoon sample
BG - background

SOIL BORING LOG / MONITORING WELL DIAGRAM

E.C. JORDAN CO.

PROJECT NO.: 5774-01	PROJECT NAME: --DRA-MATIC/MUNDIE	BORING/WELL DESIGNATION: SB-40	BORING/WELL LOCATION:
DRILLING CONTRACTOR: ENGINEERING & TESTING SERVICES, INC.	DRILLING METHOD: HOLLOW-STEM AUGERS	BOREHOLE SIZE: 8 IN.	BOREHOLE TO 20 FT.
DATE STARTED: 8-30-89	DATE COMPLETED: 8-30-89	GROUND ELEV.: FT.	MEASURING POINT ELEV: FT.
			WELL DEPTH: NONE FT.
RIG: CME-55	DRILLER: T. DENNY	HELPER: D. BLACK	LOGGED BY: D. ARGENTATI

DEPTH FT.	SOIL DESCRIPTION	SAMPLE NO.	SAMPLE TYPE	BLOW COUNTS(N)	P.I. METER	COMMENTS	WELL DATA
					ppm		
	SAND AND GRAVEL - fill	0-2	SS	2/2/2/2	BG		NONE
		2-4	SS	1/1/1/1	BG		
5	GRAVEL - medium-brown, fine to medium, loose, dry, some clay	4-6	SS	2/2/2/6	BG		
	GRAVEL - gray staining, strong petroleum odor, wet, oil sheen	6-8	SS	4/2/2/3	1.5		
		9-10	SS	4/50 for 4 inches	0.5		
10							
	GRAVELLY CLAY - wet, gray staining						
	SILTY CLAY - medium-brown, slightly plastic, stiff, dry, no staining	13-15	SS	10/12/10/15	BG		
15							
	GRAVEL - black staining, firm, wet, gas sheen, petroleum odor	18-20	SS	15/15/16/15	1		
20	END OF BORING AT 20 FT.						
25							
30							

NOTES: SS - Split-spoon sample
BG - background

SOIL BORING LOG / MONITORING WELL DIAGRAM

E.C. JORDAN CO.

PROJECT NO.: 3774-41 PROJECT NAME: HORA-HATTIC/MUNCIE BORING/WELL DESIGNATION: SB-41 BORING/WELL LOCATION:

DRILLING CONTRACTOR: ENGINEERING & TESTING SERVICES, INC. DRILLING METHOD: HOLLOW-STEM AUGERS BOREHOLE SIZE: 4 IN. BOREHOLE DEPTH: 20 FT.

DATE STARTED: 8-31-88 DATE COMPLETED: 8-31-88 GROUND ELEV.: FT. MEASURING POINT ELEV.: FT. WELL DEPT.: NONE FT.

FOR: [illegible] DRILLER: T. DENNY HELPER: J. BLAI LOGGED BY: J. ORIENTATI

TEST-BC.	SOIL DESCRIPTION	SAMPLE NO.	SAMPLE TYPE	BLOW COUNTS(N)	P.I. METER	COMMENTS	WELL DATA
	CONCRETE				(ppm)		
	SILTY CLAY - medium-brown, slightly plastic, soft, moist, some gravel	0-2	SS	1/2/3/3	BG		
		2-4	SS	3/4/5/3	BG		
5	CLAY - gray and medium brown mottled, slightly plastic, soft, dry	4-6	SS	1/2/1/1	BG		
	CLAY - medium-brown, soft, dry, some gravel	6-8	SS	3/3/4/3	BG		
	CLAY - black to gray, petroleum odor, soft, moist, some gravel	8-10	SS	1/2/2/2	1		
10	GRAVEL - black staining, petroleum odor, wet, some clay						
	SILTY CLAY - brown and gray, slightly plastic, soft, moist, trace black staining	13-15	SS	2/2/4/4	BG		
15							
	GRAVEL - black staining, petroleum odor, loose, wet	18-20	SS	4/4/7/7	2.0		
20	END OF BORING AT 20 FT.						
25							
30							

NOTES: SS - Split-spoon sample
BG - background

SOIL BORING LOG / MONITORING WELL DIAGRAM

E.C. JORDAN CO.

PROJECT NO.: 5774-01 | PROJECT NAME: HYDRA-MATIC/MUNCIE | BORING/WELL DESIGNATION: SB-42 | BORING/WELL LOCATION:

DRILLING CONTRACTOR: ENGINEERING & TESTING SERVICES, INC. | DRILLING METHOD: HOLLOW-STEM AUGERS | BOREHOLE SIZE: 8 IN. | BOREHOLE DEPTH: 20 FT.

DATE STARTED: 9-11-89 | DATE COMPLETED: 9-11-89 | GROUND ELEV.: FT. | MEASURING POINT ELEV.: FT. | WELL DEPTH: NONE FT.

RIG: CME-55 | DRILLER: M. DENNY | HELPER: J. BLACK | LOGGED BY: C. ARGENTATI

DEPTH FT.	SOIL DESCRIPTION	SAMPLE NO.	SAMPLE TYPE	BLOW COUNTS(N)	P.I. METER	COMMENTS	WELL DATA
0	CONCRETE				0 ppm		
	CLAYEY SILT - gray, trace black staining, soft, dry, trace gravel, trace sand	0-2	SS	4/5/3	BG		
	CLAYEY SILT - brown and gray mottled, soft, dry	2-4	SS	4/2/3/3	BG		
5		4-6	SS	2/2/3/4	BG		
	SILTY CLAY - brown and gray mottled, soft, dry, trace sand, trace gravel	6-8	SS	2/1/4/5	BG		
		8-10	SS	1/3/4/4	BG		
10							
		13-15	SS	6/7/11/12	BG		
15							
	SAND AND GRAVEL - medium-brown, medium-grained, fine gravel, firm, wet	18-20	SS	5/10/13/11	BG		
20	END OF BORING AT 20 FT.						
25							
30							

NOTES: SS - Split-spoon sample
BG - background

SOIL BORING LOG / MONITORING WELL DIAGRAM

E.C. JORDAN CO.

PROJECT NO.: 3774-01	PROJECT NAME: HYDRA-MATIC/MUNCIE	BORING/WELL DESIGNATION: SB-43	BORING/WELL LOCATION:	
DRILLING CONTRACTOR: ENGINEERING & TESTING SERVICES, INC.	DRILLING METHOD: HOLLOW-STEM AUGERS	BOREHOLE SIZE: 8 IN. / BOREHOLE IN 20 FT.		
DATE STARTED: 9-11-89	DATE COMPLETED: 9-11-89	GROUND ELEV.: FT.	MEASURING POINT ELEV: FT.	WELL DEPTH: NONE FT.
RIG: CME-55	DRILLER: M. DENNY	HELPER: D. BLACK	LOGGED BY: D. ARGENTATI	

DEPTH FT.	SOIL DESCRIPTION	SAMPLE NO.	SAMPLE TYPE	BLOW COUNTS(N)	P.I. METER	COMMENTS	WELL DATA
0					(ppm)		
	CONCRETE - zero to 6 inches	0-2	SS	2/2/3	BG		
	SILTY CLAY - medium-brown, slightly plastic, soft, dry, some sand, trace gravel	2-4	SS	1/1/1/1	BG		
5		4-6	SS	1/2/3/4	BG		
	SILTY CLAY - medium-brown, slightly plastic, firm, dry, some sand, trace gravel	6-8	SS	5/5/5/12	BG		
		8-10	SS	6/7/9/11	BG		
10							
		13-15	SS	8/10/15/18	BG		
15							
	SAND - medium-brown, firm, dry, medium to coarse grained with trace fine gravel	18-20	SS	7/17/17/19	BG		
20	END OF BORING AT 20 FT.						
25							
30							

NOTES: SS - Split-spoon sample
BG - background

SOIL BORING LOG / MONITORING WELL DIAGRAM

E.C. JORDAN CO.

PROJECT NO.: 3774-01	PROJECT NAME: HYDRA-MATIC/MUNCIE	BORING/WELL DESIGNATION: SB-44	BORING/WELL LOCATION:
DRILLING CONTRACTOR: ENGINEERING & TESTING SERVICES, INC.	DRILLING METHOD: HOLLOW-STEM AUGERS	BOREHOLE SIZE: 6 IN.	BOREHOLE DEPTH: 20 FT.
DATE STARTED: 9-11-89	DATE COMPLETED: 9-11-89	GROUND ELEV.: FT.	MEASURING POINT ELEV: FT.
			WELL DEPTH: NONE FT.
RIG: CME-55	DRILLER: T. DENNY	HELPER: D. BLACK	LOGGED BY: D. ARGENTATI

DEPTH (FT.)	SOIL DESCRIPTION	SAMPLE NO.	SAMPLE TYPE	BLOW COUNTS(N)	P.I. METER	COMMENTS	WELL DATA
0					ppm		
	SILTY CLAY - gray and brown mottled, soft, dry (sample collected from auger flights)	0-2			BG		
		2-4			BG		
5	SILTY CLAY - gray and brown mottled, soft, dry, trace sand	4-6	SS	1/2/1/3	BG		
		6-8	SS	2/3/6/4	BG		
	SILTY CLAY - medium-brown, slightly plastic, soft, dry, some sand, some gravel	8-10	SS	3/2/2/2	BG		
10							
	SILTY SAND AND GRAVEL - medium-brown, loose dry	13-15	SS	6/2/2/2	BG		
15							
	SILTY CLAY - medium-brown, medium plastic, firm, dry, some gravel, some sand	18-20	SS	6/2/3/3	BG		
20	END OF BORING AT 20 FT.						
25							
30							

NOTES: SS - Split-spoon sample
BG - background

SOIL BORING LOG AND MONITORING WELL DIAGRAM

E.C. JORDAN CO.

PROJECT NO.: 5774-01	PROJECT NAME: HYDRA-MATIC/MUNCIE	BORING/WELL DESIGNATION: SB-4S	BORING/WELL LOCATION:
DRILLING CONTRACTOR: ENGINEERING & TESTING SERVICES, INC.	DRILLING METHOD: HOLLOW-STEM AUGERS	BOREHOLE SIZE: 8 IN. / 4 IN	BOREHOLE 10 FT.
DATE STARTED: 4-10-89	DATE COMPLETED: 4-10-89	GROUND ELEV.: FT.	MEASURING POINT ELEV: FT. / WELL DEPTH: NONE FT.
RIG: CME-55	DRILLER: M. DENNY	HELPER: D. BLACK	LOGGED BY: D. ARGENTATI

DEPTH FT.	SOIL DESCRIPTION	SAMPLE NO.	SAMPLE TYPE	BLOW COUNTS(N)	P.I. METER (ppm)	COMMENTS	WELL DATA
0	SILTY CLAY - medium-brown, slightly plastic, soft, dry	0-2	SS	2/2/2/2	BG		
	SANDY CLAY - medium-brown, slightly plastic, soft, dry	2-4	SS	2/2/2/2	BG		
5	SAND - medium-brown, fine grained, very loose, dry, trace silt	4-6	SS	1/1/1/1	BG		
	SILTY SAND - medium-brown, firm, dry, some gravel	6-8	SS	8/12/17/21	BG		
		8-10	SS	7/15/18/35	BG		
10	END OF BORING AT 10 FT.						
15							
20							
25							
30							

NOTES: SS - Split-spoon sample
BG - Background

SOIL BORING LOG / MONITORING WELL DIAGRAM

E.C. JORDAN CO.

PROJECT NO.: 5776-41	PROJECT NAME: HYDRA-MATIC/MUNCIE	BORING/WELL DESIGNATION: SB-46	BORING/WELL LOCATION:
DRILLING CONTRACTOR: NONE	DRILLING METHOD: HAND AUGER	BOREHOLE SIZE: 3.25 IN.	BOREHOLE DEPTH: 5.1 FT.
DATE STARTED: 9-20-89	DATE COMPLETED: 9-20-89	GROUND ELEV.: FT.	MEASURING POINT ELEV: FT.
			WELL DEPTH: NONE FT.
RIG: NONE	DRILLER: D. ARGENTATI	HELPER: J. BELAN	LOGGED BY: D. ARGENTATI

DEPTH (FT.)	SOIL DESCRIPTION	SAMPLE NO.	SAMPLE TYPE	BLOW COUNTS(N)	P.I. METER (ppm)	COMMENTS	WELL DATA
0	FILL GRAVEL					BOREHOLE WAS BACKFILLED WITH CUTTINGS	NO WELL INSTALLED
1	SAND AND GRAVEL - medium-brown, dry, some clay						
	SILTY SAND AND GRAVEL - dry						
2	CLAYEY SILT - gray, medium grained, dry, no odor, hard to determine if stained						
3	SAND - gray, medium grained, dry, no odor						
	* HIT BOULDER AT 3.5 FT. START AGAIN						
	SILTY CLAY - dry, clean, some sand and gravel, no odor						
4							
5	AUGER REFUSAL - COBBLES END OF BORING AT 5.1 FT.						

NOTES: CRA 04

SOIL BORING LOG / MONITORING WELL DIAGRAM

E.C. JORDAN CO.

PROJECT NO.: 5774-01	PROJECT NAME: HYDRA-MATIC/MUNCIE	BORING/WELL DESIGNATION: SS-47	BORING/WELL LOCATION:
DRILLING CONTRACTOR: ENGINEERING & TESTING SERVICES, INC.	DRILLING METHOD: HOLLOW-STEM AUGERS	BOREHOLE SIZE: 6 IN.	BOREHOLE IN 10 FT.
DATE STARTED: 9-10-89	DATE COMPLETED: 9-10-89	GROUND ELEV.: FT.	MEASURING POINT ELEV: FT.
			WELL DEPTH: NONE FT.
RIG: CME-55	DRILLER: M. DENNY	HELPER: C. BLACK	LOGGED BY: D. ARGENTATI

DEPTH (FT.)	SOIL DESCRIPTION	SAMPLE NO.	SAMPLE TYPE	BLOW COUNTS(N)	P.I. METER (ppm)	COMMENTS	WELL DATA
0	CONCRETE						NO WELL INSTALLED
	SILTY CLAY - medium-brown, slightly plastic, firm, dry some sand, trace gravel	0-2	SS	20/16/5	BG		
		2-4	SS	7/2/3/4	BG		
	SANDY CLAY - medium-brown, soft, dry, trace gravel, trace silt	4-6	SS	2/2/3/2	BG		
	SILTY SAND - medium-brown, firm, dry, trace gravel, trace clay	6-8	SS	3/6/9/11	BG		
	CLAYEY SILT - gray, firm, dry, some gravel, some sand	8-10	SS	4/7/10/15	BG		
10	END OF BORING AT 10 FT.						
15							
20							
25							
30							

NOTES: SS - Split-spoon sample
BG - background

SOIL BORING LOG / MONITORING WELL DIAGRAM

E.C. JORDAN CO.

PROJECT NO.: 5774-01	PROJECT NAME: -/DRA-MATIC/MUNCIE	BORING/WELL DESIGNATION: SB-4A		BORING/WELL LOCATION:
DRILLING CONTRACTOR: ENGINEERING & TESTING SERVICES, INC.	DRILLING METHOD: HOLLOW-STEM AUGERS	BOREHOLE SIZE: 8 IN.	BOREHOLE IN 10 FT.	
DATE STARTED: 9-10-89	DATE COMPLETED: 9-10-89	GROUND ELEV.: FT.	MEASURING POINT ELEV: FT.	WELL DEPTH: NONE FT.
RIG: CME-55	DRILLER: M. DENNY	HELPER: C. BLACK	LOGGED BY: D. ARGENTATI	

DEPTH FT.	SOIL DESCRIPTION	SAMPLE NO.	SAMPLE TYPE	BLOW COUNTS(N)	P.I. METER	COMMENTS	WELL DATA
0					(ppm)		
	CONCRETE	0-2	SS	7/8	BG		
	FILL - sand and gravel						
	SILTY CLAY - medium-brown, slightly plastic, firm, dry, some gravel, some sand	2-4	SS	3/4/6/8	BG		
5	CLAYEY SAND AND GRAVEL - medium-brown, firm, wet zone from 5 - 5.5 ft., some silt	4-6	SS	1/5/7/8	BG		
		6-8	SS	4/6/10/20	BG		
	SILTY CLAY - gray, slightly plastic, firm, dry, some gravel, some sand	8-10	SS	2/6/15/14	BG		
10	SAND - medium-brown, coarse grained, firm, wet, trace silt, trace gravel						
	END OF BORING AT 10 FT.						
15							
20							
25							
30							

NOTES: SS - Split-spoon sample
BG - Background

PROJECT NO.: 5774-01 | PROJECT NAME: HYDRA-MATIC/MUNCIE | BORING/WELL DESIGNATION: SS-49 | BORING/WELL LOCATION:

DRILLING CONTRACTOR: ENGINEERING & TESTING SERVICES, INC. | DRILLING METHOD: HOLLOW-STEM AUGERS | BOREHOLE SIZE: 8 IN. | BOREHOLE IN 10 FT.

DATE STARTED: 4-10-89 | DATE COMPLETED: 4-10-89 | GROUND ELEV.: FT. | MEASURING POINT ELEV: FT. | WELL DEPTH: NONE FT.

RIG: CME-55 | DRILLER: M. DENNY | HELPER: J. BLACK | LOGGED BY: D. ARGENTATI

DEPTH FT.	SOIL DESCRIPTION	SAMPLE NO.	SAMPLE TYPE	BLOW COUNTS	P.I. METER	COMMENTS	WELL DATA
0	CONCRETE				1000+		
	FILL - sand and gravel, dry	0-2	SS	3/10/10	BG		
	CLAYEY SAND AND GRAVEL - medium-brown, loose, dry	2-4	SS	3/5/5/4	BG		
5		4-6	SS	2/3/5/8	BG		
	SILTY SAND - moist	6-8	SS	5/7/7/12	BG		
	SILTY CLAY - brown, firm, dry, some gravel, some sand	8-10	SS	7/12/16/18	BG		
10	END OF BORING AT 10 FT.						
15							
20							
25							
30							

NOTES: SS - Split-spoon sample
BG - background

E.C. JORDAN CO.

PROJECT NO.: 5774-01	PROJECT NAME: HYDRA-MATIC/MUNCIE	BORING/WELL DESIGNATION: SS-50	BORING/WELL LOCATION:
DRILLING CONTRACTOR: ENGINEERING & TESTING SERVICES, INC.	DRILLING METHOD: HOLLOW-STEM AUGERS	BOREHOLE SIZE: 8 IN.	BOREHOLE DEPTH: 10 FT.
DATE STARTED: 9-10-89	DATE COMPLETED: 9-10-89	GROUND ELEV.: FT.	MEASURING POINT ELEV: FT.
RIG: CME-55	DRILLER: M. DENNY	HELPER: C. BLACK	LOGGED BY: D. ARGENTATI

DEPTH (FT.)	SOIL DESCRIPTION	SAMPLE NO.	SAMPLE TYPE	BLOW COUNTS(N)	P.I. METER	COMMENTS	WELL DATA
0					(ppm)		
	CONCRETE						
	FILL - sand and gravel	0-2	SS	12/8	BG		
	SILTY CLAY - medium-brown, slightly plastic, soft, trace gravel, trace sand	2-4	SS	2/2/3/4	BG		
5		4-6	SS	4/4/5/2	BG		
	SANDY CLAY - medium-brown, slightly plastic, firm, dry, some silt, trace gravel	6-8	SS	5/6/7/9	BG		
	CLAYEY SAND AND GRAVEL - medium-brown, loose, moist	8-10	SS	2/5/6/11	BG		
10	END OF BORING AT 10 FT.						
15							
20							
25							
30							

NOTES: SS - Split-spoon sample
BG - background

BORING LOG / MONITORING WELL DIAGRAM

ABB ENVIRONMENTAL SERVICES, INC.

PROJECT NO.: 5774-07	PROJECT NAME: NVG MUNCIE		BORING/WELL DESIGNATION: SB-107	BORING/WELL LOCATION:
DRILLING CONTRACTOR: E.T.S.	DRILLING METHOD: HOLLOW STEM AUGER	BOREHOLE SIZE: 7.25 IN.	BOREHOLE DEPTH: 50 FT.	
DATE STARTED: 10-26-91	DATE COMPLETED: 10-26-91	GROUND ELEV.: - - FT.	MEASURING POINT ELEV: - - FT.	WELL DEPTH: - - FT.	SEE FIGURE 2-1.
RIG: D-50	DRILLER: M. DENNY	HELPER: J. CLEVENGER	LOGGED BY: S. MURRAY	

DEPTH (FT.)	DESCRIPTION	SAMPLE NO.	SAMPLE TYPE	BLOW COUNTS(N)	FIELD CHEM.	COMMENTS	WELL DATA
0	GRAVELLY SAND - light brown, medium grained, trace silt, dense, moist-wet, no odor	0-2'	SS	12-16-16-12			NO WELL INSTALLED
	CLAYEY SILT - brown, moist						
2.5							
5	SILTY CLAY - light brown-grey mottled, trace sand and fine gravel, stiff, slightly plastic, moist, no odor	5-7'	SS	2-6-7-11			
7.5							
10	CLAYEY SILT - brown, trace sand and fine gravel, very stiff, moist	10-12'	SS	2-11-14-15			
12.5							
15							

NOTES: 1. BORE HOLE WAS FILLED WITH A CEMENT-BENTONITE GROUT AND CAPPED WITH CONCRETE.

CR 430

PROJECT NO.: 5774-07	PROJECT NAME: NVG MUNCIE	BORING/WELL NUMBER: SB-107	BOREHOLE DEPTH: 50 FT.

EPTH FT.)	DESCRIPTION	SAMPLE NO.	SAMPLE TYPE	BLOW COUNTS(N)	FIELD CHEM.	COMMENTS	WELL DATA
15	SAND - brown-grey, medium-coarse grained, medium dense, moist-wet at 16.5, no odor	15-17'	SS	10-12-11-9			
17.5							NO WELL INSTALLED
20							
22.5							
25	SILT - grey, trace sand and fine gravel, hard, moist, no odor, 1" sand seam at 25.5 feet	25-27'	SS	7-10-23-17			
	GRAVELLY SAND - grey, medium-coarse grained, some silt, dense, wet, no odor						
27.5							
30							
32.5							
35							

NOTES:

CR 430

PROJECT NO.: 5774-07	PROJECT NAME: NVG MUNCIE	BORING/WELL NUMBER: SB-107	BOREHOLE DEPTH: 50 FT.

DEPTH (FT.)	DESCRIPTION	SAMPLE NO.	SAMPLE TYPE	BLOW COUNTS(N)	FIELD CHEM.	COMMENTS	WELL DAT
35	SAND - grey, fine-medium grained, little silt, medium dense, wet, no odor	35-37'	SS	12-14-21-19			
	CLAYEY SAND - brown-grey, medium-coarse grained, medium dense, wet						
37.5	SILT - dark brown, trace sand, hard, dry, no odor						NO WELL INSTALLED
40							
42.5							
45							
47.5	SAND - grey, fine-medium grained, trace silt, wet	48-50'	SS	100+			
50	END OF BORING AT 50 FEET						
52.5							
55							

NOTES:

BORING LOG / MONITORING WELL DIAGRAM

ABB ENVIRONMENTAL SERVICES, INC.

PROJECT NO.: 5774-07	PROJECT NAME: NVG MUNCIE		BORING/WELL DESIGNATION: SB-108		BORING/WELL LOCATION:
DRILLING CONTRACTOR: E.T.S.		DRILLING METHOD: HOLLOW STEM AUGER	BOREHOLE SIZE: 7.25 IN.	BOREHOLE DEPTH: 50 FT.	SEE FIGURE 2-1.
TE ARTED: 10-28-91	DATE COMPLETED: 10-28-91	GROUND ELEV.: - - FT.	MEASURING POINT ELEV: - - FT.	WELL DEPTH: - - FT.	
RIG: D-50	DRILLER: M. DENNY	HELPER: P. WARD	LOGGED BY: S. MURRAY		

DEPTH (FT.)	DESCRIPTION	SAMPLE NO.	SAMPLE TYPE	BLOW COUNTS(N)	FIELD CHEM.	COMMENTS	WELL DATA
0	CONCRETE						NO WELL INSTALLED
	SAND - yellow-brown, medium grained, trace silt, medium dense, dry, no odor	1-2'	SS	10-12			
2.5	GRAVELLY SILT - grey, trace sand, stiff, moist						
5	SILTY CLAY - light brown-grey, trace sand and fine gravel, firm, slightly plastic, moist, no odor	5-7'	SS	2-2-4-5			
7.5							
10	SILTY CLAY - brown, trace sand and fine gravel, very stiff, moist, no odor	10-12'	SS	6-8-13-14			
12.5							
15							

NOTES: 1. BORE HOLE WAS FILLED WITH A CEMENT-BENTONITE GROUT AND CAPPED WITH CONCRETE.

CR 430

BORING LOG / MONITORING WELL DIAGRAM (CONT'D)

PROJECT NO.: 5774-07	PROJECT NAME: NVG MUNCIE	BORING/WELL NUMBER: SB-108	BOREHOLE DEPTH: 50 FT.

DEPTH (FT.)	DESCRIPTION	SAMPLE NO.	SAMPLE TYPE	BLOW COUNTS(N)	FIELD CHEM.	COMMENTS	WELL DAT
15	GRAVELLY SAND - brown, medium grained, some silt, trace clay, dense, moist, no odor	15-17'	SS	10-12-11-9			
17.5	SAND - brown, fine-coarse grained, some silt, trace clay, medium dense, moist, no odor	17-19'	SS	9-14-16-21			
20	GRAVELLY SAND - brown-tan, medium-coarse grained, trace silt, medium dense, wet at 20 feet	19-21'	SS	19-17-10-6			
22.5							
25							
27.5							
30	GRAVEL - brown, some silt and sand, dense, wet	30-32'	SS	32-41-38-34			
	GRAVELLY SAND - grey, medium-coarse grained, very dense, wet, no odor						
32.5							
35							

NO WELL INSTALLED

PAGE 2

NOTES:

CR 430

ABB ENVIRONMENTAL

BORING LOG / MONITORING WELL DIAGRAM (CONT'D)

BORING/WELL NUMBER: SB-108

BOREHOLE DEPTH: : 50 FT.

PROJECT NO.: 5774-07

PROJECT NAME: NVG MUNCIE

DEPTH (FT.)	DESCRIPTION	SAMPLE NO.	SAMPLE TYPE	BLOW COUNTS(N)	FIELD CHEM.	COMMENTS	WELL DATA
35	GRAVELLY SAND - (continued)						NO WELL INSTALLED
37.5							
40	CLAYEY SILT - grey-brown, trace fine sand, hard, moist, dry, no odor	40-42'	SS	27-25-43-64			
42.5							
45							
47.5	SILT - grey-brown, trace gravel, some sand, hard, wet, no odor	48-50'	SS	11-25-22-28			
50	END OF BORING AT 50 FEET						
52.5							
55							

NOTES:

CR 430

ABB ENVIRONMENTAL SERVICES,

PROJECT NO.: 5774-07	PROJECT NAME: NVG MUNCIE		BORING/WELL DESIGNATION: SB-109		BORING/WELL LOCATI
DRILLING CONTRACTOR: E.T.S.		DRILLING METHOD: HOLLOW STEM AUGER	BOREHOLE SIZE: 7.25 IN.	BOREHOLE DEPTH: 50 FT.	SEE FIG. 2-1.
DATE STARTED: 10-29-91	DATE COMPLETED: 10-6-91	GROUND ELEV.: - - FT.	MEASURING POINT ELEV: - - FT.	WELL DEPTH: - - FT.	
RIG: D-50	DRILLER: M. DENNY	HELPER: D. STEPHENS	LOGGED BY: S. MURRAY		

DEPTH (FT.)	DESCRIPTION	SAMPLE NO.	SAMPLE TYPE	BLOW COUNTS(N)	FIELD CHEM.	COMMENTS	WELL DATA
0	ASPHALT						NO WELL INSTALLED
	GRAVEL - grey, trace sand and silt, medium dense, moist, no odor	0.5-2.5'	SS	6-13-6-10			
2.5	SAND - brown, medium grained, some gravel, trace silt, damp, no odor						
5	GRAVELLY CLAY - brown, trace sand and silt, hard, moist, (3" sand seam wet at 6 feet)	5-7'	SS	5-12-19-18			
7.5							
10							
	SILTY SAND - grey, fine grained, trace fine gravel, wet, (perched water)	10-12'	SS	8-16-14-12			
12.5							
15							

NOTES: 1. BORE HOLE WAS FILLED WITH A CEMENT-BENTONITE GROUT AND CAPPED WITH CONCRETE.

CR 430

BORING LOG / MONITORING WELL DIAGRAM (CONT'D)

ABB ENVIRONMENTAL SERVICES, INC.

PROJECT NO.: 5774-07	PROJECT NAME: NVG MUNCIE	BORING/WELL NUMBER: SB-109	BOREHOLE DEPTH: 50 FT.

DEPTH (FT.)	DESCRIPTION	SAMPLE NO.	SAMPLE TYPE	BLOW COUNTS(N)	FIELD CHEM.	COMMENTS	WELL DATA
15	NO RECOVERY - (BOULDER)	15-17'	SS	100+(2")			
17.5	GRAVELLY CLAY - brown, trace sand, hard, dry, no odor	17-19'	SS	100-26-51-64			NO WELL INSTALLED
20	GRAVELLY SILT - dark, grey, hard, dry, no odor	20-22	SS	70-50-24-31			
22.5		22-24'	SS	10-57-19-25			
	GRAVELLY CLAY - dark grey, hard, dry, no odor						
25		24-26'	SS	34-18-15-26			
	GRAVELLY SAND - grey, medium-coarse grained, trace silt, very dense, wet, no odor	26-28'	SS	21-39-34-32			
27.5							
	GRAVELLY CLAY - grey, hard, dry, no odor	28-30'	SS	105-25-31-27			
30							
	GRAVELLY CLAY - dark grey, hard, dry, no odor	31-33'	SS	22-34-56-60			
32.5							
35							

NOTES:

BORING LOG / MONITORING WELL DIAGRAM (CONT'D)

PROJECT NO.: 5774-07	PROJECT NAME: NVG MUNCIE	BORING/WELL NUMBER: SB-109	BOREHOLE DEPTH: 50 FT.

DEPTH (FT.)	DESCRIPTION	SAMPLE NO.	SAMPLE TYPE	BLOW COUNTS(N)	FIELD CHEM.	COMMENTS	WELL DAT
35	SANDY SILT - grey, hard, wet, no odor	35-37'	SS	53-33-41-54			
	NO RECOVERY	37-39'	SS	133-118-X-X			NO WELL INSTALLED
37.5	(Probably Sand)						
40	TOP OF INT. (Clay)						
42.5	SANDY SILT - grey, trace gravel, hard, wet, no odor	42-44'	SS	59-21-30-43			
45							
47.5		48-50'	SS	14-17-27-34			
50	END OF BORING AT 50 FEET						
52.5							
55							

NOTES: 1. NA - NOT ANALYZED.

BORING LOG / MONITORING WELL DIAGRAM

ABB ENVIRONMENTAL SERVICES, INC.

PROJECT NO.: 5774-07	PROJECT NAME: NVG MUNCIE		BORING/WELL DESIGNATION: SB-110	BORING/WELL LOCATION:
DRILLING CONTRACTOR: E.T.S.		DRILLING METHOD: HOLLOW STEM AUGER	BOREHOLE SIZE: 7.25 IN. / BOREHOLE DEPTH: 50 FT.	SEE FIGURE 2-1.
TE STARTED: 11-5-91	DATE COMPLETED: 11-6-91	GROUND ELEV.: - - FT. / MEASURING POINT ELEV: - - FT.	WELL DEPTH: - - FT.	
RIG: D-50	DRILLER: M. DENNY	HELPER: J. CLEVENGER	LOGGED BY: S. MURRAY	

DEPTH (FT.)	DESCRIPTION	SAMPLE NO.	SAMPLE TYPE	BLOW COUNTS(N)	FIELD CHEM.	COMMENTS	WELL DATA
0	CONCRETE						NO WELL INSTALLED
	SUB-GRADE AND CINDER DEBRIS	0.5-2'	SS	12-8-5			
2.5	CLAYEY-SILT - dark grey, trace gravel, firm, moist, slight odor						
5	SILTY-CLAY - light brown - green, trace sand, soft, plastic, moist	5-7'	SS	2-2-2-3			
7.5							
10		10-12'	SS	8-16-14-12			
12.5							
15							

NOTES: 1. BORE HOLE WAS FILLED WITH A CEMENT-BENTONITE GROUT AND CAPPED WITH CONCRETE.

PAGE 1 O.

CR 430

BORING LOG / MONITORING WELL DIAGRAM (CONT'D)

ABB ENVIRONMENTAL SERVICES, INC.

PROJECT NO.: 5774-07	PROJECT NAME: NVG MUNCIE	BORING/WELL NUMBER: SB-110	BOREHOLE DEPTH: 50 FT.

DEPTH (FT.)	DESCRIPTION	SAMPLE NO.	SAMPLE TYPE	BLOW COUNTS(N)	FIELD CHEM.	COMMENTS	WELL DAT
5	GRAVELLY CLAY - dark grey, trace sand, hard, slightly plastic, damp, no odor	15-17'	SS	17-18-41-8			
17.5							
20	SANDY GRAVEL - grey, some silt, dense, wet (groundwater at 20 feet)	20-22	SS	19-29-22-39			
22.5							
25							
27.5							
30	SAND - grey-brown, fine to medium grained, trace silt and fine gravel, dense, wet, no odor	30-32'	SS	20-12-23-30			
32.5							
35							

NO WELL INSTALLED

PAGE 2 [illegible]

NOTES:

CR 430

PROJECT NO.: 5774-07	PROJECT NAME: NVG MUNCIE	BORING/WELL NUMBER: SB-110	BOREHOLE DEPTH: 50 FT.

DEPTH (ft.)	DESCRIPTION	SAMPLE NO.	SAMPLE TYPE	BLOW COUNTS(N)	FIELD CHEM.	COMMENTS	WELL DATA
35	SAND - (continued)						NO WELL INSTALLED
37.5							
40							
42.5	GRAVELLY SAND - grey, fine-coarse grained, trace silt, very dense, wet, no odor	41.5-43.5'	SS	38-46-25-23			
45							
47.5		48-50'	SS	48-30-39-29			
50	END OF BORING AT 50 FEET						
52.5							
55							

NOTES:

BORING LOG / MONITORING WELL DIAGRAM

ABB ENVIRONMENTAL SERVICES, INC.

PROJECT NO.: 5774-07	PROJECT NAME: NVG MUNCIE		BORING/WELL DESIGNATION: SB-111		BORING/WELL LOCATION:
DRILLING CONTRACTOR: E.T.S.		DRILLING METHOD: HOLLOW STEM AUGER	BOREHOLE SIZE: 7.25 IN.	BOREHOLE DEPTH: 49 FT.	SEE FIGURE 2-1
DATE STARTED: 10-22-91	DATE COMPLETED: 10-23-91	GROUND ELEV.: - - FT.	MEASURING POINT ELEV: - - FT.	WELL DEPTH: - - FT.	
RIG: D-50	DRILLER: M. DENNY	HELPER: D. STEPHENS	LOGGED BY: S. MURRAY		

DEPTH (FT.)	DESCRIPTION	SAMPLE NO.	SAMPLE TYPE	BLOW COUNTS(N)	FIELD CHEM.	COMMENTS	WELL DATA
0	ASPHALT\CONCRETE						NO WELL INSTALLED
	SAND - brown, fine grained, some silt, and gravel, dry, no odor						
2.5	GRAVELLY SAND - brown, fine grained, some silt, dry, no odor						
5							
7.5	CLAYEY SILT - brown, trace sand and gravel, dry, no odor						
10	GRAVELLY SILT - brown, trace sand, dry, no odor						
12.5	GRAVEL AND SAND - brown, fine grained, some silt dry, no odor						
15							

NOTES: 1. SOIL DESCRIPTIONS LOGGED FROM CUTTINGS OFF AUGER FLIGHTS TO 17 FEET.
2. BORE HOLE WAS FILLED WITH A CEMENT-BENTONITE GROUT AND CAPPED WTIH CONCRETE.

CR 430

OJECT NO.: 5774-07 | PROJECT NAME: NVG MUNCIE | BORING/WELL NUMBER: SB-111 | BOREHOLE DEPTH: 49 FT.

PTH T.)	DESCRIPTION	SAMPLE NO.	SAMPLE TYPE	BLOW COUNTS(N)	FIELD CHEM.	COMMENTS	WELL DATA
5	GRAVEL AND SAND - (continued)						
17.5	GRAVEL AND SAND - brown, fine-medium grained, some silt, very dense, moist	17-19'	SS	22-29-30-40			NO WELL INSTALLED
	SAND - brown, fine-medium grained, some silt, very dense, wet, no odor						
20							
22.5							
25							
27.5	GRAVELLY SAND - brown, fine-coarse grained, trace silt, dense, wet, no odor	27-29'	SS	15-15-27-45			
30							
32.5							
35							

NOTES:

BORING LOG / MONITORING WELL DIAGRAM (CONT'D)

ABB ENVIRONMENTAL SERVICES, INC.

PROJECT NO.: 5774-07	PROJECT NAME: NVG MUNCIE	BORING/WELL NUMBER: SB-111	BOREHOLE DEPTH: 49 FT.

DEPTH (FT.)	DESCRIPTION	SAMPLE NO.	SAMPLE TYPE	BLOW COUNTS(N)	FIELD CHEM.	COMMENTS	WELL DAT
	GRAVELLY SAND - (continued)						
37.5	SAND - brown, medium grained, some silt, trace gravel, very dense wet, no odor	37-39'	SS	39-29-39-73			NO WELL INSTALLED
40							
42.5							
45							
47.5	GRAVELLY SAND - grey, fine-coarse grained, trace silt, very dense, wet	47-49'	SS	24-62-100-X			
	END OF BORING AT 49 FEET						
50							
52.5							
55							

NOTES:

CR 430

BORING LOG / MONITORING WELL DIAGRAM

ABB ENVIRONMENTAL SERVICES, INC.

PROJECT NO.: 5774-07	PROJECT NAME: NVG MUNCIE		BORING/WELL DESIGNATION: SB-112	BORING/WELL LOCATION:
DRILLING CONTRACTOR: E.T.S.		DRILLING METHOD: HOLLOW STEM AUGER	BOREHOLE SIZE: 7.25 IN.	BOREHOLE DEPTH: 50 FT.
DATE STARTED: 10-24-91	DATE COMPLETED: 10-24-91	GROUND ELEV.: - - FT.	MEASURING POINT ELEV: - - FT.	WELL DEPTH: - - FT.
RIG: D-50	DRILLER: M. DENNY	HELPER: P. WARD	LOGGED BY: S. MURRAY	SEE FIGURE 2-1.

DEPTH (FT.)	DESCRIPTION	SAMPLE NO.	SAMPLE TYPE	BLOW COUNTS(N)	FIELD CHEM.	COMMENTS	WELL DATA
0	CLAY - brown, trace sand and gravel, some silt, slightly plastic, moist, no odor						NO WELL INSTALLED
2.5	CLAYEY SILT - brown, trace sand and gravel, some silt, slightly plastic, moist,						
5							
7.5	GRAVELLY SILT - brown, trace clay, and gravel, hard, dry						
10							
12.5							
15							

NOTES: 1. SOIL DESCRIPTIONS LOGGED FROM CUTTINGS OFF AUGER FLIGHTS TO 17 FEET.
2. BORE HOLE WAS FILLED WITH A CEMENT-BENTONITE GROUT AND CAPPED WTIH CONCRETE.

CR 430

BORING LOG / MONITORING WELL DIAGRAM (CONT'D)

ABB ENVIRONMENTAL SERVICES, INC.

PROJECT NO.: 5774-07	PROJECT NAME: NVG MUNCIE	BORING/WELL NUMBER: SB-112	BOREHOLE DEPTH: 50 FT.

DEPTH (FT.)	DESCRIPTION	SAMPLE NO.	SAMPLE TYPE	BLOW COUNTS(N)	FIELD CHEM.	COMMENTS	WELL DATA
	GRAVELLY SILT - (continued)						
17.5	SAND - brown, fine-medium grained, trace silt, very dense, moist	17-18.5'	SS	29-36-32			NO WELL INSTALLED
	GRAVEL AND SAND - brown, medium-coarse grained, some silt, very dense, moist, no odor	18.5-20.5'	SS	19-36-77-69			
20	GRAVELLY SAND - grey, medium-coarse grained, some silt, dense, wet	20.5-22.5'	SS	2-9-34-100			
22.5							
25							
27.5							
30	SILTY CLAY - grey, trace gravel, hard, non-plastic, moist	30.5-32.5'	SS	8-13-23-26			
32.5							
35							

NOTES:

CR 430

PROJECT NO.: 5774-07	PROJECT NAME: NVG MUNCIE	BORING/WELL NUMBER: SB-112	BOREHOLE DEPTH: 50 FT.

DEPTH (ft.)	DESCRIPTION	SAMPLE NO.	SAMPLE TYPE	BLOW COUNTS(N)	FIELD CHEM.	COMMENTS	WELL DATA
35							
37.5							NO WELL INSTALLED
40	SILTY CLAY - grey, plastic, moist						
	SAND - grey, fine-medium grained, some silt, dense, wet, no odor	40.5-42.5'	SS	3-13-30-25			
42.5							
45							
47.5	SAND - grey, fine-medium grained, some silt, trace gravel, wet,						
	GRAVELLY CLAY - light brown-gray, some silt, hard, non-plastic, moist,	48-50'	SS	15-37-26-32			
50	END OF BORING AT 50 FEET						
52.5							
55							

NOTES:

BORING LOG / MONITORING WELL DIAGRAM

ABB ENVIRONMENTAL SERVICES, INC.

PROJECT NO.: 5774-07	PROJECT NAME: NVG MUNCIE		BORING/WELL DESIGNATION: SB-114	BORING/WELL LOCATION: SEE FIGURE 2-1
DRILLING CONTRACTOR: E.T.S.		DRILLING METHOD: HOLLOW STEM AUGER	BOREHOLE SIZE: 7.25 IN. / BOREHOLE DEPTH: 50 FT.	
DATE STARTED: 10-30-91	DATE COMPLETED: 10-31-91	GROUND ELEV.: - - FT. / MEASURING POINT ELEV: - - FT.	WELL DEPTH: - - FT.	
RIG: D-50	DRILLER: M. DENNY	HELPER: J. CLEVENGER	LOGGED BY: S. MURRAY	

DEPTH (FT.)	DESCRIPTION	SAMPLE NO.	SAMPLE TYPE	BLOW COUNTS(N)	FIELD CHEM.	COMMENTS	WELL DATA
0	ASPHALT\CONCRETE						NO WELL INSTALLED
	SAND - light brown, fine-coarse grained, trace silt and gravel, no odor						
2.5							
	SILTY CLAY - dark brown-black, trace sand and gravel, soft, plastic, moist, no odor						
5							
	CLAYEY SILT - light brown, trace sand, soft, moist, no odor						
7.5							
10							
12.5							
15							

NOTES: 1. SOIL DESCRIPTIONS LOGGED FROM CUTTINGS OFF AUGER FLIGHTS TO 18 FEET.
2. BORE HOLE WAS FILLED WITH A CEMENT-BENTONITE GROUT AND CAPPED WTIH CONCRETE.

CR 430

BORING LOG / MONITORING WELL DIAGRAM (CONT'D)

ABB ENVIRONMENTAL SERVICES, INC.

PROJECT NO.: 5774-07	PROJECT NAME: NVG MUNCIE	BORING/WELL NUMBER: SB-114	BOREHOLE DEPTH: 50 FT.

TH (.)	DESCRIPTION	SAMPLE NO.	SAMPLE TYPE	BLOW COUNTS(N)	FIELD CHEM.	COMMENTS	WELL DATA
15							
17.5	GRAVELLY SAND - light brown, fine-medium grained, some silt, medium dense, wet, odor present	18-20'	SS	3-4-9-13			NO WELL INSTALLED
20		20-22'	SS	3-4-6-5		SHEEN PRESENT IN SAMPLER	
22.5							
25							
27.5							
30	GRAVELLY SAND - light brown, medium-coarse grained, trace silt, very dense, wet, no odor	30-32'	SS	44-64-29-32			
32.5						COBBLES AT 33 FEET	
35							

NOTES:

CR 430

BORING LOG / MONITORING WELL DIAGRAM (CONT'D)

ABB ENVIRONMENTAL SERVICES, INC.

PROJECT NO.: 5774-07	PROJECT NAME: NVG MUNCIE	BORING/WELL NUMBER: SB-114	BOREHOLE DEPTH: 50 FT.

DEPTH (FT.)	DESCRIPTION	SAMPLE NO.	SAMPLE TYPE	BLOW COUNTS(N)	FIELD CHEM.	COMMENTS	WELL DAT/
	GRAVELLY SAND - (continued)						
37.5							NO WELL INSTALLED
40	SAND - grey, medium-coarse grained, trace silt, very dense, wet, no odor	40-42'	SS	29-29-40-40			
	SILT - grey, hard, wet						
42.5							
45							
47.5		48-50'	SS	10-18-28-41			
50	END OF BORING AT 50 FEET						
52.5							
55							

NOTES:

CR 430

BORING LOG / MONITORING WELL DIAGRAM

ABB ENVIRONMENTAL SERVICES, INC.

PROJECT NO.: 5774-07	PROJECT NAME: NVG MUNCIE		BORING/WELL DESIGNATION: SB-115	BORING/WELL LOCATION:
DRILLING CONTRACTOR: E.T.S.		DRILLING METHOD: HOLLOW STEM AUGER	BOREHOLE SIZE: 7.25 IN. / BOREHOLE DEPTH: 50 FT.	SEE FIGURE 2-1.
DATE STARTED: 10-30-91	DATE COMPLETED: 10-30-91	GROUND ELEV.: - - FT. / MEASURING POINT ELEV: - - FT.	WELL DEPTH: - - FT.	
RIG: D-50	DRILLER: M. DENNY	HELPER: J. CLEVENGER	LOGGED BY: S. MURRAY	

DEPTH (FT.)	DESCRIPTION	SAMPLE NO.	SAMPLE TYPE	BLOW COUNTS(N)	FIELD CHEM.	COMMENTS	WELL DATA
0	ASPHALT\CONCRETE						
	SILTY CLAY - brown, trace gravel moist, no odor						
2.5							
	CLAYEY SILT - dark brown, trace sand and gravel						
5							
	SANDY SILT - grey, trace gravel, very moist-wet, no odor						
7.5							
10	NO CUTTINGS						
12.5							
15							

NOTES: 1. SOIL DESCRIPTIONS LOGGED FROM CUTTINGS OFF AUGER FLIGHTS TO 20 FEET.
2. BORE HOLE WAS FILLED WITH A CEMENT-BENTONITE GROUT AND CAPPED WTIH CONCRETE.

CR430

PROJECT NO.: 5774-07	PROJECT NAME: NVG MUNCIE	BORING/WELL NUMBER: SB-115	BOREHOLE DEPTH: 50 FT.

DEPTH (FT.)	DESCRIPTION	SAMPLE NO.	SAMPLE TYPE	BLOW COUNTS(N)	FIELD CHEM.	COMMENTS	WELL DAT
	NO CUTTINGS - (continued)						
17.5							
20	CLAYEY SILT - brown, trace sand, stiff, moist no odor	20-22'	SS	9-12-11-12			
	SANDY GRAVEL - brown, trace sand, stiff, medium dense, moist, wet, no odor						
22.5	GRAVELLY SILT - grey, trace sand, hard, dry, no odor	22-24'	SS	8-11-41-60			
25							
	GRAVELLY SILT - grey, some sand, hard, dry, no odor	26-28'	SS	29-29-39-52			
27.5	GRAVELLY SAND - grey, trace silt, dense, wet, no odor						
30	SAND - brown, medium grained, trace gravel, dense, wet, no odor	30-32'	SS	39-54-89-52			
32.5							
35							

NOTES:

BORING LOG / MONITORING WELL DIAGRAM (CONT'D)

ABB ENVIRONMENTAL SERVICES, INC.

PROJECT NO.: 5774-07	PROJECT NAME: NVG MUNCIE	BORING/WELL NUMBER: SB-115	BOREHOLE DEPTH: 50 FT.

DEPTH (FT.)	DESCRIPTION	SAMPLE NO.	SAMPLE TYPE	BLOW COUNTS(N)	FIELD CHEM.	COMMENTS	WELL DATA
35							
37.5							
40	SAND - grey, medium-coarse grained, some gravel, trace silt, very dense, wet, no odor	40-42'	SS	40-40-40-43			
42.5							
45							
47.5	GRAVELLY SAND - grey, medium-coarse grained, trace silt, very dense, wet, no odor	48-50'	SS	22-27-29-50			
50	END OF BORING AT 50 FEET						
52.5							
55							

NOTES:

CR430

BORING LOG / MONITORING WELL DIAGRAM

ABB ENVIRONMENTAL SERVICES, INC.

PROJECT NO.: 5774-07	PROJECT NAME: NVG MUNCIE		BORING/WELL DESIGNATION: SB-116		BORING/WELL LOCATION:
DRILLING CONTRACTOR: E.T.S.		DRILLING METHOD: HOLLOW STEM AUGER	BOREHOLE SIZE: 7.25 IN.	BOREHOLE DEPTH: 49.5 FT.	
DATE STARTED: 10-30-91	DATE COMPLETED: 10-30-91	GROUND ELEV.: - - FT.	MEASURING POINT ELEV: - - FT.	WELL DEPTH: - - FT.	SEE FIGURE 2-1.
RIG: CME-55	DRILLER: D. BLACK	HELPER: D. STEPHENS	LOGGED BY: D. H. BELAN		

DEPTH (FT.)	DESCRIPTION	SAMPLE NO.	SAMPLE TYPE	BLOW COUNTS(N)	FIELD CHEM.	COMMENTS	WELL DATA
0							NO WELL INSTALLED
2.5							
5							
7.5							
10							
12.5							
15							

NOTES: 1. SOIL BORING PROFILE DRILLED TO 19 FEET.
2. BORE HOLE WAS FILLED WITH A CEMENT-BENTONITE GROUT AND CAPPED WTIH CONCRETE.

CR430

PROJECT NO.: 5774-07	PROJECT NAME: NVG MUNCIE	BORING/WELL NUMBER: SB-116	BOREHOLE DEPTH: 49.5 FT.

DEPTH (FT.)	DESCRIPTION	SAMPLE NO.	SAMPLE TYPE	BLOW COUNTS(N)	FIELD CHEM.	COMMENTS	WELL DATA
15							
17.5							NO WELL INSTALLED
	CLAY - brown, trace gravel and silt, plastic, damp-moist, no odor						
20	GRAVEL - brown, some sand, wet, no odor	19-21'	SS	10-10-8-9			
	SAND - brown, medium-coarse grained, trace silt, medium dense, wet, no odor						
22.5							
25						DRILLER REPORTS CHANGE TO HARD DRILLING AT 26 FEET	
27.5							
	SAND - grey, fine-coarse grained, some gravel, very dense, wet, no odor	28-30'	SS	17-21-30-44			
	GRAVEL - some sand, wet, no odor						
30							
32.5							
35							

NOTES:

PROJECT NO.: 5774-07	PROJECT NAME: NVG MUNCIE	BORING/WELL NUMBER: SB-116	BOREHOLE DEPTH: 49.5 FT.

DEPTH (FT.)	DESCRIPTION	SAMPLE NO.	SAMPLE TYPE	BLOW COUNTS(N)	FIELD CHEM.	COMMENTS	WELL DATA
37.5	SAND - grey, coarse grained, medium dense, wet, no odor	38-40'	SS	24-20-12-16			NO WELL INSTALLED
40	SILT - grey, little clay, trace sand, damp, no odor						
42.5							
5							
47.5	ROCK FRAGMENTS AND GRAVEL - wet, no odor	48-49.5'					
	END OF BORING AT 49.5 FEET						
50							
52.5							
55							

NOTES:

BORING LOG / MONITORING WELL DIAGRAM

ABB ENVIRONMENTAL SERVICES, INC.

PROJECT NO.: 5774-07	PROJECT NAME: NVG MUNCIE		BORING/WELL DESIGNATION: SB-117A		BORING/WELL LOCATION:
DRILLING CONTRACTOR: E.T.S.		DRILLING METHOD: HOLLOW STEM AUGER	BOREHOLE SIZE: 7.25 IN.	BOREHOLE DEPTH: 73.5 FT.	SEE FIGURE 2-1.
DATE STARTED: 11-22-91	DATE COMPLETED: 11-22-91	GROUND ELEV.: - - FT.	MEASURING POINT ELEV: - - FT.	WELL DEPTH: - - FT.	
RIG: CME-55	DRILLER: M. DENNY	HELPER: D. STEPHENS	LOGGED BY: S. MURRAY		

DEPTH (FT.)	DESCRIPTION	SAMPLE NO.	SAMPLE TYPE	BLOW COUNTS(N)	FIELD CHEM.	COMMENTS	WELL DATA
0	ASPHALT/CONCRETE						NO WELL INSTALLED
	SILTY CLAY - brown, trace sand and gravel, plastic moist, no odor						
2.5							
5							
7.5	CLAYEY SILT - grey, trace sand and fine gravel, moist,						
10							
12.5		13-15'					
15							

NOTES: 1. SOIL DESCRIPTIONS LOGGED FROM CUTTINGS OFF AUGER FLIGHTS TO 25 FEET.
2. BORE HOLE WAS FILLED WITH A CEMENT-BENTONITE GROUT AND CAPPED WTIH CONCRETE.

CR430

BORING LOG / MONITORING WELL DIAGRAM (CONT'D)

ABB ENVIRONMENTAL SERVICES, INC.

PROJECT NO.: 5774-07	PROJECT NAME: NVG MUNCIE	BORING/WELL NUMBER: SB-117A	BOREHOLE DEPTH: 73.5 FT.

DEPTH (FT.)	DESCRIPTION	SAMPLE NO.	SAMPLE TYPE	BLOW COUNTS(N)	FIELD CHEM.	COMMENTS	WELL DATA
	CLAYEY SILT - (continued)						NO WELL INSTALLED
17.5							
20							
22.5							
25	SILT - grey, trace sand and gravel, hard, wet, no odor	25-27'	SS	6-12-16-27			
	SAND - grey, medium grained, some silt, trace gravel, dense, wet						
27.5							
30	SAND - grey, meduim-coarse grained, some gravel, trace silt, very dense, wet, no odor	30-32'	SS	17-22-34-44			
32.5							
35							

NOTES:

CR430

BORING LOG / MONITORING WELL DIAGRAM (CONT'D)

ABB ENVIRONMENTAL SERVICES, INC.

PROJECT NO.: 5774-07	PROJECT NAME: NVG MUNCIE	BORING/WELL NUMBER: SB-117A	BOREHOLE DEPTH: 73.5

DEPTH (FT.)	DESCRIPTION	SAMPLE NO.	SAMPLE TYPE	BLOW COUNTS(N)	FIELD CHEM.	COMMENTS	WELL DATA
35	GRAVELLY SAND - grey, fine-coarse grained, very dense, wet,	35-37'	SS	40-33-73-73			NO WELL INSTALLED
37.5							
40		40-42'	SS	50-62-65-80			
42.5							
	CLAYEY SILT - grey, trace gravel, hard, dry, no odor	45-47'	SS	40-40-70-80			
47.5						DRILLER REPORTS CHANGE IN DRILLING CONDITIONS	
50	GRAVELLY SAND - grey, medium-coarse grained, trace silt, very dense, wet	50-52'	SS	109-82-59-50			
52.5							
55							

NOTES:

BORING LOG / MONITORING WELL DIAGRAM (CONT'D)

PROJECT NO.: 5774-07	PROJECT NAME: NVG MUNCIE	BORING/WELL NUMBER: SB-117A	BOREHOLE DEPTH: 73.5 FT.

	DESCRIPTION	SAMPLE NO.	SAMPLE TYPE	BLOW COUNTS(N)	FIELD CHEM.	COMMENTS	WELL DATA
55		55-57'	SS	41-54-73-100			NO WELL INSTALLED
	SAND - brown, fine-coarse grained, trace fine gravel, very dense, wet						
57.5							
60		60-62'	SS	34-26-36-70			
62.5							
65		65-67'	SS	24-26-28-44			
67.5							
70		70-72'	SS	20-13-22-44			
	SILTY CLAY - light brown, trace fine gravel, hard, dry						
72.5							
	END OF BORING AT 73.5 FEET (BEDROCK)						
75							

NOTES:

BORING LOG / MONITORING WELL DIAGRAM

ABB ENVIRONMENTAL SERVICES, INC.

PROJECT NO.: 5774-07	PROJECT NAME: NVG MUNCIE		BORING/WELL DESIGNATION: SB-118	BORING/WELL LOCATION:
DRILLING CONTRACTOR: E.T.S.		DRILLING METHOD: HOLLOW STEM AUGER	BOREHOLE SIZE: 7.25 IN. / BOREHOLE DEPTH: 50 FT.	SEE FIGURE 2-1.
DATE STARTED: 11-9-91	DATE COMPLETED: 11-9-91	GROUND ELEV.: - - FT. / MEASURING POINT ELEV: - - FT.	WELL DEPTH: - - FT.	
RIG: D-50	DRILLER: M. DENNY	HELPER: D. STEPHENS	LOGGED BY: S. MURRAY	

DEPTH (FT.)	DESCRIPTION	SAMPLE NO.	SAMPLE TYPE	BLOW COUNTS(N)	FIELD CHEM.	COMMENTS	WELL DATA
0	ASPHALT						NO WELL INSTALLED
	SAND - brown, medium grained, trace silt and gravel						
2.5							
5	GRAVELLY SAND - brown, medium grained, moist						
7.5							
10							
	GRAVELLY SILT - grey-brown, hard, moist						
12.5							
15							

NOTES: 1. SOIL DESCRIPTIONS LOGGED FROM CUTTINGS OFF AUGER FLIGHTS TO 23 FEET.
2. BORE HOLE WAS FILLED WITH A CEMENT-BENTONITE GROUT AND CAPPED WTIH CONCRETE.

CR 430

BORING LOG / MONITORING WELL DIAGRAM (CONT'D)

ABB ENVIRONMENTAL SERVICES, INC.

PROJECT NO.: 5774-07	PROJECT NAME: NVG MUNCIE	BORING/WELL NUMBER: SB-118	BOREHOLE DEPTH: 50 FT.

DEPTH (FT.)	DESCRIPTION	SAMPLE NO.	SAMPLE TYPE	BLOW COUNTS(N)	FIELD CHEM.	COMMENTS	WELL DATA
	GRAVELLY SILT - (continued)						
17.5	SAND AND GRAVEL						NO WELL INSTALLED
20							
22.5							
	GRAVELLY SAND - grey-brown, fine-coarse, trace silt, very dense, wet	23-25'	SS	12-26-28-25			
25							
27.5							
30							
32.5							
	SAND - grey, fine-medium grained, some silt, trace fine gravel, medium dense, wet, no odor	33-35'	SS	8-7-9-30			
35							

NOTES:

CR 430

PROJECT NO.: 5774-07	PROJECT NAME: NVG MUNCIE	BORING/WELL NUMBER: SB-118	BOREHOLE DEPTH: 50 FT.

DEPTH (FT.)	DESCRIPTION	SAMPLE NO.	SAMPLE TYPE	BLOW COUNTS(N)	FIELD CHEM.	COMMENTS	WELL DATA
35	SAND - (continued)						NO WELL INSTALLED
37.5							
40							
42.5	GRAVELLY SAND - brown-grey, fine-medium grained, some silt, very dense, wet	43-45'	SS	34-32-26-37			
45							
47.5	SILT - gray, very stiff, moist	48-50'	SS	27-12-16-18			
50	END OF BORING AT 50 FEET						
52.5							
55							

NOTES:

BORING LOG / MONITORING WELL DIAGRAM

ABB ENVIRONMENTAL SERVICES, INC.

PROJECT NO.: 5774-07	PROJECT NAME: NVG MUNCIE		BORING/WELL DESIGNATION: SB-119	BORING/WELL LOCATION:
DRILLING CONTRACTOR: E.T.S.	DRILLING METHOD: HOLLOW STEM AUGER		BOREHOLE SIZE: 7.25 IN.	BOREHOLE DEPTH: 50 FT.
TE RTED: 10-31-91	DATE COMPLETED: 11-8-91	GROUND ELEV.: - - FT.	MEASURING POINT ELEV: - - FT.	WELL DEPTH: - - FT.
RIG: D-50	DRILLER: M. DENNY	HELPER: D. STEPHENS	LOGGED BY: S. MURRAY	SEE FIGURE 2-1.

DEPTH (FT.)	DESCRIPTION	SAMPLE NO.	SAMPLE TYPE	BLOW COUNTS(N)	FIELD CHEM.	COMMENTS	WELL DATA
0	CLAY - grey-brown, plastic, damp, no odor						NO WELL INSTALLED
2.5							
5	GRAVEL						
7.5	CLAY - brown, plastic, damp, no odor						
	SILTY CLAY - brown-grey, plastic, damp						
10							
	SILT - grey, some clay and gravel, dry-damp, hard, no odor						
12.5							
	SILT - grey, some gravel, little fine sand, damp, hard, no odor						
15		14-16'	SS	9-33-38-68			

OTES: 1. SOIL DESCRIPTIONS LOGGED FROM CUTTINGS OFF AUGER FLIGHTS TO 14 FEET.
2. BORE HOLE WAS FILLED WITH A CEMENT-BENTONITE GROUT AND CAPPED WTIH CONCRETE.

CR 430

BORING LOG / MONITORING WELL DIAGRAM (CONT'D)

PROJECT NO.: 5774-07	PROJECT NAME: NVG MUNCIE	BORING/WELL NUMBER: SB-119	BOREHOLE DEPTH: 50 F

ABB ENVIRONMENTAL SERVICES,

DEPTH (FT.)	DESCRIPTION	SAMPLE NO.	SAMPLE TYPE	BLOW COUNTS(N)	FIELD CHEM.	COMMENTS	WELL DATA
15	SILT - (continued)	14-16'	SS	9-33-38-68			
17.5	GRAVELLY SAND - grey, fine-medium grained, trace silt, very dense, moist-wet, no odor	16.5-18.5	SS	26-44-52-70			
20	SILT - grey, some gravel, trace sand, hard, moist, no odor	18.5-20'	SS	33-64-140 (3")			
22.5							
25							
27.5	SILTY SAND - grey, fine grained, trace gravel, dense, wet, no odor	28-30'	SS	34-22-10-28		DRILLER REPORTS CHANGE TO HARD DRILLING AT 26 FEET	
30							
32.5							

NO WELL INSTALLED

S:

CR 430

BORING LOG / MONITORING WELL DIAGRAM (CONT'D)

PROJECT NO.: 5774-07 | PROJECT NAME: NVG MUNCIE | BORING/WELL NUMBER: SB-119 | BOREHOLE DEPTH: 50 FT.

DEPTH (FT.)	DESCRIPTION	SAMPLE NO.	SAMPLE TYPE	BLOW COUNTS(N)	FIELD CHEM.	COMMENTS	WELL DAT
35	SILTY SAND - (continued)						NO WELL INSTALLED
37.5	SAND - grey, medium-coarse grained, some gravel, very dense, wet, no odor	38-40'	SS	24-20-12-16			
	SILT - grey, hard, moist-wet, no odor						
40							
42.5							
45							
47.5	SAND - grey, fine-medium grained, hard, moist, no odor	48-50'	SS	27-12-16-18			
	GRAVELLY SILT - grey, hard, moist, no odor						
50	END OF BORING AT 50 FEET						
52.5							
55							

NOTES:

BORING LOG / MONITORING WELL DIAGRAM

ABB ENVIRONMENTAL SERVICES, INC.

PROJECT NO.: 5774-07	PROJECT NAME: NVG MUNCIE		BORING/WELL DESIGNATION: SB-120	BORING/WELL LOCATION:
DRILLING CONTRACTOR: E.T.S.	DRILLING METHOD: HOLLOW STEM AUGER		BOREHOLE SIZE: 7.25 IN. / BOREHOLE DEPTH: 22 FT.	SEE FIGURE 2-1.
DATE STARTED: 11-10-91	DATE COMPLETED: 11-11-91	GROUND ELEV.: - - FT. / MEASURING POINT ELEV: - - FT.	WELL DEPTH: - - FT.	
RIG: CME-55	DRILLER: M. DENNY	HELPER: D. STEPHENS	LOGGED BY: S. MURRAY	

DEPTH (FT.)	DESCRIPTION	SAMPLE NO.	SAMPLE TYPE	BLOW COUNTS(N)	FIELD CHEM.	COMMENTS	WELL DATA
0	ASPHALT						NO WELL INSTALLED
	SAND (FIL) - brown, medium grained, some gravel						
2.5	CLAYEY-SILT - black, soft, trace sand and gravel						
5							
7.5	CLAYEY-SILT - light brown, trace sand and gravel, moist (brick fragments at 8 feet)						
10							
12.5	GRAVELLY-SILT - light brown, some sand, moist, no odor						
15							

NOTES: 1. SOIL DESCRIPTIONS LOGGED FROM CUTTINGS OFF AUGER FLIGHTS TO 18 FEET.
2. BORE HOLE WAS FILLED WITH A CEMENT-BENTONIE GROUT AND CAPPED WITH CONCRETE.

CR 430

BORING LOG / MONITORING WELL DIAGRAM (CONT'D)

ABB ENVIRONMENTAL SERVICES, INC.

PROJECT NO.: 5774-07	PROJECT NAME: NVG MUNCIE	BORING/WELL NUMBER: SB-120	BOREHOLE DEPTH: 22 FT.

DEPTH (FT.)	DESCRIPTION	SAMPLE NO.	SAMPLE TYPE	BLOW COUNTS(N)	FIELD CHEM.	COMMENTS	WELL DAT
	(slight odor at 16 feet)						
17.5	SAND - brown, medium grained, some silt, trace gravel, medium dense, moist, wet (wet at approx. 19.3 feet)	18-20'	SS	10-6-6-6			N O W E L L I N S T A L L E D
20	GRAVELLY SAND - brown, medium-coarse grained, trace boulders, very dense, wet, no odor	20-22'	SS	5-37-23-27			
22.5	END OF BORING AT 22 FEET						
25							
27.5							
30							
32.5							
35							

PAGE 2 OF

NOTES:

CR 430

BORING LOG / MONITORING WELL DIAGRAM

ABB ENVIRONMENTAL SERVICES, INC.

PROJECT NO.: 5774-07	PROJECT NAME: NVG MUNCIE		BORING/WELL DESIGNATION: SB-121		BORING/WELL LOCATION:
DRILLING CONTRACTOR: E.T.S.		DRILLING METHOD: HOLLOW STEM AUGER	BOREHOLE SIZE: 7.25 IN.	BOREHOLE DEPTH: 24 FT.	SEE FIGURE 2-1.
DATE STARTED: 11-11-91	DATE COMPLETED: 11-11-91	GROUND ELEV.: - - FT.	MEASURING POINT ELEV: - - FT.	WELL DEPTH: - - FT.	
RIG: CME-55	DRILLER: M. DENNY	HELPER: D. STEPHENS	LOGGED BY: S. MURRAY		

DEPTH (FT.)	DESCRIPTION	SAMPLE NO.	SAMPLE TYPE	BLOW COUNTS(N)	FIELD CHEM.	COMMENTS	WELL DATA
0	SILTY TOPSOIL - dark brown						NO WELL INSTALLED
2.5	SILT - light brown, some gravel, trace sand, hard, moist, no odor						
5							
7.5	GRAVELLY SILT - light brown, trace sand and clay						
10							
12.5							
15							

NOTES: 1. SOIL DESCRIPTIONS LOGGED FROM CUTTINGS OFF AUGER FLIGHTS TO 23 FEET.

PROJECT NO.: 5774-07	PROJECT NAME: NVG MUNCIE	BORING/WELL NUMBER: SB-121	BOREHOLE DEPTH: 24 FT.

DEPTH (FT.)	DESCRIPTION	SAMPLE NO.	SAMPLE TYPE	BLOW COUNTS(N)	FIELD CHEM.	COMMENTS	WELL DAT
15	GRAVELLY SILT - (continued)						
	GRAVELLY SAND - brown						
17.5							NO WELL INSTALLED
20	GRAVELLY SAND - light brown, fine-coarse grained, very dense, wet, no odor	20-22'	SS	5-49-230-152			
22.5	(3" silt seam at 23')	22-24'	SS	9-37-47-52			
	SAND - grey, medium-coarse grained, trace silt and fine gravel, very dense, wet						
	END OF BORING AT 24 FEET						
25							
27.5							
30							
32.5							
35							

NOTES: 1. SOIL DESCRIPTIONS LOGGED FROM CUTTINGS FROM AUGER FLIGHTS TO 20 FEET.

BORING LOG / MONITORING WELL DIAGRAM

ABB ENVIRONMENTAL SERVICES, INC.

PROJECT NO.: 5774-07	PROJECT NAME: NVG MUNCIE		BORING/WELL DESIGNATION: SB-122	BORING/WELL LOCATION:
DRILLING CONTRACTOR: E.T.S.		DRILLING METHOD: HOLLOW STEM AUGER	BOREHOLE SIZE: 7.25 IN.	BOREHOLE DEPTH: 49 FT.
DATE STARTED: 11-07-91	DATE COMPLETED: 11-07-91	GROUND ELEV.: - - FT.	MEASURING POINT ELEV: - - FT.	WELL DEPTH: - - FT.
RIG: CME-55	DRILLER: M. DENNY	HELPER: D. STEPHENS	LOGGED BY: S. MURRAY	SEE FIGURE 2-1.

DEPTH (FT.)	DESCRIPTION	SAMPLE NO.	SAMPLE TYPE	BLOW COUNTS(N)	FIELD CHEM.	COMMENTS	WELL DATA
0	ASPHALT						NO WELL INSTALLED
	SAND - grey, medium grained, some gravel, no odor						
2.5	SILTY CLAY - grey-black, some gravel, trace sand, moist, no odor						
5							
	SILTY CLAY - brown, trace sand and gravel, moist, no odor						
7.5							
10							
12.5							
	GRAVELLY SAND - brown, medium grained, trace silt, no odor						
15							

NOTES: 1. SOIL DESCRIPTIONS LOGGED FROM CUTTINGS OFF AUGER FLIGHTS TO 18 FEET.

CR430

PROJECT NO.: 5774-07	PROJECT NAME: NVG - MUNCIE	BORING/WELL NUMBER: SB-122	BOREHOLE DEPTH: 49 FT.

DEPTH (FT.)	DESCRIPTION	SAMPLE NO.	SAMPLE TYPE	BLOW COUNTS(N)	FIELD CHEM.	COMMENTS	WELL DAT
17.5	SANDY CLAY - brown, very stiff, moist, no odor	18-20'	SS	4-12-16-34			NO WELL INSTALLED
20	SAND - brown, medium grained, some gravel, dense, moist-wet, no odor	20-22'	SS	6-19-23-40			
22.5	SANDY SILT - brown, some gravel, hard, moist, no odor SILT - brown, some gravel, trace sand, hard, moist, no odor	22-24'	SS	20-61-94-100			
5							
27.5	SAND - grey, fine-coarse grained, trace silt and fine gravel, dense, wet, no odor	26-28'	SS	9-18-17-58			
30	CLAYEY SILT - brown-grey, hard, dry, no odor						
32.5							
35							

NOTES:

PROJECT NO.: 5774-07	PROJECT NAME: NVG MUNCIE	BORING/WELL NUMBER: SB-122	BOREHOLE DEPTH: 49 FT.

DEPTH (FT.)	DESCRIPTION	SAMPLE NO.	SAMPLE TYPE	BLOW COUNTS(N)	FIELD CHEM.	COMMENTS	WELL DATA
35							
37.5							NO WELL INSTALLED
	SILTY SAND - grey, fine-medium grained some gravel, very dense, wet, no odor	38-40'	SS	42-28-29-22			
40							
42.5							
45							
47.5							
	GRAVELLY SAND - light brown, fine-coarse grained, trace silt,	48-49'	SS	111-114			
	END OF BORING AT 49 FEET						
50							
52.5							
55							

NOTES:

BORING LOG / MONITORING WELL DIAGRAM

ABB ENVIRONMENTAL SERVICES, INC.

PROJECT NO.: 5774-07	PROJECT NAME: NVG MUNCIE		BORING/WELL DESIGNATION: SB-123	BORING/WELL LOCATION:
DRILLING CONTRACTOR: E.T.S.		DRILLING METHOD: HOLLOW STEM AUGER	BOREHOLE SIZE: 7.25 IN. / BOREHOLE DEPTH: 48 FT.	SEE FIGURE 2-1
TE RTED: 11-10-91	DATE COMPLETED: 11-10-91	GROUND ELEV.: - - FT. / MEASURING POINT ELEV: - - FT.	WELL DEPTH: - - FT.	
RIG: CME-55	DRILLER: M. DENNY	HELPER: D. STEPHENS	LOGGED BY: S. MURRAY	

DEPTH (FT.)	DESCRIPTION	SAMPLE NO.	SAMPLE TYPE	BLOW COUNTS(N)	FIELD CHEM.	COMMENTS	WELL DATA
0	ASPHALT						NO WELL INSTALLED
	SUB-BASE						
	CONCRETE						
2.5	CLAYEY SAND - brown, medium grained, trace gravel, moist, no odor						
5	CLAY - brown, some sand, trace gravel no odor						
7.5	SILTY CLAY - brown, some sand, moist no odor						
10							
12.5							
	GRAVELLY SILT - grey, hard, no odor						
15							

NOTES: 1. SOIL DESCRIPTIONS LOGGED FROM CUTTINGS OFF AUGER FLIGHTS TO 22 FEET.
2. BORE HOLE WAS FILLED WITH A CEMENT-BENTONITE GROUT AND CAPPED WTIH CONCRETE.

CR430

PROJECT NO.: 5774-07	PROJECT NAME: NVG MUNCIE	BORING/WELL NUMBER: SB-123	BOREHOLE DEPTH: 48 FT.

TH (.)	DESCRIPTION	SAMPLE NO.	SAMPLE TYPE	BLOW COUNTS(N)	FIELD CHEM.	COMMENTS	WELL DATA
15	GRAVELLY SILT - (continued)						
17.5							NO WELL INSTALLED
20							
22.5	SILT - brown, medium grained, dense, moist-wet, no odor	22-24'	SS	6-13-11-28			
	SAND - brown, medium grained, dense, moist, wet, no odor						
25	GRAVELLY-SAND - grey, medium-coarse grained, very dense, moist, no odor (groundwater at 26 feet)	24-26'	SS	6-17-27-29			
	GRAVEL - dense, wet (no recovery)	26-28'	SS	14-22-23-23			
27.5	GRAVELLY-SAND - grey, fine-coarse grained, trace silt, dense, wet, no odor	28-30'	SS	20-22-23-25			
30							
32.5							
35							

NOTES: 1. NA - NOT ANALYZED.

BORING LOG / MONITORING WELL DIAGRAM (CONT'D)

ABB ENVIRONMENTAL SERVICES, INC.

PROJECT NO.: 5774-07	PROJECT NAME: NVG MUNCIE	BORING/WELL NUMBER: SB-123	BOREHOLE DEPTH: 48 FT.

DEPTH (FT.)	DESCRIPTION	SAMPLE NO.	SAMPLE TYPE	BLOW COUNTS(N)	FIELD CHEM.	COMMENTS	WELL DAT
	GRAVELLY SAND - (continued)						
	SAND - grey, medium-coarse grained, trace gravel, medium dense, wet, no odor	36-38'	SS	7-10-12-16			
37.5							NO WELL INSTALLED
40							
42.5							
5							
		46-48'	SS	17-22-35-89			
47.5	SILT - grey, some sand, hard, moist, no odor						
	END OF BORING AT 48 FEET						
50							
52.5							
55							

NOTES:

CR430

BORING LOG / MONITORING WELL DIAGRAM

ABB ENVIRONMENTAL SERVICES, INC.

PROJECT NO.: 5774-07	PROJECT NAME: NVG MUNCIE		BORING/WELL DESIGNATION: SB-124	BORING/WELL LOCATION:
DRILLING CONTRACTOR: E.T.S.	DRILLING METHOD: HOLLOW STEM AUGER		BOREHOLE SIZE: 7.25 IN.	BOREHOLE DEPTH: 50 FT.
DATE STARTED: 11-14-91	DATE COMPLETED: 11-14-91	GROUND ELEV.: - - FT.	MEASURING POINT ELEV: - - FT.	WELL DEPTH: - - FT.
RIG: CME-55	DRILLER: M. DENNY	HELPER: D. STEPHENS	LOGGED BY: S. MURRAY	SEE FIGURE 2-1.

DEPTH (FT.)	DESCRIPTION	SAMPLE NO.	SAMPLE TYPE	BLOW COUNTS(N)	FIELD CHEM.	COMMENTS	WELL DATA
0	ASPHALT						NO WELL INSTALLED
	CONCRETE						
2.5	SAND - brown, medium grained, trace silt and gravel, damp, no odor						
	CLAYEY SILT - olive-grey, trace sand, moist-very moist, plastic, no odor						
5							
7.5							
10	CLAYEY SILT - brown, some gravel, trace sand, dry-moist no odor						
12.5							
15							

NOTES: 1. SOIL DESCRIPTIONS LOGGED FROM CUTTINGS OFF AUGER FLIGHTS TO 23.5 FEET.
2. BORE HOLE WAS FILLED WITH A CEMENT-BENTONITE GROUT AND CAPPED WTIH CONCRETE.

CR430

BORING LOG / MONITORING WELL DIAGRAM (CONT'D)

ABB ENVIRONMENTAL SERVICES, INC.

PROJECT NO.: 5774-07	PROJECT NAME: NVG MUNCIE	BORING/WELL NUMBER: SB-124	BOREHOLE DEPTH: 50 FT.

DEPTH (FT.)	DESCRIPTION	SAMPLE NO.	SAMPLE TYPE	BLOW COUNTS(N)	FIELD CHEM.	COMMENTS	WELL DAT
	CLAYEY SILT - (continued)						
17.5							NO WELL INSTALLED
20							
22.5							
	SILT - brown-grey, some clay, trace sand, very stiff, dry, no odor	23.5 - 25.5'	SS	12-10-19-15			
	(groundwater at 25 feet)						
	GRAVELLY-CLAY - grey, medium-coarse grained, trace silt, dense, moist, no odor	25.5 - 27.5'	SS	17-14-100-87			
27.5							
30							
32.5							
	SAND - grey, fined grained, some silt, very dense, wet, no odor	33-35'	SS	43-26-30-62			
35							

NOTES:

CR430

PROJECT NO.: 5774-07	PROJECT NAME: NVG MUNCIE	BORING/WELL NUMBER: SB-124	BOREHOLE DEPTH: 50 FT.

DEPTH (ft.)	DESCRIPTION	SAMPLE NO.	SAMPLE TYPE	BLOW COUNTS(N)	FIELD CHEM.	COMMENTS	WELL DATA
35	SAND - (continued)						
37.5							NO WELL INSTALLED
40							
42.5	GRAVELLY SAND - grey, fine-coarse grained, trace silt, very dense, wet, no odor	43-45	SS	27-24-27-32			
45							
47.5	SAND - grey, medium grained, some gravel, trace silt, very dense, wet, no odor (consolidated at 49 feet)	48-50'	SS	30-32-92-112			
50	END OF BORING AT 50 FEET						
52.5							
55							

NOTES:

BORING LOG / MONITORING WELL DIAGRAM

ABB ENVIRONMENTAL SERVICES, INC.

PROJECT NO.: 5774-07	PROJECT NAME: NVG MUNCIE		BORING/WELL DESIGNATION: SB-125	BORING/WELL LOCATION: SEE FIGURE 2-
DRILLING CONTRACTOR: E.T.S.		DRILLING METHOD: HOLLOW STEM AUGER	BOREHOLE SIZE: 7.25 IN.	BOREHOLE DEPTH: 87.5 FT.
DATE STARTED: 11-18-91	DATE COMPLETED: 11-18-91	GROUND ELEV.: - - FT.	MEASURING POINT ELEV: - - FT.	WELL DEPTH: - - FT.
RIG: CME-55	DRILLER: M. DENNY	HELPER: D. STEPHENS	LOGGED BY: S. MURRAY	

DEPTH (FT.)	DESCRIPTION	SAMPLE NO.	SAMPLE TYPE	BLOW COUNTS(N)	FIELD CHEM.	COMMENTS	WELL DATA
0	ASPHALT\CONCRETE						
	SAND - black, medium, some gravel, damp, no odor						
2.5							
5	SILTY CLAY - brown, trace sand and gravel, damp, no odor						
	SANDY SILT - grey, trace gravel, very moist-wet, no odor						
7.5							
10	(perched water at 10.5 feet)						
	SILTY CLAY - light brown, trace sand						
12.5							
15							

NOTES: 1. SOIL DESCRIPTIONS LOGGED FROM CUTTINGS OFF AUGER FLIGHTS TO 25 FEET.
2. BORE HOLE WAS FILLED WITH A CEMENT-BENTONITE GROUT AND CAPPED WTIH CONCRETE.

CR430

BORING LOG / MONITORING WELL DIAGRAM (CONT'D)

ABB ENVIRONMENTAL SERVICES, INC.

PROJECT NO.: 5774-07	PROJECT NAME: NVG MUNCIE	BORING/WELL NUMBER: SB-125	BOREHOLE DEPTH: 87.5 FT.

DEPTH (Ft.)	DESCRIPTION	SAMPLE NO.	SAMPLE TYPE	BLOW COUNTS(N)	FIELD CHEM.	COMMENTS	WELL DATA
15	SILTY CLAY - (continued)						
17.5	SILTY CLAY - grey, hard						
20							
22.5							
25	GRAVELLY SILT - grey, trace sand, hard, moist, no odor, (till)	25-27'	SS	21-36-70-112			
27.5							
30		30-32'	SS	15-17-29-29			
32.5							
35							

NOTES:

CR430

BORING LOG / MONITORING WELL DIAGRAM (CONT'D)

ABB ENVIRONMENTAL SERVICES, INC.

PROJECT NO.: 5774-07	PROJECT NAME: NVG MUNCIE	BORING/WELL NUMBER: SB-125	BOREHOLE DEPTH: 87.5 FT.

DEPTH (FT.)	DESCRIPTION	SAMPLE NO.	SAMPLE TYPE	BLOW COUNTS(N)	FIELD CHEM.	COMMENTS	WELL DAT
35	SILT - grey, trace sand and gravel, hard, dry, no odor, (till)	35-37'	SS	15-17-29-29			
	GRAVELLY SAND - grey, fine-coarse grained, very dense, wet, no odor						
37.5							
40		40-42'	SS	12-18-15-16			
42.5							
45	GRAVELLY SAND - grey, fine-medium grained, trace silt, medium dense, wet, no odor	45-47'	SS	16-12-12-14			
47.5							
50	GRAVEL & SAND - grey, medium-coarse grained, trace silt, dense, wet, no odor	50-52'	SS	86-21-16-23			
52.5							
55							

NOTES:

CR430

PROJECT NO.: 5774-07	PROJECT NAME: NVG MUNCIE	BORING/WELL NUMBER: SB-125	BOREHOLE DEPTH: 87.5 FT.

DEPTH (FT.)	DESCRIPTION	SAMPLE NO.	SAMPLE TYPE	BLOW COUNTS(N)	FIELD CHEM.	COMMENTS	WELL DATA
55	SAND - grey, medium-coarse grained, some gravel, trace silt, dense, wet, no odor	55-57'	SS	66-19-22-24			
57.5							
60	SAND - grey, medium-coarse grained, some gravel, trace silt, very dense, wet, no odor (cobbles from 61-62')	60-62'	SS	18-22-38-52			
62.5							
65	SAND - grey, medium-coarse grained, some gravel, trace silt, dense, wet, no odor	65-67'	SS	15-19-26-17			
	SILTY CLAY - brown-grey, trace gravel, hard, dry, no odor						
67.5							
70	SILTY CLAY - brown, some gravel, trace sand, hard, dry, no odor	70-72'	SS	36-45-42-55			
72.5	(driller reports change to sand as reflected by drilling conditions)						
75							

NOTES:

BORING LOG / MONITORING WELL DIAGRAM (CONT'D)

ABB ENVIRONMENTAL SERVICES, INC.

PROJECT NO.: 5774-07	PROJECT NAME: NVG MUNCIE	BORING/WELL NUMBER: SB-125	BOREHOLE DEPTH: 87.5 FT.

DEPTH (FT.)	DESCRIPTION	SAMPLE NO.	SAMPLE TYPE	BLOW COUNTS(N)	FIELD CHEM.	COMMENTS	WELL DATA
75	SAND - brown, fine-medium grained, trace silt, very dense, wet, no odor	75-77'	SS	11-27-44-78			
77.5							
80	SAND - brown, fine-coarse grained, trace fine gravel and silt, very dense, wet, no odor (two 0.5" silt seams)	80-82'	SS	19-40-28-110			
	SILTY CLAY - brown, some gravel, hard, dry, (till)						
82.5							
95	SAND - brown, medium-coarse grained, trace gravel and silt, very dense, wet, no odor, (till seams)	85-87'	SS	13-45-60-62			
	SILTY SAND - brown, fine grained, very dense, wet, no odor						
	(bedrock at 87.5)						
87.5	END OF BORING AT 87.5 FEET						
90							
92.5							
95							

NOTES:

CR430

BORING LOG / MONITORING WELL DIAGRAM

ABB ENVIRONMENTAL SERVICES, INC.

PROJECT NO.: 5774-07	PROJECT NAME: NGV MUNCIE		BORING/WELL DESIGNATION: SB-126	BORING/WELL LOCATION:
DRILLING CONTRACTOR: E.T.S.		DRILLING METHOD: HOLLOW STEM AUGER	BOREHOLE SIZE: 7.25 IN. / BOREHOLE DEPTH: 50 FT.	
DATE STARTED: 11-11-91	DATE COMPLETED: 11-12-91	GROUND ELEV.: - - FT.	MEASURING POINT ELEV: - - FT. / WELL DEPTH: - - FT.	SEE FIGURE 2-1.
RIG: CME-55	DRILLER: M. DENNY	HELPER: D. STEPHENS	LOGGED BY: S. MURRAY	

DEPTH (FT.)	DESCRIPTION	SAMPLE NO.	SAMPLE TYPE	BLOW COUNTS(N)	FIELD CHEM.	COMMENTS	WELL DATA
0	ASPHALT						NO WELL INSTALLED
	CONCRETE						
	SANDY CLAY - light brown, trace gravel						
2.5							
5							
7.5	SILTY CLAY - light brown, trace sand and gravel, moist, plastic, no odor						
	(perched water at 9.5')						
10							
	SILTY CLAY - grey, trace sand and gravel, moist-very moist, no odor						
12.5	(wet seams at approx. 13')						
15							

NOTES: 1. SOIL DESCRIPTIONS LOGGED FROM CUTTINGS OFF AUGER FLIGHTS TO 22 FEET.
2. BORE HOLE WAS FILLED WITH A CEMENT-BENTONITE GROUT AND CAPPED WTIH CONCRETE.

CR430

PROJECT NO.: 5774-07	PROJECT NAME: NVG MUNCIE	BORING/WELL NUMBER: SB-126	BOREHOLE DEPTH: 50 FT.

DEPTH (FT.)	DESCRIPTION	SAMPLE NO.	SAMPLE TYPE	BLOW COUNTS(N)	FIELD CHEM.	COMMENTS	WELL DA
5	SILT - grey, trace sand						
17.5							N O W E L L I N S T A L L E D
20							
22.5	(groundwater at 23')						
	SILTY CLAY - brown, trace sand, moist						
		23.5-25.5'	SS	5-19-31-24			
25	GRAVELLY SAND - grey, fine-coarse grained, dense, moist-wet, odor present						
		25.5-27.5'	SS	5-22-31-28			
27.5							
30							
32.5							
35							

NOTES:

BORING LOG / MONITORING WELL DIAGRAM (CONT'D)

ABB ENVIRONMENTAL SERVICES, INC.

PROJECT NO.: 5774-07	PROJECT NAME: NVG MUNCIE	BORING/WELL NUMBER: SB-126	BOREHOLE DEPTH: 50 FT.

DEPTH (ft.)	DESCRIPTION	SAMPLE NO.	SAMPLE TYPE	BLOW COUNTS(N)	FIELD CHEM.	COMMENTS	WELL DATA
35	GRAVELLY SAND - (continued)						
37.5	GRAVELLY SAND - grey, medium-coarse grained, some silt, dense, wet, no odor	38-40'	SS	11-17-15-22			NO WELL INSTALLED
40	SAND - grey, fine grained, some silt, dense, wet, no odor						
42.5							
45							
47.5	SAND - grey, fine-coarse grained, some gravel, trace silt, very dense, wet, no odor	48-50'	SS	18-29-45-66			
50	END OF BORING AT 50 FEET						
52.5							
55							

NOTES:

CR430

ABB ENVIRONMENTAL SERVICES, INC.

BORING LOG / MONITORING WELL DIAGRAM

PROJECT NO.: 5774-07	PROJECT NAME: NVG MUNCIE		BORING/WELL DESIGNATION: SB-127	BORING/WELL LOCATION:
DRILLING CONTRACTOR: E.T.S.		DRILLING METHOD: HOLLOW STEM AUGER	BOREHOLE SIZE: 7.25 IN. / BOREHOLE DEPTH: 77 FT.	SEE FIGURE 2-1.
DATE STARTED: 11-12-91	DATE COMPLETED: 11-13-91	GROUND ELEV.: - - FT. / MEASURING POINT ELEV: - - FT.	WELL DEPTH: - - FT.	
RIG: CME-55	DRILLER: M. DENNY	HELPER: D. STEPHENS	LOGGED BY: S MURRAY	

DEPTH (FT.)	DESCRIPTION	SAMPLE NO.	SAMPLE TYPE	BLOW COUNTS(N)	FIELD CHEM.	COMMENTS	WELL DATA
0	ASPHALT\CONCRETE						NO WELL INSTALLED
	SAND - brown, medium grained, some clay and gravel						
2.5	SILTY CLAY - grey-brown, dark grey, soft, very moist						
5	CLAYEY SILT - grey-brown, trace gravel, moist, no odor						
7.5	(groundwater at 9.5')						
10							
12.5							
15							

NOTES: 1. SOIL DESCRIPTIONS LOGGED FROM CUTTINGS OFF AUGER FLIGHTS TO 22 FEET.
2. BORE HOLE WAS FILLED WITH A CEMENT-BENTONITE GROUT AND CAPPED WTIH CONCRETE.

CR430

PROJECT NO.: 5774-07	PROJECT NAME: NVG MUNCIE	BORING/WELL NUMBER: SB-127	BOREHOLE DEPTH: 77 FT.

DEPTH (FT.)	DESCRIPTION	SAMPLE NO.	SAMPLE TYPE	BLOW COUNTS(N)	FIELD CHEM.	COMMENTS	WELL DATA
15	CLAYEY SILT - (continued)						
17.5	CLAYEY SILT - grey, some gravel, moist, no odor						NO WELL INSTALLED
20							
22.5	NO CUTTINGS						
25							
27.5							
30	GRAVEL AND SAND - grey, fine-medium grained, trace silt, dense, wet, no odor	30-32'	SS	24-21-18-14			
32.5							
35							

NOTES:

PROJECT NO.: 5774-07	PROJECT NAME: NVG MUNCIE	BORING/WELL NUMBER: SB-127	BOREHOLE DEPTH: 77 FT.

DEPTH (FT.)	DESCRIPTION	SAMPLE NO.	SAMPLE TYPE	BLOW COUNTS(N)	FIELD CHEM.	COMMENTS	WELL DAT
5	SAND - grey, fine-coarse grained, some gravel, trace silt, dense, wet, no odor	35-37'	SS	12-18-19-19			
37.5							NO WELL INSTALLED
40	SAND - grey, fine-medium grain, some gravel, medium dense, wet, no odor	40-42'	SS	3-3-8-13			
42.5							
45	GRAVELLY SAND - grey, medium grained, trace silt, dense, wet, no odor	45-47	SS	26-19-18-25			
47.5							
50	(2" silt seam)	50-52'	SS	30-98-60-40			
52.5							
55							

NOTES:

PROJECT NO.: 5774-07	PROJECT NAME: NVG MUNCIE	BORING/WELL NUMBER: SB-127	BOREHOLE DEPTH: 77 FT.

DEPTH (FT.)	DESCRIPTION	SAMPLE NO.	SAMPLE TYPE	BLOW COUNTS(N)	FIELD CHEM.	COMMENTS	WELL DATA
55	GRAVELLY SAND - grey, fine-medium grain, trace silt, very dense, wet, no odor	55-57'	SS	65-37-33-64			NO WELL INSTALLED
57.5							
60	SAND - brown, fine-medium grained, trace fine gravel, very dense, wet, no odor	60-62'	SS	15-31-36-49			
62.5							
65	SAND - brown, fine grained, some silt, very dense, wet, no odor	65-67'	SS	23-36-40-43			
67.5							
70	SAND - brown, fine-medium grained, trace fine gravel, dense, wet, no odor	70-72'	SS	23-24-25-23			
	SILTY CLAY - brown, trace sand, hard, slightly plastic, moist, no odor						
72.5							
75							

NOTES:

BORING LOG / MONITORING WELL DIAGRAM (CONT'D)

ABB ENVIRONMENTAL SERVICES, INC.

PROJECT NO.: 5774-07	PROJECT NAME: NVG MUNCIE	BORING/WELL NUMBER: SB-127	BOREHOLE DEPTH: 77 FT.

DEPTH (FT.)	DESCRIPTION	SAMPLE NO.	SAMPLE TYPE	BLOW COUNTS(N)	FIELD CHEM.	COMMENTS	WELL DAT
75	SILTY CLAY - (continued) (bedrock at 76 feet)	75-76.5'	SS	8-19-164			
	END OF BORING AT 77 FEET						
77.5							
80							
82.5							
85							
87.5							
90							
92.5							
95							

NOTES:

CR430

BORING LOG / MONITORING WELL DIAGRAM

ABB ENVIRONMENTAL SERVICES, I

PROJECT NO.: 5774-07	PROJECT NAME: NVG MUNCIE		BORING/WELL DESIGNATION: SB-128	BORING/WELL [illegible]TION
DRILLING CONTRACTOR: E.T.S.		DRILLING METHOD: HOLLOW STEM AUGER	BOREHOLE SIZE: 7.25 IN.	BOREHOLE DEPTH: 70 FT.
DATE STARTED: 11-19-91	DATE COMPLETED: 11-20-91	GROUND ELEV.: - - FT.	MEASURING POINT ELEV: - - FT.	WELL DEPTH: - - FT.
RIG: CME-55	DRILLER: M. DENNY	HELPER: D. STEPHENS	LOGGED BY: S. MURRAY	SEE FIGURE 2-1.

DEPTH (FT.)	DESCRIPTION	SAMPLE NO.	SAMPLE TYPE	BLOW COUNTS(N)	FIELD CHEM.	COMMENTS	WELL DATA
0	ASPHALT						NO WELL INSTALLED
	CRUSHED AGGREGATE SUB-BASE						
2.5	SILTY CLAY - dark brown, some sand, trace gravel, soft, moist, no odor						
5	CLAYEY SILT - light brown, some gravel, trace sand, trace sand, dry, no odor						
7.5							
10							
12.5	SILTY CLAY - grey, trace sand and gravel, moist, no odor						
15							

NOTES: 1. SOIL DESCRIPTIONS LOGGED FROM CUTTINGS OFF AUGER FLIGHTS TO 22 FEET.
2. BORE HOLE WAS FILLED WITH A CEMENT-BENTONITE GROUT AND CAPPED WTIH CONCRETE.

CR430

ORING LOG / MONITORING WELL DIAGRAM (CONT'D)

PROJECT NO.: 5774-07	PROJECT NAME: NVG MUNCIE	BORING/WELL NUMBER: SB-128	BOREHOLE DEPTH: 70 FT.

DE. (FT.)	DESCRIPTION	SAMPLE NO.	SAMPLE TYPE	BLOW COUNTS(N)	FIELD CHEM.	COMMENTS	WELL DAT
15	SILTY CLAY - (continued)						NO WELL INSTALLED
17.5							
20							
22.5	SILTY SAND - grey, fine-grained, medium dense, wet, no odor	23.5 - 25.5'	SS	2-11-15-16			
25	SAND - grey, fine-medium grained, some silt, trace gravel, dense, wet, no odor	25.5 - 27.5'	SS	11-15-27-35			
27.5							
30							
32.5							
35							

NOTES: 1. SOIL DESCRIPTIONS LOGGED FROM CUTTINGS OFF AUGER FLIGHTS 23.5 FEET.

CR430

PROJECT NO.: 5774-07	PROJECT NAME: NVG MUNCIE	BORING/WELL NUMBER: SB-128	BOREHOLE DEPTH: 70 FT.

DEPTH (FT.)	DESCRIPTION	SAMPLE NO.	SAMPLE TYPE	BLOW COUNTS(N)	FIELD CHEM.	COMMENTS	WELL DATA
35	SILTY CLAY - grey, trace fine gravel, very stiff, plastic, moist, trace stiff, no odor, (seams present)	35-37'	SS	5-7-11-16			NO WELL INSTALLED
37.5							
40		40-42'	SS	6-8-14-20			
42.5	(liquid cuttings)						
45	SILTY SAND - grey-brown, fine grained, dense, wet, no odor	45-47'	SS	3-11-21-31			
47.5	SAND - dark grey, fine-medium grained, some silt, trace gravel, very dense, wet, slight odor						
50	SAND & GRAVEL - grey, medium-coarse grained, trace silt, very dense, wet, slight odor	50-52'	SS	12-42-44-41			
52.5	(drillers report hard drilling)						
55							

NOTES:

BORING LOG / MONITORING WELL DIAGRAM (CONT'D)

ABB ENVIRONMENTAL SERVICES, INC.

PROJECT NO.: 5774-07	PROJECT NAME: NVG MUNCIE	BORING/WELL NUMBER: SB-128	BOREHOLE DEPTH: 70 FT.

DEPTH (FT.)	DESCRIPTION	SAMPLE NO.	SAMPLE TYPE	BLOW COUNTS(N)	FIELD CHEM.	COMMENTS	WELL DAT
	SANDY GRAVEL - very dense, moist-wet, no odor, consolidated	55-56.5'	SS	124-165-103			
57.5	(driller reports drilling change)						N O W E L L I N S T A L L E D
60	INTER BEDDED GRAVELLY SAND (very dense and wet) SILTY CLAY SEAMS (hard and moist) (4" blue clay at 61')	60-62'	SS	48-25-56-51			
62.5							
	SAND - grey, fine-coarse grained, some fine gravel, trace silt, very dense, wet, no odor	65-67'	SS	18-32-41-43			
67.5	(hard drilling cobbles or boulders)						
	(drillers comment that either at bedrock or very large boulder)						
70	END OF BORING AT 70 FEET						
72.5							
75							

NOTES:

BORING LOG / MONITORING WELL DIAGRAM

ABB ENVIRONMENTAL SERVICES, INC.

PROJECT NO.: 5774-07	PROJECT NAME: NVG MUNCIE		BORING/WELL DESIGNATION: SB-129	BORING/WELL LOCATION:
DRILLING CONTRACTOR: E.T.S.		DRILLING METHOD: HOLLOW STEM AUGER	BOREHOLE SIZE: 7.25 IN.	BOREHOLE DEPTH: 70.8 FT.
DATE STARTED: 11-19-91	DATE COMPLETED: 11-20-91	GROUND ELEV.: - - FT.	MEASURING POINT ELEV: - - FT.	WELL DEPTH: - - FT.
RIG: CME-55	DRILLER: M. DENNY	HELPER: D. STEPHENS	LOGGED BY: S. MURRAY	SEE FIGURE 2-1.

DEPTH (FT.)	DESCRIPTION	SAMPLE NO.	SAMPLE TYPE	BLOW COUNTS(N)	FIELD CHEM.	COMMENTS	WELL DATA
0	ASPHALT						NO WELL INSTALLED
	CRUSHED AGGREGATE SUB-BASE						
	SILTY-CLAY - grey, trace sand and gravel, soft, plastic moist, no odor						
2.5	SILT - light brown, some clay, trace sand, damp-moist						
5							
7.5							
10							
12.5	SILTY CLAY - grey, trace sand and gravel, moist, no odor						
15	SILTY SAND - brown, medium grained, wet						

NOTES: 1. SOIL DESCRIPTIONS LOGGED FROM CUTTINGS OFF AUGER FLIGHTS TO 25 FEET.
2. BORE HOLE WAS FILLED WITH A CEMENT-BENTONITE GROUT AND CAPPED WTIH CONCRETE.

CR430

BORING LOG / MONITORING WELL DIAGRAM (CONT'D)

ABB ENVIRONMENTAL SERVICES, INC.

PROJECT NO.: 5774-07	PROJECT NAME: NVG MUNCIE	BORING/WELL NUMBER: SB-129	BOREHOLE DEPTH: 70.8 FT.

DEPTH (FT.)	DESCRIPTION	SAMPLE NO.	SAMPLE TYPE	BLOW COUNTS(N)	FIELD CHEM.	COMMENTS	WELL DAT.
	SILTY SAND - (continued)						
17.5							NO WELL INSTALLED
20							
22.5							
25	SILTY CLAY - dark grey-brown, trace sand and gravel, stiff, damp-moist, no odor	25-27'	SS	5-5-10-11			
27.5							
30	INTERBEDDED GRAVELLY SAND AND SILTY CLAY	30-32'	SS	2-14-28-32			
32.5							
35							

NOTES: 1. SOIL DESCRIPTIONS LOGGED FROM CUTTINGS OFF AUGER FLIGHTS 25 FEET.

CR430

PROJECT NO.: 5774-07	PROJECT NAME: NVG MUNCIE	BORING/WELL NUMBER: SB-129	BOREHOLE DEPTH: 70.8 FT.

DEPTH (FT.)	DESCRIPTION	SAMPLE NO.	SAMPLE TYPE	BLOW COUNTS(N)	FIELD CHEM.	COMMENTS	WELL DATA
35	SILT - grey, trace fine sand, hard, moist-wet, no odor	35-37'	SS	9-16-16-23			NO WELL INSTALLED
37.5							
40		40-42'	SS	1-5-16-30			
42.5							
45		45-47'	SS	10-13-43-25			
47.5							
50		50-52'	SS	5-6-10-35			
	SILTY SAND - grey, fine grained, very dense, no odor						
52.5							
55							

NOTES:

PROJECT NO.: 5774-07	PROJECT NAME: NVG MUNCIE	BORING/WELL NUMBER: SB-129	BOREHOLE DEPTH: 70.8 FT.

DEPTH (FT.)	DESCRIPTION	SAMPLE NO.	SAMPLE TYPE	BLOW COUNTS(N)	FIELD CHEM.	COMMENTS	WELL DAT
5	GRAVELLY SAND - grey, fine-coarse grained, trace silt and rock fragments, wet, slight odor	55-57'	SS	12-39-33-39			
57.5							NO WELL INSTALLED
60	SAND - grey, fine-medium grained, very dense, wet, slight odor	60-62'	SS	18-41-52-105 (4")			
62.5							
65	SAND - grey, fine-medium grained, trace fine gravel and silt, very dense, wet, no odor	65-67'	SS	10-34-41-47			
67.5							
70		70-71'	SS	12-122 (3")			
	END OF BORING AT 70.8						
72.5							
75							

NOTES:

BORING LOG / MONITORING WELL DIAGRAM

ABB ENVIRONMENTAL SERVICES, INC.

PROJECT NO.: 5774-07	PROJECT NAME: NVG MUNCIE		BORING/WELL DESIGNATION: SB-130	BORING/WELL LOCATION:
DRILLING CONTRACTOR: E.T.S.		DRILLING METHOD: HOLLOW-STEM AUGER	BOREHOLE SIZE: 7.25 IN. / BOREHOLE DEPTH: 58.5 FT.	SEE FIGURE 2-1.
DATE STARTED: 11-29-91	DATE COMPLETED: 11-30-91	GROUND ELEV.: - - FT. / MEASURING POINT ELEV: - - FT.	WELL DEPTH: - - FT.	
RIG: CME-55	DRILLER: M. DENNY	HELPER: D. STEPHENS	LOGGED BY: S. MURRAY	

DEPTH (FT.)	DESCRIPTION	SAMPLE NO.	SAMPLE TYPE	BLOW COUNTS(N)	FIELD CHEM.	COMMENTS	WELL DATA
0	TOP SOIL - dark brown, with grass						
	SILTY CLAY - medium brown, damp, no odor						
2.5							
5.0							
7.5							
10.0							
	SANDY CLAY - light brown, very fine, little silt, trace fine gravel, very plastic-soft, damp, no odor						
12.5							
	CLAYEY SILT - grey, trace gravel, hard dry, with sand seams						
15.0							

NOTES: 1. SOIL DESCRIPTIONS LOGGED FROM SOIL CUTTINGS OFF AUGER FLIGHTS TO A DEPTH OF 30 FEET.

PROJECT NO.: 5774-07	PROJECT NAME: NVG MUNCIE	BORING/WELL NUMBER: SB-130	BOREHOLE DEPTH: 58.5 FT.

DEPTH (FT.)	DESCRIPTION	SAMPLE NO.	SAMPLE TYPE	BLOW COUNTS(N)	FIELD CHEM.	COMMENTS	WELL DAT
5	CLAYEY SILT - (continued)						
17.5							
20	SAND - light brown, medium grained, trace silt, and gravel						
22.5							
25							
27.5							
30	GRAVELLY SAND - grey, medium-coarse grained, very dense, wet, no odor	30-32'	SS	2-22-52-37			
32.5							
35							

NOTES:

PROJECT NO.: 5774-07	PROJECT NAME: NVG MUNCIE	BORING/WELL NUMBER: SB-130	BOREHOLE DEPTH: 58.5 FT.

DEPTH (ft.)	DESCRIPTION	SAMPLE NO.	SAMPLE TYPE	BLOW COUNTS(N)	FIELD CHEM.	COMMENTS	WELL DATA
35	SILTY SAND - grey, fine grained, medium dense, wet, wet, no odor	35-37'	SS	5-9-9-25			
37.5							
40	SILTY SAND - grey, fine grained, trace brown sand seams, dense, wet, no odor	40-42'	SS	7-22-43-30			
	SILT - grey, trace fine sand, hard, wet, no odor						
42.5							
45	SILT - dark grey, some clay, trace sand, hard, moist, no odor	45-47'	SS	7-12-19-25			
47.5							
50	GRAVEL & SAND - grey, fine-coarse grained, trace silt, very dense, wet, no odor	50-52'	SS	15-25-41-100			
52.5							
55							

NOTES:

PROJECT NO.: 5774-07	PROJECT NAME: NVG MUNCIE	BORING/WELL NUMBER: SB-130	BOREHOLE DEPTH: 58.5 FT.

DEPTH (FT.)	DESCRIPTION	SAMPLE NO.	SAMPLE TYPE	BLOW COUNTS(N)	FIELD CHEM.	COMMENTS	WELL DAT
55	CEMENTED GRAVEL - white-grey, very dense, moist	55-56'	SS	95-200			
57.5	DOLOMITE - tan-white	58-58.3'	SS	200 (3")			
	END OF BORING AT 58.5 FEET						
60							
62.5							
65							
67.5							
70							
72.5							
70							

NOTES: 1. NA - NOT ANALYZED.

BORING LOG / MONITORING WELL DIAGRAM

ABB ENVIRONMENTAL SERVICES, INC.

PROJECT NO.: 5774-03	PROJECT NAME: NVG UST Investigation	BORING/WELL DESIGNATION: TSB-1	BORING/WELL LOCATION:
DRILLING CONTRACTOR:	DRILLING METHOD: Hand Auger	BOREHOLE SIZE: 3.25 IN.	BOREHOLE DEPTH: 6.0 FT.
DATE STARTED: 4/26/90	DATE COMPLETED: 4/26/90	GROUND ELEV.: FT.	MEASURING POINT ELEV: FT.
RIG:	DRILLER:	HELPER:	LOGGED BY: D. Argentati

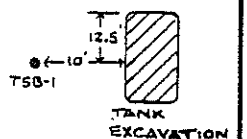

DEPTH (FT.)	DESCRIPTION	SAMPLE NO.	SAMPLE TYPE	BLOW COUNTS(N)	P.I. METER (ppm)	COMMENTS	WELL DATA
0	SAND AND GRAVEL FILL	0-2'	REF	N/A	BG		
	CLAY - gray, plastic	2-4'	REF	N/A	BG	Faint odor	
5	Black wet soils	4-6'	LAB	N/A	0.2	Strong sweet odor	
	END OF BORING AT 6 FEET						
10							
15							
20							

NOTES: BG - Background
REF - Reference sample
LAB - Laboratory sample
Method of sampling - Hand-augering

BORING LOG / MONITORING WELL DIAGRAM

ABB ENVIRONMENTAL SERVICES, INC.

PROJECT NO.: 5774-03	PROJECT NAME: NVG UST Investigation		BORING/WELL DESIGNATION: TSB-2	BORING/WELL LOCATION: 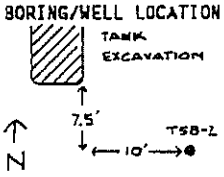
DRILLING CONTRACTOR: E.T.S.	DRILLING METHOD: Hollow-Stem Auger	BOREHOLE SIZE: 8 IN.	BOREHOLE DEPTH: 1.0 FT.	
DATE STARTED: 4/26/90	DATE COMPLETED: 4/26/90	GROUND ELEV.: FT.	MEASURING POINT ELEV: FT.	WELL DEPTH: FT.
RIG: CME-55	DRILLER: G. Parker	HELPER: D.Black	LOGGED BY: D. Argentati	

DEPTH (FT.)	DESCRIPTION	SAMPLE NO.	SAMPLE TYPE	BLOW COUNTS(N)	P.I. METER (ppm)	COMMENTS	WELL DATA
0	CONCRETE					Black oily liquid right below concrete core	
	END OF BORING AT 1 FEET						
5							
10							
15							
20							

NOTES:

BORING LOG / MONITORING WELL DIAGRAM

ABB ENVIRONMENTAL SERVICES, INC.

PROJECT NO.: 5774-03	PROJECT NAME: NVG UST Investigation	BORING/WELL DESIGNATION: TSB-3	BORING/WELL LOCATION:
DRILLING CONTRACTOR:	DRILLING METHOD: Hand Auger	BOREHOLE SIZE: 3.25 IN.	BOREHOLE DEPTH: 5.0 FT.
DATE STARTED: 4/26/90	DATE COMPLETED: 4/26/90	GROUND ELEV.: FT.	MEASURING POINT ELEV: FT.
RIG:	DRILLER:	HELPER:	LOGGED BY: O. Argentati

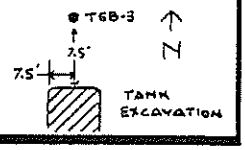

DEPTH (FT.)	DESCRIPTION	SAMPLE NO.	SAMPLE TYPE	BLOW COUNTS(N)	P.I. METER	COMMENTS	WELL DATA
0					(ppm)		
	SAND AND GRAVEL FILL	0-2'	REF	N/A	BG		
	CLAYEY SAND - moist	2-4'	REF	N/A	BG	Black stain & Strong odor	
5	CLAY - gray, very plastic, wet	4-6'	REF	N/A	1.0	Black stain & faint odor	
	END OF BORING AT 5 FEET						
10							
15							
20							

NOTES: N/A Not available
BG - Background
REF - Reference sample
LAB - Laboratory sample
Method of sampling - Hand augering

BORING LOG / MONITORING WELL DIAGRAM

ABB ENVIRONMENTAL SERVICES, INC.

PROJECT NO.: 5774-03	PROJECT NAME: NVG UST Investigation			BORING/WELL DESIGNATION: TSB-4	BORING/WELL LOCATION:
DRILLING CONTRACTOR:		DRILLING METHOD: Hand Auger	BOREHOLE SIZE: 3.25 IN.	BOREHOLE DEPTH: 4.5 FT.	
DATE STARTED: 4/26/90	DATE COMPLETED: 4/26/90	GROUND ELEV.: FT.	MEASURING POINT ELEV: FT.	WELL DEPTH: FT.	
RIG:	DRILLER:	HELPER:	LOGGED BY: D. Argentati		

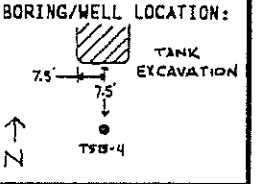

DEPTH (FT.)	DESCRIPTION	SAMPLE NO.	SAMPLE TYPE	BLOW COUNTS(N)	P.I. METER (ppm)	COMMENTS	WELL DATA
0	SILTY CLAY FILL - medium brown	0-2'	REF	N/A	BG		
	SILTY CLAY - some sand, trace gravel	2-4'	REF	N/A	BG		
5	Black oily material, wet	4-6'	REF	N/A	2.9		
	END OF BORING AT 4.5 FEET						
10							
15							
20							

NOTES: N/A - Not available
BG - Background
REF - Reference sample
LAB - Laboratory sample
Method of sampling - Hand augering

BORING LOG / MONITORING WELL DIAGRAM

ABB ENVIRONMENTAL SERVICES, INC.

PROJECT NO.: 5774-03	PROJECT NAME: NVG UST Investigation		BORING/WELL DESIGNATION: TSB-5	BORING/WELL LOCATION:
DRILLING CONTRACTOR: E.T.S.		DRILLING METHOD: Hollow-Stem Auger	BOREHOLE SIZE: 8 IN.	BOREHOLE DEPTH: 4.5 FT.
DATE STARTED: 4/26/90	DATE COMPLETED: 4/26/90	GROUND ELEV.: FT.	MEASURING POINT ELEV: FT.	WELL DEPTH: FT.
RIG: CME-55	DRILLER: G. Parker	HELPER: D. Block	LOGGED BY: D. Argentati	

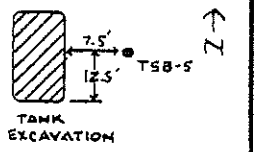

DEPTH (FT.)	DESCRIPTION	SAMPLE NO.	SAMPLE TYPE	BLOW COUNTS(N)	P.I. METER	COMMENTS	WELL DATA
0					(ppm)		
	FILL - concrete, wood blocks, gravel, etc.				BG	No samples collected	
					BG		
	Black wet soils					Water filling the hole just below 4'	
5					39.0	15 minutes later hole filled with water 1' below grade	
	END OF BORING AT 4.5 FEET						
10							
15							
20							

NOTES: BG - Background

BORING LOG / MONITORING WELL DIAGRAM

ABB ENVIRONMENTAL SERVICES, INC.

PROJECT NO.: 5774-03	PROJECT NAME: NVG UST Investigation		BORING/WELL DESIGNATION: TS8-6	BORING/WELL LOCATION:
DRILLING CONTRACTOR: E.T.S.	DRILLING METHOD: Hollow-Stem Auger		BOREHOLE SIZE: 8 IN.	BOREHOLE DEPTH: 6.0 FT.
DATE STARTED: 4/26/90	DATE COMPLETED: 4/26/90	GROUND ELEV.: FT.	MEASURING POINT ELEV: FT.	WELL DEPTH: FT.
RIG: CME-55	DRILLER: G. Parker	HELPER: D. Black	LOGGED BY: D. Argentati	

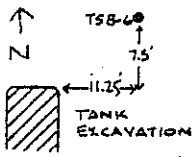

DEPTH (FT.)	DESCRIPTION	SAMPLE NO.	SAMPLE TYPE	BLOW COUNTS(N)	P.I. METER (ppm)	COMMENTS	WELL DATA
0	FILL - concrete, wood blocks.				BG	No samples collected+	
	Concrete				BG		
5	Black wet soil				50.0	Liquid below concrete layer - 4' Strong odor	
	END OF BORING AT 6 FEET						
10							
15							
20							

NOTES: BG - Background

BORING LOG / MONITORING WELL DIAGRAM

ABB ENVIRONMENTAL SERVICES, INC.

PROJECT NO.: 5774-03	PROJECT NAME: NVG UST Investigation		BORING/WELL DESIGNATION: TSB-8	BORING/WELL LOCATION:
DRILLING CONTRACTOR: E. T. S.	DRILLING METHOD: Hollow-Stem Auger	BOREHOLE SIZE: 8 IN.	BOREHOLE DEPTH: 20.0 FT.	
DATE STARTED: 4/26/90	DATE COMPLETED: 4/26/90	GROUND ELEV.: FT.	MEASURING POINT ELEV: FT.	WELL DEPTH: FT.
RIG: CME-55	DRILLER: G. Parker	HELPER: D. Black	LOGGED BY: D. Argentati	

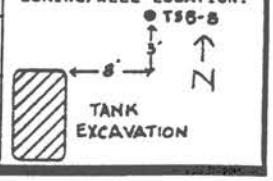

DEPTH (FT.)	DESCRIPTION	SAMPLE NO.	SAMPLE TYPE	BLOW COUNTS(N)	P.I. METER (ppm)	COMMENTS	WELL DATA
0	SILTY CLAY FILL - medium brown, soft, dry, some black staining	0-2'	REF	2/2/2/1	BG		
	SILTY CLAY - medium brown, soft, dry, trace sand and gravel	2-4'	REF	1/1/2/3	0.1		
5	SANDY CLAY - medium brown, stiff, dry	4-6'	LAB	2/4/5/7	0.1		
	SANDY CLAY - medium brown, soft, very plastic, moist	6-8'	REF	1/1/2/2	0.1		
	CLAYEY SAND - wet	8-10'	LAB	1/3/4/7	0.1		
10	SILTY CLAY - medium brown, firm, dry, trace gravel						
	SILTY CLAY - gray, very stiff to stiff, slightly plastic, dry, trace sand and gravel	10-12'	REF	4/8/9/12	BG		
		12-14'	REF	4/5/8/13	BG		
15	SILTY CLAY - gray, stiff, slightly plastic, moist, some gravel, trace sand	14-16'	REF	5/6/9/12	BG		
		16-18'	REF	4/8/8/9	BG		
	CLAYEY SAND AND GRAVEL - dense, wet	18-20'	REF	7/13/15/19	0.2		
20	END OF BORING AT 20 FEET						

NOTES: BG - Background
REF - Reference sample
LAB - Laboratory sample
Method of sampling - Split-spoon sampler

BORING LOG / MONITORING WELL DIAGRAM

ABB ENVIRONMENTAL SERVICES, INC.

PROJECT NO.: 5774-03	PROJECT NAME: NVG UST Investigation		BORING/WELL DESIGNATION: TSB-9	BORING/WELL LOCATION:
DRILLING CONTRACTOR: E. T. S.	DRILLING METHOD: Hollow-Stem Auger	BOREHOLE SIZE: 8 IN.	BOREHOLE DEPTH: 22.0 FT.	
DATE STARTED: 4/25/90	DATE COMPLETED: 4/25/90	GROUND ELEV.: FT.	MEASURING POINT ELEV: FT.	WELL DEPTH: FT.
RIG: CME-55	DRILLER: G. Parker	HELPER: O. Black	LOGGED BY: O. Argentati	

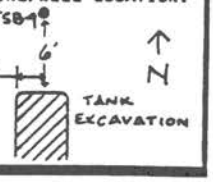

DEPTH (FT.)	DESCRIPTION	SAMPLE NO.	SAMPLE TYPE	BLOW COUNTS(N)	P.I. METER	COMMENTS	WELL DATA
0					(ppm)		
	ASPHALT medium brown, very loose CLAYEY SAND - dry, some silt	0-2'	REF	2/3/3	2.0		
	SANDY CLAY - medium brown, soft, dry, trace gravel	2-4'	REF	1/2/4/6	0.1		
5	CLAYEY SAND - medium brown, very loose moist, some silt	4-6'	REF	4/4/5/4	2.5	No odor	
	SILTY CLAY - medium brown, soft, wet, some sand	6-8'	REF	1/1/3/4	0.8	Wet seems interbeded in silty sand layers 6'8"-6'9" and 7'2"-7'3"	
	CLAY - medium brown, stiff, dry, trace sand CLAYEY GRAVEL - at 9'8"	8-10'	LAB	8/9/15/18	0.8		
10	CLAYEY SAND AND GRAVEL - medium brown, stiff, moist, some silt	10-12'	REF	8/12/12/18	2.0		
		12-14'	REF	10/20/11/9	2.0	Alternating seems of wet dry layers throughout	
15	CLAYEY SAND - wet gray, firm, GRAVELLY CLAY - moist, trace sand	14-16'	REF	3/6/7/10	BG	Water was perched on top of this clay in the clayey sand layer	
	SANDY CLAY - gray, moist, trace gravel	16-18'	REF	-/-/8/16	5.0	Sampled from 17-18 feet due to drilling error No stain	
	COBBLES - loose	18-20'	REF	4/6/7/8	0.7	Poor recovery	
20	SAND - gray, very firm, wet, some gravel, trace clay	20-22'	REF	7/17/30/30	0.8	No sheen or odor	
	END OF BORING AT 22 FEET						

NOTES: BG - Background
REF - Reference sample
LAB - Laboratory sample
Method of sampling - Split-spoon sampler

BORING LOG / MONITORING WELL DIAGRAM

ABB ENVIRONMENTAL SERVICES, INC.

PROJECT NO.: 5774-03	PROJECT NAME: NVG UST Investigation		BORING/WELL DESIGNATION: TSB-10	BORING/WELL LOCATION:
DRILLING CONTRACTOR: E. T. S.	DRILLING METHOD: Hollow-Stem Auger		BOREHOLE SIZE: 8 IN.	BOREHOLE DEPTH: 20.0 FT.
DATE STARTED: 4/24/90	DATE COMPLETED: 4/25/90	GROUND ELEV.: FT.	MEASURING POINT ELEV: FT.	WELL DEPTH: FT.
RIG: CME-55	DRILLER: G. Parker	HELPER: D. Black	LOGGED BY: D. Argentati	

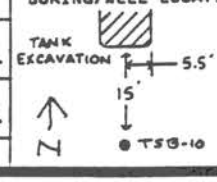

DEPTH (FT.)	DESCRIPTION	SAMPLE NO.	SAMPLE TYPE	BLOW COUNTS(N)	P.I. METER	COMMENTS	WELL DATA
0					(ppm)		
	GRAVELLY CLAY FILL - medium brown, soft, trace wood and metal	0-2'	REF	4/3/2/1	BG		
	CLAYEY SILT - medium brown, soft, dry, some sand, trace gravel	2-4'	REF	1/0/3/3	BG		
5	CLAYEY SAND - medium brown, very loose dry, some silt	4-6'	REF	2/3/4/3	0.5		
	GRAVELLY CLAY - medium brown, soft, dry, trace sand	6-8'	LAB	1/3/4/4	0.5		
	GRAVELLY CLAY - medium brown, stiff, dry, trace sand	8-10'	LAB	5/8/15/9	0.5		
10	GRAVELLY CLAY - medium brown, stiff, dry, some silt	10-12'	REF	7/12/13/14	0.2	No stain	
		12-14'	REF	4/2/4/3	4.1	No stain	
	CLAYEY GRAVEL - medium brown, very loose, damp, some sand						
15	GRAVELLY CLAY - firm, wet, some sand (poor water bearing)	14-16'	REF	2/5/5/13	2.2	Faint gas or fuel odor	
	GRAVELLY CLAY - firm, wet	16-18'	REF	1/13/9/8	2.3	Gas or fuel odor	
		18-20'	REF	9/10/11/13	2.3	Fuel odor	
20	END OF BORING AT 20 FEET						

NOTES: BG - Background
REF - Reference sample
LAB - Laboratory sample
Method of sampling - Split-spoon sampler

BORING LOG / MONITORING WELL DIAGRAM

ABB ENVIRONMENTAL SERVICES, INC.

PROJECT NO.: 5774-03	PROJECT NAME: NVG UST Investigation		BORING/WELL DESIGNATION: TSB-11	BORING/WELL LOCATION: 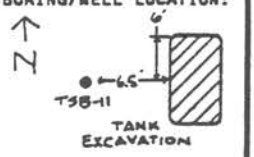
DRILLING CONTRACTOR: E. T. S.	DRILLING METHOD: Hollow-Stem Auger	BOREHOLE SIZE: 8 IN.	BOREHOLE DEPTH: 20.0 FT.	
DATE STARTED: 4/24/90	DATE COMPLETED: 4/24/90	GROUND ELEV.: FT.	MEASURING POINT ELEV: FT.	WELL DEPTH: FT.
RIG: CME-55	DRILLER: G. Parker	HELPER: O. Black	LOGGED BY: O. Argentati	

DEPTH (FT.)	DESCRIPTION	SAMPLE NO.	SAMPLE TYPE	BLOW COUNTS(N)	P.I. METER (ppm)	COMMENTS	WELL DATA
0	ASHPALT GRAVELLY CLAY - dry, some black stain	0-2'	REF	N/A	N/A	Some black staining	
	CLAYEY SILT - medium brown, soft to firm, some sand, trace gravel	2-4'	LAB	1/3/3/3	3.1		
5		4-6'	REF	4/7/10/7	0.3		
	CLAYEY SILT - medium brown, soft, dry, some sand and gravel	6-8'	REF	3/3/5/7	0.3		
	GRAVELLY CLAY - medium brown, firm dry, some sand	8-10'	REF	3/7/9/9	0.1		
10		10-12'	LAB	4/6/5/4	0.4		
	SAND AND GRAVEL - medium brown, very loose, trace clay matrix	12-14'	REF	1/1/2/3	5.0	Wet at 14 feet	
15	CLAY - firm, dry, some gravel, trace sand	14-16'	REF	1/4/6/7	0.2		
	SAND AND GRAVEL - loose to firm, wet, some clay	16-18'	REF	4/6/8/10	84.0	Some black staining	
		18-20'	REF	8/10/13/10	200.0	Gas odor, gas sheen on spoon and soil	
20	END OF BORING AT 20 FEET						

NOTES: N/A - Not available
BG - Background
REF - Reference sample
LAB - Laboratory sample
Method of sampling - Split-spoon sampler

BORING LOG / MONITORING WELL DIAGRAM

ABB ENVIRONMENTAL SERVICES, INC.

PROJECT NO.: 5774-03	PROJECT NAME: NVG UST Investigation		BORING/WELL DESIGNATION: TSB-12	BORING/WELL LOCATION:
DRILLING CONTRACTOR: E. T. S.	DRILLING METHOD: Hollow-Stem Auger	BOREHOLE SIZE: 8 IN.	BOREHOLE DEPTH: 20.0 FT.	
DATE STARTED: 4/24/90	DATE COMPLETED: 4/25/90	GROUND ELEV.: FT.	MEASURING POINT ELEV: FT.	WELL DEPTH: FT.
RIG: CME-55	DRILLER: G. Parker	HELPER: D. Black	LOGGED BY: D. Argentati	

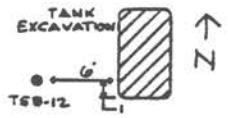

DEPTH (FT.)	DESCRIPTION	SAMPLE NO.	SAMPLE TYPE	BLOW COUNTS(N)	P.I. METER (ppm)	COMMENTS	WELL DATA
0	ASPHALT						
	GRAVELLY CLAY - brown, loose, dry	0-2'	REF	6/4/5	0.1		
	CLAYEY SILT - medium brown, soft, some sand, trace gravel	2-4'	REF	2/3/1/2	0.3		
5	CLAY - medium brown, soft, very plastic, some silt, trace gravel and sand	4-6'	REF	1/1/2/2	0.3	Some black staining	
	CLAYEY SILT - medium brown, soft, dry, some gravel and sand	6-8'	LAB	1/1/2/2	0.6	Trace black staining	
		8-10'	REF	1/1/4/16	0.5	Trace black staining	
10	GRAVELLY CLAY - medium brown, stiff, moist, some silt and sand	10-12'	REF	7/8/12/15	BG		
	CLAYEY SILT FILL - dry, some sand and gravel, wood	12-14'	LAB	7/10/12/12	91.0		
15	COBBLES - loose	14-16'	REF	6/5/9/11	N/A		
	GRAVEL AND COBBLES - loose	16-18'	REF	6/7/8/15	N/A		
	GRAVEL - loose, wet, with clay, some sand	18-20'	REF	8/10/13/10	423.0	Strong gas odor and sheen on spoon and soil	
20	END OF BORING AT 20 FEET						

NOTES: N/A - Not Available
BG - Background
REF - Reference sample
LAB - Laboratory sample
Method of sampling - Split-spoon sampler

BORING LOG / MONITORING WELL DIAGRAM

ABB ENVIRONMENTAL SERVICES, INC.

PROJECT NO.: 5774-03	PROJECT NAME: NVG UST Investigation		BORING/WELL DESIGNATION: TSB-13	BORING/WELL LOCATION:
DRILLING CONTRACTOR: E. T. S.	DRILLING METHOD: Hollow-Stem Auger	BOREHOLE SIZE: 8 IN.	BOREHOLE DEPTH: 20.0 FT.	
DATE STARTED: 4/26/90	DATE COMPLETED: 4/26/90	GROUND ELEV.: FT.	MEASURING POINT ELEV: FT.	WELL DEPTH: FT.
RIG: CME-55	DRILLER: G. Parker	HELPER: D. Black	LOGGED BY: D. Argentati	



DEPTH (FT.)	DESCRIPTION	SAMPLE NO.	SAMPLE TYPE	BLOW COUNTS(N)	P.I. METER	COMMENTS	WELL DATA
0					(ppm)		
	ASHPALT						
	FILL - glass, metal, rocks						
	SANDY CLAY - brown, soft						
5	SILTY CLAY - brown, stiff, with sand and gravel						
10						Perched zone from 12-12.5 feet (moist)	
	CLAY - gray, stiff, some silt and gravel, trace sand						
15							
	CLAY, GRAVEL, SAND					Some black staining	
	GRAVEL - firm, some sand	18-20	REF	35/12/13/16	12.6	Faint odor fuel or organic No sheen or stain	
20	END OF BORING AT 20 FEET						

NOTES: BG - Background
REF - Reference
Logged from hollow-stem auger flights to 18 feet; split-spoon sampler used from 18-20 feet.

BORING LOG / MONITORING WELL DIAGRAM

ABB ENVIRONMENTAL SERVICES, INC.

PROJECT NO.: 5774-03	PROJECT NAME: NVG UST Investigation		BORING/WELL DESIGNATION: TSB-14	BORING/WELL LOCATION:
DRILLING CONTRACTOR: E. T. S.	DRILLING METHOD: Hollow-Stem Auger	BOREHOLE SIZE: 8 IN.	BOREHOLE DEPTH: 20.0 FT.	
DATE STARTED: 4/26/90	DATE COMPLETED: 4/26/90	GROUND ELEV.: FT.	MEASURING POINT ELEV: FT.	WELL DEPTH: FT.
RIG: CME-55	DRILLER: G. Parker	HELPER: D. Black	LOGGED BY: D. Argentati	

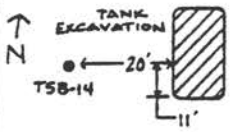

DEPTH (FT.)	DESCRIPTION	SAMPLE NO.	SAMPLE TYPE	BLOW COUNTS(N)	P.I. METER	COMMENTS	WELL DATA
0					(ppm)		
	ASHPALT						
	CLAYEY SILT - medium brown						
5							
	GRAVELLY CLAY - brown, moist						
	GRAVELLY CLAY - medium brown					Perched zone between 8-8.5 feet	
10							
15	CLAYEY SAND AND GRAVEL						
	GRAVEL - firm, some sand	18-20	REF	6/8/15/25	7.0	Light stained black	
20	END OF BORING AT 20 FEET						

NOTES: BG - Background
REF - Reference sample
Logged from hollow-stem auger flights to 18 feet:
split-spoon sampler used from 18-20 feet.

BORING LOG / MONITORING WELL DIAGRAM

ABB ENVIRONMENTAL SERVICES, INC.

PROJECT NO.: 5774-03	PROJECT NAME: NVG UST Investigation		BORING/WELL DESIGNATION: TSB-15	BORING/WELL LOCATION:
DRILLING CONTRACTOR: E. T. S.	DRILLING METHOD: Hollow-Stem Auger	BOREHOLE SIZE: 8 IN.	BOREHOLE DEPTH: 20.0 FT.	
DATE STARTED: 4/26/90	DATE COMPLETED: 4/26/90	GROUND ELEV.: FT.	MEASURING POINT ELEV: FT.	WELL DEPTH: FT.
RIG: CME-55	DRILLER: G. Parker	HELPER: D. Black	LOGGED BY: D. Argentati	

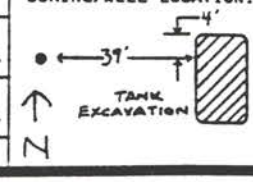

DEPTH (FT.)	DESCRIPTION	SAMPLE NO.	SAMPLE TYPE	BLOW COUNTS(N)	P.I. METER (ppm)	COMMENTS	WELL DATA
0	ASHPALT						
	SANDY CLAY -						
	SILTY CLAY - brown, moist						
5							
	SANDY CLAY - brown, stiff, moist					Perched zone between 8-8.5 feet	
10							
15							
	SAND AND GRAVEL - firm, wet	18-20	REF	7/10/15/25	0.3	Slight organic type odor	
20	END OF BORING AT 20 FEET						

NOTES: BG - Background
REF - Reference sample
Logged from hollow-stem auger flights to 18 feet;
Split-spoon sampler used from 18-20 feet.

STRATIGRAPHIC AND INSTRUMENTATION LOG (OVERBURDEN)

PROJECT NAME: GM MANUAL TRANSMISSIONS OF MUNCIE
PROJECT NUMBER: 17324-02
CLIENT: GENERAL MOTORS CORPORATION
LOCATION: MUNCIE, INDIANA

HOLE DESIGNATION: BH-21
DATE COMPLETED: September 21, 2007
DRILLING METHOD: GEOPROBE
FIELD PERSONNEL: M. Groves

DEPTH ft BGS	STRATIGRAPHIC DESCRIPTION & REMARKS	DEPTH ft BGS	TEMPORARY	SAMPLE NUMBER	SAMPLE INTERVAL	SAMPLE REC (%)	SAMPLE 'N' VALUE	SAMPLE PID (ppm)
	CONCRETE							
2	SP, SAND, trace gravel, medium to coarse grained, loose, poorly graded, brown, slightly moist	0.80		1		80		0.0
4	- compact, medium grained, moist at 4.0ft BGS							0.0
6				2		90		0.6
8								0.1
10	CL, CLAY, trace sand and gravel, firm, low plasticity, brown, moist	9.50		3		96		0.3
12	- some silt, light brown, slightly moist at 11.3ft BGS - some gravel, stiff at 12.5ft BGS		BACKFILLED WITH BENTONITE CHIPS					0.2
14				4		96		0.1
16								0.0
18	- trace gravel and silt, medium plasticity, moist at 17.0ft BGS - no gravel at 18.0ft BGS - trace gravel at 19.0ft BGS			5		80		0.0
20	SP, SAND, medium to coarse grained, some gravel, compact, poorly graded, brown, moist	19.50						0.1
22	- wet at 21.5ft BGS							0.0
24								0.0
26	END OF BOREHOLE @ 25.0ft BGS	25.00						0.0
28								
30								
32								
34								

WELL DETAILS
Screened interval:
20.00 to 25.00ft BGS
Length: 5ft
Diameter: 1in
Material: PVC

NOTES: MEASURING POINT ELEVATIONS MAY CHANGE; REFER TO CURRENT ELEVATION TABLE

CHEMICAL ANALYSIS (1)

OVERBURDEN LOG 17324.GPJ CRA_CORP.GDT 10/29/07

STRATIGRAPHIC AND INSTRUMENTATION LOG (OVERBURDEN)

PROJECT NAME: GM MANUAL TRANSMISSIONS OF MUNCIE
PROJECT NUMBER: 17324-02
CLIENT: GENERAL MOTORS CORPORATION
LOCATION: MUNCIE, INDIANA

HOLE DESIGNATION: BH-22
DATE COMPLETED: September 21, 2007
DRILLING METHOD: GEOPROBE
FIELD PERSONNEL: M. Groves

DEPTH ft BGS	STRATIGRAPHIC DESCRIPTION & REMARKS	DEPTH ft BGS	MONITOR INSTALLATION	SAMPLE NUMBER	SAMPLE INTERVAL	SAMPLE REC (%)	SAMPLE 'N' VALUE	SAMPLE PID (ppm)
0	CONCRETE	0.60	BACKFILLED WITH BENTONITE CHIPS	1		100		0.6
2	SP, SAND, medium grained, some gravel, loose, poorly graded, brown, slightly moist, - moist at 2.3ft BGS - compact at 3.5ft BGS							0.3
4	END OF BOREHOLE @ 4.0ft BGS	4.00						
6								
8								
10								
12								
14								
16								
18								
20								
22								
24								
26								
28								
30								
32								
34								

NOTES: MEASURING POINT ELEVATIONS MAY CHANGE; REFER TO CURRENT ELEVATION TABLE

CHEMICAL ANALYSIS (1)

OVERBURDEN LOG 17324.GPJ CRA_CORP.GDT 10/29/07

STRATIGRAPHIC AND INSTRUMENTATION LOG (OVERBURDEN)

PROJECT NAME: GM MANUAL TRANSMISSIONS OF MUNCIE
PROJECT NUMBER: 17324-02
CLIENT: GENERAL MOTORS CORPORATION
LOCATION: MUNCIE, INDIANA

HOLE DESIGNATION: BH-23
DATE COMPLETED: September 21, 2007
DRILLING METHOD: GEOPROBE
FIELD PERSONNEL: M. Groves

DEPTH ft BGS	STRATIGRAPHIC DESCRIPTION & REMARKS	DEPTH ft BGS	MONITOR INSTALLATION	SAMPLE NUMBER	SAMPLE INTERVAL	SAMPLE REC (%)	SAMPLE 'N' VALUE	SAMPLE PID (ppm)
0	CONCRETE							
	SP, SAND, medium grained, trace gravel, poorly graded, loose, brown, slightly moist	0.60	BACKFILLED WITH BENTONITE CHIPS	1		100		0.0
2	- compact at 3.0ft BGS							0.0
4	END OF BOREHOLE @ 4.0ft BGS	4.00						
6								
8								
10								
12								
14								
16								
18								
20								
22								
24								
26								
28								
30								
32								
34								

NOTES: MEASURING POINT ELEVATIONS MAY CHANGE; REFER TO CURRENT ELEVATION TABLE

CHEMICAL ANALYSIS (1)

OVERBURDEN LOG 17324.GPJ CRA_CORP.GDT 10/29/07

STRATIGRAPHIC AND INSTRUMENTATION LOG (OVERBURDEN)

PROJECT NAME: GM MANUAL TRANSMISSIONS OF MUNCIE
PROJECT NUMBER: 17324-02
CLIENT: GENERAL MOTORS CORPORATION
LOCATION: MUNCIE, INDIANA

HOLE DESIGNATION: BH-24
DATE COMPLETED: September 21, 2007
DRILLING METHOD: GEOPROBE
FIELD PERSONNEL: M. Groves

DEPTH ft BGS	STRATIGRAPHIC DESCRIPTION & REMARKS	DEPTH ft BGS	MONITOR INSTALLATION	SAMPLE NUMBER	SAMPLE INTERVAL	SAMPLE REC (%)	SAMPLE 'N' VALUE	SAMPLE PID (ppm)
0	CONCRETE	0.60	BACKFILLED WITH BENTONITE CHIPS	1		100		0.0
2	SP, SAND, medium grained, trace gravel, trace clay, poorly graded, compact, brown, slightly moist - no clay, moist at 2.5ft BGS - some gravel at 3.0ft BGS							0.0
4	END OF BOREHOLE @ 4.0ft BGS	4.00						
6								
8								
10								
12								
14								
16								
18								
20								
22								
24								
26								
28								
30								
32								
34								

NOTES: MEASURING POINT ELEVATIONS MAY CHANGE; REFER TO CURRENT ELEVATION TABLE

CHEMICAL ANALYSIS (1)

OVERBURDEN LOG 17324.GPJ CRA_CORP.GDT 10/29/07

STRATIGRAPHIC AND INSTRUMENTATION LOG (OVERBURDEN)

PROJECT NAME: GM MANUAL TRANSMISSIONS OF MUNCIE
PROJECT NUMBER: 17324-02
CLIENT: GENERAL MOTORS CORPORATION
LOCATION: MUNCIE, INDIANA

HOLE DESIGNATION: BH-25
DATE COMPLETED: September 21, 2007
DRILLING METHOD: GEOPROBE
FIELD PERSONNEL: M. Groves

DEPTH ft BGS	STRATIGRAPHIC DESCRIPTION & REMARKS	DEPTH ft BGS	MONITOR INSTALLATION	SAMPLE NUMBER	SAMPLE INTERVAL	SAMPLE REC (%)	SAMPLE 'N' VALUE	SAMPLE PID (ppm)
0	CONCRETE	0.60	BACKFILLED WITH BENTONITE CHIPS	1		100		0.0
2	SP, SAND, medium grained, trace gravel, poorly graded, loose, brown, slightly moist - compact, moist at 2.5ft BGS							0.0
4	END OF BOREHOLE @ 4.0ft BGS	4.00						
6								
8								
10								
12								
14								
16								
18								
20								
22								
24								
26								
28								
30								
32								
34								

NOTES: MEASURING POINT ELEVATIONS MAY CHANGE; REFER TO CURRENT ELEVATION TABLE

CHEMICAL ANALYSIS (1)

OVERBURDEN LOG 17324.GPJ CRA_CORP.GDT 10/29/07

STRATIGRAPHIC AND INSTRUMENTATION LOG (OVERBURDEN)

PROJECT NAME: GM MANUAL TRANSMISSIONS OF MUNCIE
PROJECT NUMBER: 17324-02
CLIENT: GENERAL MOTORS CORPORATION
LOCATION: MUNCIE, INDIANA

HOLE DESIGNATION: BH-26
DATE COMPLETED: September 21, 2007
DRILLING METHOD: GEOPROBE
FIELD PERSONNEL: M. Groves

DEPTH ft BGS	STRATIGRAPHIC DESCRIPTION & REMARKS	DEPTH ft BGS	TEMPORARY	SAMPLE NUMBER	SAMPLE INTERVAL	SAMPLE REC (%)	SAMPLE 'N' VALUE	SAMPLE PID (ppm)
	CONCRETE	0.70		1		0		-
	no recovery							-
	CL, CLAY, trace sand and silt, low plasticity, firm,light brown, moist	5.00	BACKFILLED WITH BENTONITE CHIPS	2		90		0.3
	- some silt at 8.0ft BGS							1.1
	- brown, slight odor at 9.5ft BGS							4.5
	END OF BOREHOLE @ 10.0ft BGS	10.00						

WELL DETAILS
Screened interval:
5.00 to 10.00ft BGS
Length: 5ft
Diameter: 1in
Material: PVC

NOTES: MEASURING POINT ELEVATIONS MAY CHANGE; REFER TO CURRENT ELEVATION TABLE

OVERBURDEN LOG 17324.GPJ CRA_CORP.GDT 10/29/07

STRATIGRAPHIC AND INSTRUMENTATION LOG (OVERBURDEN)

PROJECT NAME: GM MANUAL TRANSMISSIONS OF MUNCIE
PROJECT NUMBER: 17324-02
CLIENT: GENERAL MOTORS CORPORATION
LOCATION: MUNCIE, INDIANA

HOLE DESIGNATION: BH-27
DATE COMPLETED: September 21, 2007
DRILLING METHOD: GEOPROBE
FIELD PERSONNEL: M. Groves

DEPTH ft BGS	STRATIGRAPHIC DESCRIPTION & REMARKS	DEPTH ft BGS	MONITOR INSTALLATION	SAMPLE NUMBER	SAMPLE INTERVAL	SAMPLE REC (%)	SAMPLE 'N' VALUE	SAMPLE PID (ppm)
0	CONCRETE							
	no recovery	0.60		1		0		-
2								-
4								
	CL, CLAY, trace sand and silt, low plasticity, stiff, grey, moist, slight odor	5.00	BACKFILLED WITH BENTONITE CHIPS	2		100		2.5
6	- no odor at 6.0ft BGS							5.3
	- some silt, slight odor at 7.5ft BGS							
8								6.1
10	END OF BOREHOLE @ 10.0ft BGS	10.00						
12								
14								
16								
18								
20								
22								
24								
26								
28								
30								
32								
34								

NOTES: MEASURING POINT ELEVATIONS MAY CHANGE; REFER TO CURRENT ELEVATION TABLE

OVERBURDEN LOG 17324.GPJ CRA_CORP.GDT 10/29/07

STRATIGRAPHIC AND INSTRUMENTATION LOG (OVERBURDEN)

PROJECT NAME: GM MANUAL TRANSMISSIONS OF MUNCIE
PROJECT NUMBER: 17324-02
CLIENT: GENERAL MOTORS CORPORATION
LOCATION: MUNCIE, INDIANA

HOLE DESIGNATION: BH-28
DATE COMPLETED: September 21, 2007
DRILLING METHOD: GEOPROBE
FIELD PERSONNEL: M. Groves

DEPTH ft BGS	STRATIGRAPHIC DESCRIPTION & REMARKS	DEPTH ft BGS	MONITOR INSTALLATION	SAMPLE NUMBER	SAMPLE INTERVAL	SAMPLE REC (%)	SAMPLE 'N' VALUE	SAMPLE PID (ppm)
	CONCRETE	0.60		1		80		1.2
2	SP, SAND, medium grained, trace gravel, poorly graded, compact, brown, slightly moist							0.7
4	- moist at 4.0ft BGS			2		70		0.9
6	- some clay at 5.5ft BGS	6.00	BACKFILLED WITH BENTONITE CHIPS					11.3
8	CL, CLAY, trace sand and gravel and silt, low plasticity, moist, hydrocarbon odor							24.8
10	- heavy staining - black at 8.4ft BGS - no staining at 8.6ft BGS - heavy staining-black at 9.2ft BGS - no stains at 9.7ft BGS	10.00						
12	END OF BOREHOLE @ 10.0ft BGS							
14								
16								
18								
20								
22								
24								
26								
28								
30								
32								
34								

NOTES: MEASURING POINT ELEVATIONS MAY CHANGE; REFER TO CURRENT ELEVATION TABLE

STRATIGRAPHIC AND INSTRUMENTATION LOG (OVERBURDEN)

PROJECT NAME: GM MANUAL TRANSMISSIONS OF MUNCIE
PROJECT NUMBER: 17324-02
CLIENT: GENERAL MOTORS CORPORATION
LOCATION: MUNCIE, INDIANA

HOLE DESIGNATION: BH-29
DATE COMPLETED: September 21, 2007
DRILLING METHOD: GEOPROBE
FIELD PERSONNEL: M. Groves

DEPTH ft BGS	STRATIGRAPHIC DESCRIPTION & REMARKS	DEPTH ft BGS	MONITOR INSTALLATION	SAMPLE NUMBER	SAMPLE INTERVAL	SAMPLE REC (%)	SAMPLE 'N' VALUE	SAMPLE PID (ppm)
	CONCRETE	0.60		1		100		2.0
2	SP, SAND, medium grained, trace gravel, poorly graded, brown, moist, compact							1.9
4			BACKFILLED WITH BENTONITE CHIPS	2		80		2
6								
8	- black staining, strong odor at 7.0ft BGS	8.00						9.4
	CL, CLAY, trace sand, low plasticity, firm, black staining, moist, strong odor	8.70						9.3
10	SP, SAND, trace gravel, medium grained, compact, poorly graded, brown, moist, black staining, odor	9.50						
	CL, CLAY, trace sand, low plasticity, firm, moist, black staining, strong odor	10.00						
12	END OF BOREHOLE @ 10.0ft BGS							
14								
16								
18								
20								
22								
24								
26								
28								
30								
32								
34								

NOTES: MEASURING POINT ELEVATIONS MAY CHANGE; REFER TO CURRENT ELEVATION TABLE

OVERBURDEN LOG 17324.GPJ CRA_CORP.GDT 10/29/07

STRATIGRAPHIC AND INSTRUMENTATION LOG (BEDROCK)

PROJECT NAME: GM MANUAL TRANSMISSIONS OF MUNCIE
PROJECT NUMBER: 17324-01
CLIENT: GENERAL MOTORS CORPORATION
LOCATION: MUNCIE, INDIANA

HOLE DESIGNATION: SB-51
DATE COMPLETED: November 18, 2008
DRILLING METHOD: DPT
FIELD PERSONNEL: N. HILL

DEPTH ft BGS	STRATIGRAPHIC DESCRIPTION & REMARKS	DEPTH ft BGS	MONITOR INSTALLATION	RUN NUMBER	CORE RECOVERY %	RQD %
0	FILL, rubble					
5.20	ML, CLAYEY SILT, trace sand, firm, low plasticity, dark greenish gray, moist, petroleum odor		BENTONITE			
10.00	END OF BOREHOLE @ 10.0ft BGS					

2 4 6 8 10 12 14 16 18 20 22 24 26 28 30 32 34

NOTES: MEASURING POINT ELEVATIONS MAY CHANGE; REFER TO CURRENT ELEVATION TABLE

CHEMICAL ANALYSIS

BEDROCK LOG 17324-01.GPJ CRA_CORP.GDT 12/23/08

STRATIGRAPHIC AND INSTRUMENTATION LOG (BEDROCK)

PROJECT NAME: GM MANUAL TRANSMISSIONS OF MUNCIE
PROJECT NUMBER: 17324-01
CLIENT: GENERAL MOTORS CORPORATION
LOCATION: MUNCIE, INDIANA

HOLE DESIGNATION: SB-52
DATE COMPLETED: November 18, 2008
DRILLING METHOD: DPT
FIELD PERSONNEL: N. HILL

DEPTH ft BGS	STRATIGRAPHIC DESCRIPTION & REMARKS	DEPTH ft BGS	MONITOR INSTALLATION	RUN NUMBER	CORE RECOVERY %	RQD %
0	FILL, rubble					
5.00	ML, CLAYEY SILT, firm, low plasticity, gray (greenish)	5.00	BENTONITE			
6.00	SM, SILTY SAND, compact, fine to medium dark greenish, dark gray, moist, organic petroleum odor - wet, brown at 7.0ft BGS	6.00				
10.00	END OF BOREHOLE @ 10.0ft BGS	10.00				

NOTES: MEASURING POINT ELEVATIONS MAY CHANGE; REFER TO CURRENT ELEVATION TABLE

CHEMICAL ANALYSIS

BEDROCK LOG 17324-01.GPJ CRA_CORP.GDT 12/23/08

STRATIGRAPHIC AND INSTRUMENTATION LOG (BEDROCK)

PROJECT NAME: GM MANUAL TRANSMISSIONS OF MUNCIE
PROJECT NUMBER: 17324-01
CLIENT: GENERAL MOTORS CORPORATION
LOCATION: MUNCIE, INDIANA

HOLE DESIGNATION: SB-53
DATE COMPLETED: November 18, 2008
DRILLING METHOD: DPT
FIELD PERSONNEL: N. HILL

DEPTH ft BGS	STRATIGRAPHIC DESCRIPTION & REMARKS	DEPTH ft BGS	MONITOR INSTALLATION	RUN NUMBER	CORE RECOVERY %	RQD %
0	FILL, rubble - FILL, clay at 1.0ft BGS					
5.00	ML, CLAYEY SILT, firm, low plasticity, light brown/light gray, moist - wet, sandy at 6.4ft BGS		BENTONITE			
10.00	END OF BOREHOLE @ 10.0ft BGS					

NOTES: MEASURING POINT ELEVATIONS MAY CHANGE; REFER TO CURRENT ELEVATION TABLE

CHEMICAL ANALYSIS

BEDROCK LOG 17324-01.GPJ CRA_CORP.GDT 12/23/08

STRATIGRAPHIC AND INSTRUMENTATION LOG (BEDROCK)

PROJECT NAME: GM MANUAL TRANSMISSIONS OF MUNCIE
PROJECT NUMBER: 17324-01
CLIENT: GENERAL MOTORS CORPORATION
LOCATION: MUNCIE, INDIANA

HOLE DESIGNATION: SB-54
DATE COMPLETED: November 18, 2008
DRILLING METHOD: DPT
FIELD PERSONNEL: N. HILL

DEPTH ft BGS	STRATIGRAPHIC DESCRIPTION & REMARKS	DEPTH ft BGS	MONITOR INSTALLATION	RUN NUMBER	CORE RECOVERY %	RQD %
0	FILL, rubble and clay					
6	ML, CLAYEY SILT, trace sand, firm, low plasticity, brownish gray - dark greenish gray, nearly black, petroleum odor at 6.8ft BGS - brownish gray, no odor at 7.1ft BGS	5.70	BENTONITE			
10	END OF BOREHOLE @ 10.0ft BGS	10.00				

2 4 6 8 10 12 14 16 18 20 22 24 26 28 30 32 34

NOTES: MEASURING POINT ELEVATIONS MAY CHANGE; REFER TO CURRENT ELEVATION TABLE

CHEMICAL ANALYSIS

BEDROCK LOG 17324-01.GPJ CRA_CORP.GDT 12/23/08

STRATIGRAPHIC AND INSTRUMENTATION LOG (BEDROCK)

PROJECT NAME: GM MANUAL TRANSMISSIONS OF MUNCIE
PROJECT NUMBER: 17324-01
CLIENT: GENERAL MOTORS CORPORATION
LOCATION: MUNCIE, INDIANA

HOLE DESIGNATION: SB-55
DATE COMPLETED: November 18, 2008
DRILLING METHOD: DPT
FIELD PERSONNEL: N. HILL

DEPTH ft BGS	STRATIGRAPHIC DESCRIPTION & REMARKS	DEPTH ft BGS	MONITOR INSTALLATION	RUN NUMBER	CORE RECOVERY %	RQD %
0	FILL, rubble and clay					
5.20	ML, CLAYEY SILT, firm, low plasticity, reddish brown, moist - dark gray, petroleum odor at 6.0ft BGS - reddish brown, no odor at 6.3ft BGS		BENTONITE			
10.00	END OF BOREHOLE @ 10.0ft BGS					

2 4 6 8 10 12 14 16 18 20 22 24 26 28 30 32 34

NOTES: MEASURING POINT ELEVATIONS MAY CHANGE; REFER TO CURRENT ELEVATION TABLE

CHEMICAL ANALYSIS

BEDROCK LOG 17324-01.GPJ CRA_CORP.GDT 12/23/08

STRATIGRAPHIC AND INSTRUMENTATION LOG (BEDROCK)

PROJECT NAME: GM MANUAL TRANSMISSIONS OF MUNCIE
PROJECT NUMBER: 17324-01
CLIENT: GENERAL MOTORS CORPORATION
LOCATION: MUNCIE, INDIANA

HOLE DESIGNATION: SB-56
DATE COMPLETED: November 18, 2008
DRILLING METHOD: DPT
FIELD PERSONNEL: N. HILL

DEPTH ft BGS	STRATIGRAPHIC DESCRIPTION & REMARKS	DEPTH ft BGS	MONITOR INSTALLATION	RUN NUMBER	CORE RECOVERY %	RQD %
0	FILL, rubble and clay					
5.10	SM, SILTY SAND, with clay, compact, medium grained, reddish brown, moist		BENTONITE			
8.70	ML, SILT, with clay, firm, low, brown, moist					
10.00	END OF BOREHOLE @ 10.0ft BGS					

2 4 6 8 10 12 14 16 18 20 22 24 26 28 30 32 34

NOTES: MEASURING POINT ELEVATIONS MAY CHANGE; REFER TO CURRENT ELEVATION TABLE

CHEMICAL ANALYSIS ( )

BEDROCK LOG 17324-01.GPJ CRA_CORP.GDT 12/23/08

STRATIGRAPHIC AND INSTRUMENTATION LOG (BEDROCK)

PROJECT NAME: GM MANUAL TRANSMISSIONS OF MUNCIE
PROJECT NUMBER: 17324-01
CLIENT: GENERAL MOTORS CORPORATION
LOCATION: MUNCIE, INDIANA

HOLE DESIGNATION: SB-57
DATE COMPLETED: November 18, 2008
DRILLING METHOD: DPT
FIELD PERSONNEL: N. HILL

DEPTH ft BGS	STRATIGRAPHIC DESCRIPTION & REMARKS	DEPTH ft BGS	MONITOR INSTALLATION	RUN NUMBER	CORE RECOVERY %	RQD %
0	FILL, rubble and clay					
5	ML, CLAYEY SILT, trace sand, trace gravel, firm, low plasticity, moist, dark greenish gray, moist, petroleum odor	5.00	BENTONITE			
8	- slight odor, brownish gray, slight greenish discoloration at 8.1ft BGS					
10	END OF BOREHOLE @ 10.0ft BGS	10.00				

NOTES: MEASURING POINT ELEVATIONS MAY CHANGE; REFER TO CURRENT ELEVATION TABLE

BEDROCK LOG 17324-01.GPJ CRA_CORP.GDT 12/23/08

STRATIGRAPHIC AND INSTRUMENTATION LOG (BEDROCK)

PROJECT NAME: GM MANUAL TRANSMISSIONS OF MUNCIE
PROJECT NUMBER: 17324-01
CLIENT: GENERAL MOTORS CORPORATION
LOCATION: MUNCIE, INDIANA

HOLE DESIGNATION: SB-58
DATE COMPLETED: November 18, 2008
DRILLING METHOD: DPT
FIELD PERSONNEL: N. HILL

DEPTH ft BGS	STRATIGRAPHIC DESCRIPTION & REMARKS	DEPTH ft BGS	MONITOR INSTALLATION	RUN NUMBER	CORE RECOVERY %	RQD %
0	FILL, rubble and clay					
5.30	SM, SILTY SAND, with clay, compact, medium, dark greenish gray, moist, petroleum		BENTONITE			
8	- no odor, brown/gray at 8.2ft BGS					
10	END OF BOREHOLE @ 10.0ft BGS	10.00				

2 4 6 8 10 12 14 16 18 20 22 24 26 28 30 32 34

NOTES: MEASURING POINT ELEVATIONS MAY CHANGE; REFER TO CURRENT ELEVATION TABLE

CHEMICAL ANALYSIS

BEDROCK LOG 17324-01.GPJ CRA_CORP.GDT 12/23/08

STRATIGRAPHIC AND INSTRUMENTATION LOG (BEDROCK)

PROJECT NAME: GM MANUAL TRANSMISSIONS OF MUNCIE
PROJECT NUMBER: 17324-01
CLIENT: GENERAL MOTORS CORPORATION
LOCATION: MUNCIE, INDIANA

HOLE DESIGNATION: SB-59
DATE COMPLETED: November 18, 2008
DRILLING METHOD: DPT
FIELD PERSONNEL: N. HILL

DEPTH ft BGS	STRATIGRAPHIC DESCRIPTION & REMARKS	DEPTH ft BGS	MONITOR INSTALLATION	RUN NUMBER	CORE RECOVERY %	RQD %
0	FILL, rubble and clay					
2	- black discoloration, petroleum odor at 1.8ft BGS					
4						
6	SM, SILTY SAND, compact, medium, moist, brown	5.50	BENTONITE			
	- black/green discoloration seam at 6.3ft BGS	6.20				
8	ML, CLAYEY SILT, firm, trace sand, low, brown, moist					
10	END OF BOREHOLE @ 10.0ft BGS	10.00				
12						
14						
16						
18						
20						
22						
24						
26						
28						
30						
32						
34						

NOTES: MEASURING POINT ELEVATIONS MAY CHANGE; REFER TO CURRENT ELEVATION TABLE

STRATIGRAPHIC AND INSTRUMENTATION LOG (BEDROCK)

PROJECT NAME: GM MANUAL TRANSMISSIONS OF MUNCIE
PROJECT NUMBER: 17324-01
CLIENT: GENERAL MOTORS CORPORATION
LOCATION: MUNCIE, INDIANA

HOLE DESIGNATION: SB-60
DATE COMPLETED: November 18, 2008
DRILLING METHOD: DPT
FIELD PERSONNEL: N. HILL

DEPTH ft BGS	STRATIGRAPHIC DESCRIPTION & REMARKS	DEPTH ft BGS	MONITOR INSTALLATION	RUN NUMBER	CORE RECOVERY %	RQD %
0	FILL, clay and rubble					
5.50	CL, CLAY, with silt, trace sand and gravel, firm, low plasticity, dry, platey light brown		BENTONITE			
9.50	ML, SILT, with clay, firm, low plasticity, brown, moist					
10.00	END OF BOREHOLE @ 10.0ft BGS					

2 4 6 8 10 12 14 16 18 20 22 24 26 28 30 32 34

NOTES: MEASURING POINT ELEVATIONS MAY CHANGE; REFER TO CURRENT ELEVATION TABLE

CHEMICAL ANALYSIS

BEDROCK LOG 17324-01.GPJ CRA_CORP.GDT 12/23/08

STRATIGRAPHIC AND INSTRUMENTATION LOG (BEDROCK)

PROJECT NAME: GM MANUAL TRANSMISSIONS OF MUNCIE
PROJECT NUMBER: 17324-01
CLIENT: GENERAL MOTORS CORPORATION
LOCATION: MUNCIE, INDIANA

HOLE DESIGNATION: SB-61
DATE COMPLETED: November 18, 2008
DRILLING METHOD: DPT
FIELD PERSONNEL: N. HILL

DEPTH ft BGS	STRATIGRAPHIC DESCRIPTION & REMARKS	DEPTH ft BGS	MONITOR INSTALLATION	RUN NUMBER	CORE RECOVERY %	RQD %
0	FILL, clay and rubble					
5.40	SL, SAND, loose, medium, brown, dry		BENTONITE			
10.00	END OF BOREHOLE @ 10.0ft BGS					

NOTES: MEASURING POINT ELEVATIONS MAY CHANGE; REFER TO CURRENT ELEVATION TABLE

CHEMICAL ANALYSIS (oval)

BEDROCK LOG 17324-01.GPJ CRA_CORP.GDT 12/23/08

STRATIGRAPHIC AND INSTRUMENTATION LOG (BEDROCK)

PROJECT NAME: GM MANUAL TRANSMISSIONS OF MUNCIE
PROJECT NUMBER: 17324-01
CLIENT: GENERAL MOTORS CORPORATION
LOCATION: MUNCIE, INDIANA

HOLE DESIGNATION: SB-62
DATE COMPLETED: November 20, 2008
DRILLING METHOD: DPT
FIELD PERSONNEL: N. HILL

DEPTH ft BGS	STRATIGRAPHIC DESCRIPTION & REMARKS	DEPTH ft BGS	MONITOR INSTALLATION	RUN NUMBER	CORE RECOVERY %	RQD %
0	FILL, rubble and gravel					
3.00	ML, SILT, with sand, dense clay, firm, no plasticity, light brown, moist		BENTONITE			
10	- wet at 9.5ft BGS					
10.00	END OF BOREHOLE @ 10.0ft BGS					

NOTES: MEASURING POINT ELEVATIONS MAY CHANGE; REFER TO CURRENT ELEVATION TABLE

CHEMICAL ANALYSIS

BEDROCK LOG 17324-01.GPJ CRA_CORP.GDT 12/23/08

STRATIGRAPHIC AND INSTRUMENTATION LOG (BEDROCK)

PROJECT NAME: GM MANUAL TRANSMISSIONS OF MUNCIE
PROJECT NUMBER: 17324-01
CLIENT: GENERAL MOTORS CORPORATION
LOCATION: MUNCIE, INDIANA

HOLE DESIGNATION: SB-63
DATE COMPLETED: November 20, 2008
DRILLING METHOD: DPT
FIELD PERSONNEL: N. HILL

DEPTH ft BGS	STRATIGRAPHIC DESCRIPTION & REMARKS	DEPTH ft BGS	MONITOR INSTALLATION	RUN NUMBER	CORE RECOVERY %	RQD %
0	FILL, rubble and gravel	1.50	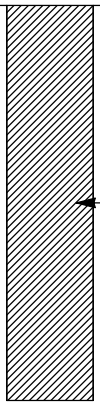 BENTONITE			
2	CH, CLAY, with gravel, firm, high plasticity, dark brown, moist					
4						
6	- sandy, oxidized, reddish color at 6.0ft BGS					
8	- saturated, stiff, light brown at 8.5ft BGS					
10	END OF BOREHOLE @ 10.0ft BGS	10.00				
12						
14						
16						
18						
20						
22						
24						
26						
28						
30						
32						
34						

NOTES: MEASURING POINT ELEVATIONS MAY CHANGE; REFER TO CURRENT ELEVATION TABLE

CHEMICAL ANALYSIS

BEDROCK LOG 17324-01.GPJ CRA_CORP.GDT 12/23/08

STRATIGRAPHIC AND INSTRUMENTATION LOG (BEDROCK)

PROJECT NAME: GM MANUAL TRANSMISSIONS OF MUNCIE
PROJECT NUMBER: 17324-01
CLIENT: GENERAL MOTORS CORPORATION
LOCATION: MUNCIE, INDIANA

HOLE DESIGNATION: SB-64
DATE COMPLETED: November 20, 2008
DRILLING METHOD: DPT
FIELD PERSONNEL: N. HILL

DEPTH ft BGS	STRATIGRAPHIC DESCRIPTION & REMARKS	DEPTH ft BGS	MONITOR INSTALLATION	RUN NUMBER	CORE RECOVERY %	RQD %
0	FILL					
2	CH, CLAY, sandy, silty, with gravel, firm, high, dark reddish brown, moist	2.50	BENTONITE			
8		9.00				
10	SC, SAND, wet, brown, loose	10.00				
	END OF BOREHOLE @ 10.0ft BGS					

NOTES: MEASURING POINT ELEVATIONS MAY CHANGE; REFER TO CURRENT ELEVATION TABLE

CHEMICAL ANALYSIS

BEDROCK LOG 17324-01.GPJ CRA_CORP.GDT 12/23/08

STRATIGRAPHIC AND INSTRUMENTATION LOG (BEDROCK)

PROJECT NAME: GM MANUAL TRANSMISSIONS OF MUNCIE
PROJECT NUMBER: 17324-01
CLIENT: GENERAL MOTORS CORPORATION
LOCATION: MUNCIE, INDIANA

HOLE DESIGNATION: SB-65
DATE COMPLETED: November 20, 2008
DRILLING METHOD: DPT
FIELD PERSONNEL: N. HILL

DEPTH ft BGS	STRATIGRAPHIC DESCRIPTION & REMARKS	DEPTH ft BGS	MONITOR INSTALLATION	RUN NUMBER	CORE RECOVERY %	RQD %
0	FILL					
5	CL, SANDY, silty, clay, firm, los plasticity, dark brown, moist - light brown at 6.8ft BGS - dark greenish gray, black discoloration, petroleum odor at 7.0ft BGS - light brown, no odor at 8.0ft BGS	5.00	BENTONITE			
10	END OF BOREHOLE @ 10.0ft BGS	10.00				

NOTES: MEASURING POINT ELEVATIONS MAY CHANGE; REFER TO CURRENT ELEVATION TABLE

BEDROCK LOG 17324-01.GPJ CRA_CORP.GDT 12/23/08

STRATIGRAPHIC AND INSTRUMENTATION LOG (BEDROCK)

PROJECT NAME: GM MANUAL TRANSMISSIONS OF MUNCIE
PROJECT NUMBER: 17324-01
CLIENT: GENERAL MOTORS CORPORATION
LOCATION: MUNCIE, INDIANA

HOLE DESIGNATION: SB-66
DATE COMPLETED: November 20, 2008
DRILLING METHOD: DPT
FIELD PERSONNEL: N. HILL

DEPTH ft BGS	STRATIGRAPHIC DESCRIPTION & REMARKS	DEPTH ft BGS	MONITOR INSTALLATION	RUN NUMBER	CORE RECOVERY %	RQD %
0	FILL					
5.00	MH, SILT, with sand, firm, low plasticity, dark reddish brown, moist - dark greenish gray, black discoloration, ??? odor at 6.5ft BGS - light brown, no odor at 7.2ft BGS		BENTONITE			
10.00	END OF BOREHOLE @ 10.0ft BGS					

NOTES: MEASURING POINT ELEVATIONS MAY CHANGE; REFER TO CURRENT ELEVATION TABLE

BEDROCK LOG 17324-01.GPJ CRA_CORP.GDT 12/23/08

STRATIGRAPHIC AND INSTRUMENTATION LOG (BEDROCK)

PROJECT NAME: GM MANUAL TRANSMISSIONS OF MUNCIE
PROJECT NUMBER: 17324-01
CLIENT: GENERAL MOTORS CORPORATION
LOCATION: MUNCIE, INDIANA

HOLE DESIGNATION: SB-67
DATE COMPLETED: November 20, 2008
DRILLING METHOD: DPT
FIELD PERSONNEL: N. HILL

DEPTH ft BGS	STRATIGRAPHIC DESCRIPTION & REMARKS	DEPTH ft BGS	MONITOR INSTALLATION	RUN NUMBER	CORE RECOVERY %	RQD %
0	FILL					
6	SM, SAND, with silt, compact, fine grained, brown, moist	5.80				
8	CH, CLAY, brown, moist, ???, firm, with sand	8.20				
10	END OF BOREHOLE @ 10.0ft BGS	10.00				

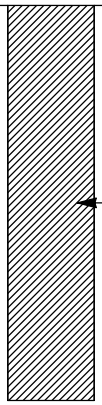

NOTES: MEASURING POINT ELEVATIONS MAY CHANGE; REFER TO CURRENT ELEVATION TABLE

CHEMICAL ANALYSIS

BEDROCK LOG 17324-01.GPJ CRA_CORP.GDT 12/23/08

STRATIGRAPHIC AND INSTRUMENTATION LOG (BEDROCK)

PROJECT NAME: GM MANUAL TRANSMISSIONS OF MUNCIE
PROJECT NUMBER: 17324-01
CLIENT: GENERAL MOTORS CORPORATION
LOCATION: MUNCIE, INDIANA

HOLE DESIGNATION: SB-68
DATE COMPLETED: November 20, 2008
DRILLING METHOD: DPT
FIELD PERSONNEL: N. HILL

DEPTH ft BGS	STRATIGRAPHIC DESCRIPTION & REMARKS	DEPTH ft BGS	MONITOR INSTALLATION	RUN NUMBER	CORE RECOVERY %	RQD %
0	FILL		BENTONITE			
8.50	MH, SILT, sandy, firm, no plasticity, dark reddish brown, moist					
10.00	END OF BOREHOLE @ 10.0ft BGS					

2 4 6 8 10 12 14 16 18 20 22 24 26 28 30 32 34

NOTES: MEASURING POINT ELEVATIONS MAY CHANGE; REFER TO CURRENT ELEVATION TABLE

CHEMICAL ANALYSIS

BEDROCK LOG 17324-01.GPJ CRA_CORP.GDT 12/23/08

STRATIGRAPHIC AND INSTRUMENTATION LOG
(OVERBURDEN)

PROJECT NAME: FORMER GM MANUAL TRANSMISSIONS OF MUNCIE
BOREHOLE DESIGNATION: A-1
PROJECT NUMBER: 17324
DATE COMPLETED: November 18, 2008
CLIENT: GENERAL MOTORS CORPORATION
DRILLING METHOD: Direct Push Technology
LOCATION: MUNCIE, INDIANA
FIELD PERSONNEL: Joe Phillips

DEPTH ft BGS	STRATIGRAPHIC DESCRIPTION & REMARKS	DEPTH ft BGS	BACKFILL DETAILS	SAMPLE NUMBER	SAMPLE INTERVAL	SAMPLE REC (%)	SAMPLE 'N' VALUE	SAMPLE PID (ppm)
	ASPHALT and fill	0.50						0
	CH-CLAY, firm, high plasticity, reddish brown, moist, iron staining, vertical fractures, trace fine gravel			28				0
2			BENTONITE					
4								0
	END OF BOREHOLE @ 5.0ft BGS	5.00						
6								
8								
10								
12								
14								
16								
18								

NOTES: MEASURING POINT ELEVATIONS MAY CHANGE; REFER TO CURRENT ELEVATION TABLE

CHEMICAL ANALYSIS (28)

OVERBURDEN LOG 17324-T06-AOI31-SC.GPJ CRA_CORP.GDT 4/26/11

STRATIGRAPHIC AND INSTRUMENTATION LOG (OVERBURDEN)

PROJECT NAME: FORMER GM MANUAL TRANSMISSIONS OF MUNCIE
BOREHOLE DESIGNATION: A-2
PROJECT NUMBER: 17324
DATE COMPLETED: November 18, 2008
CLIENT: GENERAL MOTORS CORPORATION
DRILLING METHOD: Direct Push Technology
LOCATION: MUNCIE, INDIANA
FIELD PERSONNEL: Joe Phillips

DEPTH ft BGS	STRATIGRAPHIC DESCRIPTION & REMARKS	DEPTH ft BGS	BACKFILL DETAILS	SAMPLE NUMBER	SAMPLE INTERVAL	SAMPLE REC (%)	SAMPLE 'N' VALUE	SAMPLE PID (ppm)
0	ASPHALT and fill	0.70	BENTONITE	29				0
	CH-CLAY, firm, high plasticity, brown, moist, iron staining, vertical fractures			30				0
2								
4								0
	END OF BOREHOLE @ 5.0ft BGS	5.00						
6								
8								
10								
12								
14								
16								
18								

NOTES: MEASURING POINT ELEVATIONS MAY CHANGE; REFER TO CURRENT ELEVATION TABLE

CHEMICAL ANALYSIS ( )

OVERBURDEN LOG 17324-T06-AOI31-SC.GPJ CRA_CORP.GDT 4/26/11

STRATIGRAPHIC AND INSTRUMENTATION LOG
(OVERBURDEN)

PROJECT NAME: FORMER GM MANUAL TRANSMISSIONS OF MUNCIE
BOREHOLE DESIGNATION: AA-1

PROJECT NUMBER: 17324
DATE COMPLETED: November 19, 2008

CLIENT: GENERAL MOTORS CORPORATION
DRILLING METHOD: Direct Push Technology

LOCATION: MUNCIE, INDIANA
FIELD PERSONNEL: Nick Hill

DEPTH ft BGS	STRATIGRAPHIC DESCRIPTION & REMARKS	DEPTH ft BGS	BACKFILL DETAILS	SAMPLE NUMBER	SAMPLE INTERVAL	SAMPLE REC (%)	SAMPLE 'N' VALUE	SAMPLE PID (ppm)
	ASPHALT and fill	0.30						
	CH-CLAY with sand and silt, firm, high plasticity, reddish brown, moist - soft, sandy, wet, trace gravel at 1.1ft BGS			20				0
2	- firm, moist at 2.0ft BGS		BENTONITE					
4								0
	END OF BOREHOLE @ 5.0ft BGS	5.00						
6								
8								
10								
12								
14								
16								
18								

NOTES: MEASURING POINT ELEVATIONS MAY CHANGE; REFER TO CURRENT ELEVATION TABLE

CHEMICAL ANALYSIS (20)

OVERBURDEN LOG 17324-T06-AOI31-SC.GPJ CRA_CORP.GDT 4/26/11

STRATIGRAPHIC AND INSTRUMENTATION LOG (OVERBURDEN)

PROJECT NAME: FORMER GM MANUAL TRANSMISSIONS OF MUNCIE
BOREHOLE DESIGNATION: AA-2

PROJECT NUMBER: 17324
DATE COMPLETED: November 19, 2008

CLIENT: GENERAL MOTORS CORPORATION
DRILLING METHOD: Direct Push Technology

LOCATION: MUNCIE, INDIANA
FIELD PERSONNEL: Nick Hill

DEPTH ft BGS	STRATIGRAPHIC DESCRIPTION & REMARKS	DEPTH ft BGS	BACKFILL DETAILS	SAMPLE NUMBER	SAMPLE INTERVAL	SAMPLE REC (%)	SAMPLE 'N' VALUE	SAMPLE PID (ppm)
	ASPHALT and fill	0.50						
	CH-CLAY with sand and silt, firm, high plasticity, reddish brown, moist, trace gravel		BENTONITE	20				0
2								
4								0
	END OF BOREHOLE @ 5.0ft BGS	5.00						
6								
8								
10								
12								
14								
16								
18								

NOTES: MEASURING POINT ELEVATIONS MAY CHANGE; REFER TO CURRENT ELEVATION TABLE

CHEMICAL ANALYSIS (20)

OVERBURDEN LOG 17324-T06-AOI31-SC.GPJ CRA_CORP.GDT 4/26/11

STRATIGRAPHIC AND INSTRUMENTATION LOG (OVERBURDEN)

PROJECT NAME: FORMER GM MANUAL TRANSMISSIONS OF MUNCIE
BOREHOLE DESIGNATION: AA-3

PROJECT NUMBER: 17324
DATE COMPLETED: November 19, 2008

CLIENT: GENERAL MOTORS CORPORATION
DRILLING METHOD: Direct Push Technology

LOCATION: MUNCIE, INDIANA
FIELD PERSONNEL: Nick Hill

DEPTH ft BGS	STRATIGRAPHIC DESCRIPTION & REMARKS	DEPTH ft BGS	BACKFILL DETAILS	SAMPLE NUMBER	SAMPLE INTERVAL	SAMPLE REC (%)	SAMPLE 'N' VALUE	SAMPLE PID (ppm)
0	ASPHALT and fill	0.40						
	CH-CLAY with sand, firm, high plasticity, reddish brown, moist, trace gravel			20				0
2			BENTONITE					
4								0
	END OF BOREHOLE @ 5.0ft BGS	5.00						
6								
8								
10								
12								
14								
16								
18								

NOTES: MEASURING POINT ELEVATIONS MAY CHANGE; REFER TO CURRENT ELEVATION TABLE

CHEMICAL ANALYSIS (20)

OVERBURDEN LOG 17324-T06-AOI31-SC.GPJ CRA_CORP.GDT 4/26/11

STRATIGRAPHIC AND INSTRUMENTATION LOG (OVERBURDEN)

PROJECT NAME: FORMER GM MANUAL TRANSMISSIONS OF MUNCIE
BOREHOLE DESIGNATION: AA-4

PROJECT NUMBER: 17324
DATE COMPLETED: November 19, 2008

CLIENT: GENERAL MOTORS CORPORATION
DRILLING METHOD: Direct Push Technology

LOCATION: MUNCIE, INDIANA
FIELD PERSONNEL: Nick Hill

DEPTH ft BGS	STRATIGRAPHIC DESCRIPTION & REMARKS	DEPTH ft BGS	BACKFILL DETAILS	SAMPLE NUMBER	SAMPLE INTERVAL	SAMPLE REC (%)	SAMPLE 'N' VALUE	SAMPLE PID (ppm)
0	ASPHALT and fill	0.40		19				0.1
	CH-CLAY with silt and sand, soft, high plasticity, dark brown, wet							
	- firm, reddish brown, moist at 1.5ft BGS			20				
2			BENTONITE					
4								0.1
	END OF BOREHOLE @ 5.0ft BGS	5.00						
6								
8								
10								
12								
14								
16								
18								

NOTES: MEASURING POINT ELEVATIONS MAY CHANGE; REFER TO CURRENT ELEVATION TABLE

CHEMICAL ANALYSIS (20)

OVERBURDEN LOG 17324-T06-AOI31-SC.GPJ CRA_CORP.GDT 4/26/11

STRATIGRAPHIC AND INSTRUMENTATION LOG (OVERBURDEN)

PROJECT NAME: FORMER GM MANUAL TRANSMISSIONS OF MUNCIE
BOREHOLE DESIGNATION: B-1
PROJECT NUMBER: 17324
DATE COMPLETED: November 18, 2008
CLIENT: GENERAL MOTORS CORPORATION
DRILLING METHOD: Direct Push Technology
LOCATION: MUNCIE, INDIANA
FIELD PERSONNEL: Joe Phillips

DEPTH ft BGS	STRATIGRAPHIC DESCRIPTION & REMARKS	DEPTH ft BGS	BACKFILL DETAILS	SAMPLE NUMBER	SAMPLE INTERVAL	SAMPLE REC (%)	SAMPLE 'N' VALUE	SAMPLE PID (ppm)
0	ASPHALT and fill	0.50	BENTONITE	27				0
	CH-CLAY, firm, high plasticity, brown, moist, iron staining, vertical fractures, trace fine gravel			28				0
2								0
4								
	END OF BOREHOLE @ 5.0ft BGS	5.00						
6								
8								
10								
12								
14								
16								
18								

NOTES: MEASURING POINT ELEVATIONS MAY CHANGE; REFER TO CURRENT ELEVATION TABLE

CHEMICAL ANALYSIS (27)

OVERBURDEN LOG 17324-T06-AOI31-SC.GPJ CRA_CORP.GDT 4/26/11

STRATIGRAPHIC AND INSTRUMENTATION LOG (OVERBURDEN)

PROJECT NAME: FORMER GM MANUAL TRANSMISSIONS OF MUNCIE
BOREHOLE DESIGNATION: B-2
PROJECT NUMBER: 17324
DATE COMPLETED: November 18, 2008
CLIENT: GENERAL MOTORS CORPORATION
DRILLING METHOD: Direct Push Technology
LOCATION: MUNCIE, INDIANA
FIELD PERSONNEL: Joe Phillips

DEPTH ft BGS	STRATIGRAPHIC DESCRIPTION & REMARKS	DEPTH ft BGS	BACKFILL DETAILS	SAMPLE NUMBER	SAMPLE INTERVAL	SAMPLE REC (%)	SAMPLE 'N' VALUE	SAMPLE PID (ppm)
	ASPHALT and fill							0
	CH-CLAY, firm, soft, high plasticity, brown, iron staining, vertical fractures	0.90		30				0
2			BENTONITE					
4								0
	END OF BOREHOLE @ 5.0ft BGS	5.00						
6								
8								
10								
12								
14								
16								
18								

NOTES: MEASURING POINT ELEVATIONS MAY CHANGE; REFER TO CURRENT ELEVATION TABLE

CHEMICAL ANALYSIS (30)

OVERBURDEN LOG 17324-T06-AOI31-SC.GPJ CRA_CORP.GDT 4/26/11

STRATIGRAPHIC AND INSTRUMENTATION LOG (OVERBURDEN)

PROJECT NAME: FORMER GM MANUAL TRANSMISSIONS OF MUNCIE
BOREHOLE DESIGNATION: B-3
PROJECT NUMBER: 17324
DATE COMPLETED: November 18, 2008
CLIENT: GENERAL MOTORS CORPORATION
DRILLING METHOD: Direct Push Technology
LOCATION: MUNCIE, INDIANA
FIELD PERSONNEL: Joe Phillips

DEPTH ft BGS	STRATIGRAPHIC DESCRIPTION & REMARKS	DEPTH ft BGS	BACKFILL DETAILS	SAMPLE NUMBER	SAMPLE INTERVAL	SAMPLE REC (%)	SAMPLE 'N' VALUE	SAMPLE PID (ppm)
	ASPHALT and fill	0.60						0
	CH-CLAY, firm, high plasticity, brown, moist, iron staining, vertical fractures			30				0
2			BENTONITE					
4								0
	END OF BOREHOLE @ 5.0ft BGS	5.00						
6								
8								
10								
12								
14								
16								
18								

NOTES: MEASURING POINT ELEVATIONS MAY CHANGE; REFER TO CURRENT ELEVATION TABLE

CHEMICAL ANALYSIS (30)

OVERBURDEN LOG 17324-T06-AOI31-SC.GPJ CRA_CORP.GDT 4/26/11

STRATIGRAPHIC AND INSTRUMENTATION LOG (OVERBURDEN)

PROJECT NAME: FORMER GM MANUAL TRANSMISSIONS OF MUNCIE — BOREHOLE DESIGNATION: BB-1

PROJECT NUMBER: 17324 — DATE COMPLETED: November 20, 2008

CLIENT: GENERAL MOTORS CORPORATION — DRILLING METHOD: Direct Push Technology

LOCATION: MUNCIE, INDIANA — FIELD PERSONNEL: Joe Phillips

DEPTH ft BGS	STRATIGRAPHIC DESCRIPTION & REMARKS	DEPTH ft BGS	BACKFILL DETAILS	SAMPLE NUMBER	SAMPLE INTERVAL	SAMPLE REC (%)	SAMPLE 'N' VALUE	SAMPLE PID (ppm)
0	ASPHALT and fill			55				0
	SW-SILTY SAND, fine to coarse, slightly compact, no plasticity, brown, moist	1.00		56				0
2			BENTONITE					
4								0
	END OF BOREHOLE @ 5.0ft BGS	5.00						
6								
8								
10								
12								
14								
16								
18								

NOTES: MEASURING POINT ELEVATIONS MAY CHANGE; REFER TO CURRENT ELEVATION TABLE

CHEMICAL ANALYSIS ( )

OVERBURDEN LOG 17324-T06-AOI31-SC.GPJ CRA_CORP.GDT 4/26/11

STRATIGRAPHIC AND INSTRUMENTATION LOG (OVERBURDEN)

PROJECT NAME: FORMER GM MANUAL TRANSMISSIONS OF MUNCIE
BOREHOLE DESIGNATION: BB-2

PROJECT NUMBER: 17324
DATE COMPLETED: November 20, 2008

CLIENT: GENERAL MOTORS CORPORATION
DRILLING METHOD: Direct Push Technology

LOCATION: MUNCIE, INDIANA
FIELD PERSONNEL: Joe Phillips

DEPTH ft BGS	STRATIGRAPHIC DESCRIPTION & REMARKS	DEPTH ft BGS	BACKFILL DETAILS	SAMPLE NUMBER	SAMPLE INTERVAL	SAMPLE REC (%)	SAMPLE 'N' VALUE	SAMPLE PID (ppm)
0	ASPHALT and fill							0
	CH-CLAY, firm, high plasticity, brown, moist, iron staining, trace coarse gravel	1.00		58				0
2			BENTONITE					
4								0
	END OF BOREHOLE @ 5.0ft BGS	5.00						
6								
8								
10								
12								
14								
16								
18								

NOTES: MEASURING POINT ELEVATIONS MAY CHANGE; REFER TO CURRENT ELEVATION TABLE

CHEMICAL ANALYSIS (58)

OVERBURDEN LOG 17324-T06-AOI31-SC.GPJ CRA_CORP.GDT 4/26/11

STRATIGRAPHIC AND INSTRUMENTATION LOG (OVERBURDEN)

PROJECT NAME: FORMER GM MANUAL TRANSMISSIONS OF MUNCIE
BOREHOLE DESIGNATION: BB-3
PROJECT NUMBER: 17324
DATE COMPLETED: November 20, 2008
CLIENT: GENERAL MOTORS CORPORATION
DRILLING METHOD: Direct Push Technology
LOCATION: MUNCIE, INDIANA
FIELD PERSONNEL: Joe Phillips

DEPTH ft BGS	STRATIGRAPHIC DESCRIPTION & REMARKS	DEPTH ft BGS	BACKFILL DETAILS	SAMPLE NUMBER	SAMPLE INTERVAL	SAMPLE REC (%)	SAMPLE 'N' VALUE	SAMPLE PID (ppm)
	ASPHALT and fill							0
	CH-CLAY, firm, high plasticity, brown, moist, iron staining, vertical fractures	0.80		58				0
2			BENTONITE					
4								0
	END OF BOREHOLE @ 5.0ft BGS	5.00						
6								
8								
10								
12								
14								
16								
18								

NOTES: MEASURING POINT ELEVATIONS MAY CHANGE; REFER TO CURRENT ELEVATION TABLE

CHEMICAL ANALYSIS (58)

OVERBURDEN LOG 17324-T06-AOI31-SC.GPJ CRA_CORP.GDT 4/26/11

STRATIGRAPHIC AND INSTRUMENTATION LOG
(OVERBURDEN)

PROJECT NAME: FORMER GM MANUAL TRANSMISSIONS OF MUNCIE
BOREHOLE DESIGNATION: BB-4
PROJECT NUMBER: 17324
DATE COMPLETED: November 20, 2008
CLIENT: GENERAL MOTORS CORPORATION
DRILLING METHOD: Direct Push Technology
LOCATION: MUNCIE, INDIANA
FIELD PERSONNEL: Joe Phillips

DEPTH ft BGS	STRATIGRAPHIC DESCRIPTION & REMARKS	DEPTH ft BGS	BACKFILL DETAILS	SAMPLE NUMBER	SAMPLE INTERVAL	SAMPLE REC (%)	SAMPLE 'N' VALUE	SAMPLE PID (ppm)
	ASPHALT and fill			57				0
	SW-SAND, fine to coarse, slightly compact, no plasticity, black, moist	1.00						
	CH-CLAY, firm, high plasticity, gray, moist, trace coarse sand	1.30	BENTONITE	58				0
2								
4								0
	END OF BOREHOLE @ 5.0ft BGS	5.00						
6								
8								
10								
12								
14								
16								
18								

NOTES: MEASURING POINT ELEVATIONS MAY CHANGE; REFER TO CURRENT ELEVATION TABLE

CHEMICAL ANALYSIS (57, 58)

OVERBURDEN LOG 17324-T06-AOI31-SC.GPJ CRA_CORP.GDT 4/26/11

STRATIGRAPHIC AND INSTRUMENTATION LOG
(OVERBURDEN)

PROJECT NAME: FORMER GM MANUAL TRANSMISSIONS OF MUNCIE
BOREHOLE DESIGNATION: C-1

PROJECT NUMBER: 17324
DATE COMPLETED: November 18, 2008

CLIENT: GENERAL MOTORS CORPORATION
DRILLING METHOD: Direct Push Technology

LOCATION: MUNCIE, INDIANA
FIELD PERSONNEL: Joe Phillips

DEPTH ft BGS	STRATIGRAPHIC DESCRIPTION & REMARKS	DEPTH ft BGS	BACKFILL DETAILS	SAMPLE NUMBER	SAMPLE INTERVAL	SAMPLE REC (%)	SAMPLE 'N' VALUE	SAMPLE PID (ppm)
	GRAVEL-fill							0
	CH-CLAY, firm, high plasticity, moist, iron staining, vertical fractures	0.60		28				0
2	- trace fine gravel and coarse sand at 2.0ft BGS		BENTONITE					0
4								
	END OF BOREHOLE @ 5.0ft BGS	5.00						
6								
8								
10								
12								
14								
16								
18								

NOTES: MEASURING POINT ELEVATIONS MAY CHANGE; REFER TO CURRENT ELEVATION TABLE

CHEMICAL ANALYSIS (28)

OVERBURDEN LOG 17324-T06-AOI31-SC.GPJ CRA_CORP.GDT 4/26/11

STRATIGRAPHIC AND INSTRUMENTATION LOG (OVERBURDEN)

PROJECT NAME: FORMER GM MANUAL TRANSMISSIONS OF MUNCIE
BOREHOLE DESIGNATION: CC-1

PROJECT NUMBER: 17324
DATE COMPLETED: November 20, 2008

CLIENT: GENERAL MOTORS CORPORATION
DRILLING METHOD: Direct Push Technology

LOCATION: MUNCIE, INDIANA
FIELD PERSONNEL: Joe Phillips

DEPTH ft BGS	STRATIGRAPHIC DESCRIPTION & REMARKS	DEPTH ft BGS	BACKFILL DETAILS	SAMPLE NUMBER	SAMPLE INTERVAL	SAMPLE REC (%)	SAMPLE 'N' VALUE	SAMPLE PID (ppm)
0	ASPHALT and fill							0
	CL-CLAY with silt, firm, low to medium plasticity, dark brown, moist, iron staining	1.00		56				0
2			BENTONITE					
4								0
	END OF BOREHOLE @ 5.0ft BGS	5.00						
6								
8								
10								
12								
14								
16								
18								

NOTES: MEASURING POINT ELEVATIONS MAY CHANGE; REFER TO CURRENT ELEVATION TABLE

CHEMICAL ANALYSIS (56)

OVERBURDEN LOG 17324-T06-AOI31-SC.GPJ CRA_CORP.GDT 4/26/11

STRATIGRAPHIC AND INSTRUMENTATION LOG (OVERBURDEN)

PROJECT NAME: FORMER GM MANUAL TRANSMISSIONS OF MUNCIE
BOREHOLE DESIGNATION: CC-2
PROJECT NUMBER: 17324
DATE COMPLETED: November 20, 2008
CLIENT: GENERAL MOTORS CORPORATION
DRILLING METHOD: Direct Push Technology
LOCATION: MUNCIE, INDIANA
FIELD PERSONNEL: Joe Phillips

DEPTH ft BGS	STRATIGRAPHIC DESCRIPTION & REMARKS	DEPTH ft BGS	BACKFILL DETAILS	SAMPLE NUMBER	SAMPLE INTERVAL	SAMPLE REC (%)	SAMPLE 'N' VALUE	SAMPLE PID (ppm)
	ASPHALT and fill							0
	SM-SILTY SAND, fine, slightly compact, no plasticity, brown, moist	0.80		56				0
2	CH-CLAY, firm, high plasticity, dark brown, moist	1.50	BENTONITE					
4								0
	END OF BOREHOLE @ 5.0ft BGS	5.00						
6								
8								
10								
12								
14								
16								
18								

NOTES: MEASURING POINT ELEVATIONS MAY CHANGE; REFER TO CURRENT ELEVATION TABLE

CHEMICAL ANALYSIS ( )

OVERBURDEN LOG 17324-T06-AOI31-SC.GPJ CRA_CORP.GDT 4/26/11

STRATIGRAPHIC AND INSTRUMENTATION LOG (OVERBURDEN)

PROJECT NAME: FORMER GM MANUAL TRANSMISSIONS OF MUNCIE
BOREHOLE DESIGNATION: CC-3
PROJECT NUMBER: 17324
DATE COMPLETED: November 20, 2008
CLIENT: GENERAL MOTORS CORPORATION
DRILLING METHOD: Direct Push Technology
LOCATION: MUNCIE, INDIANA
FIELD PERSONNEL: Joe Phillips

DEPTH ft BGS	STRATIGRAPHIC DESCRIPTION & REMARKS	DEPTH ft BGS	BACKFILL DETAILS	SAMPLE NUMBER	SAMPLE INTERVAL	SAMPLE REC (%)	SAMPLE 'N' VALUE	SAMPLE PID (ppm)
0	ASPHALT and fill			53				0
	CH-CLAY, firm, high plasticity, brown, moist with iron staining, vertical fractures	0.90		54				0
2			BENTONITE					
4								0
	END OF BOREHOLE @ 5.0ft BGS	5.00						
6								
8								
10								
12								
14								
16								
18								

NOTES: MEASURING POINT ELEVATIONS MAY CHANGE; REFER TO CURRENT ELEVATION TABLE

CHEMICAL ANALYSIS ( )

OVERBURDEN LOG 17324-T06-AOI31-SC.GPJ CRA_CORP.GDT 4/26/11

STRATIGRAPHIC AND INSTRUMENTATION LOG (OVERBURDEN)

PROJECT NAME: FORMER GM MANUAL TRANSMISSIONS OF MUNCIE
BOREHOLE DESIGNATION: CC-4
PROJECT NUMBER: 17324
DATE COMPLETED: November 20, 2008
CLIENT: GENERAL MOTORS CORPORATION
DRILLING METHOD: Direct Push Technology
LOCATION: MUNCIE, INDIANA
FIELD PERSONNEL: Joe Phillips

DEPTH ft BGS	STRATIGRAPHIC DESCRIPTION & REMARKS	DEPTH ft BGS	BACKFILL DETAILS	SAMPLE NUMBER	SAMPLE INTERVAL	SAMPLE REC (%)	SAMPLE 'N' VALUE	SAMPLE PID (ppm)
0	ASPHALT and fill	0.70	BENTONITE	54				0
	CH-CLAY, firm, high plasticity, brown, moist, vertical fractures							0
2								0
4								
	END OF BOREHOLE @ 5.0ft BGS	5.00						
6								
8								
10								
12								
14								
16								
18								

NOTES: MEASURING POINT ELEVATIONS MAY CHANGE; REFER TO CURRENT ELEVATION TABLE

CHEMICAL ANALYSIS (54)

OVERBURDEN LOG 17324-T06-AOI31-SC.GPJ CRA_CORP.GDT 4/26/11

STRATIGRAPHIC AND INSTRUMENTATION LOG
(OVERBURDEN)

PROJECT NAME: FORMER GM MANUAL TRANSMISSIONS OF MUNCIE
BOREHOLE DESIGNATION: D-1

PROJECT NUMBER: 17324
DATE COMPLETED: November 18, 2008

CLIENT: GENERAL MOTORS CORPORATION
DRILLING METHOD: Direct Push Technology

LOCATION: MUNCIE, INDIANA
FIELD PERSONNEL: Joe Phillips

DEPTH ft BGS	STRATIGRAPHIC DESCRIPTION & REMARKS	DEPTH ft BGS	BACKFILL DETAILS	SAMPLE NUMBER	SAMPLE INTERVAL	SAMPLE REC (%)	SAMPLE 'N' VALUE	SAMPLE PID (ppm)
0	ASPHALT and fill			22				0.1
	CH-CLAY, firm, high plasticity, gray, moist, iron staining	1.40	BENTONITE					0
2								
4								0
	END OF BOREHOLE @ 5.0ft BGS	5.00						
6								
8								
10								
12								
14								
16								
18								

NOTES: MEASURING POINT ELEVATIONS MAY CHANGE; REFER TO CURRENT ELEVATION TABLE

CHEMICAL ANALYSIS (22)

OVERBURDEN LOG 17324-T06-AOI31-SC.GPJ CRA_CORP.GDT 4/26/11

STRATIGRAPHIC AND INSTRUMENTATION LOG
(OVERBURDEN)

PROJECT NAME: FORMER GM MANUAL TRANSMISSIONS OF MUNCIE
BOREHOLE DESIGNATION: D-2

PROJECT NUMBER: 17324
DATE COMPLETED: November 18, 2008

CLIENT: GENERAL MOTORS CORPORATION
DRILLING METHOD: Direct Push Technology

LOCATION: MUNCIE, INDIANA
FIELD PERSONNEL: Joe Phillips

DEPTH ft BGS	STRATIGRAPHIC DESCRIPTION & REMARKS	DEPTH ft BGS	BACKFILL DETAILS	SAMPLE NUMBER	SAMPLE INTERVAL	SAMPLE REC (%)	SAMPLE 'N' VALUE	SAMPLE PID (ppm)
0	ASPHALT	0.40		23				0
	CH-CLAY, firm, high plasticity, brown, moist, iron staining, vertical fractures			24				0
2			BENTONITE					
4								0
	END OF BOREHOLE @ 5.0ft BGS	5.00						
6								
8								
10								
12								
14								
16								
18								

NOTES: MEASURING POINT ELEVATIONS MAY CHANGE; REFER TO CURRENT ELEVATION TABLE

CHEMICAL ANALYSIS (23)

OVERBURDEN LOG 17324-T06-AOI31-SC.GPJ CRA_CORP.GDT 4/26/11

STRATIGRAPHIC AND INSTRUMENTATION LOG (OVERBURDEN)

PROJECT NAME: FORMER GM MANUAL TRANSMISSIONS OF MUNCIE
BOREHOLE DESIGNATION: D-3
PROJECT NUMBER: 17324
DATE COMPLETED: November 18, 2008
CLIENT: GENERAL MOTORS CORPORATION
DRILLING METHOD: Direct Push Technology
LOCATION: MUNCIE, INDIANA
FIELD PERSONNEL: Joe Phillips

DEPTH ft BGS	STRATIGRAPHIC DESCRIPTION & REMARKS	DEPTH ft BGS	BACKFILL DETAILS	SAMPLE NUMBER	SAMPLE INTERVAL	SAMPLE REC (%)	SAMPLE 'N' VALUE	SAMPLE PID (ppm)
0	GRAVEL-fill							0
	CH-CLAY, firm, high plasticity, gray, moist	0.80		26				
	- iron staining, vertical fractures at 1.6ft BGS							0
2			BENTONITE					
4								0.2
	END OF BOREHOLE @ 5.0ft BGS	5.00						
6								
8								
10								
12								
14								
16								
18								

NOTES: MEASURING POINT ELEVATIONS MAY CHANGE; REFER TO CURRENT ELEVATION TABLE

CHEMICAL ANALYSIS (26)

OVERBURDEN LOG 17324-T06-AOI31-SC.GPJ CRA_CORP.GDT 4/26/11

STRATIGRAPHIC AND INSTRUMENTATION LOG (OVERBURDEN)

PROJECT NAME: FORMER GM MANUAL TRANSMISSIONS OF MUNCIE
BOREHOLE DESIGNATION: DD-1
PROJECT NUMBER: 17324
DATE COMPLETED: November 20, 2008
CLIENT: GENERAL MOTORS CORPORATION
DRILLING METHOD: Direct Push Technology
LOCATION: MUNCIE, INDIANA
FIELD PERSONNEL: Joe Phillips

DEPTH ft BGS	STRATIGRAPHIC DESCRIPTION & REMARKS	DEPTH ft BGS	BACKFILL DETAILS	SAMPLE NUMBER	SAMPLE INTERVAL	SAMPLE REC (%)	SAMPLE 'N' VALUE	SAMPLE PID (ppm)
	ASPHALT and fill							0
	CH-CLAY, firm, high plasticity, brown, moist	1.00		52				0
2			BENTONITE					
4								0
	END OF BOREHOLE @ 5.0ft BGS	5.00						
6								
8								
10								
12								
14								
16								
18								

NOTES: MEASURING POINT ELEVATIONS MAY CHANGE; REFER TO CURRENT ELEVATION TABLE

CHEMICAL ANALYSIS ( )

OVERBURDEN LOG 17324-T06-AOI31-SC.GPJ CRA_CORP.GDT 4/26/11

STRATIGRAPHIC AND INSTRUMENTATION LOG (OVERBURDEN)

PROJECT NAME: FORMER GM MANUAL TRANSMISSIONS OF MUNCIE
BOREHOLE DESIGNATION: DD-2
PROJECT NUMBER: 17324
DATE COMPLETED: November 20, 2008
CLIENT: GENERAL MOTORS CORPORATION
DRILLING METHOD: Direct Push Technology
LOCATION: MUNCIE, INDIANA
FIELD PERSONNEL: Joe Phillips

DEPTH ft BGS	STRATIGRAPHIC DESCRIPTION & REMARKS	DEPTH ft BGS	BACKFILL DETAILS	SAMPLE NUMBER	SAMPLE INTERVAL	SAMPLE REC (%)	SAMPLE 'N' VALUE	SAMPLE PID (ppm)
	ASPHALT and fill	0.50						0
	CH-CLAY, firm, high plasticity, brown, moist, trace fine gravel, trace coarse sand			52				0
2			BENTONITE					
4								0
	END OF BOREHOLE @ 5.0ft BGS	5.00						
6								
8								
10								
12								
14								
16								
18								

NOTES: MEASURING POINT ELEVATIONS MAY CHANGE; REFER TO CURRENT ELEVATION TABLE

CHEMICAL ANALYSIS ( )

OVERBURDEN LOG 17324-T06-AOI31-SC.GPJ CRA_CORP.GDT 4/26/11

STRATIGRAPHIC AND INSTRUMENTATION LOG (OVERBURDEN)

PROJECT NAME: FORMER GM MANUAL TRANSMISSIONS OF MUNCIE
BOREHOLE DESIGNATION: DD-3
PROJECT NUMBER: 17324
DATE COMPLETED: November 20, 2008
CLIENT: GENERAL MOTORS CORPORATION
DRILLING METHOD: Direct Push Technology
LOCATION: MUNCIE, INDIANA
FIELD PERSONNEL: Joe Phillips

DEPTH ft BGS	STRATIGRAPHIC DESCRIPTION & REMARKS	DEPTH ft BGS	BACKFILL DETAILS	SAMPLE NUMBER	SAMPLE INTERVAL	SAMPLE REC (%)	SAMPLE 'N' VALUE	SAMPLE PID (ppm)
0	ASPHALT and fill							0
	CH-CLAY, firm, high plasticity, dark brown, moist, iron staining, vertical fractures, trace medium coarse sand	1.20	BENTONITE	52				0
2								
4								0
	END OF BOREHOLE @ 5.0ft BGS	5.00						
6								
8								
10								
12								
14								
16								
18								

NOTES: MEASURING POINT ELEVATIONS MAY CHANGE; REFER TO CURRENT ELEVATION TABLE

CHEMICAL ANALYSIS (52)

OVERBURDEN LOG 17324-T06-AOI31-SC.GPJ CRA_CORP.GDT 4/26/11

STRATIGRAPHIC AND INSTRUMENTATION LOG
(OVERBURDEN)

PROJECT NAME: FORMER GM MANUAL TRANSMISSIONS OF MUNCIE
BOREHOLE DESIGNATION: DD-4

PROJECT NUMBER: 17324
DATE COMPLETED: November 20, 2008

CLIENT: GENERAL MOTORS CORPORATION
DRILLING METHOD: Direct Push Technology

LOCATION: MUNCIE, INDIANA
FIELD PERSONNEL: Joe Phillips

DEPTH ft BGS	STRATIGRAPHIC DESCRIPTION & REMARKS	DEPTH ft BGS	BACKFILL DETAILS	SAMPLE NUMBER	SAMPLE INTERVAL	SAMPLE REC (%)	SAMPLE 'N' VALUE	SAMPLE PID (ppm)
0	ASPHALT and fill			51				0
	CL-CLAY with silt, firm, low-medium plasticity, dark brown, moist, iron staining and vertical fractures	1.20		52				0
2	CH-CLAY, firm, high plasticity, brown, moist, iron staining, vertical fractures	2.10	BENTONITE					
4								0
	END OF BOREHOLE @ 5.0ft BGS	5.00						
6								
8								
10								
12								
14								
16								
18								

NOTES: MEASURING POINT ELEVATIONS MAY CHANGE; REFER TO CURRENT ELEVATION TABLE

CHEMICAL ANALYSIS (51)

OVERBURDEN LOG 17324-T06-AOI31-SC.GPJ CRA_CORP.GDT 4/26/11

STRATIGRAPHIC AND INSTRUMENTATION LOG (OVERBURDEN)

PROJECT NAME: FORMER GM MANUAL TRANSMISSIONS OF MUNCIE
BOREHOLE DESIGNATION: DD-5
PROJECT NUMBER: 17324
DATE COMPLETED: November 20, 2008
CLIENT: GENERAL MOTORS CORPORATION
DRILLING METHOD: Direct Push Technology
LOCATION: MUNCIE, INDIANA
FIELD PERSONNEL: Joe Phillips

DEPTH ft BGS	STRATIGRAPHIC DESCRIPTION & REMARKS	DEPTH ft BGS	BACKFILL DETAILS	SAMPLE NUMBER	SAMPLE INTERVAL	SAMPLE REC (%)	SAMPLE 'N' VALUE	SAMPLE PID (ppm)
	ASPHALT and fill							0
	CH-CLAY, firm, high plasticity, brown, moist	0.70		54				0
2			BENTONITE					
4								0
	END OF BOREHOLE @ 5.0ft BGS	5.00						
6								
8								
10								
12								
14								
16								
18								

NOTES: MEASURING POINT ELEVATIONS MAY CHANGE; REFER TO CURRENT ELEVATION TABLE

CHEMICAL ANALYSIS (54)

OVERBURDEN LOG 17324-T06-AOI31-SC.GPJ CRA_CORP.GDT 4/26/11

STRATIGRAPHIC AND INSTRUMENTATION LOG (OVERBURDEN)

PROJECT NAME: FORMER GM MANUAL TRANSMISSIONS OF MUNCIE
BOREHOLE DESIGNATION: E-1
PROJECT NUMBER: 17324
DATE COMPLETED: November 18, 2008
CLIENT: GENERAL MOTORS CORPORATION
DRILLING METHOD: Direct Push Technology
LOCATION: MUNCIE, INDIANA
FIELD PERSONNEL: Joe Phillips

DEPTH ft BGS	STRATIGRAPHIC DESCRIPTION & REMARKS	DEPTH ft BGS	BACKFILL DETAILS	SAMPLE NUMBER	SAMPLE INTERVAL	SAMPLE REC (%)	SAMPLE 'N' VALUE	SAMPLE PID (ppm)
	ASPHALT and fill	0.40						0
	SM- SILTY SAND, compact, no plasticity, black, medium-coarse, moist	0.60		22				
	CH-CLAY, firm, high plasticity, gray, moist iron staining, trace vertical fractures		BENTONITE					0.1
2								
4								0
	END OF BOREHOLE @ 5.0ft BGS	5.00						
6								
8								
10								
12								
14								
16								
18								

NOTES: MEASURING POINT ELEVATIONS MAY CHANGE; REFER TO CURRENT ELEVATION TABLE

CHEMICAL ANALYSIS (22)

OVERBURDEN LOG 17324-T06-AOI31-SC.GPJ CRA_CORP.GDT 4/26/11

STRATIGRAPHIC AND INSTRUMENTATION LOG (OVERBURDEN)

PROJECT NAME: FORMER GM MANUAL TRANSMISSIONS OF MUNCIE
BOREHOLE DESIGNATION: E-2
PROJECT NUMBER: 17324
DATE COMPLETED: November 18, 2008
CLIENT: GENERAL MOTORS CORPORATION
DRILLING METHOD: Direct Push Technology
LOCATION: MUNCIE, INDIANA
FIELD PERSONNEL: Joe Phillips

DEPTH ft BGS	STRATIGRAPHIC DESCRIPTION & REMARKS	DEPTH ft BGS	BACKFILL DETAILS	SAMPLE NUMBER	SAMPLE INTERVAL	SAMPLE REC (%)	SAMPLE 'N' VALUE	SAMPLE PID (ppm)
0	ASPHALT and fill	0.60						0
	CH-CLAY, firm, high plasticity, gray, moist, iron staining			24				0.2
2	- vertical fractures at 1.9ft BGS		BENTONITE					
4								0.5
	END OF BOREHOLE @ 5.0ft BGS	5.00						
6								
8								
10								
12								
14								
16								
18								

NOTES: MEASURING POINT ELEVATIONS MAY CHANGE; REFER TO CURRENT ELEVATION TABLE

CHEMICAL ANALYSIS (24)

OVERBURDEN LOG 17324-T06-AOI31-SC.GPJ CRA_CORP.GDT 4/26/11

STRATIGRAPHIC AND INSTRUMENTATION LOG (OVERBURDEN)

PROJECT NAME: FORMER GM MANUAL TRANSMISSIONS OF MUNCIE
BOREHOLE DESIGNATION: E-3
PROJECT NUMBER: 17324
DATE COMPLETED: November 18, 2008
CLIENT: GENERAL MOTORS CORPORATION
DRILLING METHOD: Direct Push Technology
LOCATION: MUNCIE, INDIANA
FIELD PERSONNEL: Joe Phillips

DEPTH ft BGS	STRATIGRAPHIC DESCRIPTION & REMARKS	DEPTH ft BGS	BACKFILL DETAILS	SAMPLE NUMBER	SAMPLE INTERVAL	SAMPLE REC (%)	SAMPLE 'N' VALUE	SAMPLE PID (ppm)
	ASPHALT and fill			25				0.2
	CH-CLAY, firm, high plasticity, dark brown, moist, trace roots	1.10		26				0.7
2	- brown, with iron staining, vertical fractures at 1.9ft BGS		BENTONITE					
4								0
	END OF BOREHOLE @ 5.0ft BGS	5.00						
6								
8								
10								
12								
14								
16								
18								

NOTES: MEASURING POINT ELEVATIONS MAY CHANGE; REFER TO CURRENT ELEVATION TABLE

CHEMICAL ANALYSIS ( )

OVERBURDEN LOG 17324-T06-AOI31-SC.GPJ CRA_CORP.GDT 4/26/11

STRATIGRAPHIC AND INSTRUMENTATION LOG (OVERBURDEN)

PROJECT NAME: FORMER GM MANUAL TRANSMISSIONS OF MUNCIE
BOREHOLE DESIGNATION: EE-1
PROJECT NUMBER: 17324
DATE COMPLETED: November 19, 2008
CLIENT: GENERAL MOTORS CORPORATION
DRILLING METHOD: Direct Push Technology
LOCATION: MUNCIE, INDIANA
FIELD PERSONNEL: Joe Phillips

DEPTH ft BGS	STRATIGRAPHIC DESCRIPTION & REMARKS	DEPTH ft BGS	BACKFILL DETAILS	SAMPLE NUMBER	SAMPLE INTERVAL	SAMPLE REC (%)	SAMPLE 'N' VALUE	SAMPLE PID (ppm)
	ASPHALT and fill							0
	CH CLAY, firm, high plasticity, brown, moist, trace fine gravel and coarse sand	0.70		48				0
2			BENTONITE					
4								0
	END OF BOREHOLE @ 5.0ft BGS	5.00						
6								
8								
10								
12								
14								
16								
18								

NOTES: MEASURING POINT ELEVATIONS MAY CHANGE; REFER TO CURRENT ELEVATION TABLE

CHEMICAL ANALYSIS (48)

OVERBURDEN LOG 17324-T06-AOI31-SC.GPJ CRA_CORP.GDT 4/26/11

STRATIGRAPHIC AND INSTRUMENTATION LOG (OVERBURDEN)

PROJECT NAME: FORMER GM MANUAL TRANSMISSIONS OF MUNCIE
BOREHOLE DESIGNATION: EE-2
PROJECT NUMBER: 17324
DATE COMPLETED: November 19, 2008
CLIENT: GENERAL MOTORS CORPORATION
DRILLING METHOD: Direct Push Technology
LOCATION: MUNCIE, INDIANA
FIELD PERSONNEL: Joe Phillips

DEPTH ft BGS	STRATIGRAPHIC DESCRIPTION & REMARKS	DEPTH ft BGS	BACKFILL DETAILS	SAMPLE NUMBER	SAMPLE INTERVAL	SAMPLE REC (%)	SAMPLE 'N' VALUE	SAMPLE PID (ppm)
0	ASPHALT and fill			47				0
	CH-CLAY, firm, high plasticity, brown, moist, trace fine gravel and coarse sand	0.90		48				0
2			BENTONITE					
4								0
	END OF BOREHOLE @ 5.0ft BGS	5.00						
6								
8								
10								
12								
14								
16								
18								

NOTES: MEASURING POINT ELEVATIONS MAY CHANGE; REFER TO CURRENT ELEVATION TABLE

CHEMICAL ANALYSIS (47)

OVERBURDEN LOG 17324-T06-AOI31-SC.GPJ CRA_CORP.GDT 4/26/11

STRATIGRAPHIC AND INSTRUMENTATION LOG (OVERBURDEN)

PROJECT NAME: FORMER GM MANUAL TRANSMISSIONS OF MUNCIE
BOREHOLE DESIGNATION: EE-3
PROJECT NUMBER: 17324
DATE COMPLETED: November 19, 2008
CLIENT: GENERAL MOTORS CORPORATION
DRILLING METHOD: Direct Push Technology
LOCATION: MUNCIE, INDIANA
FIELD PERSONNEL: Joe Phillips

DEPTH ft BGS	STRATIGRAPHIC DESCRIPTION & REMARKS	DEPTH ft BGS	BACKFILL DETAILS	SAMPLE NUMBER	SAMPLE INTERVAL	SAMPLE REC (%)	SAMPLE 'N' VALUE	SAMPLE PID (ppm)
0	ASPHALT and fill							0
	CL-CLAY with silt, low to medium plasticity, dark brown, moist, iron staining	0.90		50				0
2	- high plasticity, brown at 1.9ft BGS		BENTONITE					
4								0
	END OF BOREHOLE @ 5.0ft BGS	5.00						
6								
8								
10								
12								
14								
16								
18								

NOTES: MEASURING POINT ELEVATIONS MAY CHANGE; REFER TO CURRENT ELEVATION TABLE

CHEMICAL ANALYSIS (50)

OVERBURDEN LOG 17324-T06-AOI31-SC.GPJ CRA_CORP.GDT 4/26/11

STRATIGRAPHIC AND INSTRUMENTATION LOG
(OVERBURDEN)

PROJECT NAME: FORMER GM MANUAL TRANSMISSIONS OF MUNCIE
BOREHOLE DESIGNATION: EE-4

PROJECT NUMBER: 17324
DATE COMPLETED: November 19, 2008

CLIENT: GENERAL MOTORS CORPORATION
DRILLING METHOD: Direct Push Technology

LOCATION: MUNCIE, INDIANA
FIELD PERSONNEL: Joe Phillips

DEPTH ft BGS	STRATIGRAPHIC DESCRIPTION & REMARKS	DEPTH ft BGS	BACKFILL DETAILS	SAMPLE NUMBER	SAMPLE INTERVAL	SAMPLE REC (%)	SAMPLE 'N' VALUE	SAMPLE PID (ppm)
0	ASPHALT and fill							0
	CH-CLAY, firm, high plasticity, brown, moist, trace fine gravel and coarse sand	0.90		50				0
2			BENTONITE					
4								0
	END OF BOREHOLE @ 5.0ft BGS	5.00						
6								
8								
10								
12								
14								
16								
18								

NOTES: MEASURING POINT ELEVATIONS MAY CHANGE; REFER TO CURRENT ELEVATION TABLE

CHEMICAL ANALYSIS

OVERBURDEN LOG 17324-T06-AOI31-SC.GPJ CRA_CORP.GDT 4/26/11

STRATIGRAPHIC AND INSTRUMENTATION LOG (OVERBURDEN)

PROJECT NAME: FORMER GM MANUAL TRANSMISSIONS OF MUNCIE
BOREHOLE DESIGNATION: EE-5

PROJECT NUMBER: 17324
DATE COMPLETED: November 19, 2008

CLIENT: GENERAL MOTORS CORPORATION
DRILLING METHOD: Direct Push Technology

LOCATION: MUNCIE, INDIANA
FIELD PERSONNEL: Joe Phillips

DEPTH ft BGS	STRATIGRAPHIC DESCRIPTION & REMARKS	DEPTH ft BGS	BACKFILL DETAILS	SAMPLE NUMBER	SAMPLE INTERVAL	SAMPLE REC (%)	SAMPLE 'N' VALUE	SAMPLE PID (ppm)
	ASPHALT and fill							0
	CL-CLAY, slightly firm, low to medium plasticity, dark brown, moist, iron staining	0.90 1.20		50				0
2	CH-CLAY, firm, high plasticity, brown, moist, trace fine gravel and coarse sand		BENTONITE					
4								0
	END OF BOREHOLE @ 5.0ft BGS	5.00						
6								
8								
10								
12								
14								
16								
18								

NOTES: MEASURING POINT ELEVATIONS MAY CHANGE; REFER TO CURRENT ELEVATION TABLE

CHEMICAL ANALYSIS (50)

OVERBURDEN LOG 17324-T06-AOI31-SC.GPJ CRA_CORP.GDT 4/26/11

STRATIGRAPHIC AND INSTRUMENTATION LOG (OVERBURDEN)

PROJECT NAME: FORMER GM MANUAL TRANSMISSIONS OF MUNCIE
BOREHOLE DESIGNATION: EE-6
PROJECT NUMBER: 17324
DATE COMPLETED: November 19, 2008
CLIENT: GENERAL MOTORS CORPORATION
DRILLING METHOD: Direct Push Technology
LOCATION: MUNCIE, INDIANA
FIELD PERSONNEL: Joe Phillips

DEPTH ft BGS	STRATIGRAPHIC DESCRIPTION & REMARKS	DEPTH ft BGS	BACKFILL DETAILS	SAMPLE NUMBER	SAMPLE INTERVAL	SAMPLE REC (%)	SAMPLE 'N' VALUE	SAMPLE PID (ppm)
0	ASPHALT and fill			49				0
	CH-CLAY, firm, high plasticity, brown, moist, trace coarse sand	1.20		50				0
2			BENTONITE					
	- seam gravel and sand 0.3' at 3.2ft BGS							0
4								
	END OF BOREHOLE @ 5.0ft BGS	5.00						
6								
8								
10								
12								
14								
16								
18								

NOTES: MEASURING POINT ELEVATIONS MAY CHANGE; REFER TO CURRENT ELEVATION TABLE

CHEMICAL ANALYSIS (49, 50)

OVERBURDEN LOG 17324-T06-AOI31-SC.GPJ CRA_CORP.GDT 4/26/11

STRATIGRAPHIC AND INSTRUMENTATION LOG (OVERBURDEN)

PROJECT NAME: FORMER GM MANUAL TRANSMISSIONS OF MUNCIE
BOREHOLE DESIGNATION: F-1
PROJECT NUMBER: 17324
DATE COMPLETED: November 18, 2008
CLIENT: GENERAL MOTORS CORPORATION
DRILLING METHOD: Direct Push Technology
LOCATION: MUNCIE, INDIANA
FIELD PERSONNEL: Joe Phillips

DEPTH ft BGS	STRATIGRAPHIC DESCRIPTION & REMARKS	DEPTH ft BGS	BACKFILL DETAILS	SAMPLE NUMBER	SAMPLE INTERVAL	SAMPLE REC (%)	SAMPLE 'N' VALUE	SAMPLE PID (ppm)
	ASPHALT and fill	0.50		21				0
	CH-CLAY, firm, high plasticity, gray, moist, iron staining, vertical fractures			22				2.1
2			BENTONITE					
4								2.1
	END OF BOREHOLE @ 5.0ft BGS	5.00						
6								
8								
10								
12								
14								
16								
18								

NOTES: MEASURING POINT ELEVATIONS MAY CHANGE; REFER TO CURRENT ELEVATION TABLE

CHEMICAL ANALYSIS ( )

OVERBURDEN LOG 17324-T06-AOI31-SC.GPJ CRA_CORP.GDT 4/26/11

STRATIGRAPHIC AND INSTRUMENTATION LOG
(OVERBURDEN)

PROJECT NAME: FORMER GM MANUAL TRANSMISSIONS OF MUNCIE
BOREHOLE DESIGNATION: F-2
PROJECT NUMBER: 17324
DATE COMPLETED: November 18, 2008
CLIENT: GENERAL MOTORS CORPORATION
DRILLING METHOD: Direct Push Technology
LOCATION: MUNCIE, INDIANA
FIELD PERSONNEL: Joe Phillips

DEPTH ft BGS	STRATIGRAPHIC DESCRIPTION & REMARKS	DEPTH ft BGS	BACKFILL DETAILS	SAMPLE NUMBER	SAMPLE INTERVAL	SAMPLE REC (%)	SAMPLE 'N' VALUE	SAMPLE PID (ppm)
	ASPHALT and fill							0.1
	CH-CLAY, firm, high plasticity, gray	0.80		24				0.2
2	- iron staining at 2.4ft BGS		BENTONITE					
4								0
	END OF BOREHOLE @ 5.0ft BGS	5.00						
6								
8								
10								
12								
14								
16								
18								

NOTES: MEASURING POINT ELEVATIONS MAY CHANGE; REFER TO CURRENT ELEVATION TABLE

CHEMICAL ANALYSIS (24)

OVERBURDEN LOG 17324-T06-AOI31-SC.GPJ CRA_CORP.GDT 4/26/11

STRATIGRAPHIC AND INSTRUMENTATION LOG (OVERBURDEN)

PROJECT NAME: FORMER GM MANUAL TRANSMISSIONS OF MUNCIE
BOREHOLE DESIGNATION: F-3
PROJECT NUMBER: 17324
DATE COMPLETED: November 18, 2008
CLIENT: GENERAL MOTORS CORPORATION
DRILLING METHOD: Direct Push Technology
LOCATION: MUNCIE, INDIANA
FIELD PERSONNEL: Joe Phillips

DEPTH ft BGS	STRATIGRAPHIC DESCRIPTION & REMARKS	DEPTH ft BGS	BACKFILL DETAILS	SAMPLE NUMBER	SAMPLE INTERVAL	SAMPLE REC (%)	SAMPLE 'N' VALUE	SAMPLE PID (ppm)
0	CH-CLAY, firm, high plasticity, brown, moist, with coarse sand and fine gravel							0
	- gray, without sand and gravel at 1.2ft BGS			26				0.2
2	- wood at 1.8ft BGS		BENTONITE					0.1
4								
	END OF BOREHOLE @ 5.0ft BGS	5.00						
6								
8								
10								
12								
14								
16								
18								

NOTES: MEASURING POINT ELEVATIONS MAY CHANGE; REFER TO CURRENT ELEVATION TABLE

CHEMICAL ANALYSIS (26)

OVERBURDEN LOG 17324-T06-AOI31-SC.GPJ CRA_CORP.GDT 4/26/11

STRATIGRAPHIC AND INSTRUMENTATION LOG (OVERBURDEN)

PROJECT NAME: FORMER GM MANUAL TRANSMISSIONS OF MUNCIE
BOREHOLE DESIGNATION: FF-1

PROJECT NUMBER: 17324
DATE COMPLETED: November 19, 2008

CLIENT: GENERAL MOTORS CORPORATION
DRILLING METHOD: Direct Push Technology

LOCATION: MUNCIE, INDIANA
FIELD PERSONNEL: Joe Phillips

DEPTH ft BGS	STRATIGRAPHIC DESCRIPTION & REMARKS	DEPTH ft BGS	BACKFILL DETAILS	SAMPLE NUMBER	SAMPLE INTERVAL	SAMPLE REC (%)	SAMPLE 'N' VALUE	SAMPLE PID (ppm)
	ASPHALT and fill	0.50						0
	CH-CLAY, firm, high plasticity, brown, moist, trace coarse gravel			48				0
2			BENTONITE					
4								0
	END OF BOREHOLE @ 5.0ft BGS	5.00						
6								
8								
10								
12								
14								
16								
18								

NOTES: MEASURING POINT ELEVATIONS MAY CHANGE; REFER TO CURRENT ELEVATION TABLE

CHEMICAL ANALYSIS (48)

OVERBURDEN LOG 17324-T06-AOI31-SC.GPJ CRA_CORP.GDT 4/26/11

STRATIGRAPHIC AND INSTRUMENTATION LOG (OVERBURDEN)

PROJECT NAME: FORMER GM MANUAL TRANSMISSIONS OF MUNCIE
BOREHOLE DESIGNATION: FF-2
PROJECT NUMBER: 17324
DATE COMPLETED: November 19, 2008
CLIENT: GENERAL MOTORS CORPORATION
DRILLING METHOD: Direct Push Technology
LOCATION: MUNCIE, INDIANA
FIELD PERSONNEL: Joe Phillips

DEPTH ft BGS	STRATIGRAPHIC DESCRIPTION & REMARKS	DEPTH ft BGS	BACKFILL DETAILS	SAMPLE NUMBER	SAMPLE INTERVAL	SAMPLE REC (%)	SAMPLE 'N' VALUE	SAMPLE PID (ppm)
0	ASPHALT and fill							0
	CH-CLAY, slightly firm, high plasticity, brown, moist, trace coarse gravel	0.90		48				0.1
2			BENTONITE					
4								0.1
	END OF BOREHOLE @ 5.0ft BGS	5.00						
6								
8								
10								
12								
14								
16								
18								

NOTES: MEASURING POINT ELEVATIONS MAY CHANGE; REFER TO CURRENT ELEVATION TABLE

CHEMICAL ANALYSIS (48)

OVERBURDEN LOG 17324-T06-AOI31-SC.GPJ CRA_CORP.GDT 4/26/11

STRATIGRAPHIC AND INSTRUMENTATION LOG (OVERBURDEN)

PROJECT NAME: FORMER GM MANUAL TRANSMISSIONS OF MUNCIE
BOREHOLE DESIGNATION: FF-3
PROJECT NUMBER: 17324
DATE COMPLETED: November 19, 2008
CLIENT: GENERAL MOTORS CORPORATION
DRILLING METHOD: Direct Push Technology
LOCATION: MUNCIE, INDIANA
FIELD PERSONNEL: Joe Phillips

DEPTH ft BGS	STRATIGRAPHIC DESCRIPTION & REMARKS	DEPTH ft BGS	BACKFILL DETAILS	SAMPLE NUMBER	SAMPLE INTERVAL	SAMPLE REC (%)	SAMPLE 'N' VALUE	SAMPLE PID (ppm)
	ASPHALT and fill							0
	CH-CLAY, firm, high plasticity, brown, moist, trace coarse sand	1.00		46				0
2			BENTONITE					
4								0
	END OF BOREHOLE @ 5.0ft BGS	5.00						
6								
8								
10								
12								
14								
16								
18								

NOTES: MEASURING POINT ELEVATIONS MAY CHANGE; REFER TO CURRENT ELEVATION TABLE

CHEMICAL ANALYSIS (46)

OVERBURDEN LOG 17324-T06-AOI31-SC.GPJ CRA_CORP.GDT 4/26/11

STRATIGRAPHIC AND INSTRUMENTATION LOG
(OVERBURDEN)

PROJECT NAME: FORMER GM MANUAL TRANSMISSIONS OF MUNCIE
BOREHOLE DESIGNATION: FF-4

PROJECT NUMBER: 17324
DATE COMPLETED: November 19, 2008

CLIENT: GENERAL MOTORS CORPORATION
DRILLING METHOD: Direct Push Technology

LOCATION: MUNCIE, INDIANA
FIELD PERSONNEL: Joe Phillips

DEPTH ft BGS	STRATIGRAPHIC DESCRIPTION & REMARKS	DEPTH ft BGS	BACKFILL DETAILS	SAMPLE NUMBER	SAMPLE INTERVAL	SAMPLE REC (%)	SAMPLE 'N' VALUE	SAMPLE PID (ppm)
0	ASPHALT and fill							0
	CH-CLAY, firm, high plasticity, brown, moist with iron staining	0.90		46				0.1
2			BENTONITE					
4								0
	END OF BOREHOLE @ 5.0ft BGS	5.00						
6								
8								
10								
12								
14								
16								
18								

NOTES: MEASURING POINT ELEVATIONS MAY CHANGE; REFER TO CURRENT ELEVATION TABLE

CHEMICAL ANALYSIS (46)

OVERBURDEN LOG 17324-T06-AOI31-SC.GPJ CRA_CORP.GDT 4/26/11

STRATIGRAPHIC AND INSTRUMENTATION LOG (OVERBURDEN)

PROJECT NAME: FORMER GM MANUAL TRANSMISSIONS OF MUNCIE
BOREHOLE DESIGNATION: FF-5
PROJECT NUMBER: 17324
DATE COMPLETED: November 19, 2008
CLIENT: GENERAL MOTORS CORPORATION
DRILLING METHOD: Direct Push Technology
LOCATION: MUNCIE, INDIANA
FIELD PERSONNEL: Joe Phillips

DEPTH ft BGS	STRATIGRAPHIC DESCRIPTION & REMARKS	DEPTH ft BGS	BACKFILL DETAILS	SAMPLE NUMBER	SAMPLE INTERVAL	SAMPLE REC (%)	SAMPLE 'N' VALUE	SAMPLE PID (ppm)
0	ASPHALT and fill							0
	CH-CLAY, firm, high plasticity, brown, moist	1.30	BENTONITE	46				0
2								
4								0.1
	END OF BOREHOLE @ 5.0ft BGS	5.00						
6								
8								
10								
12								
14								
16								
18								

NOTES: MEASURING POINT ELEVATIONS MAY CHANGE; REFER TO CURRENT ELEVATION TABLE

CHEMICAL ANALYSIS ( )

OVERBURDEN LOG 17324-T06-AOI31-SC.GPJ CRA_CORP.GDT 4/26/11

STRATIGRAPHIC AND INSTRUMENTATION LOG (OVERBURDEN)

PROJECT NAME: FORMER GM MANUAL TRANSMISSIONS OF MUNCIE
BOREHOLE DESIGNATION: FF-6
PROJECT NUMBER: 17324
DATE COMPLETED: November 19, 2008
CLIENT: GENERAL MOTORS CORPORATION
DRILLING METHOD: Direct Push Technology
LOCATION: MUNCIE, INDIANA
FIELD PERSONNEL: Joe Phillips

DEPTH ft BGS	STRATIGRAPHIC DESCRIPTION & REMARKS	DEPTH ft BGS	BACKFILL DETAILS	SAMPLE NUMBER	SAMPLE INTERVAL	SAMPLE REC (%)	SAMPLE 'N' VALUE	SAMPLE PID (ppm)
	ASPHALT and fill							0
	CH-CLAY, firm, high plasticity, brown, moist	0.90		46				0
2			BENTONITE					
4								0
	END OF BOREHOLE @ 5.0ft BGS	5.00						
6								
8								
10								
12								
14								
16								
18								

NOTES: MEASURING POINT ELEVATIONS MAY CHANGE; REFER TO CURRENT ELEVATION TABLE

CHEMICAL ANALYSIS (46)

OVERBURDEN LOG 17324-T06-AOI31-SC.GPJ CRA_CORP.GDT 4/26/11

STRATIGRAPHIC AND INSTRUMENTATION LOG
(OVERBURDEN)

PROJECT NAME: FORMER GM MANUAL TRANSMISSIONS OF MUNCIE
BOREHOLE DESIGNATION: G-1

PROJECT NUMBER: 17324
DATE COMPLETED: November 18, 2008

CLIENT: GENERAL MOTORS CORPORATION
DRILLING METHOD: Direct Push Technology

LOCATION: MUNCIE, INDIANA
FIELD PERSONNEL: Joe Phillips

DEPTH ft BGS	STRATIGRAPHIC DESCRIPTION & REMARKS	DEPTH ft BGS	BACKFILL DETAILS	SAMPLE NUMBER	SAMPLE INTERVAL	SAMPLE REC (%)	SAMPLE 'N' VALUE	SAMPLE PID (ppm)
0	ASPHALT and fill							0
	CH-CLAY, firm, high plasticity, brown, moist, with iron staining	0.80		15/16				0
2			BENTONITE					
4								0.2
	END OF BOREHOLE @ 5.0ft BGS	5.00						
6								
8								
10								
12								
14								
16								
18								

NOTES: MEASURING POINT ELEVATIONS MAY CHANGE; REFER TO CURRENT ELEVATION TABLE

CHEMICAL ANALYSIS (15/16)

OVERBURDEN LOG 17324-T06-AOI31-SC.GPJ CRA_CORP.GDT 4/26/11

STRATIGRAPHIC AND INSTRUMENTATION LOG (OVERBURDEN)

PROJECT NAME: FORMER GM MANUAL TRANSMISSIONS OF MUNCIE
BOREHOLE DESIGNATION: G-2
PROJECT NUMBER: 17324
DATE COMPLETED: November 18, 2008
CLIENT: GENERAL MOTORS CORPORATION
DRILLING METHOD: Direct Push Technology
LOCATION: MUNCIE, INDIANA
FIELD PERSONNEL: Joe Phillips

DEPTH ft BGS	STRATIGRAPHIC DESCRIPTION & REMARKS	DEPTH ft BGS	BACKFILL DETAILS	SAMPLE NUMBER	SAMPLE INTERVAL	SAMPLE REC (%)	SAMPLE 'N' VALUE	SAMPLE PID (ppm)
0	ASPHALT and fill			17				0
	CH-CLAY, firm, high plasticity, brown, moist, trace iron staining	0.90		18				0
2			BENTONITE					
4								0
	END OF BOREHOLE @ 5.0ft BGS	5.00						
6								
8								
10								
12								
14								
16								
18								

NOTES: MEASURING POINT ELEVATIONS MAY CHANGE; REFER TO CURRENT ELEVATION TABLE

CHEMICAL ANALYSIS (17)

OVERBURDEN LOG 17324-T06-AOI31-SC.GPJ CRA_CORP.GDT 4/26/11

STRATIGRAPHIC AND INSTRUMENTATION LOG (OVERBURDEN)

PROJECT NAME: FORMER GM MANUAL TRANSMISSIONS OF MUNCIE
BOREHOLE DESIGNATION: G-3
PROJECT NUMBER: 17324
DATE COMPLETED: November 18, 2008
CLIENT: GENERAL MOTORS CORPORATION
DRILLING METHOD: Direct Push Technology
LOCATION: MUNCIE, INDIANA
FIELD PERSONNEL: Joe Phillips

DEPTH ft BGS	STRATIGRAPHIC DESCRIPTION & REMARKS	DEPTH ft BGS	BACKFILL DETAILS	SAMPLE NUMBER	SAMPLE INTERVAL	SAMPLE REC (%)	SAMPLE 'N' VALUE	SAMPLE PID (ppm)
0	ASPHALT and fill			19				0
	CH-CLAY, firm, high plasticity, brown, moist, iron staining, vertical fractures	1.00		20				0
2			BENTONITE					
4								0
	END OF BOREHOLE @ 5.0ft BGS	5.00						
6								
8								
10								
12								
14								
16								
18								

NOTES: MEASURING POINT ELEVATIONS MAY CHANGE; REFER TO CURRENT ELEVATION TABLE

CHEMICAL ANALYSIS (20)

OVERBURDEN LOG 17324-T06-AOI31-SC.GPJ CRA_CORP.GDT 4/26/11

STRATIGRAPHIC AND INSTRUMENTATION LOG (OVERBURDEN)

PROJECT NAME: FORMER GM MANUAL TRANSMISSIONS OF MUNCIE
BOREHOLE DESIGNATION: GG-1
PROJECT NUMBER: 17324
DATE COMPLETED: November 19, 2008
CLIENT: GENERAL MOTORS CORPORATION
DRILLING METHOD: Direct Push Technology
LOCATION: MUNCIE, INDIANA
FIELD PERSONNEL: Joe Phillips

DEPTH ft BGS	STRATIGRAPHIC DESCRIPTION & REMARKS	DEPTH ft BGS	BACKFILL DETAILS	SAMPLE NUMBER	SAMPLE INTERVAL	SAMPLE REC (%)	SAMPLE 'N' VALUE	SAMPLE PID (ppm)
0	ASPHALT and fill	0.70						0
	CH-CLAY, firm, high plasticity, brown, moist, trace fine gravel and coarse sand			42				0
2			BENTONITE					
4								0.1
	END OF BOREHOLE @ 5.0ft BGS	5.00						
6								
8								
10								
12								
14								
16								
18								

NOTES: MEASURING POINT ELEVATIONS MAY CHANGE; REFER TO CURRENT ELEVATION TABLE

CHEMICAL ANALYSIS (42)

OVERBURDEN LOG 17324-T06-AOI31-SC.GPJ CRA_CORP.GDT 4/26/11

STRATIGRAPHIC AND INSTRUMENTATION LOG (OVERBURDEN)

PROJECT NAME: FORMER GM MANUAL TRANSMISSIONS OF MUNCIE
BOREHOLE DESIGNATION: GG-2
PROJECT NUMBER: 17324
DATE COMPLETED: November 19, 2008
CLIENT: GENERAL MOTORS CORPORATION
DRILLING METHOD: Direct Push Technology
LOCATION: MUNCIE, INDIANA
FIELD PERSONNEL: Joe Phillips

DEPTH ft BGS	STRATIGRAPHIC DESCRIPTION & REMARKS	DEPTH ft BGS	BACKFILL DETAILS	SAMPLE NUMBER	SAMPLE INTERVAL	SAMPLE REC (%)	SAMPLE 'N' VALUE	SAMPLE PID (ppm)
	ASPHALT and fill	0.50						0
	CH-CLAY, firm, high plasticity, brown, moist			42				0
2			BENTONITE					
4								0
	END OF BOREHOLE @ 5.0ft BGS	5.00						
6								
8								
10								
12								
14								
16								
18								

NOTES: MEASURING POINT ELEVATIONS MAY CHANGE; REFER TO CURRENT ELEVATION TABLE

CHEMICAL ANALYSIS (42)

OVERBURDEN LOG 17324-T06-AOI31-SC.GPJ CRA_CORP.GDT 4/26/11

STRATIGRAPHIC AND INSTRUMENTATION LOG (OVERBURDEN)

PROJECT NAME: FORMER GM MANUAL TRANSMISSIONS OF MUNCIE
BOREHOLE DESIGNATION: GG-3
PROJECT NUMBER: 17324
DATE COMPLETED: November 19, 2008
CLIENT: GENERAL MOTORS CORPORATION
DRILLING METHOD: Direct Push Technology
LOCATION: MUNCIE, INDIANA
FIELD PERSONNEL: Joe Phillips

DEPTH ft BGS	STRATIGRAPHIC DESCRIPTION & REMARKS	DEPTH ft BGS	BACKFILL DETAILS	SAMPLE NUMBER	SAMPLE INTERVAL	SAMPLE REC (%)	SAMPLE 'N' VALUE	SAMPLE PID (ppm)
	ASPHALT and fill							0
	CH-CLAY, firm, high plasticity, brown, moist, trace fine gravel and coarse sand	0.80		44				0
2			BENTONITE					
4								0
	END OF BOREHOLE @ 5.0ft BGS	5.00						
6								
8								
10								
12								
14								
16								
18								

NOTES: MEASURING POINT ELEVATIONS MAY CHANGE; REFER TO CURRENT ELEVATION TABLE

CHEMICAL ANALYSIS (44)

OVERBURDEN LOG 17324-T06-AOI31-SC.GPJ CRA_CORP.GDT 4/26/11

STRATIGRAPHIC AND INSTRUMENTATION LOG
(OVERBURDEN)

PROJECT NAME: FORMER GM MANUAL TRANSMISSIONS OF MUNCIE
BOREHOLE DESIGNATION: GG-4

PROJECT NUMBER: 17324
DATE COMPLETED: November 19, 2008

CLIENT: GENERAL MOTORS CORPORATION
DRILLING METHOD: Direct Push Technology

LOCATION: MUNCIE, INDIANA
FIELD PERSONNEL: Joe Phillips

DEPTH ft BGS	STRATIGRAPHIC DESCRIPTION & REMARKS	DEPTH ft BGS	BACKFILL DETAILS	SAMPLE NUMBER	SAMPLE INTERVAL	SAMPLE REC (%)	SAMPLE 'N' VALUE	SAMPLE PID (ppm)
	ASPHALT and fill							0
	CH-CLAY, firm, high plasticity, brown, moist, trace fine gravel and coarse sand	0.90		44				0
2			BENTONITE					
4								0
	END OF BOREHOLE @ 5.0ft BGS	5.00						
6								
8								
10								
12								
14								
16								
18								

NOTES: MEASURING POINT ELEVATIONS MAY CHANGE; REFER TO CURRENT ELEVATION TABLE

CHEMICAL ANALYSIS (44)

OVERBURDEN LOG 17324-T06-AOI31-SC.GPJ CRA_CORP.GDT 4/26/11

STRATIGRAPHIC AND INSTRUMENTATION LOG
(OVERBURDEN)

PROJECT NAME: FORMER GM MANUAL TRANSMISSIONS OF MUNCIE
BOREHOLE DESIGNATION: GG-5

PROJECT NUMBER: 17324
DATE COMPLETED: November 19, 2008

CLIENT: GENERAL MOTORS CORPORATION
DRILLING METHOD: Direct Push Technology

LOCATION: MUNCIE, INDIANA
FIELD PERSONNEL: Joe Phillips

DEPTH ft BGS	STRATIGRAPHIC DESCRIPTION & REMARKS	DEPTH ft BGS	BACKFILL DETAILS	SAMPLE NUMBER	SAMPLE INTERVAL	SAMPLE REC (%)	SAMPLE 'N' VALUE	SAMPLE PID (ppm)
	ASPHALT and fill	0.60						0
	CH-CLAY, firm, high plasticity, brown, trace coarse sand			44				0
2			BENTONITE					0
4								
	END OF BOREHOLE @ 5.0ft BGS	5.00						
6								
8								
10								
12								
14								
16								
18								

NOTES: MEASURING POINT ELEVATIONS MAY CHANGE; REFER TO CURRENT ELEVATION TABLE

CHEMICAL ANALYSIS (44)

OVERBURDEN LOG 17324-T06-AOI31-SC.GPJ CRA_CORP.GDT 4/26/11

STRATIGRAPHIC AND INSTRUMENTATION LOG (OVERBURDEN)

PROJECT NAME: FORMER GM MANUAL TRANSMISSIONS OF MUNCIE
BOREHOLE DESIGNATION: GG-6

PROJECT NUMBER: 17324
DATE COMPLETED: November 19, 2008

CLIENT: GENERAL MOTORS CORPORATION
DRILLING METHOD: Direct Push Technology

LOCATION: MUNCIE, INDIANA
FIELD PERSONNEL: Joe Phillips

DEPTH ft BGS	STRATIGRAPHIC DESCRIPTION & REMARKS	DEPTH ft BGS	BACKFILL DETAILS	SAMPLE NUMBER	SAMPLE INTERVAL	SAMPLE REC (%)	SAMPLE 'N' VALUE	SAMPLE PID (ppm)
0	ASPHALT and fill			43				0
	CH-CLAY, firm, high plasticity, brown, trace coarse sand	1.20		44				0
2			BENTONITE					
4								0
	END OF BOREHOLE @ 5.0ft BGS	5.00						
6								
8								
10								
12								
14								
16								
18								

NOTES: MEASURING POINT ELEVATIONS MAY CHANGE; REFER TO CURRENT ELEVATION TABLE

CHEMICAL ANALYSIS (43, 44)

OVERBURDEN LOG 17324-T06-AOI31-SC.GPJ CRA_CORP.GDT 4/26/11

STRATIGRAPHIC AND INSTRUMENTATION LOG (OVERBURDEN)

PROJECT NAME: FORMER GM MANUAL TRANSMISSIONS OF MUNCIE
BOREHOLE DESIGNATION: H-1
PROJECT NUMBER: 17324
DATE COMPLETED: November 18, 2008
CLIENT: GENERAL MOTORS CORPORATION
DRILLING METHOD: Direct Push Technology
LOCATION: MUNCIE, INDIANA
FIELD PERSONNEL: Joe Phillips

DEPTH ft BGS	STRATIGRAPHIC DESCRIPTION & REMARKS	DEPTH ft BGS	BACKFILL DETAILS	SAMPLE NUMBER	SAMPLE INTERVAL	SAMPLE REC (%)	SAMPLE 'N' VALUE	SAMPLE PID (ppm)
0	ASPHALT and fill			13/14				0
	CH-CLAY, soft, high plasticity, black, very moist	0.90		15/16				0
2	- stiff, brown, moist, with iron staining, vertical fractures at 1.7ft BGS		BENTONITE					
4								0.2
	END OF BOREHOLE @ 5.0ft BGS	5.00						
6								
8								
10								
12								
14								
16								
18								

NOTES: MEASURING POINT ELEVATIONS MAY CHANGE; REFER TO CURRENT ELEVATION TABLE

CHEMICAL ANALYSIS (oval)

OVERBURDEN LOG 17324-T06-AOI31-SC.GPJ CRA_CORP.GDT 4/26/11

STRATIGRAPHIC AND INSTRUMENTATION LOG
(OVERBURDEN)

PROJECT NAME: FORMER GM MANUAL TRANSMISSIONS OF MUNCIE
BOREHOLE DESIGNATION: H-2

PROJECT NUMBER: 17324
DATE COMPLETED: November 18, 2008

CLIENT: GENERAL MOTORS CORPORATION
DRILLING METHOD: Direct Push Technology

LOCATION: MUNCIE, INDIANA
FIELD PERSONNEL: Joe Phillips

DEPTH ft BGS	STRATIGRAPHIC DESCRIPTION & REMARKS	DEPTH ft BGS	BACKFILL DETAILS	SAMPLE NUMBER	SAMPLE INTERVAL	SAMPLE REC (%)	SAMPLE 'N' VALUE	SAMPLE PID (ppm)
	ASPHALT and fill							0
	CH-CLAY, soft to firm, high plasticity, brown, moist	0.90		18				0.1
2			BENTONITE					
4								0.1
	END OF BOREHOLE @ 5.0ft BGS	5.00						
6								
8								
10								
12								
14								
16								
18								

NOTES: MEASURING POINT ELEVATIONS MAY CHANGE; REFER TO CURRENT ELEVATION TABLE

CHEMICAL ANALYSIS (18)

OVERBURDEN LOG 17324-T06-AOI31-SC.GPJ CRA_CORP.GDT 4/26/11

STRATIGRAPHIC AND INSTRUMENTATION LOG
(OVERBURDEN)

PROJECT NAME: FORMER GM MANUAL TRANSMISSIONS OF MUNCIE
BOREHOLE DESIGNATION: H-3

PROJECT NUMBER: 17324
DATE COMPLETED: November 18, 2008

CLIENT: GENERAL MOTORS CORPORATION
DRILLING METHOD: Direct Push Technology

LOCATION: MUNCIE, INDIANA
FIELD PERSONNEL: Joe Phillips

DEPTH ft BGS	STRATIGRAPHIC DESCRIPTION & REMARKS	DEPTH ft BGS	BACKFILL DETAILS	SAMPLE NUMBER	SAMPLE INTERVAL	SAMPLE REC (%)	SAMPLE 'N' VALUE	SAMPLE PID (ppm)
0	ASPHALT and fill							0
	CH-CLAY, stiff, high plasticity, brown, moist, iron staining, vertical fractures	1.10		20				0
2			BENTONITE					
4								0
	END OF BOREHOLE @ 5.0ft BGS	5.00						
6								
8								
10								
12								
14								
16								
18								

NOTES: MEASURING POINT ELEVATIONS MAY CHANGE; REFER TO CURRENT ELEVATION TABLE

CHEMICAL ANALYSIS (20)

OVERBURDEN LOG 17324-T06-AOI31-SC.GPJ CRA_CORP.GDT 4/26/11

STRATIGRAPHIC AND INSTRUMENTATION LOG
(OVERBURDEN)

PROJECT NAME: FORMER GM MANUAL TRANSMISSIONS OF MUNCIE
BOREHOLE DESIGNATION: HH-1

PROJECT NUMBER: 17324
DATE COMPLETED: November 19, 2008

CLIENT: GENERAL MOTORS CORPORATION
DRILLING METHOD: Direct Push Technology

LOCATION: MUNCIE, INDIANA
FIELD PERSONNEL: Joe Phillips

DEPTH ft BGS	STRATIGRAPHIC DESCRIPTION & REMARKS	DEPTH ft BGS	BACKFILL DETAILS	SAMPLE NUMBER	SAMPLE INTERVAL	SAMPLE REC (%)	SAMPLE 'N' VALUE	SAMPLE PID (ppm)
	ASPHALT and fill							0
	CH-CLAY, firm, high plasticity, brown, moist, trace fine gravel and coarse sand	1.00		42				0.1
2			BENTONITE					
4								0
	END OF BOREHOLE @ 5.0ft BGS	5.00						
6								
8								
10								
12								
14								
16								
18								

NOTES: MEASURING POINT ELEVATIONS MAY CHANGE; REFER TO CURRENT ELEVATION TABLE

CHEMICAL ANALYSIS (42)

OVERBURDEN LOG 17324-T06-AOI31-SC.GPJ CRA_CORP.GDT 4/26/11

STRATIGRAPHIC AND INSTRUMENTATION LOG
(OVERBURDEN)

PROJECT NAME: FORMER GM MANUAL TRANSMISSIONS OF MUNCIE
BOREHOLE DESIGNATION: HH-2
PROJECT NUMBER: 17324
DATE COMPLETED: November 19, 2008
CLIENT: GENERAL MOTORS CORPORATION
DRILLING METHOD: Direct Push Technology
LOCATION: MUNCIE, INDIANA
FIELD PERSONNEL: Joe Phillips

DEPTH ft BGS	STRATIGRAPHIC DESCRIPTION & REMARKS	DEPTH ft BGS	BACKFILL DETAILS	SAMPLE NUMBER	SAMPLE INTERVAL	SAMPLE REC (%)	SAMPLE 'N' VALUE	SAMPLE PID (ppm)
0	ASPHALT and fill	0.70		41				0
	CH CLAY, firm, high plasticity, brown, moist, trace fine gravel and coarse sand			42				0
2			BENTONITE					
4								0
	END OF BOREHOLE @ 5.0ft BGS	5.00						
6								
8								
10								
12								
14								
16								
18								

NOTES: MEASURING POINT ELEVATIONS MAY CHANGE; REFER TO CURRENT ELEVATION TABLE

CHEMICAL ANALYSIS ( )

OVERBURDEN LOG 17324-T06-AOI31-SC.GPJ CRA_CORP.GDT 4/26/11

STRATIGRAPHIC AND INSTRUMENTATION LOG (OVERBURDEN)

PROJECT NAME: FORMER GM MANUAL TRANSMISSIONS OF MUNCIE
BOREHOLE DESIGNATION: HH-3
PROJECT NUMBER: 17324
DATE COMPLETED: November 19, 2008
CLIENT: GENERAL MOTORS CORPORATION
DRILLING METHOD: Direct Push Technology
LOCATION: MUNCIE, INDIANA
FIELD PERSONNEL: Joe Phillips

DEPTH ft BGS	STRATIGRAPHIC DESCRIPTION & REMARKS	DEPTH ft BGS	BACKFILL DETAILS	SAMPLE NUMBER	SAMPLE INTERVAL	SAMPLE REC (%)	SAMPLE 'N' VALUE	SAMPLE PID (ppm)
	ASPHALT and fill	0.60						0
	CH-CLAY, firm, high plasticity, brown, moist, trace fine gravel and coarse sand			(40)				0
2			BENTONITE					
4								0
	END OF BOREHOLE @ 5.0ft BGS	5.00						
6								
8								
10								
12								
14								
16								
18								

NOTES: MEASURING POINT ELEVATIONS MAY CHANGE; REFER TO CURRENT ELEVATION TABLE

CHEMICAL ANALYSIS (40)

OVERBURDEN LOG 17324-T06-AOI31-SC.GPJ CRA_CORP.GDT 4/26/11

STRATIGRAPHIC AND INSTRUMENTATION LOG
(OVERBURDEN)

PROJECT NAME: FORMER GM MANUAL TRANSMISSIONS OF MUNCIE
BOREHOLE DESIGNATION: HH-4
PROJECT NUMBER: 17324
DATE COMPLETED: November 19, 2008
CLIENT: GENERAL MOTORS CORPORATION
DRILLING METHOD: Direct Push Technology
LOCATION: MUNCIE, INDIANA
FIELD PERSONNEL: Joe Phillips

DEPTH ft BGS	STRATIGRAPHIC DESCRIPTION & REMARKS	DEPTH ft BGS	BACKFILL DETAILS	SAMPLE NUMBER	SAMPLE INTERVAL	SAMPLE REC (%)	SAMPLE 'N' VALUE	SAMPLE PID (ppm)
	ASPHALT and fill			39				0
	CH-CLAY, firm, high plasticity, brown, moist	0.80		40				0
2			BENTONITE					
4								0
	END OF BOREHOLE @ 5.0ft BGS	5.00						
6								
8								
10								
12								
14								
16								
18								

NOTES: MEASURING POINT ELEVATIONS MAY CHANGE; REFER TO CURRENT ELEVATION TABLE

CHEMICAL ANALYSIS ( )

OVERBURDEN LOG 17324-T06-AOI31-SC.GPJ CRA_CORP.GDT 4/26/11

STRATIGRAPHIC AND INSTRUMENTATION LOG (OVERBURDEN)

PROJECT NAME: FORMER GM MANUAL TRANSMISSIONS OF MUNCIE
BOREHOLE DESIGNATION: HH-5
PROJECT NUMBER: 17324
DATE COMPLETED: November 19, 2008
CLIENT: GENERAL MOTORS CORPORATION
DRILLING METHOD: Direct Push Technology
LOCATION: MUNCIE, INDIANA
FIELD PERSONNEL: Joe Phillips

DEPTH ft BGS	STRATIGRAPHIC DESCRIPTION & REMARKS	DEPTH ft BGS	BACKFILL DETAILS	SAMPLE NUMBER	SAMPLE INTERVAL	SAMPLE REC (%)	SAMPLE 'N' VALUE	SAMPLE PID (ppm)
	ASPHALT and fill	0.60						0.1
	CH-CLAY, firm, high plasticity, brown, moist, trace fine gravel, trace crushed brick			40				0
2			BENTONITE					
4								0
	END OF BOREHOLE @ 5.0ft BGS	5.00						
6								
8								
10								
12								
14								
16								
18								

NOTES: MEASURING POINT ELEVATIONS MAY CHANGE; REFER TO CURRENT ELEVATION TABLE

CHEMICAL ANALYSIS (40)

OVERBURDEN LOG 17324-T06-AOI31-SC.GPJ CRA_CORP.GDT 4/26/11

STRATIGRAPHIC AND INSTRUMENTATION LOG (OVERBURDEN)

PROJECT NAME: FORMER GM MANUAL TRANSMISSIONS OF MUNCIE
BOREHOLE DESIGNATION: HH-6
PROJECT NUMBER: 17324
DATE COMPLETED: November 19, 2008
CLIENT: GENERAL MOTORS CORPORATION
DRILLING METHOD: Direct Push Technology
LOCATION: MUNCIE, INDIANA
FIELD PERSONNEL: Joe Phillips

DEPTH ft BGS	STRATIGRAPHIC DESCRIPTION & REMARKS	DEPTH ft BGS	BACKFILL DETAILS	SAMPLE NUMBER	SAMPLE INTERVAL	SAMPLE REC (%)	SAMPLE 'N' VALUE	SAMPLE PID (ppm)
	ASPHALT and fill	0.50						0
	CH-CLAY, soft, high plasticity, brown, moist			40				0
2			BENTONITE					
4								0
	END OF BOREHOLE @ 5.0ft BGS	5.00						
6								
8								
10								
12								
14								
16								
18								

NOTES: MEASURING POINT ELEVATIONS MAY CHANGE; REFER TO CURRENT ELEVATION TABLE

CHEMICAL ANALYSIS (40)

OVERBURDEN LOG 17324-T06-AOI31-SC.GPJ CRA_CORP.GDT 4/26/11

STRATIGRAPHIC AND INSTRUMENTATION LOG
(OVERBURDEN)

PROJECT NAME: FORMER GM MANUAL TRANSMISSIONS OF MUNCIE
BOREHOLE DESIGNATION: I-1

PROJECT NUMBER: 17324
DATE COMPLETED: November 18, 2008

CLIENT: GENERAL MOTORS CORPORATION
DRILLING METHOD: Direct Push Technology

LOCATION: MUNCIE, INDIANA
FIELD PERSONNEL: Joe Phillips

DEPTH ft BGS	STRATIGRAPHIC DESCRIPTION & REMARKS	DEPTH ft BGS	BACKFILL DETAILS	SAMPLE NUMBER	SAMPLE INTERVAL	SAMPLE REC (%)	SAMPLE 'N' VALUE	SAMPLE PID (ppm)
	ASPHALT and fill							0.1
	CH-CLAY, firm, high plasticity, dark brown, trace fine sand	1.00		15/16				0
2			BENTONITE					
4								0
	END OF BOREHOLE @ 5.0ft BGS	5.00						
6								
8								
10								
12								
14								
16								
18								

NOTES: MEASURING POINT ELEVATIONS MAY CHANGE; REFER TO CURRENT ELEVATION TABLE

CHEMICAL ANALYSIS (15/16)

OVERBURDEN LOG 17324-T06-AOI31-SC.GPJ CRA_CORP.GDT 4/26/11

STRATIGRAPHIC AND INSTRUMENTATION LOG (OVERBURDEN)

PROJECT NAME: FORMER GM MANUAL TRANSMISSIONS OF MUNCIE
HOLE DESIGNATION: I-2

PROJECT NUMBER: 17324
DATE COMPLETED: November 18, 2008

CLIENT: GENERAL MOTORS CORPORATION
DRILLING METHOD: Direct Push Technology

LOCATION: MUNCIE, INDIANA
FIELD PERSONNEL: Joe Phillips

DEPTH ft BGS	STRATIGRAPHIC DESCRIPTION & REMARKS	DEPTH ft BGS	BACKFILL DETAILS	SAMPLE NUMBER	SAMPLE INTERVAL	SAMPLE REC (%)	SAMPLE 'N' VALUE	SAMPLE PID (ppm)
	ASPHALT and fill	0.50						0
	CH-CLAY, firm, high plasticity, brown, moist, iron staining, trace vertical fractures			18				0
2			BENTONITE					
4								0
	END OF BOREHOLE @ 5.0ft BGS	5.00						
6								
8								
10								
12								
14								
16								
18								

NOTES: MEASURING POINT ELEVATIONS MAY CHANGE; REFER TO CURRENT ELEVATION TABLE

CHEMICAL ANALYSIS (18)

OVERBURDEN LOG 17324-T06-AOI31-SC.GPJ CRA_CORP.GDT 4/26/11

STRATIGRAPHIC AND INSTRUMENTATION LOG
(OVERBURDEN)

PROJECT NAME: FORMER GM MANUAL TRANSMISSIONS OF MUNCIE
BOREHOLE DESIGNATION: I-3
PROJECT NUMBER: 17324
DATE COMPLETED: November 18, 2008
CLIENT: GENERAL MOTORS CORPORATION
DRILLING METHOD: Direct Push Technology
LOCATION: MUNCIE, INDIANA
FIELD PERSONNEL: Joe Phillips

DEPTH ft BGS	STRATIGRAPHIC DESCRIPTION & REMARKS	DEPTH ft BGS	BACKFILL DETAILS	SAMPLE NUMBER	SAMPLE INTERVAL	SAMPLE REC (%)	SAMPLE 'N' VALUE	SAMPLE PID (ppm)
0	ASPHALT and fill							0
	CH-CLAY, firm, high plasticity, brown, slightly moist, iron staining, vertical fractures	1.10		20				0
2			BENTONITE					
4								0
	END OF BOREHOLE @ 5.0ft BGS	5.00						
6								
8								
10								
12								
14								
16								
18								

NOTES: MEASURING POINT ELEVATIONS MAY CHANGE; REFER TO CURRENT ELEVATION TABLE

CHEMICAL ANALYSIS (20)

OVERBURDEN LOG 17324-T06-AOI31-SC.GPJ CRA_CORP.GDT 4/26/11

STRATIGRAPHIC AND INSTRUMENTATION LOG
(OVERBURDEN)

PROJECT NAME: FORMER GM MANUAL TRANSMISSIONS OF MUNCIE
BOREHOLE DESIGNATION: II-1

PROJECT NUMBER: 17324
DATE COMPLETED: November 19, 2008

CLIENT: GENERAL MOTORS CORPORATION
DRILLING METHOD: Direct Push Technology

LOCATION: MUNCIE, INDIANA
FIELD PERSONNEL: Nick Hill

DEPTH ft BGS	STRATIGRAPHIC DESCRIPTION & REMARKS	DEPTH ft BGS	BACKFILL DETAILS	SAMPLE NUMBER	SAMPLE INTERVAL	SAMPLE REC (%)	SAMPLE 'N' VALUE	SAMPLE PID (ppm)
	ASPHALT and fill	0.20						
	CH-CLAY with silt, firm, high plasticity, dark brown, moist - with sand at 1.0ft BGS		BENTONITE	4				0
2								
4								0
	END OF BOREHOLE @ 5.0ft BGS	5.00						
6								
8								
10								
12								
14								
16								
18								

NOTES: MEASURING POINT ELEVATIONS MAY CHANGE; REFER TO CURRENT ELEVATION TABLE

CHEMICAL ANALYSIS (4)

OVERBURDEN LOG 17324-T06-AOI31-SC.GPJ CRA_CORP.GDT 4/26/11

STRATIGRAPHIC AND INSTRUMENTATION LOG (OVERBURDEN)

PROJECT NAME: FORMER GM MANUAL TRANSMISSIONS OF MUNCIE
BOREHOLE DESIGNATION: II-2
PROJECT NUMBER: 17324
DATE COMPLETED: November 19, 2008
CLIENT: GENERAL MOTORS CORPORATION
DRILLING METHOD: Direct Push Technology
LOCATION: MUNCIE, INDIANA
FIELD PERSONNEL: Nick Hill

DEPTH ft BGS	STRATIGRAPHIC DESCRIPTION & REMARKS	DEPTH ft BGS	BACKFILL DETAILS	SAMPLE NUMBER	SAMPLE INTERVAL	SAMPLE REC (%)	SAMPLE 'N' VALUE	SAMPLE PID (ppm)
	ASPHALT	0.20		3				0
	CH-CLAY, firm, high plasticity, brown, moist, trace sand			4				
2			BENTONITE					
	- trace gravel, low plasticity, light brown at 2.8ft BGS							0
4								
	END OF BOREHOLE @ 5.0ft BGS	5.00						
6								
8								
10								
12								
14								
16								
18								

NOTES: MEASURING POINT ELEVATIONS MAY CHANGE; REFER TO CURRENT ELEVATION TABLE

CHEMICAL ANALYSIS (3)

OVERBURDEN LOG 17324-T06-AOI31-SC.GPJ CRA_CORP.GDT 4/26/11

STRATIGRAPHIC AND INSTRUMENTATION LOG
(OVERBURDEN)

PROJECT NAME: FORMER GM MANUAL TRANSMISSIONS OF MUNCIE
BOREHOLE DESIGNATION: II-3

PROJECT NUMBER: 17324
DATE COMPLETED: November 19, 2008

CLIENT: GENERAL MOTORS CORPORATION
DRILLING METHOD: Direct Push Technology

LOCATION: MUNCIE, INDIANA
FIELD PERSONNEL: Nick Hill

DEPTH ft BGS	STRATIGRAPHIC DESCRIPTION & REMARKS	DEPTH ft BGS	BACKFILL DETAILS	SAMPLE NUMBER	SAMPLE INTERVAL	SAMPLE REC (%)	SAMPLE 'N' VALUE	SAMPLE PID (ppm)
	ASPHALT and fill	0.50						
	CH-CLAY, soft, high plasticity, gray, wet, trace sand - silty, firm, brown, moist at 1.0ft BGS			6				0
2			BENTONITE					
	- soft, sandy, wet at 3.1ft BGS							0
4								
	END OF BOREHOLE @ 5.0ft BGS	5.00						
6								
8								
10								
12								
14								
16								
18								

NOTES: MEASURING POINT ELEVATIONS MAY CHANGE; REFER TO CURRENT ELEVATION TABLE

CHEMICAL ANALYSIS (6)

OVERBURDEN LOG 17324-T06-AOI31-SC.GPJ CRA_CORP.GDT 4/26/11

STRATIGRAPHIC AND INSTRUMENTATION LOG (OVERBURDEN)

PROJECT NAME: FORMER GM MANUAL TRANSMISSIONS OF MUNCIE
HOLE DESIGNATION: II-4

PROJECT NUMBER: 17324
DATE COMPLETED: November 19, 2008

CLIENT: GENERAL MOTORS CORPORATION
DRILLING METHOD: Direct Push Technology

LOCATION: MUNCIE, INDIANA
FIELD PERSONNEL: Nick Hill

DEPTH ft BGS	STRATIGRAPHIC DESCRIPTION & REMARKS	DEPTH ft BGS	BACKFILL DETAILS	SAMPLE NUMBER	SAMPLE INTERVAL	SAMPLE REC (%)	SAMPLE 'N' VALUE	SAMPLE PID (ppm)
0	ASPHALT and fill	0.20		5				0
	CH-CLAY, firm, high plasticity, reddish-brown, moist, trace sand - slight organic odor at 1.0ft BGS			6				
2			BENTONITE					
	- reddish brown, no odor at 2.7ft BGS							0
4								
	END OF BOREHOLE @ 5.0ft BGS	5.00						
6								
8								
10								
12								
14								
16								
18								

NOTES: MEASURING POINT ELEVATIONS MAY CHANGE; REFER TO CURRENT ELEVATION TABLE

CHEMICAL ANALYSIS (5)

OVERBURDEN LOG 17324-T06-AOI31-SC.GPJ CRA_CORP.GDT 4/26/11

STRATIGRAPHIC AND INSTRUMENTATION LOG
(OVERBURDEN)

PROJECT NAME: FORMER GM MANUAL TRANSMISSIONS OF MUNCIE
BOREHOLE DESIGNATION: II-5

PROJECT NUMBER: 17324
DATE COMPLETED: November 19, 2008

CLIENT: GENERAL MOTORS CORPORATION
DRILLING METHOD: Direct Push Technology

LOCATION: MUNCIE, INDIANA
FIELD PERSONNEL: Nick Hill

DEPTH ft BGS	STRATIGRAPHIC DESCRIPTION & REMARKS	DEPTH ft BGS	BACKFILL DETAILS	SAMPLE NUMBER	SAMPLE INTERVAL	SAMPLE REC (%)	SAMPLE 'N' VALUE	SAMPLE PID (ppm)
	ASPHALT and fill	0.50						
	CH-SILTY CLAY, soft, high plasticity, brown, wet, trace sand			6				0
2	firm		BENTONITE					
4								0
	END OF BOREHOLE @ 5.0ft BGS	5.00						
6								
8								
10								
12								
14								
16								
18								

NOTES: MEASURING POINT ELEVATIONS MAY CHANGE; REFER TO CURRENT ELEVATION TABLE

CHEMICAL ANALYSIS (6)

OVERBURDEN LOG 17324-T06-AOI31-SC.GPJ CRA_CORP.GDT 4/26/11

STRATIGRAPHIC AND INSTRUMENTATION LOG (OVERBURDEN)

PROJECT NAME: FORMER GM MANUAL TRANSMISSIONS OF MUNCIE
BOREHOLE DESIGNATION: II-6
PROJECT NUMBER: 17324
DATE COMPLETED: November 19, 2008
CLIENT: GENERAL MOTORS CORPORATION
DRILLING METHOD: Direct Push Technology
LOCATION: MUNCIE, INDIANA
FIELD PERSONNEL: Nick Hill

DEPTH ft BGS	STRATIGRAPHIC DESCRIPTION & REMARKS	DEPTH ft BGS	BACKFILL DETAILS	SAMPLE NUMBER	SAMPLE INTERVAL	SAMPLE REC (%)	SAMPLE 'N' VALUE	SAMPLE PID (ppm)
	ASPHALT and fill	0.50						
	CH-CLAY, with silt and sand, firm, high plasticity, reddish brown, moist			6				0
2	- trace sand and gravel at 2.4ft BGS		BENTONITE					
	- stiff, sandy at 3.2ft BGS							0
4								
	END OF BOREHOLE @ 5.0ft BGS	5.00						
6								
8								
10								
12								
14								
16								
18								

NOTES: MEASURING POINT ELEVATIONS MAY CHANGE; REFER TO CURRENT ELEVATION TABLE

CHEMICAL ANALYSIS (6)

OVERBURDEN LOG 17324-T06-AOI31-SC.GPJ CRA_CORP.GDT 4/26/11

STRATIGRAPHIC AND INSTRUMENTATION LOG (OVERBURDEN)

PROJECT NAME: FORMER GM MANUAL TRANSMISSIONS OF MUNCIE
BOREHOLE DESIGNATION: J-1
PROJECT NUMBER: 17324
DATE COMPLETED: November 17, 2008
CLIENT: GENERAL MOTORS CORPORATION
DRILLING METHOD: Direct Push Technology
LOCATION: MUNCIE, INDIANA
FIELD PERSONNEL: Joe Phillips

DEPTH ft BGS	STRATIGRAPHIC DESCRIPTION & REMARKS	DEPTH ft BGS	BACKFILL DETAILS	SAMPLE NUMBER	SAMPLE INTERVAL	SAMPLE REC (%)	SAMPLE 'N' VALUE	SAMPLE PID (ppm)
0	ASPHALT and fill							0
	CH-CLAY, firm, high plasticity, brown, moist and wet, with medium gravel	1.20		2				0
2	- dark gray, moist at 1.6ft BGS		BENTONITE					
4								0
	END OF BOREHOLE @ 5.0ft BGS	5.00						
6								
8								
10								
12								
14								
16								
18								

NOTES: MEASURING POINT ELEVATIONS MAY CHANGE; REFER TO CURRENT ELEVATION TABLE

CHEMICAL ANALYSIS (2)

OVERBURDEN LOG 17324-T06-AOI31-SC.GPJ CRA_CORP.GDT 4/26/11

STRATIGRAPHIC AND INSTRUMENTATION LOG (OVERBURDEN)

PROJECT NAME: FORMER GM MANUAL TRANSMISSIONS OF MUNCIE
BOREHOLE DESIGNATION: J-2
PROJECT NUMBER: 17324
DATE COMPLETED: November 17, 2008
CLIENT: GENERAL MOTORS CORPORATION
DRILLING METHOD: Direct Push Technology
LOCATION: MUNCIE, INDIANA
FIELD PERSONNEL: Joe Phillips

DEPTH ft BGS	STRATIGRAPHIC DESCRIPTION & REMARKS	DEPTH ft BGS	BACKFILL DETAILS	SAMPLE NUMBER	SAMPLE INTERVAL	SAMPLE REC (%)	SAMPLE 'N' VALUE	SAMPLE PID (ppm)
	ASPHALT and fill							0
	CH-CLAY, firm, high plasticity, dark gray	0.70		2				
2								0
	- brownish gray at 2.4ft BGS		BENTONITE					
4								0
	END OF BOREHOLE @ 5.0ft BGS	5.00						
6								
8								
10								
12								
14								
16								
18								

NOTES: MEASURING POINT ELEVATIONS MAY CHANGE; REFER TO CURRENT ELEVATION TABLE

CHEMICAL ANALYSIS (2)

OVERBURDEN LOG 17324-T06-AOI31-SC.GPJ CRA_CORP.GDT 4/26/11

STRATIGRAPHIC AND INSTRUMENTATION LOG (OVERBURDEN)

PROJECT NAME: FORMER GM MANUAL TRANSMISSIONS OF MUNCIE
BOREHOLE DESIGNATION: J-3
PROJECT NUMBER: 17324
DATE COMPLETED: November 18, 2008
CLIENT: GENERAL MOTORS CORPORATION
DRILLING METHOD: Direct Push Technology
LOCATION: MUNCIE, INDIANA
FIELD PERSONNEL: Joe Phillips

DEPTH ft BGS	STRATIGRAPHIC DESCRIPTION & REMARKS	DEPTH ft BGS	BACKFILL DETAILS	SAMPLE NUMBER	SAMPLE INTERVAL	SAMPLE REC (%)	SAMPLE 'N' VALUE	SAMPLE PID (ppm)
	ASPHALT and fill							0
	SM-SILTY SAND, compact, coarse to medium, no plasticity, dark brown, slightly moist, trace roots, trace fine gravel	0.90		12				0
2	CL-SILTY CLAY, stiff, low plasticity, light brown, dry, trace roots, trace iron staining, trace vertical fractures	2.40	BENTONITE					
4								0
	END OF BOREHOLE @ 5.0ft BGS	5.00						
6								
8								
10								
12								
14								
16								
18								

NOTES: MEASURING POINT ELEVATIONS MAY CHANGE; REFER TO CURRENT ELEVATION TABLE

CHEMICAL ANALYSIS (12)

OVERBURDEN LOG 17324-T06-AOI31-SC.GPJ CRA_CORP.GDT 4/26/11

STRATIGRAPHIC AND INSTRUMENTATION LOG
(OVERBURDEN)

PROJECT NAME: FORMER GM MANUAL TRANSMISSIONS OF MUNCIE
BOREHOLE DESIGNATION: JJ-1

PROJECT NUMBER: 17324
DATE COMPLETED: November 19, 2008

CLIENT: GENERAL MOTORS CORPORATION
DRILLING METHOD: Direct Push Technology

LOCATION: MUNCIE, INDIANA
FIELD PERSONNEL: Joe Phillips

DEPTH ft BGS	STRATIGRAPHIC DESCRIPTION & REMARKS	DEPTH ft BGS	BACKFILL DETAILS	SAMPLE NUMBER	SAMPLE INTERVAL	SAMPLE REC (%)	SAMPLE 'N' VALUE	SAMPLE PID (ppm)
0	ASPHALT and fill			33				0.1
	CH-CLAY, firm, high plasticity, reddish brown, moist, trace coarse sand	1.20		34				0.1
2			BENTONITE					
4								0
	END OF BOREHOLE @ 5.0ft BGS	5.00						
6								
8								
10								
12								
14								
16								
18								

NOTES: MEASURING POINT ELEVATIONS MAY CHANGE; REFER TO CURRENT ELEVATION TABLE

CHEMICAL ANALYSIS (33, 34)

OVERBURDEN LOG 17324-T06-AOI31-SC.GPJ CRA_CORP.GDT 4/26/11

STRATIGRAPHIC AND INSTRUMENTATION LOG (OVERBURDEN)

PROJECT NAME: FORMER GM MANUAL TRANSMISSIONS OF MUNCIE
BOREHOLE DESIGNATION: JJ-2
PROJECT NUMBER: 17324
DATE COMPLETED: November 19, 2008
CLIENT: GENERAL MOTORS CORPORATION
DRILLING METHOD: Direct Push Technology
LOCATION: MUNCIE, INDIANA
FIELD PERSONNEL: Joe Phillips

DEPTH ft BGS	STRATIGRAPHIC DESCRIPTION & REMARKS	DEPTH ft BGS	BACKFILL DETAILS	SAMPLE NUMBER	SAMPLE INTERVAL	SAMPLE REC (%)	SAMPLE 'N' VALUE	SAMPLE PID (ppm)
	ASPHALT and fill							0
	CH-CLAY, firm, high plasticity, reddish brown, moist, vertical fractures	1.00		34				0
2			BENTONITE					
4								0
	END OF BOREHOLE @ 5.0ft BGS	5.00						
6								
8								
10								
12								
14								
16								
18								

NOTES: MEASURING POINT ELEVATIONS MAY CHANGE; REFER TO CURRENT ELEVATION TABLE

CHEMICAL ANALYSIS (34)

OVERBURDEN LOG 17324-T06-AOI31-SC.GPJ CRA_CORP.GDT 4/26/11

STRATIGRAPHIC AND INSTRUMENTATION LOG
(OVERBURDEN)

PROJECT NAME: FORMER GM MANUAL TRANSMISSIONS OF MUNCIE
BOREHOLE DESIGNATION: JJ-3

PROJECT NUMBER: 17324
DATE COMPLETED: November 19, 2008

CLIENT: GENERAL MOTORS CORPORATION
DRILLING METHOD: Direct Push Technology

LOCATION: MUNCIE, INDIANA
FIELD PERSONNEL: Joe Phillips

DEPTH ft BGS	STRATIGRAPHIC DESCRIPTION & REMARKS	DEPTH ft BGS	BACKFILL DETAILS	SAMPLE NUMBER	SAMPLE INTERVAL	SAMPLE REC (%)	SAMPLE 'N' VALUE	SAMPLE PID (ppm)
0	ASPHALT and fill	0.50						0.1
	CH-CLAY, firm, high plasticity, brown, moist			37/38				0.1
2			BENTONITE					
4								0.2
	END OF BOREHOLE @ 5.0ft BGS	5.00						
6								
8								
10								
12								
14								
16								
18								

NOTES: MEASURING POINT ELEVATIONS MAY CHANGE; REFER TO CURRENT ELEVATION TABLE

CHEMICAL ANALYSIS (37/38)

OVERBURDEN LOG 17324-T06-AOI31-SC.GPJ CRA_CORP.GDT 4/26/11

STRATIGRAPHIC AND INSTRUMENTATION LOG (OVERBURDEN)

PROJECT NAME: FORMER GM MANUAL TRANSMISSIONS OF MUNCIE
BOREHOLE DESIGNATION: JJ-4
PROJECT NUMBER: 17324
DATE COMPLETED: November 19, 2008
CLIENT: GENERAL MOTORS CORPORATION
DRILLING METHOD: Direct Push Technology
LOCATION: MUNCIE, INDIANA
FIELD PERSONNEL: Joe Phillips

DEPTH ft BGS	STRATIGRAPHIC DESCRIPTION & REMARKS	DEPTH ft BGS	BACKFILL DETAILS	SAMPLE NUMBER	SAMPLE INTERVAL	SAMPLE REC (%)	SAMPLE 'N' VALUE	SAMPLE PID (ppm)
	ASPHALT and fill	0.50						0
	CH-CLAY, firm, high plasticity, reddish brown, moist, trace fine gravel and coarse sand			37/38				0.1
2			BENTONITE					
4								0.2
	END OF BOREHOLE @ 5.0ft BGS	5.00						
6								
8								
10								
12								
14								
16								
18								

NOTES: MEASURING POINT ELEVATIONS MAY CHANGE; REFER TO CURRENT ELEVATION TABLE

CHEMICAL ANALYSIS ( )

OVERBURDEN LOG 17324-T06-AOI31-SC.GPJ CRA_CORP.GDT 4/26/11

STRATIGRAPHIC AND INSTRUMENTATION LOG
(OVERBURDEN)

PROJECT NAME: FORMER GM MANUAL TRANSMISSIONS OF MUNCIE
BOREHOLE DESIGNATION: JJ-5

PROJECT NUMBER: 17324
DATE COMPLETED: November 19, 2008

CLIENT: GENERAL MOTORS CORPORATION
DRILLING METHOD: Direct Push Technology

LOCATION: MUNCIE, INDIANA
FIELD PERSONNEL: Joe Phillips

DEPTH ft BGS	STRATIGRAPHIC DESCRIPTION & REMARKS	DEPTH ft BGS	BACKFILL DETAILS	SAMPLE NUMBER	SAMPLE INTERVAL	SAMPLE REC (%)	SAMPLE 'N' VALUE	SAMPLE PID (ppm)
0	ASPHALT and fill			35/36				0
	CH-CLAY, firm, high plasticity, reddish brown, moist, trace fine gravel and coarse sand	0.90		37/38				0.2
2			BENTONITE					
4								0
	END OF BOREHOLE @ 5.0ft BGS	5.00						
6								
8								
10								
12								
14								
16								
18								

NOTES: MEASURING POINT ELEVATIONS MAY CHANGE; REFER TO CURRENT ELEVATION TABLE

CHEMICAL ANALYSIS (35/36)

OVERBURDEN LOG 17324-T06-AOI31-SC.GPJ CRA_CORP.GDT 4/26/11

STRATIGRAPHIC AND INSTRUMENTATION LOG
(OVERBURDEN)

PROJECT NAME: FORMER GM MANUAL TRANSMISSIONS OF MUNCIE
BOREHOLE DESIGNATION: JJ-6

PROJECT NUMBER: 17324
DATE COMPLETED: November 19, 2008

CLIENT: GENERAL MOTORS CORPORATION
DRILLING METHOD: Direct Push Technology

LOCATION: MUNCIE, INDIANA
FIELD PERSONNEL: Joe Phillips

DEPTH ft BGS	STRATIGRAPHIC DESCRIPTION & REMARKS	DEPTH ft BGS	BACKFILL DETAILS	SAMPLE NUMBER	SAMPLE INTERVAL	SAMPLE REC (%)	SAMPLE 'N' VALUE	SAMPLE PID (ppm)
0	ASPHALT and fill	0.60						0
	CH-CLAY, firm, high plasticity, reddish brown, moist, trace fine gravel and coarse sand			37/38				0
2			BENTONITE					0
4								
	END OF BOREHOLE @ 5.0ft BGS	5.00						
6								
8								
10								
12								
14								
16								
18								

NOTES: MEASURING POINT ELEVATIONS MAY CHANGE; REFER TO CURRENT ELEVATION TABLE

CHEMICAL ANALYSIS (37/38)

OVERBURDEN LOG 17324-T06-AOI31-SC.GPJ CRA_CORP.GDT 4/26/11

STRATIGRAPHIC AND INSTRUMENTATION LOG
(OVERBURDEN)

PROJECT NAME: FORMER GM MANUAL TRANSMISSIONS OF MUNCIE
BOREHOLE DESIGNATION: K-1

PROJECT NUMBER: 17324
DATE COMPLETED: November 17, 2008

CLIENT: GENERAL MOTORS CORPORATION
DRILLING METHOD: Direct Push Technology

LOCATION: MUNCIE, INDIANA
FIELD PERSONNEL: Joe Phillips

DEPTH ft BGS	STRATIGRAPHIC DESCRIPTION & REMARKS	DEPTH ft BGS	BACKFILL DETAILS	SAMPLE NUMBER	SAMPLE INTERVAL	SAMPLE REC (%)	SAMPLE 'N' VALUE	SAMPLE PID (ppm)
	ASPHALT and fill							0
	CH-CLAY, firm, high plasticity, brown, moist - dark gray at 1.3ft BGS	1.10	BENTONITE	2				0
2								
4								0
	END OF BOREHOLE @ 5.0ft BGS	5.00						
6								
8								
10								
12								
14								
16								
18								

NOTES: MEASURING POINT ELEVATIONS MAY CHANGE; REFER TO CURRENT ELEVATION TABLE

CHEMICAL ANALYSIS (2)

OVERBURDEN LOG 17324-T06-AOI31-SC.GPJ CRA_CORP.GDT 4/26/11

STRATIGRAPHIC AND INSTRUMENTATION LOG (OVERBURDEN)

PROJECT NAME: FORMER GM MANUAL TRANSMISSIONS OF MUNCIE
BOREHOLE DESIGNATION: K-2
PROJECT NUMBER: 17324
DATE COMPLETED: November 17, 2008
CLIENT: GENERAL MOTORS CORPORATION
DRILLING METHOD: Direct Push Technology
LOCATION: MUNCIE, INDIANA
FIELD PERSONNEL: Joe Phillips

DEPTH ft BGS	STRATIGRAPHIC DESCRIPTION & REMARKS	DEPTH ft BGS	BACKFILL DETAILS	SAMPLE NUMBER	SAMPLE INTERVAL	SAMPLE REC (%)	SAMPLE 'N' VALUE	SAMPLE PID (ppm)
0	ASPHALT and fill							0
	CH-CLAY, firm, high plasticity, dark gray, with coarse sand	1.20	BENTONITE	2				0
2								
4								0.1
	END OF BOREHOLE @ 5.0ft BGS	5.00						
6								
8								
10								
12								
14								
16								
18								

NOTES: MEASURING POINT ELEVATIONS MAY CHANGE; REFER TO CURRENT ELEVATION TABLE

CHEMICAL ANALYSIS (2)

OVERBURDEN LOG 17324-T06-AOI31-SC.GPJ CRA_CORP.GDT 4/26/11

STRATIGRAPHIC AND INSTRUMENTATION LOG (OVERBURDEN)

PROJECT NAME: FORMER GM MANUAL TRANSMISSIONS OF MUNCIE — BOREHOLE DESIGNATION: K-3

PROJECT NUMBER: 17324 — DATE COMPLETED: November 18, 2008

CLIENT: GENERAL MOTORS CORPORATION — DRILLING METHOD: Direct Push Technology

LOCATION: MUNCIE, INDIANA — FIELD PERSONNEL: Joe Phillips

DEPTH ft BGS	STRATIGRAPHIC DESCRIPTION & REMARKS	DEPTH ft BGS	BACKFILL DETAILS	SAMPLE NUMBER	SAMPLE INTERVAL	SAMPLE REC (%)	SAMPLE 'N' VALUE	SAMPLE PID (ppm)
0	ASPHALT and fill			11				0
	SM-SILTY SAND, compact, medium to coarse, no plasticity, trace medium gravel and brick	0.80		12				0
2	CH-SILTY SAND, stiff, low plasticity, light brown, moist, trace iron staining, trace vertical fractures	2.00	BENTONITE					
4								0
	END OF BOREHOLE @ 5.0ft BGS	5.00						
6								
8								
10								
12								
14								
16								
18								

NOTES: MEASURING POINT ELEVATIONS MAY CHANGE; REFER TO CURRENT ELEVATION TABLE

CHEMICAL ANALYSIS ( )

OVERBURDEN LOG 17324-T06-AOI31-SC.GPJ CRA_CORP.GDT 4/26/11

STRATIGRAPHIC AND INSTRUMENTATION LOG (OVERBURDEN)

PROJECT NAME: FORMER GM MANUAL TRANSMISSIONS OF MUNCIE
BOREHOLE DESIGNATION: KK-1
PROJECT NUMBER: 17324
DATE COMPLETED: November 19, 2008
CLIENT: GENERAL MOTORS CORPORATION
DRILLING METHOD: Direct Push Technology
LOCATION: MUNCIE, INDIANA
FIELD PERSONNEL: Nick Hill

DEPTH ft BGS	STRATIGRAPHIC DESCRIPTION & REMARKS	DEPTH ft BGS	BACKFILL DETAILS	SAMPLE NUMBER	SAMPLE INTERVAL	SAMPLE REC (%)	SAMPLE 'N' VALUE	SAMPLE PID (ppm)
	ASPHALT and fill							
	CH-CLAY with sand, firm, brown, moist, oxidization	0.50		4				0.1
2	- silty, sand, soft, wet, trace gravel at 2.1ft BGS		BENTONITE					
	- sand and clay at 3.0ft BGS							0
4								
	END OF BOREHOLE @ 5.0ft BGS	5.00						
6								
8								
10								
12								
14								
16								
18								

NOTES: MEASURING POINT ELEVATIONS MAY CHANGE; REFER TO CURRENT ELEVATION TABLE

CHEMICAL ANALYSIS (4)

OVERBURDEN LOG 17324-T06-AOI31-SC.GPJ CRA_CORP.GDT 4/26/11

STRATIGRAPHIC AND INSTRUMENTATION LOG
(OVERBURDEN)

PROJECT NAME: FORMER GM MANUAL TRANSMISSIONS OF MUNCIE
BOREHOLE DESIGNATION: KK-2

PROJECT NUMBER: 17324
DATE COMPLETED: November 19, 2008

CLIENT: GENERAL MOTORS CORPORATION
DRILLING METHOD: Direct Push Technology

LOCATION: MUNCIE, INDIANA
FIELD PERSONNEL: Nick Hill

DEPTH ft BGS	STRATIGRAPHIC DESCRIPTION & REMARKS	DEPTH ft BGS	BACKFILL DETAILS	SAMPLE NUMBER	SAMPLE INTERVAL	SAMPLE REC (%)	SAMPLE 'N' VALUE	SAMPLE PID (ppm)
	ASPHALT and fill	0.20		2				0
	CH-CLAY with silt, high plasticity, dark brown with gray, wet			4				
2	- stiff, trace sand, brown/gray, moist at 1.5ft BGS		BENTONITE					
	- oxidized at 3.0ft BGS							0
4								
	END OF BOREHOLE @ 5.0ft BGS	5.00						
6								
8								
10								
12								
14								
16								
18								

NOTES: MEASURING POINT ELEVATIONS MAY CHANGE; REFER TO CURRENT ELEVATION TABLE

CHEMICAL ANALYSIS (2)

OVERBURDEN LOG 17324-T06-AOI31-SC.GPJ CRA_CORP.GDT 4/26/11

STRATIGRAPHIC AND INSTRUMENTATION LOG
(OVERBURDEN)

PROJECT NAME: FORMER GM MANUAL TRANSMISSIONS OF MUNCIE
BOREHOLE DESIGNATION: KK-3

PROJECT NUMBER: 17324
DATE COMPLETED: November 19, 2008

CLIENT: GENERAL MOTORS CORPORATION
DRILLING METHOD: Direct Push Technology

LOCATION: MUNCIE, INDIANA
FIELD PERSONNEL: Nick Hill

DEPTH ft BGS	STRATIGRAPHIC DESCRIPTION & REMARKS	DEPTH ft BGS	BACKFILL DETAILS	SAMPLE NUMBER	SAMPLE INTERVAL	SAMPLE REC (%)	SAMPLE 'N' VALUE	SAMPLE PID (ppm)
0	ASPHALT and fill							
	CH-CLAY with silt, firm, high plasticity, dark brown, moist, trace gravel	0.80		1				0
2			BENTONITE					
4	- silty with sand at 3.9ft BGS							0
	END OF BOREHOLE @ 5.0ft BGS	5.00						
6								
8								
10								
12								
14								
16								
18								

NOTES: MEASURING POINT ELEVATIONS MAY CHANGE; REFER TO CURRENT ELEVATION TABLE

CHEMICAL ANALYSIS (1)

OVERBURDEN LOG 17324-T06-AOI31-SC.GPJ CRA_CORP.GDT 4/26/11

STRATIGRAPHIC AND INSTRUMENTATION LOG (OVERBURDEN)

PROJECT NAME: FORMER GM MANUAL TRANSMISSIONS OF MUNCIE
BOREHOLE DESIGNATION: KK-4
PROJECT NUMBER: 17324
DATE COMPLETED: November 19, 2008
CLIENT: GENERAL MOTORS CORPORATION
DRILLING METHOD: Direct Push Technology
LOCATION: MUNCIE, INDIANA
FIELD PERSONNEL: Nick Hill

DEPTH ft BGS	STRATIGRAPHIC DESCRIPTION & REMARKS	DEPTH ft BGS	BACKFILL DETAILS	SAMPLE NUMBER	SAMPLE INTERVAL	SAMPLE REC (%)	SAMPLE 'N' VALUE	SAMPLE PID (ppm)
	ASPHALT and fill	0.20						
	CH-CLAY with silt, firm, high plasticity, dark brown, moist			1				0
2	- rocky at 2.0ft BGS		BENTONITE					
	- silty, low plasticity, light brown, dry, trace gravel at 2.9ft BGS							0
4								
	END OF BOREHOLE @ 5.0ft BGS	5.00						
6								
8								
10								
12								
14								
16								
18								

NOTES: MEASURING POINT ELEVATIONS MAY CHANGE; REFER TO CURRENT ELEVATION TABLE

CHEMICAL ANALYSIS (1)

OVERBURDEN LOG 17324-T06-AOI31-SC.GPJ CRA_CORP.GDT 4/26/11

STRATIGRAPHIC AND INSTRUMENTATION LOG (OVERBURDEN)

PROJECT NAME: FORMER GM MANUAL TRANSMISSIONS OF MUNCIE
BOREHOLE DESIGNATION: KK-5
PROJECT NUMBER: 17324
DATE COMPLETED: November 19, 2008
CLIENT: GENERAL MOTORS CORPORATION
DRILLING METHOD: Direct Push Technology
LOCATION: MUNCIE, INDIANA
FIELD PERSONNEL: Nick Hill

DEPTH ft BGS	STRATIGRAPHIC DESCRIPTION & REMARKS	DEPTH ft BGS	BACKFILL DETAILS	SAMPLE NUMBER	SAMPLE INTERVAL	SAMPLE REC (%)	SAMPLE 'N' VALUE	SAMPLE PID (ppm)
0	ASPHALT and fill	0.20						
	CH-SILTY CLAY, firm, high plasticity, dark brown, trace sand			1				2.4
2	- silty, sandy, low plasticity, moist to wet at 2.0ft BGS		BENTONITE					
4								2.4
	END OF BOREHOLE @ 5.0ft BGS	5.00						
6								
8								
10								
12								
14								
16								
18								

NOTES: MEASURING POINT ELEVATIONS MAY CHANGE; REFER TO CURRENT ELEVATION TABLE

CHEMICAL ANALYSIS (1)

OVERBURDEN LOG 17324-T06-AOI31-SC.GPJ CRA_CORP.GDT 4/26/11

STRATIGRAPHIC AND INSTRUMENTATION LOG (OVERBURDEN)

PROJECT NAME: FORMER GM MANUAL TRANSMISSIONS OF MUNCIE
BOREHOLE DESIGNATION: KK-6
PROJECT NUMBER: 17324
DATE COMPLETED: November 18, 2008
CLIENT: GENERAL MOTORS CORPORATION
DRILLING METHOD: Direct Push Technology
LOCATION: MUNCIE, INDIANA
FIELD PERSONNEL: Nick Hill

DEPTH ft BGS	STRATIGRAPHIC DESCRIPTION & REMARKS	DEPTH ft BGS	BACKFILL DETAILS	SAMPLE NUMBER	SAMPLE INTERVAL	SAMPLE REC (%)	SAMPLE 'N' VALUE	SAMPLE PID (ppm)
	ASPHALT and fill	0.20						
	CH-CLAY, with silt, firm, high plasticity, dark brown, moist			1				1.1
2	- silty, wet at 2.2ft BGS		BENTONITE					
	- rocky at 2.8ft BGS							
	- sandy, silty clay, low plasticity, moist at 2.9ft BGS							2.3
4								
	END OF BOREHOLE @ 5.0ft BGS	5.00						
6								
8								
10								
12								
14								
16								
18								

NOTES: MEASURING POINT ELEVATIONS MAY CHANGE; REFER TO CURRENT ELEVATION TABLE

CHEMICAL ANALYSIS (1)

OVERBURDEN LOG 17324-T06-AOI31-SC.GPJ CRA_CORP.GDT 4/26/11

STRATIGRAPHIC AND INSTRUMENTATION LOG (OVERBURDEN)

PROJECT NAME: FORMER GM MANUAL TRANSMISSIONS OF MUNCIE
BOREHOLE DESIGNATION: L-1
PROJECT NUMBER: 17324
DATE COMPLETED: November 17, 2008
CLIENT: GENERAL MOTORS CORPORATION
DRILLING METHOD: Direct Push Technology
LOCATION: MUNCIE, INDIANA
FIELD PERSONNEL: Joe Phillips

DEPTH ft BGS	STRATIGRAPHIC DESCRIPTION & REMARKS	DEPTH ft BGS	BACKFILL DETAILS	SAMPLE NUMBER	SAMPLE INTERVAL	SAMPLE REC (%)	SAMPLE 'N' VALUE	SAMPLE PID (ppm)
	ASPHALT and fill							0
	CH-CLAY, firm, high plasticity, dark brown, moist	1.00		1				0
2	- dark gray at 1.7ft BGS		BENTONITE					
4								0
	END OF BOREHOLE @ 5.0ft BGS	5.00						
6								
8								
10								
12								
14								
16								
18								

NOTES: MEASURING POINT ELEVATIONS MAY CHANGE; REFER TO CURRENT ELEVATION TABLE

CHEMICAL ANALYSIS (1)

OVERBURDEN LOG 17324-T06-AOI31-SC.GPJ CRA_CORP.GDT 4/26/11

STRATIGRAPHIC AND INSTRUMENTATION LOG (OVERBURDEN)

PROJECT NAME: FORMER GM MANUAL TRANSMISSIONS OF MUNCIE
BOREHOLE DESIGNATION: L-2

PROJECT NUMBER: 17324
DATE COMPLETED: November 17, 2008

CLIENT: GENERAL MOTORS CORPORATION
DRILLING METHOD: Direct Push Technology

LOCATION: MUNCIE, INDIANA
FIELD PERSONNEL: Joe Phillips

DEPTH ft BGS	STRATIGRAPHIC DESCRIPTION & REMARKS	DEPTH ft BGS	BACKFILL DETAILS	SAMPLE NUMBER	SAMPLE INTERVAL	SAMPLE REC (%)	SAMPLE 'N' VALUE	SAMPLE PID (ppm)
	ASPHALT and fill							0
	CH-CLAY, firm, high plasticity, dark brown, moist, with coarse sand	0.80		3				0
2	- sand seam, loose, brown, dry with medium gravel at 2.1ft BGS		BENTONITE					
4								0
	END OF BOREHOLE @ 5.0ft BGS	5.00						
6								
8								
10								
12								
14								
16								
18								

NOTES: MEASURING POINT ELEVATIONS MAY CHANGE; REFER TO CURRENT ELEVATION TABLE

CHEMICAL ANALYSIS (3)

OVERBURDEN LOG 17324-T06-AOI31-SC.GPJ CRA_CORP.GDT 4/26/11

STRATIGRAPHIC AND INSTRUMENTATION LOG (OVERBURDEN)

PROJECT NAME: FORMER GM MANUAL TRANSMISSIONS OF MUNCIE
BOREHOLE DESIGNATION: L-3
PROJECT NUMBER: 17324
DATE COMPLETED: November 18, 2008
CLIENT: GENERAL MOTORS CORPORATION
DRILLING METHOD: Direct Push Technology
LOCATION: MUNCIE, INDIANA
FIELD PERSONNEL: Joe Phillips

DEPTH ft BGS	STRATIGRAPHIC DESCRIPTION & REMARKS	DEPTH ft BGS	BACKFILL DETAILS	SAMPLE NUMBER	SAMPLE INTERVAL	SAMPLE REC (%)	SAMPLE 'N' VALUE	SAMPLE PID (ppm)
0	ASPHALT and fill			10				0.1
	SM-SILTY SAND, compact, no plasticity, medium to coarse, black, moist	1.00		12				0
2	CH-CLAY, firm, high plasticity, gray, moist	2.00	BENTONITE					
4								0
	END OF BOREHOLE @ 5.0ft BGS	5.00						
6								
8								
10								
12								
14								
16								
18								

NOTES: MEASURING POINT ELEVATIONS MAY CHANGE; REFER TO CURRENT ELEVATION TABLE

CHEMICAL ANALYSIS (10)

OVERBURDEN LOG 17324-T06-AOI31-SC.GPJ CRA_CORP.GDT 4/26/11

STRATIGRAPHIC AND INSTRUMENTATION LOG (OVERBURDEN)

PROJECT NAME: FORMER GM MANUAL TRANSMISSIONS OF MUNCIE
BOREHOLE DESIGNATION: LL-1
PROJECT NUMBER: 17324
DATE COMPLETED: November 19, 2008
CLIENT: GENERAL MOTORS CORPORATION
DRILLING METHOD: Direct Push Technology
LOCATION: MUNCIE, INDIANA
FIELD PERSONNEL: Joe Phillips

DEPTH ft BGS	STRATIGRAPHIC DESCRIPTION & REMARKS	DEPTH ft BGS	BACKFILL DETAILS	SAMPLE NUMBER	SAMPLE INTERVAL	SAMPLE REC (%)	SAMPLE 'N' VALUE	SAMPLE PID (ppm)
0	ASPHALT and fill							0
	CH-CLAY, firm, high plasticity, brown, moist, iron staining, vertical fractures	1.20	BENTONITE	34				0.1
2								0.1
4								
	END OF BOREHOLE @ 5.0ft BGS	5.00						
6								
8								
10								
12								
14								
16								
18								

NOTES: MEASURING POINT ELEVATIONS MAY CHANGE; REFER TO CURRENT ELEVATION TABLE

CHEMICAL ANALYSIS (34)

OVERBURDEN LOG 17324-T06-AOI31-SC.GPJ CRA_CORP.GDT 4/26/11

STRATIGRAPHIC AND INSTRUMENTATION LOG (OVERBURDEN)

PROJECT NAME: FORMER GM MANUAL TRANSMISSIONS OF MUNCIE
BOREHOLE DESIGNATION: LL-2
PROJECT NUMBER: 17324
DATE COMPLETED: November 19, 2008
CLIENT: GENERAL MOTORS CORPORATION
DRILLING METHOD: Direct Push Technology
LOCATION: MUNCIE, INDIANA
FIELD PERSONNEL: Joe Phillips

DEPTH ft BGS	STRATIGRAPHIC DESCRIPTION & REMARKS	DEPTH ft BGS	BACKFILL DETAILS	SAMPLE NUMBER	SAMPLE INTERVAL	SAMPLE REC (%)	SAMPLE 'N' VALUE	SAMPLE PID (ppm)
0	ASPHALT and fill							0
	CH-CLAY, firm high plasticity, brown, moist, iron staining, vertical fractures	1.20	BENTONITE	34				0
2								
4								0.1
	END OF BOREHOLE @ 5.0ft BGS	5.00						
6								
8								
10								
12								
14								
16								
18								

NOTES: MEASURING POINT ELEVATIONS MAY CHANGE; REFER TO CURRENT ELEVATION TABLE

CHEMICAL ANALYSIS (34)

OVERBURDEN LOG 17324-T06-AOI31-SC.GPJ CRA_CORP.GDT 4/26/11

STRATIGRAPHIC AND INSTRUMENTATION LOG (OVERBURDEN)

PROJECT NAME: FORMER GM MANUAL TRANSMISSIONS OF MUNCIE
BOREHOLE DESIGNATION: LL-3
PROJECT NUMBER: 17324
DATE COMPLETED: November 19, 2008
CLIENT: GENERAL MOTORS CORPORATION
DRILLING METHOD: Direct Push Technology
LOCATION: MUNCIE, INDIANA
FIELD PERSONNEL: Joe Phillips

DEPTH ft BGS	STRATIGRAPHIC DESCRIPTION & REMARKS	DEPTH ft BGS	BACKFILL DETAILS	SAMPLE NUMBER	SAMPLE INTERVAL	SAMPLE REC (%)	SAMPLE 'N' VALUE	SAMPLE PID (ppm)
	ASPHALT and fill							0.1
	CH-CLAY, firm, high plasticity, grayish brown, moist, trace coarse sand with fine gravel	1.20	BENTONITE	32				0.1
2								
4								0
	END OF BOREHOLE @ 5.0ft BGS	5.00						
6								
8								
10								
12								
14								
16								
18								

NOTES: MEASURING POINT ELEVATIONS MAY CHANGE; REFER TO CURRENT ELEVATION TABLE

CHEMICAL ANALYSIS (32)

OVERBURDEN LOG 17324-T06-AOI31-SC.GPJ CRA_CORP.GDT 4/26/11

STRATIGRAPHIC AND INSTRUMENTATION LOG
(OVERBURDEN)

PROJECT NAME: FORMER GM MANUAL TRANSMISSIONS OF MUNCIE
BOREHOLE DESIGNATION: LL-4

PROJECT NUMBER: 17324
DATE COMPLETED: November 19, 2008

CLIENT: GENERAL MOTORS CORPORATION
DRILLING METHOD: Direct Push Technology

LOCATION: MUNCIE, INDIANA
FIELD PERSONNEL: Joe Phillips

DEPTH ft BGS	STRATIGRAPHIC DESCRIPTION & REMARKS	DEPTH ft BGS	BACKFILL DETAILS	SAMPLE NUMBER	SAMPLE INTERVAL	SAMPLE REC (%)	SAMPLE 'N' VALUE	SAMPLE PID (ppm)
	ASPHALT and fill			31				0
	CH-CLAY, firm, high plasticity, brown, moist	0.90		32				0
2			BENTONITE					0
4								
	END OF BOREHOLE @ 5.0ft BGS	5.00						
6								
8								
10								
12								
14								
16								
18								

NOTES: MEASURING POINT ELEVATIONS MAY CHANGE; REFER TO CURRENT ELEVATION TABLE

CHEMICAL ANALYSIS (31)

OVERBURDEN LOG 17324-T06-AOI31-SC.GPJ CRA_CORP.GDT 4/26/11

STRATIGRAPHIC AND INSTRUMENTATION LOG (OVERBURDEN)

PROJECT NAME: FORMER GM MANUAL TRANSMISSIONS OF MUNCIE
BOREHOLE DESIGNATION: LL-5

PROJECT NUMBER: 17324
DATE COMPLETED: November 19, 2008

CLIENT: GENERAL MOTORS CORPORATION
DRILLING METHOD: Direct Push Technology

LOCATION: MUNCIE, INDIANA
FIELD PERSONNEL: Joe Phillips

DEPTH ft BGS	STRATIGRAPHIC DESCRIPTION & REMARKS	DEPTH ft BGS	BACKFILL DETAILS	SAMPLE NUMBER	SAMPLE INTERVAL	SAMPLE REC (%)	SAMPLE 'N' VALUE	SAMPLE PID (ppm)
0	ASPHALT and fill	0.60						0
	CH-CLAY, firm, high plasticity, reddish brown, moist, trace coarse sand			32				0
2			BENTONITE					
4								0
	END OF BOREHOLE @ 5.0ft BGS	5.00						
6								
8								
10								
12								
14								
16								
18								

NOTES: MEASURING POINT ELEVATIONS MAY CHANGE; REFER TO CURRENT ELEVATION TABLE

CHEMICAL ANALYSIS (32)

OVERBURDEN LOG 17324-T06-AOI31-SC.GPJ CRA_CORP.GDT 4/26/11

STRATIGRAPHIC AND INSTRUMENTATION LOG (OVERBURDEN)

PROJECT NAME: FORMER GM MANUAL TRANSMISSIONS OF MUNCIE
BOREHOLE DESIGNATION: LL-6

PROJECT NUMBER: 17324
DATE COMPLETED: November 19, 2008

CLIENT: GENERAL MOTORS CORPORATION
DRILLING METHOD: Direct Push Technology

LOCATION: MUNCIE, INDIANA
FIELD PERSONNEL: Joe Phillips

DEPTH ft BGS	STRATIGRAPHIC DESCRIPTION & REMARKS	DEPTH ft BGS	BACKFILL DETAILS	SAMPLE NUMBER	SAMPLE INTERVAL	SAMPLE REC (%)	SAMPLE 'N' VALUE	SAMPLE PID (ppm)
0	ASPHALT and fill	0.50						0
	CH-CLAY, firm, high plasticity, reddish brown, moist, trace fine gravel and coarse sand			32				0
2			BENTONITE					
4								0
	END OF BOREHOLE @ 5.0ft BGS	5.00						
6								
8								
10								
12								
14								
16								
18								

NOTES: MEASURING POINT ELEVATIONS MAY CHANGE; REFER TO CURRENT ELEVATION TABLE

CHEMICAL ANALYSIS (32)

OVERBURDEN LOG 17324-T06-AOI31-SC.GPJ CRA_CORP.GDT 4/26/11

STRATIGRAPHIC AND INSTRUMENTATION LOG (OVERBURDEN)

PROJECT NAME: FORMER GM MANUAL TRANSMISSIONS OF MUNCIE
BOREHOLE DESIGNATION: M-1
PROJECT NUMBER: 17324
DATE COMPLETED: November 17, 2008
CLIENT: GENERAL MOTORS CORPORATION
DRILLING METHOD: Direct Push Technology
LOCATION: MUNCIE, INDIANA
FIELD PERSONNEL: Joe Phillips

DEPTH ft BGS	STRATIGRAPHIC DESCRIPTION & REMARKS	DEPTH ft BGS	BACKFILL DETAILS	SAMPLE NUMBER	SAMPLE INTERVAL	SAMPLE REC (%)	SAMPLE 'N' VALUE	SAMPLE PID (ppm)
	ASPHALT and fill							0
	CH-CLAY, firm, high plasticity, dark brown, moist	1.20	BENTONITE	1				0
2								
4								0
	END OF BOREHOLE @ 5.0ft BGS	5.00						
6								
8								
10								
12								
14								
16								
18								

NOTES: MEASURING POINT ELEVATIONS MAY CHANGE; REFER TO CURRENT ELEVATION TABLE

CHEMICAL ANALYSIS (1)

OVERBURDEN LOG 17324-T06-AOI31-SC.GPJ CRA_CORP.GDT 4/26/11

STRATIGRAPHIC AND INSTRUMENTATION LOG
(OVERBURDEN)

PROJECT NAME: FORMER GM MANUAL TRANSMISSIONS OF MUNCIE
BOREHOLE DESIGNATION: M-2
PROJECT NUMBER: 17324
DATE COMPLETED: November 17, 2008
CLIENT: GENERAL MOTORS CORPORATION
DRILLING METHOD: Direct Push Technology
LOCATION: MUNCIE, INDIANA
FIELD PERSONNEL: Joe Phillips

DEPTH ft BGS	STRATIGRAPHIC DESCRIPTION & REMARKS	DEPTH ft BGS	BACKFILL DETAILS	SAMPLE NUMBER	SAMPLE INTERVAL	SAMPLE REC (%)	SAMPLE 'N' VALUE	SAMPLE PID (ppm)
	ASPHALT and fill	0.70						0
	SM-SILTY SAND, compact, medium to coarse, low plasticity, black, moist	1.70		3				0
2	CH-CLAY, firm, high plasticity, dark gray, moist		BENTONITE					
4								0.2
	END OF BOREHOLE @ 5.0ft BGS	5.00						
6								
8								
10								
12								
14								
16								
18								

NOTES: MEASURING POINT ELEVATIONS MAY CHANGE; REFER TO CURRENT ELEVATION TABLE

CHEMICAL ANALYSIS (3)

OVERBURDEN LOG 17324-T06-AOI31-SC.GPJ CRA_CORP.GDT 4/26/11

STRATIGRAPHIC AND INSTRUMENTATION LOG (OVERBURDEN)

PROJECT NAME: FORMER GM MANUAL TRANSMISSIONS OF MUNCIE
BOREHOLE DESIGNATION: M-3
PROJECT NUMBER: 17324
DATE COMPLETED: November 18, 2008
CLIENT: GENERAL MOTORS CORPORATION
DRILLING METHOD: Direct Push Technology
LOCATION: MUNCIE, INDIANA
FIELD PERSONNEL: Joe Phillips

DEPTH ft BGS	STRATIGRAPHIC DESCRIPTION & REMARKS	DEPTH ft BGS	BACKFILL DETAILS	SAMPLE NUMBER	SAMPLE INTERVAL	SAMPLE REC (%)	SAMPLE 'N' VALUE	SAMPLE PID (ppm)
0	ASPHALT and fill			9				0
	SM-SILTY SAND, compact, medium coarse, no plasticity, brown, moist with trace coarse sand	1.00		12				0
2	CH-CLAY firm, high plasticity, brown, moist, with trace coarse sand	2.20	BENTONITE					
4								0
	END OF BOREHOLE @ 5.0ft BGS	5.00						
6								
8								
10								
12								
14								
16								
18								

NOTES: MEASURING POINT ELEVATIONS MAY CHANGE; REFER TO CURRENT ELEVATION TABLE

CHEMICAL ANALYSIS (9, 12)

OVERBURDEN LOG 17324-T06-AOI31-SC.GPJ CRA_CORP.GDT 4/26/11

STRATIGRAPHIC AND INSTRUMENTATION LOG (OVERBURDEN)

PROJECT NAME: FORMER GM MANUAL TRANSMISSIONS OF MUNCIE
BOREHOLE DESIGNATION: N-1
PROJECT NUMBER: 17324
DATE COMPLETED: November 17, 2008
CLIENT: GENERAL MOTORS CORPORATION
DRILLING METHOD: Direct Push Technology
LOCATION: MUNCIE, INDIANA
FIELD PERSONNEL: Joe Phillips

DEPTH ft BGS	STRATIGRAPHIC DESCRIPTION & REMARKS	DEPTH ft BGS	BACKFILL DETAILS	SAMPLE NUMBER	SAMPLE INTERVAL	SAMPLE REC (%)	SAMPLE 'N' VALUE	SAMPLE PID (ppm)
0	ASPHALT and fill							0
	CH-CLAY, firm, high plasticity, dark brown, moist, trace coarse sand	1.00		1				0
2			BENTONITE					
4								0
	END OF BOREHOLE @ 5.0ft BGS	5.00						
6								
8								
10								
12								
14								
16								
18								

NOTES: MEASURING POINT ELEVATIONS MAY CHANGE; REFER TO CURRENT ELEVATION TABLE

CHEMICAL ANALYSIS (1)

OVERBURDEN LOG 17324-T06-AOI31-SC.GPJ CRA_CORP.GDT 4/26/11

STRATIGRAPHIC AND INSTRUMENTATION LOG
(OVERBURDEN)

PROJECT NAME: FORMER GM MANUAL TRANSMISSIONS OF MUNCIE
BOREHOLE DESIGNATION: N-2
PROJECT NUMBER: 17324
DATE COMPLETED: November 17, 2008
CLIENT: GENERAL MOTORS CORPORATION
DRILLING METHOD: Direct Push Technology
LOCATION: MUNCIE, INDIANA
FIELD PERSONNEL: Joe Phillips

DEPTH ft BGS	STRATIGRAPHIC DESCRIPTION & REMARKS	DEPTH ft BGS	BACKFILL DETAILS	SAMPLE NUMBER	SAMPLE INTERVAL	SAMPLE REC (%)	SAMPLE 'N' VALUE	SAMPLE PID (ppm)
	ASPHALT and fill							0
	SM-SILTY SAND, compact, medium to coarse, no plasticity, black moist	0.90		3				0
2	CH-CLAY, firm, high plasticity, dark gray - brown at 2.0ft BGS	1.50	BENTONITE					
	- black at 3.1ft BGS							0
4								
	END OF BOREHOLE @ 5.0ft BGS	5.00						
6								
8								
10								
12								
14								
16								
18								

NOTES: MEASURING POINT ELEVATIONS MAY CHANGE; REFER TO CURRENT ELEVATION TABLE

CHEMICAL ANALYSIS (3)

OVERBURDEN LOG 17324-T06-AOI31-SC.GPJ CRA_CORP.GDT 4/26/11

STRATIGRAPHIC AND INSTRUMENTATION LOG (OVERBURDEN)

PROJECT NAME: FORMER GM MANUAL TRANSMISSIONS OF MUNCIE
BOREHOLE DESIGNATION: N-3
PROJECT NUMBER: 17324
DATE COMPLETED: November 17, 2008
CLIENT: GENERAL MOTORS CORPORATION
DRILLING METHOD: Direct Push Technology
LOCATION: MUNCIE, INDIANA
FIELD PERSONNEL: Joe Phillips

DEPTH ft BGS	STRATIGRAPHIC DESCRIPTION & REMARKS	DEPTH ft BGS	BACKFILL DETAILS	SAMPLE NUMBER	SAMPLE INTERVAL	SAMPLE REC (%)	SAMPLE 'N' VALUE	SAMPLE PID (ppm)
	ASPHALT and fill							0
	SM-SILTY SAND, compact, no plasticity, black, moist	1.00		8				0
2	CH-CLAY, firm, medium to high plasticity, gray, moist, swamp odor	2.40	BENTONITE					
4								0
	END OF BOREHOLE @ 5.0ft BGS	5.00						
6								
8								
10								
12								
14								
16								
18								

NOTES: MEASURING POINT ELEVATIONS MAY CHANGE; REFER TO CURRENT ELEVATION TABLE

CHEMICAL ANALYSIS (8)

OVERBURDEN LOG 17324-T06-AOI31-SC.GPJ CRA_CORP.GDT 4/26/11

STRATIGRAPHIC AND INSTRUMENTATION LOG (OVERBURDEN)

PROJECT NAME: FORMER GM MANUAL TRANSMISSIONS OF MUNCIE
BOREHOLE DESIGNATION: O-1
PROJECT NUMBER: 17324
DATE COMPLETED: November 17, 2008
CLIENT: GENERAL MOTORS CORPORATION
DRILLING METHOD: Direct Push Technology
LOCATION: MUNCIE, INDIANA
FIELD PERSONNEL: Joe Phillips

DEPTH ft BGS	STRATIGRAPHIC DESCRIPTION & REMARKS	DEPTH ft BGS	BACKFILL DETAILS	SAMPLE NUMBER	SAMPLE INTERVAL	SAMPLE REC (%)	SAMPLE 'N' VALUE	SAMPLE PID (ppm)
	ASPHALT							0
	FILL-Sand & brick	1.00		1				0
2	CH-CLAY, firm, high plasticity, dark brown, moist, with coarse sand	2.00	BENTONITE					
4								0
	END OF BOREHOLE @ 5.0ft BGS	5.00						
6								
8								
10								
12								
14								
16								
18								

NOTES: MEASURING POINT ELEVATIONS MAY CHANGE; REFER TO CURRENT ELEVATION TABLE

CHEMICAL ANALYSIS (1)

OVERBURDEN LOG 17324-T06-AOI31-SC.GPJ CRA_CORP.GDT 4/26/11

STRATIGRAPHIC AND INSTRUMENTATION LOG (OVERBURDEN)

PROJECT NAME: FORMER GM MANUAL TRANSMISSIONS OF MUNCIE
BOREHOLE DESIGNATION: O-2
PROJECT NUMBER: 17324
DATE COMPLETED: November 17, 2008
CLIENT: GENERAL MOTORS CORPORATION
DRILLING METHOD: Direct Push Technology
LOCATION: MUNCIE, INDIANA
FIELD PERSONNEL: Joe Phillips

DEPTH ft BGS	STRATIGRAPHIC DESCRIPTION & REMARKS	DEPTH ft BGS	BACKFILL DETAILS	SAMPLE NUMBER	SAMPLE INTERVAL	SAMPLE REC (%)	SAMPLE 'N' VALUE	SAMPLE PID (ppm)
	ASPHALT and fill							0.1
	SM-SILTY SAND, compact, no plasticity, medium to coarse, black, moist	1.20		3				0
2	CH-CLAY, firm, high plasticity, dark gray, black, moist	1.40	BENTONITE					
4								0.1
	END OF BOREHOLE @ 5.0ft BGS	5.00						
6								
8								
10								
12								
14								
16								
18								

NOTES: MEASURING POINT ELEVATIONS MAY CHANGE; REFER TO CURRENT ELEVATION TABLE

CHEMICAL ANALYSIS (3)

OVERBURDEN LOG 17324-T06-AOI31-SC.GPJ CRA_CORP.GDT 4/26/11

STRATIGRAPHIC AND INSTRUMENTATION LOG (OVERBURDEN)

PROJECT NAME: FORMER GM MANUAL TRANSMISSIONS OF MUNCIE
BOREHOLE DESIGNATION: O-3
PROJECT NUMBER: 17324
DATE COMPLETED: November 17, 2008
CLIENT: GENERAL MOTORS CORPORATION
DRILLING METHOD: Direct Push Technology
LOCATION: MUNCIE, INDIANA
FIELD PERSONNEL: Joe Phillips

DEPTH ft BGS	STRATIGRAPHIC DESCRIPTION & REMARKS	DEPTH ft BGS	BACKFILL DETAILS	SAMPLE NUMBER	SAMPLE INTERVAL	SAMPLE REC (%)	SAMPLE 'N' VALUE	SAMPLE PID (ppm)
	ASPHALT and fill			7				0
	SM-SILTY SAND, compact, medium to coarse, no plasticity, black, moist	1.20		8				0
2	CL-SILTY CLAY, stiff, low plasticity, brown, slightly moist - light brown, dry at 2.5ft BGS	1.80	BENTONITE					0
4								
	END OF BOREHOLE @ 5.0ft BGS	5.00						
6								
8								
10								
12								
14								
16								
18								

NOTES: MEASURING POINT ELEVATIONS MAY CHANGE; REFER TO CURRENT ELEVATION TABLE

CHEMICAL ANALYSIS (7)

OVERBURDEN LOG 17324-T06-AOI31-SC.GPJ CRA_CORP.GDT 4/26/11

STRATIGRAPHIC AND INSTRUMENTATION LOG
(OVERBURDEN)

PROJECT NAME: FORMER GM MANUAL TRANSMISSIONS OF MUNCIE
BOREHOLE DESIGNATION: P-1

PROJECT NUMBER: 17324
DATE COMPLETED: November 17, 2008

CLIENT: GENERAL MOTORS CORPORATION
DRILLING METHOD: Direct Push Technology

LOCATION: MUNCIE, INDIANA
FIELD PERSONNEL: Joe Phillips

DEPTH ft BGS	STRATIGRAPHIC DESCRIPTION & REMARKS	DEPTH ft BGS	BACKFILL DETAILS	SAMPLE NUMBER	SAMPLE INTERVAL	SAMPLE REC (%)	SAMPLE 'N' VALUE	SAMPLE PID (ppm)
0	ASPHALT and fill			4				0.1
	CH-CLAY, firm, high plasticity, brown, moist	1.10		6				0
2			BENTONITE					
4								0.1
	END OF BOREHOLE @ 5.0ft BGS	5.00						
6								
8								
10								
12								
14								
16								
18								

NOTES: MEASURING POINT ELEVATIONS MAY CHANGE; REFER TO CURRENT ELEVATION TABLE

CHEMICAL ANALYSIS (4)

OVERBURDEN LOG 17324-T06-AOI31-SC.GPJ CRA_CORP.GDT 4/26/11

STRATIGRAPHIC AND INSTRUMENTATION LOG (OVERBURDEN)

PROJECT NAME: FORMER GM MANUAL TRANSMISSIONS OF MUNCIE
BOREHOLE DESIGNATION: P-2
PROJECT NUMBER: 17324
DATE COMPLETED: November 17, 2008
CLIENT: GENERAL MOTORS CORPORATION
DRILLING METHOD: Direct Push Technology
LOCATION: MUNCIE, INDIANA
FIELD PERSONNEL: Joe Phillips

DEPTH ft BGS	STRATIGRAPHIC DESCRIPTION & REMARKS	DEPTH ft BGS	BACKFILL DETAILS	SAMPLE NUMBER	SAMPLE INTERVAL	SAMPLE REC (%)	SAMPLE 'N' VALUE	SAMPLE PID (ppm)
	ASPHALT and fill							0
	SM-SILTY SAND, compact, medium to coarse, no plasticity, black, moist	0.70		6				0.1
	CH-CLAY, firm, high plasticity, dark gray, moist	1.20	BENTONITE					
2								
4								0
	END OF BOREHOLE @ 5.0ft BGS	5.00						
6								
8								
10								
12								
14								
16								
18								

NOTES: MEASURING POINT ELEVATIONS MAY CHANGE; REFER TO CURRENT ELEVATION TABLE

CHEMICAL ANALYSIS (6)

OVERBURDEN LOG 17324-T06-AOI31-SC.GPJ CRA_CORP.GDT 4/26/11

STRATIGRAPHIC AND INSTRUMENTATION LOG (OVERBURDEN)

PROJECT NAME: FORMER GM MANUAL TRANSMISSIONS OF MUNCIE
BOREHOLE DESIGNATION: P-3
PROJECT NUMBER: 17324
DATE COMPLETED: November 17, 2008
CLIENT: GENERAL MOTORS CORPORATION
DRILLING METHOD: Direct Push Technology
LOCATION: MUNCIE, INDIANA
FIELD PERSONNEL: Joe Phillips

DEPTH ft BGS	STRATIGRAPHIC DESCRIPTION & REMARKS	DEPTH ft BGS	BACKFILL DETAILS	SAMPLE NUMBER	SAMPLE INTERVAL	SAMPLE REC (%)	SAMPLE 'N' VALUE	SAMPLE PID (ppm)
0	ASPHALT and fill	0.80						0.1
	CL-SILTY CLAY, stiff, low plasticity, light brown, slightly moist, trace fine gravel and sand			8				0
2	- dry at 2.3ft BGS		BENTONITE					
4								0
	END OF BOREHOLE @ 5.0ft BGS	5.00						
6								
8								
10								
12								
14								
16								
18								

NOTES: MEASURING POINT ELEVATIONS MAY CHANGE; REFER TO CURRENT ELEVATION TABLE

CHEMICAL ANALYSIS (8)

OVERBURDEN LOG 17324-T06-AOI31-SC.GPJ CRA_CORP.GDT 4/26/11

STRATIGRAPHIC AND INSTRUMENTATION LOG (OVERBURDEN)

PROJECT NAME: FORMER GM MANUAL TRANSMISSIONS OF MUNCIE
BOREHOLE DESIGNATION: Q-1
PROJECT NUMBER: 17324
DATE COMPLETED: November 17, 2008
CLIENT: GENERAL MOTORS CORPORATION
DRILLING METHOD: Direct Push Technology
LOCATION: MUNCIE, INDIANA
FIELD PERSONNEL: Joe Phillips

DEPTH ft BGS	STRATIGRAPHIC DESCRIPTION & REMARKS	DEPTH ft BGS	BACKFILL DETAILS	SAMPLE NUMBER	SAMPLE INTERVAL	SAMPLE REC (%)	SAMPLE 'N' VALUE	SAMPLE PID (ppm)
0	ASPHALT and fill			6				0
2	CH-CLAY, firm, high plasticity, dark gray/black	2.50	BENTONITE					0
4								0
	END OF BOREHOLE @ 5.0ft BGS	5.00						
6								
8								
10								
12								
14								
16								
18								

NOTES: MEASURING POINT ELEVATIONS MAY CHANGE; REFER TO CURRENT ELEVATION TABLE

CHEMICAL ANALYSIS (6)

OVERBURDEN LOG 17324-T06-AOI31-SC.GPJ CRA_CORP.GDT 4/26/11

STRATIGRAPHIC AND INSTRUMENTATION LOG
(OVERBURDEN)

PROJECT NAME: FORMER GM MANUAL TRANSMISSIONS OF MUNCIE
BOREHOLE DESIGNATION: Q-2
PROJECT NUMBER: 17324
DATE COMPLETED: November 17, 2008
CLIENT: GENERAL MOTORS CORPORATION
DRILLING METHOD: Direct Push Technology
LOCATION: MUNCIE, INDIANA
FIELD PERSONNEL: Joe Phillips

DEPTH ft BGS	STRATIGRAPHIC DESCRIPTION & REMARKS	DEPTH ft BGS	BACKFILL DETAILS	SAMPLE NUMBER	SAMPLE INTERVAL	SAMPLE REC (%)	SAMPLE 'N' VALUE	SAMPLE PID (ppm)
	ASPHALT and fill			5				0
	CH-CLAY, firm, high plasticity, brown, moist	1.20		6				0
2			BENTONITE					
4								0
	END OF BOREHOLE @ 5.0ft BGS	5.00						
6								
8								
10								
12								
14								
16								
18								

NOTES: MEASURING POINT ELEVATIONS MAY CHANGE; REFER TO CURRENT ELEVATION TABLE

CHEMICAL ANALYSIS ( )

OVERBURDEN LOG 17324-T06-AOI31-SC.GPJ CRA_CORP.GDT 4/26/11

STRATIGRAPHIC AND INSTRUMENTATION LOG (OVERBURDEN)

PROJECT NAME: FORMER GM MANUAL TRANSMISSIONS OF MUNCIE
BOREHOLE DESIGNATION: Q-3
PROJECT NUMBER: 17324
DATE COMPLETED: November 17, 2008
CLIENT: GENERAL MOTORS CORPORATION
DRILLING METHOD: Direct Push Technology
LOCATION: MUNCIE, INDIANA
FIELD PERSONNEL: Joe Phillips

DEPTH ft BGS	STRATIGRAPHIC DESCRIPTION & REMARKS	DEPTH ft BGS	BACKFILL DETAILS	SAMPLE NUMBER	SAMPLE INTERVAL	SAMPLE REC (%)	SAMPLE 'N' VALUE	SAMPLE PID (ppm)
0	ASPHALT and fill							0
	CL-SILTY CLAY, stiff, low plasticity, light brown, slightly moist	1.30	BENTONITE	8				0.1
2								
	- dry at 3.4ft BGS							0
4								
	END OF BOREHOLE @ 5.0ft BGS	5.00						
6								
8								
10								
12								
14								
16								
18								

NOTES: MEASURING POINT ELEVATIONS MAY CHANGE; REFER TO CURRENT ELEVATION TABLE

CHEMICAL ANALYSIS (8)

OVERBURDEN LOG 17324-T06-AOI31-SC.GPJ CRA_CORP.GDT 4/26/11

STRATIGRAPHIC AND INSTRUMENTATION LOG (OVERBURDEN)

PROJECT NAME: FORMER GM MANUAL TRANSMISSIONS OF MUNCIE
BOREHOLE DESIGNATION: R-1

PROJECT NUMBER: 17324
DATE COMPLETED: November 20, 2008

CLIENT: GENERAL MOTORS CORPORATION
DRILLING METHOD: Direct Push Technology

LOCATION: MUNCIE, INDIANA
FIELD PERSONNEL: Nick Hill

DEPTH ft BGS	STRATIGRAPHIC DESCRIPTION & REMARKS	DEPTH ft BGS	BACKFILL DETAILS	SAMPLE NUMBER	SAMPLE INTERVAL	SAMPLE REC (%)	SAMPLE 'N' VALUE	SAMPLE PID (ppm)
0	ASPHALT and fill	0.40						
	CH-CLAY with sand, high plasticity, dark gray, moist, oxidized, trace gravel			31				0
2	- silty, low plasticity, light brown/gray at 1.0ft BGS		BENTONITE					
4								0
	END OF BOREHOLE @ 5.0ft BGS	5.00						
6								
8								
10								
12								
14								
16								
18								

NOTES: MEASURING POINT ELEVATIONS MAY CHANGE; REFER TO CURRENT ELEVATION TABLE

CHEMICAL ANALYSIS (31)

OVERBURDEN LOG 17324-T06-AOI31-SC.GPJ CRA_CORP.GDT 4/26/11

STRATIGRAPHIC AND INSTRUMENTATION LOG (OVERBURDEN)

PROJECT NAME: FORMER GM MANUAL TRANSMISSIONS OF MUNCIE
BOREHOLE DESIGNATION: R-2
PROJECT NUMBER: 17324
DATE COMPLETED: November 20, 2008
CLIENT: GENERAL MOTORS CORPORATION
DRILLING METHOD: Direct Push Technology
LOCATION: MUNCIE, INDIANA
FIELD PERSONNEL: Nick Hill

DEPTH ft BGS	STRATIGRAPHIC DESCRIPTION & REMARKS	DEPTH ft BGS	BACKFILL DETAILS	SAMPLE NUMBER	SAMPLE INTERVAL	SAMPLE REC (%)	SAMPLE 'N' VALUE	SAMPLE PID (ppm)
	ASPHALT and fill	0.40						
	CH-CLAY with sand, firm, high plasticity, dark gray, moist, oxidized, trace gravel			31				0
2	- brown at 1.9ft BGS							
	- with gravel, sandy, light brown at 2.5ft BGS		BENTONITE					0
4								
	END OF BOREHOLE @ 5.0ft BGS	5.00						
6								
8								
10								
12								
14								
16								
18								

NOTES: MEASURING POINT ELEVATIONS MAY CHANGE; REFER TO CURRENT ELEVATION TABLE

CHEMICAL ANALYSIS (31)

OVERBURDEN LOG 17324-T06-AOI31-SC.GPJ CRA_CORP.GDT 4/26/11

STRATIGRAPHIC AND INSTRUMENTATION LOG (OVERBURDEN)

PROJECT NAME: FORMER GM MANUAL TRANSMISSIONS OF MUNCIE
BOREHOLE DESIGNATION: R-3
PROJECT NUMBER: 17324
DATE COMPLETED: November 20, 2008
CLIENT: GENERAL MOTORS CORPORATION
DRILLING METHOD: Direct Push Technology
LOCATION: MUNCIE, INDIANA
FIELD PERSONNEL: Nick Hill

DEPTH ft BGS	STRATIGRAPHIC DESCRIPTION & REMARKS	DEPTH ft BGS	BACKFILL DETAILS	SAMPLE NUMBER	SAMPLE INTERVAL	SAMPLE REC (%)	SAMPLE 'N' VALUE	SAMPLE PID (ppm)
0	ASPHALT and fill	0.20		30				0
	CH-CLAY with sand, firm, high plasticity, light brown/gray, moist, trace gravel			31				
2			BENTONITE					
4								0
	END OF BOREHOLE @ 5.0ft BGS	5.00						
6								
8								
10								
12								
14								
16								
18								

NOTES: MEASURING POINT ELEVATIONS MAY CHANGE; REFER TO CURRENT ELEVATION TABLE

CHEMICAL ANALYSIS (30)

OVERBURDEN LOG 17324-T06-AOI31-SC.GPJ CRA_CORP.GDT 4/26/11

STRATIGRAPHIC AND INSTRUMENTATION LOG (OVERBURDEN)

PROJECT NAME: FORMER GM MANUAL TRANSMISSIONS OF MUNCIE
BOREHOLE DESIGNATION: R-4
PROJECT NUMBER: 17324
DATE COMPLETED: November 20, 2008
CLIENT: GENERAL MOTORS CORPORATION
DRILLING METHOD: Direct Push Technology
LOCATION: MUNCIE, INDIANA
FIELD PERSONNEL: Nick Hill

DEPTH ft BGS	STRATIGRAPHIC DESCRIPTION & REMARKS	DEPTH ft BGS	BACKFILL DETAILS	SAMPLE NUMBER	SAMPLE INTERVAL	SAMPLE REC (%)	SAMPLE 'N' VALUE	SAMPLE PID (ppm)
0	ASPHALT and fill	0.20						
	CH-CLAY with sand, firm, high plasticity, dark brown, moist			31				0
2	- silty, low plasticity at 2.0ft BGS		BENTONITE					
4								0
	END OF BOREHOLE @ 5.0ft BGS	5.00						
6								
8								
10								
12								
14								
16								
18								

NOTES: MEASURING POINT ELEVATIONS MAY CHANGE; REFER TO CURRENT ELEVATION TABLE

CHEMICAL ANALYSIS (31)

OVERBURDEN LOG 17324-T06-AOI31-SC.GPJ CRA_CORP.GDT 4/26/11

STRATIGRAPHIC AND INSTRUMENTATION LOG (OVERBURDEN)

PROJECT NAME: FORMER GM MANUAL TRANSMISSIONS OF MUNCIE
BOREHOLE DESIGNATION: S-1
PROJECT NUMBER: 17324
DATE COMPLETED: November 20, 2008
CLIENT: GENERAL MOTORS CORPORATION
DRILLING METHOD: Direct Push Technology
LOCATION: MUNCIE, INDIANA
FIELD PERSONNEL: Nick Hill

DEPTH ft BGS	STRATIGRAPHIC DESCRIPTION & REMARKS	DEPTH ft BGS	BACKFILL DETAILS	SAMPLE NUMBER	SAMPLE INTERVAL	SAMPLE REC (%)	SAMPLE 'N' VALUE	SAMPLE PID (ppm)
	ASPHALT and fill	0.20		28				0
	CH-CLAY with sand, firm, high plasticity, dark greenish/gray, moist, slight organic odor	0.50		29				
2	- dark brown at 2.1ft BGS		BENTONITE					0
4	- sandy, soft, wet at 3.8ft BGS							
	END OF BOREHOLE @ 5.0ft BGS							
6								
8								
10								
12								
14								
16								
18								

NOTES: MEASURING POINT ELEVATIONS MAY CHANGE; REFER TO CURRENT ELEVATION TABLE

CHEMICAL ANALYSIS (28)

OVERBURDEN LOG 17324-T06-AOI31-SC.GPJ CRA_CORP.GDT 4/26/11

STRATIGRAPHIC AND INSTRUMENTATION LOG
(OVERBURDEN)

PROJECT NAME: FORMER GM MANUAL TRANSMISSIONS OF MUNCIE
BOREHOLE DESIGNATION: S-2

PROJECT NUMBER: 17324
DATE COMPLETED: November 20, 2008

CLIENT: GENERAL MOTORS CORPORATION
DRILLING METHOD: Direct Push Technology

LOCATION: MUNCIE, INDIANA
FIELD PERSONNEL: Nick Hill

DEPTH ft BGS	STRATIGRAPHIC DESCRIPTION & REMARKS	DEPTH ft BGS	BACKFILL DETAILS	SAMPLE NUMBER	SAMPLE INTERVAL	SAMPLE REC (%)	SAMPLE 'N' VALUE	SAMPLE PID (ppm)
	ASPHALT and fill	0.50						
	CH-CLAY with sand, firm, high plasticity, dark gray, moist, oxidized			29				0
2	- trace, gravel, reddish brown/gray at 2.1ft BGS		BENTONITE					
4								0
	END OF BOREHOLE @ 5.0ft BGS	5.00						
6								
8								
10								
12								
14								
16								
18								

NOTES: MEASURING POINT ELEVATIONS MAY CHANGE; REFER TO CURRENT ELEVATION TABLE

CHEMICAL ANALYSIS (29)

OVERBURDEN LOG 17324-T06-AOI31-SC.GPJ CRA_CORP.GDT 4/26/11

STRATIGRAPHIC AND INSTRUMENTATION LOG (OVERBURDEN)

PROJECT NAME: FORMER GM MANUAL TRANSMISSIONS OF MUNCIE
BOREHOLE DESIGNATION: S-3
PROJECT NUMBER: 17324
DATE COMPLETED: November 20, 2008
CLIENT: GENERAL MOTORS CORPORATION
DRILLING METHOD: Direct Push Technology
LOCATION: MUNCIE, INDIANA
FIELD PERSONNEL: Nick Hill

DEPTH ft BGS	STRATIGRAPHIC DESCRIPTION & REMARKS	DEPTH ft BGS	BACKFILL DETAILS	SAMPLE NUMBER	SAMPLE INTERVAL	SAMPLE REC (%)	SAMPLE 'N' VALUE	SAMPLE PID (ppm)
	ASPHALT and fill	0.20						
	CH-CLAY with sand, firm, high plasticity, dark brown/gray, moist, oxidized			29				0
2	- silty, low plasticity, light brown, gray at 2.0ft BGS		BENTONITE					
4								0
	END OF BOREHOLE @ 5.0ft BGS	5.00						
6								
8								
10								
12								
14								
16								
18								

NOTES: MEASURING POINT ELEVATIONS MAY CHANGE; REFER TO CURRENT ELEVATION TABLE

CHEMICAL ANALYSIS (29)

OVERBURDEN LOG 17324-T06-AOI31-SC.GPJ CRA_CORP.GDT 4/26/11

STRATIGRAPHIC AND INSTRUMENTATION LOG (OVERBURDEN)

PROJECT NAME: FORMER GM MANUAL TRANSMISSIONS OF MUNCIE
BOREHOLE DESIGNATION: S-4
PROJECT NUMBER: 17324
DATE COMPLETED: November 20, 2008
CLIENT: GENERAL MOTORS CORPORATION
DRILLING METHOD: Direct Push Technology
LOCATION: MUNCIE, INDIANA
FIELD PERSONNEL: Nick Hill

DEPTH ft BGS	STRATIGRAPHIC DESCRIPTION & REMARKS	DEPTH ft BGS	BACKFILL DETAILS	SAMPLE NUMBER	SAMPLE INTERVAL	SAMPLE REC (%)	SAMPLE 'N' VALUE	SAMPLE PID (ppm)
0	ASPHALT and fill	0.40						
	CH-CLAY with silt, firm, medium plasticity, brown, dry			29				0
2			BENTONITE					
4								0
	END OF BOREHOLE @ 5.0ft BGS	5.00						
6								
8								
10								
12								
14								
16								
18								

NOTES: MEASURING POINT ELEVATIONS MAY CHANGE; REFER TO CURRENT ELEVATION TABLE

CHEMICAL ANALYSIS (29)

OVERBURDEN LOG 17324-T06-AOI31-SC.GPJ CRA_CORP.GDT 4/26/11

STRATIGRAPHIC AND INSTRUMENTATION LOG
(OVERBURDEN)

PROJECT NAME: FORMER GM MANUAL TRANSMISSIONS OF MUNCIE
BOREHOLE DESIGNATION: T-1

PROJECT NUMBER: 17324
DATE COMPLETED: November 20, 2008

CLIENT: GENERAL MOTORS CORPORATION
DRILLING METHOD: Direct Push Technology

LOCATION: MUNCIE, INDIANA
FIELD PERSONNEL: Nick Hill

DEPTH ft BGS	STRATIGRAPHIC DESCRIPTION & REMARKS	DEPTH ft BGS	BACKFILL DETAILS	SAMPLE NUMBER	SAMPLE INTERVAL	SAMPLE REC (%)	SAMPLE 'N' VALUE	SAMPLE PID (ppm)
	ASPHALT and fill	0.20						
	CH-CLAY with sand, firm, high plasticity, dark gray, moist, oxidized			27				0
2	- sandy, soft, wet at 1.9ft BGS							
	- silty, firm, low plasticity, light brown/gray, dry at 2.5ft BGS		BENTONITE					0
4								
	END OF BOREHOLE @ 5.0ft BGS	5.00						
6								
8								
10								
12								
14								
16								
18								

NOTES: MEASURING POINT ELEVATIONS MAY CHANGE; REFER TO CURRENT ELEVATION TABLE

CHEMICAL ANALYSIS (27)

OVERBURDEN LOG 17324-T06-AOI31-SC.GPJ CRA_CORP.GDT 4/26/11

STRATIGRAPHIC AND INSTRUMENTATION LOG (OVERBURDEN)

PROJECT NAME: FORMER GM MANUAL TRANSMISSIONS OF MUNCIE
BOREHOLE DESIGNATION: T-2

PROJECT NUMBER: 17324
DATE COMPLETED: November 20, 2008

CLIENT: GENERAL MOTORS CORPORATION
DRILLING METHOD: Direct Push Technology

LOCATION: MUNCIE, INDIANA
FIELD PERSONNEL: Nick Hill

DEPTH ft BGS	STRATIGRAPHIC DESCRIPTION & REMARKS	DEPTH ft BGS	BACKFILL DETAILS	SAMPLE NUMBER	SAMPLE INTERVAL	SAMPLE REC (%)	SAMPLE 'N' VALUE	SAMPLE PID (ppm)
0	ASPHALT and fill	0.20						
	CH-CLAY with sand, firm, high plasticity, dark gray, moist, oxidized			27				0
2	- silty, low plasticity, light brown/gray, trace gravel at 1.9ft BGS		BENTONITE					
4								0
	END OF BOREHOLE @ 5.0ft BGS	5.00						
6								
8								
10								
12								
14								
16								
18								

NOTES: MEASURING POINT ELEVATIONS MAY CHANGE; REFER TO CURRENT ELEVATION TABLE

CHEMICAL ANALYSIS (27)

OVERBURDEN LOG 17324-T06-AOI31-SC.GPJ CRA_CORP.GDT 4/26/11

STRATIGRAPHIC AND INSTRUMENTATION LOG (OVERBURDEN)

PROJECT NAME: FORMER GM MANUAL TRANSMISSIONS OF MUNCIE
BOREHOLE DESIGNATION: T-3
PROJECT NUMBER: 17324
DATE COMPLETED: November 20, 2008
CLIENT: GENERAL MOTORS CORPORATION
DRILLING METHOD: Direct Push Technology
LOCATION: MUNCIE, INDIANA
FIELD PERSONNEL: Nick Hill

DEPTH ft BGS	STRATIGRAPHIC DESCRIPTION & REMARKS	DEPTH ft BGS	BACKFILL DETAILS	SAMPLE NUMBER	SAMPLE INTERVAL	SAMPLE REC (%)	SAMPLE 'N' VALUE	SAMPLE PID (ppm)
	ASPHALT and fill	0.20						
	CH-CLAY with silt and sand, firm, high plasticity, dark gray, moist, oxidized			27				0
2			BENTONITE					
	- silty, very soft, gray, wet at 3.1ft BGS							0
4								
	END OF BOREHOLE @ 5.0ft BGS	5.00						
6								
8								
10								
12								
14								
16								
18								

NOTES: MEASURING POINT ELEVATIONS MAY CHANGE; REFER TO CURRENT ELEVATION TABLE

CHEMICAL ANALYSIS (27)

OVERBURDEN LOG 17324-T06-AOI31-SC.GPJ CRA_CORP.GDT 4/26/11

STRATIGRAPHIC AND INSTRUMENTATION LOG (OVERBURDEN)

PROJECT NAME: FORMER GM MANUAL TRANSMISSIONS OF MUNCIE
BOREHOLE DESIGNATION: T-4
PROJECT NUMBER: 17324
DATE COMPLETED: November 20, 2008
CLIENT: GENERAL MOTORS CORPORATION
DRILLING METHOD: Direct Push Technology
LOCATION: MUNCIE, INDIANA
FIELD PERSONNEL: Nick Hill

DEPTH ft BGS	STRATIGRAPHIC DESCRIPTION & REMARKS	DEPTH ft BGS	BACKFILL DETAILS	SAMPLE NUMBER	SAMPLE INTERVAL	SAMPLE REC (%)	SAMPLE 'N' VALUE	SAMPLE PID (ppm)
	ASPHALT and fill	0.20		26				0
	CH-CLAY with silt and sand, firm, high plasticity, dark brown			27				
2	- silty, olive gray at 2.4ft BGS		BENTONITE					
	- reddish brown at 3.3ft BGS							0
4								
	END OF BOREHOLE @ 5.0ft BGS	5.00						
6								
8								
10								
12								
14								
16								
18								

NOTES: MEASURING POINT ELEVATIONS MAY CHANGE; REFER TO CURRENT ELEVATION TABLE

CHEMICAL ANALYSIS (oval)

OVERBURDEN LOG 17324-T06-AOI31-SC.GPJ CRA_CORP.GDT 4/26/11

STRATIGRAPHIC AND INSTRUMENTATION LOG (OVERBURDEN)

PROJECT NAME: FORMER GM MANUAL TRANSMISSIONS OF MUNCIE
BOREHOLE DESIGNATION: U-1
PROJECT NUMBER: 17324
DATE COMPLETED: November 20, 2008
CLIENT: GENERAL MOTORS CORPORATION
DRILLING METHOD: Direct Push Technology
LOCATION: MUNCIE, INDIANA
FIELD PERSONNEL: Nick Hill

DEPTH ft BGS	STRATIGRAPHIC DESCRIPTION & REMARKS	DEPTH ft BGS	BACKFILL DETAILS	SAMPLE NUMBER	SAMPLE INTERVAL	SAMPLE REC (%)	SAMPLE 'N' VALUE	SAMPLE PID (ppm)
	ASPHALT and fill	0.20						
	CH-SILTY CLAY with sand, stiff, high plasticity, dark brown, moist, trace gravel			25				0
2			BENTONITE					
	- soft, sandy, gray, wet at 3.1ft BGS							0
4	- stiff, brown, with sand at 3.9ft BGS							
	END OF BOREHOLE @ 5.0ft BGS	5.00						
6								
8								
10								
12								
14								
16								
18								

NOTES: MEASURING POINT ELEVATIONS MAY CHANGE; REFER TO CURRENT ELEVATION TABLE

CHEMICAL ANALYSIS (25)

OVERBURDEN LOG 17324-T06-AOI31-SC.GPJ CRA_CORP.GDT 4/26/11

STRATIGRAPHIC AND INSTRUMENTATION LOG (OVERBURDEN)

PROJECT NAME: FORMER GM MANUAL TRANSMISSIONS OF MUNCIE
BOREHOLE DESIGNATION: U-2
PROJECT NUMBER: 17324
DATE COMPLETED: November 20, 2008
CLIENT: GENERAL MOTORS CORPORATION
DRILLING METHOD: Direct Push Technology
LOCATION: MUNCIE, INDIANA
FIELD PERSONNEL: Nick Hill

DEPTH ft BGS	STRATIGRAPHIC DESCRIPTION & REMARKS	DEPTH ft BGS	BACKFILL DETAILS	SAMPLE NUMBER	SAMPLE INTERVAL	SAMPLE REC (%)	SAMPLE 'N' VALUE	SAMPLE PID (ppm)
	ASPHALT and fill	0.30		24				0
	CH-CLAY with silt and sand, firm, high plasticity, dark gray, greenish, moist, organic odor			25				
2	- very dark gray, saturated at 2.1ft BGS		BENTONITE					
	- firm, gravelly, moist at 2.9ft BGS							0
4								
	END OF BOREHOLE @ 5.0ft BGS	5.00						
6								
8								
10								
12								
14								
16								
18								

NOTES: MEASURING POINT ELEVATIONS MAY CHANGE; REFER TO CURRENT ELEVATION TABLE

CHEMICAL ANALYSIS (24)

OVERBURDEN LOG 17324-T06-AOI31-SC.GPJ CRA_CORP.GDT 4/26/11

STRATIGRAPHIC AND INSTRUMENTATION LOG (OVERBURDEN)

PROJECT NAME: FORMER GM MANUAL TRANSMISSIONS OF MUNCIE
BOREHOLE DESIGNATION: U-3
PROJECT NUMBER: 17324
DATE COMPLETED: November 20, 2008
CLIENT: GENERAL MOTORS CORPORATION
DRILLING METHOD: Direct Push Technology
LOCATION: MUNCIE, INDIANA
FIELD PERSONNEL: Nick Hill

DEPTH ft BGS	STRATIGRAPHIC DESCRIPTION & REMARKS	DEPTH ft BGS	BACKFILL DETAILS	SAMPLE NUMBER	SAMPLE INTERVAL	SAMPLE REC (%)	SAMPLE 'N' VALUE	SAMPLE PID (ppm)
	ASPHALT and fill	0.20						
	CH-CLAY with sand, firm, high plasticity, reddish brown, trace gravel, moist			25				0
2	- low plasticity, silty at 1.9ft BGS		BENTONITE					
4								0
	END OF BOREHOLE @ 5.0ft BGS	5.00						
6								
8								
10								
12								
14								
16								
18								

NOTES: MEASURING POINT ELEVATIONS MAY CHANGE; REFER TO CURRENT ELEVATION TABLE

CHEMICAL ANALYSIS (25)

OVERBURDEN LOG 17324-T06-AOI31-SC.GPJ CRA_CORP.GDT 4/26/11

STRATIGRAPHIC AND INSTRUMENTATION LOG (OVERBURDEN)

PROJECT NAME: FORMER GM MANUAL TRANSMISSIONS OF MUNCIE
BOREHOLE DESIGNATION: U-4
PROJECT NUMBER: 17324
DATE COMPLETED: November 20, 2008
CLIENT: GENERAL MOTORS CORPORATION
DRILLING METHOD: Direct Push Technology
LOCATION: MUNCIE, INDIANA
FIELD PERSONNEL: Nick Hill

DEPTH ft BGS	STRATIGRAPHIC DESCRIPTION & REMARKS	DEPTH ft BGS	BACKFILL DETAILS	SAMPLE NUMBER	SAMPLE INTERVAL	SAMPLE REC (%)	SAMPLE 'N' VALUE	SAMPLE PID (ppm)
	ASPHALT and fill	0.20						
	CH-CLAY with silt and sand, high plasticity, reddish brown, moist, trace gravel			25				0
	- silty, low plasticity at 1.3ft BGS							
2	- sandy, soft, wet at 1.9ft BGS							
	- silty, sandy, stiff, moist at 2.3ft BGS		BENTONITE					
4								0
	END OF BOREHOLE @ 5.0ft BGS	5.00						
6								
8								
10								
12								
14								
16								
18								

NOTES: MEASURING POINT ELEVATIONS MAY CHANGE; REFER TO CURRENT ELEVATION TABLE

CHEMICAL ANALYSIS (25)

OVERBURDEN LOG 17324-T06-AOI31-SC.GPJ CRA_CORP.GDT 4/26/11

STRATIGRAPHIC AND INSTRUMENTATION LOG (OVERBURDEN)

PROJECT NAME: FORMER GM MANUAL TRANSMISSIONS OF MUNCIE
BOREHOLE DESIGNATION: UU-1
PROJECT NUMBER: 17324
DATE COMPLETED: November 20, 2008
CLIENT: GENERAL MOTORS CORPORATION
DRILLING METHOD: Direct Push Technology
LOCATION: MUNCIE, INDIANA
FIELD PERSONNEL: Nick Hill

DEPTH ft BGS	STRATIGRAPHIC DESCRIPTION & REMARKS	DEPTH ft BGS	BACKFILL DETAILS	SAMPLE NUMBER	SAMPLE INTERVAL	SAMPLE REC (%)	SAMPLE 'N' VALUE	SAMPLE PID (ppm)
0	ASPHALT and fill	0.20						
	CH-CLAY, firm, high plasticity, dark brown, moist, iron-stained, trace sand			23				0
2	- soft, wet at 2.5ft BGS		BENTONITE					
4	- firm at 3.5ft BGS							0
	END OF BOREHOLE @ 5.0ft BGS	5.00						
6								
8								
10								
12								
14								
16								
18								

NOTES: MEASURING POINT ELEVATIONS MAY CHANGE; REFER TO CURRENT ELEVATION TABLE

CHEMICAL ANALYSIS (23)

OVERBURDEN LOG 17324-T06-AOI31-SC.GPJ CRA_CORP.GDT 4/26/11

STRATIGRAPHIC AND INSTRUMENTATION LOG
(OVERBURDEN)

PROJECT NAME: FORMER GM MANUAL TRANSMISSIONS OF MUNCIE
BOREHOLE DESIGNATION: UU-2

PROJECT NUMBER: 17324
DATE COMPLETED: November 20, 2008

CLIENT: GENERAL MOTORS CORPORATION
DRILLING METHOD: Direct Push Technology

LOCATION: MUNCIE, INDIANA
FIELD PERSONNEL: Nick Hill

DEPTH ft BGS	STRATIGRAPHIC DESCRIPTION & REMARKS	DEPTH ft BGS	BACKFILL DETAILS	SAMPLE NUMBER	SAMPLE INTERVAL	SAMPLE REC (%)	SAMPLE 'N' VALUE	SAMPLE PID (ppm)
	ASPHALT and fill	0.20						
	CH-CLAY with sand, firm, high plasticity, dark brown, moist, iron-stained	1.00		23				0
2	SW-SAND compact, fine grained, brown, moist - wet at 2.1ft BGS		BENTONITE					
	CH-CLAY, firm, high plasticity, dark gray/greenish, moist, trace sand, slight organic odor	2.90		21/22				0
4								
	END OF BOREHOLE @ 5.0ft BGS	5.00						
6								
8								
10								
12								
14								
16								
18								

NOTES: MEASURING POINT ELEVATIONS MAY CHANGE; REFER TO CURRENT ELEVATION TABLE

CHEMICAL ANALYSIS ( )

OVERBURDEN LOG 17324-T06-AOI31-SC.GPJ CRA_CORP.GDT 4/26/11

STRATIGRAPHIC AND INSTRUMENTATION LOG (OVERBURDEN)

PROJECT NAME: FORMER GM MANUAL TRANSMISSIONS OF MUNCIE
BOREHOLE DESIGNATION: UU-3
PROJECT NUMBER: 17324
DATE COMPLETED: November 20, 2008
CLIENT: GENERAL MOTORS CORPORATION
DRILLING METHOD: Direct Push Technology
LOCATION: MUNCIE, INDIANA
FIELD PERSONNEL: Nick Hill

DEPTH ft BGS	STRATIGRAPHIC DESCRIPTION & REMARKS	DEPTH ft BGS	BACKFILL DETAILS	SAMPLE NUMBER	SAMPLE INTERVAL	SAMPLE REC (%)	SAMPLE 'N' VALUE	SAMPLE PID (ppm)
0	ASPHALT and fill	0.20						
	CH-CLAY, firm, high plasticity, dark reddish brown, moist, trace sand			23				0
2	- trace gravel at 1.9ft BGS		BENTONITE					
4								0
	END OF BOREHOLE @ 5.0ft BGS	5.00						
6								
8								
10								
12								
14								
16								
18								

NOTES: MEASURING POINT ELEVATIONS MAY CHANGE; REFER TO CURRENT ELEVATION TABLE

CHEMICAL ANALYSIS (23)

OVERBURDEN LOG 17324-T06-AOI31-SC.GPJ CRA_CORP.GDT 4/26/11

STRATIGRAPHIC AND INSTRUMENTATION LOG (OVERBURDEN)

PROJECT NAME: FORMER GM MANUAL TRANSMISSIONS OF MUNCIE
BOREHOLE DESIGNATION: UU-4
PROJECT NUMBER: 17324
DATE COMPLETED: November 20, 2008
CLIENT: GENERAL MOTORS CORPORATION
DRILLING METHOD: Direct Push Technology
LOCATION: MUNCIE, INDIANA
FIELD PERSONNEL: Nick Hill

DEPTH ft BGS	STRATIGRAPHIC DESCRIPTION & REMARKS	DEPTH ft BGS	BACKFILL DETAILS	SAMPLE NUMBER	SAMPLE INTERVAL	SAMPLE REC (%)	SAMPLE 'N' VALUE	SAMPLE PID (ppm)
	ASPHALT and fill	0.40						
	CH-CLAY with sand and silt, firm, high plasticity, dark gray - brown/gray at 0.8ft BGS - trace gravel at 1.8ft BGS		BENTONITE	23				0 0
	END OF BOREHOLE @ 5.0ft BGS	5.00						

2
4
6
8
10
12
14
16
18

NOTES: MEASURING POINT ELEVATIONS MAY CHANGE; REFER TO CURRENT ELEVATION TABLE

CHEMICAL ANALYSIS (23)

OVERBURDEN LOG 17324-T06-AOI31-SC.GPJ CRA_CORP.GDT 4/26/11

STRATIGRAPHIC AND INSTRUMENTATION LOG
(OVERBURDEN)

PROJECT NAME: FORMER GM MANUAL TRANSMISSIONS OF MUNCIE
BOREHOLE DESIGNATION: V-1
PROJECT NUMBER: 17324
DATE COMPLETED: November 19, 2008
CLIENT: GENERAL MOTORS CORPORATION
DRILLING METHOD: Direct Push Technology
LOCATION: MUNCIE, INDIANA
FIELD PERSONNEL: Nick Hill

DEPTH ft BGS	STRATIGRAPHIC DESCRIPTION & REMARKS	DEPTH ft BGS	BACKFILL DETAILS	SAMPLE NUMBER	SAMPLE INTERVAL	SAMPLE REC (%)	SAMPLE 'N' VALUE	SAMPLE PID (ppm)
	ASPHALT and fill			8/9				0.1
2	CL- SILTY CLAY, with sand, firm, low plasticity, light brown, moist	2.00	BENTONITE					0.1
4	- rock at 4.0ft BGS							
	END OF BOREHOLE @ 5.0ft BGS	5.00						
6								
8								
10								
12								
14								
16								
18								

NOTES: MEASURING POINT ELEVATIONS MAY CHANGE; REFER TO CURRENT ELEVATION TABLE

CHEMICAL ANALYSIS (8/9)

OVERBURDEN LOG 17324-T06-AOI31-SC.GPJ CRA_CORP.GDT 4/26/11

STRATIGRAPHIC AND INSTRUMENTATION LOG
(OVERBURDEN)

PROJECT NAME: FORMER GM MANUAL TRANSMISSIONS OF MUNCIE
BOREHOLE DESIGNATION: V-2

PROJECT NUMBER: 17324
DATE COMPLETED: November 19, 2008

CLIENT: GENERAL MOTORS CORPORATION
DRILLING METHOD: Direct Push Technology

LOCATION: MUNCIE, INDIANA
FIELD PERSONNEL: Nick Hill

DEPTH ft BGS	STRATIGRAPHIC DESCRIPTION & REMARKS	DEPTH ft BGS	BACKFILL DETAILS	SAMPLE NUMBER	SAMPLE INTERVAL	SAMPLE REC (%)	SAMPLE 'N' VALUE	SAMPLE PID (ppm)
	ASPHALT and fill	0.50						
	CH-CLAY with silt and sand, high plasticity, light brown, moist, trace gravel			8/9				0
2			BENTONITE					
4								0
	END OF BOREHOLE @ 5.0ft BGS	5.00						
6								
8								
10								
12								
14								
16								
18								

NOTES: MEASURING POINT ELEVATIONS MAY CHANGE; REFER TO CURRENT ELEVATION TABLE

CHEMICAL ANALYSIS (8/9)

OVERBURDEN LOG 17324-T06-AOI31-SC.GPJ CRA_CORP.GDT 4/26/11

STRATIGRAPHIC AND INSTRUMENTATION LOG (OVERBURDEN)

PROJECT NAME: FORMER GM MANUAL TRANSMISSIONS OF MUNCIE
BOREHOLE DESIGNATION: V-3
PROJECT NUMBER: 17324
DATE COMPLETED: November 19, 2008
CLIENT: GENERAL MOTORS CORPORATION
DRILLING METHOD: Direct Push Technology
LOCATION: MUNCIE, INDIANA
FIELD PERSONNEL: Nick Hill

DEPTH ft BGS	STRATIGRAPHIC DESCRIPTION & REMARKS	DEPTH ft BGS	BACKFILL DETAILS	SAMPLE NUMBER	SAMPLE INTERVAL	SAMPLE REC (%)	SAMPLE 'N' VALUE	SAMPLE PID (ppm)
0	ASPHALT and fill	0.50						
	CH-CLAY with silt, firm, high plasticity, reddish brown, moist, trace sand			8/9				0
2			BENTONITE					
4	- sandy at 4.5ft BGS							0
	END OF BOREHOLE @ 5.0ft BGS	5.00						
6								
8								
10								
12								
14								
16								
18								

NOTES: MEASURING POINT ELEVATIONS MAY CHANGE; REFER TO CURRENT ELEVATION TABLE

CHEMICAL ANALYSIS (8/9)

OVERBURDEN LOG 17324-T06-AOI31-SC.GPJ CRA_CORP.GDT 4/26/11

STRATIGRAPHIC AND INSTRUMENTATION LOG
(OVERBURDEN)

PROJECT NAME: FORMER GM MANUAL TRANSMISSIONS OF MUNCIE
BOREHOLE DESIGNATION: V-4
PROJECT NUMBER: 17324
DATE COMPLETED: November 19, 2008
CLIENT: GENERAL MOTORS CORPORATION
DRILLING METHOD: Direct Push Technology
LOCATION: MUNCIE, INDIANA
FIELD PERSONNEL: Nick Hill

DEPTH ft BGS	STRATIGRAPHIC DESCRIPTION & REMARKS	DEPTH ft BGS	BACKFILL DETAILS	SAMPLE NUMBER	SAMPLE INTERVAL	SAMPLE REC (%)	SAMPLE 'N' VALUE	SAMPLE PID (ppm)
	ASPHALT and fill	0.50						
	CH-CLAY with silt, firm, high plasticity, dark gray with black streak, moist, slight organic odor			7				0.5
2	- stiff, brown, silty with sand at 2.1ft BGS		BENTONITE	8/9				
4	- stiff, wet, sandy at 3.5ft BGS							0
	END OF BOREHOLE @ 5.0ft BGS	5.00						
6								
8								
10								
12								
14								
16								
18								

NOTES: MEASURING POINT ELEVATIONS MAY CHANGE; REFER TO CURRENT ELEVATION TABLE

CHEMICAL ANALYSIS ( )

OVERBURDEN LOG 17324-T06-AOI31-SC.GPJ CRA_CORP.GDT 4/26/11

STRATIGRAPHIC AND INSTRUMENTATION LOG (OVERBURDEN)

PROJECT NAME: FORMER GM MANUAL TRANSMISSIONS OF MUNCIE
BOREHOLE DESIGNATION: W-1

PROJECT NUMBER: 17324
DATE COMPLETED: November 19, 2008

CLIENT: GENERAL MOTORS CORPORATION
DRILLING METHOD: Direct Push Technology

LOCATION: MUNCIE, INDIANA
FIELD PERSONNEL: Nick Hill

DEPTH ft BGS	STRATIGRAPHIC DESCRIPTION & REMARKS	DEPTH ft BGS	BACKFILL DETAILS	SAMPLE NUMBER	SAMPLE INTERVAL	SAMPLE REC (%)	SAMPLE 'N' VALUE	SAMPLE PID (ppm)
	ASPHALT and fill	0.50						
	CH-CLAY with silt, firm, high plasticity, light brown, moist, trace sand - gravel, sand at 1.0ft BGS			11				0
2			BENTONITE					
4	- stiff with sand at 4.5ft BGS							0
	END OF BOREHOLE @ 5.0ft BGS	5.00						
6								
8								
10								
12								
14								
16								
18								

NOTES: MEASURING POINT ELEVATIONS MAY CHANGE; REFER TO CURRENT ELEVATION TABLE

CHEMICAL ANALYSIS (11)

OVERBURDEN LOG 17324-T06-AOI31-SC.GPJ CRA_CORP.GDT 4/26/11

STRATIGRAPHIC AND INSTRUMENTATION LOG (OVERBURDEN)

PROJECT NAME: FORMER GM MANUAL TRANSMISSIONS OF MUNCIE
BOREHOLE DESIGNATION: W-2
PROJECT NUMBER: 17324
DATE COMPLETED: November 19, 2008
CLIENT: GENERAL MOTORS CORPORATION
DRILLING METHOD: Direct Push Technology
LOCATION: MUNCIE, INDIANA
FIELD PERSONNEL: Nick Hill

DEPTH ft BGS	STRATIGRAPHIC DESCRIPTION & REMARKS	DEPTH ft BGS	BACKFILL DETAILS	SAMPLE NUMBER	SAMPLE INTERVAL	SAMPLE REC (%)	SAMPLE 'N' VALUE	SAMPLE PID (ppm)
0	ASPHALT and fill	0.50						
	CH-SILTY CLAY with sand, firm, high plasticity, brown, moist, trace gravel			11				0
2			BENTONITE					
4								0
	END OF BOREHOLE @ 5.0ft BGS	5.00						
6								
8								
10								
12								
14								
16								
18								

NOTES: MEASURING POINT ELEVATIONS MAY CHANGE; REFER TO CURRENT ELEVATION TABLE

CHEMICAL ANALYSIS (11)

OVERBURDEN LOG 17324-T06-AOI31-SC.GPJ CRA_CORP.GDT 4/26/11

STRATIGRAPHIC AND INSTRUMENTATION LOG (OVERBURDEN)

PROJECT NAME: FORMER GM MANUAL TRANSMISSIONS OF MUNCIE
BOREHOLE DESIGNATION: W-3
PROJECT NUMBER: 17324
DATE COMPLETED: November 19, 2008
CLIENT: GENERAL MOTORS CORPORATION
DRILLING METHOD: Direct Push Technology
LOCATION: MUNCIE, INDIANA
FIELD PERSONNEL: Nick Hill

DEPTH ft BGS	STRATIGRAPHIC DESCRIPTION & REMARKS	DEPTH ft BGS	BACKFILL DETAILS	SAMPLE NUMBER	SAMPLE INTERVAL	SAMPLE REC (%)	SAMPLE 'N' VALUE	SAMPLE PID (ppm)
0	ASPHALT and fill	0.50		10				0
	CH-CLAY, firm, high plasticity, reddish brown, moist			11				
2	- sandy, trace gravel at 2.5ft BGS		BENTONITE					0
4								
	END OF BOREHOLE @ 5.0ft BGS	5.00						
6								
8								
10								
12								
14								
16								
18								

NOTES: MEASURING POINT ELEVATIONS MAY CHANGE; REFER TO CURRENT ELEVATION TABLE

CHEMICAL ANALYSIS ( )

OVERBURDEN LOG 17324-T06-AOI31-SC.GPJ CRA_CORP.GDT 4/26/11

STRATIGRAPHIC AND INSTRUMENTATION LOG (OVERBURDEN)

PROJECT NAME: FORMER GM MANUAL TRANSMISSIONS OF MUNCIE
HOLE DESIGNATION: W-4

PROJECT NUMBER: 17324
DATE COMPLETED: November 19, 2008

CLIENT: GENERAL MOTORS CORPORATION
DRILLING METHOD: Direct Push Technology

LOCATION: MUNCIE, INDIANA
FIELD PERSONNEL: Nick Hill

DEPTH ft BGS	STRATIGRAPHIC DESCRIPTION & REMARKS	DEPTH ft BGS	BACKFILL DETAILS	SAMPLE NUMBER	SAMPLE INTERVAL	SAMPLE REC (%)	SAMPLE 'N' VALUE	SAMPLE PID (ppm)
	ASPHALT and fill	0.50						
	CH-SILTY CLAY, soft, high density, dark brown, moist - firm, brown, trace sand at 0.9ft BGS		BENTONITE	11				0 0
	END OF BOREHOLE @ 5.0ft BGS	5.00						

2
4
6
8
10
12
14
16
18

NOTES: MEASURING POINT ELEVATIONS MAY CHANGE; REFER TO CURRENT ELEVATION TABLE

CHEMICAL ANALYSIS (11)

OVERBURDEN LOG 17324-T06-AOI31-SC.GPJ CRA_CORP.GDT 4/26/11

STRATIGRAPHIC AND INSTRUMENTATION LOG
(OVERBURDEN)

PROJECT NAME: FORMER GM MANUAL TRANSMISSIONS OF MUNCIE
BOREHOLE DESIGNATION: X-1
PROJECT NUMBER: 17324
DATE COMPLETED: November 19, 2008
CLIENT: GENERAL MOTORS CORPORATION
DRILLING METHOD: Direct Push Technology
LOCATION: MUNCIE, INDIANA
FIELD PERSONNEL: Nick Hill

DEPTH ft BGS	STRATIGRAPHIC DESCRIPTION & REMARKS	DEPTH ft BGS	BACKFILL DETAILS	SAMPLE NUMBER	SAMPLE INTERVAL	SAMPLE REC (%)	SAMPLE 'N' VALUE	SAMPLE PID (ppm)
	ASPHALT and fill	0.50						
	CH-CLAY with sand and silt, firm, high plasticity, reddish brown, moist			13				0
2			BENTONITE					
4	- soft, sand, wet, trace gravel at 4.0ft BGS							0.1
	END OF BOREHOLE @ 5.0ft BGS	5.00						
6								
8								
10								
12								
14								
16								
18								

NOTES: MEASURING POINT ELEVATIONS MAY CHANGE; REFER TO CURRENT ELEVATION TABLE

CHEMICAL ANALYSIS ( )

OVERBURDEN LOG 17324-T06-AOI31-SC.GPJ CRA_CORP.GDT 4/26/11

STRATIGRAPHIC AND INSTRUMENTATION LOG (OVERBURDEN)

PROJECT NAME: FORMER GM MANUAL TRANSMISSIONS OF MUNCIE
BOREHOLE DESIGNATION: X-2
PROJECT NUMBER: 17324
DATE COMPLETED: November 19, 2008
CLIENT: GENERAL MOTORS CORPORATION
DRILLING METHOD: Direct Push Technology
LOCATION: MUNCIE, INDIANA
FIELD PERSONNEL: Nick Hill

DEPTH ft BGS	STRATIGRAPHIC DESCRIPTION & REMARKS	DEPTH ft BGS	BACKFILL DETAILS	SAMPLE NUMBER	SAMPLE INTERVAL	SAMPLE REC (%)	SAMPLE 'N' VALUE	SAMPLE PID (ppm)
0	ASPHALT and fill	0.30						
	CH-CLAY with sand, firm, high plasticity, reddish brown, moist - low plasticity, silty at 0.8ft BGS			13				0
2			BENTONITE					
4								0
	END OF BOREHOLE @ 5.0ft BGS	5.00						
6								
8								
10								
12								
14								
16								
18								

NOTES: MEASURING POINT ELEVATIONS MAY CHANGE; REFER TO CURRENT ELEVATION TABLE

CHEMICAL ANALYSIS (13)

OVERBURDEN LOG 17324-T06-AOI31-SC.GPJ CRA_CORP.GDT 4/26/11

STRATIGRAPHIC AND INSTRUMENTATION LOG (OVERBURDEN)

PROJECT NAME: FORMER GM MANUAL TRANSMISSIONS OF MUNCIE
BOREHOLE DESIGNATION: X-3
PROJECT NUMBER: 17324
DATE COMPLETED: November 19, 2008
CLIENT: GENERAL MOTORS CORPORATION
DRILLING METHOD: Direct Push Technology
LOCATION: MUNCIE, INDIANA
FIELD PERSONNEL: Nick Hill

DEPTH ft BGS	STRATIGRAPHIC DESCRIPTION & REMARKS	DEPTH ft BGS	BACKFILL DETAILS	SAMPLE NUMBER	SAMPLE INTERVAL	SAMPLE REC (%)	SAMPLE 'N' VALUE	SAMPLE PID (ppm)
	ASPHALT and fill	0.50						
	CH-SILTY CLAY, firm, high plasticity, brown, moist, trace sand			13				0
2			BENTONITE					
4	- sandy, trace gravel at 4.0ft BGS							0
	END OF BOREHOLE @ 5.0ft BGS	5.00						
6								
8								
10								
12								
14								
16								
18								

NOTES: MEASURING POINT ELEVATIONS MAY CHANGE; REFER TO CURRENT ELEVATION TABLE

CHEMICAL ANALYSIS (13)

OVERBURDEN LOG 17324-T06-AOI31-SC.GPJ CRA_CORP.GDT 4/26/11

STRATIGRAPHIC AND INSTRUMENTATION LOG (OVERBURDEN)

PROJECT NAME: FORMER GM MANUAL TRANSMISSIONS OF MUNCIE
BOREHOLE DESIGNATION: X-4
PROJECT NUMBER: 17324
DATE COMPLETED: November 19, 2008
CLIENT: GENERAL MOTORS CORPORATION
DRILLING METHOD: Direct Push Technology
LOCATION: MUNCIE, INDIANA
FIELD PERSONNEL: Nick Hill

DEPTH ft BGS	STRATIGRAPHIC DESCRIPTION & REMARKS	DEPTH ft BGS	BACKFILL DETAILS	SAMPLE NUMBER	SAMPLE INTERVAL	SAMPLE REC (%)	SAMPLE 'N' VALUE	SAMPLE PID (ppm)
	ASPHALT and fill	0.50		12				0
	CH-SILTY CLAY, firm, high plasticity, dark brown, moist, trace sand - soft, dark gray, greenish, slight organic odor at 1.1ft BGS			13				
2			BENTONITE					
	- brick, gravel seam 3" at 2.9ft BGS							0
4								
	END OF BOREHOLE @ 5.0ft BGS	5.00						
6								
8								
10								
12								
14								
16								
18								

NOTES: MEASURING POINT ELEVATIONS MAY CHANGE; REFER TO CURRENT ELEVATION TABLE

CHEMICAL ANALYSIS ( )

OVERBURDEN LOG 17324-T06-AOI31-SC.GPJ CRA_CORP.GDT 4/26/11

STRATIGRAPHIC AND INSTRUMENTATION LOG
(OVERBURDEN)

PROJECT NAME: FORMER GM MANUAL TRANSMISSIONS OF MUNCIE
BOREHOLE DESIGNATION: Y-1

PROJECT NUMBER: 17324
DATE COMPLETED: November 19, 2008

CLIENT: GENERAL MOTORS CORPORATION
DRILLING METHOD: Direct Push Technology

LOCATION: MUNCIE, INDIANA
FIELD PERSONNEL: Nick Hill

DEPTH ft BGS	STRATIGRAPHIC DESCRIPTION & REMARKS	DEPTH ft BGS	BACKFILL DETAILS	SAMPLE NUMBER	SAMPLE INTERVAL	SAMPLE REC (%)	SAMPLE 'N' VALUE	SAMPLE PID (ppm)
0	ASPHALT and fill	0.40						
	CH-CLAY with sand, firm, high plasticity, reddish brown, moist			16				0
2			BENTONITE					
	- sandy with gravel, soft, wet at 3.5ft BGS							0
4								
	END OF BOREHOLE @ 5.0ft BGS	5.00						
6								
8								
10								
12								
14								
16								
18								

NOTES: MEASURING POINT ELEVATIONS MAY CHANGE; REFER TO CURRENT ELEVATION TABLE

CHEMICAL ANALYSIS (16)

OVERBURDEN LOG 17324-T06-AOI31-SC.GPJ CRA_CORP.GDT 4/26/11

STRATIGRAPHIC AND INSTRUMENTATION LOG (OVERBURDEN)

PROJECT NAME: FORMER GM MANUAL TRANSMISSIONS OF MUNCIE
BOREHOLE DESIGNATION: Y-2
PROJECT NUMBER: 17324
DATE COMPLETED: November 19, 2008
CLIENT: GENERAL MOTORS CORPORATION
DRILLING METHOD: Direct Push Technology
LOCATION: MUNCIE, INDIANA
FIELD PERSONNEL: Nick Hill

DEPTH ft BGS	STRATIGRAPHIC DESCRIPTION & REMARKS	DEPTH ft BGS	BACKFILL DETAILS	SAMPLE NUMBER	SAMPLE INTERVAL	SAMPLE REC (%)	SAMPLE 'N' VALUE	SAMPLE PID (ppm)
	ASPHALT and fill	0.50						
	CH-CLAY, firm, high plasticity, reddish brown, moist, trace sand			16				0
2			BENTONITE					
4	- silty, sandy, soft, wet at 4.0ft BGS							0
	END OF BOREHOLE @ 5.0ft BGS	5.00						
6								
8								
10								
12								
14								
16								
18								

NOTES: MEASURING POINT ELEVATIONS MAY CHANGE; REFER TO CURRENT ELEVATION TABLE

CHEMICAL ANALYSIS (16)

OVERBURDEN LOG 17324-T06-AOI31-SC.GPJ CRA_CORP.GDT 4/26/11

STRATIGRAPHIC AND INSTRUMENTATION LOG (OVERBURDEN)

PROJECT NAME: FORMER GM MANUAL TRANSMISSIONS OF MUNCIE
BOREHOLE DESIGNATION: Y-3
PROJECT NUMBER: 17324
DATE COMPLETED: November 19, 2008
CLIENT: GENERAL MOTORS CORPORATION
DRILLING METHOD: Direct Push Technology
LOCATION: MUNCIE, INDIANA
FIELD PERSONNEL: Nick Hill

DEPTH ft BGS	STRATIGRAPHIC DESCRIPTION & REMARKS	DEPTH ft BGS	BACKFILL DETAILS	SAMPLE NUMBER	SAMPLE INTERVAL	SAMPLE REC (%)	SAMPLE 'N' VALUE	SAMPLE PID (ppm)
0	ASPHALT and fill	0.50		14				0
	CH-CLAY, firm, high plasticity, brown, trace sand			16				
2			BENTONITE					
	- silty, sandy at 3.0ft BGS							0
4								
	END OF BOREHOLE @ 5.0ft BGS	5.00						
6								
8								
10								
12								
14								
16								
18								

NOTES: MEASURING POINT ELEVATIONS MAY CHANGE; REFER TO CURRENT ELEVATION TABLE

CHEMICAL ANALYSIS (oval)

OVERBURDEN LOG 17324-T06-AOI31-SC.GPJ CRA_CORP.GDT 4/26/11

STRATIGRAPHIC AND INSTRUMENTATION LOG (OVERBURDEN)

PROJECT NAME: FORMER GM MANUAL TRANSMISSIONS OF MUNCIE
BOREHOLE DESIGNATION: Y-4
PROJECT NUMBER: 17324
DATE COMPLETED: November 19, 2008
CLIENT: GENERAL MOTORS CORPORATION
DRILLING METHOD: Direct Push Technology
LOCATION: MUNCIE, INDIANA
FIELD PERSONNEL: Nick Hill

DEPTH ft BGS	STRATIGRAPHIC DESCRIPTION & REMARKS	DEPTH ft BGS	BACKFILL DETAILS	SAMPLE NUMBER	SAMPLE INTERVAL	SAMPLE REC (%)	SAMPLE 'N' VALUE	SAMPLE PID (ppm)
	ASPHALT and fill	0.50		15				0
	CH-CLAY, soft, high plasticity, dark brown, wet, trace sand - gray, slight organic odor at 1.1ft BGS			16				
2			BENTONITE					
	- stiff, brown, sand at 2.9ft BGS							0
4								
	END OF BOREHOLE @ 5.0ft BGS	5.00						
6								
8								
10								
12								
14								
16								
18								

NOTES: MEASURING POINT ELEVATIONS MAY CHANGE; REFER TO CURRENT ELEVATION TABLE

CHEMICAL ANALYSIS ( )

OVERBURDEN LOG 17324-T06-AOI31-SC.GPJ CRA_CORP.GDT 4/26/11

STRATIGRAPHIC AND INSTRUMENTATION LOG (OVERBURDEN)

PROJECT NAME: FORMER GM MANUAL TRANSMISSIONS OF MUNCIE
BOREHOLE DESIGNATION: Z-1
PROJECT NUMBER: 17324
DATE COMPLETED: November 19, 2008
CLIENT: GENERAL MOTORS CORPORATION
DRILLING METHOD: Direct Push Technology
LOCATION: MUNCIE, INDIANA
FIELD PERSONNEL: Nick Hill

DEPTH ft BGS	STRATIGRAPHIC DESCRIPTION & REMARKS	DEPTH ft BGS	BACKFILL DETAILS	SAMPLE NUMBER	SAMPLE INTERVAL	SAMPLE REC (%)	SAMPLE 'N' VALUE	SAMPLE PID (ppm)
	ASPHALT and fill	0.40						
	CH-CLAY with silt and sand, firm, high plasticity, reddish brown, moist			18				0
2	- silty, soft, wet at 2.2ft BGS		BENTONITE					
	- firm, moist at 3.0ft BGS							0
4								
	END OF BOREHOLE @ 5.0ft BGS	5.00						
6								
8								
10								
12								
14								
16								
18								

NOTES: MEASURING POINT ELEVATIONS MAY CHANGE; REFER TO CURRENT ELEVATION TABLE

CHEMICAL ANALYSIS (18)

OVERBURDEN LOG 17324-T06-AOI31-SC.GPJ CRA_CORP.GDT 4/26/11

STRATIGRAPHIC AND INSTRUMENTATION LOG
(OVERBURDEN)

PROJECT NAME: FORMER GM MANUAL TRANSMISSIONS OF MUNCIE
BOREHOLE DESIGNATION: Z-2

PROJECT NUMBER: 17324
DATE COMPLETED: November 19, 2008

CLIENT: GENERAL MOTORS CORPORATION
DRILLING METHOD: Direct Push Technology

LOCATION: MUNCIE, INDIANA
FIELD PERSONNEL: Nick Hill

DEPTH ft BGS	STRATIGRAPHIC DESCRIPTION & REMARKS	DEPTH ft BGS	BACKFILL DETAILS	SAMPLE NUMBER	SAMPLE INTERVAL	SAMPLE REC (%)	SAMPLE 'N' VALUE	SAMPLE PID (ppm)
0	ASPHALT and fill	0.40						
	CH-CLAY with silt and sand, high plasticity, reddish brown, moist			18				0.1
2			BENTONITE					
	- trace gravel at 3.4ft BGS							0.1
4								
	END OF BOREHOLE @ 5.0ft BGS	5.00						
6								
8								
10								
12								
14								
16								
18								

NOTES: MEASURING POINT ELEVATIONS MAY CHANGE; REFER TO CURRENT ELEVATION TABLE

CHEMICAL ANALYSIS (18)

OVERBURDEN LOG 17324-T06-AOI31-SC.GPJ CRA_CORP.GDT 4/26/11

STRATIGRAPHIC AND INSTRUMENTATION LOG (OVERBURDEN)

PROJECT NAME: FORMER GM MANUAL TRANSMISSIONS OF MUNCIE
BOREHOLE DESIGNATION: Z-3
PROJECT NUMBER: 17324
DATE COMPLETED: November 19, 2008
CLIENT: GENERAL MOTORS CORPORATION
DRILLING METHOD: Direct Push Technology
LOCATION: MUNCIE, INDIANA
FIELD PERSONNEL: Nick Hill

DEPTH ft BGS	STRATIGRAPHIC DESCRIPTION & REMARKS	DEPTH ft BGS	BACKFILL DETAILS	SAMPLE NUMBER	SAMPLE INTERVAL	SAMPLE REC (%)	SAMPLE 'N' VALUE	SAMPLE PID (ppm)
	ASPHALT and fill	0.50						
	CL-SILTY CLAY, firm, low plasticity, brown/gray, moist			18				0
2			BENTONITE					
	- trace gravel at 3.5ft BGS							0
4								
	END OF BOREHOLE @ 5.0ft BGS	5.00						
6								
8								
10								
12								
14								
16								
18								

NOTES: MEASURING POINT ELEVATIONS MAY CHANGE; REFER TO CURRENT ELEVATION TABLE

CHEMICAL ANALYSIS (18)

OVERBURDEN LOG 17324-T06-AOI31-SC.GPJ CRA_CORP.GDT 4/26/11

STRATIGRAPHIC AND INSTRUMENTATION LOG (OVERBURDEN)

PROJECT NAME: FORMER GM MANUAL TRANSMISSIONS OF MUNCIE
BOREHOLE DESIGNATION: Z-4
PROJECT NUMBER: 17324
DATE COMPLETED: November 19, 2008
CLIENT: GENERAL MOTORS CORPORATION
DRILLING METHOD: Direct Push Technology
LOCATION: MUNCIE, INDIANA
FIELD PERSONNEL: Nick Hill

DEPTH ft BGS	STRATIGRAPHIC DESCRIPTION & REMARKS	DEPTH ft BGS	BACKFILL DETAILS	SAMPLE NUMBER	SAMPLE INTERVAL	SAMPLE REC (%)	SAMPLE 'N' VALUE	SAMPLE PID (ppm)
0	ASPHALT and fill	0.50		17				0
	CH-CLAY, firm, high plasticity, green/dark gray, moist, slight organic odor, trace sand - stiff, low plasticity, brown/gray at 1.0ft BGS		BENTONITE	18				0.1
2								
4								
	END OF BOREHOLE @ 5.0ft BGS	5.00						
6								
8								
10								
12								
14								
16								
18								

NOTES: MEASURING POINT ELEVATIONS MAY CHANGE; REFER TO CURRENT ELEVATION TABLE

CHEMICAL ANALYSIS (oval)

OVERBURDEN LOG 17324-T06-AOI31-SC.GPJ CRA_CORP.GDT 4/26/11

STRATIGRAPHIC AND INSTRUMENTATION LOG (OVERBURDEN)

PROJECT NAME: FORMER MTM
PROJECT NUMBER: 017324-T06
CLIENT: MLC
LOCATION: MUNCIE, IN

HOLE DESIGNATION: MW40-11
DATE COMPLETED: January 4, 2011
DRILLING METHOD: GEOPROBE
FIELD PERSONNEL: D. NEWTON / K. BURNS

DEPTH ft BGS	STRATIGRAPHIC DESCRIPTION & REMARKS	DEPTH ft BGS	MONITORING WELL DETAILS	SAMPLE NUMBER	SAMPLE INTERVAL	SAMPLE REC (%)	SAMPLE 'N' VALUE	SAMPLE PID (ppm)
0	ASPHALT, with gravel, firm	0.50	CONCRETE					
2	CL-SILTY CLAY, friable, brown, dry, with trace coarse gravel							0
4								
6		6.50						
8	SM- SILTY SAND, compact, fine grained, light brown, dry to moist	8.00	BENTONITE CHIPS					0
10	GP-GRAVELLY SAND, coarse, with silty clay	10.00						
12	SW-SAND AND GRAVEL, well graded, moist to dry, with trace cobbles							0
14								
16	CL-SILTY CLAY, homogenous, dark brown, damp	15.00						
18	SW-SAND AND GRAVEL, course, well graded, wet	17.00	SILICA SAND					0
20	END OF BOREHOLE @ 20.0ft BGS	20.00						
22								
24								
26								
28								
30								
32								
34								

WELL DETAILS
Screened interval:
15.00 to 25.00ft BGS
Length: 10ft
Diameter: 2in
Slot Size: 0.010
Material: PVC
Seal:
3.00 to 13.00ft BGS
Material: BENTONITE CHIPS
Sand Pack:
13.00 to 25.00ft BGS
Material: SILICA SAND

NOTES: MEASURING POINT ELEVATIONS MAY CHANGE; REFER TO CURRENT ELEVATION TABLE

OVERBURDEN LOG 17324-T06-SC.GPJ CRA_CORP.GDT 3/2/11

STRATIGRAPHIC AND INSTRUMENTATION LOG (OVERBURDEN)

PROJECT NAME: FORMER MTM
PROJECT NUMBER: 017324-T06
CLIENT: MLC
LOCATION: MUNCIE, IN

HOLE DESIGNATION: MW41-11
DATE COMPLETED: January 4, 2011
DRILLING METHOD: GEOPROBE
FIELD PERSONNEL: D. NEWTON

DEPTH ft BGS	STRATIGRAPHIC DESCRIPTION & REMARKS	DEPTH ft BGS	MONITORING WELL DETAILS	SAMPLE NUMBER	SAMPLE INTERVAL	SAMPLE REC (%)	SAMPLE 'N' VALUE	SAMPLE PID (ppm)
	TOPSOIL, vegetation	0.50	CONCRETE					
2	CL-SILTY CLAY, fiable, loose, well graded, black, dry to moist, trace sand and gravel - light brown at 2.0ft BGS							0
4								
6	- homogenous, firm, no sand at 5.0ft BGS		BENTONITE CHIPS					
8	- low plasticity, grey-brown at 8.0ft BGS							0
10	- increasing coarse gravel at 10.0ft BGS							
12	SP-SAND AND GRAVEL, cobbles, loose, dry to moist - course gravel, loose, wet, black, trace sands, petroleum odor and staining at 13.0ft BGS	11.00						6.1
14			SILICA SAND					37.1
16	END OF BOREHOLE @ 15.0ft BGS	15.00						
18								
20								
22								
24								
26								
28								
30								
32								
34								

WELL DETAILS
Screened interval:
10.00 to 20.00ft BGS
Length: 10ft
Diameter: 2in
Slot Size: 0.010
Material: PVC
Seal:
3.00 to 8.00ft BGS
Material: BENTONITE CHIPS
Sand Pack:
8.00 to 10.00ft BGS
Material: SILICA SAND

NOTES: MEASURING POINT ELEVATIONS MAY CHANGE; REFER TO CURRENT ELEVATION TABLE

OVERBURDEN LOG 17324-T06-SC.GPJ CRA_CORP.GDT 3/2/11

STRATIGRAPHIC AND INSTRUMENTATION LOG (OVERBURDEN)

PROJECT NAME: FORMER MTM
PROJECT NUMBER: 017324-T06
CLIENT: MLC
LOCATION: MUNCIE, IN

HOLE DESIGNATION: MW42-11
DATE COMPLETED: January 4, 2011
DRILLING METHOD: GEOPROBE
FIELD PERSONNEL: D. NEWTON

DEPTH ft BGS	STRATIGRAPHIC DESCRIPTION & REMARKS	DEPTH ft BGS
0	VEGETATION	0.50
	SILTY CLAY, loose, black, moist - firm, brown, dry, orange mottling at 2.5ft BGS	
8	SM-SILTY SAND, dark brown, moist	7.50
10	SP-SAND AND GRAVEL, well graded, loose, wet - grey, wet at 10.0ft BGS	9.50
13	SP-SAND, fine, grey, wet	13.00
14	SP-SAND AND GRAVEL, brown/grey, wet	13.60
	END OF BOREHOLE @ 15.0ft BGS	15.00

MONITORING WELL DETAILS

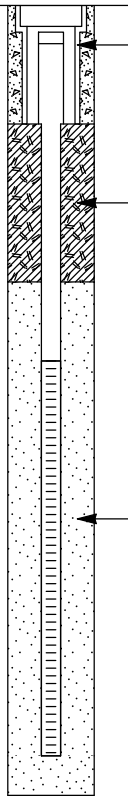

WELL DETAILS
Screened interval:
9.00 to 19.00ft BGS
Length: 10ft
Diameter: 2in
Slot Size: 0.010
Material: PVC
Seal:
3.00 to 7.00ft BGS
Material: BENTONITE CHIPS
Sand Pack:
7.00 to 20.00ft BGS
Material: SILICA SAND

SAMPLE NUMBER	INTERVAL	REC (%)	'N' VALUE	PID (ppm)
				0
				0
				0

NOTES: MEASURING POINT ELEVATIONS MAY CHANGE; REFER TO CURRENT ELEVATION TABLE

OVERBURDEN LOG 17324-T06-SC.GPJ CRA_CORP.GDT 3/2/11

STRATIGRAPHIC AND INSTRUMENTATION LOG (OVERBURDEN)

PROJECT NAME: FORMER MTM
PROJECT NUMBER: 017324-T06
CLIENT: MLC
LOCATION: MUNCIE, IN

HOLE DESIGNATION: MW43-11
DATE COMPLETED: January 4, 2011
DRILLING METHOD: GEOPROBE
FIELD PERSONNEL: D. NEWTON / K. BURNS

DEPTH ft BGS	STRATIGRAPHIC DESCRIPTION & REMARKS	DEPTH ft BGS
0	SM-SILTY SAND AND GRAVEL with clay, loose, black, dry, trace pieces of glass	
		2.50
	SP-GRAVELLY SANDS, coarse, loose, tan, dry	3.00
	SP-SAND AND GRAVEL, loose, grey, dry	4.00
	QUARTZITE FRAGMENTS with tan sands	4.50
	CL-SILTY CLAY, smooth, firm, red/brown, dry	5.00
	SP-SAND AND GRAVEL, fine, grey, dry	6.00
	CL-SILTY CLAY, firm, low plasticity, friable, brown	
	SP-SAND AND GRAVEL, brown, wet	10.00
	QUARTZITE FRAGMENTS, loose, dry	12.00
	SP-SAND, loose, brown, wet	13.00
	END OF BOREHOLE @ 15.0ft BGS	15.00

MONITORING WELL DETAILS

CONCRETE

BENTONITE CHIPS

SILICA SAND

WELL DETAILS
Screened interval:
10.00 to 20.00ft BGS
Length: 10ft
Diameter: 2in
Slot Size: 0.010
Material: PVC
Seal:
3.00 to 8.00ft BGS
Material: BENTONITE CHIPS
Sand Pack:
8.00 to 20.00ft BGS
Material: SILICA SAND

SAMPLE NUMBER	INTERVAL	REC (%)	'N' VALUE	PID (ppm)
				0
				0
				0

NOTES: MEASURING POINT ELEVATIONS MAY CHANGE; REFER TO CURRENT ELEVATION TABLE

OVERBURDEN LOG 17324-T06-SC.GPJ CRA_CORP.GDT 3/2/11

STRATIGRAPHIC AND INSTRUMENTATION LOG (OVERBURDEN)

PROJECT NAME: FORMER MTM
PROJECT NUMBER: 017324-T06
CLIENT: MLC
LOCATION: MUNCIE, IN

HOLE DESIGNATION: MW44-11
DATE COMPLETED: January 4, 2011
DRILLING METHOD: GEOPROBE
FIELD PERSONNEL: D. NEWTON

DEPTH ft BGS	STRATIGRAPHIC DESCRIPTION & REMARKS	DEPTH ft BGS	MONITORING WELL DETAILS	SAMPLE NUMBER	SAMPLE INTERVAL	SAMPLE REC (%)	SAMPLE 'N' VALUE	SAMPLE PID (ppm)
0	CL-SILTY CLAY, soft, high plasticity, dark brown, moist		CONCRETE					
2								0
4	- red/brown, moist at 3.0ft BGS							
6								
8			BENTONITE CHIPS					0
10	- dark brown at 10.0ft BGS							
12	SP-SAND, fine, loose, moist	12.00						0
	SP-SAND AND GRAVEL, loose, poorly graded, moist	12.50						
14								
	CL-SILTY CLAY, medium plasticity, brown, moist	15.00						
16		16.00						
	SP-SAND AND GRAVEL, moist to wet							
18	- grey, wet at 17.0ft BGS							0
	CL-SILTY CLAY, firm, gray-brown, dry	19.00	SILICA SAND					
20	END OF BOREHOLE @ 20.0ft BGS	20.00						
22								
24								
26								
28								
30								
32								
34								

WELL DETAILS
Screened interval:
15.00 to 25.00ft BGS
Length: 10ft
Diameter: 2in
Slot Size: 0.010
Material: PVC
Seal:
3.00 to 13.00ft BGS
Material: BENTONITE CHIPS
Sand Pack:
13.00 to 25.00ft BGS
Material: SILICA SAND

NOTES: MEASURING POINT ELEVATIONS MAY CHANGE; REFER TO CURRENT ELEVATION TABLE

OVERBURDEN LOG 17324-T06-SC.GPJ CRA_CORP.GDT 3/2/11

Appendix J

RFI Borehole Stratigraphic and Monitoring Well Instrumentation Logs

STRATIGRAPHIC AND INSTRUMENTATION LOG (OVERBURDEN)

PROJECT NAME: FORMER MANUAL TRANSISSIONS OF MUNCIE
PROJECT NUMBER: 017324-T07
CLIENT: RACER TRUST
LOCATION: 1200 WEST 8TH STREET, MUNCIE, INDIANA

HOLE DESIGNATION: BH1-11
DATE COMPLETED: November 29, 2011
DRILLING METHOD: DPT W/4 1/4 HSA
FIELD PERSONNEL: T. PRANGER

DEPTH ft BGS	STRATIGRAPHIC DESCRIPTION & REMARKS	DEPTH ft BGS	MONITOR INSTALLATION	SAMPLE NUMBER	SAMPLE INTERVAL	SAMPLE REC (%)	SAMPLE 'N' VALUE	SAMPLE PID (ppm)
0	CONCRETE	0.67						0.0
	FILL- sand			134				1.9
2		2.50				60		
	FILL- silty clay, firm, low plasticity, gray/green, black layer, moist							2.9
4								12.9
6				135		100		21.5
8				136				8.1
10	CL- SILTY CLAY, stiff, low plasticity, gray, moist	10.00	BENTONITE CHIP					0.1
12	- saturated gravel seam(12") at 11.0ft BGS					100		0.3
14								0.4
16								0.1
18								0.1
20	END OF BOREHOLE @ 20.0ft BGS	20.00						
22								
24								
26								
28								
30								
32								
34								

NOTES: MEASURING POINT ELEVATIONS MAY CHANGE; REFER TO CURRENT ELEVATION TABLE

CHEMICAL ANALYSIS ( )

OVERBURDEN LOG 17324-T07-SC.GPJ CRA_CORP.GDT 1/12/12

STRATIGRAPHIC AND INSTRUMENTATION LOG (OVERBURDEN)

PROJECT NAME: FORMER MANUAL TRANSISSIONS OF MUNCIE
PROJECT NUMBER: 017324-T07
CLIENT: RACER TRUST
LOCATION: 1200 WEST 8TH STREET, MUNCIE, INDIANA

HOLE DESIGNATION: BH2-11
DATE COMPLETED: November 30, 2011
DRILLING METHOD: DPT W/4 1/4 HSA
FIELD PERSONNEL: T. PRANGER

DEPTH ft BGS	STRATIGRAPHIC DESCRIPTION & REMARKS	DEPTH ft BGS	MONITOR INSTALLATION	SAMPLE NUMBER	SAMPLE INTERVAL	SAMPLE REC (%)	SAMPLE 'N' VALUE	SAMPLE PID (ppm)
0	CONCRETE, large rebar							0.0
	FILL- sand, coarse, wet	1.00						0.0
2	CL- SILTY CLAY, firm, low plasticity, brown, moist	2.00				60		0.0
4								0.0
6				137/138		80		0.0
8				139				0.0
10	SP- SAND, loose, coarse, brown, saturated	10.00	BENTONITE CHIP					0.0
	CL- SILTY CLAY, trace gravel, firm, low plasticity, brown, moist	11.00				80		0.0
12								0.0
14	- gray, stiff with gravel, dry at 14.0ft BGS							0.0
16								0.0
18						100		0.0
20	END OF BOREHOLE @ 20.0ft BGS	20.00						
22								
24								
26								
28								
30								
32								
34								

NOTES: MEASURING POINT ELEVATIONS MAY CHANGE; REFER TO CURRENT ELEVATION TABLE

CHEMICAL ANALYSIS (oval)

OVERBURDEN LOG 17324-T07-SC.GPJ CRA_CORP.GDT 1/13/12

STRATIGRAPHIC AND INSTRUMENTATION LOG (OVERBURDEN)

PROJECT NAME: FORMER MANUAL TRANSISSIONS OF MUNCIE
PROJECT NUMBER: 017324-T07
CLIENT: RACER TRUST
LOCATION: 1200 WEST 8TH STREET, MUNCIE, INDIANA

HOLE DESIGNATION: BH3-11
DATE COMPLETED: November 23, 2011
DRILLING METHOD: DPT W/4 1/4 HSA
FIELD PERSONNEL: T. PRANGER

DEPTH ft BGS	STRATIGRAPHIC DESCRIPTION & REMARKS	DEPTH ft BGS	MONITOR INSTALLATION	SAMPLE NUMBER	SAMPLE INTERVAL	SAMPLE REC (%)	SAMPLE 'N' VALUE	SAMPLE PID (ppm)
0	ASPHALT/CONCRETE							
2	FILL- silty clay, trace gravel, soft, low plasticity, gray, slightly moist	1.00				60		0.0 0.0 0.0
6	CL- SILTY CLAY, with gravel, firm, low plasticity, tan mottled with gray, moist - gravel seam, wet at 7.0ft BGS	6.00	BENTONITE CHIP	076		80		0.0 0.0
10	- mostly gray in color at 10.0ft BGS					100		0.0 0.0 0.0
14	END OF BOREHOLE @ 15.0ft BGS	15.00						
16								
18								
20								
22								
24								
26								
28								
30								
32								
34								

NOTES: MEASURING POINT ELEVATIONS MAY CHANGE; REFER TO CURRENT ELEVATION TABLE

CHEMICAL ANALYSIS (076)

OVERBURDEN LOG 17324-T07-SC.GPJ CRA_CORP.GDT 1/12/12

STRATIGRAPHIC AND INSTRUMENTATION LOG (OVERBURDEN)

PROJECT NAME: FORMER MANUAL TRANSISSIONS OF MUNCIE
PROJECT NUMBER: 017324-T07
CLIENT: RACER TRUST
LOCATION: 1200 WEST 8TH STREET, MUNCIE, INDIANA

HOLE DESIGNATION: BH4-11
DATE COMPLETED: November 22, 2011
DRILLING METHOD: DPT W/4 1/4 HSA
FIELD PERSONNEL: T. PRANGER

DEPTH ft BGS	STRATIGRAPHIC DESCRIPTION & REMARKS	DEPTH ft BGS	MONITOR INSTALLATION	SAMPLE NUMBER	SAMPLE INTERVAL	SAMPLE REC (%)	SAMPLE 'N' VALUE	SAMPLE PID (ppm)
0	ASPHALT/ CONCRETE							
1	FILL- silty clay, firm, low plasticity, brown/light gray, moist	1.00						0.1
2						80		0.1
3								
4								0.0
5								
6								0.0
7			BENTONITE CHIP			80		
8								0.0
9	CL- SILTY CLAY, trace gravel, low plasticity, brown, moist/slightly moist	8.50						
10				075				0.0
11								
12						90		
13	- gray at 13.5ft BGS							0.0
14								0.0
15	END OF BOREHOLE @ 15.0ft BGS	15.00						
16								
17								
18								
19								
20								
21								
22								
23								
24								
25								
26								
27								
28								
29								
30								
31								
32								
33								
34								

NOTES: MEASURING POINT ELEVATIONS MAY CHANGE; REFER TO CURRENT ELEVATION TABLE

CHEMICAL ANALYSIS (075)

OVERBURDEN LOG 17324-T07-SC.GPJ CRA_CORP.GDT 1/12/12

STRATIGRAPHIC AND INSTRUMENTATION LOG (OVERBURDEN)

PROJECT NAME: FORMER MANUAL TRANSISSIONS OF MUNCIE
PROJECT NUMBER: 017324-T07
CLIENT: RACER TRUST
LOCATION: 1200 WEST 8TH STREET, MUNCIE, INDIANA

HOLE DESIGNATION: BH5-11
DATE COMPLETED: November 23, 2011
DRILLING METHOD: DPT W/4 1/4 HSA
FIELD PERSONNEL: T. PRANGER

DEPTH ft BGS	STRATIGRAPHIC DESCRIPTION & REMARKS	DEPTH ft BGS	MONITOR INSTALLATION	SAMPLE NUMBER	SAMPLE INTERVAL	SAMPLE REC (%)	SAMPLE 'N' VALUE	SAMPLE PID (ppm)
0	ASPHALT/ CONCRETE							
	FILL- clay, soft, gray, hit void- little recovery	1.00				20		1.9
8	CL- SILTY CLAY, with gravel, firm, low plasticity, brown, moist	7.00		077		60		0.0
10	- increased gravel at 10.0ft BGS							0.0
12	- trace gravel, gray at 13.0ft BGS		BENTONITE CHIP			100		0.0
14								0.0
16								0.0
18				078		80		0.0
20	GP- GRAVEL, and coarse sand, loose, gray, saturated	20.00						0.0
22						100		0.0
24								0.0
25	END OF BOREHOLE @ 25.0ft BGS	25.00						
26								
28								
30								
32								
34								

NOTES: MEASURING POINT ELEVATIONS MAY CHANGE; REFER TO CURRENT ELEVATION TABLE

CHEMICAL ANALYSIS (oval)

OVERBURDEN LOG 17324-T07-SC.GPJ CRA_CORP.GDT 1/12/12

STRATIGRAPHIC AND INSTRUMENTATION LOG (OVERBURDEN)

PROJECT NAME: FORMER MANUAL TRANSISSIONS OF MUNCIE
PROJECT NUMBER: 017324-T07
CLIENT: RACER TRUST
LOCATION: 1200 WEST 8TH STREET, MUNCIE, INDIANA

HOLE DESIGNATION: BH6-11
DATE COMPLETED: November 22, 2011
DRILLING METHOD: DPT W/4 1/4 HSA
FIELD PERSONNEL: T. PRANGER

DEPTH ft BGS	STRATIGRAPHIC DESCRIPTION & REMARKS	DEPTH ft BGS	MONITOR INSTALLATION	SAMPLE NUMBER	SAMPLE INTERVAL	SAMPLE REC (%)	SAMPLE 'N' VALUE	SAMPLE PID (ppm)
0	ASPHALT/ CONCRETE							
2	FILL- silty clay, gravel, firm, low plasticity, dark gray, slightly moist, trace red brick, no odor	1.00				80		0.1
4								0.2
6								0.5
8			BENTONITE CHIP			100		0.8
10	CL- SILTY CLAY, trace gravel, firm, low platicity, brown, moist	9.00		073/074				0.6
12						100		0.5
14								0.4
16	END OF BOREHOLE @ 15.0ft BGS	15.00						0.4
18								
20								
22								
24								
26								
28								
30								
32								
34								

NOTES: MEASURING POINT ELEVATIONS MAY CHANGE; REFER TO CURRENT ELEVATION TABLE

CHEMICAL ANALYSIS (oval)

OVERBURDEN LOG 17324-T07-SC.GPJ CRA_CORP.GDT 1/12/12

STRATIGRAPHIC AND INSTRUMENTATION LOG (OVERBURDEN)

PROJECT NAME: FORMER MANUAL TRANSISSIONS OF MUNCIE
PROJECT NUMBER: 017324-T07
CLIENT: RACER TRUST
LOCATION: 1200 WEST 8TH STREET, MUNCIE, INDIANA

HOLE DESIGNATION: BH7-11
DATE COMPLETED: December 1, 2011
DRILLING METHOD: DPT W/4 1/4 HSA
FIELD PERSONNEL: T. PRANGER

DEPTH ft BGS	STRATIGRAPHIC DESCRIPTION & REMARKS	DEPTH ft BGS	MONITOR INSTALLATION	SAMPLE NUMBER	SAMPLE INTERVAL	SAMPLE REC (%)	SAMPLE 'N' VALUE
0	FILL - silty clay, gravel, firm, low pasticity, gray, moist		BENTONITE CHIP				
5.00	- refusal at 5.0ft BGS END OF BOREHOLE @ 5.0ft BGS	5.00					

NOTES: MEASURING POINT ELEVATIONS MAY CHANGE; REFER TO CURRENT ELEVATION TABLE

OVERBURDEN LOG 17324-T07-SC.GPJ CRA_CORP.GDT 1/12/12

STRATIGRAPHIC AND INSTRUMENTATION LOG (OVERBURDEN)

PROJECT NAME: FORMER MANUAL TRANSISSIONS OF MUNCIE
PROJECT NUMBER: 017324-T07
CLIENT: RACER TRUST
LOCATION: 1200 WEST 8TH STREET, MUNCIE, INDIANA

HOLE DESIGNATION: BH8-11
DATE COMPLETED: December 1, 2011
DRILLING METHOD: DPT W/4 1/4 HSA
FIELD PERSONNEL: T. PRANGER

DEPTH ft BGS	STRATIGRAPHIC DESCRIPTION & REMARKS	DEPTH ft BGS	MONITOR INSTALLATION	SAMPLE NUMBER	SAMPLE INTERVAL	SAMPLE REC (%)	SAMPLE 'N' VALUE	SAMPLE PID (ppm)
0	FILL- gravel, sand, saturated							0.0
2	CL- SILTY CLAY, firm, low plasticity, mottled gray/brown, dry to slightly moist	2.00		174		80		0.0
4								0.0
6								0.0
8	- with sand at 7.0ft BGS CL- SILTY CLAY, stiff, low plasticity, gray, moist, large stone	8.00		175		90		0.0
10			BENTONITE CHIP					0.0
12				176		70		0.0
14	GC- GRAVEL, and clay, large cobbles, loose, brown, moist/saturated	14.00						0.0
16	CL- SILTY CLAY, with gravel, stiff, low plasticity, gray	15.00				80		0.0
18								0.0
20	END OF BOREHOLE @ 20.0ft BGS	20.00						
22								
24								
26								
28								
30								
32								
34								

NOTES: MEASURING POINT ELEVATIONS MAY CHANGE; REFER TO CURRENT ELEVATION TABLE

CHEMICAL ANALYSIS ( )

OVERBURDEN LOG 17324-T07-SC.GPJ CRA_CORP.GDT 1/12/12

STRATIGRAPHIC AND INSTRUMENTATION LOG (OVERBURDEN)

PROJECT NAME: FORMER MANUAL TRANSISSIONS OF MUNCIE
PROJECT NUMBER: 017324-T07
CLIENT: RACER TRUST
LOCATION: 1200 WEST 8TH STREET, MUNCIE, INDIANA

HOLE DESIGNATION: BH9-11
DATE COMPLETED: December 1, 2011
DRILLING METHOD: DPT W/4 1/4 HSA
FIELD PERSONNEL: T. PRANGER

DEPTH ft BGS	STRATIGRAPHIC DESCRIPTION & REMARKS	DEPTH ft BGS	MONITOR INSTALLATION	SAMPLE NUMBER	SAMPLE INTERVAL	SAMPLE REC (%)	SAMPLE 'N' VALUE	SAMPLE PID (ppm)
0	GRAVEL	0.50						
	FILL- silty clay, firm, low plasticity, tan, slightly moist, large stone			171		100		0.9
2								0.0
4								0.0
6				172		100		0.0
8								0.0
9	CL- SILTY CLAY, trace gravel, stiff, low plasticity, gray, moist	9.00	BENTONITE CHIP					0.0
10								0.0
12	GP- GRAVEL, loose, coarse, tan, dry	12.00				80		0.0
14				173				0.0
16	- saturated at 16.0ft BGS					80		0.0
18	CL- SILTY CLAY, with gravel, stiff, low plasticity, gray, slightly moist	18.00						0.0
20	END OF BOREHOLE @ 20.0ft BGS	20.00						
22								
24								
26								
28								
30								
32								
34								

NOTES: MEASURING POINT ELEVATIONS MAY CHANGE; REFER TO CURRENT ELEVATION TABLE

CHEMICAL ANALYSIS (171, 172, 173)

OVERBURDEN LOG 17324-T07-SC.GPJ CRA_CORP.GDT 1/12/12

STRATIGRAPHIC AND INSTRUMENTATION LOG (OVERBURDEN)

PROJECT NAME: FORMER MANUAL TRANSISSIONS OF MUNCIE
PROJECT NUMBER: 017324-T07
CLIENT: RACER TRUST
LOCATION: 1200 WEST 8TH STREET, MUNCIE, INDIANA

HOLE DESIGNATION: BH10-11
DATE COMPLETED: December 1, 2011
DRILLING METHOD: DPT W/4 1/4 HSA
FIELD PERSONNEL: T. PRANGER

DEPTH ft BGS	STRATIGRAPHIC DESCRIPTION & REMARKS	DEPTH ft BGS	MONITOR INSTALLATION	SAMPLE NUMBER	SAMPLE INTERVAL	SAMPLE REC (%)	SAMPLE 'N' VALUE	SAMPLE PID (ppm)
0	FILL- gravel with clay, loose, moist							0.0
2				168		80		0.0
4								0.0
6				169		80		0.0
8			BENTONITE CHIP					0.0
10	CL- SILTY CLAY, with gravel, firm, low plasticity, gray	10.00						0.0
12				170		80		0.0
14	SP- SAND, loose, coarse, gray, saturated	14.00						0.0
15	END OF BOREHOLE @ 15.0ft BGS	15.00						
16								
18								
20								
22								
24								
26								
28								
30								
32								
34								

NOTES: MEASURING POINT ELEVATIONS MAY CHANGE; REFER TO CURRENT ELEVATION TABLE

CHEMICAL ANALYSIS ( )

OVERBURDEN LOG 17324-T07-SC.GPJ CRA_CORP.GDT 1/12/12

STRATIGRAPHIC AND INSTRUMENTATION LOG (OVERBURDEN)

PROJECT NAME: FORMER MANUAL TRANSISSIONS OF MUNCIE
PROJECT NUMBER: 017324-T07
CLIENT: RACER TRUST
LOCATION: 1200 WEST 8TH STREET, MUNCIE, INDIANA

HOLE DESIGNATION: BH11-11
DATE COMPLETED: December 1, 2011
DRILLING METHOD: DPT W/4 1/4 HSA
FIELD PERSONNEL: T. PRANGER

DEPTH ft BGS	STRATIGRAPHIC DESCRIPTION & REMARKS	DEPTH ft BGS	MONITOR INSTALLATION	SAMPLE NUMBER	SAMPLE INTERVAL	SAMPLE REC (%)	SAMPLE 'N' VALUE	PID (ppm)
0	FILL- sand, loose, fine, wet							0.0
2								0.0
	FILL- clay, with gravel, low plasticity, brown, saturated	2.50				50		
4	FILL- clayey gravel, loose, brown, saturated	3.50						0.0
6								0.0
8						60		
10			BENTONITE CHIP					0.0
12						60		0.0
14	- black stain at 14.5ft BGS							
	CL- SILTY CLAY, trace gravel, firm, low plasticity, gray, moist	15.00		165				1.1
16								
18	GP- GRAVEL, with coarse sand, loose, saturated	18.00		166/167		80		0.0
20	END OF BOREHOLE @ 20.0ft BGS	20.00						0.0
22								
24								
26								
28								
30								
32								
34								

NOTES: MEASURING POINT ELEVATIONS MAY CHANGE; REFER TO CURRENT ELEVATION TABLE

CHEMICAL ANALYSIS ( )

OVERBURDEN LOG 17324-T07-SC.GPJ CRA_CORP.GDT 1/12/12

STRATIGRAPHIC AND INSTRUMENTATION LOG (OVERBURDEN)

PROJECT NAME: FORMER MANUAL TRANSISSIONS OF MUNCIE
PROJECT NUMBER: 017324-T07
CLIENT: RACER TRUST
LOCATION: 1200 WEST 8TH STREET, MUNCIE, INDIANA

HOLE DESIGNATION: BH12-11
DATE COMPLETED: December 1, 2011
DRILLING METHOD: DPT W/4 1/4 HSA
FIELD PERSONNEL: T. PRANGER

DEPTH ft BGS	STRATIGRAPHIC DESCRIPTION & REMARKS	DEPTH ft BGS	MONITOR INSTALLATION	SAMPLE NUMBER	SAMPLE INTERVAL	SAMPLE REC (%)	SAMPLE 'N' VALUE	SAMPLE PID (ppm)
0	FILL- gravel, sand, with clay layers, loose, brown, saturated							0.0
2				162		70		0.0
4								0.0
6	- coal chips and wood(39.6") at 5.7ft BGS							0.0
8	- moist at 8.0ft BGS					100		0.0
10	CL- SILTY CLAY, firm, low plasticity, brown/gray, moist	10.00	BENTONITE CHIP	163				0.0
12								0.0
14				164		70		0.0
16	GP- GRAVEL, and coarse sand, loose, brown, saturated	15.00						0.0
18						40		0.0
20	END OF BOREHOLE @ 20.0ft BGS	20.00						0.0
22								
24								
26								
28								
30								
32								
34								

NOTES: MEASURING POINT ELEVATIONS MAY CHANGE; REFER TO CURRENT ELEVATION TABLE

CHEMICAL ANALYSIS ( )

OVERBURDEN LOG 17324-T07-SC.GPJ CRA_CORP.GDT 1/12/12

STRATIGRAPHIC AND INSTRUMENTATION LOG (OVERBURDEN)

PROJECT NAME: FORMER MANUAL TRANSISSIONS OF MUNCIE
PROJECT NUMBER: 017324-T07
CLIENT: RACER TRUST
LOCATION: 1200 WEST 8TH STREET, MUNCIE, INDIANA

HOLE DESIGNATION: BH13-11
DATE COMPLETED: November 30, 2011
DRILLING METHOD: DPT W/4 1/4 HSA
FIELD PERSONNEL: T. PRANGER

DEPTH ft BGS	STRATIGRAPHIC DESCRIPTION & REMARKS	DEPTH ft BGS	MONITOR INSTALLATION	SAMPLE NUMBER	SAMPLE INTERVAL	SAMPLE REC (%)	SAMPLE 'N' VALUE	SAMPLE PID (ppm)
0	GP- GRAVEL	0.50		159				0.0
2	CL- SILTY CLAY, with gravel, firm, low plasticity, greenish gray, moist					80		0.0
4								0.0
6	- brown at 5.0ft BGS							0.0
8						100		0.0
10	GC- CLAYEY GRAVEL, compact, coarse, brown, moist, large stone	10.00	BENTONITE CHIP	160				0.0
12						100		0.0
14								0.0
16								0.0
18	- saturated at 18.0ft BGS			161		100		0.0
20	END OF BOREHOLE @ 20.0ft BGS	20.00						0.0
22								
24								
26								
28								
30								
32								
34								

NOTES: MEASURING POINT ELEVATIONS MAY CHANGE; REFER TO CURRENT ELEVATION TABLE

CHEMICAL ANALYSIS (159, 160, 161)

OVERBURDEN LOG 17324-T07-SC.GPJ CRA_CORP.GDT 1/12/12

STRATIGRAPHIC AND INSTRUMENTATION LOG (OVERBURDEN)

PROJECT NAME: FORMER MANUAL TRANSISSIONS OF MUNCIE
PROJECT NUMBER: 017324-T07
CLIENT: RACER TRUST
LOCATION: 1200 WEST 8TH STREET, MUNCIE, INDIANA

HOLE DESIGNATION: BH14-11
DATE COMPLETED: November 30, 2011
DRILLING METHOD: DPT W/4 1/4 HSA
FIELD PERSONNEL: T. PRANGER

DEPTH ft BGS	STRATIGRAPHIC DESCRIPTION & REMARKS	DEPTH ft BGS	MONITOR INSTALLATION	SAMPLE NUMBER	SAMPLE INTERVAL	SAMPLE REC (%)	SAMPLE 'N' VALUE	SAMPLE PID (ppm)
0	FILL- silty clay, with gravel, firm, low plasticity, brown, moist							0.0
2	FILL- sand, with gravel, loose, coarse, moist	1.50		156		60		0.0
4								0.0
6	CL- SILTY CLAY, stiff, low plasticity	6.00						0.0
8	- sand seam(6") at 7.0ft BGS					80		
10	- sand seam(6") at 9.0ft BGS		BENTONITE CHIP	157				0.0
12	- sand seam(6") at 11.0ft BGS							0.0
14						70		0.0
16				158				0.0
18	GP- GRAVEL, and sand, compact, coarse, gray, saturated	16.50				50		0.0
20	END OF BOREHOLE @ 17.5ft BGS	17.50						
22								
24								
26								
28								
30								
32								
34								

NOTES: MEASURING POINT ELEVATIONS MAY CHANGE; REFER TO CURRENT ELEVATION TABLE

CHEMICAL ANALYSIS ( )

OVERBURDEN LOG 17324-T07-SC.GPJ CRA_CORP.GDT 1/12/12

STRATIGRAPHIC AND INSTRUMENTATION LOG (OVERBURDEN)

PROJECT NAME: FORMER MANUAL TRANSISSIONS OF MUNCIE
PROJECT NUMBER: 017324-T07
CLIENT: RACER TRUST
LOCATION: 1200 WEST 8TH STREET, MUNCIE, INDIANA

HOLE DESIGNATION: BH15-11
DATE COMPLETED: November 30, 2011
DRILLING METHOD: DPT W/4 1/4 HSA
FIELD PERSONNEL: T. PRANGER

DEPTH ft BGS	STRATIGRAPHIC DESCRIPTION & REMARKS	DEPTH ft BGS	MONITOR INSTALLATION	SAMPLE NUMBER	SAMPLE INTERVAL	SAMPLE REC (%)	SAMPLE 'N' VALUE	SAMPLE PID (ppm)
0	FILL- gravel, sand, coal chips			153		60		0.0
								0.0
3.50	FILL- silty clay, firm, low plasticity, brown, dry, large stones			154				0.0
			BENTONITE CHIP			100		0.0
				155				0.0
10.00	GP- GRAVEL, sand, loose, coarse, brown, saturated							0.0
						80		0.0
14.50								0.0
15.00	CL- SILTY CLAY, with gravel, stiff, low plasticity, gray							
	END OF BOREHOLE @ 15.0ft BGS							

NOTES: MEASURING POINT ELEVATIONS MAY CHANGE; REFER TO CURRENT ELEVATION TABLE

CHEMICAL ANALYSIS ( )

OVERBURDEN LOG 17324-T07-SC.GPJ CRA_CORP.GDT 1/12/12

STRATIGRAPHIC AND INSTRUMENTATION LOG (OVERBURDEN)

PROJECT NAME: FORMER MANUAL TRANSISSIONS OF MUNCIE
PROJECT NUMBER: 017324-T07
CLIENT: RACER TRUST
LOCATION: 1200 WEST 8TH STREET, MUNCIE, INDIANA

HOLE DESIGNATION: BH16-11
DATE COMPLETED: November 30, 2011
DRILLING METHOD: DPT W/4 1/4 HSA
FIELD PERSONNEL: T. PRANGER

DEPTH ft BGS	STRATIGRAPHIC DESCRIPTION & REMARKS	DEPTH ft BGS	MONITOR INSTALLATION	SAMPLE NUMBER	SAMPLE INTERVAL	SAMPLE REC (%)	SAMPLE 'N' VALUE	SAMPLE PID (ppm)
0	FILL- sand, with clay, coarse grained, brown, large rocks, saturated							0.0
2				150		80		0.0
4								0.0
6								0.0
8	- large piece of wood at 8.5ft BGS		BENTONITE CHIP			100		0.0
10	CL- SILTY CLAY, with large stone/cobble, stiff, gray, moist	10.00						0.0
12						100		0.0
14				151/152				0.0
16	GP- GRAVEL, sand, compact, coarse, gray/brown, compact, saturated	16.00						0.0
		17.00				40		
18	END OF BOREHOLE @ 17.0ft BGS							
20								
22								
24								
26								
28								
30								
32								
34								

NOTES: MEASURING POINT ELEVATIONS MAY CHANGE; REFER TO CURRENT ELEVATION TABLE

CHEMICAL ANALYSIS (150)

OVERBURDEN LOG 17324-T07-SC.GPJ CRA_CORP.GDT 1/12/12

STRATIGRAPHIC AND INSTRUMENTATION LOG (OVERBURDEN)

PROJECT NAME: FORMER MANUAL TRANSISSIONS OF MUNCIE
PROJECT NUMBER: 017324-T07
CLIENT: RACER TRUST
LOCATION: 1200 WEST 8TH STREET, MUNCIE, INDIANA

HOLE DESIGNATION: BH17-11
DATE COMPLETED: November 30, 2011
DRILLING METHOD: DPT W/4 1/4 HSA
FIELD PERSONNEL: T. PRANGER

DEPTH ft BGS	STRATIGRAPHIC DESCRIPTION & REMARKS	DEPTH ft BGS	MONITOR INSTALLATION	SAMPLE NUMBER	SAMPLE INTERVAL	SAMPLE REC (%)	SAMPLE 'N' VALUE	SAMPLE PID (ppm)
0	FILL- gravel	0.50		147				0.0
2	FILL- silty clay, with gravel, low plasticity, tan, dry, trace red brick					100		0.0
4								0.0
6								0.0
8	CL- SILTY CLAY, with gravel, stiff, low plasticity, brown, moist	8.00	BENTONITE CHIP	148		100		0.0
10								0.0
12	GP- GRAVEL, with sand, loose, coarse, brown, dry	11.00		149		100		0.0
14	- saturated at 14.5ft BGS							0.0
16	END OF BOREHOLE @ 15.0ft BGS	15.00						
18								
20								
22								
24								
26								
28								
30								
32								
34								

NOTES: MEASURING POINT ELEVATIONS MAY CHANGE; REFER TO CURRENT ELEVATION TABLE

CHEMICAL ANALYSIS (147)

OVERBURDEN LOG 17324-T07-SC.GPJ CRA_CORP.GDT 1/12/12

STRATIGRAPHIC AND INSTRUMENTATION LOG (OVERBURDEN)

PROJECT NAME: FORMER MANUAL TRANSISSIONS OF MUNCIE
PROJECT NUMBER: 017324-T07
CLIENT: RACER TRUST
LOCATION: 1200 WEST 8TH STREET, MUNCIE, INDIANA

HOLE DESIGNATION: BH18-11
DATE COMPLETED: November 30, 2011
DRILLING METHOD: DPT W/4 1/4 HSA
FIELD PERSONNEL: T. PRANGER

DEPTH ft BGS	STRATIGRAPHIC DESCRIPTION & REMARKS	DEPTH ft BGS	MONITOR INSTALLATION	SAMPLE NUMBER	SAMPLE INTERVAL	SAMPLE REC (%)	SAMPLE 'N' VALUE	SAMPLE PID (ppm)
0	FILL- gravel and clay, loose/soft, coarse, brown, saturated							0.0
2						80		0.0
4				145				0.0
6								0.0
8			BENTONITE CHIP			100		0.0
10		10.50		146				0.0
12	CL- SILTY CLAY, with gravel, stiff, low plasticity, gray, moist					80		0.0
14		14.50						0.0
15	GP/SP- GRAVEL/SAND, loose, coarse, brown, saturated	15.00						
16	END OF BOREHOLE @ 15.0ft BGS							
18								
20								
22								
24								
26								
28								
30								
32								
34								

NOTES: MEASURING POINT ELEVATIONS MAY CHANGE; REFER TO CURRENT ELEVATION TABLE

CHEMICAL ANALYSIS (145, 146)

OVERBURDEN LOG 17324-T07-SC.GPJ CRA_CORP.GDT 1/12/12

STRATIGRAPHIC AND INSTRUMENTATION LOG (OVERBURDEN)

PROJECT NAME: FORMER MANUAL TRANSISSIONS OF MUNCIE
PROJECT NUMBER: 017324-T07
CLIENT: RACER TRUST
LOCATION: 1200 WEST 8TH STREET, MUNCIE, INDIANA

HOLE DESIGNATION: BH19-11
DATE COMPLETED: November 30, 2011
DRILLING METHOD: DPT W/4 1/4 HSA
FIELD PERSONNEL: T. PRANGER

DEPTH ft BGS	STRATIGRAPHIC DESCRIPTION & REMARKS	DEPTH ft BGS	MONITOR INSTALLATION	SAMPLE NUMBER	SAMPLE INTERVAL	SAMPLE REC (%)	SAMPLE 'N' VALUE	SAMPLE PID (ppm)
0	FILL- gravel, sand, with clay, loose, brown, saturated		BENTONITE CHIP					0.0
2						60		0.0
4				143				0.0
6								0.0
8						80		0.0
10	CL- SILTY CLAY, with gravel, soft, low plasticity, gray, very moist	10.00		144				0.0
12						100		0.0
14	SC- SAND, and clay, loose, coarse, gray, saturated	13.50						0.0
16	END OF BOREHOLE @ 15.0ft BGS	15.00						
18								
20								
22								
24								
26								
28								
30								
32								
34								

NOTES: MEASURING POINT ELEVATIONS MAY CHANGE; REFER TO CURRENT ELEVATION TABLE

CHEMICAL ANALYSIS (143, 144)

OVERBURDEN LOG 17324-T07-SC.GPJ CRA_CORP.GDT 1/12/12

STRATIGRAPHIC AND INSTRUMENTATION LOG (OVERBURDEN)

PROJECT NAME: FORMER MANUAL TRANSISSIONS OF MUNCIE
PROJECT NUMBER: 017324-T07
CLIENT: RACER TRUST
LOCATION: 1200 WEST 8TH STREET, MUNCIE, INDIANA

HOLE DESIGNATION: BH20-11
DATE COMPLETED: November 30, 2011
DRILLING METHOD: DPT W/4 1/4 HSA
FIELD PERSONNEL: T. PRANGER

DEPTH ft BGS	STRATIGRAPHIC DESCRIPTION & REMARKS	DEPTH ft BGS	MONITOR INSTALLATION	SAMPLE NUMBER	SAMPLE INTERVAL	SAMPLE REC (%)	SAMPLE 'N' VALUE	SAMPLE PID (ppm)
0	CONCRETE	0.42						0.0
2	FILL- gravel, sand, loose, coarse, moist to wet			140		50		1.1
4								
6	CL- SILTY CLAY, with gravel, stiff, low plasticity, brown, moist	5.00	BENTONITE CHIP	141		80		0.3
8								0.0
10				142				0.0
12	GP- GRAVEL, and coarse sand, loose, brown, saturated, oxidation stain	11.00						0.0
14	CL- SILTY CLAY, with gravel, stiff, low plasticity, gray, dry - saturated sand seam(6") at 14.0ft BGS	12.00				100		0.0
16	END OF BOREHOLE @ 15.0ft BGS	15.00						
18								
20								
22								
24								
26								
28								
30								
32								
34								

NOTES: MEASURING POINT ELEVATIONS MAY CHANGE; REFER TO CURRENT ELEVATION TABLE

CHEMICAL ANALYSIS (oval)

OVERBURDEN LOG 17324-T07-SC.GPJ CRA_CORP.GDT 1/12/12

STRATIGRAPHIC AND INSTRUMENTATION LOG (OVERBURDEN)

PROJECT NAME: FORMER MANUAL TRANSISSIONS OF MUNCIE
PROJECT NUMBER: 017324-T07
CLIENT: RACER TRUST
LOCATION: 1200 WEST 8TH STREET, MUNCIE, INDIANA

HOLE DESIGNATION: BH21-11
DATE COMPLETED: November 23, 2011
DRILLING METHOD: DPT W/4 1/4 HSA
FIELD PERSONNEL: T. PRANGER

DEPTH ft BGS	STRATIGRAPHIC DESCRIPTION & REMARKS	DEPTH ft BGS	MONITOR INSTALLATION	SAMPLE NUMBER	SAMPLE INTERVAL	SAMPLE REC (%)	SAMPLE 'N' VALUE	SAMPLE PID (ppm)
0	ASPHALT	0.50						
	GRAVEL, black	1.00						2.2
2	CL- SILTY CLAY, firm, low plasticity, greenish gray, moist			081		70		10.9
4								
6			BENTONITE CHIP					0.9
	CL- SILTY CLAY, trace gravel, firm, low plasticity, brown, slightly orange tint	6.00						0.0
8						100		
				082				0.0
10	END OF BOREHOLE @ 10.0ft BGS	10.00						
12								
14								
16								
18								
20								
22								
24								
26								
28								
30								
32								
34								

NOTES: MEASURING POINT ELEVATIONS MAY CHANGE; REFER TO CURRENT ELEVATION TABLE

CHEMICAL ANALYSIS (oval)

OVERBURDEN LOG 17324-T07-SC.GPJ CRA_CORP.GDT 1/12/12

STRATIGRAPHIC AND INSTRUMENTATION LOG (OVERBURDEN)

PROJECT NAME: FORMER MANUAL TRANSISSIONS OF MUNCIE
PROJECT NUMBER: 017324-T07
CLIENT: RACER TRUST
LOCATION: 1200 WEST 8TH STREET, MUNCIE, INDIANA

HOLE DESIGNATION: BH22-11
DATE COMPLETED: November 23, 2011
DRILLING METHOD: DPT W/4 1/4 HSA
FIELD PERSONNEL: T. PRANGER

DEPTH ft BGS	STRATIGRAPHIC DESCRIPTION & REMARKS	DEPTH ft BGS	MONITOR INSTALLATION	SAMPLE NUMBER	SAMPLE INTERVAL	SAMPLE REC (%)	SAMPLE 'N' VALUE	SAMPLE PID (ppm)
0	FILL- gravel, with clay, firm, compact, dark gray, very moist							0.2
2						80		4.8
4	- gravel seam, black(6") at 4.0ft BGS - clay, fill, gray, greenish tint at 4.5ft BGS			085				5.6
6	- large piece of wood at 7.0ft BGS							5.5
8	CL- SILTY CLAY, trace gravel, firm, low plasticity, light gray/brown,	8.00	BENTONITE CHIP			100		4.1
10				086				0.9
12	- saturated, sand (6") at 12.0ft BGS					100		0.8
14								0.8
	END OF BOREHOLE @ 15.0ft BGS	15.00						
16								
18								
20								
22								
24								
26								
28								
30								
32								
34								

NOTES: MEASURING POINT ELEVATIONS MAY CHANGE; REFER TO CURRENT ELEVATION TABLE

CHEMICAL ANALYSIS (oval)

OVERBURDEN LOG 17324-T07-SC.GPJ CRA_CORP.GDT 1/12/12

STRATIGRAPHIC AND INSTRUMENTATION LOG (OVERBURDEN)

PROJECT NAME: FORMER MANUAL TRANSISSIONS OF MUNCIE
PROJECT NUMBER: 017324-T07
CLIENT: RACER TRUST
LOCATION: 1200 WEST 8TH STREET, MUNCIE, INDIANA

HOLE DESIGNATION: BH23-11
DATE COMPLETED: November 23, 2011
DRILLING METHOD: DPT W/4 1/4 HSA
FIELD PERSONNEL: T. PRANGER

DEPTH ft BGS	STRATIGRAPHIC DESCRIPTION & REMARKS	DEPTH ft BGS	MONITOR INSTALLATION	SAMPLE NUMBER	SAMPLE INTERVAL	SAMPLE REC (%)	SAMPLE 'N' VALUE
0	FILL-gravel, with clay, firm, compact, gray, very moist		BENTONITE CHIP				
4	- refusal at 4.0ft BGS	4.00					
	END OF BOREHOLE @ 4.0ft BGS						

NOTES: MEASURING POINT ELEVATIONS MAY CHANGE; REFER TO CURRENT ELEVATION TABLE

OVERBURDEN LOG 17324-T07-SC.GPJ CRA_CORP.GDT 1/13/12

STRATIGRAPHIC AND INSTRUMENTATION LOG (OVERBURDEN)

PROJECT NAME: FORMER MANUAL TRANSISSIONS OF MUNCIE
PROJECT NUMBER: 017324-T07
CLIENT: RACER TRUST
LOCATION: 1200 WEST 8TH STREET, MUNCIE, INDIANA

HOLE DESIGNATION: BH24-11
DATE COMPLETED: November 23, 2011
DRILLING METHOD: DPT W/4 1/4 HSA
FIELD PERSONNEL: T. PRANGER

DEPTH ft BGS	STRATIGRAPHIC DESCRIPTION & REMARKS	DEPTH ft BGS	MONITOR INSTALLATION	SAMPLE NUMBER	SAMPLE INTERVAL	SAMPLE REC (%)	SAMPLE 'N' VALUE	SAMPLE PID (ppm)
0	CONCRETE	0.50						0.2
2	FILL- sand, gravel, clay, wood					50		0.4
4								0.5
6								0.6
8			BENTONITE CHIP			60		
10	- clay, greenish gray at 9.0ft BGS			087				12.2
12	CL- SILTY CLAY, trace gravel, firm, low plasticity, reddish brown, dry	12.00						10.9
14				088		100		21.5
16	END OF BOREHOLE @ 15.0ft BGS	15.00						19.8
18								
20								
22								
24								
26								
28								
30								
32								
34								

NOTES: MEASURING POINT ELEVATIONS MAY CHANGE; REFER TO CURRENT ELEVATION TABLE

CHEMICAL ANALYSIS (087, 088)

OVERBURDEN LOG 17324-T07-SC.GPJ CRA_CORP.GDT 1/12/12

STRATIGRAPHIC AND INSTRUMENTATION LOG (OVERBURDEN)

PROJECT NAME: FORMER MANUAL TRANSISSIONS OF MUNCIE
PROJECT NUMBER: 017324-T07
CLIENT: RACER TRUST
LOCATION: 1200 WEST 8TH STREET, MUNCIE, INDIANA

HOLE DESIGNATION: BH25-11
DATE COMPLETED: November 23, 2011
DRILLING METHOD: DPT W/4 1/4 HSA
FIELD PERSONNEL: T. PRANGER

DEPTH ft BGS	STRATIGRAPHIC DESCRIPTION & REMARKS	DEPTH ft BGS	MONITOR INSTALLATION	SAMPLE NUMBER	SAMPLE INTERVAL	SAMPLE REC (%)	SAMPLE 'N' VALUE	SAMPLE PID (ppm)
0	CONCRETE	0.67						0.0
2	FILL- clay, gravel, firm, moist			091		60		0.4
4								0.0
6								0.0
8	CL- SILTY CLAY,with gravel, stiff, low plasticity, brown, slightly moist	7.00	BENTONITE CHIP			80		0.0
10				092				0.0
12						100		0.0
14	- very moist at 14.0ft BGS							0.0
16	END OF BOREHOLE @ 15.0ft BGS	15.00						
18								
20								
22								
24								
26								
28								
30								
32								
34								

NOTES: MEASURING POINT ELEVATIONS MAY CHANGE; REFER TO CURRENT ELEVATION TABLE

CHEMICAL ANALYSIS (091, 092)

OVERBURDEN LOG 17324-T07-SC.GPJ CRA_CORP.GDT 1/12/12

STRATIGRAPHIC AND INSTRUMENTATION LOG (OVERBURDEN)

PROJECT NAME: FORMER MANUAL TRANSISSIONS OF MUNCIE
PROJECT NUMBER: 017324-T07
CLIENT: RACER TRUST
LOCATION: 1200 WEST 8TH STREET, MUNCIE, INDIANA

HOLE DESIGNATION: BH26-11
DATE COMPLETED: November 23, 2011
DRILLING METHOD: DPT W/4 1/4 HSA
FIELD PERSONNEL: T. PRANGER

DEPTH ft BGS	STRATIGRAPHIC DESCRIPTION & REMARKS	DEPTH ft BGS	MONITOR INSTALLATION	SAMPLE NUMBER	SAMPLE INTERVAL	SAMPLE REC (%)	SAMPLE 'N' VALUE	SAMPLE PID (ppm)
0	FILL- gravel, sand, with clay, dark gray, moist		BENTONITE CHIP					0.0
2				079				3.4
4								0.9
6	CL- SILTY CLAY, trace gravel, firm, low plasticity, moist	6.00		080				0.5
8								0.5
10	END OF BOREHOLE @ 10.0ft BGS	10.00						
12								
14								
16								
18								
20								
22								
24								
26								
28								
30								
32								
34								

NOTES: MEASURING POINT ELEVATIONS MAY CHANGE; REFER TO CURRENT ELEVATION TABLE

CHEMICAL ANALYSIS ( )

OVERBURDEN LOG 17324-T07-SC.GPJ CRA_CORP.GDT 1/12/12

STRATIGRAPHIC AND INSTRUMENTATION LOG (OVERBURDEN)

PROJECT NAME: FORMER MANUAL TRANSISSIONS OF MUNCIE
PROJECT NUMBER: 017324-T07
CLIENT: RACER TRUST
LOCATION: 1200 WEST 8TH STREET, MUNCIE, INDIANA

HOLE DESIGNATION: BH27-11
DATE COMPLETED: December 2, 2011
DRILLING METHOD: DPT W/4 1/4 HSA
FIELD PERSONNEL: T. PRANGER

DEPTH ft BGS	STRATIGRAPHIC DESCRIPTION & REMARKS	DEPTH ft BGS	MONITOR INSTALLATION	SAMPLE NUMBER	SAMPLE INTERVAL	SAMPLE REC (%)	SAMPLE 'N' VALUE	SAMPLE PID (ppm)
0	FILL- gravel, saturated							0.0
2								0.0
4	FILL- silty clay, firm, low plasticity, gray, moist	4.00		193				1.2
6								0.0
8			BENTONITE CHIP					0.0
10	CL- SILTY CLAY, with gravel, low plasticity, brown, moist	10.00		194				0.0
12								0.0
14								0.0
16	END OF BOREHOLE @ 15.0ft BGS	15.00						
18								
20								
22								
24								
26								
28								
30								
32								
34								

NOTES: MEASURING POINT ELEVATIONS MAY CHANGE; REFER TO CURRENT ELEVATION TABLE

CHEMICAL ANALYSIS (oval)

OVERBURDEN LOG 17324-T07-SC.GPJ CRA_CORP.GDT 1/12/12

STRATIGRAPHIC AND INSTRUMENTATION LOG (OVERBURDEN)

PROJECT NAME: FORMER MANUAL TRANSISSIONS OF MUNCIE
PROJECT NUMBER: 017324-T07
CLIENT: RACER TRUST
LOCATION: 1200 WEST 8TH STREET, MUNCIE, INDIANA

HOLE DESIGNATION: BH28-11
DATE COMPLETED: December 1, 2011
DRILLING METHOD: DPT W/4 1/4 HSA
FIELD PERSONNEL: T. PRANGER

DEPTH ft BGS	STRATIGRAPHIC DESCRIPTION & REMARKS	DEPTH ft BGS	MONITOR INSTALLATION	SAMPLE NUMBER	SAMPLE INTERVAL	SAMPLE REC (%)	SAMPLE 'N' VALUE	SAMPLE PID (ppm)
0	FILL- gravel							0.0
2						70		0.0
4				191				1.5
6	- wood at 7.0ft BGS		BENTONITE CHIP					0.0
8						80		
	CL- SILTY CLAY, firm, low plasticity, brown, moist	8.50						0.2
10								0.0
12				192		80		0.1
14								0.0
	END OF BOREHOLE @ 15.0ft BGS	15.00						
16								
18								
20								
22								
24								
26								
28								
30								
32								
34								

NOTES: MEASURING POINT ELEVATIONS MAY CHANGE; REFER TO CURRENT ELEVATION TABLE

CHEMICAL ANALYSIS (oval)

OVERBURDEN LOG 17324-T07-SC.GPJ CRA_CORP.GDT 1/12/12

STRATIGRAPHIC AND INSTRUMENTATION LOG (OVERBURDEN)

PROJECT NAME: FORMER MANUAL TRANSISSIONS OF MUNCIE
PROJECT NUMBER: 017324-T07
CLIENT: RACER TRUST
LOCATION: 1200 WEST 8TH STREET, MUNCIE, INDIANA

HOLE DESIGNATION: BH29-11
DATE COMPLETED: November 28, 2011
DRILLING METHOD: DPT W/4 1/4 HSA
FIELD PERSONNEL: T. PRANGER

DEPTH ft BGS	STRATIGRAPHIC DESCRIPTION & REMARKS	DEPTH ft BGS	MONITOR INSTALLATION	SAMPLE NUMBER	SAMPLE INTERVAL	SAMPLE REC (%)	SAMPLE 'N' VALUE	SAMPLE PID (ppm)
0	STONE	0.50						0.0
	CONCRETE	1.00						
2	FILL- sand, loose, coarse, brown, moist					60		0.3
4	- saturated at 4.0ft BGS							0.2
6								0.4
8	CL- SILTY CLAY, with sand, soft, low plasticity, gray, moist	8.00				80		
				102				1.4
10			BENTONITE CHIP					0.4
12	SP- SAND, loose, coarse/medium, gray, saturated	12.00				80		0.0
	CL- SILTY CLAY, with gravel, stiff	13.00						
14				103				0.0
16								0.0
18						100		0.0
20	END OF BOREHOLE @ 20.0ft BGS	20.00						
22								
24								
26								
28								
30								
32								
34								

NOTES: MEASURING POINT ELEVATIONS MAY CHANGE; REFER TO CURRENT ELEVATION TABLE

CHEMICAL ANALYSIS ( )

OVERBURDEN LOG 17324-T07-SC.GPJ CRA_CORP.GDT 1/12/12

STRATIGRAPHIC AND INSTRUMENTATION LOG (OVERBURDEN)

PROJECT NAME: FORMER MANUAL TRANSISSIONS OF MUNCIE
PROJECT NUMBER: 017324-T07
CLIENT: RACER TRUST
LOCATION: 1200 WEST 8TH STREET, MUNCIE, INDIANA

HOLE DESIGNATION: BH30-11
DATE COMPLETED: November 28, 2011
DRILLING METHOD: DPT W/4 1/4 HSA
FIELD PERSONNEL: T. PRANGER

DEPTH ft BGS	STRATIGRAPHIC DESCRIPTION & REMARKS	DEPTH ft BGS	MONITOR INSTALLATION	SAMPLE NUMBER	SAMPLE INTERVAL	SAMPLE REC (%)	SAMPLE 'N' VALUE	SAMPLE PID (ppm)
0	CONCRETE	0.50						0.5
2	FILL- gravel, sand, loose, coarse grained, brown, moist			099		70		0.5
4								
5.00								0.1
6	FILL- silty clay, firm, low plasticity, with wood and trace red brick		BENTONITE CHIP					0.4
8						80		
10		10.00						0.0
10	CL- SILTY CLAY, with gravel, firm, low plasticity, brown, dry			100				0.0
12						100		
14								0.0
15.00								0.0
16	END OF BOREHOLE @ 15.0ft BGS							
18								
20								
22								
24								
26								
28								
30								
32								
34								

NOTES: MEASURING POINT ELEVATIONS MAY CHANGE; REFER TO CURRENT ELEVATION TABLE

CHEMICAL ANALYSIS ( )

OVERBURDEN LOG 17324-T07-SC.GPJ CRA_CORP.GDT 1/12/12

STRATIGRAPHIC AND INSTRUMENTATION LOG (OVERBURDEN)

PROJECT NAME: FORMER MANUAL TRANSISSIONS OF MUNCIE
PROJECT NUMBER: 017324-T07
CLIENT: RACER TRUST
LOCATION: 1200 WEST 8TH STREET, MUNCIE, INDIANA

HOLE DESIGNATION: BH31-11
DATE COMPLETED: December 2, 2011
DRILLING METHOD: DPT W/4 1/4 HSA
FIELD PERSONNEL: T. PRANGER

DEPTH ft BGS	STRATIGRAPHIC DESCRIPTION & REMARKS	DEPTH ft BGS	MONITOR INSTALLATION	SAMPLE NUMBER	SAMPLE INTERVAL	SAMPLE REC (%)	SAMPLE 'N' VALUE	SAMPLE PID (ppm)
0	FILL- gravel, saturated							0.8
2						60		1.5
3	FILL- sand and gravel, with clay, loose, tan, moist	3.00						
4				195				2.1
6								0.8
8			BENTONITE CHIP			80		0.1
9	CL- SILTY CLAY, with gravel, firm, low plasticity, moist	9.50						
10				196/197				0.1
12						100		0.1
14								0.1
15	END OF BOREHOLE @ 15.0ft BGS	15.00						
16								
18								
20								
22								
24								
26								
28								
30								
32								
34								

NOTES: MEASURING POINT ELEVATIONS MAY CHANGE; REFER TO CURRENT ELEVATION TABLE

CHEMICAL ANALYSIS (195, 196/197)

STRATIGRAPHIC AND INSTRUMENTATION LOG (OVERBURDEN)

PROJECT NAME: FORMER MANUAL TRANSISSIONS OF MUNCIE
PROJECT NUMBER: 017324-T07
CLIENT: RACER TRUST
LOCATION: 1200 WEST 8TH STREET, MUNCIE, INDIANA

HOLE DESIGNATION: BH32-11
DATE COMPLETED: December 1, 2011
DRILLING METHOD: DPT W/4 1/4 HSA
FIELD PERSONNEL: T. PRANGER

DEPTH ft BGS	STRATIGRAPHIC DESCRIPTION & REMARKS	DEPTH ft BGS	MONITOR INSTALLATION	SAMPLE NUMBER	SAMPLE INTERVAL	SAMPLE REC (%)	SAMPLE 'N' VALUE	SAMPLE PID (ppm)
2	FILL- gravel, sand, coarse, dark gray, wet							1.5
	- wood at 2.5ft BGS			177		80		2.5
4								
	FILL- silty clay, soft, low plasticity, brown, very moist	5.00	BENTONITE CHIP					2.1
6								
8						80		0.0
	CL- SILTY CLAY, firm, low plasticity, gray, moist	8.00		178				0.0
10	END OF BOREHOLE @ 10.0ft BGS	10.00						
12								
14								
16								
18								
20								
22								
24								
26								
28								
30								
32								
34								

NOTES: MEASURING POINT ELEVATIONS MAY CHANGE; REFER TO CURRENT ELEVATION TABLE

CHEMICAL ANALYSIS (177)

OVERBURDEN LOG 17324-T07-SC.GPJ CRA_CORP.GDT 1/12/12

STRATIGRAPHIC AND INSTRUMENTATION LOG (OVERBURDEN)

PROJECT NAME: FORMER MANUAL TRANSISSIONS OF MUNCIE
PROJECT NUMBER: 017324-T07
CLIENT: RACER TRUST
LOCATION: 1200 WEST 8TH STREET, MUNCIE, INDIANA

HOLE DESIGNATION: BH33-11
DATE COMPLETED: November 21, 2011
DRILLING METHOD: DPT W/4 1/4 HSA
FIELD PERSONNEL: T. PRANGER

DEPTH ft BGS	STRATIGRAPHIC DESCRIPTION & REMARKS	DEPTH ft BGS	MONITOR INSTALLATION	SAMPLE NUMBER	SAMPLE INTERVAL	SAMPLE REC (%)	SAMPLE 'N' VALUE
0	ASPHALT, and concrete		BENTONITE CHIP				
2							
	- refusal at 3.0ft BGS	3.00					
4	END OF BOREHOLE @ 3.0ft BGS						
6							
8							
10							
12							
14							
16							
18							
20							
22							
24							
26							
28							
30							
32							
34							

NOTES: MEASURING POINT ELEVATIONS MAY CHANGE; REFER TO CURRENT ELEVATION TABLE

OVERBURDEN LOG 17324-T07-SC.GPJ CRA_CORP.GDT 1/13/12

STRATIGRAPHIC AND INSTRUMENTATION LOG (OVERBURDEN)

PROJECT NAME: FORMER MANUAL TRANSISSIONS OF MUNCIE
PROJECT NUMBER: 017324-T07
CLIENT: RACER TRUST
LOCATION: 1200 WEST 8TH STREET, MUNCIE, INDIANA

HOLE DESIGNATION: BH34-11
DATE COMPLETED: November 21, 2011
DRILLING METHOD: DPT W/4 1/4 HSA
FIELD PERSONNEL: T. PRANGER

DEPTH ft BGS	STRATIGRAPHIC DESCRIPTION & REMARKS	DEPTH ft BGS	MONITOR INSTALLATION	SAMPLE NUMBER	SAMPLE INTERVAL	SAMPLE REC (%)	SAMPLE 'N' VALUE
0	CONCRETE	0.66	BENTONITE CHIP				
	FILL - clay, gravel, wet, red brick						
2							
4							
	- refusal at 5.0ft BGS	5.00					
6	END OF BOREHOLE @ 5.0ft BGS						
8							
10							
12							
14							
16							
18							
20							
22							
24							
26							
28							
30							
32							
34							

NOTES: MEASURING POINT ELEVATIONS MAY CHANGE; REFER TO CURRENT ELEVATION TABLE

OVERBURDEN LOG 17324-T07-SC.GPJ CRA_CORP.GDT 1/12/12

STRATIGRAPHIC AND INSTRUMENTATION LOG (OVERBURDEN)

PROJECT NAME: FORMER MANUAL TRANSISSIONS OF MUNCIE
PROJECT NUMBER: 017324-T07
CLIENT: RACER TRUST
LOCATION: 1200 WEST 8TH STREET, MUNCIE, INDIANA

HOLE DESIGNATION: BH35-11
DATE COMPLETED: November 21, 2011
DRILLING METHOD: DPT W/4 1/4 HSA
FIELD PERSONNEL: T. PRANGER

DEPTH ft BGS	STRATIGRAPHIC DESCRIPTION & REMARKS	DEPTH ft BGS	MONITOR INSTALLATION	SAMPLE NUMBER	SAMPLE INTERVAL	SAMPLE REC (%)	SAMPLE 'N' VALUE
	CONCRETE	0.67	BENTONITE CHIP				
	FILL- clay, gravel, wet, red brick						
	- refusal at 5.0ft BGS	5.00					
	END OF BOREHOLE @ 5.0ft BGS						

NOTES: MEASURING POINT ELEVATIONS MAY CHANGE; REFER TO CURRENT ELEVATION TABLE

OVERBURDEN LOG 17324-T07-SC.GPJ CRA_CORP.GDT 1/12/12

STRATIGRAPHIC AND INSTRUMENTATION LOG (OVERBURDEN)

PROJECT NAME: FORMER MANUAL TRANSISSIONS OF MUNCIE
PROJECT NUMBER: 017324-T07
CLIENT: RACER TRUST
LOCATION: 1200 WEST 8TH STREET, MUNCIE, INDIANA

HOLE DESIGNATION: BH36-11
DATE COMPLETED: November 21, 2011
DRILLING METHOD: DPT W/4 1/4 HSA
FIELD PERSONNEL: T. PRANGER

DEPTH ft BGS	STRATIGRAPHIC DESCRIPTION & REMARKS	DEPTH ft BGS	MONITOR INSTALLATION	SAMPLE NUMBER	SAMPLE INTERVAL	SAMPLE REC (%)	SAMPLE 'N' VALUE	SAMPLE PID (ppm)
0	CONCRETE	0.67		22				0.0
2	FILL-clay, gravel, red brick, wet (water directly below concrete)	2.00						0.0
4	CL-SILTY CLAY, firm, low plasticity, grey, mottled brown, moist		BENTONITE CHIP					
6				23				0.0
8				24				0.0
10	END OF BOREHOLE @ 10.0ft BGS	10.00						0.0
12								
14								
16								
18								
20								
22								
24								
26								
28								
30								
32								
34								

NOTES: MEASURING POINT ELEVATIONS MAY CHANGE; REFER TO CURRENT ELEVATION TABLE

CHEMICAL ANALYSIS (22)

OVERBURDEN LOG 17324-T07-SC.GPJ CRA_CORP.GDT 1/12/12

STRATIGRAPHIC AND INSTRUMENTATION LOG (OVERBURDEN)

PROJECT NAME: FORMER MANUAL TRANSISSIONS OF MUNCIE
PROJECT NUMBER: 017324-T07
CLIENT: RACER TRUST
LOCATION: 1200 WEST 8TH STREET, MUNCIE, INDIANA

HOLE DESIGNATION: BH37-11
DATE COMPLETED: November 21, 2011
DRILLING METHOD: DPT W/4 1/4 HSA
FIELD PERSONNEL: T. PRANGER

DEPTH ft BGS	STRATIGRAPHIC DESCRIPTION & REMARKS	DEPTH ft BGS	MONITOR INSTALLATION	SAMPLE NUMBER	SAMPLE INTERVAL	SAMPLE REC (%)	SAMPLE 'N' VALUE	SAMPLE PID (ppm)
0	CONCRETE							
	FILL- gravel, clay, water below concrete	1.00		025				0.0
2	CL- SILTY CLAY, firm, low plasticity, gray with slight olive tint, moist	2.00				80		0.0
4								0.0
6			BENTONITE CHIP	026				0.0
8				027		100		0.0
10	END OF BOREHOLE @ 10.0ft BGS	10.00						0.0
12								
14								
16								
18								
20								
22								
24								
26								
28								
30								
32								
34								

NOTES: MEASURING POINT ELEVATIONS MAY CHANGE; REFER TO CURRENT ELEVATION TABLE

CHEMICAL ANALYSIS (025, 026, 027)

OVERBURDEN LOG 17324-T07-SC.GPJ CRA_CORP.GDT 1/12/12

STRATIGRAPHIC AND INSTRUMENTATION LOG (OVERBURDEN)

PROJECT NAME: FORMER MANUAL TRANSISSIONS OF MUNCIE
PROJECT NUMBER: 017324-T07
CLIENT: RACER TRUST
LOCATION: 1200 WEST 8TH STREET, MUNCIE, INDIANA

HOLE DESIGNATION: BH38-11
DATE COMPLETED: November 21, 2011
DRILLING METHOD: DPT W/4 1/4 HSA
FIELD PERSONNEL: T. PRANGER

DEPTH ft BGS	STRATIGRAPHIC DESCRIPTION & REMARKS	DEPTH ft BGS	MONITOR INSTALLATION	SAMPLE NUMBER	SAMPLE INTERVAL	SAMPLE REC (%)	SAMPLE 'N' VALUE
0	ASPHALT, concrete		BENTONITE CHIP				
3.00	- refusal at 3.0ft BGS END OF BOREHOLE @ 3.0ft BGS	3.00					

NOTES: MEASURING POINT ELEVATIONS MAY CHANGE; REFER TO CURRENT ELEVATION TABLE

OVERBURDEN LOG 17324-T07-SC.GPJ CRA_CORP.GDT 1/12/12

STRATIGRAPHIC AND INSTRUMENTATION LOG (OVERBURDEN)

PROJECT NAME: FORMER MANUAL TRANSISSIONS OF MUNCIE
PROJECT NUMBER: 017324-T07
CLIENT: RACER TRUST
LOCATION: 1200 WEST 8TH STREET, MUNCIE, INDIANA

HOLE DESIGNATION: BH39-11
DATE COMPLETED: November 21, 2011
DRILLING METHOD: DPT W/4 1/4 HSA
FIELD PERSONNEL: T. PRANGER

DEPTH ft BGS	STRATIGRAPHIC DESCRIPTION & REMARKS	DEPTH ft BGS	MONITOR INSTALLATION	SAMPLE NUMBER	SAMPLE INTERVAL	SAMPLE REC (%)	SAMPLE 'N' VALUE	SAMPLE PID (ppm)
0	CONCRETE	0.50						
	FILL- clay, with gravel, brown, moist, red brick			019				0.0
2						90		0.1
4	- dark gray, very moist at 4.5ft BGS		BENTONITE CHIP					0.1
6				020				0.1
8				021		100		0.1
10	END OF BOREHOLE @ 10.0ft BGS	10.00						0.1
12								
14								
16								
18								
20								
22								
24								
26								
28								
30								
32								
34								

NOTES: MEASURING POINT ELEVATIONS MAY CHANGE; REFER TO CURRENT ELEVATION TABLE

CHEMICAL ANALYSIS (oval)

OVERBURDEN LOG 17324-T07-SC.GPJ CRA_CORP.GDT 1/12/12

STRATIGRAPHIC AND INSTRUMENTATION LOG (OVERBURDEN)

PROJECT NAME: FORMER MANUAL TRANSISSIONS OF MUNCIE
PROJECT NUMBER: 017324-T07
CLIENT: RACER TRUST
LOCATION: 1200 WEST 8TH STREET, MUNCIE, INDIANA

HOLE DESIGNATION: BH40-11
DATE COMPLETED: November 21, 2011
DRILLING METHOD: DPT W/4 1/4 HSA
FIELD PERSONNEL: T. PRANGER

DEPTH ft BGS	STRATIGRAPHIC DESCRIPTION & REMARKS	DEPTH ft BGS	MONITOR INSTALLATION	SAMPLE NUMBER	SAMPLE INTERVAL	SAMPLE REC (%)	SAMPLE 'N' VALUE	SAMPLE PID (ppm)
0	CONCRETE	0.67						
	FILL- clay, gravel, silt, moist, red brick			035				0.0
2						70		0.0
4								0.0
	CL- SILTY CLAY, firm, low plasticity, brown, moist, oxdation staining	5.00	BENTONITE CHIP					
6				036				0.0
8				037		80		0.0
10	END OF BOREHOLE @ 10.0ft BGS	10.00						0.0
12								
14								
16								
18								
20								
22								
24								
26								
28								
30								
32								
34								

NOTES: MEASURING POINT ELEVATIONS MAY CHANGE; REFER TO CURRENT ELEVATION TABLE

CHEMICAL ANALYSIS (035)

OVERBURDEN LOG 17324-T07-SC.GPJ CRA_CORP.GDT 1/12/12

STRATIGRAPHIC AND INSTRUMENTATION LOG (OVERBURDEN)

PROJECT NAME: FORMER MANUAL TRANSISSIONS OF MUNCIE
PROJECT NUMBER: 017324-T07
CLIENT: RACER TRUST
LOCATION: 1200 WEST 8TH STREET, MUNCIE, INDIANA

HOLE DESIGNATION: BH41-11
DATE COMPLETED: November 21, 2011
DRILLING METHOD: DPT W/4 1/4 HSA
FIELD PERSONNEL: T. PRANGER

DEPTH ft BGS	STRATIGRAPHIC DESCRIPTION & REMARKS	DEPTH ft BGS	MONITOR INSTALLATION	SAMPLE NUMBER	SAMPLE INTERVAL	SAMPLE REC (%)	SAMPLE 'N' VALUE	SAMPLE PID (ppm)
0	CONCRETE	0.67		031/032				0.0
	FILL- clay, gravel, silt, moist							
2	CL- SILTY CLAY with trace sand, firm, low plasticity, light gray, moist	2.00				80		0.0
4								0.0
6			BENTONITE CHIP	033				0.1
8				034		100		0.1
10	END OF BOREHOLE @ 10.0ft BGS	10.00						0.0
12								
14								
16								
18								
20								
22								
24								
26								
28								
30								
32								
34								

NOTES: MEASURING POINT ELEVATIONS MAY CHANGE; REFER TO CURRENT ELEVATION TABLE

CHEMICAL ANALYSIS (oval)

OVERBURDEN LOG 17324-T07-SC.GPJ CRA_CORP.GDT 1/12/12

STRATIGRAPHIC AND INSTRUMENTATION LOG (OVERBURDEN)

PROJECT NAME: FORMER MANUAL TRANSISSIONS OF MUNCIE
PROJECT NUMBER: 017324-T07
CLIENT: RACER TRUST
LOCATION: 1200 WEST 8TH STREET, MUNCIE, INDIANA

HOLE DESIGNATION: BH42-11
DATE COMPLETED: November 21, 2011
DRILLING METHOD: DPT W/4 1/4 HSA
FIELD PERSONNEL: T. PRANGER

DEPTH ft BGS	STRATIGRAPHIC DESCRIPTION & REMARKS	DEPTH ft BGS	MONITOR INSTALLATION	SAMPLE NUMBER	SAMPLE INTERVAL	SAMPLE REC (%)	SAMPLE 'N' VALUE	SAMPLE PID (ppm)
0	ASPHALT/FILL							
	CONCRETE	1.00						
2	FILL- silty clay, brick, gravel, silt	2.00		028		60		0.0
4			BENTONITE CHIP					0.0
6	CL- SILTY CLAY, firm, low plasticity, gray/brown mottled, moist	6.00		029				0.0
8				030		100		0.0
10	END OF BOREHOLE @ 10.0ft BGS	10.00						0.0
12								
14								
16								
18								
20								
22								
24								
26								
28								
30								
32								
34								

NOTES: MEASURING POINT ELEVATIONS MAY CHANGE; REFER TO CURRENT ELEVATION TABLE

CHEMICAL ANALYSIS (oval)

OVERBURDEN LOG 17324-T07-SC.GPJ CRA_CORP.GDT 1/12/12

STRATIGRAPHIC AND INSTRUMENTATION LOG (OVERBURDEN)

PROJECT NAME: FORMER MANUAL TRANSISSIONS OF MUNCIE
PROJECT NUMBER: 017324-T07
CLIENT: RACER TRUST
LOCATION: 1200 WEST 8TH STREET, MUNCIE, INDIANA

HOLE DESIGNATION: BH43-11
DATE COMPLETED: November 21, 2011
DRILLING METHOD: DPT W/4 1/4 HSA
FIELD PERSONNEL: T. PRANGER

DEPTH ft BGS	STRATIGRAPHIC DESCRIPTION & REMARKS	DEPTH ft BGS	MONITOR INSTALLATION	SAMPLE NUMBER	SAMPLE INTERVAL	SAMPLE REC (%)	SAMPLE 'N' VALUE	SAMPLE PID (ppm)
0	CONCRETE	0.67						
	FILL- clay, silt			038				0.0
2						60		
	- red brick(12") at 3.0ft BGS							0.0
4								0.0
	CL- SILTY CLAY, firm, low plasticity, moist	5.00	BENTONITE CHIP					
6				039				0.0
						60		
8				040				0.0
								0.0
10	END OF BOREHOLE @ 10.0ft BGS	10.00						
12								
14								
16								
18								
20								
22								
24								
26								
28								
30								
32								
34								

NOTES: MEASURING POINT ELEVATIONS MAY CHANGE; REFER TO CURRENT ELEVATION TABLE

CHEMICAL ANALYSIS (038)

OVERBURDEN LOG 17324-T07-SC.GPJ CRA_CORP.GDT 1/12/12

STRATIGRAPHIC AND INSTRUMENTATION LOG (OVERBURDEN)

PROJECT NAME: FORMER MANUAL TRANSISSIONS OF MUNCIE
PROJECT NUMBER: 017324-T07
CLIENT: RACER TRUST
LOCATION: 1200 WEST 8TH STREET, MUNCIE, INDIANA

HOLE DESIGNATION: BH44-11
DATE COMPLETED: November 22, 2011
DRILLING METHOD: DPT W/4 1/4 HSA
FIELD PERSONNEL: T. PRANGER

DEPTH ft BGS	STRATIGRAPHIC DESCRIPTION & REMARKS	DEPTH ft BGS	MONITOR INSTALLATION	SAMPLE NUMBER	SAMPLE INTERVAL	SAMPLE REC (%)	SAMPLE 'N' VALUE	SAMPLE PID (ppm)
0	FILL- gravel, limestone							
	FILL- silty clay, soft, low plasticity, dark gray, moist	1.00		070				0.0
2				071		80		0.0
4								0.0
6	CL- SILTY CLAY, trace gravel, firm, low plasticity, brown, moist, trace iron staining(oxidation)	5.50						0.1
8						100		0.1
10								0.0
12	- stiff, gray at 12.0ft BGS		BENTONITE CHIP			100		0.0
14								0.0
16								0.0
18						100		0.0
20	GP- GRAVEL, with sand, loose, coarse, gray, saturated	20.00		072				0.0
22						100		0.0
24								0.0
26	END OF BOREHOLE @ 25.0ft BGS	25.00						
28								
30								
32								
34								

NOTES: MEASURING POINT ELEVATIONS MAY CHANGE; REFER TO CURRENT ELEVATION TABLE

CHEMICAL ANALYSIS ( )

OVERBURDEN LOG 17324-T07-SC.GPJ CRA_CORP.GDT 1/12/12

STRATIGRAPHIC AND INSTRUMENTATION LOG (OVERBURDEN)

PROJECT NAME: FORMER MANUAL TRANSISSIONS OF MUNCIE
PROJECT NUMBER: 017324-T07
CLIENT: RACER TRUST
LOCATION: 1200 WEST 8TH STREET, MUNCIE, INDIANA

HOLE DESIGNATION: BH45-11
DATE COMPLETED: November 22, 2011
DRILLING METHOD: DPT W/4 1/4 HSA
FIELD PERSONNEL: T. PRANGER

DEPTH ft BGS	STRATIGRAPHIC DESCRIPTION & REMARKS	DEPTH ft BGS	MONITOR INSTALLATION	SAMPLE NUMBER	SAMPLE INTERVAL	SAMPLE REC (%)	SAMPLE 'N' VALUE	SAMPLE PID (ppm)
0	CONCRETE, some large stone on top of gravel	0.67		067				0.0
2	CL- SILTY CLAY, trace gravel, firm, low plasticity, brown with red tint, very moist			068		60		0.0
4								0.0
6								0.1
8						70		0.2
10			BENTONITE CHIP	069				0.0
12	GP- GRAVEL, coarse sand, compact, brown, saturated	12.00				80		0.0
14								0.0
16								0.3
18						60		0.0
20	END OF BOREHOLE @ 20.0ft BGS	20.00						
22								
24								
26								
28								
30								
32								
34								

NOTES: MEASURING POINT ELEVATIONS MAY CHANGE; REFER TO CURRENT ELEVATION TABLE

CHEMICAL ANALYSIS ( )

OVERBURDEN LOG 17324-T07-SC.GPJ CRA_CORP.GDT 1/12/12

STRATIGRAPHIC AND INSTRUMENTATION LOG (OVERBURDEN)

PROJECT NAME: FORMER MANUAL TRANSISSIONS OF MUNCIE
PROJECT NUMBER: 017324-T07
CLIENT: RACER TRUST
LOCATION: 1200 WEST 8TH STREET, MUNCIE, INDIANA

HOLE DESIGNATION: BH46-11
DATE COMPLETED: November 22, 2011
DRILLING METHOD: DPT W/4 1/4 HSA
FIELD PERSONNEL: T. PRANGER

DEPTH ft BGS	STRATIGRAPHIC DESCRIPTION & REMARKS	DEPTH ft BGS	MONITOR INSTALLATION	SAMPLE NUMBER	SAMPLE INTERVAL	SAMPLE REC (%)	SAMPLE 'N' VALUE	SAMPLE PID (ppm)
0	TOPSOIL, gravel							
	FILL- clay, gravel	1.00		064				0.0
2	CL- SILTY CLAY, firm, low plasticity, brown, slight orange tint(oxidation stain), moist	2.50		065		80		0.0
4								0.1
6								0.1
8						80		0.1
10			BENTONITE CHIP					0.1
12								0.1
				066		80		0.1
14	GP- GRAVEL, and coarse sand, some large cobbles, loose, gray/brown, saturated	14.00						0.1
16								0.1
18						90		0.1
20	END OF BOREHOLE @ 20.0ft BGS	20.00						
22								
24								
26								
28								
30								
32								
34								

NOTES: MEASURING POINT ELEVATIONS MAY CHANGE; REFER TO CURRENT ELEVATION TABLE

CHEMICAL ANALYSIS ( )

OVERBURDEN LOG 17324-T07-SC.GPJ CRA_CORP.GDT 1/12/12

STRATIGRAPHIC AND INSTRUMENTATION LOG (OVERBURDEN)

PROJECT NAME: FORMER MANUAL TRANSISSIONS OF MUNCIE
PROJECT NUMBER: 017324-T07
CLIENT: RACER TRUST
LOCATION: 1200 WEST 8TH STREET, MUNCIE, INDIANA

HOLE DESIGNATION: BH47-11
DATE COMPLETED: November 22, 2011
DRILLING METHOD: DPT W/4 1/4 HSA
FIELD PERSONNEL: T. PRANGER

DEPTH ft BGS	STRATIGRAPHIC DESCRIPTION & REMARKS	DEPTH ft BGS	MONITOR INSTALLATION	SAMPLE NUMBER	SAMPLE INTERVAL	SAMPLE REC (%)	SAMPLE 'N' VALUE	SAMPLE PID (ppm)
0	CONCRETE	0.67						
	FILL- clay and trace gravel, brown			061				0.0
2						80		
	CL-SILTY CLAY, trace gravel, firm, low plasticity, brown	3.00		062				0.1
4								0.2
	- gravel seam(3") at 5.0ft BGS							
6								0.9
						80		
8								0.5
10	- increased gravel at 10.0ft BGS		BENTONITE CHIP					0.2
12				063		60		0.2
14		14.50						0.1
	GP- GRAVEL, with coarse sand, compact, tan/gray, saturated							
16								0.2
						80		
18								0.1
20	END OF BOREHOLE @ 20.0ft BGS	20.00						
22								
24								
26								
28								
30								
32								
34								

NOTES: MEASURING POINT ELEVATIONS MAY CHANGE; REFER TO CURRENT ELEVATION TABLE

CHEMICAL ANALYSIS (oval)

OVERBURDEN LOG 17324-T07-SC.GPJ CRA_CORP.GDT 1/12/12

STRATIGRAPHIC AND INSTRUMENTATION LOG (OVERBURDEN)

PROJECT NAME: FORMER MANUAL TRANSISSIONS OF MUNCIE
PROJECT NUMBER: 017324-T07
CLIENT: RACER TRUST
LOCATION: 1200 WEST 8TH STREET, MUNCIE, INDIANA

HOLE DESIGNATION: BH48-11
DATE COMPLETED: November 21, 2011
DRILLING METHOD: DPT W/4 1/4 HSA
FIELD PERSONNEL: T. PRANGER

DEPTH ft BGS	STRATIGRAPHIC DESCRIPTION & REMARKS	DEPTH ft BGS	MONITOR INSTALLATION	SAMPLE NUMBER	SAMPLE INTERVAL	SAMPLE REC (%)	SAMPLE 'N' VALUE	SAMPLE PID (ppm)
0	TOPSOIL- large stone							
	CL- SILTY CLAY, firm, low plasticity, brown, moist, slight oxidation staining	1.00		051				0.0
2				052		80		0.0
4								0.0
6								0.0
8						90		0.0
10			BENTONITE CHIP					0.0
12	- with sand(18") at 13.0ft BGS					70		0.0
14	- gray at 14.5ft BGS			053				0.0
16								0.0
18	SP- SAND, with gravel, trace clay, loose, coarse, gray, saturated	18.00				80		0.0
20	END OF BOREHOLE @ 20.0ft BGS	20.00						
22								
24								
26								
28								
30								
32								
34								

NOTES: MEASURING POINT ELEVATIONS MAY CHANGE; REFER TO CURRENT ELEVATION TABLE

CHEMICAL ANALYSIS ( )

OVERBURDEN LOG 17324-T07-SC.GPJ CRA_CORP.GDT 1/12/12

STRATIGRAPHIC AND INSTRUMENTATION LOG (OVERBURDEN)

PROJECT NAME: FORMER MANUAL TRANSISSIONS OF MUNCIE
PROJECT NUMBER: 017324-T07
CLIENT: RACER TRUST
LOCATION: 1200 WEST 8TH STREET, MUNCIE, INDIANA

HOLE DESIGNATION: BH49-11
DATE COMPLETED: November 22, 2011
DRILLING METHOD: DPT W/4 1/4 HSA
FIELD PERSONNEL: T. PRANGER

DEPTH ft BGS	STRATIGRAPHIC DESCRIPTION & REMARKS	DEPTH ft BGS	MONITOR INSTALLATION	SAMPLE NUMBER	SAMPLE INTERVAL	SAMPLE REC (%)	SAMPLE 'N' VALUE	SAMPLE PID (ppm)
0	CONCRETE	0.67		058				0.0
2	CL- SILTY CLAY, firm, low plasticity, brown, moist, slight oxidative staining			059		80		0.0
4								0.0
6						80		0.0
8								0.0
10								0.0
12	- with large gravel/ stone, very moist at 12.0ft BGS		BENTONITE CHIP			70		0.0
14								0.0
16								0.0
18						70		0.0
20	- gray at 19.5ft BGS GP- GRAVEL, with coarse sand, trace clay, compact, gray, saturated	20.00		060				0.0
22						100		0.0
24								0.0
26	END OF BOREHOLE @ 25.0ft BGS	25.00						
28								
30								
32								
34								

NOTES: MEASURING POINT ELEVATIONS MAY CHANGE; REFER TO CURRENT ELEVATION TABLE

CHEMICAL ANALYSIS (oval)

OVERBURDEN LOG 17324-T07-SC.GPJ CRA_CORP.GDT 1/12/12

STRATIGRAPHIC AND INSTRUMENTATION LOG (OVERBURDEN)

PROJECT NAME: FORMER MANUAL TRANSISSIONS OF MUNCIE
PROJECT NUMBER: 017324-T07
CLIENT: RACER TRUST
LOCATION: 1200 WEST 8TH STREET, MUNCIE, INDIANA

HOLE DESIGNATION: BH50-11
DATE COMPLETED: November 22, 2011
DRILLING METHOD: DPT W/4 1/4 HSA
FIELD PERSONNEL: T. PRANGER

DEPTH ft BGS	STRATIGRAPHIC DESCRIPTION & REMARKS	DEPTH ft BGS	MONITOR INSTALLATION	SAMPLE NUMBER	SAMPLE INTERVAL	SAMPLE REC (%)	SAMPLE 'N' VALUE	SAMPLE PID (ppm)
0	CONCRETE	0.67		054				0.0
2	CL- SILTY CLAY, trace sand/gravel, firm, low plasticity, brown, moist			055/056		80		0.0
4								0.0
6						80		0.0
8								0.0
10	- with gravel/sand, coarse, very moist at 10.0ft BGS		BENTONITE CHIP			60		0.0
12								0.0
14								0.0
16				057		80		0.0
18	SP/GP- SAND/GRAVEL, loose, coarse, brown/tan, saturated	18.00						0.0
20	END OF BOREHOLE @ 20.0ft BGS	20.00						
22								
24								
26								
28								
30								
32								
34								

NOTES: MEASURING POINT ELEVATIONS MAY CHANGE; REFER TO CURRENT ELEVATION TABLE

CHEMICAL ANALYSIS ( )

OVERBURDEN LOG 17324-T07-SC.GPJ CRA_CORP.GDT 1/12/12

STRATIGRAPHIC AND INSTRUMENTATION LOG (OVERBURDEN)

PROJECT NAME: FORMER MANUAL TRANSISSIONS OF MUNCIE
PROJECT NUMBER: 017324-T07
CLIENT: RACER TRUST
LOCATION: 1200 WEST 8TH STREET, MUNCIE, INDIANA

HOLE DESIGNATION: BH51-11
DATE COMPLETED: November 21, 2011
DRILLING METHOD: DPT W/4 1/4 HSA
FIELD PERSONNEL: T. PRANGER

DEPTH ft BGS	STRATIGRAPHIC DESCRIPTION & REMARKS	DEPTH ft BGS	MONITOR INSTALLATION	SAMPLE NUMBER	SAMPLE INTERVAL	SAMPLE REC (%)	SAMPLE 'N' VALUE	SAMPLE PID (ppm)
0	TOPSOIL			045				0.0
2	CL- SILTY CLAY, firm, low platicity, brown, moist	2.00	BENTONITE CHIP	046		80		0.0
4								0.0
	END OF BOREHOLE @ 5.0ft BGS	5.00						
6								
8								
10								
12								
14								
16								
18								
20								
22								
24								
26								
28								
30								
32								
34								

NOTES: MEASURING POINT ELEVATIONS MAY CHANGE; REFER TO CURRENT ELEVATION TABLE

CHEMICAL ANALYSIS (oval)

OVERBURDEN LOG 17324-T07-SC.GPJ CRA_CORP.GDT 1/12/12

STRATIGRAPHIC AND INSTRUMENTATION LOG (OVERBURDEN)

PROJECT NAME: FORMER MANUAL TRANSISSIONS OF MUNCIE
PROJECT NUMBER: 017324-T07
CLIENT: RACER TRUST
LOCATION: 1200 WEST 8TH STREET, MUNCIE, INDIANA

HOLE DESIGNATION: BH52-11
DATE COMPLETED: November 21, 2011
DRILLING METHOD: DPT W/4 1/4 HSA
FIELD PERSONNEL: T. PRANGER

DEPTH ft BGS	STRATIGRAPHIC DESCRIPTION & REMARKS	DEPTH ft BGS	MONITOR INSTALLATION	SAMPLE NUMBER	SAMPLE INTERVAL	SAMPLE REC (%)	SAMPLE 'N' VALUE	SAMPLE PID (ppm)
0	TOPSOIL			043				0.0
2	- dark gray with gravel at 1.9ft BGS FILL- silty clay, trace gravel, firm, low plasticity, brown, moist	2.00	BENTONITE CHIP	044				0.0
4								0.0
		5.00						
6	END OF BOREHOLE @ 5.0ft BGS							
8								
10								
12								
14								
16								
18								
20								
22								
24								
26								
28								
30								
32								
34								

NOTES: MEASURING POINT ELEVATIONS MAY CHANGE; REFER TO CURRENT ELEVATION TABLE

CHEMICAL ANALYSIS (043, 044)

OVERBURDEN LOG 17324-T07-SC.GPJ CRA_CORP.GDT 1/12/12

STRATIGRAPHIC AND INSTRUMENTATION LOG (OVERBURDEN)

PROJECT NAME: FORMER MANUAL TRANSISSIONS OF MUNCIE
PROJECT NUMBER: 017324-T07
CLIENT: RACER TRUST
LOCATION: 1200 WEST 8TH STREET, MUNCIE, INDIANA

HOLE DESIGNATION: BH53-11
DATE COMPLETED: November 21, 2011
DRILLING METHOD: DPT W/4 1/4 HSA
FIELD PERSONNEL: T. PRANGER

DEPTH ft BGS	STRATIGRAPHIC DESCRIPTION & REMARKS	DEPTH ft BGS	MONITOR INSTALLATION	SAMPLE NUMBER	SAMPLE INTERVAL	SAMPLE REC (%)	SAMPLE 'N' VALUE	SAMPLE PID (ppm)
0	CONCRETE	0.25	BENTONITE CHIP	015				0.0
	FILL- clay, gravel, silt, sand	1.00						
2	CL- SILTY CLAY, firm, low plasticity, brown, mottled gray, moist			016		90		0.0
4								0.0
	END OF BOREHOLE @ 5.0ft BGS	5.00						
6								
8								
10								
12								
14								
16								
18								
20								
22								
24								
26								
28								
30								
32								
34								

NOTES: MEASURING POINT ELEVATIONS MAY CHANGE; REFER TO CURRENT ELEVATION TABLE

CHEMICAL ANALYSIS (015, 016)

OVERBURDEN LOG 17324-T07-SC.GPJ CRA_CORP.GDT 1/12/12

STRATIGRAPHIC AND INSTRUMENTATION LOG (OVERBURDEN)

PROJECT NAME: FORMER MANUAL TRANSISSIONS OF MUNCIE
PROJECT NUMBER: 017324-T07
CLIENT: RACER TRUST
LOCATION: 1200 WEST 8TH STREET, MUNCIE, INDIANA

HOLE DESIGNATION: BH54-11
DATE COMPLETED: November 21, 2011
DRILLING METHOD: DPT W/4 1/4 HSA
FIELD PERSONNEL: T. PRANGER

DEPTH ft BGS	STRATIGRAPHIC DESCRIPTION & REMARKS	DEPTH ft BGS	MONITOR INSTALLATION	SAMPLE NUMBER	SAMPLE INTERVAL	SAMPLE REC (%)	SAMPLE 'N' VALUE	SAMPLE PID (ppm)
0	TOPSOIL	0.20	BENTONITE	49				0.0
2	CL-SILTY CLAY, red brick, firm, low plasticity, brown, moist, slight oxidation staining			50				0.0
4								0.0
5	END OF BOREHOLE @ 5.0ft BGS	5.00						
6								
8								
10								
12								
14								
16								
18								
20								
22								
24								
26								
28								
30								
32								
34								

NOTES: MEASURING POINT ELEVATIONS MAY CHANGE; REFER TO CURRENT ELEVATION TABLE

CHEMICAL ANALYSIS (49) (50)

OVERBURDEN LOG 17324-T07-SC.GPJ CRA_CORP.GDT 1/13/12

STRATIGRAPHIC AND INSTRUMENTATION LOG (OVERBURDEN)

PROJECT NAME: FORMER MANUAL TRANSISSIONS OF MUNCIE
PROJECT NUMBER: 017324-T07
CLIENT: RACER TRUST
LOCATION: 1200 WEST 8TH STREET, MUNCIE, INDIANA

HOLE DESIGNATION: BH55-11
DATE COMPLETED: November 21, 2011
DRILLING METHOD: DPT W/4 1/4 HSA
FIELD PERSONNEL: T. PRANGER

DEPTH ft BGS	STRATIGRAPHIC DESCRIPTION & REMARKS	DEPTH ft BGS	MONITOR INSTALLATION	SAMPLE NUMBER	SAMPLE INTERVAL	SAMPLE REC (%)	SAMPLE 'N' VALUE	SAMPLE PID (ppm)
0	CONCRETE	0.67	BENTONITE CHIP	047				0.8
	FILL- sand, clay							
2	CL- SILTY CLAY, firm, low plasticity, brown/gray, moist	2.00		048		70		0.0
4								0.0
	END OF BOREHOLE @ 5.0ft BGS	5.00						
6								
8								
10								
12								
14								
16								
18								
20								
22								
24								
26								
28								
30								
32								
34								

NOTES: MEASURING POINT ELEVATIONS MAY CHANGE; REFER TO CURRENT ELEVATION TABLE

CHEMICAL ANALYSIS (047)

OVERBURDEN LOG 17324-T07-SC.GPJ CRA_CORP.GDT 1/12/12

STRATIGRAPHIC AND INSTRUMENTATION LOG (OVERBURDEN)

PROJECT NAME: FORMER MANUAL TRANSISSIONS OF MUNCIE
PROJECT NUMBER: 017324-T07
CLIENT: RACER TRUST
LOCATION: 1200 WEST 8TH STREET, MUNCIE, INDIANA

HOLE DESIGNATION: BH56-11
DATE COMPLETED: November 21, 2011
DRILLING METHOD: DPT W/4 1/4 HSA
FIELD PERSONNEL: T. PRANGER

DEPTH ft BGS	STRATIGRAPHIC DESCRIPTION & REMARKS	DEPTH ft BGS	MONITOR INSTALLATION	SAMPLE NUMBER	SAMPLE INTERVAL	SAMPLE REC (%)	SAMPLE 'N' VALUE	SAMPLE PID (ppm)
0	ASPHALT	0.25	BENTONITE CHIP	041				0.0
	FILL- gravel, woodchips	1.00						
2	CL- SILTY CLAY, firm, low plasticity, brown, moist, oxidation staining			042		80		0.0
4								0.0
	END OF BOREHOLE @ 5.0ft BGS	5.00						
6								
8								
10								
12								
14								
16								
18								
20								
22								
24								
26								
28								
30								
32								
34								

NOTES: MEASURING POINT ELEVATIONS MAY CHANGE; REFER TO CURRENT ELEVATION TABLE

CHEMICAL ANALYSIS (041)

OVERBURDEN LOG 17324-T07-SC.GPJ CRA_CORP.GDT 1/12/12

STRATIGRAPHIC AND INSTRUMENTATION LOG (OVERBURDEN)

PROJECT NAME: FORMER MANUAL TRANSISSIONS OF MUNCIE
PROJECT NUMBER: 017324-T07
CLIENT: RACER TRUST
LOCATION: 1200 WEST 8TH STREET, MUNCIE, INDIANA

HOLE DESIGNATION: BH57-11
DATE COMPLETED: November 21, 2011
DRILLING METHOD: DPT W/4 1/4 HSA
FIELD PERSONNEL: T. PRANGER

DEPTH ft BGS	STRATIGRAPHIC DESCRIPTION & REMARKS	DEPTH ft BGS	MONITOR INSTALLATION	SAMPLE NUMBER	SAMPLE INTERVAL	SAMPLE REC (%)	SAMPLE 'N' VALUE	SAMPLE PID (ppm)
0	CONCRETE	0.50	BENTONITE CHIP	017		100		0.0
2	FILL- gravel, clay, low plasticity, brown, red brick - dark gray at 2.0ft BGS			018				0.0
4	CL- SILTY CLAY, firm, low plasticity, dark gray, moist	3.50						0.0
6	END OF BOREHOLE @ 5.0ft BGS	5.00						
8								
10								
12								
14								
16								
18								
20								
22								
24								
26								
28								
30								
32								
34								

NOTES: MEASURING POINT ELEVATIONS MAY CHANGE; REFER TO CURRENT ELEVATION TABLE

CHEMICAL ANALYSIS (017, 018)

OVERBURDEN LOG 17324-T07-SC.GPJ CRA_CORP.GDT 1/12/12

STRATIGRAPHIC AND INSTRUMENTATION LOG (OVERBURDEN)

PROJECT NAME: FORMER MANUAL TRANSISSIONS OF MUNCIE
PROJECT NUMBER: 017324-T07
CLIENT: RACER TRUST
LOCATION: 1200 WEST 8TH STREET, MUNCIE, INDIANA

HOLE DESIGNATION: BH58-11
DATE COMPLETED: November 28, 2011
DRILLING METHOD: DPT W/4 1/4 HSA
FIELD PERSONNEL: T. PRANGER

DEPTH ft BGS	STRATIGRAPHIC DESCRIPTION & REMARKS	DEPTH ft BGS	MONITOR INSTALLATION	SAMPLE NUMBER	SAMPLE INTERVAL	SAMPLE REC (%)	SAMPLE 'N' VALUE	SAMPLE PID (ppm)
0	CONCRETE	0.50						0.0
2	CL- SILTY CLAY, with gravel, firm, low plasticity, brown, moist			107		90		0.1
4								0.1
6	- dry at 6.0ft BGS							0.1
8			BENTONITE CHIP	108		100		0.0
10								0.0
12								0.0
14						100		0.0
16	END OF BOREHOLE @ 15.0ft BGS	15.00						0.0
18								
20								
22								
24								
26								
28								
30								
32								
34								

NOTES: MEASURING POINT ELEVATIONS MAY CHANGE; REFER TO CURRENT ELEVATION TABLE

CHEMICAL ANALYSIS (oval)

OVERBURDEN LOG 17324-T07-SC.GPJ CRA_CORP.GDT 1/12/12

STRATIGRAPHIC AND INSTRUMENTATION LOG (OVERBURDEN)

PROJECT NAME: FORMER MANUAL TRANSISSIONS OF MUNCIE
PROJECT NUMBER: 017324-T07
CLIENT: RACER TRUST
LOCATION: 1200 WEST 8TH STREET, MUNCIE, INDIANA

HOLE DESIGNATION: BH59-11
DATE COMPLETED: November 29, 2011
DRILLING METHOD: DPT W/4 1/4 HSA
FIELD PERSONNEL: T. PRANGER

DEPTH ft BGS	STRATIGRAPHIC DESCRIPTION & REMARKS	DEPTH ft BGS	MONITOR INSTALLATION	SAMPLE NUMBER	SAMPLE INTERVAL	SAMPLE REC (%)	SAMPLE 'N' VALUE	SAMPLE PID (ppm)
0	CONCRETE	0.67						0.0
	CL- SILTY CLAY, trace gravel, firm, low plasticity, brown, moist			116		100		0.0
8	SP- SAND, loose, coarse, tan, oxidation staining	8.00	BENTONITE CHIP			100		
11	CL- SILTY CLAY, trace gravel, firm, low plasticity, brown, dry	11.00		117		100		
15	END OF BOREHOLE @ 15.0ft BGS	15.00						

NOTES: MEASURING POINT ELEVATIONS MAY CHANGE; REFER TO CURRENT ELEVATION TABLE

CHEMICAL ANALYSIS (116)

OVERBURDEN LOG 17324-T07-SC.GPJ CRA_CORP.GDT 1/12/12

STRATIGRAPHIC AND INSTRUMENTATION LOG (OVERBURDEN)

PROJECT NAME: FORMER MANUAL TRANSISSIONS OF MUNCIE
PROJECT NUMBER: 017324-T07
CLIENT: RACER TRUST
LOCATION: 1200 WEST 8TH STREET, MUNCIE, INDIANA

HOLE DESIGNATION: BH60-11
DATE COMPLETED: November 29, 2011
DRILLING METHOD: DPT W/4 1/4 HSA
FIELD PERSONNEL: T. PRANGER

DEPTH ft BGS	STRATIGRAPHIC DESCRIPTION & REMARKS	DEPTH ft BGS	MONITOR INSTALLATION	SAMPLE NUMBER	SAMPLE INTERVAL	SAMPLE REC (%)	SAMPLE 'N' VALUE
0	FILL-large stone, red brick		BENTONITE CHIP				
4	- refusal at 4.0ft BGS	4.00					
	END OF BOREHOLE @ 4.0ft BGS						

NOTES: MEASURING POINT ELEVATIONS MAY CHANGE; REFER TO CURRENT ELEVATION TABLE

OVERBURDEN LOG 17324-T07-SC.GPJ CRA_CORP.GDT 1/12/12

STRATIGRAPHIC AND INSTRUMENTATION LOG (OVERBURDEN)

PROJECT NAME: FORMER MANUAL TRANSISSIONS OF MUNCIE
PROJECT NUMBER: 017324-T07
CLIENT: RACER TRUST
LOCATION: 1200 WEST 8TH STREET, MUNCIE, INDIANA

HOLE DESIGNATION: BH61-11
DATE COMPLETED: November 29, 2011
DRILLING METHOD: DPT W/4 1/4 HSA
FIELD PERSONNEL: T. PRANGER

DEPTH ft BGS	STRATIGRAPHIC DESCRIPTION & REMARKS	DEPTH ft BGS	MONITOR INSTALLATION	SAMPLE NUMBER	SAMPLE INTERVAL	SAMPLE REC (%)	SAMPLE 'N' VALUE
0	FILL-large stone, red brick		BENTONITE CHIP				
4	- refusal at 4.0ft BGS	4.00					
	END OF BOREHOLE @ 4.0ft BGS						

NOTES: MEASURING POINT ELEVATIONS MAY CHANGE; REFER TO CURRENT ELEVATION TABLE

OVERBURDEN LOG 17324-T07-SC.GPJ CRA_CORP.GDT 1/12/12

STRATIGRAPHIC AND INSTRUMENTATION LOG (OVERBURDEN)

PROJECT NAME: FORMER MANUAL TRANSISSIONS OF MUNCIE
PROJECT NUMBER: 017324-T07
CLIENT: RACER TRUST
LOCATION: 1200 WEST 8TH STREET, MUNCIE, INDIANA

HOLE DESIGNATION: BH62-11
DATE COMPLETED: November 29, 2011
DRILLING METHOD: DPT W/4 1/4 HSA
FIELD PERSONNEL: T. PRANGER

DEPTH ft BGS	STRATIGRAPHIC DESCRIPTION & REMARKS	DEPTH ft BGS	MONITOR INSTALLATION	SAMPLE NUMBER	SAMPLE INTERVAL	SAMPLE REC (%)	SAMPLE 'N' VALUE	SAMPLE PID (ppm)
0	GP- GRAVEL	0.50						0.0
	CONCRETE	1.00						
2	CL- SILTY CLAY, firm, low plasticity, brown, moist			132		80		0.0
4								0.0
6								0.0
8				133		100		0.0
10	CL- SILTY CLAY, trace gravel, firm, low plasticity, gray, slighty moist	10.00	BENTONITE CHIP					0.0
12								
14								
16								
18								
20	END OF BOREHOLE @ 20.0ft BGS	20.00						
22								
24								
26								
28								
30								
32								
34								

NOTES: MEASURING POINT ELEVATIONS MAY CHANGE; REFER TO CURRENT ELEVATION TABLE

CHEMICAL ANALYSIS (132, 133)

OVERBURDEN LOG 17324-T07-SC.GPJ CRA_CORP.GDT 1/12/12

STRATIGRAPHIC AND INSTRUMENTATION LOG (OVERBURDEN)

PROJECT NAME: FORMER MANUAL TRANSISSIONS OF MUNCIE
PROJECT NUMBER: 017324-T07
CLIENT: RACER TRUST
LOCATION: 1200 WEST 8TH STREET, MUNCIE, INDIANA

HOLE DESIGNATION: BH63-11
DATE COMPLETED: November 29, 2011
DRILLING METHOD: DPT W/4 1/4 HSA
FIELD PERSONNEL: T. PRANGER

DEPTH ft BGS	STRATIGRAPHIC DESCRIPTION & REMARKS	DEPTH ft BGS	MONITOR INSTALLATION	SAMPLE NUMBER	SAMPLE INTERVAL	SAMPLE REC (%)	SAMPLE 'N' VALUE	SAMPLE PID (ppm)
0	STONE, wet	0.50						
	CONCRETE	1.00						
2	FILL- gravel, sand, dark gray, wet, slight pet odor			128		60		12.5
4								23.8
6								43.8
		7.00						66.5
8	CL- SILTY CLAY, trace gravel, firm, low plasticity, brown, moist		BENTONITE CHIP			100		
10								10.3
								29.5
12	- gray at 12.0ft BGS					80		
								1.6
14				129				0.6
		15.00						
16	END OF BOREHOLE @ 15.0ft BGS							
18								
20								
22								
24								
26								
28								
30								
32								
34								

NOTES: MEASURING POINT ELEVATIONS MAY CHANGE; REFER TO CURRENT ELEVATION TABLE

CHEMICAL ANALYSIS (oval)

OVERBURDEN LOG 17324-T07-SC.GPJ CRA_CORP.GDT 1/12/12

STRATIGRAPHIC AND INSTRUMENTATION LOG (OVERBURDEN)

PROJECT NAME: FORMER MANUAL TRANSISSIONS OF MUNCIE
PROJECT NUMBER: 017324-T07
CLIENT: RACER TRUST
LOCATION: 1200 WEST 8TH STREET, MUNCIE, INDIANA

HOLE DESIGNATION: BH64-11
DATE COMPLETED: November 29, 2011
DRILLING METHOD: DPT W/4 1/4 HSA
FIELD PERSONNEL: T. PRANGER

DEPTH ft BGS	STRATIGRAPHIC DESCRIPTION & REMARKS	DEPTH ft BGS	MONITOR INSTALLATION	SAMPLE NUMBER	SAMPLE INTERVAL	SAMPLE REC (%)	SAMPLE 'N' VALUE	SAMPLE PID (ppm)
0	CONCRETE	0.75						0.0
	GP- GRAVEL, wet	1.00		130				0.0
2	FILL- silty clay, with gravel, firm, low plasticity, brown					80		0.1
4			BENTONITE CHIP	131				0.0
6	CL- SILTY CLAY, low plasticity, tan, moist	6.00						0.0
8	- wet, with gravel at 8.0ft BGS					100		0.0
10	END OF BOREHOLE @ 10.0ft BGS	10.00						
12								
14								
16								
18								
20								
22								
24								
26								
28								
30								
32								
34								

NOTES: MEASURING POINT ELEVATIONS MAY CHANGE; REFER TO CURRENT ELEVATION TABLE

CHEMICAL ANALYSIS (oval)

STRATIGRAPHIC AND INSTRUMENTATION LOG (OVERBURDEN)

PROJECT NAME: FORMER MANUAL TRANSISSIONS OF MUNCIE
PROJECT NUMBER: 017324-T07
CLIENT: RACER TRUST
LOCATION: 1200 WEST 8TH STREET, MUNCIE, INDIANA

HOLE DESIGNATION: BH65-11
DATE COMPLETED: November 29, 2011
DRILLING METHOD: DPT W/4 1/4 HSA
FIELD PERSONNEL: T. PRANGER

DEPTH ft BGS	STRATIGRAPHIC DESCRIPTION & REMARKS	DEPTH ft BGS	MONITOR INSTALLATION	SAMPLE NUMBER	SAMPLE INTERVAL	SAMPLE REC (%)	SAMPLE 'N' VALUE	SAMPLE PID (ppm)
0	CONCRETE	0.83						0.0
	GP- GRAVEL	1.00		126				0.0
2	FILL- silty clay, trace gravel, firm, low plasticity, brown,					80		0.0
4								0.0
6			BENTONITE CHIP					0.0
8				127		100		0.0
10	END OF BOREHOLE @ 10.0ft BGS	10.00						0.0
12								
14								
16								
18								
20								
22								
24								
26								
28								
30								
32								
34								

NOTES: MEASURING POINT ELEVATIONS MAY CHANGE; REFER TO CURRENT ELEVATION TABLE

CHEMICAL ANALYSIS (126, 127)

OVERBURDEN LOG 17324-T07-SC.GPJ CRA_CORP.GDT 1/12/12

STRATIGRAPHIC AND INSTRUMENTATION LOG (OVERBURDEN)

PROJECT NAME: FORMER MANUAL TRANSISSIONS OF MUNCIE
PROJECT NUMBER: 017324-T07
CLIENT: RACER TRUST
LOCATION: 1200 WEST 8TH STREET, MUNCIE, INDIANA

HOLE DESIGNATION: BH66-11
DATE COMPLETED: November 29, 2011
DRILLING METHOD: DPT W/4 1/4 HSA
FIELD PERSONNEL: T. PRANGER

DEPTH ft BGS	STRATIGRAPHIC DESCRIPTION & REMARKS	DEPTH ft BGS	MONITOR INSTALLATION	SAMPLE NUMBER	SAMPLE INTERVAL	SAMPLE REC (%)	SAMPLE 'N' VALUE	SAMPLE PID (ppm)
0	CONCRETE	0.67						0.0
	FILL- gravel, wet	1.00		124				0.0
2	FILL- silty clay, trace gravel, firm, low plasticity, brown, moist, trace red brick					100		0.0
4								0.0
6			BENTONITE CHIP					0.0
8	CL- SILTY CLAY, stiff, low plasticity, tan, moist, oxidation staining	8.00				100		
				125				0.0
10	END OF BOREHOLE @ 10.0ft BGS	10.00						
12								
14								
16								
18								
20								
22								
24								
26								
28								
30								
32								
34								

NOTES: MEASURING POINT ELEVATIONS MAY CHANGE; REFER TO CURRENT ELEVATION TABLE

CHEMICAL ANALYSIS (124, 125)

STRATIGRAPHIC AND INSTRUMENTATION LOG (OVERBURDEN)

PROJECT NAME: FORMER MANUAL TRANSISSIONS OF MUNCIE
PROJECT NUMBER: 017324-T07
CLIENT: RACER TRUST
LOCATION: 1200 WEST 8TH STREET, MUNCIE, INDIANA

HOLE DESIGNATION: BH67-11
DATE COMPLETED: November 29, 2011
DRILLING METHOD: DPT W/4 1/4 HSA
FIELD PERSONNEL: T. PRANGER

DEPTH ft BGS	STRATIGRAPHIC DESCRIPTION & REMARKS	DEPTH ft BGS	MONITOR INSTALLATION	SAMPLE NUMBER	SAMPLE INTERVAL	SAMPLE REC (%)	SAMPLE 'N' VALUE	SAMPLE PID (ppm)
0	FILL- gravel, sand, red brick, concrete chips - large stone(12")							0.0
2				123				0.1
4			BENTONITE CHIP					0.1
								0.1
	END OF BOREHOLE @ 5.0ft BGS	5.00						
6								
8								
10								
12								
14								
16								
18								
20								
22								
24								
26								
28								
30								
32								
34								

NOTES: MEASURING POINT ELEVATIONS MAY CHANGE; REFER TO CURRENT ELEVATION TABLE

CHEMICAL ANALYSIS (123)

OVERBURDEN LOG 17324-T07-SC.GPJ CRA_CORP.GDT 1/12/12

STRATIGRAPHIC AND INSTRUMENTATION LOG (OVERBURDEN)

PROJECT NAME: FORMER MANUAL TRANSISSIONS OF MUNCIE
PROJECT NUMBER: 017324-T07
CLIENT: RACER TRUST
LOCATION: 1200 WEST 8TH STREET, MUNCIE, INDIANA

HOLE DESIGNATION: BH68-11
DATE COMPLETED: November 29, 2011
DRILLING METHOD: DPT W/4 1/4 HSA
FIELD PERSONNEL: T. PRANGER

DEPTH ft BGS	STRATIGRAPHIC DESCRIPTION & REMARKS	DEPTH ft BGS	MONITOR INSTALLATION	SAMPLE NUMBER	SAMPLE INTERVAL	SAMPLE REC (%)	SAMPLE 'N' VALUE	SAMPLE PID (ppm)
0	CONCRETE	0.67						0.5
	FILL- clay, with gravel and sand, firm, low plasticity, gray, moist			120		60		1.1
2								1.5
4								1.8
6				121		100		2.3
8								1.1
10	CL- SILTY CLAY, firm, low plasticity, moist	10.00	BENTONITE CHIP	122				0.3
12	SP- SAND, and gravel, loose, coarse, tan, saturated	12.00				100		0.0
14								0.0
16	CL- SILTY CLAY, with gravel, stiff, low plasticity, gray, moist	15.00				100		0.0
18								0.0
20	END OF BOREHOLE @ 20.0ft BGS	20.00						
22								
24								
26								
28								
30								
32								
34								

NOTES: MEASURING POINT ELEVATIONS MAY CHANGE; REFER TO CURRENT ELEVATION TABLE

CHEMICAL ANALYSIS (oval)

OVERBURDEN LOG 17324-T07-SC.GPJ CRA_CORP.GDT 1/12/12

STRATIGRAPHIC AND INSTRUMENTATION LOG (OVERBURDEN)

PROJECT NAME: FORMER MANUAL TRANSISSIONS OF MUNCIE
PROJECT NUMBER: 017324-T07
CLIENT: RACER TRUST
LOCATION: 1200 WEST 8TH STREET, MUNCIE, INDIANA

HOLE DESIGNATION: BH69-11
DATE COMPLETED: November 28, 2011
DRILLING METHOD: DPT W/4 1/4 HSA
FIELD PERSONNEL: T. PRANGER

DEPTH ft BGS	STRATIGRAPHIC DESCRIPTION & REMARKS	DEPTH ft BGS	MONITOR INSTALLATION	SAMPLE NUMBER	SAMPLE INTERVAL	SAMPLE REC (%)	SAMPLE 'N' VALUE	SAMPLE PID (ppm)
0	CONCRETE	0.67						0.0
2	CL- SILTY CLAY, with gravel, firm, low plasticity, brown, moist			109		90		0.7
4								0.5
6			BENTONITE CHIP					0.1
8	- dry at 8.0ft BGS					80		0.1
10	END OF BOREHOLE @ 10.0ft BGS	10.00		110				0.1
12								
14								
16								
18								
20								
22								
24								
26								
28								
30								
32								
34								

NOTES: MEASURING POINT ELEVATIONS MAY CHANGE; REFER TO CURRENT ELEVATION TABLE

CHEMICAL ANALYSIS (109) (110)

OVERBURDEN LOG 17324-T07-SC.GPJ CRA_CORP.GDT 1/12/12

STRATIGRAPHIC AND INSTRUMENTATION LOG (OVERBURDEN)

PROJECT NAME: FORMER MANUAL TRANSISSIONS OF MUNCIE
PROJECT NUMBER: 017324-T07
CLIENT: RACER TRUST
LOCATION: 1200 WEST 8TH STREET, MUNCIE, INDIANA

HOLE DESIGNATION: BH70-11
DATE COMPLETED: November 28, 2011
DRILLING METHOD: DPT W/4 1/4 HSA
FIELD PERSONNEL: T. PRANGER

DEPTH ft BGS	STRATIGRAPHIC DESCRIPTION & REMARKS	DEPTH ft BGS	MONITOR INSTALLATION	SAMPLE NUMBER	SAMPLE INTERVAL	SAMPLE REC (%)	SAMPLE 'N' VALUE	SAMPLE PID (ppm)
0	CONCRETE	0.67						0.1
2	CL- SILTY CLAY, trace gravel, firm, low plasticity, brown, moist			111		90		0.1
4								0.0
6	- with sand(24") at 6.0ft BGS		BENTONITE CHIP					0.0
8	- wet at 8.0ft BGS			112		100		0.0
10	END OF BOREHOLE @ 10.0ft BGS	10.00						0.0
12								
14								
16								
18								
20								
22								
24								
26								
28								
30								
32								
34								

NOTES: MEASURING POINT ELEVATIONS MAY CHANGE; REFER TO CURRENT ELEVATION TABLE

CHEMICAL ANALYSIS (111)

OVERBURDEN LOG 17324-T07-SC.GPJ CRA_CORP.GDT 1/12/12

STRATIGRAPHIC AND INSTRUMENTATION LOG (OVERBURDEN)

PROJECT NAME: FORMER MANUAL TRANSISSIONS OF MUNCIE
PROJECT NUMBER: 017324-T07
CLIENT: RACER TRUST
LOCATION: 1200 WEST 8TH STREET, MUNCIE, INDIANA

HOLE DESIGNATION: BH71-11
DATE COMPLETED: November 28, 2011
DRILLING METHOD: DPT W/4 1/4 HSA
FIELD PERSONNEL: T. PRANGER

DEPTH ft BGS	STRATIGRAPHIC DESCRIPTION & REMARKS	DEPTH ft BGS	MONITOR INSTALLATION	SAMPLE NUMBER	SAMPLE INTERVAL	SAMPLE REC (%)	SAMPLE 'N' VALUE	SAMPLE PID (ppm)
0	CONCRETE	0.50	BENTONITE CHIP					0.0
	FILL- sand, loose, coarse, brown, wet			104				0.0
2						74		0.0
4								
6		6.50		105		20		0.0
	END OF BOREHOLE @ 6.5ft BGS							
8								
10								
12								
14								
16								
18								
20								
22								
24								
26								
28								
30								
32								
34								

NOTES: MEASURING POINT ELEVATIONS MAY CHANGE; REFER TO CURRENT ELEVATION TABLE

CHEMICAL ANALYSIS (104)

OVERBURDEN LOG 17324-T07-SC.GPJ CRA_CORP.GDT 1/12/12

STRATIGRAPHIC AND INSTRUMENTATION LOG (OVERBURDEN)

PROJECT NAME: FORMER MANUAL TRANSISSIONS OF MUNCIE
PROJECT NUMBER: 017324-T07
CLIENT: RACER TRUST
LOCATION: 1200 WEST 8TH STREET, MUNCIE, INDIANA

HOLE DESIGNATION: BH72-11
DATE COMPLETED: November 28, 2011
DRILLING METHOD: DPT W/4 1/4 HSA
FIELD PERSONNEL: T. PRANGER

DEPTH ft BGS	STRATIGRAPHIC DESCRIPTION & REMARKS	DEPTH ft BGS	MONITOR INSTALLATION	SAMPLE NUMBER	SAMPLE INTERVAL	SAMPLE REC (%)	SAMPLE 'N' VALUE	SAMPLE PID (ppm)
0	CONCRETE	0.58	BENTONITE CHIP	106		60		0.0
2	SP- SAND, gravel, loose, coarse, brown, moist							0.0
4								0.0
6	END OF BOREHOLE @ 5.0ft BGS	5.00						
8								
10								
12								
14								
16								
18								
20								
22								
24								
26								
28								
30								
32								
34								

NOTES: MEASURING POINT ELEVATIONS MAY CHANGE; REFER TO CURRENT ELEVATION TABLE

CHEMICAL ANALYSIS (106)

OVERBURDEN LOG 17324-T07-SC.GPJ CRA_CORP.GDT 1/12/12

STRATIGRAPHIC AND INSTRUMENTATION LOG (OVERBURDEN)

PROJECT NAME: FORMER MANUAL TRANSISSIONS OF MUNCIE
PROJECT NUMBER: 017324-T07
CLIENT: RACER TRUST
LOCATION: 1200 WEST 8TH STREET, MUNCIE, INDIANA

HOLE DESIGNATION: BH73-11
DATE COMPLETED: December 2, 2011
DRILLING METHOD: DPT W/4 1/4 HSA
FIELD PERSONNEL: T. PRANGER

DEPTH ft BGS	STRATIGRAPHIC DESCRIPTION & REMARKS	DEPTH ft BGS	MONITOR INSTALLATION	SAMPLE NUMBER	SAMPLE INTERVAL	SAMPLE REC (%)	SAMPLE 'N' VALUE	SAMPLE PID (ppm)
0	CONCRETE	0.25						0.0
2	FILL- gravel, very loose, coarse, saturated, large stone					30		0.0
4								0.0
6								0.0
8	CL- SILTY CLAY, trace gravel, some large cobbles, firm, low plasticity, brown, moist	7.50				80		0.0
10			BENTONITE CHIP					0.0
12	- gray at 11.0ft BGS					80		0.0
14				202				0.0
16								0.0
18						80		0.0
20	END OF BOREHOLE @ 20.0ft BGS	20.00		203				0.0
22								
24								
26								
28								
30								
32								
34								

NOTES: MEASURING POINT ELEVATIONS MAY CHANGE; REFER TO CURRENT ELEVATION TABLE

CHEMICAL ANALYSIS (202, 203)

OVERBURDEN LOG 17324-T07-SC.GPJ CRA_CORP.GDT 1/12/12

STRATIGRAPHIC AND INSTRUMENTATION LOG (OVERBURDEN)

PROJECT NAME: FORMER MANUAL TRANSISSIONS OF MUNCIE
PROJECT NUMBER: 017324-T07
CLIENT: RACER TRUST
LOCATION: 1200 WEST 8TH STREET, MUNCIE, INDIANA

HOLE DESIGNATION: BH74-11
DATE COMPLETED: December 2, 2011
DRILLING METHOD: DPT W/4 1/4 HSA
FIELD PERSONNEL: T. PRANGER

DEPTH ft BGS	STRATIGRAPHIC DESCRIPTION & REMARKS	DEPTH ft BGS	MONITOR INSTALLATION	SAMPLE NUMBER	SAMPLE INTERVAL	SAMPLE REC (%)	SAMPLE 'N' VALUE	SAMPLE PID (ppm)
0	ASPHALT	0.50						0.0
	CONCRETE	1.00						
2	FILL- clay and gravel, loose/soft, brown to dark gray, wet			200		60		1.5
4								0.9
6	CL- SILTY CLAY, trace large cobbles, low plasticity, brown, moist	6.00						0.5
8			BENTONITE CHIP			80		0.0
10								0.0
12				201		70		0.0
14								0.0
	END OF BOREHOLE @ 15.0ft BGS	15.00						
16								
18								
20								
22								
24								
26								
28								
30								
32								
34								

NOTES: MEASURING POINT ELEVATIONS MAY CHANGE; REFER TO CURRENT ELEVATION TABLE

CHEMICAL ANALYSIS (200)

OVERBURDEN LOG 17324-T07-SC.GPJ CRA_CORP.GDT 1/12/12

STRATIGRAPHIC AND INSTRUMENTATION LOG (OVERBURDEN)

PROJECT NAME: FORMER MANUAL TRANSISSIONS OF MUNCIE
PROJECT NUMBER: 017324-T07
CLIENT: RACER TRUST
LOCATION: 1200 WEST 8TH STREET, MUNCIE, INDIANA

HOLE DESIGNATION: BH75-11
DATE COMPLETED: December 2, 2011
DRILLING METHOD: DPT W/4 1/4 HSA
FIELD PERSONNEL: T. PRANGER

DEPTH ft BGS	STRATIGRAPHIC DESCRIPTION & REMARKS	DEPTH ft BGS	MONITOR INSTALLATION	SAMPLE NUMBER	SAMPLE INTERVAL	SAMPLE REC (%)	SAMPLE 'N' VALUE	SAMPLE PID (ppm)
0	CONCRETE	0.50						0.8
2	FILL- gravel, clay, wet, red brick					80		0.1
4		4.00		204				0.1
6	FILL- silty clay, firm, low plasticity, dark gray, moist, trace red brick		BENTONITE CHIP					0.5
8						100		
10	CL- SILTY CLAY, stiff, low plasticity, gray, moist	9.00						0.0
12								0.0
14				205		70		0.0
16	END OF BOREHOLE @ 15.0ft BGS	15.00						0.0
18								
20								
22								
24								
26								
28								
30								
32								
34								

NOTES: MEASURING POINT ELEVATIONS MAY CHANGE; REFER TO CURRENT ELEVATION TABLE

CHEMICAL ANALYSIS (204) (205)

OVERBURDEN LOG 17324-T07-SC.GPJ CRA_CORP.GDT 1/12/12

STRATIGRAPHIC AND INSTRUMENTATION LOG (OVERBURDEN)

PROJECT NAME: FORMER MANUAL TRANSISSIONS OF MUNCIE
PROJECT NUMBER: 017324-T07
CLIENT: RACER TRUST
LOCATION: 1200 WEST 8TH STREET, MUNCIE, INDIANA

HOLE DESIGNATION: BH76-11
DATE COMPLETED: December 1, 2011
DRILLING METHOD: DPT W/4 1/4 HSA
FIELD PERSONNEL: T. PRANGER

DEPTH ft BGS	STRATIGRAPHIC DESCRIPTION & REMARKS	DEPTH ft BGS	MONITOR INSTALLATION	SAMPLE NUMBER	SAMPLE INTERVAL	SAMPLE REC (%)	SAMPLE 'N' VALUE	SAMPLE PID (ppm)
0	CONCRETE	0.33	BENTONITE CHIP	189				0.0
	FILL- gravel, clay, loose/soft, gray/brown, saturated, red brick					80		0.0
4		5.00						0.0
	END OF BOREHOLE @ 5.0ft BGS							

NOTES: MEASURING POINT ELEVATIONS MAY CHANGE; REFER TO CURRENT ELEVATION TABLE

CHEMICAL ANALYSIS (189)

OVERBURDEN LOG 17324-T07-SC.GPJ CRA_CORP.GDT 1/12/12

STRATIGRAPHIC AND INSTRUMENTATION LOG (OVERBURDEN)

PROJECT NAME: FORMER MANUAL TRANSISSIONS OF MUNCIE
PROJECT NUMBER: 017324-T07
CLIENT: RACER TRUST
LOCATION: 1200 WEST 8TH STREET, MUNCIE, INDIANA

HOLE DESIGNATION: BH77-11
DATE COMPLETED: December 1, 2011
DRILLING METHOD: DPT W/4 1/4 HSA
FIELD PERSONNEL: T. PRANGER

DEPTH ft BGS	STRATIGRAPHIC DESCRIPTION & REMARKS	DEPTH ft BGS	MONITOR INSTALLATION	SAMPLE NUMBER	SAMPLE INTERVAL	SAMPLE REC (%)	SAMPLE 'N' VALUE	SAMPLE PID (ppm)
0	CONCRETE	0.50	BENTONITE CHIP	190				0.0
2	FILL- gravel/clay mix, firm/compact, brown, very moist, some red brick					80		0.0
4								0.0
5.00	END OF BOREHOLE @ 5.0ft BGS							
6								
8								
10								
12								
14								
16								
18								
20								
22								
24								
26								
28								
30								
32								
34								

NOTES: MEASURING POINT ELEVATIONS MAY CHANGE; REFER TO CURRENT ELEVATION TABLE

CHEMICAL ANALYSIS (190)

OVERBURDEN LOG 17324-T07-SC.GPJ CRA_CORP.GDT 1/12/12

STRATIGRAPHIC AND INSTRUMENTATION LOG (OVERBURDEN)

PROJECT NAME: FORMER MANUAL TRANSISSIONS OF MUNCIE
PROJECT NUMBER: 017324-T07
CLIENT: RACER TRUST
LOCATION: 1200 WEST 8TH STREET, MUNCIE, INDIANA

HOLE DESIGNATION: BH78-11
DATE COMPLETED: December 1, 2011
DRILLING METHOD: DPT W/4 1/4 HSA
FIELD PERSONNEL: T. PRANGER

DEPTH ft BGS	STRATIGRAPHIC DESCRIPTION & REMARKS	DEPTH ft BGS	MONITOR INSTALLATION	SAMPLE NUMBER	SAMPLE INTERVAL	SAMPLE REC (%)	SAMPLE 'N' VALUE	SAMPLE PID (ppm)
	ASPHALT	0.75						0.0
	CONCRETE	1.00						
2	FILL- gravel, coarse sand, loose, brown, saturated					60		0.0
4								0.0
6				187				0.0
8	- gray, light colored at 8.5ft BGS		BENTONITE CHIP			90		0.0
10	CL- SILTY CLAY, with gravel,stiff, low plasticity, moist	9.00						0.0
12				188		80		0.0
14								0.0
	END OF BOREHOLE @ 15.0ft BGS	15.00						
16								
18								
20								
22								
24								
26								
28								
30								
32								
34								

NOTES: MEASURING POINT ELEVATIONS MAY CHANGE; REFER TO CURRENT ELEVATION TABLE

CHEMICAL ANALYSIS (187, 188)

OVERBURDEN LOG 17324-T07-SC.GPJ CRA_CORP.GDT 1/12/12

STRATIGRAPHIC AND INSTRUMENTATION LOG (OVERBURDEN)

PROJECT NAME: FORMER MANUAL TRANSISSIONS OF MUNCIE
PROJECT NUMBER: 017324-T07
CLIENT: RACER TRUST
LOCATION: 1200 WEST 8TH STREET, MUNCIE, INDIANA

HOLE DESIGNATION: BH79-11
DATE COMPLETED: December 1, 2011
DRILLING METHOD: DPT W/4 1/4 HSA
FIELD PERSONNEL: T. PRANGER

DEPTH ft BGS	STRATIGRAPHIC DESCRIPTION & REMARKS	DEPTH ft BGS	MONITOR INSTALLATION	SAMPLE NUMBER	SAMPLE INTERVAL	SAMPLE REC (%)	SAMPLE 'N' VALUE	SAMPLE PID (ppm)
0	ASPHALT	0.33						0.0
	FILL- gravel and clay, loose/soft, saturated					60		0.0
4			BENTONITE CHIP	181				0.0
6								0.0
8	CL- SILTY CLAY, with gravel, soft, gray, very moist	8.00				80		
				182				0.0
10	END OF BOREHOLE @ 10.0ft BGS	10.00						
12								
14								
16								
18								
20								
22								
24								
26								
28								
30								
32								
34								

NOTES: MEASURING POINT ELEVATIONS MAY CHANGE; REFER TO CURRENT ELEVATION TABLE

CHEMICAL ANALYSIS (oval)

OVERBURDEN LOG 17324-T07-SC.GPJ CRA_CORP.GDT 1/12/12

STRATIGRAPHIC AND INSTRUMENTATION LOG (OVERBURDEN)

PROJECT NAME: FORMER MANUAL TRANSISSIONS OF MUNCIE
PROJECT NUMBER: 017324-T07
CLIENT: RACER TRUST
LOCATION: 1200 WEST 8TH STREET, MUNCIE, INDIANA

HOLE DESIGNATION: BH80-11
DATE COMPLETED: December 1, 2011
DRILLING METHOD: DPT W/4 1/4 HSA
FIELD PERSONNEL: T. PRANGER

DEPTH ft BGS	STRATIGRAPHIC DESCRIPTION & REMARKS	DEPTH ft BGS	MONITOR INSTALLATION	SAMPLE NUMBER	SAMPLE INTERVAL	SAMPLE REC (%)	SAMPLE 'N' VALUE	SAMPLE PID (ppm)
0	ASPHALT	0.50						0.0
	CL- SILTY CLAY, with gravel, firm, low plasticity, moist							
2						80		0.0
4				183				0.0
6			BENTONITE CHIP					0.0
8				184		100		0.0
10	END OF BOREHOLE @ 10.0ft BGS	10.00						0.0
12								
14								
16								
18								
20								
22								
24								
26								
28								
30								
32								
34								

NOTES: MEASURING POINT ELEVATIONS MAY CHANGE; REFER TO CURRENT ELEVATION TABLE

CHEMICAL ANALYSIS (183, 184)

OVERBURDEN LOG 17324-T07-SC.GPJ CRA_CORP.GDT 1/12/12

STRATIGRAPHIC AND INSTRUMENTATION LOG (OVERBURDEN)

PROJECT NAME: FORMER MANUAL TRANSISSIONS OF MUNCIE
PROJECT NUMBER: 017324-T07
CLIENT: RACER TRUST
LOCATION: 1200 WEST 8TH STREET, MUNCIE, INDIANA

HOLE DESIGNATION: BH81-11
DATE COMPLETED: December 1, 2011
DRILLING METHOD: DPT W/4 1/4 HSA
FIELD PERSONNEL: T. PRANGER

DEPTH ft BGS	STRATIGRAPHIC DESCRIPTION & REMARKS	DEPTH ft BGS	MONITOR INSTALLATION	SAMPLE NUMBER	SAMPLE INTERVAL	SAMPLE REC (%)	SAMPLE 'N' VALUE	SAMPLE PID (ppm)
0	ASPHALT	0.50						0.0
	CONCRETE	1.00						
2	VOID	2.00				40		0.0
	FILL- clay, with gravel, soft, brown, saturated, with wood							
4				179				0.0
6			BENTONITE CHIP					0.0
8						60		0.0
10	END OF BOREHOLE @ 10.0ft BGS	10.00		180				0.0
12								
14								
16								
18								
20								
22								
24								
26								
28								
30								
32								
34								

NOTES: MEASURING POINT ELEVATIONS MAY CHANGE; REFER TO CURRENT ELEVATION TABLE

CHEMICAL ANALYSIS (180)

OVERBURDEN LOG 17324-T07-SC.GPJ CRA_CORP.GDT 1/12/12

STRATIGRAPHIC AND INSTRUMENTATION LOG (OVERBURDEN)

PROJECT NAME: FORMER MANUAL TRANSISSIONS OF MUNCIE
PROJECT NUMBER: 017324-T07
CLIENT: RACER TRUST
LOCATION: 1200 WEST 8TH STREET, MUNCIE, INDIANA

HOLE DESIGNATION: BH82-11
DATE COMPLETED: November 23, 2011
DRILLING METHOD: DPT W/4 1/4 HSA
FIELD PERSONNEL: T. PRANGER

DEPTH ft BGS	STRATIGRAPHIC DESCRIPTION & REMARKS	DEPTH ft BGS	MONITOR INSTALLATION	SAMPLE NUMBER	SAMPLE INTERVAL	SAMPLE REC (%)	SAMPLE 'N' VALUE	SAMPLE PID (ppm)
0	GP- GRAVEL							
	CONCRETE	1.00						
2	FILL- silty clay, light brown, moist	2.00		083		60		0.0
4	CL- SILTY CLAY, trace gravel, stiff, low pasticity	4.00	BENTONITE CHIP	084				0.0
6								0.0
8						100		
10	END OF BOREHOLE @ 10.0ft BGS	10.00						0.0
12								
14								
16								
18								
20								
22								
24								
26								
28								
30								
32								
34								

NOTES: MEASURING POINT ELEVATIONS MAY CHANGE; REFER TO CURRENT ELEVATION TABLE

CHEMICAL ANALYSIS ( )

OVERBURDEN LOG 17324-T07-SC.GPJ CRA_CORP.GDT 1/12/12

STRATIGRAPHIC AND INSTRUMENTATION LOG (OVERBURDEN)

PROJECT NAME: FORMER MANUAL TRANSISSIONS OF MUNCIE
PROJECT NUMBER: 017324-T07
CLIENT: RACER TRUST
LOCATION: 1200 WEST 8TH STREET, MUNCIE, INDIANA

HOLE DESIGNATION: BH83-11
DATE COMPLETED: November 21, 2011
DRILLING METHOD: DPT W/4 1/4 HSA
FIELD PERSONNEL: T. PRANGER

DEPTH ft BGS	STRATIGRAPHIC DESCRIPTION & REMARKS	DEPTH ft BGS	MONITOR INSTALLATION	SAMPLE NUMBER	SAMPLE INTERVAL	SAMPLE REC (%)	SAMPLE 'N' VALUE	SAMPLE PID (ppm)
0	ASPHALT	0.25						
	FILL- clay, sand, gravel	1.00		013				0.0
2	CL- SILTY CLAY, firm, low plasticity, light brown, moist		BENTONITE CHIP	014		80		0.0
4		4.00						0.0
	END OF BOREHOLE @ 5.0ft BGS							
6								
8								
10								
12								
14								
16								
18								
20								
22								
24								
26								
28								
30								
32								
34								

NOTES: MEASURING POINT ELEVATIONS MAY CHANGE; REFER TO CURRENT ELEVATION TABLE

CHEMICAL ANALYSIS ( )

OVERBURDEN LOG 17324-T07-SC.GPJ CRA_CORP.GDT 1/12/12

STRATIGRAPHIC AND INSTRUMENTATION LOG (OVERBURDEN)

PROJECT NAME: FORMER MANUAL TRANSISSIONS OF MUNCIE
PROJECT NUMBER: 017324-T07
CLIENT: RACER TRUST
LOCATION: 1200 WEST 8TH STREET, MUNCIE, INDIANA

HOLE DESIGNATION: BH84-11
DATE COMPLETED: November 21, 2011
DRILLING METHOD: DPT W/4 1/4 HSA
FIELD PERSONNEL: T. PRANGER

DEPTH ft BGS	STRATIGRAPHIC DESCRIPTION & REMARKS	DEPTH ft BGS	MONITOR INSTALLATION	SAMPLE NUMBER	SAMPLE INTERVAL	SAMPLE REC (%)	SAMPLE 'N' VALUE	SAMPLE PID (ppm)
0	ASPHALT	0.25						
	FILL- gravel, sand, dark gray, wet	1.00		006				0.0
2	CL- SILTY CLAY, firm, low plasticity, gray, moist		BENTONITE CHIP	007/008		80		0.0
4								0.0
	END OF BOREHOLE @ 5.0ft BGS	5.00						
6								
8								
10								
12								
14								
16								
18								
20								
22								
24								
26								
28								
30								
32								
34								

NOTES: MEASURING POINT ELEVATIONS MAY CHANGE; REFER TO CURRENT ELEVATION TABLE

CHEMICAL ANALYSIS (oval)

OVERBURDEN LOG 17324-T07-SC.GPJ CRA_CORP.GDT 1/12/12

STRATIGRAPHIC AND INSTRUMENTATION LOG (OVERBURDEN)

PROJECT NAME: FORMER MANUAL TRANSISSIONS OF MUNCIE
PROJECT NUMBER: 017324-T07
CLIENT: RACER TRUST
LOCATION: 1200 WEST 8TH STREET, MUNCIE, INDIANA

HOLE DESIGNATION: BH85-11
DATE COMPLETED: November 21, 2011
DRILLING METHOD: DPT W/4 1/4 HSA
FIELD PERSONNEL: T. PRANGER

DEPTH ft BGS	STRATIGRAPHIC DESCRIPTION & REMARKS	DEPTH ft BGS	MONITOR INSTALLATION	SAMPLE NUMBER	SAMPLE INTERVAL	SAMPLE REC (%)	SAMPLE 'N' VALUE	SAMPLE PID (ppm)
0	ASPHALT	0.25						
	FILL- clay, sand, gravel			011				0.0
2	CL- SILTY CLAY, firm, low plasticity, gray, moist	2.00	BENTONITE CHIP	012		80		0.0
4								0.0
	END OF BOREHOLE @ 5.0ft BGS	5.00						
6								
8								
10								
12								
14								
16								
18								
20								
22								
24								
26								
28								
30								
32								
34								

NOTES: MEASURING POINT ELEVATIONS MAY CHANGE; REFER TO CURRENT ELEVATION TABLE

CHEMICAL ANALYSIS (oval)

OVERBURDEN LOG 17324-T07-SC.GPJ CRA_CORP.GDT 1/12/12

STRATIGRAPHIC AND INSTRUMENTATION LOG (OVERBURDEN)

PROJECT NAME: FORMER MANUAL TRANSISSIONS OF MUNCIE
PROJECT NUMBER: 017324-T07
CLIENT: RACER TRUST
LOCATION: 1200 WEST 8TH STREET, MUNCIE, INDIANA

HOLE DESIGNATION: BH86-11
DATE COMPLETED: November 21, 2011
DRILLING METHOD: DPT W/4 1/4 HSA
FIELD PERSONNEL: T. PRANGER

DEPTH ft BGS	STRATIGRAPHIC DESCRIPTION & REMARKS	DEPTH ft BGS	MONITOR INSTALLATION	SAMPLE NUMBER	SAMPLE INTERVAL	SAMPLE REC (%)	SAMPLE 'N' VALUE	SAMPLE PID (ppm)
0	ASPHALT	0.25						
	FILL- sand, clay, gravel	1.50		009				0.0
2	CL- SILTY CLAY, firm, low plasticity, gray, moist		BENTONITE CHIP	010		80		0.0
4								0.0
	END OF BOREHOLE @ 5.0ft BGS	5.00						
6								
8								
10								
12								
14								
16								
18								
20								
22								
24								
26								
28								
30								
32								
34								

NOTES: MEASURING POINT ELEVATIONS MAY CHANGE; REFER TO CURRENT ELEVATION TABLE

CHEMICAL ANALYSIS ( )

OVERBURDEN LOG 17324-T07-SC.GPJ CRA_CORP.GDT 1/12/12

STRATIGRAPHIC AND INSTRUMENTATION LOG (OVERBURDEN)

PROJECT NAME: FORMER MANUAL TRANSISSIONS OF MUNCIE
PROJECT NUMBER: 017324-T07
CLIENT: RACER TRUST
LOCATION: 1200 WEST 8TH STREET, MUNCIE, INDIANA

HOLE DESIGNATION: BH87-11
DATE COMPLETED: December 2, 2011
DRILLING METHOD: DPT W/4 1/4 HSA
FIELD PERSONNEL: T. PRANGER

DEPTH ft BGS	STRATIGRAPHIC DESCRIPTION & REMARKS	DEPTH ft BGS	MONITOR INSTALLATION	SAMPLE NUMBER	SAMPLE INTERVAL	SAMPLE REC (%)	SAMPLE 'N' VALUE	SAMPLE PID (ppm)
0	FILL- gravel and clay, moist, red brick							0.0
2						70		0.0
4				198				0.0
6								0.0
8			BENTONITE CHIP			80		0.0
10	CL- SILTY CLAY, with gravel, firm, low plasticity, brown, moist	9.00		199				0.0
12						80		0.0
14	- silty clay and gravel at 14.5ft BGS							0.0
16	END OF BOREHOLE @ 15.0ft BGS	15.00						
18								
20								
22								
24								
26								
28								
30								
32								
34								

NOTES: MEASURING POINT ELEVATIONS MAY CHANGE; REFER TO CURRENT ELEVATION TABLE

CHEMICAL ANALYSIS ( )

OVERBURDEN LOG 17324-T07-SC.GPJ CRA_CORP.GDT 1/12/12

STRATIGRAPHIC AND INSTRUMENTATION LOG (OVERBURDEN)

PROJECT NAME: FORMER MANUAL TRANSISSIONS OF MUNCIE
PROJECT NUMBER: 017324-T07
CLIENT: RACER TRUST
LOCATION: 1200 WEST 8TH STREET, MUNCIE, INDIANA

HOLE DESIGNATION: BH88-11
DATE COMPLETED:
DRILLING METHOD: DPT W/4 1/4 HSA
FIELD PERSONNEL: T. PRANGER

DEPTH ft BGS	STRATIGRAPHIC DESCRIPTION & REMARKS	DEPTH ft BGS	MONITOR INSTALLATION	SAMPLE NUMBER	SAMPLE INTERVAL	SAMPLE REC (%)	SAMPLE 'N' VALUE
0	CONCRETE	0.33	BENTONITE CHIP				
	FILL- gravel, clay, loose/soft, saturated						
2	- refusal at 2.0ft BGS	2.00					
	END OF BOREHOLE @ 2.0ft BGS						
4							
6							
8							
10							
12							
14							
16							
18							
20							
22							
24							
26							
28							
30							
32							
34							

NOTES: MEASURING POINT ELEVATIONS MAY CHANGE; REFER TO CURRENT ELEVATION TABLE

OVERBURDEN LOG 17324-T07-SC.GPJ CRA_CORP.GDT 1/12/12

STRATIGRAPHIC AND INSTRUMENTATION LOG (OVERBURDEN)

PROJECT NAME: FORMER MANUAL TRANSISSIONS OF MUNCIE
PROJECT NUMBER: 017324-T07
CLIENT: RACER TRUST
LOCATION: 1200 WEST 8TH STREET, MUNCIE, INDIANA

HOLE DESIGNATION: BH89-11
DATE COMPLETED: December 1, 2011
DRILLING METHOD: DPT W/4 1/4 HSA
FIELD PERSONNEL: T. PRANGER

DEPTH ft BGS	STRATIGRAPHIC DESCRIPTION & REMARKS	DEPTH ft BGS	MONITOR INSTALLATION	SAMPLE NUMBER	SAMPLE INTERVAL	SAMPLE REC (%)	SAMPLE 'N' VALUE	SAMPLE PID (ppm)
0	ASPHALT	0.50						0.0
	CL- CLAY	0.75						
	CONCRETE	1.00						
2	FILL- clay, with gravel, very soft (pushed down with rig pressure), low plasticity, saturated					20		0.0
4								0.0
6								0.0
8						20		0.0
10			BENTONITE CHIP	185				0.0
12	CL- SILTY CLAY, firm, low plasticity, gray, moist	12.00				60		0.0
14								0.0
16				186				0.0
18						20		0.0
20	END OF BOREHOLE @ 20.0ft BGS	20.00						0.0
22								
24								
26								
28								
30								
32								
34								

NOTES: MEASURING POINT ELEVATIONS MAY CHANGE; REFER TO CURRENT ELEVATION TABLE

CHEMICAL ANALYSIS ( )

OVERBURDEN LOG 17324-T07-SC.GPJ CRA_CORP.GDT 1/12/12

STRATIGRAPHIC AND INSTRUMENTATION LOG (OVERBURDEN)

PROJECT NAME: FORMER MANUAL TRANSISSIONS OF MUNCIE
PROJECT NUMBER: 017324-T07
CLIENT: RACER TRUST
LOCATION: 1200 WEST 8TH STREET, MUNCIE, INDIANA

HOLE DESIGNATION: BH90-11
DATE COMPLETED: November 28, 2011
DRILLING METHOD: DPT W/4 1/4 HSA
FIELD PERSONNEL: T. PRANGER

DEPTH ft BGS	STRATIGRAPHIC DESCRIPTION & REMARKS	DEPTH ft BGS	MONITOR INSTALLATION	SAMPLE NUMBER	SAMPLE INTERVAL	SAMPLE REC (%)	SAMPLE 'N' VALUE	SAMPLE PID (ppm)
0	FILL- clay, gravel, sand, moist			093		60		0.6
								0.0
								0.0
5.50	CL- SILTY CLAY, firm, low plasticity, brown, moist		BENTONITE CHIP	094		100		0.0
								0.0
11.00	SP/GP- GRAVEL/SAND, loose, coarse, tan, moist					80		0.0
	- saturated at 14.5ft BGS							0.0
15.00	END OF BOREHOLE @ 15.0ft BGS							

NOTES: MEASURING POINT ELEVATIONS MAY CHANGE; REFER TO CURRENT ELEVATION TABLE

CHEMICAL ANALYSIS (093)

OVERBURDEN LOG 17324-T07-SC.GPJ CRA_CORP.GDT 1/12/12

STRATIGRAPHIC AND INSTRUMENTATION LOG (OVERBURDEN)

PROJECT NAME: FORMER MANUAL TRANSISSIONS OF MUNCIE
PROJECT NUMBER: 017324-T07
CLIENT: RACER TRUST
LOCATION: 1200 WEST 8TH STREET, MUNCIE, INDIANA

HOLE DESIGNATION: BH91-11
DATE COMPLETED: November 23, 2011
DRILLING METHOD: DPT W/4 1/4 HSA
FIELD PERSONNEL: T. PRANGER

DEPTH ft BGS	STRATIGRAPHIC DESCRIPTION & REMARKS	DEPTH ft BGS	MONITOR INSTALLATION	SAMPLE NUMBER	SAMPLE INTERVAL	SAMPLE REC (%)	SAMPLE 'N' VALUE	SAMPLE PID (ppm)
0	FILL- gravel, with concrete pieces, moist							0.0
2						50		0.0
4								
5	CL- SILTY CLAY, with gravel, stiff, low plasticity, brown, slightly moist	5.00		089				0.0
6								0.0
8			BENTONITE CHIP			90		
9	SC- SAND, with clay, loose, fine to medium, brown, wet	9.00						0.0
10								
10.5	CL- SILTY CLAY, with gravel, stiff, low plasticity, brown /gray	10.50		090				0.0
12						90		
14								0.0
15	END OF BOREHOLE @ 15.0ft BGS	15.00						0.0
16								
18								
20								
22								
24								
26								
28								
30								
32								
34								

NOTES: MEASURING POINT ELEVATIONS MAY CHANGE; REFER TO CURRENT ELEVATION TABLE

CHEMICAL ANALYSIS (089, 090)

OVERBURDEN LOG 17324-T07-SC.GPJ CRA_CORP.GDT 1/12/12

STRATIGRAPHIC AND INSTRUMENTATION LOG (OVERBURDEN)

PROJECT NAME: FORMER MANUAL TRANSISSIONS OF MUNCIE
PROJECT NUMBER: 017324-T07
CLIENT: RACER TRUST
LOCATION: 1200 WEST 8TH STREET, MUNCIE, INDIANA

HOLE DESIGNATION: BH92-11
DATE COMPLETED: November 28, 2011
DRILLING METHOD: DPT W/4 1/4 HSA
FIELD PERSONNEL: T. PRANGER

DEPTH ft BGS	STRATIGRAPHIC DESCRIPTION & REMARKS	DEPTH ft BGS	MONITOR INSTALLATION	SAMPLE NUMBER	SAMPLE INTERVAL	SAMPLE REC (%)	SAMPLE 'N' VALUE	SAMPLE PID (ppm)
0	FILL- gravel, with clay, wet							0.4
2								1.1
4			BENTONITE CHIP					1.1
6				101				1.0
8								
9.0	END OF BOREHOLE @ 9.0ft BGS	9.00						
10								
12								
14								
16								
18								
20								
22								
24								
26								
28								
30								
32								
34								

NOTES: MEASURING POINT ELEVATIONS MAY CHANGE; REFER TO CURRENT ELEVATION TABLE

CHEMICAL ANALYSIS (101)

OVERBURDEN LOG 17324-T07-SC.GPJ CRA_CORP.GDT 1/12/12

STRATIGRAPHIC AND INSTRUMENTATION LOG (OVERBURDEN)

PROJECT NAME: FORMER MANUAL TRANSISSIONS OF MUNCIE
PROJECT NUMBER: 017324-T07
CLIENT: RACER TRUST
LOCATION: 1200 WEST 8TH STREET, MUNCIE, INDIANA

HOLE DESIGNATION: BH93-11
DATE COMPLETED: November 29, 2011
DRILLING METHOD: DPT W/4 1/4 HSA
FIELD PERSONNEL: T. PRANGER

DEPTH ft BGS	STRATIGRAPHIC DESCRIPTION & REMARKS	DEPTH ft BGS	MONITOR INSTALLATION	SAMPLE NUMBER	SAMPLE INTERVAL	SAMPLE REC (%)	SAMPLE 'N' VALUE	SAMPLE PID (ppm)
0	ASPHALT	0.50						0.5
	CONCRETE	1.00						
2	FILL- sand, clay, firm, low plasticity, trace red brick, coal chips							0.1
4				118				0.4
		5.00						0.1
6	CL- SILTY CLAY, trace gravel, firm, low plasticity, brown, moist							0.0
8			BENTONITE CHIP			100		
				119				0.0
10								
								0.0
12	SP- SAND, loose, fine, tan, saturated	12.00				100		
								0.0
14								0.0
	END OF BOREHOLE @ 15.0ft BGS	15.00						
16								
18								
20								
22								
24								
26								
28								
30								
32								
34								

NOTES: MEASURING POINT ELEVATIONS MAY CHANGE; REFER TO CURRENT ELEVATION TABLE

CHEMICAL ANALYSIS ( )

OVERBURDEN LOG 17324-T07-SC.GPJ CRA_CORP.GDT 1/12/12

STRATIGRAPHIC AND INSTRUMENTATION LOG (OVERBURDEN)

PROJECT NAME: FORMER MANUAL TRANSISSIONS OF MUNCIE
PROJECT NUMBER: 017324-T07
CLIENT: RACER TRUST
LOCATION: 1200 WEST 8TH STREET, MUNCIE, INDIANA

HOLE DESIGNATION: BH94-11
DATE COMPLETED: November 29, 2011
DRILLING METHOD: DPT W/4 1/4 HSA
FIELD PERSONNEL: T. PRANGER

DEPTH ft BGS	STRATIGRAPHIC DESCRIPTION & REMARKS	DEPTH ft BGS	MONITOR INSTALLATION	SAMPLE NUMBER	SAMPLE INTERVAL	SAMPLE REC (%)	SAMPLE 'N' VALUE	SAMPLE PID (ppm)
0	CONCRETE	0.67						0.0
2	CL- SILTY CLAY, trace gravel, firm, low plasticity, brown, moist					100		0.0
4				113/114				0.0
6								0.0
8			BENTONITE CHIP			100		0.0
10				115				0.0
12	SP/GP- SAND/GRAVEL, loose, coarse, tan, wet	12.00				100		0.0
14								0.0
	END OF BOREHOLE @ 15.0ft BGS	15.00						
16								
18								
20								
22								
24								
26								
28								
30								
32								
34								

NOTES: MEASURING POINT ELEVATIONS MAY CHANGE; REFER TO CURRENT ELEVATION TABLE

CHEMICAL ANALYSIS (113/114, 115)

OVERBURDEN LOG 17324-T07-SC.GPJ CRA_CORP.GDT 1/12/12

STRATIGRAPHIC AND INSTRUMENTATION LOG (OVERBURDEN)

PROJECT NAME: FORMER MANUAL TRANSISSIONS OF MUNCIE
PROJECT NUMBER: 017324-T07
CLIENT: RACER TRUST
LOCATION: 1200 WEST 8TH STREET, MUNCIE, INDIANA

HOLE DESIGNATION: BH95-11
DATE COMPLETED: November 28, 2011
DRILLING METHOD: DPT W/4 1/4 HSA
FIELD PERSONNEL: T. PRANGER

DEPTH ft BGS	STRATIGRAPHIC DESCRIPTION & REMARKS	DEPTH ft BGS	MONITOR INSTALLATION	SAMPLE NUMBER	SAMPLE INTERVAL	SAMPLE REC (%)	SAMPLE 'N' VALUE	SAMPLE PID (ppm)
0	CONCRETE	0.67	BENTONITE CHIP	098		60		0.0
2	FILL- sand, loose, medium, brown, moist							0.0
4	END OF BOREHOLE @ 4.5ft BGS	4.50						0.0
6								
8								
10								
12								
14								
16								
18								
20								
22								
24								
26								
28								
30								
32								
34								

NOTES: MEASURING POINT ELEVATIONS MAY CHANGE; REFER TO CURRENT ELEVATION TABLE

CHEMICAL ANALYSIS (098)

OVERBURDEN LOG 17324-T07-SC.GPJ CRA_CORP.GDT 1/12/12

STRATIGRAPHIC AND INSTRUMENTATION LOG (OVERBURDEN)

PROJECT NAME: FORMER MANUAL TRANSISSIONS OF MUNCIE
PROJECT NUMBER: 017324-T07
CLIENT: RACER TRUST
LOCATION: 1200 WEST 8TH STREET, MUNCIE, INDIANA

HOLE DESIGNATION: BH96-11
DATE COMPLETED: November 28, 2011
DRILLING METHOD: DPT W/4 1/4 HSA
FIELD PERSONNEL: T. PRANGER

DEPTH ft BGS	STRATIGRAPHIC DESCRIPTION & REMARKS	DEPTH ft BGS	MONITOR INSTALLATION	SAMPLE NUMBER	SAMPLE INTERVAL	SAMPLE REC (%)	SAMPLE 'N' VALUE	SAMPLE PID (ppm)
0	CONCRETE	0.67						0.5
2	FILL- clay, with gravel, firm, low plasticity, brown, very moist, trace red brick			095/096		60		0.5
4								0.3
6								0.1
8			BENTONITE CHIP	097		100		0.0
10	CL- SILTY CLAY, with gravel, firm, low plasticity, brown, moist	10.00						0.0
12								0.0
14						80		0.0
16	END OF BOREHOLE @ 15.0ft BGS	15.00						0.0
18								
20								
22								
24								
26								
28								
30								
32								
34								

NOTES: MEASURING POINT ELEVATIONS MAY CHANGE; REFER TO CURRENT ELEVATION TABLE

CHEMICAL ANALYSIS ( )

OVERBURDEN LOG 17324-T07-SC.GPJ CRA_CORP.GDT 1/12/12

STRATIGRAPHIC AND INSTRUMENTATION LOG (OVERBURDEN)

PROJECT NAME: FORMER MANUAL TRANSISSIONS OF MUNCIE
PROJECT NUMBER: 017324-T07
CLIENT: RACER TRUST
LOCATION: 1200 WEST 8TH STREET, MUNCIE, INDIANA

HOLE DESIGNATION: BH97-11
DATE COMPLETED: November 28, 2011
DRILLING METHOD: DPT W/4 1/4 HSA
FIELD PERSONNEL: T. PRANGER

DEPTH ft BGS	STRATIGRAPHIC DESCRIPTION & REMARKS	DEPTH ft BGS	MONITOR INSTALLATION	SAMPLE NUMBER	SAMPLE INTERVAL	SAMPLE REC (%)	SAMPLE 'N' VALUE
0	CONCRETE	0.83	BENTONITE CHIP			30	
2	FILL- sand, loose/compact, medium, tan, moist, low recovery						
4	END OF BOREHOLE @ 4.5ft BGS	4.50					
6							
8							
10							
12							
14							
16							
18							
20							
22							
24							
26							
28							
30							
32							
34							

NOTES: MEASURING POINT ELEVATIONS MAY CHANGE; REFER TO CURRENT ELEVATION TABLE

STRATIGRAPHIC AND INSTRUMENTATION LOG (OVERBURDEN)

PROJECT NAME: FORMER MANUAL TRANSISSIONS OF MUNCIE
PROJECT NUMBER: 017324-T07
CLIENT: RACER TRUST
LOCATION: 1200 WEST 8TH STREET, MUNCIE, INDIANA

HOLE DESIGNATION: MW45-11
DATE COMPLETED: November 17, 2011
DRILLING METHOD: DPT W/4 1/4 HSA
FIELD PERSONNEL: T. PRANGER

DEPTH ft BGS	STRATIGRAPHIC DESCRIPTION & REMARKS	DEPTH ft BGS
0	ASPHALT	
	CONCRETE	0.66
		1.00
2	FILL- silty clay, brown, low plasticity, moist	
	- dark gray, with some red brick at 2.0ft BGS	
4		
6		
		7.00
8	CL- SILTY CLAY, trace gravel, firm, low plasticity, brown, moist	
10		
12		
	- large limestone rock at 13.0ft BGS	
14	- with gravel, coarse at 14.5ft BGS	
		15.00
16	GP- GRAVEL/SAND, coarse, saturated	
18		
20		
22	END OF BOREHOLE @ 22.0ft BGS	22.00
24		
26		
28		
30		
32		
34		

DPT W/ 4 1/4 HSA

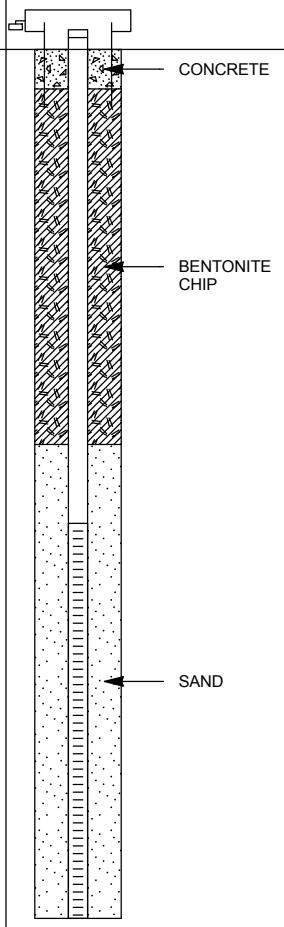

WELL DETAILS
Screened interval:
12.00 to 22.00ft BGS
Length: 10ft
Diameter: 2in
Slot Size: 10
Material: PVC
Seal:
1.00 to 10.00ft BGS
Material: BENTONITE CHIP
Sand Pack:
10.00 to 22.00ft BGS
Material: SAND

SAMPLE NUMBER	INTERVAL	REC (%)	'N' VALUE	PID (ppm)
				0.0
		100		0.0
				0.1
004		80		0.9
				0.9
				0.0
005		60		0.7
				0.2
		80		0.0
				0.0
		100		

NOTES: MEASURING POINT ELEVATIONS MAY CHANGE; REFER TO CURRENT ELEVATION TABLE

CHEMICAL ANALYSIS (004, 005)

OVERBURDEN LOG 17324-T07-SC.GPJ CRA_CORP.GDT 1/12/12

STRATIGRAPHIC AND INSTRUMENTATION LOG (OVERBURDEN)

PROJECT NAME: FORMER MANUAL TRANSISSIONS OF MUNCIE
PROJECT NUMBER: 017324-T07
CLIENT: RACER TRUST
LOCATION: 1200 WEST 8TH STREET, MUNCIE, INDIANA

HOLE DESIGNATION: MW46-11
DATE COMPLETED: November 17, 2011
DRILLING METHOD: DPT W/4 1/4 HSA
FIELD PERSONNEL: T. PRANGER

DEPTH ft BGS	STRATIGRAPHIC DESCRIPTION & REMARKS	DEPTH ft BGS
	ASPHALT	0.50
	CONCRETE	1.17
2	CL- SILTY CLAY, trace gravel, firm, low plasticity, gray, brown, moist	
4	- dark gray(6") at 4.5ft BGS	
6		
8		
10	SP- SAND, loose, fine to medium, brown, wet	9.50
12	CL- SILTY CLAY, trace gravel, firm, low plasticity, brown, slightly moist	12.00
14	- gray, stiff at 14.0ft BGS	
16		
18	- very stiff, dry at 17.0ft BGS	
20	END OF BOREHOLE @ 20.0ft BGS	20.00
22		
24		
26		
28		
30		
32		
34		

DPT W/ 4 1/4 HSA

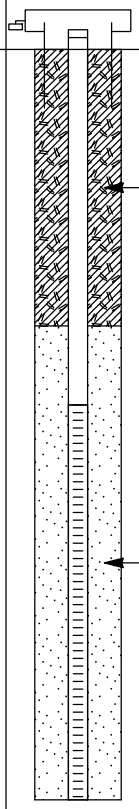

WELL DETAILS
Screened interval:
9.00 to 19.00ft BGS
Length: 10ft
Diameter: 2in
Slot Size: 10
Material: PVC
Seal:
0.00 to 7.00ft BGS
Material: BENTONITE CHIP
Sand Pack:
7.00 to 19.00ft BGS
Material: SAND

SAMPLE NUMBER	INTERVAL	REC (%)	'N' VALUE	PID (ppm)
001		80		0.0
				0.0
002				2.5
		100		1.2
003				1.1
				0.9
		80		0.3
				0.0
				0.0
		100		0.0
				0.0

NOTES: MEASURING POINT ELEVATIONS MAY CHANGE; REFER TO CURRENT ELEVATION TABLE

CHEMICAL ANALYSIS (oval)

OVERBURDEN LOG 17324-T07-SC.GPJ CRA_CORP.GDT 1/12/12

STRATIGRAPHIC AND INSTRUMENTATION LOG (OVERBURDEN)

PROJECT NAME: FORMER MANUAL TRANSISSIONS OF MUNCIE
PROJECT NUMBER: 017324-T07
CLIENT: RACER TRUST
LOCATION: 1200 WEST 8TH STREET, MUNCIE, INDIANA

HOLE DESIGNATION: MW47-11
DATE COMPLETED: November 16, 2011
DRILLING METHOD: DPT W/4 1/4 HSA
FIELD PERSONNEL: T. PRANGER

DEPTH ft BGS	STRATIGRAPHIC DESCRIPTION & REMARKS	DEPTH ft BGS
	CONCRETE	0.92
2	GC- CLAYEY GRAVEL, compact, coarse, brown, moist, fill under concrete	
4		
6	- dark brown(12") at 5.0ft BGS	7.00
8	CL- SILTY CLAY, trace gravel, firm, low plasticity, brown, moist	
10		
12	- tan, very moist at 12.0ft BGS	
14		
16	- hard, gray at 15.0ft BGS	
18		
20		
22		
24	- heavy gravel and sand, very moist at 24.0ft BGS	
26	END OF BOREHOLE @ 26.0ft BGS	26.00
28		
30		
32		
34		

DPT W/ 4 1/4 HSA

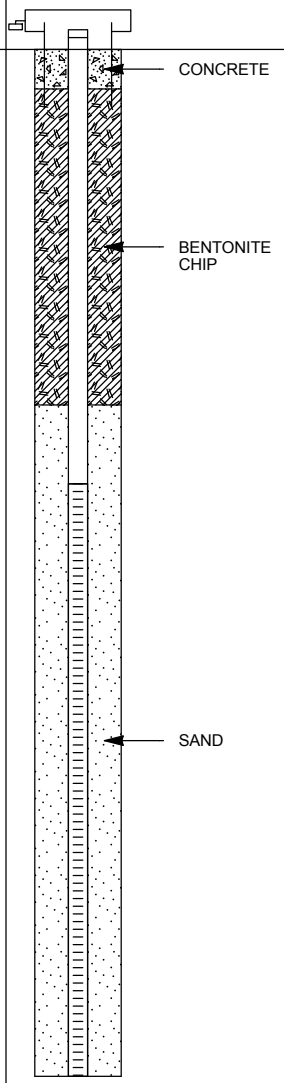

WELL DETAILS
Screened interval:
11.00 to 26.00ft BGS
Length: 15ft
Diameter: 2in
Slot Size: 10
Material: PVC
Seal:
1.00 to 9.00ft BGS
Material: BENTONITE CHIP
Sand Pack:
9.00 to 26.00ft BGS
Material: SAND

SAMPLE NUMBER	INTERVAL	REC (%)	'N' VALUE	PID (ppm)
				0.0
		50		0.0
				0.0
		60		0.0
				0.0
				0.1
		100		0.8
				0.6
				0.3
		100		0.1
				0.1
				0.0
				0.0

NOTES: MEASURING POINT ELEVATIONS MAY CHANGE; REFER TO CURRENT ELEVATION TABLE

STRATIGRAPHIC AND INSTRUMENTATION LOG (OVERBURDEN)

PROJECT NAME: FORMER MANUAL TRANSISSIONS OF MUNCIE
PROJECT NUMBER: 017324-T07
CLIENT: RACER TRUST
LOCATION: 1200 WEST 8TH STREET, MUNCIE, INDIANA

HOLE DESIGNATION: MW48-11
DATE COMPLETED: November 16, 2011
DRILLING METHOD: DPT W/4 1/4 HSA
FIELD PERSONNEL: T. PRANGER

DEPTH ft BGS	STRATIGRAPHIC DESCRIPTION & REMARKS	DEPTH ft BGS
	CONCRETE	0.42
	FILL- gravel/clay, loose, brown, wet/very moist, red brick	
	CL- SILTY CLAY, trace gravel/sand, firm, light brown, moist, some large stones	7.00
	GP- GRAVEL, sand, compact, coarse, tan, saturated	15.00
	END OF BOREHOLE @ 23.0ft BGS	23.00

DPT W/ 4 1/4 HSA

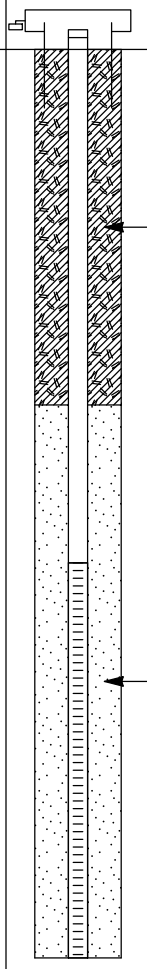

WELL DETAILS
Screened interval:
13.00 to 23.00ft BGS
Length: 10ft
Diameter: 2in
Slot Size: 10
Material: PVC
Seal:
0.00 to 9.00ft BGS
Material: BENTONITE CHIP
Sand Pack:
9.00 to 23.00ft BGS
Material: SAND

SAMPLE NUMBER	INTERVAL	REC (%)	'N' VALUE	PID (ppm)
				0.0
		40		0.0
				0.0
				0.0
		100		0.0
				0.0
				0.0
		100		0.1
				0.1
				0.0
		100		0.0
				0.0
				0.0
		60		0.0

NOTES: MEASURING POINT ELEVATIONS MAY CHANGE; REFER TO CURRENT ELEVATION TABLE

STRATIGRAPHIC AND INSTRUMENTATION LOG (OVERBURDEN)

PROJECT NAME: FORMER MANUAL TRANSISSIONS OF MUNCIE
PROJECT NUMBER: 017324-T07
CLIENT: RACER TRUST
LOCATION: 1200 WEST 8TH STREET, MUNCIE, INDIANA

HOLE DESIGNATION: MW49-11
DATE COMPLETED: November 14, 2011
DRILLING METHOD: DPT W/4 1/4 HSA
FIELD PERSONNEL: T. PRANGER

DEPTH ft BGS	STRATIGRAPHIC DESCRIPTION & REMARKS	DEPTH ft BGS
0	FILL- sand, with clay, loose, slight plasticity, brown	
6	CL- SILTY CLAY, trace sand, firm, low plasticity, brown, moist	6.00
12	- limestone at 12.0ft BGS	
13	GP- GRAVEL, sand, compact/dense, coarse, tan, trace granitic rocks, limestone	13.00
30	END OF BOREHOLE @ 30.0ft BGS	30.00

DPT W/ 4 1/4 HSA

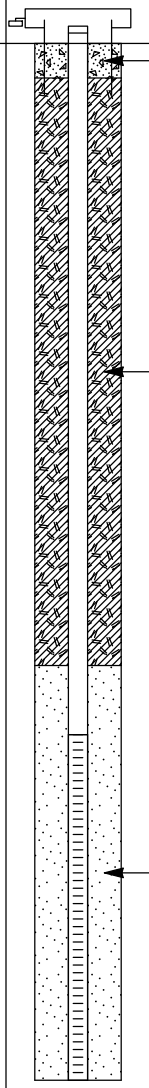

WELL DETAILS
Screened interval:
20.00 to 30.00ft BGS
Length: 10ft
Diameter: 2in
Slot Size: 10
Material: PVC
Seal:
1.00 to 18.00ft BGS
Material: BENTONITE CHIP
Sand Pack:
18.00 to 30.00ft BGS
Material: SAND

SAMPLE NUMBER	INTERVAL	REC (%)	'N' VALUE	PID (ppm)
				0.2
		46		0.4
				0.2
		60		0.0
				0.0
				0.2
		100		0.8
				0.1
		90		0.2
				0.2

NOTES: MEASURING POINT ELEVATIONS MAY CHANGE; REFER TO CURRENT ELEVATION TABLE

STRATIGRAPHIC AND INSTRUMENTATION LOG (OVERBURDEN)

PROJECT NAME: FORMER MANUAL TRANSISSIONS OF MUNCIE
PROJECT NUMBER: 017324-T07
CLIENT: RACER TRUST
LOCATION: 1200 WEST 8TH STREET, MUNCIE, INDIANA

HOLE DESIGNATION: MW50-11
DATE COMPLETED: November 15, 2011
DRILLING METHOD: DPT W/4 1/4 HSA
FIELD PERSONNEL: T. PRANGER

DEPTH ft BGS	STRATIGRAPHIC DESCRIPTION & REMARKS	DEPTH ft BGS
0	CONCRETE, with rebar	
	CL- SILTY CLAY, trace sand, firm, low plasticity, brown, slightly moist	1.33
4	- trace gravel, slight iron staining at 5.0ft BGS	
10	- moist at 10.0ft BGS - sand seam(6") at 10.5ft BGS	
14	GP- GRAVEL, sand, compact, tan, dry	14.00
22	- saturated at 23.0ft BGS	
30	END OF BOREHOLE @ 30.0ft BGS	30.00

DPT W/ 4 1/4 HSA

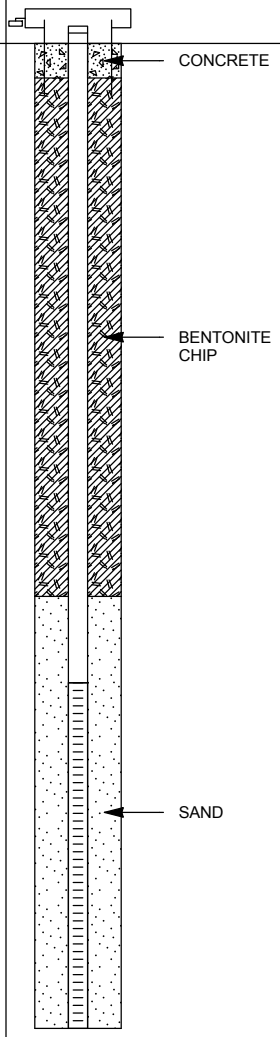

WELL DETAILS
Screened interval:
18.50 to 28.50ft BGS
Length: 10ft
Diameter: 2in
Slot Size: 10
Material: PVC
Seal:
1.00 to 16.00ft BGS
Material: BENTONITE CHIP
Sand Pack:
16.00 to 28.50ft BGS
Material: SAND

SAMPLE NUMBER	INTERVAL	REC (%)	'N' VALUE	PID (ppm)
		40		0.0
				0.1
				0.1
		50		0.1
				0.2
				0.0
		70		0.7
				0.3
		100		0.2
				0.3
				0.0
		60		0.0

NOTES: MEASURING POINT ELEVATIONS MAY CHANGE; REFER TO CURRENT ELEVATION TABLE

STRATIGRAPHIC AND INSTRUMENTATION LOG (OVERBURDEN)

PROJECT NAME: FORMER MANUAL TRANSISSIONS OF MUNCIE
PROJECT NUMBER: 017324-T07
CLIENT: RACER TRUST
LOCATION: 1200 WEST 8TH STREET, MUNCIE, INDIANA

HOLE DESIGNATION: MW51-11
DATE COMPLETED: November 15, 2011
DRILLING METHOD: DPT W/4 1/4 HSA
FIELD PERSONNEL: T. PRANGER

DEPTH ft BGS	STRATIGRAPHIC DESCRIPTION & REMARKS	DEPTH ft BGS
	CONCRETE	0.83
2	CL- SILTY CLAY, trace sand, firm, low plasticity, brown, moist	
4		
6		
8		
10	- clayey silt/ silty clay, dry at 10.0ft BGS	
12		
14		14.50
16	SP/GP- SAND/GRAVEL, compact, coarse, tan, dry	
18	- saturated at 18.0ft BGS	
20		
22		
24		
26	END OF BOREHOLE @ 25.0ft BGS	25.00
28		
30		
32		
34		

DPT W/ 4 1/4 HSA

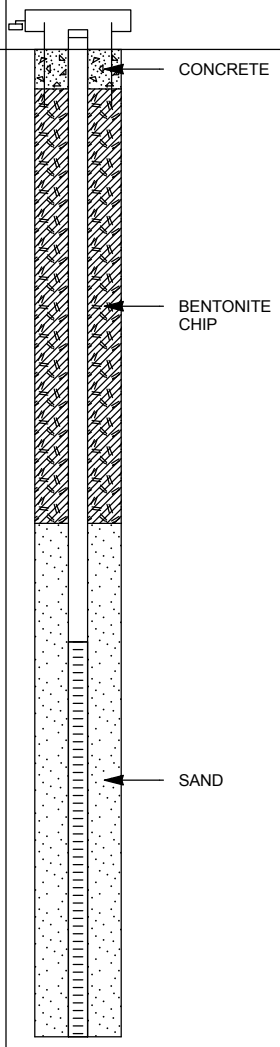

WELL DETAILS
Screened interval:
15.00 to 25.00ft BGS
Length: 10ft
Diameter: 2in
Slot Size: 10
Material: PVC
Seal:
1.00 to 12.00ft BGS
Material: BENTONITE CHIP
Sand Pack:
12.00 to 25.00ft BGS
Material: SAND

SAMPLE NUMBER	INTERVAL	REC (%)	'N' VALUE	PID (ppm)
				0.1
		60		0.2
				0.2
				0.3
		100		0.1
				0.3
		100		0.1
				0.1
		100		0.1
				0.0
		100		0.0
				0.0
				0.0

NOTES: MEASURING POINT ELEVATIONS MAY CHANGE; REFER TO CURRENT ELEVATION TABLE

STRATIGRAPHIC AND INSTRUMENTATION LOG (OVERBURDEN)

PROJECT NAME: STAGE II RFI INVESTIGATION
PROJECT NUMBER: 017324-T07
CLIENT: RACER TRUST
LOCATION: 1200 WEST 8TH STREET, MUNCIE, INDIANA

HOLE DESIGNATION: BH10-13
DATE COMPLETED: February 12, 2013
DRILLING METHOD: DIRECT PUSH
FIELD PERSONNEL: S. MELECOSKY

DEPTH ft BGS	STRATIGRAPHIC DESCRIPTION & REMARKS	DEPTH ft BGS	MONITOR INSTALLATION	SAMPLE NUMBER	SAMPLE INTERVAL	SAMPLE REC (%)	SAMPLE 'N' VALUE	SAMPLE PID (ppm)
0	FILL							0
2						60		
4								0
4.90	CONCRETE	4.90						
5.40	CL-CLAY, few sand, trace silt, firm, low plasticity, brown, moist	5.40						0
6			BENTONITE CHIP					
8						80		
				022				0
10								
				023				0
12								
				024				0
14	END OF BOREHOLE @ 14.0ft BGS	14.00						
16								
18								
20								
22								
24								
26								
28								
30								
32								
34								

NOTES: MEASURING POINT ELEVATIONS MAY CHANGE; REFER TO CURRENT ELEVATION TABLE

CHEMICAL ANALYSIS (022, 023, 024)

LIBRARY.GLB CRA_CORP.GDT OVERBURDEN LOG S:\17000\17324\17324-T07-2013-SC.GPJ 6/27/13

STRATIGRAPHIC AND INSTRUMENTATION LOG (OVERBURDEN)

PROJECT NAME: STAGE II RFI INVESTIGATION
PROJECT NUMBER: 017324-T07
CLIENT: RACER TRUST
LOCATION: 1200 WEST 8TH STREET, MUNCIE, INDIANA

HOLE DESIGNATION: BH11-13
DATE COMPLETED: February 12, 2013
DRILLING METHOD: DIRECT PUSH
FIELD PERSONNEL: S. MELECOSKY

DEPTH ft BGS	STRATIGRAPHIC DESCRIPTION & REMARKS	DEPTH ft BGS	MONITOR INSTALLATION	SAMPLE NUMBER	SAMPLE INTERVAL	SAMPLE REC (%)	SAMPLE 'N' VALUE
0	TOPSOIL	0.40	BENTONITE CHIP	037/038		88	
2	CL-SILTY CLAY, few sand, medium plasticity, brown, moist			039			
4				040		20	
6	END OF BOREHOLE @ 6.0ft BGS	6.00					
8							
10							
12							
14							
16							
18							
20							
22							
24							
26							
28							
30							
32							
34							

NOTES: MEASURING POINT ELEVATIONS MAY CHANGE; REFER TO CURRENT ELEVATION TABLE

CHEMICAL ANALYSIS (oval)

LIBRARY.GLB CRA_CORP.GDT OVERBURDEN LOG S:\17000\17324\17324-T07-2013-SC.GPJ 6/27/13

STRATIGRAPHIC AND INSTRUMENTATION LOG (OVERBURDEN)

PROJECT NAME: STAGE II RFI INVESTIGATION
PROJECT NUMBER: 017324-T07
CLIENT: RACER TRUST
LOCATION: 1200 WEST 8TH STREET, MUNCIE, INDIANA

HOLE DESIGNATION: BH12-13
DATE COMPLETED: February 12, 2013
DRILLING METHOD: DIRECT PUSH
FIELD PERSONNEL: S. MELECOSKY

DEPTH ft BGS	STRATIGRAPHIC DESCRIPTION & REMARKS	DEPTH ft BGS	MONITOR INSTALLATION	SAMPLE NUMBER	SAMPLE INTERVAL	SAMPLE REC (%)	SAMPLE 'N' VALUE	SAMPLE PID (ppm)
0	CONCRETE	0.50						
	FILL, black staining 0.3ft thick	1.00						
2	CL-CLAY, trace silt and gravel, firm, medium plasticity, brown, moist		BENTONITE CHIP	031				0
4				032		78		0
6				033		20		0
	END OF BOREHOLE @ 6.0ft BGS	6.00						
8								
10								
12								
14								
16								
18								
20								
22								
24								
26								
28								
30								
32								
34								

NOTES: MEASURING POINT ELEVATIONS MAY CHANGE; REFER TO CURRENT ELEVATION TABLE

CHEMICAL ANALYSIS (031)

LIBRARY.GLB CRA_CORP.GDT OVERBURDEN LOG S:\17000\17324\17324-T07-2013-SC.GPJ 6/27/13

STRATIGRAPHIC AND INSTRUMENTATION LOG (OVERBURDEN)

PROJECT NAME: STAGE II RFI INVESTIGATION
PROJECT NUMBER: 017324-T07
CLIENT: RACER TRUST
LOCATION: 1200 WEST 8TH STREET, MUNCIE, INDIANA

HOLE DESIGNATION: BH13-13
DATE COMPLETED: February 12, 2013
DRILLING METHOD: DIRECT PUSH
FIELD PERSONNEL: S. MELECOSKY

DEPTH ft BGS	STRATIGRAPHIC DESCRIPTION & REMARKS	DEPTH ft BGS	MONITOR INSTALLATION	SAMPLE NUMBER	SAMPLE INTERVAL	SAMPLE REC (%)	SAMPLE 'N' VALUE	SAMPLE PID (ppm)
0	TOPSOIL	0.40						
	CL-SILTY CLAY, firm, medium plasticity, moist			034				0
2						80		
			BENTONITE CHIP	035				0
4	- dark brown at 5.1ft BGS							
				036		20		0
6	END OF BOREHOLE @ 6.0ft BGS	6.00						
8								
10								
12								
14								
16								
18								
20								
22								
24								
26								
28								
30								
32								
34								

NOTES: MEASURING POINT ELEVATIONS MAY CHANGE; REFER TO CURRENT ELEVATION TABLE

CHEMICAL ANALYSIS (oval)

LIBRARY.GLB CRA_CORP.GDT OVERBURDEN LOG S:\17000\17324\17324-T07-2013-SC.GPJ 6/27/13

STRATIGRAPHIC AND INSTRUMENTATION LOG (OVERBURDEN)

PROJECT NAME: STAGE II RFI INVESTIGATION
PROJECT NUMBER: 017324-T07
CLIENT: RACER TRUST
LOCATION: 1200 WEST 8TH STREET, MUNCIE, INDIANA

HOLE DESIGNATION: BH14-13
DATE COMPLETED: February 12, 2013
DRILLING METHOD: DIRECT PUSH
FIELD PERSONNEL: S. MELECOSKY

DEPTH ft BGS	STRATIGRAPHIC DESCRIPTION & REMARKS	DEPTH ft BGS	MONITOR INSTALLATION	SAMPLE NUMBER	SAMPLE INTERVAL	SAMPLE REC (%)	SAMPLE 'N' VALUE	SAMPLE PID (ppm)
0	CONCRETE	0.50						
	FILL, black residue 0.3ft thick	1.00						
2	CL-CLAY, trace silt, firm, medium plasticity, grayish brown, moist		BENTONITE CHIP	028				
						82		0
4				029				0
6		6.00		030		20		0
	END OF BOREHOLE @ 6.0ft BGS							
8								
10								
12								
14								
16								
18								
20								
22								
24								
26								
28								
30								
32								
34								

NOTES: MEASURING POINT ELEVATIONS MAY CHANGE; REFER TO CURRENT ELEVATION TABLE

CHEMICAL ANALYSIS (oval)

LIBRARY.GLB CRA_CORP.GDT OVERBURDEN LOG S:\17000\17324\17324-T07-2013-SC.GPJ 6/27/13

STRATIGRAPHIC AND INSTRUMENTATION LOG (OVERBURDEN)

PROJECT NAME: STAGE II RFI INVESTIGATION
PROJECT NUMBER: 017324-T07
CLIENT: RACER TRUST
LOCATION: 1200 WEST 8TH STREET, MUNCIE, INDIANA

HOLE DESIGNATION: BH15-13
DATE COMPLETED: February 13, 2013
DRILLING METHOD: DIRECT PUSH
FIELD PERSONNEL: S. MELECOSKY

DEPTH ft BGS	STRATIGRAPHIC DESCRIPTION & REMARKS	DEPTH ft BGS	MONITOR INSTALLATION	SAMPLE NUMBER	SAMPLE INTERVAL	SAMPLE REC (%)	SAMPLE 'N' VALUE
0	FILL						
4	CONCRETE	4.00					
4.5	CL-SILTY CLAY, trace sand and gravel, stiff, medium plasticity, brown, moist	4.50				64	
6				041		100	
8			BENTONITE CHIP				
10				043		42	
12	- gray at 12.5ft BGS			042			
16						100	
18	END OF BOREHOLE @ 18.0ft BGS	18.00					
20							
22							
24							
26							
28							
30							
32							
34							

NOTES: MEASURING POINT ELEVATIONS MAY CHANGE; REFER TO CURRENT ELEVATION TABLE

CHEMICAL ANALYSIS (oval)

LIBRARY.GLB CRA_CORP.GDT OVERBURDEN LOG S:\17000\17324\17324-T07-2013-SC.GPJ 6/27/13

STRATIGRAPHIC AND INSTRUMENTATION LOG (OVERBURDEN)

PROJECT NAME: STAGE II RFI INVESTIGATION
PROJECT NUMBER: 017324-T07
CLIENT: RACER TRUST
LOCATION: 1200 WEST 8TH STREET, MUNCIE, INDIANA

HOLE DESIGNATION: BH16-13
DATE COMPLETED: February 13, 2013
DRILLING METHOD: DIRECT PUSH
FIELD PERSONNEL: S. MELECOSKY

DEPTH ft BGS	STRATIGRAPHIC DESCRIPTION & REMARKS	DEPTH ft BGS	MONITOR INSTALLATION	SAMPLE NUMBER	SAMPLE INTERVAL	SAMPLE REC (%)	SAMPLE 'N' VALUE	SAMPLE PID (ppm)
	ASPHALT							
	CONCRETE	1.00		056				0
2	FILL	1.60				60		
4								0
6	CL-SILTY CLAY, firm, medium plasticity, brown, moist	5.30		057				0
8			BENTONITE CHIP			100		
		8.50						0
10	SP-SAND, trace silt, compact, fine, brown, moist							
12				058				0
						94		
14	SP-SAND, compact, medium, well sorted, brown, wet	13.50						0
	END OF BOREHOLE @ 15.0ft BGS	15.00						
16								
18								
20								
22								
24								
26								
28								
30								
32								
34								

NOTES: MEASURING POINT ELEVATIONS MAY CHANGE; REFER TO CURRENT ELEVATION TABLE

CHEMICAL ANALYSIS ( )

LIBRARY.GLB CRA_CORP.GDT OVERBURDEN LOG S:\17000\17324\17324-T07-2013-SC.GPJ 6/27/13

STRATIGRAPHIC AND INSTRUMENTATION LOG (OVERBURDEN)

PROJECT NAME: STAGE II RFI INVESTIGATION
PROJECT NUMBER: 017324-T07
CLIENT: RACER TRUST
LOCATION: 1200 WEST 8TH STREET, MUNCIE, INDIANA

HOLE DESIGNATION: BH17-13
DATE COMPLETED: February 13, 2013
DRILLING METHOD: DIRECT PUSH
FIELD PERSONNEL: S. MELECOSKY

DEPTH ft BGS	STRATIGRAPHIC DESCRIPTION & REMARKS	DEPTH ft BGS	MONITOR INSTALLATION	SAMPLE NUMBER	SAMPLE INTERVAL	SAMPLE REC (%)	SAMPLE 'N' VALUE	SAMPLE PID (ppm)
0	FILL			053		40		0
								0.9
								0.2
7.5	CL-SILTY CLAY, trace sand and gravel, firm, medium plasticity, gray, moist	7.50	BENTONITE CHIP	054		94		0
	- brown at 11.0ft BGS			055				0
	- sand zone, wet, 0.6ft thick at 11.5ft BGS					100		
	- gray at 14.0ft BGS							0
15	END OF BOREHOLE @ 15.0ft BGS	15.00						

NOTES: MEASURING POINT ELEVATIONS MAY CHANGE; REFER TO CURRENT ELEVATION TABLE

CHEMICAL ANALYSIS (053)

LIBRARY.GLB CRA_CORP.GDT OVERBURDEN LOG S:\17000\17324\17324-T07-2013-SC.GPJ 6/27/13

STRATIGRAPHIC AND INSTRUMENTATION LOG (OVERBURDEN)

PROJECT NAME: STAGE II RFI INVESTIGATION
PROJECT NUMBER: 017324-T07
CLIENT: RACER TRUST
LOCATION: 1200 WEST 8TH STREET, MUNCIE, INDIANA

HOLE DESIGNATION: BH18-13
DATE COMPLETED: February 13, 2013
DRILLING METHOD: DIRECT PUSH
FIELD PERSONNEL: S. MELECOSKY

DEPTH ft BGS	STRATIGRAPHIC DESCRIPTION & REMARKS	DEPTH ft BGS	MONITOR INSTALLATION	SAMPLE NUMBER	SAMPLE INTERVAL	SAMPLE REC (%)	SAMPLE 'N' VALUE	SAMPLE PID (ppm)
0	FILL			044		80		0.2
2	- black staining at 3.0ft BGS			045				0.1
4	CL-SILTY CLAY, firm, medium plasticity, brownish gray, moist	4.50						
6	- soft at 7.0ft BGS							0
8	- 0.3ft of sand seam at 8.1ft BGS - firm, black at 8.6ft BGS		BENTONITE CHIP			86		0
10	- gray at 10.0ft BGS							0
12						96		
14	SP-SAND, fine to medium, poorly graded, brown, wet	14.60		046				0
16	END OF BOREHOLE @ 15.0ft BGS	15.00						
18								
20								
22								
24								
26								
28								
30								
32								
34								

NOTES: MEASURING POINT ELEVATIONS MAY CHANGE; REFER TO CURRENT ELEVATION TABLE

CHEMICAL ANALYSIS (oval)

LIBRARY.GLB CRA_CORP.GDT OVERBURDEN LOG S:\17000\17324\17324-T07-2013-SC.GPJ 6/27/13

STRATIGRAPHIC AND INSTRUMENTATION LOG (OVERBURDEN)

PROJECT NAME: STAGE II RFI INVESTIGATION
PROJECT NUMBER: 017324-T07
CLIENT: RACER TRUST
LOCATION: 1200 WEST 8TH STREET, MUNCIE, INDIANA

HOLE DESIGNATION: BH19-13
DATE COMPLETED: February 13, 2013
DRILLING METHOD: DIRECT PUSH
FIELD PERSONNEL: S. MELECOSKY

DEPTH ft BGS	STRATIGRAPHIC DESCRIPTION & REMARKS	DEPTH ft BGS	MONITOR INSTALLATION	SAMPLE NUMBER	SAMPLE INTERVAL	SAMPLE REC (%)	SAMPLE 'N' VALUE	SAMPLE PID (ppm)
0	FILL			050		74		0
4	CONCRETE	4.50						0
	FILL	5.00						
6								2.7
8	CL-SILTY CLAY, firm, medium plasticity, gray, moist	7.50	BENTONITE CHIP	051		82		0
10	- trace gravel, brown at 9.8ft BGS							0
12						48		
14	SP-SAND, compact, fine, well graded, brown, wet	14.00		052				0
		15.00						
16	END OF BOREHOLE @ 15.0ft BGS							
18								
20								
22								
24								
26								
28								
30								
32								
34								

NOTES: MEASURING POINT ELEVATIONS MAY CHANGE; REFER TO CURRENT ELEVATION TABLE

CHEMICAL ANALYSIS (050)

LIBRARY.GLB CRA_CORP.GDT OVERBURDEN LOG S:\17000\17324\17324-T07-2013-SC.GPJ 6/27/13

STRATIGRAPHIC AND INSTRUMENTATION LOG (OVERBURDEN)

PROJECT NAME: STAGE II RFI INVESTIGATION
PROJECT NUMBER: 017324-T07
CLIENT: RACER TRUST
LOCATION: 1200 WEST 8TH STREET, MUNCIE, INDIANA

HOLE DESIGNATION: BH20-13
DATE COMPLETED: February 13, 2013
DRILLING METHOD: DIRECT PUSH
FIELD PERSONNEL: S. MELECOSKY

DEPTH ft BGS	STRATIGRAPHIC DESCRIPTION & REMARKS	DEPTH ft BGS	MONITOR INSTALLATION	SAMPLE NUMBER	SAMPLE INTERVAL	SAMPLE REC (%)	SAMPLE 'N' VALUE	SAMPLE PID (ppm)
0	FILL			047		70		0
2								0
4								0
6								0
8	SP-GRAVELLY SAND, compact, fine, brown, moist	7.50	BENTONITE CHIP			82		
	CL-SANDY CLAY, trace silt, firm, low plasticity, gray, moist	8.00		048				0
10								0
12						40		
13	SP-GRAVELLY SAND, compact, fine, brown, moist	13.00		049				0
14	- wet at 14.9ft BGS							
15	END OF BOREHOLE @ 15.0ft BGS	15.00						
16								
18								
20								
22								
24								
26								
28								
30								
32								
34								

NOTES: MEASURING POINT ELEVATIONS MAY CHANGE; REFER TO CURRENT ELEVATION TABLE

CHEMICAL ANALYSIS (047)

LIBRARY.GLB CRA_CORP.GDT OVERBURDEN LOG S:\17000\17324\17324-T07-2013-SC.GPJ 6/27/13

STRATIGRAPHIC AND INSTRUMENTATION LOG (OVERBURDEN)

PROJECT NAME: STAGE II RFI INVESTIGATION
PROJECT NUMBER: 017324-T07
CLIENT: RACER TRUST
LOCATION: 1200 WEST 8TH STREET, MUNCIE, INDIANA

HOLE DESIGNATION: BH21-13
DATE COMPLETED: February 13, 2013
DRILLING METHOD: DIRECT PUSH
FIELD PERSONNEL: S. MELECOSKY

DEPTH ft BGS	STRATIGRAPHIC DESCRIPTION & REMARKS	DEPTH ft BGS	MONITOR INSTALLATION	SAMPLE NUMBER	SAMPLE INTERVAL	SAMPLE REC (%)	SAMPLE 'N' VALUE	SAMPLE PID (ppm)
0	CONCRETE	0.60						
	FILL							0.6
2						76		
4				056/060				0
6				061				0
		7.00						
8	CL-SILTY CLAY, trace sand and gravel, firm, medium plasticity, brown, moist - sand seam, 0.6ft thick at 8.3ft BGS		BENTONITE CHIP			100		0
10								0
12						100		
14	- silt seam, wet, 0.8ft thick at 14.0ft BGS			062				0
		14.80						
	SP-SAND, wet	15.00						
16	END OF BOREHOLE @ 15.0ft BGS							
18								
20								
22								
24								
26								
28								
30								
32								
34								

NOTES: MEASURING POINT ELEVATIONS MAY CHANGE; REFER TO CURRENT ELEVATION TABLE

CHEMICAL ANALYSIS ( )

LIBRARY.GLB CRA_CORP.GDT OVERBURDEN LOG S:\17000\17324\17324-T07-2013-SC.GPJ 6/27/13

STRATIGRAPHIC AND INSTRUMENTATION LOG (OVERBURDEN)

PROJECT NAME: STAGE II RFI INVESTIGATION
PROJECT NUMBER: 017324-T07
CLIENT: RACER TRUST
LOCATION: 1200 WEST 8TH STREET, MUNCIE, INDIANA

HOLE DESIGNATION: BH2-13
DATE COMPLETED: February 11, 2013
DRILLING METHOD: DIRECT PUSH
FIELD PERSONNEL: S. MELECOSKY

DEPTH ft BGS	STRATIGRAPHIC DESCRIPTION & REMARKS	DEPTH ft BGS	MONITOR INSTALLATION	SAMPLE NUMBER	SAMPLE INTERVAL	SAMPLE REC (%)	SAMPLE 'N' VALUE	SAMPLE PID (ppm)
0	CONCRETE	0.40						
2	CL-SILTY CLAY, few gravel, firm, medium plasticity, brown to black, moist			001				0
						78		
4	- brown at 4.2ft BGS		BENTONITE CHIP	002				0
6	END OF BOREHOLE @ 6.0ft BGS	6.00		003		20		0
8								
10								
12								
14								
16								
18								
20								
22								
24								
26								
28								
30								
32								
34								

NOTES: MEASURING POINT ELEVATIONS MAY CHANGE; REFER TO CURRENT ELEVATION TABLE

CHEMICAL ANALYSIS (oval)

LIBRARY.GLB CRA_CORP.GDT OVERBURDEN LOG S:\17000\17324\17324-T07-2013-SC.GPJ 6/27/13

STRATIGRAPHIC AND INSTRUMENTATION LOG (OVERBURDEN)

PROJECT NAME: STAGE II RFI INVESTIGATION
PROJECT NUMBER: 017324-T07
CLIENT: RACER TRUST
LOCATION: 1200 WEST 8TH STREET, MUNCIE, INDIANA

HOLE DESIGNATION: BH22-13
DATE COMPLETED: February 13, 2013
DRILLING METHOD: DIRECT PUSH
FIELD PERSONNEL: S. MELECOSKY

DEPTH ft BGS	STRATIGRAPHIC DESCRIPTION & REMARKS	DEPTH ft BGS	MONITOR INSTALLATION	SAMPLE NUMBER	SAMPLE INTERVAL	SAMPLE REC (%)	SAMPLE 'N' VALUE	SAMPLE PID (ppm)
0	CONCRETE	0.60						
	FILL							0.2
2						70		
4				069				0.2
6			BENTONITE CHIP	070				0.1
8		8.90				72		
	CL-CLAY, trace silt, firm, low plasticity, brown, moist	9.40		071				0
10	SW-SAND, trace sand, compact, brown, wet	10.00						
	END OF BOREHOLE @ 10.0ft BGS							
12								
14								
16								
18								
20								
22								
24								
26								
28								
30								
32								
34								

NOTES: MEASURING POINT ELEVATIONS MAY CHANGE; REFER TO CURRENT ELEVATION TABLE

CHEMICAL ANALYSIS ( )

LIBRARY.GLB CRA_CORP.GDT OVERBURDEN LOG S:\17000\17324\17324-T07-2013-SC.GPJ 6/27/13

STRATIGRAPHIC AND INSTRUMENTATION LOG (OVERBURDEN)

PROJECT NAME: STAGE II RFI INVESTIGATION
PROJECT NUMBER: 017324-T07
CLIENT: RACER TRUST
LOCATION: 1200 WEST 8TH STREET, MUNCIE, INDIANA

HOLE DESIGNATION: BH23-13
DATE COMPLETED: February 13, 2013
DRILLING METHOD: DIRECT PUSH
FIELD PERSONNEL: S. MELECOSKY

DEPTH ft BGS	STRATIGRAPHIC DESCRIPTION & REMARKS	DEPTH ft BGS	MONITOR INSTALLATION	SAMPLE NUMBER	SAMPLE INTERVAL	SAMPLE REC (%)	SAMPLE 'N' VALUE	SAMPLE PID (ppm)
0	CONCRETE	0.60						
	FILL							0.5
2						60		
4				066				0
5.60								
6	CL-SILTY CLAY, trace gravel and sand, firm, medium plasticity, brown, moist			067				0
8			BENTONITE CHIP			100		0
10								
12				068				0
						100		
13.00								
14	SW-SAND, with gravel, compact, brown, wet							0
15.00								
16	END OF BOREHOLE @ 15.0ft BGS							
18								
20								
22								
24								
26								
28								
30								
32								
34								

NOTES: MEASURING POINT ELEVATIONS MAY CHANGE; REFER TO CURRENT ELEVATION TABLE

CHEMICAL ANALYSIS (oval)

LIBRARY.GLB CRA_CORP.GDT OVERBURDEN LOG S:\17000\17324\17324-T07-2013-SC.GPJ 6/27/13

STRATIGRAPHIC AND INSTRUMENTATION LOG (OVERBURDEN)

PROJECT NAME: STAGE II RFI INVESTIGATION
PROJECT NUMBER: 017324-T07
CLIENT: RACER TRUST
LOCATION: 1200 WEST 8TH STREET, MUNCIE, INDIANA

HOLE DESIGNATION: BH24-13
DATE COMPLETED: February 13, 2013
DRILLING METHOD: DIRECT PUSH
FIELD PERSONNEL: S. MELECOSKY

DEPTH ft BGS	STRATIGRAPHIC DESCRIPTION & REMARKS	DEPTH ft BGS	MONITOR INSTALLATION	SAMPLE NUMBER	SAMPLE INTERVAL	SAMPLE REC (%)	SAMPLE 'N' VALUE	SAMPLE PID (ppm)
0	CONCRETE	0.60						
	FILL							0
2						30		
4				063				0
6		6.10		064				0
	CL-SILTY CLAY, trace sand and gravel, firm, medium plasticity, brown, moist		BENTONITE CHIP					
8	- sand seam, fine, moist, 0.6ft thick at 7.4ft BGS					100		0
10	- with sand at 9.6ft BGS							
				065				0
12						62		
	- SM-SAND, few sand, compact, brown, wet at 13.1ft BGS at 13.1ft BGS							0
14								
	END OF BOREHOLE @ 15.0ft BGS	15.00						
16								
18								
20								
22								
24								
26								
28								
30								
32								
34								

NOTES: MEASURING POINT ELEVATIONS MAY CHANGE; REFER TO CURRENT ELEVATION TABLE

CHEMICAL ANALYSIS (oval)

LIBRARY.GLB CRA_CORP.GDT OVERBURDEN LOG S:\17000\17324\17324-T07-2013-SC.GPJ 6/27/13

STRATIGRAPHIC AND INSTRUMENTATION LOG (OVERBURDEN)

PROJECT NAME: STAGE II RFI INVESTIGATION
PROJECT NUMBER: 017324-T07
CLIENT: RACER TRUST
LOCATION: 1200 WEST 8TH STREET, MUNCIE, INDIANA

HOLE DESIGNATION: BH25-13
DATE COMPLETED: February 14, 2013
DRILLING METHOD: DIRECT PUSH
FIELD PERSONNEL: S. MELECOSKY

DEPTH ft BGS	STRATIGRAPHIC DESCRIPTION & REMARKS	DEPTH ft BGS	MONITOR INSTALLATION	SAMPLE NUMBER	SAMPLE INTERVAL	SAMPLE REC (%)	SAMPLE 'N' VALUE	SAMPLE PID (ppm)
0	CONCRETE	1.00						
2	CL-SILTY CLAY, trace sand, firm, medium plasticity, brown, moist - gray at 2.0ft BGS					88		0.6
4	- trace gravel, brown at 3.5ft BGS			085				0.3
6								0
8						98		
10	- sand seam, coarse, brown, 0.4ft thick at 9.5ft BGS		BENTONITE CHIP	086				0
12								0
14						100		
16	- wet at 15.1ft BGS SM-SAND, compact, fine, brown, moist	15.00 16.50		087				0
18	SP-SAND, trace silt and gravel, compact, medium, brown, moist							
20	END OF BOREHOLE @ 20.0ft BGS	20.00						
22								
24								
26								
28								
30								
32								
34								

NOTES: MEASURING POINT ELEVATIONS MAY CHANGE; REFER TO CURRENT ELEVATION TABLE

CHEMICAL ANALYSIS (oval)

LIBRARY.GLB CRA_CORP.GDT OVERBURDEN LOG S:\17000\17324\17324-T07-2013-SC.GPJ 6/27/13

STRATIGRAPHIC AND INSTRUMENTATION LOG (OVERBURDEN)

PROJECT NAME: STAGE II RFI INVESTIGATION
PROJECT NUMBER: 017324-T07
CLIENT: RACER TRUST
LOCATION: 1200 WEST 8TH STREET, MUNCIE, INDIANA

HOLE DESIGNATION: BH26-13
DATE COMPLETED: February 14, 2013
DRILLING METHOD: DIRECT PUSH
FIELD PERSONNEL: S. MELECOSKY

DEPTH ft BGS	STRATIGRAPHIC DESCRIPTION & REMARKS	DEPTH ft BGS	MONITOR INSTALLATION	SAMPLE NUMBER	SAMPLE INTERVAL	SAMPLE REC (%)	SAMPLE 'N' VALUE	SAMPLE PID (ppm)
0	CONCRETE							
	CL-CLAY, few silts and sands, firm, low plasticity, grayish brown, moist	1.00						0
2						94		
4				088				0
6				089				0
8						100		
10			BENTONITE CHIP					0
12						100		0
14	- dry at 15.0ft BGS							0
16	SP-SAND, compact, fine, brown, moist	16.00		090		80		0
18	- product at 17.4ft BGS - clay, trace silt, firm, low plasticity, gray, moist, 0.5ft thick at 17.5ft BGS							0
20	- no product noticed at 18.0ft BGS	19.00						
22	END OF BOREHOLE @ 19.0ft BGS							
24								
26								
28								
30								
32								
34								

NOTES: MEASURING POINT ELEVATIONS MAY CHANGE; REFER TO CURRENT ELEVATION TABLE

CHEMICAL ANALYSIS ( )

LIBRARY.GLB CRA_CORP.GDT OVERBURDEN LOG S:\17000\17324\17324-T07-2013-SC.GPJ 6/27/13

STRATIGRAPHIC AND INSTRUMENTATION LOG (OVERBURDEN)

PROJECT NAME: STAGE II RFI INVESTIGATION
PROJECT NUMBER: 017324-T07
CLIENT: RACER TRUST
LOCATION: 1200 WEST 8TH STREET, MUNCIE, INDIANA

HOLE DESIGNATION: BH27-13
DATE COMPLETED: February 14, 2013
DRILLING METHOD: DIRECT PUSH
FIELD PERSONNEL: S. MELECOSKY

DEPTH ft BGS	STRATIGRAPHIC DESCRIPTION & REMARKS	DEPTH ft BGS	MONITOR INSTALLATION	SAMPLE NUMBER	SAMPLE INTERVAL	SAMPLE REC (%)	SAMPLE 'N' VALUE	SAMPLE PID (ppm)
0	CONCRETE							
	FILL	1.00		076		78		0.2
2								
4								0.2
	CL-SILTY CLAY, trace sand and gravel, firm, medium plasticity, brown, moist	4.80	BENTONITE CHIP					
6	- gray with slight black staining, 0.9ft thick at 7.0ft BGS							0.1
8	- conncrete 0.3ft thick at 8.5ft BGS					84		
	- brown at 9.3ft BGS			077				0.3
10								0
						40		
12	END OF BOREHOLE @ 12.0ft BGS	12.00		078				0
14								
16								
18								
20								
22								
24								
26								
28								
30								
32								
34								

NOTES: MEASURING POINT ELEVATIONS MAY CHANGE; REFER TO CURRENT ELEVATION TABLE

CHEMICAL ANALYSIS (076)

LIBRARY.GLB CRA_CORP.GDT OVERBURDEN LOG S:\17000\17324\17324-T07-2013-SC.GPJ 6/27/13

STRATIGRAPHIC AND INSTRUMENTATION LOG (OVERBURDEN)

PROJECT NAME: STAGE II RFI INVESTIGATION
PROJECT NUMBER: 017324-T07
CLIENT: RACER TRUST
LOCATION: 1200 WEST 8TH STREET, MUNCIE, INDIANA

HOLE DESIGNATION: BH28-13
DATE COMPLETED: February 14, 2013
DRILLING METHOD: DIRECT PUSH
FIELD PERSONNEL: S. MELECOSKY

DEPTH ft BGS	STRATIGRAPHIC DESCRIPTION & REMARKS	DEPTH ft BGS	MONITOR INSTALLATION	SAMPLE NUMBER	SAMPLE INTERVAL	SAMPLE REC (%)	SAMPLE 'N' VALUE	SAMPLE PID (ppm)
0	CONCRETE	0.60						
	FILL			094		64		0
2								
4								0
6			BENTONITE CHIP					4.9
8	CL-SILTY CLAY, firm, medium plasticity, gray with black staining, moist - no staining at 9.0ft BGS	7.50		095		80		0
10								0
	SP-SAND, compact, gray, wet	11.00		096		40		0
12	END OF BOREHOLE @ 12.0ft BGS	12.00						
14								
16								
18								
20								
22								
24								
26								
28								
30								
32								
34								

NOTES: MEASURING POINT ELEVATIONS MAY CHANGE; REFER TO CURRENT ELEVATION TABLE

CHEMICAL ANALYSIS (094, 095, 096)

LIBRARY.GLB CRA_CORP.GDT OVERBURDEN LOG S:\17000\17324\17324-T07-2013-SC.GPJ 6/27/13

STRATIGRAPHIC AND INSTRUMENTATION LOG (OVERBURDEN)

PROJECT NAME: STAGE II RFI INVESTIGATION
PROJECT NUMBER: 017324-T07
CLIENT: RACER TRUST
LOCATION: 1200 WEST 8TH STREET, MUNCIE, INDIANA

HOLE DESIGNATION: BH29-13
DATE COMPLETED: February 14, 2013
DRILLING METHOD: DIRECT PUSH
FIELD PERSONNEL: S. MELECOSKY

DEPTH ft BGS	STRATIGRAPHIC DESCRIPTION & REMARKS	DEPTH ft BGS	MONITOR INSTALLATION	SAMPLE NUMBER	SAMPLE INTERVAL	SAMPLE REC (%)	SAMPLE 'N' VALUE	SAMPLE PID (ppm)
0	CONCRETE							
	FILL	1.00		079		78		0.1
2								0.3
4								
6		6.50	BENTONITE CHIP					0.8
	CL-SILTY CLAY, trace sand and gravel, firm, medium plasticity, brown, moist					100		
8				080				0.3
10								0.1
	- with gravel, trace silt , dry at 11.0ft BGS					40		
12		12.00		081				0.1
	END OF BOREHOLE @ 12.0ft BGS							
14								
16								
18								
20								
22								
24								
26								
28								
30								
32								
34								

NOTES: MEASURING POINT ELEVATIONS MAY CHANGE; REFER TO CURRENT ELEVATION TABLE

CHEMICAL ANALYSIS (079)

LIBRARY.GLB CRA_CORP.GDT OVERBURDEN LOG S:\17000\17324\17324-T07-2013-SC.GPJ 6/27/13

STRATIGRAPHIC AND INSTRUMENTATION LOG (OVERBURDEN)

PROJECT NAME: STAGE II RFI INVESTIGATION
PROJECT NUMBER: 017324-T07
CLIENT: RACER TRUST
LOCATION: 1200 WEST 8TH STREET, MUNCIE, INDIANA

HOLE DESIGNATION: BH30-13
DATE COMPLETED: February 14, 2013
DRILLING METHOD: DIRECT PUSH
FIELD PERSONNEL: S. MELECOSKY

DEPTH ft BGS	STRATIGRAPHIC DESCRIPTION & REMARKS	DEPTH ft BGS	MONITOR INSTALLATION	SAMPLE NUMBER	SAMPLE INTERVAL	SAMPLE REC (%)	SAMPLE 'N' VALUE	SAMPLE PID (ppm)
0	CONCRETE	0.60						
	FILL	1.50						
2	CL-SILTY CLAY, firm, medium plasticity, gray, moist			091		82		1.1
4								1.1
6			BENTONITE CHIP					1.3
8						100		
10	- trace sand and gravel, grayish brown at 9.0ft BGS			092				1.1
	- brown at 11.0ft BGS					40		0.9
12	END OF BOREHOLE @ 12.0ft BGS	12.00		093				0.8
14								
16								
18								
20								
22								
24								
26								
28								
30								
32								
34								

NOTES: MEASURING POINT ELEVATIONS MAY CHANGE; REFER TO CURRENT ELEVATION TABLE

CHEMICAL ANALYSIS (oval)

LIBRARY.GLB CRA_CORP.GDT OVERBURDEN LOG S:\17000\17324\17324-T07-2013-SC.GPJ 6/27/13

STRATIGRAPHIC AND INSTRUMENTATION LOG (OVERBURDEN)

PROJECT NAME: STAGE II RFI INVESTIGATION
PROJECT NUMBER: 017324-T07
CLIENT: RACER TRUST
LOCATION: 1200 WEST 8TH STREET, MUNCIE, INDIANA

HOLE DESIGNATION: BH31-13
DATE COMPLETED: February 14, 2013
DRILLING METHOD: DIRECT PUSH
FIELD PERSONNEL: S. MELECOSKY

DEPTH ft BGS	STRATIGRAPHIC DESCRIPTION & REMARKS	DEPTH ft BGS	MONITOR INSTALLATION	SAMPLE NUMBER	SAMPLE INTERVAL	SAMPLE REC (%)	SAMPLE 'N' VALUE	SAMPLE PID (ppm)
0	CONCRETE							
	FILL	1.00		082		80		0
4	CL-SILTY CLAY, trace sand and gravel, firm, medium plasticity, brown, moist	4.00	BENTONITE CHIP					0.1
6								0.4
8						96		
				083				0.3
10				084				0.1
						40		0.1
12	END OF BOREHOLE @ 12.0ft BGS	13.00						
14								
16								
18								
20								
22								
24								
26								
28								
30								
32								
34								

NOTES: MEASURING POINT ELEVATIONS MAY CHANGE; REFER TO CURRENT ELEVATION TABLE

CHEMICAL ANALYSIS (oval)

LIBRARY.GLB CRA_CORP.GDT OVERBURDEN LOG S:\17000\17324\17324-T07-2013-SC.GPJ 6/27/13

STRATIGRAPHIC AND INSTRUMENTATION LOG (OVERBURDEN)

PROJECT NAME: STAGE II RFI INVESTIGATION
PROJECT NUMBER: 017324-T07
CLIENT: RACER TRUST
LOCATION: 1200 WEST 8TH STREET, MUNCIE, INDIANA

HOLE DESIGNATION: BH3-13
DATE COMPLETED: February 11, 2013
DRILLING METHOD: DIRECT PUSH
FIELD PERSONNEL: S. MELECOSKY

DEPTH ft BGS	STRATIGRAPHIC DESCRIPTION & REMARKS	DEPTH ft BGS	MONITOR INSTALLATION	SAMPLE NUMBER	SAMPLE INTERVAL	SAMPLE REC (%)	SAMPLE 'N' VALUE	SAMPLE PID (ppm)
0	CONCRETE	0.30						
2	CL-CLAY, with sand, firm. Low plasticity, brown with black staining, moist		BENTONITE CHIP	007				0
4						74		
	SP-SAND, compact, coarse, grayish brown, moist	3.90		008				0
6	- fine grain, black, wet at 5.0ft BGS	5.40		009		20		0
	CL-SILTY CLAY, firm, medium plasticity, gray, moist	6.00						
8	END OF BOREHOLE @ 6.0ft BGS							
10								
12								
14								
16								
18								
20								
22								
24								
26								
28								
30								
32								
34								

NOTES: MEASURING POINT ELEVATIONS MAY CHANGE; REFER TO CURRENT ELEVATION TABLE

CHEMICAL ANALYSIS ( )

LIBRARY.GLB CRA_CORP.GDT OVERBURDEN LOG S:\17000\17324\17324-T07-2013-SC.GPJ 6/27/13

STRATIGRAPHIC AND INSTRUMENTATION LOG (OVERBURDEN)

PROJECT NAME: STAGE II RFI INVESTIGATION
PROJECT NUMBER: 017324-T07
CLIENT: RACER TRUST
LOCATION: 1200 WEST 8TH STREET, MUNCIE, INDIANA

HOLE DESIGNATION: BH32-13
DATE COMPLETED: February 15, 2013
DRILLING METHOD: DIRECT PUSH
FIELD PERSONNEL: S. MELECOSKY

DEPTH ft BGS	STRATIGRAPHIC DESCRIPTION & REMARKS	DEPTH ft BGS	MONITOR INSTALLATION	SAMPLE NUMBER	SAMPLE INTERVAL	SAMPLE REC (%)	SAMPLE 'N' VALUE	SAMPLE PID (ppm)
0	FILL							0
2	CL-CLAY, few silt, trace sand and gravel, firm, medium plasticity, brown	2.50				80		
4				097				0
6			BENTONITE CHIP					0
8						78		
10				098				0
12	- with silt, 0.6ft thick at 11.5ft BGS							0
	END OF BOREHOLE @ 12.0ft BGS	12.00		099		40		0
14								
16								
18								
20								
22								
24								
26								
28								
30								
32								
34								

NOTES: MEASURING POINT ELEVATIONS MAY CHANGE; REFER TO CURRENT ELEVATION TABLE

CHEMICAL ANALYSIS ( )

LIBRARY.GLB CRA_CORP.GDT OVERBURDEN LOG S:\17000\17324\17324-T07-2013-SC.GPJ 6/27/13

STRATIGRAPHIC AND INSTRUMENTATION LOG (OVERBURDEN)

PROJECT NAME: STAGE II RFI INVESTIGATION
PROJECT NUMBER: 017324-T07
CLIENT: RACER TRUST
LOCATION: 1200 WEST 8TH STREET, MUNCIE, INDIANA

HOLE DESIGNATION: BH33-13
DATE COMPLETED: February 18, 2013
DRILLING METHOD: DIRECT PUSH
FIELD PERSONNEL: S. MELECOSKY

DEPTH ft BGS	STRATIGRAPHIC DESCRIPTION & REMARKS	DEPTH ft BGS	MONITOR INSTALLATION	SAMPLE NUMBER	SAMPLE INTERVAL	SAMPLE REC (%)	SAMPLE 'N' VALUE	SAMPLE PID (ppm)
0	FILL			133		74		0
2								0
4								0
6						96		0
8			BENTONITE CHIP					0
10	CL-CLAY, few silt, firm, low plasticity, brown, moist - gray at 10.0ft BGS	9.50		134		14		0
12	- with sand at 12.0ft BGS							0
14				135		18		0
16	SP-SAND, compact, medium, poorly sorted, brown, wet	16.00						1.4
17	END OF BOREHOLE @ 17.0ft BGS	17.00						
18								
20								
22								
24								
26								
28								
30								
32								
34								

NOTES: MEASURING POINT ELEVATIONS MAY CHANGE; REFER TO CURRENT ELEVATION TABLE

CHEMICAL ANALYSIS (oval)

LIBRARY.GLB CRA_CORP.GDT OVERBURDEN LOG S:\17000\17324\17324-T07-2013-SC.GPJ 6/27/13

STRATIGRAPHIC AND INSTRUMENTATION LOG (OVERBURDEN)

PROJECT NAME: STAGE II RFI INVESTIGATION
PROJECT NUMBER: 017324-T07
CLIENT: RACER TRUST
LOCATION: 1200 WEST 8TH STREET, MUNCIE, INDIANA

HOLE DESIGNATION: BH34-13
DATE COMPLETED: February 18, 2013
DRILLING METHOD: DIRECT PUSH
FIELD PERSONNEL: S. MELECOSKY

DEPTH ft BGS	STRATIGRAPHIC DESCRIPTION & REMARKS	DEPTH ft BGS	MONITOR INSTALLATION	SAMPLE NUMBER	SAMPLE INTERVAL	SAMPLE REC (%)	SAMPLE 'N' VALUE	SAMPLE PID (ppm)
0	FILL			126		60		0
2								0
4								
6								0
	CL-SILTY CLAY, few sand, trace gravel, soft, medium plasticity, gray, moist	6.50				64		
8			BENTONITE CHIP					0
10								
	CL-SILTY CLAY, firm, medium plasticity, gray, moist	11.00						0
12	- brown at 12.7ft BGS					100		
	SP-SAND, trace gravel, compact, medium, well sorted, wet	13.00						0
14								
16	- fine grain at 16.5ft BGS			127		60		0
18	END OF BOREHOLE @ 18.0ft BGS	18.00		128				0
20								
22								
24								
26								
28								
30								
32								
34								

NOTES: MEASURING POINT ELEVATIONS MAY CHANGE; REFER TO CURRENT ELEVATION TABLE

CHEMICAL ANALYSIS (oval)

LIBRARY.GLB CRA_CORP.GDT OVERBURDEN LOG S:\17000\17324\17324-T07-2013-SC.GPJ 6/27/13

STRATIGRAPHIC AND INSTRUMENTATION LOG (OVERBURDEN)

PROJECT NAME: STAGE II RFI INVESTIGATION
PROJECT NUMBER: 017324-T07
CLIENT: RACER TRUST
LOCATION: 1200 WEST 8TH STREET, MUNCIE, INDIANA

HOLE DESIGNATION: BH35-13
DATE COMPLETED: February 18, 2013
DRILLING METHOD: DIRECT PUSH
FIELD PERSONNEL: S. MELECOSKY

DEPTH ft BGS	STRATIGRAPHIC DESCRIPTION & REMARKS	DEPTH ft BGS	MONITOR INSTALLATION	SAMPLE NUMBER	SAMPLE INTERVAL	SAMPLE REC (%)	SAMPLE 'N' VALUE	SAMPLE PID (ppm)
0	CONCRETE							
	FILL	1.00		129		60		0
2								0
4								0
6						58		0
8			BENTONITE CHIP					0
10	CL-CLAY, few silt, firm, low plasticity, gray, moist	9.70						0
12	- gray at 12.8ft BGS	13.10				94		0
14	SP-SAND, compact, medium, well sorted, brown, moist - wet at 14.5ft BGS			130/131				0
16						60		0
18	- fine at 17.0ft BGS END OF BOREHOLE @ 18.0ft BGS	18.00		132				0
20								
22								
24								
26								
28								
30								
32								
34								

NOTES: MEASURING POINT ELEVATIONS MAY CHANGE; REFER TO CURRENT ELEVATION TABLE

CHEMICAL ANALYSIS (oval)

LIBRARY.GLB CRA_CORP.GDT OVERBURDEN LOG S:\17000\17324\17324-T07-2013-SC.GPJ 6/27/13

STRATIGRAPHIC AND INSTRUMENTATION LOG (OVERBURDEN)

PROJECT NAME: STAGE II RFI INVESTIGATION
PROJECT NUMBER: 017324-T07
CLIENT: RACER TRUST
LOCATION: 1200 WEST 8TH STREET, MUNCIE, INDIANA

HOLE DESIGNATION: BH36-13
DATE COMPLETED: February 19, 2013
DRILLING METHOD: DIRECT PUSH
FIELD PERSONNEL: S. MELECOSKY

DEPTH ft BGS	STRATIGRAPHIC DESCRIPTION & REMARKS	DEPTH ft BGS	MONITOR INSTALLATION	SAMPLE NUMBER	SAMPLE INTERVAL	SAMPLE REC (%)	SAMPLE 'N' VALUE	SAMPLE PID (ppm)
0	FILL			142		62		0
4	CL-SILTY CLAY, firm, medium plasticity, gray, moist - trace sand and gravel at 5.0ft BGS - gray at 7.0ft BGS	4.00	BENTONITE CHIP			94		0
12	- wet at 12.0ft BGS - moist at 13.0ft BGS			143		98		0
16				144		60		0
18	END OF BOREHOLE @ 18.0ft BGS	18.00						

NOTES: MEASURING POINT ELEVATIONS MAY CHANGE; REFER TO CURRENT ELEVATION TABLE

CHEMICAL ANALYSIS ( )

LIBRARY.GLB CRA_CORP.GDT OVERBURDEN LOG S:\17000\17324\17324-T07-2013-SC.GPJ 6/27/13

STRATIGRAPHIC AND INSTRUMENTATION LOG (OVERBURDEN)

PROJECT NAME: STAGE II RFI INVESTIGATION
PROJECT NUMBER: 017324-T07
CLIENT: RACER TRUST
LOCATION: 1200 WEST 8TH STREET, MUNCIE, INDIANA

HOLE DESIGNATION: BH37-13
DATE COMPLETED: February 19, 2013
DRILLING METHOD: DIRECT PUSH
FIELD PERSONNEL: S. MELECOSKY

DEPTH ft BGS	STRATIGRAPHIC DESCRIPTION & REMARKS	DEPTH ft BGS	MONITOR INSTALLATION	SAMPLE NUMBER	SAMPLE INTERVAL	SAMPLE REC (%)	SAMPLE 'N' VALUE	SAMPLE PID (ppm)
0	FILL			136		50		0
2								
3	CL-SILTY CLAY, trace, sand and gravel, firm, medium plasticity, brown, moist	3.00						0
4								
6								0
7	- with sand, few gravel, wet at 7.0ft BGS					90		
8								0
9			BENTONITE CHIP					
10	- trace sand and gravel, gray, moist at 9.8ft BGS							0
12	- with sand and gravel, low plasticity, brown at 12.5ft BGS					100		
14								0
14.5	SP-SAND, compact, medium, poorly sorted, brown, wet	14.50		137		60		0
16								
18				138				0
18	END OF BOREHOLE @ 18.0ft BGS	18.00						
20								
22								
24								
26								
28								
30								
32								
34								

NOTES: MEASURING POINT ELEVATIONS MAY CHANGE; REFER TO CURRENT ELEVATION TABLE

CHEMICAL ANALYSIS (136, 137, 138)

LIBRARY.GLB CRA_CORP.GDT OVERBURDEN LOG S:\17000\17324\17324-T07-2013-SC.GPJ 6/27/13

STRATIGRAPHIC AND INSTRUMENTATION LOG (OVERBURDEN)

PROJECT NAME: STAGE II RFI INVESTIGATION
PROJECT NUMBER: 017324-T07
CLIENT: RACER TRUST
LOCATION: 1200 WEST 8TH STREET, MUNCIE, INDIANA

HOLE DESIGNATION: BH38-13
DATE COMPLETED: February 19, 2013
DRILLING METHOD: DIRECT PUSH
FIELD PERSONNEL: S. MELECOSKY

DEPTH ft BGS	STRATIGRAPHIC DESCRIPTION & REMARKS	DEPTH ft BGS	MONITOR INSTALLATION	SAMPLE NUMBER	SAMPLE INTERVAL	SAMPLE REC (%)	SAMPLE 'N' VALUE
0	FILL						
	CL-SILTY CLAY, trace sand and gravel, firm, medium plasticity, gray, moist	1.30					
2							
4							
	- with sand and gravel, wet at 5.3ft BGS						
6							
8							
			BENTONITE CHIP				
10	- trace sand and gravel, gray at 9.7ft BGS						
	- with sand and gravel, wet at 11.5ft BGS						
12							
14	SP-SAND, compact, medium, poorly sorted, brown, moist	14.00					
	- fine sand at 14.4ft BGS						
16							
	- with clay at 17.3ft BGS						
18	END OF BOREHOLE @ 18.0ft BGS	18.00					
20							
22							
24							
26							
28							
30							
32							
34							

NOTES: MEASURING POINT ELEVATIONS MAY CHANGE; REFER TO CURRENT ELEVATION TABLE

LIBRARY.GLB CRA_CORP.GDT OVERBURDEN LOG S:\17000\17324\17324-T07-2013-SC.GPJ 6/27/13

STRATIGRAPHIC AND INSTRUMENTATION LOG (OVERBURDEN)

PROJECT NAME: STAGE II RFI INVESTIGATION
PROJECT NUMBER: 017324-T07
CLIENT: RACER TRUST
LOCATION: 1200 WEST 8TH STREET, MUNCIE, INDIANA

HOLE DESIGNATION: BH39-13
DATE COMPLETED: February 15, 2013
DRILLING METHOD: DIRECT PUSH
FIELD PERSONNEL: S. MELECOSKY

DEPTH ft BGS	STRATIGRAPHIC DESCRIPTION & REMARKS	DEPTH ft BGS	MONITOR INSTALLATION	SAMPLE NUMBER	SAMPLE INTERVAL	SAMPLE REC (%)	SAMPLE 'N' VALUE	SAMPLE PID (ppm)
0	FILL			113		80		0
2								0
4			BENTONITE CHIP					
6				114		60		0.1
8	CL-SILTY CLAY, firm, medium plasticity, gray, moist	7.70		115				0
	END OF BOREHOLE @ 8.0ft BGS	8.00						
10								
12								
14								
16								
18								
20								
22								
24								
26								
28								
30								
32								
34								

NOTES: MEASURING POINT ELEVATIONS MAY CHANGE; REFER TO CURRENT ELEVATION TABLE

CHEMICAL ANALYSIS ( )

LIBRARY.GLB CRA_CORP.GDT OVERBURDEN LOG S:\17000\17324\17324-T07-2013-SC.GPJ 6/27/13

STRATIGRAPHIC AND INSTRUMENTATION LOG (OVERBURDEN)

PROJECT NAME: STAGE II RFI INVESTIGATION
PROJECT NUMBER: 017324-T07
CLIENT: RACER TRUST
LOCATION: 1200 WEST 8TH STREET, MUNCIE, INDIANA

HOLE DESIGNATION: BH40-13
DATE COMPLETED: February 15, 2013
DRILLING METHOD: DIRECT PUSH
FIELD PERSONNEL: S. MELECOSKY

DEPTH ft BGS	STRATIGRAPHIC DESCRIPTION & REMARKS	DEPTH ft BGS	MONITOR INSTALLATION	SAMPLE NUMBER	SAMPLE INTERVAL	SAMPLE REC (%)	SAMPLE 'N' VALUE	SAMPLE PID (ppm)
0	FILL			110		36		0
2								0
4			BENTONITE CHIP					
6				111				0
7	CL-SILTY CLAY, trace sand and gravel, medium plasticity, brown, moist	7.00		112		60		0
8	END OF BOREHOLE @ 8.0ft BGS	8.00						
10								
12								
14								
16								
18								
20								
22								
24								
26								
28								
30								
32								
34								

NOTES: MEASURING POINT ELEVATIONS MAY CHANGE; REFER TO CURRENT ELEVATION TABLE

CHEMICAL ANALYSIS (110)

LIBRARY.GLB CRA_CORP.GDT OVERBURDEN LOG S:\17000\17324\17324-T07-2013-SC.GPJ 6/27/13

STRATIGRAPHIC AND INSTRUMENTATION LOG (OVERBURDEN)

PROJECT NAME: STAGE II RFI INVESTIGATION
PROJECT NUMBER: 017324-T07
CLIENT: RACER TRUST
LOCATION: 1200 WEST 8TH STREET, MUNCIE, INDIANA

HOLE DESIGNATION: BH41-13
DATE COMPLETED: February 15, 2013
DRILLING METHOD: DIRECT PUSH
FIELD PERSONNEL: S. MELECOSKY

DEPTH ft BGS	STRATIGRAPHIC DESCRIPTION & REMARKS	DEPTH ft BGS	MONITOR INSTALLATION	SAMPLE NUMBER	SAMPLE INTERVAL	SAMPLE REC (%)	SAMPLE 'N' VALUE	SAMPLE PID (ppm)
0	FILL			106		74		0
2								0
4			BENTONITE CHIP					
6				107/108		80		0.1
8	CL-SILTY CLAY, firm, medium, plasticity, gray, moist	6.90		109				5.3
10	END OF BOREHOLE @ 8.0ft BGS	8.00						
12								
14								
16								
18								
20								
22								
24								
26								
28								
30								
32								
34								

NOTES: MEASURING POINT ELEVATIONS MAY CHANGE; REFER TO CURRENT ELEVATION TABLE

CHEMICAL ANALYSIS ( )

LIBRARY.GLB CRA_CORP.GDT OVERBURDEN LOG S:\17000\17324\17324-T07-2013-SC.GPJ 6/27/13

STRATIGRAPHIC AND INSTRUMENTATION LOG (OVERBURDEN)

PROJECT NAME: STAGE II RFI INVESTIGATION
PROJECT NUMBER: 017324-T07
CLIENT: RACER TRUST
LOCATION: 1200 WEST 8TH STREET, MUNCIE, INDIANA

HOLE DESIGNATION: BH4-13
DATE COMPLETED: February 11, 2013
DRILLING METHOD: DIRECT PUSH
FIELD PERSONNEL: S. MELECOSKY

DEPTH ft BGS	STRATIGRAPHIC DESCRIPTION & REMARKS	DEPTH ft BGS	MONITOR INSTALLATION	SAMPLE NUMBER	SAMPLE INTERVAL	SAMPLE REC (%)	SAMPLE 'N' VALUE	SAMPLE PID (ppm)
0	CONCRETE	0.40						
2	CL-SILTY CLAY, firm, medium plasticity, brown to black, moist			004				0
			BENTONITE CHIP			78		
4	- sand and gravel, coarse, black, moist at 4.0ft BGS - wet at 5.1ft BGS			005				0
6	- moist at 5.5ft BGS	6.00		006		20		0
	END OF BOREHOLE @ 6.0ft BGS							
8								
10								
12								
14								
16								
18								
20								
22								
24								
26								
28								
30								
32								
34								

NOTES: MEASURING POINT ELEVATIONS MAY CHANGE; REFER TO CURRENT ELEVATION TABLE

CHEMICAL ANALYSIS ( )

LIBRARY.GLB CRA_CORP.GDT OVERBURDEN LOG S:\17000\17324\17324-T07-2013-SC.GPJ 6/27/13

STRATIGRAPHIC AND INSTRUMENTATION LOG (OVERBURDEN)

PROJECT NAME: STAGE II RFI INVESTIGATION
PROJECT NUMBER: 017324-T07
CLIENT: RACER TRUST
LOCATION: 1200 WEST 8TH STREET, MUNCIE, INDIANA

HOLE DESIGNATION: BH42-13
DATE COMPLETED: February 15, 2013
DRILLING METHOD: DIRECT PUSH
FIELD PERSONNEL: S. MELECOSKY

DEPTH ft BGS	STRATIGRAPHIC DESCRIPTION & REMARKS	DEPTH ft BGS	MONITOR INSTALLATION	SAMPLE NUMBER	SAMPLE INTERVAL	SAMPLE REC (%)	SAMPLE 'N' VALUE	SAMPLE PID (ppm)
0	CONCRETE	0.60	BENTONITE CHIP	103		62		0
2	FILL, clay and gravel, loose/soft, brown to dark gray, wet							0
4								
6				104		62		0.3
8	END OF BOREHOLE @ 8.0ft BGS	8.00		105				0
10								
12								
14								
16								
18								
20								
22								
24								
26								
28								
30								
32								
34								

NOTES: MEASURING POINT ELEVATIONS MAY CHANGE; REFER TO CURRENT ELEVATION TABLE

CHEMICAL ANALYSIS (103)

LIBRARY.GLB CRA_CORP.GDT OVERBURDEN LOG S:\17000\17324\17324-T07-2013-SC.GPJ 6/27/13

STRATIGRAPHIC AND INSTRUMENTATION LOG (OVERBURDEN)

PROJECT NAME: STAGE II RFI INVESTIGATION
PROJECT NUMBER: 017324-T07
CLIENT: RACER TRUST
LOCATION: 1200 WEST 8TH STREET, MUNCIE, INDIANA

HOLE DESIGNATION: BH43-13
DATE COMPLETED: February 15, 2013
DRILLING METHOD: DIRECT PUSH
FIELD PERSONNEL: S. MELECOSKY

DEPTH ft BGS	STRATIGRAPHIC DESCRIPTION & REMARKS	DEPTH ft BGS	MONITOR INSTALLATION	SAMPLE NUMBER	SAMPLE INTERVAL	SAMPLE REC (%)	SAMPLE 'N' VALUE	SAMPLE PID (ppm)
0	CONCRETE	0.60						
	CL-SILTY CLAY, trace sand and gravel, firm, medium plasticity, gray, moist			100		82		0
2								
4			BENTONITE CHIP	101				0
6								0
	- soft at 6.9ft BGS			102		40		0
8	END OF BOREHOLE @ 8.0ft BGS	8.00						
10								
12								
14								
16								
18								
20								
22								
24								
26								
28								
30								
32								
34								

NOTES: MEASURING POINT ELEVATIONS MAY CHANGE; REFER TO CURRENT ELEVATION TABLE

CHEMICAL ANALYSIS (100)

LIBRARY.GLB CRA_CORP.GDT OVERBURDEN LOG S:\17000\17324\17324-T07-2013-SC.GPJ 6/27/13

STRATIGRAPHIC AND INSTRUMENTATION LOG (OVERBURDEN)

PROJECT NAME: STAGE II RFI INVESTIGATION
PROJECT NUMBER: 017324-T07
CLIENT: RACER TRUST
LOCATION: 1200 WEST 8TH STREET, MUNCIE, INDIANA

HOLE DESIGNATION: BH45-13
DATE COMPLETED: February 18, 2013
DRILLING METHOD: DIRECT PUSH
FIELD PERSONNEL: S. MELECOSKY

DEPTH ft BGS	STRATIGRAPHIC DESCRIPTION & REMARKS	DEPTH ft BGS	MONITOR INSTALLATION	SAMPLE NUMBER	SAMPLE INTERVAL	SAMPLE REC (%)	SAMPLE 'N' VALUE	SAMPLE PID (ppm)
0	CONCRETE/FILL	0.20						
	FILL							0
2						78		
	CONCRETE	3.00						
		3.50						
4	FILL -black	4.00		116				0
	CL-SILTY CLAY, trace sand, firm, medium plasticity, brownish gray, moist							
6								0
			BENTONITE CHIP			100		
8								
				117				0
	- trace gravel at 9.5ft BGS							
10								0
						96		
12								
	- with sand, low plasticity at 13.0ft BGS							
	- sand seam, wet, 0.4ft thick at 13.3ft BGS							
14	- with silt, stiff, medium plasticity, gray at 13.7ft BGS			118				0
		15.00						
16	END OF BOREHOLE @ 15.0ft BGS							
18								
20								
22								
24								
26								
28								
30								
32								
34								

NOTES: MEASURING POINT ELEVATIONS MAY CHANGE; REFER TO CURRENT ELEVATION TABLE

CHEMICAL ANALYSIS (116)

LIBRARY.GLB CRA_CORP.GDT OVERBURDEN LOG S:\17000\17324\17324-T07-2013-SC.GPJ 6/27/13

STRATIGRAPHIC AND INSTRUMENTATION LOG (OVERBURDEN)

PROJECT NAME: STAGE II RFI INVESTIGATION
PROJECT NUMBER: 017324-T07
CLIENT: RACER TRUST
LOCATION: 1200 WEST 8TH STREET, MUNCIE, INDIANA

HOLE DESIGNATION: BH46-13
DATE COMPLETED: February 18, 2013
DRILLING METHOD: DIRECT PUSH
FIELD PERSONNEL: S. MELECOSKY

DEPTH ft BGS	STRATIGRAPHIC DESCRIPTION & REMARKS	DEPTH ft BGS	MONITOR INSTALLATION	SAMPLE NUMBER	SAMPLE INTERVAL	SAMPLE REC (%)	SAMPLE 'N' VALUE	SAMPLE PID (ppm)
0	FILL			123		74		0
4	CL-SILTY CLAY, firm, medium plasticity, brown, moist	4.00	BENTONITE CHIP					0
6				125				0
8	- with sand, wet at 7.5ft BGS					96		
10	- firm, brown at 9.0ft BGS			124				0
	END OF BOREHOLE @ 10.0ft BGS	10.00						

NOTES: MEASURING POINT ELEVATIONS MAY CHANGE; REFER TO CURRENT ELEVATION TABLE

CHEMICAL ANALYSIS ( )

LIBRARY.GLB CRA_CORP.GDT OVERBURDEN LOG S:\17000\17324\17324-T07-2013-SC.GPJ 6/27/13

STRATIGRAPHIC AND INSTRUMENTATION LOG (OVERBURDEN)

PROJECT NAME: STAGE II RFI INVESTIGATION
PROJECT NUMBER: 017324-T07
CLIENT: RACER TRUST
LOCATION: 1200 WEST 8TH STREET, MUNCIE, INDIANA

HOLE DESIGNATION: BH47-13
DATE COMPLETED: February 18, 2013
DRILLING METHOD: DIRECT PUSH
FIELD PERSONNEL: S. MELECOSKY

DEPTH ft BGS	STRATIGRAPHIC DESCRIPTION & REMARKS	DEPTH ft BGS	MONITOR INSTALLATION	SAMPLE NUMBER	SAMPLE INTERVAL	SAMPLE REC (%)	SAMPLE 'N' VALUE	SAMPLE PID (ppm)
0	FILL							0
2	CONCRETE	2.50				92		
	FILL	3.00		119				0
4	CL-SILTY CLAY, firm, medium plasticity, brown, moist	4.70	BENTONITE CHIP					
6	- few sand at 7.0ft BGS							0
8				122		100		
				120/121				0
10	- with sand, wet at 9.9ft BGS	10.00						
	END OF BOREHOLE @ 10.0ft BGS							
12								
14								
16								
18								
20								
22								
24								
26								
28								
30								
32								
34								

NOTES: MEASURING POINT ELEVATIONS MAY CHANGE; REFER TO CURRENT ELEVATION TABLE

CHEMICAL ANALYSIS (oval)

LIBRARY.GLB CRA_CORP.GDT OVERBURDEN LOG S:\17000\17324\17324-T07-2013-SC.GPJ 6/27/13

STRATIGRAPHIC AND INSTRUMENTATION LOG (OVERBURDEN)

PROJECT NAME: STAGE II RFI INVESTIGATION
PROJECT NUMBER: 017324-T07
CLIENT: RACER TRUST
LOCATION: 1200 WEST 8TH STREET, MUNCIE, INDIANA

HOLE DESIGNATION: BH48-13
DATE COMPLETED: February 19, 2013
DRILLING METHOD: DIRECT PUSH
FIELD PERSONNEL: S. MELECOSKY

DEPTH ft BGS	STRATIGRAPHIC DESCRIPTION & REMARKS	DEPTH ft BGS	MONITOR INSTALLATION	SAMPLE NUMBER	SAMPLE INTERVAL	SAMPLE REC (%)	SAMPLE 'N' VALUE	SAMPLE PID (ppm)
0	FILL			142				0
2	CL-SILTY CLAY, trace sand, firm, medium plasticity, brown, moist	2.50				82		0
4								0
6								0
8	- soft at 7.0ft BGS		BENTONITE CHIP			82		
10	- firm at 9.0ft BGS			144				0
12	- sand seam, medium, poorly sorted, wet, 0.8ft thick at 10.0ft BGS - gray at 10.8ft BGS			143		100		0
14								0
16	END OF BOREHOLE @ 15.0ft BGS	15.00						
18								
20								
22								
24								
26								
28								
30								
32								
34								

NOTES: MEASURING POINT ELEVATIONS MAY CHANGE; REFER TO CURRENT ELEVATION TABLE

CHEMICAL ANALYSIS ( )

LIBRARY.GLB CRA_CORP.GDT OVERBURDEN LOG S:\17000\17324\17324-T07-2013-SC.GPJ 6/27/13

STRATIGRAPHIC AND INSTRUMENTATION LOG (OVERBURDEN)

PROJECT NAME: STAGE II RFI INVESTIGATION
PROJECT NUMBER: 017324-T07
CLIENT: RACER TRUST
LOCATION: 1200 WEST 8TH STREET, MUNCIE, INDIANA

HOLE DESIGNATION: BH49-13
DATE COMPLETED: February 19, 2013
DRILLING METHOD: DIRECT PUSH
FIELD PERSONNEL: S. MELECOSKY

DEPTH ft BGS	STRATIGRAPHIC DESCRIPTION & REMARKS	DEPTH ft BGS	MONITOR INSTALLATION	SAMPLE NUMBER	SAMPLE INTERVAL	SAMPLE REC (%)	SAMPLE 'N' VALUE	SAMPLE PID (ppm)
0	FILL			148				0
2								0
4								0
6								0
7.00	CL-SILTY CLAY, firm, medium plasticity, brown, moist		BENTONITE CHIP	150				0
8								0
10				149				0
12								0
14	- with sand, brown at 14.0ft BGS							0
15.00	END OF BOREHOLE @ 15.0ft BGS							
16								
18								
20								
22								
24								
26								
28								
30								
32								
34								

NOTES: MEASURING POINT ELEVATIONS MAY CHANGE; REFER TO CURRENT ELEVATION TABLE

CHEMICAL ANALYSIS (oval)

LIBRARY.GLB CRA_CORP.GDT OVERBURDEN LOG S:\17000\17324\17324-T07-2013-SC.GPJ 6/27/13

STRATIGRAPHIC AND INSTRUMENTATION LOG (OVERBURDEN)

PROJECT NAME: STAGE II RFI INVESTIGATION
PROJECT NUMBER: 017324-T07
CLIENT: RACER TRUST
LOCATION: 1200 WEST 8TH STREET, MUNCIE, INDIANA

HOLE DESIGNATION: BH50-13
DATE COMPLETED: February 19, 2013
DRILLING METHOD: DIRECT PUSH
FIELD PERSONNEL: S. MELECOSKY

DEPTH ft BGS	STRATIGRAPHIC DESCRIPTION & REMARKS	DEPTH ft BGS	MONITOR INSTALLATION	SAMPLE NUMBER	SAMPLE INTERVAL	SAMPLE REC (%)	SAMPLE 'N' VALUE	SAMPLE PID (ppm)
0	FILL							0
2						62		
4								0
6				154				0
8	CL-SILTY CLAY, soft, medium plasticity, brown, moist	8.00	BENTONITE CHIP			94		
10	- with sand at 10.0ft BGS			152				0
12	SP-SAND, with clay, compact, fine, brown, wet	12.00		153				0
14	- at 13.0ft BGS					94		
								0
15	END OF BOREHOLE @ 15.0ft BGS	15.00						
16								
18								
20								
22								
24								
26								
28								
30								
32								
34								

NOTES: MEASURING POINT ELEVATIONS MAY CHANGE; REFER TO CURRENT ELEVATION TABLE

CHEMICAL ANALYSIS (154) (152) (153)

LIBRARY.GLB CRA_CORP.GDT OVERBURDEN LOG S:\17000\17324\17324-T07-2013-SC.GPJ 6/27/13

STRATIGRAPHIC AND INSTRUMENTATION LOG (OVERBURDEN)

PROJECT NAME: STAGE II RFI INVESTIGATION
PROJECT NUMBER: 017324-T07
CLIENT: RACER TRUST
LOCATION: 1200 WEST 8TH STREET, MUNCIE, INDIANA

HOLE DESIGNATION: BH5-13
DATE COMPLETED: February 11, 2013
DRILLING METHOD: DIRECT PUSH
FIELD PERSONNEL: S. MELECOSKY

DEPTH ft BGS	STRATIGRAPHIC DESCRIPTION & REMARKS	DEPTH ft BGS	MONITOR INSTALLATION	SAMPLE NUMBER	SAMPLE INTERVAL	SAMPLE REC (%)	SAMPLE 'N' VALUE	SAMPLE PID (ppm)
0	CONCRETE	0.40						
	FILL							0
2						70		
4								0
6			BENTONITE CHIP	010				0
	CL-SILTY CLAY, firm, medium plasticity, grayish brown, moist	6.50						
8	- gray at 7.5ft BGS					70		
				011				0
10	- brown at 10.0ft BGS							
				012		40		0
12	END OF BOREHOLE @ 12.0ft BGS	12.00						
14								
16								
18								
20								
22								
24								
26								
28								
30								
32								
34								

NOTES: MEASURING POINT ELEVATIONS MAY CHANGE; REFER TO CURRENT ELEVATION TABLE

CHEMICAL ANALYSIS (010, 011, 012)

LIBRARY.GLB CRA_CORP.GDT OVERBURDEN LOG S:\17000\17324\17324-T07-2013-SC.GPJ 6/27/13

STRATIGRAPHIC AND INSTRUMENTATION LOG (OVERBURDEN)

PROJECT NAME: STAGE II RFI INVESTIGATION
PROJECT NUMBER: 017324-T07
CLIENT: RACER TRUST
LOCATION: 1200 WEST 8TH STREET, MUNCIE, INDIANA

HOLE DESIGNATION: BH6-13
DATE COMPLETED: February 11, 2013
DRILLING METHOD: DIRECT PUSH
FIELD PERSONNEL: S. MELECOSKY

DEPTH ft BGS	STRATIGRAPHIC DESCRIPTION & REMARKS	DEPTH ft BGS	MONITOR INSTALLATION	SAMPLE NUMBER	SAMPLE INTERVAL	SAMPLE REC (%)	SAMPLE 'N' VALUE	SAMPLE PID (ppm)
0	CONCRETE	0.40						
	FILL, pea gravel							0
2						70		
4								0
	CL-CLAY, few silt, firm, low plasticity, gray, moist	5.00	BENTONITE CHIP					
6				013/014				0
8	- trace sand and gravel, medium plasticity, brown at 8.5ft BGS					100		
				015				0
10	END OF BOREHOLE @ 10.0ft BGS	10.00						
12								
14								
16								
18								
20								
22								
24								
26								
28								
30								
32								
34								

NOTES: MEASURING POINT ELEVATIONS MAY CHANGE; REFER TO CURRENT ELEVATION TABLE

CHEMICAL ANALYSIS ( )

LIBRARY.GLB CRA_CORP.GDT OVERBURDEN LOG S:\17000\17324\17324-T07-2013-SC.GPJ 6/27/13

STRATIGRAPHIC AND INSTRUMENTATION LOG (OVERBURDEN)

PROJECT NAME: STAGE II RFI INVESTIGATION
PROJECT NUMBER: 017324-T07
CLIENT: RACER TRUST
LOCATION: 1200 WEST 8TH STREET, MUNCIE, INDIANA

HOLE DESIGNATION: BH7-13
DATE COMPLETED: February 12, 2013
DRILLING METHOD: DIRECT PUSH
FIELD PERSONNEL: S. MELECOSKY

DEPTH ft BGS	STRATIGRAPHIC DESCRIPTION & REMARKS	DEPTH ft BGS	MONITOR INSTALLATION	SAMPLE NUMBER	SAMPLE INTERVAL	SAMPLE REC (%)	SAMPLE 'N' VALUE	SAMPLE PID (ppm)
0	FILL			016				0
2	CL-SILTY CLAY, trace gravel, firm, medium plasticity, grayish brown, moist	2.50	BENTONITE CHIP			60		
4	- brown at 5.0ft BGS			017				0
6	END OF BOREHOLE @ 6.0ft BGS	6.00		018		20		0
8								
10								
12								
14								
16								
18								
20								
22								
24								
26								
28								
30								
32								
34								

NOTES: MEASURING POINT ELEVATIONS MAY CHANGE; REFER TO CURRENT ELEVATION TABLE

CHEMICAL ANALYSIS (oval)

LIBRARY.GLB CRA_CORP.GDT OVERBURDEN LOG S:\17000\17324\17324-T07-2013-SC.GPJ 6/27/13

STRATIGRAPHIC AND INSTRUMENTATION LOG (OVERBURDEN)

PROJECT NAME: STAGE II RFI INVESTIGATION
PROJECT NUMBER: 017324-T07
CLIENT: RACER TRUST
LOCATION: 1200 WEST 8TH STREET, MUNCIE, INDIANA

HOLE DESIGNATION: BH8-13
DATE COMPLETED: February 12, 2013
DRILLING METHOD: DIRECT PUSH
FIELD PERSONNEL: S. MELECOSKY

DEPTH ft BGS	STRATIGRAPHIC DESCRIPTION & REMARKS	DEPTH ft BGS	MONITOR INSTALLATION	SAMPLE NUMBER	SAMPLE INTERVAL	SAMPLE REC (%)	SAMPLE 'N' VALUE	SAMPLE PID (ppm)
0	FILL			019		62		0
4	CL-SILTY CLAY, trace sand, firm, medium plasticity, brown, moist	3.50	BENTONITE CHIP	020				0
6	END OF BOREHOLE @ 6.0ft BGS	6.00		021		20		0

NOTES: MEASURING POINT ELEVATIONS MAY CHANGE; REFER TO CURRENT ELEVATION TABLE

CHEMICAL ANALYSIS (oval)

LIBRARY.GLB CRA_CORP.GDT OVERBURDEN LOG S:\17000\17324\17324-T07-2013-SC.GPJ 6/27/13

STRATIGRAPHIC AND INSTRUMENTATION LOG (OVERBURDEN)

PROJECT NAME: STAGE II RFI INVESTIGATION
PROJECT NUMBER: 017324-T07
CLIENT: RACER TRUST
LOCATION: 1200 WEST 8TH STREET, MUNCIE, INDIANA

HOLE DESIGNATION: BH9-13
DATE COMPLETED: February 12, 2013
DRILLING METHOD: DIRECT PUSH
FIELD PERSONNEL: S. MELECOSKY

DEPTH ft BGS	STRATIGRAPHIC DESCRIPTION & REMARKS	DEPTH ft BGS	MONITOR INSTALLATION	SAMPLE NUMBER	SAMPLE INTERVAL	SAMPLE REC (%)	SAMPLE 'N' VALUE	SAMPLE PID (ppm)
0	FILL							0
2						50		
4								0
5	CONCRETE, slab	5.00						
5.5	CL-CLAY, trace silt, few sand, stiff, low plasticity, brown, slightly moist	5.50	BENTONITE CHIP					0
8						90		
8				025				0
10				026				0
10						100		
12				027				0
13	END OF BOREHOLE @ 13.0ft BGS	13.00						
14								
16								
18								
20								
22								
24								
26								
28								
30								
32								
34								

NOTES: MEASURING POINT ELEVATIONS MAY CHANGE; REFER TO CURRENT ELEVATION TABLE

CHEMICAL ANALYSIS (oval)

LIBRARY.GLB CRA_CORP.GDT OVERBURDEN LOG S:\17000\17324\17324-T07-2013-SC.GPJ 6/27/13

STRATIGRAPHIC AND INSTRUMENTATION LOG (OVERBURDEN)

PROJECT NAME: STAGE II RFI INVESTIGATION
PROJECT NUMBER: 017324-T07
CLIENT: RACER TRUST
LOCATION: 1200 WEST 8TH STREET, MUNCIE, INDIANA

HOLE DESIGNATION: MW53-13
DATE COMPLETED: February 19, 2013
DRILLING METHOD: DIRECT PUSH
FIELD PERSONNEL: S. MELECOSKY

DEPTH ft BGS	STRATIGRAPHIC DESCRIPTION & REMARKS	DEPTH ft BGS	DIRECT PUSH	SAMPLE NUMBER	SAMPLE INTERVAL	SAMPLE REC (%)	SAMPLE 'N' VALUE	SAMPLE PID (ppm)
0	CONCRETE	1.00	BENTONITE CHIP					0
2	CL-SILTY CLAY, trace gravel and sand, firm, medium plasticity, brown					50		0
4								
6								12.9
8			No. 5 SAND			56		
10	SP-SAND, few gravel, fine grained, gray, black staining, moist, odor	9.10						6.9
12	CL-CLAY, few sands, trace silts and gravel	11.90				92		6.4
14			BENTONITE CHIP					1.1
16	END OF BOREHOLE @ 15.0ft BGS	15.00						
18								
20								
22								
24								
26								
28								
30								
32								
34								

WELL DETAILS
Screened interval:
3.00 to 13.00ft BGS
Length: 10ft
Diameter: 2in
Slot Size: 10
Material: PVC
Seal:
0.00 to 2.00ft BGS
Material: BENTONITE CHIP
Sand Pack:
2.00 to 13.00ft BGS
Material: No. 5 SAND

NOTES: MEASURING POINT ELEVATIONS MAY CHANGE; REFER TO CURRENT ELEVATION TABLE

LIBRARY.GLB CRA_CORP.GDT OVERBURDEN LOG S:\17000\17324\17324-T07-2013-SC.GPJ 6/27/13

STRATIGRAPHIC AND INSTRUMENTATION LOG (OVERBURDEN)

PROJECT NAME: STAGE II RFI INVESTIGATION
PROJECT NUMBER: 017324-T07
CLIENT: RACER TRUST
LOCATION: 1200 WEST 8TH STREET, MUNCIE, INDIANA

HOLE DESIGNATION: MW54-13
DATE COMPLETED: February 19, 2013
DRILLING METHOD: DIRECT PUSH
FIELD PERSONNEL: S. MELECOSKY

DEPTH ft BGS	STRATIGRAPHIC DESCRIPTION & REMARKS	DEPTH ft BGS	DIRECT PUSH	SAMPLE NUMBER	SAMPLE INTERVAL	SAMPLE REC (%)	SAMPLE 'N' VALUE	SAMPLE PID (ppm)
0	FILL		BENTONITE CHIP	072		60		0
4				075				0
4.50	SP-SAND, trace silt, compact, fine, brown, moist - wet at 5.3ft BGS							0
6.50	CL-SILTY CLAY, firm, medium plasticity, brownish gray, moist					100		0
8			No. 5 SAND	073/074				0
10								0
12						100		0
14								0
15.00	END OF BOREHOLE @ 15.0ft BGS		BENTONITE CHIP					

WELL DETAILS
Screened interval:
4.00 to 14.00ft BGS
Length: 10ft
Diameter: 2in
Slot Size: 10
Material: PVC
Seal:
0.00 to 3.00ft BGS
Material: BENTONITE CHIP
Sand Pack:
3.00 to 14.00ft BGS
Material: No. 5 SAND

NOTES: MEASURING POINT ELEVATIONS MAY CHANGE; REFER TO CURRENT ELEVATION TABLE

CHEMICAL ANALYSIS ( )

LIBRARY.GLB CRA_CORP.GDT OVERBURDEN LOG S:\17000\17324\17324-T07-2013-SC.GPJ 6/27/13

Appendix K

Laboratory Analytical Results and Data Validation Memorandum

TestAmerica

THE LEADER IN ENVIRONMENTAL TESTING

ANALYTICAL REPORT

TestAmerica Laboratories, Inc.
TestAmerica North Canton
4101 Shuffel Street NW
North Canton, OH 44720
Tel: (330)497-9396

TestAmerica Job ID: 240-6099-1
Client Project/Site: 17324-T07, RACER Former MTM

For:
Conestoga-Rovers & Associates, Inc.
6520 Corporate Drive
Indianapolis, Indiana 46278

Attn: Mr. Michael Richardson

Denise D Heckler

Authorized for release by:
12/7/2011 1:08:56 PM

Denise Heckler
Project Manager II
denise.heckler@testamericainc.com

This report has been electronically signed and authorized by the signatory. Electronic signature is intended to be the legally binding equivalent of a traditionally handwritten signature.

Results relate only to the items tested and the sample(s) as received by the laboratory.

LINKS

Review your project results through TotalAccess

Have a Question? Ask The Expert

Visit us at: www.testamericainc.com

Table of Contents

Cover Page 1
Table of Contents 2
Definitions/Glossary 3
Case Narrative 4
Method Summary 7
Sample Summary 8
Detection Summary 9
Client Sample Results 11
Surrogate Summary 23
QC Sample Results 24
QC Association Summary 34
Lab Chronicle 37
Certification Summary 39
Chain of Custody 40
Receipt Checklists 43

Qualifiers

GC/MS VOA

Qualifier	Qualifier Description
U	Indicates the analyte was analyzed for but not detected.
B	Compound was found in the blank and sample.
J	Result is less than the RL but greater than or equal to the MDL and the concentration is an approximate value.

GC/MS Semi VOA

Qualifier	Qualifier Description
U	Indicates the analyte was analyzed for but not detected.
J	Result is less than the RL but greater than or equal to the MDL and the concentration is an approximate value.
B	Compound was found in the blank and sample.

GC Semi VOA

Qualifier	Qualifier Description
U	Indicates the analyte was analyzed for but not detected.

Metals

Qualifier	Qualifier Description
U	Indicates the analyte was analyzed for but not detected.
B	Compound was found in the blank and sample.
J	Result is less than the RL but greater than or equal to the MDL and the concentration is an approximate value.
4	MS, MSD: The analyte present in the original sample is 4 times greater than the matrix spike concentration; therefore, control limits are not applicable.
F	MS or MSD exceeds the control limits
F	RPD of the MS and MSD exceeds the control limits

Glossary

Abbreviation	These commonly used abbreviations may or may not be present in this report.
☼	Listed under the "D" column to designate that the result is reported on a dry weight basis
%R	Percent Recovery
CNF	Contains no Free Liquid
DL, RA, RE, IN	Indicates a Dilution, Reanalysis, Re-extraction, or additional Initial metals/anion analysis of the sample
EDL	Estimated Detection Limit
EPA	United States Environmental Protection Agency
MDL	Method Detection Limit
ML	Minimum Level (Dioxin)
ND	Not detected at the reporting limit (or MDL or EDL if shown)
PQL	Practical Quantitation Limit
RL	Reporting Limit
RPD	Relative Percent Difference, a measure of the relative difference between two points
TEF	Toxicity Equivalent Factor (Dioxin)
TEQ	Toxicity Equivalent Quotient (Dioxin)

Job ID: 240-6099-1

Laboratory: TestAmerica North Canton

Narrative

CASE NARRATIVE

Client: Conestoga-Rovers & Associates, Inc.

Project: 17324-T07, RACER Former MTM

Report Number: 240-6099-1

With the exceptions noted as flags or footnotes, standard analytical protocols were followed in the analysis of the samples and no problems were encountered or anomalies observed. In addition all laboratory quality control samples were within established control limits, with any exceptions noted below. Each sample was analyzed to achieve the lowest possible reporting limit within the constraints of the method. In some cases, due to interference or analytes present at high concentrations, samples were diluted. For diluted samples, the reporting limits are adjusted relative to the dilution required.

TestAmerica North Canton attests to the validity of the laboratory data generated by TestAmerica facilities reported herein. All analyses performed by TestAmerica facilities were done using established laboratory SOPs that incorporate QA/QC procedures described in the application methods. TestAmerica's operations groups have reviewed the data for compliance with the laboratory QA/QC plan, and data have been found to be compliant with laboratory protocols unless otherwise noted below.

The test results in this report meet all NELAP requirements for parameters for which accreditation is required or available. Any exceptions to NELAP requirements are noted in this report. Pursuant to NELAP, this report may not be reproduced, except in full, without the written approval of the laboratory.

Calculations are performed before rounding to avoid round-off errors in calculated results.

All holding times were met and proper preservation noted for the methods performed on these samples, unless otherwise detailed in the individual sections below.

All solid sample results are reported on an "as received" basis unless otherwise indicated by the presence of a % solids value in the method header.

This laboratory report is confidential and is intended for the sole use of TestAmerica and its client.

RECEIPT

The samples were received on 11/18/2011; the samples arrived in good condition, properly preserved and on ice. The temperature of the coolers at receipt was 3.2 C.

VOLATILE ORGANIC COMPOUNDS (GC-MS)

Samples S-017324-111711-TP-001 (240-6099-1), S-017324-111711-TP-002 (240-6099-2), S-017324-111711-TP-004 (240-6099-4) and S-017324-111711-TP-005 (240-6099-5) were analyzed for volatile organic compounds (GC-MS) in accordance with EPA SW-846 Method 8260B. The samples were prepared on 11/18/2011 and analyzed on 11/29/2011.

1,2,4-Trichlorobenzene was detected in method blank MB 240-24807/7 at a level that was above the method detection limit but below the reporting limit. The value should be considered an estimate, and has been flagged "J". If the associated sample reported a result above the MDL and/or RL, the result has been "B" flagged.

The presence of the '4' qualifier in the data indicates analytes where the concentration in the unspiked sample exceeded four times the spiking amount.

No other difficulties were encountered during the VOCs analyses.

All other quality control parameters were within the acceptance limits.

Job ID: 240-6099-1 (Continued)

Laboratory: TestAmerica North Canton (Continued)

SEMIVOLATILE ORGANIC COMPOUNDS (GC-MS)

Samples S-017324-111711-TP-004 (240-6099-4) and S-017324-111711-TP-005 (240-6099-5) were analyzed for semivolatile organic compounds (GC-MS) in accordance with EPA SW-846 Method 8270C. The samples were prepared on 11/22/2011 and analyzed on 11/30/2011.

Surrogates are added during the extraction process prior to dilution. When the sample is diluted, surrogate recoveries are diluted out and no corrective action is required.

Bis(2-ethylhexyl) phthalate was detected in method blank MB 240-24339/20-A at a level that was above the method detection limit but below the reporting limit. The value should be considered an estimate, and has been flagged “J”. If the associated sample reported a result above the MDL and/or RL, the result has been “B” flagged.

Sample S-017324-111711-TP-004 (240-6099-4)[2.5X] required dilution prior to analysis due to matrix interference. The reporting limits have been adjusted accordingly.

No other difficulties were encountered during the SVOC analyses.

All other quality control parameters were within the acceptance limits.

POLYCHLORINATED BIPHENYLS (PCBS)

Samples S-017324-111711-TP-004 (240-6099-4) and S-017324-111711-TP-005 (240-6099-5) were analyzed for polychlorinated biphenyls (PCBs) in accordance with EPA SW-846 Method 8082. The samples were prepared on 11/22/2011 and analyzed on 11/28/2011.

All samples required a tetrabutylammonium sulfite (TBA) clean-up to reduce matrix interferences caused by sulfur.

No difficulties were encountered during the PCBs analyses.

All other quality control parameters were within the acceptance limits.

TOTAL METALS (ICP)

Samples S-017324-111711-TP-004 (240-6099-4) and S-017324-111711-TP-005 (240-6099-5) were analyzed for total metals (ICP) in accordance with EPA SW-846 Method 6010B. The samples were prepared on 11/21/2011 and analyzed on 11/28/2011, 11/29/2011 and 11/30/2011.

Several analytes were detected in method blank MB 240-24164/1-A at levels that were above the method detection limit but below the reporting limit. The values should be considered estimates, and have been flagged “J”. If the associated sample reported a result above the MDL and/or RL, the result has been “B” flagged.

Several analytes failed the recovery criteria low for the MS of sample S-017324-111711-TP-004MS (240-6099-4) in batch 240-24992. Magnesium and Calcium failed the recovery criteria high.

For the MSD of sample S-017324-111711-TP-004MSD (240-6099-4) in batch 240-24992, Antimony and Iron failed the recovery criteria low. Magnesium, Aluminum and Calcium failed the recovery criteria high. Also, Aluminum exceeded the rpd limit.

Samples S-017324-111711-TP-004 (240-6099-4)[4X] and S-017324-111711-TP-005 (240-6099-5)[4X] required dilution prior to analysis. The reporting limits have been adjusted accordingly.

No other difficulties were encountered during the metals analyses.

All other quality control parameters were within the acceptance limits.

TOTAL MERCURY

Samples S-017324-111711-TP-004 (240-6099-4) and S-017324-111711-TP-005 (240-6099-5) were analyzed for total mercury in accordance with EPA SW-846 Method 7471A. The samples were prepared on 11/21/2011 and analyzed on 11/30/2011.

Job ID: 240-6099-1 (Continued)

Laboratory: TestAmerica North Canton (Continued)

No difficulties were encountered during the mercury analyses.

All quality control parameters were within the acceptance limits.

Method Summary

Client: Conestoga-Rovers & Associates, Inc.
Project/Site: 17324-T07, RACER Former MTM

TestAmerica Job ID: 240-6099-1

Method	Method Description	Protocol	Laboratory
8260B	Volatile Organic Compounds (GC/MS)	SW846	TAL NC
8270C	Semivolatile Organic Compounds (GC/MS)	SW846	TAL NC
8082	Polychlorinated Biphenyls (PCBs) by Gas Chromatography	SW846	TAL NC
6010B	Metals (ICP)	SW846	TAL NC
7471A	Mercury (CVAA)	SW846	TAL NC
Moisture	Percent Moisture	EPA	TAL NC

Protocol References:

EPA = US Environmental Protection Agency

SW846 = "Test Methods For Evaluating Solid Waste, Physical/Chemical Methods", Third Edition, November 1986 And Its Updates.

Laboratory References:

TAL NC = TestAmerica North Canton, 4101 Shuffel Street NW, North Canton, OH 44720, TEL (330)497-9396

Sample Summary

Client: Conestoga-Rovers & Associates, Inc.
Project/Site: 17324-T07, RACER Former MTM

TestAmerica Job ID: 240-6099-1

Lab Sample ID	Client Sample ID	Matrix	Collected	Received
240-6099-1	S-017324-111711-TP-001	Solid	11/17/11 09:45	11/18/11 09:15
240-6099-2	S-017324-111711-TP-002	Solid	11/17/11 10:00	11/18/11 09:15
240-6099-4	S-017324-111711-TP-004	Solid	11/17/11 14:30	11/18/11 09:15
240-6099-5	S-017324-111711-TP-005	Solid	11/17/11 14:45	11/18/11 09:15

Detection Summary

Client: Conestoga-Rovers & Associates, Inc.
Project/Site: 17324-T07, RACER Former MTM

TestAmerica Job ID: 240-6099-1

Client Sample ID: S-017324-111711-TP-001 — Lab Sample ID: 240-6099-1

Analyte	Result	Qualifier	RL	MDL	Unit	Dil Fac	D	Method	Prep Type
1,2-Dichloroethane	1.3	J	3.0	0.20	ug/Kg	1	☼	8260B	Total/NA

Client Sample ID: S-017324-111711-TP-002 — Lab Sample ID: 240-6099-2

Analyte	Result	Qualifier	RL	MDL	Unit	Dil Fac	D	Method	Prep Type
1,2-Dichloroethane	0.41	J	2.5	0.17	ug/Kg	1	☼	8260B	Total/NA

Client Sample ID: S-017324-111711-TP-004 — Lab Sample ID: 240-6099-4

Analyte	Result	Qualifier	RL	MDL	Unit	Dil Fac	D	Method	Prep Type
1,2-Dichloroethane	0.35	J	2.3	0.16	ug/Kg	1	☼	8260B	Total/NA
2-Methylnaphthalene	52		20	9.7	ug/Kg	2.5	☼	8270C	Total/NA
Acenaphthylene	12	J	20	9.7	ug/Kg	2.5	☼	8270C	Total/NA
Anthracene	26		20	9.7	ug/Kg	2.5	☼	8270C	Total/NA
Benzo[a]anthracene	92		20	9.7	ug/Kg	2.5	☼	8270C	Total/NA
Benzo[a]pyrene	91		20	9.7	ug/Kg	2.5	☼	8270C	Total/NA
Benzo[b]fluoranthene	140		20	9.7	ug/Kg	2.5	☼	8270C	Total/NA
Benzo[g,h,i]perylene	60		20	9.7	ug/Kg	2.5	☼	8270C	Total/NA
Benzo[k]fluoranthene	54		20	9.7	ug/Kg	2.5	☼	8270C	Total/NA
Bis(2-ethylhexyl) phthalate	100	J B	150	56	ug/Kg	2.5	☼	8270C	Total/NA
Chrysene	120		20	3.2	ug/Kg	2.5	☼	8270C	Total/NA
Dibenzofuran	16	J	150	9.7	ug/Kg	2.5	☼	8270C	Total/NA
Fluoranthene	180		20	9.7	ug/Kg	2.5	☼	8270C	Total/NA
Fluorene	16	J	20	9.7	ug/Kg	2.5	☼	8270C	Total/NA
Indeno[1,2,3-cd]pyrene	55		20	9.7	ug/Kg	2.5	☼	8270C	Total/NA
Naphthalene	38		20	9.7	ug/Kg	2.5	☼	8270C	Total/NA
Phenanthrene	140		20	9.7	ug/Kg	2.5	☼	8270C	Total/NA
Pyrene	160		20	9.7	ug/Kg	2.5	☼	8270C	Total/NA
Aluminum	6900		89	43	mg/Kg	4	☼	6010B	Total/NA
Barium	58	B	22	0.079	mg/Kg	1	☼	6010B	Total/NA
Beryllium	0.42	J B	0.56	0.048	mg/Kg	1	☼	6010B	Total/NA
Calcium	110000	B	2200	71	mg/Kg	4	☼	6010B	Total/NA
Cadmium	0.071	J	0.22	0.040	mg/Kg	1	☼	6010B	Total/NA
Cobalt	6.8		5.6	0.18	mg/Kg	1	☼	6010B	Total/NA
Chromium	11		0.56	0.22	mg/Kg	1	☼	6010B	Total/NA
Copper	18		2.8	0.82	mg/Kg	1	☼	6010B	Total/NA
Iron	16000		11	5.5	mg/Kg	1	☼	6010B	Total/NA
Potassium	1700	B	560	6.9	mg/Kg	1	☼	6010B	Total/NA
Magnesium	45000	B	560	5.7	mg/Kg	1	☼	6010B	Total/NA
Manganese	330		6.7	0.33	mg/Kg	4	☼	6010B	Total/NA
Sodium	160	J	560	73	mg/Kg	1	☼	6010B	Total/NA
Nickel	22		18	1.2	mg/Kg	4	☼	6010B	Total/NA
Vanadium	17		5.6	0.13	mg/Kg	1	☼	6010B	Total/NA
Zinc	56		8.9	4.5	mg/Kg	4	☼	6010B	Total/NA
Arsenic	7.9		1.1	0.33	mg/Kg	1	☼	6010B	Total/NA
Lead	8.4		0.33	0.21	mg/Kg	1	☼	6010B	Total/NA

Client Sample ID: S-017324-111711-TP-005 — Lab Sample ID: 240-6099-5

Analyte	Result	Qualifier	RL	MDL	Unit	Dil Fac	D	Method	Prep Type
1,2-Dichloroethane	0.41	J	2.5	0.17	ug/Kg	1	☼	8260B	Total/NA
Benzo[b]fluoranthene	8.6		7.5	3.7	ug/Kg	1	☼	8270C	Total/NA
Bis(2-ethylhexyl) phthalate	200	B	56	21	ug/Kg	1	☼	8270C	Total/NA
Fluoranthene	7.6		7.5	3.7	ug/Kg	1	☼	8270C	Total/NA

Client Sample ID: S-017324-111711-TP-005 (Continued)

Lab Sample ID: 240-6099-5

Analyte	Result	Qualifier	RL	MDL	Unit	Dil Fac	D	Method	Prep Type
Pyrene	6.1	J	7.5	3.7	ug/Kg	1	☼	8270C	Total/NA
Aluminum	6500		21	10	mg/Kg	1	☼	6010B	Total/NA
Barium	49	B	21	0.076	mg/Kg	1	☼	6010B	Total/NA
Beryllium	0.40	J B	0.53	0.046	mg/Kg	1	☼	6010B	Total/NA
Calcium	110000	B	2100	68	mg/Kg	4	☼	6010B	Total/NA
Cadmium	0.095	J	0.21	0.038	mg/Kg	1	☼	6010B	Total/NA
Cobalt	5.7		5.3	0.17	mg/Kg	1	☼	6010B	Total/NA
Chromium	11		0.53	0.21	mg/Kg	1	☼	6010B	Total/NA
Copper	16		2.7	0.79	mg/Kg	1	☼	6010B	Total/NA
Iron	14000		11	5.2	mg/Kg	1	☼	6010B	Total/NA
Potassium	1400	B	530	6.6	mg/Kg	1	☼	6010B	Total/NA
Magnesium	51000	B	530	5.4	mg/Kg	1	☼	6010B	Total/NA
Manganese	260		1.6	0.079	mg/Kg	1	☼	6010B	Total/NA
Sodium	150	J	530	70	mg/Kg	1	☼	6010B	Total/NA
Nickel	15		4.3	0.29	mg/Kg	1	☼	6010B	Total/NA
Vanadium	17		5.3	0.13	mg/Kg	1	☼	6010B	Total/NA
Zinc	41		2.1	1.1	mg/Kg	1	☼	6010B	Total/NA
Arsenic	6.4		1.1	0.32	mg/Kg	1	☼	6010B	Total/NA
Lead	6.9		0.32	0.20	mg/Kg	1	☼	6010B	Total/NA

Client: Conestoga-Rovers & Associates, Inc.
Project/Site: 17324-T07, RACER Former MTM

TestAmerica Job ID: 240-6099-1

Client Sample ID: S-017324-111711-TP-001
Date Collected: 11/17/11 09:45
Date Received: 11/18/11 09:15

Lab Sample ID: 240-6099-1
Matrix: Solid
Percent Solids: 81.7

Method: 8260B - Volatile Organic Compounds (GC/MS)

Analyte	Result	Qualifier	RL	MDL	Unit	D	Prepared	Analyzed	Dil Fac
Acetone	12	U	12	3.7	ug/Kg	☼	11/18/11 19:00	11/29/11 02:27	1
Benzene	3.0	U	3.0	0.14	ug/Kg	☼	11/18/11 19:00	11/29/11 02:27	1
Dichlorobromomethane	3.0	U	3.0	0.17	ug/Kg	☼	11/18/11 19:00	11/29/11 02:27	1
Bromoform	3.0	U	3.0	0.20	ug/Kg	☼	11/18/11 19:00	11/29/11 02:27	1
Bromomethane	3.0	U	3.0	0.32	ug/Kg	☼	11/18/11 19:00	11/29/11 02:27	1
2-Butanone (MEK)	12	U	12	0.83	ug/Kg	☼	11/18/11 19:00	11/29/11 02:27	1
Carbon disulfide	3.0	U	3.0	0.26	ug/Kg	☼	11/18/11 19:00	11/29/11 02:27	1
Carbon tetrachloride	3.0	U	3.0	0.22	ug/Kg	☼	11/18/11 19:00	11/29/11 02:27	1
Chlorobenzene	3.0	U	3.0	0.20	ug/Kg	☼	11/18/11 19:00	11/29/11 02:27	1
Chloroethane	3.0	U	3.0	0.51	ug/Kg	☼	11/18/11 19:00	11/29/11 02:27	1
Chloroform	3.0	U	3.0	0.17	ug/Kg	☼	11/18/11 19:00	11/29/11 02:27	1
Chloromethane	3.0	U	3.0	0.24	ug/Kg	☼	11/18/11 19:00	11/29/11 02:27	1
1,1-Dichloroethane	3.0	U	3.0	0.21	ug/Kg	☼	11/18/11 19:00	11/29/11 02:27	1
1,2-Dichloroethane	**1.3**	**J**	3.0	0.20	ug/Kg	☼	11/18/11 19:00	11/29/11 02:27	1
1,1-Dichloroethene	3.0	U	3.0	0.31	ug/Kg	☼	11/18/11 19:00	11/29/11 02:27	1
1,2-Dichloropropane	3.0	U	3.0	0.41	ug/Kg	☼	11/18/11 19:00	11/29/11 02:27	1
cis-1,3-Dichloropropene	3.0	U	3.0	0.20	ug/Kg	☼	11/18/11 19:00	11/29/11 02:27	1
trans-1,3-Dichloropropene	3.0	U	3.0	0.32	ug/Kg	☼	11/18/11 19:00	11/29/11 02:27	1
Ethylbenzene	3.0	U	3.0	0.15	ug/Kg	☼	11/18/11 19:00	11/29/11 02:27	1
2-Hexanone	12	U	12	0.37	ug/Kg	☼	11/18/11 19:00	11/29/11 02:27	1
Methylene Chloride	3.0	U	3.0	0.40	ug/Kg	☼	11/18/11 19:00	11/29/11 02:27	1
4-Methyl-2-pentanone (MIBK)	12	U	12	0.32	ug/Kg	☼	11/18/11 19:00	11/29/11 02:27	1
Styrene	3.0	U	3.0	0.089	ug/Kg	☼	11/18/11 19:00	11/29/11 02:27	1
1,1,2,2-Tetrachloroethane	3.0	U	3.0	0.20	ug/Kg	☼	11/18/11 19:00	11/29/11 02:27	1
Tetrachloroethene	3.0	U	3.0	0.31	ug/Kg	☼	11/18/11 19:00	11/29/11 02:27	1
Toluene	3.0	U	3.0	0.16	ug/Kg	☼	11/18/11 19:00	11/29/11 02:27	1
Trichloroethene	3.0	U	3.0	0.25	ug/Kg	☼	11/18/11 19:00	11/29/11 02:27	1
Vinyl chloride	3.0	U	3.0	0.23	ug/Kg	☼	11/18/11 19:00	11/29/11 02:27	1
Xylenes, Total	5.9	U	5.9	0.40	ug/Kg	☼	11/18/11 19:00	11/29/11 02:27	1
1,1,1-Trichloroethane	3.0	U	3.0	0.33	ug/Kg	☼	11/18/11 19:00	11/29/11 02:27	1
1,1,2-Trichloroethane	3.0	U	3.0	0.23	ug/Kg	☼	11/18/11 19:00	11/29/11 02:27	1
Cyclohexane	5.9	U	5.9	0.20	ug/Kg	☼	11/18/11 19:00	11/29/11 02:27	1
1,2-Dibromo-3-Chloropropane	5.9	U	5.9	0.77	ug/Kg	☼	11/18/11 19:00	11/29/11 02:27	1
Ethylene Dibromide	3.0	U	3.0	0.30	ug/Kg	☼	11/18/11 19:00	11/29/11 02:27	1
Dichlorodifluoromethane	3.0	U	3.0	0.30	ug/Kg	☼	11/18/11 19:00	11/29/11 02:27	1
cis-1,2-Dichloroethene	3.0	U	3.0	0.21	ug/Kg	☼	11/18/11 19:00	11/29/11 02:27	1
trans-1,2-Dichloroethene	3.0	U	3.0	0.24	ug/Kg	☼	11/18/11 19:00	11/29/11 02:27	1
Isopropylbenzene	3.0	U	3.0	0.095	ug/Kg	☼	11/18/11 19:00	11/29/11 02:27	1
Methyl acetate	5.9	U	5.9	0.83	ug/Kg	☼	11/18/11 19:00	11/29/11 02:27	1
Methyl tert-butyl ether	12	U	12	0.26	ug/Kg	☼	11/18/11 19:00	11/29/11 02:27	1
1,1,2-Trichloro-1,2,2-trifluoroethane	3.0	U	3.0	0.77	ug/Kg	☼	11/18/11 19:00	11/29/11 02:27	1
1,2,4-Trichlorobenzene	3.0	U	3.0	0.16	ug/Kg	☼	11/18/11 19:00	11/29/11 02:27	1
1,2-Dichlorobenzene	3.0	U	3.0	0.21	ug/Kg	☼	11/18/11 19:00	11/29/11 02:27	1
1,3-Dichlorobenzene	3.0	U	3.0	0.21	ug/Kg	☼	11/18/11 19:00	11/29/11 02:27	1
1,4-Dichlorobenzene	3.0	U	3.0	0.39	ug/Kg	☼	11/18/11 19:00	11/29/11 02:27	1
Trichlorofluoromethane	3.0	U	3.0	0.20	ug/Kg	☼	11/18/11 19:00	11/29/11 02:27	1
Chlorodibromomethane	3.0	U	3.0	0.33	ug/Kg	☼	11/18/11 19:00	11/29/11 02:27	1
Methylcyclohexane	5.9	U	5.9	0.18	ug/Kg	☼	11/18/11 19:00	11/29/11 02:27	1

Client: Conestoga-Rovers & Associates, Inc.
Project/Site: 17324-T07, RACER Former MTM

TestAmerica Job ID: 240-6099-1

Client Sample ID: S-017324-111711-TP-001
Date Collected: 11/17/11 09:45
Date Received: 11/18/11 09:15

Lab Sample ID: 240-6099-1
Matrix: Solid
Percent Solids: 81.7

Surrogate	%Recovery	Qualifier	Limits	Prepared	Analyzed	Dil Fac
1,2-Dichloroethane-d4 (Surr)	89		58 - 123	11/18/11 19:00	11/29/11 02:27	1
4-Bromofluorobenzene (Surr)	91		52 - 136	11/18/11 19:00	11/29/11 02:27	1
Toluene-d8 (Surr)	103		67 - 125	11/18/11 19:00	11/29/11 02:27	1
Dibromofluoromethane (Surr)	96		37 - 132	11/18/11 19:00	11/29/11 02:27	1

Client: Conestoga-Rovers & Associates, Inc.
Project/Site: 17324-T07, RACER Former MTM

TestAmerica Job ID: 240-6099-1

Client Sample ID: S-017324-111711-TP-002
Date Collected: 11/17/11 10:00
Date Received: 11/18/11 09:15

Lab Sample ID: 240-6099-2
Matrix: Solid
Percent Solids: 81.2

Method: 8260B - Volatile Organic Compounds (GC/MS)

Analyte	Result	Qualifier	RL	MDL	Unit	D	Prepared	Analyzed	Dil Fac
Acetone	9.8	U	9.8	3.1	ug/Kg	☼	11/18/11 19:00	11/29/11 02:48	1
Benzene	2.5	U	2.5	0.11	ug/Kg	☼	11/18/11 19:00	11/29/11 02:48	1
Dichlorobromomethane	2.5	U	2.5	0.14	ug/Kg	☼	11/18/11 19:00	11/29/11 02:48	1
Bromoform	2.5	U	2.5	0.16	ug/Kg	☼	11/18/11 19:00	11/29/11 02:48	1
Bromomethane	2.5	U	2.5	0.27	ug/Kg	☼	11/18/11 19:00	11/29/11 02:48	1
2-Butanone (MEK)	9.8	U	9.8	0.69	ug/Kg	☼	11/18/11 19:00	11/29/11 02:48	1
Carbon disulfide	2.5	U	2.5	0.22	ug/Kg	☼	11/18/11 19:00	11/29/11 02:48	1
Carbon tetrachloride	2.5	U	2.5	0.18	ug/Kg	☼	11/18/11 19:00	11/29/11 02:48	1
Chlorobenzene	2.5	U	2.5	0.16	ug/Kg	☼	11/18/11 19:00	11/29/11 02:48	1
Chloroethane	2.5	U	2.5	0.42	ug/Kg	☼	11/18/11 19:00	11/29/11 02:48	1
Chloroform	2.5	U	2.5	0.14	ug/Kg	☼	11/18/11 19:00	11/29/11 02:48	1
Chloromethane	2.5	U	2.5	0.20	ug/Kg	☼	11/18/11 19:00	11/29/11 02:48	1
1,1-Dichloroethane	2.5	U	2.5	0.18	ug/Kg	☼	11/18/11 19:00	11/29/11 02:48	1
1,2-Dichloroethane	**0.41**	**J**	2.5	0.17	ug/Kg	☼	11/18/11 19:00	11/29/11 02:48	1
1,1-Dichloroethene	2.5	U	2.5	0.26	ug/Kg	☼	11/18/11 19:00	11/29/11 02:48	1
1,2-Dichloropropane	2.5	U	2.5	0.34	ug/Kg	☼	11/18/11 19:00	11/29/11 02:48	1
cis-1,3-Dichloropropene	2.5	U	2.5	0.17	ug/Kg	☼	11/18/11 19:00	11/29/11 02:48	1
trans-1,3-Dichloropropene	2.5	U	2.5	0.27	ug/Kg	☼	11/18/11 19:00	11/29/11 02:48	1
Ethylbenzene	2.5	U	2.5	0.13	ug/Kg	☼	11/18/11 19:00	11/29/11 02:48	1
2-Hexanone	9.8	U	9.8	0.31	ug/Kg	☼	11/18/11 19:00	11/29/11 02:48	1
Methylene Chloride	2.5	U	2.5	0.33	ug/Kg	☼	11/18/11 19:00	11/29/11 02:48	1
4-Methyl-2-pentanone (MIBK)	9.8	U	9.8	0.27	ug/Kg	☼	11/18/11 19:00	11/29/11 02:48	1
Styrene	2.5	U	2.5	0.074	ug/Kg	☼	11/18/11 19:00	11/29/11 02:48	1
1,1,2,2-Tetrachloroethane	2.5	U	2.5	0.17	ug/Kg	☼	11/18/11 19:00	11/29/11 02:48	1
Tetrachloroethene	2.5	U	2.5	0.26	ug/Kg	☼	11/18/11 19:00	11/29/11 02:48	1
Toluene	2.5	U	2.5	0.13	ug/Kg	☼	11/18/11 19:00	11/29/11 02:48	1
Trichloroethene	2.5	U	2.5	0.21	ug/Kg	☼	11/18/11 19:00	11/29/11 02:48	1
Vinyl chloride	2.5	U	2.5	0.19	ug/Kg	☼	11/18/11 19:00	11/29/11 02:48	1
Xylenes, Total	4.9	U	4.9	0.33	ug/Kg	☼	11/18/11 19:00	11/29/11 02:48	1
1,1,1-Trichloroethane	2.5	U	2.5	0.28	ug/Kg	☼	11/18/11 19:00	11/29/11 02:48	1
1,1,2-Trichloroethane	2.5	U	2.5	0.19	ug/Kg	☼	11/18/11 19:00	11/29/11 02:48	1
Cyclohexane	4.9	U	4.9	0.16	ug/Kg	☼	11/18/11 19:00	11/29/11 02:48	1
1,2-Dibromo-3-Chloropropane	4.9	U	4.9	0.64	ug/Kg	☼	11/18/11 19:00	11/29/11 02:48	1
Ethylene Dibromide	2.5	U	2.5	0.25	ug/Kg	☼	11/18/11 19:00	11/29/11 02:48	1
Dichlorodifluoromethane	2.5	U	2.5	0.25	ug/Kg	☼	11/18/11 19:00	11/29/11 02:48	1
cis-1,2-Dichloroethene	2.5	U	2.5	0.18	ug/Kg	☼	11/18/11 19:00	11/29/11 02:48	1
trans-1,2-Dichloroethene	2.5	U	2.5	0.20	ug/Kg	☼	11/18/11 19:00	11/29/11 02:48	1
Isopropylbenzene	2.5	U	2.5	0.079	ug/Kg	☼	11/18/11 19:00	11/29/11 02:48	1
Methyl acetate	4.9	U	4.9	0.69	ug/Kg	☼	11/18/11 19:00	11/29/11 02:48	1
Methyl tert-butyl ether	9.8	U	9.8	0.21	ug/Kg	☼	11/18/11 19:00	11/29/11 02:48	1
1,1,2-Trichloro-1,2,2-trifluoroethane	2.5	U	2.5	0.64	ug/Kg	☼	11/18/11 19:00	11/29/11 02:48	1
1,2,4-Trichlorobenzene	2.5	U	2.5	0.13	ug/Kg	☼	11/18/11 19:00	11/29/11 02:48	1
1,2-Dichlorobenzene	2.5	U	2.5	0.18	ug/Kg	☼	11/18/11 19:00	11/29/11 02:48	1
1,3-Dichlorobenzene	2.5	U	2.5	0.17	ug/Kg	☼	11/18/11 19:00	11/29/11 02:48	1
1,4-Dichlorobenzene	2.5	U	2.5	0.32	ug/Kg	☼	11/18/11 19:00	11/29/11 02:48	1
Trichlorofluoromethane	2.5	U	2.5	0.17	ug/Kg	☼	11/18/11 19:00	11/29/11 02:48	1
Chlorodibromomethane	2.5	U	2.5	0.27	ug/Kg	☼	11/18/11 19:00	11/29/11 02:48	1
Methylcyclohexane	4.9	U	4.9	0.15	ug/Kg	☼	11/18/11 19:00	11/29/11 02:48	1

Client: Conestoga-Rovers & Associates, Inc.
Project/Site: 17324-T07, RACER Former MTM

TestAmerica Job ID: 240-6099-1

Client Sample ID: S-017324-111711-TP-002
Date Collected: 11/17/11 10:00
Date Received: 11/18/11 09:15

Lab Sample ID: 240-6099-2
Matrix: Solid
Percent Solids: 81.2

Surrogate	%Recovery	Qualifier	Limits	Prepared	Analyzed	Dil Fac
1,2-Dichloroethane-d4 (Surr)	90		58 - 123	11/18/11 19:00	11/29/11 02:48	1
4-Bromofluorobenzene (Surr)	88		52 - 136	11/18/11 19:00	11/29/11 02:48	1
Toluene-d8 (Surr)	104		67 - 125	11/18/11 19:00	11/29/11 02:48	1
Dibromofluoromethane (Surr)	101		37 - 132	11/18/11 19:00	11/29/11 02:48	1

Client: Conestoga-Rovers & Associates, Inc.
Project/Site: 17324-T07, RACER Former MTM

TestAmerica Job ID: 240-6099-1

Client Sample ID: S-017324-111711-TP-004
Date Collected: 11/17/11 14:30
Date Received: 11/18/11 09:15

Lab Sample ID: 240-6099-4
Matrix: Solid
Percent Solids: 84.8

Method: 8260B - Volatile Organic Compounds (GC/MS)

Analyte	Result	Qualifier	RL	MDL	Unit	D	Prepared	Analyzed	Dil Fac
Acetone	9.3	U	9.3	2.9	ug/Kg	☼	11/18/11 19:00	11/29/11 03:31	1
Benzene	2.3	U	2.3	0.11	ug/Kg	☼	11/18/11 19:00	11/29/11 03:31	1
Dichlorobromomethane	2.3	U	2.3	0.13	ug/Kg	☼	11/18/11 19:00	11/29/11 03:31	1
Bromoform	2.3	U	2.3	0.15	ug/Kg	☼	11/18/11 19:00	11/29/11 03:31	1
Bromomethane	2.3	U	2.3	0.25	ug/Kg	☼	11/18/11 19:00	11/29/11 03:31	1
2-Butanone (MEK)	9.3	U	9.3	0.65	ug/Kg	☼	11/18/11 19:00	11/29/11 03:31	1
Carbon disulfide	2.3	U	2.3	0.20	ug/Kg	☼	11/18/11 19:00	11/29/11 03:31	1
Carbon tetrachloride	2.3	U	2.3	0.17	ug/Kg	☼	11/18/11 19:00	11/29/11 03:31	1
Chlorobenzene	2.3	U	2.3	0.15	ug/Kg	☼	11/18/11 19:00	11/29/11 03:31	1
Chloroethane	2.3	U	2.3	0.40	ug/Kg	☼	11/18/11 19:00	11/29/11 03:31	1
Chloroform	2.3	U	2.3	0.14	ug/Kg	☼	11/18/11 19:00	11/29/11 03:31	1
Chloromethane	2.3	U	2.3	0.19	ug/Kg	☼	11/18/11 19:00	11/29/11 03:31	1
1,1-Dichloroethane	2.3	U	2.3	0.17	ug/Kg	☼	11/18/11 19:00	11/29/11 03:31	1
1,2-Dichloroethane	**0.35**	**J**	2.3	0.16	ug/Kg	☼	11/18/11 19:00	11/29/11 03:31	1
1,1-Dichloroethene	2.3	U	2.3	0.24	ug/Kg	☼	11/18/11 19:00	11/29/11 03:31	1
1,2-Dichloropropane	2.3	U	2.3	0.32	ug/Kg	☼	11/18/11 19:00	11/29/11 03:31	1
cis-1,3-Dichloropropene	2.3	U	2.3	0.16	ug/Kg	☼	11/18/11 19:00	11/29/11 03:31	1
trans-1,3-Dichloropropene	2.3	U	2.3	0.25	ug/Kg	☼	11/18/11 19:00	11/29/11 03:31	1
Ethylbenzene	2.3	U	2.3	0.12	ug/Kg	☼	11/18/11 19:00	11/29/11 03:31	1
2-Hexanone	9.3	U	9.3	0.29	ug/Kg	☼	11/18/11 19:00	11/29/11 03:31	1
Methylene Chloride	2.3	U	2.3	0.31	ug/Kg	☼	11/18/11 19:00	11/29/11 03:31	1
4-Methyl-2-pentanone (MIBK)	9.3	U	9.3	0.25	ug/Kg	☼	11/18/11 19:00	11/29/11 03:31	1
Styrene	2.3	U	2.3	0.070	ug/Kg	☼	11/18/11 19:00	11/29/11 03:31	1
1,1,2,2-Tetrachloroethane	2.3	U	2.3	0.16	ug/Kg	☼	11/18/11 19:00	11/29/11 03:31	1
Tetrachloroethene	2.3	U	2.3	0.24	ug/Kg	☼	11/18/11 19:00	11/29/11 03:31	1
Toluene	2.3	U	2.3	0.13	ug/Kg	☼	11/18/11 19:00	11/29/11 03:31	1
Trichloroethene	2.3	U	2.3	0.20	ug/Kg	☼	11/18/11 19:00	11/29/11 03:31	1
Vinyl chloride	2.3	U	2.3	0.18	ug/Kg	☼	11/18/11 19:00	11/29/11 03:31	1
Xylenes, Total	4.7	U	4.7	0.31	ug/Kg	☼	11/18/11 19:00	11/29/11 03:31	1
1,1,1-Trichloroethane	2.3	U	2.3	0.26	ug/Kg	☼	11/18/11 19:00	11/29/11 03:31	1
1,1,2-Trichloroethane	2.3	U	2.3	0.18	ug/Kg	☼	11/18/11 19:00	11/29/11 03:31	1
Cyclohexane	4.7	U	4.7	0.15	ug/Kg	☼	11/18/11 19:00	11/29/11 03:31	1
1,2-Dibromo-3-Chloropropane	4.7	U	4.7	0.61	ug/Kg	☼	11/18/11 19:00	11/29/11 03:31	1
Ethylene Dibromide	2.3	U	2.3	0.23	ug/Kg	☼	11/18/11 19:00	11/29/11 03:31	1
Dichlorodifluoromethane	2.3	U	2.3	0.23	ug/Kg	☼	11/18/11 19:00	11/29/11 03:31	1
cis-1,2-Dichloroethene	2.3	U	2.3	0.17	ug/Kg	☼	11/18/11 19:00	11/29/11 03:31	1
trans-1,2-Dichloroethene	2.3	U	2.3	0.19	ug/Kg	☼	11/18/11 19:00	11/29/11 03:31	1
Isopropylbenzene	2.3	U	2.3	0.075	ug/Kg	☼	11/18/11 19:00	11/29/11 03:31	1
Methyl acetate	4.7	U	4.7	0.65	ug/Kg	☼	11/18/11 19:00	11/29/11 03:31	1
Methyl tert-butyl ether	9.3	U	9.3	0.20	ug/Kg	☼	11/18/11 19:00	11/29/11 03:31	1
1,1,2-Trichloro-1,2,2-trifluoroethane	2.3	U	2.3	0.61	ug/Kg	☼	11/18/11 19:00	11/29/11 03:31	1
1,2,4-Trichlorobenzene	2.3	U	2.3	0.13	ug/Kg	☼	11/18/11 19:00	11/29/11 03:31	1
1,2-Dichlorobenzene	2.3	U	2.3	0.17	ug/Kg	☼	11/18/11 19:00	11/29/11 03:31	1
1,3-Dichlorobenzene	2.3	U	2.3	0.16	ug/Kg	☼	11/18/11 19:00	11/29/11 03:31	1
1,4-Dichlorobenzene	2.3	U	2.3	0.31	ug/Kg	☼	11/18/11 19:00	11/29/11 03:31	1
Trichlorofluoromethane	2.3	U	2.3	0.16	ug/Kg	☼	11/18/11 19:00	11/29/11 03:31	1
Chlorodibromomethane	2.3	U	2.3	0.26	ug/Kg	☼	11/18/11 19:00	11/29/11 03:31	1
Methylcyclohexane	4.7	U	4.7	0.14	ug/Kg	☼	11/18/11 19:00	11/29/11 03:31	1

Client: Conestoga-Rovers & Associates, Inc.
Project/Site: 17324-T07, RACER Former MTM

TestAmerica Job ID: 240-6099-1

Client Sample ID: S-017324-111711-TP-004
Date Collected: 11/17/11 14:30
Date Received: 11/18/11 09:15

Lab Sample ID: 240-6099-4
Matrix: Solid
Percent Solids: 84.8

Surrogate	%Recovery	Qualifier	Limits	Prepared	Analyzed	Dil Fac
1,2-Dichloroethane-d4 (Surr)	*88*		*58 - 123*	*11/18/11 19:00*	*11/29/11 03:31*	*1*
4-Bromofluorobenzene (Surr)	*89*		*52 - 136*	*11/18/11 19:00*	*11/29/11 03:31*	*1*
Toluene-d8 (Surr)	*101*		*67 - 125*	*11/18/11 19:00*	*11/29/11 03:31*	*1*
Dibromofluoromethane (Surr)	*97*		*37 - 132*	*11/18/11 19:00*	*11/29/11 03:31*	*1*

Method: 8270C - Semivolatile Organic Compounds (GC/MS)

Analyte	Result	Qualifier	RL	MDL	Unit	D	Prepared	Analyzed	Dil Fac
1,1'-Biphenyl	150	U	150	79	ug/Kg	☼	11/22/11 09:33	11/30/11 19:27	2.5
2,2'-oxybis[1-chloropropane]	290	U	290	28	ug/Kg	☼	11/22/11 09:33	11/30/11 19:27	2.5
2,4,5-Trichlorophenol	440	U	440	73	ug/Kg	☼	11/22/11 09:33	11/30/11 19:27	2.5
2,4,6-Trichlorophenol	440	U	440	240	ug/Kg	☼	11/22/11 09:33	11/30/11 19:27	2.5
2,4-Dichlorophenol	440	U	440	59	ug/Kg	☼	11/22/11 09:33	11/30/11 19:27	2.5
2,4-Dimethylphenol	440	U	440	59	ug/Kg	☼	11/22/11 09:33	11/30/11 19:27	2.5
2,4-Dinitrophenol	970	U	970	240	ug/Kg	☼	11/22/11 09:33	11/30/11 19:27	2.5
2,4-Dinitrotoluene	590	U	590	79	ug/Kg	☼	11/22/11 09:33	11/30/11 19:27	2.5
2,6-Dinitrotoluene	590	U	590	62	ug/Kg	☼	11/22/11 09:33	11/30/11 19:27	2.5
2-Chloronaphthalene	150	U	150	9.7	ug/Kg	☼	11/22/11 09:33	11/30/11 19:27	2.5
2-Chlorophenol	150	U	150	79	ug/Kg	☼	11/22/11 09:33	11/30/11 19:27	2.5
2-Methylnaphthalene	**52**		20	9.7	ug/Kg	☼	11/22/11 09:33	11/30/11 19:27	2.5
2-Methylphenol	590	U	590	240	ug/Kg	☼	11/22/11 09:33	11/30/11 19:27	2.5
2-Nitroaniline	590	U	590	27	ug/Kg	☼	11/22/11 09:33	11/30/11 19:27	2.5
2-Nitrophenol	150	U	150	79	ug/Kg	☼	11/22/11 09:33	11/30/11 19:27	2.5
3,3'-Dichlorobenzidine	290	U	290	53	ug/Kg	☼	11/22/11 09:33	11/30/11 19:27	2.5
3-Nitroaniline	590	U	590	47	ug/Kg	☼	11/22/11 09:33	11/30/11 19:27	2.5
4,6-Dinitro-2-methylphenol	440	U	440	240	ug/Kg	☼	11/22/11 09:33	11/30/11 19:27	2.5
4-Bromophenyl phenyl ether	150	U	150	38	ug/Kg	☼	11/22/11 09:33	11/30/11 19:27	2.5
4-Chloro-3-methylphenol	440	U	440	62	ug/Kg	☼	11/22/11 09:33	11/30/11 19:27	2.5
4-Chloroaniline	440	U	440	50	ug/Kg	☼	11/22/11 09:33	11/30/11 19:27	2.5
4-Chlorophenyl phenyl ether	150	U	150	38	ug/Kg	☼	11/22/11 09:33	11/30/11 19:27	2.5
4-Nitroaniline	590	U	590	76	ug/Kg	☼	11/22/11 09:33	11/30/11 19:27	2.5
4-Nitrophenol	970	U	970	240	ug/Kg	☼	11/22/11 09:33	11/30/11 19:27	2.5
Acenaphthene	20	U	20	9.7	ug/Kg	☼	11/22/11 09:33	11/30/11 19:27	2.5
Acenaphthylene	**12**	**J**	20	9.7	ug/Kg	☼	11/22/11 09:33	11/30/11 19:27	2.5
Acetophenone	290	U	290	27	ug/Kg	☼	11/22/11 09:33	11/30/11 19:27	2.5
Anthracene	**26**		20	9.7	ug/Kg	☼	11/22/11 09:33	11/30/11 19:27	2.5
Atrazine	590	U	590	27	ug/Kg	☼	11/22/11 09:33	11/30/11 19:27	2.5
Benzaldehyde	290	U	290	35	ug/Kg	☼	11/22/11 09:33	11/30/11 19:27	2.5
Benzo[a]anthracene	**92**		20	9.7	ug/Kg	☼	11/22/11 09:33	11/30/11 19:27	2.5
Benzo[a]pyrene	**91**		20	9.7	ug/Kg	☼	11/22/11 09:33	11/30/11 19:27	2.5
Benzo[b]fluoranthene	**140**		20	9.7	ug/Kg	☼	11/22/11 09:33	11/30/11 19:27	2.5
Benzo[g,h,i]perylene	**60**		20	9.7	ug/Kg	☼	11/22/11 09:33	11/30/11 19:27	2.5
Benzo[k]fluoranthene	**54**		20	9.7	ug/Kg	☼	11/22/11 09:33	11/30/11 19:27	2.5
Bis(2-chloroethoxy)methane	290	U	290	65	ug/Kg	☼	11/22/11 09:33	11/30/11 19:27	2.5
Bis(2-chloroethyl)ether	290	U	290	5.9	ug/Kg	☼	11/22/11 09:33	11/30/11 19:27	2.5
Bis(2-ethylhexyl) phthalate	**100**	**J B**	150	56	ug/Kg	☼	11/22/11 09:33	11/30/11 19:27	2.5
Butyl benzyl phthalate	150	U	150	29	ug/Kg	☼	11/22/11 09:33	11/30/11 19:27	2.5
Caprolactam	970	U	970	110	ug/Kg	☼	11/22/11 09:33	11/30/11 19:27	2.5
Carbazole	150	U	150	79	ug/Kg	☼	11/22/11 09:33	11/30/11 19:27	2.5
Chrysene	**120**		20	3.2	ug/Kg	☼	11/22/11 09:33	11/30/11 19:27	2.5
Dibenz(a,h)anthracene	20	U	20	9.7	ug/Kg	☼	11/22/11 09:33	11/30/11 19:27	2.5
Dibenzofuran	**16**	**J**	150	9.7	ug/Kg	☼	11/22/11 09:33	11/30/11 19:27	2.5

Client Sample ID: S-017324-111711-TP-004
Date Collected: 11/17/11 14:30
Date Received: 11/18/11 09:15

Lab Sample ID: 240-6099-4
Matrix: Solid
Percent Solids: 84.8

Method: 8270C - Semivolatile Organic Compounds (GC/MS) (Continued)

Analyte	Result	Qualifier	RL	MDL	Unit	D	Prepared	Analyzed	Dil Fac
Diethyl phthalate	150	U	150	47	ug/Kg	☼	11/22/11 09:33	11/30/11 19:27	2.5
Dimethyl phthalate	150	U	150	50	ug/Kg	☼	11/22/11 09:33	11/30/11 19:27	2.5
Di-n-butyl phthalate	150	U	150	44	ug/Kg	☼	11/22/11 09:33	11/30/11 19:27	2.5
Di-n-octyl phthalate	150	U	150	79	ug/Kg	☼	11/22/11 09:33	11/30/11 19:27	2.5
Fluoranthene	**180**		20	9.7	ug/Kg	☼	11/22/11 09:33	11/30/11 19:27	2.5
Fluorene	**16**	**J**	20	9.7	ug/Kg	☼	11/22/11 09:33	11/30/11 19:27	2.5
Hexachlorobenzene	20	U	20	6.2	ug/Kg	☼	11/22/11 09:33	11/30/11 19:27	2.5
Hexachlorobutadiene	150	U	150	79	ug/Kg	☼	11/22/11 09:33	11/30/11 19:27	2.5
Hexachlorocyclopentadiene	970	U	970	79	ug/Kg	☼	11/22/11 09:33	11/30/11 19:27	2.5
Hexachloroethane	150	U	150	26	ug/Kg	☼	11/22/11 09:33	11/30/11 19:27	2.5
Indeno[1,2,3-cd]pyrene	**55**		20	9.7	ug/Kg	☼	11/22/11 09:33	11/30/11 19:27	2.5
Isophorone	150	U	150	38	ug/Kg	☼	11/22/11 09:33	11/30/11 19:27	2.5
Naphthalene	**38**		20	9.7	ug/Kg	☼	11/22/11 09:33	11/30/11 19:27	2.5
Nitrobenzene	290	U	290	6.5	ug/Kg	☼	11/22/11 09:33	11/30/11 19:27	2.5
N-Nitrosodi-n-propylamine	150	U	150	79	ug/Kg	☼	11/22/11 09:33	11/30/11 19:27	2.5
N-Nitrosodiphenylamine	150	U	150	62	ug/Kg	☼	11/22/11 09:33	11/30/11 19:27	2.5
Pentachlorophenol	440	U	440	240	ug/Kg	☼	11/22/11 09:33	11/30/11 19:27	2.5
Phenol	150	U	150	79	ug/Kg	☼	11/22/11 09:33	11/30/11 19:27	2.5
Phenanthrene	**140**		20	9.7	ug/Kg	☼	11/22/11 09:33	11/30/11 19:27	2.5
Pyrene	**160**		20	9.7	ug/Kg	☼	11/22/11 09:33	11/30/11 19:27	2.5
3 & 4 Methylphenol	1200	U	1200	59	ug/Kg	☼	11/22/11 09:33	11/30/11 19:27	2.5

Surrogate	*%Recovery*	*Qualifier*	*Limits*	*Prepared*	*Analyzed*	*Dil Fac*
2-Fluorobiphenyl (Surr)	*55*		*34 - 110*	*11/22/11 09:33*	*11/30/11 19:27*	*2.5*
2-Fluorophenol (Surr)	*58*		*26 - 110*	*11/22/11 09:33*	*11/30/11 19:27*	*2.5*
2,4,6-Tribromophenol (Surr)	*53*		*10 - 118*	*11/22/11 09:33*	*11/30/11 19:27*	*2.5*
Nitrobenzene-d5 (Surr)	*51*		*24 - 112*	*11/22/11 09:33*	*11/30/11 19:27*	*2.5*
Phenol-d5 (Surr)	*58*		*28 - 110*	*11/22/11 09:33*	*11/30/11 19:27*	*2.5*
Terphenyl-d14 (Surr)	*72*		*41 - 119*	*11/22/11 09:33*	*11/30/11 19:27*	*2.5*

Method: 8082 - Polychlorinated Biphenyls (PCBs) by Gas Chromatography

Analyte	Result	Qualifier	RL	MDL	Unit	D	Prepared	Analyzed	Dil Fac
Aroclor-1016	39	U	39	25	ug/Kg	☼	11/22/11 09:37	11/28/11 18:14	1
Aroclor-1221	39	U	39	19	ug/Kg	☼	11/22/11 09:37	11/28/11 18:14	1
Aroclor-1232	39	U	39	16	ug/Kg	☼	11/22/11 09:37	11/28/11 18:14	1
Aroclor-1242	39	U	39	15	ug/Kg	☼	11/22/11 09:37	11/28/11 18:14	1
Aroclor-1248	39	U	39	20	ug/Kg	☼	11/22/11 09:37	11/28/11 18:14	1
Aroclor-1254	39	U	39	20	ug/Kg	☼	11/22/11 09:37	11/28/11 18:14	1
Aroclor-1260	39	U	39	20	ug/Kg	☼	11/22/11 09:37	11/28/11 18:14	1

Surrogate	*%Recovery*	*Qualifier*	*Limits*	*Prepared*	*Analyzed*	*Dil Fac*
Tetrachloro-m-xylene	*71*		*29 - 151*	*11/22/11 09:37*	*11/28/11 18:14*	*1*
DCB Decachlorobiphenyl	*69*		*14 - 163*	*11/22/11 09:37*	*11/28/11 18:14*	*1*

Method: 6010B - Metals (ICP)

Analyte	Result	Qualifier	RL	MDL	Unit	D	Prepared	Analyzed	Dil Fac
Aluminum	**6900**		89	43	mg/Kg	☼	11/21/11 10:05	11/29/11 13:42	4
Antimony	1.1	U	1.1	0.43	mg/Kg	☼	11/21/11 10:05	11/28/11 22:36	1
Barium	**58**	**B**	22	0.079	mg/Kg	☼	11/21/11 10:05	11/28/11 22:36	1
Beryllium	**0.42**	**J B**	0.56	0.048	mg/Kg	☼	11/21/11 10:05	11/28/11 22:36	1
Calcium	**110000**	**B**	2200	71	mg/Kg	☼	11/21/11 10:05	11/29/11 13:42	4

Client: Conestoga-Rovers & Associates, Inc.
Project/Site: 17324-T07, RACER Former MTM

TestAmerica Job ID: 240-6099-1

Client Sample ID: S-017324-111711-TP-004
Date Collected: 11/17/11 14:30
Date Received: 11/18/11 09:15

Lab Sample ID: 240-6099-4
Matrix: Solid
Percent Solids: 84.8

Method: 6010B - Metals (ICP) (Continued)

Analyte	Result	Qualifier	RL	MDL	Unit	D	Prepared	Analyzed	Dil Fac
Cadmium	0.071	J	0.22	0.040	mg/Kg	☼	11/21/11 10:05	11/28/11 22:36	1
Cobalt	6.8		5.6	0.18	mg/Kg	☼	11/21/11 10:05	11/28/11 22:36	1
Chromium	11		0.56	0.22	mg/Kg	☼	11/21/11 10:05	11/28/11 22:36	1
Copper	18		2.8	0.82	mg/Kg	☼	11/21/11 10:05	11/28/11 22:36	1
Iron	16000		11	5.5	mg/Kg	☼	11/21/11 10:05	11/28/11 22:36	1
Potassium	1700	B	560	6.9	mg/Kg	☼	11/21/11 10:05	11/28/11 22:36	1
Magnesium	45000	B	560	5.7	mg/Kg	☼	11/21/11 10:05	11/28/11 22:36	1
Manganese	330		6.7	0.33	mg/Kg	☼	11/21/11 10:05	11/29/11 13:42	4
Silver	0.56	U	0.56	0.11	mg/Kg	☼	11/21/11 10:05	11/28/11 22:36	1
Sodium	160	J	560	73	mg/Kg	☼	11/21/11 10:05	11/28/11 22:36	1
Nickel	22		18	1.2	mg/Kg	☼	11/21/11 10:05	11/29/11 13:42	4
Vanadium	17		5.6	0.13	mg/Kg	☼	11/21/11 10:05	11/28/11 22:36	1
Zinc	56		8.9	4.5	mg/Kg	☼	11/21/11 10:05	11/29/11 13:42	4
Arsenic	7.9		1.1	0.33	mg/Kg	☼	11/21/11 10:05	11/28/11 22:36	1
Lead	8.4		0.33	0.21	mg/Kg	☼	11/21/11 10:05	11/28/11 22:36	1
Selenium	0.56	U	0.56	0.50	mg/Kg	☼	11/21/11 10:05	11/28/11 22:36	1
Thallium	1.1	U	1.1	0.61	mg/Kg	☼	11/21/11 10:05	11/28/11 22:36	1

Method: 7471A - Mercury (CVAA)

Analyte	Result	Qualifier	RL	MDL	Unit	D	Prepared	Analyzed	Dil Fac
Mercury	0.12	U	0.12	0.017	mg/Kg	☼	11/21/11 14:25	11/30/11 09:15	1

Client: Conestoga-Rovers & Associates, Inc.
Project/Site: 17324-T07, RACER Former MTM

TestAmerica Job ID: 240-6099-1

Client Sample ID: S-017324-111711-TP-005
Date Collected: 11/17/11 14:45
Date Received: 11/18/11 09:15

Lab Sample ID: 240-6099-5
Matrix: Solid
Percent Solids: 88.7

Method: 8260B - Volatile Organic Compounds (GC/MS)

Analyte	Result	Qualifier	RL	MDL	Unit	D	Prepared	Analyzed	Dil Fac
Acetone	10	U	10	3.2	ug/Kg	☼	11/18/11 19:00	11/29/11 03:52	1
Benzene	2.5	U	2.5	0.12	ug/Kg	☼	11/18/11 19:00	11/29/11 03:52	1
Dichlorobromomethane	2.5	U	2.5	0.14	ug/Kg	☼	11/18/11 19:00	11/29/11 03:52	1
Bromoform	2.5	U	2.5	0.17	ug/Kg	☼	11/18/11 19:00	11/29/11 03:52	1
Bromomethane	2.5	U	2.5	0.27	ug/Kg	☼	11/18/11 19:00	11/29/11 03:52	1
2-Butanone (MEK)	10	U	10	0.71	ug/Kg	☼	11/18/11 19:00	11/29/11 03:52	1
Carbon disulfide	2.5	U	2.5	0.22	ug/Kg	☼	11/18/11 19:00	11/29/11 03:52	1
Carbon tetrachloride	2.5	U	2.5	0.19	ug/Kg	☼	11/18/11 19:00	11/29/11 03:52	1
Chlorobenzene	2.5	U	2.5	0.17	ug/Kg	☼	11/18/11 19:00	11/29/11 03:52	1
Chloroethane	2.5	U	2.5	0.44	ug/Kg	☼	11/18/11 19:00	11/29/11 03:52	1
Chloroform	2.5	U	2.5	0.15	ug/Kg	☼	11/18/11 19:00	11/29/11 03:52	1
Chloromethane	2.5	U	2.5	0.21	ug/Kg	☼	11/18/11 19:00	11/29/11 03:52	1
1,1-Dichloroethane	2.5	U	2.5	0.18	ug/Kg	☼	11/18/11 19:00	11/29/11 03:52	1
1,2-Dichloroethane	**0.41**	**J**	2.5	0.17	ug/Kg	☼	11/18/11 19:00	11/29/11 03:52	1
1,1-Dichloroethene	2.5	U	2.5	0.26	ug/Kg	☼	11/18/11 19:00	11/29/11 03:52	1
1,2-Dichloropropane	2.5	U	2.5	0.35	ug/Kg	☼	11/18/11 19:00	11/29/11 03:52	1
cis-1,3-Dichloropropene	2.5	U	2.5	0.17	ug/Kg	☼	11/18/11 19:00	11/29/11 03:52	1
trans-1,3-Dichloropropene	2.5	U	2.5	0.27	ug/Kg	☼	11/18/11 19:00	11/29/11 03:52	1
Ethylbenzene	2.5	U	2.5	0.13	ug/Kg	☼	11/18/11 19:00	11/29/11 03:52	1
2-Hexanone	10	U	10	0.32	ug/Kg	☼	11/18/11 19:00	11/29/11 03:52	1
Methylene Chloride	2.5	U	2.5	0.34	ug/Kg	☼	11/18/11 19:00	11/29/11 03:52	1
4-Methyl-2-pentanone (MIBK)	10	U	10	0.27	ug/Kg	☼	11/18/11 19:00	11/29/11 03:52	1
Styrene	2.5	U	2.5	0.076	ug/Kg	☼	11/18/11 19:00	11/29/11 03:52	1
1,1,2,2-Tetrachloroethane	2.5	U	2.5	0.17	ug/Kg	☼	11/18/11 19:00	11/29/11 03:52	1
Tetrachloroethene	2.5	U	2.5	0.26	ug/Kg	☼	11/18/11 19:00	11/29/11 03:52	1
Toluene	2.5	U	2.5	0.14	ug/Kg	☼	11/18/11 19:00	11/29/11 03:52	1
Trichloroethene	2.5	U	2.5	0.21	ug/Kg	☼	11/18/11 19:00	11/29/11 03:52	1
Vinyl chloride	2.5	U	2.5	0.20	ug/Kg	☼	11/18/11 19:00	11/29/11 03:52	1
Xylenes, Total	5.1	U	5.1	0.34	ug/Kg	☼	11/18/11 19:00	11/29/11 03:52	1
1,1,1-Trichloroethane	2.5	U	2.5	0.28	ug/Kg	☼	11/18/11 19:00	11/29/11 03:52	1
1,1,2-Trichloroethane	2.5	U	2.5	0.20	ug/Kg	☼	11/18/11 19:00	11/29/11 03:52	1
Cyclohexane	5.1	U	5.1	0.17	ug/Kg	☼	11/18/11 19:00	11/29/11 03:52	1
1,2-Dibromo-3-Chloropropane	5.1	U	5.1	0.66	ug/Kg	☼	11/18/11 19:00	11/29/11 03:52	1
Ethylene Dibromide	2.5	U	2.5	0.25	ug/Kg	☼	11/18/11 19:00	11/29/11 03:52	1
Dichlorodifluoromethane	2.5	U	2.5	0.25	ug/Kg	☼	11/18/11 19:00	11/29/11 03:52	1
cis-1,2-Dichloroethene	2.5	U	2.5	0.18	ug/Kg	☼	11/18/11 19:00	11/29/11 03:52	1
trans-1,2-Dichloroethene	2.5	U	2.5	0.21	ug/Kg	☼	11/18/11 19:00	11/29/11 03:52	1
Isopropylbenzene	2.5	U	2.5	0.081	ug/Kg	☼	11/18/11 19:00	11/29/11 03:52	1
Methyl acetate	5.1	U	5.1	0.71	ug/Kg	☼	11/18/11 19:00	11/29/11 03:52	1
Methyl tert-butyl ether	10	U	10	0.22	ug/Kg	☼	11/18/11 19:00	11/29/11 03:52	1
1,1,2-Trichloro-1,2,2-trifluoroethane	2.5	U	2.5	0.66	ug/Kg	☼	11/18/11 19:00	11/29/11 03:52	1
1,2,4-Trichlorobenzene	2.5	U	2.5	0.14	ug/Kg	☼	11/18/11 19:00	11/29/11 03:52	1
1,2-Dichlorobenzene	2.5	U	2.5	0.18	ug/Kg	☼	11/18/11 19:00	11/29/11 03:52	1
1,3-Dichlorobenzene	2.5	U	2.5	0.18	ug/Kg	☼	11/18/11 19:00	11/29/11 03:52	1
1,4-Dichlorobenzene	2.5	U	2.5	0.34	ug/Kg	☼	11/18/11 19:00	11/29/11 03:52	1
Trichlorofluoromethane	2.5	U	2.5	0.17	ug/Kg	☼	11/18/11 19:00	11/29/11 03:52	1
Chlorodibromomethane	2.5	U	2.5	0.28	ug/Kg	☼	11/18/11 19:00	11/29/11 03:52	1
Methylcyclohexane	5.1	U	5.1	0.16	ug/Kg	☼	11/18/11 19:00	11/29/11 03:52	1

Client Sample ID: S-017324-111711-TP-005
Date Collected: 11/17/11 14:45
Date Received: 11/18/11 09:15

Lab Sample ID: 240-6099-5
Matrix: Solid
Percent Solids: 88.7

Surrogate	%Recovery	Qualifier	Limits	Prepared	Analyzed	Dil Fac
1,2-Dichloroethane-d4 (Surr)	*91*		*58 - 123*	*11/18/11 19:00*	*11/29/11 03:52*	*1*
4-Bromofluorobenzene (Surr)	*92*		*52 - 136*	*11/18/11 19:00*	*11/29/11 03:52*	*1*
Toluene-d8 (Surr)	*102*		*67 - 125*	*11/18/11 19:00*	*11/29/11 03:52*	*1*
Dibromofluoromethane (Surr)	*100*		*37 - 132*	*11/18/11 19:00*	*11/29/11 03:52*	*1*

Method: 8270C - Semivolatile Organic Compounds (GC/MS)

Analyte	Result	Qualifier	RL	MDL	Unit	D	Prepared	Analyzed	Dil Fac
1,1'-Biphenyl	56	U	56	30	ug/Kg	☼	11/22/11 09:33	11/30/11 01:03	1
2,2'-oxybis[1-chloropropane]	110	U	110	11	ug/Kg	☼	11/22/11 09:33	11/30/11 01:03	1
2,4,5-Trichlorophenol	170	U	170	28	ug/Kg	☼	11/22/11 09:33	11/30/11 01:03	1
2,4,6-Trichlorophenol	170	U	170	90	ug/Kg	☼	11/22/11 09:33	11/30/11 01:03	1
2,4-Dichlorophenol	170	U	170	22	ug/Kg	☼	11/22/11 09:33	11/30/11 01:03	1
2,4-Dimethylphenol	170	U	170	22	ug/Kg	☼	11/22/11 09:33	11/30/11 01:03	1
2,4-Dinitrophenol	370	U	370	90	ug/Kg	☼	11/22/11 09:33	11/30/11 01:03	1
2,4-Dinitrotoluene	220	U	220	30	ug/Kg	☼	11/22/11 09:33	11/30/11 01:03	1
2,6-Dinitrotoluene	220	U	220	24	ug/Kg	☼	11/22/11 09:33	11/30/11 01:03	1
2-Chloronaphthalene	56	U	56	3.7	ug/Kg	☼	11/22/11 09:33	11/30/11 01:03	1
2-Chlorophenol	56	U	56	30	ug/Kg	☼	11/22/11 09:33	11/30/11 01:03	1
2-Methylnaphthalene	7.5	U	7.5	3.7	ug/Kg	☼	11/22/11 09:33	11/30/11 01:03	1
2-Methylphenol	220	U	220	90	ug/Kg	☼	11/22/11 09:33	11/30/11 01:03	1
2-Nitroaniline	220	U	220	10	ug/Kg	☼	11/22/11 09:33	11/30/11 01:03	1
2-Nitrophenol	56	U	56	30	ug/Kg	☼	11/22/11 09:33	11/30/11 01:03	1
3,3'-Dichlorobenzidine	110	U	110	20	ug/Kg	☼	11/22/11 09:33	11/30/11 01:03	1
3-Nitroaniline	220	U	220	18	ug/Kg	☼	11/22/11 09:33	11/30/11 01:03	1
4,6-Dinitro-2-methylphenol	170	U	170	90	ug/Kg	☼	11/22/11 09:33	11/30/11 01:03	1
4-Bromophenyl phenyl ether	56	U	56	15	ug/Kg	☼	11/22/11 09:33	11/30/11 01:03	1
4-Chloro-3-methylphenol	170	U	170	24	ug/Kg	☼	11/22/11 09:33	11/30/11 01:03	1
4-Chloroaniline	170	U	170	19	ug/Kg	☼	11/22/11 09:33	11/30/11 01:03	1
4-Chlorophenyl phenyl ether	56	U	56	15	ug/Kg	☼	11/22/11 09:33	11/30/11 01:03	1
4-Nitroaniline	220	U	220	29	ug/Kg	☼	11/22/11 09:33	11/30/11 01:03	1
4-Nitrophenol	370	U	370	90	ug/Kg	☼	11/22/11 09:33	11/30/11 01:03	1
Acenaphthene	7.5	U	7.5	3.7	ug/Kg	☼	11/22/11 09:33	11/30/11 01:03	1
Acenaphthylene	7.5	U	7.5	3.7	ug/Kg	☼	11/22/11 09:33	11/30/11 01:03	1
Acetophenone	110	U	110	10	ug/Kg	☼	11/22/11 09:33	11/30/11 01:03	1
Anthracene	7.5	U	7.5	3.7	ug/Kg	☼	11/22/11 09:33	11/30/11 01:03	1
Atrazine	220	U	220	10	ug/Kg	☼	11/22/11 09:33	11/30/11 01:03	1
Benzaldehyde	110	U	110	13	ug/Kg	☼	11/22/11 09:33	11/30/11 01:03	1
Benzo[a]anthracene	7.5	U	7.5	3.7	ug/Kg	☼	11/22/11 09:33	11/30/11 01:03	1
Benzo[a]pyrene	7.5	U	7.5	3.7	ug/Kg	☼	11/22/11 09:33	11/30/11 01:03	1
Benzo[b]fluoranthene	**8.6**		7.5	3.7	ug/Kg	☼	11/22/11 09:33	11/30/11 01:03	1
Benzo[g,h,i]perylene	7.5	U	7.5	3.7	ug/Kg	☼	11/22/11 09:33	11/30/11 01:03	1
Benzo[k]fluoranthene	7.5	U	7.5	3.7	ug/Kg	☼	11/22/11 09:33	11/30/11 01:03	1
Bis(2-chloroethoxy)methane	110	U	110	25	ug/Kg	☼	11/22/11 09:33	11/30/11 01:03	1
Bis(2-chloroethyl)ether	110	U	110	2.2	ug/Kg	☼	11/22/11 09:33	11/30/11 01:03	1
Bis(2-ethylhexyl) phthalate	**200**	**B**	56	21	ug/Kg	☼	11/22/11 09:33	11/30/11 01:03	1
Butyl benzyl phthalate	56	U	56	11	ug/Kg	☼	11/22/11 09:33	11/30/11 01:03	1
Caprolactam	370	U	370	42	ug/Kg	☼	11/22/11 09:33	11/30/11 01:03	1
Carbazole	56	U	56	30	ug/Kg	☼	11/22/11 09:33	11/30/11 01:03	1
Chrysene	7.5	U	7.5	1.2	ug/Kg	☼	11/22/11 09:33	11/30/11 01:03	1
Dibenz(a,h)anthracene	7.5	U	7.5	3.7	ug/Kg	☼	11/22/11 09:33	11/30/11 01:03	1
Dibenzofuran	56	U	56	3.7	ug/Kg	☼	11/22/11 09:33	11/30/11 01:03	1

Client Sample ID: S-017324-111711-TP-005
Date Collected: 11/17/11 14:45
Date Received: 11/18/11 09:15

Lab Sample ID: 240-6099-5
Matrix: Solid
Percent Solids: 88.7

Method: 8270C - Semivolatile Organic Compounds (GC/MS) (Continued)

Analyte	Result	Qualifier	RL	MDL	Unit	D	Prepared	Analyzed	Dil Fac
Diethyl phthalate	56	U	56	18	ug/Kg	☼	11/22/11 09:33	11/30/11 01:03	1
Dimethyl phthalate	56	U	56	19	ug/Kg	☼	11/22/11 09:33	11/30/11 01:03	1
Di-n-butyl phthalate	56	U	56	17	ug/Kg	☼	11/22/11 09:33	11/30/11 01:03	1
Di-n-octyl phthalate	56	U	56	30	ug/Kg	☼	11/22/11 09:33	11/30/11 01:03	1
Fluoranthene	**7.6**		7.5	3.7	ug/Kg	☼	11/22/11 09:33	11/30/11 01:03	1
Fluorene	7.5	U	7.5	3.7	ug/Kg	☼	11/22/11 09:33	11/30/11 01:03	1
Hexachlorobenzene	7.5	U	7.5	2.4	ug/Kg	☼	11/22/11 09:33	11/30/11 01:03	1
Hexachlorobutadiene	56	U	56	30	ug/Kg	☼	11/22/11 09:33	11/30/11 01:03	1
Hexachlorocyclopentadiene	370	U	370	30	ug/Kg	☼	11/22/11 09:33	11/30/11 01:03	1
Hexachloroethane	56	U	56	10	ug/Kg	☼	11/22/11 09:33	11/30/11 01:03	1
Indeno[1,2,3-cd]pyrene	7.5	U	7.5	3.7	ug/Kg	☼	11/22/11 09:33	11/30/11 01:03	1
Isophorone	56	U	56	15	ug/Kg	☼	11/22/11 09:33	11/30/11 01:03	1
Naphthalene	7.5	U	7.5	3.7	ug/Kg	☼	11/22/11 09:33	11/30/11 01:03	1
Nitrobenzene	110	U	110	2.5	ug/Kg	☼	11/22/11 09:33	11/30/11 01:03	1
N-Nitrosodi-n-propylamine	56	U	56	30	ug/Kg	☼	11/22/11 09:33	11/30/11 01:03	1
N-Nitrosodiphenylamine	56	U	56	24	ug/Kg	☼	11/22/11 09:33	11/30/11 01:03	1
Pentachlorophenol	170	U	170	90	ug/Kg	☼	11/22/11 09:33	11/30/11 01:03	1
Phenol	56	U	56	30	ug/Kg	☼	11/22/11 09:33	11/30/11 01:03	1
Phenanthrene	7.5	U	7.5	3.7	ug/Kg	☼	11/22/11 09:33	11/30/11 01:03	1
Pyrene	**6.1**	**J**	7.5	3.7	ug/Kg	☼	11/22/11 09:33	11/30/11 01:03	1
3 & 4 Methylphenol	450	U	450	22	ug/Kg	☼	11/22/11 09:33	11/30/11 01:03	1

Surrogate	*%Recovery*	*Qualifier*	*Limits*	*Prepared*	*Analyzed*	*Dil Fac*
2-Fluorobiphenyl (Surr)	*48*		*34 - 110*	*11/22/11 09:33*	*11/30/11 01:03*	*1*
2-Fluorophenol (Surr)	*60*		*26 - 110*	*11/22/11 09:33*	*11/30/11 01:03*	*1*
2,4,6-Tribromophenol (Surr)	*32*		*10 - 118*	*11/22/11 09:33*	*11/30/11 01:03*	*1*
Nitrobenzene-d5 (Surr)	*50*		*24 - 112*	*11/22/11 09:33*	*11/30/11 01:03*	*1*
Phenol-d5 (Surr)	*55*		*28 - 110*	*11/22/11 09:33*	*11/30/11 01:03*	*1*
Terphenyl-d14 (Surr)	*63*		*41 - 119*	*11/22/11 09:33*	*11/30/11 01:03*	*1*

Method: 8082 - Polychlorinated Biphenyls (PCBs) by Gas Chromatography

Analyte	Result	Qualifier	RL	MDL	Unit	D	Prepared	Analyzed	Dil Fac
Aroclor-1016	37	U	37	24	ug/Kg	☼	11/22/11 09:37	11/28/11 18:28	1
Aroclor-1221	37	U	37	18	ug/Kg	☼	11/22/11 09:37	11/28/11 18:28	1
Aroclor-1232	37	U	37	16	ug/Kg	☼	11/22/11 09:37	11/28/11 18:28	1
Aroclor-1242	37	U	37	15	ug/Kg	☼	11/22/11 09:37	11/28/11 18:28	1
Aroclor-1248	37	U	37	19	ug/Kg	☼	11/22/11 09:37	11/28/11 18:28	1
Aroclor-1254	37	U	37	19	ug/Kg	☼	11/22/11 09:37	11/28/11 18:28	1
Aroclor-1260	37	U	37	19	ug/Kg	☼	11/22/11 09:37	11/28/11 18:28	1

Surrogate	*%Recovery*	*Qualifier*	*Limits*	*Prepared*	*Analyzed*	*Dil Fac*
Tetrachloro-m-xylene	*62*		*29 - 151*	*11/22/11 09:37*	*11/28/11 18:28*	*1*
DCB Decachlorobiphenyl	*68*		*14 - 163*	*11/22/11 09:37*	*11/28/11 18:28*	*1*

Method: 6010B - Metals (ICP)

Analyte	Result	Qualifier	RL	MDL	Unit	D	Prepared	Analyzed	Dil Fac
Aluminum	**6500**		21	10	mg/Kg	☼	11/21/11 10:05	11/30/11 07:22	1
Antimony	1.1	U	1.1	0.41	mg/Kg	☼	11/21/11 10:05	11/28/11 22:53	1
Barium	**49**	**B**	21	0.076	mg/Kg	☼	11/21/11 10:05	11/28/11 22:53	1
Beryllium	**0.40**	**J B**	0.53	0.046	mg/Kg	☼	11/21/11 10:05	11/28/11 22:53	1
Calcium	**110000**	**B**	2100	68	mg/Kg	☼	11/21/11 10:05	11/29/11 14:20	4

Client: Conestoga-Rovers & Associates, Inc.
Project/Site: 17324-T07, RACER Former MTM

TestAmerica Job ID: 240-6099-1

Client Sample ID: S-017324-111711-TP-005
Date Collected: 11/17/11 14:45
Date Received: 11/18/11 09:15

Lab Sample ID: 240-6099-5
Matrix: Solid
Percent Solids: 88.7

Method: 6010B - Metals (ICP) (Continued)

Analyte	Result	Qualifier	RL	MDL	Unit	D	Prepared	Analyzed	Dil Fac
Cadmium	0.095	J	0.21	0.038	mg/Kg	☼	11/21/11 10:05	11/28/11 22:53	1
Cobalt	5.7		5.3	0.17	mg/Kg	☼	11/21/11 10:05	11/28/11 22:53	1
Chromium	11		0.53	0.21	mg/Kg	☼	11/21/11 10:05	11/28/11 22:53	1
Copper	16		2.7	0.79	mg/Kg	☼	11/21/11 10:05	11/28/11 22:53	1
Iron	14000		11	5.2	mg/Kg	☼	11/21/11 10:05	11/28/11 22:53	1
Potassium	1400	B	530	6.6	mg/Kg	☼	11/21/11 10:05	11/28/11 22:53	1
Magnesium	51000	B	530	5.4	mg/Kg	☼	11/21/11 10:05	11/28/11 22:53	1
Manganese	260		1.6	0.079	mg/Kg	☼	11/21/11 10:05	11/30/11 07:22	1
Silver	0.53	U	0.53	0.11	mg/Kg	☼	11/21/11 10:05	11/28/11 22:53	1
Sodium	150	J	530	70	mg/Kg	☼	11/21/11 10:05	11/28/11 22:53	1
Nickel	15		4.3	0.29	mg/Kg	☼	11/21/11 10:05	11/30/11 07:22	1
Vanadium	17		5.3	0.13	mg/Kg	☼	11/21/11 10:05	11/28/11 22:53	1
Zinc	41		2.1	1.1	mg/Kg	☼	11/21/11 10:05	11/30/11 07:22	1
Arsenic	6.4		1.1	0.32	mg/Kg	☼	11/21/11 10:05	11/28/11 22:53	1
Lead	6.9		0.32	0.20	mg/Kg	☼	11/21/11 10:05	11/28/11 22:53	1
Selenium	0.53	U	0.53	0.48	mg/Kg	☼	11/21/11 10:05	11/28/11 22:53	1
Thallium	1.1	U	1.1	0.58	mg/Kg	☼	11/21/11 10:05	11/28/11 22:53	1

Method: 7471A - Mercury (CVAA)

Analyte	Result	Qualifier	RL	MDL	Unit	D	Prepared	Analyzed	Dil Fac
Mercury	0.094	U	0.094	0.014	mg/Kg	☼	11/21/11 14:25	11/30/11 09:19	1

Surrogate Summary

Client: Conestoga-Rovers & Associates, Inc.
Project/Site: 17324-T07, RACER Former MTM

TestAmerica Job ID: 240-6099-1

Method: 8260B - Volatile Organic Compounds (GC/MS)

Matrix: Solid **Prep Type: Total/NA**

		Percent Surrogate Recovery (Acceptance Limits)			
		12DCE	BFB	TOL	DBFM
Lab Sample ID	Client Sample ID	(58-123)	(52-136)	(67-125)	(37-132)
240-6099-1	S-017324-111711-TP-001	89	91	103	96
240-6099-2	S-017324-111711-TP-002	90	88	104	101
240-6099-4	S-017324-111711-TP-004	88	89	101	97
240-6099-5	S-017324-111711-TP-005	91	92	102	100
LCS 240-24807/6	Lab Control Sample	87	93	104	100
MB 240-24807/7	Method Blank	86	94	105	99

Surrogate Legend

12DCE = 1,2-Dichloroethane-d4 (Surr)
BFB = 4-Bromofluorobenzene (Surr)
TOL = Toluene-d8 (Surr)
DBFM = Dibromofluoromethane (Surr)

Method: 8270C - Semivolatile Organic Compounds (GC/MS)

Matrix: Solid **Prep Type: Total/NA**

		Percent Surrogate Recovery (Acceptance Limits)					
		FBP	2FP	TBP	NBZ	PHL	TPH
Lab Sample ID	Client Sample ID	(34-110)	(26-110)	(10-118)	(24-112)	(28-110)	(41-119)
240-6099-4	S-017324-111711-TP-004	55	58	53	51	58	72
240-6099-5	S-017324-111711-TP-005	48	60	32	50	55	63
LCS 240-24339/21-A	Lab Control Sample	59	66	59	65	65	74
MB 240-24339/20-A	Method Blank	55	62	53	58	58	70

Surrogate Legend

FBP = 2-Fluorobiphenyl (Surr)
2FP = 2-Fluorophenol (Surr)
TBP = 2,4,6-Tribromophenol (Surr)
NBZ = Nitrobenzene-d5 (Surr)
PHL = Phenol-d5 (Surr)
TPH = Terphenyl-d14 (Surr)

Method: 8082 - Polychlorinated Biphenyls (PCBs) by Gas Chromatography

Matrix: Solid **Prep Type: Total/NA**

		Percent Surrogate Recovery (Acceptance Limits)	
		TCX2	DCB2
Lab Sample ID	Client Sample ID	(29-151)	(14-163)
240-6099-4	S-017324-111711-TP-004	71	69
240-6099-5	S-017324-111711-TP-005	62	68
LCS 240-24341/23-A	Lab Control Sample	69	75
MB 240-24341/22-A	Method Blank	76	76

Surrogate Legend

TCX = Tetrachloro-m-xylene
DCB = DCB Decachlorobiphenyl

Method: 8260B - Volatile Organic Compounds (GC/MS)

Lab Sample ID: MB 240-24807/7
Matrix: Solid
Analysis Batch: 24807

Client Sample ID: Method Blank
Prep Type: Total/NA

Analyte	MB Result	MB Qualifier	RL	MDL	Unit	D	Prepared	Analyzed	Dil Fac
Acetone	20	U	20	6.3	ug/Kg			11/28/11 21:00	1
Benzene	5.0	U	5.0	0.23	ug/Kg			11/28/11 21:00	1
Dichlorobromomethane	5.0	U	5.0	0.28	ug/Kg			11/28/11 21:00	1
Bromoform	5.0	U	5.0	0.33	ug/Kg			11/28/11 21:00	1
Bromomethane	5.0	U	5.0	0.54	ug/Kg			11/28/11 21:00	1
2-Butanone (MEK)	20	U	20	1.4	ug/Kg			11/28/11 21:00	1
Carbon disulfide	5.0	U	5.0	0.44	ug/Kg			11/28/11 21:00	1
Carbon tetrachloride	5.0	U	5.0	0.37	ug/Kg			11/28/11 21:00	1
Chlorobenzene	5.0	U	5.0	0.33	ug/Kg			11/28/11 21:00	1
Chloroethane	5.0	U	5.0	0.86	ug/Kg			11/28/11 21:00	1
Chloroform	5.0	U	5.0	0.29	ug/Kg			11/28/11 21:00	1
Chloromethane	5.0	U	5.0	0.41	ug/Kg			11/28/11 21:00	1
1,1-Dichloroethane	5.0	U	5.0	0.36	ug/Kg			11/28/11 21:00	1
1,2-Dichloroethane	5.0	U	5.0	0.34	ug/Kg			11/28/11 21:00	1
1,1-Dichloroethene	5.0	U	5.0	0.52	ug/Kg			11/28/11 21:00	1
1,2-Dichloropropane	5.0	U	5.0	0.69	ug/Kg			11/28/11 21:00	1
cis-1,3-Dichloropropene	5.0	U	5.0	0.34	ug/Kg			11/28/11 21:00	1
trans-1,3-Dichloropropene	5.0	U	5.0	0.54	ug/Kg			11/28/11 21:00	1
Ethylbenzene	5.0	U	5.0	0.26	ug/Kg			11/28/11 21:00	1
2-Hexanone	20	U	20	0.63	ug/Kg			11/28/11 21:00	1
Methylene Chloride	5.0	U	5.0	0.67	ug/Kg			11/28/11 21:00	1
4-Methyl-2-pentanone (MIBK)	20	U	20	0.54	ug/Kg			11/28/11 21:00	1
Styrene	5.0	U	5.0	0.15	ug/Kg			11/28/11 21:00	1
1,1,2,2-Tetrachloroethane	5.0	U	5.0	0.34	ug/Kg			11/28/11 21:00	1
Tetrachloroethene	5.0	U	5.0	0.52	ug/Kg			11/28/11 21:00	1
Toluene	5.0	U	5.0	0.27	ug/Kg			11/28/11 21:00	1
Trichloroethene	5.0	U	5.0	0.42	ug/Kg			11/28/11 21:00	1
Vinyl chloride	5.0	U	5.0	0.39	ug/Kg			11/28/11 21:00	1
Xylenes, Total	10	U	10	0.67	ug/Kg			11/28/11 21:00	1
1,1,1-Trichloroethane	5.0	U	5.0	0.56	ug/Kg			11/28/11 21:00	1
1,1,2-Trichloroethane	5.0	U	5.0	0.39	ug/Kg			11/28/11 21:00	1
Cyclohexane	10	U	10	0.33	ug/Kg			11/28/11 21:00	1
1,2-Dibromo-3-Chloropropane	10	U	10	1.3	ug/Kg			11/28/11 21:00	1
Ethylene Dibromide	5.0	U	5.0	0.50	ug/Kg			11/28/11 21:00	1
Dichlorodifluoromethane	5.0	U	5.0	0.50	ug/Kg			11/28/11 21:00	1
cis-1,2-Dichloroethene	5.0	U	5.0	0.36	ug/Kg			11/28/11 21:00	1
trans-1,2-Dichloroethene	5.0	U	5.0	0.41	ug/Kg			11/28/11 21:00	1
Isopropylbenzene	5.0	U	5.0	0.16	ug/Kg			11/28/11 21:00	1
Methyl acetate	10	U	10	1.4	ug/Kg			11/28/11 21:00	1
Methyl tert-butyl ether	20	U	20	0.43	ug/Kg			11/28/11 21:00	1
1,1,2-Trichloro-1,2,2-trifluoroethane	5.0	U	5.0	1.3	ug/Kg			11/28/11 21:00	1
1,2,4-Trichlorobenzene	0.473	J	5.0	0.27	ug/Kg			11/28/11 21:00	1
1,2-Dichlorobenzene	5.0	U	5.0	0.36	ug/Kg			11/28/11 21:00	1
1,3-Dichlorobenzene	5.0	U	5.0	0.35	ug/Kg			11/28/11 21:00	1
1,4-Dichlorobenzene	5.0	U	5.0	0.66	ug/Kg			11/28/11 21:00	1
Trichlorofluoromethane	5.0	U	5.0	0.34	ug/Kg			11/28/11 21:00	1
Chlorodibromomethane	5.0	U	5.0	0.55	ug/Kg			11/28/11 21:00	1
Methylcyclohexane	10	U	10	0.31	ug/Kg			11/28/11 21:00	1

Method: 8260B - Volatile Organic Compounds (GC/MS) (Continued)

Lab Sample ID: MB 240-24807/7
Matrix: Solid
Analysis Batch: 24807

Client Sample ID: Method Blank
Prep Type: Total/NA

Surrogate	MB %Recovery	MB Qualifier	Limits	Prepared	Analyzed	Dil Fac
1,2-Dichloroethane-d4 (Surr)	86		58 - 123		11/28/11 21:00	1
4-Bromofluorobenzene (Surr)	94		52 - 136		11/28/11 21:00	1
Toluene-d8 (Surr)	105		67 - 125		11/28/11 21:00	1
Dibromofluoromethane (Surr)	99		37 - 132		11/28/11 21:00	1

Lab Sample ID: LCS 240-24807/6
Matrix: Solid
Analysis Batch: 24807

Client Sample ID: Lab Control Sample
Prep Type: Total/NA

Analyte	Spike Added	LCS Result	LCS Qualifier	Unit	D	%Rec	%Rec. Limits
Acetone	100	89.5		ug/Kg		90	41 - 137
Benzene	50.0	48.8		ug/Kg		98	79 - 112
Dichlorobromomethane	50.0	46.2		ug/Kg		92	84 - 122
Bromoform	50.0	47.9		ug/Kg		96	62 - 133
Bromomethane	50.0	48.0		ug/Kg		96	42 - 136
2-Butanone (MEK)	100	102		ug/Kg		102	52 - 131
Carbon disulfide	50.0	45.7		ug/Kg		91	62 - 146
Carbon tetrachloride	50.0	44.7		ug/Kg		89	71 - 129
Chlorobenzene	50.0	49.2		ug/Kg		98	78 - 110
Chloroethane	50.0	39.8		ug/Kg		80	58 - 117
Chloroform	50.0	47.6		ug/Kg		95	77 - 114
Chloromethane	50.0	35.6		ug/Kg		71	50 - 110
1,1-Dichloroethane	50.0	47.2		ug/Kg		94	76 - 115
1,2-Dichloroethane	50.0	44.1		ug/Kg		88	72 - 120
1,1-Dichloroethene	50.0	51.6		ug/Kg		103	75 - 135
1,2-Dichloropropane	50.0	50.0		ug/Kg		100	87 - 113
cis-1,3-Dichloropropene	50.0	43.3		ug/Kg		87	74 - 128
trans-1,3-Dichloropropene	50.0	43.3		ug/Kg		87	73 - 131
Ethylbenzene	50.0	48.0		ug/Kg		96	79 - 117
2-Hexanone	100	103		ug/Kg		103	64 - 136
Methylene Chloride	50.0	45.3		ug/Kg		91	75 - 118
4-Methyl-2-pentanone (MIBK)	100	103		ug/Kg		103	67 - 135
Styrene	50.0	47.8		ug/Kg		96	87 - 117
1,1,2,2-Tetrachloroethane	50.0	49.8		ug/Kg		100	77 - 123
Tetrachloroethene	50.0	52.2		ug/Kg		104	79 - 114
Toluene	50.0	47.5		ug/Kg		95	75 - 111
Trichloroethene	50.0	51.5		ug/Kg		103	79 - 113
Vinyl chloride	50.0	41.0		ug/Kg		82	57 - 114
Xylenes, Total	150	143		ug/Kg		95	80 - 118
1,1,1-Trichloroethane	50.0	42.0		ug/Kg		84	77 - 126
1,1,2-Trichloroethane	50.0	50.9		ug/Kg		102	83 - 112
Cyclohexane	50.0	44.7		ug/Kg		89	66 - 110
1,2-Dibromo-3-Chloropropane	50.0	45.0		ug/Kg		90	61 - 132
Ethylene Dibromide	50.0	50.1		ug/Kg		100	83 - 117
Dichlorodifluoromethane	50.0	33.3		ug/Kg		67	26 - 113
cis-1,2-Dichloroethene	50.0	49.9		ug/Kg		100	76 - 113
trans-1,2-Dichloroethene	50.0	48.9		ug/Kg		98	78 - 117
Isopropylbenzene	50.0	46.4		ug/Kg		93	76 - 122
Methyl acetate	50.0	47.7		ug/Kg		95	57 - 130

Method: 8260B - Volatile Organic Compounds (GC/MS) (Continued)

Lab Sample ID: LCS 240-24807/6
Matrix: Solid
Analysis Batch: 24807

Client Sample ID: Lab Control Sample
Prep Type: Total/NA

Analyte	Spike Added	LCS Result	LCS Qualifier	Unit	D	%Rec	%Rec. Limits
Methyl tert-butyl ether	50.0	42.7		ug/Kg		85	49 - 165
1,1,2-Trichloro-1,2,2-trifluoroethane	50.0	51.0		ug/Kg		102	82 - 138
1,2,4-Trichlorobenzene	50.0	41.9		ug/Kg		84	64 - 124
1,2-Dichlorobenzene	50.0	48.6		ug/Kg		97	76 - 110
1,3-Dichlorobenzene	50.0	48.2		ug/Kg		96	78 - 111
1,4-Dichlorobenzene	50.0	48.5		ug/Kg		97	75 - 110
Trichlorofluoromethane	50.0	49.1		ug/Kg		98	57 - 146
Chlorodibromomethane	50.0	48.5		ug/Kg		97	72 - 127
Methylcyclohexane	50.0	48.2		ug/Kg		96	70 - 126
m-Xylene & p-Xylene	100	95.5		ug/Kg		96	80 - 117
o-Xylene	50.0	47.2		ug/Kg		94	80 - 120

Surrogate	*LCS %Recovery*	*LCS Qualifier*	*Limits*
1,2-Dichloroethane-d4 (Surr)	*87*		*58 - 123*
4-Bromofluorobenzene (Surr)	*93*		*52 - 136*
Toluene-d8 (Surr)	*104*		*67 - 125*
Dibromofluoromethane (Surr)	*100*		*37 - 132*

Method: 8270C - Semivolatile Organic Compounds (GC/MS)

Lab Sample ID: MB 240-24339/20-A
Matrix: Solid
Analysis Batch: 24924

Client Sample ID: Method Blank
Prep Type: Total/NA
Prep Batch: 24339

Analyte	MB Result	MB Qualifier	RL	MDL	Unit	D	Prepared	Analyzed	Dil Fac
1,1'-Biphenyl	50	U	50	27	ug/Kg		11/22/11 09:33	11/29/11 21:25	1
2,2'-oxybis[1-chloropropane]	100	U	100	9.5	ug/Kg		11/22/11 09:33	11/29/11 21:25	1
2,4,5-Trichlorophenol	150	U	150	25	ug/Kg		11/22/11 09:33	11/29/11 21:25	1
2,4,6-Trichlorophenol	150	U	150	80	ug/Kg		11/22/11 09:33	11/29/11 21:25	1
2,4-Dichlorophenol	150	U	150	20	ug/Kg		11/22/11 09:33	11/29/11 21:25	1
2,4-Dimethylphenol	150	U	150	20	ug/Kg		11/22/11 09:33	11/29/11 21:25	1
2,4-Dinitrophenol	330	U	330	80	ug/Kg		11/22/11 09:33	11/29/11 21:25	1
2,4-Dinitrotoluene	200	U	200	27	ug/Kg		11/22/11 09:33	11/29/11 21:25	1
2,6-Dinitrotoluene	200	U	200	21	ug/Kg		11/22/11 09:33	11/29/11 21:25	1
2-Chloronaphthalene	50	U	50	3.3	ug/Kg		11/22/11 09:33	11/29/11 21:25	1
2-Chlorophenol	50	U	50	27	ug/Kg		11/22/11 09:33	11/29/11 21:25	1
2-Methylnaphthalene	6.7	U	6.7	3.3	ug/Kg		11/22/11 09:33	11/29/11 21:25	1
2-Methylphenol	200	U	200	80	ug/Kg		11/22/11 09:33	11/29/11 21:25	1
2-Nitroaniline	200	U	200	9.1	ug/Kg		11/22/11 09:33	11/29/11 21:25	1
2-Nitrophenol	50	U	50	27	ug/Kg		11/22/11 09:33	11/29/11 21:25	1
3,3'-Dichlorobenzidine	100	U	100	18	ug/Kg		11/22/11 09:33	11/29/11 21:25	1
3-Nitroaniline	200	U	200	16	ug/Kg		11/22/11 09:33	11/29/11 21:25	1
4,6-Dinitro-2-methylphenol	150	U	150	80	ug/Kg		11/22/11 09:33	11/29/11 21:25	1
4-Bromophenyl phenyl ether	50	U	50	13	ug/Kg		11/22/11 09:33	11/29/11 21:25	1
4-Chloro-3-methylphenol	150	U	150	21	ug/Kg		11/22/11 09:33	11/29/11 21:25	1
4-Chloroaniline	150	U	150	17	ug/Kg		11/22/11 09:33	11/29/11 21:25	1
4-Chlorophenyl phenyl ether	50	U	50	13	ug/Kg		11/22/11 09:33	11/29/11 21:25	1
4-Nitroaniline	200	U	200	26	ug/Kg		11/22/11 09:33	11/29/11 21:25	1

Method: 8270C - Semivolatile Organic Compounds (GC/MS) (Continued)

Lab Sample ID: MB 240-24339/20-A
Matrix: Solid
Analysis Batch: 24924

Client Sample ID: Method Blank
Prep Type: Total/NA
Prep Batch: 24339

Analyte	MB Result	MB Qualifier	RL	MDL	Unit	D	Prepared	Analyzed	Dil Fac
4-Nitrophenol	330	U	330	80	ug/Kg		11/22/11 09:33	11/29/11 21:25	1
Acenaphthene	6.7	U	6.7	3.3	ug/Kg		11/22/11 09:33	11/29/11 21:25	1
Acenaphthylene	6.7	U	6.7	3.3	ug/Kg		11/22/11 09:33	11/29/11 21:25	1
Acetophenone	100	U	100	9.2	ug/Kg		11/22/11 09:33	11/29/11 21:25	1
Anthracene	6.7	U	6.7	3.3	ug/Kg		11/22/11 09:33	11/29/11 21:25	1
Atrazine	200	U	200	9.1	ug/Kg		11/22/11 09:33	11/29/11 21:25	1
Benzaldehyde	100	U	100	12	ug/Kg		11/22/11 09:33	11/29/11 21:25	1
Benzo[a]anthracene	6.7	U	6.7	3.3	ug/Kg		11/22/11 09:33	11/29/11 21:25	1
Benzo[a]pyrene	6.7	U	6.7	3.3	ug/Kg		11/22/11 09:33	11/29/11 21:25	1
Benzo[b]fluoranthene	6.7	U	6.7	3.3	ug/Kg		11/22/11 09:33	11/29/11 21:25	1
Benzo[g,h,i]perylene	6.7	U	6.7	3.3	ug/Kg		11/22/11 09:33	11/29/11 21:25	1
Benzo[k]fluoranthene	6.7	U	6.7	3.3	ug/Kg		11/22/11 09:33	11/29/11 21:25	1
Bis(2-chloroethoxy)methane	100	U	100	22	ug/Kg		11/22/11 09:33	11/29/11 21:25	1
Bis(2-chloroethyl)ether	100	U	100	2.0	ug/Kg		11/22/11 09:33	11/29/11 21:25	1
Bis(2-ethylhexyl) phthalate	216		50	19	ug/Kg		11/22/11 09:33	11/29/11 21:25	1
Butyl benzyl phthalate	50	U	50	10	ug/Kg		11/22/11 09:33	11/29/11 21:25	1
Caprolactam	330	U	330	37	ug/Kg		11/22/11 09:33	11/29/11 21:25	1
Carbazole	50	U	50	27	ug/Kg		11/22/11 09:33	11/29/11 21:25	1
Chrysene	6.7	U	6.7	1.1	ug/Kg		11/22/11 09:33	11/29/11 21:25	1
Dibenz(a,h)anthracene	6.7	U	6.7	3.3	ug/Kg		11/22/11 09:33	11/29/11 21:25	1
Dibenzofuran	50	U	50	3.3	ug/Kg		11/22/11 09:33	11/29/11 21:25	1
Diethyl phthalate	50	U	50	16	ug/Kg		11/22/11 09:33	11/29/11 21:25	1
Dimethyl phthalate	50	U	50	17	ug/Kg		11/22/11 09:33	11/29/11 21:25	1
Di-n-butyl phthalate	50	U	50	15	ug/Kg		11/22/11 09:33	11/29/11 21:25	1
Di-n-octyl phthalate	50	U	50	27	ug/Kg		11/22/11 09:33	11/29/11 21:25	1
Fluoranthene	6.7	U	6.7	3.3	ug/Kg		11/22/11 09:33	11/29/11 21:25	1
Fluorene	6.7	U	6.7	3.3	ug/Kg		11/22/11 09:33	11/29/11 21:25	1
Hexachlorobenzene	6.7	U	6.7	2.1	ug/Kg		11/22/11 09:33	11/29/11 21:25	1
Hexachlorobutadiene	50	U	50	27	ug/Kg		11/22/11 09:33	11/29/11 21:25	1
Hexachlorocyclopentadiene	330	U	330	27	ug/Kg		11/22/11 09:33	11/29/11 21:25	1
Hexachloroethane	50	U	50	9.0	ug/Kg		11/22/11 09:33	11/29/11 21:25	1
Indeno[1,2,3-cd]pyrene	6.7	U	6.7	3.3	ug/Kg		11/22/11 09:33	11/29/11 21:25	1
Isophorone	50	U	50	13	ug/Kg		11/22/11 09:33	11/29/11 21:25	1
Naphthalene	6.7	U	6.7	3.3	ug/Kg		11/22/11 09:33	11/29/11 21:25	1
Nitrobenzene	100	U	100	2.2	ug/Kg		11/22/11 09:33	11/29/11 21:25	1
N-Nitrosodi-n-propylamine	50	U	50	27	ug/Kg		11/22/11 09:33	11/29/11 21:25	1
N-Nitrosodiphenylamine	50	U	50	21	ug/Kg		11/22/11 09:33	11/29/11 21:25	1
Pentachlorophenol	150	U	150	80	ug/Kg		11/22/11 09:33	11/29/11 21:25	1
Phenol	50	U	50	27	ug/Kg		11/22/11 09:33	11/29/11 21:25	1
Phenanthrene	6.7	U	6.7	3.3	ug/Kg		11/22/11 09:33	11/29/11 21:25	1
Pyrene	6.7	U	6.7	3.3	ug/Kg		11/22/11 09:33	11/29/11 21:25	1
3 & 4 Methylphenol	400	U	400	20	ug/Kg		11/22/11 09:33	11/29/11 21:25	1

Surrogate	*MB %Recovery*	*MB Qualifier*	*Limits*	*Prepared*	*Analyzed*	*Dil Fac*
2-Fluorobiphenyl (Surr)	*55*		*34 - 110*	*11/22/11 09:33*	*11/29/11 21:25*	*1*
2-Fluorophenol (Surr)	*62*		*26 - 110*	*11/22/11 09:33*	*11/29/11 21:25*	*1*
2,4,6-Tribromophenol (Surr)	*53*		*10 - 118*	*11/22/11 09:33*	*11/29/11 21:25*	*1*
Nitrobenzene-d5 (Surr)	*58*		*24 - 112*	*11/22/11 09:33*	*11/29/11 21:25*	*1*
Phenol-d5 (Surr)	*58*		*28 - 110*	*11/22/11 09:33*	*11/29/11 21:25*	*1*

Method: 8270C - Semivolatile Organic Compounds (GC/MS) (Continued)

Lab Sample ID: MB 240-24339/20-A
Matrix: Solid
Analysis Batch: 24924

Client Sample ID: Method Blank
Prep Type: Total/NA
Prep Batch: 24339

Surrogate	MB %Recovery	MB Qualifier	Limits	Prepared	Analyzed	Dil Fac
Terphenyl-d14 (Surr)	70		41 - 119	11/22/11 09:33	11/29/11 21:25	1

Lab Sample ID: LCS 240-24339/21-A
Matrix: Solid
Analysis Batch: 24924

Client Sample ID: Lab Control Sample
Prep Type: Total/NA
Prep Batch: 24339

Analyte	Spike Added	LCS Result	LCS Qualifier	Unit	D	%Rec	%Rec. Limits
1,1'-Biphenyl	667	384		ug/Kg		58	50 - 130
2,2'-oxybis[1-chloropropane]	667	385		ug/Kg		58	36 - 116
2,4,5-Trichlorophenol	667	419		ug/Kg		63	42 - 110
2,4,6-Trichlorophenol	667	392		ug/Kg		59	37 - 110
2,4-Dichlorophenol	667	425		ug/Kg		64	40 - 110
2,4-Dimethylphenol	667	340		ug/Kg		51	28 - 110
2,4-Dinitrophenol	667	304	J	ug/Kg		46	10 - 110
2,4-Dinitrotoluene	667	463		ug/Kg		69	55 - 116
2,6-Dinitrotoluene	667	464		ug/Kg		70	54 - 115
2-Chloronaphthalene	667	395		ug/Kg		59	46 - 110
2-Chlorophenol	667	409		ug/Kg		61	39 - 110
2-Methylnaphthalene	667	399		ug/Kg		60	46 - 110
2-Methylphenol	667	408		ug/Kg		61	36 - 110
2-Nitroaniline	667	410		ug/Kg		61	47 - 124
2-Nitrophenol	667	385		ug/Kg		58	35 - 110
3,3'-Dichlorobenzidine	667	252		ug/Kg		38	31 - 110
3-Nitroaniline	667	369		ug/Kg		55	44 - 110
4,6-Dinitro-2-methylphenol	667	410		ug/Kg		61	21 - 110
4-Bromophenyl phenyl ether	667	423		ug/Kg		63	53 - 112
4-Chloro-3-methylphenol	667	435		ug/Kg		65	42 - 110
4-Chloroaniline	667	308		ug/Kg		46	25 - 110
4-Chlorophenyl phenyl ether	667	445		ug/Kg		67	53 - 110
4-Nitroaniline	667	415		ug/Kg		62	50 - 110
4-Nitrophenol	667	391		ug/Kg		59	24 - 117
Acenaphthene	667	397		ug/Kg		59	46 - 110
Acenaphthylene	667	409		ug/Kg		61	47 - 110
Acetophenone	667	395		ug/Kg		59	50 - 130
Anthracene	667	432		ug/Kg		65	56 - 111
Atrazine	667	534		ug/Kg		80	50 - 130
Benzaldehyde	667	397		ug/Kg		59	10 - 130
Benzo[a]anthracene	667	445		ug/Kg		67	58 - 111
Benzo[a]pyrene	667	410		ug/Kg		61	44 - 115
Benzo[b]fluoranthene	667	441		ug/Kg		66	43 - 124
Benzo[g,h,i]perylene	667	473		ug/Kg		71	44 - 120
Benzo[k]fluoranthene	667	456		ug/Kg		68	38 - 122
Bis(2-chloroethoxy)methane	667	399		ug/Kg		60	42 - 110
Bis(2-chloroethyl)ether	667	417		ug/Kg		63	41 - 110
Bis(2-ethylhexyl) phthalate	667	509		ug/Kg		76	56 - 123
Butyl benzyl phthalate	667	453		ug/Kg		68	57 - 121
Caprolactam	667	406		ug/Kg		61	50 - 130
Carbazole	667	437		ug/Kg		65	56 - 115
Chrysene	667	444		ug/Kg		67	56 - 111

Method: 8270C - Semivolatile Organic Compounds (GC/MS) (Continued)

Lab Sample ID: LCS 240-24339/21-A
Matrix: Solid
Analysis Batch: 24924

Client Sample ID: Lab Control Sample
Prep Type: Total/NA
Prep Batch: 24339

Analyte	Spike Added	LCS Result	LCS Qualifier	Unit	D	%Rec	%Rec. Limits
Dibenz(a,h)anthracene	667	465		ug/Kg		70	45 - 122
Dibenzofuran	667	417		ug/Kg		63	50 - 110
Diethyl phthalate	667	453		ug/Kg		68	55 - 114
Dimethyl phthalate	667	431		ug/Kg		65	54 - 112
Di-n-butyl phthalate	667	455		ug/Kg		68	57 - 119
Di-n-octyl phthalate	667	425		ug/Kg		64	45 - 123
Fluoranthene	667	461		ug/Kg		69	55 - 118
Fluorene	667	431		ug/Kg		65	51 - 110
Hexachlorobenzene	667	428		ug/Kg		64	51 - 110
Hexachlorobutadiene	667	395		ug/Kg		59	39 - 110
Hexachlorocyclopentadiene	667	367		ug/Kg		55	10 - 110
Hexachloroethane	667	382		ug/Kg		57	38 - 110
Indeno[1,2,3-cd]pyrene	667	459		ug/Kg		69	45 - 121
Isophorone	667	393		ug/Kg		59	46 - 117
Naphthalene	667	391		ug/Kg		59	42 - 110
Nitrobenzene	667	380		ug/Kg		57	40 - 110
N-Nitrosodi-n-propylamine	667	395		ug/Kg		59	40 - 114
N-Nitrosodiphenylamine	667	413		ug/Kg		62	54 - 112
Pentachlorophenol	667	328		ug/Kg		49	10 - 110
Phenol	667	415		ug/Kg		62	39 - 110
Phenanthrene	667	425		ug/Kg		64	54 - 110
Pyrene	667	443		ug/Kg		66	58 - 113
3 & 4 Methylphenol	1330	840		ug/Kg		63	40 - 110

Surrogate	*LCS %Recovery*	*LCS Qualifier*	*Limits*
2-Fluorobiphenyl (Surr)	*59*		*34 - 110*
2-Fluorophenol (Surr)	*66*		*26 - 110*
2,4,6-Tribromophenol (Surr)	*59*		*10 - 118*
Nitrobenzene-d5 (Surr)	*65*		*24 - 112*
Phenol-d5 (Surr)	*65*		*28 - 110*
Terphenyl-d14 (Surr)	*74*		*41 - 119*

Method: 8082 - Polychlorinated Biphenyls (PCBs) by Gas Chromatography

Lab Sample ID: MB 240-24341/22-A
Matrix: Solid
Analysis Batch: 24767

Client Sample ID: Method Blank
Prep Type: Total/NA
Prep Batch: 24341

Analyte	MB Result	MB Qualifier	RL	MDL	Unit	D	Prepared	Analyzed	Dil Fac
Aroclor-1016	33	U	33	21	ug/Kg		11/22/11 09:37	11/28/11 18:42	1
Aroclor-1221	33	U	33	16	ug/Kg		11/22/11 09:37	11/28/11 18:42	1
Aroclor-1232	33	U	33	14	ug/Kg		11/22/11 09:37	11/28/11 18:42	1
Aroclor-1242	33	U	33	13	ug/Kg		11/22/11 09:37	11/28/11 18:42	1
Aroclor-1248	33	U	33	17	ug/Kg		11/22/11 09:37	11/28/11 18:42	1
Aroclor-1254	33	U	33	17	ug/Kg		11/22/11 09:37	11/28/11 18:42	1
Aroclor-1260	33	U	33	17	ug/Kg		11/22/11 09:37	11/28/11 18:42	1

Surrogate	*MB %Recovery*	*MB Qualifier*	*Limits*	*Prepared*	*Analyzed*	*Dil Fac*
Tetrachloro-m-xylene	*76*		*29 - 151*	*11/22/11 09:37*	*11/28/11 18:42*	*1*

Method: 8082 - Polychlorinated Biphenyls (PCBs) by Gas Chromatography (Continued)

Lab Sample ID: MB 240-24341/22-A
Matrix: Solid
Analysis Batch: 24767

Client Sample ID: Method Blank
Prep Type: Total/NA
Prep Batch: 24341

Surrogate	MB %Recovery	MB Qualifier	Limits	Prepared	Analyzed	Dil Fac
DCB Decachlorobiphenyl	76		14 - 163	11/22/11 09:37	11/28/11 18:42	1

Lab Sample ID: LCS 240-24341/23-A
Matrix: Solid
Analysis Batch: 24767

Client Sample ID: Lab Control Sample
Prep Type: Total/NA
Prep Batch: 24341

Analyte			Spike Added	LCS Result	LCS Qualifier	Unit	D	%Rec	%Rec. Limits		
Aroclor-1016			333	253		ug/Kg		76	62 - 120		
Aroclor-1260			333	259		ug/Kg		78	56 - 122		

Surrogate	LCS %Recovery	LCS Qualifier	Limits
Tetrachloro-m-xylene	69		29 - 151
DCB Decachlorobiphenyl	75		14 - 163

Method: 6010B - Metals (ICP)

Lab Sample ID: MB 240-24164/1-A
Matrix: Solid
Analysis Batch: 24821

Client Sample ID: Method Blank
Prep Type: Total/NA
Prep Batch: 24164

Analyte	MB Result	MB Qualifier	RL	MDL	Unit	D	Prepared	Analyzed	Dil Fac
Antimony	1.0	U	1.0	0.39	mg/Kg		11/21/11 10:05	11/28/11 22:25	1
Barium	0.160	J	20	0.071	mg/Kg		11/21/11 10:05	11/28/11 22:25	1
Beryllium	0.0435	J	0.50	0.043	mg/Kg		11/21/11 10:05	11/28/11 22:25	1
Calcium	26.8	J	500	16	mg/Kg		11/21/11 10:05	11/28/11 22:25	1
Cadmium	0.20	U	0.20	0.036	mg/Kg		11/21/11 10:05	11/28/11 22:25	1
Cobalt	5.0	U	5.0	0.16	mg/Kg		11/21/11 10:05	11/28/11 22:25	1
Chromium	0.50	U	0.50	0.20	mg/Kg		11/21/11 10:05	11/28/11 22:25	1
Copper	2.5	U	2.5	0.74	mg/Kg		11/21/11 10:05	11/28/11 22:25	1
Iron	10	U	10	4.9	mg/Kg		11/21/11 10:05	11/28/11 22:25	1
Potassium	20.7	J	500	6.2	mg/Kg		11/21/11 10:05	11/28/11 22:25	1
Magnesium	7.96	J	500	5.1	mg/Kg		11/21/11 10:05	11/28/11 22:25	1
Silver	0.50	U	0.50	0.10	mg/Kg		11/21/11 10:05	11/28/11 22:25	1
Sodium	500	U	500	66	mg/Kg		11/21/11 10:05	11/28/11 22:25	1
Vanadium	5.0	U	5.0	0.12	mg/Kg		11/21/11 10:05	11/28/11 22:25	1
Arsenic	1.0	U	1.0	0.30	mg/Kg		11/21/11 10:05	11/28/11 22:25	1
Lead	0.30	U	0.30	0.19	mg/Kg		11/21/11 10:05	11/28/11 22:25	1
Selenium	0.50	U	0.50	0.45	mg/Kg		11/21/11 10:05	11/28/11 22:25	1
Thallium	1.0	U	1.0	0.55	mg/Kg		11/21/11 10:05	11/28/11 22:25	1

Lab Sample ID: MB 240-24164/1-A
Matrix: Solid
Analysis Batch: 24992

Client Sample ID: Method Blank
Prep Type: Total/NA
Prep Batch: 24164

Analyte	MB Result	MB Qualifier	RL	MDL	Unit	D	Prepared	Analyzed	Dil Fac
Aluminum	20	U	20	9.6	mg/Kg		11/21/11 10:05	11/29/11 13:31	1
Manganese	1.5	U	1.5	0.074	mg/Kg		11/21/11 10:05	11/29/11 13:31	1
Nickel	4.0	U	4.0	0.27	mg/Kg		11/21/11 10:05	11/29/11 13:31	1
Zinc	2.0	U	2.0	1.0	mg/Kg		11/21/11 10:05	11/29/11 13:31	1

Method: 6010B - Metals (ICP) (Continued)

Lab Sample ID: LCS 240-24164/2-A
Matrix: Solid
Analysis Batch: 24821

Client Sample ID: Lab Control Sample
Prep Type: Total/NA
Prep Batch: 24164

Analyte	Spike Added	LCS Result	LCS Qualifier	Unit	D	%Rec	%Rec. Limits
Antimony	50.0	49.2		mg/Kg		98	80 - 120
Barium	200	214		mg/Kg		107	80 - 120
Beryllium	5.00	5.31		mg/Kg		106	80 - 120
Calcium	5000	5300		mg/Kg		106	80 - 120
Cadmium	5.00	5.19		mg/Kg		104	80 - 120
Cobalt	50.0	50.8		mg/Kg		102	80 - 120
Chromium	20.0	20.6		mg/Kg		103	80 - 120
Copper	25.0	25.7		mg/Kg		103	80 - 120
Iron	100	105		mg/Kg		105	80 - 120
Potassium	5000	5260		mg/Kg		105	80 - 120
Magnesium	5000	5290		mg/Kg		106	80 - 120
Silver	5.00	5.47		mg/Kg		109	80 - 120
Sodium	5000	5190		mg/Kg		104	80 - 120
Vanadium	50.0	49.8		mg/Kg		100	80 - 120
Arsenic	200	196		mg/Kg		98	80 - 120
Lead	50.0	49.9		mg/Kg		100	80 - 120
Selenium	200	198		mg/Kg		99	80 - 120
Thallium	200	198		mg/Kg		99	80 - 120

Lab Sample ID: LCS 240-24164/2-A
Matrix: Solid
Analysis Batch: 24992

Client Sample ID: Lab Control Sample
Prep Type: Total/NA
Prep Batch: 24164

Analyte	Spike Added	LCS Result	LCS Qualifier	Unit	D	%Rec	%Rec. Limits
Aluminum	200	195		mg/Kg		97	80 - 120
Manganese	50.0	49.6		mg/Kg		99	80 - 120
Nickel	50.0	48.6		mg/Kg		97	80 - 120
Zinc	50.0	49.9		mg/Kg		100	80 - 120

Lab Sample ID: 240-6099-4 MS
Matrix: Solid
Analysis Batch: 24821

Client Sample ID: S-017324-111711-TP-004
Prep Type: Total/NA
Prep Batch: 24164

Analyte	Sample Result	Sample Qualifier	Spike Added	MS Result	MS Qualifier	Unit	D	%Rec	%Rec. Limits
Antimony	1.1	U	58.4	22.6	F	mg/Kg	☼	39	75 - 125
Barium	58	B	234	285		mg/Kg	☼	97	75 - 125
Beryllium	0.42	J B	5.84	5.73		mg/Kg	☼	91	75 - 125
Cadmium	0.071	J	5.84	5.20		mg/Kg	☼	88	75 - 125
Cobalt	6.8		58.4	56.6		mg/Kg	☼	85	75 - 125
Chromium	11		23.4	30.9		mg/Kg	☼	84	75 - 125
Copper	18		29.2	43.5		mg/Kg	☼	88	75 - 125
Iron	16000		117	13200	4	mg/Kg	☼	-2300	75 - 125
Potassium	1700	B	5840	7570		mg/Kg	☼	100	75 - 125
Magnesium	45000	B	5840	55300	4	mg/Kg	☼	172	75 - 125
Silver	0.56	U	5.84	5.84		mg/Kg	☼	100	75 - 125
Sodium	160	J	5840	5980		mg/Kg	☼	100	75 - 125
Vanadium	17		58.4	67.6		mg/Kg	☼	87	75 - 125
Arsenic	7.9		234	214		mg/Kg	☼	88	75 - 125
Lead	8.4		58.4	57.8		mg/Kg	☼	85	75 - 125
Selenium	0.56	U	234	207		mg/Kg	☼	89	75 - 125

Method: 6010B - Metals (ICP) (Continued)

Lab Sample ID: 240-6099-4 MS
Matrix: Solid
Analysis Batch: 24821

Client Sample ID: S-017324-111711-TP-004
Prep Type: Total/NA
Prep Batch: 24164

Analyte	Sample Result	Sample Qualifier	Spike Added	MS Result	MS Qualifier	Unit	D	%Rec	%Rec. Limits
Thallium	1.1	U	234	197		mg/Kg	☼	84	75 - 125

Lab Sample ID: 240-6099-4 MS
Matrix: Solid
Analysis Batch: 24992

Client Sample ID: S-017324-111711-TP-004
Prep Type: Total/NA
Prep Batch: 24164

Analyte	Sample Result	Sample Qualifier	Spike Added	MS Result	MS Qualifier	Unit	D	%Rec	%Rec. Limits
Aluminum	6900		234	6470	4	mg/Kg	☼	-165	75 - 125
Calcium	110000	B	5840	145000	4	mg/Kg	☼	538	75 - 125
Manganese	330		58.4	337	4	mg/Kg	☼	6	75 - 125
Nickel	22		58.4	66.7		mg/Kg	☼	77	75 - 125
Zinc	56		58.4	98.3	F	mg/Kg	☼	73	75 - 125

Lab Sample ID: 240-6099-4 MSD
Matrix: Solid
Analysis Batch: 24821

Client Sample ID: S-017324-111711-TP-004
Prep Type: Total/NA
Prep Batch: 24164

Analyte	Sample Result	Sample Qualifier	Spike Added	MSD Result	MSD Qualifier	Unit	D	%Rec	%Rec. Limits	RPD	RPD Limit
Antimony	1.1	U	58.4	22.7	F	mg/Kg	☼	39	75 - 125	0	20
Barium	58	B	234	292		mg/Kg	☼	100	75 - 125	2	20
Beryllium	0.42	J B	5.84	5.90		mg/Kg	☼	94	75 - 125	3	20
Cadmium	0.071	J	5.84	5.24		mg/Kg	☼	89	75 - 125	1	20
Cobalt	6.8		58.4	59.3		mg/Kg	☼	90	75 - 125	5	20
Chromium	11		23.4	33.6		mg/Kg	☼	96	75 - 125	9	20
Copper	18		29.2	46.2		mg/Kg	☼	97	75 - 125	6	20
Iron	16000		117	15900	4	mg/Kg	☼	-6	75 - 125	18	20
Potassium	1700	B	5840	7850		mg/Kg	☼	105	75 - 125	4	20
Magnesium	45000	B	5840	55600	4	mg/Kg	☼	176	75 - 125	0	20
Silver	0.56	U	5.84	5.98		mg/Kg	☼	102	75 - 125	2	20
Sodium	160	J	5840	5970		mg/Kg	☼	99	75 - 125	0	20
Vanadium	17		58.4	71.0		mg/Kg	☼	93	75 - 125	5	20
Arsenic	7.9		234	216		mg/Kg	☼	89	75 - 125	1	20
Lead	8.4		58.4	60.6		mg/Kg	☼	89	75 - 125	5	20
Selenium	0.56	U	234	209		mg/Kg	☼	89	75 - 125	1	20
Thallium	1.1	U	234	200		mg/Kg	☼	86	75 - 125	2	20

Lab Sample ID: 240-6099-4 MSD
Matrix: Solid
Analysis Batch: 24992

Client Sample ID: S-017324-111711-TP-004
Prep Type: Total/NA
Prep Batch: 24164

Analyte	Sample Result	Sample Qualifier	Spike Added	MSD Result	MSD Qualifier	Unit	D	%Rec	%Rec. Limits	RPD	RPD Limit
Aluminum	6900		234	8080	4 F	mg/Kg	☼	521	75 - 125	22	20
Calcium	110000	B	5840	126000	4	mg/Kg	☼	212	75 - 125	14	20
Manganese	330		58.4	384	4	mg/Kg	☼	87	75 - 125	13	20
Nickel	22		58.4	70.9		mg/Kg	☼	85	75 - 125	6	20
Zinc	56		58.4	103		mg/Kg	☼	82	75 - 125	5	20

Client: Conestoga-Rovers & Associates, Inc.
Project/Site: 17324-T07, RACER Former MTM

TestAmerica Job ID: 240-6099-1

Method: 7471A - Mercury (CVAA)

Lab Sample ID: MB 240-24171/1-A
Matrix: Solid
Analysis Batch: 25193

Client Sample ID: Method Blank
Prep Type: Total/NA
Prep Batch: 24171

Analyte	MB Result	MB Qualifier	RL	MDL	Unit	D	Prepared	Analyzed	Dil Fac
Mercury	0.10	U	0.10	0.015	mg/Kg		11/21/11 14:25	11/30/11 09:13	1

Lab Sample ID: LCS 240-24171/2-A
Matrix: Solid
Analysis Batch: 25193

Client Sample ID: Lab Control Sample
Prep Type: Total/NA
Prep Batch: 24171

Analyte	Spike Added	LCS Result	LCS Qualifier	Unit	D	%Rec	%Rec. Limits
Mercury	0.833	0.819		mg/Kg		98	73 - 121

Lab Sample ID: 240-6099-4 MS
Matrix: Solid
Analysis Batch: 25193

Client Sample ID: S-017324-111711-TP-004
Prep Type: Total/NA
Prep Batch: 24171

Analyte	Sample Result	Sample Qualifier	Spike Added	MS Result	MS Qualifier	Unit	D	%Rec	%Rec. Limits
Mercury	0.12	U	0.197	0.206		mg/Kg	☼	105	11 - 192

Lab Sample ID: 240-6099-4 MSD
Matrix: Solid
Analysis Batch: 25193

Client Sample ID: S-017324-111711-TP-004
Prep Type: Total/NA
Prep Batch: 24171

Analyte	Sample Result	Sample Qualifier	Spike Added	MSD Result	MSD Qualifier	Unit	D	%Rec	%Rec. Limits	RPD	RPD Limit
Mercury	0.12	U	0.197	0.205		mg/Kg	☼	104	11 - 192	0	20

GC/MS VOA

Analysis Batch: 24807

Lab Sample ID	Client Sample ID	Prep Type	Matrix	Method	Prep Batch
240-6099-1	S-017324-111711-TP-001	Total/NA	Solid	8260B	24808
240-6099-2	S-017324-111711-TP-002	Total/NA	Solid	8260B	24808
240-6099-4	S-017324-111711-TP-004	Total/NA	Solid	8260B	24808
240-6099-5	S-017324-111711-TP-005	Total/NA	Solid	8260B	24808
LCS 240-24807/6	Lab Control Sample	Total/NA	Solid	8260B	
MB 240-24807/7	Method Blank	Total/NA	Solid	8260B	

Prep Batch: 24808

Lab Sample ID	Client Sample ID	Prep Type	Matrix	Method	Prep Batch
240-6099-1	S-017324-111711-TP-001	Total/NA	Solid	5035	
240-6099-2	S-017324-111711-TP-002	Total/NA	Solid	5035	
240-6099-4	S-017324-111711-TP-004	Total/NA	Solid	5035	
240-6099-5	S-017324-111711-TP-005	Total/NA	Solid	5035	

GC/MS Semi VOA

Prep Batch: 24339

Lab Sample ID	Client Sample ID	Prep Type	Matrix	Method	Prep Batch
240-6099-4	S-017324-111711-TP-004	Total/NA	Solid	3540C	
240-6099-5	S-017324-111711-TP-005	Total/NA	Solid	3540C	
LCS 240-24339/21-A	Lab Control Sample	Total/NA	Solid	3540C	
MB 240-24339/20-A	Method Blank	Total/NA	Solid	3540C	

Analysis Batch: 24924

Lab Sample ID	Client Sample ID	Prep Type	Matrix	Method	Prep Batch
240-6099-5	S-017324-111711-TP-005	Total/NA	Solid	8270C	24339
LCS 240-24339/21-A	Lab Control Sample	Total/NA	Solid	8270C	24339
MB 240-24339/20-A	Method Blank	Total/NA	Solid	8270C	24339

Analysis Batch: 25030

Lab Sample ID	Client Sample ID	Prep Type	Matrix	Method	Prep Batch
240-6099-4	S-017324-111711-TP-004	Total/NA	Solid	8270C	24339

GC Semi VOA

Prep Batch: 24341

Lab Sample ID	Client Sample ID	Prep Type	Matrix	Method	Prep Batch
240-6099-4	S-017324-111711-TP-004	Total/NA	Solid	3540C	
240-6099-5	S-017324-111711-TP-005	Total/NA	Solid	3540C	
LCS 240-24341/23-A	Lab Control Sample	Total/NA	Solid	3540C	
MB 240-24341/22-A	Method Blank	Total/NA	Solid	3540C	

Analysis Batch: 24767

Lab Sample ID	Client Sample ID	Prep Type	Matrix	Method	Prep Batch
240-6099-4	S-017324-111711-TP-004	Total/NA	Solid	8082	24341
240-6099-5	S-017324-111711-TP-005	Total/NA	Solid	8082	24341
LCS 240-24341/23-A	Lab Control Sample	Total/NA	Solid	8082	24341
MB 240-24341/22-A	Method Blank	Total/NA	Solid	8082	24341

Metals

Prep Batch: 24164

Lab Sample ID	Client Sample ID	Prep Type	Matrix	Method	Prep Batch
240-6099-4	S-017324-111711-TP-004	Total/NA	Solid	3050B	
240-6099-4 MS	S-017324-111711-TP-004	Total/NA	Solid	3050B	
240-6099-4 MSD	S-017324-111711-TP-004	Total/NA	Solid	3050B	
240-6099-5	S-017324-111711-TP-005	Total/NA	Solid	3050B	
LCS 240-24164/2-A	Lab Control Sample	Total/NA	Solid	3050B	
MB 240-24164/1-A	Method Blank	Total/NA	Solid	3050B	

Prep Batch: 24171

Lab Sample ID	Client Sample ID	Prep Type	Matrix	Method	Prep Batch
240-6099-4	S-017324-111711-TP-004	Total/NA	Solid	7471A	
240-6099-4 MS	S-017324-111711-TP-004	Total/NA	Solid	7471A	
240-6099-4 MSD	S-017324-111711-TP-004	Total/NA	Solid	7471A	
240-6099-5	S-017324-111711-TP-005	Total/NA	Solid	7471A	
LCS 240-24171/2-A	Lab Control Sample	Total/NA	Solid	7471A	
MB 240-24171/1-A	Method Blank	Total/NA	Solid	7471A	

Analysis Batch: 24821

Lab Sample ID	Client Sample ID	Prep Type	Matrix	Method	Prep Batch
240-6099-4	S-017324-111711-TP-004	Total/NA	Solid	6010B	24164
240-6099-4 MS	S-017324-111711-TP-004	Total/NA	Solid	6010B	24164
240-6099-4 MSD	S-017324-111711-TP-004	Total/NA	Solid	6010B	24164
240-6099-5	S-017324-111711-TP-005	Total/NA	Solid	6010B	24164
LCS 240-24164/2-A	Lab Control Sample	Total/NA	Solid	6010B	24164
MB 240-24164/1-A	Method Blank	Total/NA	Solid	6010B	24164

Analysis Batch: 24992

Lab Sample ID	Client Sample ID	Prep Type	Matrix	Method	Prep Batch
240-6099-4	S-017324-111711-TP-004	Total/NA	Solid	6010B	24164
240-6099-4 MS	S-017324-111711-TP-004	Total/NA	Solid	6010B	24164
240-6099-4 MSD	S-017324-111711-TP-004	Total/NA	Solid	6010B	24164
240-6099-5	S-017324-111711-TP-005	Total/NA	Solid	6010B	24164
240-6099-5	S-017324-111711-TP-005	Total/NA	Solid	6010B	24164
LCS 240-24164/2-A	Lab Control Sample	Total/NA	Solid	6010B	24164
MB 240-24164/1-A	Method Blank	Total/NA	Solid	6010B	24164

Analysis Batch: 25193

Lab Sample ID	Client Sample ID	Prep Type	Matrix	Method	Prep Batch
240-6099-4	S-017324-111711-TP-004	Total/NA	Solid	7471A	24171
240-6099-4 MS	S-017324-111711-TP-004	Total/NA	Solid	7471A	24171
240-6099-4 MSD	S-017324-111711-TP-004	Total/NA	Solid	7471A	24171
240-6099-5	S-017324-111711-TP-005	Total/NA	Solid	7471A	24171
LCS 240-24171/2-A	Lab Control Sample	Total/NA	Solid	7471A	24171
MB 240-24171/1-A	Method Blank	Total/NA	Solid	7471A	24171

General Chemistry

Analysis Batch: 24188

Lab Sample ID	Client Sample ID	Prep Type	Matrix	Method	Prep Batch
240-6099-1	S-017324-111711-TP-001	Total/NA	Solid	Moisture	
240-6099-1 DU	S-017324-111711-TP-001	Total/NA	Solid	Moisture	
240-6099-2	S-017324-111711-TP-002	Total/NA	Solid	Moisture	
240-6099-4	S-017324-111711-TP-004	Total/NA	Solid	Moisture	

General Chemistry (Continued)

Analysis Batch: 24188 (Continued)

Lab Sample ID	Client Sample ID	Prep Type	Matrix	Method	Prep Batch
240-6099-5	S-017324-111711-TP-005	Total/NA	Solid	Moisture	

Client Sample ID: S-017324-111711-TP-001

Lab Sample ID: 240-6099-1
Date Collected: 11/17/11 09:45
Matrix: Solid
Date Received: 11/18/11 09:15
Percent Solids: 81.7

Prep Type	Batch Type	Batch Method	Run	Dilution Factor	Batch Number	Prepared or Analyzed	Analyst	Lab
Total/NA	Prep	5035			24808	11/18/11 19:00	LM	TAL NC
Total/NA	Analysis	8260B		1	24807	11/29/11 02:27	TL	TAL NC
Total/NA	Analysis	Moisture		1	24188	11/21/11 11:39	CN	TAL NC

Client Sample ID: S-017324-111711-TP-002

Lab Sample ID: 240-6099-2
Date Collected: 11/17/11 10:00
Matrix: Solid
Date Received: 11/18/11 09:15
Percent Solids: 81.2

Prep Type	Batch Type	Batch Method	Run	Dilution Factor	Batch Number	Prepared or Analyzed	Analyst	Lab
Total/NA	Prep	5035			24808	11/18/11 19:00	LM	TAL NC
Total/NA	Analysis	8260B		1	24807	11/29/11 02:48	TL	TAL NC
Total/NA	Analysis	Moisture		1	24188	11/21/11 11:39	CN	TAL NC

Client Sample ID: S-017324-111711-TP-004

Lab Sample ID: 240-6099-4
Date Collected: 11/17/11 14:30
Matrix: Solid
Date Received: 11/18/11 09:15
Percent Solids: 84.8

Prep Type	Batch Type	Batch Method	Run	Dilution Factor	Batch Number	Prepared or Analyzed	Analyst	Lab
Total/NA	Prep	5035			24808	11/18/11 19:00	LM	TAL NC
Total/NA	Analysis	8260B		1	24807	11/29/11 03:31	TL	TAL NC
Total/NA	Prep	3540C			24339	11/22/11 09:33	AK	TAL NC
Total/NA	Analysis	8270C		2.5	25030	11/30/11 19:27	JG	TAL NC
Total/NA	Prep	3540C			24341	11/22/11 09:37	AK	TAL NC
Total/NA	Analysis	8082		1	24767	11/28/11 18:14	LH	TAL NC
Total/NA	Prep	3050B			24164	11/21/11 10:05	DE	TAL NC
Total/NA	Analysis	6010B		1	24821	11/28/11 22:36	BD	TAL NC
Total/NA	Analysis	6010B		4	24992	11/29/11 13:42	BD	TAL NC
Total/NA	Prep	7471A			24171	11/21/11 14:25	DE	TAL NC
Total/NA	Analysis	7471A		1	25193	11/30/11 09:15	AS	TAL NC
Total/NA	Analysis	Moisture		1	24188	11/21/11 11:39	CN	TAL NC

Client Sample ID: S-017324-111711-TP-005

Lab Sample ID: 240-6099-5
Date Collected: 11/17/11 14:45
Matrix: Solid
Date Received: 11/18/11 09:15
Percent Solids: 88.7

Prep Type	Batch Type	Batch Method	Run	Dilution Factor	Batch Number	Prepared or Analyzed	Analyst	Lab
Total/NA	Prep	5035			24808	11/18/11 19:00	LM	TAL NC
Total/NA	Analysis	8260B		1	24807	11/29/11 03:52	TL	TAL NC
Total/NA	Prep	3540C			24339	11/22/11 09:33	AK	TAL NC
Total/NA	Analysis	8270C		1	24924	11/30/11 01:03	JG	TAL NC
Total/NA	Prep	3540C			24341	11/22/11 09:37	AK	TAL NC
Total/NA	Analysis	8082		1	24767	11/28/11 18:28	LH	TAL NC
Total/NA	Prep	3050B			24164	11/21/11 10:05	DE	TAL NC
Total/NA	Analysis	6010B		1	24821	11/28/11 22:53	BD	TAL NC

Lab Chronicle

Client: Conestoga-Rovers & Associates, Inc.
Project/Site: 17324-T07, RACER Former MTM

TestAmerica Job ID: 240-6099-1

Client Sample ID: S-017324-111711-TP-005
Date Collected: 11/17/11 14:45
Date Received: 11/18/11 09:15

Lab Sample ID: 240-6099-5
Matrix: Solid
Percent Solids: 88.7

Prep Type	Batch Type	Batch Method	Run	Dilution Factor	Batch Number	Prepared or Analyzed	Analyst	Lab
Total/NA	Analysis	6010B		1	24992	11/30/11 07:22	BD	TAL NC
Total/NA	Analysis	6010B		4	24992	11/29/11 14:20	BD	TAL NC
Total/NA	Prep	7471A			24171	11/21/11 14:25	DE	TAL NC
Total/NA	Analysis	7471A		1	25193	11/30/11 09:19	AS	TAL NC
Total/NA	Analysis	Moisture		1	24188	11/21/11 11:39	CN	TAL NC

Laboratory References:

TAL NC = TestAmerica North Canton, 4101 Shuffel Street NW, North Canton, OH 44720, TEL (330)497-9396

Certification Summary

Client: Conestoga-Rovers & Associates, Inc.
Project/Site: 17324-T07, RACER Former MTM

TestAmerica Job ID: 240-6099-1

Laboratory	Authority	Program	EPA Region	Certification ID
TestAmerica North Canton	ACLASS	DoD ELAP		ADE-1437
TestAmerica North Canton	California	NELAC	9	01144CA
TestAmerica North Canton	Connecticut	State Program	1	PH-0590
TestAmerica North Canton	Florida	NELAC	4	E87225
TestAmerica North Canton	Georgia	Georgia EPD	4	N/A
TestAmerica North Canton	Illinois	NELAC	5	200004
TestAmerica North Canton	Kansas	NELAC	7	E-10336
TestAmerica North Canton	Kentucky	State Program	4	58
TestAmerica North Canton	Minnesota	NELAC	5	039-999-348
TestAmerica North Canton	Nevada	State Program	9	OH-000482008A
TestAmerica North Canton	New Jersey	NELAC	2	OH001
TestAmerica North Canton	New York	NELAC	2	10975
TestAmerica North Canton	Ohio	OVAP	5	CL0024
TestAmerica North Canton	Pennsylvania	NELAC	3	68-00340
TestAmerica North Canton	USDA	USDA		P330-11-00328
TestAmerica North Canton	Virginia	NELAC Secondary AB	3	460175
TestAmerica North Canton	West Virginia	West Virginia DEP	3	210
TestAmerica North Canton	Wisconsin	State Program	5	999518190

Accreditation may not be offered or required for all methods and analytes reported in this package. Please contact your project manager for the laboratory's current list of certified methods and analytes.

CONESTOGA-ROVERS & ASSOCIATES

6520 Corporate Drive
Indianapolis, Indiana 46278
(317) 291-7007 phone
(317) 328-2666 fax

CHAIN-OF-CUSTODY RECORD

SHIPPED TO (Laboratory Name): TA - North Canton

REFERENCE NUMBER: 017324-T07

PROJECT NAME: Former MTM

SAMPLER'S SIGNATURE: [signature] **PRINTED NAME:** Tim Pranger

SEQ. No.	DATE	TIME	SAMPLE IDENTIFICATION No.	SAMPLE MATRIX	No. OF CONTAINERS	PARAMETERS: TCL VOCs	TCL SVOCs	TCL PCBs	TAL Metals	REMARKS
1	11/17/11	945	S-017324-111711-TP-001	Soil	4	X				
2	11/17/11	1000	S-017324-111711-TP-002	Soil	4	X				
3	11/17/11	1015	S-017324-111711-TP-003	Soil	4	X				* Hold at Lab
4	11/17/11	1430	S-017324-111711-TP-004	Soil	6	X	X	X	X	
5	11/17/11	1445	S-017324-111711-TP-005	Soil	6	X	X	X	X	
TOTAL NUMBER OF CONTAINERS					24					

RELINQUISHED BY: ① [signature]	DATE: 11/17/11 TIME: 1830	RECEIVED BY: ②	DATE: TIME:
RELINQUISHED BY: ②	DATE: TIME:	RECEIVED BY: ③	DATE: TIME:
RELINQUISHED BY: ③	DATE: TIME:	RECEIVED BY: ④	DATE: TIME:

METHOD OF SHIPMENT: FedEx **TRACKING No.** 8754 2216 5407

White -Fully Executed Copy
Yellow -Receiving Laboratory Copy
Pink -Shipper Copy
Goldenrod -Sampler Copy

SAMPLE TEAM: Tim Pranger

RECEIVED FOR LABORATORY BY: [signature]
DATE: 11-18-11 TIME: 0915

2676

400001-00(SOURCE)GN-CO007

12/7/2011

TestAmerica Cooler Receipt Form/Narrative **Lot Number:** 6099
North Canton Facility

Client CRA Project _____ By: _____
Cooler Received on 11-18-11 Opened on 11-18-11 (Signature)
FedEx ☑ UPS ☐ DHL ☐ FAS ☐ Stetson ☐ Client Drop Off ☐ TestAmerica Courier ☐ Other _____
TestAmerica Cooler # A843 Multiple Coolers ☐ Foam Box ☐ Client Cooler ☐ Other _____

1. Were custody seals on the outside of the cooler(s)? Yes ☑ No ☐ Intact? Yes ☑ No ☐ NA ☐
   If YES, Quantity 2 Quantity Unsalvageable _____
   Were custody seals on the outside of cooler(s) signed and dated? Yes ☑ No ☐ NA ☐
   Were custody seals on the bottle(s)? Yes ☐ No ☑
   If YES, are there any exceptions? _____
2. Shippers' packing slip attached to the cooler(s)? Yes ☑ No ☐
3. Did custody papers accompany the sample(s)? Yes ☑ No ☐ Relinquished by client? Yes ☑ No ☐
4. Were the custody papers signed in the appropriate place? Yes ☑ No ☐
5. Packing material used: Bubble Wrap ☑ Foam ☐ None ☐ Other _____
6. Cooler temperature upon receipt 3.2 °C See back of form for multiple coolers/temps ☐
   METHOD: IR ☑ Other ☐ _____
   COOLANT: Wet Ice ☑ Blue Ice ☐ Dry Ice ☐ Water ☐ None ☐
7. Did all bottles arrive in good condition (Unbroken)? Yes ☑ No ☐
8. Could all bottle labels be reconciled with the COC? Yes ☑ No ☐
9. Were sample(s) at the correct pH upon receipt? Yes ☐ No ☐ NA ☑
10. Were correct bottle(s) used for the test(s) indicated? Yes ☑ No ☐
11. Were air bubbles >6 mm in any VOA vials? Yes ☐ No ☐ NA ☑
12. Sufficient quantity received to perform indicated analyses? Yes ☑ No ☐
13. Was a trip blank present in the cooler(s)? Yes ☐ No ☑ Were VOAs on the COC? Yes ☐ No ☑

Contacted PM _____ Date _____ by _____ via Verbal ☐ Voice Mail ☐ Other ☐
Concerning

14. CHAIN OF CUSTODY

The following discrepancies occurred:

15. SAMPLE CONDITION

Sample(s) _____ were received after the recommended holding time had expired.
Sample(s) _____ were received in a broken container.
Sample(s) _____ were received with bubble >6 mm in diameter. (Notify PM)

16. SAMPLE PRESERVATION

Sample(s) _____ were further preserved in Sample Receiving to meet recommended pH level(s). *Nitric Acid Lot# 110410-HNO_3; Sulfuric Acid Lot# 110410-H_2SO_4; Sodium Hydroxide Lot# 121809 -NaOH; Hydrochloric Acid Lot# 041911-HCl; Sodium Hydroxide and Zinc Acetate Lot#* 100108-*$(CH_3COO)_2ZN$/NaOH*. What time was preservative added to sample(s)? _____

Client ID	pH	Date	Initials

TestAmerica Cooler Receipt Form/Narrative

North Canton Facility

Client ID	pH	Date	Initials

Login Sample Receipt Checklist

Client: Conestoga-Rovers & Associates, Inc.

Job Number: 240-6099-1

Login Number: 6099

List Number: 1

Creator: Sutek, Nick

List Source: TestAmerica North Canton

Question	Answer	Comment
Radioactivity either was not measured or, if measured, is at or below background	N/A	
The cooler's custody seal, if present, is intact.	True	
The cooler or samples do not appear to have been compromised or tampered with.	True	
Samples were received on ice.	True	
Cooler Temperature is acceptable.	True	
Cooler Temperature is recorded.	True	3.2
COC is present.	True	
COC is filled out in ink and legible.	True	
COC is filled out with all pertinent information.	True	
Is the Field Sampler's name present on COC?	True	
There are no discrepancies between the sample IDs on the containers and the COC.	True	
Samples are received within Holding Time.	True	
Sample containers have legible labels.	True	
Containers are not broken or leaking.	True	
Sample collection date/times are provided.	True	
Appropriate sample containers are used.	True	
Sample bottles are completely filled.	True	
Sample Preservation Verified.	True	
There is sufficient vol. for all requested analyses, incl. any requested MS/MSDs	True	
VOA sample vials do not have headspace or bubble is <6mm (1/4") in diameter.	True	
Multiphasic samples are not present.	True	
Samples do not require splitting or compositing.	True	
Residual Chlorine Checked.	N/A	

TestAmerica

THE LEADER IN ENVIRONMENTAL TESTING



ANALYTICAL REPORT

TestAmerica Laboratories, Inc.
TestAmerica North Canton
4101 Shuffel Street NW
North Canton, OH 44720
Tel: (330)497-9396

TestAmerica Job ID: 240-6184-1
Client Project/Site: 17324-T07, RACER Former MTM

For:
Conestoga-Rovers & Associates, Inc.
6520 Corporate Drive
Indianapolis, Indiana 46278

Attn: Mr. Michael Richardson

Denise D Heckler

Authorized for release by:
12/7/2011 9:40:37 AM

Denise Heckler
Project Manager II
denise.heckler@testamericainc.com

LINKS

Review your project results through TotalAccess

Have a Question? Ask The Expert

Visit us at: www.testamericainc.com

This report has been electronically signed and authorized by the signatory. Electronic signature is intended to be the legally binding equivalent of a traditionally handwritten signature.

Results relate only to the items tested and the sample(s) as received by the laboratory.

Table of Contents

Cover Page 1
Table of Contents 2
Definitions/Glossary 3
Case Narrative 4
Method Summary 6
Sample Summary 7
Detection Summary 8
Client Sample Results 11
Surrogate Summary 37
QC Sample Results 38
QC Association Summary 41
Lab Chronicle 44
Certification Summary 50
Chain of Custody 51
Receipt Checklists 56

Qualifiers

GC/MS Semi VOA

Qualifier	Qualifier Description
X	Surrogate is outside control limits
U	Indicates the analyte was analyzed for but not detected.
F	MS or MSD exceeds the control limits
F	RPD of the MS and MSD exceeds the control limits
J	Result is less than the RL but greater than or equal to the MDL and the concentration is an approximate value.

Metals

Qualifier	Qualifier Description
4	MS, MSD: The analyte present in the original sample is 4 times greater than the matrix spike concentration; therefore, control limits are not applicable.
F	RPD of the MS and MSD exceeds the control limits
U	Indicates the analyte was analyzed for but not detected.

Glossary

Abbreviation	These commonly used abbreviations may or may not be present in this report.
☼	Listed under the "D" column to designate that the result is reported on a dry weight basis
%R	Percent Recovery
CNF	Contains no Free Liquid
DL, RA, RE, IN	Indicates a Dilution, Reanalysis, Re-extraction, or additional Initial metals/anion analysis of the sample
EDL	Estimated Detection Limit
EPA	United States Environmental Protection Agency
MDL	Method Detection Limit
ML	Minimum Level (Dioxin)
ND	Not detected at the reporting limit (or MDL or EDL if shown)
PQL	Practical Quantitation Limit
RL	Reporting Limit
RPD	Relative Percent Difference, a measure of the relative difference between two points
TEF	Toxicity Equivalent Factor (Dioxin)
TEQ	Toxicity Equivalent Quotient (Dioxin)

Job ID: 240-6184-1

Laboratory: TestAmerica North Canton

Narrative

CASE NARRATIVE

Client: Conestoga-Rovers & Associates, Inc.

Project: 17324-T07, RACER Former MTM

Report Number: 240-6184-1

With the exceptions noted as flags or footnotes, standard analytical protocols were followed in the analysis of the samples and no problems were encountered or anomalies observed. In addition all laboratory quality control samples were within established control limits, with any exceptions noted below. Each sample was analyzed to achieve the lowest possible reporting limit within the constraints of the method. In some cases, due to interference or analytes present at high concentrations, samples were diluted. For diluted samples, the reporting limits are adjusted relative to the dilution required.

TestAmerica North Canton attests to the validity of the laboratory data generated by TestAmerica facilities reported herein. All analyses performed by TestAmerica facilities were done using established laboratory SOPs that incorporate QA/QC procedures described in the application methods. TestAmerica's operations groups have reviewed the data for compliance with the laboratory QA/QC plan, and data have been found to be compliant with laboratory protocols unless otherwise noted below.

The test results in this report meet all NELAP requirements for parameters for which accreditation is required or available. Any exceptions to NELAP requirements are noted in this report. Pursuant to NELAP, this report may not be reproduced, except in full, without the written approval of the laboratory.

Calculations are performed before rounding to avoid round-off errors in calculated results.

All holding times were met and proper preservation noted for the methods performed on these samples, unless otherwise detailed in the individual sections below.

All solid sample results are reported on an "as received" basis unless otherwise indicated by the presence of a % solids value in the method header.

This laboratory report is confidential and is intended for the sole use of TestAmerica and its client.

RECEIPT

The samples were received on 11/22/2011; the samples arrived in good condition, properly preserved and on ice. The temperature of the coolers at receipt was 2.9 C.

SEMIVOLATILE ORGANIC COMPOUNDS (GC-MS)

Samples S-017324-112111-TP-006 (240-6184-1), S-017324-112111-TP-007 (240-6184-2), S-017324-112111-TP-008 (240-6184-3), S-017324-112111-TP-009 (240-6184-4), S-017324-112111-TP-010 (240-6184-5), S-017324-112111-TP-011 (240-6184-6) and S-017324-112111-TP-012 (240-6184-7) were analyzed for semivolatile organic compounds (GC-MS) in accordance with EPA SW-846 Method 8270C. The samples were prepared on 11/28/2011 and 11/29/2011 and analyzed on 12/01/2011.

Surrogates are added during the extraction process prior to dilution. When the sample is diluted, surrogate recoveries are diluted out and no corrective action is required.

Benzo[a]pyrene failed the recovery criteria high for the MSD of sample S-017324-112111-TP-011MSD (240-6184-6) in batch 240-25162. Benzo[a]pyrene exceeded the rpd limit.

The presence of the '4' qualifier in the data indicates analytes where the concentration in the unspiked sample exceeded four times the spiking amount.

Job ID: 240-6184-1 (Continued)

Laboratory: TestAmerica North Canton (Continued)

Samples S-017324-112111-TP-006 (240-6184-1)[50X], S-017324-112111-TP-009 (240-6184-4)[20X] and S-017324-112111-TP-011 (240-6184-6)[5X] required dilution prior to analysis due to matrix interference. The reporting limits have been adjusted accordingly. The surrogates are considered diluted out.

No other difficulties were encountered during the SVOC analyses.

All other quality control parameters were within the acceptance limits.

TOTAL METALS (ICP)

Samples S-017324-112111-TP-006 (240-6184-1), S-017324-112111-TP-007 (240-6184-2), S-017324-112111-TP-008 (240-6184-3), S-017324-112111-TP-009 (240-6184-4), S-017324-112111-TP-010 (240-6184-5), S-017324-112111-TP-011 (240-6184-6), S-017324-112111-TP-012 (240-6184-7), S-017324-112111-TP-013 (240-6184-8), S-017324-112111-TP-014 (240-6184-9), S-017324-112111-TP-015 (240-6184-10), S-017324-112111-TP-016 (240-6184-11), S-017324-112111-TP-017 (240-6184-12), S-017324-112111-TP-018 (240-6184-13), S-017324-112111-TP-019 (240-6184-14), S-017324-112111-TP-020 (240-6184-15), S-017324-112111-TP-022 (240-6184-17), S-017324-112111-TP-023 (240-6184-18), S-017324-112111-TP-025 (240-6184-20), S-017324-112111-TP-026 (240-6184-21), S-017324-112111-TP-028 (240-6184-23), S-017324-112111-TP-029 (240-6184-24), S-017324-112111-TP-031 (240-6184-26), S-017324-112111-TP-032 (240-6184-27), S-017324-112111-TP-033 (240-6184-28), S-017324-112111-TP-035 (240-6184-30) and S-017324-112111-TP-036 (240-6184-31) were analyzed for total metals (ICP) in accordance with EPA SW-846 Method 6010B. The samples were prepared on 11/23/2011 and analyzed on 11/29/2011 and 11/30/2011.

Lead failed the recovery criteria low for the MS/MSD of sample S-017324-112111-TP-011 (240-6184-6) in batch 240-24992.

Samples S-017324-112111-TP-009 (240-6184-4)[5X] and S-017324-112111-TP-011 (240-6184-6)[5X] required dilution prior to analysis. The reporting limits have been adjusted accordingly.

No other difficulties were encountered during the metals analyses.

All other quality control parameters were within the acceptance limits.

Method Summary

Client: Conestoga-Rovers & Associates, Inc.
Project/Site: 17324-T07, RACER Former MTM

TestAmerica Job ID: 240-6184-1

Method	Method Description	Protocol	Laboratory
8270C	Semivolatile Organic Compounds (GC/MS)	SW846	TAL NC
6010B	Metals (ICP)	SW846	TAL NC
Moisture	Percent Moisture	EPA	TAL NC

Protocol References:

EPA = US Environmental Protection Agency

SW846 = "Test Methods For Evaluating Solid Waste, Physical/Chemical Methods", Third Edition, November 1986 And Its Updates.

Laboratory References:

TAL NC = TestAmerica North Canton, 4101 Shuffel Street NW, North Canton, OH 44720, TEL (330)497-9396

Sample Summary

Client: Conestoga-Rovers & Associates, Inc.
Project/Site: 17324-T07, RACER Former MTM

TestAmerica Job ID: 240-6184-1

Lab Sample ID	Client Sample ID	Matrix	Collected	Received
240-6184-1	S-017324-112111-TP-006	Solid	11/21/11 08:45	11/22/11 09:45
240-6184-2	S-017324-112111-TP-007	Solid	11/21/11 08:50	11/22/11 09:45
240-6184-3	S-017324-112111-TP-008	Solid	11/21/11 08:52	11/22/11 09:45
240-6184-4	S-017324-112111-TP-009	Solid	11/21/11 09:10	11/22/11 09:45
240-6184-5	S-017324-112111-TP-010	Solid	11/21/11 09:14	11/22/11 09:45
240-6184-6	S-017324-112111-TP-011	Solid	11/21/11 09:25	11/22/11 09:45
240-6184-7	S-017324-112111-TP-012	Solid	11/21/11 09:28	11/22/11 09:45
240-6184-8	S-017324-112111-TP-013	Solid	11/21/11 09:35	11/22/11 09:45
240-6184-9	S-017324-112111-TP-014	Solid	11/21/11 09:38	11/22/11 09:45
240-6184-10	S-017324-112111-TP-015	Solid	11/21/11 09:55	11/22/11 09:45
240-6184-11	S-017324-112111-TP-016	Solid	11/21/11 09:58	11/22/11 09:45
240-6184-12	S-017324-112111-TP-017	Solid	11/21/11 10:05	11/22/11 09:45
240-6184-13	S-017324-112111-TP-018	Solid	11/21/11 10:09	11/22/11 09:45
240-6184-14	S-017324-112111-TP-019	Solid	11/21/11 11:10	11/22/11 09:45
240-6184-15	S-017324-112111-TP-020	Solid	11/21/11 11:13	11/22/11 09:45
240-6184-17	S-017324-112111-TP-022	Solid	11/21/11 13:25	11/22/11 09:45
240-6184-18	S-017324-112111-TP-023	Solid	11/21/11 13:28	11/22/11 09:45
240-6184-20	S-017324-112111-TP-025	Solid	11/21/11 13:50	11/22/11 09:45
240-6184-21	S-017324-112111-TP-026	Solid	11/21/11 13:54	11/22/11 09:45
240-6184-23	S-017324-112111-TP-028	Solid	11/21/11 14:10	11/22/11 09:45
240-6184-24	S-017324-112111-TP-029	Solid	11/21/11 14:15	11/22/11 09:45
240-6184-26	S-017324-112111-TP-031	Solid	11/21/11 14:32	11/22/11 09:45
240-6184-27	S-017324-112111-TP-032	Solid	11/21/11 14:34	11/22/11 09:45
240-6184-28	S-017324-112111-TP-033	Solid	11/21/11 14:51	11/22/11 09:45
240-6184-30	S-017324-112111-TP-035	Solid	11/21/11 15:05	11/22/11 09:45
240-6184-31	S-017324-112111-TP-036	Solid	11/21/11 15:09	11/22/11 09:45

Detection Summary

Client: Conestoga-Rovers & Associates, Inc.
Project/Site: 17324-T07, RACER Former MTM

TestAmerica Job ID: 240-6184-1

Client Sample ID: S-017324-112111-TP-006 — Lab Sample ID: 240-6184-1

Analyte	Result	Qualifier	RL	MDL	Unit	Dil Fac	D	Method	Prep Type
Benzo[a]pyrene	100000		540	270	ug/Kg	50	☼	8270C	Total/NA
Lead	92		0.47	0.30	mg/Kg	1	☼	6010B	Total/NA

Client Sample ID: S-017324-112111-TP-007 — Lab Sample ID: 240-6184-2

Analyte	Result	Qualifier	RL	MDL	Unit	Dil Fac	D	Method	Prep Type
Benzo[a]pyrene	16		8.5	4.2	ug/Kg	1	☼	8270C	Total/NA
Lead	14		0.34	0.22	mg/Kg	1	☼	6010B	Total/NA

Client Sample ID: S-017324-112111-TP-008 — Lab Sample ID: 240-6184-3

Analyte	Result	Qualifier	RL	MDL	Unit	Dil Fac	D	Method	Prep Type
Lead	12		0.35	0.22	mg/Kg	1	☼	6010B	Total/NA

Client Sample ID: S-017324-112111-TP-009 — Lab Sample ID: 240-6184-4

Analyte	Result	Qualifier	RL	MDL	Unit	Dil Fac	D	Method	Prep Type
Benzo[a]pyrene	1300		170	86	ug/Kg	20	☼	8270C	Total/NA
Lead	2700		1.8	1.2	mg/Kg	5	☼	6010B	Total/NA

Client Sample ID: S-017324-112111-TP-010 — Lab Sample ID: 240-6184-5

Analyte	Result	Qualifier	RL	MDL	Unit	Dil Fac	D	Method	Prep Type
Lead	13		0.37	0.24	mg/Kg	1	☼	6010B	Total/NA

Client Sample ID: S-017324-112111-TP-011 — Lab Sample ID: 240-6184-6

Analyte	Result	Qualifier	RL	MDL	Unit	Dil Fac	D	Method	Prep Type
Benzo[a]pyrene	340		39	19	ug/Kg	5	☼	8270C	Total/NA
Lead	2500		1.7	1.1	mg/Kg	5	☼	6010B	Total/NA

Client Sample ID: S-017324-112111-TP-012 — Lab Sample ID: 240-6184-7

Analyte	Result	Qualifier	RL	MDL	Unit	Dil Fac	D	Method	Prep Type
Benzo[a]pyrene	5.9	J	8.1	4.0	ug/Kg	1	☼	8270C	Total/NA
Lead	140		0.34	0.22	mg/Kg	1	☼	6010B	Total/NA

Client Sample ID: S-017324-112111-TP-013 — Lab Sample ID: 240-6184-8

Analyte	Result	Qualifier	RL	MDL	Unit	Dil Fac	D	Method	Prep Type
Lead	14		0.40	0.25	mg/Kg	1	☼	6010B	Total/NA

Client Sample ID: S-017324-112111-TP-014 — Lab Sample ID: 240-6184-9

Analyte	Result	Qualifier	RL	MDL	Unit	Dil Fac	D	Method	Prep Type
Lead	11		0.34	0.22	mg/Kg	1	☼	6010B	Total/NA

Client Sample ID: S-017324-112111-TP-015 — Lab Sample ID: 240-6184-10

Analyte	Result	Qualifier	RL	MDL	Unit	Dil Fac	D	Method	Prep Type
Lead	19		0.36	0.23	mg/Kg	1	☼	6010B	Total/NA

Client Sample ID: S-017324-112111-TP-016 — Lab Sample ID: 240-6184-11

Client Sample ID: S-017324-112111-TP-016 (Continued) — Lab Sample ID: 240-6184-11

Analyte	Result	Qualifier	RL	MDL	Unit	Dil Fac	D	Method	Prep Type
Lead	11		0.37	0.23	mg/Kg	1	☼	6010B	Total/NA

Client Sample ID: S-017324-112111-TP-017 — Lab Sample ID: 240-6184-12

Analyte	Result	Qualifier	RL	MDL	Unit	Dil Fac	D	Method	Prep Type
Lead	11		0.31	0.20	mg/Kg	1	☼	6010B	Total/NA

Client Sample ID: S-017324-112111-TP-018 — Lab Sample ID: 240-6184-13

Analyte	Result	Qualifier	RL	MDL	Unit	Dil Fac	D	Method	Prep Type
Lead	14		0.36	0.23	mg/Kg	1	☼	6010B	Total/NA

Client Sample ID: S-017324-112111-TP-019 — Lab Sample ID: 240-6184-14

Analyte	Result	Qualifier	RL	MDL	Unit	Dil Fac	D	Method	Prep Type
Lead	130		0.36	0.23	mg/Kg	1	☼	6010B	Total/NA

Client Sample ID: S-017324-112111-TP-020 — Lab Sample ID: 240-6184-15

Analyte	Result	Qualifier	RL	MDL	Unit	Dil Fac	D	Method	Prep Type
Lead	15		0.34	0.21	mg/Kg	1	☼	6010B	Total/NA

Client Sample ID: S-017324-112111-TP-022 — Lab Sample ID: 240-6184-17

Analyte	Result	Qualifier	RL	MDL	Unit	Dil Fac	D	Method	Prep Type
Lead	310		0.41	0.26	mg/Kg	1	☼	6010B	Total/NA

Client Sample ID: S-017324-112111-TP-023 — Lab Sample ID: 240-6184-18

Analyte	Result	Qualifier	RL	MDL	Unit	Dil Fac	D	Method	Prep Type
Lead	21		0.28	0.18	mg/Kg	1	☼	6010B	Total/NA

Client Sample ID: S-017324-112111-TP-025 — Lab Sample ID: 240-6184-20

Analyte	Result	Qualifier	RL	MDL	Unit	Dil Fac	D	Method	Prep Type
Lead	780		0.32	0.20	mg/Kg	1	☼	6010B	Total/NA

Client Sample ID: S-017324-112111-TP-026 — Lab Sample ID: 240-6184-21

Analyte	Result	Qualifier	RL	MDL	Unit	Dil Fac	D	Method	Prep Type
Lead	16		0.34	0.22	mg/Kg	1	☼	6010B	Total/NA

Client Sample ID: S-017324-112111-TP-028 — Lab Sample ID: 240-6184-23

Analyte	Result	Qualifier	RL	MDL	Unit	Dil Fac	D	Method	Prep Type
Lead	45		0.31	0.19	mg/Kg	1	☼	6010B	Total/NA

Client Sample ID: S-017324-112111-TP-029 — Lab Sample ID: 240-6184-24

Analyte	Result	Qualifier	RL	MDL	Unit	Dil Fac	D	Method	Prep Type
Lead	19		0.33	0.21	mg/Kg	1	☼	6010B	Total/NA

Client Sample ID: S-017324-112111-TP-031 — Lab Sample ID: 240-6184-26

Client Sample ID: S-017324-112111-TP-031 (Continued) — Lab Sample ID: 240-6184-26

Analyte	Result	Qualifier	RL	MDL	Unit	Dil Fac	D	Method	Prep Type
Lead	8.6		0.35	0.22	mg/Kg	1	☼	6010B	Total/NA

Client Sample ID: S-017324-112111-TP-032 — Lab Sample ID: 240-6184-27

Analyte	Result	Qualifier	RL	MDL	Unit	Dil Fac	D	Method	Prep Type
Lead	8.9		0.33	0.21	mg/Kg	1	☼	6010B	Total/NA

Client Sample ID: S-017324-112111-TP-033 — Lab Sample ID: 240-6184-28

Analyte	Result	Qualifier	RL	MDL	Unit	Dil Fac	D	Method	Prep Type
Lead	17		0.36	0.23	mg/Kg	1	☼	6010B	Total/NA

Client Sample ID: S-017324-112111-TP-035 — Lab Sample ID: 240-6184-30

Analyte	Result	Qualifier	RL	MDL	Unit	Dil Fac	D	Method	Prep Type
Lead	19		0.33	0.21	mg/Kg	1	☼	6010B	Total/NA

Client Sample ID: S-017324-112111-TP-036 — Lab Sample ID: 240-6184-31

Analyte	Result	Qualifier	RL	MDL	Unit	Dil Fac	D	Method	Prep Type
Lead	15		0.37	0.23	mg/Kg	1	☼	6010B	Total/NA

Client: Conestoga-Rovers & Associates, Inc.
Project/Site: 17324-T07, RACER Former MTM

TestAmerica Job ID: 240-6184-1

Client Sample ID: S-017324-112111-TP-006
Date Collected: 11/21/11 08:45
Date Received: 11/22/11 09:45

Lab Sample ID: 240-6184-1
Matrix: Solid
Percent Solids: 61.5

Method: 8270C - Semivolatile Organic Compounds (GC/MS)

Analyte	Result	Qualifier	RL	MDL	Unit	D	Prepared	Analyzed	Dil Fac
Benzo[a]pyrene	100000		540	270	ug/Kg	☼	11/28/11 10:26	12/01/11 19:58	50

Surrogate	*%Recovery*	*Qualifier*	*Limits*	*Prepared*	*Analyzed*	*Dil Fac*
2-Fluorobiphenyl (Surr)	*64*		*34 - 110*	*11/28/11 10:26*	*12/01/11 19:58*	*50*
2-Fluorophenol (Surr)	*76*		*26 - 110*	*11/28/11 10:26*	*12/01/11 19:58*	*50*
2,4,6-Tribromophenol (Surr)	*0*	*X*	*10 - 118*	*11/28/11 10:26*	*12/01/11 19:58*	*50*
Nitrobenzene-d5 (Surr)	*74*		*24 - 112*	*11/28/11 10:26*	*12/01/11 19:58*	*50*
Phenol-d5 (Surr)	*66*		*28 - 110*	*11/28/11 10:26*	*12/01/11 19:58*	*50*
Terphenyl-d14 (Surr)	*103*		*41 - 119*	*11/28/11 10:26*	*12/01/11 19:58*	*50*

Method: 6010B - Metals (ICP)

Analyte	Result	Qualifier	RL	MDL	Unit	D	Prepared	Analyzed	Dil Fac
Lead	92		0.47	0.30	mg/Kg	☼	11/23/11 10:44	11/29/11 15:00	1

Client: Conestoga-Rovers & Associates, Inc.
Project/Site: 17324-T07, RACER Former MTM

TestAmerica Job ID: 240-6184-1

Client Sample ID: S-017324-112111-TP-007
Date Collected: 11/21/11 08:50
Date Received: 11/22/11 09:45

Lab Sample ID: 240-6184-2
Matrix: Solid
Percent Solids: 78.0

Method: 8270C - Semivolatile Organic Compounds (GC/MS)

Analyte	Result	Qualifier	RL	MDL	Unit	D	Prepared	Analyzed	Dil Fac
Benzo[a]pyrene	16		8.5	4.2	ug/Kg	☼	11/28/11 10:26	12/01/11 19:19	1

Surrogate	*%Recovery*	*Qualifier*	*Limits*	*Prepared*	*Analyzed*	*Dil Fac*
2-Fluorobiphenyl (Surr)	*52*		*34 - 110*	*11/28/11 10:26*	*12/01/11 19:19*	*1*
2-Fluorophenol (Surr)	*68*		*26 - 110*	*11/28/11 10:26*	*12/01/11 19:19*	*1*
2,4,6-Tribromophenol (Surr)	*50*		*10 - 118*	*11/28/11 10:26*	*12/01/11 19:19*	*1*
Nitrobenzene-d5 (Surr)	*56*		*24 - 112*	*11/28/11 10:26*	*12/01/11 19:19*	*1*
Phenol-d5 (Surr)	*66*		*28 - 110*	*11/28/11 10:26*	*12/01/11 19:19*	*1*
Terphenyl-d14 (Surr)	*65*		*41 - 119*	*11/28/11 10:26*	*12/01/11 19:19*	*1*

Method: 6010B - Metals (ICP)

Analyte	Result	Qualifier	RL	MDL	Unit	D	Prepared	Analyzed	Dil Fac
Lead	14		0.34	0.22	mg/Kg	☼	11/23/11 10:44	11/29/11 15:05	1

Client: Conestoga-Rovers & Associates, Inc.
Project/Site: 17324-T07, RACER Former MTM

TestAmerica Job ID: 240-6184-1

Client Sample ID: S-017324-112111-TP-008
Date Collected: 11/21/11 08:52
Date Received: 11/22/11 09:45

Lab Sample ID: 240-6184-3
Matrix: Solid
Percent Solids: 76.4

Method: 8270C - Semivolatile Organic Compounds (GC/MS)

Analyte	Result	Qualifier	RL	MDL	Unit	D	Prepared	Analyzed	Dil Fac
Benzo[a]pyrene	8.8	U	8.8	4.3	ug/Kg	☼	11/28/11 10:26	12/01/11 19:39	1

Surrogate	*%Recovery*	*Qualifier*	*Limits*	*Prepared*	*Analyzed*	*Dil Fac*
2-Fluorobiphenyl (Surr)	*47*		*34 - 110*	*11/28/11 10:26*	*12/01/11 19:39*	*1*
2-Fluorophenol (Surr)	*62*		*26 - 110*	*11/28/11 10:26*	*12/01/11 19:39*	*1*
2,4,6-Tribromophenol (Surr)	*49*		*10 - 118*	*11/28/11 10:26*	*12/01/11 19:39*	*1*
Nitrobenzene-d5 (Surr)	*49*		*24 - 112*	*11/28/11 10:26*	*12/01/11 19:39*	*1*
Phenol-d5 (Surr)	*59*		*28 - 110*	*11/28/11 10:26*	*12/01/11 19:39*	*1*
Terphenyl-d14 (Surr)	*64*		*41 - 119*	*11/28/11 10:26*	*12/01/11 19:39*	*1*

Method: 6010B - Metals (ICP)

Analyte	Result	Qualifier	RL	MDL	Unit	D	Prepared	Analyzed	Dil Fac
Lead	**12**		0.35	0.22	mg/Kg	☼	11/23/11 10:44	11/29/11 15:22	1

Client: Conestoga-Rovers & Associates, Inc.
Project/Site: 17324-T07, RACER Former MTM

TestAmerica Job ID: 240-6184-1

Client Sample ID: S-017324-112111-TP-009
Date Collected: 11/21/11 09:10
Date Received: 11/22/11 09:45

Lab Sample ID: 240-6184-4
Matrix: Solid
Percent Solids: 77.0

Method: 8270C - Semivolatile Organic Compounds (GC/MS)

Analyte	Result	Qualifier	RL	MDL	Unit	D	Prepared	Analyzed	Dil Fac
Benzo[a]pyrene	1300		170	86	ug/Kg	☼	11/29/11 08:41	12/01/11 17:31	20

Surrogate	*%Recovery*	*Qualifier*	*Limits*	*Prepared*	*Analyzed*	*Dil Fac*
2-Fluorobiphenyl (Surr)	*79*		*34 - 110*	*11/29/11 08:41*	*12/01/11 17:31*	*20*
2-Fluorophenol (Surr)	*67*		*26 - 110*	*11/29/11 08:41*	*12/01/11 17:31*	*20*
2,4,6-Tribromophenol (Surr)	*57*		*10 - 118*	*11/29/11 08:41*	*12/01/11 17:31*	*20*
Nitrobenzene-d5 (Surr)	*56*		*24 - 112*	*11/29/11 08:41*	*12/01/11 17:31*	*20*
Phenol-d5 (Surr)	*54*		*28 - 110*	*11/29/11 08:41*	*12/01/11 17:31*	*20*
Terphenyl-d14 (Surr)	*93*		*41 - 119*	*11/29/11 08:41*	*12/01/11 17:31*	*20*

Method: 6010B - Metals (ICP)

Analyte	Result	Qualifier	RL	MDL	Unit	D	Prepared	Analyzed	Dil Fac
Lead	2700		1.8	1.2	mg/Kg	☼	11/23/11 10:44	11/30/11 07:39	5

Client: Conestoga-Rovers & Associates, Inc.
Project/Site: 17324-T07, RACER Former MTM

TestAmerica Job ID: 240-6184-1

Client Sample ID: S-017324-112111-TP-010
Date Collected: 11/21/11 09:14
Date Received: 11/22/11 09:45

Lab Sample ID: 240-6184-5
Matrix: Solid
Percent Solids: 72.7

Method: 8270C - Semivolatile Organic Compounds (GC/MS)

Analyte	Result	Qualifier	RL	MDL	Unit	D	Prepared	Analyzed	Dil Fac
Benzo[a]pyrene	9.1	U	9.1	4.5	ug/Kg	☼	11/29/11 08:41	12/01/11 16:08	1

Surrogate	*%Recovery*	*Qualifier*	*Limits*	*Prepared*	*Analyzed*	*Dil Fac*
2-Fluorobiphenyl (Surr)	*49*		*34 - 110*	*11/29/11 08:41*	*12/01/11 16:08*	*1*
2-Fluorophenol (Surr)	*49*		*26 - 110*	*11/29/11 08:41*	*12/01/11 16:08*	*1*
2,4,6-Tribromophenol (Surr)	*46*		*10 - 118*	*11/29/11 08:41*	*12/01/11 16:08*	*1*
Nitrobenzene-d5 (Surr)	*41*		*24 - 112*	*11/29/11 08:41*	*12/01/11 16:08*	*1*
Phenol-d5 (Surr)	*45*		*28 - 110*	*11/29/11 08:41*	*12/01/11 16:08*	*1*
Terphenyl-d14 (Surr)	*67*		*41 - 119*	*11/29/11 08:41*	*12/01/11 16:08*	*1*

Method: 6010B - Metals (ICP)

Analyte	Result	Qualifier	RL	MDL	Unit	D	Prepared	Analyzed	Dil Fac
Lead	**13**		0.37	0.24	mg/Kg	☼	11/23/11 10:44	11/29/11 15:34	1

Client: Conestoga-Rovers & Associates, Inc.
Project/Site: 17324-T07, RACER Former MTM

TestAmerica Job ID: 240-6184-1

Client Sample ID: S-017324-112111-TP-011
Date Collected: 11/21/11 09:25
Date Received: 11/22/11 09:45

Lab Sample ID: 240-6184-6
Matrix: Solid
Percent Solids: 85.7

Method: 8270C - Semivolatile Organic Compounds (GC/MS)

Analyte	Result	Qualifier	RL	MDL	Unit	D	Prepared	Analyzed	Dil Fac
Benzo[a]pyrene	340		39	19	ug/Kg	☼	11/29/11 08:41	12/01/11 16:41	5

Surrogate	*%Recovery*	*Qualifier*	*Limits*	*Prepared*	*Analyzed*	*Dil Fac*
2-Fluorobiphenyl (Surr)	*65*		*34 - 110*	*11/29/11 08:41*	*12/01/11 16:41*	*5*
2-Fluorophenol (Surr)	*63*		*26 - 110*	*11/29/11 08:41*	*12/01/11 16:41*	*5*
2,4,6-Tribromophenol (Surr)	*57*		*10 - 118*	*11/29/11 08:41*	*12/01/11 16:41*	*5*
Nitrobenzene-d5 (Surr)	*53*		*24 - 112*	*11/29/11 08:41*	*12/01/11 16:41*	*5*
Phenol-d5 (Surr)	*56*		*28 - 110*	*11/29/11 08:41*	*12/01/11 16:41*	*5*
Terphenyl-d14 (Surr)	*89*		*41 - 119*	*11/29/11 08:41*	*12/01/11 16:41*	*5*

Method: 6010B - Metals (ICP)

Analyte	Result	Qualifier	RL	MDL	Unit	D	Prepared	Analyzed	Dil Fac
Lead	2500		1.7	1.1	mg/Kg	☼	11/23/11 10:44	11/30/11 07:28	5

Client: Conestoga-Rovers & Associates, Inc.
Project/Site: 17324-T07, RACER Former MTM

TestAmerica Job ID: 240-6184-1

Client Sample ID: S-017324-112111-TP-012
Date Collected: 11/21/11 09:28
Date Received: 11/22/11 09:45

Lab Sample ID: 240-6184-7
Matrix: Solid
Percent Solids: 82.4

Method: 8270C - Semivolatile Organic Compounds (GC/MS)

Analyte	Result	Qualifier	RL	MDL	Unit	D	Prepared	Analyzed	Dil Fac
Benzo[a]pyrene	5.9	J	8.1	4.0	ug/Kg	☼	11/29/11 08:41	12/01/11 16:24	1

Surrogate	*%Recovery*	*Qualifier*	*Limits*	*Prepared*	*Analyzed*	*Dil Fac*
2-Fluorobiphenyl (Surr)	*50*		*34 - 110*	*11/29/11 08:41*	*12/01/11 16:24*	*1*
2-Fluorophenol (Surr)	*56*		*26 - 110*	*11/29/11 08:41*	*12/01/11 16:24*	*1*
2,4,6-Tribromophenol (Surr)	*47*		*10 - 118*	*11/29/11 08:41*	*12/01/11 16:24*	*1*
Nitrobenzene-d5 (Surr)	*48*		*24 - 112*	*11/29/11 08:41*	*12/01/11 16:24*	*1*
Phenol-d5 (Surr)	*49*		*28 - 110*	*11/29/11 08:41*	*12/01/11 16:24*	*1*
Terphenyl-d14 (Surr)	*66*		*41 - 119*	*11/29/11 08:41*	*12/01/11 16:24*	*1*

Method: 6010B - Metals (ICP)

Analyte	Result	Qualifier	RL	MDL	Unit	D	Prepared	Analyzed	Dil Fac
Lead	140		0.34	0.22	mg/Kg	☼	11/23/11 10:44	11/29/11 15:39	1

Client: Conestoga-Rovers & Associates, Inc.
Project/Site: 17324-T07, RACER Former MTM

TestAmerica Job ID: 240-6184-1

Client Sample ID: S-017324-112111-TP-013
Date Collected: 11/21/11 09:35
Date Received: 11/22/11 09:45

Lab Sample ID: 240-6184-8
Matrix: Solid
Percent Solids: 71.7

Method: 6010B - Metals (ICP)

Analyte	Result	Qualifier	RL	MDL	Unit	D	Prepared	Analyzed	Dil Fac
Lead	14		0.40	0.25	mg/Kg	☼	11/23/11 10:44	11/29/11 15:45	1

Client: Conestoga-Rovers & Associates, Inc.
Project/Site: 17324-T07, RACER Former MTM

TestAmerica Job ID: 240-6184-1

Client Sample ID: S-017324-112111-TP-014
Date Collected: 11/21/11 09:38
Date Received: 11/22/11 09:45

Lab Sample ID: 240-6184-9
Matrix: Solid
Percent Solids: 81.0

Method: 6010B - Metals (ICP)

Analyte	Result	Qualifier	RL	MDL	Unit	D	Prepared	Analyzed	Dil Fac
Lead	11		0.34	0.22	mg/Kg	☼	11/23/11 10:44	11/29/11 15:51	1

Client: Conestoga-Rovers & Associates, Inc.
Project/Site: 17324-T07, RACER Former MTM

TestAmerica Job ID: 240-6184-1

Client Sample ID: S-017324-112111-TP-015
Date Collected: 11/21/11 09:55
Date Received: 11/22/11 09:45

Lab Sample ID: 240-6184-10
Matrix: Solid
Percent Solids: 76.8

Method: 6010B - Metals (ICP)

Analyte	Result	Qualifier	RL	MDL	Unit	D	Prepared	Analyzed	Dil Fac
Lead	19		0.36	0.23	mg/Kg	☼	11/23/11 10:44	11/29/11 15:56	1

Client Sample Results

Client: Conestoga-Rovers & Associates, Inc.
Project/Site: 17324-T07, RACER Former MTM

TestAmerica Job ID: 240-6184-1

Client Sample ID: S-017324-112111-TP-016
Date Collected: 11/21/11 09:58
Date Received: 11/22/11 09:45

Lab Sample ID: 240-6184-11
Matrix: Solid
Percent Solids: 78.7

Method: 6010B - Metals (ICP)

Analyte	Result	Qualifier	RL	MDL	Unit	D	Prepared	Analyzed	Dil Fac
Lead	11		0.37	0.23	mg/Kg	☼	11/23/11 10:44	11/29/11 16:02	1

Client: Conestoga-Rovers & Associates, Inc.
Project/Site: 17324-T07, RACER Former MTM

TestAmerica Job ID: 240-6184-1

Client Sample ID: S-017324-112111-TP-017
Date Collected: 11/21/11 10:05
Date Received: 11/22/11 09:45

Lab Sample ID: 240-6184-12
Matrix: Solid
Percent Solids: 86.7

Method: 6010B - Metals (ICP)

Analyte	Result	Qualifier	RL	MDL	Unit	D	Prepared	Analyzed	Dil Fac
Lead	11		0.31	0.20	mg/Kg	☼	11/23/11 10:44	11/29/11 16:08	1

Client: Conestoga-Rovers & Associates, Inc.
Project/Site: 17324-T07, RACER Former MTM

TestAmerica Job ID: 240-6184-1

Client Sample ID: S-017324-112111-TP-018
Date Collected: 11/21/11 10:09
Date Received: 11/22/11 09:45

Lab Sample ID: 240-6184-13
Matrix: Solid
Percent Solids: 75.5

Method: 6010B - Metals (ICP)

Analyte	Result	Qualifier	RL	MDL	Unit	D	Prepared	Analyzed	Dil Fac
Lead	14		0.36	0.23	mg/Kg	☼	11/23/11 10:44	11/29/11 16:13	1

Client: Conestoga-Rovers & Associates, Inc.
Project/Site: 17324-T07, RACER Former MTM

TestAmerica Job ID: 240-6184-1

Client Sample ID: S-017324-112111-TP-019
Date Collected: 11/21/11 11:10
Date Received: 11/22/11 09:45

Lab Sample ID: 240-6184-14
Matrix: Solid
Percent Solids: 81.6

Method: 6010B - Metals (ICP)

Analyte	Result	Qualifier	RL	MDL	Unit	D	Prepared	Analyzed	Dil Fac
Lead	130		0.36	0.23	mg/Kg	☼	11/23/11 10:44	11/29/11 16:31	1

Client: Conestoga-Rovers & Associates, Inc.
Project/Site: 17324-T07, RACER Former MTM

TestAmerica Job ID: 240-6184-1

Client Sample ID: S-017324-112111-TP-020
Date Collected: 11/21/11 11:13
Date Received: 11/22/11 09:45

Lab Sample ID: 240-6184-15
Matrix: Solid
Percent Solids: 78.0

Method: 6010B - Metals (ICP)

Analyte	Result	Qualifier	RL	MDL	Unit	D	Prepared	Analyzed	Dil Fac
Lead	15		0.34	0.21	mg/Kg	☼	11/23/11 10:44	11/29/11 16:36	1

Client Sample Results

Client: Conestoga-Rovers & Associates, Inc.
Project/Site: 17324-T07, RACER Former MTM

TestAmerica Job ID: 240-6184-1

Client Sample ID: S-017324-112111-TP-022
Date Collected: 11/21/11 13:25
Date Received: 11/22/11 09:45

Lab Sample ID: 240-6184-17
Matrix: Solid
Percent Solids: 71.4

Method: 6010B - Metals (ICP)

Analyte	Result	Qualifier	RL	MDL	Unit	D	Prepared	Analyzed	Dil Fac
Lead	310		0.41	0.26	mg/Kg	☼	11/23/11 10:44	11/29/11 16:42	1

Client Sample Results

Client: Conestoga-Rovers & Associates, Inc.
Project/Site: 17324-T07, RACER Former MTM

TestAmerica Job ID: 240-6184-1

Client Sample ID: S-017324-112111-TP-023
Date Collected: 11/21/11 13:28
Date Received: 11/22/11 09:45

Lab Sample ID: 240-6184-18
Matrix: Solid
Percent Solids: 88.6

Method: 6010B - Metals (ICP)

Analyte	Result	Qualifier	RL	MDL	Unit	D	Prepared	Analyzed	Dil Fac
Lead	21		0.28	0.18	mg/Kg	☼	11/23/11 10:44	11/29/11 16:48	1

Client: Conestoga-Rovers & Associates, Inc.
Project/Site: 17324-T07, RACER Former MTM

TestAmerica Job ID: 240-6184-1

Client Sample ID: S-017324-112111-TP-025
Date Collected: 11/21/11 13:50
Date Received: 11/22/11 09:45

Lab Sample ID: 240-6184-20
Matrix: Solid
Percent Solids: 79.6

Method: 6010B - Metals (ICP)

Analyte	Result	Qualifier	RL	MDL	Unit	D	Prepared	Analyzed	Dil Fac
Lead	780		0.32	0.20	mg/Kg	☼	11/23/11 10:44	11/29/11 16:53	1

Client: Conestoga-Rovers & Associates, Inc.
Project/Site: 17324-T07, RACER Former MTM

TestAmerica Job ID: 240-6184-1

Client Sample ID: S-017324-112111-TP-026
Date Collected: 11/21/11 13:54
Date Received: 11/22/11 09:45

Lab Sample ID: 240-6184-21
Matrix: Solid
Percent Solids: 78.5

Method: 6010B - Metals (ICP)

Analyte	Result	Qualifier	RL	MDL	Unit	D	Prepared	Analyzed	Dil Fac
Lead	16		0.34	0.22	mg/Kg	☼	11/23/11 10:44	11/29/11 16:59	1

Client: Conestoga-Rovers & Associates, Inc.
Project/Site: 17324-T07, RACER Former MTM

TestAmerica Job ID: 240-6184-1

Client Sample ID: S-017324-112111-TP-028
Date Collected: 11/21/11 14:10
Date Received: 11/22/11 09:45

Lab Sample ID: 240-6184-23
Matrix: Solid
Percent Solids: 78.5

Method: 6010B - Metals (ICP)

Analyte	Result	Qualifier	RL	MDL	Unit	D	Prepared	Analyzed	Dil Fac
Lead	45		0.31	0.19	mg/Kg	☼	11/23/11 10:44	11/29/11 17:05	1

Client Sample Results

Client: Conestoga-Rovers & Associates, Inc.
Project/Site: 17324-T07, RACER Former MTM

TestAmerica Job ID: 240-6184-1

Client Sample ID: S-017324-112111-TP-029
Date Collected: 11/21/11 14:15
Date Received: 11/22/11 09:45

Lab Sample ID: 240-6184-24
Matrix: Solid
Percent Solids: 82.4

Method: 6010B - Metals (ICP)

Analyte	Result	Qualifier	RL	MDL	Unit	D	Prepared	Analyzed	Dil Fac
Lead	19		0.33	0.21	mg/Kg	☼	11/23/11 11:11	11/29/11 23:38	1

Client Sample Results

Client: Conestoga-Rovers & Associates, Inc.
Project/Site: 17324-T07, RACER Former MTM

TestAmerica Job ID: 240-6184-1

Client Sample ID: S-017324-112111-TP-031
Date Collected: 11/21/11 14:32
Date Received: 11/22/11 09:45

Lab Sample ID: 240-6184-26
Matrix: Solid
Percent Solids: 85.3

Method: 6010B - Metals (ICP)

Analyte	Result	Qualifier	RL	MDL	Unit	D	Prepared	Analyzed	Dil Fac
Lead	8.6		0.35	0.22	mg/Kg	☼	11/23/11 11:11	11/29/11 23:44	1

Client: Conestoga-Rovers & Associates, Inc.
Project/Site: 17324-T07, RACER Former MTM

TestAmerica Job ID: 240-6184-1

Client Sample ID: S-017324-112111-TP-032
Date Collected: 11/21/11 14:34
Date Received: 11/22/11 09:45

Lab Sample ID: 240-6184-27
Matrix: Solid
Percent Solids: 86.2

Method: 6010B - Metals (ICP)

Analyte	Result	Qualifier	RL	MDL	Unit	D	Prepared	Analyzed	Dil Fac
Lead	8.9		0.33	0.21	mg/Kg	☼	11/23/11 11:11	11/29/11 23:50	1

Client: Conestoga-Rovers & Associates, Inc.
Project/Site: 17324-T07, RACER Former MTM

TestAmerica Job ID: 240-6184-1

Client Sample ID: S-017324-112111-TP-033
Date Collected: 11/21/11 14:51
Date Received: 11/22/11 09:45

Lab Sample ID: 240-6184-28
Matrix: Solid
Percent Solids: 78.8

Method: 6010B - Metals (ICP)

Analyte	Result	Qualifier	RL	MDL	Unit	D	Prepared	Analyzed	Dil Fac
Lead	17		0.36	0.23	mg/Kg	☼	11/23/11 11:11	11/29/11 23:56	1

Client Sample Results

Client: Conestoga-Rovers & Associates, Inc.
Project/Site: 17324-T07, RACER Former MTM

TestAmerica Job ID: 240-6184-1

Client Sample ID: S-017324-112111-TP-035
Date Collected: 11/21/11 15:05
Date Received: 11/22/11 09:45

Lab Sample ID: 240-6184-30
Matrix: Solid
Percent Solids: 86.7

Method: 6010B - Metals (ICP)

Analyte	Result	Qualifier	RL	MDL	Unit	D	Prepared	Analyzed	Dil Fac
Lead	19		0.33	0.21	mg/Kg	☼	11/23/11 11:11	11/30/11 00:03	1

Client Sample Results

Client: Conestoga-Rovers & Associates, Inc.
Project/Site: 17324-T07, RACER Former MTM

TestAmerica Job ID: 240-6184-1

Client Sample ID: S-017324-112111-TP-036
Date Collected: 11/21/11 15:09
Date Received: 11/22/11 09:45

Lab Sample ID: 240-6184-31
Matrix: Solid
Percent Solids: 80.1

Method: 6010B - Metals (ICP)

Analyte	Result	Qualifier	RL	MDL	Unit	D	Prepared	Analyzed	Dil Fac
Lead	15		0.37	0.23	mg/Kg	☼	11/23/11 11:11	11/29/11 23:01	1

Surrogate Summary

Client: Conestoga-Rovers & Associates, Inc.
Project/Site: 17324-T07, RACER Former MTM

TestAmerica Job ID: 240-6184-1

Method: 8270C - Semivolatile Organic Compounds (GC/MS)

Matrix: Solid

Prep Type: Total/NA

		Percent Surrogate Recovery (Acceptance Limits)							
		FBP	2FP	TBP	NBZ	PHL	TPH		
Lab Sample ID	Client Sample ID	(34-110)	(26-110)	(10-118)	(24-112)	(28-110)	(41-119)		
240-6184-1	S-017324-112111-TP-006	64	76	0 X	74	66	103		
240-6184-2	S-017324-112111-TP-007	52	68	50	56	66	65		
240-6184-3	S-017324-112111-TP-008	47	62	49	49	59	64		
240-6184-4	S-017324-112111-TP-009	79	67	57	56	54	93		
240-6184-5	S-017324-112111-TP-010	49	49	46	41	45	67		
240-6184-6	S-017324-112111-TP-011	65	63	57	53	56	89		
240-6184-6 MS	S-017324-112111-TP-011	59	56	53	50	56	70		
240-6184-6 MSD	S-017324-112111-TP-011	58	58	49	49	56	69		
240-6184-7	S-017324-112111-TP-012	50	56	47	48	49	66		
LCS 240-24737/24-A	Lab Control Sample	59	72	67	62	70	78		
LCS 240-24865/20-A	Lab Control Sample	61	65	69	58	62	81		
MB 240-24737/23-A	Method Blank	59	71	65	54	66	76		
MB 240-24865/19-A	Method Blank	56	59	44	52	55	75		

Surrogate Legend

FBP = 2-Fluorobiphenyl (Surr)
2FP = 2-Fluorophenol (Surr)
TBP = 2,4,6-Tribromophenol (Surr)
NBZ = Nitrobenzene-d5 (Surr)
PHL = Phenol-d5 (Surr)
TPH = Terphenyl-d14 (Surr)

Method: 8270C - Semivolatile Organic Compounds (GC/MS)

Lab Sample ID: MB 240-24737/23-A
Matrix: Solid
Analysis Batch: 25159

Client Sample ID: Method Blank
Prep Type: Total/NA
Prep Batch: 24737

Analyte	MB Result	MB Qualifier	RL	MDL	Unit	D	Prepared	Analyzed	Dil Fac
Benzo[a]pyrene	6.7	U	6.7	3.3	ug/Kg		11/28/11 10:26	12/01/11 10:56	1

Surrogate	*MB %Recovery*	*MB Qualifier*	*Limits*	*Prepared*	*Analyzed*	*Dil Fac*
2-Fluorobiphenyl (Surr)	*59*		*34 - 110*	*11/28/11 10:26*	*12/01/11 10:56*	*1*
2-Fluorophenol (Surr)	*71*		*26 - 110*	*11/28/11 10:26*	*12/01/11 10:56*	*1*
2,4,6-Tribromophenol (Surr)	*65*		*10 - 118*	*11/28/11 10:26*	*12/01/11 10:56*	*1*
Nitrobenzene-d5 (Surr)	*54*		*24 - 112*	*11/28/11 10:26*	*12/01/11 10:56*	*1*
Phenol-d5 (Surr)	*66*		*28 - 110*	*11/28/11 10:26*	*12/01/11 10:56*	*1*
Terphenyl-d14 (Surr)	*76*		*41 - 119*	*11/28/11 10:26*	*12/01/11 10:56*	*1*

Lab Sample ID: LCS 240-24737/24-A
Matrix: Solid
Analysis Batch: 25159

Client Sample ID: Lab Control Sample
Prep Type: Total/NA
Prep Batch: 24737

Analyte	Spike Added	LCS Result	LCS Qualifier	Unit	D	%Rec	%Rec. Limits
Benzo[a]pyrene	667	427		ug/Kg		64	44 - 115

Surrogate	*LCS %Recovery*	*LCS Qualifier*	*Limits*
2-Fluorobiphenyl (Surr)	*59*		*34 - 110*
2-Fluorophenol (Surr)	*72*		*26 - 110*
2,4,6-Tribromophenol (Surr)	*67*		*10 - 118*
Nitrobenzene-d5 (Surr)	*62*		*24 - 112*
Phenol-d5 (Surr)	*70*		*28 - 110*
Terphenyl-d14 (Surr)	*78*		*41 - 119*

Lab Sample ID: MB 240-24865/19-A
Matrix: Solid
Analysis Batch: 25162

Client Sample ID: Method Blank
Prep Type: Total/NA
Prep Batch: 24865

Analyte	MB Result	MB Qualifier	RL	MDL	Unit	D	Prepared	Analyzed	Dil Fac
Benzo[a]pyrene	6.7	U	6.7	3.3	ug/Kg		11/29/11 08:41	12/01/11 10:01	1

Surrogate	*MB %Recovery*	*MB Qualifier*	*Limits*	*Prepared*	*Analyzed*	*Dil Fac*
2-Fluorobiphenyl (Surr)	*56*		*34 - 110*	*11/29/11 08:41*	*12/01/11 10:01*	*1*
2-Fluorophenol (Surr)	*59*		*26 - 110*	*11/29/11 08:41*	*12/01/11 10:01*	*1*
2,4,6-Tribromophenol (Surr)	*44*		*10 - 118*	*11/29/11 08:41*	*12/01/11 10:01*	*1*
Nitrobenzene-d5 (Surr)	*52*		*24 - 112*	*11/29/11 08:41*	*12/01/11 10:01*	*1*
Phenol-d5 (Surr)	*55*		*28 - 110*	*11/29/11 08:41*	*12/01/11 10:01*	*1*
Terphenyl-d14 (Surr)	*75*		*41 - 119*	*11/29/11 08:41*	*12/01/11 10:01*	*1*

Lab Sample ID: LCS 240-24865/20-A
Matrix: Solid
Analysis Batch: 25162

Client Sample ID: Lab Control Sample
Prep Type: Total/NA
Prep Batch: 24865

Analyte	Spike Added	LCS Result	LCS Qualifier	Unit	D	%Rec	%Rec. Limits
Benzo[a]pyrene	667	445		ug/Kg		67	44 - 115

Method: 8270C - Semivolatile Organic Compounds (GC/MS) (Continued)

Lab Sample ID: LCS 240-24865/20-A
Matrix: Solid
Analysis Batch: 25162

Client Sample ID: Lab Control Sample
Prep Type: Total/NA
Prep Batch: 24865

Surrogate	*LCS %Recovery*	*LCS Qualifier*	*Limits*
2-Fluorobiphenyl (Surr)	*61*		*34 - 110*
2-Fluorophenol (Surr)	*65*		*26 - 110*
2,4,6-Tribromophenol (Surr)	*69*		*10 - 118*
Nitrobenzene-d5 (Surr)	*58*		*24 - 112*
Phenol-d5 (Surr)	*62*		*28 - 110*
Terphenyl-d14 (Surr)	*81*		*41 - 119*

Lab Sample ID: 240-6184-6 MS
Matrix: Solid
Analysis Batch: 25162

Client Sample ID: S-017324-112111-TP-011
Prep Type: Total/NA
Prep Batch: 24865

Analyte	Sample Result	Sample Qualifier	Spike Added	MS Result	MS Qualifier	Unit	D	%Rec	%Rec. Limits
Benzo[a]pyrene	340		777	866		ug/Kg	☼	67	10 - 200

Surrogate	*MS %Recovery*	*MS Qualifier*	*Limits*
2-Fluorobiphenyl (Surr)	*59*		*34 - 110*
2-Fluorophenol (Surr)	*56*		*26 - 110*
2,4,6-Tribromophenol (Surr)	*53*		*10 - 118*
Nitrobenzene-d5 (Surr)	*50*		*24 - 112*
Phenol-d5 (Surr)	*56*		*28 - 110*
Terphenyl-d14 (Surr)	*70*		*41 - 119*

Lab Sample ID: 240-6184-6 MSD
Matrix: Solid
Analysis Batch: 25162

Client Sample ID: S-017324-112111-TP-011
Prep Type: Total/NA
Prep Batch: 24865

Analyte	Sample Result	Sample Qualifier	Spike Added	MSD Result	MSD Qualifier	Unit	D	%Rec	%Rec. Limits	RPD	RPD Limit
Benzo[a]pyrene	340		775	2320	F	ug/Kg	☼	255	10 - 200	91	30

Surrogate	*MSD %Recovery*	*MSD Qualifier*	*Limits*
2-Fluorobiphenyl (Surr)	*58*		*34 - 110*
2-Fluorophenol (Surr)	*58*		*26 - 110*
2,4,6-Tribromophenol (Surr)	*49*		*10 - 118*
Nitrobenzene-d5 (Surr)	*49*		*24 - 112*
Phenol-d5 (Surr)	*56*		*28 - 110*
Terphenyl-d14 (Surr)	*69*		*41 - 119*

Method: 6010B - Metals (ICP)

Lab Sample ID: MB 240-24534/1-A
Matrix: Solid
Analysis Batch: 24992

Client Sample ID: Method Blank
Prep Type: Total/NA
Prep Batch: 24534

Analyte	MB Result	MB Qualifier	RL	MDL	Unit	D	Prepared	Analyzed	Dil Fac
Lead	0.30	U	0.30	0.19	mg/Kg		11/23/11 10:44	11/29/11 14:26	1

Method: 6010B - Metals (ICP) (Continued)

Lab Sample ID: LCS 240-24534/2-A — **Client Sample ID: Lab Control Sample**
Matrix: Solid — **Prep Type: Total/NA**
Analysis Batch: 24992 — **Prep Batch: 24534**

Analyte			Spike Added	LCS Result	LCS Qualifier	Unit	D	%Rec	%Rec. Limits		
Lead			50.0	46.8		mg/Kg		94	80 - 120		

Lab Sample ID: 240-6184-6 MS — **Client Sample ID: S-017324-112111-TP-011**
Matrix: Solid — **Prep Type: Total/NA**
Analysis Batch: 24992 — **Prep Batch: 24534**

Analyte	Sample Result	Sample Qualifier	Spike Added	MS Result	MS Qualifier	Unit	D	%Rec	%Rec. Limits		
Lead	2500		57.2	895	4	mg/Kg	☼	-2833	75 - 125		

Lab Sample ID: 240-6184-6 MSD — **Client Sample ID: S-017324-112111-TP-011**
Matrix: Solid — **Prep Type: Total/NA**
Analysis Batch: 24992 — **Prep Batch: 24534**

Analyte	Sample Result	Sample Qualifier	Spike Added	MSD Result	MSD Qualifier	Unit	D	%Rec	%Rec. Limits	RPD	RPD Limit
Lead	2500		57.2	1510	4 F	mg/Kg	☼	-1763	75 - 125	51	20

Lab Sample ID: MB 240-24542/1-A — **Client Sample ID: Method Blank**
Matrix: Solid — **Prep Type: Total/NA**
Analysis Batch: 24972 — **Prep Batch: 24542**

Analyte	MB Result	MB Qualifier	RL	MDL	Unit	D	Prepared	Analyzed	Dil Fac
Lead	0.30	U	0.30	0.19	mg/Kg		11/23/11 11:11	11/29/11 22:49	1

Lab Sample ID: LCS 240-24542/2-A — **Client Sample ID: Lab Control Sample**
Matrix: Solid — **Prep Type: Total/NA**
Analysis Batch: 24972 — **Prep Batch: 24542**

Analyte			Spike Added	LCS Result	LCS Qualifier	Unit	D	%Rec	%Rec. Limits		
Lead			50.0	47.7		mg/Kg		95	80 - 120		

Lab Sample ID: 240-6184-31 MS — **Client Sample ID: S-017324-112111-TP-036**
Matrix: Solid — **Prep Type: Total/NA**
Analysis Batch: 24972 — **Prep Batch: 24542**

Analyte	Sample Result	Sample Qualifier	Spike Added	MS Result	MS Qualifier	Unit	D	%Rec	%Rec. Limits		
Lead	15		60.6	71.7		mg/Kg	☼	94	75 - 125		

Lab Sample ID: 240-6184-31 MSD — **Client Sample ID: S-017324-112111-TP-036**
Matrix: Solid — **Prep Type: Total/NA**
Analysis Batch: 24972 — **Prep Batch: 24542**

Analyte	Sample Result	Sample Qualifier	Spike Added	MSD Result	MSD Qualifier	Unit	D	%Rec	%Rec. Limits	RPD	RPD Limit
Lead	15		60.6	74.1		mg/Kg	☼	98	75 - 125	3	20

GC/MS Semi VOA

Prep Batch: 24737

Lab Sample ID	Client Sample ID	Prep Type	Matrix	Method	Prep Batch
240-6184-1	S-017324-112111-TP-006	Total/NA	Solid	3540C	
240-6184-2	S-017324-112111-TP-007	Total/NA	Solid	3540C	
240-6184-3	S-017324-112111-TP-008	Total/NA	Solid	3540C	
LCS 240-24737/24-A	Lab Control Sample	Total/NA	Solid	3540C	
MB 240-24737/23-A	Method Blank	Total/NA	Solid	3540C	

Prep Batch: 24865

Lab Sample ID	Client Sample ID	Prep Type	Matrix	Method	Prep Batch
240-6184-4	S-017324-112111-TP-009	Total/NA	Solid	3540C	
240-6184-5	S-017324-112111-TP-010	Total/NA	Solid	3540C	
240-6184-6	S-017324-112111-TP-011	Total/NA	Solid	3540C	
240-6184-6 MS	S-017324-112111-TP-011	Total/NA	Solid	3540C	
240-6184-6 MSD	S-017324-112111-TP-011	Total/NA	Solid	3540C	
240-6184-7	S-017324-112111-TP-012	Total/NA	Solid	3540C	
LCS 240-24865/20-A	Lab Control Sample	Total/NA	Solid	3540C	
MB 240-24865/19-A	Method Blank	Total/NA	Solid	3540C	

Analysis Batch: 25159

Lab Sample ID	Client Sample ID	Prep Type	Matrix	Method	Prep Batch
240-6184-1	S-017324-112111-TP-006	Total/NA	Solid	8270C	24737
240-6184-2	S-017324-112111-TP-007	Total/NA	Solid	8270C	24737
240-6184-3	S-017324-112111-TP-008	Total/NA	Solid	8270C	24737
LCS 240-24737/24-A	Lab Control Sample	Total/NA	Solid	8270C	24737
MB 240-24737/23-A	Method Blank	Total/NA	Solid	8270C	24737

Analysis Batch: 25162

Lab Sample ID	Client Sample ID	Prep Type	Matrix	Method	Prep Batch
240-6184-4	S-017324-112111-TP-009	Total/NA	Solid	8270C	24865
240-6184-5	S-017324-112111-TP-010	Total/NA	Solid	8270C	24865
240-6184-6	S-017324-112111-TP-011	Total/NA	Solid	8270C	24865
240-6184-6 MS	S-017324-112111-TP-011	Total/NA	Solid	8270C	24865
240-6184-6 MSD	S-017324-112111-TP-011	Total/NA	Solid	8270C	24865
240-6184-7	S-017324-112111-TP-012	Total/NA	Solid	8270C	24865
LCS 240-24865/20-A	Lab Control Sample	Total/NA	Solid	8270C	24865
MB 240-24865/19-A	Method Blank	Total/NA	Solid	8270C	24865

Metals

Prep Batch: 24534

Lab Sample ID	Client Sample ID	Prep Type	Matrix	Method	Prep Batch
240-6184-1	S-017324-112111-TP-006	Total/NA	Solid	3050B	
240-6184-2	S-017324-112111-TP-007	Total/NA	Solid	3050B	
240-6184-3	S-017324-112111-TP-008	Total/NA	Solid	3050B	
240-6184-4	S-017324-112111-TP-009	Total/NA	Solid	3050B	
240-6184-5	S-017324-112111-TP-010	Total/NA	Solid	3050B	
240-6184-6	S-017324-112111-TP-011	Total/NA	Solid	3050B	
240-6184-6 MS	S-017324-112111-TP-011	Total/NA	Solid	3050B	
240-6184-6 MSD	S-017324-112111-TP-011	Total/NA	Solid	3050B	
240-6184-7	S-017324-112111-TP-012	Total/NA	Solid	3050B	
240-6184-8	S-017324-112111-TP-013	Total/NA	Solid	3050B	
240-6184-9	S-017324-112111-TP-014	Total/NA	Solid	3050B	
240-6184-10	S-017324-112111-TP-015	Total/NA	Solid	3050B	

Metals (Continued)

Prep Batch: 24534 (Continued)

Lab Sample ID	Client Sample ID	Prep Type	Matrix	Method	Prep Batch
240-6184-11	S-017324-112111-TP-016	Total/NA	Solid	3050B	
240-6184-12	S-017324-112111-TP-017	Total/NA	Solid	3050B	
240-6184-13	S-017324-112111-TP-018	Total/NA	Solid	3050B	
240-6184-14	S-017324-112111-TP-019	Total/NA	Solid	3050B	
240-6184-15	S-017324-112111-TP-020	Total/NA	Solid	3050B	
240-6184-17	S-017324-112111-TP-022	Total/NA	Solid	3050B	
240-6184-18	S-017324-112111-TP-023	Total/NA	Solid	3050B	
240-6184-20	S-017324-112111-TP-025	Total/NA	Solid	3050B	
240-6184-21	S-017324-112111-TP-026	Total/NA	Solid	3050B	
240-6184-23	S-017324-112111-TP-028	Total/NA	Solid	3050B	
LCS 240-24534/2-A	Lab Control Sample	Total/NA	Solid	3050B	
MB 240-24534/1-A	Method Blank	Total/NA	Solid	3050B	

Prep Batch: 24542

Lab Sample ID	Client Sample ID	Prep Type	Matrix	Method	Prep Batch
240-6184-24	S-017324-112111-TP-029	Total/NA	Solid	3050B	
240-6184-26	S-017324-112111-TP-031	Total/NA	Solid	3050B	
240-6184-27	S-017324-112111-TP-032	Total/NA	Solid	3050B	
240-6184-28	S-017324-112111-TP-033	Total/NA	Solid	3050B	
240-6184-30	S-017324-112111-TP-035	Total/NA	Solid	3050B	
240-6184-31	S-017324-112111-TP-036	Total/NA	Solid	3050B	
240-6184-31 MS	S-017324-112111-TP-036	Total/NA	Solid	3050B	
240-6184-31 MSD	S-017324-112111-TP-036	Total/NA	Solid	3050B	
LCS 240-24542/2-A	Lab Control Sample	Total/NA	Solid	3050B	
MB 240-24542/1-A	Method Blank	Total/NA	Solid	3050B	

Analysis Batch: 24972

Lab Sample ID	Client Sample ID	Prep Type	Matrix	Method	Prep Batch
240-6184-24	S-017324-112111-TP-029	Total/NA	Solid	6010B	24542
240-6184-26	S-017324-112111-TP-031	Total/NA	Solid	6010B	24542
240-6184-27	S-017324-112111-TP-032	Total/NA	Solid	6010B	24542
240-6184-28	S-017324-112111-TP-033	Total/NA	Solid	6010B	24542
240-6184-30	S-017324-112111-TP-035	Total/NA	Solid	6010B	24542
240-6184-31	S-017324-112111-TP-036	Total/NA	Solid	6010B	24542
240-6184-31 MS	S-017324-112111-TP-036	Total/NA	Solid	6010B	24542
240-6184-31 MSD	S-017324-112111-TP-036	Total/NA	Solid	6010B	24542
LCS 240-24542/2-A	Lab Control Sample	Total/NA	Solid	6010B	24542
MB 240-24542/1-A	Method Blank	Total/NA	Solid	6010B	24542

Analysis Batch: 24992

Lab Sample ID	Client Sample ID	Prep Type	Matrix	Method	Prep Batch
240-6184-1	S-017324-112111-TP-006	Total/NA	Solid	6010B	24534
240-6184-2	S-017324-112111-TP-007	Total/NA	Solid	6010B	24534
240-6184-3	S-017324-112111-TP-008	Total/NA	Solid	6010B	24534
240-6184-4	S-017324-112111-TP-009	Total/NA	Solid	6010B	24534
240-6184-5	S-017324-112111-TP-010	Total/NA	Solid	6010B	24534
240-6184-6	S-017324-112111-TP-011	Total/NA	Solid	6010B	24534
240-6184-6 MS	S-017324-112111-TP-011	Total/NA	Solid	6010B	24534
240-6184-6 MSD	S-017324-112111-TP-011	Total/NA	Solid	6010B	24534
240-6184-7	S-017324-112111-TP-012	Total/NA	Solid	6010B	24534
240-6184-8	S-017324-112111-TP-013	Total/NA	Solid	6010B	24534
240-6184-9	S-017324-112111-TP-014	Total/NA	Solid	6010B	24534

Metals (Continued)

Analysis Batch: 24992 (Continued)

Lab Sample ID	Client Sample ID	Prep Type	Matrix	Method	Prep Batch
240-6184-10	S-017324-112111-TP-015	Total/NA	Solid	6010B	24534
240-6184-11	S-017324-112111-TP-016	Total/NA	Solid	6010B	24534
240-6184-12	S-017324-112111-TP-017	Total/NA	Solid	6010B	24534
240-6184-13	S-017324-112111-TP-018	Total/NA	Solid	6010B	24534
240-6184-14	S-017324-112111-TP-019	Total/NA	Solid	6010B	24534
240-6184-15	S-017324-112111-TP-020	Total/NA	Solid	6010B	24534
240-6184-17	S-017324-112111-TP-022	Total/NA	Solid	6010B	24534
240-6184-18	S-017324-112111-TP-023	Total/NA	Solid	6010B	24534
240-6184-20	S-017324-112111-TP-025	Total/NA	Solid	6010B	24534
240-6184-21	S-017324-112111-TP-026	Total/NA	Solid	6010B	24534
240-6184-23	S-017324-112111-TP-028	Total/NA	Solid	6010B	24534
LCS 240-24534/2-A	Lab Control Sample	Total/NA	Solid	6010B	24534
MB 240-24534/1-A	Method Blank	Total/NA	Solid	6010B	24534

General Chemistry

Analysis Batch: 24518

Lab Sample ID	Client Sample ID	Prep Type	Matrix	Method	Prep Batch
240-6184-1	S-017324-112111-TP-006	Total/NA	Solid	Moisture	
240-6184-2	S-017324-112111-TP-007	Total/NA	Solid	Moisture	
240-6184-3	S-017324-112111-TP-008	Total/NA	Solid	Moisture	
240-6184-4	S-017324-112111-TP-009	Total/NA	Solid	Moisture	
240-6184-5	S-017324-112111-TP-010	Total/NA	Solid	Moisture	
240-6184-6	S-017324-112111-TP-011	Total/NA	Solid	Moisture	
240-6184-6 DU	S-017324-112111-TP-011	Total/NA	Solid	Moisture	
240-6184-7	S-017324-112111-TP-012	Total/NA	Solid	Moisture	
240-6184-8	S-017324-112111-TP-013	Total/NA	Solid	Moisture	
240-6184-9	S-017324-112111-TP-014	Total/NA	Solid	Moisture	
240-6184-10	S-017324-112111-TP-015	Total/NA	Solid	Moisture	
240-6184-11	S-017324-112111-TP-016	Total/NA	Solid	Moisture	
240-6184-12	S-017324-112111-TP-017	Total/NA	Solid	Moisture	
240-6184-13	S-017324-112111-TP-018	Total/NA	Solid	Moisture	
240-6184-14	S-017324-112111-TP-019	Total/NA	Solid	Moisture	
240-6184-15	S-017324-112111-TP-020	Total/NA	Solid	Moisture	
240-6184-17	S-017324-112111-TP-022	Total/NA	Solid	Moisture	
240-6184-18	S-017324-112111-TP-023	Total/NA	Solid	Moisture	
240-6184-20	S-017324-112111-TP-025	Total/NA	Solid	Moisture	
240-6184-21	S-017324-112111-TP-026	Total/NA	Solid	Moisture	
240-6184-23	S-017324-112111-TP-028	Total/NA	Solid	Moisture	
240-6184-24	S-017324-112111-TP-029	Total/NA	Solid	Moisture	
240-6184-26	S-017324-112111-TP-031	Total/NA	Solid	Moisture	
240-6184-27	S-017324-112111-TP-032	Total/NA	Solid	Moisture	
240-6184-28	S-017324-112111-TP-033	Total/NA	Solid	Moisture	
240-6184-30	S-017324-112111-TP-035	Total/NA	Solid	Moisture	
240-6184-30 DU	S-017324-112111-TP-035	Total/NA	Solid	Moisture	
240-6184-31	S-017324-112111-TP-036	Total/NA	Solid	Moisture	
240-6184-31 DU	S-017324-112111-TP-036	Total/NA	Solid	Moisture	

Client Sample ID: S-017324-112111-TP-006

Lab Sample ID: 240-6184-1

Date Collected: 11/21/11 08:45

Matrix: Solid

Date Received: 11/22/11 09:45

Percent Solids: 61.5

Prep Type	Batch Type	Batch Method	Run	Dilution Factor	Batch Number	Prepared or Analyzed	Analyst	Lab
Total/NA	Prep	3540C			24737	11/28/11 10:26	CC	TAL NC
Total/NA	Analysis	8270C		50	25159	12/01/11 19:58	MU	TAL NC
Total/NA	Prep	3050B			24534	11/23/11 10:44	DE	TAL NC
Total/NA	Analysis	6010B		1	24992	11/29/11 15:00	BD	TAL NC
Total/NA	Analysis	Moisture		1	24518	11/23/11 09:50	AM	TAL NC

Client Sample ID: S-017324-112111-TP-007

Lab Sample ID: 240-6184-2

Date Collected: 11/21/11 08:50

Matrix: Solid

Date Received: 11/22/11 09:45

Percent Solids: 78.0

Prep Type	Batch Type	Batch Method	Run	Dilution Factor	Batch Number	Prepared or Analyzed	Analyst	Lab
Total/NA	Prep	3540C			24737	11/28/11 10:26	CC	TAL NC
Total/NA	Analysis	8270C		1	25159	12/01/11 19:19	MU	TAL NC
Total/NA	Prep	3050B			24534	11/23/11 10:44	DE	TAL NC
Total/NA	Analysis	6010B		1	24992	11/29/11 15:05	BD	TAL NC
Total/NA	Analysis	Moisture		1	24518	11/23/11 09:50	AM	TAL NC

Client Sample ID: S-017324-112111-TP-008

Lab Sample ID: 240-6184-3

Date Collected: 11/21/11 08:52

Matrix: Solid

Date Received: 11/22/11 09:45

Percent Solids: 76.4

Prep Type	Batch Type	Batch Method	Run	Dilution Factor	Batch Number	Prepared or Analyzed	Analyst	Lab
Total/NA	Prep	3540C			24737	11/28/11 10:26	CC	TAL NC
Total/NA	Analysis	8270C		1	25159	12/01/11 19:39	MU	TAL NC
Total/NA	Prep	3050B			24534	11/23/11 10:44	DE	TAL NC
Total/NA	Analysis	6010B		1	24992	11/29/11 15:22	BD	TAL NC
Total/NA	Analysis	Moisture		1	24518	11/23/11 09:50	AM	TAL NC

Client Sample ID: S-017324-112111-TP-009

Lab Sample ID: 240-6184-4

Date Collected: 11/21/11 09:10

Matrix: Solid

Date Received: 11/22/11 09:45

Percent Solids: 77.0

Prep Type	Batch Type	Batch Method	Run	Dilution Factor	Batch Number	Prepared or Analyzed	Analyst	Lab
Total/NA	Prep	3540C			24865	11/29/11 08:41	AK	TAL NC
Total/NA	Analysis	8270C		20	25162	12/01/11 17:31	TH	TAL NC
Total/NA	Prep	3050B			24534	11/23/11 10:44	DE	TAL NC
Total/NA	Analysis	6010B		5	24992	11/30/11 07:39	BD	TAL NC
Total/NA	Analysis	Moisture		1	24518	11/23/11 09:50	AM	TAL NC

Client Sample ID: S-017324-112111-TP-010

Lab Sample ID: 240-6184-5

Date Collected: 11/21/11 09:14

Matrix: Solid

Date Received: 11/22/11 09:45

Percent Solids: 72.7

Prep Type	Batch Type	Batch Method	Run	Dilution Factor	Batch Number	Prepared or Analyzed	Analyst	Lab
Total/NA	Prep	3540C			24865	11/29/11 08:41	AK	TAL NC
Total/NA	Analysis	8270C		1	25162	12/01/11 16:08	TH	TAL NC
Total/NA	Prep	3050B			24534	11/23/11 10:44	DE	TAL NC
Total/NA	Analysis	6010B		1	24992	11/29/11 15:34	BD	TAL NC
Total/NA	Analysis	Moisture		1	24518	11/23/11 09:50	AM	TAL NC

Client Sample ID: S-017324-112111-TP-011

Lab Sample ID: 240-6184-6

Date Collected: 11/21/11 09:25

Matrix: Solid

Date Received: 11/22/11 09:45

Percent Solids: 85.7

Prep Type	Batch Type	Batch Method	Run	Dilution Factor	Batch Number	Prepared or Analyzed	Analyst	Lab
Total/NA	Prep	3540C			24865	11/29/11 08:41	AK	TAL NC
Total/NA	Analysis	8270C		5	25162	12/01/11 16:41	TH	TAL NC
Total/NA	Prep	3050B			24534	11/23/11 10:44	DE	TAL NC
Total/NA	Analysis	6010B		5	24992	11/30/11 07:28	BD	TAL NC
Total/NA	Analysis	Moisture		1	24518	11/23/11 09:50	AM	TAL NC

Client Sample ID: S-017324-112111-TP-012

Lab Sample ID: 240-6184-7

Date Collected: 11/21/11 09:28

Matrix: Solid

Date Received: 11/22/11 09:45

Percent Solids: 82.4

Prep Type	Batch Type	Batch Method	Run	Dilution Factor	Batch Number	Prepared or Analyzed	Analyst	Lab
Total/NA	Prep	3540C			24865	11/29/11 08:41	AK	TAL NC
Total/NA	Analysis	8270C		1	25162	12/01/11 16:24	TH	TAL NC
Total/NA	Prep	3050B			24534	11/23/11 10:44	DE	TAL NC
Total/NA	Analysis	6010B		1	24992	11/29/11 15:39	BD	TAL NC
Total/NA	Analysis	Moisture		1	24518	11/23/11 09:50	AM	TAL NC

Client Sample ID: S-017324-112111-TP-013

Lab Sample ID: 240-6184-8

Date Collected: 11/21/11 09:35

Matrix: Solid

Date Received: 11/22/11 09:45

Percent Solids: 71.7

Prep Type	Batch Type	Batch Method	Run	Dilution Factor	Batch Number	Prepared or Analyzed	Analyst	Lab
Total/NA	Prep	3050B			24534	11/23/11 10:44	DE	TAL NC
Total/NA	Analysis	6010B		1	24992	11/29/11 15:45	BD	TAL NC
Total/NA	Analysis	Moisture		1	24518	11/23/11 09:50	AM	TAL NC

Client Sample ID: S-017324-112111-TP-014

Lab Sample ID: 240-6184-9

Date Collected: 11/21/11 09:38

Matrix: Solid

Date Received: 11/22/11 09:45

Percent Solids: 81.0

Prep Type	Batch Type	Batch Method	Run	Dilution Factor	Batch Number	Prepared or Analyzed	Analyst	Lab
Total/NA	Prep	3050B			24534	11/23/11 10:44	DE	TAL NC
Total/NA	Analysis	6010B		1	24992	11/29/11 15:51	BD	TAL NC

Client Sample ID: S-017324-112111-TP-014

Lab Sample ID: 240-6184-9

Date Collected: 11/21/11 09:38

Matrix: Solid

Date Received: 11/22/11 09:45

Prep Type	Batch Type	Batch Method	Run	Dilution Factor	Batch Number	Prepared or Analyzed	Analyst	Lab
Total/NA	Analysis	Moisture		1	24518	11/23/11 09:50	AM	TAL NC

Client Sample ID: S-017324-112111-TP-015

Lab Sample ID: 240-6184-10

Date Collected: 11/21/11 09:55

Matrix: Solid

Date Received: 11/22/11 09:45

Percent Solids: 76.8

Prep Type	Batch Type	Batch Method	Run	Dilution Factor	Batch Number	Prepared or Analyzed	Analyst	Lab
Total/NA	Prep	3050B			24534	11/23/11 10:44	DE	TAL NC
Total/NA	Analysis	6010B		1	24992	11/29/11 15:56	BD	TAL NC
Total/NA	Analysis	Moisture		1	24518	11/23/11 09:50	AM	TAL NC

Client Sample ID: S-017324-112111-TP-016

Lab Sample ID: 240-6184-11

Date Collected: 11/21/11 09:58

Matrix: Solid

Date Received: 11/22/11 09:45

Percent Solids: 78.7

Prep Type	Batch Type	Batch Method	Run	Dilution Factor	Batch Number	Prepared or Analyzed	Analyst	Lab
Total/NA	Prep	3050B			24534	11/23/11 10:44	DE	TAL NC
Total/NA	Analysis	6010B		1	24992	11/29/11 16:02	BD	TAL NC
Total/NA	Analysis	Moisture		1	24518	11/23/11 09:50	AM	TAL NC

Client Sample ID: S-017324-112111-TP-017

Lab Sample ID: 240-6184-12

Date Collected: 11/21/11 10:05

Matrix: Solid

Date Received: 11/22/11 09:45

Percent Solids: 86.7

Prep Type	Batch Type	Batch Method	Run	Dilution Factor	Batch Number	Prepared or Analyzed	Analyst	Lab
Total/NA	Prep	3050B			24534	11/23/11 10:44	DE	TAL NC
Total/NA	Analysis	6010B		1	24992	11/29/11 16:08	BD	TAL NC
Total/NA	Analysis	Moisture		1	24518	11/23/11 09:50	AM	TAL NC

Client Sample ID: S-017324-112111-TP-018

Lab Sample ID: 240-6184-13

Date Collected: 11/21/11 10:09

Matrix: Solid

Date Received: 11/22/11 09:45

Percent Solids: 75.5

Prep Type	Batch Type	Batch Method	Run	Dilution Factor	Batch Number	Prepared or Analyzed	Analyst	Lab
Total/NA	Prep	3050B			24534	11/23/11 10:44	DE	TAL NC
Total/NA	Analysis	6010B		1	24992	11/29/11 16:13	BD	TAL NC
Total/NA	Analysis	Moisture		1	24518	11/23/11 09:50	AM	TAL NC

Client Sample ID: S-017324-112111-TP-019

Lab Sample ID: 240-6184-14

Date Collected: 11/21/11 11:10

Matrix: Solid

Date Received: 11/22/11 09:45

Percent Solids: 81.6

Prep Type	Batch Type	Batch Method	Run	Dilution Factor	Batch Number	Prepared or Analyzed	Analyst	Lab
Total/NA	Prep	3050B			24534	11/23/11 10:44	DE	TAL NC
Total/NA	Analysis	6010B		1	24992	11/29/11 16:31	BD	TAL NC
Total/NA	Analysis	Moisture		1	24518	11/23/11 09:50	AM	TAL NC

Client Sample ID: S-017324-112111-TP-020

Lab Sample ID: 240-6184-15

Date Collected: 11/21/11 11:13

Matrix: Solid

Date Received: 11/22/11 09:45

Percent Solids: 78.0

Prep Type	Batch Type	Batch Method	Run	Dilution Factor	Batch Number	Prepared or Analyzed	Analyst	Lab
Total/NA	Prep	3050B			24534	11/23/11 10:44	DE	TAL NC
Total/NA	Analysis	6010B		1	24992	11/29/11 16:36	BD	TAL NC
Total/NA	Analysis	Moisture		1	24518	11/23/11 09:50	AM	TAL NC

Client Sample ID: S-017324-112111-TP-022

Lab Sample ID: 240-6184-17

Date Collected: 11/21/11 13:25

Matrix: Solid

Date Received: 11/22/11 09:45

Percent Solids: 71.4

Prep Type	Batch Type	Batch Method	Run	Dilution Factor	Batch Number	Prepared or Analyzed	Analyst	Lab
Total/NA	Prep	3050B			24534	11/23/11 10:44	DE	TAL NC
Total/NA	Analysis	6010B		1	24992	11/29/11 16:42	BD	TAL NC
Total/NA	Analysis	Moisture		1	24518	11/23/11 09:50	AM	TAL NC

Client Sample ID: S-017324-112111-TP-023

Lab Sample ID: 240-6184-18

Date Collected: 11/21/11 13:28

Matrix: Solid

Date Received: 11/22/11 09:45

Percent Solids: 88.6

Prep Type	Batch Type	Batch Method	Run	Dilution Factor	Batch Number	Prepared or Analyzed	Analyst	Lab
Total/NA	Prep	3050B			24534	11/23/11 10:44	DE	TAL NC
Total/NA	Analysis	6010B		1	24992	11/29/11 16:48	BD	TAL NC
Total/NA	Analysis	Moisture		1	24518	11/23/11 10:16	AM	TAL NC

Client Sample ID: S-017324-112111-TP-025

Lab Sample ID: 240-6184-20

Date Collected: 11/21/11 13:50

Matrix: Solid

Date Received: 11/22/11 09:45

Percent Solids: 79.6

Prep Type	Batch Type	Batch Method	Run	Dilution Factor	Batch Number	Prepared or Analyzed	Analyst	Lab
Total/NA	Prep	3050B			24534	11/23/11 10:44	DE	TAL NC
Total/NA	Analysis	6010B		1	24992	11/29/11 16:53	BD	TAL NC
Total/NA	Analysis	Moisture		1	24518	11/23/11 10:16	AM	TAL NC

Client Sample ID: S-017324-112111-TP-026 — **Lab Sample ID: 240-6184-21**
Date Collected: 11/21/11 13:54 — **Matrix: Solid**
Date Received: 11/22/11 09:45 — **Percent Solids: 78.5**

Prep Type	Batch Type	Batch Method	Run	Dilution Factor	Batch Number	Prepared or Analyzed	Analyst	Lab
Total/NA	Prep	3050B			24534	11/23/11 10:44	DE	TAL NC
Total/NA	Analysis	6010B		1	24992	11/29/11 16:59	BD	TAL NC
Total/NA	Analysis	Moisture		1	24518	11/23/11 10:16	AM	TAL NC

Client Sample ID: S-017324-112111-TP-028 — **Lab Sample ID: 240-6184-23**
Date Collected: 11/21/11 14:10 — **Matrix: Solid**
Date Received: 11/22/11 09:45 — **Percent Solids: 78.5**

Prep Type	Batch Type	Batch Method	Run	Dilution Factor	Batch Number	Prepared or Analyzed	Analyst	Lab
Total/NA	Prep	3050B			24534	11/23/11 10:44	DE	TAL NC
Total/NA	Analysis	6010B		1	24992	11/29/11 17:05	BD	TAL NC
Total/NA	Analysis	Moisture		1	24518	11/23/11 10:16	AM	TAL NC

Client Sample ID: S-017324-112111-TP-029 — **Lab Sample ID: 240-6184-24**
Date Collected: 11/21/11 14:15 — **Matrix: Solid**
Date Received: 11/22/11 09:45 — **Percent Solids: 82.4**

Prep Type	Batch Type	Batch Method	Run	Dilution Factor	Batch Number	Prepared or Analyzed	Analyst	Lab
Total/NA	Prep	3050B			24542	11/23/11 11:11	DE	TAL NC
Total/NA	Analysis	6010B		1	24972	11/29/11 23:38	KC	TAL NC
Total/NA	Analysis	Moisture		1	24518	11/23/11 10:16	AM	TAL NC

Client Sample ID: S-017324-112111-TP-031 — **Lab Sample ID: 240-6184-26**
Date Collected: 11/21/11 14:32 — **Matrix: Solid**
Date Received: 11/22/11 09:45 — **Percent Solids: 85.3**

Prep Type	Batch Type	Batch Method	Run	Dilution Factor	Batch Number	Prepared or Analyzed	Analyst	Lab
Total/NA	Prep	3050B			24542	11/23/11 11:11	DE	TAL NC
Total/NA	Analysis	6010B		1	24972	11/29/11 23:44	KC	TAL NC
Total/NA	Analysis	Moisture		1	24518	11/23/11 10:16	AM	TAL NC

Client Sample ID: S-017324-112111-TP-032 — **Lab Sample ID: 240-6184-27**
Date Collected: 11/21/11 14:34 — **Matrix: Solid**
Date Received: 11/22/11 09:45 — **Percent Solids: 86.2**

Prep Type	Batch Type	Batch Method	Run	Dilution Factor	Batch Number	Prepared or Analyzed	Analyst	Lab
Total/NA	Prep	3050B			24542	11/23/11 11:11	DE	TAL NC
Total/NA	Analysis	6010B		1	24972	11/29/11 23:50	KC	TAL NC
Total/NA	Analysis	Moisture		1	24518	11/23/11 10:16	AM	TAL NC

Lab Chronicle

Client: Conestoga-Rovers & Associates, Inc.
Project/Site: 17324-T07, RACER Former MTM

TestAmerica Job ID: 240-6184-1

Client Sample ID: S-017324-112111-TP-033

Lab Sample ID: 240-6184-28

Date Collected: 11/21/11 14:51
Matrix: Solid
Date Received: 11/22/11 09:45
Percent Solids: 78.8

Prep Type	Batch Type	Batch Method	Run	Dilution Factor	Batch Number	Prepared or Analyzed	Analyst	Lab
Total/NA	Prep	3050B			24542	11/23/11 11:11	DE	TAL NC
Total/NA	Analysis	6010B		1	24972	11/29/11 23:56	KC	TAL NC
Total/NA	Analysis	Moisture		1	24518	11/23/11 10:16	AM	TAL NC

Client Sample ID: S-017324-112111-TP-035

Lab Sample ID: 240-6184-30

Date Collected: 11/21/11 15:05
Matrix: Solid
Date Received: 11/22/11 09:45
Percent Solids: 86.7

Prep Type	Batch Type	Batch Method	Run	Dilution Factor	Batch Number	Prepared or Analyzed	Analyst	Lab
Total/NA	Prep	3050B			24542	11/23/11 11:11	DE	TAL NC
Total/NA	Analysis	6010B		1	24972	11/30/11 00:03	KC	TAL NC
Total/NA	Analysis	Moisture		1	24518	11/23/11 10:16	AM	TAL NC

Client Sample ID: S-017324-112111-TP-036

Lab Sample ID: 240-6184-31

Date Collected: 11/21/11 15:09
Matrix: Solid
Date Received: 11/22/11 09:45
Percent Solids: 80.1

Prep Type	Batch Type	Batch Method	Run	Dilution Factor	Batch Number	Prepared or Analyzed	Analyst	Lab
Total/NA	Prep	3050B			24542	11/23/11 11:11	DE	TAL NC
Total/NA	Analysis	6010B		1	24972	11/29/11 23:01	KC	TAL NC
Total/NA	Analysis	Moisture		1	24518	11/23/11 10:16	AM	TAL NC

Laboratory References:

TAL NC = TestAmerica North Canton, 4101 Shuffel Street NW, North Canton, OH 44720, TEL (330)497-9396

Certification Summary

Client: Conestoga-Rovers & Associates, Inc.
Project/Site: 17324-T07, RACER Former MTM

TestAmerica Job ID: 240-6184-1

Laboratory	Authority	Program	EPA Region	Certification ID
TestAmerica North Canton	ACLASS	DoD ELAP		ADE-1437
TestAmerica North Canton	California	NELAC	9	01144CA
TestAmerica North Canton	Connecticut	State Program	1	PH-0590
TestAmerica North Canton	Florida	NELAC	4	E87225
TestAmerica North Canton	Georgia	Georgia EPD	4	N/A
TestAmerica North Canton	Illinois	NELAC	5	200004
TestAmerica North Canton	Kansas	NELAC	7	E-10336
TestAmerica North Canton	Kentucky	State Program	4	58
TestAmerica North Canton	Minnesota	NELAC	5	039-999-348
TestAmerica North Canton	Nevada	State Program	9	OH-000482008A
TestAmerica North Canton	New Jersey	NELAC	2	OH001
TestAmerica North Canton	New York	NELAC	2	10975
TestAmerica North Canton	Ohio	OVAP	5	CL0024
TestAmerica North Canton	Pennsylvania	NELAC	3	68-00340
TestAmerica North Canton	USDA	USDA		P330-11-00328
TestAmerica North Canton	Virginia	NELAC Secondary AB	3	460175
TestAmerica North Canton	West Virginia	West Virginia DEP	3	210
TestAmerica North Canton	Wisconsin	State Program	5	999518190

Accreditation may not be offered or required for all methods and analytes reported in this package. Please contact your project manager for the laboratory's current list of certified methods and analytes.

CONESTOGA-ROVERS & ASSOCIATES

6520 Corporate Drive
Indianapolis, Indiana 46278
(317) 291-7007 phone
(317) 328-2666 fax

CHAIN-OF-CUSTODY RECORD

SHIPPED TO (Laboratory Name): Test America

REFERENCE NUMBER: 017324-T07

PROJECT NAME: MTM

SAMPLER'S SIGNATURE: [signature] **PRINTED NAME:** Tim Prenger

SEQ. No.	DATE	TIME	SAMPLE IDENTIFICATION No.	SAMPLE MATRIX	No. OF CONTAINERS	PARAMETERS: Total Lead	Benzo(a)pyrene	REMARKS
1	11/21/11	845	S-017324-112111-TP-006	Soil	2	X	X	
2		850	-007		2	X	X	
3		852	-008		2	X	X	
4		910	-009		2	X	X	
5		914	-010		2	X	X	
6		925	-011		4	X	X	MS/MSD
7		928	-012		2	X	X	
8		935	-013		1	X		
9		938	-014		1	X		
10		955	-015		1	X		
11		958	-016		1	X		
12		1005	-017		1	X		
13		1009	-018		1	X		
14		1110	-019		1	X		
15	11/21/11	1113	S-017324-112111-TP-020	Soil	1	X		
TOTAL NUMBER OF CONTAINERS					24			

RELINQUISHED BY: (1) [signature]	DATE: 11/21/11 TIME: 1900	RECEIVED BY: (2)	DATE: TIME:
RELINQUISHED BY: (2)	DATE: TIME:	RECEIVED BY: (3)	DATE: TIME:
RELINQUISHED BY: (3)	DATE: TIME:	RECEIVED BY: (4)	DATE: TIME:

METHOD OF SHIPMENT: FedEx **TRACKING No.** 8754 2216 5370

White -Fully Executed Copy
Yellow -Receiving Laboratory Copy
Pink -Shipper Copy
Goldenrod -Sampler Copy

SAMPLE TEAM: Tim Prenger

RECEIVED FOR LABORATORY BY: [signature]
DATE: 11/22/11 TIME: 945

2677

400001-00(SOURCE)GN-CO007

12/7/2011

CONESTOGA-ROVERS & ASSOCIATES

6520 Corporate Drive
Indianapolis, Indiana 46278
(317) 291-7007 phone
(317) 328-2666 fax

SHIPPED TO (Laboratory Name): TA - North Canton, OH

CHAIN-OF-CUSTODY RECORD

REFERENCE NUMBER: 017324-T07

PROJECT NAME: MTM

SAMPLER'S SIGNATURE: _____ **PRINTED NAME:** Tim Granger

SEQ. No.	DATE	TIME	SAMPLE IDENTIFICATION No.	SAMPLE MATRIX	No. OF CONTAINERS	PARAMETERS: Total Pb	REMARKS
1	11/21/11	1117	S-017324-112111-TP-021	Soil	1	X	* Hold at Lab
2		1325	-022		1	X	
3		1328	-023		1	X	
4		1331	-024		1	X	* Hold at Lab
5		1350	-025		1	X	
6		1354	-026		1	X	
7		1357	-027		1	X	* Hold at Lab
8		1410	-028		1	X	
9		1415	-029		1	X	
10		1417	-030		1	X	* Hold at Lab
11		1432	-031		1	X	
12		1434	-032		1	X	
13		1451	-033		1	X	
14		1455	-034		1	X	* Hold at Lab
15	11/21/11	1505	S-017324-112111-TP-035	Soil	1	X	
			TOTAL NUMBER OF CONTAINERS		15		

RELINQUISHED BY: ① _____	DATE: 11/21/11 TIME: 1900	RECEIVED BY: ② _____	DATE: TIME:
RELINQUISHED BY: ② _____	DATE: TIME:	RECEIVED BY: ③ _____	DATE: TIME:
RELINQUISHED BY: ③ _____	DATE: TIME:	RECEIVED BY: ④ _____	DATE: TIME:

METHOD OF SHIPMENT: FedEx **TRACKING No.** 8754 2216 5370

White -Fully Executed Copy
Yellow -Receiving Laboratory Copy
Pink -Shipper Copy
Goldenrod -Sampler Copy

SAMPLE TEAM: Tim Granger

RECEIVED FOR LABORATORY BY: _____

DATE: 11.22.11 TIME: 945

2678

400001-00(SOURCE)GN-CO007

12/7/2011

CONESTOGA-ROVERS & ASSOCIATES

6520 Corporate Drive
Indianapolis, Indiana 46278
(317) 291-7007 phone
(317) 328-2666 fax

CHAIN-OF-CUSTODY RECORD

SHIPPED TO (Laboratory Name): TA - North Canton, OH

REFERENCE NUMBER: 017324-707

PROJECT NAME: MTM

SAMPLER'S SIGNATURE: [signature] **PRINTED NAME:** Tim Prange

SEQ. No.	DATE	TIME	SAMPLE IDENTIFICATION No.	SAMPLE MATRIX	No. OF CONTAINERS	PARAMETERS: Total Pb	REMARKS
1	11/21/11	1509	S-017324-11211-TP-036	Soil	2	X	MS/MSD
2	11/21/11	1511	S-017324-11211-TP-037	Soil	1	X	*Hold at Lab

TestAmerica Cooler Receipt Form/Narrative **Lot Number:**_____
North Canton Facility

Client CH A Project _____ By: _____ (Signature)
Cooler Received on 11.22.11 Opened on 11.22.11
FedEx ☒ UPS ☐ DHL ☐ FAS ☐ Stetson ☐ Client Drop Off ☐ TestAmerica Courier ☐ Other_____
TestAmerica Cooler # 3214 Multiple Coolers ☐ Foam Box ☐ Client Cooler ☐ Other _____

1. Were custody seals on the outside of the cooler(s)? Yes ☒ No ☐ Intact? Yes ☒ No ☐ NA ☐
   If YES, Quantity_____ Quantity Unsalvageable_____
   Were custody seals on the outside of cooler(s) signed and dated? Yes ☒ No ☐ NA ☐
   Were custody seals on the bottle(s)? Yes ☐ No ☒
   If YES, are there any exceptions? _____
2. Shippers' packing slip attached to the cooler(s)? Yes ☒ No ☐
3. Did custody papers accompany the sample(s)? Yes ☒ No ☐ Relinquished by client? Yes ☒ No ☐
4. Were the custody papers signed in the appropriate place? Yes ☒ No ☐
5. Packing material used: Bubble Wrap ☒ Foam ☐ None ☐ Other _____
6. Cooler temperature upon receipt 2.9 °C See back of form for multiple coolers/temps ☐
   METHOD: IR ☒ Other ☐ _____
   COOLANT: Wet Ice ☒ Blue Ice ☐ Dry Ice ☐ Water ☐ None ☐
7. Did all bottles arrive in good condition (Unbroken)? Yes ☒ No ☐
8. Could all bottle labels be reconciled with the COC? Yes ☒ No ☐
9. Were sample(s) at the correct pH upon receipt? Yes ☐ No ☐ NA ☒
10. Were correct bottle(s) used for the test(s) indicated? Yes ☒ No ☐
11. Were air bubbles >6 mm in any VOA vials? Yes ☐ No ☐ NA ☒
12. Sufficient quantity received to perform indicated analyses? Yes ☒ No ☐
13. Was a trip blank present in the cooler(s)? Yes ☐ No ☒ Were VOAs on the COC? Yes ☐ No ☒

Contacted PM _____ Date _____ by _____ via Verbal ☐ Voice Mail ☐ Other ☐
Concerning

14. CHAIN OF CUSTODY

The following discrepancies occurred:

15. SAMPLE CONDITION

Sample(s)_____ were received after the recommended holding time had expired.
Sample(s)_____ were received in a broken container.
Sample(s)_____ were received with bubble >6 mm in diameter. (Notify PM)

16. SAMPLE PRESERVATION

Sample(s) _____ were further preserved in Sample Receiving to meet recommended pH level(s). *Nitric Acid Lot# 110410-HNO_3; Sulfuric Acid Lot# 110410-H_2SO_4; Sodium Hydroxide Lot# 121809 -NaOH; Hydrochloric Acid Lot# 041911-HCl; Sodium Hydroxide and Zinc Acetate Lot# 100108-$(CH_3COO)_2ZN$/NaOH.* What time was preservative added to sample(s)? _____

Client ID	pH	Date	Initials

TestAmerica Cooler Receipt Form/Narrative
North Canton Facility

Client ID	pH	Date	Initials

Login Sample Receipt Checklist

Client: Conestoga-Rovers & Associates, Inc.

Job Number: 240-6184-1

Login Number: 6184

List Number: 1

Creator: Sutek, Nick

List Source: TestAmerica North Canton

Question	Answer	Comment
Radioactivity either was not measured or, if measured, is at or below background	N/A	
The cooler's custody seal, if present, is intact.	True	
The cooler or samples do not appear to have been compromised or tampered with.	True	
Samples were received on ice.	True	
Cooler Temperature is acceptable.	True	
Cooler Temperature is recorded.	True	2.9
COC is present.	True	
COC is filled out in ink and legible.	True	
COC is filled out with all pertinent information.	True	
Is the Field Sampler's name present on COC?	True	
There are no discrepancies between the sample IDs on the containers and the COC.	True	
Samples are received within Holding Time.	True	
Sample containers have legible labels.	True	
Containers are not broken or leaking.	True	
Sample collection date/times are provided.	True	
Appropriate sample containers are used.	True	
Sample bottles are completely filled.	True	
Sample Preservation Verified.	True	
There is sufficient vol. for all requested analyses, incl. any requested MS/MSDs	True	
VOA sample vials do not have headspace or bubble is <6mm (1/4") in diameter.	True	
Multiphasic samples are not present.	True	
Samples do not require splitting or compositing.	True	
Residual Chlorine Checked.	N/A	

TestAmerica

THE LEADER IN ENVIRONMENTAL TESTING



ANALYTICAL REPORT

TestAmerica Laboratories, Inc.
TestAmerica North Canton
4101 Shuffel Street NW
North Canton, OH 44720
Tel: (330)497-9396

TestAmerica Job ID: 240-6200-1
Client Project/Site: 17324-T07, RACER Former MTM

For:
Conestoga-Rovers & Associates, Inc.
6520 Corporate Drive
Indianapolis, Indiana 46278

Attn: Mr. Michael Richardson

Denise D Heckler

Authorized for release by:
11/30/2011 2:31:56 PM

Denise Heckler
Project Manager II
denise.heckler@testamericainc.com

LINKS

Review your project results through TotalAccess

Have a Question? Ask The Expert

Visit us at: www.testamericainc.com

This report has been electronically signed and authorized by the signatory. Electronic signature is intended to be the legally binding equivalent of a traditionally handwritten signature.

Results relate only to the items tested and the sample(s) as received by the laboratory.

Table of Contents

Cover Page 1
Table of Contents 2
Definitions/Glossary 3
Case Narrative 4
Method Summary 5
Sample Summary 6
Detection Summary 7
Client Sample Results 9
QC Sample Results 23
QC Association Summary 24
Lab Chronicle 26
Certification Summary 29
Chain of Custody 30
Receipt Checklists 34

Definitions/Glossary

Client: Conestoga-Rovers & Associates, Inc.
Project/Site: 17324-T07, RACER Former MTM

TestAmerica Job ID: 240-6200-1

Qualifiers

Metals

Qualifier	Qualifier Description
U	Indicates the analyte was analyzed for but not detected.

Glossary

Abbreviation	These commonly used abbreviations may or may not be present in this report.
☼	Listed under the "D" column to designate that the result is reported on a dry weight basis
%R	Percent Recovery
CNF	Contains no Free Liquid
DL, RA, RE, IN	Indicates a Dilution, Reanalysis, Re-extraction, or additional Initial metals/anion analysis of the sample
EDL	Estimated Detection Limit
EPA	United States Environmental Protection Agency
MDL	Method Detection Limit
ML	Minimum Level (Dioxin)
ND	Not detected at the reporting limit (or MDL or EDL if shown)
PQL	Practical Quantitation Limit
RL	Reporting Limit
RPD	Relative Percent Difference, a measure of the relative difference between two points
TEF	Toxicity Equivalent Factor (Dioxin)
TEQ	Toxicity Equivalent Quotient (Dioxin)

Job ID: 240-6200-1

Laboratory: TestAmerica North Canton

Narrative

CASE NARRATIVE

Client: Conestoga-Rovers & Associates, Inc.

Project: 17324-T07, RACER Former MTM

Report Number: 240-6200-1

With the exceptions noted as flags or footnotes, standard analytical protocols were followed in the analysis of the samples and no problems were encountered or anomalies observed. In addition all laboratory quality control samples were within established control limits, with any exceptions noted below. Each sample was analyzed to achieve the lowest possible reporting limit within the constraints of the method. In some cases, due to interference or analytes present at high concentrations, samples were diluted. For diluted samples, the reporting limits are adjusted relative to the dilution required.

TestAmerica North Canton attests to the validity of the laboratory data generated by TestAmerica facilities reported herein. All analyses performed by TestAmerica facilities were done using established laboratory SOPs that incorporate QA/QC procedures described in the application methods. TestAmerica's operations groups have reviewed the data for compliance with the laboratory QA/QC plan, and data have been found to be compliant with laboratory protocols unless otherwise noted below.

The test results in this report meet all NELAP requirements for parameters for which accreditation is required or available. Any exceptions to NELAP requirements are noted in this report. Pursuant to NELAP, this report may not be reproduced, except in full, without the written approval of the laboratory.

Calculations are performed before rounding to avoid round-off errors in calculated results.

All holding times were met and proper preservation noted for the methods performed on these samples, unless otherwise detailed in the individual sections below.

All solid sample results are reported on an "as received" basis unless otherwise indicated by the presence of a % solids value in the method header.

This laboratory report is confidential and is intended for the sole use of TestAmerica and its client.

RECEIPT

The samples were received on 11/22/2011; the samples arrived in good condition, properly preserved and on ice. The temperature of the coolers at receipt was 3.4 C.

TOTAL METALS (ICP)

Samples S-017324-112111-TP-038 (240-6200-1), S-017324-112111-TP-039 (240-6200-2), S-017324-112111-TP-041 (240-6200-4), S-017324-112111-TP-042 (240-6200-5), S-017324-112111-TP-043 (240-6200-6), S-017324-112111-TP-044 (240-6200-7), S-017324-112111-TP-045 (240-6200-8), S-017324-112111-TP-046 (240-6200-9), S-017324-112111-TP-047 (240-6200-10), S-017324-112111-TP-048 (240-6200-11), S-017324-112111-TP-049 (240-6200-12), S-017324-112111-TP-050 (240-6200-13), S-017324-112111-TP-051 (240-6200-14) and S-017324-112111-TP-052 (240-6200-15) were analyzed for total metals (ICP) in accordance with EPA SW-846 Method 6010B. The samples were prepared on 11/23/2011 and analyzed on 11/30/2011.

No difficulties were encountered during the metals analyses.

All quality control parameters were within the acceptance limits.

Method Summary

Client: Conestoga-Rovers & Associates, Inc.
Project/Site: 17324-T07, RACER Former MTM

TestAmerica Job ID: 240-6200-1

Method	Method Description	Protocol	Laboratory
6010B	Metals (ICP)	SW846	TAL NC
Moisture	Percent Moisture	EPA	TAL NC

Protocol References:

EPA = US Environmental Protection Agency

SW846 = "Test Methods For Evaluating Solid Waste, Physical/Chemical Methods", Third Edition, November 1986 And Its Updates.

Laboratory References:

TAL NC = TestAmerica North Canton, 4101 Shuffel Street NW, North Canton, OH 44720, TEL (330)497-9396

Sample Summary

Client: Conestoga-Rovers & Associates, Inc.
Project/Site: 17324-T07, RACER Former MTM

TestAmerica Job ID: 240-6200-1

Lab Sample ID	Client Sample ID	Matrix	Collected	Received
240-6200-1	S-017324-112111-TP-038	Solid	11/21/11 15:25	11/22/11 09:45
240-6200-2	S-017324-112111-TP-039	Solid	11/21/11 15:30	11/22/11 09:45
240-6200-4	S-017324-112111-TP-041	Solid	11/21/11 15:47	11/22/11 09:45
240-6200-5	S-017324-112111-TP-042	Solid	11/21/11 15:50	11/22/11 09:45
240-6200-6	S-017324-112111-TP-043	Solid	11/21/11 15:56	11/22/11 09:45
240-6200-7	S-017324-112111-TP-044	Solid	11/21/11 15:58	11/22/11 09:45
240-6200-8	S-017324-112111-TP-045	Solid	11/21/11 16:05	11/22/11 09:45
240-6200-9	S-017324-112111-TP-046	Solid	11/21/11 16:08	11/22/11 09:45
240-6200-10	S-017324-112111-TP-047	Solid	11/21/11 16:15	11/22/11 09:45
240-6200-11	S-017324-112111-TP-048	Solid	11/21/11 16:20	11/22/11 09:45
240-6200-12	S-017324-112111-TP-049	Solid	11/21/11 16:25	11/22/11 09:45
240-6200-13	S-017324-112111-TP-050	Solid	11/21/11 16:29	11/22/11 09:45
240-6200-14	S-017324-112111-TP-051	Solid	11/21/11 16:50	11/22/11 09:45
240-6200-15	S-017324-112111-TP-052	Solid	11/21/11 16:54	11/22/11 09:45

Client Sample ID: S-017324-112111-TP-038 — **Lab Sample ID: 240-6200-1**

Analyte	Result	Qualifier	RL	MDL	Unit	Dil Fac	D	Method	Prep Type
Lead	8.3		0.30	0.19	mg/Kg	1	☼	6010B	Total/NA

Client Sample ID: S-017324-112111-TP-039 — **Lab Sample ID: 240-6200-2**

Analyte	Result	Qualifier	RL	MDL	Unit	Dil Fac	D	Method	Prep Type
Lead	15		0.34	0.21	mg/Kg	1	☼	6010B	Total/NA

Client Sample ID: S-017324-112111-TP-041 — **Lab Sample ID: 240-6200-4**

Analyte	Result	Qualifier	RL	MDL	Unit	Dil Fac	D	Method	Prep Type
Lead	21		0.31	0.19	mg/Kg	1	☼	6010B	Total/NA

Client Sample ID: S-017324-112111-TP-042 — **Lab Sample ID: 240-6200-5**

Analyte	Result	Qualifier	RL	MDL	Unit	Dil Fac	D	Method	Prep Type
Lead	24		0.33	0.21	mg/Kg	1	☼	6010B	Total/NA

Client Sample ID: S-017324-112111-TP-043 — **Lab Sample ID: 240-6200-6**

Analyte	Result	Qualifier	RL	MDL	Unit	Dil Fac	D	Method	Prep Type
Lead	23		0.32	0.20	mg/Kg	1	☼	6010B	Total/NA

Client Sample ID: S-017324-112111-TP-044 — **Lab Sample ID: 240-6200-7**

Analyte	Result	Qualifier	RL	MDL	Unit	Dil Fac	D	Method	Prep Type
Lead	180		0.34	0.21	mg/Kg	1	☼	6010B	Total/NA

Client Sample ID: S-017324-112111-TP-045 — **Lab Sample ID: 240-6200-8**

Analyte	Result	Qualifier	RL	MDL	Unit	Dil Fac	D	Method	Prep Type
Lead	340		0.33	0.21	mg/Kg	1	☼	6010B	Total/NA

Client Sample ID: S-017324-112111-TP-046 — **Lab Sample ID: 240-6200-9**

Analyte	Result	Qualifier	RL	MDL	Unit	Dil Fac	D	Method	Prep Type
Lead	52		0.33	0.21	mg/Kg	1	☼	6010B	Total/NA

Client Sample ID: S-017324-112111-TP-047 — **Lab Sample ID: 240-6200-10**

Analyte	Result	Qualifier	RL	MDL	Unit	Dil Fac	D	Method	Prep Type
Lead	220		0.30	0.19	mg/Kg	1	☼	6010B	Total/NA

Client Sample ID: S-017324-112111-TP-048 — **Lab Sample ID: 240-6200-11**

Analyte	Result	Qualifier	RL	MDL	Unit	Dil Fac	D	Method	Prep Type
Lead	15		0.35	0.22	mg/Kg	1	☼	6010B	Total/NA

Client Sample ID: S-017324-112111-TP-049 — **Lab Sample ID: 240-6200-12**

Analyte	Result	Qualifier	RL	MDL	Unit	Dil Fac	D	Method	Prep Type
Lead	23		0.29	0.19	mg/Kg	1	☼	6010B	Total/NA

Client Sample ID: S-017324-112111-TP-050 — **Lab Sample ID: 240-6200-13**

Detection Summary

Client: Conestoga-Rovers & Associates, Inc.
Project/Site: 17324-T07, RACER Former MTM

TestAmerica Job ID: 240-6200-1

Client Sample ID: S-017324-112111-TP-050 (Continued) — Lab Sample ID: 240-6200-13

Analyte	Result	Qualifier	RL	MDL	Unit	Dil Fac	D	Method	Prep Type
Lead	26		0.34	0.21	mg/Kg	1	☼	6010B	Total/NA

Client Sample ID: S-017324-112111-TP-051 — Lab Sample ID: 240-6200-14

Analyte	Result	Qualifier	RL	MDL	Unit	Dil Fac	D	Method	Prep Type
Lead	200		0.35	0.22	mg/Kg	1	☼	6010B	Total/NA

Client Sample ID: S-017324-112111-TP-052 — Lab Sample ID: 240-6200-15

Analyte	Result	Qualifier	RL	MDL	Unit	Dil Fac	D	Method	Prep Type
Lead	20		0.33	0.21	mg/Kg	1	☼	6010B	Total/NA

Client Sample Results

Client: Conestoga-Rovers & Associates, Inc.
Project/Site: 17324-T07, RACER Former MTM

TestAmerica Job ID: 240-6200-1

Client Sample ID: S-017324-112111-TP-038
Date Collected: 11/21/11 15:25
Date Received: 11/22/11 09:45

Lab Sample ID: 240-6200-1
Matrix: Solid
Percent Solids: 89.3

Method: 6010B - Metals (ICP)

Analyte	Result	Qualifier	RL	MDL	Unit	D	Prepared	Analyzed	Dil Fac
Lead	8.3		0.30	0.19	mg/Kg	☼	11/23/11 11:11	11/30/11 00:09	1

Client: Conestoga-Rovers & Associates, Inc.
Project/Site: 17324-T07, RACER Former MTM

TestAmerica Job ID: 240-6200-1

Client Sample ID: S-017324-112111-TP-039
Date Collected: 11/21/11 15:30
Date Received: 11/22/11 09:45

Lab Sample ID: 240-6200-2
Matrix: Solid
Percent Solids: 79.3

Method: 6010B - Metals (ICP)

Analyte	Result	Qualifier	RL	MDL	Unit	D	Prepared	Analyzed	Dil Fac
Lead	15		0.34	0.21	mg/Kg	☼	11/23/11 11:11	11/30/11 00:15	1

Client: Conestoga-Rovers & Associates, Inc.
Project/Site: 17324-T07, RACER Former MTM

TestAmerica Job ID: 240-6200-1

Client Sample ID: S-017324-112111-TP-041
Date Collected: 11/21/11 15:47
Date Received: 11/22/11 09:45

Lab Sample ID: 240-6200-4
Matrix: Solid
Percent Solids: 83.3

Method: 6010B - Metals (ICP)

Analyte	Result	Qualifier	RL	MDL	Unit	D	Prepared	Analyzed	Dil Fac
Lead	21		0.31	0.19	mg/Kg	☼	11/23/11 11:11	11/30/11 00:21	1

Client Sample Results

Client: Conestoga-Rovers & Associates, Inc.
Project/Site: 17324-T07, RACER Former MTM

TestAmerica Job ID: 240-6200-1

Client Sample ID: S-017324-112111-TP-042
Date Collected: 11/21/11 15:50
Date Received: 11/22/11 09:45

Lab Sample ID: 240-6200-5
Matrix: Solid
Percent Solids: 79.9

Method: 6010B - Metals (ICP)

Analyte	Result	Qualifier	RL	MDL	Unit	D	Prepared	Analyzed	Dil Fac
Lead	24		0.33	0.21	mg/Kg	☼	11/23/11 11:11	11/30/11 00:39	1

Client Sample Results

Client: Conestoga-Rovers & Associates, Inc.
Project/Site: 17324-T07, RACER Former MTM

TestAmerica Job ID: 240-6200-1

Client Sample ID: S-017324-112111-TP-043
Date Collected: 11/21/11 15:56
Date Received: 11/22/11 09:45

Lab Sample ID: 240-6200-6
Matrix: Solid
Percent Solids: 83.7

Method: 6010B - Metals (ICP)

Analyte	Result	Qualifier	RL	MDL	Unit	D	Prepared	Analyzed	Dil Fac
Lead	23		0.32	0.20	mg/Kg	☼	11/23/11 11:11	11/30/11 00:46	1

Client Sample Results

Client: Conestoga-Rovers & Associates, Inc.
Project/Site: 17324-T07, RACER Former MTM

TestAmerica Job ID: 240-6200-1

Client Sample ID: S-017324-112111-TP-044
Date Collected: 11/21/11 15:58
Date Received: 11/22/11 09:45

Lab Sample ID: 240-6200-7
Matrix: Solid
Percent Solids: 79.9

Method: 6010B - Metals (ICP)

Analyte	Result	Qualifier	RL	MDL	Unit	D	Prepared	Analyzed	Dil Fac
Lead	180		0.34	0.21	mg/Kg	☼	11/23/11 11:11	11/30/11 00:52	1

Client: Conestoga-Rovers & Associates, Inc.
Project/Site: 17324-T07, RACER Former MTM

TestAmerica Job ID: 240-6200-1

Client Sample ID: S-017324-112111-TP-045
Date Collected: 11/21/11 16:05
Date Received: 11/22/11 09:45

Lab Sample ID: 240-6200-8
Matrix: Solid
Percent Solids: 84.3

Method: 6010B - Metals (ICP)

Analyte	Result	Qualifier	RL	MDL	Unit	D	Prepared	Analyzed	Dil Fac
Lead	340		0.33	0.21	mg/Kg	☼	11/23/11 11:11	11/30/11 00:58	1

Client Sample Results

Client: Conestoga-Rovers & Associates, Inc.
Project/Site: 17324-T07, RACER Former MTM

TestAmerica Job ID: 240-6200-1

Client Sample ID: S-017324-112111-TP-046
Date Collected: 11/21/11 16:08
Date Received: 11/22/11 09:45

Lab Sample ID: 240-6200-9
Matrix: Solid
Percent Solids: 80.2

Method: 6010B - Metals (ICP)

Analyte	Result	Qualifier	RL	MDL	Unit	D	Prepared	Analyzed	Dil Fac
Lead	52		0.33	0.21	mg/Kg	☼	11/23/11 11:11	11/30/11 01:04	1

Client Sample Results

Client: Conestoga-Rovers & Associates, Inc.
Project/Site: 17324-T07, RACER Former MTM

TestAmerica Job ID: 240-6200-1

Client Sample ID: S-017324-112111-TP-047
Date Collected: 11/21/11 16:15
Date Received: 11/22/11 09:45

Lab Sample ID: 240-6200-10
Matrix: Solid
Percent Solids: 86.7

Method: 6010B - Metals (ICP)

Analyte	Result	Qualifier	RL	MDL	Unit	D	Prepared	Analyzed	Dil Fac
Lead	220		0.30	0.19	mg/Kg	☼	11/23/11 11:11	11/30/11 01:10	1

Client Sample Results

Client: Conestoga-Rovers & Associates, Inc.
Project/Site: 17324-T07, RACER Former MTM

TestAmerica Job ID: 240-6200-1

Client Sample ID: S-017324-112111-TP-048
Date Collected: 11/21/11 16:20
Date Received: 11/22/11 09:45

Lab Sample ID: 240-6200-11
Matrix: Solid
Percent Solids: 77.9

Method: 6010B - Metals (ICP)

Analyte	Result	Qualifier	RL	MDL	Unit	D	Prepared	Analyzed	Dil Fac
Lead	15		0.35	0.22	mg/Kg	☼	11/23/11 11:11	11/30/11 01:16	1

Client Sample Results

Client: Conestoga-Rovers & Associates, Inc.
Project/Site: 17324-T07, RACER Former MTM

TestAmerica Job ID: 240-6200-1

Client Sample ID: S-017324-112111-TP-049
Date Collected: 11/21/11 16:25
Date Received: 11/22/11 09:45

Lab Sample ID: 240-6200-12
Matrix: Solid
Percent Solids: 83.8

Method: 6010B - Metals (ICP)

Analyte	Result	Qualifier	RL	MDL	Unit	D	Prepared	Analyzed	Dil Fac
Lead	23		0.29	0.19	mg/Kg	☼	11/23/11 11:11	11/30/11 01:23	1

Client Sample Results

Client: Conestoga-Rovers & Associates, Inc.
Project/Site: 17324-T07, RACER Former MTM

TestAmerica Job ID: 240-6200-1

Client Sample ID: S-017324-112111-TP-050
Date Collected: 11/21/11 16:29
Date Received: 11/22/11 09:45

Lab Sample ID: 240-6200-13
Matrix: Solid
Percent Solids: 87.5

Method: 6010B - Metals (ICP)

Analyte	Result	Qualifier	RL	MDL	Unit	D	Prepared	Analyzed	Dil Fac
Lead	26		0.34	0.21	mg/Kg	☼	11/23/11 11:11	11/30/11 01:29	1

Client: Conestoga-Rovers & Associates, Inc.
Project/Site: 17324-T07, RACER Former MTM

TestAmerica Job ID: 240-6200-1

Client Sample ID: S-017324-112111-TP-051
Date Collected: 11/21/11 16:50
Date Received: 11/22/11 09:45

Lab Sample ID: 240-6200-14
Matrix: Solid
Percent Solids: 85.4

Method: 6010B - Metals (ICP)

Analyte	Result	Qualifier	RL	MDL	Unit	D	Prepared	Analyzed	Dil Fac
Lead	200		0.35	0.22	mg/Kg	☼	11/23/11 11:11	11/30/11 01:35	1

Client Sample Results

Client: Conestoga-Rovers & Associates, Inc.
Project/Site: 17324-T07, RACER Former MTM

TestAmerica Job ID: 240-6200-1

Client Sample ID: S-017324-112111-TP-052
Date Collected: 11/21/11 16:54
Date Received: 11/22/11 09:45

Lab Sample ID: 240-6200-15
Matrix: Solid
Percent Solids: 79.9

Method: 6010B - Metals (ICP)

Analyte	Result	Qualifier	RL	MDL	Unit	D	Prepared	Analyzed	Dil Fac
Lead	20		0.33	0.21	mg/Kg	☼	11/23/11 11:11	11/30/11 01:53	1

Client: Conestoga-Rovers & Associates, Inc.
Project/Site: 17324-T07, RACER Former MTM

TestAmerica Job ID: 240-6200-1

Method: 6010B - Metals (ICP)

Lab Sample ID: MB 240-24542/1-A
Matrix: Solid
Analysis Batch: 24972

Client Sample ID: Method Blank
Prep Type: Total/NA
Prep Batch: 24542

Analyte	MB Result	MB Qualifier	RL	MDL	Unit	D	Prepared	Analyzed	Dil Fac
Lead	0.30	U	0.30	0.19	mg/Kg		11/23/11 11:11	11/29/11 22:49	1

Lab Sample ID: LCS 240-24542/2-A
Matrix: Solid
Analysis Batch: 24972

Client Sample ID: Lab Control Sample
Prep Type: Total/NA
Prep Batch: 24542

Analyte	Spike Added	LCS Result	LCS Qualifier	Unit	D	%Rec	%Rec. Limits
Lead	50.0	47.7		mg/Kg		95	80 - 120

Metals

Prep Batch: 24542

Lab Sample ID	Client Sample ID	Prep Type	Matrix	Method	Prep Batch
240-6200-1	S-017324-112111-TP-038	Total/NA	Solid	3050B	
240-6200-2	S-017324-112111-TP-039	Total/NA	Solid	3050B	
240-6200-4	S-017324-112111-TP-041	Total/NA	Solid	3050B	
240-6200-5	S-017324-112111-TP-042	Total/NA	Solid	3050B	
240-6200-6	S-017324-112111-TP-043	Total/NA	Solid	3050B	
240-6200-7	S-017324-112111-TP-044	Total/NA	Solid	3050B	
240-6200-8	S-017324-112111-TP-045	Total/NA	Solid	3050B	
240-6200-9	S-017324-112111-TP-046	Total/NA	Solid	3050B	
240-6200-10	S-017324-112111-TP-047	Total/NA	Solid	3050B	
240-6200-11	S-017324-112111-TP-048	Total/NA	Solid	3050B	
240-6200-12	S-017324-112111-TP-049	Total/NA	Solid	3050B	
240-6200-13	S-017324-112111-TP-050	Total/NA	Solid	3050B	
240-6200-14	S-017324-112111-TP-051	Total/NA	Solid	3050B	
240-6200-15	S-017324-112111-TP-052	Total/NA	Solid	3050B	
LCS 240-24542/2-A	Lab Control Sample	Total/NA	Solid	3050B	
MB 240-24542/1-A	Method Blank	Total/NA	Solid	3050B	

Analysis Batch: 24972

Lab Sample ID	Client Sample ID	Prep Type	Matrix	Method	Prep Batch
240-6200-1	S-017324-112111-TP-038	Total/NA	Solid	6010B	24542
240-6200-2	S-017324-112111-TP-039	Total/NA	Solid	6010B	24542
240-6200-4	S-017324-112111-TP-041	Total/NA	Solid	6010B	24542
240-6200-5	S-017324-112111-TP-042	Total/NA	Solid	6010B	24542
240-6200-6	S-017324-112111-TP-043	Total/NA	Solid	6010B	24542
240-6200-7	S-017324-112111-TP-044	Total/NA	Solid	6010B	24542
240-6200-8	S-017324-112111-TP-045	Total/NA	Solid	6010B	24542
240-6200-9	S-017324-112111-TP-046	Total/NA	Solid	6010B	24542
240-6200-10	S-017324-112111-TP-047	Total/NA	Solid	6010B	24542
240-6200-11	S-017324-112111-TP-048	Total/NA	Solid	6010B	24542
240-6200-12	S-017324-112111-TP-049	Total/NA	Solid	6010B	24542
240-6200-13	S-017324-112111-TP-050	Total/NA	Solid	6010B	24542
240-6200-14	S-017324-112111-TP-051	Total/NA	Solid	6010B	24542
240-6200-15	S-017324-112111-TP-052	Total/NA	Solid	6010B	24542
LCS 240-24542/2-A	Lab Control Sample	Total/NA	Solid	6010B	24542
MB 240-24542/1-A	Method Blank	Total/NA	Solid	6010B	24542

General Chemistry

Analysis Batch: 24518

Lab Sample ID	Client Sample ID	Prep Type	Matrix	Method	Prep Batch
240-6200-1	S-017324-112111-TP-038	Total/NA	Solid	Moisture	
240-6200-2	S-017324-112111-TP-039	Total/NA	Solid	Moisture	
240-6200-4	S-017324-112111-TP-041	Total/NA	Solid	Moisture	
240-6200-5	S-017324-112111-TP-042	Total/NA	Solid	Moisture	
240-6200-6	S-017324-112111-TP-043	Total/NA	Solid	Moisture	
240-6200-7	S-017324-112111-TP-044	Total/NA	Solid	Moisture	
240-6200-8	S-017324-112111-TP-045	Total/NA	Solid	Moisture	
240-6200-9	S-017324-112111-TP-046	Total/NA	Solid	Moisture	
240-6200-10	S-017324-112111-TP-047	Total/NA	Solid	Moisture	
240-6200-10 DU	S-017324-112111-TP-047	Total/NA	Solid	Moisture	
240-6200-11	S-017324-112111-TP-048	Total/NA	Solid	Moisture	
240-6200-12	S-017324-112111-TP-049	Total/NA	Solid	Moisture	

General Chemistry (Continued)

Analysis Batch: 24518 (Continued)

Lab Sample ID	Client Sample ID	Prep Type	Matrix	Method	Prep Batch
240-6200-13	S-017324-112111-TP-050	Total/NA	Solid	Moisture	
240-6200-14	S-017324-112111-TP-051	Total/NA	Solid	Moisture	
240-6200-15	S-017324-112111-TP-052	Total/NA	Solid	Moisture	

Lab Chronicle

Client: Conestoga-Rovers & Associates, Inc.
Project/Site: 17324-T07, RACER Former MTM

TestAmerica Job ID: 240-6200-1

Client Sample ID: S-017324-112111-TP-038

Lab Sample ID: 240-6200-1
Date Collected: 11/21/11 15:25
Matrix: Solid
Date Received: 11/22/11 09:45
Percent Solids: 89.3

Prep Type	Batch Type	Batch Method	Run	Dilution Factor	Batch Number	Prepared or Analyzed	Analyst	Lab
Total/NA	Prep	3050B			24542	11/23/11 11:11	DE	TAL NC
Total/NA	Analysis	6010B		1	24972	11/30/11 00:09	KC	TAL NC
Total/NA	Analysis	Moisture		1	24518	11/23/11 10:16	AM	TAL NC

Client Sample ID: S-017324-112111-TP-039

Lab Sample ID: 240-6200-2
Date Collected: 11/21/11 15:30
Matrix: Solid
Date Received: 11/22/11 09:45
Percent Solids: 79.3

Prep Type	Batch Type	Batch Method	Run	Dilution Factor	Batch Number	Prepared or Analyzed	Analyst	Lab
Total/NA	Prep	3050B			24542	11/23/11 11:11	DE	TAL NC
Total/NA	Analysis	6010B		1	24972	11/30/11 00:15	KC	TAL NC
Total/NA	Analysis	Moisture		1	24518	11/23/11 10:16	AM	TAL NC

Client Sample ID: S-017324-112111-TP-041

Lab Sample ID: 240-6200-4
Date Collected: 11/21/11 15:47
Matrix: Solid
Date Received: 11/22/11 09:45
Percent Solids: 83.3

Prep Type	Batch Type	Batch Method	Run	Dilution Factor	Batch Number	Prepared or Analyzed	Analyst	Lab
Total/NA	Prep	3050B			24542	11/23/11 11:11	DE	TAL NC
Total/NA	Analysis	6010B		1	24972	11/30/11 00:21	KC	TAL NC
Total/NA	Analysis	Moisture		1	24518	11/23/11 10:16	AM	TAL NC

Client Sample ID: S-017324-112111-TP-042

Lab Sample ID: 240-6200-5
Date Collected: 11/21/11 15:50
Matrix: Solid
Date Received: 11/22/11 09:45
Percent Solids: 79.9

Prep Type	Batch Type	Batch Method	Run	Dilution Factor	Batch Number	Prepared or Analyzed	Analyst	Lab
Total/NA	Prep	3050B			24542	11/23/11 11:11	DE	TAL NC
Total/NA	Analysis	6010B		1	24972	11/30/11 00:39	KC	TAL NC
Total/NA	Analysis	Moisture		1	24518	11/23/11 10:16	AM	TAL NC

Client Sample ID: S-017324-112111-TP-043

Lab Sample ID: 240-6200-6
Date Collected: 11/21/11 15:56
Matrix: Solid
Date Received: 11/22/11 09:45
Percent Solids: 83.7

Prep Type	Batch Type	Batch Method	Run	Dilution Factor	Batch Number	Prepared or Analyzed	Analyst	Lab
Total/NA	Prep	3050B			24542	11/23/11 11:11	DE	TAL NC
Total/NA	Analysis	6010B		1	24972	11/30/11 00:46	KC	TAL NC
Total/NA	Analysis	Moisture		1	24518	11/23/11 10:16	AM	TAL NC

Lab Chronicle

Client: Conestoga-Rovers & Associates, Inc.
Project/Site: 17324-T07, RACER Former MTM

TestAmerica Job ID: 240-6200-1

Client Sample ID: S-017324-112111-TP-044

Lab Sample ID: 240-6200-7

Date Collected: 11/21/11 15:58
Matrix: Solid
Date Received: 11/22/11 09:45
Percent Solids: 79.9

Prep Type	Batch Type	Batch Method	Run	Dilution Factor	Batch Number	Prepared or Analyzed	Analyst	Lab
Total/NA	Prep	3050B			24542	11/23/11 11:11	DE	TAL NC
Total/NA	Analysis	6010B		1	24972	11/30/11 00:52	KC	TAL NC
Total/NA	Analysis	Moisture		1	24518	11/23/11 10:16	AM	TAL NC

Client Sample ID: S-017324-112111-TP-045

Lab Sample ID: 240-6200-8

Date Collected: 11/21/11 16:05
Matrix: Solid
Date Received: 11/22/11 09:45
Percent Solids: 84.3

Prep Type	Batch Type	Batch Method	Run	Dilution Factor	Batch Number	Prepared or Analyzed	Analyst	Lab
Total/NA	Prep	3050B			24542	11/23/11 11:11	DE	TAL NC
Total/NA	Analysis	6010B		1	24972	11/30/11 00:58	KC	TAL NC
Total/NA	Analysis	Moisture		1	24518	11/23/11 10:16	AM	TAL NC

Client Sample ID: S-017324-112111-TP-046

Lab Sample ID: 240-6200-9

Date Collected: 11/21/11 16:08
Matrix: Solid
Date Received: 11/22/11 09:45
Percent Solids: 80.2

Prep Type	Batch Type	Batch Method	Run	Dilution Factor	Batch Number	Prepared or Analyzed	Analyst	Lab
Total/NA	Prep	3050B			24542	11/23/11 11:11	DE	TAL NC
Total/NA	Analysis	6010B		1	24972	11/30/11 01:04	KC	TAL NC
Total/NA	Analysis	Moisture		1	24518	11/23/11 10:16	AM	TAL NC

Client Sample ID: S-017324-112111-TP-047

Lab Sample ID: 240-6200-10

Date Collected: 11/21/11 16:15
Matrix: Solid
Date Received: 11/22/11 09:45
Percent Solids: 86.7

Prep Type	Batch Type	Batch Method	Run	Dilution Factor	Batch Number	Prepared or Analyzed	Analyst	Lab
Total/NA	Prep	3050B			24542	11/23/11 11:11	DE	TAL NC
Total/NA	Analysis	6010B		1	24972	11/30/11 01:10	KC	TAL NC
Total/NA	Analysis	Moisture		1	24518	11/23/11 10:16	AM	TAL NC

Client Sample ID: S-017324-112111-TP-048

Lab Sample ID: 240-6200-11

Date Collected: 11/21/11 16:20
Matrix: Solid
Date Received: 11/22/11 09:45
Percent Solids: 77.9

Prep Type	Batch Type	Batch Method	Run	Dilution Factor	Batch Number	Prepared or Analyzed	Analyst	Lab
Total/NA	Prep	3050B			24542	11/23/11 11:11	DE	TAL NC
Total/NA	Analysis	6010B		1	24972	11/30/11 01:16	KC	TAL NC
Total/NA	Analysis	Moisture		1	24518	11/23/11 10:16	AM	TAL NC

Lab Chronicle

Client: Conestoga-Rovers & Associates, Inc.
Project/Site: 17324-T07, RACER Former MTM

TestAmerica Job ID: 240-6200-1

Client Sample ID: S-017324-112111-TP-049

Lab Sample ID: 240-6200-12

Date Collected: 11/21/11 16:25
Matrix: Solid
Date Received: 11/22/11 09:45
Percent Solids: 83.8

Prep Type	Batch Type	Batch Method	Run	Dilution Factor	Batch Number	Prepared or Analyzed	Analyst	Lab
Total/NA	Prep	3050B			24542	11/23/11 11:11	DE	TAL NC
Total/NA	Analysis	6010B		1	24972	11/30/11 01:23	KC	TAL NC
Total/NA	Analysis	Moisture		1	24518	11/23/11 10:16	AM	TAL NC

Client Sample ID: S-017324-112111-TP-050

Lab Sample ID: 240-6200-13

Date Collected: 11/21/11 16:29
Matrix: Solid
Date Received: 11/22/11 09:45
Percent Solids: 87.5

Prep Type	Batch Type	Batch Method	Run	Dilution Factor	Batch Number	Prepared or Analyzed	Analyst	Lab
Total/NA	Prep	3050B			24542	11/23/11 11:11	DE	TAL NC
Total/NA	Analysis	6010B		1	24972	11/30/11 01:29	KC	TAL NC
Total/NA	Analysis	Moisture		1	24518	11/23/11 10:16	AM	TAL NC

Client Sample ID: S-017324-112111-TP-051

Lab Sample ID: 240-6200-14

Date Collected: 11/21/11 16:50
Matrix: Solid
Date Received: 11/22/11 09:45
Percent Solids: 85.4

Prep Type	Batch Type	Batch Method	Run	Dilution Factor	Batch Number	Prepared or Analyzed	Analyst	Lab
Total/NA	Prep	3050B			24542	11/23/11 11:11	DE	TAL NC
Total/NA	Analysis	6010B		1	24972	11/30/11 01:35	KC	TAL NC
Total/NA	Analysis	Moisture		1	24518	11/23/11 10:22	AM	TAL NC

Client Sample ID: S-017324-112111-TP-052

Lab Sample ID: 240-6200-15

Date Collected: 11/21/11 16:54
Matrix: Solid
Date Received: 11/22/11 09:45
Percent Solids: 79.9

Prep Type	Batch Type	Batch Method	Run	Dilution Factor	Batch Number	Prepared or Analyzed	Analyst	Lab
Total/NA	Prep	3050B			24542	11/23/11 11:11	DE	TAL NC
Total/NA	Analysis	6010B		1	24972	11/30/11 01:53	KC	TAL NC
Total/NA	Analysis	Moisture		1	24518	11/23/11 10:22	AM	TAL NC

Laboratory References:

TAL NC = TestAmerica North Canton, 4101 Shuffel Street NW, North Canton, OH 44720, TEL (330)497-9396

Certification Summary

Client: Conestoga-Rovers & Associates, Inc.
Project/Site: 17324-T07, RACER Former MTM

TestAmerica Job ID: 240-6200-1

Laboratory	Authority	Program	EPA Region	Certification ID
TestAmerica North Canton	ACLASS	DoD ELAP		ADE-1437
TestAmerica North Canton	California	NELAC	9	01144CA
TestAmerica North Canton	Connecticut	State Program	1	PH-0590
TestAmerica North Canton	Florida	NELAC	4	E87225
TestAmerica North Canton	Georgia	Georgia EPD	4	N/A
TestAmerica North Canton	Illinois	NELAC	5	200004
TestAmerica North Canton	Kansas	NELAC	7	E-10336
TestAmerica North Canton	Kentucky	State Program	4	58
TestAmerica North Canton	Minnesota	NELAC	5	039-999-348
TestAmerica North Canton	Nevada	State Program	9	OH-000482008A
TestAmerica North Canton	New Jersey	NELAC	2	OH001
TestAmerica North Canton	New York	NELAC	2	10975
TestAmerica North Canton	Ohio	OVAP	5	CL0024
TestAmerica North Canton	Pennsylvania	NELAC	3	68-00340
TestAmerica North Canton	USDA	USDA		P330-11-00328
TestAmerica North Canton	Virginia	NELAC Secondary AB	3	460175
TestAmerica North Canton	West Virginia	West Virginia DEP	3	210
TestAmerica North Canton	Wisconsin	State Program	5	999518190

Accreditation may not be offered or required for all methods and analytes reported in this package. Please contact your project manager for the laboratory's current list of certified methods and analytes.

CONESTOGA-ROVERS & ASSOCIATES
6520 Corporate Drive
Indianapolis, Indiana 46278
(317) 291-7007 phone
(317) 328-2666 fax

SHIPPED TO (Laboratory Name): TA - North Canton, OH

REFERENCE NUMBER: 017324-T07

PROJECT NAME: MTM

CHAIN-OF-CUSTODY RECORD

SAMPLER'S SIGNATURE: [signature] **PRINTED NAME:** Tim Ranger

SEQ. No.	DATE	TIME	SAMPLE IDENTIFICATION No.	SAMPLE MATRIX	No. OF CONTAINERS	PARAMETERS: Total Pb	REMARKS
1	11/21/11	1525	S-017324-112111-TP-038	Soil	1	X	
2		1530	-039		1	X	
3		1535	-040		1	X	* Hold at Lab
4		1547	-041		1	X	
5		1550	-042		1	X	
6		1556	-043		1	X	
7		1558	-044		1	X	
8		1605	-045		1	X	
9		1608	-046		1	X	
10		1615	-047		1	X	
11		1620	-048		1	X	
12		1625	-049		1	X	
13		1629	-050		1	X	
14		1650	-051		1	X	
15	11/21/11	1654	S-017324-112111-TP -052	Soil	1	X	
			TOTAL NUMBER OF CONTAINERS		15		

RELINQUISHED BY: (1) [signature]	DATE: 11/21/11 TIME: 1900	RECEIVED BY: (2)	DATE: TIME:
RELINQUISHED BY: (2)	DATE: TIME:	RECEIVED BY: (3)	DATE: TIME:
RELINQUISHED BY: (3)	DATE: TIME:	RECEIVED BY: (4)	DATE: TIME:

METHOD OF SHIPMENT: FedEx **TRACKING No.** 8754 2216 5370

White -Fully Executed Copy
Yellow -Receiving Laboratory Copy
Pink -Shipper Copy
Goldenrod -Sampler Copy

SAMPLE TEAM: Tim Ranger

RECEIVED FOR LABORATORY BY: [signature] 2680
DATE: 11/22/11 TIME: 9:45

400001-00(SOURCE)GN-CO007

CONESTOGA-ROVERS & ASSOCIATES
6520 Corporate Drive
Indianapolis, Indiana 46278
(317) 291-7007 phone
(317) 328-2666 fax

SHIPPED TO (Laboratory Name): TA-North Canton, OH

REFERENCE NUMBER: 017324-707

PROJECT NAME: MTM

CHAIN-OF-CUSTODY RECORD

SAMPLER'S SIGNATURE: _____ **PRINTED NAME:** Tim Granger

SEQ. No.	DATE	TIME	SAMPLE IDENTIFICATION No.	SAMPLE MATRIX	No. OF CONTAINERS	PARAMETERS: Total Pb	REMARKS
1	11/21/11	1707	S-017324-112111-TP-053	Soil	1	X	*Hold at Lab

TestAmerica Cooler Receipt Form/Narrative **Lot Number:** 0200
North Canton Facility

Client CPA Project _____ By: _____
Cooler Received on 11/22/11 Opened on 11/22/11 (Signature)
FedEx ☒ UPS ☐ DHL ☐ FAS ☐ Stetson ☐ Client Drop Off ☐ TestAmerica Courier ☐ Other _____
TestAmerica Cooler # TA n/a Multiple Coolers ☐ Foam Box ☐ Client Cooler ☐ Other _____

1. Were custody seals on the outside of the cooler(s)? Yes ☒ No ☐ Intact? Yes ☒ No ☐ NA ☐
   If YES, Quantity 1 Quantity Unsalvageable _____
   Were custody seals on the outside of cooler(s) signed and dated? Yes ☒ No ☐ NA ☐
   Were custody seals on the bottle(s)? Yes ☐ No ☒
   If YES, are there any exceptions? _____
2. Shippers' packing slip attached to the cooler(s)? Yes ☒ No ☐
3. Did custody papers accompany the sample(s)? Yes ☒ No ☐ Relinquished by client? Yes ☒ No ☐
4. Were the custody papers signed in the appropriate place? Yes ☒ No ☐
5. Packing material used: Bubble Wrap ☒ Foam ☐ None ☐ Other _____
6. Cooler temperature upon receipt 3.4 °C See back of form for multiple coolers/temps ☐
   METHOD: IR ☒ Other ☐ _____
   COOLANT: Wet Ice ☒ Blue Ice ☐ Dry Ice ☐ Water ☐ None ☐
7. Did all bottles arrive in good condition (Unbroken)? Yes ☒ No ☐
8. Could all bottle labels be reconciled with the COC? Yes ☒ No ☐
9. Were sample(s) at the correct pH upon receipt? Yes ☐ No ☐ NA ☒
10. Were correct bottle(s) used for the test(s) indicated? Yes ☒ No ☐
11. Were air bubbles >6 mm in any VOA vials? Yes ☐ No ☐ NA ☒
12. Sufficient quantity received to perform indicated analyses? Yes ☒ No ☐
13. Was a trip blank present in the cooler(s)? Yes ☐ No ☒ Were VOAs on the COC? Yes ☐ No ☒

Contacted PM _____ Date _____ by _____ via Verbal ☐ Voice Mail ☐ Other ☐
Concerning

14. CHAIN OF CUSTODY

The following discrepancies occurred:

15. SAMPLE CONDITION

Sample(s) _____ were received after the recommended holding time had expired.
Sample(s) _____ were received in a broken container.
Sample(s) _____ were received with bubble >6 mm in diameter. (Notify PM)

16. SAMPLE PRESERVATION

Sample(s) _____ were further preserved in Sample Receiving to meet recommended pH level(s). *Nitric Acid Lot# 110410-HNO_3; Sulfuric Acid Lot# 110410-H_2SO_4; Sodium Hydroxide Lot# 121809 -NaOH; Hydrochloric Acid Lot# 041911-HCl; Sodium Hydroxide and Zinc Acetate Lot#* 100108-$(CH_3COO)_2ZN$/NaOH. What time was preservative added to sample(s)? _____

Client ID	pH	Date	Initials

TestAmerica Cooler Receipt Form/Narrative
North Canton Facility

Client ID	pH	Date	Initials

Login Sample Receipt Checklist

Client: Conestoga-Rovers & Associates, Inc.

Job Number: 240-6200-1

Login Number: 6200

List Source: TestAmerica North Canton

List Number: 1

Creator: Sutek, Nick

Question	Answer	Comment
Radioactivity either was not measured or, if measured, is at or below background	N/A	
The cooler's custody seal, if present, is intact.	True	
The cooler or samples do not appear to have been compromised or tampered with.	True	
Samples were received on ice.	True	
Cooler Temperature is acceptable.	True	
Cooler Temperature is recorded.	True	3.4
COC is present.	True	
COC is filled out in ink and legible.	True	
COC is filled out with all pertinent information.	True	
Is the Field Sampler's name present on COC?	True	
There are no discrepancies between the sample IDs on the containers and the COC.	True	
Samples are received within Holding Time.	True	
Sample containers have legible labels.	True	
Containers are not broken or leaking.	True	
Sample collection date/times are provided.	True	
Appropriate sample containers are used.	True	
Sample bottles are completely filled.	True	
Sample Preservation Verified.	True	
There is sufficient vol. for all requested analyses, incl. any requested MS/MSDs	True	
VOA sample vials do not have headspace or bubble is <6mm (1/4") in diameter.	True	
Multiphasic samples are not present.	True	
Samples do not require splitting or compositing.	True	
Residual Chlorine Checked.	N/A	

TestAmerica

THE LEADER IN ENVIRONMENTAL TESTING



ANALYTICAL REPORT

TestAmerica Laboratories, Inc.
TestAmerica North Canton
4101 Shuffel Street NW
North Canton, OH 44720
Tel: (330)497-9396

TestAmerica Job ID: 240-6243-1
Client Project/Site: 17324-T07, RACER Former MTM

For:
Conestoga-Rovers & Associates, Inc.
6520 Corporate Drive
Indianapolis, Indiana 46278

Attn: Mr. Michael Richardson

Denise D Heckler

Authorized for release by:
12/12/2011 10:05:29 AM

Denise Heckler
Project Manager II
denise.heckler@testamericainc.com

LINKS

Review your project results through TotalAccess

Have a Question? Ask The Expert

Visit us at: www.testamericainc.com

This report has been electronically signed and authorized by the signatory. Electronic signature is intended to be the legally binding equivalent of a traditionally handwritten signature.

Results relate only to the items tested and the sample(s) as received by the laboratory.

Table of Contents

Cover Page 1
Table of Contents 2
Definitions/Glossary 3
Case Narrative 4
Method Summary 7
Sample Summary 8
Detection Summary 9
Client Sample Results 12
Surrogate Summary 37
QC Sample Results 38
QC Association Summary 48
Lab Chronicle 51
Certification Summary 55
Chain of Custody 56
Receipt Checklists 60

Definitions/Glossary

Client: Conestoga-Rovers & Associates, Inc.
Project/Site: 17324-T07, RACER Former MTM

TestAmerica Job ID: 240-6243-1

Qualifiers

GC/MS VOA

Qualifier	Qualifier Description
U	Indicates the analyte was analyzed for but not detected.
B	Compound was found in the blank and sample.
J	Result is less than the RL but greater than or equal to the MDL and the concentration is an approximate value.

GC/MS Semi VOA

Qualifier	Qualifier Description
U	Indicates the analyte was analyzed for but not detected.
*	LCS or LCSD exceeds the control limits
J	Result is less than the RL but greater than or equal to the MDL and the concentration is an approximate value.

GC Semi VOA

Qualifier	Qualifier Description
U	Indicates the analyte was analyzed for but not detected.
X	Surrogate is outside control limits

Metals

Qualifier	Qualifier Description
U	Indicates the analyte was analyzed for but not detected.
B	Compound was found in the blank and sample.
J	Result is less than the RL but greater than or equal to the MDL and the concentration is an approximate value.
L	A negative instrument reading had an absolute value greater than the reporting limit

Glossary

Abbreviation	These commonly used abbreviations may or may not be present in this report.
☼	Listed under the "D" column to designate that the result is reported on a dry weight basis
%R	Percent Recovery
CNF	Contains no Free Liquid
DL, RA, RE, IN	Indicates a Dilution, Reanalysis, Re-extraction, or additional Initial metals/anion analysis of the sample
EDL	Estimated Detection Limit
EPA	United States Environmental Protection Agency
MDL	Method Detection Limit
ML	Minimum Level (Dioxin)
ND	Not detected at the reporting limit (or MDL or EDL if shown)
PQL	Practical Quantitation Limit
RL	Reporting Limit
RPD	Relative Percent Difference, a measure of the relative difference between two points
TEF	Toxicity Equivalent Factor (Dioxin)
TEQ	Toxicity Equivalent Quotient (Dioxin)

Job ID: 240-6243-1

Laboratory: TestAmerica North Canton

Narrative

CASE NARRATIVE

Client: Conestoga-Rovers & Associates, Inc.

Project: 17324-T07, RACER Former MTM

Report Number: 240-6243-1

With the exceptions noted as flags or footnotes, standard analytical protocols were followed in the analysis of the samples and no problems were encountered or anomalies observed. In addition all laboratory quality control samples were within established control limits, with any exceptions noted below. Each sample was analyzed to achieve the lowest possible reporting limit within the constraints of the method. In some cases, due to interference or analytes present at high concentrations, samples were diluted. For diluted samples, the reporting limits are adjusted relative to the dilution required.

TestAmerica North Canton attests to the validity of the laboratory data generated by TestAmerica facilities reported herein. All analyses performed by TestAmerica facilities were done using established laboratory SOPs that incorporate QA/QC procedures described in the application methods. TestAmerica's operations groups have reviewed the data for compliance with the laboratory QA/QC plan, and data have been found to be compliant with laboratory protocols unless otherwise noted below.

The test results in this report meet all NELAP requirements for parameters for which accreditation is required or available. Any exceptions to NELAP requirements are noted in this report. Pursuant to NELAP, this report may not be reproduced, except in full, without the written approval of the laboratory.

Calculations are performed before rounding to avoid round-off errors in calculated results.

All holding times were met and proper preservation noted for the methods performed on these samples, unless otherwise detailed in the individual sections below.

All solid sample results are reported on an "as received" basis unless otherwise indicated by the presence of a % solids value in the method header.

This laboratory report is confidential and is intended for the sole use of TestAmerica and its client.

RECEIPT

The samples were received on 11/23/2011; the samples arrived in good condition, properly preserved and on ice. The temperature of the coolers at receipt was 3.4 C.

VOLATILE ORGANIC COMPOUNDS (GC-MS)

Samples S-017324-112211-TP-073 (240-6243-20), S-017324-112211-TP-074 (240-6243-21) and S-017324-112211-TP-075 (240-6243-22) were analyzed for volatile organic compounds (GC-MS) in accordance with EPA SW-846 Method 8260B. The samples were prepared on 11/23/2011 and analyzed on 12/03/2011.

1,2,4-Trichlorobenzene was detected in method blank MB 240-25411/6 at a level that was above the method detection limit but below the reporting limit. The value should be considered an estimate, and has been flagged "J". If the associated sample reported a result above the MDL and/or RL, the result has been "B" flagged.

No other difficulties were encountered during the VOCs analyses.

All other quality control parameters were within the acceptance limits.

SEMIVOLATILE ORGANIC COMPOUNDS (GC-MS)

Samples S-017324-112211-TP-073 (240-6243-20), S-017324-112211-TP-074 (240-6243-21) and S-017324-112211-TP-075

Job ID: 240-6243-1 (Continued)

Laboratory: TestAmerica North Canton (Continued)

(240-6243-22) were analyzed for semivolatile organic compounds (GC-MS) in accordance with EPA SW-846 Method 8270C. The samples were prepared on 12/06/2011 and analyzed on 12/08/2011.

Surrogates are added during the extraction process prior to dilution. When the sample is diluted, surrogate recoveries are diluted out and no corrective action is required.

3,3'-Dichlorobenzidine failed the recovery criteria low for LCS 240-25639/22-A.

The presence of the '4' qualifier in the data indicates analytes where the concentration in the unspiked sample exceeded four times the spiking amount.

No other difficulties were encountered during the SVOC analyses.

All other quality control parameters were within the acceptance limits.

POLYCHLORINATED BIPHENYLS (PCBS)

Samples S-017324-112211-TP-073 (240-6243-20), S-017324-112211-TP-074 (240-6243-21) and S-017324-112211-TP-075 (240-6243-22) were analyzed for polychlorinated biphenyls (PCBs) in accordance with EPA SW-846 Method 8082. The samples were prepared on 11/28/2011 and analyzed on 11/30/2011.

Surrogates are added during the extraction process prior to dilution. When the sample dilution is 5X or greater, surrogate recoveries are diluted out and no corrective action is required.

DCB Decachlorobiphenyl and Tetrachloro-m-xylene failed the surrogate recovery criteria low for S-017324-112211-TP-075 (240-6243-22).

Sample S-017324-112211-TP-075 (240-6243-22)[20X] required dilution prior to analysis due to matrix interference. The reporting limits have been adjusted accordingly. The surrogates are considered diulted out.

No other difficulties were encountered during the PCBs analyses.

All other quality control parameters were within the acceptance limits.

TOTAL METALS (ICP)

Samples S-017324-112211-TP-054 (240-6243-1), S-017324-112211-TP-055 (240-6243-2), S-017324-112211-TP-056 (240-6243-3), S-017324-112211-TP-058 (240-6243-5), S-017324-112211-TP-059 (240-6243-6), S-017324-112211-TP-061 (240-6243-8), S-017324-112211-TP-062 (240-6243-9), S-017324-112211-TP-064 (240-6243-11), S-017324-112211-TP-065 (240-6243-12), S-017324-112211-TP-067 (240-6243-14), S-017324-112211-TP-068 (240-6243-15), S-017324-112211-TP-070 (240-6243-17), S-017324-112211-TP-071 (240-6243-18), S-017324-112211-TP-073 (240-6243-20), S-017324-112211-TP-074 (240-6243-21) and S-017324-112211-TP-075 (240-6243-22) were analyzed for total metals (ICP) in accordance with EPA SW-846 Method 6010B. The samples were prepared on 11/29/2011 and analyzed on 11/30/2011 and 12/01/2011.

Several analytes were detected in method blank MB 240-24884/1-A at levels that were above the method detection limit but below the reporting limit. The values should be considered estimates, and have been flagged “J”. If the associated sample reported a result above the MDL and/or RL, the result has been “B” flagged. Several analytes were detected in method blank MB 240-24887/1-A at levels that were above the method detection limit but below the reporting limit. The values should be considered estimates, and have been flagged “J”. If the associated sample reported a result above the MDL and/or RL, the result has been “B” flagged.

Sample S-017324-112211-TP-075 (240-6243-22)[5X] required dilution prior to analysis. The reporting limits have been adjusted accordingly.

No other difficulties were encountered during the metals analyses.

All other quality control parameters were within the acceptance limits.

TOTAL MERCURY

Job ID: 240-6243-1 (Continued)

Laboratory: TestAmerica North Canton (Continued)

Samples S-017324-112211-TP-073 (240-6243-20), S-017324-112211-TP-074 (240-6243-21) and S-017324-112211-TP-075 (240-6243-22) were analyzed for total mercury in accordance with EPA SW-846 Method 7471A. The samples were prepared on 11/29/2011 and analyzed on 11/30/2011.

No difficulties were encountered during the mercury analyses.

All quality control parameters were within the acceptance limits.

Method Summary

Client: Conestoga-Rovers & Associates, Inc.
Project/Site: 17324-T07, RACER Former MTM

TestAmerica Job ID: 240-6243-1

Method	Method Description	Protocol	Laboratory
8260B	Volatile Organic Compounds (GC/MS)	SW846	TAL NC
8270C	Semivolatile Organic Compounds (GC/MS)	SW846	TAL NC
8082	Polychlorinated Biphenyls (PCBs) by Gas Chromatography	SW846	TAL NC
6010B	Metals (ICP)	SW846	TAL NC
7471A	Mercury (CVAA)	SW846	TAL NC
Moisture	Percent Moisture	EPA	TAL NC

Protocol References:

EPA = US Environmental Protection Agency

SW846 = "Test Methods For Evaluating Solid Waste, Physical/Chemical Methods", Third Edition, November 1986 And Its Updates.

Laboratory References:

TAL NC = TestAmerica North Canton, 4101 Shuffel Street NW, North Canton, OH 44720, TEL (330)497-9396

Sample Summary

Client: Conestoga-Rovers & Associates, Inc.
Project/Site: 17324-T07, RACER Former MTM

TestAmerica Job ID: 240-6243-1

Lab Sample ID	Client Sample ID	Matrix	Collected	Received
240-6243-1	S-017324-112211-TP-054	Solid	11/22/11 07:30	11/23/11 09:45
240-6243-2	S-017324-112211-TP-055	Solid	11/22/11 07:33	11/23/11 09:45
240-6243-3	S-017324-112211-TP-056	Solid	11/22/11 07:34	11/23/11 09:45
240-6243-5	S-017324-112211-TP-058	Solid	11/22/11 09:40	11/23/11 09:45
240-6243-6	S-017324-112211-TP-059	Solid	11/22/11 09:43	11/23/11 09:45
240-6243-8	S-017324-112211-TP-061	Solid	11/22/11 10:43	11/23/11 09:45
240-6243-9	S-017324-112211-TP-062	Solid	11/22/11 10:46	11/23/11 09:45
240-6243-11	S-017324-112211-TP-064	Solid	11/22/11 12:45	11/23/11 09:45
240-6243-12	S-017324-112211-TP-065	Solid	11/22/11 12:50	11/23/11 09:45
240-6243-14	S-017324-112211-TP-067	Solid	11/22/11 13:25	11/23/11 09:45
240-6243-15	S-017324-112211-TP-068	Solid	11/22/11 13:28	11/23/11 09:45
240-6243-17	S-017324-112211-TP-070	Solid	11/22/11 00:00	11/23/11 09:45
240-6243-18	S-017324-112211-TP-071	Solid	11/22/11 00:00	11/23/11 09:45
240-6243-20	S-017324-112211-TP-073	Solid	11/22/11 00:00	11/23/11 09:45
240-6243-21	S-017324-112211-TP-074	Solid	11/22/11 00:00	11/23/11 09:45
240-6243-22	S-017324-112211-TP-075	Solid	11/22/11 00:00	11/23/11 09:45

Client Sample ID: S-017324-112211-TP-054 — **Lab Sample ID: 240-6243-1**

Analyte	Result	Qualifier	RL	MDL	Unit	Dil Fac	D	Method	Prep Type
Lead	170		0.36	0.23	mg/Kg	1	☼	6010B	Total/NA

Client Sample ID: S-017324-112211-TP-055 — **Lab Sample ID: 240-6243-2**

Analyte	Result	Qualifier	RL	MDL	Unit	Dil Fac	D	Method	Prep Type
Lead	9.5		0.30	0.19	mg/Kg	1	☼	6010B	Total/NA

Client Sample ID: S-017324-112211-TP-056 — **Lab Sample ID: 240-6243-3**

Analyte	Result	Qualifier	RL	MDL	Unit	Dil Fac	D	Method	Prep Type
Lead	9.7		0.29	0.19	mg/Kg	1	☼	6010B	Total/NA

Client Sample ID: S-017324-112211-TP-058 — **Lab Sample ID: 240-6243-5**

Analyte	Result	Qualifier	RL	MDL	Unit	Dil Fac	D	Method	Prep Type
Lead	18		0.32	0.20	mg/Kg	1	☼	6010B	Total/NA

Client Sample ID: S-017324-112211-TP-059 — **Lab Sample ID: 240-6243-6**

Analyte	Result	Qualifier	RL	MDL	Unit	Dil Fac	D	Method	Prep Type
Lead	9.9		0.34	0.22	mg/Kg	1	☼	6010B	Total/NA

Client Sample ID: S-017324-112211-TP-061 — **Lab Sample ID: 240-6243-8**

Analyte	Result	Qualifier	RL	MDL	Unit	Dil Fac	D	Method	Prep Type
Lead	17		0.39	0.25	mg/Kg	1	☼	6010B	Total/NA

Client Sample ID: S-017324-112211-TP-062 — **Lab Sample ID: 240-6243-9**

Analyte	Result	Qualifier	RL	MDL	Unit	Dil Fac	D	Method	Prep Type
Lead	14		0.34	0.22	mg/Kg	1	☼	6010B	Total/NA

Client Sample ID: S-017324-112211-TP-064 — **Lab Sample ID: 240-6243-11**

Analyte	Result	Qualifier	RL	MDL	Unit	Dil Fac	D	Method	Prep Type
Lead	290		0.36	0.23	mg/Kg	1	☼	6010B	Total/NA

Client Sample ID: S-017324-112211-TP-065 — **Lab Sample ID: 240-6243-12**

Analyte	Result	Qualifier	RL	MDL	Unit	Dil Fac	D	Method	Prep Type
Lead	27		0.37	0.23	mg/Kg	1	☼	6010B	Total/NA

Client Sample ID: S-017324-112211-TP-067 — **Lab Sample ID: 240-6243-14**

Analyte	Result	Qualifier	RL	MDL	Unit	Dil Fac	D	Method	Prep Type
Lead	11		0.29	0.19	mg/Kg	1	☼	6010B	Total/NA

Client Sample ID: S-017324-112211-TP-068 — **Lab Sample ID: 240-6243-15**

Analyte	Result	Qualifier	RL	MDL	Unit	Dil Fac	D	Method	Prep Type
Lead	17		0.29	0.18	mg/Kg	1	☼	6010B	Total/NA

Client Sample ID: S-017324-112211-TP-070 — **Lab Sample ID: 240-6243-17**

Client Sample ID: S-017324-112211-TP-070 (Continued) — Lab Sample ID: 240-6243-17

Analyte	Result	Qualifier	RL	MDL	Unit	Dil Fac	D	Method	Prep Type
Lead	340		0.31	0.20	mg/Kg	1	☼	6010B	Total/NA

Client Sample ID: S-017324-112211-TP-071 — Lab Sample ID: 240-6243-18

Analyte	Result	Qualifier	RL	MDL	Unit	Dil Fac	D	Method	Prep Type
Lead	1100		0.37	0.23	mg/Kg	1	☼	6010B	Total/NA

Client Sample ID: S-017324-112211-TP-073 — Lab Sample ID: 240-6243-20

Analyte	Result	Qualifier	RL	MDL	Unit	Dil Fac	D	Method	Prep Type
Carbon tetrachloride	0.81	J	2.6	0.20	ug/Kg	1	☼	8260B	Total/NA
Aluminum	11000		23	11	mg/Kg	1	☼	6010B	Total/NA
Barium	73	B	23	0.080	mg/Kg	1	☼	6010B	Total/NA
Beryllium	0.44	J	0.56	0.049	mg/Kg	1	☼	6010B	Total/NA
Calcium	4300		560	18	mg/Kg	1	☼	6010B	Total/NA
Cadmium	0.31		0.23	0.041	mg/Kg	1	☼	6010B	Total/NA
Cobalt	5.2	J	5.6	0.18	mg/Kg	1	☼	6010B	Total/NA
Chromium	17		0.56	0.23	mg/Kg	1	☼	6010B	Total/NA
Copper	15		2.8	0.84	mg/Kg	1	☼	6010B	Total/NA
Iron	18000		11	5.5	mg/Kg	1	☼	6010B	Total/NA
Potassium	850	B	560	7.0	mg/Kg	1	☼	6010B	Total/NA
Magnesium	3300	B	560	5.8	mg/Kg	1	☼	6010B	Total/NA
Manganese	250	B	1.7	0.084	mg/Kg	1	☼	6010B	Total/NA
Nickel	18		4.5	0.30	mg/Kg	1	☼	6010B	Total/NA
Vanadium	23		5.6	0.14	mg/Kg	1	☼	6010B	Total/NA
Zinc	56		2.3	1.1	mg/Kg	1	☼	6010B	Total/NA
Arsenic	4.4		1.1	0.34	mg/Kg	1	☼	6010B	Total/NA
Lead	11		0.34	0.21	mg/Kg	1	☼	6010B	Total/NA
Mercury	0.044	J	0.11	0.016	mg/Kg	1	☼	7471A	Total/NA

Client Sample ID: S-017324-112211-TP-074 — Lab Sample ID: 240-6243-21

Analyte	Result	Qualifier	RL	MDL	Unit	Dil Fac	D	Method	Prep Type
Carbon tetrachloride	0.57	J	2.6	0.19	ug/Kg	1	☼	8260B	Total/NA
1,2-Dichloroethane	0.65	J	2.6	0.17	ug/Kg	1	☼	8260B	Total/NA
Aluminum	12000		19	9.0	mg/Kg	1	☼	6010B	Total/NA
Barium	84	B	19	0.066	mg/Kg	1	☼	6010B	Total/NA
Beryllium	0.73		0.47	0.040	mg/Kg	1	☼	6010B	Total/NA
Calcium	2300	B	470	15	mg/Kg	1	☼	6010B	Total/NA
Cadmium	0.099	J	0.19	0.034	mg/Kg	1	☼	6010B	Total/NA
Cobalt	12		4.7	0.15	mg/Kg	1	☼	6010B	Total/NA
Chromium	17		0.47	0.19	mg/Kg	1	☼	6010B	Total/NA
Copper	25		2.3	0.69	mg/Kg	1	☼	6010B	Total/NA
Iron	24000		9.3	4.6	mg/Kg	1	☼	6010B	Total/NA
Potassium	990	B	470	5.8	mg/Kg	1	☼	6010B	Total/NA
Magnesium	3300		470	4.8	mg/Kg	1	☼	6010B	Total/NA
Manganese	740	B	1.4	0.069	mg/Kg	1	☼	6010B	Total/NA
Nickel	30		3.7	0.25	mg/Kg	1	☼	6010B	Total/NA
Vanadium	24		4.7	0.11	mg/Kg	1	☼	6010B	Total/NA
Zinc	69	B	1.9	0.93	mg/Kg	1	☼	6010B	Total/NA
Arsenic	6.1		0.93	0.28	mg/Kg	1	☼	6010B	Total/NA
Lead	13		0.28	0.18	mg/Kg	1	☼	6010B	Total/NA
Mercury	0.045	J	0.12	0.018	mg/Kg	1	☼	7471A	Total/NA

Detection Summary

Client: Conestoga-Rovers & Associates, Inc.
Project/Site: 17324-T07, RACER Former MTM

TestAmerica Job ID: 240-6243-1

Client Sample ID: S-017324-112211-TP-075

Lab Sample ID: 240-6243-22

Analyte	Result	Qualifier	RL	MDL	Unit	Dil Fac	D	Method	Prep Type
1,2-Dichloroethane	0.49	J	2.2	0.15	ug/Kg	1	☼	8260B	Total/NA
Aroclor-1248	3400		760	390	ug/Kg	20	☼	8082	Total/NA
Aluminum	6600		14	6.6	mg/Kg	1	☼	6010B	Total/NA
Barium	61	B	14	0.049	mg/Kg	1	☼	6010B	Total/NA
Beryllium	0.37		0.34	0.030	mg/Kg	1	☼	6010B	Total/NA
Calcium	110000	B	1700	55	mg/Kg	5	☼	6010B	Total/NA
Cadmium	0.11	J	0.14	0.025	mg/Kg	1	☼	6010B	Total/NA
Cobalt	5.1		3.4	0.11	mg/Kg	1	☼	6010B	Total/NA
Chromium	9.8		0.34	0.14	mg/Kg	1	☼	6010B	Total/NA
Copper	14		1.7	0.51	mg/Kg	1	☼	6010B	Total/NA
Iron	12000		6.9	3.4	mg/Kg	1	☼	6010B	Total/NA
Potassium	1500	B	340	4.3	mg/Kg	1	☼	6010B	Total/NA
Magnesium	40000		340	3.5	mg/Kg	1	☼	6010B	Total/NA
Manganese	230	B	1.0	0.051	mg/Kg	1	☼	6010B	Total/NA
Sodium	110	J	340	45	mg/Kg	1	☼	6010B	Total/NA
Nickel	16		2.7	0.19	mg/Kg	1	☼	6010B	Total/NA
Vanadium	15		3.4	0.082	mg/Kg	1	☼	6010B	Total/NA
Zinc	38	B	1.4	0.69	mg/Kg	1	☼	6010B	Total/NA
Arsenic	4.8		0.69	0.21	mg/Kg	1	☼	6010B	Total/NA
Lead	6.1		0.21	0.13	mg/Kg	1	☼	6010B	Total/NA
Mercury	0.021	J	0.085	0.013	mg/Kg	1	☼	7471A	Total/NA

Client Sample Results

Client: Conestoga-Rovers & Associates, Inc.
Project/Site: 17324-T07, RACER Former MTM

TestAmerica Job ID: 240-6243-1

Client Sample ID: S-017324-112211-TP-054
Date Collected: 11/22/11 07:30
Date Received: 11/23/11 09:45

Lab Sample ID: 240-6243-1
Matrix: Solid
Percent Solids: 82.3

Method: 6010B - Metals (ICP)

Analyte	Result	Qualifier	RL	MDL	Unit	D	Prepared	Analyzed	Dil Fac
Lead	170		0.36	0.23	mg/Kg	☼	11/29/11 10:25	11/30/11 23:22	1

Client Sample Results

Client: Conestoga-Rovers & Associates, Inc.
Project/Site: 17324-T07, RACER Former MTM

TestAmerica Job ID: 240-6243-1

Client Sample ID: S-017324-112211-TP-055
Date Collected: 11/22/11 07:33
Date Received: 11/23/11 09:45

Lab Sample ID: 240-6243-2
Matrix: Solid
Percent Solids: 85.6

Method: 6010B - Metals (ICP)

Analyte	Result	Qualifier	RL	MDL	Unit	D	Prepared	Analyzed	Dil Fac
Lead	9.5		0.30	0.19	mg/Kg	☼	11/29/11 10:25	11/30/11 23:41	1

Client Sample Results

Client: Conestoga-Rovers & Associates, Inc.
Project/Site: 17324-T07, RACER Former MTM

TestAmerica Job ID: 240-6243-1

Client Sample ID: S-017324-112211-TP-056
Date Collected: 11/22/11 07:34
Date Received: 11/23/11 09:45

Lab Sample ID: 240-6243-3
Matrix: Solid
Percent Solids: 83.9

Method: 6010B - Metals (ICP)

Analyte	Result	Qualifier	RL	MDL	Unit	D	Prepared	Analyzed	Dil Fac
Lead	9.7		0.29	0.19	mg/Kg	☼	11/29/11 10:25	11/30/11 23:47	1

Client Sample Results

Client: Conestoga-Rovers & Associates, Inc.
Project/Site: 17324-T07, RACER Former MTM

TestAmerica Job ID: 240-6243-1

Client Sample ID: S-017324-112211-TP-058
Date Collected: 11/22/11 09:40
Date Received: 11/23/11 09:45

Lab Sample ID: 240-6243-5
Matrix: Solid
Percent Solids: 84.6

Method: 6010B - Metals (ICP)

Analyte	Result	Qualifier	RL	MDL	Unit	D	Prepared	Analyzed	Dil Fac
Lead	18		0.32	0.20	mg/Kg	☼	11/29/11 10:25	11/30/11 23:53	1

Client Sample Results

Client: Conestoga-Rovers & Associates, Inc.
Project/Site: 17324-T07, RACER Former MTM

TestAmerica Job ID: 240-6243-1

Client Sample ID: S-017324-112211-TP-059
Date Collected: 11/22/11 09:43
Date Received: 11/23/11 09:45

Lab Sample ID: 240-6243-6
Matrix: Solid
Percent Solids: 82.7

Method: 6010B - Metals (ICP)

Analyte	Result	Qualifier	RL	MDL	Unit	D	Prepared	Analyzed	Dil Fac
Lead	9.9		0.34	0.22	mg/Kg	☼	11/29/11 10:25	11/30/11 22:57	1

Client Sample Results

Client: Conestoga-Rovers & Associates, Inc.
Project/Site: 17324-T07, RACER Former MTM

TestAmerica Job ID: 240-6243-1

Client Sample ID: S-017324-112211-TP-061
Date Collected: 11/22/11 10:43
Date Received: 11/23/11 09:45

Lab Sample ID: 240-6243-8
Matrix: Solid
Percent Solids: 76.0

Method: 6010B - Metals (ICP)

Analyte	Result	Qualifier	RL	MDL	Unit	D	Prepared	Analyzed	Dil Fac
Lead	17		0.39	0.25	mg/Kg	☼	11/29/11 10:25	11/30/11 23:59	1

Client Sample Results

Client: Conestoga-Rovers & Associates, Inc.
Project/Site: 17324-T07, RACER Former MTM

TestAmerica Job ID: 240-6243-1

Client Sample ID: S-017324-112211-TP-062
Date Collected: 11/22/11 10:46
Date Received: 11/23/11 09:45

Lab Sample ID: 240-6243-9
Matrix: Solid
Percent Solids: 84.4

Method: 6010B - Metals (ICP)

Analyte	Result	Qualifier	RL	MDL	Unit	D	Prepared	Analyzed	Dil Fac
Lead	14		0.34	0.22	mg/Kg	☼	11/29/11 10:25	12/01/11 00:05	1

Client Sample Results

Client: Conestoga-Rovers & Associates, Inc.
Project/Site: 17324-T07, RACER Former MTM

TestAmerica Job ID: 240-6243-1

Client Sample ID: S-017324-112211-TP-064
Date Collected: 11/22/11 12:45
Date Received: 11/23/11 09:45

Lab Sample ID: 240-6243-11
Matrix: Solid
Percent Solids: 80.1

Method: 6010B - Metals (ICP)

Analyte	Result	Qualifier	RL	MDL	Unit	D	Prepared	Analyzed	Dil Fac
Lead	290		0.36	0.23	mg/Kg	☼	11/29/11 10:25	12/01/11 00:11	1

Client: Conestoga-Rovers & Associates, Inc.
Project/Site: 17324-T07, RACER Former MTM

TestAmerica Job ID: 240-6243-1

Client Sample ID: S-017324-112211-TP-065
Date Collected: 11/22/11 12:50
Date Received: 11/23/11 09:45

Lab Sample ID: 240-6243-12
Matrix: Solid
Percent Solids: 81.1

Method: 6010B - Metals (ICP)

Analyte	Result	Qualifier	RL	MDL	Unit	D	Prepared	Analyzed	Dil Fac
Lead	27		0.37	0.23	mg/Kg	☼	11/29/11 10:25	12/01/11 00:18	1

Client Sample Results

Client: Conestoga-Rovers & Associates, Inc.
Project/Site: 17324-T07, RACER Former MTM

TestAmerica Job ID: 240-6243-1

Client Sample ID: S-017324-112211-TP-067
Date Collected: 11/22/11 13:25
Date Received: 11/23/11 09:45

Lab Sample ID: 240-6243-14
Matrix: Solid
Percent Solids: 80.9

Method: 6010B - Metals (ICP)

Analyte	Result	Qualifier	RL	MDL	Unit	D	Prepared	Analyzed	Dil Fac
Lead	11		0.29	0.19	mg/Kg	☼	11/29/11 10:25	12/01/11 00:24	1

Client Sample Results

Client: Conestoga-Rovers & Associates, Inc.
Project/Site: 17324-T07, RACER Former MTM

TestAmerica Job ID: 240-6243-1

Client Sample ID: S-017324-112211-TP-068
Date Collected: 11/22/11 13:28
Date Received: 11/23/11 09:45

Lab Sample ID: 240-6243-15
Matrix: Solid
Percent Solids: 80.9

Method: 6010B - Metals (ICP)

Analyte	Result	Qualifier	RL	MDL	Unit	D	Prepared	Analyzed	Dil Fac
Lead	17		0.29	0.18	mg/Kg	☼	11/29/11 10:25	12/01/11 00:30	1

Client: Conestoga-Rovers & Associates, Inc.
Project/Site: 17324-T07, RACER Former MTM

TestAmerica Job ID: 240-6243-1

Client Sample ID: S-017324-112211-TP-070
Date Collected: 11/22/11 00:00
Date Received: 11/23/11 09:45

Lab Sample ID: 240-6243-17
Matrix: Solid
Percent Solids: 80.9

Method: 6010B - Metals (ICP)

Analyte	Result	Qualifier	RL	MDL	Unit	D	Prepared	Analyzed	Dil Fac
Lead	340		0.31	0.20	mg/Kg	☼	11/29/11 10:25	12/01/11 00:36	1

Client: Conestoga-Rovers & Associates, Inc.
Project/Site: 17324-T07, RACER Former MTM

TestAmerica Job ID: 240-6243-1

Client Sample ID: S-017324-112211-TP-071
Date Collected: 11/22/11 00:00
Date Received: 11/23/11 09:45

Lab Sample ID: 240-6243-18
Matrix: Solid
Percent Solids: 76.4

Method: 6010B - Metals (ICP)

Analyte	Result	Qualifier	RL	MDL	Unit	D	Prepared	Analyzed	Dil Fac
Lead	1100		0.37	0.23	mg/Kg	☼	11/29/11 10:25	12/01/11 00:54	1

Client: Conestoga-Rovers & Associates, Inc.
Project/Site: 17324-T07, RACER Former MTM

TestAmerica Job ID: 240-6243-1

Client Sample ID: S-017324-112211-TP-073
Date Collected: 11/22/11 00:00
Date Received: 11/23/11 09:45

Lab Sample ID: 240-6243-20
Matrix: Solid
Percent Solids: 80.5

Method: 8260B - Volatile Organic Compounds (GC/MS)

Analyte	Result	Qualifier	RL	MDL	Unit	D	Prepared	Analyzed	Dil Fac
Acetone	11	U	11	3.3	ug/Kg	☼	11/23/11 16:00	12/03/11 03:25	1
Benzene	2.6	U	2.6	0.12	ug/Kg	☼	11/23/11 16:00	12/03/11 03:25	1
Dichlorobromomethane	2.6	U	2.6	0.15	ug/Kg	☼	11/23/11 16:00	12/03/11 03:25	1
Bromoform	2.6	U	2.6	0.17	ug/Kg	☼	11/23/11 16:00	12/03/11 03:25	1
Bromomethane	2.6	U	2.6	0.28	ug/Kg	☼	11/23/11 16:00	12/03/11 03:25	1
2-Butanone (MEK)	11	U	11	0.74	ug/Kg	☼	11/23/11 16:00	12/03/11 03:25	1
Carbon disulfide	2.6	U	2.6	0.23	ug/Kg	☼	11/23/11 16:00	12/03/11 03:25	1
Carbon tetrachloride	**0.81**	**J**	2.6	0.20	ug/Kg	☼	11/23/11 16:00	12/03/11 03:25	1
Chlorobenzene	2.6	U	2.6	0.17	ug/Kg	☼	11/23/11 16:00	12/03/11 03:25	1
Chloroethane	2.6	U	2.6	0.45	ug/Kg	☼	11/23/11 16:00	12/03/11 03:25	1
Chloroform	2.6	U	2.6	0.15	ug/Kg	☼	11/23/11 16:00	12/03/11 03:25	1
Chloromethane	2.6	U	2.6	0.22	ug/Kg	☼	11/23/11 16:00	12/03/11 03:25	1
1,1-Dichloroethane	2.6	U	2.6	0.19	ug/Kg	☼	11/23/11 16:00	12/03/11 03:25	1
1,2-Dichloroethane	2.6	U	2.6	0.18	ug/Kg	☼	11/23/11 16:00	12/03/11 03:25	1
1,1-Dichloroethene	2.6	U	2.6	0.27	ug/Kg	☼	11/23/11 16:00	12/03/11 03:25	1
1,2-Dichloropropane	2.6	U	2.6	0.36	ug/Kg	☼	11/23/11 16:00	12/03/11 03:25	1
cis-1,3-Dichloropropene	2.6	U	2.6	0.18	ug/Kg	☼	11/23/11 16:00	12/03/11 03:25	1
trans-1,3-Dichloropropene	2.6	U	2.6	0.28	ug/Kg	☼	11/23/11 16:00	12/03/11 03:25	1
Ethylbenzene	2.6	U	2.6	0.14	ug/Kg	☼	11/23/11 16:00	12/03/11 03:25	1
2-Hexanone	11	U	11	0.33	ug/Kg	☼	11/23/11 16:00	12/03/11 03:25	1
Methylene Chloride	2.6	U	2.6	0.35	ug/Kg	☼	11/23/11 16:00	12/03/11 03:25	1
4-Methyl-2-pentanone (MIBK)	11	U	11	0.28	ug/Kg	☼	11/23/11 16:00	12/03/11 03:25	1
Styrene	2.6	U	2.6	0.079	ug/Kg	☼	11/23/11 16:00	12/03/11 03:25	1
1,1,2,2-Tetrachloroethane	2.6	U	2.6	0.18	ug/Kg	☼	11/23/11 16:00	12/03/11 03:25	1
Tetrachloroethene	2.6	U	2.6	0.27	ug/Kg	☼	11/23/11 16:00	12/03/11 03:25	1
Toluene	2.6	U	2.6	0.14	ug/Kg	☼	11/23/11 16:00	12/03/11 03:25	1
Trichloroethene	2.6	U	2.6	0.22	ug/Kg	☼	11/23/11 16:00	12/03/11 03:25	1
Vinyl chloride	2.6	U	2.6	0.21	ug/Kg	☼	11/23/11 16:00	12/03/11 03:25	1
Xylenes, Total	5.3	U	5.3	0.35	ug/Kg	☼	11/23/11 16:00	12/03/11 03:25	1
1,1,1-Trichloroethane	2.6	U	2.6	0.30	ug/Kg	☼	11/23/11 16:00	12/03/11 03:25	1
1,1,2-Trichloroethane	2.6	U	2.6	0.21	ug/Kg	☼	11/23/11 16:00	12/03/11 03:25	1
Cyclohexane	5.3	U	5.3	0.17	ug/Kg	☼	11/23/11 16:00	12/03/11 03:25	1
1,2-Dibromo-3-Chloropropane	5.3	U	5.3	0.69	ug/Kg	☼	11/23/11 16:00	12/03/11 03:25	1
Ethylene Dibromide	2.6	U	2.6	0.26	ug/Kg	☼	11/23/11 16:00	12/03/11 03:25	1
Dichlorodifluoromethane	2.6	U	2.6	0.26	ug/Kg	☼	11/23/11 16:00	12/03/11 03:25	1
cis-1,2-Dichloroethene	2.6	U	2.6	0.19	ug/Kg	☼	11/23/11 16:00	12/03/11 03:25	1
trans-1,2-Dichloroethene	2.6	U	2.6	0.22	ug/Kg	☼	11/23/11 16:00	12/03/11 03:25	1
Isopropylbenzene	2.6	U	2.6	0.084	ug/Kg	☼	11/23/11 16:00	12/03/11 03:25	1
Methyl acetate	5.3	U	5.3	0.74	ug/Kg	☼	11/23/11 16:00	12/03/11 03:25	1
Methyl tert-butyl ether	11	U	11	0.23	ug/Kg	☼	11/23/11 16:00	12/03/11 03:25	1
1,1,2-Trichloro-1,2,2-trifluoroethane	2.6	U	2.6	0.69	ug/Kg	☼	11/23/11 16:00	12/03/11 03:25	1
1,2,4-Trichlorobenzene	2.6	U	2.6	0.14	ug/Kg	☼	11/23/11 16:00	12/03/11 03:25	1
1,2-Dichlorobenzene	2.6	U	2.6	0.19	ug/Kg	☼	11/23/11 16:00	12/03/11 03:25	1
1,3-Dichlorobenzene	2.6	U	2.6	0.18	ug/Kg	☼	11/23/11 16:00	12/03/11 03:25	1
1,4-Dichlorobenzene	2.6	U	2.6	0.35	ug/Kg	☼	11/23/11 16:00	12/03/11 03:25	1
Trichlorofluoromethane	2.6	U	2.6	0.18	ug/Kg	☼	11/23/11 16:00	12/03/11 03:25	1
Chlorodibromomethane	2.6	U	2.6	0.29	ug/Kg	☼	11/23/11 16:00	12/03/11 03:25	1
Methylcyclohexane	5.3	U	5.3	0.16	ug/Kg	☼	11/23/11 16:00	12/03/11 03:25	1

Client Sample ID: S-017324-112211-TP-073
Date Collected: 11/22/11 00:00
Date Received: 11/23/11 09:45

Lab Sample ID: 240-6243-20
Matrix: Solid
Percent Solids: 80.5

Surrogate	%Recovery	Qualifier	Limits	Prepared	Analyzed	Dil Fac
1,2-Dichloroethane-d4 (Surr)	*99*		*58 - 123*	*11/23/11 16:00*	*12/03/11 03:25*	*1*
4-Bromofluorobenzene (Surr)	*95*		*52 - 136*	*11/23/11 16:00*	*12/03/11 03:25*	*1*
Toluene-d8 (Surr)	*103*		*67 - 125*	*11/23/11 16:00*	*12/03/11 03:25*	*1*
Dibromofluoromethane (Surr)	*98*		*37 - 132*	*11/23/11 16:00*	*12/03/11 03:25*	*1*

Method: 8270C - Semivolatile Organic Compounds (GC/MS)

Analyte	Result	Qualifier	RL	MDL	Unit	D	Prepared	Analyzed	Dil Fac
1,1'-Biphenyl	62	U	62	34	ug/Kg	☼	12/06/11 08:49	12/08/11 18:11	1
2,2'-oxybis[1-chloropropane]	120	U	120	12	ug/Kg	☼	12/06/11 08:49	12/08/11 18:11	1
2,4,5-Trichlorophenol	190	U	190	31	ug/Kg	☼	12/06/11 08:49	12/08/11 18:11	1
2,4,6-Trichlorophenol	190	U	190	99	ug/Kg	☼	12/06/11 08:49	12/08/11 18:11	1
2,4-Dichlorophenol	190	U	190	25	ug/Kg	☼	12/06/11 08:49	12/08/11 18:11	1
2,4-Dimethylphenol	190	U	190	25	ug/Kg	☼	12/06/11 08:49	12/08/11 18:11	1
2,4-Dinitrophenol	410	U	410	99	ug/Kg	☼	12/06/11 08:49	12/08/11 18:11	1
2,4-Dinitrotoluene	250	U	250	34	ug/Kg	☼	12/06/11 08:49	12/08/11 18:11	1
2,6-Dinitrotoluene	250	U	250	26	ug/Kg	☼	12/06/11 08:49	12/08/11 18:11	1
2-Chloronaphthalene	62	U	62	4.1	ug/Kg	☼	12/06/11 08:49	12/08/11 18:11	1
2-Chlorophenol	62	U	62	34	ug/Kg	☼	12/06/11 08:49	12/08/11 18:11	1
2-Methylnaphthalene	8.3	U	8.3	4.1	ug/Kg	☼	12/06/11 08:49	12/08/11 18:11	1
2-Methylphenol	250	U	250	99	ug/Kg	☼	12/06/11 08:49	12/08/11 18:11	1
2-Nitroaniline	250	U	250	11	ug/Kg	☼	12/06/11 08:49	12/08/11 18:11	1
2-Nitrophenol	62	U	62	34	ug/Kg	☼	12/06/11 08:49	12/08/11 18:11	1
3,3'-Dichlorobenzidine	120	U *	120	22	ug/Kg	☼	12/06/11 08:49	12/08/11 18:11	1
3-Nitroaniline	250	U	250	20	ug/Kg	☼	12/06/11 08:49	12/08/11 18:11	1
4,6-Dinitro-2-methylphenol	190	U	190	99	ug/Kg	☼	12/06/11 08:49	12/08/11 18:11	1
4-Bromophenyl phenyl ether	62	U	62	16	ug/Kg	☼	12/06/11 08:49	12/08/11 18:11	1
4-Chloro-3-methylphenol	190	U	190	26	ug/Kg	☼	12/06/11 08:49	12/08/11 18:11	1
4-Chloroaniline	190	U	190	21	ug/Kg	☼	12/06/11 08:49	12/08/11 18:11	1
4-Chlorophenyl phenyl ether	62	U	62	16	ug/Kg	☼	12/06/11 08:49	12/08/11 18:11	1
4-Nitroaniline	250	U	250	32	ug/Kg	☼	12/06/11 08:49	12/08/11 18:11	1
4-Nitrophenol	410	U	410	99	ug/Kg	☼	12/06/11 08:49	12/08/11 18:11	1
Acenaphthene	8.3	U	8.3	4.1	ug/Kg	☼	12/06/11 08:49	12/08/11 18:11	1
Acenaphthylene	8.3	U	8.3	4.1	ug/Kg	☼	12/06/11 08:49	12/08/11 18:11	1
Acetophenone	120	U	120	11	ug/Kg	☼	12/06/11 08:49	12/08/11 18:11	1
Anthracene	8.3	U	8.3	4.1	ug/Kg	☼	12/06/11 08:49	12/08/11 18:11	1
Atrazine	250	U	250	11	ug/Kg	☼	12/06/11 08:49	12/08/11 18:11	1
Benzaldehyde	120	U	120	15	ug/Kg	☼	12/06/11 08:49	12/08/11 18:11	1
Benzo[a]anthracene	8.3	U	8.3	4.1	ug/Kg	☼	12/06/11 08:49	12/08/11 18:11	1
Benzo[a]pyrene	8.3	U	8.3	4.1	ug/Kg	☼	12/06/11 08:49	12/08/11 18:11	1
Benzo[b]fluoranthene	8.3	U	8.3	4.1	ug/Kg	☼	12/06/11 08:49	12/08/11 18:11	1
Benzo[g,h,i]perylene	8.3	U	8.3	4.1	ug/Kg	☼	12/06/11 08:49	12/08/11 18:11	1
Benzo[k]fluoranthene	8.3	U	8.3	4.1	ug/Kg	☼	12/06/11 08:49	12/08/11 18:11	1
Bis(2-chloroethoxy)methane	120	U	120	27	ug/Kg	☼	12/06/11 08:49	12/08/11 18:11	1
Bis(2-chloroethyl)ether	120	U	120	2.5	ug/Kg	☼	12/06/11 08:49	12/08/11 18:11	1
Bis(2-ethylhexyl) phthalate	62	U	62	24	ug/Kg	☼	12/06/11 08:49	12/08/11 18:11	1
Butyl benzyl phthalate	62	U	62	12	ug/Kg	☼	12/06/11 08:49	12/08/11 18:11	1
Caprolactam	410	U	410	46	ug/Kg	☼	12/06/11 08:49	12/08/11 18:11	1
Carbazole	62	U	62	34	ug/Kg	☼	12/06/11 08:49	12/08/11 18:11	1
Chrysene	8.3	U	8.3	1.4	ug/Kg	☼	12/06/11 08:49	12/08/11 18:11	1
Dibenz(a,h)anthracene	8.3	U	8.3	4.1	ug/Kg	☼	12/06/11 08:49	12/08/11 18:11	1
Dibenzofuran	62	U	62	4.1	ug/Kg	☼	12/06/11 08:49	12/08/11 18:11	1

Client Sample ID: S-017324-112211-TP-073
Date Collected: 11/22/11 00:00
Date Received: 11/23/11 09:45

Lab Sample ID: 240-6243-20
Matrix: Solid
Percent Solids: 80.5

Method: 8270C - Semivolatile Organic Compounds (GC/MS) (Continued)

Analyte	Result	Qualifier	RL	MDL	Unit	D	Prepared	Analyzed	Dil Fac
Diethyl phthalate	62	U	62	20	ug/Kg	☼	12/06/11 08:49	12/08/11 18:11	1
Dimethyl phthalate	62	U	62	21	ug/Kg	☼	12/06/11 08:49	12/08/11 18:11	1
Di-n-butyl phthalate	62	U	62	19	ug/Kg	☼	12/06/11 08:49	12/08/11 18:11	1
Di-n-octyl phthalate	62	U	62	34	ug/Kg	☼	12/06/11 08:49	12/08/11 18:11	1
Fluoranthene	8.3	U	8.3	4.1	ug/Kg	☼	12/06/11 08:49	12/08/11 18:11	1
Fluorene	8.3	U	8.3	4.1	ug/Kg	☼	12/06/11 08:49	12/08/11 18:11	1
Hexachlorobenzene	8.3	U	8.3	2.6	ug/Kg	☼	12/06/11 08:49	12/08/11 18:11	1
Hexachlorobutadiene	62	U	62	34	ug/Kg	☼	12/06/11 08:49	12/08/11 18:11	1
Hexachlorocyclopentadiene	410	U	410	34	ug/Kg	☼	12/06/11 08:49	12/08/11 18:11	1
Hexachloroethane	62	U	62	11	ug/Kg	☼	12/06/11 08:49	12/08/11 18:11	1
Indeno[1,2,3-cd]pyrene	8.3	U	8.3	4.1	ug/Kg	☼	12/06/11 08:49	12/08/11 18:11	1
Isophorone	62	U	62	16	ug/Kg	☼	12/06/11 08:49	12/08/11 18:11	1
Naphthalene	8.3	U	8.3	4.1	ug/Kg	☼	12/06/11 08:49	12/08/11 18:11	1
Nitrobenzene	120	U	120	2.7	ug/Kg	☼	12/06/11 08:49	12/08/11 18:11	1
N-Nitrosodi-n-propylamine	62	U	62	34	ug/Kg	☼	12/06/11 08:49	12/08/11 18:11	1
N-Nitrosodiphenylamine	62	U	62	26	ug/Kg	☼	12/06/11 08:49	12/08/11 18:11	1
Pentachlorophenol	190	U	190	99	ug/Kg	☼	12/06/11 08:49	12/08/11 18:11	1
Phenol	62	U	62	34	ug/Kg	☼	12/06/11 08:49	12/08/11 18:11	1
Phenanthrene	8.3	U	8.3	4.1	ug/Kg	☼	12/06/11 08:49	12/08/11 18:11	1
Pyrene	8.3	U	8.3	4.1	ug/Kg	☼	12/06/11 08:49	12/08/11 18:11	1
3 & 4 Methylphenol	500	U	500	25	ug/Kg	☼	12/06/11 08:49	12/08/11 18:11	1

Surrogate	*%Recovery*	*Qualifier*	*Limits*	*Prepared*	*Analyzed*	*Dil Fac*
2-Fluorobiphenyl (Surr)	*45*		*34 - 110*	*12/06/11 08:49*	*12/08/11 18:11*	*1*
2-Fluorophenol (Surr)	*48*		*26 - 110*	*12/06/11 08:49*	*12/08/11 18:11*	*1*
2,4,6-Tribromophenol (Surr)	*25*		*10 - 118*	*12/06/11 08:49*	*12/08/11 18:11*	*1*
Nitrobenzene-d5 (Surr)	*45*		*24 - 112*	*12/06/11 08:49*	*12/08/11 18:11*	*1*
Phenol-d5 (Surr)	*50*		*28 - 110*	*12/06/11 08:49*	*12/08/11 18:11*	*1*
Terphenyl-d14 (Surr)	*69*		*41 - 119*	*12/06/11 08:49*	*12/08/11 18:11*	*1*

Method: 8082 - Polychlorinated Biphenyls (PCBs) by Gas Chromatography

Analyte	Result	Qualifier	RL	MDL	Unit	D	Prepared	Analyzed	Dil Fac
Aroclor-1016	41	U	41	26	ug/Kg	☼	11/28/11 10:37	11/30/11 12:09	1
Aroclor-1221	41	U	41	20	ug/Kg	☼	11/28/11 10:37	11/30/11 12:09	1
Aroclor-1232	41	U	41	17	ug/Kg	☼	11/28/11 10:37	11/30/11 12:09	1
Aroclor-1242	41	U	41	16	ug/Kg	☼	11/28/11 10:37	11/30/11 12:09	1
Aroclor-1248	41	U	41	21	ug/Kg	☼	11/28/11 10:37	11/30/11 12:09	1
Aroclor-1254	41	U	41	21	ug/Kg	☼	11/28/11 10:37	11/30/11 12:09	1
Aroclor-1260	41	U	41	21	ug/Kg	☼	11/28/11 10:37	11/30/11 12:09	1

Surrogate	*%Recovery*	*Qualifier*	*Limits*	*Prepared*	*Analyzed*	*Dil Fac*
Tetrachloro-m-xylene	*62*		*29 - 151*	*11/28/11 10:37*	*11/30/11 12:09*	*1*
DCB Decachlorobiphenyl	*99*		*14 - 163*	*11/28/11 10:37*	*11/30/11 12:09*	*1*

Method: 6010B - Metals (ICP)

Analyte	Result	Qualifier	RL	MDL	Unit	D	Prepared	Analyzed	Dil Fac
Aluminum	**11000**		23	11	mg/Kg	☼	11/29/11 10:25	12/01/11 01:01	1
Antimony	1.1	U	1.1	0.44	mg/Kg	☼	11/29/11 10:25	12/01/11 01:01	1
Barium	**73**	**B**	23	0.080	mg/Kg	☼	11/29/11 10:25	12/01/11 01:01	1
Beryllium	**0.44**	**J**	0.56	0.049	mg/Kg	☼	11/29/11 10:25	12/01/11 01:01	1
Calcium	**4300**		560	18	mg/Kg	☼	11/29/11 10:25	12/01/11 01:01	1

Client: Conestoga-Rovers & Associates, Inc.
Project/Site: 17324-T07, RACER Former MTM

TestAmerica Job ID: 240-6243-1

Client Sample ID: S-017324-112211-TP-073
Date Collected: 11/22/11 00:00
Date Received: 11/23/11 09:45

Lab Sample ID: 240-6243-20
Matrix: Solid
Percent Solids: 80.5

Method: 6010B - Metals (ICP) (Continued)

Analyte	Result	Qualifier	RL	MDL	Unit	D	Prepared	Analyzed	Dil Fac
Cadmium	0.31		0.23	0.041	mg/Kg	☼	11/29/11 10:25	12/01/11 01:01	1
Cobalt	5.2	J	5.6	0.18	mg/Kg	☼	11/29/11 10:25	12/01/11 01:01	1
Chromium	17		0.56	0.23	mg/Kg	☼	11/29/11 10:25	12/01/11 01:01	1
Copper	15		2.8	0.84	mg/Kg	☼	11/29/11 10:25	12/01/11 01:01	1
Iron	18000		11	5.5	mg/Kg	☼	11/29/11 10:25	12/01/11 01:01	1
Potassium	850	B	560	7.0	mg/Kg	☼	11/29/11 10:25	12/01/11 01:01	1
Magnesium	3300	B	560	5.8	mg/Kg	☼	11/29/11 10:25	12/01/11 01:01	1
Manganese	250	B	1.7	0.084	mg/Kg	☼	11/29/11 10:25	12/01/11 01:01	1
Silver	0.56	U	0.56	0.11	mg/Kg	☼	11/29/11 10:25	12/01/11 01:01	1
Sodium	560	U	560	75	mg/Kg	☼	11/29/11 10:25	12/01/11 01:01	1
Nickel	18		4.5	0.30	mg/Kg	☼	11/29/11 10:25	12/01/11 01:01	1
Vanadium	23		5.6	0.14	mg/Kg	☼	11/29/11 10:25	12/01/11 01:01	1
Zinc	56		2.3	1.1	mg/Kg	☼	11/29/11 10:25	12/01/11 01:01	1
Arsenic	4.4		1.1	0.34	mg/Kg	☼	11/29/11 10:25	12/01/11 01:01	1
Lead	11		0.34	0.21	mg/Kg	☼	11/29/11 10:25	12/01/11 01:01	1
Selenium	0.56	U	0.56	0.51	mg/Kg	☼	11/29/11 10:25	12/01/11 01:01	1
Thallium	1.1	U	1.1	0.62	mg/Kg	☼	11/29/11 10:25	12/01/11 01:01	1

Method: 7471A - Mercury (CVAA)

Analyte	Result	Qualifier	RL	MDL	Unit	D	Prepared	Analyzed	Dil Fac
Mercury	0.044	J	0.11	0.016	mg/Kg	☼	11/29/11 14:20	11/30/11 17:21	1

Client: Conestoga-Rovers & Associates, Inc.
Project/Site: 17324-T07, RACER Former MTM

TestAmerica Job ID: 240-6243-1

Client Sample ID: S-017324-112211-TP-074
Date Collected: 11/22/11 00:00
Date Received: 11/23/11 09:45

Lab Sample ID: 240-6243-21
Matrix: Solid
Percent Solids: 82.4

Method: 8260B - Volatile Organic Compounds (GC/MS)

Analyte	Result	Qualifier	RL	MDL	Unit	D	Prepared	Analyzed	Dil Fac
Acetone	10	U	10	3.2	ug/Kg	☼	11/23/11 16:00	12/03/11 03:46	1
Benzene	2.6	U	2.6	0.12	ug/Kg	☼	11/23/11 16:00	12/03/11 03:46	1
Dichlorobromomethane	2.6	U	2.6	0.14	ug/Kg	☼	11/23/11 16:00	12/03/11 03:46	1
Bromoform	2.6	U	2.6	0.17	ug/Kg	☼	11/23/11 16:00	12/03/11 03:46	1
Bromomethane	2.6	U	2.6	0.28	ug/Kg	☼	11/23/11 16:00	12/03/11 03:46	1
2-Butanone (MEK)	10	U	10	0.72	ug/Kg	☼	11/23/11 16:00	12/03/11 03:46	1
Carbon disulfide	2.6	U	2.6	0.23	ug/Kg	☼	11/23/11 16:00	12/03/11 03:46	1
Carbon tetrachloride	**0.57**	**J**	2.6	0.19	ug/Kg	☼	11/23/11 16:00	12/03/11 03:46	1
Chlorobenzene	2.6	U	2.6	0.17	ug/Kg	☼	11/23/11 16:00	12/03/11 03:46	1
Chloroethane	2.6	U	2.6	0.44	ug/Kg	☼	11/23/11 16:00	12/03/11 03:46	1
Chloroform	2.6	U	2.6	0.15	ug/Kg	☼	11/23/11 16:00	12/03/11 03:46	1
Chloromethane	2.6	U	2.6	0.21	ug/Kg	☼	11/23/11 16:00	12/03/11 03:46	1
1,1-Dichloroethane	2.6	U	2.6	0.18	ug/Kg	☼	11/23/11 16:00	12/03/11 03:46	1
1,2-Dichloroethane	**0.65**	**J**	2.6	0.17	ug/Kg	☼	11/23/11 16:00	12/03/11 03:46	1
1,1-Dichloroethene	2.6	U	2.6	0.27	ug/Kg	☼	11/23/11 16:00	12/03/11 03:46	1
1,2-Dichloropropane	2.6	U	2.6	0.35	ug/Kg	☼	11/23/11 16:00	12/03/11 03:46	1
cis-1,3-Dichloropropene	2.6	U	2.6	0.17	ug/Kg	☼	11/23/11 16:00	12/03/11 03:46	1
trans-1,3-Dichloropropene	2.6	U	2.6	0.28	ug/Kg	☼	11/23/11 16:00	12/03/11 03:46	1
Ethylbenzene	2.6	U	2.6	0.13	ug/Kg	☼	11/23/11 16:00	12/03/11 03:46	1
2-Hexanone	10	U	10	0.32	ug/Kg	☼	11/23/11 16:00	12/03/11 03:46	1
Methylene Chloride	2.6	U	2.6	0.34	ug/Kg	☼	11/23/11 16:00	12/03/11 03:46	1
4-Methyl-2-pentanone (MIBK)	10	U	10	0.28	ug/Kg	☼	11/23/11 16:00	12/03/11 03:46	1
Styrene	2.6	U	2.6	0.077	ug/Kg	☼	11/23/11 16:00	12/03/11 03:46	1
1,1,2,2-Tetrachloroethane	2.6	U	2.6	0.17	ug/Kg	☼	11/23/11 16:00	12/03/11 03:46	1
Tetrachloroethene	2.6	U	2.6	0.27	ug/Kg	☼	11/23/11 16:00	12/03/11 03:46	1
Toluene	2.6	U	2.6	0.14	ug/Kg	☼	11/23/11 16:00	12/03/11 03:46	1
Trichloroethene	2.6	U	2.6	0.22	ug/Kg	☼	11/23/11 16:00	12/03/11 03:46	1
Vinyl chloride	2.6	U	2.6	0.20	ug/Kg	☼	11/23/11 16:00	12/03/11 03:46	1
Xylenes, Total	5.1	U	5.1	0.34	ug/Kg	☼	11/23/11 16:00	12/03/11 03:46	1
1,1,1-Trichloroethane	2.6	U	2.6	0.29	ug/Kg	☼	11/23/11 16:00	12/03/11 03:46	1
1,1,2-Trichloroethane	2.6	U	2.6	0.20	ug/Kg	☼	11/23/11 16:00	12/03/11 03:46	1
Cyclohexane	5.1	U	5.1	0.17	ug/Kg	☼	11/23/11 16:00	12/03/11 03:46	1
1,2-Dibromo-3-Chloropropane	5.1	U	5.1	0.67	ug/Kg	☼	11/23/11 16:00	12/03/11 03:46	1
Ethylene Dibromide	2.6	U	2.6	0.26	ug/Kg	☼	11/23/11 16:00	12/03/11 03:46	1
Dichlorodifluoromethane	2.6	U	2.6	0.26	ug/Kg	☼	11/23/11 16:00	12/03/11 03:46	1
cis-1,2-Dichloroethene	2.6	U	2.6	0.18	ug/Kg	☼	11/23/11 16:00	12/03/11 03:46	1
trans-1,2-Dichloroethene	2.6	U	2.6	0.21	ug/Kg	☼	11/23/11 16:00	12/03/11 03:46	1
Isopropylbenzene	2.6	U	2.6	0.082	ug/Kg	☼	11/23/11 16:00	12/03/11 03:46	1
Methyl acetate	5.1	U	5.1	0.72	ug/Kg	☼	11/23/11 16:00	12/03/11 03:46	1
Methyl tert-butyl ether	10	U	10	0.22	ug/Kg	☼	11/23/11 16:00	12/03/11 03:46	1
1,1,2-Trichloro-1,2,2-trifluoroethane	2.6	U	2.6	0.67	ug/Kg	☼	11/23/11 16:00	12/03/11 03:46	1
1,2,4-Trichlorobenzene	2.6	U	2.6	0.14	ug/Kg	☼	11/23/11 16:00	12/03/11 03:46	1
1,2-Dichlorobenzene	2.6	U	2.6	0.18	ug/Kg	☼	11/23/11 16:00	12/03/11 03:46	1
1,3-Dichlorobenzene	2.6	U	2.6	0.18	ug/Kg	☼	11/23/11 16:00	12/03/11 03:46	1
1,4-Dichlorobenzene	2.6	U	2.6	0.34	ug/Kg	☼	11/23/11 16:00	12/03/11 03:46	1
Trichlorofluoromethane	2.6	U	2.6	0.17	ug/Kg	☼	11/23/11 16:00	12/03/11 03:46	1
Chlorodibromomethane	2.6	U	2.6	0.28	ug/Kg	☼	11/23/11 16:00	12/03/11 03:46	1
Methylcyclohexane	5.1	U	5.1	0.16	ug/Kg	☼	11/23/11 16:00	12/03/11 03:46	1

Client Sample ID: S-017324-112211-TP-074
Date Collected: 11/22/11 00:00
Date Received: 11/23/11 09:45

Lab Sample ID: 240-6243-21
Matrix: Solid
Percent Solids: 82.4

Surrogate	%Recovery	Qualifier	Limits	Prepared	Analyzed	Dil Fac
1,2-Dichloroethane-d4 (Surr)	*100*		*58 - 123*	*11/23/11 16:00*	*12/03/11 03:46*	*1*
4-Bromofluorobenzene (Surr)	*93*		*52 - 136*	*11/23/11 16:00*	*12/03/11 03:46*	*1*
Toluene-d8 (Surr)	*101*		*67 - 125*	*11/23/11 16:00*	*12/03/11 03:46*	*1*
Dibromofluoromethane (Surr)	*98*		*37 - 132*	*11/23/11 16:00*	*12/03/11 03:46*	*1*

Method: 8270C - Semivolatile Organic Compounds (GC/MS)

Analyte	Result	Qualifier	RL	MDL	Unit	D	Prepared	Analyzed	Dil Fac
1,1'-Biphenyl	60	U	60	33	ug/Kg	☼	12/06/11 08:49	12/08/11 17:53	1
2,2'-oxybis[1-chloropropane]	120	U	120	11	ug/Kg	☼	12/06/11 08:49	12/08/11 17:53	1
2,4,5-Trichlorophenol	180	U	180	30	ug/Kg	☼	12/06/11 08:49	12/08/11 17:53	1
2,4,6-Trichlorophenol	180	U	180	97	ug/Kg	☼	12/06/11 08:49	12/08/11 17:53	1
2,4-Dichlorophenol	180	U	180	24	ug/Kg	☼	12/06/11 08:49	12/08/11 17:53	1
2,4-Dimethylphenol	180	U	180	24	ug/Kg	☼	12/06/11 08:49	12/08/11 17:53	1
2,4-Dinitrophenol	400	U	400	97	ug/Kg	☼	12/06/11 08:49	12/08/11 17:53	1
2,4-Dinitrotoluene	240	U	240	33	ug/Kg	☼	12/06/11 08:49	12/08/11 17:53	1
2,6-Dinitrotoluene	240	U	240	25	ug/Kg	☼	12/06/11 08:49	12/08/11 17:53	1
2-Chloronaphthalene	60	U	60	4.0	ug/Kg	☼	12/06/11 08:49	12/08/11 17:53	1
2-Chlorophenol	60	U	60	33	ug/Kg	☼	12/06/11 08:49	12/08/11 17:53	1
2-Methylnaphthalene	8.1	U	8.1	4.0	ug/Kg	☼	12/06/11 08:49	12/08/11 17:53	1
2-Methylphenol	240	U	240	97	ug/Kg	☼	12/06/11 08:49	12/08/11 17:53	1
2-Nitroaniline	240	U	240	11	ug/Kg	☼	12/06/11 08:49	12/08/11 17:53	1
2-Nitrophenol	60	U	60	33	ug/Kg	☼	12/06/11 08:49	12/08/11 17:53	1
3,3'-Dichlorobenzidine	120	U *	120	22	ug/Kg	☼	12/06/11 08:49	12/08/11 17:53	1
3-Nitroaniline	240	U	240	19	ug/Kg	☼	12/06/11 08:49	12/08/11 17:53	1
4,6-Dinitro-2-methylphenol	180	U	180	97	ug/Kg	☼	12/06/11 08:49	12/08/11 17:53	1
4-Bromophenyl phenyl ether	60	U	60	16	ug/Kg	☼	12/06/11 08:49	12/08/11 17:53	1
4-Chloro-3-methylphenol	180	U	180	25	ug/Kg	☼	12/06/11 08:49	12/08/11 17:53	1
4-Chloroaniline	180	U	180	21	ug/Kg	☼	12/06/11 08:49	12/08/11 17:53	1
4-Chlorophenyl phenyl ether	60	U	60	16	ug/Kg	☼	12/06/11 08:49	12/08/11 17:53	1
4-Nitroaniline	240	U	240	31	ug/Kg	☼	12/06/11 08:49	12/08/11 17:53	1
4-Nitrophenol	400	U	400	97	ug/Kg	☼	12/06/11 08:49	12/08/11 17:53	1
Acenaphthene	8.1	U	8.1	4.0	ug/Kg	☼	12/06/11 08:49	12/08/11 17:53	1
Acenaphthylene	8.1	U	8.1	4.0	ug/Kg	☼	12/06/11 08:49	12/08/11 17:53	1
Acetophenone	120	U	120	11	ug/Kg	☼	12/06/11 08:49	12/08/11 17:53	1
Anthracene	8.1	U	8.1	4.0	ug/Kg	☼	12/06/11 08:49	12/08/11 17:53	1
Atrazine	240	U	240	11	ug/Kg	☼	12/06/11 08:49	12/08/11 17:53	1
Benzaldehyde	120	U	120	15	ug/Kg	☼	12/06/11 08:49	12/08/11 17:53	1
Benzo[a]anthracene	8.1	U	8.1	4.0	ug/Kg	☼	12/06/11 08:49	12/08/11 17:53	1
Benzo[a]pyrene	8.1	U	8.1	4.0	ug/Kg	☼	12/06/11 08:49	12/08/11 17:53	1
Benzo[b]fluoranthene	8.1	U	8.1	4.0	ug/Kg	☼	12/06/11 08:49	12/08/11 17:53	1
Benzo[g,h,i]perylene	8.1	U	8.1	4.0	ug/Kg	☼	12/06/11 08:49	12/08/11 17:53	1
Benzo[k]fluoranthene	8.1	U	8.1	4.0	ug/Kg	☼	12/06/11 08:49	12/08/11 17:53	1
Bis(2-chloroethoxy)methane	120	U	120	27	ug/Kg	☼	12/06/11 08:49	12/08/11 17:53	1
Bis(2-chloroethyl)ether	120	U	120	2.4	ug/Kg	☼	12/06/11 08:49	12/08/11 17:53	1
Bis(2-ethylhexyl) phthalate	60	U	60	23	ug/Kg	☼	12/06/11 08:49	12/08/11 17:53	1
Butyl benzyl phthalate	60	U	60	12	ug/Kg	☼	12/06/11 08:49	12/08/11 17:53	1
Caprolactam	400	U	400	45	ug/Kg	☼	12/06/11 08:49	12/08/11 17:53	1
Carbazole	60	U	60	33	ug/Kg	☼	12/06/11 08:49	12/08/11 17:53	1
Chrysene	8.1	U	8.1	1.3	ug/Kg	☼	12/06/11 08:49	12/08/11 17:53	1
Dibenz(a,h)anthracene	8.1	U	8.1	4.0	ug/Kg	☼	12/06/11 08:49	12/08/11 17:53	1
Dibenzofuran	60	U	60	4.0	ug/Kg	☼	12/06/11 08:49	12/08/11 17:53	1

Client Sample ID: S-017324-112211-TP-074
Date Collected: 11/22/11 00:00
Date Received: 11/23/11 09:45

Lab Sample ID: 240-6243-21
Matrix: Solid
Percent Solids: 82.4

Method: 8270C - Semivolatile Organic Compounds (GC/MS) (Continued)

Analyte	Result	Qualifier	RL	MDL	Unit	D	Prepared	Analyzed	Dil Fac
Diethyl phthalate	60	U	60	19	ug/Kg	☼	12/06/11 08:49	12/08/11 17:53	1
Dimethyl phthalate	60	U	60	21	ug/Kg	☼	12/06/11 08:49	12/08/11 17:53	1
Di-n-butyl phthalate	60	U	60	18	ug/Kg	☼	12/06/11 08:49	12/08/11 17:53	1
Di-n-octyl phthalate	60	U	60	33	ug/Kg	☼	12/06/11 08:49	12/08/11 17:53	1
Fluoranthene	8.1	U	8.1	4.0	ug/Kg	☼	12/06/11 08:49	12/08/11 17:53	1
Fluorene	8.1	U	8.1	4.0	ug/Kg	☼	12/06/11 08:49	12/08/11 17:53	1
Hexachlorobenzene	8.1	U	8.1	2.5	ug/Kg	☼	12/06/11 08:49	12/08/11 17:53	1
Hexachlorobutadiene	60	U	60	33	ug/Kg	☼	12/06/11 08:49	12/08/11 17:53	1
Hexachlorocyclopentadiene	400	U	400	33	ug/Kg	☼	12/06/11 08:49	12/08/11 17:53	1
Hexachloroethane	60	U	60	11	ug/Kg	☼	12/06/11 08:49	12/08/11 17:53	1
Indeno[1,2,3-cd]pyrene	8.1	U	8.1	4.0	ug/Kg	☼	12/06/11 08:49	12/08/11 17:53	1
Isophorone	60	U	60	16	ug/Kg	☼	12/06/11 08:49	12/08/11 17:53	1
Naphthalene	8.1	U	8.1	4.0	ug/Kg	☼	12/06/11 08:49	12/08/11 17:53	1
Nitrobenzene	120	U	120	2.7	ug/Kg	☼	12/06/11 08:49	12/08/11 17:53	1
N-Nitrosodi-n-propylamine	60	U	60	33	ug/Kg	☼	12/06/11 08:49	12/08/11 17:53	1
N-Nitrosodiphenylamine	60	U	60	25	ug/Kg	☼	12/06/11 08:49	12/08/11 17:53	1
Pentachlorophenol	180	U	180	97	ug/Kg	☼	12/06/11 08:49	12/08/11 17:53	1
Phenol	60	U	60	33	ug/Kg	☼	12/06/11 08:49	12/08/11 17:53	1
Phenanthrene	8.1	U	8.1	4.0	ug/Kg	☼	12/06/11 08:49	12/08/11 17:53	1
Pyrene	8.1	U	8.1	4.0	ug/Kg	☼	12/06/11 08:49	12/08/11 17:53	1
3 & 4 Methylphenol	480	U	480	24	ug/Kg	☼	12/06/11 08:49	12/08/11 17:53	1

Surrogate	*%Recovery*	*Qualifier*	*Limits*	*Prepared*	*Analyzed*	*Dil Fac*
2-Fluorobiphenyl (Surr)	*49*		*34 - 110*	*12/06/11 08:49*	*12/08/11 17:53*	*1*
2-Fluorophenol (Surr)	*53*		*26 - 110*	*12/06/11 08:49*	*12/08/11 17:53*	*1*
2,4,6-Tribromophenol (Surr)	*25*		*10 - 118*	*12/06/11 08:49*	*12/08/11 17:53*	*1*
Nitrobenzene-d5 (Surr)	*49*		*24 - 112*	*12/06/11 08:49*	*12/08/11 17:53*	*1*
Phenol-d5 (Surr)	*54*		*28 - 110*	*12/06/11 08:49*	*12/08/11 17:53*	*1*
Terphenyl-d14 (Surr)	*70*		*41 - 119*	*12/06/11 08:49*	*12/08/11 17:53*	*1*

Method: 8082 - Polychlorinated Biphenyls (PCBs) by Gas Chromatography

Analyte	Result	Qualifier	RL	MDL	Unit	D	Prepared	Analyzed	Dil Fac
Aroclor-1016	40	U	40	25	ug/Kg	☼	11/28/11 10:37	11/30/11 12:23	1
Aroclor-1221	40	U	40	19	ug/Kg	☼	11/28/11 10:37	11/30/11 12:23	1
Aroclor-1232	40	U	40	17	ug/Kg	☼	11/28/11 10:37	11/30/11 12:23	1
Aroclor-1242	40	U	40	16	ug/Kg	☼	11/28/11 10:37	11/30/11 12:23	1
Aroclor-1248	40	U	40	21	ug/Kg	☼	11/28/11 10:37	11/30/11 12:23	1
Aroclor-1254	40	U	40	21	ug/Kg	☼	11/28/11 10:37	11/30/11 12:23	1
Aroclor-1260	40	U	40	21	ug/Kg	☼	11/28/11 10:37	11/30/11 12:23	1

Surrogate	*%Recovery*	*Qualifier*	*Limits*	*Prepared*	*Analyzed*	*Dil Fac*
Tetrachloro-m-xylene	*76*		*29 - 151*	*11/28/11 10:37*	*11/30/11 12:23*	*1*
DCB Decachlorobiphenyl	*84*		*14 - 163*	*11/28/11 10:37*	*11/30/11 12:23*	*1*

Method: 6010B - Metals (ICP)

Analyte	Result	Qualifier	RL	MDL	Unit	D	Prepared	Analyzed	Dil Fac
Aluminum	**12000**		19	9.0	mg/Kg	☼	11/29/11 10:40	11/30/11 14:13	1
Antimony	0.93	U	0.93	0.36	mg/Kg	☼	11/29/11 10:40	11/30/11 14:13	1
Barium	**84**	**B**	19	0.066	mg/Kg	☼	11/29/11 10:40	11/30/11 14:13	1
Beryllium	**0.73**		0.47	0.040	mg/Kg	☼	11/29/11 10:40	11/30/11 14:13	1
Calcium	**2300**	**B**	470	15	mg/Kg	☼	11/29/11 10:40	11/30/11 14:13	1

Client: Conestoga-Rovers & Associates, Inc.
Project/Site: 17324-T07, RACER Former MTM

TestAmerica Job ID: 240-6243-1

Client Sample ID: S-017324-112211-TP-074
Date Collected: 11/22/11 00:00
Date Received: 11/23/11 09:45

Lab Sample ID: 240-6243-21
Matrix: Solid
Percent Solids: 82.4

Method: 6010B - Metals (ICP) (Continued)

Analyte	Result	Qualifier	RL	MDL	Unit	D	Prepared	Analyzed	Dil Fac
Cadmium	0.099	J	0.19	0.034	mg/Kg	☼	11/29/11 10:40	11/30/11 14:13	1
Cobalt	12		4.7	0.15	mg/Kg	☼	11/29/11 10:40	11/30/11 14:13	1
Chromium	17		0.47	0.19	mg/Kg	☼	11/29/11 10:40	11/30/11 14:13	1
Copper	25		2.3	0.69	mg/Kg	☼	11/29/11 10:40	11/30/11 14:13	1
Iron	24000		9.3	4.6	mg/Kg	☼	11/29/11 10:40	11/30/11 14:13	1
Potassium	990	B	470	5.8	mg/Kg	☼	11/29/11 10:40	11/30/11 14:13	1
Magnesium	3300		470	4.8	mg/Kg	☼	11/29/11 10:40	11/30/11 14:13	1
Manganese	740	B	1.4	0.069	mg/Kg	☼	11/29/11 10:40	11/30/11 14:13	1
Silver	0.47	U	0.47	0.093	mg/Kg	☼	11/29/11 10:40	11/30/11 14:13	1
Sodium	470	U	470	62	mg/Kg	☼	11/29/11 10:40	11/30/11 14:13	1
Nickel	30		3.7	0.25	mg/Kg	☼	11/29/11 10:40	11/30/11 14:13	1
Vanadium	24		4.7	0.11	mg/Kg	☼	11/29/11 10:40	11/30/11 14:13	1
Zinc	69	B	1.9	0.93	mg/Kg	☼	11/29/11 10:40	11/30/11 14:13	1
Arsenic	6.1		0.93	0.28	mg/Kg	☼	11/29/11 10:40	11/30/11 14:13	1
Lead	13		0.28	0.18	mg/Kg	☼	11/29/11 10:40	11/30/11 14:13	1
Selenium	0.47	U	0.47	0.42	mg/Kg	☼	11/29/11 10:40	11/30/11 14:13	1
Thallium	0.93	U	0.93	0.51	mg/Kg	☼	11/29/11 10:40	11/30/11 14:13	1

Method: 7471A - Mercury (CVAA)

Analyte	Result	Qualifier	RL	MDL	Unit	D	Prepared	Analyzed	Dil Fac
Mercury	0.045	J	0.12	0.018	mg/Kg	☼	11/29/11 14:20	11/30/11 17:24	1

Client: Conestoga-Rovers & Associates, Inc.
Project/Site: 17324-T07, RACER Former MTM

TestAmerica Job ID: 240-6243-1

Client Sample ID: S-017324-112211-TP-075
Date Collected: 11/22/11 00:00
Date Received: 11/23/11 09:45

Lab Sample ID: 240-6243-22
Matrix: Solid
Percent Solids: 87.2

Method: 8260B - Volatile Organic Compounds (GC/MS)

Analyte	Result	Qualifier	RL	MDL	Unit	D	Prepared	Analyzed	Dil Fac
Acetone	8.6	U	8.6	2.7	ug/Kg	☼	11/23/11 16:00	12/03/11 04:08	1
Benzene	2.2	U	2.2	0.099	ug/Kg	☼	11/23/11 16:00	12/03/11 04:08	1
Dichlorobromomethane	2.2	U	2.2	0.12	ug/Kg	☼	11/23/11 16:00	12/03/11 04:08	1
Bromoform	2.2	U	2.2	0.14	ug/Kg	☼	11/23/11 16:00	12/03/11 04:08	1
Bromomethane	2.2	U	2.2	0.23	ug/Kg	☼	11/23/11 16:00	12/03/11 04:08	1
2-Butanone (MEK)	8.6	U	8.6	0.60	ug/Kg	☼	11/23/11 16:00	12/03/11 04:08	1
Carbon disulfide	2.2	U	2.2	0.19	ug/Kg	☼	11/23/11 16:00	12/03/11 04:08	1
Carbon tetrachloride	2.2	U	2.2	0.16	ug/Kg	☼	11/23/11 16:00	12/03/11 04:08	1
Chlorobenzene	2.2	U	2.2	0.14	ug/Kg	☼	11/23/11 16:00	12/03/11 04:08	1
Chloroethane	2.2	U	2.2	0.37	ug/Kg	☼	11/23/11 16:00	12/03/11 04:08	1
Chloroform	2.2	U	2.2	0.12	ug/Kg	☼	11/23/11 16:00	12/03/11 04:08	1
Chloromethane	2.2	U	2.2	0.18	ug/Kg	☼	11/23/11 16:00	12/03/11 04:08	1
1,1-Dichloroethane	2.2	U	2.2	0.15	ug/Kg	☼	11/23/11 16:00	12/03/11 04:08	1
1,2-Dichloroethane	**0.49**	**J**	2.2	0.15	ug/Kg	☼	11/23/11 16:00	12/03/11 04:08	1
1,1-Dichloroethene	2.2	U	2.2	0.22	ug/Kg	☼	11/23/11 16:00	12/03/11 04:08	1
1,2-Dichloropropane	2.2	U	2.2	0.30	ug/Kg	☼	11/23/11 16:00	12/03/11 04:08	1
cis-1,3-Dichloropropene	2.2	U	2.2	0.15	ug/Kg	☼	11/23/11 16:00	12/03/11 04:08	1
trans-1,3-Dichloropropene	2.2	U	2.2	0.23	ug/Kg	☼	11/23/11 16:00	12/03/11 04:08	1
Ethylbenzene	2.2	U	2.2	0.11	ug/Kg	☼	11/23/11 16:00	12/03/11 04:08	1
2-Hexanone	8.6	U	8.6	0.27	ug/Kg	☼	11/23/11 16:00	12/03/11 04:08	1
Methylene Chloride	2.2	U	2.2	0.29	ug/Kg	☼	11/23/11 16:00	12/03/11 04:08	1
4-Methyl-2-pentanone (MIBK)	8.6	U	8.6	0.23	ug/Kg	☼	11/23/11 16:00	12/03/11 04:08	1
Styrene	2.2	U	2.2	0.065	ug/Kg	☼	11/23/11 16:00	12/03/11 04:08	1
1,1,2,2-Tetrachloroethane	2.2	U	2.2	0.15	ug/Kg	☼	11/23/11 16:00	12/03/11 04:08	1
Tetrachloroethene	2.2	U	2.2	0.22	ug/Kg	☼	11/23/11 16:00	12/03/11 04:08	1
Toluene	2.2	U	2.2	0.12	ug/Kg	☼	11/23/11 16:00	12/03/11 04:08	1
Trichloroethene	2.2	U	2.2	0.18	ug/Kg	☼	11/23/11 16:00	12/03/11 04:08	1
Vinyl chloride	2.2	U	2.2	0.17	ug/Kg	☼	11/23/11 16:00	12/03/11 04:08	1
Xylenes, Total	4.3	U	4.3	0.29	ug/Kg	☼	11/23/11 16:00	12/03/11 04:08	1
1,1,1-Trichloroethane	2.2	U	2.2	0.24	ug/Kg	☼	11/23/11 16:00	12/03/11 04:08	1
1,1,2-Trichloroethane	2.2	U	2.2	0.17	ug/Kg	☼	11/23/11 16:00	12/03/11 04:08	1
Cyclohexane	4.3	U	4.3	0.14	ug/Kg	☼	11/23/11 16:00	12/03/11 04:08	1
1,2-Dibromo-3-Chloropropane	4.3	U	4.3	0.56	ug/Kg	☼	11/23/11 16:00	12/03/11 04:08	1
Ethylene Dibromide	2.2	U	2.2	0.22	ug/Kg	☼	11/23/11 16:00	12/03/11 04:08	1
Dichlorodifluoromethane	2.2	U	2.2	0.22	ug/Kg	☼	11/23/11 16:00	12/03/11 04:08	1
cis-1,2-Dichloroethene	2.2	U	2.2	0.15	ug/Kg	☼	11/23/11 16:00	12/03/11 04:08	1
trans-1,2-Dichloroethene	2.2	U	2.2	0.18	ug/Kg	☼	11/23/11 16:00	12/03/11 04:08	1
Isopropylbenzene	2.2	U	2.2	0.069	ug/Kg	☼	11/23/11 16:00	12/03/11 04:08	1
Methyl acetate	4.3	U	4.3	0.60	ug/Kg	☼	11/23/11 16:00	12/03/11 04:08	1
Methyl tert-butyl ether	8.6	U	8.6	0.18	ug/Kg	☼	11/23/11 16:00	12/03/11 04:08	1
1,1,2-Trichloro-1,2,2-trifluoroethane	2.2	U	2.2	0.56	ug/Kg	☼	11/23/11 16:00	12/03/11 04:08	1
1,2,4-Trichlorobenzene	2.2	U	2.2	0.12	ug/Kg	☼	11/23/11 16:00	12/03/11 04:08	1
1,2-Dichlorobenzene	2.2	U	2.2	0.15	ug/Kg	☼	11/23/11 16:00	12/03/11 04:08	1
1,3-Dichlorobenzene	2.2	U	2.2	0.15	ug/Kg	☼	11/23/11 16:00	12/03/11 04:08	1
1,4-Dichlorobenzene	2.2	U	2.2	0.28	ug/Kg	☼	11/23/11 16:00	12/03/11 04:08	1
Trichlorofluoromethane	2.2	U	2.2	0.15	ug/Kg	☼	11/23/11 16:00	12/03/11 04:08	1
Chlorodibromomethane	2.2	U	2.2	0.24	ug/Kg	☼	11/23/11 16:00	12/03/11 04:08	1
Methylcyclohexane	4.3	U	4.3	0.13	ug/Kg	☼	11/23/11 16:00	12/03/11 04:08	1

Client: Conestoga-Rovers & Associates, Inc.
Project/Site: 17324-T07, RACER Former MTM

TestAmerica Job ID: 240-6243-1

Client Sample ID: S-017324-112211-TP-075
Date Collected: 11/22/11 00:00
Date Received: 11/23/11 09:45

Lab Sample ID: 240-6243-22
Matrix: Solid
Percent Solids: 87.2

Surrogate	%Recovery	Qualifier	Limits	Prepared	Analyzed	Dil Fac
1,2-Dichloroethane-d4 (Surr)	*97*		*58 - 123*	*11/23/11 16:00*	*12/03/11 04:08*	*1*
4-Bromofluorobenzene (Surr)	*96*		*52 - 136*	*11/23/11 16:00*	*12/03/11 04:08*	*1*
Toluene-d8 (Surr)	*104*		*67 - 125*	*11/23/11 16:00*	*12/03/11 04:08*	*1*
Dibromofluoromethane (Surr)	*100*		*37 - 132*	*11/23/11 16:00*	*12/03/11 04:08*	*1*

Method: 8270C - Semivolatile Organic Compounds (GC/MS)

Analyte	Result	Qualifier	RL	MDL	Unit	D	Prepared	Analyzed	Dil Fac
1,1'-Biphenyl	57	U	57	31	ug/Kg	☼	12/06/11 08:49	12/08/11 18:30	1
2,2'-oxybis[1-chloropropane]	110	U	110	11	ug/Kg	☼	12/06/11 08:49	12/08/11 18:30	1
2,4,5-Trichlorophenol	170	U	170	29	ug/Kg	☼	12/06/11 08:49	12/08/11 18:30	1
2,4,6-Trichlorophenol	170	U	170	91	ug/Kg	☼	12/06/11 08:49	12/08/11 18:30	1
2,4-Dichlorophenol	170	U	170	23	ug/Kg	☼	12/06/11 08:49	12/08/11 18:30	1
2,4-Dimethylphenol	170	U	170	23	ug/Kg	☼	12/06/11 08:49	12/08/11 18:30	1
2,4-Dinitrophenol	380	U	380	91	ug/Kg	☼	12/06/11 08:49	12/08/11 18:30	1
2,4-Dinitrotoluene	230	U	230	31	ug/Kg	☼	12/06/11 08:49	12/08/11 18:30	1
2,6-Dinitrotoluene	230	U	230	24	ug/Kg	☼	12/06/11 08:49	12/08/11 18:30	1
2-Chloronaphthalene	57	U	57	3.8	ug/Kg	☼	12/06/11 08:49	12/08/11 18:30	1
2-Chlorophenol	57	U	57	31	ug/Kg	☼	12/06/11 08:49	12/08/11 18:30	1
2-Methylnaphthalene	7.6	U	7.6	3.8	ug/Kg	☼	12/06/11 08:49	12/08/11 18:30	1
2-Methylphenol	230	U	230	91	ug/Kg	☼	12/06/11 08:49	12/08/11 18:30	1
2-Nitroaniline	230	U	230	10	ug/Kg	☼	12/06/11 08:49	12/08/11 18:30	1
2-Nitrophenol	57	U	57	31	ug/Kg	☼	12/06/11 08:49	12/08/11 18:30	1
3,3'-Dichlorobenzidine	110	U *	110	21	ug/Kg	☼	12/06/11 08:49	12/08/11 18:30	1
3-Nitroaniline	230	U	230	18	ug/Kg	☼	12/06/11 08:49	12/08/11 18:30	1
4,6-Dinitro-2-methylphenol	170	U	170	91	ug/Kg	☼	12/06/11 08:49	12/08/11 18:30	1
4-Bromophenyl phenyl ether	57	U	57	15	ug/Kg	☼	12/06/11 08:49	12/08/11 18:30	1
4-Chloro-3-methylphenol	170	U	170	24	ug/Kg	☼	12/06/11 08:49	12/08/11 18:30	1
4-Chloroaniline	170	U	170	19	ug/Kg	☼	12/06/11 08:49	12/08/11 18:30	1
4-Chlorophenyl phenyl ether	57	U	57	15	ug/Kg	☼	12/06/11 08:49	12/08/11 18:30	1
4-Nitroaniline	230	U	230	30	ug/Kg	☼	12/06/11 08:49	12/08/11 18:30	1
4-Nitrophenol	380	U	380	91	ug/Kg	☼	12/06/11 08:49	12/08/11 18:30	1
Acenaphthene	7.6	U	7.6	3.8	ug/Kg	☼	12/06/11 08:49	12/08/11 18:30	1
Acenaphthylene	7.6	U	7.6	3.8	ug/Kg	☼	12/06/11 08:49	12/08/11 18:30	1
Acetophenone	110	U	110	10	ug/Kg	☼	12/06/11 08:49	12/08/11 18:30	1
Anthracene	7.6	U	7.6	3.8	ug/Kg	☼	12/06/11 08:49	12/08/11 18:30	1
Atrazine	230	U	230	10	ug/Kg	☼	12/06/11 08:49	12/08/11 18:30	1
Benzaldehyde	110	U	110	14	ug/Kg	☼	12/06/11 08:49	12/08/11 18:30	1
Benzo[a]anthracene	7.6	U	7.6	3.8	ug/Kg	☼	12/06/11 08:49	12/08/11 18:30	1
Benzo[a]pyrene	7.6	U	7.6	3.8	ug/Kg	☼	12/06/11 08:49	12/08/11 18:30	1
Benzo[b]fluoranthene	7.6	U	7.6	3.8	ug/Kg	☼	12/06/11 08:49	12/08/11 18:30	1
Benzo[g,h,i]perylene	7.6	U	7.6	3.8	ug/Kg	☼	12/06/11 08:49	12/08/11 18:30	1
Benzo[k]fluoranthene	7.6	U	7.6	3.8	ug/Kg	☼	12/06/11 08:49	12/08/11 18:30	1
Bis(2-chloroethoxy)methane	110	U	110	25	ug/Kg	☼	12/06/11 08:49	12/08/11 18:30	1
Bis(2-chloroethyl)ether	110	U	110	2.3	ug/Kg	☼	12/06/11 08:49	12/08/11 18:30	1
Bis(2-ethylhexyl) phthalate	57	U	57	22	ug/Kg	☼	12/06/11 08:49	12/08/11 18:30	1
Butyl benzyl phthalate	57	U	57	11	ug/Kg	☼	12/06/11 08:49	12/08/11 18:30	1
Caprolactam	380	U	380	42	ug/Kg	☼	12/06/11 08:49	12/08/11 18:30	1
Carbazole	57	U	57	31	ug/Kg	☼	12/06/11 08:49	12/08/11 18:30	1
Chrysene	7.6	U	7.6	1.3	ug/Kg	☼	12/06/11 08:49	12/08/11 18:30	1
Dibenz(a,h)anthracene	7.6	U	7.6	3.8	ug/Kg	☼	12/06/11 08:49	12/08/11 18:30	1
Dibenzofuran	57	U	57	3.8	ug/Kg	☼	12/06/11 08:49	12/08/11 18:30	1

Client Sample ID: S-017324-112211-TP-075
Date Collected: 11/22/11 00:00
Date Received: 11/23/11 09:45

Lab Sample ID: 240-6243-22
Matrix: Solid
Percent Solids: 87.2

Method: 8270C - Semivolatile Organic Compounds (GC/MS) (Continued)

Analyte	Result	Qualifier	RL	MDL	Unit	D	Prepared	Analyzed	Dil Fac
Diethyl phthalate	57	U	57	18	ug/Kg	☼	12/06/11 08:49	12/08/11 18:30	1
Dimethyl phthalate	57	U	57	19	ug/Kg	☼	12/06/11 08:49	12/08/11 18:30	1
Di-n-butyl phthalate	57	U	57	17	ug/Kg	☼	12/06/11 08:49	12/08/11 18:30	1
Di-n-octyl phthalate	57	U	57	31	ug/Kg	☼	12/06/11 08:49	12/08/11 18:30	1
Fluoranthene	7.6	U	7.6	3.8	ug/Kg	☼	12/06/11 08:49	12/08/11 18:30	1
Fluorene	7.6	U	7.6	3.8	ug/Kg	☼	12/06/11 08:49	12/08/11 18:30	1
Hexachlorobenzene	7.6	U	7.6	2.4	ug/Kg	☼	12/06/11 08:49	12/08/11 18:30	1
Hexachlorobutadiene	57	U	57	31	ug/Kg	☼	12/06/11 08:49	12/08/11 18:30	1
Hexachlorocyclopentadiene	380	U	380	31	ug/Kg	☼	12/06/11 08:49	12/08/11 18:30	1
Hexachloroethane	57	U	57	10	ug/Kg	☼	12/06/11 08:49	12/08/11 18:30	1
Indeno[1,2,3-cd]pyrene	7.6	U	7.6	3.8	ug/Kg	☼	12/06/11 08:49	12/08/11 18:30	1
Isophorone	57	U	57	15	ug/Kg	☼	12/06/11 08:49	12/08/11 18:30	1
Naphthalene	7.6	U	7.6	3.8	ug/Kg	☼	12/06/11 08:49	12/08/11 18:30	1
Nitrobenzene	110	U	110	2.5	ug/Kg	☼	12/06/11 08:49	12/08/11 18:30	1
N-Nitrosodi-n-propylamine	57	U	57	31	ug/Kg	☼	12/06/11 08:49	12/08/11 18:30	1
N-Nitrosodiphenylamine	57	U	57	24	ug/Kg	☼	12/06/11 08:49	12/08/11 18:30	1
Pentachlorophenol	170	U	170	91	ug/Kg	☼	12/06/11 08:49	12/08/11 18:30	1
Phenol	57	U	57	31	ug/Kg	☼	12/06/11 08:49	12/08/11 18:30	1
Phenanthrene	7.6	U	7.6	3.8	ug/Kg	☼	12/06/11 08:49	12/08/11 18:30	1
Pyrene	7.6	U	7.6	3.8	ug/Kg	☼	12/06/11 08:49	12/08/11 18:30	1
3 & 4 Methylphenol	460	U	460	23	ug/Kg	☼	12/06/11 08:49	12/08/11 18:30	1

Surrogate	*%Recovery*	*Qualifier*	*Limits*	*Prepared*	*Analyzed*	*Dil Fac*
2-Fluorobiphenyl (Surr)	*62*		*34 - 110*	*12/06/11 08:49*	*12/08/11 18:30*	*1*
2-Fluorophenol (Surr)	*66*		*26 - 110*	*12/06/11 08:49*	*12/08/11 18:30*	*1*
2,4,6-Tribromophenol (Surr)	*30*		*10 - 118*	*12/06/11 08:49*	*12/08/11 18:30*	*1*
Nitrobenzene-d5 (Surr)	*62*		*24 - 112*	*12/06/11 08:49*	*12/08/11 18:30*	*1*
Phenol-d5 (Surr)	*67*		*28 - 110*	*12/06/11 08:49*	*12/08/11 18:30*	*1*
Terphenyl-d14 (Surr)	*78*		*41 - 119*	*12/06/11 08:49*	*12/08/11 18:30*	*1*

Method: 8082 - Polychlorinated Biphenyls (PCBs) by Gas Chromatography

Analyte	Result	Qualifier	RL	MDL	Unit	D	Prepared	Analyzed	Dil Fac
Aroclor-1016	760	U	760	480	ug/Kg	☼	11/28/11 10:37	11/30/11 12:37	20
Aroclor-1221	760	U	760	370	ug/Kg	☼	11/28/11 10:37	11/30/11 12:37	20
Aroclor-1232	760	U	760	320	ug/Kg	☼	11/28/11 10:37	11/30/11 12:37	20
Aroclor-1242	760	U	760	300	ug/Kg	☼	11/28/11 10:37	11/30/11 12:37	20
Aroclor-1248	**3400**		760	390	ug/Kg	☼	11/28/11 10:37	11/30/11 12:37	20
Aroclor-1254	760	U	760	390	ug/Kg	☼	11/28/11 10:37	11/30/11 12:37	20
Aroclor-1260	760	U	760	390	ug/Kg	☼	11/28/11 10:37	11/30/11 12:37	20

Surrogate	*%Recovery*	*Qualifier*	*Limits*	*Prepared*	*Analyzed*	*Dil Fac*
Tetrachloro-m-xylene	*0*	*X*	*29 - 151*	*11/28/11 10:37*	*11/30/11 12:37*	*20*
DCB Decachlorobiphenyl	*0*	*X*	*14 - 163*	*11/28/11 10:37*	*11/30/11 12:37*	*20*

Method: 6010B - Metals (ICP)

Analyte	Result	Qualifier	RL	MDL	Unit	D	Prepared	Analyzed	Dil Fac
Aluminum	**6600**		14	6.6	mg/Kg	☼	11/29/11 10:40	11/30/11 14:19	1
Antimony	0.69	U	0.69	0.27	mg/Kg	☼	11/29/11 10:40	11/30/11 14:19	1
Barium	**61**	**B**	14	0.049	mg/Kg	☼	11/29/11 10:40	11/30/11 14:19	1
Beryllium	**0.37**		0.34	0.030	mg/Kg	☼	11/29/11 10:40	11/30/11 14:19	1
Calcium	**110000**	**B**	1700	55	mg/Kg	☼	11/29/11 10:40	11/30/11 19:04	5

Client: Conestoga-Rovers & Associates, Inc.
Project/Site: 17324-T07, RACER Former MTM

TestAmerica Job ID: 240-6243-1

Client Sample ID: S-017324-112211-TP-075
Date Collected: 11/22/11 00:00
Date Received: 11/23/11 09:45

Lab Sample ID: 240-6243-22
Matrix: Solid
Percent Solids: 87.2

Method: 6010B - Metals (ICP) (Continued)

Analyte	Result	Qualifier	RL	MDL	Unit	D	Prepared	Analyzed	Dil Fac
Cadmium	0.11	J	0.14	0.025	mg/Kg	☼	11/29/11 10:40	11/30/11 14:19	1
Cobalt	5.1		3.4	0.11	mg/Kg	☼	11/29/11 10:40	11/30/11 14:19	1
Chromium	9.8		0.34	0.14	mg/Kg	☼	11/29/11 10:40	11/30/11 14:19	1
Copper	14		1.7	0.51	mg/Kg	☼	11/29/11 10:40	11/30/11 14:19	1
Iron	12000		6.9	3.4	mg/Kg	☼	11/29/11 10:40	11/30/11 14:19	1
Potassium	1500	B	340	4.3	mg/Kg	☼	11/29/11 10:40	11/30/11 14:19	1
Magnesium	40000		340	3.5	mg/Kg	☼	11/29/11 10:40	11/30/11 14:19	1
Manganese	230	B	1.0	0.051	mg/Kg	☼	11/29/11 10:40	11/30/11 14:19	1
Silver	0.34	U	0.34	0.069	mg/Kg	☼	11/29/11 10:40	11/30/11 14:19	1
Sodium	110	J	340	45	mg/Kg	☼	11/29/11 10:40	11/30/11 14:19	1
Nickel	16		2.7	0.19	mg/Kg	☼	11/29/11 10:40	11/30/11 14:19	1
Vanadium	15		3.4	0.082	mg/Kg	☼	11/29/11 10:40	11/30/11 14:19	1
Zinc	38	B	1.4	0.69	mg/Kg	☼	11/29/11 10:40	11/30/11 14:19	1
Arsenic	4.8		0.69	0.21	mg/Kg	☼	11/29/11 10:40	11/30/11 14:19	1
Lead	6.1		0.21	0.13	mg/Kg	☼	11/29/11 10:40	11/30/11 14:19	1
Selenium	0.34	U L	0.34	0.31	mg/Kg	☼	11/29/11 10:40	11/30/11 14:19	1
Thallium	0.69	U	0.69	0.38	mg/Kg	☼	11/29/11 10:40	11/30/11 14:19	1

Method: 7471A - Mercury (CVAA)

Analyte	Result	Qualifier	RL	MDL	Unit	D	Prepared	Analyzed	Dil Fac
Mercury	0.021	J	0.085	0.013	mg/Kg	☼	11/29/11 14:20	11/30/11 17:26	1

Surrogate Summary

Client: Conestoga-Rovers & Associates, Inc.
Project/Site: 17324-T07, RACER Former MTM

TestAmerica Job ID: 240-6243-1

Method: 8260B - Volatile Organic Compounds (GC/MS)

Matrix: Solid **Prep Type: Total/NA**

		Percent Surrogate Recovery (Acceptance Limits)			
		12DCE	BFB	TOL	DBFM
Lab Sample ID	Client Sample ID	(58-123)	(52-136)	(67-125)	(37-132)
240-6243-20	S-017324-112211-TP-073	99	95	103	98
240-6243-21	S-017324-112211-TP-074	100	93	101	98
240-6243-22	S-017324-112211-TP-075	97	96	104	100
LCS 240-25411/5	Lab Control Sample	94	101	109	102
MB 240-25411/6	Method Blank	94	97	106	99

Surrogate Legend

12DCE = 1,2-Dichloroethane-d4 (Surr)
BFB = 4-Bromofluorobenzene (Surr)
TOL = Toluene-d8 (Surr)
DBFM = Dibromofluoromethane (Surr)

Method: 8270C - Semivolatile Organic Compounds (GC/MS)

Matrix: Solid **Prep Type: Total/NA**

		Percent Surrogate Recovery (Acceptance Limits)					
		FBP	2FP	TBP	NBZ	PHL	TPH
Lab Sample ID	Client Sample ID	(34-110)	(26-110)	(10-118)	(24-112)	(28-110)	(41-119)
240-6243-20	S-017324-112211-TP-073	45	48	25	45	50	69
240-6243-21	S-017324-112211-TP-074	49	53	25	49	54	70
240-6243-22	S-017324-112211-TP-075	62	66	30	62	67	78
LCS 240-25639/22-A	Lab Control Sample	66	71	61	69	71	83
MB 240-25639/21-A	Method Blank	48	48	33	49	51	68

Surrogate Legend

FBP = 2-Fluorobiphenyl (Surr)
2FP = 2-Fluorophenol (Surr)
TBP = 2,4,6-Tribromophenol (Surr)
NBZ = Nitrobenzene-d5 (Surr)
PHL = Phenol-d5 (Surr)
TPH = Terphenyl-d14 (Surr)

Method: 8082 - Polychlorinated Biphenyls (PCBs) by Gas Chromatography

Matrix: Solid **Prep Type: Total/NA**

		Percent Surrogate Recovery (Acceptance Limits)	
		TCX2	DCB2
Lab Sample ID	Client Sample ID	(29-151)	(14-163)
240-6243-20	S-017324-112211-TP-073	62	99
240-6243-21	S-017324-112211-TP-074	76	84
240-6243-22	S-017324-112211-TP-075	0 X	0 X
LCS 240-24742/2-A	Lab Control Sample	77	84
MB 240-24742/1-A	Method Blank	74	74

Surrogate Legend

TCX = Tetrachloro-m-xylene
DCB = DCB Decachlorobiphenyl

Client: Conestoga-Rovers & Associates, Inc.
Project/Site: 17324-T07, RACER Former MTM

TestAmerica Job ID: 240-6243-1

Method: 8260B - Volatile Organic Compounds (GC/MS)

Lab Sample ID: MB 240-25411/6
Matrix: Solid
Analysis Batch: 25411

Client Sample ID: Method Blank
Prep Type: Total/NA

Analyte	MB Result	MB Qualifier	RL	MDL	Unit	D	Prepared	Analyzed	Dil Fac
Acetone	20	U	20	6.3	ug/Kg			12/03/11 01:59	1
Benzene	5.0	U	5.0	0.23	ug/Kg			12/03/11 01:59	1
Dichlorobromomethane	5.0	U	5.0	0.28	ug/Kg			12/03/11 01:59	1
Bromoform	5.0	U	5.0	0.33	ug/Kg			12/03/11 01:59	1
Bromomethane	5.0	U	5.0	0.54	ug/Kg			12/03/11 01:59	1
2-Butanone (MEK)	20	U	20	1.4	ug/Kg			12/03/11 01:59	1
Carbon disulfide	5.0	U	5.0	0.44	ug/Kg			12/03/11 01:59	1
Carbon tetrachloride	5.0	U	5.0	0.37	ug/Kg			12/03/11 01:59	1
Chlorobenzene	5.0	U	5.0	0.33	ug/Kg			12/03/11 01:59	1
Chloroethane	5.0	U	5.0	0.86	ug/Kg			12/03/11 01:59	1
Chloroform	5.0	U	5.0	0.29	ug/Kg			12/03/11 01:59	1
Chloromethane	5.0	U	5.0	0.41	ug/Kg			12/03/11 01:59	1
1,1-Dichloroethane	5.0	U	5.0	0.36	ug/Kg			12/03/11 01:59	1
1,2-Dichloroethane	5.0	U	5.0	0.34	ug/Kg			12/03/11 01:59	1
1,1-Dichloroethene	5.0	U	5.0	0.52	ug/Kg			12/03/11 01:59	1
1,2-Dichloropropane	5.0	U	5.0	0.69	ug/Kg			12/03/11 01:59	1
cis-1,3-Dichloropropene	5.0	U	5.0	0.34	ug/Kg			12/03/11 01:59	1
trans-1,3-Dichloropropene	5.0	U	5.0	0.54	ug/Kg			12/03/11 01:59	1
Ethylbenzene	5.0	U	5.0	0.26	ug/Kg			12/03/11 01:59	1
2-Hexanone	20	U	20	0.63	ug/Kg			12/03/11 01:59	1
Methylene Chloride	5.0	U	5.0	0.67	ug/Kg			12/03/11 01:59	1
4-Methyl-2-pentanone (MIBK)	20	U	20	0.54	ug/Kg			12/03/11 01:59	1
Styrene	5.0	U	5.0	0.15	ug/Kg			12/03/11 01:59	1
1,1,2,2-Tetrachloroethane	5.0	U	5.0	0.34	ug/Kg			12/03/11 01:59	1
Tetrachloroethene	5.0	U	5.0	0.52	ug/Kg			12/03/11 01:59	1
Toluene	5.0	U	5.0	0.27	ug/Kg			12/03/11 01:59	1
Trichloroethene	5.0	U	5.0	0.42	ug/Kg			12/03/11 01:59	1
Vinyl chloride	5.0	U	5.0	0.39	ug/Kg			12/03/11 01:59	1
Xylenes, Total	10	U	10	0.67	ug/Kg			12/03/11 01:59	1
1,1,1-Trichloroethane	5.0	U	5.0	0.56	ug/Kg			12/03/11 01:59	1
1,1,2-Trichloroethane	5.0	U	5.0	0.39	ug/Kg			12/03/11 01:59	1
Cyclohexane	10	U	10	0.33	ug/Kg			12/03/11 01:59	1
1,2-Dibromo-3-Chloropropane	10	U	10	1.3	ug/Kg			12/03/11 01:59	1
Ethylene Dibromide	5.0	U	5.0	0.50	ug/Kg			12/03/11 01:59	1
Dichlorodifluoromethane	5.0	U	5.0	0.50	ug/Kg			12/03/11 01:59	1
cis-1,2-Dichloroethene	5.0	U	5.0	0.36	ug/Kg			12/03/11 01:59	1
trans-1,2-Dichloroethene	5.0	U	5.0	0.41	ug/Kg			12/03/11 01:59	1
Isopropylbenzene	5.0	U	5.0	0.16	ug/Kg			12/03/11 01:59	1
Methyl acetate	10	U	10	1.4	ug/Kg			12/03/11 01:59	1
Methyl tert-butyl ether	20	U	20	0.43	ug/Kg			12/03/11 01:59	1
1,1,2-Trichloro-1,2,2-trifluoroethane	5.0	U	5.0	1.3	ug/Kg			12/03/11 01:59	1
1,2,4-Trichlorobenzene	0.405	J	5.0	0.27	ug/Kg			12/03/11 01:59	1
1,2-Dichlorobenzene	5.0	U	5.0	0.36	ug/Kg			12/03/11 01:59	1
1,3-Dichlorobenzene	5.0	U	5.0	0.35	ug/Kg			12/03/11 01:59	1
1,4-Dichlorobenzene	5.0	U	5.0	0.66	ug/Kg			12/03/11 01:59	1
Trichlorofluoromethane	5.0	U	5.0	0.34	ug/Kg			12/03/11 01:59	1
Chlorodibromomethane	5.0	U	5.0	0.55	ug/Kg			12/03/11 01:59	1
Methylcyclohexane	10	U	10	0.31	ug/Kg			12/03/11 01:59	1

Method: 8260B - Volatile Organic Compounds (GC/MS) (Continued)

Lab Sample ID: MB 240-25411/6
Matrix: Solid
Analysis Batch: 25411

Client Sample ID: Method Blank
Prep Type: Total/NA

Surrogate	MB %Recovery	MB Qualifier	Limits	Prepared	Analyzed	Dil Fac
1,2-Dichloroethane-d4 (Surr)	94		58 - 123		12/03/11 01:59	1
4-Bromofluorobenzene (Surr)	97		52 - 136		12/03/11 01:59	1
Toluene-d8 (Surr)	106		67 - 125		12/03/11 01:59	1
Dibromofluoromethane (Surr)	99		37 - 132		12/03/11 01:59	1

Lab Sample ID: LCS 240-25411/5
Matrix: Solid
Analysis Batch: 25411

Client Sample ID: Lab Control Sample
Prep Type: Total/NA

Analyte	Spike Added	LCS Result	LCS Qualifier	Unit	D	%Rec	%Rec. Limits
Acetone	100	133		ug/Kg		133	41 - 137
Benzene	50.0	49.5		ug/Kg		99	79 - 112
Dichlorobromomethane	50.0	44.6		ug/Kg		89	84 - 122
Bromoform	50.0	44.9		ug/Kg		90	62 - 133
Bromomethane	50.0	37.3		ug/Kg		75	42 - 136
2-Butanone (MEK)	100	127		ug/Kg		127	52 - 131
Carbon disulfide	50.0	41.1		ug/Kg		82	62 - 146
Carbon tetrachloride	50.0	41.9		ug/Kg		84	71 - 129
Chlorobenzene	50.0	48.2		ug/Kg		96	78 - 110
Chloroethane	50.0	34.7		ug/Kg		69	58 - 117
Chloroform	50.0	47.9		ug/Kg		96	77 - 114
Chloromethane	50.0	40.0		ug/Kg		80	50 - 110
1,1-Dichloroethane	50.0	47.6		ug/Kg		95	76 - 115
1,2-Dichloroethane	50.0	46.1		ug/Kg		92	72 - 120
1,1-Dichloroethene	50.0	48.4		ug/Kg		97	75 - 135
1,2-Dichloropropane	50.0	49.7		ug/Kg		99	87 - 113
cis-1,3-Dichloropropene	50.0	41.8		ug/Kg		84	74 - 128
trans-1,3-Dichloropropene	50.0	43.0		ug/Kg		86	73 - 131
Ethylbenzene	50.0	46.2		ug/Kg		92	79 - 117
2-Hexanone	100	124		ug/Kg		124	64 - 136
Methylene Chloride	50.0	42.6		ug/Kg		85	75 - 118
4-Methyl-2-pentanone (MIBK)	100	113		ug/Kg		113	67 - 135
Styrene	50.0	47.3		ug/Kg		95	87 - 117
1,1,2,2-Tetrachloroethane	50.0	51.7		ug/Kg		103	77 - 123
Tetrachloroethene	50.0	48.7		ug/Kg		97	79 - 114
Toluene	50.0	46.0		ug/Kg		92	75 - 111
Trichloroethene	50.0	48.6		ug/Kg		97	79 - 113
Vinyl chloride	50.0	39.6		ug/Kg		79	57 - 114
Xylenes, Total	150	139		ug/Kg		92	80 - 118
1,1,1-Trichloroethane	50.0	40.7		ug/Kg		81	77 - 126
1,1,2-Trichloroethane	50.0	51.0		ug/Kg		102	83 - 112
Cyclohexane	50.0	44.8		ug/Kg		90	66 - 110
1,2-Dibromo-3-Chloropropane	50.0	43.4		ug/Kg		87	61 - 132
Ethylene Dibromide	50.0	50.4		ug/Kg		101	83 - 117
Dichlorodifluoromethane	50.0	27.3		ug/Kg		55	26 - 113
cis-1,2-Dichloroethene	50.0	48.0		ug/Kg		96	76 - 113
trans-1,2-Dichloroethene	50.0	47.4		ug/Kg		95	78 - 117
Isopropylbenzene	50.0	44.2		ug/Kg		88	76 - 122
Methyl acetate	50.0	53.9		ug/Kg		108	57 - 130

Method: 8260B - Volatile Organic Compounds (GC/MS) (Continued)

Lab Sample ID: LCS 240-25411/5
Matrix: Solid
Analysis Batch: 25411

Client Sample ID: Lab Control Sample
Prep Type: Total/NA

Analyte	Spike Added	LCS Result	LCS Qualifier	Unit	D	%Rec	%Rec. Limits
Methyl tert-butyl ether	50.0	43.7		ug/Kg		87	49 - 165
1,1,2-Trichloro-1,2,2-trifluoroethane	50.0	49.6		ug/Kg		99	82 - 138
1,2,4-Trichlorobenzene	50.0	37.3		ug/Kg		75	64 - 124
1,2-Dichlorobenzene	50.0	46.3		ug/Kg		93	76 - 110
1,3-Dichlorobenzene	50.0	46.1		ug/Kg		92	78 - 111
1,4-Dichlorobenzene	50.0	46.0		ug/Kg		92	75 - 110
Trichlorofluoromethane	50.0	43.0		ug/Kg		86	57 - 146
Chlorodibromomethane	50.0	45.4		ug/Kg		91	72 - 127
Methylcyclohexane	50.0	47.8		ug/Kg		96	70 - 126
m-Xylene & p-Xylene	100	93.0		ug/Kg		93	80 - 117
o-Xylene	50.0	45.5		ug/Kg		91	80 - 120

Surrogate	*LCS %Recovery*	*LCS Qualifier*	*Limits*
1,2-Dichloroethane-d4 (Surr)	*94*		*58 - 123*
4-Bromofluorobenzene (Surr)	*101*		*52 - 136*
Toluene-d8 (Surr)	*109*		*67 - 125*
Dibromofluoromethane (Surr)	*102*		*37 - 132*

Method: 8270C - Semivolatile Organic Compounds (GC/MS)

Lab Sample ID: MB 240-25639/21-A
Matrix: Solid
Analysis Batch: 26096

Client Sample ID: Method Blank
Prep Type: Total/NA
Prep Batch: 25639

Analyte	MB Result	MB Qualifier	RL	MDL	Unit	D	Prepared	Analyzed	Dil Fac
1,1'-Biphenyl	50	U	50	27	ug/Kg		12/06/11 08:49	12/08/11 16:21	1
2,2'-oxybis[1-chloropropane]	100	U	100	9.5	ug/Kg		12/06/11 08:49	12/08/11 16:21	1
2,4,5-Trichlorophenol	150	U	150	25	ug/Kg		12/06/11 08:49	12/08/11 16:21	1
2,4,6-Trichlorophenol	150	U	150	80	ug/Kg		12/06/11 08:49	12/08/11 16:21	1
2,4-Dichlorophenol	150	U	150	20	ug/Kg		12/06/11 08:49	12/08/11 16:21	1
2,4-Dimethylphenol	150	U	150	20	ug/Kg		12/06/11 08:49	12/08/11 16:21	1
2,4-Dinitrophenol	330	U	330	80	ug/Kg		12/06/11 08:49	12/08/11 16:21	1
2,4-Dinitrotoluene	200	U	200	27	ug/Kg		12/06/11 08:49	12/08/11 16:21	1
2,6-Dinitrotoluene	200	U	200	21	ug/Kg		12/06/11 08:49	12/08/11 16:21	1
2-Chloronaphthalene	50	U	50	3.3	ug/Kg		12/06/11 08:49	12/08/11 16:21	1
2-Chlorophenol	50	U	50	27	ug/Kg		12/06/11 08:49	12/08/11 16:21	1
2-Methylnaphthalene	6.7	U	6.7	3.3	ug/Kg		12/06/11 08:49	12/08/11 16:21	1
2-Methylphenol	200	U	200	80	ug/Kg		12/06/11 08:49	12/08/11 16:21	1
2-Nitroaniline	200	U	200	9.1	ug/Kg		12/06/11 08:49	12/08/11 16:21	1
2-Nitrophenol	50	U	50	27	ug/Kg		12/06/11 08:49	12/08/11 16:21	1
3,3'-Dichlorobenzidine	100	U	100	18	ug/Kg		12/06/11 08:49	12/08/11 16:21	1
3-Nitroaniline	200	U	200	16	ug/Kg		12/06/11 08:49	12/08/11 16:21	1
4,6-Dinitro-2-methylphenol	150	U	150	80	ug/Kg		12/06/11 08:49	12/08/11 16:21	1
4-Bromophenyl phenyl ether	50	U	50	13	ug/Kg		12/06/11 08:49	12/08/11 16:21	1
4-Chloro-3-methylphenol	150	U	150	21	ug/Kg		12/06/11 08:49	12/08/11 16:21	1
4-Chloroaniline	150	U	150	17	ug/Kg		12/06/11 08:49	12/08/11 16:21	1
4-Chlorophenyl phenyl ether	50	U	50	13	ug/Kg		12/06/11 08:49	12/08/11 16:21	1
4-Nitroaniline	200	U	200	26	ug/Kg		12/06/11 08:49	12/08/11 16:21	1

Method: 8270C - Semivolatile Organic Compounds (GC/MS) (Continued)

Lab Sample ID: MB 240-25639/21-A
Matrix: Solid
Analysis Batch: 26096

Client Sample ID: Method Blank
Prep Type: Total/NA
Prep Batch: 25639

Analyte	MB Result	MB Qualifier	RL	MDL	Unit	D	Prepared	Analyzed	Dil Fac
4-Nitrophenol	330	U	330	80	ug/Kg		12/06/11 08:49	12/08/11 16:21	1
Acenaphthene	6.7	U	6.7	3.3	ug/Kg		12/06/11 08:49	12/08/11 16:21	1
Acenaphthylene	6.7	U	6.7	3.3	ug/Kg		12/06/11 08:49	12/08/11 16:21	1
Acetophenone	100	U	100	9.2	ug/Kg		12/06/11 08:49	12/08/11 16:21	1
Anthracene	6.7	U	6.7	3.3	ug/Kg		12/06/11 08:49	12/08/11 16:21	1
Atrazine	200	U	200	9.1	ug/Kg		12/06/11 08:49	12/08/11 16:21	1
Benzaldehyde	100	U	100	12	ug/Kg		12/06/11 08:49	12/08/11 16:21	1
Benzo[a]anthracene	6.7	U	6.7	3.3	ug/Kg		12/06/11 08:49	12/08/11 16:21	1
Benzo[a]pyrene	6.7	U	6.7	3.3	ug/Kg		12/06/11 08:49	12/08/11 16:21	1
Benzo[b]fluoranthene	6.7	U	6.7	3.3	ug/Kg		12/06/11 08:49	12/08/11 16:21	1
Benzo[g,h,i]perylene	6.7	U	6.7	3.3	ug/Kg		12/06/11 08:49	12/08/11 16:21	1
Benzo[k]fluoranthene	6.7	U	6.7	3.3	ug/Kg		12/06/11 08:49	12/08/11 16:21	1
Bis(2-chloroethoxy)methane	100	U	100	22	ug/Kg		12/06/11 08:49	12/08/11 16:21	1
Bis(2-chloroethyl)ether	100	U	100	2.0	ug/Kg		12/06/11 08:49	12/08/11 16:21	1
Bis(2-ethylhexyl) phthalate	50	U	50	19	ug/Kg		12/06/11 08:49	12/08/11 16:21	1
Butyl benzyl phthalate	50	U	50	10	ug/Kg		12/06/11 08:49	12/08/11 16:21	1
Caprolactam	330	U	330	37	ug/Kg		12/06/11 08:49	12/08/11 16:21	1
Carbazole	50	U	50	27	ug/Kg		12/06/11 08:49	12/08/11 16:21	1
Chrysene	6.7	U	6.7	1.1	ug/Kg		12/06/11 08:49	12/08/11 16:21	1
Dibenz(a,h)anthracene	6.7	U	6.7	3.3	ug/Kg		12/06/11 08:49	12/08/11 16:21	1
Dibenzofuran	50	U	50	3.3	ug/Kg		12/06/11 08:49	12/08/11 16:21	1
Diethyl phthalate	50	U	50	16	ug/Kg		12/06/11 08:49	12/08/11 16:21	1
Dimethyl phthalate	50	U	50	17	ug/Kg		12/06/11 08:49	12/08/11 16:21	1
Di-n-butyl phthalate	50	U	50	15	ug/Kg		12/06/11 08:49	12/08/11 16:21	1
Di-n-octyl phthalate	50	U	50	27	ug/Kg		12/06/11 08:49	12/08/11 16:21	1
Fluoranthene	6.7	U	6.7	3.3	ug/Kg		12/06/11 08:49	12/08/11 16:21	1
Fluorene	6.7	U	6.7	3.3	ug/Kg		12/06/11 08:49	12/08/11 16:21	1
Hexachlorobenzene	6.7	U	6.7	2.1	ug/Kg		12/06/11 08:49	12/08/11 16:21	1
Hexachlorobutadiene	50	U	50	27	ug/Kg		12/06/11 08:49	12/08/11 16:21	1
Hexachlorocyclopentadiene	330	U	330	27	ug/Kg		12/06/11 08:49	12/08/11 16:21	1
Hexachloroethane	50	U	50	9.0	ug/Kg		12/06/11 08:49	12/08/11 16:21	1
Indeno[1,2,3-cd]pyrene	6.7	U	6.7	3.3	ug/Kg		12/06/11 08:49	12/08/11 16:21	1
Isophorone	50	U	50	13	ug/Kg		12/06/11 08:49	12/08/11 16:21	1
Naphthalene	6.7	U	6.7	3.3	ug/Kg		12/06/11 08:49	12/08/11 16:21	1
Nitrobenzene	100	U	100	2.2	ug/Kg		12/06/11 08:49	12/08/11 16:21	1
N-Nitrosodi-n-propylamine	50	U	50	27	ug/Kg		12/06/11 08:49	12/08/11 16:21	1
N-Nitrosodiphenylamine	50	U	50	21	ug/Kg		12/06/11 08:49	12/08/11 16:21	1
Pentachlorophenol	150	U	150	80	ug/Kg		12/06/11 08:49	12/08/11 16:21	1
Phenol	50	U	50	27	ug/Kg		12/06/11 08:49	12/08/11 16:21	1
Phenanthrene	6.7	U	6.7	3.3	ug/Kg		12/06/11 08:49	12/08/11 16:21	1
Pyrene	6.7	U	6.7	3.3	ug/Kg		12/06/11 08:49	12/08/11 16:21	1
3 & 4 Methylphenol	400	U	400	20	ug/Kg		12/06/11 08:49	12/08/11 16:21	1

Surrogate	*MB %Recovery*	*MB Qualifier*	*Limits*	*Prepared*	*Analyzed*	*Dil Fac*
2-Fluorobiphenyl (Surr)	*48*		*34 - 110*	*12/06/11 08:49*	*12/08/11 16:21*	*1*
2-Fluorophenol (Surr)	*48*		*26 - 110*	*12/06/11 08:49*	*12/08/11 16:21*	*1*
2,4,6-Tribromophenol (Surr)	*33*		*10 - 118*	*12/06/11 08:49*	*12/08/11 16:21*	*1*
Nitrobenzene-d5 (Surr)	*49*		*24 - 112*	*12/06/11 08:49*	*12/08/11 16:21*	*1*
Phenol-d5 (Surr)	*51*		*28 - 110*	*12/06/11 08:49*	*12/08/11 16:21*	*1*

Method: 8270C - Semivolatile Organic Compounds (GC/MS) (Continued)

Lab Sample ID: MB 240-25639/21-A
Matrix: Solid
Analysis Batch: 26096

Client Sample ID: Method Blank
Prep Type: Total/NA
Prep Batch: 25639

Surrogate	MB %Recovery	MB Qualifier	Limits	Prepared	Analyzed	Dil Fac
Terphenyl-d14 (Surr)	68		41 - 119	12/06/11 08:49	12/08/11 16:21	1

Lab Sample ID: LCS 240-25639/22-A
Matrix: Solid
Analysis Batch: 26096

Client Sample ID: Lab Control Sample
Prep Type: Total/NA
Prep Batch: 25639

Analyte	Spike Added	LCS Result	LCS Qualifier	Unit	D	%Rec	%Rec. Limits
1,1'-Biphenyl	667	451		ug/Kg		68	50 - 130
2,2'-oxybis[1-chloropropane]	667	418		ug/Kg		63	36 - 116
2,4,5-Trichlorophenol	667	455		ug/Kg		68	42 - 110
2,4,6-Trichlorophenol	667	422		ug/Kg		63	37 - 110
2,4-Dichlorophenol	667	471		ug/Kg		71	40 - 110
2,4-Dimethylphenol	667	382		ug/Kg		57	28 - 110
2,4-Dinitrophenol	667	119	J	ug/Kg		18	10 - 110
2,4-Dinitrotoluene	667	501		ug/Kg		75	55 - 116
2,6-Dinitrotoluene	667	513		ug/Kg		77	54 - 115
2-Chloronaphthalene	667	452		ug/Kg		68	46 - 110
2-Chlorophenol	667	459		ug/Kg		69	39 - 110
2-Methylnaphthalene	667	473		ug/Kg		71	46 - 110
2-Methylphenol	667	447		ug/Kg		67	36 - 110
2-Nitroaniline	667	432		ug/Kg		65	47 - 124
2-Nitrophenol	667	459		ug/Kg		69	35 - 110
3,3'-Dichlorobenzidine	667	114	*	ug/Kg		17	31 - 110
3-Nitroaniline	667	347		ug/Kg		52	44 - 110
4,6-Dinitro-2-methylphenol	667	280		ug/Kg		42	21 - 110
4-Bromophenyl phenyl ether	667	447		ug/Kg		67	53 - 112
4-Chloro-3-methylphenol	667	475		ug/Kg		71	42 - 110
4-Chloroaniline	667	266		ug/Kg		40	25 - 110
4-Chlorophenyl phenyl ether	667	479		ug/Kg		72	53 - 110
4-Nitroaniline	667	408		ug/Kg		61	50 - 110
4-Nitrophenol	667	425		ug/Kg		64	24 - 117
Acenaphthene	667	467		ug/Kg		70	46 - 110
Acenaphthylene	667	457		ug/Kg		69	47 - 110
Acetophenone	667	491		ug/Kg		74	50 - 130
Anthracene	667	496		ug/Kg		74	56 - 111
Atrazine	667	516		ug/Kg		77	50 - 130
Benzaldehyde	667	477		ug/Kg		72	10 - 130
Benzo[a]anthracene	667	497		ug/Kg		75	58 - 111
Benzo[a]pyrene	667	467		ug/Kg		70	44 - 115
Benzo[b]fluoranthene	667	503		ug/Kg		75	43 - 124
Benzo[g,h,i]perylene	667	515		ug/Kg		77	44 - 120
Benzo[k]fluoranthene	667	547		ug/Kg		82	38 - 122
Bis(2-chloroethoxy)methane	667	460		ug/Kg		69	42 - 110
Bis(2-chloroethyl)ether	667	496		ug/Kg		74	41 - 110
Bis(2-ethylhexyl) phthalate	667	515		ug/Kg		77	56 - 123
Butyl benzyl phthalate	667	534		ug/Kg		80	57 - 121
Caprolactam	667	403		ug/Kg		60	50 - 130
Carbazole	667	489		ug/Kg		73	56 - 115
Chrysene	667	568		ug/Kg		85	56 - 111

Method: 8270C - Semivolatile Organic Compounds (GC/MS) (Continued)

Lab Sample ID: LCS 240-25639/22-A
Matrix: Solid
Analysis Batch: 26096

Client Sample ID: Lab Control Sample
Prep Type: Total/NA
Prep Batch: 25639

Analyte	Spike Added	LCS Result	LCS Qualifier	Unit	D	%Rec	%Rec. Limits
Dibenz(a,h)anthracene	667	503		ug/Kg		75	45 - 122
Dibenzofuran	667	473		ug/Kg		71	50 - 110
Diethyl phthalate	667	519		ug/Kg		78	55 - 114
Dimethyl phthalate	667	494		ug/Kg		74	54 - 112
Di-n-butyl phthalate	667	554		ug/Kg		83	57 - 119
Di-n-octyl phthalate	667	482		ug/Kg		72	45 - 123
Fluoranthene	667	519		ug/Kg		78	55 - 118
Fluorene	667	485		ug/Kg		73	51 - 110
Hexachlorobenzene	667	443		ug/Kg		66	51 - 110
Hexachlorobutadiene	667	469		ug/Kg		70	39 - 110
Hexachlorocyclopentadiene	667	352		ug/Kg		53	10 - 110
Hexachloroethane	667	470		ug/Kg		70	38 - 110
Indeno[1,2,3-cd]pyrene	667	511		ug/Kg		77	45 - 121
Isophorone	667	462		ug/Kg		69	46 - 117
Naphthalene	667	470		ug/Kg		70	42 - 110
Nitrobenzene	667	482		ug/Kg		72	40 - 110
N-Nitrosodi-n-propylamine	667	457		ug/Kg		69	40 - 114
N-Nitrosodiphenylamine	667	435		ug/Kg		65	54 - 112
Pentachlorophenol	667	141	J	ug/Kg		21	10 - 110
Phenol	667	456		ug/Kg		68	39 - 110
Phenanthrene	667	496		ug/Kg		74	54 - 110
Pyrene	667	516		ug/Kg		77	58 - 113
3 & 4 Methylphenol	1330	907		ug/Kg		68	40 - 110

Surrogate	*LCS %Recovery*	*LCS Qualifier*	*Limits*
2-Fluorobiphenyl (Surr)	*66*		*34 - 110*
2-Fluorophenol (Surr)	*71*		*26 - 110*
2,4,6-Tribromophenol (Surr)	*61*		*10 - 118*
Nitrobenzene-d5 (Surr)	*69*		*24 - 112*
Phenol-d5 (Surr)	*71*		*28 - 110*
Terphenyl-d14 (Surr)	*83*		*41 - 119*

Method: 8082 - Polychlorinated Biphenyls (PCBs) by Gas Chromatography

Lab Sample ID: MB 240-24742/1-A
Matrix: Solid
Analysis Batch: 25046

Client Sample ID: Method Blank
Prep Type: Total/NA
Prep Batch: 24742

Analyte	MB Result	MB Qualifier	RL	MDL	Unit	D	Prepared	Analyzed	Dil Fac
Aroclor-1016	33	U	33	21	ug/Kg		11/28/11 10:37	11/30/11 13:45	1
Aroclor-1221	33	U	33	16	ug/Kg		11/28/11 10:37	11/30/11 13:45	1
Aroclor-1232	33	U	33	14	ug/Kg		11/28/11 10:37	11/30/11 13:45	1
Aroclor-1242	33	U	33	13	ug/Kg		11/28/11 10:37	11/30/11 13:45	1
Aroclor-1248	33	U	33	17	ug/Kg		11/28/11 10:37	11/30/11 13:45	1
Aroclor-1254	33	U	33	17	ug/Kg		11/28/11 10:37	11/30/11 13:45	1
Aroclor-1260	33	U	33	17	ug/Kg		11/28/11 10:37	11/30/11 13:45	1

Surrogate	*MB %Recovery*	*MB Qualifier*	*Limits*	*Prepared*	*Analyzed*	*Dil Fac*
Tetrachloro-m-xylene	*74*		*29 - 151*	*11/28/11 10:37*	*11/30/11 13:45*	*1*

Method: 8082 - Polychlorinated Biphenyls (PCBs) by Gas Chromatography (Continued)

Lab Sample ID: MB 240-24742/1-A
Matrix: Solid
Analysis Batch: 25046

Client Sample ID: Method Blank
Prep Type: Total/NA
Prep Batch: 24742

Surrogate	MB %Recovery	MB Qualifier	Limits	Prepared	Analyzed	Dil Fac
DCB Decachlorobiphenyl	74		14 - 163	11/28/11 10:37	11/30/11 13:45	1

Lab Sample ID: LCS 240-24742/2-A
Matrix: Solid
Analysis Batch: 25046

Client Sample ID: Lab Control Sample
Prep Type: Total/NA
Prep Batch: 24742

Analyte			Spike Added	LCS Result	LCS Qualifier	Unit	D	%Rec	%Rec. Limits		
Aroclor-1016			333	289		ug/Kg		87	62 - 120		
Aroclor-1260			333	296		ug/Kg		89	56 - 122		

Surrogate	LCS %Recovery	LCS Qualifier	Limits
Tetrachloro-m-xylene	77		29 - 151
DCB Decachlorobiphenyl	84		14 - 163

Method: 6010B - Metals (ICP)

Lab Sample ID: MB 240-24884/1-A
Matrix: Solid
Analysis Batch: 25145

Client Sample ID: Method Blank
Prep Type: Total/NA
Prep Batch: 24884

Analyte	MB Result	MB Qualifier	RL	MDL	Unit	D	Prepared	Analyzed	Dil Fac
Aluminum	20	U	20	9.6	mg/Kg		11/29/11 10:25	11/30/11 22:45	1
Antimony	1.0	U	1.0	0.39	mg/Kg		11/29/11 10:25	11/30/11 22:45	1
Barium	0.118	J	20	0.071	mg/Kg		11/29/11 10:25	11/30/11 22:45	1
Beryllium	0.50	U	0.50	0.043	mg/Kg		11/29/11 10:25	11/30/11 22:45	1
Calcium	500	U	500	16	mg/Kg		11/29/11 10:25	11/30/11 22:45	1
Cadmium	0.20	U	0.20	0.036	mg/Kg		11/29/11 10:25	11/30/11 22:45	1
Cobalt	5.0	U	5.0	0.16	mg/Kg		11/29/11 10:25	11/30/11 22:45	1
Chromium	0.50	U	0.50	0.20	mg/Kg		11/29/11 10:25	11/30/11 22:45	1
Copper	2.5	U	2.5	0.74	mg/Kg		11/29/11 10:25	11/30/11 22:45	1
Iron	10	U	10	4.9	mg/Kg		11/29/11 10:25	11/30/11 22:45	1
Potassium	22.6	J	500	6.2	mg/Kg		11/29/11 10:25	11/30/11 22:45	1
Magnesium	21.4	J	500	5.1	mg/Kg		11/29/11 10:25	11/30/11 22:45	1
Manganese	0.102	J	1.5	0.074	mg/Kg		11/29/11 10:25	11/30/11 22:45	1
Silver	0.50	U	0.50	0.10	mg/Kg		11/29/11 10:25	11/30/11 22:45	1
Sodium	500	U	500	66	mg/Kg		11/29/11 10:25	11/30/11 22:45	1
Nickel	4.0	U	4.0	0.27	mg/Kg		11/29/11 10:25	11/30/11 22:45	1
Vanadium	5.0	U	5.0	0.12	mg/Kg		11/29/11 10:25	11/30/11 22:45	1
Zinc	2.0	U	2.0	1.0	mg/Kg		11/29/11 10:25	11/30/11 22:45	1
Arsenic	1.0	U	1.0	0.30	mg/Kg		11/29/11 10:25	11/30/11 22:45	1
Lead	0.30	U	0.30	0.19	mg/Kg		11/29/11 10:25	11/30/11 22:45	1
Selenium	0.50	U	0.50	0.45	mg/Kg		11/29/11 10:25	11/30/11 22:45	1
Thallium	1.0	U	1.0	0.55	mg/Kg		11/29/11 10:25	11/30/11 22:45	1

Method: 6010B - Metals (ICP) (Continued)

Lab Sample ID: LCS 240-24884/2-A
Matrix: Solid
Analysis Batch: 25145

Client Sample ID: Lab Control Sample
Prep Type: Total/NA
Prep Batch: 24884

Analyte	Spike Added	LCS Result	LCS Qualifier	Unit	D	%Rec	%Rec. Limits
Aluminum	200	191		mg/Kg		96	80 - 120
Antimony	50.0	44.8		mg/Kg		90	80 - 120
Barium	200	189		mg/Kg		95	80 - 120
Beryllium	5.00	4.67		mg/Kg		93	80 - 120
Calcium	5000	4740		mg/Kg		95	80 - 120
Cadmium	5.00	4.67		mg/Kg		93	80 - 120
Cobalt	50.0	46.4		mg/Kg		93	80 - 120
Chromium	20.0	18.9		mg/Kg		94	80 - 120
Copper	25.0	23.0		mg/Kg		92	80 - 120
Iron	100	97.5		mg/Kg		98	80 - 120
Potassium	5000	4710		mg/Kg		94	80 - 120
Magnesium	5000	4710		mg/Kg		94	80 - 120
Manganese	50.0	47.1		mg/Kg		94	80 - 120
Silver	5.00	4.53		mg/Kg		91	80 - 120
Sodium	5000	4640		mg/Kg		93	80 - 120
Nickel	50.0	45.2		mg/Kg		90	80 - 120
Vanadium	50.0	46.6		mg/Kg		93	80 - 120
Zinc	50.0	48.9		mg/Kg		98	80 - 120
Arsenic	200	180		mg/Kg		90	80 - 120
Lead	50.0	45.7		mg/Kg		91	80 - 120
Selenium	200	181		mg/Kg		90	80 - 120
Thallium	200	184		mg/Kg		92	80 - 120

Lab Sample ID: 240-6243-6 MS
Matrix: Solid
Analysis Batch: 25145

Client Sample ID: S-017324-112211-TP-059
Prep Type: Total/NA
Prep Batch: 24884

Analyte	Sample Result	Sample Qualifier	Spike Added	MS Result	MS Qualifier	Unit	D	%Rec	%Rec. Limits
Lead	9.9		55.5	59.0		mg/Kg	☼	89	75 - 125

Lab Sample ID: 240-6243-6 MSD
Matrix: Solid
Analysis Batch: 25145

Client Sample ID: S-017324-112211-TP-059
Prep Type: Total/NA
Prep Batch: 24884

Analyte	Sample Result	Sample Qualifier	Spike Added	MSD Result	MSD Qualifier	Unit	D	%Rec	%Rec. Limits	RPD	RPD Limit
Lead	9.9		55.5	58.3		mg/Kg	☼	87	75 - 125	1	20

Lab Sample ID: MB 240-24887/1-A
Matrix: Solid
Analysis Batch: 25166

Client Sample ID: Method Blank
Prep Type: Total/NA
Prep Batch: 24887

Analyte	MB Result	MB Qualifier	RL	MDL	Unit	D	Prepared	Analyzed	Dil Fac
Aluminum	20	U	20	9.6	mg/Kg		11/29/11 10:40	11/30/11 11:52	1
Antimony	1.0	U	1.0	0.39	mg/Kg		11/29/11 10:40	11/30/11 11:52	1
Barium	0.166	J	20	0.071	mg/Kg		11/29/11 10:40	11/30/11 11:52	1
Beryllium	0.50	U	0.50	0.043	mg/Kg		11/29/11 10:40	11/30/11 11:52	1
Calcium	40.6	J	500	16	mg/Kg		11/29/11 10:40	11/30/11 11:52	1
Cadmium	0.20	U	0.20	0.036	mg/Kg		11/29/11 10:40	11/30/11 11:52	1
Cobalt	5.0	U	5.0	0.16	mg/Kg		11/29/11 10:40	11/30/11 11:52	1
Chromium	0.50	U	0.50	0.20	mg/Kg		11/29/11 10:40	11/30/11 11:52	1

Method: 6010B - Metals (ICP) (Continued)

Lab Sample ID: MB 240-24887/1-A
Matrix: Solid
Analysis Batch: 25166

Client Sample ID: Method Blank
Prep Type: Total/NA
Prep Batch: 24887

Analyte	MB Result	MB Qualifier	RL	MDL	Unit	D	Prepared	Analyzed	Dil Fac
Copper	2.5	U	2.5	0.74	mg/Kg		11/29/11 10:40	11/30/11 11:52	1
Iron	10	U	10	4.9	mg/Kg		11/29/11 10:40	11/30/11 11:52	1
Potassium	19.0	J	500	6.2	mg/Kg		11/29/11 10:40	11/30/11 11:52	1
Magnesium	500	U	500	5.1	mg/Kg		11/29/11 10:40	11/30/11 11:52	1
Manganese	0.183	J	1.5	0.074	mg/Kg		11/29/11 10:40	11/30/11 11:52	1
Silver	0.50	U	0.50	0.10	mg/Kg		11/29/11 10:40	11/30/11 11:52	1
Sodium	500	U	500	66	mg/Kg		11/29/11 10:40	11/30/11 11:52	1
Nickel	4.0	U	4.0	0.27	mg/Kg		11/29/11 10:40	11/30/11 11:52	1
Vanadium	5.0	U	5.0	0.12	mg/Kg		11/29/11 10:40	11/30/11 11:52	1
Zinc	1.08	J	2.0	1.0	mg/Kg		11/29/11 10:40	11/30/11 11:52	1
Arsenic	1.0	U	1.0	0.30	mg/Kg		11/29/11 10:40	11/30/11 11:52	1
Lead	0.30	U	0.30	0.19	mg/Kg		11/29/11 10:40	11/30/11 11:52	1
Selenium	0.50	U	0.50	0.45	mg/Kg		11/29/11 10:40	11/30/11 11:52	1
Thallium	1.0	U	1.0	0.55	mg/Kg		11/29/11 10:40	11/30/11 11:52	1

Lab Sample ID: LCS 240-24887/2-A
Matrix: Solid
Analysis Batch: 25166

Client Sample ID: Lab Control Sample
Prep Type: Total/NA
Prep Batch: 24887

Analyte	Spike Added	LCS Result	LCS Qualifier	Unit	D	%Rec	%Rec. Limits
Aluminum	200	187		mg/Kg		94	80 - 120
Antimony	50.0	43.8		mg/Kg		88	80 - 120
Barium	200	190		mg/Kg		95	80 - 120
Beryllium	5.00	4.76		mg/Kg		95	80 - 120
Calcium	5000	4720		mg/Kg		94	80 - 120
Cadmium	5.00	4.68		mg/Kg		94	80 - 120
Cobalt	50.0	45.5		mg/Kg		91	80 - 120
Chromium	20.0	18.4		mg/Kg		92	80 - 120
Copper	25.0	23.8		mg/Kg		95	80 - 120
Iron	100	94.6		mg/Kg		95	80 - 120
Potassium	5000	4580		mg/Kg		92	80 - 120
Magnesium	5000	4620		mg/Kg		92	80 - 120
Manganese	50.0	46.9		mg/Kg		94	80 - 120
Silver	5.00	4.59		mg/Kg		92	80 - 120
Sodium	5000	4550		mg/Kg		91	80 - 120
Nickel	50.0	47.3		mg/Kg		95	80 - 120
Vanadium	50.0	44.8		mg/Kg		90	80 - 120
Zinc	50.0	48.3		mg/Kg		97	80 - 120
Arsenic	200	177		mg/Kg		89	80 - 120
Lead	50.0	45.3		mg/Kg		91	80 - 120
Selenium	200	177		mg/Kg		89	80 - 120
Thallium	200	180		mg/Kg		90	80 - 120

Client: Conestoga-Rovers & Associates, Inc.
Project/Site: 17324-T07, RACER Former MTM

TestAmerica Job ID: 240-6243-1

Method: 7471A - Mercury (CVAA)

Lab Sample ID: MB 240-24890/1-A
Matrix: Solid
Analysis Batch: 25193

Client Sample ID: Method Blank
Prep Type: Total/NA
Prep Batch: 24890

Analyte	MB Result	MB Qualifier	RL	MDL	Unit	D	Prepared	Analyzed	Dil Fac
Mercury	0.10	U	0.10	0.015	mg/Kg		11/29/11 14:20	11/30/11 16:48	1

Lab Sample ID: LCS 240-24890/2-A
Matrix: Solid
Analysis Batch: 25193

Client Sample ID: Lab Control Sample
Prep Type: Total/NA
Prep Batch: 24890

Analyte	Spike Added	LCS Result	LCS Qualifier	Unit	D	%Rec	%Rec. Limits
Mercury	0.833	0.841		mg/Kg		101	73 - 121

GC/MS VOA

Prep Batch: 24814

Lab Sample ID	Client Sample ID	Prep Type	Matrix	Method	Prep Batch
240-6243-20	S-017324-112211-TP-073	Total/NA	Solid	5035	
240-6243-21	S-017324-112211-TP-074	Total/NA	Solid	5035	
240-6243-22	S-017324-112211-TP-075	Total/NA	Solid	5035	

Analysis Batch: 25411

Lab Sample ID	Client Sample ID	Prep Type	Matrix	Method	Prep Batch
240-6243-20	S-017324-112211-TP-073	Total/NA	Solid	8260B	24814
240-6243-21	S-017324-112211-TP-074	Total/NA	Solid	8260B	24814
240-6243-22	S-017324-112211-TP-075	Total/NA	Solid	8260B	24814
LCS 240-25411/5	Lab Control Sample	Total/NA	Solid	8260B	
MB 240-25411/6	Method Blank	Total/NA	Solid	8260B	

GC/MS Semi VOA

Prep Batch: 25639

Lab Sample ID	Client Sample ID	Prep Type	Matrix	Method	Prep Batch
240-6243-20	S-017324-112211-TP-073	Total/NA	Solid	3540C	
240-6243-21	S-017324-112211-TP-074	Total/NA	Solid	3540C	
240-6243-22	S-017324-112211-TP-075	Total/NA	Solid	3540C	
LCS 240-25639/22-A	Lab Control Sample	Total/NA	Solid	3540C	
MB 240-25639/21-A	Method Blank	Total/NA	Solid	3540C	

Analysis Batch: 26096

Lab Sample ID	Client Sample ID	Prep Type	Matrix	Method	Prep Batch
240-6243-20	S-017324-112211-TP-073	Total/NA	Solid	8270C	25639
240-6243-21	S-017324-112211-TP-074	Total/NA	Solid	8270C	25639
240-6243-22	S-017324-112211-TP-075	Total/NA	Solid	8270C	25639
LCS 240-25639/22-A	Lab Control Sample	Total/NA	Solid	8270C	25639
MB 240-25639/21-A	Method Blank	Total/NA	Solid	8270C	25639

GC Semi VOA

Prep Batch: 24742

Lab Sample ID	Client Sample ID	Prep Type	Matrix	Method	Prep Batch
240-6243-20	S-017324-112211-TP-073	Total/NA	Solid	3540C	
240-6243-21	S-017324-112211-TP-074	Total/NA	Solid	3540C	
240-6243-22	S-017324-112211-TP-075	Total/NA	Solid	3540C	
LCS 240-24742/2-A	Lab Control Sample	Total/NA	Solid	3540C	
MB 240-24742/1-A	Method Blank	Total/NA	Solid	3540C	

Analysis Batch: 25046

Lab Sample ID	Client Sample ID	Prep Type	Matrix	Method	Prep Batch
240-6243-20	S-017324-112211-TP-073	Total/NA	Solid	8082	24742
240-6243-21	S-017324-112211-TP-074	Total/NA	Solid	8082	24742
240-6243-22	S-017324-112211-TP-075	Total/NA	Solid	8082	24742
LCS 240-24742/2-A	Lab Control Sample	Total/NA	Solid	8082	24742
MB 240-24742/1-A	Method Blank	Total/NA	Solid	8082	24742

Metals

Prep Batch: 24884

Lab Sample ID	Client Sample ID	Prep Type	Matrix	Method	Prep Batch
240-6243-1	S-017324-112211-TP-054	Total/NA	Solid	3050B	
240-6243-2	S-017324-112211-TP-055	Total/NA	Solid	3050B	
240-6243-3	S-017324-112211-TP-056	Total/NA	Solid	3050B	
240-6243-5	S-017324-112211-TP-058	Total/NA	Solid	3050B	
240-6243-6	S-017324-112211-TP-059	Total/NA	Solid	3050B	
240-6243-6 MS	S-017324-112211-TP-059	Total/NA	Solid	3050B	
240-6243-6 MSD	S-017324-112211-TP-059	Total/NA	Solid	3050B	
240-6243-8	S-017324-112211-TP-061	Total/NA	Solid	3050B	
240-6243-9	S-017324-112211-TP-062	Total/NA	Solid	3050B	
240-6243-11	S-017324-112211-TP-064	Total/NA	Solid	3050B	
240-6243-12	S-017324-112211-TP-065	Total/NA	Solid	3050B	
240-6243-14	S-017324-112211-TP-067	Total/NA	Solid	3050B	
240-6243-15	S-017324-112211-TP-068	Total/NA	Solid	3050B	
240-6243-17	S-017324-112211-TP-070	Total/NA	Solid	3050B	
240-6243-18	S-017324-112211-TP-071	Total/NA	Solid	3050B	
240-6243-20	S-017324-112211-TP-073	Total/NA	Solid	3050B	
LCS 240-24884/2-A	Lab Control Sample	Total/NA	Solid	3050B	
MB 240-24884/1-A	Method Blank	Total/NA	Solid	3050B	

Prep Batch: 24887

Lab Sample ID	Client Sample ID	Prep Type	Matrix	Method	Prep Batch
240-6243-21	S-017324-112211-TP-074	Total/NA	Solid	3050B	
240-6243-22	S-017324-112211-TP-075	Total/NA	Solid	3050B	
LCS 240-24887/2-A	Lab Control Sample	Total/NA	Solid	3050B	
MB 240-24887/1-A	Method Blank	Total/NA	Solid	3050B	

Prep Batch: 24890

Lab Sample ID	Client Sample ID	Prep Type	Matrix	Method	Prep Batch
240-6243-20	S-017324-112211-TP-073	Total/NA	Solid	7471A	
240-6243-21	S-017324-112211-TP-074	Total/NA	Solid	7471A	
240-6243-22	S-017324-112211-TP-075	Total/NA	Solid	7471A	
LCS 240-24890/2-A	Lab Control Sample	Total/NA	Solid	7471A	
MB 240-24890/1-A	Method Blank	Total/NA	Solid	7471A	

Analysis Batch: 25145

Lab Sample ID	Client Sample ID	Prep Type	Matrix	Method	Prep Batch
240-6243-1	S-017324-112211-TP-054	Total/NA	Solid	6010B	24884
240-6243-2	S-017324-112211-TP-055	Total/NA	Solid	6010B	24884
240-6243-3	S-017324-112211-TP-056	Total/NA	Solid	6010B	24884
240-6243-5	S-017324-112211-TP-058	Total/NA	Solid	6010B	24884
240-6243-6	S-017324-112211-TP-059	Total/NA	Solid	6010B	24884
240-6243-6 MS	S-017324-112211-TP-059	Total/NA	Solid	6010B	24884
240-6243-6 MSD	S-017324-112211-TP-059	Total/NA	Solid	6010B	24884
240-6243-8	S-017324-112211-TP-061	Total/NA	Solid	6010B	24884
240-6243-9	S-017324-112211-TP-062	Total/NA	Solid	6010B	24884
240-6243-11	S-017324-112211-TP-064	Total/NA	Solid	6010B	24884
240-6243-12	S-017324-112211-TP-065	Total/NA	Solid	6010B	24884
240-6243-14	S-017324-112211-TP-067	Total/NA	Solid	6010B	24884
240-6243-15	S-017324-112211-TP-068	Total/NA	Solid	6010B	24884
240-6243-17	S-017324-112211-TP-070	Total/NA	Solid	6010B	24884
240-6243-18	S-017324-112211-TP-071	Total/NA	Solid	6010B	24884
240-6243-20	S-017324-112211-TP-073	Total/NA	Solid	6010B	24884

Metals (Continued)

Analysis Batch: 25145 (Continued)

Lab Sample ID	Client Sample ID	Prep Type	Matrix	Method	Prep Batch
LCS 240-24884/2-A	Lab Control Sample	Total/NA	Solid	6010B	24884
MB 240-24884/1-A	Method Blank	Total/NA	Solid	6010B	24884

Analysis Batch: 25166

Lab Sample ID	Client Sample ID	Prep Type	Matrix	Method	Prep Batch
240-6243-21	S-017324-112211-TP-074	Total/NA	Solid	6010B	24887
240-6243-22	S-017324-112211-TP-075	Total/NA	Solid	6010B	24887
240-6243-22	S-017324-112211-TP-075	Total/NA	Solid	6010B	24887
LCS 240-24887/2-A	Lab Control Sample	Total/NA	Solid	6010B	24887
MB 240-24887/1-A	Method Blank	Total/NA	Solid	6010B	24887

Analysis Batch: 25193

Lab Sample ID	Client Sample ID	Prep Type	Matrix	Method	Prep Batch
240-6243-20	S-017324-112211-TP-073	Total/NA	Solid	7471A	24890
240-6243-21	S-017324-112211-TP-074	Total/NA	Solid	7471A	24890
240-6243-22	S-017324-112211-TP-075	Total/NA	Solid	7471A	24890
LCS 240-24890/2-A	Lab Control Sample	Total/NA	Solid	7471A	24890
MB 240-24890/1-A	Method Blank	Total/NA	Solid	7471A	24890

General Chemistry

Analysis Batch: 24652

Lab Sample ID	Client Sample ID	Prep Type	Matrix	Method	Prep Batch
240-6243-1	S-017324-112211-TP-054	Total/NA	Solid	Moisture	
240-6243-2	S-017324-112211-TP-055	Total/NA	Solid	Moisture	
240-6243-2 DU	S-017324-112211-TP-055	Total/NA	Solid	Moisture	
240-6243-5	S-017324-112211-TP-058	Total/NA	Solid	Moisture	
240-6243-6	S-017324-112211-TP-059	Total/NA	Solid	Moisture	
240-6243-6 DU	S-017324-112211-TP-059	Total/NA	Solid	Moisture	
240-6243-8	S-017324-112211-TP-061	Total/NA	Solid	Moisture	
240-6243-9	S-017324-112211-TP-062	Total/NA	Solid	Moisture	
240-6243-11	S-017324-112211-TP-064	Total/NA	Solid	Moisture	
240-6243-12	S-017324-112211-TP-065	Total/NA	Solid	Moisture	
240-6243-14	S-017324-112211-TP-067	Total/NA	Solid	Moisture	
240-6243-15	S-017324-112211-TP-068	Total/NA	Solid	Moisture	
240-6243-17	S-017324-112211-TP-070	Total/NA	Solid	Moisture	
240-6243-18	S-017324-112211-TP-071	Total/NA	Solid	Moisture	
240-6243-20	S-017324-112211-TP-073	Total/NA	Solid	Moisture	
240-6243-21	S-017324-112211-TP-074	Total/NA	Solid	Moisture	
240-6243-22	S-017324-112211-TP-075	Total/NA	Solid	Moisture	

Analysis Batch: 24791

Lab Sample ID	Client Sample ID	Prep Type	Matrix	Method	Prep Batch
240-6243-3	S-017324-112211-TP-056	Total/NA	Solid	Moisture	

Lab Chronicle

Client: Conestoga-Rovers & Associates, Inc.
Project/Site: 17324-T07, RACER Former MTM

TestAmerica Job ID: 240-6243-1

Client Sample ID: S-017324-112211-TP-054

Lab Sample ID: 240-6243-1
Date Collected: 11/22/11 07:30
Matrix: Solid
Date Received: 11/23/11 09:45
Percent Solids: 82.3

Prep Type	Batch Type	Batch Method	Run	Dilution Factor	Batch Number	Prepared or Analyzed	Analyst	Lab
Total/NA	Prep	3050B			24884	11/29/11 10:25	DE	TAL NC
Total/NA	Analysis	6010B		1	25145	11/30/11 23:22	KC	TAL NC
Total/NA	Analysis	Moisture		1	24652	11/26/11 15:07	AM	TAL NC

Client Sample ID: S-017324-112211-TP-055

Lab Sample ID: 240-6243-2
Date Collected: 11/22/11 07:33
Matrix: Solid
Date Received: 11/23/11 09:45
Percent Solids: 85.6

Prep Type	Batch Type	Batch Method	Run	Dilution Factor	Batch Number	Prepared or Analyzed	Analyst	Lab
Total/NA	Prep	3050B			24884	11/29/11 10:25	DE	TAL NC
Total/NA	Analysis	6010B		1	25145	11/30/11 23:41	KC	TAL NC
Total/NA	Analysis	Moisture		1	24652	11/26/11 15:07	AM	TAL NC

Client Sample ID: S-017324-112211-TP-056

Lab Sample ID: 240-6243-3
Date Collected: 11/22/11 07:34
Matrix: Solid
Date Received: 11/23/11 09:45
Percent Solids: 83.9

Prep Type	Batch Type	Batch Method	Run	Dilution Factor	Batch Number	Prepared or Analyzed	Analyst	Lab
Total/NA	Prep	3050B			24884	11/29/11 10:25	DE	TAL NC
Total/NA	Analysis	6010B		1	25145	11/30/11 23:47	KC	TAL NC
Total/NA	Analysis	Moisture		1	24791	11/28/11 15:14	CN	TAL NC

Client Sample ID: S-017324-112211-TP-058

Lab Sample ID: 240-6243-5
Date Collected: 11/22/11 09:40
Matrix: Solid
Date Received: 11/23/11 09:45
Percent Solids: 84.6

Prep Type	Batch Type	Batch Method	Run	Dilution Factor	Batch Number	Prepared or Analyzed	Analyst	Lab
Total/NA	Prep	3050B			24884	11/29/11 10:25	DE	TAL NC
Total/NA	Analysis	6010B		1	25145	11/30/11 23:53	KC	TAL NC
Total/NA	Analysis	Moisture		1	24652	11/26/11 15:07	AM	TAL NC

Client Sample ID: S-017324-112211-TP-059

Lab Sample ID: 240-6243-6
Date Collected: 11/22/11 09:43
Matrix: Solid
Date Received: 11/23/11 09:45
Percent Solids: 82.7

Prep Type	Batch Type	Batch Method	Run	Dilution Factor	Batch Number	Prepared or Analyzed	Analyst	Lab
Total/NA	Prep	3050B			24884	11/29/11 10:25	DE	TAL NC
Total/NA	Analysis	6010B		1	25145	11/30/11 22:57	KC	TAL NC
Total/NA	Analysis	Moisture		1	24652	11/26/11 15:07	AM	TAL NC

Lab Chronicle

Client: Conestoga-Rovers & Associates, Inc.
Project/Site: 17324-T07, RACER Former MTM

TestAmerica Job ID: 240-6243-1

Client Sample ID: S-017324-112211-TP-061

Lab Sample ID: 240-6243-8

Date Collected: 11/22/11 10:43
Matrix: Solid
Date Received: 11/23/11 09:45
Percent Solids: 76.0

Prep Type	Batch Type	Batch Method	Run	Dilution Factor	Batch Number	Prepared or Analyzed	Analyst	Lab
Total/NA	Prep	3050B			24884	11/29/11 10:25	DE	TAL NC
Total/NA	Analysis	6010B		1	25145	11/30/11 23:59	KC	TAL NC
Total/NA	Analysis	Moisture		1	24652	11/26/11 15:07	AM	TAL NC

Client Sample ID: S-017324-112211-TP-062

Lab Sample ID: 240-6243-9

Date Collected: 11/22/11 10:46
Matrix: Solid
Date Received: 11/23/11 09:45
Percent Solids: 84.4

Prep Type	Batch Type	Batch Method	Run	Dilution Factor	Batch Number	Prepared or Analyzed	Analyst	Lab
Total/NA	Prep	3050B			24884	11/29/11 10:25	DE	TAL NC
Total/NA	Analysis	6010B		1	25145	12/01/11 00:05	KC	TAL NC
Total/NA	Analysis	Moisture		1	24652	11/26/11 15:07	AM	TAL NC

Client Sample ID: S-017324-112211-TP-064

Lab Sample ID: 240-6243-11

Date Collected: 11/22/11 12:45
Matrix: Solid
Date Received: 11/23/11 09:45
Percent Solids: 80.1

Prep Type	Batch Type	Batch Method	Run	Dilution Factor	Batch Number	Prepared or Analyzed	Analyst	Lab
Total/NA	Prep	3050B			24884	11/29/11 10:25	DE	TAL NC
Total/NA	Analysis	6010B		1	25145	12/01/11 00:11	KC	TAL NC
Total/NA	Analysis	Moisture		1	24652	11/26/11 15:07	AM	TAL NC

Client Sample ID: S-017324-112211-TP-065

Lab Sample ID: 240-6243-12

Date Collected: 11/22/11 12:50
Matrix: Solid
Date Received: 11/23/11 09:45
Percent Solids: 81.1

Prep Type	Batch Type	Batch Method	Run	Dilution Factor	Batch Number	Prepared or Analyzed	Analyst	Lab
Total/NA	Prep	3050B			24884	11/29/11 10:25	DE	TAL NC
Total/NA	Analysis	6010B		1	25145	12/01/11 00:18	KC	TAL NC
Total/NA	Analysis	Moisture		1	24652	11/26/11 15:07	AM	TAL NC

Client Sample ID: S-017324-112211-TP-067

Lab Sample ID: 240-6243-14

Date Collected: 11/22/11 13:25
Matrix: Solid
Date Received: 11/23/11 09:45
Percent Solids: 80.9

Prep Type	Batch Type	Batch Method	Run	Dilution Factor	Batch Number	Prepared or Analyzed	Analyst	Lab
Total/NA	Prep	3050B			24884	11/29/11 10:25	DE	TAL NC
Total/NA	Analysis	6010B		1	25145	12/01/11 00:24	KC	TAL NC
Total/NA	Analysis	Moisture		1	24652	11/26/11 15:07	AM	TAL NC

Client Sample ID: S-017324-112211-TP-068

Lab Sample ID: 240-6243-15

Date Collected: 11/22/11 13:28

Matrix: Solid

Date Received: 11/23/11 09:45

Percent Solids: 80.9

Prep Type	Batch Type	Batch Method	Run	Dilution Factor	Batch Number	Prepared or Analyzed	Analyst	Lab
Total/NA	Prep	3050B			24884	11/29/11 10:25	DE	TAL NC
Total/NA	Analysis	6010B		1	25145	12/01/11 00:30	KC	TAL NC
Total/NA	Analysis	Moisture		1	24652	11/26/11 15:07	AM	TAL NC

Client Sample ID: S-017324-112211-TP-070

Lab Sample ID: 240-6243-17

Date Collected: 11/22/11 00:00

Matrix: Solid

Date Received: 11/23/11 09:45

Percent Solids: 80.9

Prep Type	Batch Type	Batch Method	Run	Dilution Factor	Batch Number	Prepared or Analyzed	Analyst	Lab
Total/NA	Prep	3050B			24884	11/29/11 10:25	DE	TAL NC
Total/NA	Analysis	6010B		1	25145	12/01/11 00:36	KC	TAL NC
Total/NA	Analysis	Moisture		1	24652	11/26/11 15:07	AM	TAL NC

Client Sample ID: S-017324-112211-TP-071

Lab Sample ID: 240-6243-18

Date Collected: 11/22/11 00:00

Matrix: Solid

Date Received: 11/23/11 09:45

Percent Solids: 76.4

Prep Type	Batch Type	Batch Method	Run	Dilution Factor	Batch Number	Prepared or Analyzed	Analyst	Lab
Total/NA	Prep	3050B			24884	11/29/11 10:25	DE	TAL NC
Total/NA	Analysis	6010B		1	25145	12/01/11 00:54	KC	TAL NC
Total/NA	Analysis	Moisture		1	24652	11/26/11 15:07	AM	TAL NC

Client Sample ID: S-017324-112211-TP-073

Lab Sample ID: 240-6243-20

Date Collected: 11/22/11 00:00

Matrix: Solid

Date Received: 11/23/11 09:45

Percent Solids: 80.5

Prep Type	Batch Type	Batch Method	Run	Dilution Factor	Batch Number	Prepared or Analyzed	Analyst	Lab
Total/NA	Prep	5035			24814	11/23/11 16:00	LM	TAL NC
Total/NA	Analysis	8260B		1	25411	12/03/11 03:25	TL	TAL NC
Total/NA	Prep	3540C			25639	12/06/11 08:49	AK	TAL NC
Total/NA	Analysis	8270C		1	26096	12/08/11 18:11	JG	TAL NC
Total/NA	Prep	3540C			24742	11/28/11 10:37	EM	TAL NC
Total/NA	Analysis	8082		1	25046	11/30/11 12:09	LH	TAL NC
Total/NA	Prep	3050B			24884	11/29/11 10:25	DE	TAL NC
Total/NA	Analysis	6010B		1	25145	12/01/11 01:01	KC	TAL NC
Total/NA	Prep	7471A			24890	11/29/11 14:20	DE	TAL NC
Total/NA	Analysis	7471A		1	25193	11/30/11 17:21	AS	TAL NC
Total/NA	Analysis	Moisture		1	24652	11/26/11 15:07	AM	TAL NC

Lab Chronicle

Client: Conestoga-Rovers & Associates, Inc.
Project/Site: 17324-T07, RACER Former MTM

TestAmerica Job ID: 240-6243-1

Client Sample ID: S-017324-112211-TP-074

Lab Sample ID: 240-6243-21

Date Collected: 11/22/11 00:00
Matrix: Solid
Date Received: 11/23/11 09:45
Percent Solids: 82.4

Prep Type	Batch Type	Batch Method	Run	Dilution Factor	Batch Number	Prepared or Analyzed	Analyst	Lab
Total/NA	Prep	5035			24814	11/23/11 16:00	LM	TAL NC
Total/NA	Analysis	8260B		1	25411	12/03/11 03:46	TL	TAL NC
Total/NA	Prep	3540C			25639	12/06/11 08:49	AK	TAL NC
Total/NA	Analysis	8270C		1	26096	12/08/11 17:53	JG	TAL NC
Total/NA	Prep	3540C			24742	11/28/11 10:37	EM	TAL NC
Total/NA	Analysis	8082		1	25046	11/30/11 12:23	LH	TAL NC
Total/NA	Prep	3050B			24887	11/29/11 10:40	AS	TAL NC
Total/NA	Analysis	6010B		1	25166	11/30/11 14:13	BD	TAL NC
Total/NA	Prep	7471A			24890	11/29/11 14:20	DE	TAL NC
Total/NA	Analysis	7471A		1	25193	11/30/11 17:24	AS	TAL NC
Total/NA	Analysis	Moisture		1	24652	11/26/11 15:07	AM	TAL NC

Client Sample ID: S-017324-112211-TP-075

Lab Sample ID: 240-6243-22

Date Collected: 11/22/11 00:00
Matrix: Solid
Date Received: 11/23/11 09:45
Percent Solids: 87.2

Prep Type	Batch Type	Batch Method	Run	Dilution Factor	Batch Number	Prepared or Analyzed	Analyst	Lab
Total/NA	Prep	5035			24814	11/23/11 16:00	LM	TAL NC
Total/NA	Analysis	8260B		1	25411	12/03/11 04:08	TL	TAL NC
Total/NA	Prep	3540C			25639	12/06/11 08:49	AK	TAL NC
Total/NA	Analysis	8270C		1	26096	12/08/11 18:30	JG	TAL NC
Total/NA	Prep	3540C			24742	11/28/11 10:37	EM	TAL NC
Total/NA	Analysis	8082		20	25046	11/30/11 12:37	LH	TAL NC
Total/NA	Prep	3050B			24887	11/29/11 10:40	AS	TAL NC
Total/NA	Analysis	6010B		5	25166	11/30/11 19:04	BD	TAL NC
Total/NA	Analysis	6010B		1	25166	11/30/11 14:19	BD	TAL NC
Total/NA	Prep	7471A			24890	11/29/11 14:20	DE	TAL NC
Total/NA	Analysis	7471A		1	25193	11/30/11 17:26	AS	TAL NC
Total/NA	Analysis	Moisture		1	24652	11/26/11 15:07	AM	TAL NC

Laboratory References:

TAL NC = TestAmerica North Canton, 4101 Shuffel Street NW, North Canton, OH 44720, TEL (330)497-9396

Certification Summary

Client: Conestoga-Rovers & Associates, Inc.
Project/Site: 17324-T07, RACER Former MTM

TestAmerica Job ID: 240-6243-1

Laboratory	Authority	Program	EPA Region	Certification ID
TestAmerica North Canton	ACLASS	DoD ELAP		ADE-1437
TestAmerica North Canton	California	NELAC	9	01144CA
TestAmerica North Canton	Connecticut	State Program	1	PH-0590
TestAmerica North Canton	Florida	NELAC	4	E87225
TestAmerica North Canton	Georgia	Georgia EPD	4	N/A
TestAmerica North Canton	Illinois	NELAC	5	200004
TestAmerica North Canton	Kansas	NELAC	7	E-10336
TestAmerica North Canton	Kentucky	State Program	4	58
TestAmerica North Canton	Minnesota	NELAC	5	039-999-348
TestAmerica North Canton	Nevada	State Program	9	OH-000482008A
TestAmerica North Canton	New Jersey	NELAC	2	OH001
TestAmerica North Canton	New York	NELAC	2	10975
TestAmerica North Canton	Ohio	OVAP	5	CL0024
TestAmerica North Canton	Pennsylvania	NELAC	3	68-00340
TestAmerica North Canton	USDA	USDA		P330-11-00328
TestAmerica North Canton	Virginia	NELAC Secondary AB	3	460175
TestAmerica North Canton	West Virginia	West Virginia DEP	3	210
TestAmerica North Canton	Wisconsin	State Program	5	999518190

Accreditation may not be offered or required for all methods and analytes reported in this package. Please contact your project manager for the laboratory's current list of certified methods and analytes.

CONESTOGA-ROVERS & ASSOCIATES
6520 Corporate Drive
Indianapolis, Indiana 46278
(317) 291-7007 phone
(317) 328-2666 fax

SHIPPED TO (Laboratory Name): TA- North Canton, OH

CHAIN-OF-CUSTODY RECORD

REFERENCE NUMBER: 017324-T07

PROJECT NAME: MTM

SAMPLER'S SIGNATURE: [signature] **PRINTED NAME:** Tim Pranger

SEQ. No.	DATE	TIME	SAMPLE IDENTIFICATION No.	SAMPLE MATRIX	No. OF CONTAINERS	PARAMETERS: Total Pb	REMARKS
1	11/22/11	730	S-017324-112211-TP-054	Soil	1		
2		733	-055		1		
3		734	-056		1		
4		745	-057		1		* Hold at Lab
5		940	-058		1		
6		943	-059		2		MS/MSD
7		1024	-060		1		* Hold at Lab
8		1043	-061		1		
9		1046	-062		1		
10		1115	-063		1		* Hold at Lab
11		1245	-064		1		
12		1250	-065		1		
13		1305	-066		1		* Hold at Lab
14		1325	-067		1		
15	11/22/11	1328	S-017324-112211-TP-068	Soil	1		
			TOTAL NUMBER OF CONTAINERS		16		

RELINQUISHED BY: ① [signature]	DATE: 11/22/11 TIME: 1800	RECEIVED BY: ②	DATE: TIME:
RELINQUISHED BY: ②	DATE: TIME:	RECEIVED BY: ③	DATE: TIME:
RELINQUISHED BY: ③	DATE: TIME:	RECEIVED BY: ④	DATE: TIME:

METHOD OF SHIPMENT: FedEx **TRACKING No.** 8754 2216 5359

White -Fully Executed Copy
Yellow -Receiving Laboratory Copy
Pink -Shipper Copy
Goldenrod -Sampler Copy

SAMPLE TEAM: Tim Pranger

RECEIVED FOR LABORATORY BY: [signature] 2682
DATE: 11-23-11 TIME: 0945

400001-00(SOURCE)GN-CO007

12/12/2011

CONESTOGA-ROVERS & ASSOCIATES
6520 Corporate Drive
Indianapolis, Indiana 46278
(317) 291-7007 phone
(317) 328-2666 fax

SHIPPED TO (Laboratory Name): TA- North Canton, OH

CHAIN-OF-CUSTODY RECORD

REFERENCE NUMBER: 017324-T07

PROJECT NAME: MTM

SAMPLER'S SIGNATURE: _____ **PRINTED NAME:** Tim Granger

SEQ. No.	DATE	TIME	SAMPLE IDENTIFICATION No.	SAMPLE MATRIX	No. OF CONTAINERS	PARAMETERS: Total Pb	TCL VOCs	TCL SVOCs	TCL PCBs	TAL Metals	REMARKS
1	11/22/11		S-017324-112211-TP-069	Soil	1	X					*Hold at Lab
2			-070		1	X					
3			-071		1	X					
4			-072		1	X					*Hold at Lab
5			-073		6		X	X	X	X	
6			-074		6		X	X	X	X	
7	11/22/11		S-017324-112211-TP-075	Soil	6		X	X	X	X	
			TOTAL NUMBER OF CONTAINERS		22						

RELINQUISHED BY: (1) Tim Granger	DATE: 11/22/11 TIME: 1800	RECEIVED BY: (2)	DATE: TIME:
RELINQUISHED BY: (2)	DATE: TIME:	RECEIVED BY: (3)	DATE: TIME:
RELINQUISHED BY: (3)	DATE: TIME:	RECEIVED BY: (4)	DATE: TIME:

METHOD OF SHIPMENT: FedEx **TRACKING No.** 8754 2216 5359

White -Fully Executed Copy
Yellow -Receiving Laboratory Copy
Pink -Shipper Copy
Goldenrod -Sampler Copy

SAMPLE TEAM: Tim Granger

RECEIVED FOR LABORATORY BY: _____ DATE: 11-23-11 TIME: 0945

2683

400001-00(SOURCE)GN-CO007

12/12/2011

TestAmerica Cooler Receipt Form/Narrative **Lot Number:** 6243
North Canton Facility

Client CRA Project _____ By: _____
Cooler Received on 11-23-11 Opened on 11-23-11 (Signature)
FedEx ☑ UPS ☐ DHL ☐ FAS ☐ Stetson ☐ Client Drop Off ☐ TestAmerica Courier ☐ Other _____
TestAmerica Cooler # No # Multiple Coolers ☐ Foam Box ☐ Client Cooler ☐ Other _____

1. Were custody seals on the outside of the cooler(s)? Yes ☑ No ☐ Intact? Yes ☑ No ☐ NA ☐
   If YES, Quantity 2 Quantity Unsalvageable _____
   Were custody seals on the outside of cooler(s) signed and dated? Yes ☑ No ☐ NA ☐
   Were custody seals on the bottle(s)? Yes ☐ No ☑
   If YES, are there any exceptions? _____
2. Shippers' packing slip attached to the cooler(s)? Yes ☑ No ☐
3. Did custody papers accompany the sample(s)? Yes ☑ No ☐ Relinquished by client? Yes ☑ No ☐
4. Were the custody papers signed in the appropriate place? Yes ☑ No ☐
5. Packing material used: Bubble Wrap ☑ Foam ☑ None ☐ Other _____
6. Cooler temperature upon receipt 3.4 °C See back of form for multiple coolers/temps ☐
   METHOD: IR ☑ Other ☐ _____
   COOLANT: Wet Ice ☑ Blue Ice ☐ Dry Ice ☐ Water ☐ None ☐
7. Did all bottles arrive in good condition (Unbroken)? Yes ☑ No ☐
8. Could all bottle labels be reconciled with the COC? Yes ☑ No ☐
9. Were sample(s) at the correct pH upon receipt? Yes ☐ No ☐ NA ☑
10. Were correct bottle(s) used for the test(s) indicated? Yes ☑ No ☐
11. Were air bubbles >6 mm in any VOA vials? Yes ☐ No ☐ NA ☑
12. Sufficient quantity received to perform indicated analyses? Yes ☑ No ☐
13. Was a trip blank present in the cooler(s)? Yes ☐ No ☑ Were VOAs on the COC? Yes ☐ No ☑

Contacted PM _____ Date _____ by _____ via Verbal ☐ Voice Mail ☐ Other ☐
Concerning

14. CHAIN OF CUSTODY

The following discrepancies occurred:

15. SAMPLE CONDITION

Sample(s) _____ were received after the recommended holding time had expired.
Sample(s) _____ were received in a broken container.
Sample(s) _____ were received with bubble >6 mm in diameter. (Notify PM)

16. SAMPLE PRESERVATION

Sample(s) _____ were further preserved in Sample Receiving to meet recommended pH level(s). *Nitric Acid Lot# 110410-HNO_3; Sulfuric Acid Lot# 110410-H_2SO_4; Sodium Hydroxide Lot# 121809 -NaOH; Hydrochloric Acid Lot# 041911-HCl; Sodium Hydroxide and Zinc Acetate Lot#* 100108-$(CH_3COO)_2ZN$/NaOH. What time was preservative added to sample(s)? _____

Client ID	pH	Date	Initials

TestAmerica Cooler Receipt Form/Narrative

North Canton Facility

Client ID	pH	Date	Initials

Login Sample Receipt Checklist

Client: Conestoga-Rovers & Associates, Inc.

Job Number: 240-6243-1

Login Number: 6243

List Number: 1

Creator: Sutek, Nick

List Source: TestAmerica North Canton

Question	Answer	Comment
Radioactivity either was not measured or, if measured, is at or below background	N/A	
The cooler's custody seal, if present, is intact.	True	
The cooler or samples do not appear to have been compromised or tampered with.	True	
Samples were received on ice.	True	
Cooler Temperature is acceptable.	True	
Cooler Temperature is recorded.	True	3.4
COC is present.	True	
COC is filled out in ink and legible.	True	
COC is filled out with all pertinent information.	True	
Is the Field Sampler's name present on COC?	True	
There are no discrepancies between the sample IDs on the containers and the COC.	True	
Samples are received within Holding Time.	True	
Sample containers have legible labels.	True	
Containers are not broken or leaking.	True	
Sample collection date/times are provided.	True	
Appropriate sample containers are used.	True	
Sample bottles are completely filled.	True	
Sample Preservation Verified.	True	
There is sufficient vol. for all requested analyses, incl. any requested MS/MSDs	True	
VOA sample vials do not have headspace or bubble is <6mm (1/4") in diameter.	True	
Multiphasic samples are not present.	True	
Samples do not require splitting or compositing.	True	
Residual Chlorine Checked.	N/A	

TestAmerica

THE LEADER IN ENVIRONMENTAL TESTING



ANALYTICAL REPORT

TestAmerica Laboratories, Inc.
TestAmerica North Canton
4101 Shuffel Street NW
North Canton, OH 44720
Tel: (330)497-9396

TestAmerica Job ID: 240-6243-3
Client Project/Site: 17324-T07, RACER Former MTM

For:
Conestoga-Rovers & Associates, Inc.
6520 Corporate Drive
Indianapolis, Indiana 46278

Attn: Mr. Michael Richardson

Denise D Heckler

Authorized for release by:
12/30/2011 9:20:45 AM

Denise Heckler
Project Manager II
denise.heckler@testamericainc.com

LINKS

Review your project results through TotalAccess

Have a Question? Ask The Expert

Visit us at: www.testamericainc.com

This report has been electronically signed and authorized by the signatory. Electronic signature is intended to be the legally binding equivalent of a traditionally handwritten signature.

Results relate only to the items tested and the sample(s) as received by the laboratory.

Table of Contents

Cover Page 1
Table of Contents 2
Definitions/Glossary 3
Case Narrative 4
Method Summary 6
Sample Summary 7
Detection Summary 8
Client Sample Results 9
QC Sample Results 10
QC Association Summary 12
Lab Chronicle 13
Certification Summary 14
Chain of Custody 15
Receipt Checklists 19

Definitions/Glossary

Client: Conestoga-Rovers & Associates, Inc.
Project/Site: 17324-T07, RACER Former MTM

TestAmerica Job ID: 240-6243-3

Qualifiers

Metals

Qualifier	Qualifier Description
B	Compound was found in the blank and sample.
U	Indicates the analyte was analyzed for but not detected.
J	Result is less than the RL but greater than or equal to the MDL and the concentration is an approximate value.
H	Sample was prepped or analyzed beyond the specified holding time

Glossary

Abbreviation	These commonly used abbreviations may or may not be present in this report.
☼	Listed under the "D" column to designate that the result is reported on a dry weight basis
%R	Percent Recovery
CNF	Contains no Free Liquid
DL, RA, RE, IN	Indicates a Dilution, Reanalysis, Re-extraction, or additional Initial metals/anion analysis of the sample
EDL	Estimated Detection Limit
EPA	United States Environmental Protection Agency
MDL	Method Detection Limit
ML	Minimum Level (Dioxin)
ND	Not detected at the reporting limit (or MDL or EDL if shown)
PQL	Practical Quantitation Limit
QC	Quality Control
RL	Reporting Limit
RPD	Relative Percent Difference, a measure of the relative difference between two points
TEF	Toxicity Equivalent Factor (Dioxin)
TEQ	Toxicity Equivalent Quotient (Dioxin)

Job ID: 240-6243-3

Laboratory: TestAmerica North Canton

Narrative

CASE NARRATIVE

Client: Conestoga-Rovers & Associates, Inc.

Project: 17324-T07, RACER Former MTM

Report Number: 240-6243-3

With the exceptions noted as flags or footnotes, standard analytical protocols were followed in the analysis of the samples and no problems were encountered or anomalies observed. In addition all laboratory quality control samples were within established control limits, with any exceptions noted below. Each sample was analyzed to achieve the lowest possible reporting limit within the constraints of the method. In some cases, due to interference or analytes present at high concentrations, samples were diluted. For diluted samples, the reporting limits are adjusted relative to the dilution required.

TestAmerica North Canton attests to the validity of the laboratory data generated by TestAmerica facilities reported herein. All analyses performed by TestAmerica facilities were done using established laboratory SOPs that incorporate QA/QC procedures described in the application methods. TestAmerica's operations groups have reviewed the data for compliance with the laboratory QA/QC plan, and data have been found to be compliant with laboratory protocols unless otherwise noted below.

The test results in this report meet all NELAP requirements for parameters for which accreditation is required or available. Any exceptions to NELAP requirements are noted in this report. Pursuant to NELAP, this report may not be reproduced, except in full, without the written approval of the laboratory.

Calculations are performed before rounding to avoid round-off errors in calculated results.

All holding times were met and proper preservation noted for the methods performed on these samples, unless otherwise detailed in the individual sections below.

All solid sample results are reported on an "as received" basis unless otherwise indicated by the presence of a % solids value in the method header.

This laboratory report is confidential and is intended for the sole use of TestAmerica and its client.

On December 22, 2011, CRA requested metals analysis on sample S-017324-112211-TP-071. A revised chain of custody was not provided.

RECEIPT

The samples were received on 11/23/2011; the samples arrived in good condition, properly preserved and on ice. The temperature of the coolers at receipt was 3.4 C.

TOTAL METALS (ICP)

Sample S-017324-112211-TP-071 (240-6243-18) was analyzed for total metals (ICP) in accordance with EPA SW-846 Method 6010B. The samples were prepared on 12/27/2011 and analyzed on 12/28/2011.

Several analytes were detected in method blank MB 240-28207/1-A at levels that were above the method detection limit but below the reporting limit. The values should be considered estimates, and have been flagged "J". If the associated sample reported a result above the MDL and/or RL, the result has been "B" flagged.

The presence of the '4' qualifier in the data indicates analytes where the concentration in the unspiked sample exceeded four times the spiking amount.

No other difficulties were encountered during the metals analysis.

Job ID: 240-6243-3 (Continued)

Laboratory: TestAmerica North Canton (Continued)

All other quality control parameters were within the acceptance limits.

TOTAL MERCURY

Sample S-017324-112211-TP-071 (240-6243-18) was analyzed for total mercury in accordance with EPA SW-846 Method 7471A. The samples were prepared on 12/27/2011 and analyzed past the 28 day method recommended holding time on 12/28/2011.

No difficulties were encountered during the mercury analysis.

All quality control parameters were within the acceptance limits.

Method Summary

Client: Conestoga-Rovers & Associates, Inc.
Project/Site: 17324-T07, RACER Former MTM

TestAmerica Job ID: 240-6243-3

Method	Method Description	Protocol	Laboratory
6010B	Metals (ICP)	SW846	TAL NC
7471A	Mercury (CVAA)	SW846	TAL NC
Moisture	Percent Moisture	EPA	TAL NC

Protocol References:

EPA = US Environmental Protection Agency

SW846 = "Test Methods For Evaluating Solid Waste, Physical/Chemical Methods", Third Edition, November 1986 And Its Updates.

Laboratory References:

TAL NC = TestAmerica North Canton, 4101 Shuffel Street NW, North Canton, OH 44720, TEL (330)497-9396

Sample Summary

Client: Conestoga-Rovers & Associates, Inc.
Project/Site: 17324-T07, RACER Former MTM

TestAmerica Job ID: 240-6243-3

Lab Sample ID	Client Sample ID	Matrix	Collected	Received
240-6243-18	S-017324-112211-TP-071	Solid	11/22/11 00:00	11/23/11 09:45

Detection Summary

Client: Conestoga-Rovers & Associates, Inc.
Project/Site: 17324-T07, RACER Former MTM

TestAmerica Job ID: 240-6243-3

Client Sample ID: S-017324-112211-TP-071 **Lab Sample ID: 240-6243-18**

Analyte	Result	Qualifier	RL	MDL	Unit	Dil Fac	D	Method	Prep Type
Aluminum	10000		23	11	mg/Kg	1	☼	6010B	Total/NA
Antimony	3.0		1.1	0.44	mg/Kg	1	☼	6010B	Total/NA
Barium	120	B	23	0.081	mg/Kg	1	☼	6010B	Total/NA
Beryllium	0.74		0.57	0.049	mg/Kg	1	☼	6010B	Total/NA
Calcium	35000	B	570	18	mg/Kg	1	☼	6010B	Total/NA
Cadmium	0.62		0.23	0.041	mg/Kg	1	☼	6010B	Total/NA
Cobalt	7.4		5.7	0.18	mg/Kg	1	☼	6010B	Total/NA
Chromium	15		0.57	0.23	mg/Kg	1	☼	6010B	Total/NA
Copper	25		2.8	0.84	mg/Kg	1	☼	6010B	Total/NA
Iron	17000		11	5.6	mg/Kg	1	☼	6010B	Total/NA
Potassium	1200		570	7.1	mg/Kg	1	☼	6010B	Total/NA
Magnesium	17000	B	570	5.8	mg/Kg	1	☼	6010B	Total/NA
Manganese	320	B	1.7	0.084	mg/Kg	1	☼	6010B	Total/NA
Sodium	150	J	570	75	mg/Kg	1	☼	6010B	Total/NA
Nickel	21		4.6	0.31	mg/Kg	1	☼	6010B	Total/NA
Vanadium	25	B	5.7	0.14	mg/Kg	1	☼	6010B	Total/NA
Zinc	220		2.3	1.1	mg/Kg	1	☼	6010B	Total/NA
Arsenic	11		1.1	0.34	mg/Kg	1	☼	6010B	Total/NA
Selenium	0.85		0.57	0.51	mg/Kg	1	☼	6010B	Total/NA
Mercury	0.052	J H	0.12	0.018	mg/Kg	1	☼	7471A	Total/NA

Client: Conestoga-Rovers & Associates, Inc.
Project/Site: 17324-T07, RACER Former MTM

TestAmerica Job ID: 240-6243-3

Client Sample ID: S-017324-112211-TP-071
Date Collected: 11/22/11 00:00
Date Received: 11/23/11 09:45

Lab Sample ID: 240-6243-18
Matrix: Solid
Percent Solids: 76.4

Method: 6010B - Metals (ICP)

Analyte	Result	Qualifier	RL	MDL	Unit	D	Prepared	Analyzed	Dil Fac
Aluminum	10000		23	11	mg/Kg	☼	12/27/11 10:43	12/28/11 12:27	1
Antimony	3.0		1.1	0.44	mg/Kg	☼	12/27/11 10:43	12/28/11 12:27	1
Barium	120	B	23	0.081	mg/Kg	☼	12/27/11 10:43	12/28/11 12:27	1
Beryllium	0.74		0.57	0.049	mg/Kg	☼	12/27/11 10:43	12/28/11 12:27	1
Calcium	35000	B	570	18	mg/Kg	☼	12/27/11 10:43	12/28/11 12:27	1
Cadmium	0.62		0.23	0.041	mg/Kg	☼	12/27/11 10:43	12/28/11 12:27	1
Cobalt	7.4		5.7	0.18	mg/Kg	☼	12/27/11 10:43	12/28/11 12:27	1
Chromium	15		0.57	0.23	mg/Kg	☼	12/27/11 10:43	12/28/11 12:27	1
Copper	25		2.8	0.84	mg/Kg	☼	12/27/11 10:43	12/28/11 12:27	1
Iron	17000		11	5.6	mg/Kg	☼	12/27/11 10:43	12/28/11 12:27	1
Potassium	1200		570	7.1	mg/Kg	☼	12/27/11 10:43	12/28/11 12:27	1
Magnesium	17000	B	570	5.8	mg/Kg	☼	12/27/11 10:43	12/28/11 12:27	1
Manganese	320	B	1.7	0.084	mg/Kg	☼	12/27/11 10:43	12/28/11 12:27	1
Silver	0.57	U	0.57	0.11	mg/Kg	☼	12/27/11 10:43	12/28/11 12:27	1
Sodium	150	J	570	75	mg/Kg	☼	12/27/11 10:43	12/28/11 12:27	1
Nickel	21		4.6	0.31	mg/Kg	☼	12/27/11 10:43	12/28/11 12:27	1
Vanadium	25	B	5.7	0.14	mg/Kg	☼	12/27/11 10:43	12/28/11 12:27	1
Zinc	220		2.3	1.1	mg/Kg	☼	12/27/11 10:43	12/28/11 12:27	1
Arsenic	11		1.1	0.34	mg/Kg	☼	12/27/11 10:43	12/28/11 12:27	1
Selenium	0.85		0.57	0.51	mg/Kg	☼	12/27/11 10:43	12/28/11 12:27	1
Thallium	1.1	U	1.1	0.63	mg/Kg	☼	12/27/11 10:43	12/28/11 12:27	1

Method: 7471A - Mercury (CVAA)

Analyte	Result	Qualifier	RL	MDL	Unit	D	Prepared	Analyzed	Dil Fac
Mercury	0.052	J H	0.12	0.018	mg/Kg	☼	12/27/11 14:10	12/28/11 15:50	1

Method: 6010B - Metals (ICP)

Lab Sample ID: MB 240-28207/1-A
Matrix: Solid
Analysis Batch: 28464

Client Sample ID: Method Blank
Prep Type: Total/NA
Prep Batch: 28207

Analyte	MB Result	MB Qualifier	RL	MDL	Unit	D	Prepared	Analyzed	Dil Fac
Antimony	1.0	U	1.0	0.39	mg/Kg		12/27/11 10:43	12/28/11 10:54	1
Cadmium	0.20	U	0.20	0.036	mg/Kg		12/27/11 10:43	12/28/11 10:54	1
Cobalt	5.0	U	5.0	0.16	mg/Kg		12/27/11 10:43	12/28/11 10:54	1
Chromium	0.50	U	0.50	0.20	mg/Kg		12/27/11 10:43	12/28/11 10:54	1
Copper	2.5	U	2.5	0.74	mg/Kg		12/27/11 10:43	12/28/11 10:54	1
Manganese	0.215	J	1.5	0.074	mg/Kg		12/27/11 10:43	12/28/11 10:54	1
Silver	0.50	U	0.50	0.10	mg/Kg		12/27/11 10:43	12/28/11 10:54	1
Nickel	4.0	U	4.0	0.27	mg/Kg		12/27/11 10:43	12/28/11 10:54	1
Zinc	2.0	U	2.0	1.0	mg/Kg		12/27/11 10:43	12/28/11 10:54	1
Arsenic	1.0	U	1.0	0.30	mg/Kg		12/27/11 10:43	12/28/11 10:54	1
Selenium	0.50	U	0.50	0.45	mg/Kg		12/27/11 10:43	12/28/11 10:54	1
Thallium	1.0	U	1.0	0.55	mg/Kg		12/27/11 10:43	12/28/11 10:54	1

Lab Sample ID: MB 240-28207/1-A
Matrix: Solid
Analysis Batch: 28464

Client Sample ID: Method Blank
Prep Type: Total/NA
Prep Batch: 28207

Analyte	MB Result	MB Qualifier	RL	MDL	Unit	D	Prepared	Analyzed	Dil Fac
Aluminum	20	U	20	9.6	mg/Kg		12/27/11 10:43	12/28/11 16:50	1
Barium	0.124	J	20	0.071	mg/Kg		12/27/11 10:43	12/28/11 16:50	1
Beryllium	0.50	U	0.50	0.043	mg/Kg		12/27/11 10:43	12/28/11 16:50	1
Calcium	27.5	J	500	16	mg/Kg		12/27/11 10:43	12/28/11 16:50	1
Iron	10	U	10	4.9	mg/Kg		12/27/11 10:43	12/28/11 16:50	1
Potassium	500	U	500	6.2	mg/Kg		12/27/11 10:43	12/28/11 16:50	1
Magnesium	5.71	J	500	5.1	mg/Kg		12/27/11 10:43	12/28/11 16:50	1
Sodium	500	U	500	66	mg/Kg		12/27/11 10:43	12/28/11 16:50	1
Vanadium	0.124	J	5.0	0.12	mg/Kg		12/27/11 10:43	12/28/11 16:50	1

Lab Sample ID: LCS 240-28207/2-A
Matrix: Solid
Analysis Batch: 28464

Client Sample ID: Lab Control Sample
Prep Type: Total/NA
Prep Batch: 28207

Analyte	Spike Added	LCS Result	LCS Qualifier	Unit	D	%Rec	%Rec. Limits
Aluminum	200	201		mg/Kg		101	80 - 120
Antimony	50.0	49.8		mg/Kg		100	80 - 120
Barium	200	204		mg/Kg		102	80 - 120
Beryllium	5.00	5.09		mg/Kg		102	80 - 120
Calcium	5000	5040		mg/Kg		101	80 - 120
Cadmium	5.00	5.00		mg/Kg		100	80 - 120
Cobalt	50.0	48.4		mg/Kg		97	80 - 120
Chromium	20.0	19.4		mg/Kg		97	80 - 120
Copper	25.0	24.0		mg/Kg		96	80 - 120
Iron	100	103		mg/Kg		103	80 - 120
Potassium	5000	5010		mg/Kg		100	80 - 120
Magnesium	5000	4990		mg/Kg		100	80 - 120
Manganese	50.0	50.1		mg/Kg		100	80 - 120
Silver	5.00	4.86		mg/Kg		97	80 - 120
Sodium	5000	5000		mg/Kg		100	80 - 120
Nickel	50.0	48.3		mg/Kg		97	80 - 120
Vanadium	50.0	50.7		mg/Kg		101	80 - 120

Method: 6010B - Metals (ICP) (Continued)

Lab Sample ID: LCS 240-28207/2-A
Matrix: Solid
Analysis Batch: 28464

Client Sample ID: Lab Control Sample
Prep Type: Total/NA
Prep Batch: 28207

Analyte	Spike Added	LCS Result	LCS Qualifier	Unit	D	%Rec	%Rec. Limits
Zinc	50.0	49.9		mg/Kg		100	80 - 120
Arsenic	200	198		mg/Kg		99	80 - 120
Selenium	200	198		mg/Kg		99	80 - 120
Thallium	200	191		mg/Kg		95	80 - 120

Method: 7471A - Mercury (CVAA)

Lab Sample ID: MB 240-28226/1-A
Matrix: Solid
Analysis Batch: 28506

Client Sample ID: Method Blank
Prep Type: Total/NA
Prep Batch: 28226

Analyte	MB Result	MB Qualifier	RL	MDL	Unit	D	Prepared	Analyzed	Dil Fac
Mercury	0.10	U	0.10	0.015	mg/Kg		12/27/11 14:10	12/28/11 15:16	1

Lab Sample ID: LCS 240-28226/2-A
Matrix: Solid
Analysis Batch: 28506

Client Sample ID: Lab Control Sample
Prep Type: Total/NA
Prep Batch: 28226

Analyte	Spike Added	LCS Result	LCS Qualifier	Unit	D	%Rec	%Rec. Limits
Mercury	0.833	0.785		mg/Kg		94	73 - 121

QC Association Summary

Client: Conestoga-Rovers & Associates, Inc.
Project/Site: 17324-T07, RACER Former MTM

TestAmerica Job ID: 240-6243-3

Metals

Prep Batch: 28207

Lab Sample ID	Client Sample ID	Prep Type	Matrix	Method	Prep Batch
240-6243-18	S-017324-112211-TP-071	Total/NA	Solid	3050B	
LCS 240-28207/2-A	Lab Control Sample	Total/NA	Solid	3050B	
MB 240-28207/1-A	Method Blank	Total/NA	Solid	3050B	

Prep Batch: 28226

Lab Sample ID	Client Sample ID	Prep Type	Matrix	Method	Prep Batch
240-6243-18	S-017324-112211-TP-071	Total/NA	Solid	7471A	
LCS 240-28226/2-A	Lab Control Sample	Total/NA	Solid	7471A	
MB 240-28226/1-A	Method Blank	Total/NA	Solid	7471A	

Analysis Batch: 28464

Lab Sample ID	Client Sample ID	Prep Type	Matrix	Method	Prep Batch
240-6243-18	S-017324-112211-TP-071	Total/NA	Solid	6010B	28207
LCS 240-28207/2-A	Lab Control Sample	Total/NA	Solid	6010B	28207
MB 240-28207/1-A	Method Blank	Total/NA	Solid	6010B	28207
MB 240-28207/1-A	Method Blank	Total/NA	Solid	6010B	28207

Analysis Batch: 28506

Lab Sample ID	Client Sample ID	Prep Type	Matrix	Method	Prep Batch
240-6243-18	S-017324-112211-TP-071	Total/NA	Solid	7471A	28226
LCS 240-28226/2-A	Lab Control Sample	Total/NA	Solid	7471A	28226
MB 240-28226/1-A	Method Blank	Total/NA	Solid	7471A	28226

General Chemistry

Analysis Batch: 28415

Lab Sample ID	Client Sample ID	Prep Type	Matrix	Method	Prep Batch
240-6243-18	S-017324-112211-TP-071	Total/NA	Solid	Moisture	

Lab Chronicle

Client: Conestoga-Rovers & Associates, Inc.
Project/Site: 17324-T07, RACER Former MTM

TestAmerica Job ID: 240-6243-3

Client Sample ID: S-017324-112211-TP-071
Date Collected: 11/22/11 00:00
Date Received: 11/23/11 09:45

Lab Sample ID: 240-6243-18
Matrix: Solid
Percent Solids: 76.4

Prep Type	Batch Type	Batch Method	Run	Dilution Factor	Batch Number	Prepared or Analyzed	Analyst	Lab
Total/NA	Prep	3050B			28207	12/27/11 10:43	DE	TAL NC
Total/NA	Analysis	6010B		1	28464	12/28/11 12:27	KC	TAL NC
Total/NA	Prep	7471A			28226	12/27/11 14:10	DE	TAL NC
Total/NA	Analysis	7471A		1	28506	12/28/11 15:50	AS	TAL NC
Total/NA	Analysis	Moisture		1	28415	12/28/11 12:43	CN	TAL NC

Laboratory References:

TAL NC = TestAmerica North Canton, 4101 Shuffel Street NW, North Canton, OH 44720, TEL (330)497-9396

Certification Summary

Client: Conestoga-Rovers & Associates, Inc.
Project/Site: 17324-T07, RACER Former MTM

TestAmerica Job ID: 240-6243-3

Laboratory	Authority	Program	EPA Region	Certification ID
TestAmerica North Canton	ACLASS	DoD ELAP		ADE-1437
TestAmerica North Canton	California	NELAC	9	01144CA
TestAmerica North Canton	Connecticut	State Program	1	PH-0590
TestAmerica North Canton	Florida	NELAC	4	E87225
TestAmerica North Canton	Georgia	Georgia EPD	4	N/A
TestAmerica North Canton	Illinois	NELAC	5	200004
TestAmerica North Canton	Kansas	NELAC	7	E-10336
TestAmerica North Canton	Kentucky	State Program	4	58
TestAmerica North Canton	Minnesota	NELAC	5	039-999-348
TestAmerica North Canton	Nevada	State Program	9	OH-000482008A
TestAmerica North Canton	New Jersey	NELAC	2	OH001
TestAmerica North Canton	New York	NELAC	2	10975
TestAmerica North Canton	Ohio	OVAP	5	CL0024
TestAmerica North Canton	Pennsylvania	NELAC	3	68-00340
TestAmerica North Canton	USDA	USDA		P330-11-00328
TestAmerica North Canton	Virginia	NELAC Secondary AB	3	460175
TestAmerica North Canton	West Virginia	West Virginia DEP	3	210
TestAmerica North Canton	Wisconsin	State Program	5	999518190

Accreditation may not be offered or required for all methods and analytes reported in this package. Please contact your project manager for the laboratory's current list of certified methods and analytes.

CONESTOGA-ROVERS & ASSOCIATES

6520 Corporate Drive
Indianapolis, Indiana 46278
(317) 291-7007 phone
(317) 328-2666 fax

CHAIN-OF-CUSTODY RECORD

SHIPPED TO (Laboratory Name): TA - North Canton, OH

REFERENCE NUMBER: 017324-T07

PROJECT NAME: MTM

SAMPLER'S SIGNATURE: [signature] **PRINTED NAME:** Tim Pranger

SEQ. No.	DATE	TIME	SAMPLE IDENTIFICATION No.	SAMPLE MATRIX	No. OF CONTAINERS	PARAMETERS: Total Pb	REMARKS
1	11/22/11	730	S-017324-112211-TP-054	Soil	1		
2		733	-055		1		
3		734	-056		1		
4		745	-057		1		* Hold at Lab
5		940	-058		1		
6		943	-059		2		MS/MSD
7		1024	-060		1		* Hold at Lab
8		1043	-061		1		
9		1046	-062		1		
10		1115	-063		1		* Hold at Lab
11		1245	-064		1		
12		1250	-065		1		
13		1305	-066		1		* Hold at Lab
14		1325	-067		1		
15	11/22/11	1328	S-017324-112211-TP-068	Soil	1		
			TOTAL NUMBER OF CONTAINERS		16		

RELINQUISHED BY: ① [signature]	DATE: 11/22/11 TIME: 1800	RECEIVED BY: ②	DATE: TIME:
RELINQUISHED BY: ②	DATE: TIME:	RECEIVED BY: ③	DATE: TIME:
RELINQUISHED BY: ③	DATE: TIME:	RECEIVED BY: ④	DATE: TIME:

METHOD OF SHIPMENT: FedEx **TRACKING No.** 8754 2216 5359

White -Fully Executed Copy
Yellow -Receiving Laboratory Copy
Pink -Shipper Copy
Goldenrod -Sampler Copy

SAMPLE TEAM: Tim Pranger

RECEIVED FOR LABORATORY BY: [signature] 2682

DATE: 11-23-11 TIME: 0945

400001-00(SOURCE)GN-CO007

12/30/2011

CONESTOGA-ROVERS & ASSOCIATES
6520 Corporate Drive
Indianapolis, Indiana 46278
(317) 291-7007 phone
(317) 328-2666 fax

SHIPPED TO (Laboratory Name): TA- North Canton, OH

CHAIN-OF-CUSTODY RECORD

REFERENCE NUMBER: 017324-707

PROJECT NAME: MTM

SAMPLER'S SIGNATURE: _____ **PRINTED NAME:** Tim Granger

SEQ. No.	DATE	TIME	SAMPLE IDENTIFICATION No.	SAMPLE MATRIX	No. OF CONTAINERS	PARAMETERS: Total Pb	TCL VOCs	TCL SVOCs	TCL PCBs	TAL Metals	REMARKS
1	11/22/11		S-017324-112211-TP-069	Soil	1	X					*Hold at Lab
2			-070		1	X					
3			-071		1	X					
4			-072		1	X					*Hold at Lab
5			-073		6		X	X	X	X	
6			-074		6		X	X	X	X	
7	11/22/11		S-017324-112211-TP-075	Soil	6		X	X	X	X	
			TOTAL NUMBER OF CONTAINERS		22						

RELINQUISHED BY: (1) _____	DATE: 11/22/11 TIME: 1800	RECEIVED BY: (2) _____	DATE: TIME:
RELINQUISHED BY: (2) _____	DATE: TIME:	RECEIVED BY: (3) _____	DATE: TIME:
RELINQUISHED BY: (3) _____	DATE: TIME:	RECEIVED BY: (4) _____	DATE: TIME:

METHOD OF SHIPMENT: FedEx **TRACKING No.** 8754 2216 5359

White -Fully Executed Copy
Yellow -Receiving Laboratory Copy
Pink -Shipper Copy
Goldenrod -Sampler Copy

SAMPLE TEAM: Tim Granger

RECEIVED FOR LABORATORY BY: _____ DATE: 11-23-11 TIME: 0945

2683

400001-00(SOURCE)GN-CO007

TestAmerica Cooler Receipt Form/Narrative **Lot Number:** 6243
North Canton Facility

Client CRA Project _____ By: _____
Cooler Received on 11-23-11 Opened on 11-23-11 (Signature)
FedEx ☑ UPS ☐ DHL ☐ FAS ☐ Stetson ☐ Client Drop Off ☐ TestAmerica Courier ☐ Other _____
TestAmerica Cooler # No # Multiple Coolers ☐ Foam Box ☐ Client Cooler ☐ Other _____

1. Were custody seals on the outside of the cooler(s)? Yes ☑ No ☐ Intact? Yes ☑ No ☐ NA ☐
   If YES, Quantity 2 Quantity Unsalvageable _____
   Were custody seals on the outside of cooler(s) signed and dated? Yes ☑ No ☐ NA ☐
   Were custody seals on the bottle(s)? Yes ☐ No ☑
   If YES, are there any exceptions? _____
2. Shippers' packing slip attached to the cooler(s)? Yes ☑ No ☐
3. Did custody papers accompany the sample(s)? Yes ☑ No ☐ Relinquished by client? Yes ☑ No ☐
4. Were the custody papers signed in the appropriate place? Yes ☑ No ☐
5. Packing material used: Bubble Wrap ☑ Foam ☑ None ☐ Other _____
6. Cooler temperature upon receipt 3.4 °C See back of form for multiple coolers/temps ☐
   METHOD: IR ☑ Other ☐ _____
   COOLANT: Wet Ice ☑ Blue Ice ☐ Dry Ice ☐ Water ☐ None ☐
7. Did all bottles arrive in good condition (Unbroken)? Yes ☑ No ☐
8. Could all bottle labels be reconciled with the COC? Yes ☑ No ☐
9. Were sample(s) at the correct pH upon receipt? Yes ☐ No ☐ NA ☑
10. Were correct bottle(s) used for the test(s) indicated? Yes ☑ No ☐
11. Were air bubbles >6 mm in any VOA vials? Yes ☐ No ☐ NA ☑
12. Sufficient quantity received to perform indicated analyses? Yes ☑ No ☐
13. Was a trip blank present in the cooler(s)? Yes ☐ No ☑ Were VOAs on the COC? Yes ☐ No ☑

Contacted PM _____ Date _____ by _____ via Verbal ☐ Voice Mail ☐ Other ☐
Concerning

14. CHAIN OF CUSTODY

The following discrepancies occurred:

15. SAMPLE CONDITION

Sample(s) _____ were received after the recommended holding time had expired.
Sample(s) _____ were received in a broken container.
Sample(s) _____ were received with bubble >6 mm in diameter. (Notify PM)

16. SAMPLE PRESERVATION

Sample(s) _____ were further preserved in Sample Receiving to meet recommended pH level(s). *Nitric Acid Lot# 110410-HNO_3; Sulfuric Acid Lot# 110410-H_2SO_4; Sodium Hydroxide Lot# 121809 -NaOH; Hydrochloric Acid Lot# 041911-HCl; Sodium Hydroxide and Zinc Acetate Lot#* 100108-*$(CH_3COO)_2ZN$/NaOH.* What time was preservative added to sample(s)? _____

Client ID	pH	Date	Initials

TestAmerica Cooler Receipt Form/Narrative

North Canton Facility

Client ID	pH	Date	Initials

Login Sample Receipt Checklist

Client: Conestoga-Rovers & Associates, Inc.

Job Number: 240-6243-3

Login Number: 6243

List Source: TestAmerica North Canton

List Number: 1

Creator: Sutek, Nick

Question	Answer	Comment
Radioactivity either was not measured or, if measured, is at or below background	N/A	
The cooler's custody seal, if present, is intact.	True	
The cooler or samples do not appear to have been compromised or tampered with.	True	
Samples were received on ice.	True	
Cooler Temperature is acceptable.	True	
Cooler Temperature is recorded.	True	3.4
COC is present.	True	
COC is filled out in ink and legible.	True	
COC is filled out with all pertinent information.	True	
Is the Field Sampler's name present on COC?	True	
There are no discrepancies between the sample IDs on the containers and the COC.	True	
Samples are received within Holding Time.	True	
Sample containers have legible labels.	True	
Containers are not broken or leaking.	True	
Sample collection date/times are provided.	True	
Appropriate sample containers are used.	True	
Sample bottles are completely filled.	True	
Sample Preservation Verified.	True	
There is sufficient vol. for all requested analyses, incl. any requested MS/MSDs	True	
VOA sample vials do not have headspace or bubble is <6mm (1/4") in diameter.	True	
Multiphasic samples are not present.	True	
Samples do not require splitting or compositing.	True	
Residual Chlorine Checked.	N/A	

TestAmerica

THE LEADER IN ENVIRONMENTAL TESTING



ANALYTICAL REPORT

TestAmerica Laboratories, Inc.
TestAmerica North Canton
4101 Shuffel Street NW
North Canton, OH 44720
Tel: (330)497-9396

TestAmerica Job ID: 240-6243-4
Client Project/Site: 17324-T07, RACER Former MTM

For:
Conestoga-Rovers & Associates, Inc.
6520 Corporate Drive
Indianapolis, Indiana 46278

Attn: Mr. Michael Richardson

Denise D Heckler

Authorized for release by:
2/7/2012 11:01:20 AM

Denise Heckler
Project Manager II
denise.heckler@testamericainc.com

LINKS

Review your project results through TotalAccess

Have a Question? Ask The Expert

Visit us at: www.testamericainc.com

This report has been electronically signed and authorized by the signatory. Electronic signature is intended to be the legally binding equivalent of a traditionally handwritten signature.

Results relate only to the items tested and the sample(s) as received by the laboratory.

Table of Contents

Cover Page 1
Table of Contents 2
Definitions/Glossary 3
Case Narrative 4
Method Summary 5
Sample Summary 6
Detection Summary 7
Client Sample Results 8
QC Sample Results 9
QC Association Summary 10
Lab Chronicle 11
Certification Summary 12
Chain of Custody 13
Receipt Checklists 17

Definitions/Glossary

Client: Conestoga-Rovers & Associates, Inc.
Project/Site: 17324-T07, RACER Former MTM

TestAmerica Job ID: 240-6243-4

Qualifiers

Metals

Qualifier	Qualifier Description
U	Indicates the analyte was analyzed for but not detected.

Glossary

Abbreviation	These commonly used abbreviations may or may not be present in this report.
☼	Listed under the "D" column to designate that the result is reported on a dry weight basis
%R	Percent Recovery
CNF	Contains no Free Liquid
DL, RA, RE, IN	Indicates a Dilution, Reanalysis, Re-extraction, or additional Initial metals/anion analysis of the sample
EDL	Estimated Detection Limit
EPA	United States Environmental Protection Agency
MDL	Method Detection Limit
ML	Minimum Level (Dioxin)
ND	Not detected at the reporting limit (or MDL or EDL if shown)
PQL	Practical Quantitation Limit
QC	Quality Control
RL	Reporting Limit
RPD	Relative Percent Difference, a measure of the relative difference between two points
TEF	Toxicity Equivalent Factor (Dioxin)
TEQ	Toxicity Equivalent Quotient (Dioxin)

Job ID: 240-6243-4

Laboratory: TestAmerica North Canton

Narrative

CASE NARRATIVE

Client: Conestoga-Rovers & Associates, Inc.

Project: 17324-T07, RACER Former MTM

Report Number: 240-6243-4

With the exceptions noted as flags or footnotes, standard analytical protocols were followed in the analysis of the samples and no problems were encountered or anomalies observed. In addition all laboratory quality control samples were within established control limits, with any exceptions noted below. Each sample was analyzed to achieve the lowest possible reporting limit within the constraints of the method. In some cases, due to interference or analytes present at high concentrations, samples were diluted. For diluted samples, the reporting limits are adjusted relative to the dilution required.

TestAmerica North Canton attests to the validity of the laboratory data generated by TestAmerica facilities reported herein. All analyses performed by TestAmerica facilities were done using established laboratory SOPs that incorporate QA/QC procedures described in the application methods. TestAmerica's operations groups have reviewed the data for compliance with the laboratory QA/QC plan, and data have been found to be compliant with laboratory protocols unless otherwise noted below.

The test results in this report meet all NELAP requirements for parameters for which accreditation is required or available. Any exceptions to NELAP requirements are noted in this report. Pursuant to NELAP, this report may not be reproduced, except in full, without the written approval of the laboratory.

Calculations are performed before rounding to avoid round-off errors in calculated results.

All holding times were met and proper preservation noted for the methods performed on these samples, unless otherwise detailed in the individual sections below.

All solid sample results are reported on an "as received" basis unless otherwise indicated by the presence of a % solids value in the method header.

This laboratory report is confidential and is intended for the sole use of TestAmerica and its client.

On January 31, 2012, CRA request lead analysis on sample ID: S-017324-112211-TP-072. A revised chain of custody was not provided.

RECEIPT

The samples were received on 11/23/2011; the samples arrived in good condition, properly preserved and on ice. The temperature of the coolers at receipt was 3.4 C.

TOTAL METALS (ICP)

Sample S-017324-112211-TP-072 (240-6243-19) was analyzed for total metals (ICP) in accordance with EPA SW-846 Method 6010B. The samples were prepared on 02/03/2012 and analyzed on 02/06/2012.

No difficulties were encountered during the metals analysis.

All quality control parameters were within the acceptance limits.

Method Summary

Client: Conestoga-Rovers & Associates, Inc.
Project/Site: 17324-T07, RACER Former MTM

TestAmerica Job ID: 240-6243-4

Method	Method Description	Protocol	Laboratory
6010B	Metals (ICP)	SW846	TAL NC
Moisture	Percent Moisture	EPA	TAL NC

Protocol References:

EPA = US Environmental Protection Agency

SW846 = "Test Methods For Evaluating Solid Waste, Physical/Chemical Methods", Third Edition, November 1986 And Its Updates.

Laboratory References:

TAL NC = TestAmerica North Canton, 4101 Shuffel Street NW, North Canton, OH 44720, TEL (330)497-9396

Sample Summary

Client: Conestoga-Rovers & Associates, Inc.
Project/Site: 17324-T07, RACER Former MTM

TestAmerica Job ID: 240-6243-4

Lab Sample ID	Client Sample ID	Matrix	Collected	Received
240-6243-19	S-017324-112211-TP-072	Solid	11/22/11 00:00	11/23/11 09:45

Detection Summary

Client: Conestoga-Rovers & Associates, Inc.
Project/Site: 17324-T07, RACER Former MTM

TestAmerica Job ID: 240-6243-4

Client Sample ID: S-017324-112211-TP-072 — **Lab Sample ID: 240-6243-19**

Analyte	Result	Qualifier	RL	MDL	Unit	Dil Fac	D	Method	Prep Type
Lead	6.9		0.32	0.20	mg/Kg	1	☼	6010B	Total/NA

Client Sample Results

Client: Conestoga-Rovers & Associates, Inc.
Project/Site: 17324-T07, RACER Former MTM

TestAmerica Job ID: 240-6243-4

Client Sample ID: S-017324-112211-TP-072
Date Collected: 11/22/11 00:00
Date Received: 11/23/11 09:45

Lab Sample ID: 240-6243-19
Matrix: Solid
Percent Solids: 87.9

Method: 6010B - Metals (ICP)

Analyte	Result	Qualifier	RL	MDL	Unit	D	Prepared	Analyzed	Dil Fac
Lead	6.9		0.32	0.20	mg/Kg	☼	02/03/12 10:11	02/06/12 10:59	1

Client: Conestoga-Rovers & Associates, Inc.
Project/Site: 17324-T07, RACER Former MTM

TestAmerica Job ID: 240-6243-4

Method: 6010B - Metals (ICP)

Lab Sample ID: MB 240-32591/1-A
Matrix: Solid
Analysis Batch: 32942

Client Sample ID: Method Blank
Prep Type: Total/NA
Prep Batch: 32591

Analyte	MB Result	MB Qualifier	RL	MDL	Unit	D	Prepared	Analyzed	Dil Fac
Lead	0.30	U	0.30	0.19	mg/Kg		02/03/12 10:11	02/06/12 10:16	1

Lab Sample ID: LCS 240-32591/2-A
Matrix: Solid
Analysis Batch: 32942

Client Sample ID: Lab Control Sample
Prep Type: Total/NA
Prep Batch: 32591

Analyte	Spike Added	LCS Result	LCS Qualifier	Unit	D	%Rec	%Rec. Limits
Lead	50.0	49.6		mg/Kg		99	80 - 120

QC Association Summary

Client: Conestoga-Rovers & Associates, Inc.
Project/Site: 17324-T07, RACER Former MTM

TestAmerica Job ID: 240-6243-4

Metals

Prep Batch: 32591

Lab Sample ID	Client Sample ID	Prep Type	Matrix	Method	Prep Batch
240-6243-19	S-017324-112211-TP-072	Total/NA	Solid	3050B	
LCS 240-32591/2-A	Lab Control Sample	Total/NA	Solid	3050B	
MB 240-32591/1-A	Method Blank	Total/NA	Solid	3050B	

Analysis Batch: 32942

Lab Sample ID	Client Sample ID	Prep Type	Matrix	Method	Prep Batch
240-6243-19	S-017324-112211-TP-072	Total/NA	Solid	6010B	32591
LCS 240-32591/2-A	Lab Control Sample	Total/NA	Solid	6010B	32591
MB 240-32591/1-A	Method Blank	Total/NA	Solid	6010B	32591

General Chemistry

Analysis Batch: 32634

Lab Sample ID	Client Sample ID	Prep Type	Matrix	Method	Prep Batch
240-6243-19	S-017324-112211-TP-072	Total/NA	Solid	Moisture	

Lab Chronicle

Client: Conestoga-Rovers & Associates, Inc.
Project/Site: 17324-T07, RACER Former MTM

TestAmerica Job ID: 240-6243-4

Client Sample ID: S-017324-112211-TP-072
Date Collected: 11/22/11 00:00
Date Received: 11/23/11 09:45

Lab Sample ID: 240-6243-19
Matrix: Solid
Percent Solids: 87.9

Prep Type	Batch Type	Batch Method	Run	Dilution Factor	Batch Number	Prepared or Analyzed	Analyst	Lab
Total/NA	Prep	3050B			32591	02/03/12 10:11	DE	TAL NC
Total/NA	Analysis	6010B		1	32942	02/06/12 10:59	KC	TAL NC
Total/NA	Analysis	Moisture		1	32634	02/03/12 12:37	CN	TAL NC

Laboratory References:

TAL NC = TestAmerica North Canton, 4101 Shuffel Street NW, North Canton, OH 44720, TEL (330)497-9396

Certification Summary

Client: Conestoga-Rovers & Associates, Inc.
Project/Site: 17324-T07, RACER Former MTM

TestAmerica Job ID: 240-6243-4

Laboratory	Authority	Program	EPA Region	Certification ID
TestAmerica North Canton	ACLASS	DoD ELAP		ADE-1437
TestAmerica North Canton	California	NELAC	9	01144CA
TestAmerica North Canton	Connecticut	State Program	1	PH-0590
TestAmerica North Canton	Florida	NELAC	4	E87225
TestAmerica North Canton	Georgia	Georgia EPD	4	N/A
TestAmerica North Canton	Illinois	NELAC	5	200004
TestAmerica North Canton	Kansas	NELAC	7	E-10336
TestAmerica North Canton	Kentucky	State Program	4	58
TestAmerica North Canton	Minnesota	NELAC	5	039-999-348
TestAmerica North Canton	Nevada	State Program	9	OH-000482008A
TestAmerica North Canton	New Jersey	NELAC	2	OH001
TestAmerica North Canton	New York	NELAC	2	10975
TestAmerica North Canton	Ohio	OVAP	5	CL0024
TestAmerica North Canton	Pennsylvania	NELAC	3	68-00340
TestAmerica North Canton	USDA	USDA		P330-11-00328
TestAmerica North Canton	Virginia	NELAC Secondary AB	3	460175
TestAmerica North Canton	Washington	State Program	10	C971
TestAmerica North Canton	West Virginia	West Virginia DEP	3	210
TestAmerica North Canton	Wisconsin	State Program	5	999518190

Accreditation may not be offered or required for all methods and analytes reported in this package. Please contact your project manager for the laboratory's current list of certified methods and analytes.

CONESTOGA-ROVERS & ASSOCIATES

6520 Corporate Drive
Indianapolis, Indiana 46278
(317) 291-7007 phone
(317) 328-2666 fax

CHAIN-OF-CUSTODY RECORD

SHIPPED TO (Laboratory Name): TA - North Canton, OH

REFERENCE NUMBER: 017324-T07

PROJECT NAME: MTM

SAMPLER'S SIGNATURE: [signature] **PRINTED NAME:** Tim Pranger

SEQ. No.	DATE	TIME	SAMPLE IDENTIFICATION No.	SAMPLE MATRIX	No. OF CONTAINERS	PARAMETERS: Total Pb	REMARKS
1	11/22/11	730	S-017324-112211-TP-054	Soil	1		
2		733	-055		1		
3		734	-056		1		
4		745	-057		1		* Hold at Lab
5		940	-058		1		
6		943	-059		2		MS/MSD
7		1024	-060		1		* Hold at Lab
8		1043	-061		1		
9		1046	-062		1		
10		1115	-063		1		* Hold at Lab
11		1245	-064		1		
12		1250	-065		1		
13		1305	-066		1		* Hold at Lab
14		1325	-067		1		
15	11/22/11	1328	S-017324-112211-TP-068	Soil	1		
			TOTAL NUMBER OF CONTAINERS		16		

RELINQUISHED BY: ① [signature]	DATE: 11/22/11 TIME: 1800	RECEIVED BY: ②	DATE: TIME:
RELINQUISHED BY: ②	DATE: TIME:	RECEIVED BY: ③	DATE: TIME:
RELINQUISHED BY: ③	DATE: TIME:	RECEIVED BY: ④	DATE: TIME:

METHOD OF SHIPMENT: FedEx **TRACKING No.** 8754 2216 5359

White -Fully Executed Copy
Yellow -Receiving Laboratory Copy
Pink -Shipper Copy
Goldenrod -Sampler Copy

SAMPLE TEAM: Tim Pranger

RECEIVED FOR LABORATORY BY: [signature] 2682

DATE: 11-23-11 TIME: 0945

400001-00(SOURCE)GN-CO007

2/7/2012

CONESTOGA-ROVERS & ASSOCIATES
6520 Corporate Drive
Indianapolis, Indiana 46278
(317) 291-7007 phone
(317) 328-2666 fax

SHIPPED TO (Laboratory Name): TA- North Canton, OH

CHAIN-OF-CUSTODY RECORD

REFERENCE NUMBER: 017324-707

PROJECT NAME: MTM

SAMPLER'S SIGNATURE: _____ **PRINTED NAME:** Tim Granger

SEQ. No.	DATE	TIME	SAMPLE IDENTIFICATION No.	SAMPLE MATRIX	No. OF CONTAINERS	PARAMETERS: Total Pb	TCL VOCs	TCL SVOCs	TCL PCBs	TAL Metals	REMARKS
1	11/22/11		S-017324-112211-TP-069	Soil	1	X					*Hold at Lab
2			-070		1	X					
3			-071		1	X					
4			-072		1	X					*Hold at Lab
5			-073		6		X	X	X	X	
6			-074		6		X	X	X	X	
7	11/22/11		S-017324-112211-TP-075	Soil	6		X	X	X	X	
			TOTAL NUMBER OF CONTAINERS		22						

RELINQUISHED BY: ① _____	DATE: 11/22/11 TIME: 1800	RECEIVED BY: ② _____	DATE: TIME:
RELINQUISHED BY: ② _____	DATE: TIME:	RECEIVED BY: ③ _____	DATE: TIME:
RELINQUISHED BY: ③ _____	DATE: TIME:	RECEIVED BY: ④ _____	DATE: TIME:

METHOD OF SHIPMENT: FedEx **TRACKING No.** 8754 2216 5359

White -Fully Executed Copy
Yellow -Receiving Laboratory Copy
Pink -Shipper Copy
Goldenrod -Sampler Copy

SAMPLE TEAM: Tim Granger

RECEIVED FOR LABORATORY BY: _____ DATE: 11-23-11 TIME: 0945

2683

400001-00(SOURCE)GN-CO007

TestAmerica Cooler Receipt Form/Narrative **Lot Number:** 6243
North Canton Facility

Client CRA Project _____ By: _____
Cooler Received on 11-23-11 Opened on 11-23-11 (Signature)
FedEx ☑ UPS ☐ DHL ☐ FAS ☐ Stetson ☐ Client Drop Off ☐ TestAmerica Courier ☐ Other _____
TestAmerica Cooler # No # Multiple Coolers ☐ Foam Box ☐ Client Cooler ☐ Other _____

1. Were custody seals on the outside of the cooler(s)? Yes ☑ No ☐ Intact? Yes ☑ No ☐ NA ☐
   If YES, Quantity 2 Quantity Unsalvageable _____
   Were custody seals on the outside of cooler(s) signed and dated? Yes ☑ No ☐ NA ☐
   Were custody seals on the bottle(s)? Yes ☐ No ☑
   If YES, are there any exceptions? _____
2. Shippers' packing slip attached to the cooler(s)? Yes ☑ No ☐
3. Did custody papers accompany the sample(s)? Yes ☑ No ☐ Relinquished by client? Yes ☑ No ☐
4. Were the custody papers signed in the appropriate place? Yes ☑ No ☐
5. Packing material used: Bubble Wrap ☑ Foam ☑ None ☐ Other _____
6. Cooler temperature upon receipt 3.4 °C See back of form for multiple coolers/temps ☐
   METHOD: IR ☑ Other ☐ _____
   COOLANT: Wet Ice ☑ Blue Ice ☐ Dry Ice ☐ Water ☐ None ☐
7. Did all bottles arrive in good condition (Unbroken)? Yes ☑ No ☐
8. Could all bottle labels be reconciled with the COC? Yes ☑ No ☐
9. Were sample(s) at the correct pH upon receipt? Yes ☐ No ☐ NA ☑
10. Were correct bottle(s) used for the test(s) indicated? Yes ☑ No ☐
11. Were air bubbles >6 mm in any VOA vials? Yes ☐ No ☐ NA ☑
12. Sufficient quantity received to perform indicated analyses? Yes ☑ No ☐
13. Was a trip blank present in the cooler(s)? Yes ☐ No ☑ Were VOAs on the COC? Yes ☐ No ☑

Contacted PM _____ Date _____ by _____ via Verbal ☐ Voice Mail ☐ Other ☐
Concerning

14. CHAIN OF CUSTODY

The following discrepancies occurred:

15. SAMPLE CONDITION

Sample(s) _____ were received after the recommended holding time had expired.
Sample(s) _____ were received in a broken container.
Sample(s) _____ were received with bubble >6 mm in diameter. (Notify PM)

16. SAMPLE PRESERVATION

Sample(s) _____ were further preserved in Sample Receiving to meet recommended pH level(s). *Nitric Acid Lot# 110410-HNO_3; Sulfuric Acid Lot# 110410-H_2SO_4; Sodium Hydroxide Lot# 121809 -NaOH; Hydrochloric Acid Lot# 041911-HCl; Sodium Hydroxide and Zinc Acetate Lot#* 100108-*$(CH_3COO)_2ZN$/NaOH.* What time was preservative added to sample(s)? _____

Client ID	pH	Date	Initials

TestAmerica Cooler Receipt Form/Narrative

North Canton Facility

Client ID	pH	Date	Initials

Login Sample Receipt Checklist

Client: Conestoga-Rovers & Associates, Inc.

Job Number: 240-6243-4

Login Number: 6243

List Number: 1

Creator: Sutek, Nick

List Source: TestAmerica North Canton

Question	Answer	Comment
Radioactivity either was not measured or, if measured, is at or below background	N/A	
The cooler's custody seal, if present, is intact.	True	
The cooler or samples do not appear to have been compromised or tampered with.	True	
Samples were received on ice.	True	
Cooler Temperature is acceptable.	True	
Cooler Temperature is recorded.	True	3.4
COC is present.	True	
COC is filled out in ink and legible.	True	
COC is filled out with all pertinent information.	True	
Is the Field Sampler's name present on COC?	True	
There are no discrepancies between the sample IDs on the containers and the COC.	True	
Samples are received within Holding Time.	True	
Sample containers have legible labels.	True	
Containers are not broken or leaking.	True	
Sample collection date/times are provided.	True	
Appropriate sample containers are used.	True	
Sample bottles are completely filled.	True	
Sample Preservation Verified.	True	
There is sufficient vol. for all requested analyses, incl. any requested MS/MSDs	True	
VOA sample vials do not have headspace or bubble is <6mm (1/4") in diameter.	True	
Multiphasic samples are not present.	True	
Samples do not require splitting or compositing.	True	
Residual Chlorine Checked.	N/A	

TestAmerica

THE LEADER IN ENVIRONMENTAL TESTING



ANALYTICAL REPORT

TestAmerica Laboratories, Inc.
TestAmerica North Canton
4101 Shuffel Street NW
North Canton, OH 44720
Tel: (330)497-9396

TestAmerica Job ID: 240-6291-1
Client Project/Site: 17324-T07, RACER Former MTM

For:
Conestoga-Rovers & Associates, Inc.
6520 Corporate Drive
Indianapolis, Indiana 46278

Attn: Mr. Michael Richardson

Denise D Heckler

Authorized for release by:
12/12/2011 11:02:21 AM

Denise Heckler
Project Manager II
denise.heckler@testamericainc.com

LINKS

Review your project results through TotalAccess

Have a Question? Ask The Expert

Visit us at: www.testamericainc.com

This report has been electronically signed and authorized by the signatory. Electronic signature is intended to be the legally binding equivalent of a traditionally handwritten signature.

Results relate only to the items tested and the sample(s) as received by the laboratory.

Table of Contents

Cover Page 1
Table of Contents 2
Definitions/Glossary 3
Case Narrative 4
Method Summary 7
Sample Summary 8
Detection Summary 9
Client Sample Results 20
Surrogate Summary 83
QC Sample Results 86
QC Association Summary 106
Lab Chronicle 112
Certification Summary 119
Chain of Custody 120
Receipt Checklists 126

Qualifiers

GC/MS VOA

Qualifier	Qualifier Description
H	Sample was prepped or analyzed beyond the specified holding time
U	Indicates the analyte was analyzed for but not detected.
J	Result is less than the RL but greater than or equal to the MDL and the concentration is an approximate value.
B	Compound was found in the blank and sample.
F	MS or MSD exceeds the control limits
F	RPD of the MS and MSD exceeds the control limits

GC/MS Semi VOA

Qualifier	Qualifier Description
U	Indicates the analyte was analyzed for but not detected.
J	Result is less than the RL but greater than or equal to the MDL and the concentration is an approximate value.
X	Surrogate is outside control limits
E	Result exceeded calibration range.
F	MS or MSD exceeds the control limits

GC Semi VOA

Qualifier	Qualifier Description
U	Indicates the analyte was analyzed for but not detected.
X	Surrogate is outside control limits
J	Result is less than the RL but greater than or equal to the MDL and the concentration is an approximate value.

Metals

Qualifier	Qualifier Description
U	Indicates the analyte was analyzed for but not detected.
B	Compound was found in the blank and sample.
J	Result is less than the RL but greater than or equal to the MDL and the concentration is an approximate value.
L	A negative instrument reading had an absolute value greater than the reporting limit
4	MS, MSD: The analyte present in the original sample is 4 times greater than the matrix spike concentration; therefore, control limits are not applicable.
F	MS or MSD exceeds the control limits

Glossary

Abbreviation	These commonly used abbreviations may or may not be present in this report.
☼	Listed under the "D" column to designate that the result is reported on a dry weight basis
%R	Percent Recovery
CNF	Contains no Free Liquid
DL, RA, RE, IN	Indicates a Dilution, Reanalysis, Re-extraction, or additional Initial metals/anion analysis of the sample
EDL	Estimated Detection Limit
EPA	United States Environmental Protection Agency
MDL	Method Detection Limit
ML	Minimum Level (Dioxin)
ND	Not detected at the reporting limit (or MDL or EDL if shown)
PQL	Practical Quantitation Limit
RL	Reporting Limit
RPD	Relative Percent Difference, a measure of the relative difference between two points
TEF	Toxicity Equivalent Factor (Dioxin)
TEQ	Toxicity Equivalent Quotient (Dioxin)

Job ID: 240-6291-1

Laboratory: TestAmerica North Canton

Narrative

CASE NARRATIVE

Client: Conestoga-Rovers & Associates, Inc.

Project: 17324-T07, RACER Former MTM

Report Number: 240-6291-1

With the exceptions noted as flags or footnotes, standard analytical protocols were followed in the analysis of the samples and no problems were encountered or anomalies observed. In addition all laboratory quality control samples were within established control limits, with any exceptions noted below. Each sample was analyzed to achieve the lowest possible reporting limit within the constraints of the method. In some cases, due to interference or analytes present at high concentrations, samples were diluted. For diluted samples, the reporting limits are adjusted relative to the dilution required.

TestAmerica North Canton attests to the validity of the laboratory data generated by TestAmerica facilities reported herein. All analyses performed by TestAmerica facilities were done using established laboratory SOPs that incorporate QA/QC procedures described in the application methods. TestAmerica's operations groups have reviewed the data for compliance with the laboratory QA/QC plan, and data have been found to be compliant with laboratory protocols unless otherwise noted below.

The test results in this report meet all NELAP requirements for parameters for which accreditation is required or available. Any exceptions to NELAP requirements are noted in this report. Pursuant to NELAP, this report may not be reproduced, except in full, without the written approval of the laboratory.

Calculations are performed before rounding to avoid round-off errors in calculated results.

All holding times were met and proper preservation noted for the methods performed on these samples, unless otherwise detailed in the individual sections below.

All solid sample results are reported on an "as received" basis unless otherwise indicated by the presence of a % solids value in the method header.

This laboratory report is confidential and is intended for the sole use of TestAmerica and its client.

RECEIPT

The samples were received on 11/26/2011; the samples arrived in good condition, properly preserved and on ice. The temperature of the coolers at receipt was 1.6, 2.0, 2.4C.

VOLATILE ORGANIC COMPOUNDS (GC-MS)

Samples S-017324-112311-TP-076 (240-6291-1), S-017324-112311-TP-077 (240-6291-2), S-017324-112311-TP-078 (240-6291-3), S-017324-112311-TP-079 (240-6291-4), S-017324-112311-TP-080 (240-6291-5), S-017324-112311-TP-081 (240-6291-6), S-017324-112311-TP-082 (240-6291-7), S-017324-112311-TP-085 (240-6291-10), S-017324-112311-TP-086 (240-6291-11), S-017324-112311-TP-087 (240-6291-12), S-017324-112311-TP-088 (240-6291-13), S-017324-112311-TP-089 (240-6291-14), S-017324-112311-TP-090 (240-6291-15), S-017324-112311-TP-091 (240-6291-16) and S-017324-112311-TP-092 (240-6291-17) were analyzed for volatile organic compounds (GC-MS) in accordance with EPA SW-846 Method 8260B. The samples were prepared on 11/26/2011 and 11/30/2011 and analyzed on 12/05/2011 and 12/06/2011.

All water preserved terracores were received past the method recommended 48 preservation by freezing holding time. The samples effected are noted in the report with the qualifier H.

m-Xylene & p-Xylene was detected in method blank MB 240-25136/1-A at a level exceeding the reporting limit. If the associated sample reported a result above the MDL and/or RL, the result has been "B" flagged. 1,2,4-Trichlorobenzene was detected in method blank MB 240-25537/6 at a level that was above the method detection limit but below the reporting limit. The value should be considered an

Job ID: 240-6291-1 (Continued)

Laboratory: TestAmerica North Canton (Continued)

estimate, and has been flagged “J”. If the associated sample reported a result above the MDL and/or RL, the result has been “B” flagged.

Several analytes failed the recovery criteria low for the MS/MSD of sample S-017324-112311-TP-078 (240-6291-3) in batch 240-25537. Several analytes exceeded the rpd limit.

The presence of the '4' qualifier in the data indicates analytes where the concentration in the unspiked sample exceeded four times the spiking amount.

Sample S-017324-112311-TP-088 (240-6291-13)[25X] required dilution prior to analysis due to matrix interference. The reporting limits have been adjusted accordingly.

No other difficulties were encountered during the VOCs analyses.

All other quality control parameters were within the acceptance limits.

SEMIVOLATILE ORGANIC COMPOUNDS (GC-MS)

Samples S-017324-112311-TP-076 (240-6291-1), S-017324-112311-TP-077 (240-6291-2), S-017324-112311-TP-078 (240-6291-3), S-017324-112311-TP-079 (240-6291-4), S-017324-112311-TP-080 (240-6291-5), S-017324-112311-TP-081 (240-6291-6), S-017324-112311-TP-082 (240-6291-7), S-017324-112311-TP-085 (240-6291-10), S-017324-112311-TP-086 (240-6291-11), S-017324-112311-TP-087 (240-6291-12), S-017324-112311-TP-088 (240-6291-13), S-017324-112311-TP-089 (240-6291-14), S-017324-112311-TP-090 (240-6291-15), S-017324-112311-TP-091 (240-6291-16) and S-017324-112311-TP-092 (240-6291-17) were analyzed for semivolatile organic compounds (GC-MS) in accordance with EPA SW-846 Method 8270C. The samples were prepared on 11/29/2011 and analyzed on 12/01/2011, 12/02/2011, 12/05/2011 and 12/06/2011.

Surrogates are added during the extraction process prior to dilution. When the sample is diluted, surrogate recoveries are diluted out and no corrective action is required.

2,4,6-Tribromophenol (Surr), Nitrobenzene-d5 (Surr) and Phenol-d5 (Surr) failed the surrogate recovery criteria low for S-017324-112311-TP-087 (240-6291-12). 2,4,6-Tribromophenol (Surr) failed the surrogate recovery criteria low for S-017324-112311-TP-091 (240-6291-16).

Several analytes failed the recovery criteria low for the MS/MSD of sample S-017324-112311-TP-078 (240-6291-3) in batch 240-25162.

Samples S-017324-112311-TP-087 (240-6291-12)[50X], S-017324-112311-TP-089 (240-6291-14)[10X], S-017324-112311-TP-089 (240-6291-14)[25X] and S-017324-112311-TP-091 (240-6291-16)[10X] required dilution prior to analysis due to matrix interference. The reporting limits have been adjusted accordingly. The surrogates are considered diluted out.

No other difficulties were encountered during the SVOC analyses.

All other quality control parameters were within the acceptance limits.

POLYCHLORINATED BIPHENYLS (PCBS)

Samples S-017324-112311-TP-076 (240-6291-1), S-017324-112311-TP-077 (240-6291-2), S-017324-112311-TP-078 (240-6291-3), S-017324-112311-TP-079 (240-6291-4), S-017324-112311-TP-080 (240-6291-5), S-017324-112311-TP-081 (240-6291-6), S-017324-112311-TP-082 (240-6291-7), S-017324-112311-TP-083 (240-6291-8), S-017324-112311-TP-084 (240-6291-9), S-017324-112311-TP-085 (240-6291-10), S-017324-112311-TP-086 (240-6291-11), S-017324-112311-TP-087 (240-6291-12), S-017324-112311-TP-088 (240-6291-13), S-017324-112311-TP-089 (240-6291-14), S-017324-112311-TP-090 (240-6291-15), S-017324-112311-TP-091 (240-6291-16) and S-017324-112311-TP-092 (240-6291-17) were analyzed for polychlorinated biphenyls (PCBs) in accordance with EPA SW-846 Method 8082. The samples were prepared on 11/28/2011 and 11/30/2011 and analyzed on 11/30/2011 and 12/02/2011.

Surrogates are added during the extraction process prior to dilution. When the sample dilution is 5X or greater, surrogate recoveries are diluted out and no corrective action is required.

DCB Decachlorobiphenyl and Tetrachloro-m-xylene failed the surrogate recovery criteria low for S-017324-112311-TP-087 (240-6291-12).

Job ID: 240-6291-1 (Continued)

Laboratory: TestAmerica North Canton (Continued)

Sample S-017324-112311-TP-087 (240-6291-12)[10X] required dilution prior to analysis due to matrix interference. The reporting limits have been adjusted accordingly. The surrogates are considered diluted out.

All samples required a tetrabutylammonium sulfite (TBA) clean-up to reduce matrix interferences caused by sulfur.

No other difficulties were encountered during the PCBs analyses.

All other quality control parameters were within the acceptance limits.

TOTAL METALS (ICP)

Samples S-017324-112311-TP-076 (240-6291-1), S-017324-112311-TP-077 (240-6291-2), S-017324-112311-TP-078 (240-6291-3), S-017324-112311-TP-079 (240-6291-4), S-017324-112311-TP-080 (240-6291-5), S-017324-112311-TP-081 (240-6291-6), S-017324-112311-TP-082 (240-6291-7), S-017324-112311-TP-083 (240-6291-8), S-017324-112311-TP-084 (240-6291-9), S-017324-112311-TP-085 (240-6291-10), S-017324-112311-TP-086 (240-6291-11), S-017324-112311-TP-087 (240-6291-12), S-017324-112311-TP-088 (240-6291-13), S-017324-112311-TP-089 (240-6291-14), S-017324-112311-TP-090 (240-6291-15), S-017324-112311-TP-091 (240-6291-16) and S-017324-112311-TP-092 (240-6291-17) were analyzed for total metals (ICP) in accordance with EPA SW-846 Method 6010B. The samples were prepared on 11/29/2011 and 11/30/2011 and analyzed on 11/30/2011, 12/01/2011 and 12/02/2011.

Several analytes were detected in method blank MB 240-24899/1-A at levels that were above the method detection limit but below the reporting limit. The values should be considered estimates, and have been flagged “J”. If the associated sample reported a result above the MDL and/or RL, the result has been “B” flagged. Several analytes were detected in method blank MB 240-25054/1-A at levels that were above the method detection limit but below the reporting limit. The values should be considered estimates, and have been flagged “J”. If the associated sample reported a result above the MDL and/or RL, the result has been “B” flagged.

Antimony, Calcium, Iron and Manganese failed the recovery criteria low for the MS of sample S-017324-112311-TP-078MS (240-6291-3) in batch 240-25145. Aluminum and Magnesium failed the recovery criteria high.

Antimony, Calcium and Iron failed the recovery criteria low for the MSD of sample S-017324-112311-TP-078MSD (240-6291-3) in batch 240-25145. Aluminum failed the recovery criteria high.

Samples S-017324-112311-TP-082 (240-6291-7)[5X], S-017324-112311-TP-086 (240-6291-11)[5X], S-017324-112311-TP-087 (240-6291-12)[5X], S-017324-112311-TP-088 (240-6291-13)[5X], S-017324-112311-TP-089 (240-6291-14)[5X], S-017324-112311-TP-090 (240-6291-15)[5X] and S-017324-112311-TP-092 (240-6291-17)[5X] required dilution prior to analysis. The reporting limits have been adjusted accordingly.

No other difficulties were encountered during the metals analyses.

All other quality control parameters were within the acceptance limits.

TOTAL MERCURY

Samples S-017324-112311-TP-076 (240-6291-1), S-017324-112311-TP-077 (240-6291-2), S-017324-112311-TP-078 (240-6291-3), S-017324-112311-TP-079 (240-6291-4), S-017324-112311-TP-080 (240-6291-5), S-017324-112311-TP-081 (240-6291-6), S-017324-112311-TP-082 (240-6291-7), S-017324-112311-TP-083 (240-6291-8), S-017324-112311-TP-084 (240-6291-9), S-017324-112311-TP-085 (240-6291-10), S-017324-112311-TP-086 (240-6291-11), S-017324-112311-TP-087 (240-6291-12), S-017324-112311-TP-088 (240-6291-13), S-017324-112311-TP-089 (240-6291-14), S-017324-112311-TP-090 (240-6291-15), S-017324-112311-TP-091 (240-6291-16) and S-017324-112311-TP-092 (240-6291-17) were analyzed for total mercury in accordance with EPA SW-846 Method 7471A. The samples were prepared on 11/29/2011 and 11/30/2011 and analyzed on 11/30/2011.

No difficulties were encountered during the mercury analyses.

All quality control parameters were within the acceptance limits.

Method Summary

Client: Conestoga-Rovers & Associates, Inc.
Project/Site: 17324-T07, RACER Former MTM

TestAmerica Job ID: 240-6291-1

Method	Method Description	Protocol	Laboratory
8260B	Volatile Organic Compounds (GC/MS)	SW846	TAL NC
8270C	Semivolatile Organic Compounds (GC/MS)	SW846	TAL NC
8082	Polychlorinated Biphenyls (PCBs) by Gas Chromatography	SW846	TAL NC
6010B	Metals (ICP)	SW846	TAL NC
7471A	Mercury (CVAA)	SW846	TAL NC
Moisture	Percent Moisture	EPA	TAL NC

Protocol References:

EPA = US Environmental Protection Agency

SW846 = "Test Methods For Evaluating Solid Waste, Physical/Chemical Methods", Third Edition, November 1986 And Its Updates.

Laboratory References:

TAL NC = TestAmerica North Canton, 4101 Shuffel Street NW, North Canton, OH 44720, TEL (330)497-9396

Sample Summary

Client: Conestoga-Rovers & Associates, Inc.
Project/Site: 17324-T07, RACER Former MTM

TestAmerica Job ID: 240-6291-1

Lab Sample ID	Client Sample ID	Matrix	Collected	Received
240-6291-1	S-017324-112311-TP-076	Solid	11/23/11 07:55	11/26/11 09:45
240-6291-2	S-017324-112311-TP-077	Solid	11/23/11 08:25	11/26/11 09:45
240-6291-3	S-017324-112311-TP-078	Solid	11/23/11 08:55	11/26/11 09:45
240-6291-4	S-017324-112311-TP-079	Solid	11/23/11 09:45	11/26/11 09:45
240-6291-5	S-017324-112311-TP-080	Solid	11/23/11 09:55	11/26/11 09:45
240-6291-6	S-017324-112311-TP-081	Solid	11/23/11 10:25	11/26/11 09:45
240-6291-7	S-017324-112311-TP-082	Solid	11/23/11 10:35	11/26/11 09:45
240-6291-8	S-017324-112311-TP-083	Solid	11/23/11 10:57	11/26/11 09:45
240-6291-9	S-017324-112311-TP-084	Solid	11/23/11 11:04	11/26/11 09:45
240-6291-10	S-017324-112311-TP-085	Solid	11/23/11 11:34	11/26/11 09:45
240-6291-11	S-017324-112311-TP-086	Solid	11/23/11 11:45	11/26/11 09:45
240-6291-12	S-017324-112311-TP-087	Solid	11/23/11 13:30	11/26/11 09:45
240-6291-13	S-017324-112311-TP-088	Solid	11/23/11 13:40	11/26/11 09:45
240-6291-14	S-017324-112311-TP-089	Solid	11/23/11 14:10	11/26/11 09:45
240-6291-15	S-017324-112311-TP-090	Solid	11/23/11 14:20	11/26/11 09:45
240-6291-16	S-017324-112311-TP-091	Solid	11/23/11 14:45	11/26/11 09:45
240-6291-17	S-017324-112311-TP-092	Solid	11/23/11 14:55	11/26/11 09:45

Client Sample ID: S-017324-112311-TP-076

Lab Sample ID: 240-6291-1

Analyte	Result	Qualifier	RL	MDL	Unit	Dil Fac	D	Method	Prep Type
1,1-Dichloroethane	0.17	J H	2.3	0.17	ug/Kg	1	☼	8260B	Total/NA
1,2-Dichloroethane	1.3	J H	2.3	0.16	ug/Kg	1	☼	8260B	Total/NA
Toluene	0.42	J H	2.3	0.13	ug/Kg	1	☼	8260B	Total/NA
Trichloroethene	7.2	H	2.3	0.19	ug/Kg	1	☼	8260B	Total/NA
Benzo[g,h,i]perylene	10		7.7	3.8	ug/Kg	1	☼	8270C	Total/NA
Bis(2-ethylhexyl) phthalate	27	J	57	22	ug/Kg	1	☼	8270C	Total/NA
Pyrene	12		7.7	3.8	ug/Kg	1	☼	8270C	Total/NA
Aluminum	6700		16	7.6	mg/Kg	1	☼	6010B	Total/NA
Barium	90	B	16	0.056	mg/Kg	1	☼	6010B	Total/NA
Beryllium	0.22	J	0.40	0.034	mg/Kg	1	☼	6010B	Total/NA
Calcium	35000	B	400	13	mg/Kg	1	☼	6010B	Total/NA
Cadmium	0.22		0.16	0.029	mg/Kg	1	☼	6010B	Total/NA
Cobalt	7.1		4.0	0.13	mg/Kg	1	☼	6010B	Total/NA
Chromium	11		0.40	0.16	mg/Kg	1	☼	6010B	Total/NA
Copper	15		2.0	0.59	mg/Kg	1	☼	6010B	Total/NA
Iron	14000	B	7.9	3.9	mg/Kg	1	☼	6010B	Total/NA
Potassium	1500	B	400	4.9	mg/Kg	1	☼	6010B	Total/NA
Magnesium	40000	B	400	4.0	mg/Kg	1	☼	6010B	Total/NA
Manganese	290	B	1.2	0.059	mg/Kg	1	☼	6010B	Total/NA
Sodium	110	J	400	52	mg/Kg	1	☼	6010B	Total/NA
Nickel	16		3.2	0.21	mg/Kg	1	☼	6010B	Total/NA
Vanadium	16		4.0	0.095	mg/Kg	1	☼	6010B	Total/NA
Zinc	38		1.6	0.79	mg/Kg	1	☼	6010B	Total/NA
Arsenic	5.4		0.79	0.24	mg/Kg	1	☼	6010B	Total/NA
Lead	7.7		0.24	0.15	mg/Kg	1	☼	6010B	Total/NA
Thallium	0.73	J	0.79	0.44	mg/Kg	1	☼	6010B	Total/NA
Mercury	0.013	J	0.079	0.012	mg/Kg	1	☼	7471A	Total/NA

Client Sample ID: S-017324-112311-TP-077

Lab Sample ID: 240-6291-2

Analyte	Result	Qualifier	RL	MDL	Unit	Dil Fac	D	Method	Prep Type
Carbon tetrachloride	0.37	J H	2.4	0.18	ug/Kg	1	☼	8260B	Total/NA
Chloroform	0.30	J H	2.4	0.14	ug/Kg	1	☼	8260B	Total/NA
1,2-Dichloroethane	0.80	J H	2.4	0.16	ug/Kg	1	☼	8260B	Total/NA
Toluene	0.31	J H	2.4	0.13	ug/Kg	1	☼	8260B	Total/NA
Trichloroethene	1.0	J H	2.4	0.20	ug/Kg	1	☼	8260B	Total/NA
Benzo[a]pyrene	5.2	J	8.4	4.1	ug/Kg	1	☼	8270C	Total/NA
Benzo[b]fluoranthene	9.8		8.4	4.1	ug/Kg	1	☼	8270C	Total/NA
Fluoranthene	7.8	J	8.4	4.1	ug/Kg	1	☼	8270C	Total/NA
Indeno[1,2,3-cd]pyrene	17		8.4	4.1	ug/Kg	1	☼	8270C	Total/NA
Pyrene	7.6	J	8.4	4.1	ug/Kg	1	☼	8270C	Total/NA
Aluminum	10000		18	8.7	mg/Kg	1	☼	6010B	Total/NA
Antimony	0.70	J	0.90	0.35	mg/Kg	1	☼	6010B	Total/NA
Barium	100	B	18	0.064	mg/Kg	1	☼	6010B	Total/NA
Beryllium	0.45		0.45	0.039	mg/Kg	1	☼	6010B	Total/NA
Calcium	33000	B	450	14	mg/Kg	1	☼	6010B	Total/NA
Cadmium	0.37		0.18	0.033	mg/Kg	1	☼	6010B	Total/NA
Cobalt	7.3		4.5	0.14	mg/Kg	1	☼	6010B	Total/NA
Chromium	19		0.45	0.18	mg/Kg	1	☼	6010B	Total/NA
Copper	45		2.3	0.67	mg/Kg	1	☼	6010B	Total/NA
Iron	21000	B	9.0	4.4	mg/Kg	1	☼	6010B	Total/NA
Potassium	1100	B	450	5.6	mg/Kg	1	☼	6010B	Total/NA
Magnesium	17000	B	450	4.6	mg/Kg	1	☼	6010B	Total/NA
Manganese	290	B	1.4	0.067	mg/Kg	1	☼	6010B	Total/NA

Client Sample ID: S-017324-112311-TP-077 (Continued)

Lab Sample ID: 240-6291-2

Analyte	Result	Qualifier	RL	MDL	Unit	Dil Fac	D	Method	Prep Type
Nickel	25		3.6	0.24	mg/Kg	1	☼	6010B	Total/NA
Vanadium	24		4.5	0.11	mg/Kg	1	☼	6010B	Total/NA
Zinc	74		1.8	0.90	mg/Kg	1	☼	6010B	Total/NA
Arsenic	9.3		0.90	0.27	mg/Kg	1	☼	6010B	Total/NA
Lead	130		0.27	0.17	mg/Kg	1	☼	6010B	Total/NA
Thallium	0.93		0.90	0.50	mg/Kg	1	☼	6010B	Total/NA
Mercury	0.025	J	0.11	0.016	mg/Kg	1	☼	7471A	Total/NA

Client Sample ID: S-017324-112311-TP-078

Lab Sample ID: 240-6291-3

Analyte	Result	Qualifier	RL	MDL	Unit	Dil Fac	D	Method	Prep Type
1,2-Dichloroethane	1.3	J H	2.2	0.15	ug/Kg	1	☼	8260B	Total/NA
Toluene	0.49	J H	2.2	0.12	ug/Kg	1	☼	8260B	Total/NA
Benzo[g,h,i]perylene	8.3		7.6	3.7	ug/Kg	1	☼	8270C	Total/NA
Bis(2-ethylhexyl) phthalate	41	J	57	22	ug/Kg	1	☼	8270C	Total/NA
Chrysene	20		7.6	1.2	ug/Kg	1	☼	8270C	Total/NA
Pyrene	9.8		7.6	3.7	ug/Kg	1	☼	8270C	Total/NA
Aluminum	6700		22	10	mg/Kg	1	☼	6010B	Total/NA
Antimony	0.66	J	1.1	0.42	mg/Kg	1	☼	6010B	Total/NA
Barium	41	B	22	0.077	mg/Kg	1	☼	6010B	Total/NA
Beryllium	0.25	J	0.54	0.047	mg/Kg	1	☼	6010B	Total/NA
Calcium	49000	B	540	17	mg/Kg	1	☼	6010B	Total/NA
Cadmium	0.24		0.22	0.039	mg/Kg	1	☼	6010B	Total/NA
Cobalt	7.4		5.4	0.17	mg/Kg	1	☼	6010B	Total/NA
Chromium	11		0.54	0.22	mg/Kg	1	☼	6010B	Total/NA
Copper	16		2.7	0.81	mg/Kg	1	☼	6010B	Total/NA
Iron	15000	B	11	5.3	mg/Kg	1	☼	6010B	Total/NA
Potassium	1600	B	540	6.8	mg/Kg	1	☼	6010B	Total/NA
Magnesium	38000	B	540	5.6	mg/Kg	1	☼	6010B	Total/NA
Manganese	310	B	1.6	0.081	mg/Kg	1	☼	6010B	Total/NA
Sodium	86	J	540	72	mg/Kg	1	☼	6010B	Total/NA
Nickel	19		4.4	0.29	mg/Kg	1	☼	6010B	Total/NA
Vanadium	16		5.4	0.13	mg/Kg	1	☼	6010B	Total/NA
Zinc	41		2.2	1.1	mg/Kg	1	☼	6010B	Total/NA
Arsenic	4.6		1.1	0.33	mg/Kg	1	☼	6010B	Total/NA
Lead	9.2		0.33	0.21	mg/Kg	1	☼	6010B	Total/NA
Thallium	0.84	J	1.1	0.60	mg/Kg	1	☼	6010B	Total/NA

Client Sample ID: S-017324-112311-TP-079

Lab Sample ID: 240-6291-4

Analyte	Result	Qualifier	RL	MDL	Unit	Dil Fac	D	Method	Prep Type
Acetone	19	H	10	3.3	ug/Kg	1	☼	8260B	Total/NA
2-Butanone (MEK)	2.1	J H	10	0.72	ug/Kg	1	☼	8260B	Total/NA
Carbon disulfide	0.33	J H	2.6	0.23	ug/Kg	1	☼	8260B	Total/NA
1,2-Dichloroethane	0.79	J H	2.6	0.18	ug/Kg	1	☼	8260B	Total/NA
Toluene	0.28	J H	2.6	0.14	ug/Kg	1	☼	8260B	Total/NA
2-Methylnaphthalene	10		8.6	4.3	ug/Kg	1	☼	8270C	Total/NA
Bis(2-ethylhexyl) phthalate	29	J	65	25	ug/Kg	1	☼	8270C	Total/NA
Phenanthrene	5.8	J	8.6	4.3	ug/Kg	1	☼	8270C	Total/NA
Aroclor-1248	180		43	22	ug/Kg	1	☼	8082	Total/NA
Aluminum	21000		25	12	mg/Kg	1	☼	6010B	Total/NA
Barium	120	B	25	0.088	mg/Kg	1	☼	6010B	Total/NA
Beryllium	0.43	J	0.62	0.053	mg/Kg	1	☼	6010B	Total/NA
Calcium	4000	B	620	20	mg/Kg	1	☼	6010B	Total/NA

Client Sample ID: S-017324-112311-TP-079 (Continued)

Lab Sample ID: 240-6291-4

Analyte	Result	Qualifier	RL	MDL	Unit	Dil Fac	D	Method	Prep Type
Cadmium	0.15	J	0.25	0.045	mg/Kg	1	☼	6010B	Total/NA
Cobalt	9.4		6.2	0.20	mg/Kg	1	☼	6010B	Total/NA
Chromium	23		0.62	0.25	mg/Kg	1	☼	6010B	Total/NA
Copper	23		3.1	0.92	mg/Kg	1	☼	6010B	Total/NA
Iron	28000	B	12	6.1	mg/Kg	1	☼	6010B	Total/NA
Potassium	1000	B	620	7.7	mg/Kg	1	☼	6010B	Total/NA
Magnesium	4500	B	620	6.3	mg/Kg	1	☼	6010B	Total/NA
Manganese	440	B	1.9	0.092	mg/Kg	1	☼	6010B	Total/NA
Sodium	240	J	620	82	mg/Kg	1	☼	6010B	Total/NA
Nickel	18		5.0	0.34	mg/Kg	1	☼	6010B	Total/NA
Vanadium	37		6.2	0.15	mg/Kg	1	☼	6010B	Total/NA
Zinc	58		2.5	1.2	mg/Kg	1	☼	6010B	Total/NA
Arsenic	9.8		1.2	0.37	mg/Kg	1	☼	6010B	Total/NA
Lead	16		0.37	0.24	mg/Kg	1	☼	6010B	Total/NA
Thallium	0.74	J	1.2	0.68	mg/Kg	1	☼	6010B	Total/NA
Mercury	0.052	J	0.12	0.017	mg/Kg	1	☼	7471A	Total/NA

Client Sample ID: S-017324-112311-TP-080

Lab Sample ID: 240-6291-5

Analyte	Result	Qualifier	RL	MDL	Unit	Dil Fac	D	Method	Prep Type
1,2-Dichloroethane	1.9	J H	2.1	0.14	ug/Kg	1	☼	8260B	Total/NA
Toluene	0.58	J H	2.1	0.11	ug/Kg	1	☼	8260B	Total/NA
Bis(2-ethylhexyl) phthalate	27	J	58	22	ug/Kg	1	☼	8270C	Total/NA
Aluminum	7200		19	9.1	mg/Kg	1	☼	6010B	Total/NA
Barium	76	B	19	0.067	mg/Kg	1	☼	6010B	Total/NA
Beryllium	0.27	J	0.48	0.041	mg/Kg	1	☼	6010B	Total/NA
Calcium	42000	B	480	15	mg/Kg	1	☼	6010B	Total/NA
Cadmium	0.23		0.19	0.034	mg/Kg	1	☼	6010B	Total/NA
Cobalt	7.7		4.8	0.15	mg/Kg	1	☼	6010B	Total/NA
Chromium	11		0.48	0.19	mg/Kg	1	☼	6010B	Total/NA
Copper	17		2.4	0.70	mg/Kg	1	☼	6010B	Total/NA
Iron	16000	B	9.5	4.7	mg/Kg	1	☼	6010B	Total/NA
Potassium	1500	B	480	5.9	mg/Kg	1	☼	6010B	Total/NA
Magnesium	40000	B	480	4.8	mg/Kg	1	☼	6010B	Total/NA
Manganese	360	B	1.4	0.070	mg/Kg	1	☼	6010B	Total/NA
Sodium	85	J	480	63	mg/Kg	1	☼	6010B	Total/NA
Nickel	19		3.8	0.26	mg/Kg	1	☼	6010B	Total/NA
Vanadium	17		4.8	0.11	mg/Kg	1	☼	6010B	Total/NA
Zinc	42		1.9	0.95	mg/Kg	1	☼	6010B	Total/NA
Arsenic	6.2		0.95	0.29	mg/Kg	1	☼	6010B	Total/NA
Lead	8.3		0.29	0.18	mg/Kg	1	☼	6010B	Total/NA
Thallium	1.2		0.95	0.52	mg/Kg	1	☼	6010B	Total/NA
Mercury	0.015	J	0.097	0.015	mg/Kg	1	☼	7471A	Total/NA

Client Sample ID: S-017324-112311-TP-081

Lab Sample ID: 240-6291-6

Analyte	Result	Qualifier	RL	MDL	Unit	Dil Fac	D	Method	Prep Type
Methylene Chloride	26	J	77	24	ug/Kg	1	☼	8260B	Total/NA
Isopropylbenzene	6.4	J	77	2.0	ug/Kg	1	☼	8260B	Total/NA
Methyl acetate	11	J	150	7.7	ug/Kg	1	☼	8260B	Total/NA
Methylcyclohexane	8.2	J	150	3.7	ug/Kg	1	☼	8260B	Total/NA
Bis(2-ethylhexyl) phthalate	62		56	21	ug/Kg	1	☼	8270C	Total/NA
Fluoranthene	9.2		7.5	3.7	ug/Kg	1	☼	8270C	Total/NA
Pyrene	9.1		7.5	3.7	ug/Kg	1	☼	8270C	Total/NA

Client Sample ID: S-017324-112311-TP-081 (Continued)

Lab Sample ID: 240-6291-6

Analyte	Result	Qualifier	RL	MDL	Unit	Dil Fac	D	Method	Prep Type
Aluminum	4700		16	7.5	mg/Kg	1	☼	6010B	Total/NA
Barium	39	B	16	0.056	mg/Kg	1	☼	6010B	Total/NA
Beryllium	0.19	J	0.39	0.034	mg/Kg	1	☼	6010B	Total/NA
Calcium	36000	B	390	13	mg/Kg	1	☼	6010B	Total/NA
Cadmium	0.31		0.16	0.028	mg/Kg	1	☼	6010B	Total/NA
Cobalt	4.8		3.9	0.13	mg/Kg	1	☼	6010B	Total/NA
Chromium	7.9		0.39	0.16	mg/Kg	1	☼	6010B	Total/NA
Copper	14		2.0	0.58	mg/Kg	1	☼	6010B	Total/NA
Iron	11000	B	7.8	3.8	mg/Kg	1	☼	6010B	Total/NA
Potassium	820	B	390	4.8	mg/Kg	1	☼	6010B	Total/NA
Magnesium	44000	B	390	4.0	mg/Kg	1	☼	6010B	Total/NA
Manganese	260	B	1.2	0.058	mg/Kg	1	☼	6010B	Total/NA
Sodium	150	J	390	52	mg/Kg	1	☼	6010B	Total/NA
Nickel	14		3.1	0.21	mg/Kg	1	☼	6010B	Total/NA
Vanadium	14		3.9	0.094	mg/Kg	1	☼	6010B	Total/NA
Zinc	39		1.6	0.78	mg/Kg	1	☼	6010B	Total/NA
Arsenic	5.4		0.78	0.23	mg/Kg	1	☼	6010B	Total/NA
Lead	6.2		0.23	0.15	mg/Kg	1	☼	6010B	Total/NA
Thallium	1.2		0.78	0.43	mg/Kg	1	☼	6010B	Total/NA
Mercury	0.014	J	0.084	0.013	mg/Kg	1	☼	7471A	Total/NA

Client Sample ID: S-017324-112311-TP-082

Lab Sample ID: 240-6291-7

Analyte	Result	Qualifier	RL	MDL	Unit	Dil Fac	D	Method	Prep Type
Acetone	10	H	8.9	2.8	ug/Kg	1	☼	8260B	Total/NA
2-Butanone (MEK)	1.7	J H	8.9	0.62	ug/Kg	1	☼	8260B	Total/NA
1,2-Dichloroethane	1.4	J H	2.2	0.15	ug/Kg	1	☼	8260B	Total/NA
Toluene	0.50	J H	2.2	0.12	ug/Kg	1	☼	8260B	Total/NA
Benzo[g,h,i]perylene	5.7	J	7.6	3.8	ug/Kg	1	☼	8270C	Total/NA
Bis(2-ethylhexyl) phthalate	100		57	22	ug/Kg	1	☼	8270C	Total/NA
Fluoranthene	7.4	J	7.6	3.8	ug/Kg	1	☼	8270C	Total/NA
Pyrene	7.7		7.6	3.8	ug/Kg	1	☼	8270C	Total/NA
Aroclor-1248	19	J	38	19	ug/Kg	1	☼	8082	Total/NA
Aluminum	6000		22	10	mg/Kg	1	☼	6010B	Total/NA
Barium	74	B	22	0.077	mg/Kg	1	☼	6010B	Total/NA
Beryllium	0.32	J	0.54	0.046	mg/Kg	1	☼	6010B	Total/NA
Calcium	120000	B	2700	86	mg/Kg	5	☼	6010B	Total/NA
Cadmium	0.14	J	0.22	0.039	mg/Kg	1	☼	6010B	Total/NA
Cobalt	6.0		5.4	0.17	mg/Kg	1	☼	6010B	Total/NA
Chromium	10		0.54	0.22	mg/Kg	1	☼	6010B	Total/NA
Copper	14		2.7	0.80	mg/Kg	1	☼	6010B	Total/NA
Iron	13000		11	5.3	mg/Kg	1	☼	6010B	Total/NA
Potassium	1300	B	540	6.7	mg/Kg	1	☼	6010B	Total/NA
Magnesium	45000	B	540	5.5	mg/Kg	1	☼	6010B	Total/NA
Manganese	260	B	1.6	0.080	mg/Kg	1	☼	6010B	Total/NA
Sodium	230	J	540	71	mg/Kg	1	☼	6010B	Total/NA
Nickel	16		4.3	0.29	mg/Kg	1	☼	6010B	Total/NA
Vanadium	14		5.4	0.13	mg/Kg	1	☼	6010B	Total/NA
Zinc	38		2.2	1.1	mg/Kg	1	☼	6010B	Total/NA
Arsenic	4.9		1.1	0.32	mg/Kg	1	☼	6010B	Total/NA
Lead	7.2		0.32	0.20	mg/Kg	1	☼	6010B	Total/NA

Client Sample ID: S-017324-112311-TP-083

Lab Sample ID: 240-6291-8

Client Sample ID: S-017324-112311-TP-083 (Continued)

Lab Sample ID: 240-6291-8

Analyte	Result	Qualifier	RL	MDL	Unit	Dil Fac	D	Method	Prep Type
Aroclor-1248	38	J	42	22	ug/Kg	1	☼	8082	Total/NA
Aluminum	11000		23	11	mg/Kg	1	☼	6010B	Total/NA
Barium	150	B	23	0.082	mg/Kg	1	☼	6010B	Total/NA
Beryllium	0.99		0.58	0.050	mg/Kg	1	☼	6010B	Total/NA
Calcium	19000	B	580	18	mg/Kg	1	☼	6010B	Total/NA
Cadmium	0.73		0.23	0.042	mg/Kg	1	☼	6010B	Total/NA
Cobalt	10		5.8	0.18	mg/Kg	1	☼	6010B	Total/NA
Chromium	16		0.58	0.23	mg/Kg	1	☼	6010B	Total/NA
Copper	74		2.9	0.86	mg/Kg	1	☼	6010B	Total/NA
Iron	16000		12	5.7	mg/Kg	1	☼	6010B	Total/NA
Potassium	1500	B	580	7.2	mg/Kg	1	☼	6010B	Total/NA
Magnesium	11000	B	580	5.9	mg/Kg	1	☼	6010B	Total/NA
Manganese	230	B	1.7	0.086	mg/Kg	1	☼	6010B	Total/NA
Nickel	23		4.6	0.31	mg/Kg	1	☼	6010B	Total/NA
Vanadium	30		5.8	0.14	mg/Kg	1	☼	6010B	Total/NA
Zinc	150		2.3	1.2	mg/Kg	1	☼	6010B	Total/NA
Arsenic	6.9		1.2	0.35	mg/Kg	1	☼	6010B	Total/NA
Lead	79		0.35	0.22	mg/Kg	1	☼	6010B	Total/NA
Mercury	0.21		0.10	0.015	mg/Kg	1	☼	7471A	Total/NA

Client Sample ID: S-017324-112311-TP-084

Lab Sample ID: 240-6291-9

Analyte	Result	Qualifier	RL	MDL	Unit	Dil Fac	D	Method	Prep Type
Aluminum	12000		21	9.9	mg/Kg	1	☼	6010B	Total/NA
Barium	100	B	21	0.073	mg/Kg	1	☼	6010B	Total/NA
Beryllium	0.61		0.52	0.044	mg/Kg	1	☼	6010B	Total/NA
Calcium	51000	B	520	17	mg/Kg	1	☼	6010B	Total/NA
Cadmium	0.21		0.21	0.037	mg/Kg	1	☼	6010B	Total/NA
Cobalt	7.9		5.2	0.17	mg/Kg	1	☼	6010B	Total/NA
Chromium	16		0.52	0.21	mg/Kg	1	☼	6010B	Total/NA
Copper	21		2.6	0.76	mg/Kg	1	☼	6010B	Total/NA
Iron	20000		10	5.1	mg/Kg	1	☼	6010B	Total/NA
Potassium	1700	B	520	6.4	mg/Kg	1	☼	6010B	Total/NA
Magnesium	26000	B	520	5.3	mg/Kg	1	☼	6010B	Total/NA
Manganese	360	B	1.5	0.076	mg/Kg	1	☼	6010B	Total/NA
Sodium	89	J	520	68	mg/Kg	1	☼	6010B	Total/NA
Nickel	26		4.1	0.28	mg/Kg	1	☼	6010B	Total/NA
Vanadium	24		5.2	0.12	mg/Kg	1	☼	6010B	Total/NA
Zinc	53		2.1	1.0	mg/Kg	1	☼	6010B	Total/NA
Arsenic	8.1		1.0	0.31	mg/Kg	1	☼	6010B	Total/NA
Lead	10		0.31	0.20	mg/Kg	1	☼	6010B	Total/NA
Mercury	0.024	J	0.082	0.012	mg/Kg	1	☼	7471A	Total/NA

Client Sample ID: S-017324-112311-TP-085

Lab Sample ID: 240-6291-10

Analyte	Result	Qualifier	RL	MDL	Unit	Dil Fac	D	Method	Prep Type
Acetone	39	H	13	4.2	ug/Kg	1	☼	8260B	Total/NA
2-Butanone (MEK)	4.1	J H	13	0.94	ug/Kg	1	☼	8260B	Total/NA
Carbon disulfide	0.30	J H	3.4	0.30	ug/Kg	1	☼	8260B	Total/NA
1,2-Dichloroethane	2.6	J H	3.4	0.23	ug/Kg	1	☼	8260B	Total/NA
Toluene	0.82	J H	3.4	0.18	ug/Kg	1	☼	8260B	Total/NA
Cyclohexane	1.7	J H	6.7	0.22	ug/Kg	1	☼	8260B	Total/NA
Methyl acetate	1.0	J H	6.7	0.94	ug/Kg	1	☼	8260B	Total/NA
Methylcyclohexane	2.0	J H	6.7	0.21	ug/Kg	1	☼	8260B	Total/NA

Client Sample ID: S-017324-112311-TP-085 (Continued)

Lab Sample ID: 240-6291-10

Analyte	Result	Qualifier	RL	MDL	Unit	Dil Fac	D	Method	Prep Type
2-Methylnaphthalene	6.8	J	8.8	4.4	ug/Kg	1	☼	8270C	Total/NA
Bis(2-ethylhexyl) phthalate	150		66	25	ug/Kg	1	☼	8270C	Total/NA
Fluoranthene	16		8.8	4.4	ug/Kg	1	☼	8270C	Total/NA
Pyrene	13		8.8	4.4	ug/Kg	1	☼	8270C	Total/NA
Aluminum	17000		26	13	mg/Kg	1	☼	6010B	Total/NA
Barium	180	B	26	0.093	mg/Kg	1	☼	6010B	Total/NA
Beryllium	0.94		0.66	0.057	mg/Kg	1	☼	6010B	Total/NA
Calcium	4600	B	660	21	mg/Kg	1	☼	6010B	Total/NA
Cadmium	0.38		0.26	0.047	mg/Kg	1	☼	6010B	Total/NA
Cobalt	8.3		6.6	0.21	mg/Kg	1	☼	6010B	Total/NA
Chromium	23		0.66	0.26	mg/Kg	1	☼	6010B	Total/NA
Copper	33		3.3	0.97	mg/Kg	1	☼	6010B	Total/NA
Iron	29000		13	6.4	mg/Kg	1	☼	6010B	Total/NA
Potassium	1600	B	660	8.2	mg/Kg	1	☼	6010B	Total/NA
Magnesium	4200	B	660	6.7	mg/Kg	1	☼	6010B	Total/NA
Manganese	200	B	2.0	0.097	mg/Kg	1	☼	6010B	Total/NA
Sodium	840		660	87	mg/Kg	1	☼	6010B	Total/NA
Nickel	31		5.3	0.36	mg/Kg	1	☼	6010B	Total/NA
Vanadium	35		6.6	0.16	mg/Kg	1	☼	6010B	Total/NA
Zinc	110		2.6	1.3	mg/Kg	1	☼	6010B	Total/NA
Arsenic	9.8		1.3	0.39	mg/Kg	1	☼	6010B	Total/NA
Lead	20		0.39	0.25	mg/Kg	1	☼	6010B	Total/NA
Mercury	0.048	J	0.10	0.016	mg/Kg	1	☼	7471A	Total/NA

Client Sample ID: S-017324-112311-TP-086

Lab Sample ID: 240-6291-11

Analyte	Result	Qualifier	RL	MDL	Unit	Dil Fac	D	Method	Prep Type
Acetone	16	H	9.6	3.0	ug/Kg	1	☼	8260B	Total/NA
2-Butanone (MEK)	2.5	J H	9.6	0.67	ug/Kg	1	☼	8260B	Total/NA
1,2-Dichloroethane	1.4	J H	2.4	0.16	ug/Kg	1	☼	8260B	Total/NA
Toluene	0.45	J H	2.4	0.13	ug/Kg	1	☼	8260B	Total/NA
Aluminum	6400		23	11	mg/Kg	1	☼	6010B	Total/NA
Barium	70	B	23	0.080	mg/Kg	1	☼	6010B	Total/NA
Beryllium	0.35	J	0.56	0.049	mg/Kg	1	☼	6010B	Total/NA
Calcium	120000	B	2800	90	mg/Kg	5	☼	6010B	Total/NA
Cadmium	0.12	J	0.23	0.041	mg/Kg	1	☼	6010B	Total/NA
Cobalt	5.9		5.6	0.18	mg/Kg	1	☼	6010B	Total/NA
Chromium	11		0.56	0.23	mg/Kg	1	☼	6010B	Total/NA
Copper	15		2.8	0.83	mg/Kg	1	☼	6010B	Total/NA
Iron	13000		11	5.5	mg/Kg	1	☼	6010B	Total/NA
Potassium	1300	B	560	7.0	mg/Kg	1	☼	6010B	Total/NA
Magnesium	45000	B	560	5.8	mg/Kg	1	☼	6010B	Total/NA
Manganese	270	B	1.7	0.083	mg/Kg	1	☼	6010B	Total/NA
Sodium	200	J	560	74	mg/Kg	1	☼	6010B	Total/NA
Nickel	16		4.5	0.30	mg/Kg	1	☼	6010B	Total/NA
Vanadium	14		5.6	0.14	mg/Kg	1	☼	6010B	Total/NA
Zinc	39		2.3	1.1	mg/Kg	1	☼	6010B	Total/NA
Arsenic	4.5		1.1	0.34	mg/Kg	1	☼	6010B	Total/NA
Lead	6.5		0.34	0.21	mg/Kg	1	☼	6010B	Total/NA
Mercury	0.018	J	0.083	0.012	mg/Kg	1	☼	7471A	Total/NA

Client Sample ID: S-017324-112311-TP-087

Lab Sample ID: 240-6291-12

Client Sample ID: S-017324-112311-TP-087 (Continued)

Lab Sample ID: 240-6291-12

Analyte	Result	Qualifier	RL	MDL	Unit	Dil Fac	D	Method	Prep Type
Acetone	60	H	10	3.2	ug/Kg	1	☼	8260B	Total/NA
2-Butanone (MEK)	7.2	J H	10	0.71	ug/Kg	1	☼	8260B	Total/NA
Carbon disulfide	0.24	J H	2.5	0.22	ug/Kg	1	☼	8260B	Total/NA
1,2-Dichloroethane	1.6	J H	2.5	0.17	ug/Kg	1	☼	8260B	Total/NA
1,1-Dichloroethene	0.29	J H	2.5	0.26	ug/Kg	1	☼	8260B	Total/NA
Tetrachloroethene	0.67	J H	2.5	0.26	ug/Kg	1	☼	8260B	Total/NA
Toluene	0.57	J H	2.5	0.14	ug/Kg	1	☼	8260B	Total/NA
Trichloroethene	9.0	H	2.5	0.21	ug/Kg	1	☼	8260B	Total/NA
Vinyl chloride	50	H	2.5	0.20	ug/Kg	1	☼	8260B	Total/NA
cis-1,2-Dichloroethene	54	H	2.5	0.18	ug/Kg	1	☼	8260B	Total/NA
trans-1,2-Dichloroethene	1.5	J H	2.5	0.21	ug/Kg	1	☼	8260B	Total/NA
Methyl acetate	1.6	J H	5.1	0.71	ug/Kg	1	☼	8260B	Total/NA
Bis(2-ethylhexyl) phthalate	3400		2900	1100	ug/Kg	50	☼	8270C	Total/NA
Aluminum	6100		20	9.8	mg/Kg	1	☼	6010B	Total/NA
Barium	45	B	20	0.073	mg/Kg	1	☼	6010B	Total/NA
Beryllium	0.33	J	0.51	0.044	mg/Kg	1	☼	6010B	Total/NA
Calcium	97000	B	2600	82	mg/Kg	5	☼	6010B	Total/NA
Cadmium	0.18	J	0.20	0.037	mg/Kg	1	☼	6010B	Total/NA
Cobalt	6.4		5.1	0.16	mg/Kg	1	☼	6010B	Total/NA
Chromium	9.5		0.51	0.20	mg/Kg	1	☼	6010B	Total/NA
Copper	16		2.6	0.76	mg/Kg	1	☼	6010B	Total/NA
Iron	13000		10	5.0	mg/Kg	1	☼	6010B	Total/NA
Potassium	1100	B	510	6.3	mg/Kg	1	☼	6010B	Total/NA
Magnesium	40000	B	510	5.2	mg/Kg	1	☼	6010B	Total/NA
Manganese	290	B	1.5	0.076	mg/Kg	1	☼	6010B	Total/NA
Sodium	130	J	510	67	mg/Kg	1	☼	6010B	Total/NA
Nickel	18		4.1	0.28	mg/Kg	1	☼	6010B	Total/NA
Vanadium	15		5.1	0.12	mg/Kg	1	☼	6010B	Total/NA
Zinc	48		2.0	1.0	mg/Kg	1	☼	6010B	Total/NA
Arsenic	5.6		1.0	0.31	mg/Kg	1	☼	6010B	Total/NA
Lead	7.9		0.31	0.19	mg/Kg	1	☼	6010B	Total/NA

Client Sample ID: S-017324-112311-TP-088

Lab Sample ID: 240-6291-13

Analyte	Result	Qualifier	RL	MDL	Unit	Dil Fac	D	Method	Prep Type
Tetrachloroethene	390	J	3000	140	ug/Kg	25	☼	8260B	Total/NA
Trichloroethene	110000		3000	110	ug/Kg	25	☼	8260B	Total/NA
cis-1,2-Dichloroethene	2700	J	3000	82	ug/Kg	25	☼	8260B	Total/NA
Bis(2-ethylhexyl) phthalate	47	J	56	21	ug/Kg	1	☼	8270C	Total/NA
Aluminum	6100		17	8.1	mg/Kg	1	☼	6010B	Total/NA
Barium	61	B	17	0.060	mg/Kg	1	☼	6010B	Total/NA
Beryllium	0.41	J	0.42	0.036	mg/Kg	1	☼	6010B	Total/NA
Calcium	63000	B	2100	68	mg/Kg	5	☼	6010B	Total/NA
Cadmium	0.17		0.17	0.031	mg/Kg	1	☼	6010B	Total/NA
Cobalt	7.2		4.2	0.14	mg/Kg	1	☼	6010B	Total/NA
Chromium	10		0.42	0.17	mg/Kg	1	☼	6010B	Total/NA
Copper	19		2.1	0.63	mg/Kg	1	☼	6010B	Total/NA
Iron	17000		8.5	4.2	mg/Kg	1	☼	6010B	Total/NA
Potassium	1300	B	420	5.3	mg/Kg	1	☼	6010B	Total/NA
Magnesium	22000	B	420	4.3	mg/Kg	1	☼	6010B	Total/NA
Manganese	160	B	1.3	0.063	mg/Kg	1	☼	6010B	Total/NA
Sodium	73	J	420	56	mg/Kg	1	☼	6010B	Total/NA
Nickel	22		3.4	0.23	mg/Kg	1	☼	6010B	Total/NA
Vanadium	17		4.2	0.10	mg/Kg	1	☼	6010B	Total/NA

Client Sample ID: S-017324-112311-TP-088 (Continued)

Lab Sample ID: 240-6291-13

Analyte	Result	Qualifier	RL	MDL	Unit	Dil Fac	D	Method	Prep Type
Zinc	57		1.7	0.85	mg/Kg	1	☼	6010B	Total/NA
Arsenic	11		0.85	0.25	mg/Kg	1	☼	6010B	Total/NA
Lead	8.3		0.25	0.16	mg/Kg	1	☼	6010B	Total/NA
Mercury	0.033	J	0.099	0.015	mg/Kg	1	☼	7471A	Total/NA

Client Sample ID: S-017324-112311-TP-089

Lab Sample ID: 240-6291-14

Analyte	Result	Qualifier	RL	MDL	Unit	Dil Fac	D	Method	Prep Type
2-Butanone (MEK)	16	H	11	0.80	ug/Kg	1	☼	8260B	Total/NA
1,1-Dichloroethane	0.62	J H	2.9	0.21	ug/Kg	1	☼	8260B	Total/NA
1,2-Dichloroethane	1.4	J H	2.9	0.19	ug/Kg	1	☼	8260B	Total/NA
Ethylbenzene	0.15	J H	2.9	0.15	ug/Kg	1	☼	8260B	Total/NA
Styrene	2.6	J H	2.9	0.086	ug/Kg	1	☼	8260B	Total/NA
Toluene	0.46	J H	2.9	0.15	ug/Kg	1	☼	8260B	Total/NA
1,1,1-Trichloroethane	0.52	J H	2.9	0.32	ug/Kg	1	☼	8260B	Total/NA
Trichlorofluoromethane	0.59	J H	2.9	0.19	ug/Kg	1	☼	8260B	Total/NA
Acenaphthene	67	J	84	42	ug/Kg	10	☼	8270C	Total/NA
Acetophenone	210	J	1300	120	ug/Kg	10	☼	8270C	Total/NA
Anthracene	96		84	42	ug/Kg	10	☼	8270C	Total/NA
Benzaldehyde	2600		1300	150	ug/Kg	10	☼	8270C	Total/NA
Benzo[a]anthracene	380		84	42	ug/Kg	10	☼	8270C	Total/NA
Benzo[a]pyrene	370		84	42	ug/Kg	10	☼	8270C	Total/NA
Benzo[b]fluoranthene	470		84	42	ug/Kg	10	☼	8270C	Total/NA
Benzo[g,h,i]perylene	300		84	42	ug/Kg	10	☼	8270C	Total/NA
Benzo[k]fluoranthene	200		84	42	ug/Kg	10	☼	8270C	Total/NA
Bis(2-ethylhexyl) phthalate	430	J	630	240	ug/Kg	10	☼	8270C	Total/NA
Butyl benzyl phthalate	300	J	630	130	ug/Kg	10	☼	8270C	Total/NA
Chrysene	400		84	14	ug/Kg	10	☼	8270C	Total/NA
Dimethyl phthalate	36000	E	630	210	ug/Kg	10	☼	8270C	Total/NA
Fluoranthene	1000		84	42	ug/Kg	10	☼	8270C	Total/NA
Fluorene	57	J	84	42	ug/Kg	10	☼	8270C	Total/NA
Indeno[1,2,3-cd]pyrene	220		84	42	ug/Kg	10	☼	8270C	Total/NA
Phenanthrene	550		84	42	ug/Kg	10	☼	8270C	Total/NA
Pyrene	760		84	42	ug/Kg	10	☼	8270C	Total/NA
Anthracene - RA	130	J	210	100	ug/Kg	25	☼	8270C	Total/NA
Benzaldehyde - RA	2200	J	3200	380	ug/Kg	25	☼	8270C	Total/NA
Benzo[a]anthracene - RA	420		210	100	ug/Kg	25	☼	8270C	Total/NA
Benzo[a]pyrene - RA	370		210	100	ug/Kg	25	☼	8270C	Total/NA
Benzo[b]fluoranthene - RA	560		210	100	ug/Kg	25	☼	8270C	Total/NA
Benzo[g,h,i]perylene - RA	330		210	100	ug/Kg	25	☼	8270C	Total/NA
Benzo[k]fluoranthene - RA	190	J	210	100	ug/Kg	25	☼	8270C	Total/NA
Butyl benzyl phthalate - RA	340	J	1600	320	ug/Kg	25	☼	8270C	Total/NA
Chrysene - RA	410		210	35	ug/Kg	25	☼	8270C	Total/NA
Dimethyl phthalate - RA	37000		1600	540	ug/Kg	25	☼	8270C	Total/NA
Fluoranthene - RA	1100		210	100	ug/Kg	25	☼	8270C	Total/NA
Indeno[1,2,3-cd]pyrene - RA	250		210	100	ug/Kg	25	☼	8270C	Total/NA
Phenanthrene - RA	570		210	100	ug/Kg	25	☼	8270C	Total/NA
Pyrene - RA	830		210	100	ug/Kg	25	☼	8270C	Total/NA
Aluminum	11000		110	53	mg/Kg	5	☼	6010B	Total/NA
Barium	140	B	22	0.078	mg/Kg	1	☼	6010B	Total/NA
Beryllium	0.67		0.55	0.048	mg/Kg	1	☼	6010B	Total/NA
Calcium	25000	B	550	18	mg/Kg	1	☼	6010B	Total/NA
Cadmium	0.43		0.22	0.040	mg/Kg	1	☼	6010B	Total/NA
Cobalt	13		5.5	0.18	mg/Kg	1	☼	6010B	Total/NA

Client Sample ID: S-017324-112311-TP-089 (Continued)

Lab Sample ID: 240-6291-14

Analyte	Result	Qualifier	RL	MDL	Unit	Dil Fac	D	Method	Prep Type
Chromium	14		0.55	0.22	mg/Kg	1	☼	6010B	Total/NA
Copper	21		2.8	0.82	mg/Kg	1	☼	6010B	Total/NA
Iron	20000		11	5.4	mg/Kg	1	☼	6010B	Total/NA
Potassium	1300	B	550	6.8	mg/Kg	1	☼	6010B	Total/NA
Magnesium	19000	B	2800	28	mg/Kg	5	☼	6010B	Total/NA
Manganese	4700	B	8.3	0.41	mg/Kg	5	☼	6010B	Total/NA
Nickel	26		4.4	0.30	mg/Kg	1	☼	6010B	Total/NA
Vanadium	25		5.5	0.13	mg/Kg	1	☼	6010B	Total/NA
Zinc	70		2.2	1.1	mg/Kg	1	☼	6010B	Total/NA
Arsenic	10		1.1	0.33	mg/Kg	1	☼	6010B	Total/NA
Lead	17		1.7	1.0	mg/Kg	5	☼	6010B	Total/NA
Mercury	0.058	J	0.080	0.012	mg/Kg	1	☼	7471A	Total/NA

Client Sample ID: S-017324-112311-TP-090

Lab Sample ID: 240-6291-15

Analyte	Result	Qualifier	RL	MDL	Unit	Dil Fac	D	Method	Prep Type
1,2-Dichloroethane	1.4	J H	2.4	0.17	ug/Kg	1	☼	8260B	Total/NA
Toluene	0.46	J H	2.4	0.13	ug/Kg	1	☼	8260B	Total/NA
Trichloroethene	0.94	J H	2.4	0.20	ug/Kg	1	☼	8260B	Total/NA
Aluminum	4300		21	10	mg/Kg	1	☼	6010B	Total/NA
Barium	37	B	21	0.075	mg/Kg	1	☼	6010B	Total/NA
Beryllium	0.26	J	0.53	0.045	mg/Kg	1	☼	6010B	Total/NA
Calcium	120000	B	2600	85	mg/Kg	5	☼	6010B	Total/NA
Cadmium	0.17	J	0.21	0.038	mg/Kg	1	☼	6010B	Total/NA
Cobalt	5.3		5.3	0.17	mg/Kg	1	☼	6010B	Total/NA
Chromium	7.7		0.53	0.21	mg/Kg	1	☼	6010B	Total/NA
Copper	12		2.6	0.78	mg/Kg	1	☼	6010B	Total/NA
Iron	10000		11	5.2	mg/Kg	1	☼	6010B	Total/NA
Potassium	970	B	530	6.5	mg/Kg	1	☼	6010B	Total/NA
Magnesium	54000	B	530	5.4	mg/Kg	1	☼	6010B	Total/NA
Manganese	310	B	1.6	0.078	mg/Kg	1	☼	6010B	Total/NA
Sodium	110	J	530	70	mg/Kg	1	☼	6010B	Total/NA
Nickel	15		4.2	0.29	mg/Kg	1	☼	6010B	Total/NA
Vanadium	12		5.3	0.13	mg/Kg	1	☼	6010B	Total/NA
Zinc	33		2.1	1.1	mg/Kg	1	☼	6010B	Total/NA
Arsenic	5.2		1.1	0.32	mg/Kg	1	☼	6010B	Total/NA
Lead	5.4		0.32	0.20	mg/Kg	1	☼	6010B	Total/NA
Mercury	0.017	J	0.089	0.013	mg/Kg	1	☼	7471A	Total/NA

Client Sample ID: S-017324-112311-TP-091

Lab Sample ID: 240-6291-16

Analyte	Result	Qualifier	RL	MDL	Unit	Dil Fac	D	Method	Prep Type
Benzene	0.12	J H	2.6	0.12	ug/Kg	1	☼	8260B	Total/NA
1,2-Dichloroethane	1.8	J H	2.6	0.18	ug/Kg	1	☼	8260B	Total/NA
Toluene	0.55	J H	2.6	0.14	ug/Kg	1	☼	8260B	Total/NA
Methyl acetate	2.7	J H	5.3	0.74	ug/Kg	1	☼	8260B	Total/NA
Trichlorofluoromethane	1.3	J H	2.6	0.18	ug/Kg	1	☼	8260B	Total/NA
Acenaphthylene	92		78	39	ug/Kg	10	☼	8270C	Total/NA
Anthracene	63	J	78	39	ug/Kg	10	☼	8270C	Total/NA
Benzo[a]anthracene	76	J	78	39	ug/Kg	10	☼	8270C	Total/NA
Benzo[a]pyrene	96		78	39	ug/Kg	10	☼	8270C	Total/NA
Benzo[b]fluoranthene	140		78	39	ug/Kg	10	☼	8270C	Total/NA
Benzo[g,h,i]perylene	180		78	39	ug/Kg	10	☼	8270C	Total/NA
Benzo[k]fluoranthene	75	J	78	39	ug/Kg	10	☼	8270C	Total/NA

Client Sample ID: S-017324-112311-TP-091 (Continued)

Lab Sample ID: 240-6291-16

Analyte	Result	Qualifier	RL	MDL	Unit	Dil Fac	D	Method	Prep Type
Chrysene	120		78	13	ug/Kg	10	☼	8270C	Total/NA
Fluoranthene	160		78	39	ug/Kg	10	☼	8270C	Total/NA
Indeno[1,2,3-cd]pyrene	220		78	39	ug/Kg	10	☼	8270C	Total/NA
Phenanthrene	98		78	39	ug/Kg	10	☼	8270C	Total/NA
Pyrene	140		78	39	ug/Kg	10	☼	8270C	Total/NA
Aroclor-1260	43		39	20	ug/Kg	1	☼	8082	Total/NA
Aluminum	8200		24	11	mg/Kg	1	☼	6010B	Total/NA
Barium	320	B	24	0.083	mg/Kg	1	☼	6010B	Total/NA
Beryllium	0.73		0.59	0.051	mg/Kg	1	☼	6010B	Total/NA
Calcium	44000	B	590	19	mg/Kg	1	☼	6010B	Total/NA
Cadmium	0.46		0.24	0.042	mg/Kg	1	☼	6010B	Total/NA
Cobalt	7.1		5.9	0.19	mg/Kg	1	☼	6010B	Total/NA
Chromium	15		0.59	0.24	mg/Kg	1	☼	6010B	Total/NA
Copper	34		2.9	0.87	mg/Kg	1	☼	6010B	Total/NA
Iron	20000		12	5.8	mg/Kg	1	☼	6010B	Total/NA
Potassium	940	B	590	7.3	mg/Kg	1	☼	6010B	Total/NA
Magnesium	21000	B	590	6.0	mg/Kg	1	☼	6010B	Total/NA
Manganese	510	B	1.8	0.087	mg/Kg	1	☼	6010B	Total/NA
Sodium	160	J	590	78	mg/Kg	1	☼	6010B	Total/NA
Nickel	24		4.7	0.32	mg/Kg	1	☼	6010B	Total/NA
Vanadium	22		5.9	0.14	mg/Kg	1	☼	6010B	Total/NA
Zinc	220		2.4	1.2	mg/Kg	1	☼	6010B	Total/NA
Arsenic	9.1		1.2	0.35	mg/Kg	1	☼	6010B	Total/NA
Lead	260		0.35	0.22	mg/Kg	1	☼	6010B	Total/NA
Mercury	0.14		0.11	0.016	mg/Kg	1	☼	7471A	Total/NA

Client Sample ID: S-017324-112311-TP-092

Lab Sample ID: 240-6291-17

Analyte	Result	Qualifier	RL	MDL	Unit	Dil Fac	D	Method	Prep Type
1,1-Dichloroethane	0.20	J H	1.9	0.13	ug/Kg	1	☼	8260B	Total/NA
1,2-Dichloroethane	1.1	J H	1.9	0.13	ug/Kg	1	☼	8260B	Total/NA
Toluene	0.32	J H	1.9	0.10	ug/Kg	1	☼	8260B	Total/NA
Trichloroethene	13	H	1.9	0.16	ug/Kg	1	☼	8260B	Total/NA
cis-1,2-Dichloroethene	4.0	H	1.9	0.13	ug/Kg	1	☼	8260B	Total/NA
trans-1,2-Dichloroethene	0.73	J H	1.9	0.15	ug/Kg	1	☼	8260B	Total/NA
Benzo[a]anthracene	8.9		7.5	3.7	ug/Kg	1	☼	8270C	Total/NA
Benzo[g,h,i]perylene	6.3	J	7.5	3.7	ug/Kg	1	☼	8270C	Total/NA
Bis(2-ethylhexyl) phthalate	34	J	56	21	ug/Kg	1	☼	8270C	Total/NA
Chrysene	8.4		7.5	1.2	ug/Kg	1	☼	8270C	Total/NA
Pyrene	4.5	J	7.5	3.7	ug/Kg	1	☼	8270C	Total/NA
Aluminum	5400		13	6.1	mg/Kg	1	☼	6010B	Total/NA
Barium	43	B	13	0.045	mg/Kg	1	☼	6010B	Total/NA
Beryllium	0.34		0.32	0.027	mg/Kg	1	☼	6010B	Total/NA
Calcium	88000	B	1600	51	mg/Kg	5	☼	6010B	Total/NA
Cadmium	0.19		0.13	0.023	mg/Kg	1	☼	6010B	Total/NA
Cobalt	5.3		3.2	0.10	mg/Kg	1	☼	6010B	Total/NA
Chromium	9.1		0.32	0.13	mg/Kg	1	☼	6010B	Total/NA
Copper	15		1.6	0.47	mg/Kg	1	☼	6010B	Total/NA
Iron	14000		6.4	3.1	mg/Kg	1	☼	6010B	Total/NA
Potassium	1200	B	320	3.9	mg/Kg	1	☼	6010B	Total/NA
Magnesium	31000	B	320	3.2	mg/Kg	1	☼	6010B	Total/NA
Manganese	160	B	0.96	0.047	mg/Kg	1	☼	6010B	Total/NA
Sodium	120	J	320	42	mg/Kg	1	☼	6010B	Total/NA
Nickel	18		2.5	0.17	mg/Kg	1	☼	6010B	Total/NA

Client Sample ID: S-017324-112311-TP-092 (Continued) **Lab Sample ID: 240-6291-17**

Analyte	Result	Qualifier	RL	MDL	Unit	Dil Fac	D	Method	Prep Type
Vanadium	14		3.2	0.076	mg/Kg	1	☼	6010B	Total/NA
Zinc	41		1.3	0.64	mg/Kg	1	☼	6010B	Total/NA
Arsenic	8.0		0.64	0.19	mg/Kg	1	☼	6010B	Total/NA
Lead	7.3		0.19	0.12	mg/Kg	1	☼	6010B	Total/NA
Mercury	0.035	J	0.095	0.014	mg/Kg	1	☼	7471A	Total/NA

Client: Conestoga-Rovers & Associates, Inc.
Project/Site: 17324-T07, RACER Former MTM

TestAmerica Job ID: 240-6291-1

Client Sample ID: S-017324-112311-TP-076
Date Collected: 11/23/11 07:55
Date Received: 11/26/11 09:45

Lab Sample ID: 240-6291-1
Matrix: Solid
Percent Solids: 87.0

Method: 8260B - Volatile Organic Compounds (GC/MS)

Analyte	Result	Qualifier	RL	MDL	Unit	D	Prepared	Analyzed	Dil Fac
Acetone	9.3	U H	9.3	2.9	ug/Kg	☼	11/26/11 13:00	12/05/11 17:27	1
Benzene	2.3	U H	2.3	0.11	ug/Kg	☼	11/26/11 13:00	12/05/11 17:27	1
Dichlorobromomethane	2.3	U H	2.3	0.13	ug/Kg	☼	11/26/11 13:00	12/05/11 17:27	1
Bromoform	2.3	U H	2.3	0.15	ug/Kg	☼	11/26/11 13:00	12/05/11 17:27	1
Bromomethane	2.3	U H	2.3	0.25	ug/Kg	☼	11/26/11 13:00	12/05/11 17:27	1
2-Butanone (MEK)	9.3	U H	9.3	0.65	ug/Kg	☼	11/26/11 13:00	12/05/11 17:27	1
Carbon disulfide	2.3	U H	2.3	0.20	ug/Kg	☼	11/26/11 13:00	12/05/11 17:27	1
Carbon tetrachloride	2.3	U H	2.3	0.17	ug/Kg	☼	11/26/11 13:00	12/05/11 17:27	1
Chlorobenzene	2.3	U H	2.3	0.15	ug/Kg	☼	11/26/11 13:00	12/05/11 17:27	1
Chloroethane	2.3	U H	2.3	0.40	ug/Kg	☼	11/26/11 13:00	12/05/11 17:27	1
Chloroform	2.3	U H	2.3	0.13	ug/Kg	☼	11/26/11 13:00	12/05/11 17:27	1
Chloromethane	2.3	U H	2.3	0.19	ug/Kg	☼	11/26/11 13:00	12/05/11 17:27	1
1,1-Dichloroethane	**0.17**	**J H**	2.3	0.17	ug/Kg	☼	11/26/11 13:00	12/05/11 17:27	1
1,2-Dichloroethane	**1.3**	**J H**	2.3	0.16	ug/Kg	☼	11/26/11 13:00	12/05/11 17:27	1
1,1-Dichloroethene	2.3	U H	2.3	0.24	ug/Kg	☼	11/26/11 13:00	12/05/11 17:27	1
1,2-Dichloropropane	2.3	U H	2.3	0.32	ug/Kg	☼	11/26/11 13:00	12/05/11 17:27	1
cis-1,3-Dichloropropene	2.3	U H	2.3	0.16	ug/Kg	☼	11/26/11 13:00	12/05/11 17:27	1
trans-1,3-Dichloropropene	2.3	U H	2.3	0.25	ug/Kg	☼	11/26/11 13:00	12/05/11 17:27	1
Ethylbenzene	2.3	U H	2.3	0.12	ug/Kg	☼	11/26/11 13:00	12/05/11 17:27	1
2-Hexanone	9.3	U H	9.3	0.29	ug/Kg	☼	11/26/11 13:00	12/05/11 17:27	1
Methylene Chloride	2.3	U H	2.3	0.31	ug/Kg	☼	11/26/11 13:00	12/05/11 17:27	1
4-Methyl-2-pentanone (MIBK)	9.3	U H	9.3	0.25	ug/Kg	☼	11/26/11 13:00	12/05/11 17:27	1
Styrene	2.3	U H	2.3	0.070	ug/Kg	☼	11/26/11 13:00	12/05/11 17:27	1
1,1,2,2-Tetrachloroethane	2.3	U H	2.3	0.16	ug/Kg	☼	11/26/11 13:00	12/05/11 17:27	1
Tetrachloroethene	2.3	U H	2.3	0.24	ug/Kg	☼	11/26/11 13:00	12/05/11 17:27	1
Toluene	**0.42**	**J H**	2.3	0.13	ug/Kg	☼	11/26/11 13:00	12/05/11 17:27	1
Trichloroethene	**7.2**	**H**	2.3	0.19	ug/Kg	☼	11/26/11 13:00	12/05/11 17:27	1
Vinyl chloride	2.3	U H	2.3	0.18	ug/Kg	☼	11/26/11 13:00	12/05/11 17:27	1
Xylenes, Total	4.6	U H	4.6	0.31	ug/Kg	☼	11/26/11 13:00	12/05/11 17:27	1
1,1,1-Trichloroethane	2.3	U H	2.3	0.26	ug/Kg	☼	11/26/11 13:00	12/05/11 17:27	1
1,1,2-Trichloroethane	2.3	U H	2.3	0.18	ug/Kg	☼	11/26/11 13:00	12/05/11 17:27	1
Cyclohexane	4.6	U H	4.6	0.15	ug/Kg	☼	11/26/11 13:00	12/05/11 17:27	1
1,2-Dibromo-3-Chloropropane	4.6	U H	4.6	0.60	ug/Kg	☼	11/26/11 13:00	12/05/11 17:27	1
Ethylene Dibromide	2.3	U H	2.3	0.23	ug/Kg	☼	11/26/11 13:00	12/05/11 17:27	1
Dichlorodifluoromethane	2.3	U H	2.3	0.23	ug/Kg	☼	11/26/11 13:00	12/05/11 17:27	1
cis-1,2-Dichloroethene	2.3	U H	2.3	0.17	ug/Kg	☼	11/26/11 13:00	12/05/11 17:27	1
trans-1,2-Dichloroethene	2.3	U H	2.3	0.19	ug/Kg	☼	11/26/11 13:00	12/05/11 17:27	1
Isopropylbenzene	2.3	U H	2.3	0.074	ug/Kg	☼	11/26/11 13:00	12/05/11 17:27	1
Methyl acetate	4.6	U H	4.6	0.65	ug/Kg	☼	11/26/11 13:00	12/05/11 17:27	1
Methyl tert-butyl ether	9.3	U H	9.3	0.20	ug/Kg	☼	11/26/11 13:00	12/05/11 17:27	1
1,1,2-Trichloro-1,2,2-trifluoroethane	2.3	U H	2.3	0.60	ug/Kg	☼	11/26/11 13:00	12/05/11 17:27	1
1,2,4-Trichlorobenzene	2.3	U H	2.3	0.13	ug/Kg	☼	11/26/11 13:00	12/05/11 17:27	1
1,2-Dichlorobenzene	2.3	U H	2.3	0.17	ug/Kg	☼	11/26/11 13:00	12/05/11 17:27	1
1,3-Dichlorobenzene	2.3	U H	2.3	0.16	ug/Kg	☼	11/26/11 13:00	12/05/11 17:27	1
1,4-Dichlorobenzene	2.3	U H	2.3	0.31	ug/Kg	☼	11/26/11 13:00	12/05/11 17:27	1
Trichlorofluoromethane	2.3	U H	2.3	0.16	ug/Kg	☼	11/26/11 13:00	12/05/11 17:27	1
Chlorodibromomethane	2.3	U H	2.3	0.26	ug/Kg	☼	11/26/11 13:00	12/05/11 17:27	1
Methylcyclohexane	4.6	U H	4.6	0.14	ug/Kg	☼	11/26/11 13:00	12/05/11 17:27	1

Client: Conestoga-Rovers & Associates, Inc.
Project/Site: 17324-T07, RACER Former MTM

TestAmerica Job ID: 240-6291-1

Client Sample ID: S-017324-112311-TP-076
Date Collected: 11/23/11 07:55
Date Received: 11/26/11 09:45

Lab Sample ID: 240-6291-1
Matrix: Solid
Percent Solids: 87.0

Surrogate	%Recovery	Qualifier	Limits	Prepared	Analyzed	Dil Fac
1,2-Dichloroethane-d4 (Surr)	102		58 - 123	11/26/11 13:00	12/05/11 17:27	1
4-Bromofluorobenzene (Surr)	107		52 - 136	11/26/11 13:00	12/05/11 17:27	1
Toluene-d8 (Surr)	102		67 - 125	11/26/11 13:00	12/05/11 17:27	1
Dibromofluoromethane (Surr)	101		37 - 132	11/26/11 13:00	12/05/11 17:27	1

Method: 8270C - Semivolatile Organic Compounds (GC/MS)

Analyte	Result	Qualifier	RL	MDL	Unit	D	Prepared	Analyzed	Dil Fac
1,1'-Biphenyl	57	U	57	31	ug/Kg	☼	11/29/11 08:46	12/01/11 17:48	1
2,2'-oxybis[1-chloropropane]	110	U	110	11	ug/Kg	☼	11/29/11 08:46	12/01/11 17:48	1
2,4,5-Trichlorophenol	170	U	170	29	ug/Kg	☼	11/29/11 08:46	12/01/11 17:48	1
2,4,6-Trichlorophenol	170	U	170	92	ug/Kg	☼	11/29/11 08:46	12/01/11 17:48	1
2,4-Dichlorophenol	170	U	170	23	ug/Kg	☼	11/29/11 08:46	12/01/11 17:48	1
2,4-Dimethylphenol	170	U	170	23	ug/Kg	☼	11/29/11 08:46	12/01/11 17:48	1
2,4-Dinitrophenol	380	U	380	92	ug/Kg	☼	11/29/11 08:46	12/01/11 17:48	1
2,4-Dinitrotoluene	230	U	230	31	ug/Kg	☼	11/29/11 08:46	12/01/11 17:48	1
2,6-Dinitrotoluene	230	U	230	24	ug/Kg	☼	11/29/11 08:46	12/01/11 17:48	1
2-Chloronaphthalene	57	U	57	3.8	ug/Kg	☼	11/29/11 08:46	12/01/11 17:48	1
2-Chlorophenol	57	U	57	31	ug/Kg	☼	11/29/11 08:46	12/01/11 17:48	1
2-Methylnaphthalene	7.7	U	7.7	3.8	ug/Kg	☼	11/29/11 08:46	12/01/11 17:48	1
2-Methylphenol	230	U	230	92	ug/Kg	☼	11/29/11 08:46	12/01/11 17:48	1
2-Nitroaniline	230	U	230	10	ug/Kg	☼	11/29/11 08:46	12/01/11 17:48	1
2-Nitrophenol	57	U	57	31	ug/Kg	☼	11/29/11 08:46	12/01/11 17:48	1
3,3'-Dichlorobenzidine	110	U	110	21	ug/Kg	☼	11/29/11 08:46	12/01/11 17:48	1
3-Nitroaniline	230	U	230	18	ug/Kg	☼	11/29/11 08:46	12/01/11 17:48	1
4,6-Dinitro-2-methylphenol	170	U	170	92	ug/Kg	☼	11/29/11 08:46	12/01/11 17:48	1
4-Bromophenyl phenyl ether	57	U	57	15	ug/Kg	☼	11/29/11 08:46	12/01/11 17:48	1
4-Chloro-3-methylphenol	170	U	170	24	ug/Kg	☼	11/29/11 08:46	12/01/11 17:48	1
4-Chloroaniline	170	U	170	20	ug/Kg	☼	11/29/11 08:46	12/01/11 17:48	1
4-Chlorophenyl phenyl ether	57	U	57	15	ug/Kg	☼	11/29/11 08:46	12/01/11 17:48	1
4-Nitroaniline	230	U	230	30	ug/Kg	☼	11/29/11 08:46	12/01/11 17:48	1
4-Nitrophenol	380	U	380	92	ug/Kg	☼	11/29/11 08:46	12/01/11 17:48	1
Acenaphthene	7.7	U	7.7	3.8	ug/Kg	☼	11/29/11 08:46	12/01/11 17:48	1
Acenaphthylene	7.7	U	7.7	3.8	ug/Kg	☼	11/29/11 08:46	12/01/11 17:48	1
Acetophenone	110	U	110	11	ug/Kg	☼	11/29/11 08:46	12/01/11 17:48	1
Anthracene	7.7	U	7.7	3.8	ug/Kg	☼	11/29/11 08:46	12/01/11 17:48	1
Atrazine	230	U	230	10	ug/Kg	☼	11/29/11 08:46	12/01/11 17:48	1
Benzaldehyde	110	U	110	14	ug/Kg	☼	11/29/11 08:46	12/01/11 17:48	1
Benzo[a]anthracene	7.7	U	7.7	3.8	ug/Kg	☼	11/29/11 08:46	12/01/11 17:48	1
Benzo[a]pyrene	7.7	U	7.7	3.8	ug/Kg	☼	11/29/11 08:46	12/01/11 17:48	1
Benzo[b]fluoranthene	7.7	U	7.7	3.8	ug/Kg	☼	11/29/11 08:46	12/01/11 17:48	1
Benzo[g,h,i]perylene	**10**		7.7	3.8	ug/Kg	☼	11/29/11 08:46	12/01/11 17:48	1
Benzo[k]fluoranthene	7.7	U	7.7	3.8	ug/Kg	☼	11/29/11 08:46	12/01/11 17:48	1
Bis(2-chloroethoxy)methane	110	U	110	25	ug/Kg	☼	11/29/11 08:46	12/01/11 17:48	1
Bis(2-chloroethyl)ether	110	U	110	2.3	ug/Kg	☼	11/29/11 08:46	12/01/11 17:48	1
Bis(2-ethylhexyl) phthalate	**27**	**J**	57	22	ug/Kg	☼	11/29/11 08:46	12/01/11 17:48	1
Butyl benzyl phthalate	57	U	57	11	ug/Kg	☼	11/29/11 08:46	12/01/11 17:48	1
Caprolactam	380	U	380	42	ug/Kg	☼	11/29/11 08:46	12/01/11 17:48	1
Carbazole	57	U	57	31	ug/Kg	☼	11/29/11 08:46	12/01/11 17:48	1
Chrysene	7.7	U	7.7	1.3	ug/Kg	☼	11/29/11 08:46	12/01/11 17:48	1
Dibenz(a,h)anthracene	7.7	U	7.7	3.8	ug/Kg	☼	11/29/11 08:46	12/01/11 17:48	1
Dibenzofuran	57	U	57	3.8	ug/Kg	☼	11/29/11 08:46	12/01/11 17:48	1

Client Sample ID: S-017324-112311-TP-076
Date Collected: 11/23/11 07:55
Date Received: 11/26/11 09:45

Lab Sample ID: 240-6291-1
Matrix: Solid
Percent Solids: 87.0

Method: 8270C - Semivolatile Organic Compounds (GC/MS) (Continued)

Analyte	Result	Qualifier	RL	MDL	Unit	D	Prepared	Analyzed	Dil Fac
Diethyl phthalate	57	U	57	18	ug/Kg	☼	11/29/11 08:46	12/01/11 17:48	1
Dimethyl phthalate	57	U	57	20	ug/Kg	☼	11/29/11 08:46	12/01/11 17:48	1
Di-n-butyl phthalate	57	U	57	17	ug/Kg	☼	11/29/11 08:46	12/01/11 17:48	1
Di-n-octyl phthalate	57	U	57	31	ug/Kg	☼	11/29/11 08:46	12/01/11 17:48	1
Fluoranthene	7.7	U	7.7	3.8	ug/Kg	☼	11/29/11 08:46	12/01/11 17:48	1
Fluorene	7.7	U	7.7	3.8	ug/Kg	☼	11/29/11 08:46	12/01/11 17:48	1
Hexachlorobenzene	7.7	U	7.7	2.4	ug/Kg	☼	11/29/11 08:46	12/01/11 17:48	1
Hexachlorobutadiene	57	U	57	31	ug/Kg	☼	11/29/11 08:46	12/01/11 17:48	1
Hexachlorocyclopentadiene	380	U	380	31	ug/Kg	☼	11/29/11 08:46	12/01/11 17:48	1
Hexachloroethane	57	U	57	10	ug/Kg	☼	11/29/11 08:46	12/01/11 17:48	1
Indeno[1,2,3-cd]pyrene	7.7	U	7.7	3.8	ug/Kg	☼	11/29/11 08:46	12/01/11 17:48	1
Isophorone	57	U	57	15	ug/Kg	☼	11/29/11 08:46	12/01/11 17:48	1
Naphthalene	7.7	U	7.7	3.8	ug/Kg	☼	11/29/11 08:46	12/01/11 17:48	1
Nitrobenzene	110	U	110	2.5	ug/Kg	☼	11/29/11 08:46	12/01/11 17:48	1
N-Nitrosodi-n-propylamine	57	U	57	31	ug/Kg	☼	11/29/11 08:46	12/01/11 17:48	1
N-Nitrosodiphenylamine	57	U	57	24	ug/Kg	☼	11/29/11 08:46	12/01/11 17:48	1
Pentachlorophenol	170	U	170	92	ug/Kg	☼	11/29/11 08:46	12/01/11 17:48	1
Phenol	57	U	57	31	ug/Kg	☼	11/29/11 08:46	12/01/11 17:48	1
Phenanthrene	7.7	U	7.7	3.8	ug/Kg	☼	11/29/11 08:46	12/01/11 17:48	1
Pyrene	**12**		7.7	3.8	ug/Kg	☼	11/29/11 08:46	12/01/11 17:48	1
3 & 4 Methylphenol	460	U	460	23	ug/Kg	☼	11/29/11 08:46	12/01/11 17:48	1

Surrogate	*%Recovery*	*Qualifier*	*Limits*	*Prepared*	*Analyzed*	*Dil Fac*
2-Fluorobiphenyl (Surr)	*54*		*34 - 110*	*11/29/11 08:46*	*12/01/11 17:48*	*1*
2-Fluorophenol (Surr)	*58*		*26 - 110*	*11/29/11 08:46*	*12/01/11 17:48*	*1*
2,4,6-Tribromophenol (Surr)	*35*		*10 - 118*	*11/29/11 08:46*	*12/01/11 17:48*	*1*
Nitrobenzene-d5 (Surr)	*44*		*24 - 112*	*11/29/11 08:46*	*12/01/11 17:48*	*1*
Phenol-d5 (Surr)	*49*		*28 - 110*	*11/29/11 08:46*	*12/01/11 17:48*	*1*
Terphenyl-d14 (Surr)	*71*		*41 - 119*	*11/29/11 08:46*	*12/01/11 17:48*	*1*

Method: 8082 - Polychlorinated Biphenyls (PCBs) by Gas Chromatography

Analyte	Result	Qualifier	RL	MDL	Unit	D	Prepared	Analyzed	Dil Fac
Aroclor-1016	38	U	38	24	ug/Kg	☼	11/28/11 10:37	11/30/11 14:26	1
Aroclor-1221	38	U	38	18	ug/Kg	☼	11/28/11 10:37	11/30/11 14:26	1
Aroclor-1232	38	U	38	16	ug/Kg	☼	11/28/11 10:37	11/30/11 14:26	1
Aroclor-1242	38	U	38	15	ug/Kg	☼	11/28/11 10:37	11/30/11 14:26	1
Aroclor-1248	38	U	38	20	ug/Kg	☼	11/28/11 10:37	11/30/11 14:26	1
Aroclor-1254	38	U	38	20	ug/Kg	☼	11/28/11 10:37	11/30/11 14:26	1
Aroclor-1260	38	U	38	20	ug/Kg	☼	11/28/11 10:37	11/30/11 14:26	1

Surrogate	*%Recovery*	*Qualifier*	*Limits*	*Prepared*	*Analyzed*	*Dil Fac*
Tetrachloro-m-xylene	*67*		*29 - 151*	*11/28/11 10:37*	*11/30/11 14:26*	*1*
DCB Decachlorobiphenyl	*65*		*14 - 163*	*11/28/11 10:37*	*11/30/11 14:26*	*1*

Method: 6010B - Metals (ICP)

Analyte	Result	Qualifier	RL	MDL	Unit	D	Prepared	Analyzed	Dil Fac
Aluminum	**6700**		16	7.6	mg/Kg	☼	11/29/11 11:25	11/30/11 09:01	1
Antimony	0.79	U	0.79	0.31	mg/Kg	☼	11/29/11 11:25	11/30/11 09:01	1
Barium	**90**	**B**	16	0.056	mg/Kg	☼	11/29/11 11:25	11/30/11 09:01	1
Beryllium	**0.22**	**J**	0.40	0.034	mg/Kg	☼	11/29/11 11:25	11/30/11 09:01	1
Calcium	**35000**	**B**	400	13	mg/Kg	☼	11/29/11 11:25	11/30/11 09:01	1

Client: Conestoga-Rovers & Associates, Inc.
Project/Site: 17324-T07, RACER Former MTM

TestAmerica Job ID: 240-6291-1

Client Sample ID: S-017324-112311-TP-076
Date Collected: 11/23/11 07:55
Date Received: 11/26/11 09:45

Lab Sample ID: 240-6291-1
Matrix: Solid
Percent Solids: 87.0

Method: 6010B - Metals (ICP) (Continued)

Analyte	Result	Qualifier	RL	MDL	Unit	D	Prepared	Analyzed	Dil Fac
Cadmium	0.22		0.16	0.029	mg/Kg	☼	11/29/11 11:25	11/30/11 09:01	1
Cobalt	7.1		4.0	0.13	mg/Kg	☼	11/29/11 11:25	11/30/11 09:01	1
Chromium	11		0.40	0.16	mg/Kg	☼	11/29/11 11:25	11/30/11 09:01	1
Copper	15		2.0	0.59	mg/Kg	☼	11/29/11 11:25	11/30/11 09:01	1
Iron	14000	B	7.9	3.9	mg/Kg	☼	11/29/11 11:25	11/30/11 09:01	1
Potassium	1500	B	400	4.9	mg/Kg	☼	11/29/11 11:25	11/30/11 09:01	1
Magnesium	40000	B	400	4.0	mg/Kg	☼	11/29/11 11:25	11/30/11 09:01	1
Manganese	290	B	1.2	0.059	mg/Kg	☼	11/29/11 11:25	11/30/11 09:01	1
Silver	0.40	U	0.40	0.079	mg/Kg	☼	11/29/11 11:25	11/30/11 09:01	1
Sodium	110	J	400	52	mg/Kg	☼	11/29/11 11:25	11/30/11 09:01	1
Nickel	16		3.2	0.21	mg/Kg	☼	11/29/11 11:25	11/30/11 09:01	1
Vanadium	16		4.0	0.095	mg/Kg	☼	11/29/11 11:25	11/30/11 09:01	1
Zinc	38		1.6	0.79	mg/Kg	☼	11/29/11 11:25	11/30/11 09:01	1
Arsenic	5.4		0.79	0.24	mg/Kg	☼	11/29/11 11:25	11/30/11 09:01	1
Lead	7.7		0.24	0.15	mg/Kg	☼	11/29/11 11:25	11/30/11 09:01	1
Selenium	0.40	U	0.40	0.36	mg/Kg	☼	11/29/11 11:25	11/30/11 09:01	1
Thallium	0.73	J	0.79	0.44	mg/Kg	☼	11/29/11 11:25	11/30/11 09:01	1

Method: 7471A - Mercury (CVAA)

Analyte	Result	Qualifier	RL	MDL	Unit	D	Prepared	Analyzed	Dil Fac
Mercury	0.013	J	0.079	0.012	mg/Kg	☼	11/29/11 14:20	11/30/11 14:06	1

Client: Conestoga-Rovers & Associates, Inc.
Project/Site: 17324-T07, RACER Former MTM

TestAmerica Job ID: 240-6291-1

Client Sample ID: S-017324-112311-TP-077
Date Collected: 11/23/11 08:25
Date Received: 11/26/11 09:45

Lab Sample ID: 240-6291-2
Matrix: Solid
Percent Solids: 79.6

Method: 8260B - Volatile Organic Compounds (GC/MS)

Analyte	Result	Qualifier	RL	MDL	Unit	D	Prepared	Analyzed	Dil Fac
Acetone	9.6	U H	9.6	3.0	ug/Kg	☼	11/26/11 13:00	12/05/11 16:45	1
Benzene	2.4	U H	2.4	0.11	ug/Kg	☼	11/26/11 13:00	12/05/11 16:45	1
Dichlorobromomethane	2.4	U H	2.4	0.13	ug/Kg	☼	11/26/11 13:00	12/05/11 16:45	1
Bromoform	2.4	U H	2.4	0.16	ug/Kg	☼	11/26/11 13:00	12/05/11 16:45	1
Bromomethane	2.4	U H	2.4	0.26	ug/Kg	☼	11/26/11 13:00	12/05/11 16:45	1
2-Butanone (MEK)	9.6	U H	9.6	0.67	ug/Kg	☼	11/26/11 13:00	12/05/11 16:45	1
Carbon disulfide	2.4	U H	2.4	0.21	ug/Kg	☼	11/26/11 13:00	12/05/11 16:45	1
Carbon tetrachloride	**0.37**	**J H**	2.4	0.18	ug/Kg	☼	11/26/11 13:00	12/05/11 16:45	1
Chlorobenzene	2.4	U H	2.4	0.16	ug/Kg	☼	11/26/11 13:00	12/05/11 16:45	1
Chloroethane	2.4	U H	2.4	0.41	ug/Kg	☼	11/26/11 13:00	12/05/11 16:45	1
Chloroform	**0.30**	**J H**	2.4	0.14	ug/Kg	☼	11/26/11 13:00	12/05/11 16:45	1
Chloromethane	2.4	U H	2.4	0.20	ug/Kg	☼	11/26/11 13:00	12/05/11 16:45	1
1,1-Dichloroethane	2.4	U H	2.4	0.17	ug/Kg	☼	11/26/11 13:00	12/05/11 16:45	1
1,2-Dichloroethane	**0.80**	**J H**	2.4	0.16	ug/Kg	☼	11/26/11 13:00	12/05/11 16:45	1
1,1-Dichloroethene	2.4	U H	2.4	0.25	ug/Kg	☼	11/26/11 13:00	12/05/11 16:45	1
1,2-Dichloropropane	2.4	U H	2.4	0.33	ug/Kg	☼	11/26/11 13:00	12/05/11 16:45	1
cis-1,3-Dichloropropene	2.4	U H	2.4	0.16	ug/Kg	☼	11/26/11 13:00	12/05/11 16:45	1
trans-1,3-Dichloropropene	2.4	U H	2.4	0.26	ug/Kg	☼	11/26/11 13:00	12/05/11 16:45	1
Ethylbenzene	2.4	U H	2.4	0.12	ug/Kg	☼	11/26/11 13:00	12/05/11 16:45	1
2-Hexanone	9.6	U H	9.6	0.30	ug/Kg	☼	11/26/11 13:00	12/05/11 16:45	1
Methylene Chloride	2.4	U H	2.4	0.32	ug/Kg	☼	11/26/11 13:00	12/05/11 16:45	1
4-Methyl-2-pentanone (MIBK)	9.6	U H	9.6	0.26	ug/Kg	☼	11/26/11 13:00	12/05/11 16:45	1
Styrene	2.4	U H	2.4	0.072	ug/Kg	☼	11/26/11 13:00	12/05/11 16:45	1
1,1,2,2-Tetrachloroethane	2.4	U H	2.4	0.16	ug/Kg	☼	11/26/11 13:00	12/05/11 16:45	1
Tetrachloroethene	2.4	U H	2.4	0.25	ug/Kg	☼	11/26/11 13:00	12/05/11 16:45	1
Toluene	**0.31**	**J H**	2.4	0.13	ug/Kg	☼	11/26/11 13:00	12/05/11 16:45	1
Trichloroethene	**1.0**	**J H**	2.4	0.20	ug/Kg	☼	11/26/11 13:00	12/05/11 16:45	1
Vinyl chloride	2.4	U H	2.4	0.19	ug/Kg	☼	11/26/11 13:00	12/05/11 16:45	1
Xylenes, Total	4.8	U H	4.8	0.32	ug/Kg	☼	11/26/11 13:00	12/05/11 16:45	1
1,1,1-Trichloroethane	2.4	U H	2.4	0.27	ug/Kg	☼	11/26/11 13:00	12/05/11 16:45	1
1,1,2-Trichloroethane	2.4	U H	2.4	0.19	ug/Kg	☼	11/26/11 13:00	12/05/11 16:45	1
Cyclohexane	4.8	U H	4.8	0.16	ug/Kg	☼	11/26/11 13:00	12/05/11 16:45	1
1,2-Dibromo-3-Chloropropane	4.8	U H	4.8	0.62	ug/Kg	☼	11/26/11 13:00	12/05/11 16:45	1
Ethylene Dibromide	2.4	U H	2.4	0.24	ug/Kg	☼	11/26/11 13:00	12/05/11 16:45	1
Dichlorodifluoromethane	2.4	U H	2.4	0.24	ug/Kg	☼	11/26/11 13:00	12/05/11 16:45	1
cis-1,2-Dichloroethene	2.4	U H	2.4	0.17	ug/Kg	☼	11/26/11 13:00	12/05/11 16:45	1
trans-1,2-Dichloroethene	2.4	U H	2.4	0.20	ug/Kg	☼	11/26/11 13:00	12/05/11 16:45	1
Isopropylbenzene	2.4	U H	2.4	0.076	ug/Kg	☼	11/26/11 13:00	12/05/11 16:45	1
Methyl acetate	4.8	U H	4.8	0.67	ug/Kg	☼	11/26/11 13:00	12/05/11 16:45	1
Methyl tert-butyl ether	9.6	U H	9.6	0.21	ug/Kg	☼	11/26/11 13:00	12/05/11 16:45	1
1,1,2-Trichloro-1,2,2-trifluoroethane	2.4	U H	2.4	0.62	ug/Kg	☼	11/26/11 13:00	12/05/11 16:45	1
1,2,4-Trichlorobenzene	2.4	U H	2.4	0.13	ug/Kg	☼	11/26/11 13:00	12/05/11 16:45	1
1,2-Dichlorobenzene	2.4	U H	2.4	0.17	ug/Kg	☼	11/26/11 13:00	12/05/11 16:45	1
1,3-Dichlorobenzene	2.4	U H	2.4	0.17	ug/Kg	☼	11/26/11 13:00	12/05/11 16:45	1
1,4-Dichlorobenzene	2.4	U H	2.4	0.32	ug/Kg	☼	11/26/11 13:00	12/05/11 16:45	1
Trichlorofluoromethane	2.4	U H	2.4	0.16	ug/Kg	☼	11/26/11 13:00	12/05/11 16:45	1
Chlorodibromomethane	2.4	U H	2.4	0.26	ug/Kg	☼	11/26/11 13:00	12/05/11 16:45	1
Methylcyclohexane	4.8	U H	4.8	0.15	ug/Kg	☼	11/26/11 13:00	12/05/11 16:45	1

Client: Conestoga-Rovers & Associates, Inc.
Project/Site: 17324-T07, RACER Former MTM

TestAmerica Job ID: 240-6291-1

Client Sample ID: S-017324-112311-TP-077
Date Collected: 11/23/11 08:25
Date Received: 11/26/11 09:45

Lab Sample ID: 240-6291-2
Matrix: Solid
Percent Solids: 79.6

Surrogate	%Recovery	Qualifier	Limits	Prepared	Analyzed	Dil Fac
1,2-Dichloroethane-d4 (Surr)	*98*		*58 - 123*	*11/26/11 13:00*	*12/05/11 16:45*	*1*
4-Bromofluorobenzene (Surr)	*110*		*52 - 136*	*11/26/11 13:00*	*12/05/11 16:45*	*1*
Toluene-d8 (Surr)	*104*		*67 - 125*	*11/26/11 13:00*	*12/05/11 16:45*	*1*
Dibromofluoromethane (Surr)	*96*		*37 - 132*	*11/26/11 13:00*	*12/05/11 16:45*	*1*

Method: 8270C - Semivolatile Organic Compounds (GC/MS)

Analyte	Result	Qualifier	RL	MDL	Unit	D	Prepared	Analyzed	Dil Fac
1,1'-Biphenyl	63	U	63	34	ug/Kg	☼	11/29/11 08:46	12/01/11 18:04	1
2,2'-oxybis[1-chloropropane]	130	U	130	12	ug/Kg	☼	11/29/11 08:46	12/01/11 18:04	1
2,4,5-Trichlorophenol	190	U	190	31	ug/Kg	☼	11/29/11 08:46	12/01/11 18:04	1
2,4,6-Trichlorophenol	190	U	190	100	ug/Kg	☼	11/29/11 08:46	12/01/11 18:04	1
2,4-Dichlorophenol	190	U	190	25	ug/Kg	☼	11/29/11 08:46	12/01/11 18:04	1
2,4-Dimethylphenol	190	U	190	25	ug/Kg	☼	11/29/11 08:46	12/01/11 18:04	1
2,4-Dinitrophenol	410	U	410	100	ug/Kg	☼	11/29/11 08:46	12/01/11 18:04	1
2,4-Dinitrotoluene	250	U	250	34	ug/Kg	☼	11/29/11 08:46	12/01/11 18:04	1
2,6-Dinitrotoluene	250	U	250	26	ug/Kg	☼	11/29/11 08:46	12/01/11 18:04	1
2-Chloronaphthalene	63	U	63	4.1	ug/Kg	☼	11/29/11 08:46	12/01/11 18:04	1
2-Chlorophenol	63	U	63	34	ug/Kg	☼	11/29/11 08:46	12/01/11 18:04	1
2-Methylnaphthalene	8.4	U	8.4	4.1	ug/Kg	☼	11/29/11 08:46	12/01/11 18:04	1
2-Methylphenol	250	U	250	100	ug/Kg	☼	11/29/11 08:46	12/01/11 18:04	1
2-Nitroaniline	250	U	250	11	ug/Kg	☼	11/29/11 08:46	12/01/11 18:04	1
2-Nitrophenol	63	U	63	34	ug/Kg	☼	11/29/11 08:46	12/01/11 18:04	1
3,3'-Dichlorobenzidine	130	U	130	23	ug/Kg	☼	11/29/11 08:46	12/01/11 18:04	1
3-Nitroaniline	250	U	250	20	ug/Kg	☼	11/29/11 08:46	12/01/11 18:04	1
4,6-Dinitro-2-methylphenol	190	U	190	100	ug/Kg	☼	11/29/11 08:46	12/01/11 18:04	1
4-Bromophenyl phenyl ether	63	U	63	16	ug/Kg	☼	11/29/11 08:46	12/01/11 18:04	1
4-Chloro-3-methylphenol	190	U	190	26	ug/Kg	☼	11/29/11 08:46	12/01/11 18:04	1
4-Chloroaniline	190	U	190	21	ug/Kg	☼	11/29/11 08:46	12/01/11 18:04	1
4-Chlorophenyl phenyl ether	63	U	63	16	ug/Kg	☼	11/29/11 08:46	12/01/11 18:04	1
4-Nitroaniline	250	U	250	33	ug/Kg	☼	11/29/11 08:46	12/01/11 18:04	1
4-Nitrophenol	410	U	410	100	ug/Kg	☼	11/29/11 08:46	12/01/11 18:04	1
Acenaphthene	8.4	U	8.4	4.1	ug/Kg	☼	11/29/11 08:46	12/01/11 18:04	1
Acenaphthylene	8.4	U	8.4	4.1	ug/Kg	☼	11/29/11 08:46	12/01/11 18:04	1
Acetophenone	130	U	130	12	ug/Kg	☼	11/29/11 08:46	12/01/11 18:04	1
Anthracene	8.4	U	8.4	4.1	ug/Kg	☼	11/29/11 08:46	12/01/11 18:04	1
Atrazine	250	U	250	11	ug/Kg	☼	11/29/11 08:46	12/01/11 18:04	1
Benzaldehyde	130	U	130	15	ug/Kg	☼	11/29/11 08:46	12/01/11 18:04	1
Benzo[a]anthracene	8.4	U	8.4	4.1	ug/Kg	☼	11/29/11 08:46	12/01/11 18:04	1
Benzo[a]pyrene	**5.2**	**J**	8.4	4.1	ug/Kg	☼	11/29/11 08:46	12/01/11 18:04	1
Benzo[b]fluoranthene	**9.8**		8.4	4.1	ug/Kg	☼	11/29/11 08:46	12/01/11 18:04	1
Benzo[g,h,i]perylene	8.4	U	8.4	4.1	ug/Kg	☼	11/29/11 08:46	12/01/11 18:04	1
Benzo[k]fluoranthene	8.4	U	8.4	4.1	ug/Kg	☼	11/29/11 08:46	12/01/11 18:04	1
Bis(2-chloroethoxy)methane	130	U	130	28	ug/Kg	☼	11/29/11 08:46	12/01/11 18:04	1
Bis(2-chloroethyl)ether	130	U	130	2.5	ug/Kg	☼	11/29/11 08:46	12/01/11 18:04	1
Bis(2-ethylhexyl) phthalate	63	U	63	24	ug/Kg	☼	11/29/11 08:46	12/01/11 18:04	1
Butyl benzyl phthalate	63	U	63	13	ug/Kg	☼	11/29/11 08:46	12/01/11 18:04	1
Caprolactam	410	U	410	46	ug/Kg	☼	11/29/11 08:46	12/01/11 18:04	1
Carbazole	63	U	63	34	ug/Kg	☼	11/29/11 08:46	12/01/11 18:04	1
Chrysene	8.4	U	8.4	1.4	ug/Kg	☼	11/29/11 08:46	12/01/11 18:04	1
Dibenz(a,h)anthracene	8.4	U	8.4	4.1	ug/Kg	☼	11/29/11 08:46	12/01/11 18:04	1
Dibenzofuran	63	U	63	4.1	ug/Kg	☼	11/29/11 08:46	12/01/11 18:04	1

Client Sample ID: S-017324-112311-TP-077
Date Collected: 11/23/11 08:25
Date Received: 11/26/11 09:45

Lab Sample ID: 240-6291-2
Matrix: Solid
Percent Solids: 79.6

Method: 8270C - Semivolatile Organic Compounds (GC/MS) (Continued)

Analyte	Result	Qualifier	RL	MDL	Unit	D	Prepared	Analyzed	Dil Fac
Diethyl phthalate	63	U	63	20	ug/Kg	☼	11/29/11 08:46	12/01/11 18:04	1
Dimethyl phthalate	63	U	63	21	ug/Kg	☼	11/29/11 08:46	12/01/11 18:04	1
Di-n-butyl phthalate	63	U	63	19	ug/Kg	☼	11/29/11 08:46	12/01/11 18:04	1
Di-n-octyl phthalate	63	U	63	34	ug/Kg	☼	11/29/11 08:46	12/01/11 18:04	1
Fluoranthene	**7.8**	**J**	8.4	4.1	ug/Kg	☼	11/29/11 08:46	12/01/11 18:04	1
Fluorene	8.4	U	8.4	4.1	ug/Kg	☼	11/29/11 08:46	12/01/11 18:04	1
Hexachlorobenzene	8.4	U	8.4	2.6	ug/Kg	☼	11/29/11 08:46	12/01/11 18:04	1
Hexachlorobutadiene	63	U	63	34	ug/Kg	☼	11/29/11 08:46	12/01/11 18:04	1
Hexachlorocyclopentadiene	410	U	410	34	ug/Kg	☼	11/29/11 08:46	12/01/11 18:04	1
Hexachloroethane	63	U	63	11	ug/Kg	☼	11/29/11 08:46	12/01/11 18:04	1
Indeno[1,2,3-cd]pyrene	**17**		8.4	4.1	ug/Kg	☼	11/29/11 08:46	12/01/11 18:04	1
Isophorone	63	U	63	16	ug/Kg	☼	11/29/11 08:46	12/01/11 18:04	1
Naphthalene	8.4	U	8.4	4.1	ug/Kg	☼	11/29/11 08:46	12/01/11 18:04	1
Nitrobenzene	130	U	130	2.8	ug/Kg	☼	11/29/11 08:46	12/01/11 18:04	1
N-Nitrosodi-n-propylamine	63	U	63	34	ug/Kg	☼	11/29/11 08:46	12/01/11 18:04	1
N-Nitrosodiphenylamine	63	U	63	26	ug/Kg	☼	11/29/11 08:46	12/01/11 18:04	1
Pentachlorophenol	190	U	190	100	ug/Kg	☼	11/29/11 08:46	12/01/11 18:04	1
Phenol	63	U	63	34	ug/Kg	☼	11/29/11 08:46	12/01/11 18:04	1
Phenanthrene	8.4	U	8.4	4.1	ug/Kg	☼	11/29/11 08:46	12/01/11 18:04	1
Pyrene	**7.6**	**J**	8.4	4.1	ug/Kg	☼	11/29/11 08:46	12/01/11 18:04	1
3 & 4 Methylphenol	500	U	500	25	ug/Kg	☼	11/29/11 08:46	12/01/11 18:04	1

Surrogate	*%Recovery*	*Qualifier*	*Limits*	*Prepared*	*Analyzed*	*Dil Fac*
2-Fluorobiphenyl (Surr)	*56*		*34 - 110*	*11/29/11 08:46*	*12/01/11 18:04*	*1*
2-Fluorophenol (Surr)	*61*		*26 - 110*	*11/29/11 08:46*	*12/01/11 18:04*	*1*
2,4,6-Tribromophenol (Surr)	*32*		*10 - 118*	*11/29/11 08:46*	*12/01/11 18:04*	*1*
Nitrobenzene-d5 (Surr)	*49*		*24 - 112*	*11/29/11 08:46*	*12/01/11 18:04*	*1*
Phenol-d5 (Surr)	*50*		*28 - 110*	*11/29/11 08:46*	*12/01/11 18:04*	*1*
Terphenyl-d14 (Surr)	*71*		*41 - 119*	*11/29/11 08:46*	*12/01/11 18:04*	*1*

Method: 8082 - Polychlorinated Biphenyls (PCBs) by Gas Chromatography

Analyte	Result	Qualifier	RL	MDL	Unit	D	Prepared	Analyzed	Dil Fac
Aroclor-1016	41	U	41	26	ug/Kg	☼	11/28/11 10:37	11/30/11 14:40	1
Aroclor-1221	41	U	41	20	ug/Kg	☼	11/28/11 10:37	11/30/11 14:40	1
Aroclor-1232	41	U	41	18	ug/Kg	☼	11/28/11 10:37	11/30/11 14:40	1
Aroclor-1242	41	U	41	16	ug/Kg	☼	11/28/11 10:37	11/30/11 14:40	1
Aroclor-1248	41	U	41	21	ug/Kg	☼	11/28/11 10:37	11/30/11 14:40	1
Aroclor-1254	41	U	41	21	ug/Kg	☼	11/28/11 10:37	11/30/11 14:40	1
Aroclor-1260	41	U	41	21	ug/Kg	☼	11/28/11 10:37	11/30/11 14:40	1

Surrogate	*%Recovery*	*Qualifier*	*Limits*	*Prepared*	*Analyzed*	*Dil Fac*
Tetrachloro-m-xylene	*78*		*29 - 151*	*11/28/11 10:37*	*11/30/11 14:40*	*1*
DCB Decachlorobiphenyl	*76*		*14 - 163*	*11/28/11 10:37*	*11/30/11 14:40*	*1*

Method: 6010B - Metals (ICP)

Analyte	Result	Qualifier	RL	MDL	Unit	D	Prepared	Analyzed	Dil Fac
Aluminum	**10000**		18	8.7	mg/Kg	☼	11/29/11 11:25	11/30/11 09:07	1
Antimony	**0.70**	**J**	0.90	0.35	mg/Kg	☼	11/29/11 11:25	11/30/11 09:07	1
Barium	**100**	**B**	18	0.064	mg/Kg	☼	11/29/11 11:25	11/30/11 09:07	1
Beryllium	**0.45**		0.45	0.039	mg/Kg	☼	11/29/11 11:25	11/30/11 09:07	1
Calcium	**33000**	**B**	450	14	mg/Kg	☼	11/29/11 11:25	11/30/11 09:07	1

Client: Conestoga-Rovers & Associates, Inc.
Project/Site: 17324-T07, RACER Former MTM

TestAmerica Job ID: 240-6291-1

Client Sample ID: S-017324-112311-TP-077
Date Collected: 11/23/11 08:25
Date Received: 11/26/11 09:45

Lab Sample ID: 240-6291-2
Matrix: Solid
Percent Solids: 79.6

Method: 6010B - Metals (ICP) (Continued)

Analyte	Result	Qualifier	RL	MDL	Unit	D	Prepared	Analyzed	Dil Fac
Cadmium	0.37		0.18	0.033	mg/Kg	☼	11/29/11 11:25	11/30/11 09:07	1
Cobalt	7.3		4.5	0.14	mg/Kg	☼	11/29/11 11:25	11/30/11 09:07	1
Chromium	19		0.45	0.18	mg/Kg	☼	11/29/11 11:25	11/30/11 09:07	1
Copper	45		2.3	0.67	mg/Kg	☼	11/29/11 11:25	11/30/11 09:07	1
Iron	21000	B	9.0	4.4	mg/Kg	☼	11/29/11 11:25	11/30/11 09:07	1
Potassium	1100	B	450	5.6	mg/Kg	☼	11/29/11 11:25	11/30/11 09:07	1
Magnesium	17000	B	450	4.6	mg/Kg	☼	11/29/11 11:25	11/30/11 09:07	1
Manganese	290	B	1.4	0.067	mg/Kg	☼	11/29/11 11:25	11/30/11 09:07	1
Silver	0.45	U	0.45	0.090	mg/Kg	☼	11/29/11 11:25	11/30/11 09:07	1
Sodium	450	U	450	60	mg/Kg	☼	11/29/11 11:25	11/30/11 09:07	1
Nickel	25		3.6	0.24	mg/Kg	☼	11/29/11 11:25	11/30/11 09:07	1
Vanadium	24		4.5	0.11	mg/Kg	☼	11/29/11 11:25	11/30/11 09:07	1
Zinc	74		1.8	0.90	mg/Kg	☼	11/29/11 11:25	11/30/11 09:07	1
Arsenic	9.3		0.90	0.27	mg/Kg	☼	11/29/11 11:25	11/30/11 09:07	1
Lead	130		0.27	0.17	mg/Kg	☼	11/29/11 11:25	11/30/11 09:07	1
Selenium	0.45	U	0.45	0.41	mg/Kg	☼	11/29/11 11:25	11/30/11 09:07	1
Thallium	0.93		0.90	0.50	mg/Kg	☼	11/29/11 11:25	11/30/11 09:07	1

Method: 7471A - Mercury (CVAA)

Analyte	Result	Qualifier	RL	MDL	Unit	D	Prepared	Analyzed	Dil Fac
Mercury	0.025	J	0.11	0.016	mg/Kg	☼	11/29/11 14:20	11/30/11 14:08	1

Client: Conestoga-Rovers & Associates, Inc.
Project/Site: 17324-T07, RACER Former MTM

TestAmerica Job ID: 240-6291-1

Client Sample ID: S-017324-112311-TP-078
Date Collected: 11/23/11 08:55
Date Received: 11/26/11 09:45

Lab Sample ID: 240-6291-3
Matrix: Solid
Percent Solids: 88.3

Method: 8260B - Volatile Organic Compounds (GC/MS)

Analyte	Result	Qualifier	RL	MDL	Unit	D	Prepared	Analyzed	Dil Fac
Acetone	8.9	U H	8.9	2.8	ug/Kg	☼	11/26/11 13:00	12/05/11 17:06	1
Benzene	2.2	U H	2.2	0.10	ug/Kg	☼	11/26/11 13:00	12/05/11 17:06	1
Dichlorobromomethane	2.2	U H	2.2	0.13	ug/Kg	☼	11/26/11 13:00	12/05/11 17:06	1
Bromoform	2.2	U H	2.2	0.15	ug/Kg	☼	11/26/11 13:00	12/05/11 17:06	1
Bromomethane	2.2	U H	2.2	0.24	ug/Kg	☼	11/26/11 13:00	12/05/11 17:06	1
2-Butanone (MEK)	8.9	U H	8.9	0.63	ug/Kg	☼	11/26/11 13:00	12/05/11 17:06	1
Carbon disulfide	2.2	U H	2.2	0.20	ug/Kg	☼	11/26/11 13:00	12/05/11 17:06	1
Carbon tetrachloride	2.2	U H	2.2	0.17	ug/Kg	☼	11/26/11 13:00	12/05/11 17:06	1
Chlorobenzene	2.2	U H	2.2	0.15	ug/Kg	☼	11/26/11 13:00	12/05/11 17:06	1
Chloroethane	2.2	U H	2.2	0.38	ug/Kg	☼	11/26/11 13:00	12/05/11 17:06	1
Chloroform	2.2	U H	2.2	0.13	ug/Kg	☼	11/26/11 13:00	12/05/11 17:06	1
Chloromethane	2.2	U H	2.2	0.18	ug/Kg	☼	11/26/11 13:00	12/05/11 17:06	1
1,1-Dichloroethane	2.2	U H	2.2	0.16	ug/Kg	☼	11/26/11 13:00	12/05/11 17:06	1
1,2-Dichloroethane	**1.3**	**J H**	2.2	0.15	ug/Kg	☼	11/26/11 13:00	12/05/11 17:06	1
1,1-Dichloroethene	2.2	U H	2.2	0.23	ug/Kg	☼	11/26/11 13:00	12/05/11 17:06	1
1,2-Dichloropropane	2.2	U H	2.2	0.31	ug/Kg	☼	11/26/11 13:00	12/05/11 17:06	1
cis-1,3-Dichloropropene	2.2	U H	2.2	0.15	ug/Kg	☼	11/26/11 13:00	12/05/11 17:06	1
trans-1,3-Dichloropropene	2.2	U H	2.2	0.24	ug/Kg	☼	11/26/11 13:00	12/05/11 17:06	1
Ethylbenzene	2.2	U H	2.2	0.12	ug/Kg	☼	11/26/11 13:00	12/05/11 17:06	1
2-Hexanone	8.9	U H	8.9	0.28	ug/Kg	☼	11/26/11 13:00	12/05/11 17:06	1
Methylene Chloride	2.2	U H	2.2	0.30	ug/Kg	☼	11/26/11 13:00	12/05/11 17:06	1
4-Methyl-2-pentanone (MIBK)	8.9	U H	8.9	0.24	ug/Kg	☼	11/26/11 13:00	12/05/11 17:06	1
Styrene	2.2	U H	2.2	0.067	ug/Kg	☼	11/26/11 13:00	12/05/11 17:06	1
1,1,2,2-Tetrachloroethane	2.2	U H	2.2	0.15	ug/Kg	☼	11/26/11 13:00	12/05/11 17:06	1
Tetrachloroethene	2.2	U H	2.2	0.23	ug/Kg	☼	11/26/11 13:00	12/05/11 17:06	1
Toluene	**0.49**	**J H**	2.2	0.12	ug/Kg	☼	11/26/11 13:00	12/05/11 17:06	1
Trichloroethene	2.2	U H	2.2	0.19	ug/Kg	☼	11/26/11 13:00	12/05/11 17:06	1
Vinyl chloride	2.2	U H	2.2	0.17	ug/Kg	☼	11/26/11 13:00	12/05/11 17:06	1
Xylenes, Total	4.5	U H	4.5	0.30	ug/Kg	☼	11/26/11 13:00	12/05/11 17:06	1
1,1,1-Trichloroethane	2.2	U H	2.2	0.25	ug/Kg	☼	11/26/11 13:00	12/05/11 17:06	1
1,1,2-Trichloroethane	2.2	U H	2.2	0.17	ug/Kg	☼	11/26/11 13:00	12/05/11 17:06	1
Cyclohexane	4.5	U H	4.5	0.15	ug/Kg	☼	11/26/11 13:00	12/05/11 17:06	1
1,2-Dibromo-3-Chloropropane	4.5	U H	4.5	0.58	ug/Kg	☼	11/26/11 13:00	12/05/11 17:06	1
Ethylene Dibromide	2.2	U H	2.2	0.22	ug/Kg	☼	11/26/11 13:00	12/05/11 17:06	1
Dichlorodifluoromethane	2.2	U H	2.2	0.22	ug/Kg	☼	11/26/11 13:00	12/05/11 17:06	1
cis-1,2-Dichloroethene	2.2	U H	2.2	0.16	ug/Kg	☼	11/26/11 13:00	12/05/11 17:06	1
trans-1,2-Dichloroethene	2.2	U H	2.2	0.18	ug/Kg	☼	11/26/11 13:00	12/05/11 17:06	1
Isopropylbenzene	2.2	U H	2.2	0.071	ug/Kg	☼	11/26/11 13:00	12/05/11 17:06	1
Methyl acetate	4.5	U H	4.5	0.63	ug/Kg	☼	11/26/11 13:00	12/05/11 17:06	1
Methyl tert-butyl ether	8.9	U H	8.9	0.19	ug/Kg	☼	11/26/11 13:00	12/05/11 17:06	1
1,1,2-Trichloro-1,2,2-trifluoroethane	2.2	U H	2.2	0.58	ug/Kg	☼	11/26/11 13:00	12/05/11 17:06	1
1,2,4-Trichlorobenzene	2.2	U H	2.2	0.12	ug/Kg	☼	11/26/11 13:00	12/05/11 17:06	1
1,2-Dichlorobenzene	2.2	U H	2.2	0.16	ug/Kg	☼	11/26/11 13:00	12/05/11 17:06	1
1,3-Dichlorobenzene	2.2	U H	2.2	0.16	ug/Kg	☼	11/26/11 13:00	12/05/11 17:06	1
1,4-Dichlorobenzene	2.2	U H	2.2	0.29	ug/Kg	☼	11/26/11 13:00	12/05/11 17:06	1
Trichlorofluoromethane	2.2	U H	2.2	0.15	ug/Kg	☼	11/26/11 13:00	12/05/11 17:06	1
Chlorodibromomethane	2.2	U H	2.2	0.25	ug/Kg	☼	11/26/11 13:00	12/05/11 17:06	1
Methylcyclohexane	4.5	U H	4.5	0.14	ug/Kg	☼	11/26/11 13:00	12/05/11 17:06	1

Client: Conestoga-Rovers & Associates, Inc.
Project/Site: 17324-T07, RACER Former MTM

TestAmerica Job ID: 240-6291-1

Client Sample ID: S-017324-112311-TP-078
Date Collected: 11/23/11 08:55
Date Received: 11/26/11 09:45

Lab Sample ID: 240-6291-3
Matrix: Solid
Percent Solids: 88.3

Surrogate	%Recovery	Qualifier	Limits	Prepared	Analyzed	Dil Fac
1,2-Dichloroethane-d4 (Surr)	*109*		*58 - 123*	*11/26/11 13:00*	*12/05/11 17:06*	*1*
4-Bromofluorobenzene (Surr)	*133*		*52 - 136*	*11/26/11 13:00*	*12/05/11 17:06*	*1*
Toluene-d8 (Surr)	*109*		*67 - 125*	*11/26/11 13:00*	*12/05/11 17:06*	*1*
Dibromofluoromethane (Surr)	*103*		*37 - 132*	*11/26/11 13:00*	*12/05/11 17:06*	*1*

Method: 8270C - Semivolatile Organic Compounds (GC/MS)

Analyte	Result	Qualifier	RL	MDL	Unit	D	Prepared	Analyzed	Dil Fac
1,1'-Biphenyl	57	U	57	31	ug/Kg	☼	11/29/11 08:46	12/01/11 18:21	1
2,2'-oxybis[1-chloropropane]	110	U	110	11	ug/Kg	☼	11/29/11 08:46	12/01/11 18:21	1
2,4,5-Trichlorophenol	170	U	170	28	ug/Kg	☼	11/29/11 08:46	12/01/11 18:21	1
2,4,6-Trichlorophenol	170	U	170	91	ug/Kg	☼	11/29/11 08:46	12/01/11 18:21	1
2,4-Dichlorophenol	170	U	170	23	ug/Kg	☼	11/29/11 08:46	12/01/11 18:21	1
2,4-Dimethylphenol	170	U	170	23	ug/Kg	☼	11/29/11 08:46	12/01/11 18:21	1
2,4-Dinitrophenol	370	U	370	91	ug/Kg	☼	11/29/11 08:46	12/01/11 18:21	1
2,4-Dinitrotoluene	230	U	230	31	ug/Kg	☼	11/29/11 08:46	12/01/11 18:21	1
2,6-Dinitrotoluene	230	U	230	24	ug/Kg	☼	11/29/11 08:46	12/01/11 18:21	1
2-Chloronaphthalene	57	U	57	3.7	ug/Kg	☼	11/29/11 08:46	12/01/11 18:21	1
2-Chlorophenol	57	U	57	31	ug/Kg	☼	11/29/11 08:46	12/01/11 18:21	1
2-Methylnaphthalene	7.6	U	7.6	3.7	ug/Kg	☼	11/29/11 08:46	12/01/11 18:21	1
2-Methylphenol	230	U	230	91	ug/Kg	☼	11/29/11 08:46	12/01/11 18:21	1
2-Nitroaniline	230	U	230	10	ug/Kg	☼	11/29/11 08:46	12/01/11 18:21	1
2-Nitrophenol	57	U	57	31	ug/Kg	☼	11/29/11 08:46	12/01/11 18:21	1
3,3'-Dichlorobenzidine	110	U	110	20	ug/Kg	☼	11/29/11 08:46	12/01/11 18:21	1
3-Nitroaniline	230	U	230	18	ug/Kg	☼	11/29/11 08:46	12/01/11 18:21	1
4,6-Dinitro-2-methylphenol	170	U	170	91	ug/Kg	☼	11/29/11 08:46	12/01/11 18:21	1
4-Bromophenyl phenyl ether	57	U	57	15	ug/Kg	☼	11/29/11 08:46	12/01/11 18:21	1
4-Chloro-3-methylphenol	170	U	170	24	ug/Kg	☼	11/29/11 08:46	12/01/11 18:21	1
4-Chloroaniline	170	U	170	19	ug/Kg	☼	11/29/11 08:46	12/01/11 18:21	1
4-Chlorophenyl phenyl ether	57	U	57	15	ug/Kg	☼	11/29/11 08:46	12/01/11 18:21	1
4-Nitroaniline	230	U	230	29	ug/Kg	☼	11/29/11 08:46	12/01/11 18:21	1
4-Nitrophenol	370	U	370	91	ug/Kg	☼	11/29/11 08:46	12/01/11 18:21	1
Acenaphthene	7.6	U	7.6	3.7	ug/Kg	☼	11/29/11 08:46	12/01/11 18:21	1
Acenaphthylene	7.6	U	7.6	3.7	ug/Kg	☼	11/29/11 08:46	12/01/11 18:21	1
Acetophenone	110	U	110	10	ug/Kg	☼	11/29/11 08:46	12/01/11 18:21	1
Anthracene	7.6	U	7.6	3.7	ug/Kg	☼	11/29/11 08:46	12/01/11 18:21	1
Atrazine	230	U	230	10	ug/Kg	☼	11/29/11 08:46	12/01/11 18:21	1
Benzaldehyde	110	U	110	14	ug/Kg	☼	11/29/11 08:46	12/01/11 18:21	1
Benzo[a]anthracene	7.6	U	7.6	3.7	ug/Kg	☼	11/29/11 08:46	12/01/11 18:21	1
Benzo[a]pyrene	7.6	U	7.6	3.7	ug/Kg	☼	11/29/11 08:46	12/01/11 18:21	1
Benzo[b]fluoranthene	7.6	U	7.6	3.7	ug/Kg	☼	11/29/11 08:46	12/01/11 18:21	1
Benzo[g,h,i]perylene	**8.3**		7.6	3.7	ug/Kg	☼	11/29/11 08:46	12/01/11 18:21	1
Benzo[k]fluoranthene	7.6	U	7.6	3.7	ug/Kg	☼	11/29/11 08:46	12/01/11 18:21	1
Bis(2-chloroethoxy)methane	110	U	110	25	ug/Kg	☼	11/29/11 08:46	12/01/11 18:21	1
Bis(2-chloroethyl)ether	110	U	110	2.3	ug/Kg	☼	11/29/11 08:46	12/01/11 18:21	1
Bis(2-ethylhexyl) phthalate	**41**	**J**	57	22	ug/Kg	☼	11/29/11 08:46	12/01/11 18:21	1
Butyl benzyl phthalate	57	U	57	11	ug/Kg	☼	11/29/11 08:46	12/01/11 18:21	1
Caprolactam	370	U	370	42	ug/Kg	☼	11/29/11 08:46	12/01/11 18:21	1
Carbazole	57	U	57	31	ug/Kg	☼	11/29/11 08:46	12/01/11 18:21	1
Chrysene	**20**		7.6	1.2	ug/Kg	☼	11/29/11 08:46	12/01/11 18:21	1
Dibenz(a,h)anthracene	7.6	U	7.6	3.7	ug/Kg	☼	11/29/11 08:46	12/01/11 18:21	1
Dibenzofuran	57	U	57	3.7	ug/Kg	☼	11/29/11 08:46	12/01/11 18:21	1

Client Sample ID: S-017324-112311-TP-078
Date Collected: 11/23/11 08:55
Date Received: 11/26/11 09:45

Lab Sample ID: 240-6291-3
Matrix: Solid
Percent Solids: 88.3

Method: 8270C - Semivolatile Organic Compounds (GC/MS) (Continued)

Analyte	Result	Qualifier	RL	MDL	Unit	D	Prepared	Analyzed	Dil Fac
Diethyl phthalate	57	U	57	18	ug/Kg	☼	11/29/11 08:46	12/01/11 18:21	1
Dimethyl phthalate	57	U	57	19	ug/Kg	☼	11/29/11 08:46	12/01/11 18:21	1
Di-n-butyl phthalate	57	U	57	17	ug/Kg	☼	11/29/11 08:46	12/01/11 18:21	1
Di-n-octyl phthalate	57	U	57	31	ug/Kg	☼	11/29/11 08:46	12/01/11 18:21	1
Fluoranthene	7.6	U	7.6	3.7	ug/Kg	☼	11/29/11 08:46	12/01/11 18:21	1
Fluorene	7.6	U	7.6	3.7	ug/Kg	☼	11/29/11 08:46	12/01/11 18:21	1
Hexachlorobenzene	7.6	U	7.6	2.4	ug/Kg	☼	11/29/11 08:46	12/01/11 18:21	1
Hexachlorobutadiene	57	U	57	31	ug/Kg	☼	11/29/11 08:46	12/01/11 18:21	1
Hexachlorocyclopentadiene	370	U	370	31	ug/Kg	☼	11/29/11 08:46	12/01/11 18:21	1
Hexachloroethane	57	U	57	10	ug/Kg	☼	11/29/11 08:46	12/01/11 18:21	1
Indeno[1,2,3-cd]pyrene	7.6	U	7.6	3.7	ug/Kg	☼	11/29/11 08:46	12/01/11 18:21	1
Isophorone	57	U	57	15	ug/Kg	☼	11/29/11 08:46	12/01/11 18:21	1
Naphthalene	7.6	U	7.6	3.7	ug/Kg	☼	11/29/11 08:46	12/01/11 18:21	1
Nitrobenzene	110	U	110	2.5	ug/Kg	☼	11/29/11 08:46	12/01/11 18:21	1
N-Nitrosodi-n-propylamine	57	U	57	31	ug/Kg	☼	11/29/11 08:46	12/01/11 18:21	1
N-Nitrosodiphenylamine	57	U	57	24	ug/Kg	☼	11/29/11 08:46	12/01/11 18:21	1
Pentachlorophenol	170	U	170	91	ug/Kg	☼	11/29/11 08:46	12/01/11 18:21	1
Phenol	57	U	57	31	ug/Kg	☼	11/29/11 08:46	12/01/11 18:21	1
Phenanthrene	7.6	U	7.6	3.7	ug/Kg	☼	11/29/11 08:46	12/01/11 18:21	1
Pyrene	**9.8**		7.6	3.7	ug/Kg	☼	11/29/11 08:46	12/01/11 18:21	1
3 & 4 Methylphenol	450	U	450	23	ug/Kg	☼	11/29/11 08:46	12/01/11 18:21	1

Surrogate	*%Recovery*	*Qualifier*	*Limits*	*Prepared*	*Analyzed*	*Dil Fac*
2-Fluorobiphenyl (Surr)	*49*		*34 - 110*	*11/29/11 08:46*	*12/01/11 18:21*	*1*
2-Fluorophenol (Surr)	*50*		*26 - 110*	*11/29/11 08:46*	*12/01/11 18:21*	*1*
2,4,6-Tribromophenol (Surr)	*21*		*10 - 118*	*11/29/11 08:46*	*12/01/11 18:21*	*1*
Nitrobenzene-d5 (Surr)	*39*		*24 - 112*	*11/29/11 08:46*	*12/01/11 18:21*	*1*
Phenol-d5 (Surr)	*43*		*28 - 110*	*11/29/11 08:46*	*12/01/11 18:21*	*1*
Terphenyl-d14 (Surr)	*68*		*41 - 119*	*11/29/11 08:46*	*12/01/11 18:21*	*1*

Method: 8082 - Polychlorinated Biphenyls (PCBs) by Gas Chromatography

Analyte	Result	Qualifier	RL	MDL	Unit	D	Prepared	Analyzed	Dil Fac
Aroclor-1016	37	U	37	24	ug/Kg	☼	11/28/11 10:37	11/30/11 14:54	1
Aroclor-1221	37	U	37	18	ug/Kg	☼	11/28/11 10:37	11/30/11 14:54	1
Aroclor-1232	37	U	37	16	ug/Kg	☼	11/28/11 10:37	11/30/11 14:54	1
Aroclor-1242	37	U	37	15	ug/Kg	☼	11/28/11 10:37	11/30/11 14:54	1
Aroclor-1248	37	U	37	19	ug/Kg	☼	11/28/11 10:37	11/30/11 14:54	1
Aroclor-1254	37	U	37	19	ug/Kg	☼	11/28/11 10:37	11/30/11 14:54	1
Aroclor-1260	37	U	37	19	ug/Kg	☼	11/28/11 10:37	11/30/11 14:54	1

Surrogate	*%Recovery*	*Qualifier*	*Limits*	*Prepared*	*Analyzed*	*Dil Fac*
Tetrachloro-m-xylene	*64*		*29 - 151*	*11/28/11 10:37*	*11/30/11 14:54*	*1*
DCB Decachlorobiphenyl	*69*		*14 - 163*	*11/28/11 10:37*	*11/30/11 14:54*	*1*

Method: 6010B - Metals (ICP)

Analyte	Result	Qualifier	RL	MDL	Unit	D	Prepared	Analyzed	Dil Fac
Aluminum	**6700**		22	10	mg/Kg	☼	11/29/11 11:25	11/30/11 07:10	1
Antimony	**0.66**	**J**	1.1	0.42	mg/Kg	☼	11/29/11 11:25	11/30/11 07:10	1
Barium	**41**	**B**	22	0.077	mg/Kg	☼	11/29/11 11:25	11/30/11 07:10	1
Beryllium	**0.25**	**J**	0.54	0.047	mg/Kg	☼	11/29/11 11:25	11/30/11 07:10	1
Calcium	**49000**	**B**	540	17	mg/Kg	☼	11/29/11 11:25	11/30/11 07:10	1

Client: Conestoga-Rovers & Associates, Inc.
Project/Site: 17324-T07, RACER Former MTM

TestAmerica Job ID: 240-6291-1

Client Sample ID: S-017324-112311-TP-078
Date Collected: 11/23/11 08:55
Date Received: 11/26/11 09:45

Lab Sample ID: 240-6291-3
Matrix: Solid
Percent Solids: 88.3

Method: 6010B - Metals (ICP) (Continued)

Analyte	Result	Qualifier	RL	MDL	Unit	D	Prepared	Analyzed	Dil Fac
Cadmium	0.24		0.22	0.039	mg/Kg	☼	11/29/11 11:25	11/30/11 07:10	1
Cobalt	7.4		5.4	0.17	mg/Kg	☼	11/29/11 11:25	11/30/11 07:10	1
Chromium	11		0.54	0.22	mg/Kg	☼	11/29/11 11:25	11/30/11 07:10	1
Copper	16		2.7	0.81	mg/Kg	☼	11/29/11 11:25	11/30/11 07:10	1
Iron	15000	B	11	5.3	mg/Kg	☼	11/29/11 11:25	11/30/11 07:10	1
Potassium	1600	B	540	6.8	mg/Kg	☼	11/29/11 11:25	11/30/11 07:10	1
Magnesium	38000	B	540	5.6	mg/Kg	☼	11/29/11 11:25	11/30/11 07:10	1
Manganese	310	B	1.6	0.081	mg/Kg	☼	11/29/11 11:25	11/30/11 07:10	1
Silver	0.54	U	0.54	0.11	mg/Kg	☼	11/29/11 11:25	11/30/11 07:10	1
Sodium	86	J	540	72	mg/Kg	☼	11/29/11 11:25	11/30/11 07:10	1
Nickel	19		4.4	0.29	mg/Kg	☼	11/29/11 11:25	11/30/11 07:10	1
Vanadium	16		5.4	0.13	mg/Kg	☼	11/29/11 11:25	11/30/11 07:10	1
Zinc	41		2.2	1.1	mg/Kg	☼	11/29/11 11:25	11/30/11 07:10	1
Arsenic	4.6		1.1	0.33	mg/Kg	☼	11/29/11 11:25	11/30/11 07:10	1
Lead	9.2		0.33	0.21	mg/Kg	☼	11/29/11 11:25	11/30/11 07:10	1
Selenium	0.54	U	0.54	0.49	mg/Kg	☼	11/29/11 11:25	11/30/11 07:10	1
Thallium	0.84	J	1.1	0.60	mg/Kg	☼	11/29/11 11:25	11/30/11 07:10	1

Method: 7471A - Mercury (CVAA)

Analyte	Result	Qualifier	RL	MDL	Unit	D	Prepared	Analyzed	Dil Fac
Mercury	0.11	U	0.11	0.016	mg/Kg	☼	11/29/11 14:20	11/30/11 14:03	1

Client: Conestoga-Rovers & Associates, Inc.
Project/Site: 17324-T07, RACER Former MTM

TestAmerica Job ID: 240-6291-1

Client Sample ID: S-017324-112311-TP-079
Date Collected: 11/23/11 09:45
Date Received: 11/26/11 09:45

Lab Sample ID: 240-6291-4
Matrix: Solid
Percent Solids: 77.4

Method: 8260B - Volatile Organic Compounds (GC/MS)

Analyte	Result	Qualifier	RL	MDL	Unit	D	Prepared	Analyzed	Dil Fac
Acetone	**19**	**H**	10	3.3	ug/Kg	☼	11/26/11 13:00	12/05/11 18:32	1
Benzene	2.6	U H	2.6	0.12	ug/Kg	☼	11/26/11 13:00	12/05/11 18:32	1
Dichlorobromomethane	2.6	U H	2.6	0.14	ug/Kg	☼	11/26/11 13:00	12/05/11 18:32	1
Bromoform	2.6	U H	2.6	0.17	ug/Kg	☼	11/26/11 13:00	12/05/11 18:32	1
Bromomethane	2.6	U H	2.6	0.28	ug/Kg	☼	11/26/11 13:00	12/05/11 18:32	1
2-Butanone (MEK)	**2.1**	**J H**	10	0.72	ug/Kg	☼	11/26/11 13:00	12/05/11 18:32	1
Carbon disulfide	**0.33**	**J H**	2.6	0.23	ug/Kg	☼	11/26/11 13:00	12/05/11 18:32	1
Carbon tetrachloride	2.6	U H	2.6	0.19	ug/Kg	☼	11/26/11 13:00	12/05/11 18:32	1
Chlorobenzene	2.6	U H	2.6	0.17	ug/Kg	☼	11/26/11 13:00	12/05/11 18:32	1
Chloroethane	2.6	U H	2.6	0.44	ug/Kg	☼	11/26/11 13:00	12/05/11 18:32	1
Chloroform	2.6	U H	2.6	0.15	ug/Kg	☼	11/26/11 13:00	12/05/11 18:32	1
Chloromethane	2.6	U H	2.6	0.21	ug/Kg	☼	11/26/11 13:00	12/05/11 18:32	1
1,1-Dichloroethane	2.6	U H	2.6	0.19	ug/Kg	☼	11/26/11 13:00	12/05/11 18:32	1
1,2-Dichloroethane	**0.79**	**J H**	2.6	0.18	ug/Kg	☼	11/26/11 13:00	12/05/11 18:32	1
1,1-Dichloroethene	2.6	U H	2.6	0.27	ug/Kg	☼	11/26/11 13:00	12/05/11 18:32	1
1,2-Dichloropropane	2.6	U H	2.6	0.36	ug/Kg	☼	11/26/11 13:00	12/05/11 18:32	1
cis-1,3-Dichloropropene	2.6	U H	2.6	0.18	ug/Kg	☼	11/26/11 13:00	12/05/11 18:32	1
trans-1,3-Dichloropropene	2.6	U H	2.6	0.28	ug/Kg	☼	11/26/11 13:00	12/05/11 18:32	1
Ethylbenzene	2.6	U H	2.6	0.13	ug/Kg	☼	11/26/11 13:00	12/05/11 18:32	1
2-Hexanone	10	U H	10	0.33	ug/Kg	☼	11/26/11 13:00	12/05/11 18:32	1
Methylene Chloride	2.6	U H	2.6	0.35	ug/Kg	☼	11/26/11 13:00	12/05/11 18:32	1
4-Methyl-2-pentanone (MIBK)	10	U H	10	0.28	ug/Kg	☼	11/26/11 13:00	12/05/11 18:32	1
Styrene	2.6	U H	2.6	0.077	ug/Kg	☼	11/26/11 13:00	12/05/11 18:32	1
1,1,2,2-Tetrachloroethane	2.6	U H	2.6	0.18	ug/Kg	☼	11/26/11 13:00	12/05/11 18:32	1
Tetrachloroethene	2.6	U H	2.6	0.27	ug/Kg	☼	11/26/11 13:00	12/05/11 18:32	1
Toluene	**0.28**	**J H**	2.6	0.14	ug/Kg	☼	11/26/11 13:00	12/05/11 18:32	1
Trichloroethene	2.6	U H	2.6	0.22	ug/Kg	☼	11/26/11 13:00	12/05/11 18:32	1
Vinyl chloride	2.6	U H	2.6	0.20	ug/Kg	☼	11/26/11 13:00	12/05/11 18:32	1
Xylenes, Total	5.2	U H	5.2	0.35	ug/Kg	☼	11/26/11 13:00	12/05/11 18:32	1
1,1,1-Trichloroethane	2.6	U H	2.6	0.29	ug/Kg	☼	11/26/11 13:00	12/05/11 18:32	1
1,1,2-Trichloroethane	2.6	U H	2.6	0.20	ug/Kg	☼	11/26/11 13:00	12/05/11 18:32	1
Cyclohexane	5.2	U H	5.2	0.17	ug/Kg	☼	11/26/11 13:00	12/05/11 18:32	1
1,2-Dibromo-3-Chloropropane	5.2	U H	5.2	0.67	ug/Kg	☼	11/26/11 13:00	12/05/11 18:32	1
Ethylene Dibromide	2.6	U H	2.6	0.26	ug/Kg	☼	11/26/11 13:00	12/05/11 18:32	1
Dichlorodifluoromethane	2.6	U H	2.6	0.26	ug/Kg	☼	11/26/11 13:00	12/05/11 18:32	1
cis-1,2-Dichloroethene	2.6	U H	2.6	0.19	ug/Kg	☼	11/26/11 13:00	12/05/11 18:32	1
trans-1,2-Dichloroethene	2.6	U H	2.6	0.21	ug/Kg	☼	11/26/11 13:00	12/05/11 18:32	1
Isopropylbenzene	2.6	U H	2.6	0.083	ug/Kg	☼	11/26/11 13:00	12/05/11 18:32	1
Methyl acetate	5.2	U H	5.2	0.72	ug/Kg	☼	11/26/11 13:00	12/05/11 18:32	1
Methyl tert-butyl ether	10	U H	10	0.22	ug/Kg	☼	11/26/11 13:00	12/05/11 18:32	1
1,1,2-Trichloro-1,2,2-trifluoroethane	2.6	U H	2.6	0.67	ug/Kg	☼	11/26/11 13:00	12/05/11 18:32	1
1,2,4-Trichlorobenzene	2.6	U H	2.6	0.14	ug/Kg	☼	11/26/11 13:00	12/05/11 18:32	1
1,2-Dichlorobenzene	2.6	U H	2.6	0.19	ug/Kg	☼	11/26/11 13:00	12/05/11 18:32	1
1,3-Dichlorobenzene	2.6	U H	2.6	0.18	ug/Kg	☼	11/26/11 13:00	12/05/11 18:32	1
1,4-Dichlorobenzene	2.6	U H	2.6	0.34	ug/Kg	☼	11/26/11 13:00	12/05/11 18:32	1
Trichlorofluoromethane	2.6	U H	2.6	0.18	ug/Kg	☼	11/26/11 13:00	12/05/11 18:32	1
Chlorodibromomethane	2.6	U H	2.6	0.28	ug/Kg	☼	11/26/11 13:00	12/05/11 18:32	1
Methylcyclohexane	5.2	U H	5.2	0.16	ug/Kg	☼	11/26/11 13:00	12/05/11 18:32	1

Client: Conestoga-Rovers & Associates, Inc.
Project/Site: 17324-T07, RACER Former MTM

TestAmerica Job ID: 240-6291-1

Client Sample ID: S-017324-112311-TP-079
Date Collected: 11/23/11 09:45
Date Received: 11/26/11 09:45

Lab Sample ID: 240-6291-4
Matrix: Solid
Percent Solids: 77.4

Surrogate	%Recovery	Qualifier	Limits	Prepared	Analyzed	Dil Fac
1,2-Dichloroethane-d4 (Surr)	*107*		*58 - 123*	*11/26/11 13:00*	*12/05/11 18:32*	*1*
4-Bromofluorobenzene (Surr)	*102*		*52 - 136*	*11/26/11 13:00*	*12/05/11 18:32*	*1*
Toluene-d8 (Surr)	*101*		*67 - 125*	*11/26/11 13:00*	*12/05/11 18:32*	*1*
Dibromofluoromethane (Surr)	*105*		*37 - 132*	*11/26/11 13:00*	*12/05/11 18:32*	*1*

Method: 8270C - Semivolatile Organic Compounds (GC/MS)

Analyte	Result	Qualifier	RL	MDL	Unit	D	Prepared	Analyzed	Dil Fac
1,1'-Biphenyl	65	U	65	35	ug/Kg	☼	11/29/11 08:46	12/01/11 19:11	1
2,2'-oxybis[1-chloropropane]	130	U	130	12	ug/Kg	☼	11/29/11 08:46	12/01/11 19:11	1
2,4,5-Trichlorophenol	190	U	190	32	ug/Kg	☼	11/29/11 08:46	12/01/11 19:11	1
2,4,6-Trichlorophenol	190	U	190	100	ug/Kg	☼	11/29/11 08:46	12/01/11 19:11	1
2,4-Dichlorophenol	190	U	190	26	ug/Kg	☼	11/29/11 08:46	12/01/11 19:11	1
2,4-Dimethylphenol	190	U	190	26	ug/Kg	☼	11/29/11 08:46	12/01/11 19:11	1
2,4-Dinitrophenol	430	U	430	100	ug/Kg	☼	11/29/11 08:46	12/01/11 19:11	1
2,4-Dinitrotoluene	260	U	260	35	ug/Kg	☼	11/29/11 08:46	12/01/11 19:11	1
2,6-Dinitrotoluene	260	U	260	27	ug/Kg	☼	11/29/11 08:46	12/01/11 19:11	1
2-Chloronaphthalene	65	U	65	4.3	ug/Kg	☼	11/29/11 08:46	12/01/11 19:11	1
2-Chlorophenol	65	U	65	35	ug/Kg	☼	11/29/11 08:46	12/01/11 19:11	1
2-Methylnaphthalene	**10**		8.6	4.3	ug/Kg	☼	11/29/11 08:46	12/01/11 19:11	1
2-Methylphenol	260	U	260	100	ug/Kg	☼	11/29/11 08:46	12/01/11 19:11	1
2-Nitroaniline	260	U	260	12	ug/Kg	☼	11/29/11 08:46	12/01/11 19:11	1
2-Nitrophenol	65	U	65	35	ug/Kg	☼	11/29/11 08:46	12/01/11 19:11	1
3,3'-Dichlorobenzidine	130	U	130	23	ug/Kg	☼	11/29/11 08:46	12/01/11 19:11	1
3-Nitroaniline	260	U	260	21	ug/Kg	☼	11/29/11 08:46	12/01/11 19:11	1
4,6-Dinitro-2-methylphenol	190	U	190	100	ug/Kg	☼	11/29/11 08:46	12/01/11 19:11	1
4-Bromophenyl phenyl ether	65	U	65	17	ug/Kg	☼	11/29/11 08:46	12/01/11 19:11	1
4-Chloro-3-methylphenol	190	U	190	27	ug/Kg	☼	11/29/11 08:46	12/01/11 19:11	1
4-Chloroaniline	190	U	190	22	ug/Kg	☼	11/29/11 08:46	12/01/11 19:11	1
4-Chlorophenyl phenyl ether	65	U	65	17	ug/Kg	☼	11/29/11 08:46	12/01/11 19:11	1
4-Nitroaniline	260	U	260	34	ug/Kg	☼	11/29/11 08:46	12/01/11 19:11	1
4-Nitrophenol	430	U	430	100	ug/Kg	☼	11/29/11 08:46	12/01/11 19:11	1
Acenaphthene	8.6	U	8.6	4.3	ug/Kg	☼	11/29/11 08:46	12/01/11 19:11	1
Acenaphthylene	8.6	U	8.6	4.3	ug/Kg	☼	11/29/11 08:46	12/01/11 19:11	1
Acetophenone	130	U	130	12	ug/Kg	☼	11/29/11 08:46	12/01/11 19:11	1
Anthracene	8.6	U	8.6	4.3	ug/Kg	☼	11/29/11 08:46	12/01/11 19:11	1
Atrazine	260	U	260	12	ug/Kg	☼	11/29/11 08:46	12/01/11 19:11	1
Benzaldehyde	130	U	130	16	ug/Kg	☼	11/29/11 08:46	12/01/11 19:11	1
Benzo[a]anthracene	8.6	U	8.6	4.3	ug/Kg	☼	11/29/11 08:46	12/01/11 19:11	1
Benzo[a]pyrene	8.6	U	8.6	4.3	ug/Kg	☼	11/29/11 08:46	12/01/11 19:11	1
Benzo[b]fluoranthene	8.6	U	8.6	4.3	ug/Kg	☼	11/29/11 08:46	12/01/11 19:11	1
Benzo[g,h,i]perylene	8.6	U	8.6	4.3	ug/Kg	☼	11/29/11 08:46	12/01/11 19:11	1
Benzo[k]fluoranthene	8.6	U	8.6	4.3	ug/Kg	☼	11/29/11 08:46	12/01/11 19:11	1
Bis(2-chloroethoxy)methane	130	U	130	28	ug/Kg	☼	11/29/11 08:46	12/01/11 19:11	1
Bis(2-chloroethyl)ether	130	U	130	2.6	ug/Kg	☼	11/29/11 08:46	12/01/11 19:11	1
Bis(2-ethylhexyl) phthalate	**29**	**J**	65	25	ug/Kg	☼	11/29/11 08:46	12/01/11 19:11	1
Butyl benzyl phthalate	65	U	65	13	ug/Kg	☼	11/29/11 08:46	12/01/11 19:11	1
Caprolactam	430	U	430	48	ug/Kg	☼	11/29/11 08:46	12/01/11 19:11	1
Carbazole	65	U	65	35	ug/Kg	☼	11/29/11 08:46	12/01/11 19:11	1
Chrysene	8.6	U	8.6	1.4	ug/Kg	☼	11/29/11 08:46	12/01/11 19:11	1
Dibenz(a,h)anthracene	8.6	U	8.6	4.3	ug/Kg	☼	11/29/11 08:46	12/01/11 19:11	1
Dibenzofuran	65	U	65	4.3	ug/Kg	☼	11/29/11 08:46	12/01/11 19:11	1

Client Sample ID: S-017324-112311-TP-079
Date Collected: 11/23/11 09:45
Date Received: 11/26/11 09:45

Lab Sample ID: 240-6291-4
Matrix: Solid
Percent Solids: 77.4

Method: 8270C - Semivolatile Organic Compounds (GC/MS) (Continued)

Analyte	Result	Qualifier	RL	MDL	Unit	D	Prepared	Analyzed	Dil Fac
Diethyl phthalate	65	U	65	21	ug/Kg	☼	11/29/11 08:46	12/01/11 19:11	1
Dimethyl phthalate	65	U	65	22	ug/Kg	☼	11/29/11 08:46	12/01/11 19:11	1
Di-n-butyl phthalate	65	U	65	19	ug/Kg	☼	11/29/11 08:46	12/01/11 19:11	1
Di-n-octyl phthalate	65	U	65	35	ug/Kg	☼	11/29/11 08:46	12/01/11 19:11	1
Fluoranthene	8.6	U	8.6	4.3	ug/Kg	☼	11/29/11 08:46	12/01/11 19:11	1
Fluorene	8.6	U	8.6	4.3	ug/Kg	☼	11/29/11 08:46	12/01/11 19:11	1
Hexachlorobenzene	8.6	U	8.6	2.7	ug/Kg	☼	11/29/11 08:46	12/01/11 19:11	1
Hexachlorobutadiene	65	U	65	35	ug/Kg	☼	11/29/11 08:46	12/01/11 19:11	1
Hexachlorocyclopentadiene	430	U	430	35	ug/Kg	☼	11/29/11 08:46	12/01/11 19:11	1
Hexachloroethane	65	U	65	12	ug/Kg	☼	11/29/11 08:46	12/01/11 19:11	1
Indeno[1,2,3-cd]pyrene	8.6	U	8.6	4.3	ug/Kg	☼	11/29/11 08:46	12/01/11 19:11	1
Isophorone	65	U	65	17	ug/Kg	☼	11/29/11 08:46	12/01/11 19:11	1
Naphthalene	8.6	U	8.6	4.3	ug/Kg	☼	11/29/11 08:46	12/01/11 19:11	1
Nitrobenzene	130	U	130	2.8	ug/Kg	☼	11/29/11 08:46	12/01/11 19:11	1
N-Nitrosodi-n-propylamine	65	U	65	35	ug/Kg	☼	11/29/11 08:46	12/01/11 19:11	1
N-Nitrosodiphenylamine	65	U	65	27	ug/Kg	☼	11/29/11 08:46	12/01/11 19:11	1
Pentachlorophenol	190	U	190	100	ug/Kg	☼	11/29/11 08:46	12/01/11 19:11	1
Phenol	65	U	65	35	ug/Kg	☼	11/29/11 08:46	12/01/11 19:11	1
Phenanthrene	**5.8**	**J**	8.6	4.3	ug/Kg	☼	11/29/11 08:46	12/01/11 19:11	1
Pyrene	8.6	U	8.6	4.3	ug/Kg	☼	11/29/11 08:46	12/01/11 19:11	1
3 & 4 Methylphenol	520	U	520	26	ug/Kg	☼	11/29/11 08:46	12/01/11 19:11	1

Surrogate	*%Recovery*	*Qualifier*	*Limits*	*Prepared*	*Analyzed*	*Dil Fac*
2-Fluorobiphenyl (Surr)	*46*		*34 - 110*	*11/29/11 08:46*	*12/01/11 19:11*	*1*
2-Fluorophenol (Surr)	*54*		*26 - 110*	*11/29/11 08:46*	*12/01/11 19:11*	*1*
2,4,6-Tribromophenol (Surr)	*21*		*10 - 118*	*11/29/11 08:46*	*12/01/11 19:11*	*1*
Nitrobenzene-d5 (Surr)	*42*		*24 - 112*	*11/29/11 08:46*	*12/01/11 19:11*	*1*
Phenol-d5 (Surr)	*39*		*28 - 110*	*11/29/11 08:46*	*12/01/11 19:11*	*1*
Terphenyl-d14 (Surr)	*60*		*41 - 119*	*11/29/11 08:46*	*12/01/11 19:11*	*1*

Method: 8082 - Polychlorinated Biphenyls (PCBs) by Gas Chromatography

Analyte	Result	Qualifier	RL	MDL	Unit	D	Prepared	Analyzed	Dil Fac
Aroclor-1016	43	U	43	27	ug/Kg	☼	11/28/11 10:37	11/30/11 15:07	1
Aroclor-1221	43	U	43	21	ug/Kg	☼	11/28/11 10:37	11/30/11 15:07	1
Aroclor-1232	43	U	43	18	ug/Kg	☼	11/28/11 10:37	11/30/11 15:07	1
Aroclor-1242	43	U	43	17	ug/Kg	☼	11/28/11 10:37	11/30/11 15:07	1
Aroclor-1248	**180**		43	22	ug/Kg	☼	11/28/11 10:37	11/30/11 15:07	1
Aroclor-1254	43	U	43	22	ug/Kg	☼	11/28/11 10:37	11/30/11 15:07	1
Aroclor-1260	43	U	43	22	ug/Kg	☼	11/28/11 10:37	11/30/11 15:07	1

Surrogate	*%Recovery*	*Qualifier*	*Limits*	*Prepared*	*Analyzed*	*Dil Fac*
Tetrachloro-m-xylene	*66*		*29 - 151*	*11/28/11 10:37*	*11/30/11 15:07*	*1*
DCB Decachlorobiphenyl	*124*		*14 - 163*	*11/28/11 10:37*	*11/30/11 15:07*	*1*

Method: 6010B - Metals (ICP)

Analyte	Result	Qualifier	RL	MDL	Unit	D	Prepared	Analyzed	Dil Fac
Aluminum	**21000**		25	12	mg/Kg	☼	11/29/11 11:25	11/30/11 09:25	1
Antimony	1.2	U	1.2	0.48	mg/Kg	☼	11/29/11 11:25	11/30/11 09:25	1
Barium	**120**	**B**	25	0.088	mg/Kg	☼	11/29/11 11:25	11/30/11 09:25	1
Beryllium	**0.43**	**J**	0.62	0.053	mg/Kg	☼	11/29/11 11:25	11/30/11 09:25	1
Calcium	**4000**	**B**	620	20	mg/Kg	☼	11/29/11 11:25	11/30/11 09:25	1

Client: Conestoga-Rovers & Associates, Inc.
Project/Site: 17324-T07, RACER Former MTM

TestAmerica Job ID: 240-6291-1

Client Sample ID: S-017324-112311-TP-079
Date Collected: 11/23/11 09:45
Date Received: 11/26/11 09:45

Lab Sample ID: 240-6291-4
Matrix: Solid
Percent Solids: 77.4

Method: 6010B - Metals (ICP) (Continued)

Analyte	Result	Qualifier	RL	MDL	Unit	D	Prepared	Analyzed	Dil Fac
Cadmium	0.15	J	0.25	0.045	mg/Kg	☼	11/29/11 11:25	11/30/11 09:25	1
Cobalt	9.4		6.2	0.20	mg/Kg	☼	11/29/11 11:25	11/30/11 09:25	1
Chromium	23		0.62	0.25	mg/Kg	☼	11/29/11 11:25	11/30/11 09:25	1
Copper	23		3.1	0.92	mg/Kg	☼	11/29/11 11:25	11/30/11 09:25	1
Iron	28000	B	12	6.1	mg/Kg	☼	11/29/11 11:25	11/30/11 09:25	1
Potassium	1000	B	620	7.7	mg/Kg	☼	11/29/11 11:25	11/30/11 09:25	1
Magnesium	4500	B	620	6.3	mg/Kg	☼	11/29/11 11:25	11/30/11 09:25	1
Manganese	440	B	1.9	0.092	mg/Kg	☼	11/29/11 11:25	11/30/11 09:25	1
Silver	0.62	U	0.62	0.12	mg/Kg	☼	11/29/11 11:25	11/30/11 09:25	1
Sodium	240	J	620	82	mg/Kg	☼	11/29/11 11:25	11/30/11 09:25	1
Nickel	18		5.0	0.34	mg/Kg	☼	11/29/11 11:25	11/30/11 09:25	1
Vanadium	37		6.2	0.15	mg/Kg	☼	11/29/11 11:25	11/30/11 09:25	1
Zinc	58		2.5	1.2	mg/Kg	☼	11/29/11 11:25	11/30/11 09:25	1
Arsenic	9.8		1.2	0.37	mg/Kg	☼	11/29/11 11:25	11/30/11 09:25	1
Lead	16		0.37	0.24	mg/Kg	☼	11/29/11 11:25	11/30/11 09:25	1
Selenium	0.62	U	0.62	0.56	mg/Kg	☼	11/29/11 11:25	11/30/11 09:25	1
Thallium	0.74	J	1.2	0.68	mg/Kg	☼	11/29/11 11:25	11/30/11 09:25	1

Method: 7471A - Mercury (CVAA)

Analyte	Result	Qualifier	RL	MDL	Unit	D	Prepared	Analyzed	Dil Fac
Mercury	0.052	J	0.12	0.017	mg/Kg	☼	11/29/11 14:20	11/30/11 14:09	1

Client: Conestoga-Rovers & Associates, Inc.
Project/Site: 17324-T07, RACER Former MTM

TestAmerica Job ID: 240-6291-1

Client Sample ID: S-017324-112311-TP-080
Date Collected: 11/23/11 09:55
Date Received: 11/26/11 09:45

Lab Sample ID: 240-6291-5
Matrix: Solid
Percent Solids: 86.9

Method: 8260B - Volatile Organic Compounds (GC/MS)

Analyte	Result	Qualifier	RL	MDL	Unit	D	Prepared	Analyzed	Dil Fac
Acetone	8.5	U H	8.5	2.7	ug/Kg	☼	11/26/11 13:00	12/05/11 18:53	1
Benzene	2.1	U H	2.1	0.098	ug/Kg	☼	11/26/11 13:00	12/05/11 18:53	1
Dichlorobromomethane	2.1	U H	2.1	0.12	ug/Kg	☼	11/26/11 13:00	12/05/11 18:53	1
Bromoform	2.1	U H	2.1	0.14	ug/Kg	☼	11/26/11 13:00	12/05/11 18:53	1
Bromomethane	2.1	U H	2.1	0.23	ug/Kg	☼	11/26/11 13:00	12/05/11 18:53	1
2-Butanone (MEK)	8.5	U H	8.5	0.59	ug/Kg	☼	11/26/11 13:00	12/05/11 18:53	1
Carbon disulfide	2.1	U H	2.1	0.19	ug/Kg	☼	11/26/11 13:00	12/05/11 18:53	1
Carbon tetrachloride	2.1	U H	2.1	0.16	ug/Kg	☼	11/26/11 13:00	12/05/11 18:53	1
Chlorobenzene	2.1	U H	2.1	0.14	ug/Kg	☼	11/26/11 13:00	12/05/11 18:53	1
Chloroethane	2.1	U H	2.1	0.37	ug/Kg	☼	11/26/11 13:00	12/05/11 18:53	1
Chloroform	2.1	U H	2.1	0.12	ug/Kg	☼	11/26/11 13:00	12/05/11 18:53	1
Chloromethane	2.1	U H	2.1	0.17	ug/Kg	☼	11/26/11 13:00	12/05/11 18:53	1
1,1-Dichloroethane	2.1	U H	2.1	0.15	ug/Kg	☼	11/26/11 13:00	12/05/11 18:53	1
1,2-Dichloroethane	**1.9**	**J H**	2.1	0.14	ug/Kg	☼	11/26/11 13:00	12/05/11 18:53	1
1,1-Dichloroethene	2.1	U H	2.1	0.22	ug/Kg	☼	11/26/11 13:00	12/05/11 18:53	1
1,2-Dichloropropane	2.1	U H	2.1	0.29	ug/Kg	☼	11/26/11 13:00	12/05/11 18:53	1
cis-1,3-Dichloropropene	2.1	U H	2.1	0.14	ug/Kg	☼	11/26/11 13:00	12/05/11 18:53	1
trans-1,3-Dichloropropene	2.1	U H	2.1	0.23	ug/Kg	☼	11/26/11 13:00	12/05/11 18:53	1
Ethylbenzene	2.1	U H	2.1	0.11	ug/Kg	☼	11/26/11 13:00	12/05/11 18:53	1
2-Hexanone	8.5	U H	8.5	0.27	ug/Kg	☼	11/26/11 13:00	12/05/11 18:53	1
Methylene Chloride	2.1	U H	2.1	0.28	ug/Kg	☼	11/26/11 13:00	12/05/11 18:53	1
4-Methyl-2-pentanone (MIBK)	8.5	U H	8.5	0.23	ug/Kg	☼	11/26/11 13:00	12/05/11 18:53	1
Styrene	2.1	U H	2.1	0.064	ug/Kg	☼	11/26/11 13:00	12/05/11 18:53	1
1,1,2,2-Tetrachloroethane	2.1	U H	2.1	0.14	ug/Kg	☼	11/26/11 13:00	12/05/11 18:53	1
Tetrachloroethene	2.1	U H	2.1	0.22	ug/Kg	☼	11/26/11 13:00	12/05/11 18:53	1
Toluene	**0.58**	**J H**	2.1	0.11	ug/Kg	☼	11/26/11 13:00	12/05/11 18:53	1
Trichloroethene	2.1	U H	2.1	0.18	ug/Kg	☼	11/26/11 13:00	12/05/11 18:53	1
Vinyl chloride	2.1	U H	2.1	0.17	ug/Kg	☼	11/26/11 13:00	12/05/11 18:53	1
Xylenes, Total	4.2	U H	4.2	0.28	ug/Kg	☼	11/26/11 13:00	12/05/11 18:53	1
1,1,1-Trichloroethane	2.1	U H	2.1	0.24	ug/Kg	☼	11/26/11 13:00	12/05/11 18:53	1
1,1,2-Trichloroethane	2.1	U H	2.1	0.17	ug/Kg	☼	11/26/11 13:00	12/05/11 18:53	1
Cyclohexane	4.2	U H	4.2	0.14	ug/Kg	☼	11/26/11 13:00	12/05/11 18:53	1
1,2-Dibromo-3-Chloropropane	4.2	U H	4.2	0.55	ug/Kg	☼	11/26/11 13:00	12/05/11 18:53	1
Ethylene Dibromide	2.1	U H	2.1	0.21	ug/Kg	☼	11/26/11 13:00	12/05/11 18:53	1
Dichlorodifluoromethane	2.1	U H	2.1	0.21	ug/Kg	☼	11/26/11 13:00	12/05/11 18:53	1
cis-1,2-Dichloroethene	2.1	U H	2.1	0.15	ug/Kg	☼	11/26/11 13:00	12/05/11 18:53	1
trans-1,2-Dichloroethene	2.1	U H	2.1	0.17	ug/Kg	☼	11/26/11 13:00	12/05/11 18:53	1
Isopropylbenzene	2.1	U H	2.1	0.068	ug/Kg	☼	11/26/11 13:00	12/05/11 18:53	1
Methyl acetate	4.2	U H	4.2	0.59	ug/Kg	☼	11/26/11 13:00	12/05/11 18:53	1
Methyl tert-butyl ether	8.5	U H	8.5	0.18	ug/Kg	☼	11/26/11 13:00	12/05/11 18:53	1
1,1,2-Trichloro-1,2,2-trifluoroethane	2.1	U H	2.1	0.55	ug/Kg	☼	11/26/11 13:00	12/05/11 18:53	1
1,2,4-Trichlorobenzene	2.1	U H	2.1	0.11	ug/Kg	☼	11/26/11 13:00	12/05/11 18:53	1
1,2-Dichlorobenzene	2.1	U H	2.1	0.15	ug/Kg	☼	11/26/11 13:00	12/05/11 18:53	1
1,3-Dichlorobenzene	2.1	U H	2.1	0.15	ug/Kg	☼	11/26/11 13:00	12/05/11 18:53	1
1,4-Dichlorobenzene	2.1	U H	2.1	0.28	ug/Kg	☼	11/26/11 13:00	12/05/11 18:53	1
Trichlorofluoromethane	2.1	U H	2.1	0.14	ug/Kg	☼	11/26/11 13:00	12/05/11 18:53	1
Chlorodibromomethane	2.1	U H	2.1	0.23	ug/Kg	☼	11/26/11 13:00	12/05/11 18:53	1
Methylcyclohexane	4.2	U H	4.2	0.13	ug/Kg	☼	11/26/11 13:00	12/05/11 18:53	1

Client: Conestoga-Rovers & Associates, Inc.
Project/Site: 17324-T07, RACER Former MTM

TestAmerica Job ID: 240-6291-1

Client Sample ID: S-017324-112311-TP-080
Date Collected: 11/23/11 09:55
Date Received: 11/26/11 09:45

Lab Sample ID: 240-6291-5
Matrix: Solid
Percent Solids: 86.9

Surrogate	%Recovery	Qualifier	Limits	Prepared	Analyzed	Dil Fac
1,2-Dichloroethane-d4 (Surr)	*107*		*58 - 123*	*11/26/11 13:00*	*12/05/11 18:53*	*1*
4-Bromofluorobenzene (Surr)	*109*		*52 - 136*	*11/26/11 13:00*	*12/05/11 18:53*	*1*
Toluene-d8 (Surr)	*105*		*67 - 125*	*11/26/11 13:00*	*12/05/11 18:53*	*1*
Dibromofluoromethane (Surr)	*103*		*37 - 132*	*11/26/11 13:00*	*12/05/11 18:53*	*1*

Method: 8270C - Semivolatile Organic Compounds (GC/MS)

Analyte	Result	Qualifier	RL	MDL	Unit	D	Prepared	Analyzed	Dil Fac
1,1'-Biphenyl	58	U	58	31	ug/Kg	☼	11/29/11 08:46	12/01/11 19:27	1
2,2'-oxybis[1-chloropropane]	120	U	120	11	ug/Kg	☼	11/29/11 08:46	12/01/11 19:27	1
2,4,5-Trichlorophenol	170	U	170	29	ug/Kg	☼	11/29/11 08:46	12/01/11 19:27	1
2,4,6-Trichlorophenol	170	U	170	92	ug/Kg	☼	11/29/11 08:46	12/01/11 19:27	1
2,4-Dichlorophenol	170	U	170	23	ug/Kg	☼	11/29/11 08:46	12/01/11 19:27	1
2,4-Dimethylphenol	170	U	170	23	ug/Kg	☼	11/29/11 08:46	12/01/11 19:27	1
2,4-Dinitrophenol	380	U	380	92	ug/Kg	☼	11/29/11 08:46	12/01/11 19:27	1
2,4-Dinitrotoluene	230	U	230	31	ug/Kg	☼	11/29/11 08:46	12/01/11 19:27	1
2,6-Dinitrotoluene	230	U	230	24	ug/Kg	☼	11/29/11 08:46	12/01/11 19:27	1
2-Chloronaphthalene	58	U	58	3.8	ug/Kg	☼	11/29/11 08:46	12/01/11 19:27	1
2-Chlorophenol	58	U	58	31	ug/Kg	☼	11/29/11 08:46	12/01/11 19:27	1
2-Methylnaphthalene	7.7	U	7.7	3.8	ug/Kg	☼	11/29/11 08:46	12/01/11 19:27	1
2-Methylphenol	230	U	230	92	ug/Kg	☼	11/29/11 08:46	12/01/11 19:27	1
2-Nitroaniline	230	U	230	10	ug/Kg	☼	11/29/11 08:46	12/01/11 19:27	1
2-Nitrophenol	58	U	58	31	ug/Kg	☼	11/29/11 08:46	12/01/11 19:27	1
3,3'-Dichlorobenzidine	120	U	120	21	ug/Kg	☼	11/29/11 08:46	12/01/11 19:27	1
3-Nitroaniline	230	U	230	18	ug/Kg	☼	11/29/11 08:46	12/01/11 19:27	1
4,6-Dinitro-2-methylphenol	170	U	170	92	ug/Kg	☼	11/29/11 08:46	12/01/11 19:27	1
4-Bromophenyl phenyl ether	58	U	58	15	ug/Kg	☼	11/29/11 08:46	12/01/11 19:27	1
4-Chloro-3-methylphenol	170	U	170	24	ug/Kg	☼	11/29/11 08:46	12/01/11 19:27	1
4-Chloroaniline	170	U	170	20	ug/Kg	☼	11/29/11 08:46	12/01/11 19:27	1
4-Chlorophenyl phenyl ether	58	U	58	15	ug/Kg	☼	11/29/11 08:46	12/01/11 19:27	1
4-Nitroaniline	230	U	230	30	ug/Kg	☼	11/29/11 08:46	12/01/11 19:27	1
4-Nitrophenol	380	U	380	92	ug/Kg	☼	11/29/11 08:46	12/01/11 19:27	1
Acenaphthene	7.7	U	7.7	3.8	ug/Kg	☼	11/29/11 08:46	12/01/11 19:27	1
Acenaphthylene	7.7	U	7.7	3.8	ug/Kg	☼	11/29/11 08:46	12/01/11 19:27	1
Acetophenone	120	U	120	11	ug/Kg	☼	11/29/11 08:46	12/01/11 19:27	1
Anthracene	7.7	U	7.7	3.8	ug/Kg	☼	11/29/11 08:46	12/01/11 19:27	1
Atrazine	230	U	230	10	ug/Kg	☼	11/29/11 08:46	12/01/11 19:27	1
Benzaldehyde	120	U	120	14	ug/Kg	☼	11/29/11 08:46	12/01/11 19:27	1
Benzo[a]anthracene	7.7	U	7.7	3.8	ug/Kg	☼	11/29/11 08:46	12/01/11 19:27	1
Benzo[a]pyrene	7.7	U	7.7	3.8	ug/Kg	☼	11/29/11 08:46	12/01/11 19:27	1
Benzo[b]fluoranthene	7.7	U	7.7	3.8	ug/Kg	☼	11/29/11 08:46	12/01/11 19:27	1
Benzo[g,h,i]perylene	7.7	U	7.7	3.8	ug/Kg	☼	11/29/11 08:46	12/01/11 19:27	1
Benzo[k]fluoranthene	7.7	U	7.7	3.8	ug/Kg	☼	11/29/11 08:46	12/01/11 19:27	1
Bis(2-chloroethoxy)methane	120	U	120	25	ug/Kg	☼	11/29/11 08:46	12/01/11 19:27	1
Bis(2-chloroethyl)ether	120	U	120	2.3	ug/Kg	☼	11/29/11 08:46	12/01/11 19:27	1
Bis(2-ethylhexyl) phthalate	**27**	**J**	58	22	ug/Kg	☼	11/29/11 08:46	12/01/11 19:27	1
Butyl benzyl phthalate	58	U	58	12	ug/Kg	☼	11/29/11 08:46	12/01/11 19:27	1
Caprolactam	380	U	380	43	ug/Kg	☼	11/29/11 08:46	12/01/11 19:27	1
Carbazole	58	U	58	31	ug/Kg	☼	11/29/11 08:46	12/01/11 19:27	1
Chrysene	7.7	U	7.7	1.3	ug/Kg	☼	11/29/11 08:46	12/01/11 19:27	1
Dibenz(a,h)anthracene	7.7	U	7.7	3.8	ug/Kg	☼	11/29/11 08:46	12/01/11 19:27	1
Dibenzofuran	58	U	58	3.8	ug/Kg	☼	11/29/11 08:46	12/01/11 19:27	1

Client Sample ID: S-017324-112311-TP-080
Date Collected: 11/23/11 09:55
Date Received: 11/26/11 09:45

Lab Sample ID: 240-6291-5
Matrix: Solid
Percent Solids: 86.9

Method: 8270C - Semivolatile Organic Compounds (GC/MS) (Continued)

Analyte	Result	Qualifier	RL	MDL	Unit	D	Prepared	Analyzed	Dil Fac
Diethyl phthalate	58	U	58	18	ug/Kg	☼	11/29/11 08:46	12/01/11 19:27	1
Dimethyl phthalate	58	U	58	20	ug/Kg	☼	11/29/11 08:46	12/01/11 19:27	1
Di-n-butyl phthalate	58	U	58	17	ug/Kg	☼	11/29/11 08:46	12/01/11 19:27	1
Di-n-octyl phthalate	58	U	58	31	ug/Kg	☼	11/29/11 08:46	12/01/11 19:27	1
Fluoranthene	7.7	U	7.7	3.8	ug/Kg	☼	11/29/11 08:46	12/01/11 19:27	1
Fluorene	7.7	U	7.7	3.8	ug/Kg	☼	11/29/11 08:46	12/01/11 19:27	1
Hexachlorobenzene	7.7	U	7.7	2.4	ug/Kg	☼	11/29/11 08:46	12/01/11 19:27	1
Hexachlorobutadiene	58	U	58	31	ug/Kg	☼	11/29/11 08:46	12/01/11 19:27	1
Hexachlorocyclopentadiene	380	U	380	31	ug/Kg	☼	11/29/11 08:46	12/01/11 19:27	1
Hexachloroethane	58	U	58	10	ug/Kg	☼	11/29/11 08:46	12/01/11 19:27	1
Indeno[1,2,3-cd]pyrene	7.7	U	7.7	3.8	ug/Kg	☼	11/29/11 08:46	12/01/11 19:27	1
Isophorone	58	U	58	15	ug/Kg	☼	11/29/11 08:46	12/01/11 19:27	1
Naphthalene	7.7	U	7.7	3.8	ug/Kg	☼	11/29/11 08:46	12/01/11 19:27	1
Nitrobenzene	120	U	120	2.5	ug/Kg	☼	11/29/11 08:46	12/01/11 19:27	1
N-Nitrosodi-n-propylamine	58	U	58	31	ug/Kg	☼	11/29/11 08:46	12/01/11 19:27	1
N-Nitrosodiphenylamine	58	U	58	24	ug/Kg	☼	11/29/11 08:46	12/01/11 19:27	1
Pentachlorophenol	170	U	170	92	ug/Kg	☼	11/29/11 08:46	12/01/11 19:27	1
Phenol	58	U	58	31	ug/Kg	☼	11/29/11 08:46	12/01/11 19:27	1
Phenanthrene	7.7	U	7.7	3.8	ug/Kg	☼	11/29/11 08:46	12/01/11 19:27	1
Pyrene	7.7	U	7.7	3.8	ug/Kg	☼	11/29/11 08:46	12/01/11 19:27	1
3 & 4 Methylphenol	460	U	460	23	ug/Kg	☼	11/29/11 08:46	12/01/11 19:27	1

Surrogate	*%Recovery*	*Qualifier*	*Limits*	*Prepared*	*Analyzed*	*Dil Fac*
2-Fluorobiphenyl (Surr)	*50*		*34 - 110*	*11/29/11 08:46*	*12/01/11 19:27*	*1*
2-Fluorophenol (Surr)	*60*		*26 - 110*	*11/29/11 08:46*	*12/01/11 19:27*	*1*
2,4,6-Tribromophenol (Surr)	*21*		*10 - 118*	*11/29/11 08:46*	*12/01/11 19:27*	*1*
Nitrobenzene-d5 (Surr)	*45*		*24 - 112*	*11/29/11 08:46*	*12/01/11 19:27*	*1*
Phenol-d5 (Surr)	*43*		*28 - 110*	*11/29/11 08:46*	*12/01/11 19:27*	*1*
Terphenyl-d14 (Surr)	*65*		*41 - 119*	*11/29/11 08:46*	*12/01/11 19:27*	*1*

Method: 8082 - Polychlorinated Biphenyls (PCBs) by Gas Chromatography

Analyte	Result	Qualifier	RL	MDL	Unit	D	Prepared	Analyzed	Dil Fac
Aroclor-1016	38	U	38	24	ug/Kg	☼	11/28/11 10:37	11/30/11 15:21	1
Aroclor-1221	38	U	38	18	ug/Kg	☼	11/28/11 10:37	11/30/11 15:21	1
Aroclor-1232	38	U	38	16	ug/Kg	☼	11/28/11 10:37	11/30/11 15:21	1
Aroclor-1242	38	U	38	15	ug/Kg	☼	11/28/11 10:37	11/30/11 15:21	1
Aroclor-1248	38	U	38	20	ug/Kg	☼	11/28/11 10:37	11/30/11 15:21	1
Aroclor-1254	38	U	38	20	ug/Kg	☼	11/28/11 10:37	11/30/11 15:21	1
Aroclor-1260	38	U	38	20	ug/Kg	☼	11/28/11 10:37	11/30/11 15:21	1

Surrogate	*%Recovery*	*Qualifier*	*Limits*	*Prepared*	*Analyzed*	*Dil Fac*
Tetrachloro-m-xylene	*70*		*29 - 151*	*11/28/11 10:37*	*11/30/11 15:21*	*1*
DCB Decachlorobiphenyl	*138*		*14 - 163*	*11/28/11 10:37*	*11/30/11 15:21*	*1*

Method: 6010B - Metals (ICP)

Analyte	Result	Qualifier	RL	MDL	Unit	D	Prepared	Analyzed	Dil Fac
Aluminum	**7200**		19	9.1	mg/Kg	☼	11/29/11 11:25	11/30/11 09:31	1
Antimony	0.95	U	0.95	0.37	mg/Kg	☼	11/29/11 11:25	11/30/11 09:31	1
Barium	**76**	**B**	19	0.067	mg/Kg	☼	11/29/11 11:25	11/30/11 09:31	1
Beryllium	**0.27**	**J**	0.48	0.041	mg/Kg	☼	11/29/11 11:25	11/30/11 09:31	1
Calcium	**42000**	**B**	480	15	mg/Kg	☼	11/29/11 11:25	11/30/11 09:31	1

Client: Conestoga-Rovers & Associates, Inc.
Project/Site: 17324-T07, RACER Former MTM

TestAmerica Job ID: 240-6291-1

Client Sample ID: S-017324-112311-TP-080
Date Collected: 11/23/11 09:55
Date Received: 11/26/11 09:45

Lab Sample ID: 240-6291-5
Matrix: Solid
Percent Solids: 86.9

Method: 6010B - Metals (ICP) (Continued)

Analyte	Result	Qualifier	RL	MDL	Unit	D	Prepared	Analyzed	Dil Fac
Cadmium	0.23		0.19	0.034	mg/Kg	☼	11/29/11 11:25	11/30/11 09:31	1
Cobalt	7.7		4.8	0.15	mg/Kg	☼	11/29/11 11:25	11/30/11 09:31	1
Chromium	11		0.48	0.19	mg/Kg	☼	11/29/11 11:25	11/30/11 09:31	1
Copper	17		2.4	0.70	mg/Kg	☼	11/29/11 11:25	11/30/11 09:31	1
Iron	16000	B	9.5	4.7	mg/Kg	☼	11/29/11 11:25	11/30/11 09:31	1
Potassium	1500	B	480	5.9	mg/Kg	☼	11/29/11 11:25	11/30/11 09:31	1
Magnesium	40000	B	480	4.8	mg/Kg	☼	11/29/11 11:25	11/30/11 09:31	1
Manganese	360	B	1.4	0.070	mg/Kg	☼	11/29/11 11:25	11/30/11 09:31	1
Silver	0.48	U	0.48	0.095	mg/Kg	☼	11/29/11 11:25	11/30/11 09:31	1
Sodium	85	J	480	63	mg/Kg	☼	11/29/11 11:25	11/30/11 09:31	1
Nickel	19		3.8	0.26	mg/Kg	☼	11/29/11 11:25	11/30/11 09:31	1
Vanadium	17		4.8	0.11	mg/Kg	☼	11/29/11 11:25	11/30/11 09:31	1
Zinc	42		1.9	0.95	mg/Kg	☼	11/29/11 11:25	11/30/11 09:31	1
Arsenic	6.2		0.95	0.29	mg/Kg	☼	11/29/11 11:25	11/30/11 09:31	1
Lead	8.3		0.29	0.18	mg/Kg	☼	11/29/11 11:25	11/30/11 09:31	1
Selenium	0.48	U	0.48	0.43	mg/Kg	☼	11/29/11 11:25	11/30/11 09:31	1
Thallium	1.2		0.95	0.52	mg/Kg	☼	11/29/11 11:25	11/30/11 09:31	1

Method: 7471A - Mercury (CVAA)

Analyte	Result	Qualifier	RL	MDL	Unit	D	Prepared	Analyzed	Dil Fac
Mercury	0.015	J	0.097	0.015	mg/Kg	☼	11/29/11 14:20	11/30/11 14:10	1

Client: Conestoga-Rovers & Associates, Inc.
Project/Site: 17324-T07, RACER Former MTM

TestAmerica Job ID: 240-6291-1

Client Sample ID: S-017324-112311-TP-081
Date Collected: 11/23/11 10:25
Date Received: 11/26/11 09:45

Lab Sample ID: 240-6291-6
Matrix: Solid
Percent Solids: 88.8

Method: 8260B - Volatile Organic Compounds (GC/MS)

Analyte	Result	Qualifier	RL	MDL	Unit	D	Prepared	Analyzed	Dil Fac
Acetone	310	U	310	52	ug/Kg	☼	11/30/11 19:47	12/05/11 23:13	1
Benzene	77	U	77	3.7	ug/Kg	☼	11/30/11 19:47	12/05/11 23:13	1
Dichlorobromomethane	77	U	77	3.1	ug/Kg	☼	11/30/11 19:47	12/05/11 23:13	1
Bromoform	77	U	77	5.9	ug/Kg	☼	11/30/11 19:47	12/05/11 23:13	1
Bromomethane	77	U	77	9.0	ug/Kg	☼	11/30/11 19:47	12/05/11 23:13	1
2-Butanone (MEK)	310	U	310	13	ug/Kg	☼	11/30/11 19:47	12/05/11 23:13	1
Carbon disulfide	77	U	77	3.7	ug/Kg	☼	11/30/11 19:47	12/05/11 23:13	1
Carbon tetrachloride	77	U	77	2.0	ug/Kg	☼	11/30/11 19:47	12/05/11 23:13	1
Chlorobenzene	77	U	77	2.0	ug/Kg	☼	11/30/11 19:47	12/05/11 23:13	1
Chloroethane	77	U	77	19	ug/Kg	☼	11/30/11 19:47	12/05/11 23:13	1
Chloroform	77	U	77	2.7	ug/Kg	☼	11/30/11 19:47	12/05/11 23:13	1
Chloromethane	77	U	77	4.3	ug/Kg	☼	11/30/11 19:47	12/05/11 23:13	1
1,1-Dichloroethane	77	U	77	5.2	ug/Kg	☼	11/30/11 19:47	12/05/11 23:13	1
1,2-Dichloroethane	77	U	77	3.1	ug/Kg	☼	11/30/11 19:47	12/05/11 23:13	1
1,1-Dichloroethene	77	U	77	5.6	ug/Kg	☼	11/30/11 19:47	12/05/11 23:13	1
1,2-Dichloropropane	77	U	77	2.5	ug/Kg	☼	11/30/11 19:47	12/05/11 23:13	1
cis-1,3-Dichloropropene	77	U	77	2.4	ug/Kg	☼	11/30/11 19:47	12/05/11 23:13	1
trans-1,3-Dichloropropene	77	U	77	6.2	ug/Kg	☼	11/30/11 19:47	12/05/11 23:13	1
Ethylbenzene	77	U	77	1.7	ug/Kg	☼	11/30/11 19:47	12/05/11 23:13	1
2-Hexanone	310	U	310	6.2	ug/Kg	☼	11/30/11 19:47	12/05/11 23:13	1
Methylene Chloride	**26**	**J**	77	24	ug/Kg	☼	11/30/11 19:47	12/05/11 23:13	1
4-Methyl-2-pentanone (MIBK)	310	U	310	15	ug/Kg	☼	11/30/11 19:47	12/05/11 23:13	1
Styrene	77	U	77	1.7	ug/Kg	☼	11/30/11 19:47	12/05/11 23:13	1
1,1,2,2-Tetrachloroethane	77	U	77	2.7	ug/Kg	☼	11/30/11 19:47	12/05/11 23:13	1
Tetrachloroethene	77	U	77	3.7	ug/Kg	☼	11/30/11 19:47	12/05/11 23:13	1
Toluene	77	U	77	5.2	ug/Kg	☼	11/30/11 19:47	12/05/11 23:13	1
Trichloroethene	77	U	77	3.0	ug/Kg	☼	11/30/11 19:47	12/05/11 23:13	1
Vinyl chloride	77	U	77	5.6	ug/Kg	☼	11/30/11 19:47	12/05/11 23:13	1
Xylenes, Total	150	U	150	2.5	ug/Kg	☼	11/30/11 19:47	12/05/11 23:13	1
1,1,1-Trichloroethane	77	U	77	6.5	ug/Kg	☼	11/30/11 19:47	12/05/11 23:13	1
1,1,2-Trichloroethane	77	U	77	3.7	ug/Kg	☼	11/30/11 19:47	12/05/11 23:13	1
Cyclohexane	150	U	150	12	ug/Kg	☼	11/30/11 19:47	12/05/11 23:13	1
1,2-Dibromo-3-Chloropropane	150	U	150	15	ug/Kg	☼	11/30/11 19:47	12/05/11 23:13	1
Ethylene Dibromide	77	U	77	3.1	ug/Kg	☼	11/30/11 19:47	12/05/11 23:13	1
Dichlorodifluoromethane	77	U	77	4.9	ug/Kg	☼	11/30/11 19:47	12/05/11 23:13	1
cis-1,2-Dichloroethene	77	U	77	2.1	ug/Kg	☼	11/30/11 19:47	12/05/11 23:13	1
trans-1,2-Dichloroethene	77	U	77	2.8	ug/Kg	☼	11/30/11 19:47	12/05/11 23:13	1
Isopropylbenzene	**6.4**	**J**	77	2.0	ug/Kg	☼	11/30/11 19:47	12/05/11 23:13	1
Methyl acetate	**11**	**J**	150	7.7	ug/Kg	☼	11/30/11 19:47	12/05/11 23:13	1
Methyl tert-butyl ether	310	U	310	2.2	ug/Kg	☼	11/30/11 19:47	12/05/11 23:13	1
1,1,2-Trichloro-1,2,2-trifluoroethane	77	U	77	12	ug/Kg	☼	11/30/11 19:47	12/05/11 23:13	1
1,2,4-Trichlorobenzene	77	U	77	2.3	ug/Kg	☼	11/30/11 19:47	12/05/11 23:13	1
1,2-Dichlorobenzene	77	U	77	2.7	ug/Kg	☼	11/30/11 19:47	12/05/11 23:13	1
1,3-Dichlorobenzene	77	U	77	1.5	ug/Kg	☼	11/30/11 19:47	12/05/11 23:13	1
1,4-Dichlorobenzene	77	U	77	2.5	ug/Kg	☼	11/30/11 19:47	12/05/11 23:13	1
Trichlorofluoromethane	77	U	77	4.9	ug/Kg	☼	11/30/11 19:47	12/05/11 23:13	1
Chlorodibromomethane	77	U	77	3.7	ug/Kg	☼	11/30/11 19:47	12/05/11 23:13	1
Methylcyclohexane	**8.2**	**J**	150	3.7	ug/Kg	☼	11/30/11 19:47	12/05/11 23:13	1

Client: Conestoga-Rovers & Associates, Inc.
Project/Site: 17324-T07, RACER Former MTM

TestAmerica Job ID: 240-6291-1

Client Sample ID: S-017324-112311-TP-081
Date Collected: 11/23/11 10:25
Date Received: 11/26/11 09:45

Lab Sample ID: 240-6291-6
Matrix: Solid
Percent Solids: 88.8

Surrogate	%Recovery	Qualifier	Limits	Prepared	Analyzed	Dil Fac
1,2-Dichloroethane-d4 (Surr)	*59*		*39 - 128*	*11/30/11 19:47*	*12/05/11 23:13*	*1*
4-Bromofluorobenzene (Surr)	*53*		*26 - 141*	*11/30/11 19:47*	*12/05/11 23:13*	*1*
Toluene-d8 (Surr)	*53*		*33 - 134*	*11/30/11 19:47*	*12/05/11 23:13*	*1*
Dibromofluoromethane (Surr)	*59*		*30 - 122*	*11/30/11 19:47*	*12/05/11 23:13*	*1*

Method: 8270C - Semivolatile Organic Compounds (GC/MS)

Analyte	Result	Qualifier	RL	MDL	Unit	D	Prepared	Analyzed	Dil Fac
1,1'-Biphenyl	56	U	56	30	ug/Kg	☼	11/29/11 08:46	12/01/11 20:01	1
2,2'-oxybis[1-chloropropane]	110	U	110	11	ug/Kg	☼	11/29/11 08:46	12/01/11 20:01	1
2,4,5-Trichlorophenol	170	U	170	28	ug/Kg	☼	11/29/11 08:46	12/01/11 20:01	1
2,4,6-Trichlorophenol	170	U	170	90	ug/Kg	☼	11/29/11 08:46	12/01/11 20:01	1
2,4-Dichlorophenol	170	U	170	23	ug/Kg	☼	11/29/11 08:46	12/01/11 20:01	1
2,4-Dimethylphenol	170	U	170	23	ug/Kg	☼	11/29/11 08:46	12/01/11 20:01	1
2,4-Dinitrophenol	370	U	370	90	ug/Kg	☼	11/29/11 08:46	12/01/11 20:01	1
2,4-Dinitrotoluene	230	U	230	30	ug/Kg	☼	11/29/11 08:46	12/01/11 20:01	1
2,6-Dinitrotoluene	230	U	230	24	ug/Kg	☼	11/29/11 08:46	12/01/11 20:01	1
2-Chloronaphthalene	56	U	56	3.7	ug/Kg	☼	11/29/11 08:46	12/01/11 20:01	1
2-Chlorophenol	56	U	56	30	ug/Kg	☼	11/29/11 08:46	12/01/11 20:01	1
2-Methylnaphthalene	7.5	U	7.5	3.7	ug/Kg	☼	11/29/11 08:46	12/01/11 20:01	1
2-Methylphenol	230	U	230	90	ug/Kg	☼	11/29/11 08:46	12/01/11 20:01	1
2-Nitroaniline	230	U	230	10	ug/Kg	☼	11/29/11 08:46	12/01/11 20:01	1
2-Nitrophenol	56	U	56	30	ug/Kg	☼	11/29/11 08:46	12/01/11 20:01	1
3,3'-Dichlorobenzidine	110	U	110	20	ug/Kg	☼	11/29/11 08:46	12/01/11 20:01	1
3-Nitroaniline	230	U	230	18	ug/Kg	☼	11/29/11 08:46	12/01/11 20:01	1
4,6-Dinitro-2-methylphenol	170	U	170	90	ug/Kg	☼	11/29/11 08:46	12/01/11 20:01	1
4-Bromophenyl phenyl ether	56	U	56	15	ug/Kg	☼	11/29/11 08:46	12/01/11 20:01	1
4-Chloro-3-methylphenol	170	U	170	24	ug/Kg	☼	11/29/11 08:46	12/01/11 20:01	1
4-Chloroaniline	170	U	170	19	ug/Kg	☼	11/29/11 08:46	12/01/11 20:01	1
4-Chlorophenyl phenyl ether	56	U	56	15	ug/Kg	☼	11/29/11 08:46	12/01/11 20:01	1
4-Nitroaniline	230	U	230	29	ug/Kg	☼	11/29/11 08:46	12/01/11 20:01	1
4-Nitrophenol	370	U	370	90	ug/Kg	☼	11/29/11 08:46	12/01/11 20:01	1
Acenaphthene	7.5	U	7.5	3.7	ug/Kg	☼	11/29/11 08:46	12/01/11 20:01	1
Acenaphthylene	7.5	U	7.5	3.7	ug/Kg	☼	11/29/11 08:46	12/01/11 20:01	1
Acetophenone	110	U	110	10	ug/Kg	☼	11/29/11 08:46	12/01/11 20:01	1
Anthracene	7.5	U	7.5	3.7	ug/Kg	☼	11/29/11 08:46	12/01/11 20:01	1
Atrazine	230	U	230	10	ug/Kg	☼	11/29/11 08:46	12/01/11 20:01	1
Benzaldehyde	110	U	110	14	ug/Kg	☼	11/29/11 08:46	12/01/11 20:01	1
Benzo[a]anthracene	7.5	U	7.5	3.7	ug/Kg	☼	11/29/11 08:46	12/01/11 20:01	1
Benzo[a]pyrene	7.5	U	7.5	3.7	ug/Kg	☼	11/29/11 08:46	12/01/11 20:01	1
Benzo[b]fluoranthene	7.5	U	7.5	3.7	ug/Kg	☼	11/29/11 08:46	12/01/11 20:01	1
Benzo[g,h,i]perylene	7.5	U	7.5	3.7	ug/Kg	☼	11/29/11 08:46	12/01/11 20:01	1
Benzo[k]fluoranthene	7.5	U	7.5	3.7	ug/Kg	☼	11/29/11 08:46	12/01/11 20:01	1
Bis(2-chloroethoxy)methane	110	U	110	25	ug/Kg	☼	11/29/11 08:46	12/01/11 20:01	1
Bis(2-chloroethyl)ether	110	U	110	2.3	ug/Kg	☼	11/29/11 08:46	12/01/11 20:01	1
Bis(2-ethylhexyl) phthalate	**62**		56	21	ug/Kg	☼	11/29/11 08:46	12/01/11 20:01	1
Butyl benzyl phthalate	56	U	56	11	ug/Kg	☼	11/29/11 08:46	12/01/11 20:01	1
Caprolactam	370	U	370	42	ug/Kg	☼	11/29/11 08:46	12/01/11 20:01	1
Carbazole	56	U	56	30	ug/Kg	☼	11/29/11 08:46	12/01/11 20:01	1
Chrysene	7.5	U	7.5	1.2	ug/Kg	☼	11/29/11 08:46	12/01/11 20:01	1
Dibenz(a,h)anthracene	7.5	U	7.5	3.7	ug/Kg	☼	11/29/11 08:46	12/01/11 20:01	1
Dibenzofuran	56	U	56	3.7	ug/Kg	☼	11/29/11 08:46	12/01/11 20:01	1

Client Sample ID: S-017324-112311-TP-081
Date Collected: 11/23/11 10:25
Date Received: 11/26/11 09:45

Lab Sample ID: 240-6291-6
Matrix: Solid
Percent Solids: 88.8

Method: 8270C - Semivolatile Organic Compounds (GC/MS) (Continued)

Analyte	Result	Qualifier	RL	MDL	Unit	D	Prepared	Analyzed	Dil Fac
Diethyl phthalate	56	U	56	18	ug/Kg	☼	11/29/11 08:46	12/01/11 20:01	1
Dimethyl phthalate	56	U	56	19	ug/Kg	☼	11/29/11 08:46	12/01/11 20:01	1
Di-n-butyl phthalate	56	U	56	17	ug/Kg	☼	11/29/11 08:46	12/01/11 20:01	1
Di-n-octyl phthalate	56	U	56	30	ug/Kg	☼	11/29/11 08:46	12/01/11 20:01	1
Fluoranthene	**9.2**		7.5	3.7	ug/Kg	☼	11/29/11 08:46	12/01/11 20:01	1
Fluorene	7.5	U	7.5	3.7	ug/Kg	☼	11/29/11 08:46	12/01/11 20:01	1
Hexachlorobenzene	7.5	U	7.5	2.4	ug/Kg	☼	11/29/11 08:46	12/01/11 20:01	1
Hexachlorobutadiene	56	U	56	30	ug/Kg	☼	11/29/11 08:46	12/01/11 20:01	1
Hexachlorocyclopentadiene	370	U	370	30	ug/Kg	☼	11/29/11 08:46	12/01/11 20:01	1
Hexachloroethane	56	U	56	10	ug/Kg	☼	11/29/11 08:46	12/01/11 20:01	1
Indeno[1,2,3-cd]pyrene	7.5	U	7.5	3.7	ug/Kg	☼	11/29/11 08:46	12/01/11 20:01	1
Isophorone	56	U	56	15	ug/Kg	☼	11/29/11 08:46	12/01/11 20:01	1
Naphthalene	7.5	U	7.5	3.7	ug/Kg	☼	11/29/11 08:46	12/01/11 20:01	1
Nitrobenzene	110	U	110	2.5	ug/Kg	☼	11/29/11 08:46	12/01/11 20:01	1
N-Nitrosodi-n-propylamine	56	U	56	30	ug/Kg	☼	11/29/11 08:46	12/01/11 20:01	1
N-Nitrosodiphenylamine	56	U	56	24	ug/Kg	☼	11/29/11 08:46	12/01/11 20:01	1
Pentachlorophenol	170	U	170	90	ug/Kg	☼	11/29/11 08:46	12/01/11 20:01	1
Phenol	56	U	56	30	ug/Kg	☼	11/29/11 08:46	12/01/11 20:01	1
Phenanthrene	7.5	U	7.5	3.7	ug/Kg	☼	11/29/11 08:46	12/01/11 20:01	1
Pyrene	**9.1**		7.5	3.7	ug/Kg	☼	11/29/11 08:46	12/01/11 20:01	1
3 & 4 Methylphenol	450	U	450	23	ug/Kg	☼	11/29/11 08:46	12/01/11 20:01	1

Surrogate	*%Recovery*	*Qualifier*	*Limits*	*Prepared*	*Analyzed*	*Dil Fac*
2-Fluorobiphenyl (Surr)	*52*		*34 - 110*	*11/29/11 08:46*	*12/01/11 20:01*	*1*
2-Fluorophenol (Surr)	*60*		*26 - 110*	*11/29/11 08:46*	*12/01/11 20:01*	*1*
2,4,6-Tribromophenol (Surr)	*30*		*10 - 118*	*11/29/11 08:46*	*12/01/11 20:01*	*1*
Nitrobenzene-d5 (Surr)	*42*		*24 - 112*	*11/29/11 08:46*	*12/01/11 20:01*	*1*
Phenol-d5 (Surr)	*46*		*28 - 110*	*11/29/11 08:46*	*12/01/11 20:01*	*1*
Terphenyl-d14 (Surr)	*71*		*41 - 119*	*11/29/11 08:46*	*12/01/11 20:01*	*1*

Method: 8082 - Polychlorinated Biphenyls (PCBs) by Gas Chromatography

Analyte	Result	Qualifier	RL	MDL	Unit	D	Prepared	Analyzed	Dil Fac
Aroclor-1016	37	U	37	24	ug/Kg	☼	11/28/11 10:37	11/30/11 15:34	1
Aroclor-1221	37	U	37	18	ug/Kg	☼	11/28/11 10:37	11/30/11 15:34	1
Aroclor-1232	37	U	37	16	ug/Kg	☼	11/28/11 10:37	11/30/11 15:34	1
Aroclor-1242	37	U	37	15	ug/Kg	☼	11/28/11 10:37	11/30/11 15:34	1
Aroclor-1248	37	U	37	19	ug/Kg	☼	11/28/11 10:37	11/30/11 15:34	1
Aroclor-1254	37	U	37	19	ug/Kg	☼	11/28/11 10:37	11/30/11 15:34	1
Aroclor-1260	37	U	37	19	ug/Kg	☼	11/28/11 10:37	11/30/11 15:34	1

Surrogate	*%Recovery*	*Qualifier*	*Limits*	*Prepared*	*Analyzed*	*Dil Fac*
Tetrachloro-m-xylene	*72*		*29 - 151*	*11/28/11 10:37*	*11/30/11 15:34*	*1*
DCB Decachlorobiphenyl	*124*		*14 - 163*	*11/28/11 10:37*	*11/30/11 15:34*	*1*

Method: 6010B - Metals (ICP)

Analyte	Result	Qualifier	RL	MDL	Unit	D	Prepared	Analyzed	Dil Fac
Aluminum	**4700**		16	7.5	mg/Kg	☼	11/29/11 11:25	11/30/11 09:38	1
Antimony	0.78	U	0.78	0.30	mg/Kg	☼	11/29/11 11:25	11/30/11 09:38	1
Barium	**39**	**B**	16	0.056	mg/Kg	☼	11/29/11 11:25	11/30/11 09:38	1
Beryllium	**0.19**	**J**	0.39	0.034	mg/Kg	☼	11/29/11 11:25	11/30/11 09:38	1
Calcium	**36000**	**B**	390	13	mg/Kg	☼	11/29/11 11:25	11/30/11 09:38	1

Client: Conestoga-Rovers & Associates, Inc.
Project/Site: 17324-T07, RACER Former MTM

TestAmerica Job ID: 240-6291-1

Client Sample ID: S-017324-112311-TP-081
Date Collected: 11/23/11 10:25
Date Received: 11/26/11 09:45

Lab Sample ID: 240-6291-6
Matrix: Solid
Percent Solids: 88.8

Method: 6010B - Metals (ICP) (Continued)

Analyte	Result	Qualifier	RL	MDL	Unit	D	Prepared	Analyzed	Dil Fac
Cadmium	0.31		0.16	0.028	mg/Kg	☼	11/29/11 11:25	11/30/11 09:38	1
Cobalt	4.8		3.9	0.13	mg/Kg	☼	11/29/11 11:25	11/30/11 09:38	1
Chromium	7.9		0.39	0.16	mg/Kg	☼	11/29/11 11:25	11/30/11 09:38	1
Copper	14		2.0	0.58	mg/Kg	☼	11/29/11 11:25	11/30/11 09:38	1
Iron	11000	B	7.8	3.8	mg/Kg	☼	11/29/11 11:25	11/30/11 09:38	1
Potassium	820	B	390	4.8	mg/Kg	☼	11/29/11 11:25	11/30/11 09:38	1
Magnesium	44000	B	390	4.0	mg/Kg	☼	11/29/11 11:25	11/30/11 09:38	1
Manganese	260	B	1.2	0.058	mg/Kg	☼	11/29/11 11:25	11/30/11 09:38	1
Silver	0.39	U	0.39	0.078	mg/Kg	☼	11/29/11 11:25	11/30/11 09:38	1
Sodium	150	J	390	52	mg/Kg	☼	11/29/11 11:25	11/30/11 09:38	1
Nickel	14		3.1	0.21	mg/Kg	☼	11/29/11 11:25	11/30/11 09:38	1
Vanadium	14		3.9	0.094	mg/Kg	☼	11/29/11 11:25	11/30/11 09:38	1
Zinc	39		1.6	0.78	mg/Kg	☼	11/29/11 11:25	11/30/11 09:38	1
Arsenic	5.4		0.78	0.23	mg/Kg	☼	11/29/11 11:25	11/30/11 09:38	1
Lead	6.2		0.23	0.15	mg/Kg	☼	11/29/11 11:25	11/30/11 09:38	1
Selenium	0.39	U	0.39	0.35	mg/Kg	☼	11/29/11 11:25	11/30/11 09:38	1
Thallium	1.2		0.78	0.43	mg/Kg	☼	11/29/11 11:25	11/30/11 09:38	1

Method: 7471A - Mercury (CVAA)

Analyte	Result	Qualifier	RL	MDL	Unit	D	Prepared	Analyzed	Dil Fac
Mercury	0.014	J	0.084	0.013	mg/Kg	☼	11/29/11 14:20	11/30/11 14:11	1

Client: Conestoga-Rovers & Associates, Inc.
Project/Site: 17324-T07, RACER Former MTM

TestAmerica Job ID: 240-6291-1

Client Sample ID: S-017324-112311-TP-082
Date Collected: 11/23/11 10:35
Date Received: 11/26/11 09:45

Lab Sample ID: 240-6291-7
Matrix: Solid
Percent Solids: 87.4

Method: 8260B - Volatile Organic Compounds (GC/MS)

Analyte	Result	Qualifier	RL	MDL	Unit	D	Prepared	Analyzed	Dil Fac
Acetone	**10**	**H**	8.9	2.8	ug/Kg	☼	11/26/11 13:00	12/05/11 19:15	1
Benzene	2.2	U H	2.2	0.10	ug/Kg	☼	11/26/11 13:00	12/05/11 19:15	1
Dichlorobromomethane	2.2	U H	2.2	0.12	ug/Kg	☼	11/26/11 13:00	12/05/11 19:15	1
Bromoform	2.2	U H	2.2	0.15	ug/Kg	☼	11/26/11 13:00	12/05/11 19:15	1
Bromomethane	2.2	U H	2.2	0.24	ug/Kg	☼	11/26/11 13:00	12/05/11 19:15	1
2-Butanone (MEK)	**1.7**	**J H**	8.9	0.62	ug/Kg	☼	11/26/11 13:00	12/05/11 19:15	1
Carbon disulfide	2.2	U H	2.2	0.20	ug/Kg	☼	11/26/11 13:00	12/05/11 19:15	1
Carbon tetrachloride	2.2	U H	2.2	0.16	ug/Kg	☼	11/26/11 13:00	12/05/11 19:15	1
Chlorobenzene	2.2	U H	2.2	0.15	ug/Kg	☼	11/26/11 13:00	12/05/11 19:15	1
Chloroethane	2.2	U H	2.2	0.38	ug/Kg	☼	11/26/11 13:00	12/05/11 19:15	1
Chloroform	2.2	U H	2.2	0.13	ug/Kg	☼	11/26/11 13:00	12/05/11 19:15	1
Chloromethane	2.2	U H	2.2	0.18	ug/Kg	☼	11/26/11 13:00	12/05/11 19:15	1
1,1-Dichloroethane	2.2	U H	2.2	0.16	ug/Kg	☼	11/26/11 13:00	12/05/11 19:15	1
1,2-Dichloroethane	**1.4**	**J H**	2.2	0.15	ug/Kg	☼	11/26/11 13:00	12/05/11 19:15	1
1,1-Dichloroethene	2.2	U H	2.2	0.23	ug/Kg	☼	11/26/11 13:00	12/05/11 19:15	1
1,2-Dichloropropane	2.2	U H	2.2	0.31	ug/Kg	☼	11/26/11 13:00	12/05/11 19:15	1
cis-1,3-Dichloropropene	2.2	U H	2.2	0.15	ug/Kg	☼	11/26/11 13:00	12/05/11 19:15	1
trans-1,3-Dichloropropene	2.2	U H	2.2	0.24	ug/Kg	☼	11/26/11 13:00	12/05/11 19:15	1
Ethylbenzene	2.2	U H	2.2	0.12	ug/Kg	☼	11/26/11 13:00	12/05/11 19:15	1
2-Hexanone	8.9	U H	8.9	0.28	ug/Kg	☼	11/26/11 13:00	12/05/11 19:15	1
Methylene Chloride	2.2	U H	2.2	0.30	ug/Kg	☼	11/26/11 13:00	12/05/11 19:15	1
4-Methyl-2-pentanone (MIBK)	8.9	U H	8.9	0.24	ug/Kg	☼	11/26/11 13:00	12/05/11 19:15	1
Styrene	2.2	U H	2.2	0.067	ug/Kg	☼	11/26/11 13:00	12/05/11 19:15	1
1,1,2,2-Tetrachloroethane	2.2	U H	2.2	0.15	ug/Kg	☼	11/26/11 13:00	12/05/11 19:15	1
Tetrachloroethene	2.2	U H	2.2	0.23	ug/Kg	☼	11/26/11 13:00	12/05/11 19:15	1
Toluene	**0.50**	**J H**	2.2	0.12	ug/Kg	☼	11/26/11 13:00	12/05/11 19:15	1
Trichloroethene	2.2	U H	2.2	0.19	ug/Kg	☼	11/26/11 13:00	12/05/11 19:15	1
Vinyl chloride	2.2	U H	2.2	0.17	ug/Kg	☼	11/26/11 13:00	12/05/11 19:15	1
Xylenes, Total	4.4	U H	4.4	0.30	ug/Kg	☼	11/26/11 13:00	12/05/11 19:15	1
1,1,1-Trichloroethane	2.2	U H	2.2	0.25	ug/Kg	☼	11/26/11 13:00	12/05/11 19:15	1
1,1,2-Trichloroethane	2.2	U H	2.2	0.17	ug/Kg	☼	11/26/11 13:00	12/05/11 19:15	1
Cyclohexane	4.4	U H	4.4	0.15	ug/Kg	☼	11/26/11 13:00	12/05/11 19:15	1
1,2-Dibromo-3-Chloropropane	4.4	U H	4.4	0.58	ug/Kg	☼	11/26/11 13:00	12/05/11 19:15	1
Ethylene Dibromide	2.2	U H	2.2	0.22	ug/Kg	☼	11/26/11 13:00	12/05/11 19:15	1
Dichlorodifluoromethane	2.2	U H	2.2	0.22	ug/Kg	☼	11/26/11 13:00	12/05/11 19:15	1
cis-1,2-Dichloroethene	2.2	U H	2.2	0.16	ug/Kg	☼	11/26/11 13:00	12/05/11 19:15	1
trans-1,2-Dichloroethene	2.2	U H	2.2	0.18	ug/Kg	☼	11/26/11 13:00	12/05/11 19:15	1
Isopropylbenzene	2.2	U H	2.2	0.071	ug/Kg	☼	11/26/11 13:00	12/05/11 19:15	1
Methyl acetate	4.4	U H	4.4	0.62	ug/Kg	☼	11/26/11 13:00	12/05/11 19:15	1
Methyl tert-butyl ether	8.9	U H	8.9	0.19	ug/Kg	☼	11/26/11 13:00	12/05/11 19:15	1
1,1,2-Trichloro-1,2,2-trifluoroethane	2.2	U H	2.2	0.58	ug/Kg	☼	11/26/11 13:00	12/05/11 19:15	1
1,2,4-Trichlorobenzene	2.2	U H	2.2	0.12	ug/Kg	☼	11/26/11 13:00	12/05/11 19:15	1
1,2-Dichlorobenzene	2.2	U H	2.2	0.16	ug/Kg	☼	11/26/11 13:00	12/05/11 19:15	1
1,3-Dichlorobenzene	2.2	U H	2.2	0.16	ug/Kg	☼	11/26/11 13:00	12/05/11 19:15	1
1,4-Dichlorobenzene	2.2	U H	2.2	0.29	ug/Kg	☼	11/26/11 13:00	12/05/11 19:15	1
Trichlorofluoromethane	2.2	U H	2.2	0.15	ug/Kg	☼	11/26/11 13:00	12/05/11 19:15	1
Chlorodibromomethane	2.2	U H	2.2	0.24	ug/Kg	☼	11/26/11 13:00	12/05/11 19:15	1
Methylcyclohexane	4.4	U H	4.4	0.14	ug/Kg	☼	11/26/11 13:00	12/05/11 19:15	1

Client: Conestoga-Rovers & Associates, Inc.
Project/Site: 17324-T07, RACER Former MTM

TestAmerica Job ID: 240-6291-1

Client Sample ID: S-017324-112311-TP-082
Date Collected: 11/23/11 10:35
Date Received: 11/26/11 09:45

Lab Sample ID: 240-6291-7
Matrix: Solid
Percent Solids: 87.4

Surrogate	%Recovery	Qualifier	Limits	Prepared	Analyzed	Dil Fac
1,2-Dichloroethane-d4 (Surr)	*101*		*58 - 123*	*11/26/11 13:00*	*12/05/11 19:15*	*1*
4-Bromofluorobenzene (Surr)	*105*		*52 - 136*	*11/26/11 13:00*	*12/05/11 19:15*	*1*
Toluene-d8 (Surr)	*102*		*67 - 125*	*11/26/11 13:00*	*12/05/11 19:15*	*1*
Dibromofluoromethane (Surr)	*99*		*37 - 132*	*11/26/11 13:00*	*12/05/11 19:15*	*1*

Method: 8270C - Semivolatile Organic Compounds (GC/MS)

Analyte	Result	Qualifier	RL	MDL	Unit	D	Prepared	Analyzed	Dil Fac
1,1'-Biphenyl	57	U	57	31	ug/Kg	☼	11/29/11 08:46	12/02/11 18:52	1
2,2'-oxybis[1-chloropropane]	110	U	110	11	ug/Kg	☼	11/29/11 08:46	12/02/11 18:52	1
2,4,5-Trichlorophenol	170	U	170	29	ug/Kg	☼	11/29/11 08:46	12/02/11 18:52	1
2,4,6-Trichlorophenol	170	U	170	91	ug/Kg	☼	11/29/11 08:46	12/02/11 18:52	1
2,4-Dichlorophenol	170	U	170	23	ug/Kg	☼	11/29/11 08:46	12/02/11 18:52	1
2,4-Dimethylphenol	170	U	170	23	ug/Kg	☼	11/29/11 08:46	12/02/11 18:52	1
2,4-Dinitrophenol	380	U	380	91	ug/Kg	☼	11/29/11 08:46	12/02/11 18:52	1
2,4-Dinitrotoluene	230	U	230	31	ug/Kg	☼	11/29/11 08:46	12/02/11 18:52	1
2,6-Dinitrotoluene	230	U	230	24	ug/Kg	☼	11/29/11 08:46	12/02/11 18:52	1
2-Chloronaphthalene	57	U	57	3.8	ug/Kg	☼	11/29/11 08:46	12/02/11 18:52	1
2-Chlorophenol	57	U	57	31	ug/Kg	☼	11/29/11 08:46	12/02/11 18:52	1
2-Methylnaphthalene	7.6	U	7.6	3.8	ug/Kg	☼	11/29/11 08:46	12/02/11 18:52	1
2-Methylphenol	230	U	230	91	ug/Kg	☼	11/29/11 08:46	12/02/11 18:52	1
2-Nitroaniline	230	U	230	10	ug/Kg	☼	11/29/11 08:46	12/02/11 18:52	1
2-Nitrophenol	57	U	57	31	ug/Kg	☼	11/29/11 08:46	12/02/11 18:52	1
3,3'-Dichlorobenzidine	110	U	110	21	ug/Kg	☼	11/29/11 08:46	12/02/11 18:52	1
3-Nitroaniline	230	U	230	18	ug/Kg	☼	11/29/11 08:46	12/02/11 18:52	1
4,6-Dinitro-2-methylphenol	170	U	170	91	ug/Kg	☼	11/29/11 08:46	12/02/11 18:52	1
4-Bromophenyl phenyl ether	57	U	57	15	ug/Kg	☼	11/29/11 08:46	12/02/11 18:52	1
4-Chloro-3-methylphenol	170	U	170	24	ug/Kg	☼	11/29/11 08:46	12/02/11 18:52	1
4-Chloroaniline	170	U	170	19	ug/Kg	☼	11/29/11 08:46	12/02/11 18:52	1
4-Chlorophenyl phenyl ether	57	U	57	15	ug/Kg	☼	11/29/11 08:46	12/02/11 18:52	1
4-Nitroaniline	230	U	230	30	ug/Kg	☼	11/29/11 08:46	12/02/11 18:52	1
4-Nitrophenol	380	U	380	91	ug/Kg	☼	11/29/11 08:46	12/02/11 18:52	1
Acenaphthene	7.6	U	7.6	3.8	ug/Kg	☼	11/29/11 08:46	12/02/11 18:52	1
Acenaphthylene	7.6	U	7.6	3.8	ug/Kg	☼	11/29/11 08:46	12/02/11 18:52	1
Acetophenone	110	U	110	11	ug/Kg	☼	11/29/11 08:46	12/02/11 18:52	1
Anthracene	7.6	U	7.6	3.8	ug/Kg	☼	11/29/11 08:46	12/02/11 18:52	1
Atrazine	230	U	230	10	ug/Kg	☼	11/29/11 08:46	12/02/11 18:52	1
Benzaldehyde	110	U	110	14	ug/Kg	☼	11/29/11 08:46	12/02/11 18:52	1
Benzo[a]anthracene	7.6	U	7.6	3.8	ug/Kg	☼	11/29/11 08:46	12/02/11 18:52	1
Benzo[a]pyrene	7.6	U	7.6	3.8	ug/Kg	☼	11/29/11 08:46	12/02/11 18:52	1
Benzo[b]fluoranthene	7.6	U	7.6	3.8	ug/Kg	☼	11/29/11 08:46	12/02/11 18:52	1
Benzo[g,h,i]perylene	**5.7**	**J**	7.6	3.8	ug/Kg	☼	11/29/11 08:46	12/02/11 18:52	1
Benzo[k]fluoranthene	7.6	U	7.6	3.8	ug/Kg	☼	11/29/11 08:46	12/02/11 18:52	1
Bis(2-chloroethoxy)methane	110	U	110	25	ug/Kg	☼	11/29/11 08:46	12/02/11 18:52	1
Bis(2-chloroethyl)ether	110	U	110	2.3	ug/Kg	☼	11/29/11 08:46	12/02/11 18:52	1
Bis(2-ethylhexyl) phthalate	**100**		57	22	ug/Kg	☼	11/29/11 08:46	12/02/11 18:52	1
Butyl benzyl phthalate	57	U	57	11	ug/Kg	☼	11/29/11 08:46	12/02/11 18:52	1
Caprolactam	380	U	380	42	ug/Kg	☼	11/29/11 08:46	12/02/11 18:52	1
Carbazole	57	U	57	31	ug/Kg	☼	11/29/11 08:46	12/02/11 18:52	1
Chrysene	7.6	U	7.6	1.3	ug/Kg	☼	11/29/11 08:46	12/02/11 18:52	1
Dibenz(a,h)anthracene	7.6	U	7.6	3.8	ug/Kg	☼	11/29/11 08:46	12/02/11 18:52	1
Dibenzofuran	57	U	57	3.8	ug/Kg	☼	11/29/11 08:46	12/02/11 18:52	1

Client Sample ID: S-017324-112311-TP-082
Date Collected: 11/23/11 10:35
Date Received: 11/26/11 09:45

Lab Sample ID: 240-6291-7
Matrix: Solid
Percent Solids: 87.4

Method: 8270C - Semivolatile Organic Compounds (GC/MS) (Continued)

Analyte	Result	Qualifier	RL	MDL	Unit	D	Prepared	Analyzed	Dil Fac
Diethyl phthalate	57	U	57	18	ug/Kg	☼	11/29/11 08:46	12/02/11 18:52	1
Dimethyl phthalate	57	U	57	19	ug/Kg	☼	11/29/11 08:46	12/02/11 18:52	1
Di-n-butyl phthalate	57	U	57	17	ug/Kg	☼	11/29/11 08:46	12/02/11 18:52	1
Di-n-octyl phthalate	57	U	57	31	ug/Kg	☼	11/29/11 08:46	12/02/11 18:52	1
Fluoranthene	**7.4**	**J**	7.6	3.8	ug/Kg	☼	11/29/11 08:46	12/02/11 18:52	1
Fluorene	7.6	U	7.6	3.8	ug/Kg	☼	11/29/11 08:46	12/02/11 18:52	1
Hexachlorobenzene	7.6	U	7.6	2.4	ug/Kg	☼	11/29/11 08:46	12/02/11 18:52	1
Hexachlorobutadiene	57	U	57	31	ug/Kg	☼	11/29/11 08:46	12/02/11 18:52	1
Hexachlorocyclopentadiene	380	U	380	31	ug/Kg	☼	11/29/11 08:46	12/02/11 18:52	1
Hexachloroethane	57	U	57	10	ug/Kg	☼	11/29/11 08:46	12/02/11 18:52	1
Indeno[1,2,3-cd]pyrene	7.6	U	7.6	3.8	ug/Kg	☼	11/29/11 08:46	12/02/11 18:52	1
Isophorone	57	U	57	15	ug/Kg	☼	11/29/11 08:46	12/02/11 18:52	1
Naphthalene	7.6	U	7.6	3.8	ug/Kg	☼	11/29/11 08:46	12/02/11 18:52	1
Nitrobenzene	110	U	110	2.5	ug/Kg	☼	11/29/11 08:46	12/02/11 18:52	1
N-Nitrosodi-n-propylamine	57	U	57	31	ug/Kg	☼	11/29/11 08:46	12/02/11 18:52	1
N-Nitrosodiphenylamine	57	U	57	24	ug/Kg	☼	11/29/11 08:46	12/02/11 18:52	1
Pentachlorophenol	170	U	170	91	ug/Kg	☼	11/29/11 08:46	12/02/11 18:52	1
Phenol	57	U	57	31	ug/Kg	☼	11/29/11 08:46	12/02/11 18:52	1
Phenanthrene	7.6	U	7.6	3.8	ug/Kg	☼	11/29/11 08:46	12/02/11 18:52	1
Pyrene	**7.7**		7.6	3.8	ug/Kg	☼	11/29/11 08:46	12/02/11 18:52	1
3 & 4 Methylphenol	460	U	460	23	ug/Kg	☼	11/29/11 08:46	12/02/11 18:52	1

Surrogate	*%Recovery*	*Qualifier*	*Limits*	*Prepared*	*Analyzed*	*Dil Fac*
2-Fluorobiphenyl (Surr)	*57*		*34 - 110*	*11/29/11 08:46*	*12/02/11 18:52*	*1*
2-Fluorophenol (Surr)	*60*		*26 - 110*	*11/29/11 08:46*	*12/02/11 18:52*	*1*
2,4,6-Tribromophenol (Surr)	*56*		*10 - 118*	*11/29/11 08:46*	*12/02/11 18:52*	*1*
Nitrobenzene-d5 (Surr)	*57*		*24 - 112*	*11/29/11 08:46*	*12/02/11 18:52*	*1*
Phenol-d5 (Surr)	*61*		*28 - 110*	*11/29/11 08:46*	*12/02/11 18:52*	*1*
Terphenyl-d14 (Surr)	*77*		*41 - 119*	*11/29/11 08:46*	*12/02/11 18:52*	*1*

Method: 8082 - Polychlorinated Biphenyls (PCBs) by Gas Chromatography

Analyte	Result	Qualifier	RL	MDL	Unit	D	Prepared	Analyzed	Dil Fac
Aroclor-1016	38	U	38	24	ug/Kg	☼	11/28/11 10:37	11/30/11 15:48	1
Aroclor-1221	38	U	38	18	ug/Kg	☼	11/28/11 10:37	11/30/11 15:48	1
Aroclor-1232	38	U	38	16	ug/Kg	☼	11/28/11 10:37	11/30/11 15:48	1
Aroclor-1242	38	U	38	15	ug/Kg	☼	11/28/11 10:37	11/30/11 15:48	1
Aroclor-1248	**19**	**J**	38	19	ug/Kg	☼	11/28/11 10:37	11/30/11 15:48	1
Aroclor-1254	38	U	38	19	ug/Kg	☼	11/28/11 10:37	11/30/11 15:48	1
Aroclor-1260	38	U	38	19	ug/Kg	☼	11/28/11 10:37	11/30/11 15:48	1

Surrogate	*%Recovery*	*Qualifier*	*Limits*	*Prepared*	*Analyzed*	*Dil Fac*
Tetrachloro-m-xylene	*66*		*29 - 151*	*11/28/11 10:37*	*11/30/11 15:48*	*1*
DCB Decachlorobiphenyl	*62*		*14 - 163*	*11/28/11 10:37*	*11/30/11 15:48*	*1*

Method: 6010B - Metals (ICP)

Analyte	Result	Qualifier	RL	MDL	Unit	D	Prepared	Analyzed	Dil Fac
Aluminum	**6000**		22	10	mg/Kg	☼	11/30/11 10:52	12/01/11 10:30	1
Antimony	1.1	U	1.1	0.42	mg/Kg	☼	11/30/11 10:52	12/01/11 10:30	1
Barium	**74**	**B**	22	0.077	mg/Kg	☼	11/30/11 10:52	12/01/11 10:30	1
Beryllium	**0.32**	**J**	0.54	0.046	mg/Kg	☼	11/30/11 10:52	12/01/11 10:30	1
Calcium	**120000**	**B**	2700	86	mg/Kg	☼	11/30/11 10:52	12/02/11 11:03	5

Client: Conestoga-Rovers & Associates, Inc.
Project/Site: 17324-T07, RACER Former MTM

TestAmerica Job ID: 240-6291-1

Client Sample ID: S-017324-112311-TP-082
Date Collected: 11/23/11 10:35
Date Received: 11/26/11 09:45

Lab Sample ID: 240-6291-7
Matrix: Solid
Percent Solids: 87.4

Method: 6010B - Metals (ICP) (Continued)

Analyte	Result	Qualifier	RL	MDL	Unit	D	Prepared	Analyzed	Dil Fac
Cadmium	0.14	J	0.22	0.039	mg/Kg	☼	11/30/11 10:52	12/01/11 10:30	1
Cobalt	6.0		5.4	0.17	mg/Kg	☼	11/30/11 10:52	12/01/11 10:30	1
Chromium	10		0.54	0.22	mg/Kg	☼	11/30/11 10:52	12/01/11 10:30	1
Copper	14		2.7	0.80	mg/Kg	☼	11/30/11 10:52	12/01/11 10:30	1
Iron	13000		11	5.3	mg/Kg	☼	11/30/11 10:52	12/01/11 10:30	1
Potassium	1300	B	540	6.7	mg/Kg	☼	11/30/11 10:52	12/01/11 10:30	1
Magnesium	45000	B	540	5.5	mg/Kg	☼	11/30/11 10:52	12/01/11 10:30	1
Manganese	260	B	1.6	0.080	mg/Kg	☼	11/30/11 10:52	12/01/11 10:30	1
Silver	0.54	U	0.54	0.11	mg/Kg	☼	11/30/11 10:52	12/01/11 10:30	1
Sodium	230	J	540	71	mg/Kg	☼	11/30/11 10:52	12/01/11 10:30	1
Nickel	16		4.3	0.29	mg/Kg	☼	11/30/11 10:52	12/01/11 10:30	1
Vanadium	14		5.4	0.13	mg/Kg	☼	11/30/11 10:52	12/01/11 10:30	1
Zinc	38		2.2	1.1	mg/Kg	☼	11/30/11 10:52	12/01/11 10:30	1
Arsenic	4.9		1.1	0.32	mg/Kg	☼	11/30/11 10:52	12/01/11 10:30	1
Lead	7.2		0.32	0.20	mg/Kg	☼	11/30/11 10:52	12/01/11 10:30	1
Selenium	0.54	U	0.54	0.49	mg/Kg	☼	11/30/11 10:52	12/01/11 10:30	1
Thallium	1.1	U	1.1	0.59	mg/Kg	☼	11/30/11 10:52	12/01/11 10:30	1

Method: 7471A - Mercury (CVAA)

Analyte	Result	Qualifier	RL	MDL	Unit	D	Prepared	Analyzed	Dil Fac
Mercury	0.082	U	0.082	0.012	mg/Kg	☼	11/30/11 14:20	11/30/11 15:46	1

Client: Conestoga-Rovers & Associates, Inc.
Project/Site: 17324-T07, RACER Former MTM

TestAmerica Job ID: 240-6291-1

Client Sample ID: S-017324-112311-TP-083
Date Collected: 11/23/11 10:57
Date Received: 11/26/11 09:45

Lab Sample ID: 240-6291-8
Matrix: Solid
Percent Solids: 77.9

Method: 8082 - Polychlorinated Biphenyls (PCBs) by Gas Chromatography

Analyte	Result	Qualifier	RL	MDL	Unit	D	Prepared	Analyzed	Dil Fac
Aroclor-1016	42	U	42	27	ug/Kg	☼	11/30/11 10:04	12/02/11 13:32	1
Aroclor-1221	42	U	42	21	ug/Kg	☼	11/30/11 10:04	12/02/11 13:32	1
Aroclor-1232	42	U	42	18	ug/Kg	☼	11/30/11 10:04	12/02/11 13:32	1
Aroclor-1242	42	U	42	17	ug/Kg	☼	11/30/11 10:04	12/02/11 13:32	1
Aroclor-1248	**38**	**J**	42	22	ug/Kg	☼	11/30/11 10:04	12/02/11 13:32	1
Aroclor-1254	42	U	42	22	ug/Kg	☼	11/30/11 10:04	12/02/11 13:32	1
Aroclor-1260	42	U	42	22	ug/Kg	☼	11/30/11 10:04	12/02/11 13:32	1

Surrogate	*%Recovery*	*Qualifier*	*Limits*	*Prepared*	*Analyzed*	*Dil Fac*
Tetrachloro-m-xylene	*60*		*29 - 151*	*11/30/11 10:04*	*12/02/11 13:32*	*1*
DCB Decachlorobiphenyl	*82*		*14 - 163*	*11/30/11 10:04*	*12/02/11 13:32*	*1*

Method: 6010B - Metals (ICP)

Analyte	Result	Qualifier	RL	MDL	Unit	D	Prepared	Analyzed	Dil Fac
Aluminum	**11000**		23	11	mg/Kg	☼	11/30/11 10:52	12/01/11 10:47	1
Antimony	1.2	U	1.2	0.45	mg/Kg	☼	11/30/11 10:52	12/01/11 10:47	1
Barium	**150**	**B**	23	0.082	mg/Kg	☼	11/30/11 10:52	12/01/11 10:47	1
Beryllium	**0.99**		0.58	0.050	mg/Kg	☼	11/30/11 10:52	12/01/11 10:47	1
Calcium	**19000**	**B**	580	18	mg/Kg	☼	11/30/11 10:52	12/01/11 10:47	1
Cadmium	**0.73**		0.23	0.042	mg/Kg	☼	11/30/11 10:52	12/01/11 10:47	1
Cobalt	**10**		5.8	0.18	mg/Kg	☼	11/30/11 10:52	12/01/11 10:47	1
Chromium	**16**		0.58	0.23	mg/Kg	☼	11/30/11 10:52	12/01/11 10:47	1
Copper	**74**		2.9	0.86	mg/Kg	☼	11/30/11 10:52	12/01/11 10:47	1
Iron	**16000**		12	5.7	mg/Kg	☼	11/30/11 10:52	12/01/11 10:47	1
Potassium	**1500**	**B**	580	7.2	mg/Kg	☼	11/30/11 10:52	12/01/11 10:47	1
Magnesium	**11000**	**B**	580	5.9	mg/Kg	☼	11/30/11 10:52	12/01/11 10:47	1
Manganese	**230**	**B**	1.7	0.086	mg/Kg	☼	11/30/11 10:52	12/01/11 10:47	1
Silver	0.58	U	0.58	0.12	mg/Kg	☼	11/30/11 10:52	12/01/11 10:47	1
Sodium	580	U	580	76	mg/Kg	☼	11/30/11 10:52	12/01/11 10:47	1
Nickel	**23**		4.6	0.31	mg/Kg	☼	11/30/11 10:52	12/01/11 10:47	1
Vanadium	**30**		5.8	0.14	mg/Kg	☼	11/30/11 10:52	12/01/11 10:47	1
Zinc	**150**		2.3	1.2	mg/Kg	☼	11/30/11 10:52	12/01/11 10:47	1
Arsenic	**6.9**		1.2	0.35	mg/Kg	☼	11/30/11 10:52	12/01/11 10:47	1
Lead	**79**		0.35	0.22	mg/Kg	☼	11/30/11 10:52	12/01/11 10:47	1
Selenium	0.58	U	0.58	0.52	mg/Kg	☼	11/30/11 10:52	12/01/11 10:47	1
Thallium	1.2	U	1.2	0.64	mg/Kg	☼	11/30/11 10:52	12/01/11 10:47	1

Method: 7471A - Mercury (CVAA)

Analyte	Result	Qualifier	RL	MDL	Unit	D	Prepared	Analyzed	Dil Fac
Mercury	**0.21**		0.10	0.015	mg/Kg	☼	11/30/11 14:20	11/30/11 15:50	1

Client: Conestoga-Rovers & Associates, Inc.
Project/Site: 17324-T07, RACER Former MTM

TestAmerica Job ID: 240-6291-1

Client Sample ID: S-017324-112311-TP-084
Date Collected: 11/23/11 11:04
Date Received: 11/26/11 09:45

Lab Sample ID: 240-6291-9
Matrix: Solid
Percent Solids: 85.8

Method: 8082 - Polychlorinated Biphenyls (PCBs) by Gas Chromatography

Analyte	Result	Qualifier	RL	MDL	Unit	D	Prepared	Analyzed	Dil Fac
Aroclor-1016	38	U	38	24	ug/Kg	☼	11/30/11 10:04	12/02/11 13:45	1
Aroclor-1221	38	U	38	19	ug/Kg	☼	11/30/11 10:04	12/02/11 13:45	1
Aroclor-1232	38	U	38	16	ug/Kg	☼	11/30/11 10:04	12/02/11 13:45	1
Aroclor-1242	38	U	38	15	ug/Kg	☼	11/30/11 10:04	12/02/11 13:45	1
Aroclor-1248	38	U	38	20	ug/Kg	☼	11/30/11 10:04	12/02/11 13:45	1
Aroclor-1254	38	U	38	20	ug/Kg	☼	11/30/11 10:04	12/02/11 13:45	1
Aroclor-1260	38	U	38	20	ug/Kg	☼	11/30/11 10:04	12/02/11 13:45	1

Surrogate	*%Recovery*	*Qualifier*	*Limits*	*Prepared*	*Analyzed*	*Dil Fac*
Tetrachloro-m-xylene	*61*		*29 - 151*	*11/30/11 10:04*	*12/02/11 13:45*	*1*
DCB Decachlorobiphenyl	*65*		*14 - 163*	*11/30/11 10:04*	*12/02/11 13:45*	*1*

Method: 6010B - Metals (ICP)

Analyte	Result	Qualifier	RL	MDL	Unit	D	Prepared	Analyzed	Dil Fac
Aluminum	**12000**		21	9.9	mg/Kg	☼	11/30/11 10:52	12/01/11 10:53	1
Antimony	1.0	U	1.0	0.40	mg/Kg	☼	11/30/11 10:52	12/01/11 10:53	1
Barium	**100**	**B**	21	0.073	mg/Kg	☼	11/30/11 10:52	12/01/11 10:53	1
Beryllium	**0.61**		0.52	0.044	mg/Kg	☼	11/30/11 10:52	12/01/11 10:53	1
Calcium	**51000**	**B**	520	17	mg/Kg	☼	11/30/11 10:52	12/01/11 10:53	1
Cadmium	**0.21**		0.21	0.037	mg/Kg	☼	11/30/11 10:52	12/01/11 10:53	1
Cobalt	**7.9**		5.2	0.17	mg/Kg	☼	11/30/11 10:52	12/01/11 10:53	1
Chromium	**16**		0.52	0.21	mg/Kg	☼	11/30/11 10:52	12/01/11 10:53	1
Copper	**21**		2.6	0.76	mg/Kg	☼	11/30/11 10:52	12/01/11 10:53	1
Iron	**20000**		10	5.1	mg/Kg	☼	11/30/11 10:52	12/01/11 10:53	1
Potassium	**1700**	**B**	520	6.4	mg/Kg	☼	11/30/11 10:52	12/01/11 10:53	1
Magnesium	**26000**	**B**	520	5.3	mg/Kg	☼	11/30/11 10:52	12/01/11 10:53	1
Manganese	**360**	**B**	1.5	0.076	mg/Kg	☼	11/30/11 10:52	12/01/11 10:53	1
Silver	0.52	U	0.52	0.10	mg/Kg	☼	11/30/11 10:52	12/01/11 10:53	1
Sodium	**89**	**J**	520	68	mg/Kg	☼	11/30/11 10:52	12/01/11 10:53	1
Nickel	**26**		4.1	0.28	mg/Kg	☼	11/30/11 10:52	12/01/11 10:53	1
Vanadium	**24**		5.2	0.12	mg/Kg	☼	11/30/11 10:52	12/01/11 10:53	1
Zinc	**53**		2.1	1.0	mg/Kg	☼	11/30/11 10:52	12/01/11 10:53	1
Arsenic	**8.1**		1.0	0.31	mg/Kg	☼	11/30/11 10:52	12/01/11 10:53	1
Lead	**10**		0.31	0.20	mg/Kg	☼	11/30/11 10:52	12/01/11 10:53	1
Selenium	0.52	U L	0.52	0.46	mg/Kg	☼	11/30/11 10:52	12/01/11 10:53	1
Thallium	1.0	U	1.0	0.57	mg/Kg	☼	11/30/11 10:52	12/01/11 10:53	1

Method: 7471A - Mercury (CVAA)

Analyte	Result	Qualifier	RL	MDL	Unit	D	Prepared	Analyzed	Dil Fac
Mercury	**0.024**	**J**	0.082	0.012	mg/Kg	☼	11/30/11 14:20	11/30/11 15:51	1

Client: Conestoga-Rovers & Associates, Inc.
Project/Site: 17324-T07, RACER Former MTM

TestAmerica Job ID: 240-6291-1

Client Sample ID: S-017324-112311-TP-085
Date Collected: 11/23/11 11:34
Date Received: 11/26/11 09:45

Lab Sample ID: 240-6291-10
Matrix: Solid
Percent Solids: 76.0

Method: 8260B - Volatile Organic Compounds (GC/MS)

Analyte	Result	Qualifier	RL	MDL	Unit	D	Prepared	Analyzed	Dil Fac
Acetone	**39**	**H**	13	4.2	ug/Kg	☼	11/26/11 13:00	12/05/11 19:36	1
Benzene	3.4	U H	3.4	0.16	ug/Kg	☼	11/26/11 13:00	12/05/11 19:36	1
Dichlorobromomethane	3.4	U H	3.4	0.19	ug/Kg	☼	11/26/11 13:00	12/05/11 19:36	1
Bromoform	3.4	U H	3.4	0.22	ug/Kg	☼	11/26/11 13:00	12/05/11 19:36	1
Bromomethane	3.4	U H	3.4	0.36	ug/Kg	☼	11/26/11 13:00	12/05/11 19:36	1
2-Butanone (MEK)	**4.1**	**J H**	13	0.94	ug/Kg	☼	11/26/11 13:00	12/05/11 19:36	1
Carbon disulfide	**0.30**	**J H**	3.4	0.30	ug/Kg	☼	11/26/11 13:00	12/05/11 19:36	1
Carbon tetrachloride	3.4	U H	3.4	0.25	ug/Kg	☼	11/26/11 13:00	12/05/11 19:36	1
Chlorobenzene	3.4	U H	3.4	0.22	ug/Kg	☼	11/26/11 13:00	12/05/11 19:36	1
Chloroethane	3.4	U H	3.4	0.58	ug/Kg	☼	11/26/11 13:00	12/05/11 19:36	1
Chloroform	3.4	U H	3.4	0.20	ug/Kg	☼	11/26/11 13:00	12/05/11 19:36	1
Chloromethane	3.4	U H	3.4	0.28	ug/Kg	☼	11/26/11 13:00	12/05/11 19:36	1
1,1-Dichloroethane	3.4	U H	3.4	0.24	ug/Kg	☼	11/26/11 13:00	12/05/11 19:36	1
1,2-Dichloroethane	**2.6**	**J H**	3.4	0.23	ug/Kg	☼	11/26/11 13:00	12/05/11 19:36	1
1,1-Dichloroethene	3.4	U H	3.4	0.35	ug/Kg	☼	11/26/11 13:00	12/05/11 19:36	1
1,2-Dichloropropane	3.4	U H	3.4	0.47	ug/Kg	☼	11/26/11 13:00	12/05/11 19:36	1
cis-1,3-Dichloropropene	3.4	U H	3.4	0.23	ug/Kg	☼	11/26/11 13:00	12/05/11 19:36	1
trans-1,3-Dichloropropene	3.4	U H	3.4	0.36	ug/Kg	☼	11/26/11 13:00	12/05/11 19:36	1
Ethylbenzene	3.4	U H	3.4	0.18	ug/Kg	☼	11/26/11 13:00	12/05/11 19:36	1
2-Hexanone	13	U H	13	0.42	ug/Kg	☼	11/26/11 13:00	12/05/11 19:36	1
Methylene Chloride	3.4	U H	3.4	0.45	ug/Kg	☼	11/26/11 13:00	12/05/11 19:36	1
4-Methyl-2-pentanone (MIBK)	13	U H	13	0.36	ug/Kg	☼	11/26/11 13:00	12/05/11 19:36	1
Styrene	3.4	U H	3.4	0.10	ug/Kg	☼	11/26/11 13:00	12/05/11 19:36	1
1,1,2,2-Tetrachloroethane	3.4	U H	3.4	0.23	ug/Kg	☼	11/26/11 13:00	12/05/11 19:36	1
Tetrachloroethene	3.4	U H	3.4	0.35	ug/Kg	☼	11/26/11 13:00	12/05/11 19:36	1
Toluene	**0.82**	**J H**	3.4	0.18	ug/Kg	☼	11/26/11 13:00	12/05/11 19:36	1
Trichloroethene	3.4	U H	3.4	0.28	ug/Kg	☼	11/26/11 13:00	12/05/11 19:36	1
Vinyl chloride	3.4	U H	3.4	0.26	ug/Kg	☼	11/26/11 13:00	12/05/11 19:36	1
Xylenes, Total	6.7	U H	6.7	0.45	ug/Kg	☼	11/26/11 13:00	12/05/11 19:36	1
1,1,1-Trichloroethane	3.4	U H	3.4	0.38	ug/Kg	☼	11/26/11 13:00	12/05/11 19:36	1
1,1,2-Trichloroethane	3.4	U H	3.4	0.26	ug/Kg	☼	11/26/11 13:00	12/05/11 19:36	1
Cyclohexane	**1.7**	**J H**	6.7	0.22	ug/Kg	☼	11/26/11 13:00	12/05/11 19:36	1
1,2-Dibromo-3-Chloropropane	6.7	U H	6.7	0.88	ug/Kg	☼	11/26/11 13:00	12/05/11 19:36	1
Ethylene Dibromide	3.4	U H	3.4	0.34	ug/Kg	☼	11/26/11 13:00	12/05/11 19:36	1
Dichlorodifluoromethane	3.4	U H	3.4	0.34	ug/Kg	☼	11/26/11 13:00	12/05/11 19:36	1
cis-1,2-Dichloroethene	3.4	U H	3.4	0.24	ug/Kg	☼	11/26/11 13:00	12/05/11 19:36	1
trans-1,2-Dichloroethene	3.4	U H	3.4	0.28	ug/Kg	☼	11/26/11 13:00	12/05/11 19:36	1
Isopropylbenzene	3.4	U H	3.4	0.11	ug/Kg	☼	11/26/11 13:00	12/05/11 19:36	1
Methyl acetate	**1.0**	**J H**	6.7	0.94	ug/Kg	☼	11/26/11 13:00	12/05/11 19:36	1
Methyl tert-butyl ether	13	U H	13	0.29	ug/Kg	☼	11/26/11 13:00	12/05/11 19:36	1
1,1,2-Trichloro-1,2,2-trifluoroethane	3.4	U H	3.4	0.88	ug/Kg	☼	11/26/11 13:00	12/05/11 19:36	1
1,2,4-Trichlorobenzene	3.4	U H	3.4	0.18	ug/Kg	☼	11/26/11 13:00	12/05/11 19:36	1
1,2-Dichlorobenzene	3.4	U H	3.4	0.24	ug/Kg	☼	11/26/11 13:00	12/05/11 19:36	1
1,3-Dichlorobenzene	3.4	U H	3.4	0.24	ug/Kg	☼	11/26/11 13:00	12/05/11 19:36	1
1,4-Dichlorobenzene	3.4	U H	3.4	0.44	ug/Kg	☼	11/26/11 13:00	12/05/11 19:36	1
Trichlorofluoromethane	3.4	U H	3.4	0.23	ug/Kg	☼	11/26/11 13:00	12/05/11 19:36	1
Chlorodibromomethane	3.4	U H	3.4	0.37	ug/Kg	☼	11/26/11 13:00	12/05/11 19:36	1
Methylcyclohexane	**2.0**	**J H**	6.7	0.21	ug/Kg	☼	11/26/11 13:00	12/05/11 19:36	1

Client: Conestoga-Rovers & Associates, Inc.
Project/Site: 17324-T07, RACER Former MTM

TestAmerica Job ID: 240-6291-1

Client Sample ID: S-017324-112311-TP-085
Date Collected: 11/23/11 11:34
Date Received: 11/26/11 09:45

Lab Sample ID: 240-6291-10
Matrix: Solid
Percent Solids: 76.0

Surrogate	%Recovery	Qualifier	Limits	Prepared	Analyzed	Dil Fac
1,2-Dichloroethane-d4 (Surr)	*100*		*58 - 123*	*11/26/11 13:00*	*12/05/11 19:36*	*1*
4-Bromofluorobenzene (Surr)	*99*		*52 - 136*	*11/26/11 13:00*	*12/05/11 19:36*	*1*
Toluene-d8 (Surr)	*98*		*67 - 125*	*11/26/11 13:00*	*12/05/11 19:36*	*1*
Dibromofluoromethane (Surr)	*98*		*37 - 132*	*11/26/11 13:00*	*12/05/11 19:36*	*1*

Method: 8270C - Semivolatile Organic Compounds (GC/MS)

Analyte	Result	Qualifier	RL	MDL	Unit	D	Prepared	Analyzed	Dil Fac
1,1'-Biphenyl	66	U	66	36	ug/Kg	☼	11/29/11 08:46	12/02/11 20:49	1
2,2'-oxybis[1-chloropropane]	130	U	130	13	ug/Kg	☼	11/29/11 08:46	12/02/11 20:49	1
2,4,5-Trichlorophenol	200	U	200	33	ug/Kg	☼	11/29/11 08:46	12/02/11 20:49	1
2,4,6-Trichlorophenol	200	U	200	110	ug/Kg	☼	11/29/11 08:46	12/02/11 20:49	1
2,4-Dichlorophenol	200	U	200	26	ug/Kg	☼	11/29/11 08:46	12/02/11 20:49	1
2,4-Dimethylphenol	200	U	200	26	ug/Kg	☼	11/29/11 08:46	12/02/11 20:49	1
2,4-Dinitrophenol	440	U	440	110	ug/Kg	☼	11/29/11 08:46	12/02/11 20:49	1
2,4-Dinitrotoluene	260	U	260	36	ug/Kg	☼	11/29/11 08:46	12/02/11 20:49	1
2,6-Dinitrotoluene	260	U	260	28	ug/Kg	☼	11/29/11 08:46	12/02/11 20:49	1
2-Chloronaphthalene	66	U	66	4.4	ug/Kg	☼	11/29/11 08:46	12/02/11 20:49	1
2-Chlorophenol	66	U	66	36	ug/Kg	☼	11/29/11 08:46	12/02/11 20:49	1
2-Methylnaphthalene	**6.8**	**J**	8.8	4.4	ug/Kg	☼	11/29/11 08:46	12/02/11 20:49	1
2-Methylphenol	260	U	260	110	ug/Kg	☼	11/29/11 08:46	12/02/11 20:49	1
2-Nitroaniline	260	U	260	12	ug/Kg	☼	11/29/11 08:46	12/02/11 20:49	1
2-Nitrophenol	66	U	66	36	ug/Kg	☼	11/29/11 08:46	12/02/11 20:49	1
3,3'-Dichlorobenzidine	130	U	130	24	ug/Kg	☼	11/29/11 08:46	12/02/11 20:49	1
3-Nitroaniline	260	U	260	21	ug/Kg	☼	11/29/11 08:46	12/02/11 20:49	1
4,6-Dinitro-2-methylphenol	200	U	200	110	ug/Kg	☼	11/29/11 08:46	12/02/11 20:49	1
4-Bromophenyl phenyl ether	66	U	66	17	ug/Kg	☼	11/29/11 08:46	12/02/11 20:49	1
4-Chloro-3-methylphenol	200	U	200	28	ug/Kg	☼	11/29/11 08:46	12/02/11 20:49	1
4-Chloroaniline	200	U	200	22	ug/Kg	☼	11/29/11 08:46	12/02/11 20:49	1
4-Chlorophenyl phenyl ether	66	U	66	17	ug/Kg	☼	11/29/11 08:46	12/02/11 20:49	1
4-Nitroaniline	260	U	260	34	ug/Kg	☼	11/29/11 08:46	12/02/11 20:49	1
4-Nitrophenol	440	U	440	110	ug/Kg	☼	11/29/11 08:46	12/02/11 20:49	1
Acenaphthene	8.8	U	8.8	4.4	ug/Kg	☼	11/29/11 08:46	12/02/11 20:49	1
Acenaphthylene	8.8	U	8.8	4.4	ug/Kg	☼	11/29/11 08:46	12/02/11 20:49	1
Acetophenone	130	U	130	12	ug/Kg	☼	11/29/11 08:46	12/02/11 20:49	1
Anthracene	8.8	U	8.8	4.4	ug/Kg	☼	11/29/11 08:46	12/02/11 20:49	1
Atrazine	260	U	260	12	ug/Kg	☼	11/29/11 08:46	12/02/11 20:49	1
Benzaldehyde	130	U	130	16	ug/Kg	☼	11/29/11 08:46	12/02/11 20:49	1
Benzo[a]anthracene	8.8	U	8.8	4.4	ug/Kg	☼	11/29/11 08:46	12/02/11 20:49	1
Benzo[a]pyrene	8.8	U	8.8	4.4	ug/Kg	☼	11/29/11 08:46	12/02/11 20:49	1
Benzo[b]fluoranthene	8.8	U	8.8	4.4	ug/Kg	☼	11/29/11 08:46	12/02/11 20:49	1
Benzo[g,h,i]perylene	8.8	U	8.8	4.4	ug/Kg	☼	11/29/11 08:46	12/02/11 20:49	1
Benzo[k]fluoranthene	8.8	U	8.8	4.4	ug/Kg	☼	11/29/11 08:46	12/02/11 20:49	1
Bis(2-chloroethoxy)methane	130	U	130	29	ug/Kg	☼	11/29/11 08:46	12/02/11 20:49	1
Bis(2-chloroethyl)ether	130	U	130	2.6	ug/Kg	☼	11/29/11 08:46	12/02/11 20:49	1
Bis(2-ethylhexyl) phthalate	**150**		66	25	ug/Kg	☼	11/29/11 08:46	12/02/11 20:49	1
Butyl benzyl phthalate	66	U	66	13	ug/Kg	☼	11/29/11 08:46	12/02/11 20:49	1
Caprolactam	440	U	440	49	ug/Kg	☼	11/29/11 08:46	12/02/11 20:49	1
Carbazole	66	U	66	36	ug/Kg	☼	11/29/11 08:46	12/02/11 20:49	1
Chrysene	8.8	U	8.8	1.5	ug/Kg	☼	11/29/11 08:46	12/02/11 20:49	1
Dibenz(a,h)anthracene	8.8	U	8.8	4.4	ug/Kg	☼	11/29/11 08:46	12/02/11 20:49	1
Dibenzofuran	66	U	66	4.4	ug/Kg	☼	11/29/11 08:46	12/02/11 20:49	1

Client Sample ID: S-017324-112311-TP-085
Date Collected: 11/23/11 11:34
Date Received: 11/26/11 09:45

Lab Sample ID: 240-6291-10
Matrix: Solid
Percent Solids: 76.0

Method: 8270C - Semivolatile Organic Compounds (GC/MS) (Continued)

Analyte	Result	Qualifier	RL	MDL	Unit	D	Prepared	Analyzed	Dil Fac
Diethyl phthalate	66	U	66	21	ug/Kg	☼	11/29/11 08:46	12/02/11 20:49	1
Dimethyl phthalate	66	U	66	22	ug/Kg	☼	11/29/11 08:46	12/02/11 20:49	1
Di-n-butyl phthalate	66	U	66	20	ug/Kg	☼	11/29/11 08:46	12/02/11 20:49	1
Di-n-octyl phthalate	66	U	66	36	ug/Kg	☼	11/29/11 08:46	12/02/11 20:49	1
Fluoranthene	**16**		8.8	4.4	ug/Kg	☼	11/29/11 08:46	12/02/11 20:49	1
Fluorene	8.8	U	8.8	4.4	ug/Kg	☼	11/29/11 08:46	12/02/11 20:49	1
Hexachlorobenzene	8.8	U	8.8	2.8	ug/Kg	☼	11/29/11 08:46	12/02/11 20:49	1
Hexachlorobutadiene	66	U	66	36	ug/Kg	☼	11/29/11 08:46	12/02/11 20:49	1
Hexachlorocyclopentadiene	440	U	440	36	ug/Kg	☼	11/29/11 08:46	12/02/11 20:49	1
Hexachloroethane	66	U	66	12	ug/Kg	☼	11/29/11 08:46	12/02/11 20:49	1
Indeno[1,2,3-cd]pyrene	8.8	U	8.8	4.4	ug/Kg	☼	11/29/11 08:46	12/02/11 20:49	1
Isophorone	66	U	66	17	ug/Kg	☼	11/29/11 08:46	12/02/11 20:49	1
Naphthalene	8.8	U	8.8	4.4	ug/Kg	☼	11/29/11 08:46	12/02/11 20:49	1
Nitrobenzene	130	U	130	2.9	ug/Kg	☼	11/29/11 08:46	12/02/11 20:49	1
N-Nitrosodi-n-propylamine	66	U	66	36	ug/Kg	☼	11/29/11 08:46	12/02/11 20:49	1
N-Nitrosodiphenylamine	66	U	66	28	ug/Kg	☼	11/29/11 08:46	12/02/11 20:49	1
Pentachlorophenol	200	U	200	110	ug/Kg	☼	11/29/11 08:46	12/02/11 20:49	1
Phenol	66	U	66	36	ug/Kg	☼	11/29/11 08:46	12/02/11 20:49	1
Phenanthrene	8.8	U	8.8	4.4	ug/Kg	☼	11/29/11 08:46	12/02/11 20:49	1
Pyrene	**13**		8.8	4.4	ug/Kg	☼	11/29/11 08:46	12/02/11 20:49	1
3 & 4 Methylphenol	530	U	530	26	ug/Kg	☼	11/29/11 08:46	12/02/11 20:49	1

Surrogate	*%Recovery*	*Qualifier*	*Limits*	*Prepared*	*Analyzed*	*Dil Fac*
2-Fluorobiphenyl (Surr)	*56*		*34 - 110*	*11/29/11 08:46*	*12/02/11 20:49*	*1*
2-Fluorophenol (Surr)	*65*		*26 - 110*	*11/29/11 08:46*	*12/02/11 20:49*	*1*
2,4,6-Tribromophenol (Surr)	*54*		*10 - 118*	*11/29/11 08:46*	*12/02/11 20:49*	*1*
Nitrobenzene-d5 (Surr)	*55*		*24 - 112*	*11/29/11 08:46*	*12/02/11 20:49*	*1*
Phenol-d5 (Surr)	*63*		*28 - 110*	*11/29/11 08:46*	*12/02/11 20:49*	*1*
Terphenyl-d14 (Surr)	*71*		*41 - 119*	*11/29/11 08:46*	*12/02/11 20:49*	*1*

Method: 8082 - Polychlorinated Biphenyls (PCBs) by Gas Chromatography

Analyte	Result	Qualifier	RL	MDL	Unit	D	Prepared	Analyzed	Dil Fac
Aroclor-1016	43	U	43	28	ug/Kg	☼	11/30/11 10:04	12/02/11 13:59	1
Aroclor-1221	43	U	43	21	ug/Kg	☼	11/30/11 10:04	12/02/11 13:59	1
Aroclor-1232	43	U	43	18	ug/Kg	☼	11/30/11 10:04	12/02/11 13:59	1
Aroclor-1242	43	U	43	17	ug/Kg	☼	11/30/11 10:04	12/02/11 13:59	1
Aroclor-1248	43	U	43	22	ug/Kg	☼	11/30/11 10:04	12/02/11 13:59	1
Aroclor-1254	43	U	43	22	ug/Kg	☼	11/30/11 10:04	12/02/11 13:59	1
Aroclor-1260	43	U	43	22	ug/Kg	☼	11/30/11 10:04	12/02/11 13:59	1

Surrogate	*%Recovery*	*Qualifier*	*Limits*	*Prepared*	*Analyzed*	*Dil Fac*
Tetrachloro-m-xylene	*60*		*29 - 151*	*11/30/11 10:04*	*12/02/11 13:59*	*1*
DCB Decachlorobiphenyl	*62*		*14 - 163*	*11/30/11 10:04*	*12/02/11 13:59*	*1*

Method: 6010B - Metals (ICP)

Analyte	Result	Qualifier	RL	MDL	Unit	D	Prepared	Analyzed	Dil Fac
Aluminum	**17000**		26	13	mg/Kg	☼	11/30/11 10:52	12/01/11 10:59	1
Antimony	1.3	U	1.3	0.51	mg/Kg	☼	11/30/11 10:52	12/01/11 10:59	1
Barium	**180**	**B**	26	0.093	mg/Kg	☼	11/30/11 10:52	12/01/11 10:59	1
Beryllium	**0.94**		0.66	0.057	mg/Kg	☼	11/30/11 10:52	12/01/11 10:59	1
Calcium	**4600**	**B**	660	21	mg/Kg	☼	11/30/11 10:52	12/01/11 10:59	1

Client: Conestoga-Rovers & Associates, Inc.
Project/Site: 17324-T07, RACER Former MTM

TestAmerica Job ID: 240-6291-1

Client Sample ID: S-017324-112311-TP-085
Date Collected: 11/23/11 11:34
Date Received: 11/26/11 09:45

Lab Sample ID: 240-6291-10
Matrix: Solid
Percent Solids: 76.0

Method: 6010B - Metals (ICP) (Continued)

Analyte	Result	Qualifier	RL	MDL	Unit	D	Prepared	Analyzed	Dil Fac
Cadmium	0.38		0.26	0.047	mg/Kg	☼	11/30/11 10:52	12/01/11 10:59	1
Cobalt	8.3		6.6	0.21	mg/Kg	☼	11/30/11 10:52	12/01/11 10:59	1
Chromium	23		0.66	0.26	mg/Kg	☼	11/30/11 10:52	12/01/11 10:59	1
Copper	33		3.3	0.97	mg/Kg	☼	11/30/11 10:52	12/01/11 10:59	1
Iron	29000		13	6.4	mg/Kg	☼	11/30/11 10:52	12/01/11 10:59	1
Potassium	1600	B	660	8.2	mg/Kg	☼	11/30/11 10:52	12/01/11 10:59	1
Magnesium	4200	B	660	6.7	mg/Kg	☼	11/30/11 10:52	12/01/11 10:59	1
Manganese	200	B	2.0	0.097	mg/Kg	☼	11/30/11 10:52	12/01/11 10:59	1
Silver	0.66	U	0.66	0.13	mg/Kg	☼	11/30/11 10:52	12/01/11 10:59	1
Sodium	840		660	87	mg/Kg	☼	11/30/11 10:52	12/01/11 10:59	1
Nickel	31		5.3	0.36	mg/Kg	☼	11/30/11 10:52	12/01/11 10:59	1
Vanadium	35		6.6	0.16	mg/Kg	☼	11/30/11 10:52	12/01/11 10:59	1
Zinc	110		2.6	1.3	mg/Kg	☼	11/30/11 10:52	12/01/11 10:59	1
Arsenic	9.8		1.3	0.39	mg/Kg	☼	11/30/11 10:52	12/01/11 10:59	1
Lead	20		0.39	0.25	mg/Kg	☼	11/30/11 10:52	12/01/11 10:59	1
Selenium	0.66	U	0.66	0.59	mg/Kg	☼	11/30/11 10:52	12/01/11 10:59	1
Thallium	1.3	U	1.3	0.72	mg/Kg	☼	11/30/11 10:52	12/01/11 10:59	1

Method: 7471A - Mercury (CVAA)

Analyte	Result	Qualifier	RL	MDL	Unit	D	Prepared	Analyzed	Dil Fac
Mercury	0.048	J	0.10	0.016	mg/Kg	☼	11/30/11 14:20	11/30/11 15:52	1

Client: Conestoga-Rovers & Associates, Inc.
Project/Site: 17324-T07, RACER Former MTM

TestAmerica Job ID: 240-6291-1

Client Sample ID: S-017324-112311-TP-086
Date Collected: 11/23/11 11:45
Date Received: 11/26/11 09:45

Lab Sample ID: 240-6291-11
Matrix: Solid
Percent Solids: 86.9

Method: 8260B - Volatile Organic Compounds (GC/MS)

Analyte	Result	Qualifier	RL	MDL	Unit	D	Prepared	Analyzed	Dil Fac
Acetone	**16**	**H**	9.6	3.0	ug/Kg	☼	11/26/11 13:00	12/05/11 19:58	1
Benzene	2.4	U H	2.4	0.11	ug/Kg	☼	11/26/11 13:00	12/05/11 19:58	1
Dichlorobromomethane	2.4	U H	2.4	0.13	ug/Kg	☼	11/26/11 13:00	12/05/11 19:58	1
Bromoform	2.4	U H	2.4	0.16	ug/Kg	☼	11/26/11 13:00	12/05/11 19:58	1
Bromomethane	2.4	U H	2.4	0.26	ug/Kg	☼	11/26/11 13:00	12/05/11 19:58	1
2-Butanone (MEK)	**2.5**	**J H**	9.6	0.67	ug/Kg	☼	11/26/11 13:00	12/05/11 19:58	1
Carbon disulfide	2.4	U H	2.4	0.21	ug/Kg	☼	11/26/11 13:00	12/05/11 19:58	1
Carbon tetrachloride	2.4	U H	2.4	0.18	ug/Kg	☼	11/26/11 13:00	12/05/11 19:58	1
Chlorobenzene	2.4	U H	2.4	0.16	ug/Kg	☼	11/26/11 13:00	12/05/11 19:58	1
Chloroethane	2.4	U H	2.4	0.41	ug/Kg	☼	11/26/11 13:00	12/05/11 19:58	1
Chloroform	2.4	U H	2.4	0.14	ug/Kg	☼	11/26/11 13:00	12/05/11 19:58	1
Chloromethane	2.4	U H	2.4	0.20	ug/Kg	☼	11/26/11 13:00	12/05/11 19:58	1
1,1-Dichloroethane	2.4	U H	2.4	0.17	ug/Kg	☼	11/26/11 13:00	12/05/11 19:58	1
1,2-Dichloroethane	**1.4**	**J H**	2.4	0.16	ug/Kg	☼	11/26/11 13:00	12/05/11 19:58	1
1,1-Dichloroethene	2.4	U H	2.4	0.25	ug/Kg	☼	11/26/11 13:00	12/05/11 19:58	1
1,2-Dichloropropane	2.4	U H	2.4	0.33	ug/Kg	☼	11/26/11 13:00	12/05/11 19:58	1
cis-1,3-Dichloropropene	2.4	U H	2.4	0.16	ug/Kg	☼	11/26/11 13:00	12/05/11 19:58	1
trans-1,3-Dichloropropene	2.4	U H	2.4	0.26	ug/Kg	☼	11/26/11 13:00	12/05/11 19:58	1
Ethylbenzene	2.4	U H	2.4	0.13	ug/Kg	☼	11/26/11 13:00	12/05/11 19:58	1
2-Hexanone	9.6	U H	9.6	0.30	ug/Kg	☼	11/26/11 13:00	12/05/11 19:58	1
Methylene Chloride	2.4	U H	2.4	0.32	ug/Kg	☼	11/26/11 13:00	12/05/11 19:58	1
4-Methyl-2-pentanone (MIBK)	9.6	U H	9.6	0.26	ug/Kg	☼	11/26/11 13:00	12/05/11 19:58	1
Styrene	2.4	U H	2.4	0.072	ug/Kg	☼	11/26/11 13:00	12/05/11 19:58	1
1,1,2,2-Tetrachloroethane	2.4	U H	2.4	0.16	ug/Kg	☼	11/26/11 13:00	12/05/11 19:58	1
Tetrachloroethene	2.4	U H	2.4	0.25	ug/Kg	☼	11/26/11 13:00	12/05/11 19:58	1
Toluene	**0.45**	**J H**	2.4	0.13	ug/Kg	☼	11/26/11 13:00	12/05/11 19:58	1
Trichloroethene	2.4	U H	2.4	0.20	ug/Kg	☼	11/26/11 13:00	12/05/11 19:58	1
Vinyl chloride	2.4	U H	2.4	0.19	ug/Kg	☼	11/26/11 13:00	12/05/11 19:58	1
Xylenes, Total	4.8	U H	4.8	0.32	ug/Kg	☼	11/26/11 13:00	12/05/11 19:58	1
1,1,1-Trichloroethane	2.4	U H	2.4	0.27	ug/Kg	☼	11/26/11 13:00	12/05/11 19:58	1
1,1,2-Trichloroethane	2.4	U H	2.4	0.19	ug/Kg	☼	11/26/11 13:00	12/05/11 19:58	1
Cyclohexane	4.8	U H	4.8	0.16	ug/Kg	☼	11/26/11 13:00	12/05/11 19:58	1
1,2-Dibromo-3-Chloropropane	4.8	U H	4.8	0.63	ug/Kg	☼	11/26/11 13:00	12/05/11 19:58	1
Ethylene Dibromide	2.4	U H	2.4	0.24	ug/Kg	☼	11/26/11 13:00	12/05/11 19:58	1
Dichlorodifluoromethane	2.4	U H	2.4	0.24	ug/Kg	☼	11/26/11 13:00	12/05/11 19:58	1
cis-1,2-Dichloroethene	2.4	U H	2.4	0.17	ug/Kg	☼	11/26/11 13:00	12/05/11 19:58	1
trans-1,2-Dichloroethene	2.4	U H	2.4	0.20	ug/Kg	☼	11/26/11 13:00	12/05/11 19:58	1
Isopropylbenzene	2.4	U H	2.4	0.077	ug/Kg	☼	11/26/11 13:00	12/05/11 19:58	1
Methyl acetate	4.8	U H	4.8	0.67	ug/Kg	☼	11/26/11 13:00	12/05/11 19:58	1
Methyl tert-butyl ether	9.6	U H	9.6	0.21	ug/Kg	☼	11/26/11 13:00	12/05/11 19:58	1
1,1,2-Trichloro-1,2,2-trifluoroethane	2.4	U H	2.4	0.63	ug/Kg	☼	11/26/11 13:00	12/05/11 19:58	1
1,2,4-Trichlorobenzene	2.4	U H	2.4	0.13	ug/Kg	☼	11/26/11 13:00	12/05/11 19:58	1
1,2-Dichlorobenzene	2.4	U H	2.4	0.17	ug/Kg	☼	11/26/11 13:00	12/05/11 19:58	1
1,3-Dichlorobenzene	2.4	U H	2.4	0.17	ug/Kg	☼	11/26/11 13:00	12/05/11 19:58	1
1,4-Dichlorobenzene	2.4	U H	2.4	0.32	ug/Kg	☼	11/26/11 13:00	12/05/11 19:58	1
Trichlorofluoromethane	2.4	U H	2.4	0.16	ug/Kg	☼	11/26/11 13:00	12/05/11 19:58	1
Chlorodibromomethane	2.4	U H	2.4	0.26	ug/Kg	☼	11/26/11 13:00	12/05/11 19:58	1
Methylcyclohexane	4.8	U H	4.8	0.15	ug/Kg	☼	11/26/11 13:00	12/05/11 19:58	1

Client: Conestoga-Rovers & Associates, Inc.
Project/Site: 17324-T07, RACER Former MTM

TestAmerica Job ID: 240-6291-1

Client Sample ID: S-017324-112311-TP-086
Date Collected: 11/23/11 11:45
Date Received: 11/26/11 09:45

Lab Sample ID: 240-6291-11
Matrix: Solid
Percent Solids: 86.9

Surrogate	%Recovery	Qualifier	Limits	Prepared	Analyzed	Dil Fac
1,2-Dichloroethane-d4 (Surr)	99		58 - 123	11/26/11 13:00	12/05/11 19:58	1
4-Bromofluorobenzene (Surr)	99		52 - 136	11/26/11 13:00	12/05/11 19:58	1
Toluene-d8 (Surr)	99		67 - 125	11/26/11 13:00	12/05/11 19:58	1
Dibromofluoromethane (Surr)	98		37 - 132	11/26/11 13:00	12/05/11 19:58	1

Method: 8270C - Semivolatile Organic Compounds (GC/MS)

Analyte	Result	Qualifier	RL	MDL	Unit	D	Prepared	Analyzed	Dil Fac
1,1'-Biphenyl	57	U	57	31	ug/Kg	☼	11/29/11 08:46	12/02/11 19:09	1
2,2'-oxybis[1-chloropropane]	110	U	110	11	ug/Kg	☼	11/29/11 08:46	12/02/11 19:09	1
2,4,5-Trichlorophenol	170	U	170	29	ug/Kg	☼	11/29/11 08:46	12/02/11 19:09	1
2,4,6-Trichlorophenol	170	U	170	92	ug/Kg	☼	11/29/11 08:46	12/02/11 19:09	1
2,4-Dichlorophenol	170	U	170	23	ug/Kg	☼	11/29/11 08:46	12/02/11 19:09	1
2,4-Dimethylphenol	170	U	170	23	ug/Kg	☼	11/29/11 08:46	12/02/11 19:09	1
2,4-Dinitrophenol	380	U	380	92	ug/Kg	☼	11/29/11 08:46	12/02/11 19:09	1
2,4-Dinitrotoluene	230	U	230	31	ug/Kg	☼	11/29/11 08:46	12/02/11 19:09	1
2,6-Dinitrotoluene	230	U	230	24	ug/Kg	☼	11/29/11 08:46	12/02/11 19:09	1
2-Chloronaphthalene	57	U	57	3.8	ug/Kg	☼	11/29/11 08:46	12/02/11 19:09	1
2-Chlorophenol	57	U	57	31	ug/Kg	☼	11/29/11 08:46	12/02/11 19:09	1
2-Methylnaphthalene	7.6	U	7.6	3.8	ug/Kg	☼	11/29/11 08:46	12/02/11 19:09	1
2-Methylphenol	230	U	230	92	ug/Kg	☼	11/29/11 08:46	12/02/11 19:09	1
2-Nitroaniline	230	U	230	10	ug/Kg	☼	11/29/11 08:46	12/02/11 19:09	1
2-Nitrophenol	57	U	57	31	ug/Kg	☼	11/29/11 08:46	12/02/11 19:09	1
3,3'-Dichlorobenzidine	110	U	110	21	ug/Kg	☼	11/29/11 08:46	12/02/11 19:09	1
3-Nitroaniline	230	U	230	18	ug/Kg	☼	11/29/11 08:46	12/02/11 19:09	1
4,6-Dinitro-2-methylphenol	170	U	170	92	ug/Kg	☼	11/29/11 08:46	12/02/11 19:09	1
4-Bromophenyl phenyl ether	57	U	57	15	ug/Kg	☼	11/29/11 08:46	12/02/11 19:09	1
4-Chloro-3-methylphenol	170	U	170	24	ug/Kg	☼	11/29/11 08:46	12/02/11 19:09	1
4-Chloroaniline	170	U	170	19	ug/Kg	☼	11/29/11 08:46	12/02/11 19:09	1
4-Chlorophenyl phenyl ether	57	U	57	15	ug/Kg	☼	11/29/11 08:46	12/02/11 19:09	1
4-Nitroaniline	230	U	230	30	ug/Kg	☼	11/29/11 08:46	12/02/11 19:09	1
4-Nitrophenol	380	U	380	92	ug/Kg	☼	11/29/11 08:46	12/02/11 19:09	1
Acenaphthene	7.6	U	7.6	3.8	ug/Kg	☼	11/29/11 08:46	12/02/11 19:09	1
Acenaphthylene	7.6	U	7.6	3.8	ug/Kg	☼	11/29/11 08:46	12/02/11 19:09	1
Acetophenone	110	U	110	11	ug/Kg	☼	11/29/11 08:46	12/02/11 19:09	1
Anthracene	7.6	U	7.6	3.8	ug/Kg	☼	11/29/11 08:46	12/02/11 19:09	1
Atrazine	230	U	230	10	ug/Kg	☼	11/29/11 08:46	12/02/11 19:09	1
Benzaldehyde	110	U	110	14	ug/Kg	☼	11/29/11 08:46	12/02/11 19:09	1
Benzo[a]anthracene	7.6	U	7.6	3.8	ug/Kg	☼	11/29/11 08:46	12/02/11 19:09	1
Benzo[a]pyrene	7.6	U	7.6	3.8	ug/Kg	☼	11/29/11 08:46	12/02/11 19:09	1
Benzo[b]fluoranthene	7.6	U	7.6	3.8	ug/Kg	☼	11/29/11 08:46	12/02/11 19:09	1
Benzo[g,h,i]perylene	7.6	U	7.6	3.8	ug/Kg	☼	11/29/11 08:46	12/02/11 19:09	1
Benzo[k]fluoranthene	7.6	U	7.6	3.8	ug/Kg	☼	11/29/11 08:46	12/02/11 19:09	1
Bis(2-chloroethoxy)methane	110	U	110	25	ug/Kg	☼	11/29/11 08:46	12/02/11 19:09	1
Bis(2-chloroethyl)ether	110	U	110	2.3	ug/Kg	☼	11/29/11 08:46	12/02/11 19:09	1
Bis(2-ethylhexyl) phthalate	57	U	57	22	ug/Kg	☼	11/29/11 08:46	12/02/11 19:09	1
Butyl benzyl phthalate	57	U	57	11	ug/Kg	☼	11/29/11 08:46	12/02/11 19:09	1
Caprolactam	380	U	380	42	ug/Kg	☼	11/29/11 08:46	12/02/11 19:09	1
Carbazole	57	U	57	31	ug/Kg	☼	11/29/11 08:46	12/02/11 19:09	1
Chrysene	7.6	U	7.6	1.3	ug/Kg	☼	11/29/11 08:46	12/02/11 19:09	1
Dibenz(a,h)anthracene	7.6	U	7.6	3.8	ug/Kg	☼	11/29/11 08:46	12/02/11 19:09	1
Dibenzofuran	57	U	57	3.8	ug/Kg	☼	11/29/11 08:46	12/02/11 19:09	1

Client Sample ID: S-017324-112311-TP-086
Date Collected: 11/23/11 11:45
Date Received: 11/26/11 09:45

Lab Sample ID: 240-6291-11
Matrix: Solid
Percent Solids: 86.9

Method: 8270C - Semivolatile Organic Compounds (GC/MS) (Continued)

Analyte	Result	Qualifier	RL	MDL	Unit	D	Prepared	Analyzed	Dil Fac
Diethyl phthalate	57	U	57	18	ug/Kg	☼	11/29/11 08:46	12/02/11 19:09	1
Dimethyl phthalate	57	U	57	19	ug/Kg	☼	11/29/11 08:46	12/02/11 19:09	1
Di-n-butyl phthalate	57	U	57	17	ug/Kg	☼	11/29/11 08:46	12/02/11 19:09	1
Di-n-octyl phthalate	57	U	57	31	ug/Kg	☼	11/29/11 08:46	12/02/11 19:09	1
Fluoranthene	7.6	U	7.6	3.8	ug/Kg	☼	11/29/11 08:46	12/02/11 19:09	1
Fluorene	7.6	U	7.6	3.8	ug/Kg	☼	11/29/11 08:46	12/02/11 19:09	1
Hexachlorobenzene	7.6	U	7.6	2.4	ug/Kg	☼	11/29/11 08:46	12/02/11 19:09	1
Hexachlorobutadiene	57	U	57	31	ug/Kg	☼	11/29/11 08:46	12/02/11 19:09	1
Hexachlorocyclopentadiene	380	U	380	31	ug/Kg	☼	11/29/11 08:46	12/02/11 19:09	1
Hexachloroethane	57	U	57	10	ug/Kg	☼	11/29/11 08:46	12/02/11 19:09	1
Indeno[1,2,3-cd]pyrene	7.6	U	7.6	3.8	ug/Kg	☼	11/29/11 08:46	12/02/11 19:09	1
Isophorone	57	U	57	15	ug/Kg	☼	11/29/11 08:46	12/02/11 19:09	1
Naphthalene	7.6	U	7.6	3.8	ug/Kg	☼	11/29/11 08:46	12/02/11 19:09	1
Nitrobenzene	110	U	110	2.5	ug/Kg	☼	11/29/11 08:46	12/02/11 19:09	1
N-Nitrosodi-n-propylamine	57	U	57	31	ug/Kg	☼	11/29/11 08:46	12/02/11 19:09	1
N-Nitrosodiphenylamine	57	U	57	24	ug/Kg	☼	11/29/11 08:46	12/02/11 19:09	1
Pentachlorophenol	170	U	170	92	ug/Kg	☼	11/29/11 08:46	12/02/11 19:09	1
Phenol	57	U	57	31	ug/Kg	☼	11/29/11 08:46	12/02/11 19:09	1
Phenanthrene	7.6	U	7.6	3.8	ug/Kg	☼	11/29/11 08:46	12/02/11 19:09	1
Pyrene	7.6	U	7.6	3.8	ug/Kg	☼	11/29/11 08:46	12/02/11 19:09	1
3 & 4 Methylphenol	460	U	460	23	ug/Kg	☼	11/29/11 08:46	12/02/11 19:09	1

Surrogate	*%Recovery*	*Qualifier*	*Limits*	*Prepared*	*Analyzed*	*Dil Fac*
2-Fluorobiphenyl (Surr)	*52*		*34 - 110*	*11/29/11 08:46*	*12/02/11 19:09*	*1*
2-Fluorophenol (Surr)	*62*		*26 - 110*	*11/29/11 08:46*	*12/02/11 19:09*	*1*
2,4,6-Tribromophenol (Surr)	*45*		*10 - 118*	*11/29/11 08:46*	*12/02/11 19:09*	*1*
Nitrobenzene-d5 (Surr)	*56*		*24 - 112*	*11/29/11 08:46*	*12/02/11 19:09*	*1*
Phenol-d5 (Surr)	*61*		*28 - 110*	*11/29/11 08:46*	*12/02/11 19:09*	*1*
Terphenyl-d14 (Surr)	*66*		*41 - 119*	*11/29/11 08:46*	*12/02/11 19:09*	*1*

Method: 8082 - Polychlorinated Biphenyls (PCBs) by Gas Chromatography

Analyte	Result	Qualifier	RL	MDL	Unit	D	Prepared	Analyzed	Dil Fac
Aroclor-1016	38	U	38	24	ug/Kg	☼	11/30/11 10:04	12/02/11 14:12	1
Aroclor-1221	38	U	38	18	ug/Kg	☼	11/30/11 10:04	12/02/11 14:12	1
Aroclor-1232	38	U	38	16	ug/Kg	☼	11/30/11 10:04	12/02/11 14:12	1
Aroclor-1242	38	U	38	15	ug/Kg	☼	11/30/11 10:04	12/02/11 14:12	1
Aroclor-1248	38	U	38	20	ug/Kg	☼	11/30/11 10:04	12/02/11 14:12	1
Aroclor-1254	38	U	38	20	ug/Kg	☼	11/30/11 10:04	12/02/11 14:12	1
Aroclor-1260	38	U	38	20	ug/Kg	☼	11/30/11 10:04	12/02/11 14:12	1

Surrogate	*%Recovery*	*Qualifier*	*Limits*	*Prepared*	*Analyzed*	*Dil Fac*
Tetrachloro-m-xylene	*60*		*29 - 151*	*11/30/11 10:04*	*12/02/11 14:12*	*1*
DCB Decachlorobiphenyl	*67*		*14 - 163*	*11/30/11 10:04*	*12/02/11 14:12*	*1*

Method: 6010B - Metals (ICP)

Analyte	Result	Qualifier	RL	MDL	Unit	D	Prepared	Analyzed	Dil Fac
Aluminum	**6400**		23	11	mg/Kg	☼	11/30/11 10:52	12/01/11 11:04	1
Antimony	1.1	U	1.1	0.44	mg/Kg	☼	11/30/11 10:52	12/01/11 11:04	1
Barium	**70**	**B**	23	0.080	mg/Kg	☼	11/30/11 10:52	12/01/11 11:04	1
Beryllium	**0.35**	**J**	0.56	0.049	mg/Kg	☼	11/30/11 10:52	12/01/11 11:04	1
Calcium	**120000**	**B**	2800	90	mg/Kg	☼	11/30/11 10:52	12/02/11 11:09	5

Client: Conestoga-Rovers & Associates, Inc.
Project/Site: 17324-T07, RACER Former MTM

TestAmerica Job ID: 240-6291-1

Client Sample ID: S-017324-112311-TP-086
Date Collected: 11/23/11 11:45
Date Received: 11/26/11 09:45

Lab Sample ID: 240-6291-11
Matrix: Solid
Percent Solids: 86.9

Method: 6010B - Metals (ICP) (Continued)

Analyte	Result	Qualifier	RL	MDL	Unit	D	Prepared	Analyzed	Dil Fac
Cadmium	0.12	J	0.23	0.041	mg/Kg	☼	11/30/11 10:52	12/01/11 11:04	1
Cobalt	5.9		5.6	0.18	mg/Kg	☼	11/30/11 10:52	12/01/11 11:04	1
Chromium	11		0.56	0.23	mg/Kg	☼	11/30/11 10:52	12/01/11 11:04	1
Copper	15		2.8	0.83	mg/Kg	☼	11/30/11 10:52	12/01/11 11:04	1
Iron	13000		11	5.5	mg/Kg	☼	11/30/11 10:52	12/01/11 11:04	1
Potassium	1300	B	560	7.0	mg/Kg	☼	11/30/11 10:52	12/01/11 11:04	1
Magnesium	45000	B	560	5.8	mg/Kg	☼	11/30/11 10:52	12/01/11 11:04	1
Manganese	270	B	1.7	0.083	mg/Kg	☼	11/30/11 10:52	12/01/11 11:04	1
Silver	0.56	U	0.56	0.11	mg/Kg	☼	11/30/11 10:52	12/01/11 11:04	1
Sodium	200	J	560	74	mg/Kg	☼	11/30/11 10:52	12/01/11 11:04	1
Nickel	16		4.5	0.30	mg/Kg	☼	11/30/11 10:52	12/01/11 11:04	1
Vanadium	14		5.6	0.14	mg/Kg	☼	11/30/11 10:52	12/01/11 11:04	1
Zinc	39		2.3	1.1	mg/Kg	☼	11/30/11 10:52	12/01/11 11:04	1
Arsenic	4.5		1.1	0.34	mg/Kg	☼	11/30/11 10:52	12/01/11 11:04	1
Lead	6.5		0.34	0.21	mg/Kg	☼	11/30/11 10:52	12/01/11 11:04	1
Selenium	0.56	U	0.56	0.51	mg/Kg	☼	11/30/11 10:52	12/01/11 11:04	1
Thallium	1.1	U	1.1	0.62	mg/Kg	☼	11/30/11 10:52	12/01/11 11:04	1

Method: 7471A - Mercury (CVAA)

Analyte	Result	Qualifier	RL	MDL	Unit	D	Prepared	Analyzed	Dil Fac
Mercury	0.018	J	0.083	0.012	mg/Kg	☼	11/30/11 14:20	11/30/11 15:54	1

Client: Conestoga-Rovers & Associates, Inc.
Project/Site: 17324-T07, RACER Former MTM

TestAmerica Job ID: 240-6291-1

Client Sample ID: S-017324-112311-TP-087
Date Collected: 11/23/11 13:30
Date Received: 11/26/11 09:45

Lab Sample ID: 240-6291-12
Matrix: Solid
Percent Solids: 85.8

Method: 8260B - Volatile Organic Compounds (GC/MS)

Analyte	Result	Qualifier	RL	MDL	Unit	D	Prepared	Analyzed	Dil Fac
Acetone	**60**	**H**	10	3.2	ug/Kg	☼	11/26/11 13:00	12/05/11 21:26	1
Benzene	2.5	U H	2.5	0.12	ug/Kg	☼	11/26/11 13:00	12/05/11 21:26	1
Dichlorobromomethane	2.5	U H	2.5	0.14	ug/Kg	☼	11/26/11 13:00	12/05/11 21:26	1
Bromoform	2.5	U H	2.5	0.17	ug/Kg	☼	11/26/11 13:00	12/05/11 21:26	1
Bromomethane	2.5	U H	2.5	0.27	ug/Kg	☼	11/26/11 13:00	12/05/11 21:26	1
2-Butanone (MEK)	**7.2**	**J H**	10	0.71	ug/Kg	☼	11/26/11 13:00	12/05/11 21:26	1
Carbon disulfide	**0.24**	**J H**	2.5	0.22	ug/Kg	☼	11/26/11 13:00	12/05/11 21:26	1
Carbon tetrachloride	2.5	U H	2.5	0.19	ug/Kg	☼	11/26/11 13:00	12/05/11 21:26	1
Chlorobenzene	2.5	U H	2.5	0.17	ug/Kg	☼	11/26/11 13:00	12/05/11 21:26	1
Chloroethane	2.5	U H	2.5	0.44	ug/Kg	☼	11/26/11 13:00	12/05/11 21:26	1
Chloroform	2.5	U H	2.5	0.15	ug/Kg	☼	11/26/11 13:00	12/05/11 21:26	1
Chloromethane	2.5	U H	2.5	0.21	ug/Kg	☼	11/26/11 13:00	12/05/11 21:26	1
1,1-Dichloroethane	2.5	U H	2.5	0.18	ug/Kg	☼	11/26/11 13:00	12/05/11 21:26	1
1,2-Dichloroethane	**1.6**	**J H**	2.5	0.17	ug/Kg	☼	11/26/11 13:00	12/05/11 21:26	1
1,1-Dichloroethene	**0.29**	**J H**	2.5	0.26	ug/Kg	☼	11/26/11 13:00	12/05/11 21:26	1
1,2-Dichloropropane	2.5	U H	2.5	0.35	ug/Kg	☼	11/26/11 13:00	12/05/11 21:26	1
cis-1,3-Dichloropropene	2.5	U H	2.5	0.17	ug/Kg	☼	11/26/11 13:00	12/05/11 21:26	1
trans-1,3-Dichloropropene	2.5	U H	2.5	0.27	ug/Kg	☼	11/26/11 13:00	12/05/11 21:26	1
Ethylbenzene	2.5	U H	2.5	0.13	ug/Kg	☼	11/26/11 13:00	12/05/11 21:26	1
2-Hexanone	10	U H	10	0.32	ug/Kg	☼	11/26/11 13:00	12/05/11 21:26	1
Methylene Chloride	2.5	U H	2.5	0.34	ug/Kg	☼	11/26/11 13:00	12/05/11 21:26	1
4-Methyl-2-pentanone (MIBK)	10	U H	10	0.27	ug/Kg	☼	11/26/11 13:00	12/05/11 21:26	1
Styrene	2.5	U H	2.5	0.076	ug/Kg	☼	11/26/11 13:00	12/05/11 21:26	1
1,1,2,2-Tetrachloroethane	2.5	U H	2.5	0.17	ug/Kg	☼	11/26/11 13:00	12/05/11 21:26	1
Tetrachloroethene	**0.67**	**J H**	2.5	0.26	ug/Kg	☼	11/26/11 13:00	12/05/11 21:26	1
Toluene	**0.57**	**J H**	2.5	0.14	ug/Kg	☼	11/26/11 13:00	12/05/11 21:26	1
Trichloroethene	**9.0**	**H**	2.5	0.21	ug/Kg	☼	11/26/11 13:00	12/05/11 21:26	1
Vinyl chloride	**50**	**H**	2.5	0.20	ug/Kg	☼	11/26/11 13:00	12/05/11 21:26	1
Xylenes, Total	5.1	U H	5.1	0.34	ug/Kg	☼	11/26/11 13:00	12/05/11 21:26	1
1,1,1-Trichloroethane	2.5	U H	2.5	0.28	ug/Kg	☼	11/26/11 13:00	12/05/11 21:26	1
1,1,2-Trichloroethane	2.5	U H	2.5	0.20	ug/Kg	☼	11/26/11 13:00	12/05/11 21:26	1
Cyclohexane	5.1	U H	5.1	0.17	ug/Kg	☼	11/26/11 13:00	12/05/11 21:26	1
1,2-Dibromo-3-Chloropropane	5.1	U H	5.1	0.66	ug/Kg	☼	11/26/11 13:00	12/05/11 21:26	1
Ethylene Dibromide	2.5	U H	2.5	0.25	ug/Kg	☼	11/26/11 13:00	12/05/11 21:26	1
Dichlorodifluoromethane	2.5	U H	2.5	0.25	ug/Kg	☼	11/26/11 13:00	12/05/11 21:26	1
cis-1,2-Dichloroethene	**54**	**H**	2.5	0.18	ug/Kg	☼	11/26/11 13:00	12/05/11 21:26	1
trans-1,2-Dichloroethene	**1.5**	**J H**	2.5	0.21	ug/Kg	☼	11/26/11 13:00	12/05/11 21:26	1
Isopropylbenzene	2.5	U H	2.5	0.081	ug/Kg	☼	11/26/11 13:00	12/05/11 21:26	1
Methyl acetate	**1.6**	**J H**	5.1	0.71	ug/Kg	☼	11/26/11 13:00	12/05/11 21:26	1
Methyl tert-butyl ether	10	U H	10	0.22	ug/Kg	☼	11/26/11 13:00	12/05/11 21:26	1
1,1,2-Trichloro-1,2,2-trifluoroethane	2.5	U H	2.5	0.66	ug/Kg	☼	11/26/11 13:00	12/05/11 21:26	1
1,2,4-Trichlorobenzene	2.5	U H	2.5	0.14	ug/Kg	☼	11/26/11 13:00	12/05/11 21:26	1
1,2-Dichlorobenzene	2.5	U H	2.5	0.18	ug/Kg	☼	11/26/11 13:00	12/05/11 21:26	1
1,3-Dichlorobenzene	2.5	U H	2.5	0.18	ug/Kg	☼	11/26/11 13:00	12/05/11 21:26	1
1,4-Dichlorobenzene	2.5	U H	2.5	0.34	ug/Kg	☼	11/26/11 13:00	12/05/11 21:26	1
Trichlorofluoromethane	2.5	U H	2.5	0.17	ug/Kg	☼	11/26/11 13:00	12/05/11 21:26	1
Chlorodibromomethane	2.5	U H	2.5	0.28	ug/Kg	☼	11/26/11 13:00	12/05/11 21:26	1
Methylcyclohexane	5.1	U H	5.1	0.16	ug/Kg	☼	11/26/11 13:00	12/05/11 21:26	1

Client: Conestoga-Rovers & Associates, Inc.
Project/Site: 17324-T07, RACER Former MTM

TestAmerica Job ID: 240-6291-1

Client Sample ID: S-017324-112311-TP-087
Date Collected: 11/23/11 13:30
Date Received: 11/26/11 09:45

Lab Sample ID: 240-6291-12
Matrix: Solid
Percent Solids: 85.8

Surrogate	*%Recovery*	*Qualifier*	*Limits*	*Prepared*	*Analyzed*	*Dil Fac*
1,2-Dichloroethane-d4 (Surr)	*101*		*58 - 123*	*11/26/11 13:00*	*12/05/11 21:26*	*1*
4-Bromofluorobenzene (Surr)	*104*		*52 - 136*	*11/26/11 13:00*	*12/05/11 21:26*	*1*
Toluene-d8 (Surr)	*101*		*67 - 125*	*11/26/11 13:00*	*12/05/11 21:26*	*1*
Dibromofluoromethane (Surr)	*102*		*37 - 132*	*11/26/11 13:00*	*12/05/11 21:26*	*1*

Method: 8270C - Semivolatile Organic Compounds (GC/MS)

Analyte	Result	Qualifier	RL	MDL	Unit	D	Prepared	Analyzed	Dil Fac
1,1'-Biphenyl	2900	U	2900	1600	ug/Kg	☼	11/29/11 08:46	12/05/11 19:24	50
2,2'-oxybis[1-chloropropane]	5800	U	5800	550	ug/Kg	☼	11/29/11 08:46	12/05/11 19:24	50
2,4,5-Trichlorophenol	8700	U	8700	1500	ug/Kg	☼	11/29/11 08:46	12/05/11 19:24	50
2,4,6-Trichlorophenol	8700	U	8700	4600	ug/Kg	☼	11/29/11 08:46	12/05/11 19:24	50
2,4-Dichlorophenol	8700	U	8700	1200	ug/Kg	☼	11/29/11 08:46	12/05/11 19:24	50
2,4-Dimethylphenol	8700	U	8700	1200	ug/Kg	☼	11/29/11 08:46	12/05/11 19:24	50
2,4-Dinitrophenol	19000	U	19000	4600	ug/Kg	☼	11/29/11 08:46	12/05/11 19:24	50
2,4-Dinitrotoluene	12000	U	12000	1600	ug/Kg	☼	11/29/11 08:46	12/05/11 19:24	50
2,6-Dinitrotoluene	12000	U	12000	1200	ug/Kg	☼	11/29/11 08:46	12/05/11 19:24	50
2-Chloronaphthalene	2900	U	2900	190	ug/Kg	☼	11/29/11 08:46	12/05/11 19:24	50
2-Chlorophenol	2900	U	2900	1600	ug/Kg	☼	11/29/11 08:46	12/05/11 19:24	50
2-Methylnaphthalene	390	U	390	190	ug/Kg	☼	11/29/11 08:46	12/05/11 19:24	50
2-Methylphenol	12000	U	12000	4600	ug/Kg	☼	11/29/11 08:46	12/05/11 19:24	50
2-Nitroaniline	12000	U	12000	530	ug/Kg	☼	11/29/11 08:46	12/05/11 19:24	50
2-Nitrophenol	2900	U	2900	1600	ug/Kg	☼	11/29/11 08:46	12/05/11 19:24	50
3,3'-Dichlorobenzidine	5800	U	5800	1000	ug/Kg	☼	11/29/11 08:46	12/05/11 19:24	50
3-Nitroaniline	12000	U	12000	930	ug/Kg	☼	11/29/11 08:46	12/05/11 19:24	50
4,6-Dinitro-2-methylphenol	8700	U	8700	4600	ug/Kg	☼	11/29/11 08:46	12/05/11 19:24	50
4-Bromophenyl phenyl ether	2900	U	2900	750	ug/Kg	☼	11/29/11 08:46	12/05/11 19:24	50
4-Chloro-3-methylphenol	8700	U	8700	1200	ug/Kg	☼	11/29/11 08:46	12/05/11 19:24	50
4-Chloroaniline	8700	U	8700	990	ug/Kg	☼	11/29/11 08:46	12/05/11 19:24	50
4-Chlorophenyl phenyl ether	2900	U	2900	750	ug/Kg	☼	11/29/11 08:46	12/05/11 19:24	50
4-Nitroaniline	12000	U	12000	1500	ug/Kg	☼	11/29/11 08:46	12/05/11 19:24	50
4-Nitrophenol	19000	U	19000	4600	ug/Kg	☼	11/29/11 08:46	12/05/11 19:24	50
Acenaphthene	390	U	390	190	ug/Kg	☼	11/29/11 08:46	12/05/11 19:24	50
Acenaphthylene	390	U	390	190	ug/Kg	☼	11/29/11 08:46	12/05/11 19:24	50
Acetophenone	5800	U	5800	530	ug/Kg	☼	11/29/11 08:46	12/05/11 19:24	50
Anthracene	390	U	390	190	ug/Kg	☼	11/29/11 08:46	12/05/11 19:24	50
Atrazine	12000	U	12000	530	ug/Kg	☼	11/29/11 08:46	12/05/11 19:24	50
Benzaldehyde	5800	U	5800	700	ug/Kg	☼	11/29/11 08:46	12/05/11 19:24	50
Benzo[a]anthracene	390	U	390	190	ug/Kg	☼	11/29/11 08:46	12/05/11 19:24	50
Benzo[a]pyrene	390	U	390	190	ug/Kg	☼	11/29/11 08:46	12/05/11 19:24	50
Benzo[b]fluoranthene	390	U	390	190	ug/Kg	☼	11/29/11 08:46	12/05/11 19:24	50
Benzo[g,h,i]perylene	390	U	390	190	ug/Kg	☼	11/29/11 08:46	12/05/11 19:24	50
Benzo[k]fluoranthene	390	U	390	190	ug/Kg	☼	11/29/11 08:46	12/05/11 19:24	50
Bis(2-chloroethoxy)methane	5800	U	5800	1300	ug/Kg	☼	11/29/11 08:46	12/05/11 19:24	50
Bis(2-chloroethyl)ether	5800	U	5800	120	ug/Kg	☼	11/29/11 08:46	12/05/11 19:24	50
Bis(2-ethylhexyl) phthalate	**3400**		2900	1100	ug/Kg	☼	11/29/11 08:46	12/05/11 19:24	50
Butyl benzyl phthalate	2900	U	2900	580	ug/Kg	☼	11/29/11 08:46	12/05/11 19:24	50
Caprolactam	19000	U	19000	2100	ug/Kg	☼	11/29/11 08:46	12/05/11 19:24	50
Carbazole	2900	U	2900	1600	ug/Kg	☼	11/29/11 08:46	12/05/11 19:24	50
Chrysene	390	U	390	64	ug/Kg	☼	11/29/11 08:46	12/05/11 19:24	50
Dibenz(a,h)anthracene	390	U	390	190	ug/Kg	☼	11/29/11 08:46	12/05/11 19:24	50
Dibenzofuran	2900	U	2900	190	ug/Kg	☼	11/29/11 08:46	12/05/11 19:24	50

Client Sample ID: S-017324-112311-TP-087
Date Collected: 11/23/11 13:30
Date Received: 11/26/11 09:45

Lab Sample ID: 240-6291-12
Matrix: Solid
Percent Solids: 85.8

Method: 8270C - Semivolatile Organic Compounds (GC/MS) (Continued)

Analyte	Result	Qualifier	RL	MDL	Unit	D	Prepared	Analyzed	Dil Fac
Diethyl phthalate	2900	U	2900	930	ug/Kg	☼	11/29/11 08:46	12/05/11 19:24	50
Dimethyl phthalate	2900	U	2900	990	ug/Kg	☼	11/29/11 08:46	12/05/11 19:24	50
Di-n-butyl phthalate	2900	U	2900	870	ug/Kg	☼	11/29/11 08:46	12/05/11 19:24	50
Di-n-octyl phthalate	2900	U	2900	1600	ug/Kg	☼	11/29/11 08:46	12/05/11 19:24	50
Fluoranthene	390	U	390	190	ug/Kg	☼	11/29/11 08:46	12/05/11 19:24	50
Fluorene	390	U	390	190	ug/Kg	☼	11/29/11 08:46	12/05/11 19:24	50
Hexachlorobenzene	390	U	390	120	ug/Kg	☼	11/29/11 08:46	12/05/11 19:24	50
Hexachlorobutadiene	2900	U	2900	1600	ug/Kg	☼	11/29/11 08:46	12/05/11 19:24	50
Hexachlorocyclopentadiene	19000	U	19000	1600	ug/Kg	☼	11/29/11 08:46	12/05/11 19:24	50
Hexachloroethane	2900	U	2900	520	ug/Kg	☼	11/29/11 08:46	12/05/11 19:24	50
Indeno[1,2,3-cd]pyrene	390	U	390	190	ug/Kg	☼	11/29/11 08:46	12/05/11 19:24	50
Isophorone	2900	U	2900	750	ug/Kg	☼	11/29/11 08:46	12/05/11 19:24	50
Naphthalene	390	U	390	190	ug/Kg	☼	11/29/11 08:46	12/05/11 19:24	50
Nitrobenzene	5800	U	5800	130	ug/Kg	☼	11/29/11 08:46	12/05/11 19:24	50
N-Nitrosodi-n-propylamine	2900	U	2900	1600	ug/Kg	☼	11/29/11 08:46	12/05/11 19:24	50
N-Nitrosodiphenylamine	2900	U	2900	1200	ug/Kg	☼	11/29/11 08:46	12/05/11 19:24	50
Pentachlorophenol	8700	U	8700	4600	ug/Kg	☼	11/29/11 08:46	12/05/11 19:24	50
Phenol	2900	U	2900	1600	ug/Kg	☼	11/29/11 08:46	12/05/11 19:24	50
Phenanthrene	390	U	390	190	ug/Kg	☼	11/29/11 08:46	12/05/11 19:24	50
Pyrene	390	U	390	190	ug/Kg	☼	11/29/11 08:46	12/05/11 19:24	50
3 & 4 Methylphenol	23000	U	23000	1200	ug/Kg	☼	11/29/11 08:46	12/05/11 19:24	50

Surrogate	*%Recovery*	*Qualifier*	*Limits*	*Prepared*	*Analyzed*	*Dil Fac*
2-Fluorobiphenyl (Surr)	*53*		*34 - 110*	*11/29/11 08:46*	*12/05/11 19:24*	*50*
2-Fluorophenol (Surr)	*47*		*26 - 110*	*11/29/11 08:46*	*12/05/11 19:24*	*50*
2,4,6-Tribromophenol (Surr)	*0*	*X*	*10 - 118*	*11/29/11 08:46*	*12/05/11 19:24*	*50*
Nitrobenzene-d5 (Surr)	*0*	*X*	*24 - 112*	*11/29/11 08:46*	*12/05/11 19:24*	*50*
Phenol-d5 (Surr)	*0*	*X*	*28 - 110*	*11/29/11 08:46*	*12/05/11 19:24*	*50*
Terphenyl-d14 (Surr)	*74*		*41 - 119*	*11/29/11 08:46*	*12/05/11 19:24*	*50*

Method: 8082 - Polychlorinated Biphenyls (PCBs) by Gas Chromatography

Analyte	Result	Qualifier	RL	MDL	Unit	D	Prepared	Analyzed	Dil Fac
Aroclor-1016	380	U	380	240	ug/Kg	☼	11/30/11 10:04	12/02/11 14:40	10
Aroclor-1221	380	U	380	190	ug/Kg	☼	11/30/11 10:04	12/02/11 14:40	10
Aroclor-1232	380	U	380	160	ug/Kg	☼	11/30/11 10:04	12/02/11 14:40	10
Aroclor-1242	380	U	380	150	ug/Kg	☼	11/30/11 10:04	12/02/11 14:40	10
Aroclor-1248	380	U	380	200	ug/Kg	☼	11/30/11 10:04	12/02/11 14:40	10
Aroclor-1254	380	U	380	200	ug/Kg	☼	11/30/11 10:04	12/02/11 14:40	10
Aroclor-1260	380	U	380	200	ug/Kg	☼	11/30/11 10:04	12/02/11 14:40	10

Surrogate	*%Recovery*	*Qualifier*	*Limits*	*Prepared*	*Analyzed*	*Dil Fac*
Tetrachloro-m-xylene	*0*	*X*	*29 - 151*	*11/30/11 10:04*	*12/02/11 14:40*	*10*
DCB Decachlorobiphenyl	*0*	*X*	*14 - 163*	*11/30/11 10:04*	*12/02/11 14:40*	*10*

Method: 6010B - Metals (ICP)

Analyte	Result	Qualifier	RL	MDL	Unit	D	Prepared	Analyzed	Dil Fac
Aluminum	**6100**		20	9.8	mg/Kg	☼	11/30/11 10:52	12/01/11 11:10	1
Antimony	1.0	U	1.0	0.40	mg/Kg	☼	11/30/11 10:52	12/01/11 11:10	1
Barium	**45**	**B**	20	0.073	mg/Kg	☼	11/30/11 10:52	12/01/11 11:10	1
Beryllium	**0.33**	**J**	0.51	0.044	mg/Kg	☼	11/30/11 10:52	12/01/11 11:10	1
Calcium	**97000**	**B**	2600	82	mg/Kg	☼	11/30/11 10:52	12/02/11 11:15	5

Client: Conestoga-Rovers & Associates, Inc.
Project/Site: 17324-T07, RACER Former MTM

TestAmerica Job ID: 240-6291-1

Client Sample ID: S-017324-112311-TP-087
Date Collected: 11/23/11 13:30
Date Received: 11/26/11 09:45

Lab Sample ID: 240-6291-12
Matrix: Solid
Percent Solids: 85.8

Method: 6010B - Metals (ICP) (Continued)

Analyte	Result	Qualifier	RL	MDL	Unit	D	Prepared	Analyzed	Dil Fac
Cadmium	0.18	J	0.20	0.037	mg/Kg	☼	11/30/11 10:52	12/01/11 11:10	1
Cobalt	6.4		5.1	0.16	mg/Kg	☼	11/30/11 10:52	12/01/11 11:10	1
Chromium	9.5		0.51	0.20	mg/Kg	☼	11/30/11 10:52	12/01/11 11:10	1
Copper	16		2.6	0.76	mg/Kg	☼	11/30/11 10:52	12/01/11 11:10	1
Iron	13000		10	5.0	mg/Kg	☼	11/30/11 10:52	12/01/11 11:10	1
Potassium	1100	B	510	6.3	mg/Kg	☼	11/30/11 10:52	12/01/11 11:10	1
Magnesium	40000	B	510	5.2	mg/Kg	☼	11/30/11 10:52	12/01/11 11:10	1
Manganese	290	B	1.5	0.076	mg/Kg	☼	11/30/11 10:52	12/01/11 11:10	1
Silver	0.51	U	0.51	0.10	mg/Kg	☼	11/30/11 10:52	12/01/11 11:10	1
Sodium	130	J	510	67	mg/Kg	☼	11/30/11 10:52	12/01/11 11:10	1
Nickel	18		4.1	0.28	mg/Kg	☼	11/30/11 10:52	12/01/11 11:10	1
Vanadium	15		5.1	0.12	mg/Kg	☼	11/30/11 10:52	12/01/11 11:10	1
Zinc	48		2.0	1.0	mg/Kg	☼	11/30/11 10:52	12/01/11 11:10	1
Arsenic	5.6		1.0	0.31	mg/Kg	☼	11/30/11 10:52	12/01/11 11:10	1
Lead	7.9		0.31	0.19	mg/Kg	☼	11/30/11 10:52	12/01/11 11:10	1
Selenium	0.51	U	0.51	0.46	mg/Kg	☼	11/30/11 10:52	12/01/11 11:10	1
Thallium	1.0	U	1.0	0.56	mg/Kg	☼	11/30/11 10:52	12/01/11 11:10	1

Method: 7471A - Mercury (CVAA)

Analyte	Result	Qualifier	RL	MDL	Unit	D	Prepared	Analyzed	Dil Fac
Mercury	0.11	U	0.11	0.016	mg/Kg	☼	11/30/11 14:20	11/30/11 15:55	1

Client: Conestoga-Rovers & Associates, Inc.
Project/Site: 17324-T07, RACER Former MTM

TestAmerica Job ID: 240-6291-1

Client Sample ID: S-017324-112311-TP-088
Date Collected: 11/23/11 13:40
Date Received: 11/26/11 09:45

Lab Sample ID: 240-6291-13
Matrix: Solid
Percent Solids: 88.7

Method: 8260B - Volatile Organic Compounds (GC/MS)

Analyte	Result	Qualifier	RL	MDL	Unit	D	Prepared	Analyzed	Dil Fac
Acetone	12000	U	12000	2000	ug/Kg	☼	11/30/11 19:47	12/06/11 21:17	25
Benzene	3000	U	3000	140	ug/Kg	☼	11/30/11 19:47	12/06/11 21:17	25
Dichlorobromomethane	3000	U	3000	120	ug/Kg	☼	11/30/11 19:47	12/06/11 21:17	25
Bromoform	3000	U	3000	220	ug/Kg	☼	11/30/11 19:47	12/06/11 21:17	25
Bromomethane	3000	U	3000	340	ug/Kg	☼	11/30/11 19:47	12/06/11 21:17	25
2-Butanone (MEK)	12000	U	12000	510	ug/Kg	☼	11/30/11 19:47	12/06/11 21:17	25
Carbon disulfide	3000	U	3000	140	ug/Kg	☼	11/30/11 19:47	12/06/11 21:17	25
Carbon tetrachloride	3000	U	3000	76	ug/Kg	☼	11/30/11 19:47	12/06/11 21:17	25
Chlorobenzene	3000	U	3000	76	ug/Kg	☼	11/30/11 19:47	12/06/11 21:17	25
Chloroethane	3000	U	3000	720	ug/Kg	☼	11/30/11 19:47	12/06/11 21:17	25
Chloroform	3000	U	3000	100	ug/Kg	☼	11/30/11 19:47	12/06/11 21:17	25
Chloromethane	3000	U	3000	170	ug/Kg	☼	11/30/11 19:47	12/06/11 21:17	25
1,1-Dichloroethane	3000	U	3000	200	ug/Kg	☼	11/30/11 19:47	12/06/11 21:17	25
1,2-Dichloroethane	3000	U	3000	120	ug/Kg	☼	11/30/11 19:47	12/06/11 21:17	25
1,1-Dichloroethene	3000	U	3000	210	ug/Kg	☼	11/30/11 19:47	12/06/11 21:17	25
1,2-Dichloropropane	3000	U	3000	97	ug/Kg	☼	11/30/11 19:47	12/06/11 21:17	25
cis-1,3-Dichloropropene	3000	U	3000	94	ug/Kg	☼	11/30/11 19:47	12/06/11 21:17	25
trans-1,3-Dichloropropene	3000	U	3000	240	ug/Kg	☼	11/30/11 19:47	12/06/11 21:17	25
Ethylbenzene	3000	U	3000	64	ug/Kg	☼	11/30/11 19:47	12/06/11 21:17	25
2-Hexanone	12000	U	12000	240	ug/Kg	☼	11/30/11 19:47	12/06/11 21:17	25
Methylene Chloride	3000	U	3000	910	ug/Kg	☼	11/30/11 19:47	12/06/11 21:17	25
4-Methyl-2-pentanone (MIBK)	12000	U	12000	570	ug/Kg	☼	11/30/11 19:47	12/06/11 21:17	25
Styrene	3000	U	3000	66	ug/Kg	☼	11/30/11 19:47	12/06/11 21:17	25
1,1,2,2-Tetrachloroethane	3000	U	3000	110	ug/Kg	☼	11/30/11 19:47	12/06/11 21:17	25
Tetrachloroethene	**390**	**J**	3000	140	ug/Kg	☼	11/30/11 19:47	12/06/11 21:17	25
Toluene	3000	U	3000	200	ug/Kg	☼	11/30/11 19:47	12/06/11 21:17	25
Trichloroethene	**110000**		3000	110	ug/Kg	☼	11/30/11 19:47	12/06/11 21:17	25
Vinyl chloride	3000	U	3000	210	ug/Kg	☼	11/30/11 19:47	12/06/11 21:17	25
Xylenes, Total	5900	U	5900	96	ug/Kg	☼	11/30/11 19:47	12/06/11 21:17	25
1,1,1-Trichloroethane	3000	U	3000	250	ug/Kg	☼	11/30/11 19:47	12/06/11 21:17	25
1,1,2-Trichloroethane	3000	U	3000	140	ug/Kg	☼	11/30/11 19:47	12/06/11 21:17	25
Cyclohexane	5900	U	5900	470	ug/Kg	☼	11/30/11 19:47	12/06/11 21:17	25
1,2-Dibromo-3-Chloropropane	5900	U	5900	590	ug/Kg	☼	11/30/11 19:47	12/06/11 21:17	25
Ethylene Dibromide	3000	U	3000	120	ug/Kg	☼	11/30/11 19:47	12/06/11 21:17	25
Dichlorodifluoromethane	3000	U	3000	190	ug/Kg	☼	11/30/11 19:47	12/06/11 21:17	25
cis-1,2-Dichloroethene	**2700**	**J**	3000	82	ug/Kg	☼	11/30/11 19:47	12/06/11 21:17	25
trans-1,2-Dichloroethene	3000	U	3000	110	ug/Kg	☼	11/30/11 19:47	12/06/11 21:17	25
Isopropylbenzene	3000	U	3000	77	ug/Kg	☼	11/30/11 19:47	12/06/11 21:17	25
Methyl acetate	5900	U	5900	300	ug/Kg	☼	11/30/11 19:47	12/06/11 21:17	25
Methyl tert-butyl ether	12000	U	12000	84	ug/Kg	☼	11/30/11 19:47	12/06/11 21:17	25
1,1,2-Trichloro-1,2,2-trifluoroethane	3000	U	3000	460	ug/Kg	☼	11/30/11 19:47	12/06/11 21:17	25
1,2,4-Trichlorobenzene	3000	U	3000	86	ug/Kg	☼	11/30/11 19:47	12/06/11 21:17	25
1,2-Dichlorobenzene	3000	U	3000	100	ug/Kg	☼	11/30/11 19:47	12/06/11 21:17	25
1,3-Dichlorobenzene	3000	U	3000	57	ug/Kg	☼	11/30/11 19:47	12/06/11 21:17	25
1,4-Dichlorobenzene	3000	U	3000	95	ug/Kg	☼	11/30/11 19:47	12/06/11 21:17	25
Trichlorofluoromethane	3000	U	3000	190	ug/Kg	☼	11/30/11 19:47	12/06/11 21:17	25
Chlorodibromomethane	3000	U	3000	140	ug/Kg	☼	11/30/11 19:47	12/06/11 21:17	25
Methylcyclohexane	5900	U	5900	140	ug/Kg	☼	11/30/11 19:47	12/06/11 21:17	25

Client: Conestoga-Rovers & Associates, Inc.
Project/Site: 17324-T07, RACER Former MTM

TestAmerica Job ID: 240-6291-1

Client Sample ID: S-017324-112311-TP-088
Date Collected: 11/23/11 13:40
Date Received: 11/26/11 09:45

Lab Sample ID: 240-6291-13
Matrix: Solid
Percent Solids: 88.7

Surrogate	%Recovery	Qualifier	Limits	Prepared	Analyzed	Dil Fac
1,2-Dichloroethane-d4 (Surr)	*98*		*39 - 128*	*11/30/11 19:47*	*12/06/11 21:17*	*25*
4-Bromofluorobenzene (Surr)	*110*		*26 - 141*	*11/30/11 19:47*	*12/06/11 21:17*	*25*
Toluene-d8 (Surr)	*102*		*33 - 134*	*11/30/11 19:47*	*12/06/11 21:17*	*25*
Dibromofluoromethane (Surr)	*94*		*30 - 122*	*11/30/11 19:47*	*12/06/11 21:17*	*25*

Method: 8270C - Semivolatile Organic Compounds (GC/MS)

Analyte	Result	Qualifier	RL	MDL	Unit	D	Prepared	Analyzed	Dil Fac
1,1'-Biphenyl	56	U	56	30	ug/Kg	☼	11/29/11 08:46	12/02/11 19:42	1
2,2'-oxybis[1-chloropropane]	110	U	110	11	ug/Kg	☼	11/29/11 08:46	12/02/11 19:42	1
2,4,5-Trichlorophenol	170	U	170	28	ug/Kg	☼	11/29/11 08:46	12/02/11 19:42	1
2,4,6-Trichlorophenol	170	U	170	90	ug/Kg	☼	11/29/11 08:46	12/02/11 19:42	1
2,4-Dichlorophenol	170	U	170	23	ug/Kg	☼	11/29/11 08:46	12/02/11 19:42	1
2,4-Dimethylphenol	170	U	170	23	ug/Kg	☼	11/29/11 08:46	12/02/11 19:42	1
2,4-Dinitrophenol	370	U	370	90	ug/Kg	☼	11/29/11 08:46	12/02/11 19:42	1
2,4-Dinitrotoluene	230	U	230	30	ug/Kg	☼	11/29/11 08:46	12/02/11 19:42	1
2,6-Dinitrotoluene	230	U	230	24	ug/Kg	☼	11/29/11 08:46	12/02/11 19:42	1
2-Chloronaphthalene	56	U	56	3.7	ug/Kg	☼	11/29/11 08:46	12/02/11 19:42	1
2-Chlorophenol	56	U	56	30	ug/Kg	☼	11/29/11 08:46	12/02/11 19:42	1
2-Methylnaphthalene	7.5	U	7.5	3.7	ug/Kg	☼	11/29/11 08:46	12/02/11 19:42	1
2-Methylphenol	230	U	230	90	ug/Kg	☼	11/29/11 08:46	12/02/11 19:42	1
2-Nitroaniline	230	U	230	10	ug/Kg	☼	11/29/11 08:46	12/02/11 19:42	1
2-Nitrophenol	56	U	56	30	ug/Kg	☼	11/29/11 08:46	12/02/11 19:42	1
3,3'-Dichlorobenzidine	110	U	110	20	ug/Kg	☼	11/29/11 08:46	12/02/11 19:42	1
3-Nitroaniline	230	U	230	18	ug/Kg	☼	11/29/11 08:46	12/02/11 19:42	1
4,6-Dinitro-2-methylphenol	170	U	170	90	ug/Kg	☼	11/29/11 08:46	12/02/11 19:42	1
4-Bromophenyl phenyl ether	56	U	56	15	ug/Kg	☼	11/29/11 08:46	12/02/11 19:42	1
4-Chloro-3-methylphenol	170	U	170	24	ug/Kg	☼	11/29/11 08:46	12/02/11 19:42	1
4-Chloroaniline	170	U	170	19	ug/Kg	☼	11/29/11 08:46	12/02/11 19:42	1
4-Chlorophenyl phenyl ether	56	U	56	15	ug/Kg	☼	11/29/11 08:46	12/02/11 19:42	1
4-Nitroaniline	230	U	230	29	ug/Kg	☼	11/29/11 08:46	12/02/11 19:42	1
4-Nitrophenol	370	U	370	90	ug/Kg	☼	11/29/11 08:46	12/02/11 19:42	1
Acenaphthene	7.5	U	7.5	3.7	ug/Kg	☼	11/29/11 08:46	12/02/11 19:42	1
Acenaphthylene	7.5	U	7.5	3.7	ug/Kg	☼	11/29/11 08:46	12/02/11 19:42	1
Acetophenone	110	U	110	10	ug/Kg	☼	11/29/11 08:46	12/02/11 19:42	1
Anthracene	7.5	U	7.5	3.7	ug/Kg	☼	11/29/11 08:46	12/02/11 19:42	1
Atrazine	230	U	230	10	ug/Kg	☼	11/29/11 08:46	12/02/11 19:42	1
Benzaldehyde	110	U	110	14	ug/Kg	☼	11/29/11 08:46	12/02/11 19:42	1
Benzo[a]anthracene	7.5	U	7.5	3.7	ug/Kg	☼	11/29/11 08:46	12/02/11 19:42	1
Benzo[a]pyrene	7.5	U	7.5	3.7	ug/Kg	☼	11/29/11 08:46	12/02/11 19:42	1
Benzo[b]fluoranthene	7.5	U	7.5	3.7	ug/Kg	☼	11/29/11 08:46	12/02/11 19:42	1
Benzo[g,h,i]perylene	7.5	U	7.5	3.7	ug/Kg	☼	11/29/11 08:46	12/02/11 19:42	1
Benzo[k]fluoranthene	7.5	U	7.5	3.7	ug/Kg	☼	11/29/11 08:46	12/02/11 19:42	1
Bis(2-chloroethoxy)methane	110	U	110	25	ug/Kg	☼	11/29/11 08:46	12/02/11 19:42	1
Bis(2-chloroethyl)ether	110	U	110	2.3	ug/Kg	☼	11/29/11 08:46	12/02/11 19:42	1
Bis(2-ethylhexyl) phthalate	**47**	**J**	56	21	ug/Kg	☼	11/29/11 08:46	12/02/11 19:42	1
Butyl benzyl phthalate	56	U	56	11	ug/Kg	☼	11/29/11 08:46	12/02/11 19:42	1
Caprolactam	370	U	370	42	ug/Kg	☼	11/29/11 08:46	12/02/11 19:42	1
Carbazole	56	U	56	30	ug/Kg	☼	11/29/11 08:46	12/02/11 19:42	1
Chrysene	7.5	U	7.5	1.2	ug/Kg	☼	11/29/11 08:46	12/02/11 19:42	1
Dibenz(a,h)anthracene	7.5	U	7.5	3.7	ug/Kg	☼	11/29/11 08:46	12/02/11 19:42	1
Dibenzofuran	56	U	56	3.7	ug/Kg	☼	11/29/11 08:46	12/02/11 19:42	1

Client Sample ID: S-017324-112311-TP-088
Date Collected: 11/23/11 13:40
Date Received: 11/26/11 09:45

Lab Sample ID: 240-6291-13
Matrix: Solid
Percent Solids: 88.7

Method: 8270C - Semivolatile Organic Compounds (GC/MS) (Continued)

Analyte	Result	Qualifier	RL	MDL	Unit	D	Prepared	Analyzed	Dil Fac
Diethyl phthalate	56	U	56	18	ug/Kg	☼	11/29/11 08:46	12/02/11 19:42	1
Dimethyl phthalate	56	U	56	19	ug/Kg	☼	11/29/11 08:46	12/02/11 19:42	1
Di-n-butyl phthalate	56	U	56	17	ug/Kg	☼	11/29/11 08:46	12/02/11 19:42	1
Di-n-octyl phthalate	56	U	56	30	ug/Kg	☼	11/29/11 08:46	12/02/11 19:42	1
Fluoranthene	7.5	U	7.5	3.7	ug/Kg	☼	11/29/11 08:46	12/02/11 19:42	1
Fluorene	7.5	U	7.5	3.7	ug/Kg	☼	11/29/11 08:46	12/02/11 19:42	1
Hexachlorobenzene	7.5	U	7.5	2.4	ug/Kg	☼	11/29/11 08:46	12/02/11 19:42	1
Hexachlorobutadiene	56	U	56	30	ug/Kg	☼	11/29/11 08:46	12/02/11 19:42	1
Hexachlorocyclopentadiene	370	U	370	30	ug/Kg	☼	11/29/11 08:46	12/02/11 19:42	1
Hexachloroethane	56	U	56	10	ug/Kg	☼	11/29/11 08:46	12/02/11 19:42	1
Indeno[1,2,3-cd]pyrene	7.5	U	7.5	3.7	ug/Kg	☼	11/29/11 08:46	12/02/11 19:42	1
Isophorone	56	U	56	15	ug/Kg	☼	11/29/11 08:46	12/02/11 19:42	1
Naphthalene	7.5	U	7.5	3.7	ug/Kg	☼	11/29/11 08:46	12/02/11 19:42	1
Nitrobenzene	110	U	110	2.5	ug/Kg	☼	11/29/11 08:46	12/02/11 19:42	1
N-Nitrosodi-n-propylamine	56	U	56	30	ug/Kg	☼	11/29/11 08:46	12/02/11 19:42	1
N-Nitrosodiphenylamine	56	U	56	24	ug/Kg	☼	11/29/11 08:46	12/02/11 19:42	1
Pentachlorophenol	170	U	170	90	ug/Kg	☼	11/29/11 08:46	12/02/11 19:42	1
Phenol	56	U	56	30	ug/Kg	☼	11/29/11 08:46	12/02/11 19:42	1
Phenanthrene	7.5	U	7.5	3.7	ug/Kg	☼	11/29/11 08:46	12/02/11 19:42	1
Pyrene	7.5	U	7.5	3.7	ug/Kg	☼	11/29/11 08:46	12/02/11 19:42	1
3 & 4 Methylphenol	450	U	450	23	ug/Kg	☼	11/29/11 08:46	12/02/11 19:42	1

Surrogate	*%Recovery*	*Qualifier*	*Limits*	*Prepared*	*Analyzed*	*Dil Fac*
2-Fluorobiphenyl (Surr)	*55*		*34 - 110*	*11/29/11 08:46*	*12/02/11 19:42*	*1*
2-Fluorophenol (Surr)	*65*		*26 - 110*	*11/29/11 08:46*	*12/02/11 19:42*	*1*
2,4,6-Tribromophenol (Surr)	*40*		*10 - 118*	*11/29/11 08:46*	*12/02/11 19:42*	*1*
Nitrobenzene-d5 (Surr)	*56*		*24 - 112*	*11/29/11 08:46*	*12/02/11 19:42*	*1*
Phenol-d5 (Surr)	*62*		*28 - 110*	*11/29/11 08:46*	*12/02/11 19:42*	*1*
Terphenyl-d14 (Surr)	*63*		*41 - 119*	*11/29/11 08:46*	*12/02/11 19:42*	*1*

Method: 8082 - Polychlorinated Biphenyls (PCBs) by Gas Chromatography

Analyte	Result	Qualifier	RL	MDL	Unit	D	Prepared	Analyzed	Dil Fac
Aroclor-1016	37	U	37	24	ug/Kg	☼	11/30/11 10:04	12/02/11 14:53	1
Aroclor-1221	37	U	37	18	ug/Kg	☼	11/30/11 10:04	12/02/11 14:53	1
Aroclor-1232	37	U	37	16	ug/Kg	☼	11/30/11 10:04	12/02/11 14:53	1
Aroclor-1242	37	U	37	15	ug/Kg	☼	11/30/11 10:04	12/02/11 14:53	1
Aroclor-1248	37	U	37	19	ug/Kg	☼	11/30/11 10:04	12/02/11 14:53	1
Aroclor-1254	37	U	37	19	ug/Kg	☼	11/30/11 10:04	12/02/11 14:53	1
Aroclor-1260	37	U	37	19	ug/Kg	☼	11/30/11 10:04	12/02/11 14:53	1

Surrogate	*%Recovery*	*Qualifier*	*Limits*	*Prepared*	*Analyzed*	*Dil Fac*
Tetrachloro-m-xylene	*64*		*29 - 151*	*11/30/11 10:04*	*12/02/11 14:53*	*1*
DCB Decachlorobiphenyl	*92*		*14 - 163*	*11/30/11 10:04*	*12/02/11 14:53*	*1*

Method: 6010B - Metals (ICP)

Analyte	Result	Qualifier	RL	MDL	Unit	D	Prepared	Analyzed	Dil Fac
Aluminum	**6100**		17	8.1	mg/Kg	☼	11/30/11 10:52	12/01/11 11:16	1
Antimony	0.85	U	0.85	0.33	mg/Kg	☼	11/30/11 10:52	12/01/11 11:16	1
Barium	**61**	**B**	17	0.060	mg/Kg	☼	11/30/11 10:52	12/01/11 11:16	1
Beryllium	**0.41**	**J**	0.42	0.036	mg/Kg	☼	11/30/11 10:52	12/01/11 11:16	1
Calcium	**63000**	**B**	2100	68	mg/Kg	☼	11/30/11 10:52	12/02/11 11:32	5

Client: Conestoga-Rovers & Associates, Inc.
Project/Site: 17324-T07, RACER Former MTM

TestAmerica Job ID: 240-6291-1

Client Sample ID: S-017324-112311-TP-088
Date Collected: 11/23/11 13:40
Date Received: 11/26/11 09:45

Lab Sample ID: 240-6291-13
Matrix: Solid
Percent Solids: 88.7

Method: 6010B - Metals (ICP) (Continued)

Analyte	Result	Qualifier	RL	MDL	Unit	D	Prepared	Analyzed	Dil Fac
Cadmium	0.17		0.17	0.031	mg/Kg	☼	11/30/11 10:52	12/01/11 11:16	1
Cobalt	7.2		4.2	0.14	mg/Kg	☼	11/30/11 10:52	12/01/11 11:16	1
Chromium	10		0.42	0.17	mg/Kg	☼	11/30/11 10:52	12/01/11 11:16	1
Copper	19		2.1	0.63	mg/Kg	☼	11/30/11 10:52	12/01/11 11:16	1
Iron	17000		8.5	4.2	mg/Kg	☼	11/30/11 10:52	12/01/11 11:16	1
Potassium	1300	B	420	5.3	mg/Kg	☼	11/30/11 10:52	12/01/11 11:16	1
Magnesium	22000	B	420	4.3	mg/Kg	☼	11/30/11 10:52	12/01/11 11:16	1
Manganese	160	B	1.3	0.063	mg/Kg	☼	11/30/11 10:52	12/01/11 11:16	1
Silver	0.42	U	0.42	0.085	mg/Kg	☼	11/30/11 10:52	12/01/11 11:16	1
Sodium	73	J	420	56	mg/Kg	☼	11/30/11 10:52	12/01/11 11:16	1
Nickel	22		3.4	0.23	mg/Kg	☼	11/30/11 10:52	12/01/11 11:16	1
Vanadium	17		4.2	0.10	mg/Kg	☼	11/30/11 10:52	12/01/11 11:16	1
Zinc	57		1.7	0.85	mg/Kg	☼	11/30/11 10:52	12/01/11 11:16	1
Arsenic	11		0.85	0.25	mg/Kg	☼	11/30/11 10:52	12/01/11 11:16	1
Lead	8.3		0.25	0.16	mg/Kg	☼	11/30/11 10:52	12/01/11 11:16	1
Selenium	0.42	U	0.42	0.38	mg/Kg	☼	11/30/11 10:52	12/01/11 11:16	1
Thallium	0.85	U	0.85	0.47	mg/Kg	☼	11/30/11 10:52	12/01/11 11:16	1

Method: 7471A - Mercury (CVAA)

Analyte	Result	Qualifier	RL	MDL	Unit	D	Prepared	Analyzed	Dil Fac
Mercury	0.033	J	0.099	0.015	mg/Kg	☼	11/30/11 14:20	11/30/11 15:56	1

Client: Conestoga-Rovers & Associates, Inc.
Project/Site: 17324-T07, RACER Former MTM

TestAmerica Job ID: 240-6291-1

Client Sample ID: S-017324-112311-TP-089
Date Collected: 11/23/11 14:10
Date Received: 11/26/11 09:45

Lab Sample ID: 240-6291-14
Matrix: Solid
Percent Solids: 79.4

Method: 8260B - Volatile Organic Compounds (GC/MS)

Analyte	Result	Qualifier	RL	MDL	Unit	D	Prepared	Analyzed	Dil Fac
Acetone	11	U H	11	3.6	ug/Kg	☼	11/26/11 13:00	12/05/11 20:19	1
Benzene	2.9	U H	2.9	0.13	ug/Kg	☼	11/26/11 13:00	12/05/11 20:19	1
Dichlorobromomethane	2.9	U H	2.9	0.16	ug/Kg	☼	11/26/11 13:00	12/05/11 20:19	1
Bromoform	2.9	U H	2.9	0.19	ug/Kg	☼	11/26/11 13:00	12/05/11 20:19	1
Bromomethane	2.9	U H	2.9	0.31	ug/Kg	☼	11/26/11 13:00	12/05/11 20:19	1
2-Butanone (MEK)	**16**	**H**	11	0.80	ug/Kg	☼	11/26/11 13:00	12/05/11 20:19	1
Carbon disulfide	2.9	U H	2.9	0.25	ug/Kg	☼	11/26/11 13:00	12/05/11 20:19	1
Carbon tetrachloride	2.9	U H	2.9	0.21	ug/Kg	☼	11/26/11 13:00	12/05/11 20:19	1
Chlorobenzene	2.9	U H	2.9	0.19	ug/Kg	☼	11/26/11 13:00	12/05/11 20:19	1
Chloroethane	2.9	U H	2.9	0.49	ug/Kg	☼	11/26/11 13:00	12/05/11 20:19	1
Chloroform	2.9	U H	2.9	0.17	ug/Kg	☼	11/26/11 13:00	12/05/11 20:19	1
Chloromethane	2.9	U H	2.9	0.23	ug/Kg	☼	11/26/11 13:00	12/05/11 20:19	1
1,1-Dichloroethane	**0.62**	**J H**	2.9	0.21	ug/Kg	☼	11/26/11 13:00	12/05/11 20:19	1
1,2-Dichloroethane	**1.4**	**J H**	2.9	0.19	ug/Kg	☼	11/26/11 13:00	12/05/11 20:19	1
1,1-Dichloroethene	2.9	U H	2.9	0.30	ug/Kg	☼	11/26/11 13:00	12/05/11 20:19	1
1,2-Dichloropropane	2.9	U H	2.9	0.39	ug/Kg	☼	11/26/11 13:00	12/05/11 20:19	1
cis-1,3-Dichloropropene	2.9	U H	2.9	0.19	ug/Kg	☼	11/26/11 13:00	12/05/11 20:19	1
trans-1,3-Dichloropropene	2.9	U H	2.9	0.31	ug/Kg	☼	11/26/11 13:00	12/05/11 20:19	1
Ethylbenzene	**0.15**	**J H**	2.9	0.15	ug/Kg	☼	11/26/11 13:00	12/05/11 20:19	1
2-Hexanone	11	U H	11	0.36	ug/Kg	☼	11/26/11 13:00	12/05/11 20:19	1
Methylene Chloride	2.9	U H	2.9	0.38	ug/Kg	☼	11/26/11 13:00	12/05/11 20:19	1
4-Methyl-2-pentanone (MIBK)	11	U H	11	0.31	ug/Kg	☼	11/26/11 13:00	12/05/11 20:19	1
Styrene	**2.6**	**J H**	2.9	0.086	ug/Kg	☼	11/26/11 13:00	12/05/11 20:19	1
1,1,2,2-Tetrachloroethane	2.9	U H	2.9	0.19	ug/Kg	☼	11/26/11 13:00	12/05/11 20:19	1
Tetrachloroethene	2.9	U H	2.9	0.30	ug/Kg	☼	11/26/11 13:00	12/05/11 20:19	1
Toluene	**0.46**	**J H**	2.9	0.15	ug/Kg	☼	11/26/11 13:00	12/05/11 20:19	1
Trichloroethene	2.9	U H	2.9	0.24	ug/Kg	☼	11/26/11 13:00	12/05/11 20:19	1
Vinyl chloride	2.9	U H	2.9	0.22	ug/Kg	☼	11/26/11 13:00	12/05/11 20:19	1
Xylenes, Total	5.7	U H	5.7	0.38	ug/Kg	☼	11/26/11 13:00	12/05/11 20:19	1
1,1,1-Trichloroethane	**0.52**	**J H**	2.9	0.32	ug/Kg	☼	11/26/11 13:00	12/05/11 20:19	1
1,1,2-Trichloroethane	2.9	U H	2.9	0.22	ug/Kg	☼	11/26/11 13:00	12/05/11 20:19	1
Cyclohexane	5.7	U H	5.7	0.19	ug/Kg	☼	11/26/11 13:00	12/05/11 20:19	1
1,2-Dibromo-3-Chloropropane	5.7	U H	5.7	0.74	ug/Kg	☼	11/26/11 13:00	12/05/11 20:19	1
Ethylene Dibromide	2.9	U H	2.9	0.29	ug/Kg	☼	11/26/11 13:00	12/05/11 20:19	1
Dichlorodifluoromethane	2.9	U H	2.9	0.29	ug/Kg	☼	11/26/11 13:00	12/05/11 20:19	1
cis-1,2-Dichloroethene	2.9	U H	2.9	0.21	ug/Kg	☼	11/26/11 13:00	12/05/11 20:19	1
trans-1,2-Dichloroethene	2.9	U H	2.9	0.23	ug/Kg	☼	11/26/11 13:00	12/05/11 20:19	1
Isopropylbenzene	2.9	U H	2.9	0.092	ug/Kg	☼	11/26/11 13:00	12/05/11 20:19	1
Methyl acetate	5.7	U H	5.7	0.80	ug/Kg	☼	11/26/11 13:00	12/05/11 20:19	1
Methyl tert-butyl ether	11	U H	11	0.25	ug/Kg	☼	11/26/11 13:00	12/05/11 20:19	1
1,1,2-Trichloro-1,2,2-trifluoroethane	2.9	U H	2.9	0.74	ug/Kg	☼	11/26/11 13:00	12/05/11 20:19	1
1,2,4-Trichlorobenzene	2.9	U H	2.9	0.15	ug/Kg	☼	11/26/11 13:00	12/05/11 20:19	1
1,2-Dichlorobenzene	2.9	U H	2.9	0.21	ug/Kg	☼	11/26/11 13:00	12/05/11 20:19	1
1,3-Dichlorobenzene	2.9	U H	2.9	0.20	ug/Kg	☼	11/26/11 13:00	12/05/11 20:19	1
1,4-Dichlorobenzene	2.9	U H	2.9	0.38	ug/Kg	☼	11/26/11 13:00	12/05/11 20:19	1
Trichlorofluoromethane	**0.59**	**J H**	2.9	0.19	ug/Kg	☼	11/26/11 13:00	12/05/11 20:19	1
Chlorodibromomethane	2.9	U H	2.9	0.31	ug/Kg	☼	11/26/11 13:00	12/05/11 20:19	1
Methylcyclohexane	5.7	U H	5.7	0.18	ug/Kg	☼	11/26/11 13:00	12/05/11 20:19	1

Client: Conestoga-Rovers & Associates, Inc.
Project/Site: 17324-T07, RACER Former MTM

TestAmerica Job ID: 240-6291-1

Client Sample ID: S-017324-112311-TP-089
Date Collected: 11/23/11 14:10
Date Received: 11/26/11 09:45

Lab Sample ID: 240-6291-14
Matrix: Solid
Percent Solids: 79.4

Surrogate	%Recovery	Qualifier	Limits	Prepared	Analyzed	Dil Fac
1,2-Dichloroethane-d4 (Surr)	*103*		*58 - 123*	*11/26/11 13:00*	*12/05/11 20:19*	*1*
4-Bromofluorobenzene (Surr)	*96*		*52 - 136*	*11/26/11 13:00*	*12/05/11 20:19*	*1*
Toluene-d8 (Surr)	*100*		*67 - 125*	*11/26/11 13:00*	*12/05/11 20:19*	*1*
Dibromofluoromethane (Surr)	*102*		*37 - 132*	*11/26/11 13:00*	*12/05/11 20:19*	*1*

Method: 8270C - Semivolatile Organic Compounds (GC/MS)

Analyte	Result	Qualifier	RL	MDL	Unit	D	Prepared	Analyzed	Dil Fac
1,1'-Biphenyl	630	U	630	340	ug/Kg	☼	11/29/11 08:46	12/05/11 19:41	10
2,2'-oxybis[1-chloropropane]	1300	U	1300	120	ug/Kg	☼	11/29/11 08:46	12/05/11 19:41	10
2,4,5-Trichlorophenol	1900	U	1900	320	ug/Kg	☼	11/29/11 08:46	12/05/11 19:41	10
2,4,6-Trichlorophenol	1900	U	1900	1000	ug/Kg	☼	11/29/11 08:46	12/05/11 19:41	10
2,4-Dichlorophenol	1900	U	1900	250	ug/Kg	☼	11/29/11 08:46	12/05/11 19:41	10
2,4-Dimethylphenol	1900	U	1900	250	ug/Kg	☼	11/29/11 08:46	12/05/11 19:41	10
2,4-Dinitrophenol	4200	U	4200	1000	ug/Kg	☼	11/29/11 08:46	12/05/11 19:41	10
2,4-Dinitrotoluene	2500	U	2500	340	ug/Kg	☼	11/29/11 08:46	12/05/11 19:41	10
2,6-Dinitrotoluene	2500	U	2500	270	ug/Kg	☼	11/29/11 08:46	12/05/11 19:41	10
2-Chloronaphthalene	630	U	630	42	ug/Kg	☼	11/29/11 08:46	12/05/11 19:41	10
2-Chlorophenol	630	U	630	340	ug/Kg	☼	11/29/11 08:46	12/05/11 19:41	10
2-Methylnaphthalene	84	U	84	42	ug/Kg	☼	11/29/11 08:46	12/05/11 19:41	10
2-Methylphenol	2500	U	2500	1000	ug/Kg	☼	11/29/11 08:46	12/05/11 19:41	10
2-Nitroaniline	2500	U	2500	110	ug/Kg	☼	11/29/11 08:46	12/05/11 19:41	10
2-Nitrophenol	630	U	630	340	ug/Kg	☼	11/29/11 08:46	12/05/11 19:41	10
3,3'-Dichlorobenzidine	1300	U	1300	230	ug/Kg	☼	11/29/11 08:46	12/05/11 19:41	10
3-Nitroaniline	2500	U	2500	200	ug/Kg	☼	11/29/11 08:46	12/05/11 19:41	10
4,6-Dinitro-2-methylphenol	1900	U	1900	1000	ug/Kg	☼	11/29/11 08:46	12/05/11 19:41	10
4-Bromophenyl phenyl ether	630	U	630	160	ug/Kg	☼	11/29/11 08:46	12/05/11 19:41	10
4-Chloro-3-methylphenol	1900	U	1900	270	ug/Kg	☼	11/29/11 08:46	12/05/11 19:41	10
4-Chloroaniline	1900	U	1900	210	ug/Kg	☼	11/29/11 08:46	12/05/11 19:41	10
4-Chlorophenyl phenyl ether	630	U	630	160	ug/Kg	☼	11/29/11 08:46	12/05/11 19:41	10
4-Nitroaniline	2500	U	2500	330	ug/Kg	☼	11/29/11 08:46	12/05/11 19:41	10
4-Nitrophenol	4200	U	4200	1000	ug/Kg	☼	11/29/11 08:46	12/05/11 19:41	10
Acenaphthene	**67**	**J**	84	42	ug/Kg	☼	11/29/11 08:46	12/05/11 19:41	10
Acenaphthylene	84	U	84	42	ug/Kg	☼	11/29/11 08:46	12/05/11 19:41	10
Acetophenone	**210**	**J**	1300	120	ug/Kg	☼	11/29/11 08:46	12/05/11 19:41	10
Anthracene	**96**		84	42	ug/Kg	☼	11/29/11 08:46	12/05/11 19:41	10
Atrazine	2500	U	2500	110	ug/Kg	☼	11/29/11 08:46	12/05/11 19:41	10
Benzaldehyde	**2600**		1300	150	ug/Kg	☼	11/29/11 08:46	12/05/11 19:41	10
Benzo[a]anthracene	**380**		84	42	ug/Kg	☼	11/29/11 08:46	12/05/11 19:41	10
Benzo[a]pyrene	**370**		84	42	ug/Kg	☼	11/29/11 08:46	12/05/11 19:41	10
Benzo[b]fluoranthene	**470**		84	42	ug/Kg	☼	11/29/11 08:46	12/05/11 19:41	10
Benzo[g,h,i]perylene	**300**		84	42	ug/Kg	☼	11/29/11 08:46	12/05/11 19:41	10
Benzo[k]fluoranthene	**200**		84	42	ug/Kg	☼	11/29/11 08:46	12/05/11 19:41	10
Bis(2-chloroethoxy)methane	1300	U	1300	280	ug/Kg	☼	11/29/11 08:46	12/05/11 19:41	10
Bis(2-chloroethyl)ether	1300	U	1300	25	ug/Kg	☼	11/29/11 08:46	12/05/11 19:41	10
Bis(2-ethylhexyl) phthalate	**430**	**J**	630	240	ug/Kg	☼	11/29/11 08:46	12/05/11 19:41	10
Butyl benzyl phthalate	**300**	**J**	630	130	ug/Kg	☼	11/29/11 08:46	12/05/11 19:41	10
Caprolactam	4200	U	4200	470	ug/Kg	☼	11/29/11 08:46	12/05/11 19:41	10
Carbazole	630	U	630	340	ug/Kg	☼	11/29/11 08:46	12/05/11 19:41	10
Chrysene	**400**		84	14	ug/Kg	☼	11/29/11 08:46	12/05/11 19:41	10
Dibenz(a,h)anthracene	84	U	84	42	ug/Kg	☼	11/29/11 08:46	12/05/11 19:41	10
Dibenzofuran	630	U	630	42	ug/Kg	☼	11/29/11 08:46	12/05/11 19:41	10

Client Sample ID: S-017324-112311-TP-089
Date Collected: 11/23/11 14:10
Date Received: 11/26/11 09:45

Lab Sample ID: 240-6291-14
Matrix: Solid
Percent Solids: 79.4

Method: 8270C - Semivolatile Organic Compounds (GC/MS) (Continued)

Analyte	Result	Qualifier	RL	MDL	Unit	D	Prepared	Analyzed	Dil Fac
Diethyl phthalate	630	U	630	200	ug/Kg	☼	11/29/11 08:46	12/05/11 19:41	10
Dimethyl phthalate	**36000**	**E**	630	210	ug/Kg	☼	11/29/11 08:46	12/05/11 19:41	10
Di-n-butyl phthalate	630	U	630	190	ug/Kg	☼	11/29/11 08:46	12/05/11 19:41	10
Di-n-octyl phthalate	630	U	630	340	ug/Kg	☼	11/29/11 08:46	12/05/11 19:41	10
Fluoranthene	**1000**		84	42	ug/Kg	☼	11/29/11 08:46	12/05/11 19:41	10
Fluorene	**57**	**J**	84	42	ug/Kg	☼	11/29/11 08:46	12/05/11 19:41	10
Hexachlorobenzene	84	U	84	27	ug/Kg	☼	11/29/11 08:46	12/05/11 19:41	10
Hexachlorobutadiene	630	U	630	340	ug/Kg	☼	11/29/11 08:46	12/05/11 19:41	10
Hexachlorocyclopentadiene	4200	U	4200	340	ug/Kg	☼	11/29/11 08:46	12/05/11 19:41	10
Hexachloroethane	630	U	630	110	ug/Kg	☼	11/29/11 08:46	12/05/11 19:41	10
Indeno[1,2,3-cd]pyrene	**220**		84	42	ug/Kg	☼	11/29/11 08:46	12/05/11 19:41	10
Isophorone	630	U	630	160	ug/Kg	☼	11/29/11 08:46	12/05/11 19:41	10
Naphthalene	84	U	84	42	ug/Kg	☼	11/29/11 08:46	12/05/11 19:41	10
Nitrobenzene	1300	U	1300	28	ug/Kg	☼	11/29/11 08:46	12/05/11 19:41	10
N-Nitrosodi-n-propylamine	630	U	630	340	ug/Kg	☼	11/29/11 08:46	12/05/11 19:41	10
N-Nitrosodiphenylamine	630	U	630	270	ug/Kg	☼	11/29/11 08:46	12/05/11 19:41	10
Pentachlorophenol	1900	U	1900	1000	ug/Kg	☼	11/29/11 08:46	12/05/11 19:41	10
Phenol	630	U	630	340	ug/Kg	☼	11/29/11 08:46	12/05/11 19:41	10
Phenanthrene	**550**		84	42	ug/Kg	☼	11/29/11 08:46	12/05/11 19:41	10
Pyrene	**760**		84	42	ug/Kg	☼	11/29/11 08:46	12/05/11 19:41	10
3 & 4 Methylphenol	5000	U	5000	250	ug/Kg	☼	11/29/11 08:46	12/05/11 19:41	10

Surrogate	*%Recovery*	*Qualifier*	*Limits*	*Prepared*	*Analyzed*	*Dil Fac*
2-Fluorobiphenyl (Surr)	*78*		*34 - 110*	*11/29/11 08:46*	*12/05/11 19:41*	*10*
2-Fluorophenol (Surr)	*93*		*26 - 110*	*11/29/11 08:46*	*12/05/11 19:41*	*10*
2,4,6-Tribromophenol (Surr)	*52*		*10 - 118*	*11/29/11 08:46*	*12/05/11 19:41*	*10*
Nitrobenzene-d5 (Surr)	*82*		*24 - 112*	*11/29/11 08:46*	*12/05/11 19:41*	*10*
Phenol-d5 (Surr)	*91*		*28 - 110*	*11/29/11 08:46*	*12/05/11 19:41*	*10*
Terphenyl-d14 (Surr)	*97*		*41 - 119*	*11/29/11 08:46*	*12/05/11 19:41*	*10*

Method: 8270C - Semivolatile Organic Compounds (GC/MS) - RA

Analyte	Result	Qualifier	RL	MDL	Unit	D	Prepared	Analyzed	Dil Fac
1,1'-Biphenyl	1600	U	1600	850	ug/Kg	☼	11/29/11 08:46	12/06/11 20:51	25
2,2'-oxybis[1-chloropropane]	3200	U	3200	300	ug/Kg	☼	11/29/11 08:46	12/06/11 20:51	25
2,4,5-Trichlorophenol	4700	U	4700	790	ug/Kg	☼	11/29/11 08:46	12/06/11 20:51	25
2,4,6-Trichlorophenol	4700	U	4700	2500	ug/Kg	☼	11/29/11 08:46	12/06/11 20:51	25
2,4-Dichlorophenol	4700	U	4700	630	ug/Kg	☼	11/29/11 08:46	12/06/11 20:51	25
2,4-Dimethylphenol	4700	U	4700	630	ug/Kg	☼	11/29/11 08:46	12/06/11 20:51	25
2,4-Dinitrophenol	10000	U	10000	2500	ug/Kg	☼	11/29/11 08:46	12/06/11 20:51	25
2,4-Dinitrotoluene	6300	U	6300	850	ug/Kg	☼	11/29/11 08:46	12/06/11 20:51	25
2,6-Dinitrotoluene	6300	U	6300	660	ug/Kg	☼	11/29/11 08:46	12/06/11 20:51	25
2-Chloronaphthalene	1600	U	1600	100	ug/Kg	☼	11/29/11 08:46	12/06/11 20:51	25
2-Chlorophenol	1600	U	1600	850	ug/Kg	☼	11/29/11 08:46	12/06/11 20:51	25
2-Methylnaphthalene	210	U	210	100	ug/Kg	☼	11/29/11 08:46	12/06/11 20:51	25
2-Methylphenol	6300	U	6300	2500	ug/Kg	☼	11/29/11 08:46	12/06/11 20:51	25
2-Nitroaniline	6300	U	6300	290	ug/Kg	☼	11/29/11 08:46	12/06/11 20:51	25
2-Nitrophenol	1600	U	1600	850	ug/Kg	☼	11/29/11 08:46	12/06/11 20:51	25
3,3'-Dichlorobenzidine	3200	U	3200	570	ug/Kg	☼	11/29/11 08:46	12/06/11 20:51	25
3-Nitroaniline	6300	U	6300	500	ug/Kg	☼	11/29/11 08:46	12/06/11 20:51	25
4,6-Dinitro-2-methylphenol	4700	U	4700	2500	ug/Kg	☼	11/29/11 08:46	12/06/11 20:51	25
4-Bromophenyl phenyl ether	1600	U	1600	410	ug/Kg	☼	11/29/11 08:46	12/06/11 20:51	25

Client Sample ID: S-017324-112311-TP-089
Date Collected: 11/23/11 14:10
Date Received: 11/26/11 09:45

Lab Sample ID: 240-6291-14
Matrix: Solid
Percent Solids: 79.4

Method: 8270C - Semivolatile Organic Compounds (GC/MS) - RA (Continued)

Analyte	Result	Qualifier	RL	MDL	Unit	D	Prepared	Analyzed	Dil Fac
4-Chloro-3-methylphenol	4700	U	4700	660	ug/Kg	☼	11/29/11 08:46	12/06/11 20:51	25
4-Chloroaniline	4700	U	4700	540	ug/Kg	☼	11/29/11 08:46	12/06/11 20:51	25
4-Chlorophenyl phenyl ether	1600	U	1600	410	ug/Kg	☼	11/29/11 08:46	12/06/11 20:51	25
4-Nitroaniline	6300	U	6300	820	ug/Kg	☼	11/29/11 08:46	12/06/11 20:51	25
4-Nitrophenol	10000	U	10000	2500	ug/Kg	☼	11/29/11 08:46	12/06/11 20:51	25
Acenaphthene	210	U	210	100	ug/Kg	☼	11/29/11 08:46	12/06/11 20:51	25
Acenaphthylene	210	U	210	100	ug/Kg	☼	11/29/11 08:46	12/06/11 20:51	25
Acetophenone	3200	U	3200	290	ug/Kg	☼	11/29/11 08:46	12/06/11 20:51	25
Anthracene	**130**	**J**	210	100	ug/Kg	☼	11/29/11 08:46	12/06/11 20:51	25
Atrazine	6300	U	6300	290	ug/Kg	☼	11/29/11 08:46	12/06/11 20:51	25
Benzaldehyde	**2200**	**J**	3200	380	ug/Kg	☼	11/29/11 08:46	12/06/11 20:51	25
Benzo[a]anthracene	**420**		210	100	ug/Kg	☼	11/29/11 08:46	12/06/11 20:51	25
Benzo[a]pyrene	**370**		210	100	ug/Kg	☼	11/29/11 08:46	12/06/11 20:51	25
Benzo[b]fluoranthene	**560**		210	100	ug/Kg	☼	11/29/11 08:46	12/06/11 20:51	25
Benzo[g,h,i]perylene	**330**		210	100	ug/Kg	☼	11/29/11 08:46	12/06/11 20:51	25
Benzo[k]fluoranthene	**190**	**J**	210	100	ug/Kg	☼	11/29/11 08:46	12/06/11 20:51	25
Bis(2-chloroethoxy)methane	3200	U	3200	690	ug/Kg	☼	11/29/11 08:46	12/06/11 20:51	25
Bis(2-chloroethyl)ether	3200	U	3200	63	ug/Kg	☼	11/29/11 08:46	12/06/11 20:51	25
Bis(2-ethylhexyl) phthalate	1600	U	1600	600	ug/Kg	☼	11/29/11 08:46	12/06/11 20:51	25
Butyl benzyl phthalate	**340**	**J**	1600	320	ug/Kg	☼	11/29/11 08:46	12/06/11 20:51	25
Caprolactam	10000	U	10000	1200	ug/Kg	☼	11/29/11 08:46	12/06/11 20:51	25
Carbazole	1600	U	1600	850	ug/Kg	☼	11/29/11 08:46	12/06/11 20:51	25
Chrysene	**410**		210	35	ug/Kg	☼	11/29/11 08:46	12/06/11 20:51	25
Dibenz(a,h)anthracene	210	U	210	100	ug/Kg	☼	11/29/11 08:46	12/06/11 20:51	25
Dibenzofuran	1600	U	1600	100	ug/Kg	☼	11/29/11 08:46	12/06/11 20:51	25
Diethyl phthalate	1600	U	1600	500	ug/Kg	☼	11/29/11 08:46	12/06/11 20:51	25
Dimethyl phthalate	**37000**		1600	540	ug/Kg	☼	11/29/11 08:46	12/06/11 20:51	25
Di-n-butyl phthalate	1600	U	1600	470	ug/Kg	☼	11/29/11 08:46	12/06/11 20:51	25
Di-n-octyl phthalate	1600	U	1600	850	ug/Kg	☼	11/29/11 08:46	12/06/11 20:51	25
Fluoranthene	**1100**		210	100	ug/Kg	☼	11/29/11 08:46	12/06/11 20:51	25
Fluorene	210	U	210	100	ug/Kg	☼	11/29/11 08:46	12/06/11 20:51	25
Hexachlorobenzene	210	U	210	66	ug/Kg	☼	11/29/11 08:46	12/06/11 20:51	25
Hexachlorobutadiene	1600	U	1600	850	ug/Kg	☼	11/29/11 08:46	12/06/11 20:51	25
Hexachlorocyclopentadiene	10000	U	10000	850	ug/Kg	☼	11/29/11 08:46	12/06/11 20:51	25
Hexachloroethane	1600	U	1600	280	ug/Kg	☼	11/29/11 08:46	12/06/11 20:51	25
Indeno[1,2,3-cd]pyrene	**250**		210	100	ug/Kg	☼	11/29/11 08:46	12/06/11 20:51	25
Isophorone	1600	U	1600	410	ug/Kg	☼	11/29/11 08:46	12/06/11 20:51	25
Naphthalene	210	U	210	100	ug/Kg	☼	11/29/11 08:46	12/06/11 20:51	25
Nitrobenzene	3200	U	3200	69	ug/Kg	☼	11/29/11 08:46	12/06/11 20:51	25
N-Nitrosodi-n-propylamine	1600	U	1600	850	ug/Kg	☼	11/29/11 08:46	12/06/11 20:51	25
N-Nitrosodiphenylamine	1600	U	1600	660	ug/Kg	☼	11/29/11 08:46	12/06/11 20:51	25
Pentachlorophenol	4700	U	4700	2500	ug/Kg	☼	11/29/11 08:46	12/06/11 20:51	25
Phenol	1600	U	1600	850	ug/Kg	☼	11/29/11 08:46	12/06/11 20:51	25
Phenanthrene	**570**		210	100	ug/Kg	☼	11/29/11 08:46	12/06/11 20:51	25
Pyrene	**830**		210	100	ug/Kg	☼	11/29/11 08:46	12/06/11 20:51	25
3 & 4 Methylphenol	13000	U	13000	630	ug/Kg	☼	11/29/11 08:46	12/06/11 20:51	25

Surrogate	*%Recovery*	*Qualifier*	*Limits*	*Prepared*	*Analyzed*	*Dil Fac*
2-Fluorobiphenyl (Surr)	*77*		*34 - 110*	*11/29/11 08:46*	*12/06/11 20:51*	*25*
2-Fluorophenol (Surr)	*91*		*26 - 110*	*11/29/11 08:46*	*12/06/11 20:51*	*25*

Client Sample ID: S-017324-112311-TP-089
Date Collected: 11/23/11 14:10
Date Received: 11/26/11 09:45

Lab Sample ID: 240-6291-14
Matrix: Solid
Percent Solids: 79.4

Method: 8270C - Semivolatile Organic Compounds (GC/MS) - RA (Continued)

Surrogate	%Recovery	Qualifier	Limits	Prepared	Analyzed	Dil Fac
2,4,6-Tribromophenol (Surr)	*0*	*X*	*10 - 118*	*11/29/11 08:46*	*12/06/11 20:51*	*25*
Nitrobenzene-d5 (Surr)	*44*		*24 - 112*	*11/29/11 08:46*	*12/06/11 20:51*	*25*
Phenol-d5 (Surr)	*59*		*28 - 110*	*11/29/11 08:46*	*12/06/11 20:51*	*25*
Terphenyl-d14 (Surr)	*106*		*41 - 119*	*11/29/11 08:46*	*12/06/11 20:51*	*25*

Method: 8082 - Polychlorinated Biphenyls (PCBs) by Gas Chromatography

Analyte	Result	Qualifier	RL	MDL	Unit	D	Prepared	Analyzed	Dil Fac
Aroclor-1016	41	U	41	26	ug/Kg	☼	11/30/11 10:04	12/02/11 15:07	1
Aroclor-1221	41	U	41	20	ug/Kg	☼	11/30/11 10:04	12/02/11 15:07	1
Aroclor-1232	41	U	41	18	ug/Kg	☼	11/30/11 10:04	12/02/11 15:07	1
Aroclor-1242	41	U	41	16	ug/Kg	☼	11/30/11 10:04	12/02/11 15:07	1
Aroclor-1248	41	U	41	21	ug/Kg	☼	11/30/11 10:04	12/02/11 15:07	1
Aroclor-1254	41	U	41	21	ug/Kg	☼	11/30/11 10:04	12/02/11 15:07	1
Aroclor-1260	41	U	41	21	ug/Kg	☼	11/30/11 10:04	12/02/11 15:07	1

Surrogate	%Recovery	Qualifier	Limits	Prepared	Analyzed	Dil Fac
Tetrachloro-m-xylene	*65*		*29 - 151*	*11/30/11 10:04*	*12/02/11 15:07*	*1*
DCB Decachlorobiphenyl	*70*		*14 - 163*	*11/30/11 10:04*	*12/02/11 15:07*	*1*

Method: 6010B - Metals (ICP)

Analyte	Result	Qualifier	RL	MDL	Unit	D	Prepared	Analyzed	Dil Fac
Aluminum	**11000**		110	53	mg/Kg	☼	11/30/11 10:52	12/02/11 11:37	5
Antimony	1.1	U L	1.1	0.43	mg/Kg	☼	11/30/11 10:52	12/01/11 11:21	1
Barium	**140**	**B**	22	0.078	mg/Kg	☼	11/30/11 10:52	12/01/11 11:21	1
Beryllium	**0.67**		0.55	0.048	mg/Kg	☼	11/30/11 10:52	12/01/11 11:21	1
Calcium	**25000**	**B**	550	18	mg/Kg	☼	11/30/11 10:52	12/01/11 11:21	1
Cadmium	**0.43**		0.22	0.040	mg/Kg	☼	11/30/11 10:52	12/01/11 11:21	1
Cobalt	**13**		5.5	0.18	mg/Kg	☼	11/30/11 10:52	12/01/11 11:21	1
Chromium	**14**		0.55	0.22	mg/Kg	☼	11/30/11 10:52	12/01/11 11:21	1
Copper	**21**		2.8	0.82	mg/Kg	☼	11/30/11 10:52	12/01/11 11:21	1
Iron	**20000**		11	5.4	mg/Kg	☼	11/30/11 10:52	12/01/11 11:21	1
Potassium	**1300**	**B**	550	6.8	mg/Kg	☼	11/30/11 10:52	12/01/11 11:21	1
Magnesium	**19000**	**B**	2800	28	mg/Kg	☼	11/30/11 10:52	12/02/11 11:37	5
Manganese	**4700**	**B**	8.3	0.41	mg/Kg	☼	11/30/11 10:52	12/02/11 11:37	5
Silver	2.8	U	2.8	0.55	mg/Kg	☼	11/30/11 10:52	12/02/11 11:37	5
Sodium	550	U	550	73	mg/Kg	☼	11/30/11 10:52	12/01/11 11:21	1
Nickel	**26**		4.4	0.30	mg/Kg	☼	11/30/11 10:52	12/01/11 11:21	1
Vanadium	**25**		5.5	0.13	mg/Kg	☼	11/30/11 10:52	12/01/11 11:21	1
Zinc	**70**		2.2	1.1	mg/Kg	☼	11/30/11 10:52	12/01/11 11:21	1
Arsenic	**10**		1.1	0.33	mg/Kg	☼	11/30/11 10:52	12/01/11 11:21	1
Lead	**17**		1.7	1.0	mg/Kg	☼	11/30/11 10:52	12/02/11 11:37	5
Selenium	2.8	U	2.8	2.5	mg/Kg	☼	11/30/11 10:52	12/02/11 11:37	5
Thallium	5.5	U	5.5	3.0	mg/Kg	☼	11/30/11 10:52	12/02/11 11:37	5

Method: 7471A - Mercury (CVAA)

Analyte	Result	Qualifier	RL	MDL	Unit	D	Prepared	Analyzed	Dil Fac
Mercury	**0.058**	**J**	0.080	0.012	mg/Kg	☼	11/30/11 14:20	11/30/11 15:57	1

Client: Conestoga-Rovers & Associates, Inc.
Project/Site: 17324-T07, RACER Former MTM

TestAmerica Job ID: 240-6291-1

Client Sample ID: S-017324-112311-TP-090
Date Collected: 11/23/11 14:20
Date Received: 11/26/11 09:45

Lab Sample ID: 240-6291-15
Matrix: Solid
Percent Solids: 91.0

Method: 8260B - Volatile Organic Compounds (GC/MS)

Analyte	Result	Qualifier	RL	MDL	Unit	D	Prepared	Analyzed	Dil Fac
Acetone	9.7	U H	9.7	3.1	ug/Kg	☼	11/26/11 13:00	12/05/11 20:40	1
Benzene	2.4	U H	2.4	0.11	ug/Kg	☼	11/26/11 13:00	12/05/11 20:40	1
Dichlorobromomethane	2.4	U H	2.4	0.14	ug/Kg	☼	11/26/11 13:00	12/05/11 20:40	1
Bromoform	2.4	U H	2.4	0.16	ug/Kg	☼	11/26/11 13:00	12/05/11 20:40	1
Bromomethane	2.4	U H	2.4	0.26	ug/Kg	☼	11/26/11 13:00	12/05/11 20:40	1
2-Butanone (MEK)	9.7	U H	9.7	0.68	ug/Kg	☼	11/26/11 13:00	12/05/11 20:40	1
Carbon disulfide	2.4	U H	2.4	0.21	ug/Kg	☼	11/26/11 13:00	12/05/11 20:40	1
Carbon tetrachloride	2.4	U H	2.4	0.18	ug/Kg	☼	11/26/11 13:00	12/05/11 20:40	1
Chlorobenzene	2.4	U H	2.4	0.16	ug/Kg	☼	11/26/11 13:00	12/05/11 20:40	1
Chloroethane	2.4	U H	2.4	0.42	ug/Kg	☼	11/26/11 13:00	12/05/11 20:40	1
Chloroform	2.4	U H	2.4	0.14	ug/Kg	☼	11/26/11 13:00	12/05/11 20:40	1
Chloromethane	2.4	U H	2.4	0.20	ug/Kg	☼	11/26/11 13:00	12/05/11 20:40	1
1,1-Dichloroethane	2.4	U H	2.4	0.17	ug/Kg	☼	11/26/11 13:00	12/05/11 20:40	1
1,2-Dichloroethane	**1.4**	**J H**	2.4	0.17	ug/Kg	☼	11/26/11 13:00	12/05/11 20:40	1
1,1-Dichloroethene	2.4	U H	2.4	0.25	ug/Kg	☼	11/26/11 13:00	12/05/11 20:40	1
1,2-Dichloropropane	2.4	U H	2.4	0.34	ug/Kg	☼	11/26/11 13:00	12/05/11 20:40	1
cis-1,3-Dichloropropene	2.4	U H	2.4	0.17	ug/Kg	☼	11/26/11 13:00	12/05/11 20:40	1
trans-1,3-Dichloropropene	2.4	U H	2.4	0.26	ug/Kg	☼	11/26/11 13:00	12/05/11 20:40	1
Ethylbenzene	2.4	U H	2.4	0.13	ug/Kg	☼	11/26/11 13:00	12/05/11 20:40	1
2-Hexanone	9.7	U H	9.7	0.31	ug/Kg	☼	11/26/11 13:00	12/05/11 20:40	1
Methylene Chloride	2.4	U H	2.4	0.33	ug/Kg	☼	11/26/11 13:00	12/05/11 20:40	1
4-Methyl-2-pentanone (MIBK)	9.7	U H	9.7	0.26	ug/Kg	☼	11/26/11 13:00	12/05/11 20:40	1
Styrene	2.4	U H	2.4	0.073	ug/Kg	☼	11/26/11 13:00	12/05/11 20:40	1
1,1,2,2-Tetrachloroethane	2.4	U H	2.4	0.17	ug/Kg	☼	11/26/11 13:00	12/05/11 20:40	1
Tetrachloroethene	2.4	U H	2.4	0.25	ug/Kg	☼	11/26/11 13:00	12/05/11 20:40	1
Toluene	**0.46**	**J H**	2.4	0.13	ug/Kg	☼	11/26/11 13:00	12/05/11 20:40	1
Trichloroethene	**0.94**	**J H**	2.4	0.20	ug/Kg	☼	11/26/11 13:00	12/05/11 20:40	1
Vinyl chloride	2.4	U H	2.4	0.19	ug/Kg	☼	11/26/11 13:00	12/05/11 20:40	1
Xylenes, Total	4.9	U H	4.9	0.33	ug/Kg	☼	11/26/11 13:00	12/05/11 20:40	1
1,1,1-Trichloroethane	2.4	U H	2.4	0.27	ug/Kg	☼	11/26/11 13:00	12/05/11 20:40	1
1,1,2-Trichloroethane	2.4	U H	2.4	0.19	ug/Kg	☼	11/26/11 13:00	12/05/11 20:40	1
Cyclohexane	4.9	U H	4.9	0.16	ug/Kg	☼	11/26/11 13:00	12/05/11 20:40	1
1,2-Dibromo-3-Chloropropane	4.9	U H	4.9	0.63	ug/Kg	☼	11/26/11 13:00	12/05/11 20:40	1
Ethylene Dibromide	2.4	U H	2.4	0.24	ug/Kg	☼	11/26/11 13:00	12/05/11 20:40	1
Dichlorodifluoromethane	2.4	U H	2.4	0.24	ug/Kg	☼	11/26/11 13:00	12/05/11 20:40	1
cis-1,2-Dichloroethene	2.4	U H	2.4	0.17	ug/Kg	☼	11/26/11 13:00	12/05/11 20:40	1
trans-1,2-Dichloroethene	2.4	U H	2.4	0.20	ug/Kg	☼	11/26/11 13:00	12/05/11 20:40	1
Isopropylbenzene	2.4	U H	2.4	0.078	ug/Kg	☼	11/26/11 13:00	12/05/11 20:40	1
Methyl acetate	4.9	U H	4.9	0.68	ug/Kg	☼	11/26/11 13:00	12/05/11 20:40	1
Methyl tert-butyl ether	9.7	U H	9.7	0.21	ug/Kg	☼	11/26/11 13:00	12/05/11 20:40	1
1,1,2-Trichloro-1,2,2-trifluoroethane	2.4	U H	2.4	0.63	ug/Kg	☼	11/26/11 13:00	12/05/11 20:40	1
1,2,4-Trichlorobenzene	2.4	U H	2.4	0.13	ug/Kg	☼	11/26/11 13:00	12/05/11 20:40	1
1,2-Dichlorobenzene	2.4	U H	2.4	0.17	ug/Kg	☼	11/26/11 13:00	12/05/11 20:40	1
1,3-Dichlorobenzene	2.4	U H	2.4	0.17	ug/Kg	☼	11/26/11 13:00	12/05/11 20:40	1
1,4-Dichlorobenzene	2.4	U H	2.4	0.32	ug/Kg	☼	11/26/11 13:00	12/05/11 20:40	1
Trichlorofluoromethane	2.4	U H	2.4	0.17	ug/Kg	☼	11/26/11 13:00	12/05/11 20:40	1
Chlorodibromomethane	2.4	U H	2.4	0.27	ug/Kg	☼	11/26/11 13:00	12/05/11 20:40	1
Methylcyclohexane	4.9	U H	4.9	0.15	ug/Kg	☼	11/26/11 13:00	12/05/11 20:40	1

Client: Conestoga-Rovers & Associates, Inc.
Project/Site: 17324-T07, RACER Former MTM

TestAmerica Job ID: 240-6291-1

Client Sample ID: S-017324-112311-TP-090
Date Collected: 11/23/11 14:20
Date Received: 11/26/11 09:45

Lab Sample ID: 240-6291-15
Matrix: Solid
Percent Solids: 91.0

Surrogate	%Recovery	Qualifier	Limits	Prepared	Analyzed	Dil Fac
1,2-Dichloroethane-d4 (Surr)	*102*		*58 - 123*	*11/26/11 13:00*	*12/05/11 20:40*	*1*
4-Bromofluorobenzene (Surr)	*98*		*52 - 136*	*11/26/11 13:00*	*12/05/11 20:40*	*1*
Toluene-d8 (Surr)	*98*		*67 - 125*	*11/26/11 13:00*	*12/05/11 20:40*	*1*
Dibromofluoromethane (Surr)	*98*		*37 - 132*	*11/26/11 13:00*	*12/05/11 20:40*	*1*

Method: 8270C - Semivolatile Organic Compounds (GC/MS)

Analyte	Result	Qualifier	RL	MDL	Unit	D	Prepared	Analyzed	Dil Fac
1,1'-Biphenyl	55	U	55	30	ug/Kg	☼	11/29/11 08:46	12/02/11 20:15	1
2,2'-oxybis[1-chloropropane]	110	U	110	10	ug/Kg	☼	11/29/11 08:46	12/02/11 20:15	1
2,4,5-Trichlorophenol	160	U	160	27	ug/Kg	☼	11/29/11 08:46	12/02/11 20:15	1
2,4,6-Trichlorophenol	160	U	160	88	ug/Kg	☼	11/29/11 08:46	12/02/11 20:15	1
2,4-Dichlorophenol	160	U	160	22	ug/Kg	☼	11/29/11 08:46	12/02/11 20:15	1
2,4-Dimethylphenol	160	U	160	22	ug/Kg	☼	11/29/11 08:46	12/02/11 20:15	1
2,4-Dinitrophenol	360	U	360	88	ug/Kg	☼	11/29/11 08:46	12/02/11 20:15	1
2,4-Dinitrotoluene	220	U	220	30	ug/Kg	☼	11/29/11 08:46	12/02/11 20:15	1
2,6-Dinitrotoluene	220	U	220	23	ug/Kg	☼	11/29/11 08:46	12/02/11 20:15	1
2-Chloronaphthalene	55	U	55	3.6	ug/Kg	☼	11/29/11 08:46	12/02/11 20:15	1
2-Chlorophenol	55	U	55	30	ug/Kg	☼	11/29/11 08:46	12/02/11 20:15	1
2-Methylnaphthalene	7.3	U	7.3	3.6	ug/Kg	☼	11/29/11 08:46	12/02/11 20:15	1
2-Methylphenol	220	U	220	88	ug/Kg	☼	11/29/11 08:46	12/02/11 20:15	1
2-Nitroaniline	220	U	220	10	ug/Kg	☼	11/29/11 08:46	12/02/11 20:15	1
2-Nitrophenol	55	U	55	30	ug/Kg	☼	11/29/11 08:46	12/02/11 20:15	1
3,3'-Dichlorobenzidine	110	U	110	20	ug/Kg	☼	11/29/11 08:46	12/02/11 20:15	1
3-Nitroaniline	220	U	220	18	ug/Kg	☼	11/29/11 08:46	12/02/11 20:15	1
4,6-Dinitro-2-methylphenol	160	U	160	88	ug/Kg	☼	11/29/11 08:46	12/02/11 20:15	1
4-Bromophenyl phenyl ether	55	U	55	14	ug/Kg	☼	11/29/11 08:46	12/02/11 20:15	1
4-Chloro-3-methylphenol	160	U	160	23	ug/Kg	☼	11/29/11 08:46	12/02/11 20:15	1
4-Chloroaniline	160	U	160	19	ug/Kg	☼	11/29/11 08:46	12/02/11 20:15	1
4-Chlorophenyl phenyl ether	55	U	55	14	ug/Kg	☼	11/29/11 08:46	12/02/11 20:15	1
4-Nitroaniline	220	U	220	28	ug/Kg	☼	11/29/11 08:46	12/02/11 20:15	1
4-Nitrophenol	360	U	360	88	ug/Kg	☼	11/29/11 08:46	12/02/11 20:15	1
Acenaphthene	7.3	U	7.3	3.6	ug/Kg	☼	11/29/11 08:46	12/02/11 20:15	1
Acenaphthylene	7.3	U	7.3	3.6	ug/Kg	☼	11/29/11 08:46	12/02/11 20:15	1
Acetophenone	110	U	110	10	ug/Kg	☼	11/29/11 08:46	12/02/11 20:15	1
Anthracene	7.3	U	7.3	3.6	ug/Kg	☼	11/29/11 08:46	12/02/11 20:15	1
Atrazine	220	U	220	10	ug/Kg	☼	11/29/11 08:46	12/02/11 20:15	1
Benzaldehyde	110	U	110	13	ug/Kg	☼	11/29/11 08:46	12/02/11 20:15	1
Benzo[a]anthracene	7.3	U	7.3	3.6	ug/Kg	☼	11/29/11 08:46	12/02/11 20:15	1
Benzo[a]pyrene	7.3	U	7.3	3.6	ug/Kg	☼	11/29/11 08:46	12/02/11 20:15	1
Benzo[b]fluoranthene	7.3	U	7.3	3.6	ug/Kg	☼	11/29/11 08:46	12/02/11 20:15	1
Benzo[g,h,i]perylene	7.3	U	7.3	3.6	ug/Kg	☼	11/29/11 08:46	12/02/11 20:15	1
Benzo[k]fluoranthene	7.3	U	7.3	3.6	ug/Kg	☼	11/29/11 08:46	12/02/11 20:15	1
Bis(2-chloroethoxy)methane	110	U	110	24	ug/Kg	☼	11/29/11 08:46	12/02/11 20:15	1
Bis(2-chloroethyl)ether	110	U	110	2.2	ug/Kg	☼	11/29/11 08:46	12/02/11 20:15	1
Bis(2-ethylhexyl) phthalate	55	U	55	21	ug/Kg	☼	11/29/11 08:46	12/02/11 20:15	1
Butyl benzyl phthalate	55	U	55	11	ug/Kg	☼	11/29/11 08:46	12/02/11 20:15	1
Caprolactam	360	U	360	41	ug/Kg	☼	11/29/11 08:46	12/02/11 20:15	1
Carbazole	55	U	55	30	ug/Kg	☼	11/29/11 08:46	12/02/11 20:15	1
Chrysene	7.3	U	7.3	1.2	ug/Kg	☼	11/29/11 08:46	12/02/11 20:15	1
Dibenz(a,h)anthracene	7.3	U	7.3	3.6	ug/Kg	☼	11/29/11 08:46	12/02/11 20:15	1
Dibenzofuran	55	U	55	3.6	ug/Kg	☼	11/29/11 08:46	12/02/11 20:15	1

Client Sample ID: S-017324-112311-TP-090
Date Collected: 11/23/11 14:20
Date Received: 11/26/11 09:45

Lab Sample ID: 240-6291-15
Matrix: Solid
Percent Solids: 91.0

Method: 8270C - Semivolatile Organic Compounds (GC/MS) (Continued)

Analyte	Result	Qualifier	RL	MDL	Unit	D	Prepared	Analyzed	Dil Fac
Diethyl phthalate	55	U	55	18	ug/Kg	☼	11/29/11 08:46	12/02/11 20:15	1
Dimethyl phthalate	55	U	55	19	ug/Kg	☼	11/29/11 08:46	12/02/11 20:15	1
Di-n-butyl phthalate	55	U	55	16	ug/Kg	☼	11/29/11 08:46	12/02/11 20:15	1
Di-n-octyl phthalate	55	U	55	30	ug/Kg	☼	11/29/11 08:46	12/02/11 20:15	1
Fluoranthene	7.3	U	7.3	3.6	ug/Kg	☼	11/29/11 08:46	12/02/11 20:15	1
Fluorene	7.3	U	7.3	3.6	ug/Kg	☼	11/29/11 08:46	12/02/11 20:15	1
Hexachlorobenzene	7.3	U	7.3	2.3	ug/Kg	☼	11/29/11 08:46	12/02/11 20:15	1
Hexachlorobutadiene	55	U	55	30	ug/Kg	☼	11/29/11 08:46	12/02/11 20:15	1
Hexachlorocyclopentadiene	360	U	360	30	ug/Kg	☼	11/29/11 08:46	12/02/11 20:15	1
Hexachloroethane	55	U	55	9.9	ug/Kg	☼	11/29/11 08:46	12/02/11 20:15	1
Indeno[1,2,3-cd]pyrene	7.3	U	7.3	3.6	ug/Kg	☼	11/29/11 08:46	12/02/11 20:15	1
Isophorone	55	U	55	14	ug/Kg	☼	11/29/11 08:46	12/02/11 20:15	1
Naphthalene	7.3	U	7.3	3.6	ug/Kg	☼	11/29/11 08:46	12/02/11 20:15	1
Nitrobenzene	110	U	110	2.4	ug/Kg	☼	11/29/11 08:46	12/02/11 20:15	1
N-Nitrosodi-n-propylamine	55	U	55	30	ug/Kg	☼	11/29/11 08:46	12/02/11 20:15	1
N-Nitrosodiphenylamine	55	U	55	23	ug/Kg	☼	11/29/11 08:46	12/02/11 20:15	1
Pentachlorophenol	160	U	160	88	ug/Kg	☼	11/29/11 08:46	12/02/11 20:15	1
Phenol	55	U	55	30	ug/Kg	☼	11/29/11 08:46	12/02/11 20:15	1
Phenanthrene	7.3	U	7.3	3.6	ug/Kg	☼	11/29/11 08:46	12/02/11 20:15	1
Pyrene	7.3	U	7.3	3.6	ug/Kg	☼	11/29/11 08:46	12/02/11 20:15	1
3 & 4 Methylphenol	440	U	440	22	ug/Kg	☼	11/29/11 08:46	12/02/11 20:15	1

Surrogate	*%Recovery*	*Qualifier*	*Limits*	*Prepared*	*Analyzed*	*Dil Fac*
2-Fluorobiphenyl (Surr)	*50*		*34 - 110*	*11/29/11 08:46*	*12/02/11 20:15*	*1*
2-Fluorophenol (Surr)	*60*		*26 - 110*	*11/29/11 08:46*	*12/02/11 20:15*	*1*
2,4,6-Tribromophenol (Surr)	*39*		*10 - 118*	*11/29/11 08:46*	*12/02/11 20:15*	*1*
Nitrobenzene-d5 (Surr)	*52*		*24 - 112*	*11/29/11 08:46*	*12/02/11 20:15*	*1*
Phenol-d5 (Surr)	*58*		*28 - 110*	*11/29/11 08:46*	*12/02/11 20:15*	*1*
Terphenyl-d14 (Surr)	*62*		*41 - 119*	*11/29/11 08:46*	*12/02/11 20:15*	*1*

Method: 8082 - Polychlorinated Biphenyls (PCBs) by Gas Chromatography

Analyte	Result	Qualifier	RL	MDL	Unit	D	Prepared	Analyzed	Dil Fac
Aroclor-1016	36	U	36	23	ug/Kg	☼	11/30/11 10:04	12/02/11 15:21	1
Aroclor-1221	36	U	36	18	ug/Kg	☼	11/30/11 10:04	12/02/11 15:21	1
Aroclor-1232	36	U	36	15	ug/Kg	☼	11/30/11 10:04	12/02/11 15:21	1
Aroclor-1242	36	U	36	14	ug/Kg	☼	11/30/11 10:04	12/02/11 15:21	1
Aroclor-1248	36	U	36	19	ug/Kg	☼	11/30/11 10:04	12/02/11 15:21	1
Aroclor-1254	36	U	36	19	ug/Kg	☼	11/30/11 10:04	12/02/11 15:21	1
Aroclor-1260	36	U	36	19	ug/Kg	☼	11/30/11 10:04	12/02/11 15:21	1

Surrogate	*%Recovery*	*Qualifier*	*Limits*	*Prepared*	*Analyzed*	*Dil Fac*
Tetrachloro-m-xylene	*63*		*29 - 151*	*11/30/11 10:04*	*12/02/11 15:21*	*1*
DCB Decachlorobiphenyl	*62*		*14 - 163*	*11/30/11 10:04*	*12/02/11 15:21*	*1*

Method: 6010B - Metals (ICP)

Analyte	Result	Qualifier	RL	MDL	Unit	D	Prepared	Analyzed	Dil Fac
Aluminum	**4300**		21	10	mg/Kg	☼	11/30/11 10:52	12/01/11 11:27	1
Antimony	1.1	U	1.1	0.41	mg/Kg	☼	11/30/11 10:52	12/01/11 11:27	1
Barium	**37**	**B**	21	0.075	mg/Kg	☼	11/30/11 10:52	12/01/11 11:27	1
Beryllium	**0.26**	**J**	0.53	0.045	mg/Kg	☼	11/30/11 10:52	12/01/11 11:27	1
Calcium	**120000**	**B**	2600	85	mg/Kg	☼	11/30/11 10:52	12/02/11 11:43	5

Client: Conestoga-Rovers & Associates, Inc.
Project/Site: 17324-T07, RACER Former MTM

TestAmerica Job ID: 240-6291-1

Client Sample ID: S-017324-112311-TP-090
Date Collected: 11/23/11 14:20
Date Received: 11/26/11 09:45

Lab Sample ID: 240-6291-15
Matrix: Solid
Percent Solids: 91.0

Method: 6010B - Metals (ICP) (Continued)

Analyte	Result	Qualifier	RL	MDL	Unit	D	Prepared	Analyzed	Dil Fac
Cadmium	0.17	J	0.21	0.038	mg/Kg	☼	11/30/11 10:52	12/01/11 11:27	1
Cobalt	5.3		5.3	0.17	mg/Kg	☼	11/30/11 10:52	12/01/11 11:27	1
Chromium	7.7		0.53	0.21	mg/Kg	☼	11/30/11 10:52	12/01/11 11:27	1
Copper	12		2.6	0.78	mg/Kg	☼	11/30/11 10:52	12/01/11 11:27	1
Iron	10000		11	5.2	mg/Kg	☼	11/30/11 10:52	12/01/11 11:27	1
Potassium	970	B	530	6.5	mg/Kg	☼	11/30/11 10:52	12/01/11 11:27	1
Magnesium	54000	B	530	5.4	mg/Kg	☼	11/30/11 10:52	12/01/11 11:27	1
Manganese	310	B	1.6	0.078	mg/Kg	☼	11/30/11 10:52	12/01/11 11:27	1
Silver	0.53	U	0.53	0.11	mg/Kg	☼	11/30/11 10:52	12/01/11 11:27	1
Sodium	110	J	530	70	mg/Kg	☼	11/30/11 10:52	12/01/11 11:27	1
Nickel	15		4.2	0.29	mg/Kg	☼	11/30/11 10:52	12/01/11 11:27	1
Vanadium	12		5.3	0.13	mg/Kg	☼	11/30/11 10:52	12/01/11 11:27	1
Zinc	33		2.1	1.1	mg/Kg	☼	11/30/11 10:52	12/01/11 11:27	1
Arsenic	5.2		1.1	0.32	mg/Kg	☼	11/30/11 10:52	12/01/11 11:27	1
Lead	5.4		0.32	0.20	mg/Kg	☼	11/30/11 10:52	12/01/11 11:27	1
Selenium	0.53	U	0.53	0.48	mg/Kg	☼	11/30/11 10:52	12/01/11 11:27	1
Thallium	1.1	U	1.1	0.58	mg/Kg	☼	11/30/11 10:52	12/01/11 11:27	1

Method: 7471A - Mercury (CVAA)

Analyte	Result	Qualifier	RL	MDL	Unit	D	Prepared	Analyzed	Dil Fac
Mercury	0.017	J	0.089	0.013	mg/Kg	☼	11/30/11 14:20	11/30/11 15:59	1

Client: Conestoga-Rovers & Associates, Inc.
Project/Site: 17324-T07, RACER Former MTM

TestAmerica Job ID: 240-6291-1

Client Sample ID: S-017324-112311-TP-091
Date Collected: 11/23/11 14:45
Date Received: 11/26/11 09:45

Lab Sample ID: 240-6291-16
Matrix: Solid
Percent Solids: 85.1

Method: 8260B - Volatile Organic Compounds (GC/MS)

Analyte	Result	Qualifier	RL	MDL	Unit	D	Prepared	Analyzed	Dil Fac
Acetone	11	U H	11	3.3	ug/Kg	☼	11/26/11 13:00	12/05/11 21:05	1
Benzene	**0.12**	**J H**	2.6	0.12	ug/Kg	☼	11/26/11 13:00	12/05/11 21:05	1
Dichlorobromomethane	2.6	U H	2.6	0.15	ug/Kg	☼	11/26/11 13:00	12/05/11 21:05	1
Bromoform	2.6	U H	2.6	0.17	ug/Kg	☼	11/26/11 13:00	12/05/11 21:05	1
Bromomethane	2.6	U H	2.6	0.29	ug/Kg	☼	11/26/11 13:00	12/05/11 21:05	1
2-Butanone (MEK)	11	U H	11	0.74	ug/Kg	☼	11/26/11 13:00	12/05/11 21:05	1
Carbon disulfide	2.6	U H	2.6	0.23	ug/Kg	☼	11/26/11 13:00	12/05/11 21:05	1
Carbon tetrachloride	2.6	U H	2.6	0.20	ug/Kg	☼	11/26/11 13:00	12/05/11 21:05	1
Chlorobenzene	2.6	U H	2.6	0.17	ug/Kg	☼	11/26/11 13:00	12/05/11 21:05	1
Chloroethane	2.6	U H	2.6	0.45	ug/Kg	☼	11/26/11 13:00	12/05/11 21:05	1
Chloroform	2.6	U H	2.6	0.15	ug/Kg	☼	11/26/11 13:00	12/05/11 21:05	1
Chloromethane	2.6	U H	2.6	0.22	ug/Kg	☼	11/26/11 13:00	12/05/11 21:05	1
1,1-Dichloroethane	2.6	U H	2.6	0.19	ug/Kg	☼	11/26/11 13:00	12/05/11 21:05	1
1,2-Dichloroethane	**1.8**	**J H**	2.6	0.18	ug/Kg	☼	11/26/11 13:00	12/05/11 21:05	1
1,1-Dichloroethene	2.6	U H	2.6	0.27	ug/Kg	☼	11/26/11 13:00	12/05/11 21:05	1
1,2-Dichloropropane	2.6	U H	2.6	0.36	ug/Kg	☼	11/26/11 13:00	12/05/11 21:05	1
cis-1,3-Dichloropropene	2.6	U H	2.6	0.18	ug/Kg	☼	11/26/11 13:00	12/05/11 21:05	1
trans-1,3-Dichloropropene	2.6	U H	2.6	0.29	ug/Kg	☼	11/26/11 13:00	12/05/11 21:05	1
Ethylbenzene	2.6	U H	2.6	0.14	ug/Kg	☼	11/26/11 13:00	12/05/11 21:05	1
2-Hexanone	11	U H	11	0.33	ug/Kg	☼	11/26/11 13:00	12/05/11 21:05	1
Methylene Chloride	2.6	U H	2.6	0.35	ug/Kg	☼	11/26/11 13:00	12/05/11 21:05	1
4-Methyl-2-pentanone (MIBK)	11	U H	11	0.29	ug/Kg	☼	11/26/11 13:00	12/05/11 21:05	1
Styrene	2.6	U H	2.6	0.079	ug/Kg	☼	11/26/11 13:00	12/05/11 21:05	1
1,1,2,2-Tetrachloroethane	2.6	U H	2.6	0.18	ug/Kg	☼	11/26/11 13:00	12/05/11 21:05	1
Tetrachloroethene	2.6	U H	2.6	0.27	ug/Kg	☼	11/26/11 13:00	12/05/11 21:05	1
Toluene	**0.55**	**J H**	2.6	0.14	ug/Kg	☼	11/26/11 13:00	12/05/11 21:05	1
Trichloroethene	2.6	U H	2.6	0.22	ug/Kg	☼	11/26/11 13:00	12/05/11 21:05	1
Vinyl chloride	2.6	U H	2.6	0.21	ug/Kg	☼	11/26/11 13:00	12/05/11 21:05	1
Xylenes, Total	5.3	U H	5.3	0.35	ug/Kg	☼	11/26/11 13:00	12/05/11 21:05	1
1,1,1-Trichloroethane	2.6	U H	2.6	0.30	ug/Kg	☼	11/26/11 13:00	12/05/11 21:05	1
1,1,2-Trichloroethane	2.6	U H	2.6	0.21	ug/Kg	☼	11/26/11 13:00	12/05/11 21:05	1
Cyclohexane	5.3	U H	5.3	0.17	ug/Kg	☼	11/26/11 13:00	12/05/11 21:05	1
1,2-Dibromo-3-Chloropropane	5.3	U H	5.3	0.69	ug/Kg	☼	11/26/11 13:00	12/05/11 21:05	1
Ethylene Dibromide	2.6	U H	2.6	0.26	ug/Kg	☼	11/26/11 13:00	12/05/11 21:05	1
Dichlorodifluoromethane	2.6	U H	2.6	0.26	ug/Kg	☼	11/26/11 13:00	12/05/11 21:05	1
cis-1,2-Dichloroethene	2.6	U H	2.6	0.19	ug/Kg	☼	11/26/11 13:00	12/05/11 21:05	1
trans-1,2-Dichloroethene	2.6	U H	2.6	0.22	ug/Kg	☼	11/26/11 13:00	12/05/11 21:05	1
Isopropylbenzene	2.6	U H	2.6	0.085	ug/Kg	☼	11/26/11 13:00	12/05/11 21:05	1
Methyl acetate	**2.7**	**J H**	5.3	0.74	ug/Kg	☼	11/26/11 13:00	12/05/11 21:05	1
Methyl tert-butyl ether	11	U H	11	0.23	ug/Kg	☼	11/26/11 13:00	12/05/11 21:05	1
1,1,2-Trichloro-1,2,2-trifluoroethane	2.6	U H	2.6	0.69	ug/Kg	☼	11/26/11 13:00	12/05/11 21:05	1
1,2,4-Trichlorobenzene	2.6	U H	2.6	0.14	ug/Kg	☼	11/26/11 13:00	12/05/11 21:05	1
1,2-Dichlorobenzene	2.6	U H	2.6	0.19	ug/Kg	☼	11/26/11 13:00	12/05/11 21:05	1
1,3-Dichlorobenzene	2.6	U H	2.6	0.19	ug/Kg	☼	11/26/11 13:00	12/05/11 21:05	1
1,4-Dichlorobenzene	2.6	U H	2.6	0.35	ug/Kg	☼	11/26/11 13:00	12/05/11 21:05	1
Trichlorofluoromethane	**1.3**	**J H**	2.6	0.18	ug/Kg	☼	11/26/11 13:00	12/05/11 21:05	1
Chlorodibromomethane	2.6	U H	2.6	0.29	ug/Kg	☼	11/26/11 13:00	12/05/11 21:05	1
Methylcyclohexane	5.3	U H	5.3	0.16	ug/Kg	☼	11/26/11 13:00	12/05/11 21:05	1

Client: Conestoga-Rovers & Associates, Inc.
Project/Site: 17324-T07, RACER Former MTM

TestAmerica Job ID: 240-6291-1

Client Sample ID: S-017324-112311-TP-091
Date Collected: 11/23/11 14:45
Date Received: 11/26/11 09:45

Lab Sample ID: 240-6291-16
Matrix: Solid
Percent Solids: 85.1

Surrogate	%Recovery	Qualifier	Limits	Prepared	Analyzed	Dil Fac
1,2-Dichloroethane-d4 (Surr)	*104*		*58 - 123*	*11/26/11 13:00*	*12/05/11 21:05*	*1*
4-Bromofluorobenzene (Surr)	*94*		*52 - 136*	*11/26/11 13:00*	*12/05/11 21:05*	*1*
Toluene-d8 (Surr)	*97*		*67 - 125*	*11/26/11 13:00*	*12/05/11 21:05*	*1*
Dibromofluoromethane (Surr)	*101*		*37 - 132*	*11/26/11 13:00*	*12/05/11 21:05*	*1*

Method: 8270C - Semivolatile Organic Compounds (GC/MS)

Analyte	Result	Qualifier	RL	MDL	Unit	D	Prepared	Analyzed	Dil Fac
1,1'-Biphenyl	590	U	590	320	ug/Kg	☼	11/29/11 08:46	12/01/11 19:44	10
2,2'-oxybis[1-chloropropane]	1200	U	1200	110	ug/Kg	☼	11/29/11 08:46	12/01/11 19:44	10
2,4,5-Trichlorophenol	1800	U	1800	290	ug/Kg	☼	11/29/11 08:46	12/01/11 19:44	10
2,4,6-Trichlorophenol	1800	U	1800	940	ug/Kg	☼	11/29/11 08:46	12/01/11 19:44	10
2,4-Dichlorophenol	1800	U	1800	230	ug/Kg	☼	11/29/11 08:46	12/01/11 19:44	10
2,4-Dimethylphenol	1800	U	1800	230	ug/Kg	☼	11/29/11 08:46	12/01/11 19:44	10
2,4-Dinitrophenol	3900	U	3900	940	ug/Kg	☼	11/29/11 08:46	12/01/11 19:44	10
2,4-Dinitrotoluene	2300	U	2300	320	ug/Kg	☼	11/29/11 08:46	12/01/11 19:44	10
2,6-Dinitrotoluene	2300	U	2300	250	ug/Kg	☼	11/29/11 08:46	12/01/11 19:44	10
2-Chloronaphthalene	590	U	590	39	ug/Kg	☼	11/29/11 08:46	12/01/11 19:44	10
2-Chlorophenol	590	U	590	320	ug/Kg	☼	11/29/11 08:46	12/01/11 19:44	10
2-Methylnaphthalene	78	U	78	39	ug/Kg	☼	11/29/11 08:46	12/01/11 19:44	10
2-Methylphenol	2300	U	2300	940	ug/Kg	☼	11/29/11 08:46	12/01/11 19:44	10
2-Nitroaniline	2300	U	2300	110	ug/Kg	☼	11/29/11 08:46	12/01/11 19:44	10
2-Nitrophenol	590	U	590	320	ug/Kg	☼	11/29/11 08:46	12/01/11 19:44	10
3,3'-Dichlorobenzidine	1200	U	1200	210	ug/Kg	☼	11/29/11 08:46	12/01/11 19:44	10
3-Nitroaniline	2300	U	2300	190	ug/Kg	☼	11/29/11 08:46	12/01/11 19:44	10
4,6-Dinitro-2-methylphenol	1800	U	1800	940	ug/Kg	☼	11/29/11 08:46	12/01/11 19:44	10
4-Bromophenyl phenyl ether	590	U	590	150	ug/Kg	☼	11/29/11 08:46	12/01/11 19:44	10
4-Chloro-3-methylphenol	1800	U	1800	250	ug/Kg	☼	11/29/11 08:46	12/01/11 19:44	10
4-Chloroaniline	1800	U	1800	200	ug/Kg	☼	11/29/11 08:46	12/01/11 19:44	10
4-Chlorophenyl phenyl ether	590	U	590	150	ug/Kg	☼	11/29/11 08:46	12/01/11 19:44	10
4-Nitroaniline	2300	U	2300	300	ug/Kg	☼	11/29/11 08:46	12/01/11 19:44	10
4-Nitrophenol	3900	U	3900	940	ug/Kg	☼	11/29/11 08:46	12/01/11 19:44	10
Acenaphthene	78	U	78	39	ug/Kg	☼	11/29/11 08:46	12/01/11 19:44	10
Acenaphthylene	**92**		78	39	ug/Kg	☼	11/29/11 08:46	12/01/11 19:44	10
Acetophenone	1200	U	1200	110	ug/Kg	☼	11/29/11 08:46	12/01/11 19:44	10
Anthracene	**63**	**J**	78	39	ug/Kg	☼	11/29/11 08:46	12/01/11 19:44	10
Atrazine	2300	U	2300	110	ug/Kg	☼	11/29/11 08:46	12/01/11 19:44	10
Benzaldehyde	1200	U	1200	140	ug/Kg	☼	11/29/11 08:46	12/01/11 19:44	10
Benzo[a]anthracene	**76**	**J**	78	39	ug/Kg	☼	11/29/11 08:46	12/01/11 19:44	10
Benzo[a]pyrene	**96**		78	39	ug/Kg	☼	11/29/11 08:46	12/01/11 19:44	10
Benzo[b]fluoranthene	**140**		78	39	ug/Kg	☼	11/29/11 08:46	12/01/11 19:44	10
Benzo[g,h,i]perylene	**180**		78	39	ug/Kg	☼	11/29/11 08:46	12/01/11 19:44	10
Benzo[k]fluoranthene	**75**	**J**	78	39	ug/Kg	☼	11/29/11 08:46	12/01/11 19:44	10
Bis(2-chloroethoxy)methane	1200	U	1200	260	ug/Kg	☼	11/29/11 08:46	12/01/11 19:44	10
Bis(2-chloroethyl)ether	1200	U	1200	23	ug/Kg	☼	11/29/11 08:46	12/01/11 19:44	10
Bis(2-ethylhexyl) phthalate	590	U	590	220	ug/Kg	☼	11/29/11 08:46	12/01/11 19:44	10
Butyl benzyl phthalate	590	U	590	120	ug/Kg	☼	11/29/11 08:46	12/01/11 19:44	10
Caprolactam	3900	U	3900	430	ug/Kg	☼	11/29/11 08:46	12/01/11 19:44	10
Carbazole	590	U	590	320	ug/Kg	☼	11/29/11 08:46	12/01/11 19:44	10
Chrysene	**120**		78	13	ug/Kg	☼	11/29/11 08:46	12/01/11 19:44	10
Dibenz(a,h)anthracene	78	U	78	39	ug/Kg	☼	11/29/11 08:46	12/01/11 19:44	10
Dibenzofuran	590	U	590	39	ug/Kg	☼	11/29/11 08:46	12/01/11 19:44	10

Client Sample ID: S-017324-112311-TP-091
Date Collected: 11/23/11 14:45
Date Received: 11/26/11 09:45

Lab Sample ID: 240-6291-16
Matrix: Solid
Percent Solids: 85.1

Method: 8270C - Semivolatile Organic Compounds (GC/MS) (Continued)

Analyte	Result	Qualifier	RL	MDL	Unit	D	Prepared	Analyzed	Dil Fac
Diethyl phthalate	590	U	590	190	ug/Kg	☼	11/29/11 08:46	12/01/11 19:44	10
Dimethyl phthalate	590	U	590	200	ug/Kg	☼	11/29/11 08:46	12/01/11 19:44	10
Di-n-butyl phthalate	590	U	590	180	ug/Kg	☼	11/29/11 08:46	12/01/11 19:44	10
Di-n-octyl phthalate	590	U	590	320	ug/Kg	☼	11/29/11 08:46	12/01/11 19:44	10
Fluoranthene	**160**		78	39	ug/Kg	☼	11/29/11 08:46	12/01/11 19:44	10
Fluorene	78	U	78	39	ug/Kg	☼	11/29/11 08:46	12/01/11 19:44	10
Hexachlorobenzene	78	U	78	25	ug/Kg	☼	11/29/11 08:46	12/01/11 19:44	10
Hexachlorobutadiene	590	U	590	320	ug/Kg	☼	11/29/11 08:46	12/01/11 19:44	10
Hexachlorocyclopentadiene	3900	U	3900	320	ug/Kg	☼	11/29/11 08:46	12/01/11 19:44	10
Hexachloroethane	590	U	590	110	ug/Kg	☼	11/29/11 08:46	12/01/11 19:44	10
Indeno[1,2,3-cd]pyrene	**220**		78	39	ug/Kg	☼	11/29/11 08:46	12/01/11 19:44	10
Isophorone	590	U	590	150	ug/Kg	☼	11/29/11 08:46	12/01/11 19:44	10
Naphthalene	78	U	78	39	ug/Kg	☼	11/29/11 08:46	12/01/11 19:44	10
Nitrobenzene	1200	U	1200	26	ug/Kg	☼	11/29/11 08:46	12/01/11 19:44	10
N-Nitrosodi-n-propylamine	590	U	590	320	ug/Kg	☼	11/29/11 08:46	12/01/11 19:44	10
N-Nitrosodiphenylamine	590	U	590	250	ug/Kg	☼	11/29/11 08:46	12/01/11 19:44	10
Pentachlorophenol	1800	U	1800	940	ug/Kg	☼	11/29/11 08:46	12/01/11 19:44	10
Phenol	590	U	590	320	ug/Kg	☼	11/29/11 08:46	12/01/11 19:44	10
Phenanthrene	**98**		78	39	ug/Kg	☼	11/29/11 08:46	12/01/11 19:44	10
Pyrene	**140**		78	39	ug/Kg	☼	11/29/11 08:46	12/01/11 19:44	10
3 & 4 Methylphenol	4700	U	4700	230	ug/Kg	☼	11/29/11 08:46	12/01/11 19:44	10

Surrogate	*%Recovery*	*Qualifier*	*Limits*	*Prepared*	*Analyzed*	*Dil Fac*
2-Fluorobiphenyl (Surr)	*51*		*34 - 110*	*11/29/11 08:46*	*12/01/11 19:44*	*10*
2-Fluorophenol (Surr)	*47*		*26 - 110*	*11/29/11 08:46*	*12/01/11 19:44*	*10*
2,4,6-Tribromophenol (Surr)	*0*	*X*	*10 - 118*	*11/29/11 08:46*	*12/01/11 19:44*	*10*
Nitrobenzene-d5 (Surr)	*32*		*24 - 112*	*11/29/11 08:46*	*12/01/11 19:44*	*10*
Phenol-d5 (Surr)	*31*		*28 - 110*	*11/29/11 08:46*	*12/01/11 19:44*	*10*
Terphenyl-d14 (Surr)	*69*		*41 - 119*	*11/29/11 08:46*	*12/01/11 19:44*	*10*

Method: 8082 - Polychlorinated Biphenyls (PCBs) by Gas Chromatography

Analyte	Result	Qualifier	RL	MDL	Unit	D	Prepared	Analyzed	Dil Fac
Aroclor-1016	39	U	39	25	ug/Kg	☼	11/30/11 10:04	12/02/11 15:34	1
Aroclor-1221	39	U	39	19	ug/Kg	☼	11/30/11 10:04	12/02/11 15:34	1
Aroclor-1232	39	U	39	16	ug/Kg	☼	11/30/11 10:04	12/02/11 15:34	1
Aroclor-1242	39	U	39	15	ug/Kg	☼	11/30/11 10:04	12/02/11 15:34	1
Aroclor-1248	39	U	39	20	ug/Kg	☼	11/30/11 10:04	12/02/11 15:34	1
Aroclor-1254	39	U	39	20	ug/Kg	☼	11/30/11 10:04	12/02/11 15:34	1
Aroclor-1260	**43**		39	20	ug/Kg	☼	11/30/11 10:04	12/02/11 15:34	1

Surrogate	*%Recovery*	*Qualifier*	*Limits*	*Prepared*	*Analyzed*	*Dil Fac*
Tetrachloro-m-xylene	*63*		*29 - 151*	*11/30/11 10:04*	*12/02/11 15:34*	*1*
DCB Decachlorobiphenyl	*96*		*14 - 163*	*11/30/11 10:04*	*12/02/11 15:34*	*1*

Method: 6010B - Metals (ICP)

Analyte	Result	Qualifier	RL	MDL	Unit	D	Prepared	Analyzed	Dil Fac
Aluminum	**8200**		24	11	mg/Kg	☼	11/30/11 10:52	12/01/11 11:33	1
Antimony	1.2	U	1.2	0.46	mg/Kg	☼	11/30/11 10:52	12/01/11 11:33	1
Barium	**320**	**B**	24	0.083	mg/Kg	☼	11/30/11 10:52	12/01/11 11:33	1
Beryllium	**0.73**		0.59	0.051	mg/Kg	☼	11/30/11 10:52	12/01/11 11:33	1
Calcium	**44000**	**B**	590	19	mg/Kg	☼	11/30/11 10:52	12/01/11 11:33	1

Client: Conestoga-Rovers & Associates, Inc.
Project/Site: 17324-T07, RACER Former MTM

TestAmerica Job ID: 240-6291-1

Client Sample ID: S-017324-112311-TP-091
Date Collected: 11/23/11 14:45
Date Received: 11/26/11 09:45

Lab Sample ID: 240-6291-16
Matrix: Solid
Percent Solids: 85.1

Method: 6010B - Metals (ICP) (Continued)

Analyte	Result	Qualifier	RL	MDL	Unit	D	Prepared	Analyzed	Dil Fac
Cadmium	0.46		0.24	0.042	mg/Kg	☼	11/30/11 10:52	12/01/11 11:33	1
Cobalt	7.1		5.9	0.19	mg/Kg	☼	11/30/11 10:52	12/01/11 11:33	1
Chromium	15		0.59	0.24	mg/Kg	☼	11/30/11 10:52	12/01/11 11:33	1
Copper	34		2.9	0.87	mg/Kg	☼	11/30/11 10:52	12/01/11 11:33	1
Iron	20000		12	5.8	mg/Kg	☼	11/30/11 10:52	12/01/11 11:33	1
Potassium	940	B	590	7.3	mg/Kg	☼	11/30/11 10:52	12/01/11 11:33	1
Magnesium	21000	B	590	6.0	mg/Kg	☼	11/30/11 10:52	12/01/11 11:33	1
Manganese	510	B	1.8	0.087	mg/Kg	☼	11/30/11 10:52	12/01/11 11:33	1
Silver	0.59	U	0.59	0.12	mg/Kg	☼	11/30/11 10:52	12/01/11 11:33	1
Sodium	160	J	590	78	mg/Kg	☼	11/30/11 10:52	12/01/11 11:33	1
Nickel	24		4.7	0.32	mg/Kg	☼	11/30/11 10:52	12/01/11 11:33	1
Vanadium	22		5.9	0.14	mg/Kg	☼	11/30/11 10:52	12/01/11 11:33	1
Zinc	220		2.4	1.2	mg/Kg	☼	11/30/11 10:52	12/01/11 11:33	1
Arsenic	9.1		1.2	0.35	mg/Kg	☼	11/30/11 10:52	12/01/11 11:33	1
Lead	260		0.35	0.22	mg/Kg	☼	11/30/11 10:52	12/01/11 11:33	1
Selenium	0.59	U	0.59	0.53	mg/Kg	☼	11/30/11 10:52	12/01/11 11:33	1
Thallium	1.2	U	1.2	0.65	mg/Kg	☼	11/30/11 10:52	12/01/11 11:33	1

Method: 7471A - Mercury (CVAA)

Analyte	Result	Qualifier	RL	MDL	Unit	D	Prepared	Analyzed	Dil Fac
Mercury	0.14		0.11	0.016	mg/Kg	☼	11/30/11 14:20	11/30/11 16:00	1

Client: Conestoga-Rovers & Associates, Inc.
Project/Site: 17324-T07, RACER Former MTM

TestAmerica Job ID: 240-6291-1

Client Sample ID: S-017324-112311-TP-092
Date Collected: 11/23/11 14:55
Date Received: 11/26/11 09:45

Lab Sample ID: 240-6291-17
Matrix: Solid
Percent Solids: 89.2

Method: 8260B - Volatile Organic Compounds (GC/MS)

Analyte	Result	Qualifier	RL	MDL	Unit	D	Prepared	Analyzed	Dil Fac
Acetone	7.4	U H	7.4	2.3	ug/Kg	☼	11/26/11 13:00	12/05/11 21:48	1
Benzene	1.9	U H	1.9	0.085	ug/Kg	☼	11/26/11 13:00	12/05/11 21:48	1
Dichlorobromomethane	1.9	U H	1.9	0.10	ug/Kg	☼	11/26/11 13:00	12/05/11 21:48	1
Bromoform	1.9	U H	1.9	0.12	ug/Kg	☼	11/26/11 13:00	12/05/11 21:48	1
Bromomethane	1.9	U H	1.9	0.20	ug/Kg	☼	11/26/11 13:00	12/05/11 21:48	1
2-Butanone (MEK)	7.4	U H	7.4	0.52	ug/Kg	☼	11/26/11 13:00	12/05/11 21:48	1
Carbon disulfide	1.9	U H	1.9	0.16	ug/Kg	☼	11/26/11 13:00	12/05/11 21:48	1
Carbon tetrachloride	1.9	U H	1.9	0.14	ug/Kg	☼	11/26/11 13:00	12/05/11 21:48	1
Chlorobenzene	1.9	U H	1.9	0.12	ug/Kg	☼	11/26/11 13:00	12/05/11 21:48	1
Chloroethane	1.9	U H	1.9	0.32	ug/Kg	☼	11/26/11 13:00	12/05/11 21:48	1
Chloroform	1.9	U H	1.9	0.11	ug/Kg	☼	11/26/11 13:00	12/05/11 21:48	1
Chloromethane	1.9	U H	1.9	0.15	ug/Kg	☼	11/26/11 13:00	12/05/11 21:48	1
1,1-Dichloroethane	**0.20**	**J H**	1.9	0.13	ug/Kg	☼	11/26/11 13:00	12/05/11 21:48	1
1,2-Dichloroethane	**1.1**	**J H**	1.9	0.13	ug/Kg	☼	11/26/11 13:00	12/05/11 21:48	1
1,1-Dichloroethene	1.9	U H	1.9	0.19	ug/Kg	☼	11/26/11 13:00	12/05/11 21:48	1
1,2-Dichloropropane	1.9	U H	1.9	0.26	ug/Kg	☼	11/26/11 13:00	12/05/11 21:48	1
cis-1,3-Dichloropropene	1.9	U H	1.9	0.13	ug/Kg	☼	11/26/11 13:00	12/05/11 21:48	1
trans-1,3-Dichloropropene	1.9	U H	1.9	0.20	ug/Kg	☼	11/26/11 13:00	12/05/11 21:48	1
Ethylbenzene	1.9	U H	1.9	0.096	ug/Kg	☼	11/26/11 13:00	12/05/11 21:48	1
2-Hexanone	7.4	U H	7.4	0.23	ug/Kg	☼	11/26/11 13:00	12/05/11 21:48	1
Methylene Chloride	1.9	U H	1.9	0.25	ug/Kg	☼	11/26/11 13:00	12/05/11 21:48	1
4-Methyl-2-pentanone (MIBK)	7.4	U H	7.4	0.20	ug/Kg	☼	11/26/11 13:00	12/05/11 21:48	1
Styrene	1.9	U H	1.9	0.056	ug/Kg	☼	11/26/11 13:00	12/05/11 21:48	1
1,1,2,2-Tetrachloroethane	1.9	U H	1.9	0.13	ug/Kg	☼	11/26/11 13:00	12/05/11 21:48	1
Tetrachloroethene	1.9	U H	1.9	0.19	ug/Kg	☼	11/26/11 13:00	12/05/11 21:48	1
Toluene	**0.32**	**J H**	1.9	0.10	ug/Kg	☼	11/26/11 13:00	12/05/11 21:48	1
Trichloroethene	**13**	**H**	1.9	0.16	ug/Kg	☼	11/26/11 13:00	12/05/11 21:48	1
Vinyl chloride	1.9	U H	1.9	0.14	ug/Kg	☼	11/26/11 13:00	12/05/11 21:48	1
Xylenes, Total	3.7	U H	3.7	0.25	ug/Kg	☼	11/26/11 13:00	12/05/11 21:48	1
1,1,1-Trichloroethane	1.9	U H	1.9	0.21	ug/Kg	☼	11/26/11 13:00	12/05/11 21:48	1
1,1,2-Trichloroethane	1.9	U H	1.9	0.14	ug/Kg	☼	11/26/11 13:00	12/05/11 21:48	1
Cyclohexane	3.7	U H	3.7	0.12	ug/Kg	☼	11/26/11 13:00	12/05/11 21:48	1
1,2-Dibromo-3-Chloropropane	3.7	U H	3.7	0.48	ug/Kg	☼	11/26/11 13:00	12/05/11 21:48	1
Ethylene Dibromide	1.9	U H	1.9	0.19	ug/Kg	☼	11/26/11 13:00	12/05/11 21:48	1
Dichlorodifluoromethane	1.9	U H	1.9	0.19	ug/Kg	☼	11/26/11 13:00	12/05/11 21:48	1
cis-1,2-Dichloroethene	**4.0**	**H**	1.9	0.13	ug/Kg	☼	11/26/11 13:00	12/05/11 21:48	1
trans-1,2-Dichloroethene	**0.73**	**J H**	1.9	0.15	ug/Kg	☼	11/26/11 13:00	12/05/11 21:48	1
Isopropylbenzene	1.9	U H	1.9	0.059	ug/Kg	☼	11/26/11 13:00	12/05/11 21:48	1
Methyl acetate	3.7	U H	3.7	0.52	ug/Kg	☼	11/26/11 13:00	12/05/11 21:48	1
Methyl tert-butyl ether	7.4	U H	7.4	0.16	ug/Kg	☼	11/26/11 13:00	12/05/11 21:48	1
1,1,2-Trichloro-1,2,2-trifluoroethane	1.9	U H	1.9	0.48	ug/Kg	☼	11/26/11 13:00	12/05/11 21:48	1
1,2,4-Trichlorobenzene	1.9	U H	1.9	0.10	ug/Kg	☼	11/26/11 13:00	12/05/11 21:48	1
1,2-Dichlorobenzene	1.9	U H	1.9	0.13	ug/Kg	☼	11/26/11 13:00	12/05/11 21:48	1
1,3-Dichlorobenzene	1.9	U H	1.9	0.13	ug/Kg	☼	11/26/11 13:00	12/05/11 21:48	1
1,4-Dichlorobenzene	1.9	U H	1.9	0.24	ug/Kg	☼	11/26/11 13:00	12/05/11 21:48	1
Trichlorofluoromethane	1.9	U H	1.9	0.13	ug/Kg	☼	11/26/11 13:00	12/05/11 21:48	1
Chlorodibromomethane	1.9	U H	1.9	0.20	ug/Kg	☼	11/26/11 13:00	12/05/11 21:48	1
Methylcyclohexane	3.7	U H	3.7	0.11	ug/Kg	☼	11/26/11 13:00	12/05/11 21:48	1

Client: Conestoga-Rovers & Associates, Inc.
Project/Site: 17324-T07, RACER Former MTM

TestAmerica Job ID: 240-6291-1

Client Sample ID: S-017324-112311-TP-092
Date Collected: 11/23/11 14:55
Date Received: 11/26/11 09:45

Lab Sample ID: 240-6291-17
Matrix: Solid
Percent Solids: 89.2

Surrogate	*%Recovery*	*Qualifier*	*Limits*	*Prepared*	*Analyzed*	*Dil Fac*
1,2-Dichloroethane-d4 (Surr)	*107*		*58 - 123*	*11/26/11 13:00*	*12/05/11 21:48*	*1*
4-Bromofluorobenzene (Surr)	*107*		*52 - 136*	*11/26/11 13:00*	*12/05/11 21:48*	*1*
Toluene-d8 (Surr)	*106*		*67 - 125*	*11/26/11 13:00*	*12/05/11 21:48*	*1*
Dibromofluoromethane (Surr)	*104*		*37 - 132*	*11/26/11 13:00*	*12/05/11 21:48*	*1*

Method: 8270C - Semivolatile Organic Compounds (GC/MS)

Analyte	Result	Qualifier	RL	MDL	Unit	D	Prepared	Analyzed	Dil Fac
1,1'-Biphenyl	56	U	56	30	ug/Kg	☼	11/29/11 08:46	12/02/11 20:32	1
2,2'-oxybis[1-chloropropane]	110	U	110	11	ug/Kg	☼	11/29/11 08:46	12/02/11 20:32	1
2,4,5-Trichlorophenol	170	U	170	28	ug/Kg	☼	11/29/11 08:46	12/02/11 20:32	1
2,4,6-Trichlorophenol	170	U	170	90	ug/Kg	☼	11/29/11 08:46	12/02/11 20:32	1
2,4-Dichlorophenol	170	U	170	22	ug/Kg	☼	11/29/11 08:46	12/02/11 20:32	1
2,4-Dimethylphenol	170	U	170	22	ug/Kg	☼	11/29/11 08:46	12/02/11 20:32	1
2,4-Dinitrophenol	370	U	370	90	ug/Kg	☼	11/29/11 08:46	12/02/11 20:32	1
2,4-Dinitrotoluene	220	U	220	30	ug/Kg	☼	11/29/11 08:46	12/02/11 20:32	1
2,6-Dinitrotoluene	220	U	220	24	ug/Kg	☼	11/29/11 08:46	12/02/11 20:32	1
2-Chloronaphthalene	56	U	56	3.7	ug/Kg	☼	11/29/11 08:46	12/02/11 20:32	1
2-Chlorophenol	56	U	56	30	ug/Kg	☼	11/29/11 08:46	12/02/11 20:32	1
2-Methylnaphthalene	7.5	U	7.5	3.7	ug/Kg	☼	11/29/11 08:46	12/02/11 20:32	1
2-Methylphenol	220	U	220	90	ug/Kg	☼	11/29/11 08:46	12/02/11 20:32	1
2-Nitroaniline	220	U	220	10	ug/Kg	☼	11/29/11 08:46	12/02/11 20:32	1
2-Nitrophenol	56	U	56	30	ug/Kg	☼	11/29/11 08:46	12/02/11 20:32	1
3,3'-Dichlorobenzidine	110	U	110	20	ug/Kg	☼	11/29/11 08:46	12/02/11 20:32	1
3-Nitroaniline	220	U	220	18	ug/Kg	☼	11/29/11 08:46	12/02/11 20:32	1
4,6-Dinitro-2-methylphenol	170	U	170	90	ug/Kg	☼	11/29/11 08:46	12/02/11 20:32	1
4-Bromophenyl phenyl ether	56	U	56	15	ug/Kg	☼	11/29/11 08:46	12/02/11 20:32	1
4-Chloro-3-methylphenol	170	U	170	24	ug/Kg	☼	11/29/11 08:46	12/02/11 20:32	1
4-Chloroaniline	170	U	170	19	ug/Kg	☼	11/29/11 08:46	12/02/11 20:32	1
4-Chlorophenyl phenyl ether	56	U	56	15	ug/Kg	☼	11/29/11 08:46	12/02/11 20:32	1
4-Nitroaniline	220	U	220	29	ug/Kg	☼	11/29/11 08:46	12/02/11 20:32	1
4-Nitrophenol	370	U	370	90	ug/Kg	☼	11/29/11 08:46	12/02/11 20:32	1
Acenaphthene	7.5	U	7.5	3.7	ug/Kg	☼	11/29/11 08:46	12/02/11 20:32	1
Acenaphthylene	7.5	U	7.5	3.7	ug/Kg	☼	11/29/11 08:46	12/02/11 20:32	1
Acetophenone	110	U	110	10	ug/Kg	☼	11/29/11 08:46	12/02/11 20:32	1
Anthracene	7.5	U	7.5	3.7	ug/Kg	☼	11/29/11 08:46	12/02/11 20:32	1
Atrazine	220	U	220	10	ug/Kg	☼	11/29/11 08:46	12/02/11 20:32	1
Benzaldehyde	110	U	110	13	ug/Kg	☼	11/29/11 08:46	12/02/11 20:32	1
Benzo[a]anthracene	**8.9**		7.5	3.7	ug/Kg	☼	11/29/11 08:46	12/02/11 20:32	1
Benzo[a]pyrene	7.5	U	7.5	3.7	ug/Kg	☼	11/29/11 08:46	12/02/11 20:32	1
Benzo[b]fluoranthene	7.5	U	7.5	3.7	ug/Kg	☼	11/29/11 08:46	12/02/11 20:32	1
Benzo[g,h,i]perylene	**6.3**	**J**	7.5	3.7	ug/Kg	☼	11/29/11 08:46	12/02/11 20:32	1
Benzo[k]fluoranthene	7.5	U	7.5	3.7	ug/Kg	☼	11/29/11 08:46	12/02/11 20:32	1
Bis(2-chloroethoxy)methane	110	U	110	25	ug/Kg	☼	11/29/11 08:46	12/02/11 20:32	1
Bis(2-chloroethyl)ether	110	U	110	2.2	ug/Kg	☼	11/29/11 08:46	12/02/11 20:32	1
Bis(2-ethylhexyl) phthalate	**34**	**J**	56	21	ug/Kg	☼	11/29/11 08:46	12/02/11 20:32	1
Butyl benzyl phthalate	56	U	56	11	ug/Kg	☼	11/29/11 08:46	12/02/11 20:32	1
Caprolactam	370	U	370	41	ug/Kg	☼	11/29/11 08:46	12/02/11 20:32	1
Carbazole	56	U	56	30	ug/Kg	☼	11/29/11 08:46	12/02/11 20:32	1
Chrysene	**8.4**		7.5	1.2	ug/Kg	☼	11/29/11 08:46	12/02/11 20:32	1
Dibenz(a,h)anthracene	7.5	U	7.5	3.7	ug/Kg	☼	11/29/11 08:46	12/02/11 20:32	1
Dibenzofuran	56	U	56	3.7	ug/Kg	☼	11/29/11 08:46	12/02/11 20:32	1

Client Sample ID: S-017324-112311-TP-092
Date Collected: 11/23/11 14:55
Date Received: 11/26/11 09:45

Lab Sample ID: 240-6291-17
Matrix: Solid
Percent Solids: 89.2

Method: 8270C - Semivolatile Organic Compounds (GC/MS) (Continued)

Analyte	Result	Qualifier	RL	MDL	Unit	D	Prepared	Analyzed	Dil Fac
Diethyl phthalate	56	U	56	18	ug/Kg	☼	11/29/11 08:46	12/02/11 20:32	1
Dimethyl phthalate	56	U	56	19	ug/Kg	☼	11/29/11 08:46	12/02/11 20:32	1
Di-n-butyl phthalate	56	U	56	17	ug/Kg	☼	11/29/11 08:46	12/02/11 20:32	1
Di-n-octyl phthalate	56	U	56	30	ug/Kg	☼	11/29/11 08:46	12/02/11 20:32	1
Fluoranthene	7.5	U	7.5	3.7	ug/Kg	☼	11/29/11 08:46	12/02/11 20:32	1
Fluorene	7.5	U	7.5	3.7	ug/Kg	☼	11/29/11 08:46	12/02/11 20:32	1
Hexachlorobenzene	7.5	U	7.5	2.4	ug/Kg	☼	11/29/11 08:46	12/02/11 20:32	1
Hexachlorobutadiene	56	U	56	30	ug/Kg	☼	11/29/11 08:46	12/02/11 20:32	1
Hexachlorocyclopentadiene	370	U	370	30	ug/Kg	☼	11/29/11 08:46	12/02/11 20:32	1
Hexachloroethane	56	U	56	10	ug/Kg	☼	11/29/11 08:46	12/02/11 20:32	1
Indeno[1,2,3-cd]pyrene	7.5	U	7.5	3.7	ug/Kg	☼	11/29/11 08:46	12/02/11 20:32	1
Isophorone	56	U	56	15	ug/Kg	☼	11/29/11 08:46	12/02/11 20:32	1
Naphthalene	7.5	U	7.5	3.7	ug/Kg	☼	11/29/11 08:46	12/02/11 20:32	1
Nitrobenzene	110	U	110	2.5	ug/Kg	☼	11/29/11 08:46	12/02/11 20:32	1
N-Nitrosodi-n-propylamine	56	U	56	30	ug/Kg	☼	11/29/11 08:46	12/02/11 20:32	1
N-Nitrosodiphenylamine	56	U	56	24	ug/Kg	☼	11/29/11 08:46	12/02/11 20:32	1
Pentachlorophenol	170	U	170	90	ug/Kg	☼	11/29/11 08:46	12/02/11 20:32	1
Phenol	56	U	56	30	ug/Kg	☼	11/29/11 08:46	12/02/11 20:32	1
Phenanthrene	7.5	U	7.5	3.7	ug/Kg	☼	11/29/11 08:46	12/02/11 20:32	1
Pyrene	**4.5**	**J**	7.5	3.7	ug/Kg	☼	11/29/11 08:46	12/02/11 20:32	1
3 & 4 Methylphenol	450	U	450	22	ug/Kg	☼	11/29/11 08:46	12/02/11 20:32	1

Surrogate	*%Recovery*	*Qualifier*	*Limits*	*Prepared*	*Analyzed*	*Dil Fac*
2-Fluorobiphenyl (Surr)	*55*		*34 - 110*	*11/29/11 08:46*	*12/02/11 20:32*	*1*
2-Fluorophenol (Surr)	*65*		*26 - 110*	*11/29/11 08:46*	*12/02/11 20:32*	*1*
2,4,6-Tribromophenol (Surr)	*48*		*10 - 118*	*11/29/11 08:46*	*12/02/11 20:32*	*1*
Nitrobenzene-d5 (Surr)	*56*		*24 - 112*	*11/29/11 08:46*	*12/02/11 20:32*	*1*
Phenol-d5 (Surr)	*63*		*28 - 110*	*11/29/11 08:46*	*12/02/11 20:32*	*1*
Terphenyl-d14 (Surr)	*67*		*41 - 119*	*11/29/11 08:46*	*12/02/11 20:32*	*1*

Method: 8082 - Polychlorinated Biphenyls (PCBs) by Gas Chromatography

Analyte	Result	Qualifier	RL	MDL	Unit	D	Prepared	Analyzed	Dil Fac
Aroclor-1016	37	U	37	24	ug/Kg	☼	11/30/11 10:04	12/02/11 15:48	1
Aroclor-1221	37	U	37	18	ug/Kg	☼	11/30/11 10:04	12/02/11 15:48	1
Aroclor-1232	37	U	37	16	ug/Kg	☼	11/30/11 10:04	12/02/11 15:48	1
Aroclor-1242	37	U	37	15	ug/Kg	☼	11/30/11 10:04	12/02/11 15:48	1
Aroclor-1248	37	U	37	19	ug/Kg	☼	11/30/11 10:04	12/02/11 15:48	1
Aroclor-1254	37	U	37	19	ug/Kg	☼	11/30/11 10:04	12/02/11 15:48	1
Aroclor-1260	37	U	37	19	ug/Kg	☼	11/30/11 10:04	12/02/11 15:48	1

Surrogate	*%Recovery*	*Qualifier*	*Limits*	*Prepared*	*Analyzed*	*Dil Fac*
Tetrachloro-m-xylene	*69*		*29 - 151*	*11/30/11 10:04*	*12/02/11 15:48*	*1*
DCB Decachlorobiphenyl	*72*		*14 - 163*	*11/30/11 10:04*	*12/02/11 15:48*	*1*

Method: 6010B - Metals (ICP)

Analyte	Result	Qualifier	RL	MDL	Unit	D	Prepared	Analyzed	Dil Fac
Aluminum	**5400**		13	6.1	mg/Kg	☼	11/30/11 10:52	12/01/11 11:38	1
Antimony	0.64	U	0.64	0.25	mg/Kg	☼	11/30/11 10:52	12/01/11 11:38	1
Barium	**43**	**B**	13	0.045	mg/Kg	☼	11/30/11 10:52	12/01/11 11:38	1
Beryllium	**0.34**		0.32	0.027	mg/Kg	☼	11/30/11 10:52	12/01/11 11:38	1
Calcium	**88000**	**B**	1600	51	mg/Kg	☼	11/30/11 10:52	12/02/11 11:49	5

Client: Conestoga-Rovers & Associates, Inc.
Project/Site: 17324-T07, RACER Former MTM

TestAmerica Job ID: 240-6291-1

Client Sample ID: S-017324-112311-TP-092
Date Collected: 11/23/11 14:55
Date Received: 11/26/11 09:45

Lab Sample ID: 240-6291-17
Matrix: Solid
Percent Solids: 89.2

Method: 6010B - Metals (ICP) (Continued)

Analyte	Result	Qualifier	RL	MDL	Unit	D	Prepared	Analyzed	Dil Fac
Cadmium	0.19		0.13	0.023	mg/Kg	☼	11/30/11 10:52	12/01/11 11:38	1
Cobalt	5.3		3.2	0.10	mg/Kg	☼	11/30/11 10:52	12/01/11 11:38	1
Chromium	9.1		0.32	0.13	mg/Kg	☼	11/30/11 10:52	12/01/11 11:38	1
Copper	15		1.6	0.47	mg/Kg	☼	11/30/11 10:52	12/01/11 11:38	1
Iron	14000		6.4	3.1	mg/Kg	☼	11/30/11 10:52	12/01/11 11:38	1
Potassium	1200	B	320	3.9	mg/Kg	☼	11/30/11 10:52	12/01/11 11:38	1
Magnesium	31000	B	320	3.2	mg/Kg	☼	11/30/11 10:52	12/01/11 11:38	1
Manganese	160	B	0.96	0.047	mg/Kg	☼	11/30/11 10:52	12/01/11 11:38	1
Silver	0.32	U	0.32	0.064	mg/Kg	☼	11/30/11 10:52	12/01/11 11:38	1
Sodium	120	J	320	42	mg/Kg	☼	11/30/11 10:52	12/01/11 11:38	1
Nickel	18		2.5	0.17	mg/Kg	☼	11/30/11 10:52	12/01/11 11:38	1
Vanadium	14		3.2	0.076	mg/Kg	☼	11/30/11 10:52	12/01/11 11:38	1
Zinc	41		1.3	0.64	mg/Kg	☼	11/30/11 10:52	12/01/11 11:38	1
Arsenic	8.0		0.64	0.19	mg/Kg	☼	11/30/11 10:52	12/01/11 11:38	1
Lead	7.3		0.19	0.12	mg/Kg	☼	11/30/11 10:52	12/01/11 11:38	1
Selenium	0.32	U	0.32	0.29	mg/Kg	☼	11/30/11 10:52	12/01/11 11:38	1
Thallium	0.64	U	0.64	0.35	mg/Kg	☼	11/30/11 10:52	12/01/11 11:38	1

Method: 7471A - Mercury (CVAA)

Analyte	Result	Qualifier	RL	MDL	Unit	D	Prepared	Analyzed	Dil Fac
Mercury	0.035	J	0.095	0.014	mg/Kg	☼	11/30/11 14:20	11/30/11 16:01	1

Surrogate Summary

Client: Conestoga-Rovers & Associates, Inc.
Project/Site: 17324-T07, RACER Former MTM

TestAmerica Job ID: 240-6291-1

Method: 8260B - Volatile Organic Compounds (GC/MS)

Matrix: Solid **Prep Type: Total/NA**

		Percent Surrogate Recovery (Acceptance Limits)			
		12DCE	BFB	TOL	DBFM
Lab Sample ID	Client Sample ID	(58-123)	(52-136)	(67-125)	(37-132)
240-6291-1	S-017324-112311-TP-076	102	107	102	101
240-6291-2	S-017324-112311-TP-077	98	110	104	96
240-6291-3	S-017324-112311-TP-078	109	133	109	103
240-6291-3 MS	S-017324-112311-TP-078	109	134	112	113
240-6291-3 MSD	S-017324-112311-TP-078	104	108	99	107
240-6291-4	S-017324-112311-TP-079	107	102	101	105
240-6291-5	S-017324-112311-TP-080	107	109	105	103
240-6291-7	S-017324-112311-TP-082	101	105	102	99
240-6291-10	S-017324-112311-TP-085	100	99	98	98
240-6291-11	S-017324-112311-TP-086	99	99	99	98
240-6291-12	S-017324-112311-TP-087	101	104	101	102
240-6291-14	S-017324-112311-TP-089	103	96	100	102
240-6291-15	S-017324-112311-TP-090	102	98	98	98
240-6291-16	S-017324-112311-TP-091	104	94	97	101
240-6291-17	S-017324-112311-TP-092	107	107	106	104
LCS 240-25537/5	Lab Control Sample	95	97	97	101
MB 240-25537/6	Method Blank	97	100	98	98

Surrogate Legend

12DCE = 1,2-Dichloroethane-d4 (Surr)
BFB = 4-Bromofluorobenzene (Surr)
TOL = Toluene-d8 (Surr)
DBFM = Dibromofluoromethane (Surr)

Method: 8260B - Volatile Organic Compounds (GC/MS)

Matrix: Solid **Prep Type: Total/NA**

		Percent Surrogate Recovery (Acceptance Limits)			
		12DCE	BFB	TOL	DBFM
Lab Sample ID	Client Sample ID	(39-128)	(26-141)	(33-134)	(30-122)
240-6291-6	S-017324-112311-TP-081	59	53	53	59
240-6291-13	S-017324-112311-TP-088	98	110	102	94
LCS 240-25136/2-A	Lab Control Sample	83	78	76	86
MB 240-25136/1-A	Method Blank	82	81	82	83

Surrogate Legend

12DCE = 1,2-Dichloroethane-d4 (Surr)
BFB = 4-Bromofluorobenzene (Surr)
TOL = Toluene-d8 (Surr)
DBFM = Dibromofluoromethane (Surr)

Method: 8270C - Semivolatile Organic Compounds (GC/MS)

Matrix: Solid **Prep Type: Total/NA**

		Percent Surrogate Recovery (Acceptance Limits)					
		FBP	2FP	TBP	NBZ	PHL	TPH
Lab Sample ID	Client Sample ID	(34-110)	(26-110)	(10-118)	(24-112)	(28-110)	(41-119)
240-6291-1	S-017324-112311-TP-076	54	58	35	44	49	71
240-6291-2	S-017324-112311-TP-077	56	61	32	49	50	71
240-6291-3	S-017324-112311-TP-078	49	50	21	39	43	68
240-6291-3 MS	S-017324-112311-TP-078	58	56	36	48	55	71

Method: 8270C - Semivolatile Organic Compounds (GC/MS) (Continued)

Matrix: Solid **Prep Type: Total/NA**

		Percent Surrogate Recovery (Acceptance Limits)					
		FBP	2FP	TBP	NBZ	PHL	TPH
Lab Sample ID	Client Sample ID	(34-110)	(26-110)	(10-118)	(24-112)	(28-110)	(41-119)
240-6291-3 MSD	S-017324-112311-TP-078	58	62	42	50	58	69
240-6291-4	S-017324-112311-TP-079	46	54	21	42	39	60
240-6291-5	S-017324-112311-TP-080	50	60	21	45	43	65
240-6291-6	S-017324-112311-TP-081	52	60	30	42	46	71
240-6291-7	S-017324-112311-TP-082	57	60	56	57	61	77
240-6291-10	S-017324-112311-TP-085	56	65	54	55	63	71
240-6291-11	S-017324-112311-TP-086	52	62	45	56	61	66
240-6291-12	S-017324-112311-TP-087	53	47	0 X	0 X	0 X	74
240-6291-13	S-017324-112311-TP-088	55	65	40	56	62	63
240-6291-14	S-017324-112311-TP-089	78	93	52	82	91	97
240-6291-14 - RA	S-017324-112311-TP-089	77	91	0 X	44	59	106
240-6291-15	S-017324-112311-TP-090	50	60	39	52	58	62
240-6291-16	S-017324-112311-TP-091	51	47	0 X	32	31	69
240-6291-17	S-017324-112311-TP-092	55	65	48	56	63	67
LCS 240-24866/19-A	Lab Control Sample	56	60	57	55	57	72
MB 240-24866/18-A	Method Blank	62	66	57	57	61	80

Surrogate Legend

FBP = 2-Fluorobiphenyl (Surr)
2FP = 2-Fluorophenol (Surr)
TBP = 2,4,6-Tribromophenol (Surr)
NBZ = Nitrobenzene-d5 (Surr)
PHL = Phenol-d5 (Surr)
TPH = Terphenyl-d14 (Surr)

Method: 8082 - Polychlorinated Biphenyls (PCBs) by Gas Chromatography

Matrix: Solid **Prep Type: Total/NA**

		Percent Surrogate Recovery (Acceptance Limits)	
		TCX2	DCB2
Lab Sample ID	Client Sample ID	(29-151)	(14-163)
240-6291-1	S-017324-112311-TP-076	67	65
240-6291-2	S-017324-112311-TP-077	78	76
240-6291-3	S-017324-112311-TP-078	64	69
240-6291-3 MS	S-017324-112311-TP-078	66	77
240-6291-3 MSD	S-017324-112311-TP-078	60	93
240-6291-4	S-017324-112311-TP-079	66	124
240-6291-5	S-017324-112311-TP-080	70	138
240-6291-6	S-017324-112311-TP-081	72	124
240-6291-7	S-017324-112311-TP-082	66	62
240-6291-8	S-017324-112311-TP-083	60	82
240-6291-9	S-017324-112311-TP-084	61	65
240-6291-10	S-017324-112311-TP-085	60	62
240-6291-11	S-017324-112311-TP-086	60	67
240-6291-12	S-017324-112311-TP-087	0 X	0 X
240-6291-13	S-017324-112311-TP-088	64	92
240-6291-14	S-017324-112311-TP-089	65	70
240-6291-15	S-017324-112311-TP-090	63	62
240-6291-16	S-017324-112311-TP-091	63	96
240-6291-17	S-017324-112311-TP-092	69	72
LCS 240-24742/2-A	Lab Control Sample	77	84

Surrogate Summary

Client: Conestoga-Rovers & Associates, Inc.
Project/Site: 17324-T07, RACER Former MTM

TestAmerica Job ID: 240-6291-1

Method: 8082 - Polychlorinated Biphenyls (PCBs) by Gas Chromatography (Continued)

Matrix: Solid **Prep Type: Total/NA**

		Percent Surrogate Recovery (Acceptance Limits)									
		TCX2	DCB2								
Lab Sample ID	Client Sample ID	(29-151)	(14-163)								
LCS 240-25033/19-A	Lab Control Sample	69	70								
MB 240-24742/1-A	Method Blank	74	74								
MB 240-25033/18-A	Method Blank	70	76								

Surrogate Legend

TCX = Tetrachloro-m-xylene

DCB = DCB Decachlorobiphenyl

Client: Conestoga-Rovers & Associates, Inc.
Project/Site: 17324-T07, RACER Former MTM

TestAmerica Job ID: 240-6291-1

Method: 8260B - Volatile Organic Compounds (GC/MS)

Lab Sample ID: MB 240-25136/1-A
Matrix: Solid
Analysis Batch: 25691

Client Sample ID: Method Blank
Prep Type: Total/NA
Prep Batch: 25136

Analyte	MB Result	MB Qualifier	RL	MDL	Unit	D	Prepared	Analyzed	Dil Fac
Acetone	1000	U	1000	170	ug/Kg		11/30/11 19:47	12/06/11 13:13	1
Benzene	250	U	250	12	ug/Kg		11/30/11 19:47	12/06/11 13:13	1
Dichlorobromomethane	250	U	250	9.9	ug/Kg		11/30/11 19:47	12/06/11 13:13	1
Bromoform	250	U	250	19	ug/Kg		11/30/11 19:47	12/06/11 13:13	1
Bromomethane	250	U	250	29	ug/Kg		11/30/11 19:47	12/06/11 13:13	1
2-Butanone (MEK)	1000	U	1000	43	ug/Kg		11/30/11 19:47	12/06/11 13:13	1
Carbon disulfide	250	U	250	12	ug/Kg		11/30/11 19:47	12/06/11 13:13	1
Carbon tetrachloride	250	U	250	6.4	ug/Kg		11/30/11 19:47	12/06/11 13:13	1
Chlorobenzene	250	U	250	6.4	ug/Kg		11/30/11 19:47	12/06/11 13:13	1
Chloroethane	250	U	250	61	ug/Kg		11/30/11 19:47	12/06/11 13:13	1
Chloroform	250	U	250	8.8	ug/Kg		11/30/11 19:47	12/06/11 13:13	1
Chloromethane	250	U	250	14	ug/Kg		11/30/11 19:47	12/06/11 13:13	1
1,1-Dichloroethane	250	U	250	17	ug/Kg		11/30/11 19:47	12/06/11 13:13	1
1,2-Dichloroethane	250	U	250	10	ug/Kg		11/30/11 19:47	12/06/11 13:13	1
1,1-Dichloroethene	250	U	250	18	ug/Kg		11/30/11 19:47	12/06/11 13:13	1
1,2-Dichloropropane	250	U	250	8.2	ug/Kg		11/30/11 19:47	12/06/11 13:13	1
cis-1,3-Dichloropropene	250	U	250	7.9	ug/Kg		11/30/11 19:47	12/06/11 13:13	1
trans-1,3-Dichloropropene	250	U	250	20	ug/Kg		11/30/11 19:47	12/06/11 13:13	1
Ethylbenzene	250	U	250	5.4	ug/Kg		11/30/11 19:47	12/06/11 13:13	1
2-Hexanone	1000	U	1000	20	ug/Kg		11/30/11 19:47	12/06/11 13:13	1
Methylene Chloride	250	U	250	77	ug/Kg		11/30/11 19:47	12/06/11 13:13	1
4-Methyl-2-pentanone (MIBK)	1000	U	1000	48	ug/Kg		11/30/11 19:47	12/06/11 13:13	1
Styrene	250	U	250	5.6	ug/Kg		11/30/11 19:47	12/06/11 13:13	1
1,1,2,2-Tetrachloroethane	250	U	250	8.9	ug/Kg		11/30/11 19:47	12/06/11 13:13	1
Tetrachloroethene	250	U	250	12	ug/Kg		11/30/11 19:47	12/06/11 13:13	1
Toluene	250	U	250	17	ug/Kg		11/30/11 19:47	12/06/11 13:13	1
Trichloroethene	250	U	250	9.7	ug/Kg		11/30/11 19:47	12/06/11 13:13	1
Vinyl chloride	250	U	250	18	ug/Kg		11/30/11 19:47	12/06/11 13:13	1
Xylenes, Total	500	U	500	8.1	ug/Kg		11/30/11 19:47	12/06/11 13:13	1
1,1,1-Trichloroethane	250	U	250	21	ug/Kg		11/30/11 19:47	12/06/11 13:13	1
1,1,2-Trichloroethane	250	U	250	12	ug/Kg		11/30/11 19:47	12/06/11 13:13	1
Cyclohexane	500	U	500	40	ug/Kg		11/30/11 19:47	12/06/11 13:13	1
1,2-Dibromo-3-Chloropropane	500	U	500	50	ug/Kg		11/30/11 19:47	12/06/11 13:13	1
Ethylene Dibromide	250	U	250	10	ug/Kg		11/30/11 19:47	12/06/11 13:13	1
Dichlorodifluoromethane	250	U	250	16	ug/Kg		11/30/11 19:47	12/06/11 13:13	1
cis-1,2-Dichloroethene	250	U	250	6.9	ug/Kg		11/30/11 19:47	12/06/11 13:13	1
trans-1,2-Dichloroethene	250	U	250	9.2	ug/Kg		11/30/11 19:47	12/06/11 13:13	1
Isopropylbenzene	250	U	250	6.5	ug/Kg		11/30/11 19:47	12/06/11 13:13	1
Methyl acetate	500	U	500	25	ug/Kg		11/30/11 19:47	12/06/11 13:13	1
Methyl tert-butyl ether	1000	U	1000	7.1	ug/Kg		11/30/11 19:47	12/06/11 13:13	1
1,1,2-Trichloro-1,2,2-trifluoroethane	250	U	250	39	ug/Kg		11/30/11 19:47	12/06/11 13:13	1
1,2,4-Trichlorobenzene	250	U	250	7.3	ug/Kg		11/30/11 19:47	12/06/11 13:13	1
1,2-Dichlorobenzene	250	U	250	8.6	ug/Kg		11/30/11 19:47	12/06/11 13:13	1
1,3-Dichlorobenzene	250	U	250	4.8	ug/Kg		11/30/11 19:47	12/06/11 13:13	1
1,4-Dichlorobenzene	250	U	250	8.0	ug/Kg		11/30/11 19:47	12/06/11 13:13	1
Trichlorofluoromethane	250	U	250	16	ug/Kg		11/30/11 19:47	12/06/11 13:13	1
Chlorodibromomethane	250	U	250	12	ug/Kg		11/30/11 19:47	12/06/11 13:13	1
Methylcyclohexane	500	U	500	12	ug/Kg		11/30/11 19:47	12/06/11 13:13	1

Method: 8260B - Volatile Organic Compounds (GC/MS) (Continued)

Lab Sample ID: MB 240-25136/1-A
Matrix: Solid
Analysis Batch: 25691

Client Sample ID: Method Blank
Prep Type: Total/NA
Prep Batch: 25136

Surrogate	MB %Recovery	MB Qualifier	Limits	Prepared	Analyzed	Dil Fac
1,2-Dichloroethane-d4 (Surr)	82		39 - 128	11/30/11 19:47	12/06/11 13:13	1
4-Bromofluorobenzene (Surr)	81		26 - 141	11/30/11 19:47	12/06/11 13:13	1
Toluene-d8 (Surr)	82		33 - 134	11/30/11 19:47	12/06/11 13:13	1
Dibromofluoromethane (Surr)	83		30 - 122	11/30/11 19:47	12/06/11 13:13	1

Lab Sample ID: LCS 240-25136/2-A
Matrix: Solid
Analysis Batch: 25691

Client Sample ID: Lab Control Sample
Prep Type: Total/NA
Prep Batch: 25136

Analyte	Spike Added	LCS Result	LCS Qualifier	Unit	D	%Rec	%Rec. Limits
Acetone	1000	870	J	ug/Kg		87	16 - 156
Benzene	500	458		ug/Kg		92	70 - 117
Dichlorobromomethane	500	395		ug/Kg		79	28 - 123
Bromoform	500	423		ug/Kg		85	10 - 117
Bromomethane	500	354		ug/Kg		71	10 - 114
2-Butanone (MEK)	1000	875	J	ug/Kg		88	10 - 199
Carbon disulfide	500	316		ug/Kg		63	10 - 132
Carbon tetrachloride	500	429		ug/Kg		86	29 - 118
Chlorobenzene	500	465		ug/Kg		93	71 - 116
Chloroethane	500	264		ug/Kg		53	10 - 120
Chloroform	500	481		ug/Kg		96	63 - 116
Chloromethane	500	323		ug/Kg		65	25 - 110
1,1-Dichloroethane	500	465		ug/Kg		93	63 - 117
1,2-Dichloroethane	500	461		ug/Kg		92	68 - 119
1,1-Dichloroethene	500	491		ug/Kg		98	44 - 143
1,2-Dichloropropane	500	443		ug/Kg		89	73 - 113
cis-1,3-Dichloropropene	500	360		ug/Kg		72	25 - 120
trans-1,3-Dichloropropene	500	351		ug/Kg		70	22 - 122
Ethylbenzene	500	444		ug/Kg		89	66 - 119
2-Hexanone	1000	870	J	ug/Kg		87	43 - 130
Methylene Chloride	500	565		ug/Kg		113	27 - 172
4-Methyl-2-pentanone (MIBK)	1000	860	J	ug/Kg		86	49 - 121
Styrene	500	444		ug/Kg		89	60 - 120
1,1,2,2-Tetrachloroethane	500	460		ug/Kg		92	54 - 121
Tetrachloroethene	500	505		ug/Kg		101	58 - 131
Toluene	500	447		ug/Kg		89	66 - 123
Trichloroethene	500	475		ug/Kg		95	59 - 124
Vinyl chloride	500	332		ug/Kg		66	33 - 110
Xylenes, Total	1500	1360		ug/Kg		91	68 - 119
1,1,1-Trichloroethane	500	445		ug/Kg		89	38 - 122
1,1,2-Trichloroethane	500	458		ug/Kg		92	74 - 114
Cyclohexane	500	426	J	ug/Kg		85	40 - 120
1,2-Dibromo-3-Chloropropane	500	459	J	ug/Kg		92	10 - 129
Ethylene Dibromide	500	473		ug/Kg		95	47 - 123
Dichlorodifluoromethane	500	328		ug/Kg		66	10 - 110
cis-1,2-Dichloroethene	500	471		ug/Kg		94	60 - 125
trans-1,2-Dichloroethene	500	485		ug/Kg		97	58 - 121
Isopropylbenzene	500	465		ug/Kg		93	61 - 123
Methyl acetate	500	515		ug/Kg		103	44 - 173

Method: 8260B - Volatile Organic Compounds (GC/MS) (Continued)

Lab Sample ID: LCS 240-25136/2-A
Matrix: Solid
Analysis Batch: 25691

Client Sample ID: Lab Control Sample
Prep Type: Total/NA
Prep Batch: 25136

Analyte	Spike Added	LCS Result	LCS Qualifier	Unit	D	%Rec	%Rec. Limits
Methyl tert-butyl ether	500	487	J	ug/Kg		97	34 - 157
1,1,2-Trichloro-1,2,2-trifluoroethane	500	585		ug/Kg		117	48 - 151
1,2,4-Trichlorobenzene	500	492		ug/Kg		98	41 - 135
1,2-Dichlorobenzene	500	483		ug/Kg		97	68 - 118
1,3-Dichlorobenzene	500	474		ug/Kg		95	66 - 121
1,4-Dichlorobenzene	500	458		ug/Kg		92	65 - 119
Trichlorofluoromethane	500	378		ug/Kg		76	17 - 145
Chlorodibromomethane	500	375		ug/Kg		75	22 - 113
Methylcyclohexane	500	465	J	ug/Kg		93	41 - 133
m-Xylene & p-Xylene	1000	900		ug/Kg		90	67 - 118
o-Xylene	500	461		ug/Kg		92	68 - 120

Surrogate	*LCS %Recovery*	*LCS Qualifier*	*Limits*
1,2-Dichloroethane-d4 (Surr)	*83*		*39 - 128*
4-Bromofluorobenzene (Surr)	*78*		*26 - 141*
Toluene-d8 (Surr)	*76*		*33 - 134*
Dibromofluoromethane (Surr)	*86*		*30 - 122*

Lab Sample ID: 240-6291-3 MS
Matrix: Solid
Analysis Batch: 25537

Client Sample ID: S-017324-112311-TP-078
Prep Type: Total/NA
Prep Batch: 25141

Analyte	Sample Result	Sample Qualifier	Spike Added	MS Result	MS Qualifier	Unit	D	%Rec	%Rec. Limits
Acetone	8.9	U H	38.2	38.7	H	ug/Kg	☼	101	24 - 140
Benzene	2.2	U H	19.1	11.1	H	ug/Kg	☼	58	53 - 118
Dichlorobromomethane	2.2	U H	19.1	6.68	H	ug/Kg	☼	35	35 - 132
Bromoform	2.2	U H	19.1	3.82	H	ug/Kg	☼	20	18 - 129
Bromomethane	2.2	U H	19.1	13.5	H	ug/Kg	☼	71	33 - 130
2-Butanone (MEK)	8.9	U H	38.2	28.6	H	ug/Kg	☼	75	30 - 143
Carbon disulfide	2.2	U H	19.1	13.3	H	ug/Kg	☼	70	20 - 151
Carbon tetrachloride	2.2	U H	19.1	14.5	H	ug/Kg	☼	76	32 - 137
Chlorobenzene	2.2	U H	19.1	5.34	H F	ug/Kg	☼	28	37 - 116
Chloroethane	2.2	U H	19.1	11.5	H	ug/Kg	☼	60	45 - 118
Chloroform	2.2	U H	19.1	11.6	H	ug/Kg	☼	61	53 - 119
Chloromethane	2.2	U H	19.1	15.6	H	ug/Kg	☼	82	34 - 117
1,1-Dichloroethane	2.2	U H	19.1	13.3	H	ug/Kg	☼	70	54 - 122
1,2-Dichloroethane	1.3	J H	19.1	9.35	H F	ug/Kg	☼	42	49 - 123
1,1-Dichloroethene	2.2	U H	19.1	17.0	H	ug/Kg	☼	89	49 - 157
1,2-Dichloropropane	2.2	U H	19.1	9.24	H F	ug/Kg	☼	48	61 - 117
cis-1,3-Dichloropropene	2.2	U H	19.1	4.81	H F	ug/Kg	☼	25	27 - 133
trans-1,3-Dichloropropene	2.2	U H	19.1	4.20	H F	ug/Kg	☼	22	28 - 137
Ethylbenzene	2.2	U H	19.1	6.83	H	ug/Kg	☼	36	30 - 131
2-Hexanone	8.9	U H	38.2	18.1	H	ug/Kg	☼	47	37 - 147
Methylene Chloride	2.2	U H	19.1	14.6	H	ug/Kg	☼	77	54 - 115
4-Methyl-2-pentanone (MIBK)	8.9	U H	38.2	26.3	H	ug/Kg	☼	69	43 - 147
Styrene	2.2	U H	19.1	3.97	H F	ug/Kg	☼	21	27 - 127
1,1,2,2-Tetrachloroethane	2.2	U H	19.1	8.55	H	ug/Kg	☼	45	16 - 179
Tetrachloroethene	2.2	U H	19.1	11.1	H	ug/Kg	☼	58	31 - 135
Toluene	0.49	J H	19.1	9.12	H	ug/Kg	☼	45	39 - 129

Method: 8260B - Volatile Organic Compounds (GC/MS) (Continued)

Lab Sample ID: 240-6291-3 MS
Matrix: Solid
Analysis Batch: 25537

Client Sample ID: S-017324-112311-TP-078
Prep Type: Total/NA
Prep Batch: 25141

Analyte	Sample Result	Sample Qualifier	Spike Added	MS Result	MS Qualifier	Unit	D	%Rec	%Rec. Limits
Trichloroethene	2.2	U H	19.1	9.54	H	ug/Kg	☼	50	10 - 177
Vinyl chloride	2.2	U H	19.1	15.3	H	ug/Kg	☼	80	42 - 117
Xylenes, Total	4.5	U H	57.3	19.5	H	ug/Kg	☼	34	30 - 131
1,1,1-Trichloroethane	2.2	U H	19.1	14.5	H	ug/Kg	☼	76	51 - 128
1,1,2-Trichloroethane	2.2	U H	19.1	7.33	H	ug/Kg	☼	38	10 - 166
Cyclohexane	4.5	U H	19.1	16.1	H	ug/Kg	☼	84	28 - 118
1,2-Dibromo-3-Chloropropane	4.5	U H	19.1	6.18	H	ug/Kg	☼	32	10 - 153
Ethylene Dibromide	2.2	U H	19.1	5.31	H F	ug/Kg	☼	28	45 - 127
Dichlorodifluoromethane	2.2	U H	19.1	15.6	H	ug/Kg	☼	82	17 - 115
cis-1,2-Dichloroethene	2.2	U H	19.1	10.6	H	ug/Kg	☼	56	50 - 119
trans-1,2-Dichloroethene	2.2	U H	19.1	13.5	H	ug/Kg	☼	71	50 - 123
Isopropylbenzene	2.2	U H	19.1	7.67	H	ug/Kg	☼	40	21 - 134
Methyl acetate	4.5	U H	19.1	17.4	H	ug/Kg	☼	91	33 - 165
Methyl tert-butyl ether	8.9	U H	19.1	17.1	H	ug/Kg	☼	90	51 - 157
1,1,2-Trichloro-1,2,2-trifluoroethane	2.2	U H	19.1	21.6	H	ug/Kg	☼	113	50 - 147
1,2,4-Trichlorobenzene	2.2	U H	19.1	2.53	H	ug/Kg	☼	13	10 - 111
1,2-Dichlorobenzene	2.2	U H	19.1	3.60	H	ug/Kg	☼	19	17 - 122
1,3-Dichlorobenzene	2.2	U H	19.1	3.68	H	ug/Kg	☼	19	16 - 126
1,4-Dichlorobenzene	2.2	U H	19.1	3.45	H	ug/Kg	☼	18	15 - 121
Trichlorofluoromethane	2.2	U H	19.1	15.6	H	ug/Kg	☼	82	36 - 142
Chlorodibromomethane	2.2	U H	19.1	5.12	H F	ug/Kg	☼	27	29 - 135
Methylcyclohexane	4.5	U H	19.1	17.0	H	ug/Kg	☼	89	20 - 132
m-Xylene & p-Xylene	4.5		38.2	12.9	H	ug/Kg	☼	34	29 - 131
o-Xylene	2.2		19.1	6.57	H	ug/Kg	☼	34	29 - 134

Surrogate	*MS %Recovery*	*MS Qualifier*	*Limits*
1,2-Dichloroethane-d4 (Surr)	*109*		*58 - 123*
4-Bromofluorobenzene (Surr)	*134*		*52 - 136*
Toluene-d8 (Surr)	*112*		*67 - 125*
Dibromofluoromethane (Surr)	*113*		*37 - 132*

Lab Sample ID: 240-6291-3 MSD
Matrix: Solid
Analysis Batch: 25537

Client Sample ID: S-017324-112311-TP-078
Prep Type: Total/NA
Prep Batch: 25141

Analyte	Sample Result	Sample Qualifier	Spike Added	MSD Result	MSD Qualifier	Unit	D	%Rec	%Rec. Limits	RPD	RPD Limit
Acetone	8.9	U H	46.1	44.9	H	ug/Kg	☼	97	24 - 140	15	30
Benzene	2.2	U H	23.0	10.9	H F	ug/Kg	☼	47	53 - 118	2	30
Dichlorobromomethane	2.2	U H	23.0	5.99	H F	ug/Kg	☼	26	35 - 132	11	30
Bromoform	2.2	U H	23.0	3.21	H F	ug/Kg	☼	14	18 - 129	17	30
Bromomethane	2.2	U H	23.0	15.4	H	ug/Kg	☼	67	33 - 130	13	30
2-Butanone (MEK)	8.9	U H	46.1	33.0	H	ug/Kg	☼	72	30 - 143	14	30
Carbon disulfide	2.2	U H	23.0	13.6	H	ug/Kg	☼	59	20 - 151	2	30
Carbon tetrachloride	2.2	U H	23.0	15.3	H	ug/Kg	☼	66	32 - 137	6	30
Chlorobenzene	2.2	U H	23.0	4.26	H F	ug/Kg	☼	19	37 - 116	23	30
Chloroethane	2.2	U H	23.0	12.8	H	ug/Kg	☼	55	45 - 118	10	30
Chloroform	2.2	U H	23.0	11.1	H F	ug/Kg	☼	48	53 - 119	4	30
Chloromethane	2.2	U H	23.0	17.1	H	ug/Kg	☼	74	34 - 117	10	30
1,1-Dichloroethane	2.2	U H	23.0	13.6	H	ug/Kg	☼	59	54 - 122	3	30

Method: 8260B - Volatile Organic Compounds (GC/MS) (Continued)

Lab Sample ID: 240-6291-3 MSD
Matrix: Solid
Analysis Batch: 25537

Client Sample ID: S-017324-112311-TP-078
Prep Type: Total/NA
Prep Batch: 25141

Analyte	Sample Result	Sample Qualifier	Spike Added	MSD Result	MSD Qualifier	Unit	D	%Rec	%Rec. Limits	RPD	RPD Limit
1,2-Dichloroethane	1.3	J H	23.0	9.86	H F	ug/Kg	☼	37	49 - 123	5	30
1,1-Dichloroethene	2.2	U H	23.0	17.9	H	ug/Kg	☼	78	49 - 157	5	30
1,2-Dichloropropane	2.2	U H	23.0	8.70	H F	ug/Kg	☼	38	61 - 117	6	30
cis-1,3-Dichloropropene	2.2	U H	23.0	4.04	H F	ug/Kg	☼	18	27 - 133	17	30
trans-1,3-Dichloropropene	2.2	U H	23.0	3.18	H F	ug/Kg	☼	14	28 - 137	28	30
Ethylbenzene	2.2	U H	23.0	5.57	H F	ug/Kg	☼	24	30 - 131	20	30
2-Hexanone	8.9	U H	46.1	17.6	H	ug/Kg	☼	38	37 - 147	2	30
Methylene Chloride	2.2	U H	23.0	14.6	H	ug/Kg	☼	64	54 - 115	0	30
4-Methyl-2-pentanone (MIBK)	8.9	U H	46.1	26.3	H	ug/Kg	☼	57	43 - 147	0	30
Styrene	2.2	U H	23.0	3.03	H F	ug/Kg	☼	13	27 - 127	27	30
1,1,2,2-Tetrachloroethane	2.2	U H	23.0	6.26	H F	ug/Kg	☼	27	16 - 179	31	30
Tetrachloroethene	2.2	U H	23.0	9.67	H	ug/Kg	☼	42	31 - 135	14	30
Toluene	0.49	J H	23.0	8.06	H F	ug/Kg	☼	33	39 - 129	12	30
Trichloroethene	2.2	U H	23.0	9.12	H	ug/Kg	☼	40	10 - 177	5	30
Vinyl chloride	2.2	U H	23.0	16.9	H	ug/Kg	☼	73	42 - 117	10	30
Xylenes, Total	4.5	U H	69.1	15.1	H F	ug/Kg	☼	22	30 - 131	25	30
1,1,1-Trichloroethane	2.2	U H	23.0	15.1	H	ug/Kg	☼	65	51 - 128	4	30
1,1,2-Trichloroethane	2.2	U H	23.0	5.99	H	ug/Kg	☼	26	10 - 166	20	30
Cyclohexane	4.5	U H	23.0	16.9	H	ug/Kg	☼	73	28 - 118	5	30
1,2-Dibromo-3-Chloropropane	4.5	U H	23.0	3.67	J H F	ug/Kg	☼	16	10 - 153	51	30
Ethylene Dibromide	2.2	U H	23.0	4.13	H F	ug/Kg	☼	18	45 - 127	25	30
Dichlorodifluoromethane	2.2	U H	23.0	18.2	H	ug/Kg	☼	79	17 - 115	16	30
cis-1,2-Dichloroethene	2.2	U H	23.0	10.5	H F	ug/Kg	☼	46	50 - 119	1	30
trans-1,2-Dichloroethene	2.2	U H	23.0	13.8	H	ug/Kg	☼	60	50 - 123	2	30
Isopropylbenzene	2.2	U H	23.0	5.99	H	ug/Kg	☼	26	21 - 134	25	30
Methyl acetate	4.5	U H	23.0	18.8	H	ug/Kg	☼	82	33 - 165	8	30
Methyl tert-butyl ether	8.9	U H	23.0	17.9	H	ug/Kg	☼	78	51 - 157	4	30
1,1,2-Trichloro-1,2,2-trifluoroethane	2.2	U H	23.0	24.1	H	ug/Kg	☼	105	50 - 147	11	30
1,2,4-Trichlorobenzene	2.2	U H	23.0	2.21	J H	ug/Kg	☼	10	10 - 111	14	30
1,2-Dichlorobenzene	2.2	U H	23.0	2.37	H F	ug/Kg	☼	10	17 - 122	41	30
1,3-Dichlorobenzene	2.2	U H	23.0	2.61	H F	ug/Kg	☼	11	16 - 126	34	30
1,4-Dichlorobenzene	2.2	U H	23.0	2.36	H F	ug/Kg	☼	10	15 - 121	37	30
Trichlorofluoromethane	2.2	U H	23.0	17.5	H	ug/Kg	☼	76	36 - 142	12	30
Chlorodibromomethane	2.2	U H	23.0	3.90	H F	ug/Kg	☼	17	29 - 135	27	30
Methylcyclohexane	4.5	U H	23.0	17.2	H	ug/Kg	☼	75	20 - 132	1	30
m-Xylene & p-Xylene	4.5		46.1	10.0	H F	ug/Kg	☼	22	29 - 131	25	30
o-Xylene	2.2		23.0	5.07	H F	ug/Kg	☼	22	29 - 134	26	30

Surrogate	*MSD %Recovery*	*MSD Qualifier*	*Limits*
1,2-Dichloroethane-d4 (Surr)	*104*		*58 - 123*
4-Bromofluorobenzene (Surr)	*108*		*52 - 136*
Toluene-d8 (Surr)	*99*		*67 - 125*
Dibromofluoromethane (Surr)	*107*		*37 - 132*

Method: 8260B - Volatile Organic Compounds (GC/MS) (Continued)

Lab Sample ID: MB 240-25537/6
Matrix: Solid
Analysis Batch: 25537

Client Sample ID: Method Blank
Prep Type: Total/NA

Analyte	MB Result	MB Qualifier	RL	MDL	Unit	D	Prepared	Analyzed	Dil Fac
Acetone	20	U	20	6.3	ug/Kg			12/05/11 13:10	1
Benzene	5.0	U	5.0	0.23	ug/Kg			12/05/11 13:10	1
Dichlorobromomethane	5.0	U	5.0	0.28	ug/Kg			12/05/11 13:10	1
Bromoform	5.0	U	5.0	0.33	ug/Kg			12/05/11 13:10	1
Bromomethane	5.0	U	5.0	0.54	ug/Kg			12/05/11 13:10	1
2-Butanone (MEK)	20	U	20	1.4	ug/Kg			12/05/11 13:10	1
Carbon disulfide	5.0	U	5.0	0.44	ug/Kg			12/05/11 13:10	1
Carbon tetrachloride	5.0	U	5.0	0.37	ug/Kg			12/05/11 13:10	1
Chlorobenzene	5.0	U	5.0	0.33	ug/Kg			12/05/11 13:10	1
Chloroethane	5.0	U	5.0	0.86	ug/Kg			12/05/11 13:10	1
Chloroform	5.0	U	5.0	0.29	ug/Kg			12/05/11 13:10	1
Chloromethane	5.0	U	5.0	0.41	ug/Kg			12/05/11 13:10	1
1,1-Dichloroethane	5.0	U	5.0	0.36	ug/Kg			12/05/11 13:10	1
1,2-Dichloroethane	5.0	U	5.0	0.34	ug/Kg			12/05/11 13:10	1
1,1-Dichloroethene	5.0	U	5.0	0.52	ug/Kg			12/05/11 13:10	1
1,2-Dichloropropane	5.0	U	5.0	0.69	ug/Kg			12/05/11 13:10	1
cis-1,3-Dichloropropene	5.0	U	5.0	0.34	ug/Kg			12/05/11 13:10	1
trans-1,3-Dichloropropene	5.0	U	5.0	0.54	ug/Kg			12/05/11 13:10	1
Ethylbenzene	5.0	U	5.0	0.26	ug/Kg			12/05/11 13:10	1
2-Hexanone	20	U	20	0.63	ug/Kg			12/05/11 13:10	1
Methylene Chloride	5.0	U	5.0	0.67	ug/Kg			12/05/11 13:10	1
4-Methyl-2-pentanone (MIBK)	20	U	20	0.54	ug/Kg			12/05/11 13:10	1
Styrene	5.0	U	5.0	0.15	ug/Kg			12/05/11 13:10	1
1,1,2,2-Tetrachloroethane	5.0	U	5.0	0.34	ug/Kg			12/05/11 13:10	1
Tetrachloroethene	5.0	U	5.0	0.52	ug/Kg			12/05/11 13:10	1
Toluene	5.0	U	5.0	0.27	ug/Kg			12/05/11 13:10	1
Trichloroethene	5.0	U	5.0	0.42	ug/Kg			12/05/11 13:10	1
Vinyl chloride	5.0	U	5.0	0.39	ug/Kg			12/05/11 13:10	1
Xylenes, Total	10	U	10	0.67	ug/Kg			12/05/11 13:10	1
1,1,1-Trichloroethane	5.0	U	5.0	0.56	ug/Kg			12/05/11 13:10	1
1,1,2-Trichloroethane	5.0	U	5.0	0.39	ug/Kg			12/05/11 13:10	1
Cyclohexane	10	U	10	0.33	ug/Kg			12/05/11 13:10	1
1,2-Dibromo-3-Chloropropane	10	U	10	1.3	ug/Kg			12/05/11 13:10	1
Ethylene Dibromide	5.0	U	5.0	0.50	ug/Kg			12/05/11 13:10	1
Dichlorodifluoromethane	5.0	U	5.0	0.50	ug/Kg			12/05/11 13:10	1
cis-1,2-Dichloroethene	5.0	U	5.0	0.36	ug/Kg			12/05/11 13:10	1
trans-1,2-Dichloroethene	5.0	U	5.0	0.41	ug/Kg			12/05/11 13:10	1
Isopropylbenzene	5.0	U	5.0	0.16	ug/Kg			12/05/11 13:10	1
Methyl acetate	10	U	10	1.4	ug/Kg			12/05/11 13:10	1
Methyl tert-butyl ether	20	U	20	0.43	ug/Kg			12/05/11 13:10	1
1,1,2-Trichloro-1,2,2-trifluoroethane	5.0	U	5.0	1.3	ug/Kg			12/05/11 13:10	1
1,2,4-Trichlorobenzene	0.344	J	5.0	0.27	ug/Kg			12/05/11 13:10	1
1,2-Dichlorobenzene	5.0	U	5.0	0.36	ug/Kg			12/05/11 13:10	1
1,3-Dichlorobenzene	5.0	U	5.0	0.35	ug/Kg			12/05/11 13:10	1
1,4-Dichlorobenzene	5.0	U	5.0	0.66	ug/Kg			12/05/11 13:10	1
Trichlorofluoromethane	5.0	U	5.0	0.34	ug/Kg			12/05/11 13:10	1
Chlorodibromomethane	5.0	U	5.0	0.55	ug/Kg			12/05/11 13:10	1
Methylcyclohexane	10	U	10	0.31	ug/Kg			12/05/11 13:10	1

Method: 8260B - Volatile Organic Compounds (GC/MS) (Continued)

Lab Sample ID: MB 240-25537/6
Matrix: Solid
Analysis Batch: 25537

Client Sample ID: Method Blank
Prep Type: Total/NA

Surrogate	MB %Recovery	MB Qualifier	Limits	Prepared	Analyzed	Dil Fac
1,2-Dichloroethane-d4 (Surr)	97		58 - 123		12/05/11 13:10	1
4-Bromofluorobenzene (Surr)	100		52 - 136		12/05/11 13:10	1
Toluene-d8 (Surr)	98		67 - 125		12/05/11 13:10	1
Dibromofluoromethane (Surr)	98		37 - 132		12/05/11 13:10	1

Lab Sample ID: LCS 240-25537/5
Matrix: Solid
Analysis Batch: 25537

Client Sample ID: Lab Control Sample
Prep Type: Total/NA

Analyte	Spike Added	LCS Result	LCS Qualifier	Unit	D	%Rec	%Rec. Limits
Acetone	100	86.5		ug/Kg		87	41 - 137
Benzene	50.0	49.9		ug/Kg		100	79 - 112
Dichlorobromomethane	50.0	48.8		ug/Kg		98	84 - 122
Bromoform	50.0	45.0		ug/Kg		90	62 - 133
Bromomethane	50.0	45.7		ug/Kg		91	42 - 136
2-Butanone (MEK)	100	78.3		ug/Kg		78	52 - 131
Carbon disulfide	50.0	49.7		ug/Kg		99	62 - 146
Carbon tetrachloride	50.0	51.8		ug/Kg		104	71 - 129
Chlorobenzene	50.0	48.7		ug/Kg		97	78 - 110
Chloroethane	50.0	48.4		ug/Kg		97	58 - 117
Chloroform	50.0	49.8		ug/Kg		100	77 - 114
Chloromethane	50.0	45.0		ug/Kg		90	50 - 110
1,1-Dichloroethane	50.0	49.8		ug/Kg		100	76 - 115
1,2-Dichloroethane	50.0	44.6		ug/Kg		89	72 - 120
1,1-Dichloroethene	50.0	51.0		ug/Kg		102	75 - 135
1,2-Dichloropropane	50.0	46.6		ug/Kg		93	87 - 113
cis-1,3-Dichloropropene	50.0	45.4		ug/Kg		91	74 - 128
trans-1,3-Dichloropropene	50.0	44.2		ug/Kg		88	73 - 131
Ethylbenzene	50.0	46.8		ug/Kg		94	79 - 117
2-Hexanone	100	79.5		ug/Kg		80	64 - 136
Methylene Chloride	50.0	52.3		ug/Kg		105	75 - 118
4-Methyl-2-pentanone (MIBK)	100	82.2		ug/Kg		82	67 - 135
Styrene	50.0	47.5		ug/Kg		95	87 - 117
1,1,2,2-Tetrachloroethane	50.0	44.4		ug/Kg		89	77 - 123
Tetrachloroethene	50.0	51.7		ug/Kg		103	79 - 114
Toluene	50.0	47.3		ug/Kg		95	75 - 111
Trichloroethene	50.0	50.0		ug/Kg		100	79 - 113
Vinyl chloride	50.0	43.7		ug/Kg		87	57 - 114
Xylenes, Total	150	144		ug/Kg		96	80 - 118
1,1,1-Trichloroethane	50.0	48.2		ug/Kg		96	77 - 126
1,1,2-Trichloroethane	50.0	44.7		ug/Kg		89	83 - 112
Cyclohexane	50.0	48.1		ug/Kg		96	66 - 110
1,2-Dibromo-3-Chloropropane	50.0	47.4		ug/Kg		95	61 - 132
Ethylene Dibromide	50.0	47.0		ug/Kg		94	83 - 117
Dichlorodifluoromethane	50.0	41.0		ug/Kg		82	26 - 113
cis-1,2-Dichloroethene	50.0	48.6		ug/Kg		97	76 - 113
trans-1,2-Dichloroethene	50.0	50.1		ug/Kg		100	78 - 117
Isopropylbenzene	50.0	49.9		ug/Kg		100	76 - 122
Methyl acetate	50.0	44.1		ug/Kg		88	57 - 130

Method: 8260B - Volatile Organic Compounds (GC/MS) (Continued)

Lab Sample ID: LCS 240-25537/5
Matrix: Solid
Analysis Batch: 25537

Client Sample ID: Lab Control Sample
Prep Type: Total/NA

Analyte	Spike Added	LCS Result	LCS Qualifier	Unit	D	%Rec	%Rec. Limits
Methyl tert-butyl ether	50.0	47.6		ug/Kg		95	49 - 165
1,1,2-Trichloro-1,2,2-trifluoroethane	50.0	57.3		ug/Kg		115	82 - 138
1,2,4-Trichlorobenzene	50.0	46.7		ug/Kg		93	64 - 124
1,2-Dichlorobenzene	50.0	47.6		ug/Kg		95	76 - 110
1,3-Dichlorobenzene	50.0	49.1		ug/Kg		98	78 - 111
1,4-Dichlorobenzene	50.0	47.3		ug/Kg		95	75 - 110
Trichlorofluoromethane	50.0	49.1		ug/Kg		98	57 - 146
Chlorodibromomethane	50.0	48.3		ug/Kg		97	72 - 127
Methylcyclohexane	50.0	51.2		ug/Kg		102	70 - 126
m-Xylene & p-Xylene	100	95.8		ug/Kg		96	80 - 117
o-Xylene	50.0	48.4		ug/Kg		97	80 - 120

Surrogate	*LCS %Recovery*	*LCS Qualifier*	*Limits*
1,2-Dichloroethane-d4 (Surr)	*95*		*58 - 123*
4-Bromofluorobenzene (Surr)	*97*		*52 - 136*
Toluene-d8 (Surr)	*97*		*67 - 125*
Dibromofluoromethane (Surr)	*101*		*37 - 132*

Method: 8270C - Semivolatile Organic Compounds (GC/MS)

Lab Sample ID: MB 240-24866/18-A
Matrix: Solid
Analysis Batch: 25162

Client Sample ID: Method Blank
Prep Type: Total/NA
Prep Batch: 24866

Analyte	MB Result	MB Qualifier	RL	MDL	Unit	D	Prepared	Analyzed	Dil Fac
1,1'-Biphenyl	50	U	50	27	ug/Kg		11/29/11 08:46	12/01/11 09:27	1
2,2'-oxybis[1-chloropropane]	100	U	100	9.5	ug/Kg		11/29/11 08:46	12/01/11 09:27	1
2,4,5-Trichlorophenol	150	U	150	25	ug/Kg		11/29/11 08:46	12/01/11 09:27	1
2,4,6-Trichlorophenol	150	U	150	80	ug/Kg		11/29/11 08:46	12/01/11 09:27	1
2,4-Dichlorophenol	150	U	150	20	ug/Kg		11/29/11 08:46	12/01/11 09:27	1
2,4-Dimethylphenol	150	U	150	20	ug/Kg		11/29/11 08:46	12/01/11 09:27	1
2,4-Dinitrophenol	330	U	330	80	ug/Kg		11/29/11 08:46	12/01/11 09:27	1
2,4-Dinitrotoluene	200	U	200	27	ug/Kg		11/29/11 08:46	12/01/11 09:27	1
2,6-Dinitrotoluene	200	U	200	21	ug/Kg		11/29/11 08:46	12/01/11 09:27	1
2-Chloronaphthalene	50	U	50	3.3	ug/Kg		11/29/11 08:46	12/01/11 09:27	1
2-Chlorophenol	50	U	50	27	ug/Kg		11/29/11 08:46	12/01/11 09:27	1
2-Methylnaphthalene	6.7	U	6.7	3.3	ug/Kg		11/29/11 08:46	12/01/11 09:27	1
2-Methylphenol	200	U	200	80	ug/Kg		11/29/11 08:46	12/01/11 09:27	1
2-Nitroaniline	200	U	200	9.1	ug/Kg		11/29/11 08:46	12/01/11 09:27	1
2-Nitrophenol	50	U	50	27	ug/Kg		11/29/11 08:46	12/01/11 09:27	1
3,3'-Dichlorobenzidine	100	U	100	18	ug/Kg		11/29/11 08:46	12/01/11 09:27	1
3-Nitroaniline	200	U	200	16	ug/Kg		11/29/11 08:46	12/01/11 09:27	1
4,6-Dinitro-2-methylphenol	150	U	150	80	ug/Kg		11/29/11 08:46	12/01/11 09:27	1
4-Bromophenyl phenyl ether	50	U	50	13	ug/Kg		11/29/11 08:46	12/01/11 09:27	1
4-Chloro-3-methylphenol	150	U	150	21	ug/Kg		11/29/11 08:46	12/01/11 09:27	1
4-Chloroaniline	150	U	150	17	ug/Kg		11/29/11 08:46	12/01/11 09:27	1
4-Chlorophenyl phenyl ether	50	U	50	13	ug/Kg		11/29/11 08:46	12/01/11 09:27	1
4-Nitroaniline	200	U	200	26	ug/Kg		11/29/11 08:46	12/01/11 09:27	1

Method: 8270C - Semivolatile Organic Compounds (GC/MS) (Continued)

Lab Sample ID: MB 240-24866/18-A
Matrix: Solid
Analysis Batch: 25162

Client Sample ID: Method Blank
Prep Type: Total/NA
Prep Batch: 24866

Analyte	MB Result	MB Qualifier	RL	MDL	Unit	D	Prepared	Analyzed	Dil Fac
4-Nitrophenol	330	U	330	80	ug/Kg		11/29/11 08:46	12/01/11 09:27	1
Acenaphthene	6.7	U	6.7	3.3	ug/Kg		11/29/11 08:46	12/01/11 09:27	1
Acenaphthylene	6.7	U	6.7	3.3	ug/Kg		11/29/11 08:46	12/01/11 09:27	1
Acetophenone	100	U	100	9.2	ug/Kg		11/29/11 08:46	12/01/11 09:27	1
Anthracene	6.7	U	6.7	3.3	ug/Kg		11/29/11 08:46	12/01/11 09:27	1
Atrazine	200	U	200	9.1	ug/Kg		11/29/11 08:46	12/01/11 09:27	1
Benzaldehyde	100	U	100	12	ug/Kg		11/29/11 08:46	12/01/11 09:27	1
Benzo[a]anthracene	6.7	U	6.7	3.3	ug/Kg		11/29/11 08:46	12/01/11 09:27	1
Benzo[a]pyrene	6.7	U	6.7	3.3	ug/Kg		11/29/11 08:46	12/01/11 09:27	1
Benzo[b]fluoranthene	6.7	U	6.7	3.3	ug/Kg		11/29/11 08:46	12/01/11 09:27	1
Benzo[g,h,i]perylene	6.7	U	6.7	3.3	ug/Kg		11/29/11 08:46	12/01/11 09:27	1
Benzo[k]fluoranthene	6.7	U	6.7	3.3	ug/Kg		11/29/11 08:46	12/01/11 09:27	1
Bis(2-chloroethoxy)methane	100	U	100	22	ug/Kg		11/29/11 08:46	12/01/11 09:27	1
Bis(2-chloroethyl)ether	100	U	100	2.0	ug/Kg		11/29/11 08:46	12/01/11 09:27	1
Bis(2-ethylhexyl) phthalate	50	U	50	19	ug/Kg		11/29/11 08:46	12/01/11 09:27	1
Butyl benzyl phthalate	50	U	50	10	ug/Kg		11/29/11 08:46	12/01/11 09:27	1
Caprolactam	330	U	330	37	ug/Kg		11/29/11 08:46	12/01/11 09:27	1
Carbazole	50	U	50	27	ug/Kg		11/29/11 08:46	12/01/11 09:27	1
Chrysene	6.7	U	6.7	1.1	ug/Kg		11/29/11 08:46	12/01/11 09:27	1
Dibenz(a,h)anthracene	6.7	U	6.7	3.3	ug/Kg		11/29/11 08:46	12/01/11 09:27	1
Dibenzofuran	50	U	50	3.3	ug/Kg		11/29/11 08:46	12/01/11 09:27	1
Diethyl phthalate	50	U	50	16	ug/Kg		11/29/11 08:46	12/01/11 09:27	1
Dimethyl phthalate	50	U	50	17	ug/Kg		11/29/11 08:46	12/01/11 09:27	1
Di-n-butyl phthalate	50	U	50	15	ug/Kg		11/29/11 08:46	12/01/11 09:27	1
Di-n-octyl phthalate	50	U	50	27	ug/Kg		11/29/11 08:46	12/01/11 09:27	1
Fluoranthene	6.7	U	6.7	3.3	ug/Kg		11/29/11 08:46	12/01/11 09:27	1
Fluorene	6.7	U	6.7	3.3	ug/Kg		11/29/11 08:46	12/01/11 09:27	1
Hexachlorobenzene	6.7	U	6.7	2.1	ug/Kg		11/29/11 08:46	12/01/11 09:27	1
Hexachlorobutadiene	50	U	50	27	ug/Kg		11/29/11 08:46	12/01/11 09:27	1
Hexachlorocyclopentadiene	330	U	330	27	ug/Kg		11/29/11 08:46	12/01/11 09:27	1
Hexachloroethane	50	U	50	9.0	ug/Kg		11/29/11 08:46	12/01/11 09:27	1
Indeno[1,2,3-cd]pyrene	6.7	U	6.7	3.3	ug/Kg		11/29/11 08:46	12/01/11 09:27	1
Isophorone	50	U	50	13	ug/Kg		11/29/11 08:46	12/01/11 09:27	1
Naphthalene	6.7	U	6.7	3.3	ug/Kg		11/29/11 08:46	12/01/11 09:27	1
Nitrobenzene	100	U	100	2.2	ug/Kg		11/29/11 08:46	12/01/11 09:27	1
N-Nitrosodi-n-propylamine	50	U	50	27	ug/Kg		11/29/11 08:46	12/01/11 09:27	1
N-Nitrosodiphenylamine	50	U	50	21	ug/Kg		11/29/11 08:46	12/01/11 09:27	1
Pentachlorophenol	150	U	150	80	ug/Kg		11/29/11 08:46	12/01/11 09:27	1
Phenol	50	U	50	27	ug/Kg		11/29/11 08:46	12/01/11 09:27	1
Phenanthrene	6.7	U	6.7	3.3	ug/Kg		11/29/11 08:46	12/01/11 09:27	1
Pyrene	6.7	U	6.7	3.3	ug/Kg		11/29/11 08:46	12/01/11 09:27	1
3 & 4 Methylphenol	400	U	400	20	ug/Kg		11/29/11 08:46	12/01/11 09:27	1

Surrogate	*MB %Recovery*	*MB Qualifier*	*Limits*	*Prepared*	*Analyzed*	*Dil Fac*
2-Fluorobiphenyl (Surr)	*62*		*34 - 110*	*11/29/11 08:46*	*12/01/11 09:27*	*1*
2-Fluorophenol (Surr)	*66*		*26 - 110*	*11/29/11 08:46*	*12/01/11 09:27*	*1*
2,4,6-Tribromophenol (Surr)	*57*		*10 - 118*	*11/29/11 08:46*	*12/01/11 09:27*	*1*
Nitrobenzene-d5 (Surr)	*57*		*24 - 112*	*11/29/11 08:46*	*12/01/11 09:27*	*1*
Phenol-d5 (Surr)	*61*		*28 - 110*	*11/29/11 08:46*	*12/01/11 09:27*	*1*

Method: 8270C - Semivolatile Organic Compounds (GC/MS) (Continued)

Lab Sample ID: MB 240-24866/18-A
Matrix: Solid
Analysis Batch: 25162

Client Sample ID: Method Blank
Prep Type: Total/NA
Prep Batch: 24866

Surrogate	MB %Recovery	MB Qualifier	Limits	Prepared	Analyzed	Dil Fac
Terphenyl-d14 (Surr)	80		41 - 119	11/29/11 08:46	12/01/11 09:27	1

Lab Sample ID: LCS 240-24866/19-A
Matrix: Solid
Analysis Batch: 25162

Client Sample ID: Lab Control Sample
Prep Type: Total/NA
Prep Batch: 24866

Analyte	Spike Added	LCS Result	LCS Qualifier	Unit	D	%Rec	%Rec. Limits
1,1'-Biphenyl	667	375		ug/Kg		56	50 - 130
2,2'-oxybis[1-chloropropane]	667	337		ug/Kg		50	36 - 116
2,4,5-Trichlorophenol	667	410		ug/Kg		61	42 - 110
2,4,6-Trichlorophenol	667	363		ug/Kg		54	37 - 110
2,4-Dichlorophenol	667	393		ug/Kg		59	40 - 110
2,4-Dimethylphenol	667	346		ug/Kg		52	28 - 110
2,4-Dinitrophenol	667	259	J	ug/Kg		39	10 - 110
2,4-Dinitrotoluene	667	464		ug/Kg		70	55 - 116
2,6-Dinitrotoluene	667	455		ug/Kg		68	54 - 115
2-Chloronaphthalene	667	389		ug/Kg		58	46 - 110
2-Chlorophenol	667	393		ug/Kg		59	39 - 110
2-Methylnaphthalene	667	399		ug/Kg		60	46 - 110
2-Methylphenol	667	382		ug/Kg		57	36 - 110
2-Nitroaniline	667	365		ug/Kg		55	47 - 124
2-Nitrophenol	667	389		ug/Kg		58	35 - 110
3,3'-Dichlorobenzidine	667	265		ug/Kg		40	31 - 110
3-Nitroaniline	667	349		ug/Kg		52	44 - 110
4,6-Dinitro-2-methylphenol	667	339		ug/Kg		51	21 - 110
4-Bromophenyl phenyl ether	667	403		ug/Kg		60	53 - 112
4-Chloro-3-methylphenol	667	390		ug/Kg		58	42 - 110
4-Chloroaniline	667	259		ug/Kg		39	25 - 110
4-Chlorophenyl phenyl ether	667	413		ug/Kg		62	53 - 110
4-Nitroaniline	667	377		ug/Kg		56	50 - 110
4-Nitrophenol	667	292	J	ug/Kg		44	24 - 117
Acenaphthene	667	377		ug/Kg		57	46 - 110
Acenaphthylene	667	387		ug/Kg		58	47 - 110
Acetophenone	667	377		ug/Kg		56	50 - 130
Anthracene	667	420		ug/Kg		63	56 - 111
Atrazine	667	520		ug/Kg		78	50 - 130
Benzaldehyde	667	334		ug/Kg		50	10 - 130
Benzo[a]anthracene	667	441		ug/Kg		66	58 - 111
Benzo[a]pyrene	667	390		ug/Kg		58	44 - 115
Benzo[b]fluoranthene	667	400		ug/Kg		60	43 - 124
Benzo[g,h,i]perylene	667	451		ug/Kg		68	44 - 120
Benzo[k]fluoranthene	667	444		ug/Kg		67	38 - 122
Bis(2-chloroethoxy)methane	667	371		ug/Kg		56	42 - 110
Bis(2-chloroethyl)ether	667	401		ug/Kg		60	41 - 110
Bis(2-ethylhexyl) phthalate	667	475		ug/Kg		71	56 - 123
Butyl benzyl phthalate	667	453		ug/Kg		68	57 - 121
Caprolactam	667	350		ug/Kg		52	50 - 130
Carbazole	667	409		ug/Kg		61	56 - 115
Chrysene	667	445		ug/Kg		67	56 - 111

Method: 8270C - Semivolatile Organic Compounds (GC/MS) (Continued)

Lab Sample ID: LCS 240-24866/19-A
Matrix: Solid
Analysis Batch: 25162

Client Sample ID: Lab Control Sample
Prep Type: Total/NA
Prep Batch: 24866

Analyte	Spike Added	LCS Result	LCS Qualifier	Unit	D	%Rec	%Rec. Limits
Dibenz(a,h)anthracene	667	422		ug/Kg		63	45 - 122
Dibenzofuran	667	387		ug/Kg		58	50 - 110
Diethyl phthalate	667	423		ug/Kg		63	55 - 114
Dimethyl phthalate	667	411		ug/Kg		62	54 - 112
Di-n-butyl phthalate	667	427		ug/Kg		64	57 - 119
Di-n-octyl phthalate	667	415		ug/Kg		62	45 - 123
Fluoranthene	667	443		ug/Kg		66	55 - 118
Fluorene	667	399		ug/Kg		60	51 - 110
Hexachlorobenzene	667	423		ug/Kg		63	51 - 110
Hexachlorobutadiene	667	393		ug/Kg		59	39 - 110
Hexachlorocyclopentadiene	667	343		ug/Kg		51	10 - 110
Hexachloroethane	667	353		ug/Kg		53	38 - 110
Indeno[1,2,3-cd]pyrene	667	417		ug/Kg		63	45 - 121
Isophorone	667	362		ug/Kg		54	46 - 117
Naphthalene	667	387		ug/Kg		58	42 - 110
Nitrobenzene	667	366		ug/Kg		55	40 - 110
N-Nitrosodi-n-propylamine	667	356		ug/Kg		53	40 - 114
N-Nitrosodiphenylamine	667	387		ug/Kg		58	54 - 112
Pentachlorophenol	667	185		ug/Kg		28	10 - 110
Phenol	667	366		ug/Kg		55	39 - 110
Phenanthrene	667	417		ug/Kg		62	54 - 110
Pyrene	667	424		ug/Kg		64	58 - 113
3 & 4 Methylphenol	1330	740		ug/Kg		56	40 - 110

Surrogate	*LCS %Recovery*	*LCS Qualifier*	*Limits*
2-Fluorobiphenyl (Surr)	*56*		*34 - 110*
2-Fluorophenol (Surr)	*60*		*26 - 110*
2,4,6-Tribromophenol (Surr)	*57*		*10 - 118*
Nitrobenzene-d5 (Surr)	*55*		*24 - 112*
Phenol-d5 (Surr)	*57*		*28 - 110*
Terphenyl-d14 (Surr)	*72*		*41 - 119*

Lab Sample ID: 240-6291-3 MS
Matrix: Solid
Analysis Batch: 25162

Client Sample ID: S-017324-112311-TP-078
Prep Type: Total/NA
Prep Batch: 24866

Analyte	Sample Result	Sample Qualifier	Spike Added	MS Result	MS Qualifier	Unit	D	%Rec	%Rec. Limits
1,1'-Biphenyl	57	U	755	443		ug/Kg	☼	59	50 - 130
2,2'-oxybis[1-chloropropane]	110	U	755	358		ug/Kg	☼	47	25 - 124
2,4,5-Trichlorophenol	170	U	755	320		ug/Kg	☼	42	32 - 112
2,4,6-Trichlorophenol	170	U	755	244		ug/Kg	☼	32	22 - 110
2,4-Dichlorophenol	170	U	755	470		ug/Kg	☼	62	33 - 110
2,4-Dimethylphenol	170	U	755	437		ug/Kg	☼	58	19 - 114
2,4-Dinitrophenol	370	U	755	370	U F	ug/Kg	☼	0	10 - 110
2,4-Dinitrotoluene	230	U	755	533		ug/Kg	☼	71	42 - 118
2,6-Dinitrotoluene	230	U	755	551		ug/Kg	☼	73	28 - 137
2-Chloronaphthalene	57	U	755	464		ug/Kg	☼	61	40 - 110
2-Chlorophenol	57	U	755	430		ug/Kg	☼	57	32 - 110
2-Methylnaphthalene	7.6	U	755	495		ug/Kg	☼	66	10 - 200

Method: 8270C - Semivolatile Organic Compounds (GC/MS) (Continued)

Lab Sample ID: 240-6291-3 MS
Matrix: Solid
Analysis Batch: 25162

Client Sample ID: S-017324-112311-TP-078
Prep Type: Total/NA
Prep Batch: 24866

Analyte	Sample Result	Sample Qualifier	Spike Added	MS Result	MS Qualifier	Unit	D	%Rec	%Rec. Limits
2-Methylphenol	230	U	755	568		ug/Kg	☼	75	19 - 124
2-Nitroaniline	230	U	755	462		ug/Kg	☼	61	31 - 141
2-Nitrophenol	57	U	755	464		ug/Kg	☼	61	17 - 110
3,3'-Dichlorobenzidine	110	U	755	316		ug/Kg	☼	42	10 - 110
3-Nitroaniline	230	U	755	413		ug/Kg	☼	55	24 - 110
4,6-Dinitro-2-methylphenol	170	U	755	170	U F	ug/Kg	☼	0	10 - 110
4-Bromophenyl phenyl ether	57	U	755	498		ug/Kg	☼	66	44 - 120
4-Chloro-3-methylphenol	170	U	755	506		ug/Kg	☼	67	32 - 117
4-Chloroaniline	170	U	755	219		ug/Kg	☼	29	11 - 110
4-Chlorophenyl phenyl ether	57	U	755	538		ug/Kg	☼	71	47 - 116
4-Nitroaniline	230	U	755	432		ug/Kg	☼	57	23 - 124
4-Nitrophenol	370	U	755	370	U F	ug/Kg	☼	0	10 - 125
Acenaphthene	7.6	U	755	471		ug/Kg	☼	62	10 - 200
Acenaphthylene	7.6	U	755	470		ug/Kg	☼	62	10 - 200
Acetophenone	110	U	755	412		ug/Kg	☼	55	50 - 130
Anthracene	7.6	U	755	507		ug/Kg	☼	67	10 - 200
Atrazine	230	U	755	583		ug/Kg	☼	77	50 - 130
Benzaldehyde	110	U	755	351		ug/Kg	☼	47	10 - 130
Benzo[a]anthracene	7.6	U	755	529		ug/Kg	☼	70	10 - 200
Benzo[a]pyrene	7.6	U	755	467		ug/Kg	☼	62	10 - 200
Benzo[b]fluoranthene	7.6	U	755	528		ug/Kg	☼	70	10 - 200
Benzo[g,h,i]perylene	8.3		755	499		ug/Kg	☼	65	10 - 200
Benzo[k]fluoranthene	7.6	U	755	479		ug/Kg	☼	64	10 - 200
Bis(2-chloroethoxy)methane	110	U	755	399		ug/Kg	☼	53	36 - 110
Bis(2-chloroethyl)ether	110	U	755	496		ug/Kg	☼	66	32 - 118
Bis(2-ethylhexyl) phthalate	41	J	755	532		ug/Kg	☼	65	10 - 200
Butyl benzyl phthalate	57	U	755	511		ug/Kg	☼	68	43 - 138
Caprolactam	370	U	755	370	U F	ug/Kg	☼	0	50 - 130
Carbazole	57	U	755	487		ug/Kg	☼	65	10 - 162
Chrysene	20		755	523		ug/Kg	☼	67	10 - 200
Dibenz(a,h)anthracene	7.6	U	755	478		ug/Kg	☼	63	10 - 200
Dibenzofuran	57	U	755	494		ug/Kg	☼	65	10 - 200
Diethyl phthalate	57	U	755	517		ug/Kg	☼	69	48 - 118
Dimethyl phthalate	57	U	755	495		ug/Kg	☼	66	47 - 116
Di-n-butyl phthalate	57	U	755	506		ug/Kg	☼	67	31 - 145
Di-n-octyl phthalate	57	U	755	488		ug/Kg	☼	65	10 - 182
Fluoranthene	7.6	U	755	561		ug/Kg	☼	74	10 - 200
Fluorene	7.6	U	755	511		ug/Kg	☼	68	10 - 187
Hexachlorobenzene	7.6	U	755	517		ug/Kg	☼	69	37 - 122
Hexachlorobutadiene	57	U	755	424		ug/Kg	☼	56	30 - 110
Hexachlorocyclopentadiene	370	U	755	370	U F	ug/Kg	☼	0	10 - 110
Hexachloroethane	57	U	755	283		ug/Kg	☼	38	13 - 110
Indeno[1,2,3-cd]pyrene	7.6	U	755	466		ug/Kg	☼	62	10 - 200
Isophorone	57	U	755	387		ug/Kg	☼	51	32 - 129
Naphthalene	7.6	U	755	415		ug/Kg	☼	55	10 - 200
Nitrobenzene	110	U	755	362		ug/Kg	☼	48	33 - 111
N-Nitrosodi-n-propylamine	57	U	755	363		ug/Kg	☼	48	30 - 121
N-Nitrosodiphenylamine	57	U	755	476		ug/Kg	☼	63	10 - 169
Pentachlorophenol	170	U	755	170	U F	ug/Kg	☼	0	10 - 182
Phenol	57	U	755	412		ug/Kg	☼	55	10 - 144

Method: 8270C - Semivolatile Organic Compounds (GC/MS) (Continued)

Lab Sample ID: 240-6291-3 MS
Matrix: Solid
Analysis Batch: 25162

Client Sample ID: S-017324-112311-TP-078
Prep Type: Total/NA
Prep Batch: 24866

Analyte	Sample Result	Sample Qualifier	Spike Added	MS Result	MS Qualifier	Unit	D	%Rec	%Rec. Limits
Phenanthrene	7.6	U	755	518		ug/Kg	☼	69	10 - 200
Pyrene	9.8		755	489		ug/Kg	☼	63	10 - 200
3 & 4 Methylphenol	450	U	1510	1000		ug/Kg	☼	66	27 - 116

Surrogate	*MS %Recovery*	*MS Qualifier*	*Limits*
2-Fluorobiphenyl (Surr)	*58*		*34 - 110*
2-Fluorophenol (Surr)	*56*		*26 - 110*
2,4,6-Tribromophenol (Surr)	*36*		*10 - 118*
Nitrobenzene-d5 (Surr)	*48*		*24 - 112*
Phenol-d5 (Surr)	*55*		*28 - 110*
Terphenyl-d14 (Surr)	*71*		*41 - 119*

Lab Sample ID: 240-6291-3 MSD
Matrix: Solid
Analysis Batch: 25162

Client Sample ID: S-017324-112311-TP-078
Prep Type: Total/NA
Prep Batch: 24866

Analyte	Sample Result	Sample Qualifier	Spike Added	MSD Result	MSD Qualifier	Unit	D	%Rec	%Rec. Limits	RPD	RPD Limit
1,1'-Biphenyl	57	U	754	445		ug/Kg	☼	59	50 - 130	0	30
2,2'-oxybis[1-chloropropane]	110	U	754	377		ug/Kg	☼	50	25 - 124	5	30
2,4,5-Trichlorophenol	170	U	754	430		ug/Kg	☼	57	32 - 112	29	30
2,4,6-Trichlorophenol	170	U	754	283		ug/Kg	☼	38	22 - 110	15	30
2,4-Dichlorophenol	170	U	754	454		ug/Kg	☼	60	33 - 110	4	30
2,4-Dimethylphenol	170	U	754	430		ug/Kg	☼	57	19 - 114	2	30
2,4-Dinitrophenol	370	U	754	370	U F	ug/Kg	☼	0	10 - 110	NC	30
2,4-Dinitrotoluene	230	U	754	522		ug/Kg	☼	69	42 - 118	2	30
2,6-Dinitrotoluene	230	U	754	524		ug/Kg	☼	70	28 - 137	5	30
2-Chloronaphthalene	57	U	754	461		ug/Kg	☼	61	40 - 110	1	30
2-Chlorophenol	57	U	754	455		ug/Kg	☼	60	32 - 110	6	30
2-Methylnaphthalene	7.6	U	754	498		ug/Kg	☼	66	10 - 200	1	30
2-Methylphenol	230	U	754	456		ug/Kg	☼	60	19 - 124	22	30
2-Nitroaniline	230	U	754	456		ug/Kg	☼	60	31 - 141	1	30
2-Nitrophenol	57	U	754	399		ug/Kg	☼	53	17 - 110	15	30
3,3'-Dichlorobenzidine	110	U	754	344		ug/Kg	☼	46	10 - 110	8	30
3-Nitroaniline	230	U	754	437		ug/Kg	☼	58	24 - 110	6	30
4,6-Dinitro-2-methylphenol	170	U	754	170	U F	ug/Kg	☼	0	10 - 110	NC	30
4-Bromophenyl phenyl ether	57	U	754	476		ug/Kg	☼	63	44 - 120	5	30
4-Chloro-3-methylphenol	170	U	754	476		ug/Kg	☼	63	32 - 117	6	30
4-Chloroaniline	170	U	754	286		ug/Kg	☼	38	11 - 110	27	30
4-Chlorophenyl phenyl ether	57	U	754	516		ug/Kg	☼	68	47 - 116	4	30
4-Nitroaniline	230	U	754	230	U F	ug/Kg	☼	0	23 - 124	NC	30
4-Nitrophenol	370	U	754	370	U F	ug/Kg	☼	0	10 - 125	NC	30
Acenaphthene	7.6	U	754	460		ug/Kg	☼	61	10 - 200	2	30
Acenaphthylene	7.6	U	754	461		ug/Kg	☼	61	10 - 200	2	30
Acetophenone	110	U	754	427		ug/Kg	☼	57	50 - 130	4	30
Anthracene	7.6	U	754	462		ug/Kg	☼	61	10 - 200	9	30
Atrazine	230	U	754	534		ug/Kg	☼	71	50 - 130	9	30
Benzaldehyde	110	U	754	357		ug/Kg	☼	47	10 - 130	2	30
Benzo[a]anthracene	7.6	U	754	514		ug/Kg	☼	68	10 - 200	3	30
Benzo[a]pyrene	7.6	U	754	444		ug/Kg	☼	59	10 - 200	5	30

Method: 8270C - Semivolatile Organic Compounds (GC/MS) (Continued)

Lab Sample ID: 240-6291-3 MSD
Matrix: Solid
Analysis Batch: 25162

Client Sample ID: S-017324-112311-TP-078
Prep Type: Total/NA
Prep Batch: 24866

Analyte	Sample Result	Sample Qualifier	Spike Added	MSD Result	MSD Qualifier	Unit	D	%Rec	%Rec. Limits	RPD	RPD Limit
Benzo[b]fluoranthene	7.6	U	754	488		ug/Kg	☼	65	10 - 200	8	30
Benzo[g,h,i]perylene	8.3		754	471		ug/Kg	☼	61	10 - 200	6	30
Benzo[k]fluoranthene	7.6	U	754	488		ug/Kg	☼	65	10 - 200	2	30
Bis(2-chloroethoxy)methane	110	U	754	431		ug/Kg	☼	57	36 - 110	8	30
Bis(2-chloroethyl)ether	110	U	754	540		ug/Kg	☼	72	32 - 118	9	30
Bis(2-ethylhexyl) phthalate	41	J	754	528		ug/Kg	☼	65	10 - 200	1	30
Butyl benzyl phthalate	57	U	754	500		ug/Kg	☼	66	43 - 138	2	30
Caprolactam	370	U	754	370	U F	ug/Kg	☼	0	50 - 130	NC	30
Carbazole	57	U	754	471		ug/Kg	☼	62	10 - 162	3	30
Chrysene	20		754	508		ug/Kg	☼	65	10 - 200	3	30
Dibenz(a,h)anthracene	7.6	U	754	460		ug/Kg	☼	61	10 - 200	4	30
Dibenzofuran	57	U	754	486		ug/Kg	☼	64	10 - 200	2	30
Diethyl phthalate	57	U	754	498		ug/Kg	☼	66	48 - 118	4	30
Dimethyl phthalate	57	U	754	485		ug/Kg	☼	64	47 - 116	2	30
Di-n-butyl phthalate	57	U	754	488		ug/Kg	☼	65	31 - 145	4	30
Di-n-octyl phthalate	57	U	754	486		ug/Kg	☼	64	10 - 182	0	30
Fluoranthene	7.6	U	754	542		ug/Kg	☼	72	10 - 200	3	30
Fluorene	7.6	U	754	500		ug/Kg	☼	66	10 - 187	2	30
Hexachlorobenzene	7.6	U	754	492		ug/Kg	☼	65	37 - 122	5	30
Hexachlorobutadiene	57	U	754	431		ug/Kg	☼	57	30 - 110	2	30
Hexachlorocyclopentadiene	370	U	754	370	U F	ug/Kg	☼	0	10 - 110	NC	30
Hexachloroethane	57	U	754	279		ug/Kg	☼	37	13 - 110	2	30
Indeno[1,2,3-cd]pyrene	7.6	U	754	448		ug/Kg	☼	59	10 - 200	4	30
Isophorone	57	U	754	402		ug/Kg	☼	53	32 - 129	4	30
Naphthalene	7.6	U	754	434		ug/Kg	☼	58	10 - 200	5	30
Nitrobenzene	110	U	754	387		ug/Kg	☼	51	33 - 111	7	30
N-Nitrosodi-n-propylamine	57	U	754	386		ug/Kg	☼	51	30 - 121	6	30
N-Nitrosodiphenylamine	57	U	754	445		ug/Kg	☼	59	10 - 169	7	30
Pentachlorophenol	170	U	754	170	U F	ug/Kg	☼	0	10 - 182	NC	30
Phenol	57	U	754	433		ug/Kg	☼	57	10 - 144	5	30
Phenanthrene	7.6	U	754	490		ug/Kg	☼	65	10 - 200	6	30
Pyrene	9.8		754	479		ug/Kg	☼	62	10 - 200	2	30
3 & 4 Methylphenol	450	U	1510	912		ug/Kg	☼	60	27 - 116	10	30

Surrogate	*MSD %Recovery*	*MSD Qualifier*	*Limits*
2-Fluorobiphenyl (Surr)	*58*		*34 - 110*
2-Fluorophenol (Surr)	*62*		*26 - 110*
2,4,6-Tribromophenol (Surr)	*42*		*10 - 118*
Nitrobenzene-d5 (Surr)	*50*		*24 - 112*
Phenol-d5 (Surr)	*58*		*28 - 110*
Terphenyl-d14 (Surr)	*69*		*41 - 119*

Method: 8082 - Polychlorinated Biphenyls (PCBs) by Gas Chromatography

Lab Sample ID: MB 240-24742/1-A — **Client Sample ID: Method Blank**
Matrix: Solid — **Prep Type: Total/NA**
Analysis Batch: 25046 — **Prep Batch: 24742**

Analyte	MB Result	MB Qualifier	RL	MDL	Unit	D	Prepared	Analyzed	Dil Fac
Aroclor-1016	33	U	33	21	ug/Kg		11/28/11 10:37	11/30/11 13:45	1
Aroclor-1221	33	U	33	16	ug/Kg		11/28/11 10:37	11/30/11 13:45	1
Aroclor-1232	33	U	33	14	ug/Kg		11/28/11 10:37	11/30/11 13:45	1
Aroclor-1242	33	U	33	13	ug/Kg		11/28/11 10:37	11/30/11 13:45	1
Aroclor-1248	33	U	33	17	ug/Kg		11/28/11 10:37	11/30/11 13:45	1
Aroclor-1254	33	U	33	17	ug/Kg		11/28/11 10:37	11/30/11 13:45	1
Aroclor-1260	33	U	33	17	ug/Kg		11/28/11 10:37	11/30/11 13:45	1

Surrogate	*MB %Recovery*	*MB Qualifier*	*Limits*	*Prepared*	*Analyzed*	*Dil Fac*
Tetrachloro-m-xylene	*74*		*29 - 151*	*11/28/11 10:37*	*11/30/11 13:45*	*1*
DCB Decachlorobiphenyl	*74*		*14 - 163*	*11/28/11 10:37*	*11/30/11 13:45*	*1*

Lab Sample ID: LCS 240-24742/2-A — **Client Sample ID: Lab Control Sample**
Matrix: Solid — **Prep Type: Total/NA**
Analysis Batch: 25046 — **Prep Batch: 24742**

Analyte			Spike Added	LCS Result	LCS Qualifier	Unit	D	%Rec	%Rec. Limits		
Aroclor-1016			333	289		ug/Kg		87	62 - 120		
Aroclor-1260			333	296		ug/Kg		89	56 - 122		

Surrogate	*LCS %Recovery*	*LCS Qualifier*	*Limits*
Tetrachloro-m-xylene	*77*		*29 - 151*
DCB Decachlorobiphenyl	*84*		*14 - 163*

Lab Sample ID: 240-6291-3 MS — **Client Sample ID: S-017324-112311-TP-078**
Matrix: Solid — **Prep Type: Total/NA**
Analysis Batch: 25046 — **Prep Batch: 24742**

Analyte	Sample Result	Sample Qualifier	Spike Added	MS Result	MS Qualifier	Unit	D	%Rec	%Rec. Limits		
Aroclor-1016	37	U	375	269		ug/Kg	☼	72	22 - 157		
Aroclor-1260	37	U	375	281		ug/Kg	☼	75	13 - 161		

Surrogate	*MS %Recovery*	*MS Qualifier*	*Limits*
Tetrachloro-m-xylene	*66*		*29 - 151*
DCB Decachlorobiphenyl	*77*		*14 - 163*

Lab Sample ID: 240-6291-3 MSD — **Client Sample ID: S-017324-112311-TP-078**
Matrix: Solid — **Prep Type: Total/NA**
Analysis Batch: 25046 — **Prep Batch: 24742**

Analyte	Sample Result	Sample Qualifier	Spike Added	MSD Result	MSD Qualifier	Unit	D	%Rec	%Rec. Limits	RPD	RPD Limit
Aroclor-1016	37	U	377	257		ug/Kg	☼	68	22 - 157	5	30
Aroclor-1260	37	U	377	255		ug/Kg	☼	68	13 - 161	10	30

Surrogate	*MSD %Recovery*	*MSD Qualifier*	*Limits*
Tetrachloro-m-xylene	*60*		*29 - 151*
DCB Decachlorobiphenyl	*93*		*14 - 163*

Method: 8082 - Polychlorinated Biphenyls (PCBs) by Gas Chromatography (Continued)

Lab Sample ID: MB 240-25033/18-A
Matrix: Solid
Analysis Batch: 25371

Client Sample ID: Method Blank
Prep Type: Total/NA
Prep Batch: 25033

Analyte	MB Result	MB Qualifier	RL	MDL	Unit	D	Prepared	Analyzed	Dil Fac
Aroclor-1016	33	U	33	21	ug/Kg		11/30/11 10:04	12/02/11 17:37	1
Aroclor-1221	33	U	33	16	ug/Kg		11/30/11 10:04	12/02/11 17:37	1
Aroclor-1232	33	U	33	14	ug/Kg		11/30/11 10:04	12/02/11 17:37	1
Aroclor-1242	33	U	33	13	ug/Kg		11/30/11 10:04	12/02/11 17:37	1
Aroclor-1248	33	U	33	17	ug/Kg		11/30/11 10:04	12/02/11 17:37	1
Aroclor-1254	33	U	33	17	ug/Kg		11/30/11 10:04	12/02/11 17:37	1
Aroclor-1260	33	U	33	17	ug/Kg		11/30/11 10:04	12/02/11 17:37	1

Surrogate	*MB %Recovery*	*MB Qualifier*	*Limits*	*Prepared*	*Analyzed*	*Dil Fac*
Tetrachloro-m-xylene	*70*		*29 - 151*	*11/30/11 10:04*	*12/02/11 17:37*	*1*
DCB Decachlorobiphenyl	*76*		*14 - 163*	*11/30/11 10:04*	*12/02/11 17:37*	*1*

Lab Sample ID: LCS 240-25033/19-A
Matrix: Solid
Analysis Batch: 25371

Client Sample ID: Lab Control Sample
Prep Type: Total/NA
Prep Batch: 25033

Analyte			Spike Added	LCS Result	LCS Qualifier	Unit	D	%Rec	%Rec. Limits		
Aroclor-1016			333	259		ug/Kg		78	62 - 120		
Aroclor-1260			333	246		ug/Kg		74	56 - 122		

Surrogate	*LCS %Recovery*	*LCS Qualifier*	*Limits*
Tetrachloro-m-xylene	*69*		*29 - 151*
DCB Decachlorobiphenyl	*70*		*14 - 163*

Method: 6010B - Metals (ICP)

Lab Sample ID: MB 240-24899/1-A
Matrix: Solid
Analysis Batch: 25145

Client Sample ID: Method Blank
Prep Type: Total/NA
Prep Batch: 24899

Analyte	MB Result	MB Qualifier	RL	MDL	Unit	D	Prepared	Analyzed	Dil Fac
Aluminum	20	U	20	9.6	mg/Kg		11/29/11 11:25	11/30/11 06:58	1
Antimony	1.0	U	1.0	0.39	mg/Kg		11/29/11 11:25	11/30/11 06:58	1
Barium	0.118	J	20	0.071	mg/Kg		11/29/11 11:25	11/30/11 06:58	1
Beryllium	0.50	U	0.50	0.043	mg/Kg		11/29/11 11:25	11/30/11 06:58	1
Calcium	16.0	J	500	16	mg/Kg		11/29/11 11:25	11/30/11 06:58	1
Cadmium	0.20	U	0.20	0.036	mg/Kg		11/29/11 11:25	11/30/11 06:58	1
Cobalt	5.0	U	5.0	0.16	mg/Kg		11/29/11 11:25	11/30/11 06:58	1
Chromium	0.50	U	0.50	0.20	mg/Kg		11/29/11 11:25	11/30/11 06:58	1
Copper	2.5	U	2.5	0.74	mg/Kg		11/29/11 11:25	11/30/11 06:58	1
Iron	5.09	J	10	4.9	mg/Kg		11/29/11 11:25	11/30/11 06:58	1
Potassium	25.5	J	500	6.2	mg/Kg		11/29/11 11:25	11/30/11 06:58	1
Magnesium	23.0	J	500	5.1	mg/Kg		11/29/11 11:25	11/30/11 06:58	1
Manganese	0.203	J	1.5	0.074	mg/Kg		11/29/11 11:25	11/30/11 06:58	1
Silver	0.50	U	0.50	0.10	mg/Kg		11/29/11 11:25	11/30/11 06:58	1
Sodium	500	U	500	66	mg/Kg		11/29/11 11:25	11/30/11 06:58	1
Nickel	4.0	U	4.0	0.27	mg/Kg		11/29/11 11:25	11/30/11 06:58	1
Vanadium	5.0	U	5.0	0.12	mg/Kg		11/29/11 11:25	11/30/11 06:58	1
Zinc	2.0	U	2.0	1.0	mg/Kg		11/29/11 11:25	11/30/11 06:58	1

Method: 6010B - Metals (ICP) (Continued)

Lab Sample ID: MB 240-24899/1-A
Matrix: Solid
Analysis Batch: 25145

Client Sample ID: Method Blank
Prep Type: Total/NA
Prep Batch: 24899

Analyte	MB Result	MB Qualifier	RL	MDL	Unit	D	Prepared	Analyzed	Dil Fac
Arsenic	1.0	U	1.0	0.30	mg/Kg		11/29/11 11:25	11/30/11 06:58	1
Lead	0.30	U	0.30	0.19	mg/Kg		11/29/11 11:25	11/30/11 06:58	1
Selenium	0.50	U	0.50	0.45	mg/Kg		11/29/11 11:25	11/30/11 06:58	1
Thallium	1.0	U	1.0	0.55	mg/Kg		11/29/11 11:25	11/30/11 06:58	1

Lab Sample ID: LCS 240-24899/2-A
Matrix: Solid
Analysis Batch: 25145

Client Sample ID: Lab Control Sample
Prep Type: Total/NA
Prep Batch: 24899

Analyte	Spike Added	LCS Result	LCS Qualifier	Unit	D	%Rec	%Rec. Limits
Aluminum	200	191		mg/Kg		95	80 - 120
Antimony	50.0	44.9		mg/Kg		90	80 - 120
Barium	200	194		mg/Kg		97	80 - 120
Beryllium	5.00	4.67		mg/Kg		93	80 - 120
Calcium	5000	4770		mg/Kg		95	80 - 120
Cadmium	5.00	4.74		mg/Kg		95	80 - 120
Cobalt	50.0	47.1		mg/Kg		94	80 - 120
Chromium	20.0	18.9		mg/Kg		94	80 - 120
Copper	25.0	23.9		mg/Kg		95	80 - 120
Iron	100	97.6		mg/Kg		98	80 - 120
Potassium	5000	4660		mg/Kg		93	80 - 120
Magnesium	5000	4710		mg/Kg		94	80 - 120
Manganese	50.0	47.8		mg/Kg		96	80 - 120
Silver	5.00	4.53		mg/Kg		91	80 - 120
Sodium	5000	4720		mg/Kg		94	80 - 120
Nickel	50.0	46.4		mg/Kg		93	80 - 120
Vanadium	50.0	46.5		mg/Kg		93	80 - 120
Zinc	50.0	48.3		mg/Kg		97	80 - 120
Arsenic	200	184		mg/Kg		92	80 - 120
Lead	50.0	46.6		mg/Kg		93	80 - 120
Selenium	200	184		mg/Kg		92	80 - 120
Thallium	200	190		mg/Kg		95	80 - 120

Lab Sample ID: 240-6291-3 MS
Matrix: Solid
Analysis Batch: 25145

Client Sample ID: S-017324-112311-TP-078
Prep Type: Total/NA
Prep Batch: 24899

Analyte	Sample Result	Sample Qualifier	Spike Added	MS Result	MS Qualifier	Unit	D	%Rec	%Rec. Limits
Aluminum	6700		220	7830	4	mg/Kg	☼	498	75 - 125
Antimony	0.66	J	55.0	19.2	F	mg/Kg	☼	34	75 - 125
Barium	41	B	220	249		mg/Kg	☼	95	75 - 125
Beryllium	0.25	J	5.50	5.08		mg/Kg	☼	88	75 - 125
Calcium	49000	B	5500	49900	4	mg/Kg	☼	20	75 - 125
Cadmium	0.24		5.50	4.87		mg/Kg	☼	84	75 - 125
Cobalt	7.4		55.0	54.0		mg/Kg	☼	85	75 - 125
Chromium	11		22.0	31.3		mg/Kg	☼	90	75 - 125
Copper	16		27.5	40.2		mg/Kg	☼	87	75 - 125
Iron	15000	B	110	14800	4	mg/Kg	☼	-289	75 - 125
Potassium	1600	B	5500	6560		mg/Kg	☼	89	75 - 125
Magnesium	38000	B	5500	48200	4	mg/Kg	☼	193	75 - 125

Method: 6010B - Metals (ICP) (Continued)

Lab Sample ID: 240-6291-3 MS
Matrix: Solid
Analysis Batch: 25145

Client Sample ID: S-017324-112311-TP-078
Prep Type: Total/NA
Prep Batch: 24899

Analyte	Sample Result	Sample Qualifier	Spike Added	MS Result	MS Qualifier	Unit	D	%Rec	%Rec. Limits
Manganese	310	B	55.0	347	4	mg/Kg	☼	66	75 - 125
Silver	0.54	U	5.50	4.83		mg/Kg	☼	88	75 - 125
Sodium	86	J	5500	5090		mg/Kg	☼	91	75 - 125
Nickel	19		55.0	63.8		mg/Kg	☼	82	75 - 125
Vanadium	16		55.0	64.9		mg/Kg	☼	89	75 - 125
Zinc	41		55.0	87.7		mg/Kg	☼	84	75 - 125
Arsenic	4.6		220	198		mg/Kg	☼	88	75 - 125
Lead	9.2		55.0	55.3		mg/Kg	☼	84	75 - 125
Selenium	0.54	U	220	191		mg/Kg	☼	87	75 - 125
Thallium	0.84	J	220	184		mg/Kg	☼	83	75 - 125

Lab Sample ID: 240-6291-3 MSD
Matrix: Solid
Analysis Batch: 25145

Client Sample ID: S-017324-112311-TP-078
Prep Type: Total/NA
Prep Batch: 24899

Analyte	Sample Result	Sample Qualifier	Spike Added	MSD Result	MSD Qualifier	Unit	D	%Rec	%Rec. Limits	RPD	RPD Limit
Aluminum	6700		220	7980	4	mg/Kg	☼	565	75 - 125	2	20
Antimony	0.66	J	55.0	18.6	F	mg/Kg	☼	33	75 - 125	3	20
Barium	41	B	220	241		mg/Kg	☼	91	75 - 125	3	20
Beryllium	0.25	J	5.50	5.00		mg/Kg	☼	87	75 - 125	2	20
Calcium	49000	B	5500	49500	4	mg/Kg	☼	13	75 - 125	1	20
Cadmium	0.24		5.50	4.80		mg/Kg	☼	83	75 - 125	1	20
Cobalt	7.4		55.0	53.4		mg/Kg	☼	84	75 - 125	1	20
Chromium	11		22.0	31.0		mg/Kg	☼	89	75 - 125	1	20
Copper	16		27.5	39.4		mg/Kg	☼	84	75 - 125	2	20
Iron	15000	B	110	15200	4	mg/Kg	☼	5	75 - 125	2	20
Potassium	1600	B	5500	6540		mg/Kg	☼	89	75 - 125	0	20
Magnesium	38000	B	5500	43000	4	mg/Kg	☼	98	75 - 125	11	20
Manganese	310	B	55.0	352	4	mg/Kg	☼	75	75 - 125	1	20
Silver	0.54	U	5.50	4.76		mg/Kg	☼	87	75 - 125	1	20
Sodium	86	J	5500	5060		mg/Kg	☼	90	75 - 125	1	20
Nickel	19		55.0	63.3		mg/Kg	☼	81	75 - 125	1	20
Vanadium	16		55.0	64.3		mg/Kg	☼	88	75 - 125	1	20
Zinc	41		55.0	89.4		mg/Kg	☼	87	75 - 125	2	20
Arsenic	4.6		220	194		mg/Kg	☼	86	75 - 125	2	20
Lead	9.2		55.0	53.6		mg/Kg	☼	81	75 - 125	3	20
Selenium	0.54	U	220	186		mg/Kg	☼	85	75 - 125	2	20
Thallium	0.84	J	220	182		mg/Kg	☼	82	75 - 125	1	20

Lab Sample ID: MB 240-25054/1-A
Matrix: Solid
Analysis Batch: 25310

Client Sample ID: Method Blank
Prep Type: Total/NA
Prep Batch: 25054

Analyte	MB Result	MB Qualifier	RL	MDL	Unit	D	Prepared	Analyzed	Dil Fac
Aluminum	20	U	20	9.6	mg/Kg		11/30/11 10:52	12/01/11 09:45	1
Antimony	1.0	U	1.0	0.39	mg/Kg		11/30/11 10:52	12/01/11 09:45	1
Barium	0.114	J	20	0.071	mg/Kg		11/30/11 10:52	12/01/11 09:45	1
Beryllium	0.50	U	0.50	0.043	mg/Kg		11/30/11 10:52	12/01/11 09:45	1
Calcium	25.4	J	500	16	mg/Kg		11/30/11 10:52	12/01/11 09:45	1
Cadmium	0.20	U	0.20	0.036	mg/Kg		11/30/11 10:52	12/01/11 09:45	1

Method: 6010B - Metals (ICP) (Continued)

Lab Sample ID: MB 240-25054/1-A
Matrix: Solid
Analysis Batch: 25310

Client Sample ID: Method Blank
Prep Type: Total/NA
Prep Batch: 25054

Analyte	MB Result	MB Qualifier	RL	MDL	Unit	D	Prepared	Analyzed	Dil Fac
Cobalt	5.0	U	5.0	0.16	mg/Kg		11/30/11 10:52	12/01/11 09:45	1
Chromium	0.50	U	0.50	0.20	mg/Kg		11/30/11 10:52	12/01/11 09:45	1
Copper	2.5	U	2.5	0.74	mg/Kg		11/30/11 10:52	12/01/11 09:45	1
Iron	10	U	10	4.9	mg/Kg		11/30/11 10:52	12/01/11 09:45	1
Potassium	18.1	J	500	6.2	mg/Kg		11/30/11 10:52	12/01/11 09:45	1
Magnesium	8.14	J	500	5.1	mg/Kg		11/30/11 10:52	12/01/11 09:45	1
Manganese	0.115	J	1.5	0.074	mg/Kg		11/30/11 10:52	12/01/11 09:45	1
Silver	0.50	U	0.50	0.10	mg/Kg		11/30/11 10:52	12/01/11 09:45	1
Sodium	500	U	500	66	mg/Kg		11/30/11 10:52	12/01/11 09:45	1
Nickel	4.0	U	4.0	0.27	mg/Kg		11/30/11 10:52	12/01/11 09:45	1
Vanadium	5.0	U	5.0	0.12	mg/Kg		11/30/11 10:52	12/01/11 09:45	1
Zinc	2.0	U	2.0	1.0	mg/Kg		11/30/11 10:52	12/01/11 09:45	1
Arsenic	1.0	U	1.0	0.30	mg/Kg		11/30/11 10:52	12/01/11 09:45	1
Lead	0.30	U	0.30	0.19	mg/Kg		11/30/11 10:52	12/01/11 09:45	1
Selenium	0.50	U	0.50	0.45	mg/Kg		11/30/11 10:52	12/01/11 09:45	1
Thallium	1.0	U	1.0	0.55	mg/Kg		11/30/11 10:52	12/01/11 09:45	1

Lab Sample ID: LCS 240-25054/2-A
Matrix: Solid
Analysis Batch: 25310

Client Sample ID: Lab Control Sample
Prep Type: Total/NA
Prep Batch: 25054

Analyte	Spike Added	LCS Result	LCS Qualifier	Unit	D	%Rec	%Rec. Limits
Aluminum	200	196		mg/Kg		98	80 - 120
Antimony	50.0	46.5		mg/Kg		93	80 - 120
Barium	200	202		mg/Kg		101	80 - 120
Beryllium	5.00	4.95		mg/Kg		99	80 - 120
Calcium	5000	4890		mg/Kg		98	80 - 120
Cadmium	5.00	4.89		mg/Kg		98	80 - 120
Cobalt	50.0	48.2		mg/Kg		96	80 - 120
Chromium	20.0	19.3		mg/Kg		97	80 - 120
Copper	25.0	24.2		mg/Kg		97	80 - 120
Iron	100	105		mg/Kg		105	80 - 120
Potassium	5000	4800		mg/Kg		96	80 - 120
Magnesium	5000	4760		mg/Kg		95	80 - 120
Manganese	50.0	50.1		mg/Kg		100	80 - 120
Silver	5.00	4.83		mg/Kg		97	80 - 120
Sodium	5000	4770		mg/Kg		95	80 - 120
Nickel	50.0	47.9		mg/Kg		96	80 - 120
Vanadium	50.0	47.7		mg/Kg		95	80 - 120
Zinc	50.0	50.6		mg/Kg		101	80 - 120
Arsenic	200	189		mg/Kg		94	80 - 120
Lead	50.0	48.1		mg/Kg		96	80 - 120
Selenium	200	189		mg/Kg		95	80 - 120
Thallium	200	192		mg/Kg		96	80 - 120

Client: Conestoga-Rovers & Associates, Inc.
Project/Site: 17324-T07, RACER Former MTM

TestAmerica Job ID: 240-6291-1

Method: 7471A - Mercury (CVAA)

Lab Sample ID: MB 240-24900/1-A
Matrix: Solid
Analysis Batch: 25193

Client Sample ID: Method Blank
Prep Type: Total/NA
Prep Batch: 24900

Analyte	MB Result	MB Qualifier	RL	MDL	Unit	D	Prepared	Analyzed	Dil Fac
Mercury	0.10	U	0.10	0.015	mg/Kg		11/29/11 14:20	11/30/11 14:00	1

Lab Sample ID: LCS 240-24900/2-A
Matrix: Solid
Analysis Batch: 25193

Client Sample ID: Lab Control Sample
Prep Type: Total/NA
Prep Batch: 24900

Analyte	Spike Added	LCS Result	LCS Qualifier	Unit	D	%Rec	%Rec. Limits
Mercury	0.833	0.761		mg/Kg		91	73 - 121

Lab Sample ID: 240-6291-3 MS
Matrix: Solid
Analysis Batch: 25193

Client Sample ID: S-017324-112311-TP-078
Prep Type: Total/NA
Prep Batch: 24900

Analyte	Sample Result	Sample Qualifier	Spike Added	MS Result	MS Qualifier	Unit	D	%Rec	%Rec. Limits
Mercury	0.11	U	0.177	0.184		mg/Kg	☼	104	11 - 192

Lab Sample ID: 240-6291-3 MSD
Matrix: Solid
Analysis Batch: 25193

Client Sample ID: S-017324-112311-TP-078
Prep Type: Total/NA
Prep Batch: 24900

Analyte	Sample Result	Sample Qualifier	Spike Added	MSD Result	MSD Qualifier	Unit	D	%Rec	%Rec. Limits	RPD	RPD Limit
Mercury	0.11	U	0.177	0.192		mg/Kg	☼	108	11 - 192	4	20

Lab Sample ID: MB 240-25039/1-A
Matrix: Solid
Analysis Batch: 25193

Client Sample ID: Method Blank
Prep Type: Total/NA
Prep Batch: 25039

Analyte	MB Result	MB Qualifier	RL	MDL	Unit	D	Prepared	Analyzed	Dil Fac
Mercury	0.10	U	0.10	0.015	mg/Kg		11/30/11 14:20	11/30/11 15:27	1

Lab Sample ID: LCS 240-25039/2-A
Matrix: Solid
Analysis Batch: 25193

Client Sample ID: Lab Control Sample
Prep Type: Total/NA
Prep Batch: 25039

Analyte	Spike Added	LCS Result	LCS Qualifier	Unit	D	%Rec	%Rec. Limits
Mercury	0.833	0.892		mg/Kg		107	73 - 121

GC/MS VOA

Prep Batch: 25136

Lab Sample ID	Client Sample ID	Prep Type	Matrix	Method	Prep Batch
240-6291-6	S-017324-112311-TP-081	Total/NA	Solid	5035	
240-6291-13	S-017324-112311-TP-088	Total/NA	Solid	5035	
LCS 240-25136/2-A	Lab Control Sample	Total/NA	Solid	5035	
MB 240-25136/1-A	Method Blank	Total/NA	Solid	5035	

Prep Batch: 25141

Lab Sample ID	Client Sample ID	Prep Type	Matrix	Method	Prep Batch
240-6291-1	S-017324-112311-TP-076	Total/NA	Solid	5035	
240-6291-2	S-017324-112311-TP-077	Total/NA	Solid	5035	
240-6291-3	S-017324-112311-TP-078	Total/NA	Solid	5035	
240-6291-3 MS	S-017324-112311-TP-078	Total/NA	Solid	5035	
240-6291-3 MSD	S-017324-112311-TP-078	Total/NA	Solid	5035	
240-6291-4	S-017324-112311-TP-079	Total/NA	Solid	5035	
240-6291-5	S-017324-112311-TP-080	Total/NA	Solid	5035	
240-6291-7	S-017324-112311-TP-082	Total/NA	Solid	5035	
240-6291-10	S-017324-112311-TP-085	Total/NA	Solid	5035	
240-6291-11	S-017324-112311-TP-086	Total/NA	Solid	5035	
240-6291-12	S-017324-112311-TP-087	Total/NA	Solid	5035	
240-6291-14	S-017324-112311-TP-089	Total/NA	Solid	5035	
240-6291-15	S-017324-112311-TP-090	Total/NA	Solid	5035	
240-6291-16	S-017324-112311-TP-091	Total/NA	Solid	5035	
240-6291-17	S-017324-112311-TP-092	Total/NA	Solid	5035	

Analysis Batch: 25537

Lab Sample ID	Client Sample ID	Prep Type	Matrix	Method	Prep Batch
240-6291-1	S-017324-112311-TP-076	Total/NA	Solid	8260B	25141
240-6291-2	S-017324-112311-TP-077	Total/NA	Solid	8260B	25141
240-6291-3	S-017324-112311-TP-078	Total/NA	Solid	8260B	25141
240-6291-3 MS	S-017324-112311-TP-078	Total/NA	Solid	8260B	25141
240-6291-3 MSD	S-017324-112311-TP-078	Total/NA	Solid	8260B	25141
240-6291-4	S-017324-112311-TP-079	Total/NA	Solid	8260B	25141
240-6291-5	S-017324-112311-TP-080	Total/NA	Solid	8260B	25141
240-6291-6	S-017324-112311-TP-081	Total/NA	Solid	8260B	25136
240-6291-7	S-017324-112311-TP-082	Total/NA	Solid	8260B	25141
240-6291-10	S-017324-112311-TP-085	Total/NA	Solid	8260B	25141
240-6291-11	S-017324-112311-TP-086	Total/NA	Solid	8260B	25141
240-6291-12	S-017324-112311-TP-087	Total/NA	Solid	8260B	25141
240-6291-14	S-017324-112311-TP-089	Total/NA	Solid	8260B	25141
240-6291-15	S-017324-112311-TP-090	Total/NA	Solid	8260B	25141
240-6291-16	S-017324-112311-TP-091	Total/NA	Solid	8260B	25141
240-6291-17	S-017324-112311-TP-092	Total/NA	Solid	8260B	25141
LCS 240-25537/5	Lab Control Sample	Total/NA	Solid	8260B	
MB 240-25537/6	Method Blank	Total/NA	Solid	8260B	

Analysis Batch: 25691

Lab Sample ID	Client Sample ID	Prep Type	Matrix	Method	Prep Batch
LCS 240-25136/2-A	Lab Control Sample	Total/NA	Solid	8260B	25136
MB 240-25136/1-A	Method Blank	Total/NA	Solid	8260B	25136

Analysis Batch: 25774

Lab Sample ID	Client Sample ID	Prep Type	Matrix	Method	Prep Batch
240-6291-13	S-017324-112311-TP-088	Total/NA	Solid	8260B	25136

GC/MS Semi VOA

Prep Batch: 24866

Lab Sample ID	Client Sample ID	Prep Type	Matrix	Method	Prep Batch
240-6291-1	S-017324-112311-TP-076	Total/NA	Solid	3540C	
240-6291-2	S-017324-112311-TP-077	Total/NA	Solid	3540C	
240-6291-3	S-017324-112311-TP-078	Total/NA	Solid	3540C	
240-6291-3 MS	S-017324-112311-TP-078	Total/NA	Solid	3540C	
240-6291-3 MSD	S-017324-112311-TP-078	Total/NA	Solid	3540C	
240-6291-4	S-017324-112311-TP-079	Total/NA	Solid	3540C	
240-6291-5	S-017324-112311-TP-080	Total/NA	Solid	3540C	
240-6291-6	S-017324-112311-TP-081	Total/NA	Solid	3540C	
240-6291-7	S-017324-112311-TP-082	Total/NA	Solid	3540C	
240-6291-10	S-017324-112311-TP-085	Total/NA	Solid	3540C	
240-6291-11	S-017324-112311-TP-086	Total/NA	Solid	3540C	
240-6291-12	S-017324-112311-TP-087	Total/NA	Solid	3540C	
240-6291-13	S-017324-112311-TP-088	Total/NA	Solid	3540C	
240-6291-14	S-017324-112311-TP-089	Total/NA	Solid	3540C	
240-6291-14 - RA	S-017324-112311-TP-089	Total/NA	Solid	3540C	
240-6291-15	S-017324-112311-TP-090	Total/NA	Solid	3540C	
240-6291-16	S-017324-112311-TP-091	Total/NA	Solid	3540C	
240-6291-17	S-017324-112311-TP-092	Total/NA	Solid	3540C	
LCS 240-24866/19-A	Lab Control Sample	Total/NA	Solid	3540C	
MB 240-24866/18-A	Method Blank	Total/NA	Solid	3540C	

Analysis Batch: 25162

Lab Sample ID	Client Sample ID	Prep Type	Matrix	Method	Prep Batch
240-6291-1	S-017324-112311-TP-076	Total/NA	Solid	8270C	24866
240-6291-2	S-017324-112311-TP-077	Total/NA	Solid	8270C	24866
240-6291-3	S-017324-112311-TP-078	Total/NA	Solid	8270C	24866
240-6291-3 MS	S-017324-112311-TP-078	Total/NA	Solid	8270C	24866
240-6291-3 MSD	S-017324-112311-TP-078	Total/NA	Solid	8270C	24866
240-6291-4	S-017324-112311-TP-079	Total/NA	Solid	8270C	24866
240-6291-5	S-017324-112311-TP-080	Total/NA	Solid	8270C	24866
240-6291-6	S-017324-112311-TP-081	Total/NA	Solid	8270C	24866
240-6291-16	S-017324-112311-TP-091	Total/NA	Solid	8270C	24866
LCS 240-24866/19-A	Lab Control Sample	Total/NA	Solid	8270C	24866
MB 240-24866/18-A	Method Blank	Total/NA	Solid	8270C	24866

Analysis Batch: 25350

Lab Sample ID	Client Sample ID	Prep Type	Matrix	Method	Prep Batch
240-6291-7	S-017324-112311-TP-082	Total/NA	Solid	8270C	24866
240-6291-10	S-017324-112311-TP-085	Total/NA	Solid	8270C	24866
240-6291-11	S-017324-112311-TP-086	Total/NA	Solid	8270C	24866
240-6291-13	S-017324-112311-TP-088	Total/NA	Solid	8270C	24866
240-6291-15	S-017324-112311-TP-090	Total/NA	Solid	8270C	24866
240-6291-17	S-017324-112311-TP-092	Total/NA	Solid	8270C	24866

Analysis Batch: 25485

Lab Sample ID	Client Sample ID	Prep Type	Matrix	Method	Prep Batch
240-6291-12	S-017324-112311-TP-087	Total/NA	Solid	8270C	24866
240-6291-14	S-017324-112311-TP-089	Total/NA	Solid	8270C	24866

Analysis Batch: 25611

Lab Sample ID	Client Sample ID	Prep Type	Matrix	Method	Prep Batch
240-6291-14 - RA	S-017324-112311-TP-089	Total/NA	Solid	8270C	24866

GC Semi VOA

Prep Batch: 24742

Lab Sample ID	Client Sample ID	Prep Type	Matrix	Method	Prep Batch
240-6291-1	S-017324-112311-TP-076	Total/NA	Solid	3540C	
240-6291-2	S-017324-112311-TP-077	Total/NA	Solid	3540C	
240-6291-3	S-017324-112311-TP-078	Total/NA	Solid	3540C	
240-6291-3 MS	S-017324-112311-TP-078	Total/NA	Solid	3540C	
240-6291-3 MSD	S-017324-112311-TP-078	Total/NA	Solid	3540C	
240-6291-4	S-017324-112311-TP-079	Total/NA	Solid	3540C	
240-6291-5	S-017324-112311-TP-080	Total/NA	Solid	3540C	
240-6291-6	S-017324-112311-TP-081	Total/NA	Solid	3540C	
240-6291-7	S-017324-112311-TP-082	Total/NA	Solid	3540C	
LCS 240-24742/2-A	Lab Control Sample	Total/NA	Solid	3540C	
MB 240-24742/1-A	Method Blank	Total/NA	Solid	3540C	

Prep Batch: 25033

Lab Sample ID	Client Sample ID	Prep Type	Matrix	Method	Prep Batch
240-6291-8	S-017324-112311-TP-083	Total/NA	Solid	3540C	
240-6291-9	S-017324-112311-TP-084	Total/NA	Solid	3540C	
240-6291-10	S-017324-112311-TP-085	Total/NA	Solid	3540C	
240-6291-11	S-017324-112311-TP-086	Total/NA	Solid	3540C	
240-6291-12	S-017324-112311-TP-087	Total/NA	Solid	3540C	
240-6291-13	S-017324-112311-TP-088	Total/NA	Solid	3540C	
240-6291-14	S-017324-112311-TP-089	Total/NA	Solid	3540C	
240-6291-15	S-017324-112311-TP-090	Total/NA	Solid	3540C	
240-6291-16	S-017324-112311-TP-091	Total/NA	Solid	3540C	
240-6291-17	S-017324-112311-TP-092	Total/NA	Solid	3540C	
LCS 240-25033/19-A	Lab Control Sample	Total/NA	Solid	3540C	
MB 240-25033/18-A	Method Blank	Total/NA	Solid	3540C	

Analysis Batch: 25046

Lab Sample ID	Client Sample ID	Prep Type	Matrix	Method	Prep Batch
240-6291-1	S-017324-112311-TP-076	Total/NA	Solid	8082	24742
240-6291-2	S-017324-112311-TP-077	Total/NA	Solid	8082	24742
240-6291-3	S-017324-112311-TP-078	Total/NA	Solid	8082	24742
240-6291-3 MS	S-017324-112311-TP-078	Total/NA	Solid	8082	24742
240-6291-3 MSD	S-017324-112311-TP-078	Total/NA	Solid	8082	24742
240-6291-4	S-017324-112311-TP-079	Total/NA	Solid	8082	24742
240-6291-5	S-017324-112311-TP-080	Total/NA	Solid	8082	24742
240-6291-6	S-017324-112311-TP-081	Total/NA	Solid	8082	24742
240-6291-7	S-017324-112311-TP-082	Total/NA	Solid	8082	24742
LCS 240-24742/2-A	Lab Control Sample	Total/NA	Solid	8082	24742
MB 240-24742/1-A	Method Blank	Total/NA	Solid	8082	24742

Analysis Batch: 25371

Lab Sample ID	Client Sample ID	Prep Type	Matrix	Method	Prep Batch
240-6291-8	S-017324-112311-TP-083	Total/NA	Solid	8082	25033
240-6291-9	S-017324-112311-TP-084	Total/NA	Solid	8082	25033
240-6291-10	S-017324-112311-TP-085	Total/NA	Solid	8082	25033
240-6291-11	S-017324-112311-TP-086	Total/NA	Solid	8082	25033
240-6291-12	S-017324-112311-TP-087	Total/NA	Solid	8082	25033
240-6291-13	S-017324-112311-TP-088	Total/NA	Solid	8082	25033
240-6291-14	S-017324-112311-TP-089	Total/NA	Solid	8082	25033
240-6291-15	S-017324-112311-TP-090	Total/NA	Solid	8082	25033
240-6291-16	S-017324-112311-TP-091	Total/NA	Solid	8082	25033

GC Semi VOA (Continued)

Analysis Batch: 25371 (Continued)

Lab Sample ID	Client Sample ID	Prep Type	Matrix	Method	Prep Batch
240-6291-17	S-017324-112311-TP-092	Total/NA	Solid	8082	25033
LCS 240-25033/19-A	Lab Control Sample	Total/NA	Solid	8082	25033
MB 240-25033/18-A	Method Blank	Total/NA	Solid	8082	25033

Metals

Prep Batch: 24899

Lab Sample ID	Client Sample ID	Prep Type	Matrix	Method	Prep Batch
240-6291-1	S-017324-112311-TP-076	Total/NA	Solid	3050B	
240-6291-2	S-017324-112311-TP-077	Total/NA	Solid	3050B	
240-6291-3	S-017324-112311-TP-078	Total/NA	Solid	3050B	
240-6291-3 MS	S-017324-112311-TP-078	Total/NA	Solid	3050B	
240-6291-3 MSD	S-017324-112311-TP-078	Total/NA	Solid	3050B	
240-6291-4	S-017324-112311-TP-079	Total/NA	Solid	3050B	
240-6291-5	S-017324-112311-TP-080	Total/NA	Solid	3050B	
240-6291-6	S-017324-112311-TP-081	Total/NA	Solid	3050B	
LCS 240-24899/2-A	Lab Control Sample	Total/NA	Solid	3050B	
MB 240-24899/1-A	Method Blank	Total/NA	Solid	3050B	

Prep Batch: 24900

Lab Sample ID	Client Sample ID	Prep Type	Matrix	Method	Prep Batch
240-6291-1	S-017324-112311-TP-076	Total/NA	Solid	7471A	
240-6291-2	S-017324-112311-TP-077	Total/NA	Solid	7471A	
240-6291-3	S-017324-112311-TP-078	Total/NA	Solid	7471A	
240-6291-3 MS	S-017324-112311-TP-078	Total/NA	Solid	7471A	
240-6291-3 MSD	S-017324-112311-TP-078	Total/NA	Solid	7471A	
240-6291-4	S-017324-112311-TP-079	Total/NA	Solid	7471A	
240-6291-5	S-017324-112311-TP-080	Total/NA	Solid	7471A	
240-6291-6	S-017324-112311-TP-081	Total/NA	Solid	7471A	
LCS 240-24900/2-A	Lab Control Sample	Total/NA	Solid	7471A	
MB 240-24900/1-A	Method Blank	Total/NA	Solid	7471A	

Prep Batch: 25039

Lab Sample ID	Client Sample ID	Prep Type	Matrix	Method	Prep Batch
240-6291-7	S-017324-112311-TP-082	Total/NA	Solid	7471A	
240-6291-8	S-017324-112311-TP-083	Total/NA	Solid	7471A	
240-6291-9	S-017324-112311-TP-084	Total/NA	Solid	7471A	
240-6291-10	S-017324-112311-TP-085	Total/NA	Solid	7471A	
240-6291-11	S-017324-112311-TP-086	Total/NA	Solid	7471A	
240-6291-12	S-017324-112311-TP-087	Total/NA	Solid	7471A	
240-6291-13	S-017324-112311-TP-088	Total/NA	Solid	7471A	
240-6291-14	S-017324-112311-TP-089	Total/NA	Solid	7471A	
240-6291-15	S-017324-112311-TP-090	Total/NA	Solid	7471A	
240-6291-16	S-017324-112311-TP-091	Total/NA	Solid	7471A	
240-6291-17	S-017324-112311-TP-092	Total/NA	Solid	7471A	
LCS 240-25039/2-A	Lab Control Sample	Total/NA	Solid	7471A	
MB 240-25039/1-A	Method Blank	Total/NA	Solid	7471A	

Prep Batch: 25054

Lab Sample ID	Client Sample ID	Prep Type	Matrix	Method	Prep Batch
240-6291-7	S-017324-112311-TP-082	Total/NA	Solid	3050B	
240-6291-8	S-017324-112311-TP-083	Total/NA	Solid	3050B	

Metals (Continued)

Prep Batch: 25054 (Continued)

Lab Sample ID	Client Sample ID	Prep Type	Matrix	Method	Prep Batch
240-6291-9	S-017324-112311-TP-084	Total/NA	Solid	3050B	
240-6291-10	S-017324-112311-TP-085	Total/NA	Solid	3050B	
240-6291-11	S-017324-112311-TP-086	Total/NA	Solid	3050B	
240-6291-12	S-017324-112311-TP-087	Total/NA	Solid	3050B	
240-6291-13	S-017324-112311-TP-088	Total/NA	Solid	3050B	
240-6291-14	S-017324-112311-TP-089	Total/NA	Solid	3050B	
240-6291-15	S-017324-112311-TP-090	Total/NA	Solid	3050B	
240-6291-16	S-017324-112311-TP-091	Total/NA	Solid	3050B	
240-6291-17	S-017324-112311-TP-092	Total/NA	Solid	3050B	
LCS 240-25054/2-A	Lab Control Sample	Total/NA	Solid	3050B	
MB 240-25054/1-A	Method Blank	Total/NA	Solid	3050B	

Analysis Batch: 25145

Lab Sample ID	Client Sample ID	Prep Type	Matrix	Method	Prep Batch
240-6291-1	S-017324-112311-TP-076	Total/NA	Solid	6010B	24899
240-6291-2	S-017324-112311-TP-077	Total/NA	Solid	6010B	24899
240-6291-3	S-017324-112311-TP-078	Total/NA	Solid	6010B	24899
240-6291-3 MS	S-017324-112311-TP-078	Total/NA	Solid	6010B	24899
240-6291-3 MSD	S-017324-112311-TP-078	Total/NA	Solid	6010B	24899
240-6291-4	S-017324-112311-TP-079	Total/NA	Solid	6010B	24899
240-6291-5	S-017324-112311-TP-080	Total/NA	Solid	6010B	24899
240-6291-6	S-017324-112311-TP-081	Total/NA	Solid	6010B	24899
LCS 240-24899/2-A	Lab Control Sample	Total/NA	Solid	6010B	24899
MB 240-24899/1-A	Method Blank	Total/NA	Solid	6010B	24899

Analysis Batch: 25193

Lab Sample ID	Client Sample ID	Prep Type	Matrix	Method	Prep Batch
240-6291-1	S-017324-112311-TP-076	Total/NA	Solid	7471A	24900
240-6291-2	S-017324-112311-TP-077	Total/NA	Solid	7471A	24900
240-6291-3	S-017324-112311-TP-078	Total/NA	Solid	7471A	24900
240-6291-3 MS	S-017324-112311-TP-078	Total/NA	Solid	7471A	24900
240-6291-3 MSD	S-017324-112311-TP-078	Total/NA	Solid	7471A	24900
240-6291-4	S-017324-112311-TP-079	Total/NA	Solid	7471A	24900
240-6291-5	S-017324-112311-TP-080	Total/NA	Solid	7471A	24900
240-6291-6	S-017324-112311-TP-081	Total/NA	Solid	7471A	24900
240-6291-7	S-017324-112311-TP-082	Total/NA	Solid	7471A	25039
240-6291-8	S-017324-112311-TP-083	Total/NA	Solid	7471A	25039
240-6291-9	S-017324-112311-TP-084	Total/NA	Solid	7471A	25039
240-6291-10	S-017324-112311-TP-085	Total/NA	Solid	7471A	25039
240-6291-11	S-017324-112311-TP-086	Total/NA	Solid	7471A	25039
240-6291-12	S-017324-112311-TP-087	Total/NA	Solid	7471A	25039
240-6291-13	S-017324-112311-TP-088	Total/NA	Solid	7471A	25039
240-6291-14	S-017324-112311-TP-089	Total/NA	Solid	7471A	25039
240-6291-15	S-017324-112311-TP-090	Total/NA	Solid	7471A	25039
240-6291-16	S-017324-112311-TP-091	Total/NA	Solid	7471A	25039
240-6291-17	S-017324-112311-TP-092	Total/NA	Solid	7471A	25039
LCS 240-24900/2-A	Lab Control Sample	Total/NA	Solid	7471A	24900
LCS 240-25039/2-A	Lab Control Sample	Total/NA	Solid	7471A	25039
MB 240-24900/1-A	Method Blank	Total/NA	Solid	7471A	24900
MB 240-25039/1-A	Method Blank	Total/NA	Solid	7471A	25039

Metals (Continued)

Analysis Batch: 25310

Lab Sample ID	Client Sample ID	Prep Type	Matrix	Method	Prep Batch
240-6291-7	S-017324-112311-TP-082	Total/NA	Solid	6010B	25054
240-6291-8	S-017324-112311-TP-083	Total/NA	Solid	6010B	25054
240-6291-9	S-017324-112311-TP-084	Total/NA	Solid	6010B	25054
240-6291-10	S-017324-112311-TP-085	Total/NA	Solid	6010B	25054
240-6291-11	S-017324-112311-TP-086	Total/NA	Solid	6010B	25054
240-6291-12	S-017324-112311-TP-087	Total/NA	Solid	6010B	25054
240-6291-13	S-017324-112311-TP-088	Total/NA	Solid	6010B	25054
240-6291-14	S-017324-112311-TP-089	Total/NA	Solid	6010B	25054
240-6291-15	S-017324-112311-TP-090	Total/NA	Solid	6010B	25054
240-6291-16	S-017324-112311-TP-091	Total/NA	Solid	6010B	25054
240-6291-17	S-017324-112311-TP-092	Total/NA	Solid	6010B	25054
LCS 240-25054/2-A	Lab Control Sample	Total/NA	Solid	6010B	25054
MB 240-25054/1-A	Method Blank	Total/NA	Solid	6010B	25054

Analysis Batch: 25468

Lab Sample ID	Client Sample ID	Prep Type	Matrix	Method	Prep Batch
240-6291-7	S-017324-112311-TP-082	Total/NA	Solid	6010B	25054
240-6291-11	S-017324-112311-TP-086	Total/NA	Solid	6010B	25054
240-6291-12	S-017324-112311-TP-087	Total/NA	Solid	6010B	25054
240-6291-13	S-017324-112311-TP-088	Total/NA	Solid	6010B	25054
240-6291-14	S-017324-112311-TP-089	Total/NA	Solid	6010B	25054
240-6291-15	S-017324-112311-TP-090	Total/NA	Solid	6010B	25054
240-6291-17	S-017324-112311-TP-092	Total/NA	Solid	6010B	25054

General Chemistry

Analysis Batch: 24652

Lab Sample ID	Client Sample ID	Prep Type	Matrix	Method	Prep Batch
240-6291-1	S-017324-112311-TP-076	Total/NA	Solid	Moisture	
240-6291-2	S-017324-112311-TP-077	Total/NA	Solid	Moisture	
240-6291-3	S-017324-112311-TP-078	Total/NA	Solid	Moisture	
240-6291-3 DU	S-017324-112311-TP-078	Total/NA	Solid	Moisture	
240-6291-4	S-017324-112311-TP-079	Total/NA	Solid	Moisture	
240-6291-5	S-017324-112311-TP-080	Total/NA	Solid	Moisture	
240-6291-6	S-017324-112311-TP-081	Total/NA	Solid	Moisture	
240-6291-7	S-017324-112311-TP-082	Total/NA	Solid	Moisture	
240-6291-8	S-017324-112311-TP-083	Total/NA	Solid	Moisture	
240-6291-9	S-017324-112311-TP-084	Total/NA	Solid	Moisture	
240-6291-10	S-017324-112311-TP-085	Total/NA	Solid	Moisture	
240-6291-11	S-017324-112311-TP-086	Total/NA	Solid	Moisture	
240-6291-12	S-017324-112311-TP-087	Total/NA	Solid	Moisture	
240-6291-13	S-017324-112311-TP-088	Total/NA	Solid	Moisture	
240-6291-14	S-017324-112311-TP-089	Total/NA	Solid	Moisture	
240-6291-15	S-017324-112311-TP-090	Total/NA	Solid	Moisture	
240-6291-16	S-017324-112311-TP-091	Total/NA	Solid	Moisture	
240-6291-17	S-017324-112311-TP-092	Total/NA	Solid	Moisture	
240-6291-17 DU	S-017324-112311-TP-092	Total/NA	Solid	Moisture	

Client Sample ID: S-017324-112311-TP-076

Lab Sample ID: 240-6291-1

Date Collected: 11/23/11 07:55

Matrix: Solid

Date Received: 11/26/11 09:45

Percent Solids: 87.0

Prep Type	Batch Type	Batch Method	Run	Dilution Factor	Batch Number	Prepared or Analyzed	Analyst	Lab
Total/NA	Prep	5035			25141	11/26/11 13:00	LM	TAL NC
Total/NA	Analysis	8260B		1	25537	12/05/11 17:27	SM	TAL NC
Total/NA	Prep	3540C			24866	11/29/11 08:46	AK	TAL NC
Total/NA	Analysis	8270C		1	25162	12/01/11 17:48	TH	TAL NC
Total/NA	Prep	3540C			24742	11/28/11 10:37	EM	TAL NC
Total/NA	Analysis	8082		1	25046	11/30/11 14:26	LH	TAL NC
Total/NA	Prep	3050B			24899	11/29/11 11:25	AS	TAL NC
Total/NA	Analysis	6010B		1	25145	11/30/11 09:01	KC	TAL NC
Total/NA	Prep	7471A			24900	11/29/11 14:20	DE	TAL NC
Total/NA	Analysis	7471A		1	25193	11/30/11 14:06	AS	TAL NC
Total/NA	Analysis	Moisture		1	24652	11/26/11 15:47	AM	TAL NC

Client Sample ID: S-017324-112311-TP-077

Lab Sample ID: 240-6291-2

Date Collected: 11/23/11 08:25

Matrix: Solid

Date Received: 11/26/11 09:45

Percent Solids: 79.6

Prep Type	Batch Type	Batch Method	Run	Dilution Factor	Batch Number	Prepared or Analyzed	Analyst	Lab
Total/NA	Prep	5035			25141	11/26/11 13:00	LM	TAL NC
Total/NA	Analysis	8260B		1	25537	12/05/11 16:45	SM	TAL NC
Total/NA	Prep	3540C			24866	11/29/11 08:46	AK	TAL NC
Total/NA	Analysis	8270C		1	25162	12/01/11 18:04	TH	TAL NC
Total/NA	Prep	3540C			24742	11/28/11 10:37	EM	TAL NC
Total/NA	Analysis	8082		1	25046	11/30/11 14:40	LH	TAL NC
Total/NA	Prep	3050B			24899	11/29/11 11:25	AS	TAL NC
Total/NA	Analysis	6010B		1	25145	11/30/11 09:07	KC	TAL NC
Total/NA	Prep	7471A			24900	11/29/11 14:20	DE	TAL NC
Total/NA	Analysis	7471A		1	25193	11/30/11 14:08	AS	TAL NC
Total/NA	Analysis	Moisture		1	24652	11/26/11 15:47	AM	TAL NC

Client Sample ID: S-017324-112311-TP-078

Lab Sample ID: 240-6291-3

Date Collected: 11/23/11 08:55

Matrix: Solid

Date Received: 11/26/11 09:45

Percent Solids: 88.3

Prep Type	Batch Type	Batch Method	Run	Dilution Factor	Batch Number	Prepared or Analyzed	Analyst	Lab
Total/NA	Prep	5035			25141	11/26/11 13:00	LM	TAL NC
Total/NA	Analysis	8260B		1	25537	12/05/11 17:06	SM	TAL NC
Total/NA	Prep	3540C			24866	11/29/11 08:46	AK	TAL NC
Total/NA	Analysis	8270C		1	25162	12/01/11 18:21	TH	TAL NC
Total/NA	Prep	3540C			24742	11/28/11 10:37	EM	TAL NC
Total/NA	Analysis	8082		1	25046	11/30/11 14:54	LH	TAL NC
Total/NA	Prep	3050B			24899	11/29/11 11:25	AS	TAL NC
Total/NA	Analysis	6010B		1	25145	11/30/11 07:10	KC	TAL NC
Total/NA	Prep	7471A			24900	11/29/11 14:20	DE	TAL NC
Total/NA	Analysis	7471A		1	25193	11/30/11 14:03	AS	TAL NC

Client Sample ID: S-017324-112311-TP-078

Lab Sample ID: 240-6291-3

Date Collected: 11/23/11 08:55

Matrix: Solid

Date Received: 11/26/11 09:45

Prep Type	Batch Type	Batch Method	Run	Dilution Factor	Batch Number	Prepared or Analyzed	Analyst	Lab
Total/NA	Analysis	Moisture		1	24652	11/26/11 15:47	AM	TAL NC

Client Sample ID: S-017324-112311-TP-079

Lab Sample ID: 240-6291-4

Date Collected: 11/23/11 09:45

Matrix: Solid

Date Received: 11/26/11 09:45

Percent Solids: 77.4

Prep Type	Batch Type	Batch Method	Run	Dilution Factor	Batch Number	Prepared or Analyzed	Analyst	Lab
Total/NA	Prep	5035			25141	11/26/11 13:00	LM	TAL NC
Total/NA	Analysis	8260B		1	25537	12/05/11 18:32	SM	TAL NC
Total/NA	Prep	3540C			24866	11/29/11 08:46	AK	TAL NC
Total/NA	Analysis	8270C		1	25162	12/01/11 19:11	TH	TAL NC
Total/NA	Prep	3540C			24742	11/28/11 10:37	EM	TAL NC
Total/NA	Analysis	8082		1	25046	11/30/11 15:07	LH	TAL NC
Total/NA	Prep	3050B			24899	11/29/11 11:25	AS	TAL NC
Total/NA	Analysis	6010B		1	25145	11/30/11 09:25	KC	TAL NC
Total/NA	Prep	7471A			24900	11/29/11 14:20	DE	TAL NC
Total/NA	Analysis	7471A		1	25193	11/30/11 14:09	AS	TAL NC
Total/NA	Analysis	Moisture		1	24652	11/26/11 15:47	AM	TAL NC

Client Sample ID: S-017324-112311-TP-080

Lab Sample ID: 240-6291-5

Date Collected: 11/23/11 09:55

Matrix: Solid

Date Received: 11/26/11 09:45

Percent Solids: 86.9

Prep Type	Batch Type	Batch Method	Run	Dilution Factor	Batch Number	Prepared or Analyzed	Analyst	Lab
Total/NA	Prep	5035			25141	11/26/11 13:00	LM	TAL NC
Total/NA	Analysis	8260B		1	25537	12/05/11 18:53	SM	TAL NC
Total/NA	Prep	3540C			24866	11/29/11 08:46	AK	TAL NC
Total/NA	Analysis	8270C		1	25162	12/01/11 19:27	TH	TAL NC
Total/NA	Prep	3540C			24742	11/28/11 10:37	EM	TAL NC
Total/NA	Analysis	8082		1	25046	11/30/11 15:21	LH	TAL NC
Total/NA	Prep	3050B			24899	11/29/11 11:25	AS	TAL NC
Total/NA	Analysis	6010B		1	25145	11/30/11 09:31	KC	TAL NC
Total/NA	Prep	7471A			24900	11/29/11 14:20	DE	TAL NC
Total/NA	Analysis	7471A		1	25193	11/30/11 14:10	AS	TAL NC
Total/NA	Analysis	Moisture		1	24652	11/26/11 15:47	AM	TAL NC

Client Sample ID: S-017324-112311-TP-081

Lab Sample ID: 240-6291-6

Date Collected: 11/23/11 10:25

Matrix: Solid

Date Received: 11/26/11 09:45

Percent Solids: 88.8

Prep Type	Batch Type	Batch Method	Run	Dilution Factor	Batch Number	Prepared or Analyzed	Analyst	Lab
Total/NA	Prep	5035			25136	11/30/11 19:47	LM	TAL NC
Total/NA	Analysis	8260B		1	25537	12/05/11 23:13	SM	TAL NC
Total/NA	Prep	3540C			24866	11/29/11 08:46	AK	TAL NC

Lab Chronicle

Client: Conestoga-Rovers & Associates, Inc.
Project/Site: 17324-T07, RACER Former MTM

TestAmerica Job ID: 240-6291-1

Client Sample ID: S-017324-112311-TP-081

Lab Sample ID: 240-6291-6

Date Collected: 11/23/11 10:25
Matrix: Solid
Date Received: 11/26/11 09:45
Percent Solids: 88.8

Prep Type	Batch Type	Batch Method	Run	Dilution Factor	Batch Number	Prepared or Analyzed	Analyst	Lab
Total/NA	Analysis	8270C		1	25162	12/01/11 20:01	TH	TAL NC
Total/NA	Prep	3540C			24742	11/28/11 10:37	EM	TAL NC
Total/NA	Analysis	8082		1	25046	11/30/11 15:34	LH	TAL NC
Total/NA	Prep	3050B			24899	11/29/11 11:25	AS	TAL NC
Total/NA	Analysis	6010B		1	25145	11/30/11 09:38	KC	TAL NC
Total/NA	Prep	7471A			24900	11/29/11 14:20	DE	TAL NC
Total/NA	Analysis	7471A		1	25193	11/30/11 14:11	AS	TAL NC
Total/NA	Analysis	Moisture		1	24652	11/26/11 15:47	AM	TAL NC

Client Sample ID: S-017324-112311-TP-082

Lab Sample ID: 240-6291-7

Date Collected: 11/23/11 10:35
Matrix: Solid
Date Received: 11/26/11 09:45
Percent Solids: 87.4

Prep Type	Batch Type	Batch Method	Run	Dilution Factor	Batch Number	Prepared or Analyzed	Analyst	Lab
Total/NA	Prep	5035			25141	11/26/11 13:00	LM	TAL NC
Total/NA	Analysis	8260B		1	25537	12/05/11 19:15	SM	TAL NC
Total/NA	Prep	3540C			24866	11/29/11 08:46	AK	TAL NC
Total/NA	Analysis	8270C		1	25350	12/02/11 18:52	TH	TAL NC
Total/NA	Prep	3540C			24742	11/28/11 10:37	EM	TAL NC
Total/NA	Analysis	8082		1	25046	11/30/11 15:48	LH	TAL NC
Total/NA	Prep	7471A			25039	11/30/11 14:20	DE	TAL NC
Total/NA	Analysis	7471A		1	25193	11/30/11 15:46	AS	TAL NC
Total/NA	Prep	3050B			25054	11/30/11 10:52	DE	TAL NC
Total/NA	Analysis	6010B		1	25310	12/01/11 10:30	BD	TAL NC
Total/NA	Analysis	6010B		5	25468	12/02/11 11:03	BD	TAL NC
Total/NA	Analysis	Moisture		1	24652	11/26/11 15:47	AM	TAL NC

Client Sample ID: S-017324-112311-TP-083

Lab Sample ID: 240-6291-8

Date Collected: 11/23/11 10:57
Matrix: Solid
Date Received: 11/26/11 09:45
Percent Solids: 77.9

Prep Type	Batch Type	Batch Method	Run	Dilution Factor	Batch Number	Prepared or Analyzed	Analyst	Lab
Total/NA	Prep	3540C			25033	11/30/11 10:04	CC	TAL NC
Total/NA	Analysis	8082		1	25371	12/02/11 13:32	LH	TAL NC
Total/NA	Prep	7471A			25039	11/30/11 14:20	DE	TAL NC
Total/NA	Analysis	7471A		1	25193	11/30/11 15:50	AS	TAL NC
Total/NA	Prep	3050B			25054	11/30/11 10:52	DE	TAL NC
Total/NA	Analysis	6010B		1	25310	12/01/11 10:47	BD	TAL NC
Total/NA	Analysis	Moisture		1	24652	11/26/11 15:47	AM	TAL NC

Client Sample ID: S-017324-112311-TP-084

Lab Sample ID: 240-6291-9

Date Collected: 11/23/11 11:04
Matrix: Solid
Date Received: 11/26/11 09:45
Percent Solids: 85.8

Prep Type	Batch Type	Batch Method	Run	Dilution Factor	Batch Number	Prepared or Analyzed	Analyst	Lab
Total/NA	Prep	3540C			25033	11/30/11 10:04	CC	TAL NC
Total/NA	Analysis	8082		1	25371	12/02/11 13:45	LH	TAL NC
Total/NA	Prep	7471A			25039	11/30/11 14:20	DE	TAL NC
Total/NA	Analysis	7471A		1	25193	11/30/11 15:51	AS	TAL NC
Total/NA	Prep	3050B			25054	11/30/11 10:52	DE	TAL NC
Total/NA	Analysis	6010B		1	25310	12/01/11 10:53	BD	TAL NC
Total/NA	Analysis	Moisture		1	24652	11/26/11 15:47	AM	TAL NC

Client Sample ID: S-017324-112311-TP-085

Lab Sample ID: 240-6291-10

Date Collected: 11/23/11 11:34
Matrix: Solid
Date Received: 11/26/11 09:45
Percent Solids: 76.0

Prep Type	Batch Type	Batch Method	Run	Dilution Factor	Batch Number	Prepared or Analyzed	Analyst	Lab
Total/NA	Prep	5035			25141	11/26/11 13:00	LM	TAL NC
Total/NA	Analysis	8260B		1	25537	12/05/11 19:36	SM	TAL NC
Total/NA	Prep	3540C			24866	11/29/11 08:46	AK	TAL NC
Total/NA	Analysis	8270C		1	25350	12/02/11 20:49	TH	TAL NC
Total/NA	Prep	3540C			25033	11/30/11 10:04	CC	TAL NC
Total/NA	Analysis	8082		1	25371	12/02/11 13:59	LH	TAL NC
Total/NA	Prep	7471A			25039	11/30/11 14:20	DE	TAL NC
Total/NA	Analysis	7471A		1	25193	11/30/11 15:52	AS	TAL NC
Total/NA	Prep	3050B			25054	11/30/11 10:52	DE	TAL NC
Total/NA	Analysis	6010B		1	25310	12/01/11 10:59	BD	TAL NC
Total/NA	Analysis	Moisture		1	24652	11/26/11 15:47	AM	TAL NC

Client Sample ID: S-017324-112311-TP-086

Lab Sample ID: 240-6291-11

Date Collected: 11/23/11 11:45
Matrix: Solid
Date Received: 11/26/11 09:45
Percent Solids: 86.9

Prep Type	Batch Type	Batch Method	Run	Dilution Factor	Batch Number	Prepared or Analyzed	Analyst	Lab
Total/NA	Prep	5035			25141	11/26/11 13:00	LM	TAL NC
Total/NA	Analysis	8260B		1	25537	12/05/11 19:58	SM	TAL NC
Total/NA	Prep	3540C			24866	11/29/11 08:46	AK	TAL NC
Total/NA	Analysis	8270C		1	25350	12/02/11 19:09	TH	TAL NC
Total/NA	Prep	3540C			25033	11/30/11 10:04	CC	TAL NC
Total/NA	Analysis	8082		1	25371	12/02/11 14:12	LH	TAL NC
Total/NA	Prep	7471A			25039	11/30/11 14:20	DE	TAL NC
Total/NA	Analysis	7471A		1	25193	11/30/11 15:54	AS	TAL NC
Total/NA	Prep	3050B			25054	11/30/11 10:52	DE	TAL NC
Total/NA	Analysis	6010B		1	25310	12/01/11 11:04	BD	TAL NC
Total/NA	Analysis	6010B		5	25468	12/02/11 11:09	BD	TAL NC
Total/NA	Analysis	Moisture		1	24652	11/26/11 15:47	AM	TAL NC

Client Sample ID: S-017324-112311-TP-087

Lab Sample ID: 240-6291-12

Date Collected: 11/23/11 13:30

Matrix: Solid

Date Received: 11/26/11 09:45

Percent Solids: 85.8

Prep Type	Batch Type	Batch Method	Run	Dilution Factor	Batch Number	Prepared or Analyzed	Analyst	Lab
Total/NA	Prep	5035			25141	11/26/11 13:00	LM	TAL NC
Total/NA	Analysis	8260B		1	25537	12/05/11 21:26	SM	TAL NC
Total/NA	Prep	3540C			24866	11/29/11 08:46	AK	TAL NC
Total/NA	Analysis	8270C		50	25485	12/05/11 19:24	TH	TAL NC
Total/NA	Prep	3540C			25033	11/30/11 10:04	CC	TAL NC
Total/NA	Analysis	8082		10	25371	12/02/11 14:40	LH	TAL NC
Total/NA	Prep	7471A			25039	11/30/11 14:20	DE	TAL NC
Total/NA	Analysis	7471A		1	25193	11/30/11 15:55	AS	TAL NC
Total/NA	Prep	3050B			25054	11/30/11 10:52	DE	TAL NC
Total/NA	Analysis	6010B		1	25310	12/01/11 11:10	BD	TAL NC
Total/NA	Analysis	6010B		5	25468	12/02/11 11:15	BD	TAL NC
Total/NA	Analysis	Moisture		1	24652	11/26/11 15:47	AM	TAL NC

Client Sample ID: S-017324-112311-TP-088

Lab Sample ID: 240-6291-13

Date Collected: 11/23/11 13:40

Matrix: Solid

Date Received: 11/26/11 09:45

Percent Solids: 88.7

Prep Type	Batch Type	Batch Method	Run	Dilution Factor	Batch Number	Prepared or Analyzed	Analyst	Lab
Total/NA	Prep	5035			25136	11/30/11 19:47	LM	TAL NC
Total/NA	Analysis	8260B		25	25774	12/06/11 21:17	TL	TAL NC
Total/NA	Prep	3540C			24866	11/29/11 08:46	AK	TAL NC
Total/NA	Analysis	8270C		1	25350	12/02/11 19:42	TH	TAL NC
Total/NA	Prep	3540C			25033	11/30/11 10:04	CC	TAL NC
Total/NA	Analysis	8082		1	25371	12/02/11 14:53	LH	TAL NC
Total/NA	Prep	7471A			25039	11/30/11 14:20	DE	TAL NC
Total/NA	Analysis	7471A		1	25193	11/30/11 15:56	AS	TAL NC
Total/NA	Prep	3050B			25054	11/30/11 10:52	DE	TAL NC
Total/NA	Analysis	6010B		1	25310	12/01/11 11:16	BD	TAL NC
Total/NA	Analysis	6010B		5	25468	12/02/11 11:32	BD	TAL NC
Total/NA	Analysis	Moisture		1	24652	11/26/11 15:47	AM	TAL NC

Client Sample ID: S-017324-112311-TP-089

Lab Sample ID: 240-6291-14

Date Collected: 11/23/11 14:10

Matrix: Solid

Date Received: 11/26/11 09:45

Percent Solids: 79.4

Prep Type	Batch Type	Batch Method	Run	Dilution Factor	Batch Number	Prepared or Analyzed	Analyst	Lab
Total/NA	Prep	5035			25141	11/26/11 13:00	LM	TAL NC
Total/NA	Analysis	8260B		1	25537	12/05/11 20:19	SM	TAL NC
Total/NA	Prep	3540C			24866	11/29/11 08:46	AK	TAL NC
Total/NA	Analysis	8270C		10	25485	12/05/11 19:41	TH	TAL NC
Total/NA	Prep	3540C	RA		24866	11/29/11 08:46	AK	TAL NC
Total/NA	Analysis	8270C	RA	25	25611	12/06/11 20:51	TH	TAL NC
Total/NA	Prep	3540C			25033	11/30/11 10:04	CC	TAL NC
Total/NA	Analysis	8082		1	25371	12/02/11 15:07	LH	TAL NC

Client Sample ID: S-017324-112311-TP-089

Lab Sample ID: 240-6291-14

Date Collected: 11/23/11 14:10

Matrix: Solid

Date Received: 11/26/11 09:45

Percent Solids: 79.4

Prep Type	Batch Type	Batch Method	Run	Dilution Factor	Batch Number	Prepared or Analyzed	Analyst	Lab
Total/NA	Prep	7471A			25039	11/30/11 14:20	DE	TAL NC
Total/NA	Analysis	7471A		1	25193	11/30/11 15:57	AS	TAL NC
Total/NA	Prep	3050B			25054	11/30/11 10:52	DE	TAL NC
Total/NA	Analysis	6010B		1	25310	12/01/11 11:21	BD	TAL NC
Total/NA	Analysis	6010B		5	25468	12/02/11 11:37	BD	TAL NC
Total/NA	Analysis	Moisture		1	24652	11/26/11 15:47	AM	TAL NC

Client Sample ID: S-017324-112311-TP-090

Lab Sample ID: 240-6291-15

Date Collected: 11/23/11 14:20

Matrix: Solid

Date Received: 11/26/11 09:45

Percent Solids: 91.0

Prep Type	Batch Type	Batch Method	Run	Dilution Factor	Batch Number	Prepared or Analyzed	Analyst	Lab
Total/NA	Prep	5035			25141	11/26/11 13:00	LM	TAL NC
Total/NA	Analysis	8260B		1	25537	12/05/11 20:40	SM	TAL NC
Total/NA	Prep	3540C			24866	11/29/11 08:46	AK	TAL NC
Total/NA	Analysis	8270C		1	25350	12/02/11 20:15	TH	TAL NC
Total/NA	Prep	3540C			25033	11/30/11 10:04	CC	TAL NC
Total/NA	Analysis	8082		1	25371	12/02/11 15:21	LH	TAL NC
Total/NA	Prep	7471A			25039	11/30/11 14:20	DE	TAL NC
Total/NA	Analysis	7471A		1	25193	11/30/11 15:59	AS	TAL NC
Total/NA	Prep	3050B			25054	11/30/11 10:52	DE	TAL NC
Total/NA	Analysis	6010B		1	25310	12/01/11 11:27	BD	TAL NC
Total/NA	Analysis	6010B		5	25468	12/02/11 11:43	BD	TAL NC
Total/NA	Analysis	Moisture		1	24652	11/26/11 15:47	AM	TAL NC

Client Sample ID: S-017324-112311-TP-091

Lab Sample ID: 240-6291-16

Date Collected: 11/23/11 14:45

Matrix: Solid

Date Received: 11/26/11 09:45

Percent Solids: 85.1

Prep Type	Batch Type	Batch Method	Run	Dilution Factor	Batch Number	Prepared or Analyzed	Analyst	Lab
Total/NA	Prep	5035			25141	11/26/11 13:00	LM	TAL NC
Total/NA	Analysis	8260B		1	25537	12/05/11 21:05	SM	TAL NC
Total/NA	Prep	3540C			24866	11/29/11 08:46	AK	TAL NC
Total/NA	Analysis	8270C		10	25162	12/01/11 19:44	TH	TAL NC
Total/NA	Prep	3540C			25033	11/30/11 10:04	CC	TAL NC
Total/NA	Analysis	8082		1	25371	12/02/11 15:34	LH	TAL NC
Total/NA	Prep	7471A			25039	11/30/11 14:20	DE	TAL NC
Total/NA	Analysis	7471A		1	25193	11/30/11 16:00	AS	TAL NC
Total/NA	Prep	3050B			25054	11/30/11 10:52	DE	TAL NC
Total/NA	Analysis	6010B		1	25310	12/01/11 11:33	BD	TAL NC
Total/NA	Analysis	Moisture		1	24652	11/26/11 15:47	AM	TAL NC

Lab Chronicle

Client: Conestoga-Rovers & Associates, Inc.
Project/Site: 17324-T07, RACER Former MTM

TestAmerica Job ID: 240-6291-1

Client Sample ID: S-017324-112311-TP-092
Date Collected: 11/23/11 14:55
Date Received: 11/26/11 09:45

Lab Sample ID: 240-6291-17
Matrix: Solid
Percent Solids: 89.2

Prep Type	Batch Type	Batch Method	Run	Dilution Factor	Batch Number	Prepared or Analyzed	Analyst	Lab
Total/NA	Prep	5035			25141	11/26/11 13:00	LM	TAL NC
Total/NA	Analysis	8260B		1	25537	12/05/11 21:48	SM	TAL NC
Total/NA	Prep	3540C			24866	11/29/11 08:46	AK	TAL NC
Total/NA	Analysis	8270C		1	25350	12/02/11 20:32	TH	TAL NC
Total/NA	Prep	3540C			25033	11/30/11 10:04	CC	TAL NC
Total/NA	Analysis	8082		1	25371	12/02/11 15:48	LH	TAL NC
Total/NA	Prep	7471A			25039	11/30/11 14:20	DE	TAL NC
Total/NA	Analysis	7471A		1	25193	11/30/11 16:01	AS	TAL NC
Total/NA	Prep	3050B			25054	11/30/11 10:52	DE	TAL NC
Total/NA	Analysis	6010B		1	25310	12/01/11 11:38	BD	TAL NC
Total/NA	Analysis	6010B		5	25468	12/02/11 11:49	BD	TAL NC
Total/NA	Analysis	Moisture		1	24652	11/26/11 15:51	AM	TAL NC

Laboratory References:

TAL NC = TestAmerica North Canton, 4101 Shuffel Street NW, North Canton, OH 44720, TEL (330)497-9396

Certification Summary

Client: Conestoga-Rovers & Associates, Inc.
Project/Site: 17324-T07, RACER Former MTM

TestAmerica Job ID: 240-6291-1

Laboratory	Authority	Program	EPA Region	Certification ID
TestAmerica North Canton	ACLASS	DoD ELAP		ADE-1437
TestAmerica North Canton	California	NELAC	9	01144CA
TestAmerica North Canton	Connecticut	State Program	1	PH-0590
TestAmerica North Canton	Florida	NELAC	4	E87225
TestAmerica North Canton	Georgia	Georgia EPD	4	N/A
TestAmerica North Canton	Illinois	NELAC	5	200004
TestAmerica North Canton	Kansas	NELAC	7	E-10336
TestAmerica North Canton	Kentucky	State Program	4	58
TestAmerica North Canton	Minnesota	NELAC	5	039-999-348
TestAmerica North Canton	Nevada	State Program	9	OH-000482008A
TestAmerica North Canton	New Jersey	NELAC	2	OH001
TestAmerica North Canton	New York	NELAC	2	10975
TestAmerica North Canton	Ohio	OVAP	5	CL0024
TestAmerica North Canton	Pennsylvania	NELAC	3	68-00340
TestAmerica North Canton	USDA	USDA		P330-11-00328
TestAmerica North Canton	Virginia	NELAC Secondary AB	3	460175
TestAmerica North Canton	West Virginia	West Virginia DEP	3	210
TestAmerica North Canton	Wisconsin	State Program	5	999518190

Accreditation may not be offered or required for all methods and analytes reported in this package. Please contact your project manager for the laboratory's current list of certified methods and analytes.

CONESTOGA-ROVERS & ASSOCIATES

6520 Corporate Drive
Indianapolis, Indiana 46278
(317) 291-7007 phone
(317) 328-2666 fax

CHAIN-OF-CUSTODY RECORD

SHIPPED TO (Laboratory Name): Test America - North Canton, OH

REFERENCE NUMBER: 017324-707

PROJECT NAME: MTM

SAMPLER'S SIGNATURE: [signature] **PRINTED NAME:** Tim Pranger

SEQ. No.	DATE	TIME	SAMPLE IDENTIFICATION No.	SAMPLE MATRIX	No. OF CONTAINERS	PARAMETERS: TCL VOCs	REMARKS
1	11/23/11	755	S-017324-112311-TP-076	Soil	4	X	
2		825	-077		4	X	
3		855	-078		12	X	MS/MSD
4		945	-079		4	X	
5		955	-080		4	X	
6		1025	-081		4	X	
7		1035	-082		4	X	
8		1134	-085		4	X	
9		1145	S-017324-112311-TP-086		4	X	
10		1330	S-017324-112311-TP-087	Soil	4	X	
11	11/23/11	1346	S-017324-112311-TP-088	Soil	4	X	
TOTAL NUMBER OF CONTAINERS					52		

RELINQUISHED BY: ① [signature]	DATE: 11/25/11 TIME: 1000	RECEIVED BY: ②	DATE: TIME:
RELINQUISHED BY: ②	DATE: TIME:	RECEIVED BY: ③	DATE: TIME:
RELINQUISHED BY: ③	DATE: TIME:	RECEIVED BY: ④	DATE: TIME:

METHOD OF SHIPMENT: FedEx **TRACKING No.** 8754 2216 5381

White -Fully Executed Copy
Yellow -Receiving Laboratory Copy
Pink -Shipper Copy
Goldenrod -Sampler Copy

SAMPLE TEAM: Tim Pranger

RECEIVED FOR LABORATORY BY: [signature] DATE: 11/26/11 TIME: 9:45am

2687

400001-00(SOURCE)GN-CO007

12/12/2011

CONESTOGA-ROVERS & ASSOCIATES

6520 Corporate Drive
Indianapolis, Indiana 46278
(317) 291-7007 phone
(317) 328-2666 fax

CHAIN-OF-CUSTODY RECORD

SHIPPED TO (Laboratory Name): Test America - North Canton, OH

REFERENCE NUMBER: 017324-T07

PROJECT NAME: MTM

SAMPLER'S SIGNATURE: _____ **PRINTED NAME:** Tim Ranger

SEQ. No.	DATE	TIME	SAMPLE IDENTIFICATION No.	SAMPLE MATRIX	No. OF CONTAINERS	PARAMETERS: TCL VOCs	REMARKS
1	11/23/11	1410	S-017324-112311-TP-089	Soil	4	X	
2	↓	1420	↓ -090	↓	4	X	
3	↓	1445	↓ -091	↓	4	X	
4	11/23/11	1455	S-017324-112311-TP -092	Soil	4	X	
			TOTAL NUMBER OF CONTAINERS		16		

RELINQUISHED BY: ① Tim Ranger	DATE: 11/25/11 TIME: 1000	RECEIVED BY: ② _____	DATE: TIME:
RELINQUISHED BY: ② _____	DATE: TIME:	RECEIVED BY: ③ _____	DATE: TIME:
RELINQUISHED BY: ③ _____	DATE: TIME:	RECEIVED BY: ④ _____	DATE: TIME:

METHOD OF SHIPMENT: FedEx **TRACKING No.** 8754 2216 5381

White -Fully Executed Copy
Yellow -Receiving Laboratory Copy
Pink -Shipper Copy
Goldenrod -Sampler Copy

SAMPLE TEAM: Tim Ranger

RECEIVED FOR LABORATORY BY: _____ 2688

DATE: 11/26/11 TIME: 9:45am.

400001-00(SOURCE)GN-CO007

CONESTOGA-ROVERS & ASSOCIATES
6520 Corporate Drive
Indianapolis, Indiana 46278
(317) 291-7007 phone
(317) 328-2666 fax

SHIPPED TO (Laboratory Name): Test America - North Canton, OH

REFERENCE NUMBER: 017324-707

PROJECT NAME: MTM

CHAIN-OF-CUSTODY RECORD

SAMPLER'S SIGNATURE: Tim Ranger **PRINTED NAME:** Tim Ranger

SEQ. No.	DATE	TIME	SAMPLE IDENTIFICATION No.	SAMPLE MATRIX	No. OF CONTAINERS	PARAMETERS: SVOCs	PCBs	TAL Metals	REMARKS
1	11/23/11	755	S-017324-112311-TP-076	Soil	2	X	X	X	
2		825	-077		2	X	X	X	
3		855	-078		4	X	X	X	MS/MSD
4		945	-079		2	X	X	X	
5		955	-080		2	X	X	X	
6		1025	-081		2	X	X	X	
7		1035	-082		2	X	X	X	
8		1057	-083		1		X	X	
9		1104	-084		1		X	X	
10		1134	-085		2	X	X	X	
11		1145	-086		2	X	X	X	
12		1330	-087		2	X	X	X	
13		1340	-088		2	X	X	X	
14		1410	-089		2	X	X	X	
15	11/23/11	1420	S-017324-112311-TP-090	Soil	2	X	X	X	
			TOTAL NUMBER OF CONTAINERS		30				

RELINQUISHED BY: ① Tim Ranger	DATE: 11/25/11 TIME: 1000	RECEIVED BY: ②	DATE: TIME:
RELINQUISHED BY: ②	DATE: TIME:	RECEIVED BY: ③	DATE: TIME:
RELINQUISHED BY: ③	DATE: TIME:	RECEIVED BY: ④	DATE: TIME:

METHOD OF SHIPMENT: FedEx **TRACKING No.** 8754 2216 5381

White -Fully Executed Copy
Yellow -Receiving Laboratory Copy
Pink -Shipper Copy
Goldenrod -Sampler Copy

SAMPLE TEAM: Tim Ranger

RECEIVED FOR LABORATORY BY: [signature] 2685
DATE: 11/26/11 TIME: 9:45am

400001-00(SOURCE)GN-CO007

CONESTOGA-ROVERS & ASSOCIATES

6520 Corporate Drive
Indianapolis, Indiana 46278
(317) 291-7007 phone
(317) 328-2666 fax

CHAIN-OF-CUSTODY RECORD

SHIPPED TO (Laboratory Name): Test America - North Canton, OH

REFERENCE NUMBER: 017324-707

PROJECT NAME: MTM

SAMPLER'S SIGNATURE: [signature] **PRINTED NAME:** Tim Ploenger

SEQ. No.	DATE	TIME	SAMPLE IDENTIFICATION No.	SAMPLE MATRIX	No. OF CONTAINERS	PARAMETERS: SVOC	PCB	TAL Metals	REMARKS
1	11/23/11	1445	S-017324-11231-TP-091	Soil	4	X	X	X	
2	11/23/11	1455	S-017324-11231-TP-092	Soil	2	X	X	X	
			TOTAL NUMBER OF CONTAINERS		4				

RELINQUISHED BY: ① [signature]	DATE: 11/25/11 TIME: 1000	RECEIVED BY: ②	DATE: TIME:
RELINQUISHED BY: ②	DATE: TIME:	RECEIVED BY: ③	DATE: TIME:
RELINQUISHED BY: ③	DATE: TIME:	RECEIVED BY: ④	DATE: TIME:

METHOD OF SHIPMENT: FedEx **TRACKING No.** 8754 2216 5381

White -Fully Executed Copy
Yellow -Receiving Laboratory Copy
Pink -Shipper Copy
Goldenrod -Sampler Copy

SAMPLE TEAM: Tim Ploenger

RECEIVED FOR LABORATORY BY: [signature] 2686

DATE: 11/26/11 TIME: 9:45 am

400001-00(SOURCE)GN-CO007

12/12/2011

TestAmerica Cooler Receipt Form/Narrative **Lot Number:** #6291
North Canton Facility

Client CRA Project MTM By: (Signature)
Cooler Received on 11/26/11 Opened on 11/26/11
FedEx UPS DHL FAS Stetson Client Drop Off TestAmerica Courier Other
TestAmerica Cooler # Multiple Coolers Foam Box Client Cooler Other

1. Were custody seals on the outside of the cooler(s)? Yes No Intact? Yes No NA
   If YES, Quantity 2 Quantity Unsalvageable
   Were custody seals on the outside of cooler(s) signed and dated? Yes No NA
   Were custody seals on the bottle(s)? Yes No
   If YES, are there any exceptions?
2. Shippers' packing slip attached to the cooler(s)? Yes No
3. Did custody papers accompany the sample(s)? Yes No Relinquished by client? Yes No
4. Were the custody papers signed in the appropriate place? Yes No
5. Packing material used: Bubble Wrap Foam None Other
6. Cooler temperature upon receipt BACK °C See back of form for multiple coolers/temps
   METHOD: IR Other
   COOLANT: Wet Ice Blue Ice Dry Ice Water None
7. Did all bottles arrive in good condition (Unbroken)? Yes No
8. Could all bottle labels be reconciled with the COC? Yes No
9. Were sample(s) at the correct pH upon receipt? Yes No NA
10. Were correct bottle(s) used for the test(s) indicated? Yes No
11. Were air bubbles >6 mm in any VOA vials? Yes No NA
12. Sufficient quantity received to perform indicated analyses? Yes No
13. Was a trip blank present in the cooler(s)? Yes No Were VOAs on the COC? Yes No

Contacted PM DH Date 11/26/11 by JM via Verbal Voice Mail Other
Concerning #14

14. CHAIN OF CUSTODY

The following discrepancies occurred:
All samples included expired terra core kits (except 083 + 084 that have no VOC). All weights are covered by client labels.

15. SAMPLE CONDITION

Sample(s) were received after the recommended holding time had expired.
Sample(s) were received in a broken container.
Sample(s) were received with bubble >6 mm in diameter. (Notify PM)

16. SAMPLE PRESERVATION

Sample(s) were further preserved in Sample Receiving to meet recommended pH level(s). *Nitric Acid Lot# 110410-HNO_3; Sulfuric Acid Lot# 041911-H_2SO_4; Sodium Hydroxide Lot# 121809 -NaOH; Hydrochloric Acid Lot# 041911-HCl; Sodium Hydroxide and Zinc Acetate Lot#* 100108-$(CH_3COO)_2ZN$/NaOH. What time was preservative added to sample(s)?

Client ID	pH	Date	Initials

TestAmerica Cooler Receipt Form/Narrative
North Canton Facility

Client ID	pH	Date	Initials

Cooler #	Temp. °C	Method	Coolant
A792	1.6°C	IR	Wet Ice
C429	2.0°C	"	"
A620	2.4°C	"	"

Discrepancies Cont'd:

Login Sample Receipt Checklist

Client: Conestoga-Rovers & Associates, Inc.

Job Number: 240-6291-1

Login Number: 6291

List Number: 1

Creator: Maddux, Ann

List Source: TestAmerica North Canton

Question	Answer	Comment
Radioactivity either was not measured or, if measured, is at or below background	N/A	
The cooler's custody seal, if present, is intact.	True	
The cooler or samples do not appear to have been compromised or tampered with.	True	
Samples were received on ice.	True	
Cooler Temperature is acceptable.	True	
Cooler Temperature is recorded.	True	1.6, 2.0, 2.4
COC is present.	True	
COC is filled out in ink and legible.	True	
COC is filled out with all pertinent information.	True	
Is the Field Sampler's name present on COC?	True	
There are no discrepancies between the sample IDs on the containers and the COC.	True	
Samples are received within Holding Time.	True	
Sample containers have legible labels.	True	
Containers are not broken or leaking.	True	
Sample collection date/times are provided.	True	
Appropriate sample containers are used.	True	
Sample bottles are completely filled.	True	
Sample Preservation Verified.	True	
There is sufficient vol. for all requested analyses, incl. any requested MS/MSDs	True	
VOA sample vials do not have headspace or bubble is <6mm (1/4") in diameter.	True	
Multiphasic samples are not present.	True	
Samples do not require splitting or compositing.	True	
Residual Chlorine Checked.	N/A	

TestAmerica

THE LEADER IN ENVIRONMENTAL TESTING

ANALYTICAL REPORT

TestAmerica Laboratories, Inc.
TestAmerica North Canton
4101 Shuffel Street NW
North Canton, OH 44720
Tel: (330)497-9396

TestAmerica Job ID: 240-6309-1
Client Project/Site: 17324-T07, RACER Former MTM

For:
Conestoga-Rovers & Associates, Inc.
6520 Corporate Drive
Indianapolis, Indiana 46278

Attn: Mr. Michael Richardson

Denise D Heckler

Authorized for release by:
12/14/2011 1:33:54 PM

Denise Heckler
Project Manager II
denise.heckler@testamericainc.com

This report has been electronically signed and authorized by the signatory. Electronic signature is intended to be the legally binding equivalent of a traditionally handwritten signature.

Results relate only to the items tested and the sample(s) as received by the laboratory.

LINKS

Review your project results through TotalAccess

Have a Question? Ask The Expert

Visit us at: www.testamericainc.com

Table of Contents

Cover Page 1
Table of Contents 2
Definitions/Glossary 3
Case Narrative 4
Method Summary 8
Sample Summary 9
Detection Summary 10
Client Sample Results 21
Surrogate Summary 74
QC Sample Results 77
QC Association Summary 101
Lab Chronicle 108
Certification Summary 116
Chain of Custody 117
Receipt Checklists 123

Qualifiers

GC/MS VOA

Qualifier	Qualifier Description
U	Indicates the analyte was analyzed for but not detected.
B	Compound was found in the blank and sample.
J	Result is less than the RL but greater than or equal to the MDL and the concentration is an approximate value.

GC/MS Semi VOA

Qualifier	Qualifier Description
U	Indicates the analyte was analyzed for but not detected.
*	LCS or LCSD exceeds the control limits
X	Surrogate is outside control limits
J	Result is less than the RL but greater than or equal to the MDL and the concentration is an approximate value.
F	MS or MSD exceeds the control limits
F	RPD of the MS and MSD exceeds the control limits

GC Semi VOA

Qualifier	Qualifier Description
U	Indicates the analyte was analyzed for but not detected.
X	Surrogate is outside control limits
J	Result is less than the RL but greater than or equal to the MDL and the concentration is an approximate value.

Metals

Qualifier	Qualifier Description
U	Indicates the analyte was analyzed for but not detected.
J	Result is less than the RL but greater than or equal to the MDL and the concentration is an approximate value.
B	Compound was found in the blank and sample.
L	A negative instrument reading had an absolute value greater than the reporting limit
4	MS, MSD: The analyte present in the original sample is 4 times greater than the matrix spike concentration; therefore, control limits are not applicable.
F	MS or MSD exceeds the control limits
F	RPD of the MS and MSD exceeds the control limits
^	ICV,CCV,ICB,CCB, ISA, ISB, CRI, CRA, DLCK or MRL standard: Instrument related QC exceeds the control limits.

Glossary

Abbreviation	These commonly used abbreviations may or may not be present in this report.
☼	Listed under the "D" column to designate that the result is reported on a dry weight basis
%R	Percent Recovery
CNF	Contains no Free Liquid
DL, RA, RE, IN	Indicates a Dilution, Reanalysis, Re-extraction, or additional Initial metals/anion analysis of the sample
EDL	Estimated Detection Limit
EPA	United States Environmental Protection Agency
MDL	Method Detection Limit
ML	Minimum Level (Dioxin)
ND	Not detected at the reporting limit (or MDL or EDL if shown)
PQL	Practical Quantitation Limit
RL	Reporting Limit
RPD	Relative Percent Difference, a measure of the relative difference between two points
TEF	Toxicity Equivalent Factor (Dioxin)
TEQ	Toxicity Equivalent Quotient (Dioxin)

Job ID: 240-6309-1

Laboratory: TestAmerica North Canton

Narrative

CASE NARRATIVE

Client: Conestoga-Rovers & Associates, Inc.

Project: 17324-T07, RACER Former MTM

Report Number: 240-6309-1

With the exceptions noted as flags or footnotes, standard analytical protocols were followed in the analysis of the samples and no problems were encountered or anomalies observed. In addition all laboratory quality control samples were within established control limits, with any exceptions noted below. Each sample was analyzed to achieve the lowest possible reporting limit within the constraints of the method. In some cases, due to interference or analytes present at high concentrations, samples were diluted. For diluted samples, the reporting limits are adjusted relative to the dilution required.

TestAmerica North Canton attests to the validity of the laboratory data generated by TestAmerica facilities reported herein. All analyses performed by TestAmerica facilities were done using established laboratory SOPs that incorporate QA/QC procedures described in the application methods. TestAmerica's operations groups have reviewed the data for compliance with the laboratory QA/QC plan, and data have been found to be compliant with laboratory protocols unless otherwise noted below.

The test results in this report meet all NELAP requirements for parameters for which accreditation is required or available. Any exceptions to NELAP requirements are noted in this report. Pursuant to NELAP, this report may not be reproduced, except in full, without the written approval of the laboratory.

Calculations are performed before rounding to avoid round-off errors in calculated results.

All holding times were met and proper preservation noted for the methods performed on these samples, unless otherwise detailed in the individual sections below.

All solid sample results are reported on an "as received" basis unless otherwise indicated by the presence of a % solids value in the method header.

This laboratory report is confidential and is intended for the sole use of TestAmerica and its client.

RECEIPT

The samples were received on 11/29/2011; the samples arrived in good condition, properly preserved and on ice. The temperature of the coolers at receipt was 1.9, 2.3 and 2.8 C.

VOLATILE ORGANIC COMPOUNDS (GC-MS)

Samples S-017324-112811-TP-093 (240-6309-1), S-017324-112811-TP-094 (240-6309-2), S-017324-112811-TP-095 (240-6309-3), S-017324-112811-TP-096 (240-6309-4), S-017324-112811-TP-097 (240-6309-5), S-017324-112811-TP-098 (240-6309-6), S-017324-112811-TP-099 (240-6309-7), S-017324-112811-TP-100 (240-6309-8), S-017324-112811-TP-101 (240-6309-9), S-017324-112811-TP-102 (240-6309-10) and S-017324-112811-TP-103 (240-6309-11) were analyzed for volatile organic compounds (GC-MS) in accordance with EPA SW-846 Method 8260B. The samples were prepared on 11/29/2011 and 11/30/2011 and analyzed on 12/06/2011.

1,2,4-Trichlorobenzene was detected in method blank MB 240-25593/6 at a level that was above the method detection limit but below the reporting limit. The value should be considered an estimate, and has been flagged "J". If the associated sample reported a result above the MDL and/or RL, the result has been "B" flagged.

the water preserved VOC vials cracked in the freezer. As a result, the methanol vial for sample S-017324-112811-TP-103 (240-6309-11) was used for analysis.

Job ID: 240-6309-1 (Continued)

Laboratory: TestAmerica North Canton (Continued)

No other difficulties were encountered during the VOCs analyses.

All other quality control parameters were within the acceptance limits.

SEMIVOLATILE ORGANIC COMPOUNDS (GC-MS)

Samples S-017324-112811-TP-093 (240-6309-1), S-017324-112811-TP-094 (240-6309-2), S-017324-112811-TP-095 (240-6309-3), S-017324-112811-TP-096 (240-6309-4), S-017324-112811-TP-097 (240-6309-5), S-017324-112811-TP-098 (240-6309-6), S-017324-112811-TP-099 (240-6309-7), S-017324-112811-TP-100 (240-6309-8), S-017324-112811-TP-101 (240-6309-9), S-017324-112811-TP-102 (240-6309-10) and S-017324-112811-TP-103 (240-6309-11) were analyzed for semivolatile organic compounds (GC-MS) in accordance with EPA SW-846 Method 8270C. The samples were prepared on 12/02/2011 and 12/06/2011 and analyzed on 12/06/2011, 12/08/2011, 12/09/2011 and 12/12/2011.

Surrogates are added during the extraction process prior to dilution. When the sample is diluted, surrogate recoveries are diluted out and no corrective action is required.

3,3'-Dichlorobenzidine failed the recovery criteria low for LCS 240-25639/22-A.

2,4-Dinitrophenol, 4,6-Dinitro-2-methylphenol and Pentachlorophenol failed the recovery criteria low for the MS of sample S-017324-112811-TP-099MS (240-6309-7) in batch 240-26096.

4-Nitrophenol and Hexachlorocyclopentadiene exceeded the rpd limit for the MSD of sample S-017324-112811-TP-099MSD (240-6309-7) in batch 240-26185.

The presence of the '4' qualifier in the data indicates analytes where the concentration in the unspiked sample exceeded four times the spiking amount.

Samples S-017324-112811-TP-095 (240-6309-3)[20X], S-017324-112811-TP-101 (240-6309-9)[50X], S-017324-112811-TP-102 (240-6309-10)[50X] and S-017324-112811-TP-103 (240-6309-11)[50X] required dilution prior to analysis. The reporting limits have been adjusted accordingly. The surrogates are considered diluted out.

No other difficulties were encountered during the SVOC analyses.

All other quality control parameters were within the acceptance limits.

POLYCHLORINATED BIPHENYLS (PCBS)

Samples S-017324-112811-TP-093 (240-6309-1), S-017324-112811-TP-094 (240-6309-2), S-017324-112811-TP-095 (240-6309-3), S-017324-112811-TP-096 (240-6309-4), S-017324-112811-TP-097 (240-6309-5), S-017324-112811-TP-098 (240-6309-6), S-017324-112811-TP-099 (240-6309-7), S-017324-112811-TP-100 (240-6309-8), S-017324-112811-TP-101 (240-6309-9), S-017324-112811-TP-102 (240-6309-10), S-017324-112811-TP-103 (240-6309-11), S-017324-112811-TP-104 (240-6309-12), S-017324-112811-TP-105 (240-6309-13), S-017324-112811-TP-106 (240-6309-14), S-017324-112811-TP-107 (240-6309-15), S-017324-112811-TP-108 (240-6309-16), S-017324-112811-TP-109 (240-6309-17), S-017324-112811-TP-110 (240-6309-18), S-017324-112811-TP-111 (240-6309-19) and S-017324-112811-TP-112 (240-6309-20) were analyzed for polychlorinated biphenyls (PCBs) in accordance with EPA SW-846 Method 8082. The samples were prepared on 12/02/2011 and analyzed on 12/07/2011.

Surrogates are added during the extraction process prior to dilution. When the sample dilution is 5X or greater, surrogate recoveries are diluted out and no corrective action is required.

Two surrogates are used for this analysis. The laboratory's SOP allows 1 of these surrogates to be outside acceptance criteria without performing re-extraction/re-analysis. The following samples contained an allowable number of surrogate compounds outside limits: S-017324-112811-TP-099 (240-6309-7 MS), S-017324-112811-TP-099 (240-6309-7 MSD), S-017324-112811-TP-100 (240-6309-8), S-017324-112811-TP-105 (240-6309-13), S-017324-112811-TP-107 (240-6309-15), S-017324-112811-TP-108 (240-6309-16), S-017324-112811-TP-110 (240-6309-18). Tetrachloro-m-xylene failed the surrogate recovery criteria high for MB 240-25326/23-A. Tetrachloro-m-xylene failed the surrogate recovery criteria high for LCS 240-25326/24-A. These results have been reported and qualified.

Sample S-017324-112811-TP-105 (240-6309-13)[5X] required dilution prior to analysis. The reporting limits have been adjusted

Job ID: 240-6309-1 (Continued)

Laboratory: TestAmerica North Canton (Continued)

accordingly.

All samples required a tetrabutylammonium sulfite (TBA) clean-up to reduce matrix interferences caused by sulfur.

No other difficulties were encountered during the PCBs analyses.

All other quality control parameters were within the acceptance limits.

TOTAL METALS (ICP)

Samples S-017324-112811-TP-093 (240-6309-1), S-017324-112811-TP-094 (240-6309-2), S-017324-112811-TP-095 (240-6309-3), S-017324-112811-TP-096 (240-6309-4), S-017324-112811-TP-097 (240-6309-5), S-017324-112811-TP-098 (240-6309-6), S-017324-112811-TP-099 (240-6309-7), S-017324-112811-TP-100 (240-6309-8), S-017324-112811-TP-101 (240-6309-9), S-017324-112811-TP-102 (240-6309-10), S-017324-112811-TP-103 (240-6309-11), S-017324-112811-TP-104 (240-6309-12), S-017324-112811-TP-105 (240-6309-13), S-017324-112811-TP-106 (240-6309-14), S-017324-112811-TP-107 (240-6309-15), S-017324-112811-TP-108 (240-6309-16), S-017324-112811-TP-109 (240-6309-17), S-017324-112811-TP-110 (240-6309-18), S-017324-112811-TP-111 (240-6309-19) and S-017324-112811-TP-112 (240-6309-20) were analyzed for total metals (ICP) in accordance with EPA SW-846 Method 6010B. The samples were prepared on 11/30/2011 and 12/01/2011 and analyzed on 12/01/2011, 12/02/2011 and 12/05/2011.

Several analytes were detected in method blank MB 240-25067/1-A at levels that were above the method detection limit but below the reporting limit. The values should be considered estimates, and have been flagged “J”. If the associated sample reported a result above the MDL and/or RL, the result has been “B” flagged. Several analytes were detected in method blank MB 240-25201/1-A at levels that were above the method detection limit but below the reporting limit. The values should be considered estimates, and have been flagged “J”. If the associated sample reported a result above the MDL and/or RL, the result has been “B” flagged.

Antimony and Iron failed the recovery criteria low for the MS of sample S-017324-112811-TP-099MS (240-6309-7) in batch 240-25468. Aluminum, Magnesium, Manganese and Calcium failed the recovery criteria high.

For the MSD of sample S-017324-112811-TP-099MSD (240-6309-7) in batch 240-25468, Antimony and Iron failed the recovery criteria low. Aluminum, Magnesium, Manganese and Calcium failed the recovery criteria high. Also, Magnesium exceeded the rpd limit.

Several analytes failed the recovery criteria low for the MS of sample S-017324-112811-TP-100MS (240-6309-8) in batch 240-25597. Aluminum failed the recovery criteria high.

Antimony, Calcium and Magnesium failed the recovery criteria low for the MSD of sample S-017324-112811-TP-100MSD (240-6309-8) in batch 240-25597. Aluminum and Iron failed the recovery criteria high.

Samples S-017324-112811-TP-093 (240-6309-1)[5X], S-017324-112811-TP-095 (240-6309-3)[5X], S-017324-112811-TP-096 (240-6309-4)[5X], S-017324-112811-TP-097 (240-6309-5)[5X], S-017324-112811-TP-098 (240-6309-6)[5X] and S-017324-112811-TP-099 (240-6309-7)[5X] required dilution prior to analysis. The reporting limits have been adjusted accordingly.

The CCB was greater than or equal to the requested reporting for Selenium. Since the sample result was below the requested reporting limit the result was accepted for sample S-017324-112811-TP-101 (240-6309-9).

No other difficulties were encountered during the metals analyses.

All other quality control parameters were within the acceptance limits.

TOTAL MERCURY

Samples S-017324-112811-TP-093 (240-6309-1), S-017324-112811-TP-094 (240-6309-2), S-017324-112811-TP-095 (240-6309-3), S-017324-112811-TP-096 (240-6309-4), S-017324-112811-TP-097 (240-6309-5), S-017324-112811-TP-098 (240-6309-6), S-017324-112811-TP-099 (240-6309-7), S-017324-112811-TP-100 (240-6309-8), S-017324-112811-TP-101 (240-6309-9), S-017324-112811-TP-102 (240-6309-10), S-017324-112811-TP-103 (240-6309-11), S-017324-112811-TP-104 (240-6309-12), S-017324-112811-TP-105 (240-6309-13), S-017324-112811-TP-106 (240-6309-14), S-017324-112811-TP-107 (240-6309-15), S-017324-112811-TP-108 (240-6309-16), S-017324-112811-TP-109 (240-6309-17), S-017324-112811-TP-110 (240-6309-18),

Job ID: 240-6309-1 (Continued)

Laboratory: TestAmerica North Canton (Continued)

S-017324-112811-TP-111 (240-6309-19) and S-017324-112811-TP-112 (240-6309-20) were analyzed for total mercury in accordance with EPA SW-846 Method 7471A. The samples were prepared on 11/30/2011 and 12/01/2011 and analyzed on 12/05/2011.

No difficulties were encountered during the mercury analyses.

All quality control parameters were within the acceptance limits.

Method Summary

Client: Conestoga-Rovers & Associates, Inc.
Project/Site: 17324-T07, RACER Former MTM

TestAmerica Job ID: 240-6309-1

Method	Method Description	Protocol	Laboratory
8260B	Volatile Organic Compounds (GC/MS)	SW846	TAL NC
8270C	Semivolatile Organic Compounds (GC/MS)	SW846	TAL NC
8082	Polychlorinated Biphenyls (PCBs) by Gas Chromatography	SW846	TAL NC
6010B	Metals (ICP)	SW846	TAL NC
7471A	Mercury (CVAA)	SW846	TAL NC
Moisture	Percent Moisture	EPA	TAL NC

Protocol References:

EPA = US Environmental Protection Agency

SW846 = "Test Methods For Evaluating Solid Waste, Physical/Chemical Methods", Third Edition, November 1986 And Its Updates.

Laboratory References:

TAL NC = TestAmerica North Canton, 4101 Shuffel Street NW, North Canton, OH 44720, TEL (330)497-9396

Sample Summary

Client: Conestoga-Rovers & Associates, Inc.
Project/Site: 17324-T07, RACER Former MTM

TestAmerica Job ID: 240-6309-1

Lab Sample ID	Client Sample ID	Matrix	Collected	Received
240-6309-1	S-017324-112811-TP-093	Solid	11/28/11 11:00	11/29/11 10:15
240-6309-2	S-017324-112811-TP-094	Solid	11/28/11 11:10	11/29/11 10:15
240-6309-3	S-017324-112811-TP-095	Solid	11/28/11 11:35	11/29/11 10:15
240-6309-4	S-017324-112811-TP-096	Solid	11/28/11 11:39	11/29/11 10:15
240-6309-5	S-017324-112811-TP-097	Solid	11/28/11 11:54	11/29/11 10:15
240-6309-6	S-017324-112811-TP-098	Solid	11/28/11 13:00	11/29/11 10:15
240-6309-7	S-017324-112811-TP-099	Solid	11/28/11 13:35	11/29/11 10:15
240-6309-8	S-017324-112811-TP-100	Solid	11/28/11 13:50	11/29/11 10:15
240-6309-9	S-017324-112811-TP-101	Solid	11/28/11 14:25	11/29/11 10:15
240-6309-10	S-017324-112811-TP-102	Solid	11/28/11 14:55	11/29/11 10:15
240-6309-11	S-017324-112811-TP-103	Solid	11/28/11 15:05	11/29/11 10:15
240-6309-12	S-017324-112811-TP-104	Solid	11/28/11 15:35	11/29/11 10:15
240-6309-13	S-017324-112811-TP-105	Solid	11/28/11 15:40	11/29/11 10:15
240-6309-14	S-017324-112811-TP-106	Solid	11/28/11 15:55	11/29/11 10:15
240-6309-15	S-017324-112811-TP-107	Solid	11/28/11 16:15	11/29/11 10:15
240-6309-16	S-017324-112811-TP-108	Solid	11/28/11 16:23	11/29/11 10:15
240-6309-17	S-017324-112811-TP-109	Solid	11/28/11 16:40	11/29/11 10:15
240-6309-18	S-017324-112811-TP-110	Solid	11/28/11 16:45	11/29/11 10:15
240-6309-19	S-017324-112811-TP-111	Solid	11/28/11 16:55	11/29/11 10:15
240-6309-20	S-017324-112811-TP-112	Solid	11/28/11 17:00	11/29/11 10:15

Client Sample ID: S-017324-112811-TP-093 — Lab Sample ID: 240-6309-1

Analyte	Result	Qualifier	RL	MDL	Unit	Dil Fac	D	Method	Prep Type
1,2-Dichloroethane	0.80	J	2.5	0.17	ug/Kg	1	☼	8260B	Total/NA
Toluene	0.35	J	2.5	0.13	ug/Kg	1	☼	8260B	Total/NA
Aluminum	2200		18	8.8	mg/Kg	1	☼	6010B	Total/NA
Barium	10	J B	18	0.065	mg/Kg	1	☼	6010B	Total/NA
Beryllium	0.13	J	0.46	0.039	mg/Kg	1	☼	6010B	Total/NA
Calcium	99000		2300	73	mg/Kg	5	☼	6010B	Total/NA
Cadmium	0.14	J	0.18	0.033	mg/Kg	1	☼	6010B	Total/NA
Cobalt	2.9	J	4.6	0.15	mg/Kg	1	☼	6010B	Total/NA
Chromium	4.6		0.46	0.18	mg/Kg	1	☼	6010B	Total/NA
Copper	8.2		2.3	0.68	mg/Kg	1	☼	6010B	Total/NA
Iron	6400		9.2	4.5	mg/Kg	1	☼	6010B	Total/NA
Potassium	380	J B	460	5.7	mg/Kg	1	☼	6010B	Total/NA
Magnesium	29000	B	460	4.7	mg/Kg	1	☼	6010B	Total/NA
Manganese	220	B	1.4	0.068	mg/Kg	1	☼	6010B	Total/NA
Nickel	8.2		3.7	0.25	mg/Kg	1	☼	6010B	Total/NA
Vanadium	8.0		4.6	0.11	mg/Kg	1	☼	6010B	Total/NA
Zinc	28		1.8	0.92	mg/Kg	1	☼	6010B	Total/NA
Arsenic	4.9		0.92	0.28	mg/Kg	1	☼	6010B	Total/NA
Lead	4.4		0.28	0.17	mg/Kg	1	☼	6010B	Total/NA
Mercury	0.016	J	0.10	0.015	mg/Kg	1	☼	7471A	Total/NA

Client Sample ID: S-017324-112811-TP-094 — Lab Sample ID: 240-6309-2

Analyte	Result	Qualifier	RL	MDL	Unit	Dil Fac	D	Method	Prep Type
1,2-Dichloroethane	0.83	J	2.7	0.18	ug/Kg	1	☼	8260B	Total/NA
Toluene	0.36	J	2.7	0.15	ug/Kg	1	☼	8260B	Total/NA
Aluminum	15000		22	10	mg/Kg	1	☼	6010B	Total/NA
Barium	71	B	22	0.077	mg/Kg	1	☼	6010B	Total/NA
Beryllium	0.70		0.54	0.047	mg/Kg	1	☼	6010B	Total/NA
Calcium	2000	B	540	17	mg/Kg	1	☼	6010B	Total/NA
Cobalt	8.5		5.4	0.17	mg/Kg	1	☼	6010B	Total/NA
Chromium	19		0.54	0.22	mg/Kg	1	☼	6010B	Total/NA
Copper	24		2.7	0.80	mg/Kg	1	☼	6010B	Total/NA
Iron	25000		11	5.3	mg/Kg	1	☼	6010B	Total/NA
Potassium	1000	B	540	6.7	mg/Kg	1	☼	6010B	Total/NA
Magnesium	3100	B	540	5.5	mg/Kg	1	☼	6010B	Total/NA
Manganese	470	B	1.6	0.080	mg/Kg	1	☼	6010B	Total/NA
Nickel	23		4.3	0.29	mg/Kg	1	☼	6010B	Total/NA
Vanadium	31		5.4	0.13	mg/Kg	1	☼	6010B	Total/NA
Zinc	68		2.2	1.1	mg/Kg	1	☼	6010B	Total/NA
Arsenic	11		1.1	0.32	mg/Kg	1	☼	6010B	Total/NA
Lead	14		0.32	0.21	mg/Kg	1	☼	6010B	Total/NA
Mercury	0.043	J	0.11	0.017	mg/Kg	1	☼	7471A	Total/NA

Client Sample ID: S-017324-112811-TP-095 — Lab Sample ID: 240-6309-3

Analyte	Result	Qualifier	RL	MDL	Unit	Dil Fac	D	Method	Prep Type
1,2-Dichloroethane	0.49	J	2.0	0.14	ug/Kg	1	☼	8260B	Total/NA
Toluene	0.19	J	2.0	0.11	ug/Kg	1	☼	8260B	Total/NA
1,1,1-Trichloroethane	0.44	J	2.0	0.22	ug/Kg	1	☼	8260B	Total/NA
Aluminum	8600		15	7.2	mg/Kg	1	☼	6010B	Total/NA
Barium	64	B	15	0.053	mg/Kg	1	☼	6010B	Total/NA
Beryllium	0.34	J	0.37	0.032	mg/Kg	1	☼	6010B	Total/NA
Calcium	91000		1900	60	mg/Kg	5	☼	6010B	Total/NA

Client Sample ID: S-017324-112811-TP-095 (Continued) — Lab Sample ID: 240-6309-3

Analyte	Result	Qualifier	RL	MDL	Unit	Dil Fac	D	Method	Prep Type
Cadmium	0.14	J	0.15	0.027	mg/Kg	1	☼	6010B	Total/NA
Cobalt	3.8		3.7	0.12	mg/Kg	1	☼	6010B	Total/NA
Chromium	12		0.37	0.15	mg/Kg	1	☼	6010B	Total/NA
Copper	8.5		1.9	0.55	mg/Kg	1	☼	6010B	Total/NA
Iron	9700		7.5	3.7	mg/Kg	1	☼	6010B	Total/NA
Potassium	1100	B	370	4.6	mg/Kg	1	☼	6010B	Total/NA
Magnesium	39000	B	370	3.8	mg/Kg	1	☼	6010B	Total/NA
Manganese	210	B	1.1	0.055	mg/Kg	1	☼	6010B	Total/NA
Nickel	13		3.0	0.20	mg/Kg	1	☼	6010B	Total/NA
Vanadium	17		3.7	0.090	mg/Kg	1	☼	6010B	Total/NA
Zinc	38		1.5	0.75	mg/Kg	1	☼	6010B	Total/NA
Arsenic	2.0		0.75	0.22	mg/Kg	1	☼	6010B	Total/NA
Lead	5.7		0.22	0.14	mg/Kg	1	☼	6010B	Total/NA
Mercury	0.023	J	0.11	0.016	mg/Kg	1	☼	7471A	Total/NA

Client Sample ID: S-017324-112811-TP-096 — Lab Sample ID: 240-6309-4

Analyte	Result	Qualifier	RL	MDL	Unit	Dil Fac	D	Method	Prep Type
1,1-Dichloroethane	4.2		2.2	0.16	ug/Kg	1	☼	8260B	Total/NA
1,2-Dichloroethane	0.46	J	2.2	0.15	ug/Kg	1	☼	8260B	Total/NA
1,1-Dichloroethene	1.5	J	2.2	0.23	ug/Kg	1	☼	8260B	Total/NA
Tetrachloroethene	0.36	J	2.2	0.23	ug/Kg	1	☼	8260B	Total/NA
Toluene	0.21	J	2.2	0.12	ug/Kg	1	☼	8260B	Total/NA
Trichloroethene	1.5	J	2.2	0.19	ug/Kg	1	☼	8260B	Total/NA
1,1,1-Trichloroethane	31		2.2	0.25	ug/Kg	1	☼	8260B	Total/NA
Bis(2-ethylhexyl) phthalate	120		58	22	ug/Kg	1	☼	8270C	Total/NA
Pyrene	18		7.7	3.8	ug/Kg	1	☼	8270C	Total/NA
Aluminum	5800		18	8.8	mg/Kg	1	☼	6010B	Total/NA
Barium	44	B	18	0.065	mg/Kg	1	☼	6010B	Total/NA
Beryllium	0.31	J	0.46	0.039	mg/Kg	1	☼	6010B	Total/NA
Calcium	110000		2300	73	mg/Kg	5	☼	6010B	Total/NA
Cadmium	0.17	J	0.18	0.033	mg/Kg	1	☼	6010B	Total/NA
Cobalt	5.6		4.6	0.15	mg/Kg	1	☼	6010B	Total/NA
Chromium	9.2		0.46	0.18	mg/Kg	1	☼	6010B	Total/NA
Copper	14		2.3	0.68	mg/Kg	1	☼	6010B	Total/NA
Iron	12000		9.2	4.5	mg/Kg	1	☼	6010B	Total/NA
Potassium	1100	B	460	5.7	mg/Kg	1	☼	6010B	Total/NA
Magnesium	38000	B	460	4.7	mg/Kg	1	☼	6010B	Total/NA
Manganese	320	B	1.4	0.068	mg/Kg	1	☼	6010B	Total/NA
Sodium	93	J	460	61	mg/Kg	1	☼	6010B	Total/NA
Nickel	16		3.7	0.25	mg/Kg	1	☼	6010B	Total/NA
Vanadium	15		4.6	0.11	mg/Kg	1	☼	6010B	Total/NA
Zinc	42		1.8	0.92	mg/Kg	1	☼	6010B	Total/NA
Arsenic	5.7		0.92	0.28	mg/Kg	1	☼	6010B	Total/NA
Lead	7.4		0.28	0.17	mg/Kg	1	☼	6010B	Total/NA

Client Sample ID: S-017324-112811-TP-097 — Lab Sample ID: 240-6309-5

Analyte	Result	Qualifier	RL	MDL	Unit	Dil Fac	D	Method	Prep Type
1,1-Dichloroethane	21	J	120	7.9	ug/Kg	1	☼	8260B	Total/NA
1,1-Dichloroethene	27	J	120	8.4	ug/Kg	1	☼	8260B	Total/NA
Tetrachloroethene	25	J	120	5.6	ug/Kg	1	☼	8260B	Total/NA
Trichloroethene	44	J	120	4.5	ug/Kg	1	☼	8260B	Total/NA
1,1,1-Trichloroethane	740		120	9.8	ug/Kg	1	☼	8260B	Total/NA

Client Sample ID: S-017324-112811-TP-097 (Continued)

Lab Sample ID: 240-6309-5

Analyte	Result	Qualifier	RL	MDL	Unit	Dil Fac	D	Method	Prep Type
1,2-Dichlorobenzene	12	J	120	4.0	ug/Kg	1	☼	8260B	Total/NA
2-Methylnaphthalene	4.7	J	7.4	3.6	ug/Kg	1	☼	8270C	Total/NA
Bis(2-ethylhexyl) phthalate	44	J	55	21	ug/Kg	1	☼	8270C	Total/NA
Dibenzofuran	4.5	J	55	3.6	ug/Kg	1	☼	8270C	Total/NA
Fluoranthene	7.2	J	7.4	3.6	ug/Kg	1	☼	8270C	Total/NA
Fluorene	4.9	J	7.4	3.6	ug/Kg	1	☼	8270C	Total/NA
Phenanthrene	15		7.4	3.6	ug/Kg	1	☼	8270C	Total/NA
Pyrene	7.3	J	7.4	3.6	ug/Kg	1	☼	8270C	Total/NA
Aluminum	3600		21	10	mg/Kg	1	☼	6010B	Total/NA
Barium	24	B	21	0.074	mg/Kg	1	☼	6010B	Total/NA
Beryllium	0.20	J	0.52	0.045	mg/Kg	1	☼	6010B	Total/NA
Calcium	100000		2600	83	mg/Kg	5	☼	6010B	Total/NA
Cadmium	0.11	J	0.21	0.037	mg/Kg	1	☼	6010B	Total/NA
Cobalt	3.7	J	5.2	0.17	mg/Kg	1	☼	6010B	Total/NA
Chromium	6.0		0.52	0.21	mg/Kg	1	☼	6010B	Total/NA
Copper	8.8		2.6	0.77	mg/Kg	1	☼	6010B	Total/NA
Iron	8200		10	5.1	mg/Kg	1	☼	6010B	Total/NA
Potassium	750	B	520	6.5	mg/Kg	1	☼	6010B	Total/NA
Magnesium	42000	B	520	5.3	mg/Kg	1	☼	6010B	Total/NA
Manganese	230	B	1.6	0.077	mg/Kg	1	☼	6010B	Total/NA
Sodium	93	J	520	69	mg/Kg	1	☼	6010B	Total/NA
Nickel	10		4.2	0.28	mg/Kg	1	☼	6010B	Total/NA
Vanadium	10		5.2	0.12	mg/Kg	1	☼	6010B	Total/NA
Zinc	29		2.1	1.0	mg/Kg	1	☼	6010B	Total/NA
Arsenic	4.0		1.0	0.31	mg/Kg	1	☼	6010B	Total/NA
Lead	4.5		0.31	0.20	mg/Kg	1	☼	6010B	Total/NA

Client Sample ID: S-017324-112811-TP-098

Lab Sample ID: 240-6309-6

Analyte	Result	Qualifier	RL	MDL	Unit	Dil Fac	D	Method	Prep Type
1,2-Dichloroethane	0.65	J	2.2	0.15	ug/Kg	1	☼	8260B	Total/NA
Toluene	0.32	J	2.2	0.12	ug/Kg	1	☼	8260B	Total/NA
Aluminum	2200		19	9.0	mg/Kg	1	☼	6010B	Total/NA
Barium	14	J B	19	0.067	mg/Kg	1	☼	6010B	Total/NA
Beryllium	0.17	J	0.47	0.041	mg/Kg	1	☼	6010B	Total/NA
Calcium	110000		2400	75	mg/Kg	5	☼	6010B	Total/NA
Cadmium	0.15	J	0.19	0.034	mg/Kg	1	☼	6010B	Total/NA
Cobalt	3.2	J	4.7	0.15	mg/Kg	1	☼	6010B	Total/NA
Chromium	4.6		0.47	0.19	mg/Kg	1	☼	6010B	Total/NA
Copper	11		2.4	0.70	mg/Kg	1	☼	6010B	Total/NA
Iron	7600		9.4	4.6	mg/Kg	1	☼	6010B	Total/NA
Potassium	400	J B	470	5.8	mg/Kg	1	☼	6010B	Total/NA
Magnesium	37000	B	470	4.8	mg/Kg	1	☼	6010B	Total/NA
Manganese	260	B	1.4	0.070	mg/Kg	1	☼	6010B	Total/NA
Sodium	120	J	470	62	mg/Kg	1	☼	6010B	Total/NA
Nickel	10		3.8	0.25	mg/Kg	1	☼	6010B	Total/NA
Vanadium	9.6		4.7	0.11	mg/Kg	1	☼	6010B	Total/NA
Zinc	33		1.9	0.94	mg/Kg	1	☼	6010B	Total/NA
Arsenic	6.9		0.94	0.28	mg/Kg	1	☼	6010B	Total/NA
Lead	4.9		0.28	0.18	mg/Kg	1	☼	6010B	Total/NA
Mercury	0.025	J	0.10	0.015	mg/Kg	1	☼	7471A	Total/NA

Client Sample ID: S-017324-112811-TP-099

Lab Sample ID: 240-6309-7

Client Sample ID: S-017324-112811-TP-099 (Continued)

Lab Sample ID: 240-6309-7

Analyte	Result	Qualifier	RL	MDL	Unit	Dil Fac	D	Method	Prep Type
1,2-Dichloroethane	0.69	J	2.7	0.18	ug/Kg	1	☼	8260B	Total/NA
Toluene	0.44	J	2.7	0.14	ug/Kg	1	☼	8260B	Total/NA
Bis(2-ethylhexyl) phthalate	24	J	53	20	ug/Kg	1	☼	8270C	Total/NA
Aroclor-1248	21	J	35	18	ug/Kg	1	☼	8082	Total/NA
Aluminum	2000		19	9.2	mg/Kg	1	☼	6010B	Total/NA
Barium	13	J B	19	0.068	mg/Kg	1	☼	6010B	Total/NA
Beryllium	0.17	J	0.48	0.041	mg/Kg	1	☼	6010B	Total/NA
Calcium	110000		2400	76	mg/Kg	5	☼	6010B	Total/NA
Cadmium	0.083	J	0.19	0.034	mg/Kg	1	☼	6010B	Total/NA
Cobalt	3.0	J	4.8	0.15	mg/Kg	1	☼	6010B	Total/NA
Chromium	4.8		0.48	0.19	mg/Kg	1	☼	6010B	Total/NA
Copper	9.3		2.4	0.71	mg/Kg	1	☼	6010B	Total/NA
Iron	8000		9.6	4.7	mg/Kg	1	☼	6010B	Total/NA
Potassium	760	B	480	5.9	mg/Kg	1	☼	6010B	Total/NA
Magnesium	35000	B	480	4.9	mg/Kg	1	☼	6010B	Total/NA
Manganese	190	B	1.4	0.071	mg/Kg	1	☼	6010B	Total/NA
Sodium	93	J	480	63	mg/Kg	1	☼	6010B	Total/NA
Nickel	8.9		3.8	0.26	mg/Kg	1	☼	6010B	Total/NA
Vanadium	6.7		4.8	0.11	mg/Kg	1	☼	6010B	Total/NA
Zinc	27		1.9	0.96	mg/Kg	1	☼	6010B	Total/NA
Arsenic	4.4		0.96	0.29	mg/Kg	1	☼	6010B	Total/NA
Lead	4.8		0.29	0.18	mg/Kg	1	☼	6010B	Total/NA

Client Sample ID: S-017324-112811-TP-100

Lab Sample ID: 240-6309-8

Analyte	Result	Qualifier	RL	MDL	Unit	Dil Fac	D	Method	Prep Type
1,2-Dichloroethane	0.41	J	1.9	0.13	ug/Kg	1	☼	8260B	Total/NA
Toluene	0.25	J	1.9	0.10	ug/Kg	1	☼	8260B	Total/NA
Trichloroethene	12		1.9	0.16	ug/Kg	1	☼	8260B	Total/NA
Bis(2-ethylhexyl) phthalate	22	J	54	20	ug/Kg	1	☼	8270C	Total/NA
Aluminum	4300		20	9.4	mg/Kg	1	☼	6010B	Total/NA
Antimony	0.68	J	0.98	0.38	mg/Kg	1	☼	6010B	Total/NA
Barium	30		20	0.070	mg/Kg	1	☼	6010B	Total/NA
Beryllium	0.11	J	0.49	0.042	mg/Kg	1	☼	6010B	Total/NA
Calcium	43000	B	490	16	mg/Kg	1	☼	6010B	Total/NA
Cadmium	0.093	J	0.20	0.035	mg/Kg	1	☼	6010B	Total/NA
Cobalt	5.0		4.9	0.16	mg/Kg	1	☼	6010B	Total/NA
Chromium	9.6		0.49	0.20	mg/Kg	1	☼	6010B	Total/NA
Copper	12		2.4	0.72	mg/Kg	1	☼	6010B	Total/NA
Iron	12000	B	9.8	4.8	mg/Kg	1	☼	6010B	Total/NA
Potassium	760	B	490	6.1	mg/Kg	1	☼	6010B	Total/NA
Magnesium	26000	B	490	5.0	mg/Kg	1	☼	6010B	Total/NA
Manganese	230	B	1.5	0.072	mg/Kg	1	☼	6010B	Total/NA
Nickel	12		3.9	0.26	mg/Kg	1	☼	6010B	Total/NA
Vanadium	12		4.9	0.12	mg/Kg	1	☼	6010B	Total/NA
Zinc	35		2.0	0.98	mg/Kg	1	☼	6010B	Total/NA
Arsenic	4.6		0.98	0.29	mg/Kg	1	☼	6010B	Total/NA
Lead	6.7		0.29	0.19	mg/Kg	1	☼	6010B	Total/NA
Thallium	0.79	J	0.98	0.54	mg/Kg	1	☼	6010B	Total/NA
Mercury	0.021	J	0.11	0.016	mg/Kg	1	☼	7471A	Total/NA

Client Sample ID: S-017324-112811-TP-101

Lab Sample ID: 240-6309-9

Client Sample ID: S-017324-112811-TP-101 (Continued)

Lab Sample ID: 240-6309-9

Analyte	Result	Qualifier	RL	MDL	Unit	Dil Fac	D	Method	Prep Type
2-Butanone (MEK)	260	J	550	23	ug/Kg	1	☼	8260B	Total/NA
Styrene	370		140	3.1	ug/Kg	1	☼	8260B	Total/NA
Toluene	24	J	140	9.3	ug/Kg	1	☼	8260B	Total/NA
Xylenes, Total	28	J	270	4.4	ug/Kg	1	☼	8260B	Total/NA
Isopropylbenzene	14	J	140	3.5	ug/Kg	1	☼	8260B	Total/NA
Methyl acetate	170	J	270	14	ug/Kg	1	☼	8260B	Total/NA
Trichlorofluoromethane	94	J	140	8.7	ug/Kg	1	☼	8260B	Total/NA
Acenaphthene	530		370	180	ug/Kg	50	☼	8270C	Total/NA
Anthracene	970		370	180	ug/Kg	50	☼	8270C	Total/NA
Benzo[a]anthracene	3100		370	180	ug/Kg	50	☼	8270C	Total/NA
Benzo[a]pyrene	2700		370	180	ug/Kg	50	☼	8270C	Total/NA
Benzo[b]fluoranthene	4300		370	180	ug/Kg	50	☼	8270C	Total/NA
Benzo[g,h,i]perylene	1900		370	180	ug/Kg	50	☼	8270C	Total/NA
Benzo[k]fluoranthene	1200		370	180	ug/Kg	50	☼	8270C	Total/NA
Chrysene	3600		370	60	ug/Kg	50	☼	8270C	Total/NA
Dibenz(a,h)anthracene	480		370	180	ug/Kg	50	☼	8270C	Total/NA
Fluoranthene	7700		370	180	ug/Kg	50	☼	8270C	Total/NA
Fluorene	550		370	180	ug/Kg	50	☼	8270C	Total/NA
Indeno[1,2,3-cd]pyrene	1800		370	180	ug/Kg	50	☼	8270C	Total/NA
Phenanthrene	4700		370	180	ug/Kg	50	☼	8270C	Total/NA
Pyrene	6100		370	180	ug/Kg	50	☼	8270C	Total/NA
Aroclor-1248	300		36	19	ug/Kg	1	☼	8082	Total/NA
Aluminum	2400		17	8.1	mg/Kg	1	☼	6010B	Total/NA
Antimony	0.48	J	0.85	0.33	mg/Kg	1	☼	6010B	Total/NA
Barium	32		17	0.060	mg/Kg	1	☼	6010B	Total/NA
Beryllium	0.055	J	0.42	0.036	mg/Kg	1	☼	6010B	Total/NA
Calcium	39000	B	420	14	mg/Kg	1	☼	6010B	Total/NA
Cadmium	0.49		0.17	0.031	mg/Kg	1	☼	6010B	Total/NA
Cobalt	11		4.2	0.14	mg/Kg	1	☼	6010B	Total/NA
Chromium	27		0.42	0.17	mg/Kg	1	☼	6010B	Total/NA
Copper	17		2.1	0.63	mg/Kg	1	☼	6010B	Total/NA
Iron	8900	B	8.5	4.2	mg/Kg	1	☼	6010B	Total/NA
Potassium	450	B	420	5.3	mg/Kg	1	☼	6010B	Total/NA
Magnesium	38000	B	420	4.3	mg/Kg	1	☼	6010B	Total/NA
Manganese	240	B	1.3	0.063	mg/Kg	1	☼	6010B	Total/NA
Silver	0.086	J	0.42	0.085	mg/Kg	1	☼	6010B	Total/NA
Sodium	140	J	420	56	mg/Kg	1	☼	6010B	Total/NA
Nickel	14		3.4	0.23	mg/Kg	1	☼	6010B	Total/NA
Vanadium	12		4.2	0.10	mg/Kg	1	☼	6010B	Total/NA
Zinc	290		1.7	0.85	mg/Kg	1	☼	6010B	Total/NA
Arsenic	4.1		0.85	0.25	mg/Kg	1	☼	6010B	Total/NA
Lead	24		0.25	0.16	mg/Kg	1	☼	6010B	Total/NA
Thallium	0.91		0.85	0.47	mg/Kg	1	☼	6010B	Total/NA
Mercury	0.035	J	0.092	0.014	mg/Kg	1	☼	7471A	Total/NA

Client Sample ID: S-017324-112811-TP-102

Lab Sample ID: 240-6309-10

Analyte	Result	Qualifier	RL	MDL	Unit	Dil Fac	D	Method	Prep Type
Acetone	7.4	J	8.3	2.6	ug/Kg	1	☼	8260B	Total/NA
1,1-Dichloroethane	4.9		2.1	0.15	ug/Kg	1	☼	8260B	Total/NA
1,2-Dichloroethane	0.31	J	2.1	0.14	ug/Kg	1	☼	8260B	Total/NA
Ethylbenzene	0.16	J	2.1	0.11	ug/Kg	1	☼	8260B	Total/NA
Tetrachloroethene	0.71	J	2.1	0.22	ug/Kg	1	☼	8260B	Total/NA
Toluene	0.22	J	2.1	0.11	ug/Kg	1	☼	8260B	Total/NA

Client Sample ID: S-017324-112811-TP-102 (Continued)

Lab Sample ID: 240-6309-10

Analyte	Result	Qualifier	RL	MDL	Unit	Dil Fac	D	Method	Prep Type
Trichloroethene	0.28	J	2.1	0.17	ug/Kg	1	☼	8260B	Total/NA
Cyclohexane	0.18	J	4.2	0.14	ug/Kg	1	☼	8260B	Total/NA
cis-1,2-Dichloroethene	4.6		2.1	0.15	ug/Kg	1	☼	8260B	Total/NA
trans-1,2-Dichloroethene	0.31	J	2.1	0.17	ug/Kg	1	☼	8260B	Total/NA
1,2-Dichlorobenzene	0.44	J	2.1	0.15	ug/Kg	1	☼	8260B	Total/NA
Methylcyclohexane	0.74	J	4.2	0.13	ug/Kg	1	☼	8260B	Total/NA
Fluoranthene	680		390	190	ug/Kg	50	☼	8270C	Total/NA
Fluorene	530		390	190	ug/Kg	50	☼	8270C	Total/NA
Phenanthrene	1500		390	190	ug/Kg	50	☼	8270C	Total/NA
Pyrene	940		390	190	ug/Kg	50	☼	8270C	Total/NA
Aroclor-1248	81		39	20	ug/Kg	1	☼	8082	Total/NA
Aluminum	12000		19	8.9	mg/Kg	1	☼	6010B	Total/NA
Barium	130		19	0.066	mg/Kg	1	☼	6010B	Total/NA
Beryllium	0.49		0.46	0.040	mg/Kg	1	☼	6010B	Total/NA
Calcium	33000	B	460	15	mg/Kg	1	☼	6010B	Total/NA
Cadmium	0.11	J	0.19	0.033	mg/Kg	1	☼	6010B	Total/NA
Cobalt	7.7		4.6	0.15	mg/Kg	1	☼	6010B	Total/NA
Chromium	17		0.46	0.19	mg/Kg	1	☼	6010B	Total/NA
Copper	20		2.3	0.69	mg/Kg	1	☼	6010B	Total/NA
Iron	23000	B	9.3	4.5	mg/Kg	1	☼	6010B	Total/NA
Potassium	1400	B	460	5.8	mg/Kg	1	☼	6010B	Total/NA
Magnesium	19000	B	460	4.7	mg/Kg	1	☼	6010B	Total/NA
Manganese	670	B	1.4	0.069	mg/Kg	1	☼	6010B	Total/NA
Sodium	110	J	460	61	mg/Kg	1	☼	6010B	Total/NA
Nickel	22		3.7	0.25	mg/Kg	1	☼	6010B	Total/NA
Vanadium	32		4.6	0.11	mg/Kg	1	☼	6010B	Total/NA
Zinc	65		1.9	0.93	mg/Kg	1	☼	6010B	Total/NA
Arsenic	11		0.93	0.28	mg/Kg	1	☼	6010B	Total/NA
Lead	12		0.28	0.18	mg/Kg	1	☼	6010B	Total/NA
Thallium	2.3		0.93	0.51	mg/Kg	1	☼	6010B	Total/NA
Mercury	0.021	J	0.095	0.014	mg/Kg	1	☼	7471A	Total/NA

Client Sample ID: S-017324-112811-TP-103

Lab Sample ID: 240-6309-11

Analyte	Result	Qualifier	RL	MDL	Unit	Dil Fac	D	Method	Prep Type
1,1-Dichloroethane	37	J	97	6.6	ug/Kg	1	☼	8260B	Total/NA
Ethylbenzene	23	J	97	2.1	ug/Kg	1	☼	8260B	Total/NA
Toluene	47	J	97	6.6	ug/Kg	1	☼	8260B	Total/NA
Trichloroethene	21	J	97	3.8	ug/Kg	1	☼	8260B	Total/NA
Xylenes, Total	45	J	190	3.1	ug/Kg	1	☼	8260B	Total/NA
cis-1,2-Dichloroethene	720		97	2.7	ug/Kg	1	☼	8260B	Total/NA
trans-1,2-Dichloroethene	45	J	97	3.6	ug/Kg	1	☼	8260B	Total/NA
Isopropylbenzene	6.0	J	97	2.5	ug/Kg	1	☼	8260B	Total/NA
1,2-Dichlorobenzene	26	J	97	3.3	ug/Kg	1	☼	8260B	Total/NA
Methylcyclohexane	14	J	190	4.7	ug/Kg	1	☼	8260B	Total/NA
Fluoranthene	380		370	180	ug/Kg	50	☼	8270C	Total/NA
Fluorene	200	J	370	180	ug/Kg	50	☼	8270C	Total/NA
Phenanthrene	1300		370	180	ug/Kg	50	☼	8270C	Total/NA
Pyrene	450		370	180	ug/Kg	50	☼	8270C	Total/NA
Aroclor-1248	62		36	19	ug/Kg	1	☼	8082	Total/NA
Aluminum	2800		21	10	mg/Kg	1	☼	6010B	Total/NA
Barium	20	J	21	0.075	mg/Kg	1	☼	6010B	Total/NA
Beryllium	0.076	J	0.53	0.046	mg/Kg	1	☼	6010B	Total/NA
Calcium	48000	B	530	17	mg/Kg	1	☼	6010B	Total/NA

Client Sample ID: S-017324-112811-TP-103 (Continued) — Lab Sample ID: 240-6309-11

Analyte	Result	Qualifier	RL	MDL	Unit	Dil Fac	D	Method	Prep Type
Cadmium	0.077	J	0.21	0.038	mg/Kg	1	☼	6010B	Total/NA
Cobalt	3.1	J	5.3	0.17	mg/Kg	1	☼	6010B	Total/NA
Chromium	6.7		0.53	0.21	mg/Kg	1	☼	6010B	Total/NA
Copper	7.7		2.6	0.78	mg/Kg	1	☼	6010B	Total/NA
Iron	8100	B	11	5.2	mg/Kg	1	☼	6010B	Total/NA
Potassium	590	B	530	6.6	mg/Kg	1	☼	6010B	Total/NA
Magnesium	44000	B	530	5.4	mg/Kg	1	☼	6010B	Total/NA
Manganese	170	B	1.6	0.078	mg/Kg	1	☼	6010B	Total/NA
Sodium	160	J	530	70	mg/Kg	1	☼	6010B	Total/NA
Nickel	9.3		4.2	0.29	mg/Kg	1	☼	6010B	Total/NA
Vanadium	9.1		5.3	0.13	mg/Kg	1	☼	6010B	Total/NA
Zinc	27		2.1	1.1	mg/Kg	1	☼	6010B	Total/NA
Arsenic	2.7		1.1	0.32	mg/Kg	1	☼	6010B	Total/NA
Lead	4.3		0.32	0.20	mg/Kg	1	☼	6010B	Total/NA
Thallium	1.0	J	1.1	0.58	mg/Kg	1	☼	6010B	Total/NA

Client Sample ID: S-017324-112811-TP-104 — Lab Sample ID: 240-6309-12

Analyte	Result	Qualifier	RL	MDL	Unit	Dil Fac	D	Method	Prep Type
Aluminum	3000		19	9.2	mg/Kg	1	☼	6010B	Total/NA
Antimony	0.66	J	0.96	0.37	mg/Kg	1	☼	6010B	Total/NA
Barium	31		19	0.068	mg/Kg	1	☼	6010B	Total/NA
Beryllium	0.12	J	0.48	0.041	mg/Kg	1	☼	6010B	Total/NA
Calcium	43000	B	480	15	mg/Kg	1	☼	6010B	Total/NA
Cadmium	0.15	J	0.19	0.034	mg/Kg	1	☼	6010B	Total/NA
Cobalt	3.9	J	4.8	0.15	mg/Kg	1	☼	6010B	Total/NA
Chromium	5.9		0.48	0.19	mg/Kg	1	☼	6010B	Total/NA
Copper	12		2.4	0.71	mg/Kg	1	☼	6010B	Total/NA
Iron	9800	B	9.6	4.7	mg/Kg	1	☼	6010B	Total/NA
Potassium	460	J B	480	5.9	mg/Kg	1	☼	6010B	Total/NA
Magnesium	31000	B	480	4.9	mg/Kg	1	☼	6010B	Total/NA
Manganese	340	B	1.4	0.071	mg/Kg	1	☼	6010B	Total/NA
Sodium	83	J	480	63	mg/Kg	1	☼	6010B	Total/NA
Nickel	13		3.8	0.26	mg/Kg	1	☼	6010B	Total/NA
Vanadium	10		4.8	0.11	mg/Kg	1	☼	6010B	Total/NA
Zinc	42		1.9	0.96	mg/Kg	1	☼	6010B	Total/NA
Arsenic	6.7		0.96	0.29	mg/Kg	1	☼	6010B	Total/NA
Lead	5.5		0.29	0.18	mg/Kg	1	☼	6010B	Total/NA
Thallium	1.3		0.96	0.53	mg/Kg	1	☼	6010B	Total/NA

Client Sample ID: S-017324-112811-TP-105 — Lab Sample ID: 240-6309-13

Analyte	Result	Qualifier	RL	MDL	Unit	Dil Fac	D	Method	Prep Type
Aroclor-1248	660		190	97	ug/Kg	5	☼	8082	Total/NA
Aluminum	1300		19	9.2	mg/Kg	1	☼	6010B	Total/NA
Barium	8.0	J	19	0.068	mg/Kg	1	☼	6010B	Total/NA
Beryllium	0.060	J	0.48	0.041	mg/Kg	1	☼	6010B	Total/NA
Calcium	44000	B	480	15	mg/Kg	1	☼	6010B	Total/NA
Cadmium	0.090	J	0.19	0.034	mg/Kg	1	☼	6010B	Total/NA
Cobalt	2.2	J	4.8	0.15	mg/Kg	1	☼	6010B	Total/NA
Chromium	4.2		0.48	0.19	mg/Kg	1	☼	6010B	Total/NA
Copper	8.3		2.4	0.71	mg/Kg	1	☼	6010B	Total/NA
Iron	4600	B	9.6	4.7	mg/Kg	1	☼	6010B	Total/NA
Potassium	380	J B	480	5.9	mg/Kg	1	☼	6010B	Total/NA

Client Sample ID: S-017324-112811-TP-105 (Continued) — Lab Sample ID: 240-6309-13

Analyte	Result	Qualifier	RL	MDL	Unit	Dil Fac	D	Method	Prep Type
Magnesium	55000	B	480	4.9	mg/Kg	1	☼	6010B	Total/NA
Manganese	150	B	1.4	0.071	mg/Kg	1	☼	6010B	Total/NA
Sodium	110	J	480	63	mg/Kg	1	☼	6010B	Total/NA
Nickel	7.2		3.8	0.26	mg/Kg	1	☼	6010B	Total/NA
Vanadium	6.2		4.8	0.11	mg/Kg	1	☼	6010B	Total/NA
Zinc	22		1.9	0.96	mg/Kg	1	☼	6010B	Total/NA
Arsenic	4.8		0.96	0.29	mg/Kg	1	☼	6010B	Total/NA
Lead	8.1		0.29	0.18	mg/Kg	1	☼	6010B	Total/NA
Thallium	0.54	J	0.96	0.53	mg/Kg	1	☼	6010B	Total/NA
Mercury	0.027	J	0.091	0.014	mg/Kg	1	☼	7471A	Total/NA

Client Sample ID: S-017324-112811-TP-106 — Lab Sample ID: 240-6309-14

Analyte	Result	Qualifier	RL	MDL	Unit	Dil Fac	D	Method	Prep Type
Aroclor-1248	280		35	18	ug/Kg	1	☼	8082	Total/NA
Aluminum	2400		19	9.0	mg/Kg	1	☼	6010B	Total/NA
Barium	17	J	19	0.066	mg/Kg	1	☼	6010B	Total/NA
Beryllium	0.083	J	0.47	0.040	mg/Kg	1	☼	6010B	Total/NA
Calcium	41000	B	470	15	mg/Kg	1	☼	6010B	Total/NA
Cadmium	0.12	J	0.19	0.034	mg/Kg	1	☼	6010B	Total/NA
Cobalt	3.1	J	4.7	0.15	mg/Kg	1	☼	6010B	Total/NA
Chromium	5.8		0.47	0.19	mg/Kg	1	☼	6010B	Total/NA
Copper	19		2.3	0.69	mg/Kg	1	☼	6010B	Total/NA
Iron	8000	B	9.4	4.6	mg/Kg	1	☼	6010B	Total/NA
Potassium	390	J B	470	5.8	mg/Kg	1	☼	6010B	Total/NA
Magnesium	32000	B	470	4.8	mg/Kg	1	☼	6010B	Total/NA
Manganese	260	B	1.4	0.069	mg/Kg	1	☼	6010B	Total/NA
Sodium	130	J	470	62	mg/Kg	1	☼	6010B	Total/NA
Nickel	10		3.7	0.25	mg/Kg	1	☼	6010B	Total/NA
Vanadium	8.4		4.7	0.11	mg/Kg	1	☼	6010B	Total/NA
Zinc	33		1.9	0.94	mg/Kg	1	☼	6010B	Total/NA
Arsenic	5.5		0.94	0.28	mg/Kg	1	☼	6010B	Total/NA
Lead	8.0		0.28	0.18	mg/Kg	1	☼	6010B	Total/NA
Thallium	0.86	J	0.94	0.51	mg/Kg	1	☼	6010B	Total/NA

Client Sample ID: S-017324-112811-TP-107 — Lab Sample ID: 240-6309-15

Analyte	Result	Qualifier	RL	MDL	Unit	Dil Fac	D	Method	Prep Type
Aroclor-1248	58		39	20	ug/Kg	1	☼	8082	Total/NA
Aluminum	14000		21	10	mg/Kg	1	☼	6010B	Total/NA
Antimony	0.83	J	1.1	0.41	mg/Kg	1	☼	6010B	Total/NA
Barium	91		21	0.075	mg/Kg	1	☼	6010B	Total/NA
Beryllium	0.37	J	0.53	0.045	mg/Kg	1	☼	6010B	Total/NA
Calcium	1900	B	530	17	mg/Kg	1	☼	6010B	Total/NA
Cobalt	9.4		5.3	0.17	mg/Kg	1	☼	6010B	Total/NA
Chromium	16		0.53	0.21	mg/Kg	1	☼	6010B	Total/NA
Copper	12		2.6	0.78	mg/Kg	1	☼	6010B	Total/NA
Iron	27000	B	11	5.2	mg/Kg	1	☼	6010B	Total/NA
Potassium	950	B	530	6.6	mg/Kg	1	☼	6010B	Total/NA
Magnesium	2400	B	530	5.4	mg/Kg	1	☼	6010B	Total/NA
Manganese	500	B	1.6	0.078	mg/Kg	1	☼	6010B	Total/NA
Nickel	13		4.2	0.29	mg/Kg	1	☼	6010B	Total/NA
Vanadium	31		5.3	0.13	mg/Kg	1	☼	6010B	Total/NA
Zinc	42		2.1	1.1	mg/Kg	1	☼	6010B	Total/NA

Client Sample ID: S-017324-112811-TP-107 (Continued) — Lab Sample ID: 240-6309-15

Analyte	Result	Qualifier	RL	MDL	Unit	Dil Fac	D	Method	Prep Type
Arsenic	11		1.1	0.32	mg/Kg	1	☼	6010B	Total/NA
Lead	14		0.32	0.20	mg/Kg	1	☼	6010B	Total/NA
Thallium	1.6		1.1	0.58	mg/Kg	1	☼	6010B	Total/NA
Mercury	0.025	J	0.10	0.016	mg/Kg	1	☼	7471A	Total/NA

Client Sample ID: S-017324-112811-TP-108 — Lab Sample ID: 240-6309-16

Analyte	Result	Qualifier	RL	MDL	Unit	Dil Fac	D	Method	Prep Type
Aluminum	3000		21	10	mg/Kg	1	☼	6010B	Total/NA
Barium	21		21	0.074	mg/Kg	1	☼	6010B	Total/NA
Beryllium	0.097	J	0.52	0.045	mg/Kg	1	☼	6010B	Total/NA
Calcium	47000	B	520	17	mg/Kg	1	☼	6010B	Total/NA
Cadmium	0.049	J	0.21	0.038	mg/Kg	1	☼	6010B	Total/NA
Cobalt	3.0	J	5.2	0.17	mg/Kg	1	☼	6010B	Total/NA
Chromium	6.0		0.52	0.21	mg/Kg	1	☼	6010B	Total/NA
Copper	9.6		2.6	0.77	mg/Kg	1	☼	6010B	Total/NA
Iron	9600	B	10	5.1	mg/Kg	1	☼	6010B	Total/NA
Potassium	580	B	520	6.5	mg/Kg	1	☼	6010B	Total/NA
Magnesium	47000	B	520	5.3	mg/Kg	1	☼	6010B	Total/NA
Manganese	190	B	1.6	0.077	mg/Kg	1	☼	6010B	Total/NA
Sodium	92	J	520	69	mg/Kg	1	☼	6010B	Total/NA
Nickel	8.4		4.2	0.28	mg/Kg	1	☼	6010B	Total/NA
Vanadium	9.5		5.2	0.13	mg/Kg	1	☼	6010B	Total/NA
Zinc	35		2.1	1.0	mg/Kg	1	☼	6010B	Total/NA
Arsenic	5.3		1.0	0.31	mg/Kg	1	☼	6010B	Total/NA
Lead	4.9		0.31	0.20	mg/Kg	1	☼	6010B	Total/NA
Mercury	0.023	J	0.073	0.011	mg/Kg	1	☼	7471A	Total/NA

Client Sample ID: S-017324-112811-TP-109 — Lab Sample ID: 240-6309-17

Analyte	Result	Qualifier	RL	MDL	Unit	Dil Fac	D	Method	Prep Type
Aluminum	12000		20	9.6	mg/Kg	1	☼	6010B	Total/NA
Antimony	0.44	J	1.0	0.39	mg/Kg	1	☼	6010B	Total/NA
Barium	63		20	0.071	mg/Kg	1	☼	6010B	Total/NA
Beryllium	0.32	J	0.50	0.043	mg/Kg	1	☼	6010B	Total/NA
Calcium	2100	B	500	16	mg/Kg	1	☼	6010B	Total/NA
Cobalt	9.6		5.0	0.16	mg/Kg	1	☼	6010B	Total/NA
Chromium	17		0.50	0.20	mg/Kg	1	☼	6010B	Total/NA
Copper	16		2.5	0.74	mg/Kg	1	☼	6010B	Total/NA
Iron	23000	B	10	4.9	mg/Kg	1	☼	6010B	Total/NA
Potassium	920	B	500	6.2	mg/Kg	1	☼	6010B	Total/NA
Magnesium	3000	B	500	5.1	mg/Kg	1	☼	6010B	Total/NA
Manganese	320	B	1.5	0.074	mg/Kg	1	☼	6010B	Total/NA
Nickel	17		4.0	0.27	mg/Kg	1	☼	6010B	Total/NA
Vanadium	28		5.0	0.12	mg/Kg	1	☼	6010B	Total/NA
Zinc	50		2.0	1.0	mg/Kg	1	☼	6010B	Total/NA
Arsenic	9.8		1.0	0.30	mg/Kg	1	☼	6010B	Total/NA
Lead	15		0.30	0.19	mg/Kg	1	☼	6010B	Total/NA
Thallium	0.81	J	1.0	0.55	mg/Kg	1	☼	6010B	Total/NA
Mercury	0.031	J	0.077	0.012	mg/Kg	1	☼	7471A	Total/NA

Client Sample ID: S-017324-112811-TP-110 — Lab Sample ID: 240-6309-18

Client Sample ID: S-017324-112811-TP-110 (Continued) — Lab Sample ID: 240-6309-18

Analyte	Result	Qualifier	RL	MDL	Unit	Dil Fac	D	Method	Prep Type
Aluminum	4000		21	9.9	mg/Kg	1	☼	6010B	Total/NA
Antimony	0.45	J	1.0	0.40	mg/Kg	1	☼	6010B	Total/NA
Barium	25		21	0.073	mg/Kg	1	☼	6010B	Total/NA
Beryllium	0.13	J	0.51	0.044	mg/Kg	1	☼	6010B	Total/NA
Calcium	47000	B	510	16	mg/Kg	1	☼	6010B	Total/NA
Cadmium	0.080	J	0.21	0.037	mg/Kg	1	☼	6010B	Total/NA
Cobalt	3.6	J	5.1	0.16	mg/Kg	1	☼	6010B	Total/NA
Chromium	6.7		0.51	0.21	mg/Kg	1	☼	6010B	Total/NA
Copper	8.8		2.6	0.76	mg/Kg	1	☼	6010B	Total/NA
Iron	9000	B	10	5.0	mg/Kg	1	☼	6010B	Total/NA
Potassium	940	B	510	6.4	mg/Kg	1	☼	6010B	Total/NA
Magnesium	43000	B	510	5.2	mg/Kg	1	☼	6010B	Total/NA
Manganese	200	B	1.5	0.076	mg/Kg	1	☼	6010B	Total/NA
Sodium	86	J	510	68	mg/Kg	1	☼	6010B	Total/NA
Nickel	11		4.1	0.28	mg/Kg	1	☼	6010B	Total/NA
Vanadium	11		5.1	0.12	mg/Kg	1	☼	6010B	Total/NA
Zinc	28		2.1	1.0	mg/Kg	1	☼	6010B	Total/NA
Arsenic	4.8		1.0	0.31	mg/Kg	1	☼	6010B	Total/NA
Lead	4.6		0.31	0.20	mg/Kg	1	☼	6010B	Total/NA
Thallium	0.88	J	1.0	0.57	mg/Kg	1	☼	6010B	Total/NA
Mercury	0.065	J	0.097	0.014	mg/Kg	1	☼	7471A	Total/NA

Client Sample ID: S-017324-112811-TP-111 — Lab Sample ID: 240-6309-19

Analyte	Result	Qualifier	RL	MDL	Unit	Dil Fac	D	Method	Prep Type
Aluminum	8700		22	11	mg/Kg	1	☼	6010B	Total/NA
Antimony	0.73	J	1.1	0.44	mg/Kg	1	☼	6010B	Total/NA
Barium	76		22	0.079	mg/Kg	1	☼	6010B	Total/NA
Beryllium	0.28	J	0.56	0.048	mg/Kg	1	☼	6010B	Total/NA
Calcium	18000	B	560	18	mg/Kg	1	☼	6010B	Total/NA
Cadmium	0.10	J	0.22	0.040	mg/Kg	1	☼	6010B	Total/NA
Cobalt	9.9		5.6	0.18	mg/Kg	1	☼	6010B	Total/NA
Chromium	11		0.56	0.22	mg/Kg	1	☼	6010B	Total/NA
Copper	11		2.8	0.83	mg/Kg	1	☼	6010B	Total/NA
Iron	14000	B	11	5.5	mg/Kg	1	☼	6010B	Total/NA
Potassium	970	B	560	6.9	mg/Kg	1	☼	6010B	Total/NA
Magnesium	7300	B	560	5.7	mg/Kg	1	☼	6010B	Total/NA
Manganese	920	B	1.7	0.083	mg/Kg	1	☼	6010B	Total/NA
Nickel	12		4.5	0.30	mg/Kg	1	☼	6010B	Total/NA
Vanadium	22		5.6	0.13	mg/Kg	1	☼	6010B	Total/NA
Zinc	42		2.2	1.1	mg/Kg	1	☼	6010B	Total/NA
Arsenic	6.0		1.1	0.34	mg/Kg	1	☼	6010B	Total/NA
Lead	19		0.34	0.21	mg/Kg	1	☼	6010B	Total/NA
Thallium	1.4		1.1	0.61	mg/Kg	1	☼	6010B	Total/NA
Mercury	0.041	J	0.11	0.016	mg/Kg	1	☼	7471A	Total/NA

Client Sample ID: S-017324-112811-TP-112 — Lab Sample ID: 240-6309-20

Analyte	Result	Qualifier	RL	MDL	Unit	Dil Fac	D	Method	Prep Type
Aluminum	4000		20	9.5	mg/Kg	1	☼	6010B	Total/NA
Barium	23		20	0.070	mg/Kg	1	☼	6010B	Total/NA
Beryllium	0.12	J	0.49	0.042	mg/Kg	1	☼	6010B	Total/NA
Calcium	44000	B	490	16	mg/Kg	1	☼	6010B	Total/NA
Cadmium	0.078	J	0.20	0.035	mg/Kg	1	☼	6010B	Total/NA

Client Sample ID: S-017324-112811-TP-112 (Continued) **Lab Sample ID: 240-6309-20**

Analyte	Result	Qualifier	RL	MDL	Unit	Dil Fac	D	Method	Prep Type
Cobalt	3.7	J	4.9	0.16	mg/Kg	1	☼	6010B	Total/NA
Chromium	6.8		0.49	0.20	mg/Kg	1	☼	6010B	Total/NA
Copper	8.9		2.5	0.73	mg/Kg	1	☼	6010B	Total/NA
Iron	9400	B	9.8	4.8	mg/Kg	1	☼	6010B	Total/NA
Potassium	770	B	490	6.1	mg/Kg	1	☼	6010B	Total/NA
Magnesium	38000	B	490	5.0	mg/Kg	1	☼	6010B	Total/NA
Manganese	280	B	1.5	0.073	mg/Kg	1	☼	6010B	Total/NA
Sodium	74	J	490	65	mg/Kg	1	☼	6010B	Total/NA
Nickel	13		3.9	0.27	mg/Kg	1	☼	6010B	Total/NA
Vanadium	10		4.9	0.12	mg/Kg	1	☼	6010B	Total/NA
Zinc	31		2.0	0.98	mg/Kg	1	☼	6010B	Total/NA
Arsenic	4.0		0.98	0.30	mg/Kg	1	☼	6010B	Total/NA
Lead	4.4		0.30	0.19	mg/Kg	1	☼	6010B	Total/NA
Thallium	1.4		0.98	0.54	mg/Kg	1	☼	6010B	Total/NA
Mercury	0.020	J	0.074	0.011	mg/Kg	1	☼	7471A	Total/NA

Client: Conestoga-Rovers & Associates, Inc.
Project/Site: 17324-T07, RACER Former MTM

TestAmerica Job ID: 240-6309-1

Client Sample ID: S-017324-112811-TP-093
Date Collected: 11/28/11 11:00
Date Received: 11/29/11 10:15

Lab Sample ID: 240-6309-1
Matrix: Solid
Percent Solids: 88.6

Method: 8260B - Volatile Organic Compounds (GC/MS)

Analyte	Result	Qualifier	RL	MDL	Unit	D	Prepared	Analyzed	Dil Fac
Acetone	9.9	U	9.9	3.1	ug/Kg	☼	11/29/11 17:05	12/06/11 00:18	1
Benzene	2.5	U	2.5	0.11	ug/Kg	☼	11/29/11 17:05	12/06/11 00:18	1
Dichlorobromomethane	2.5	U	2.5	0.14	ug/Kg	☼	11/29/11 17:05	12/06/11 00:18	1
Bromoform	2.5	U	2.5	0.16	ug/Kg	☼	11/29/11 17:05	12/06/11 00:18	1
Bromomethane	2.5	U	2.5	0.27	ug/Kg	☼	11/29/11 17:05	12/06/11 00:18	1
2-Butanone (MEK)	9.9	U	9.9	0.69	ug/Kg	☼	11/29/11 17:05	12/06/11 00:18	1
Carbon disulfide	2.5	U	2.5	0.22	ug/Kg	☼	11/29/11 17:05	12/06/11 00:18	1
Carbon tetrachloride	2.5	U	2.5	0.18	ug/Kg	☼	11/29/11 17:05	12/06/11 00:18	1
Chlorobenzene	2.5	U	2.5	0.16	ug/Kg	☼	11/29/11 17:05	12/06/11 00:18	1
Chloroethane	2.5	U	2.5	0.43	ug/Kg	☼	11/29/11 17:05	12/06/11 00:18	1
Chloroform	2.5	U	2.5	0.14	ug/Kg	☼	11/29/11 17:05	12/06/11 00:18	1
Chloromethane	2.5	U	2.5	0.20	ug/Kg	☼	11/29/11 17:05	12/06/11 00:18	1
1,1-Dichloroethane	2.5	U	2.5	0.18	ug/Kg	☼	11/29/11 17:05	12/06/11 00:18	1
1,2-Dichloroethane	**0.80**	**J**	2.5	0.17	ug/Kg	☼	11/29/11 17:05	12/06/11 00:18	1
1,1-Dichloroethene	2.5	U	2.5	0.26	ug/Kg	☼	11/29/11 17:05	12/06/11 00:18	1
1,2-Dichloropropane	2.5	U	2.5	0.34	ug/Kg	☼	11/29/11 17:05	12/06/11 00:18	1
cis-1,3-Dichloropropene	2.5	U	2.5	0.17	ug/Kg	☼	11/29/11 17:05	12/06/11 00:18	1
trans-1,3-Dichloropropene	2.5	U	2.5	0.27	ug/Kg	☼	11/29/11 17:05	12/06/11 00:18	1
Ethylbenzene	2.5	U	2.5	0.13	ug/Kg	☼	11/29/11 17:05	12/06/11 00:18	1
2-Hexanone	9.9	U	9.9	0.31	ug/Kg	☼	11/29/11 17:05	12/06/11 00:18	1
Methylene Chloride	2.5	U	2.5	0.33	ug/Kg	☼	11/29/11 17:05	12/06/11 00:18	1
4-Methyl-2-pentanone (MIBK)	9.9	U	9.9	0.27	ug/Kg	☼	11/29/11 17:05	12/06/11 00:18	1
Styrene	2.5	U	2.5	0.074	ug/Kg	☼	11/29/11 17:05	12/06/11 00:18	1
1,1,2,2-Tetrachloroethane	2.5	U	2.5	0.17	ug/Kg	☼	11/29/11 17:05	12/06/11 00:18	1
Tetrachloroethene	2.5	U	2.5	0.26	ug/Kg	☼	11/29/11 17:05	12/06/11 00:18	1
Toluene	**0.35**	**J**	2.5	0.13	ug/Kg	☼	11/29/11 17:05	12/06/11 00:18	1
Trichloroethene	2.5	U	2.5	0.21	ug/Kg	☼	11/29/11 17:05	12/06/11 00:18	1
Vinyl chloride	2.5	U	2.5	0.19	ug/Kg	☼	11/29/11 17:05	12/06/11 00:18	1
Xylenes, Total	4.9	U	4.9	0.33	ug/Kg	☼	11/29/11 17:05	12/06/11 00:18	1
1,1,1-Trichloroethane	2.5	U	2.5	0.28	ug/Kg	☼	11/29/11 17:05	12/06/11 00:18	1
1,1,2-Trichloroethane	2.5	U	2.5	0.19	ug/Kg	☼	11/29/11 17:05	12/06/11 00:18	1
Cyclohexane	4.9	U	4.9	0.16	ug/Kg	☼	11/29/11 17:05	12/06/11 00:18	1
1,2-Dibromo-3-Chloropropane	4.9	U	4.9	0.64	ug/Kg	☼	11/29/11 17:05	12/06/11 00:18	1
Ethylene Dibromide	2.5	U	2.5	0.25	ug/Kg	☼	11/29/11 17:05	12/06/11 00:18	1
Dichlorodifluoromethane	2.5	U	2.5	0.25	ug/Kg	☼	11/29/11 17:05	12/06/11 00:18	1
cis-1,2-Dichloroethene	2.5	U	2.5	0.18	ug/Kg	☼	11/29/11 17:05	12/06/11 00:18	1
trans-1,2-Dichloroethene	2.5	U	2.5	0.20	ug/Kg	☼	11/29/11 17:05	12/06/11 00:18	1
Isopropylbenzene	2.5	U	2.5	0.079	ug/Kg	☼	11/29/11 17:05	12/06/11 00:18	1
Methyl acetate	4.9	U	4.9	0.69	ug/Kg	☼	11/29/11 17:05	12/06/11 00:18	1
Methyl tert-butyl ether	9.9	U	9.9	0.21	ug/Kg	☼	11/29/11 17:05	12/06/11 00:18	1
1,1,2-Trichloro-1,2,2-trifluoroethane	2.5	U	2.5	0.64	ug/Kg	☼	11/29/11 17:05	12/06/11 00:18	1
1,2,4-Trichlorobenzene	2.5	U	2.5	0.13	ug/Kg	☼	11/29/11 17:05	12/06/11 00:18	1
1,2-Dichlorobenzene	2.5	U	2.5	0.18	ug/Kg	☼	11/29/11 17:05	12/06/11 00:18	1
1,3-Dichlorobenzene	2.5	U	2.5	0.17	ug/Kg	☼	11/29/11 17:05	12/06/11 00:18	1
1,4-Dichlorobenzene	2.5	U	2.5	0.33	ug/Kg	☼	11/29/11 17:05	12/06/11 00:18	1
Trichlorofluoromethane	2.5	U	2.5	0.17	ug/Kg	☼	11/29/11 17:05	12/06/11 00:18	1
Chlorodibromomethane	2.5	U	2.5	0.27	ug/Kg	☼	11/29/11 17:05	12/06/11 00:18	1
Methylcyclohexane	4.9	U	4.9	0.15	ug/Kg	☼	11/29/11 17:05	12/06/11 00:18	1

Client: Conestoga-Rovers & Associates, Inc.
Project/Site: 17324-T07, RACER Former MTM

TestAmerica Job ID: 240-6309-1

Client Sample ID: S-017324-112811-TP-093
Date Collected: 11/28/11 11:00
Date Received: 11/29/11 10:15

Lab Sample ID: 240-6309-1
Matrix: Solid
Percent Solids: 88.6

Surrogate	%Recovery	Qualifier	Limits	Prepared	Analyzed	Dil Fac
1,2-Dichloroethane-d4 (Surr)	*96*		*58 - 123*	*11/29/11 17:05*	*12/06/11 00:18*	*1*
4-Bromofluorobenzene (Surr)	*91*		*52 - 136*	*11/29/11 17:05*	*12/06/11 00:18*	*1*
Toluene-d8 (Surr)	*102*		*67 - 125*	*11/29/11 17:05*	*12/06/11 00:18*	*1*
Dibromofluoromethane (Surr)	*98*		*37 - 132*	*11/29/11 17:05*	*12/06/11 00:18*	*1*

Method: 8270C - Semivolatile Organic Compounds (GC/MS)

Analyte	Result	Qualifier	RL	MDL	Unit	D	Prepared	Analyzed	Dil Fac
1,1'-Biphenyl	57	U	57	31	ug/Kg	☼	12/06/11 08:49	12/08/11 20:01	1
2,2'-oxybis[1-chloropropane]	110	U	110	11	ug/Kg	☼	12/06/11 08:49	12/08/11 20:01	1
2,4,5-Trichlorophenol	170	U	170	28	ug/Kg	☼	12/06/11 08:49	12/08/11 20:01	1
2,4,6-Trichlorophenol	170	U	170	91	ug/Kg	☼	12/06/11 08:49	12/08/11 20:01	1
2,4-Dichlorophenol	170	U	170	23	ug/Kg	☼	12/06/11 08:49	12/08/11 20:01	1
2,4-Dimethylphenol	170	U	170	23	ug/Kg	☼	12/06/11 08:49	12/08/11 20:01	1
2,4-Dinitrophenol	370	U	370	91	ug/Kg	☼	12/06/11 08:49	12/08/11 20:01	1
2,4-Dinitrotoluene	230	U	230	31	ug/Kg	☼	12/06/11 08:49	12/08/11 20:01	1
2,6-Dinitrotoluene	230	U	230	24	ug/Kg	☼	12/06/11 08:49	12/08/11 20:01	1
2-Chloronaphthalene	57	U	57	3.7	ug/Kg	☼	12/06/11 08:49	12/08/11 20:01	1
2-Chlorophenol	57	U	57	31	ug/Kg	☼	12/06/11 08:49	12/08/11 20:01	1
2-Methylnaphthalene	7.5	U	7.5	3.7	ug/Kg	☼	12/06/11 08:49	12/08/11 20:01	1
2-Methylphenol	230	U	230	91	ug/Kg	☼	12/06/11 08:49	12/08/11 20:01	1
2-Nitroaniline	230	U	230	10	ug/Kg	☼	12/06/11 08:49	12/08/11 20:01	1
2-Nitrophenol	57	U	57	31	ug/Kg	☼	12/06/11 08:49	12/08/11 20:01	1
3,3'-Dichlorobenzidine	110	U *	110	20	ug/Kg	☼	12/06/11 08:49	12/08/11 20:01	1
3-Nitroaniline	230	U	230	18	ug/Kg	☼	12/06/11 08:49	12/08/11 20:01	1
4,6-Dinitro-2-methylphenol	170	U	170	91	ug/Kg	☼	12/06/11 08:49	12/08/11 20:01	1
4-Bromophenyl phenyl ether	57	U	57	15	ug/Kg	☼	12/06/11 08:49	12/08/11 20:01	1
4-Chloro-3-methylphenol	170	U	170	24	ug/Kg	☼	12/06/11 08:49	12/08/11 20:01	1
4-Chloroaniline	170	U	170	19	ug/Kg	☼	12/06/11 08:49	12/08/11 20:01	1
4-Chlorophenyl phenyl ether	57	U	57	15	ug/Kg	☼	12/06/11 08:49	12/08/11 20:01	1
4-Nitroaniline	230	U	230	29	ug/Kg	☼	12/06/11 08:49	12/08/11 20:01	1
4-Nitrophenol	370	U	370	91	ug/Kg	☼	12/06/11 08:49	12/08/11 20:01	1
Acenaphthene	7.5	U	7.5	3.7	ug/Kg	☼	12/06/11 08:49	12/08/11 20:01	1
Acenaphthylene	7.5	U	7.5	3.7	ug/Kg	☼	12/06/11 08:49	12/08/11 20:01	1
Acetophenone	110	U	110	10	ug/Kg	☼	12/06/11 08:49	12/08/11 20:01	1
Anthracene	7.5	U	7.5	3.7	ug/Kg	☼	12/06/11 08:49	12/08/11 20:01	1
Atrazine	230	U	230	10	ug/Kg	☼	12/06/11 08:49	12/08/11 20:01	1
Benzaldehyde	110	U	110	14	ug/Kg	☼	12/06/11 08:49	12/08/11 20:01	1
Benzo[a]anthracene	7.5	U	7.5	3.7	ug/Kg	☼	12/06/11 08:49	12/08/11 20:01	1
Benzo[a]pyrene	7.5	U	7.5	3.7	ug/Kg	☼	12/06/11 08:49	12/08/11 20:01	1
Benzo[b]fluoranthene	7.5	U	7.5	3.7	ug/Kg	☼	12/06/11 08:49	12/08/11 20:01	1
Benzo[g,h,i]perylene	7.5	U	7.5	3.7	ug/Kg	☼	12/06/11 08:49	12/08/11 20:01	1
Benzo[k]fluoranthene	7.5	U	7.5	3.7	ug/Kg	☼	12/06/11 08:49	12/08/11 20:01	1
Bis(2-chloroethoxy)methane	110	U	110	25	ug/Kg	☼	12/06/11 08:49	12/08/11 20:01	1
Bis(2-chloroethyl)ether	110	U	110	2.3	ug/Kg	☼	12/06/11 08:49	12/08/11 20:01	1
Bis(2-ethylhexyl) phthalate	57	U	57	21	ug/Kg	☼	12/06/11 08:49	12/08/11 20:01	1
Butyl benzyl phthalate	57	U	57	11	ug/Kg	☼	12/06/11 08:49	12/08/11 20:01	1
Caprolactam	370	U	370	42	ug/Kg	☼	12/06/11 08:49	12/08/11 20:01	1
Carbazole	57	U	57	31	ug/Kg	☼	12/06/11 08:49	12/08/11 20:01	1
Chrysene	7.5	U	7.5	1.2	ug/Kg	☼	12/06/11 08:49	12/08/11 20:01	1
Dibenz(a,h)anthracene	7.5	U	7.5	3.7	ug/Kg	☼	12/06/11 08:49	12/08/11 20:01	1
Dibenzofuran	57	U	57	3.7	ug/Kg	☼	12/06/11 08:49	12/08/11 20:01	1

Client Sample ID: S-017324-112811-TP-093
Date Collected: 11/28/11 11:00
Date Received: 11/29/11 10:15

Lab Sample ID: 240-6309-1
Matrix: Solid
Percent Solids: 88.6

Method: 8270C - Semivolatile Organic Compounds (GC/MS) (Continued)

Analyte	Result	Qualifier	RL	MDL	Unit	D	Prepared	Analyzed	Dil Fac
Diethyl phthalate	57	U	57	18	ug/Kg	☼	12/06/11 08:49	12/08/11 20:01	1
Dimethyl phthalate	57	U	57	19	ug/Kg	☼	12/06/11 08:49	12/08/11 20:01	1
Di-n-butyl phthalate	57	U	57	17	ug/Kg	☼	12/06/11 08:49	12/08/11 20:01	1
Di-n-octyl phthalate	57	U	57	31	ug/Kg	☼	12/06/11 08:49	12/08/11 20:01	1
Fluoranthene	7.5	U	7.5	3.7	ug/Kg	☼	12/06/11 08:49	12/08/11 20:01	1
Fluorene	7.5	U	7.5	3.7	ug/Kg	☼	12/06/11 08:49	12/08/11 20:01	1
Hexachlorobenzene	7.5	U	7.5	2.4	ug/Kg	☼	12/06/11 08:49	12/08/11 20:01	1
Hexachlorobutadiene	57	U	57	31	ug/Kg	☼	12/06/11 08:49	12/08/11 20:01	1
Hexachlorocyclopentadiene	370	U	370	31	ug/Kg	☼	12/06/11 08:49	12/08/11 20:01	1
Hexachloroethane	57	U	57	10	ug/Kg	☼	12/06/11 08:49	12/08/11 20:01	1
Indeno[1,2,3-cd]pyrene	7.5	U	7.5	3.7	ug/Kg	☼	12/06/11 08:49	12/08/11 20:01	1
Isophorone	57	U	57	15	ug/Kg	☼	12/06/11 08:49	12/08/11 20:01	1
Naphthalene	7.5	U	7.5	3.7	ug/Kg	☼	12/06/11 08:49	12/08/11 20:01	1
Nitrobenzene	110	U	110	2.5	ug/Kg	☼	12/06/11 08:49	12/08/11 20:01	1
N-Nitrosodi-n-propylamine	57	U	57	31	ug/Kg	☼	12/06/11 08:49	12/08/11 20:01	1
N-Nitrosodiphenylamine	57	U	57	24	ug/Kg	☼	12/06/11 08:49	12/08/11 20:01	1
Pentachlorophenol	170	U	170	91	ug/Kg	☼	12/06/11 08:49	12/08/11 20:01	1
Phenol	57	U	57	31	ug/Kg	☼	12/06/11 08:49	12/08/11 20:01	1
Phenanthrene	7.5	U	7.5	3.7	ug/Kg	☼	12/06/11 08:49	12/08/11 20:01	1
Pyrene	7.5	U	7.5	3.7	ug/Kg	☼	12/06/11 08:49	12/08/11 20:01	1
3 & 4 Methylphenol	450	U	450	23	ug/Kg	☼	12/06/11 08:49	12/08/11 20:01	1

Surrogate	*%Recovery*	*Qualifier*	*Limits*	*Prepared*	*Analyzed*	*Dil Fac*
2-Fluorobiphenyl (Surr)	*50*		*34 - 110*	*12/06/11 08:49*	*12/08/11 20:01*	*1*
2-Fluorophenol (Surr)	*53*		*26 - 110*	*12/06/11 08:49*	*12/08/11 20:01*	*1*
2,4,6-Tribromophenol (Surr)	*21*		*10 - 118*	*12/06/11 08:49*	*12/08/11 20:01*	*1*
Nitrobenzene-d5 (Surr)	*50*		*24 - 112*	*12/06/11 08:49*	*12/08/11 20:01*	*1*
Phenol-d5 (Surr)	*57*		*28 - 110*	*12/06/11 08:49*	*12/08/11 20:01*	*1*
Terphenyl-d14 (Surr)	*66*		*41 - 119*	*12/06/11 08:49*	*12/08/11 20:01*	*1*

Method: 8082 - Polychlorinated Biphenyls (PCBs) by Gas Chromatography

Analyte	Result	Qualifier	RL	MDL	Unit	D	Prepared	Analyzed	Dil Fac
Aroclor-1016	37	U	37	24	ug/Kg	☼	12/02/11 08:35	12/07/11 10:24	1
Aroclor-1221	37	U	37	18	ug/Kg	☼	12/02/11 08:35	12/07/11 10:24	1
Aroclor-1232	37	U	37	16	ug/Kg	☼	12/02/11 08:35	12/07/11 10:24	1
Aroclor-1242	37	U	37	15	ug/Kg	☼	12/02/11 08:35	12/07/11 10:24	1
Aroclor-1248	37	U	37	19	ug/Kg	☼	12/02/11 08:35	12/07/11 10:24	1
Aroclor-1254	37	U	37	19	ug/Kg	☼	12/02/11 08:35	12/07/11 10:24	1
Aroclor-1260	37	U	37	19	ug/Kg	☼	12/02/11 08:35	12/07/11 10:24	1

Surrogate	*%Recovery*	*Qualifier*	*Limits*	*Prepared*	*Analyzed*	*Dil Fac*
Tetrachloro-m-xylene	*74*		*29 - 151*	*12/02/11 08:35*	*12/07/11 10:24*	*1*
DCB Decachlorobiphenyl	*80*		*14 - 163*	*12/02/11 08:35*	*12/07/11 10:24*	*1*

Method: 6010B - Metals (ICP)

Analyte	Result	Qualifier	RL	MDL	Unit	D	Prepared	Analyzed	Dil Fac
Aluminum	**2200**		18	8.8	mg/Kg	☼	11/30/11 11:49	12/01/11 20:39	1
Antimony	0.92	U	0.92	0.36	mg/Kg	☼	11/30/11 11:49	12/01/11 20:39	1
Barium	**10**	**J B**	18	0.065	mg/Kg	☼	11/30/11 11:49	12/01/11 20:39	1
Beryllium	**0.13**	**J**	0.46	0.039	mg/Kg	☼	11/30/11 11:49	12/01/11 20:39	1
Calcium	**99000**		2300	73	mg/Kg	☼	11/30/11 11:49	12/02/11 12:57	5

Client: Conestoga-Rovers & Associates, Inc.
Project/Site: 17324-T07, RACER Former MTM

TestAmerica Job ID: 240-6309-1

Client Sample ID: S-017324-112811-TP-093
Date Collected: 11/28/11 11:00
Date Received: 11/29/11 10:15

Lab Sample ID: 240-6309-1
Matrix: Solid
Percent Solids: 88.6

Method: 6010B - Metals (ICP) (Continued)

Analyte	Result	Qualifier	RL	MDL	Unit	D	Prepared	Analyzed	Dil Fac
Cadmium	0.14	J	0.18	0.033	mg/Kg	☼	11/30/11 11:49	12/01/11 20:39	1
Cobalt	2.9	J	4.6	0.15	mg/Kg	☼	11/30/11 11:49	12/01/11 20:39	1
Chromium	4.6		0.46	0.18	mg/Kg	☼	11/30/11 11:49	12/01/11 20:39	1
Copper	8.2		2.3	0.68	mg/Kg	☼	11/30/11 11:49	12/01/11 20:39	1
Iron	6400		9.2	4.5	mg/Kg	☼	11/30/11 11:49	12/01/11 20:39	1
Potassium	380	J B	460	5.7	mg/Kg	☼	11/30/11 11:49	12/01/11 20:39	1
Magnesium	29000	B	460	4.7	mg/Kg	☼	11/30/11 11:49	12/01/11 20:39	1
Manganese	220	B	1.4	0.068	mg/Kg	☼	11/30/11 11:49	12/01/11 20:39	1
Silver	0.46	U	0.46	0.092	mg/Kg	☼	11/30/11 11:49	12/01/11 20:39	1
Sodium	460	U	460	61	mg/Kg	☼	11/30/11 11:49	12/01/11 20:39	1
Nickel	8.2		3.7	0.25	mg/Kg	☼	11/30/11 11:49	12/01/11 20:39	1
Vanadium	8.0		4.6	0.11	mg/Kg	☼	11/30/11 11:49	12/01/11 20:39	1
Zinc	28		1.8	0.92	mg/Kg	☼	11/30/11 11:49	12/01/11 20:39	1
Arsenic	4.9		0.92	0.28	mg/Kg	☼	11/30/11 11:49	12/01/11 20:39	1
Lead	4.4		0.28	0.17	mg/Kg	☼	11/30/11 11:49	12/01/11 20:39	1
Selenium	0.46	U	0.46	0.41	mg/Kg	☼	11/30/11 11:49	12/01/11 20:39	1
Thallium	0.92	U	0.92	0.50	mg/Kg	☼	11/30/11 11:49	12/01/11 20:39	1

Method: 7471A - Mercury (CVAA)

Analyte	Result	Qualifier	RL	MDL	Unit	D	Prepared	Analyzed	Dil Fac
Mercury	0.016	J	0.10	0.015	mg/Kg	☼	11/30/11 14:20	12/05/11 11:53	1

Client: Conestoga-Rovers & Associates, Inc.
Project/Site: 17324-T07, RACER Former MTM

TestAmerica Job ID: 240-6309-1

Client Sample ID: S-017324-112811-TP-094
Date Collected: 11/28/11 11:10
Date Received: 11/29/11 10:15

Lab Sample ID: 240-6309-2
Matrix: Solid
Percent Solids: 81.1

Method: 8260B - Volatile Organic Compounds (GC/MS)

Analyte	Result	Qualifier	RL	MDL	Unit	D	Prepared	Analyzed	Dil Fac
Acetone	11	U	11	3.4	ug/Kg	☼	11/29/11 17:05	12/06/11 00:39	1
Benzene	2.7	U	2.7	0.12	ug/Kg	☼	11/29/11 17:05	12/06/11 00:39	1
Dichlorobromomethane	2.7	U	2.7	0.15	ug/Kg	☼	11/29/11 17:05	12/06/11 00:39	1
Bromoform	2.7	U	2.7	0.18	ug/Kg	☼	11/29/11 17:05	12/06/11 00:39	1
Bromomethane	2.7	U	2.7	0.29	ug/Kg	☼	11/29/11 17:05	12/06/11 00:39	1
2-Butanone (MEK)	11	U	11	0.76	ug/Kg	☼	11/29/11 17:05	12/06/11 00:39	1
Carbon disulfide	2.7	U	2.7	0.24	ug/Kg	☼	11/29/11 17:05	12/06/11 00:39	1
Carbon tetrachloride	2.7	U	2.7	0.20	ug/Kg	☼	11/29/11 17:05	12/06/11 00:39	1
Chlorobenzene	2.7	U	2.7	0.18	ug/Kg	☼	11/29/11 17:05	12/06/11 00:39	1
Chloroethane	2.7	U	2.7	0.47	ug/Kg	☼	11/29/11 17:05	12/06/11 00:39	1
Chloroform	2.7	U	2.7	0.16	ug/Kg	☼	11/29/11 17:05	12/06/11 00:39	1
Chloromethane	2.7	U	2.7	0.22	ug/Kg	☼	11/29/11 17:05	12/06/11 00:39	1
1,1-Dichloroethane	2.7	U	2.7	0.20	ug/Kg	☼	11/29/11 17:05	12/06/11 00:39	1
1,2-Dichloroethane	**0.83**	**J**	2.7	0.18	ug/Kg	☼	11/29/11 17:05	12/06/11 00:39	1
1,1-Dichloroethene	2.7	U	2.7	0.28	ug/Kg	☼	11/29/11 17:05	12/06/11 00:39	1
1,2-Dichloropropane	2.7	U	2.7	0.37	ug/Kg	☼	11/29/11 17:05	12/06/11 00:39	1
cis-1,3-Dichloropropene	2.7	U	2.7	0.18	ug/Kg	☼	11/29/11 17:05	12/06/11 00:39	1
trans-1,3-Dichloropropene	2.7	U	2.7	0.29	ug/Kg	☼	11/29/11 17:05	12/06/11 00:39	1
Ethylbenzene	2.7	U	2.7	0.14	ug/Kg	☼	11/29/11 17:05	12/06/11 00:39	1
2-Hexanone	11	U	11	0.34	ug/Kg	☼	11/29/11 17:05	12/06/11 00:39	1
Methylene Chloride	2.7	U	2.7	0.36	ug/Kg	☼	11/29/11 17:05	12/06/11 00:39	1
4-Methyl-2-pentanone (MIBK)	11	U	11	0.29	ug/Kg	☼	11/29/11 17:05	12/06/11 00:39	1
Styrene	2.7	U	2.7	0.081	ug/Kg	☼	11/29/11 17:05	12/06/11 00:39	1
1,1,2,2-Tetrachloroethane	2.7	U	2.7	0.18	ug/Kg	☼	11/29/11 17:05	12/06/11 00:39	1
Tetrachloroethene	2.7	U	2.7	0.28	ug/Kg	☼	11/29/11 17:05	12/06/11 00:39	1
Toluene	**0.36**	**J**	2.7	0.15	ug/Kg	☼	11/29/11 17:05	12/06/11 00:39	1
Trichloroethene	2.7	U	2.7	0.23	ug/Kg	☼	11/29/11 17:05	12/06/11 00:39	1
Vinyl chloride	2.7	U	2.7	0.21	ug/Kg	☼	11/29/11 17:05	12/06/11 00:39	1
Xylenes, Total	5.4	U	5.4	0.36	ug/Kg	☼	11/29/11 17:05	12/06/11 00:39	1
1,1,1-Trichloroethane	2.7	U	2.7	0.30	ug/Kg	☼	11/29/11 17:05	12/06/11 00:39	1
1,1,2-Trichloroethane	2.7	U	2.7	0.21	ug/Kg	☼	11/29/11 17:05	12/06/11 00:39	1
Cyclohexane	5.4	U	5.4	0.18	ug/Kg	☼	11/29/11 17:05	12/06/11 00:39	1
1,2-Dibromo-3-Chloropropane	5.4	U	5.4	0.70	ug/Kg	☼	11/29/11 17:05	12/06/11 00:39	1
Ethylene Dibromide	2.7	U	2.7	0.27	ug/Kg	☼	11/29/11 17:05	12/06/11 00:39	1
Dichlorodifluoromethane	2.7	U	2.7	0.27	ug/Kg	☼	11/29/11 17:05	12/06/11 00:39	1
cis-1,2-Dichloroethene	2.7	U	2.7	0.20	ug/Kg	☼	11/29/11 17:05	12/06/11 00:39	1
trans-1,2-Dichloroethene	2.7	U	2.7	0.22	ug/Kg	☼	11/29/11 17:05	12/06/11 00:39	1
Isopropylbenzene	2.7	U	2.7	0.087	ug/Kg	☼	11/29/11 17:05	12/06/11 00:39	1
Methyl acetate	5.4	U	5.4	0.76	ug/Kg	☼	11/29/11 17:05	12/06/11 00:39	1
Methyl tert-butyl ether	11	U	11	0.23	ug/Kg	☼	11/29/11 17:05	12/06/11 00:39	1
1,1,2-Trichloro-1,2,2-trifluoroethane	2.7	U	2.7	0.70	ug/Kg	☼	11/29/11 17:05	12/06/11 00:39	1
1,2,4-Trichlorobenzene	2.7	U	2.7	0.15	ug/Kg	☼	11/29/11 17:05	12/06/11 00:39	1
1,2-Dichlorobenzene	2.7	U	2.7	0.20	ug/Kg	☼	11/29/11 17:05	12/06/11 00:39	1
1,3-Dichlorobenzene	2.7	U	2.7	0.19	ug/Kg	☼	11/29/11 17:05	12/06/11 00:39	1
1,4-Dichlorobenzene	2.7	U	2.7	0.36	ug/Kg	☼	11/29/11 17:05	12/06/11 00:39	1
Trichlorofluoromethane	2.7	U	2.7	0.18	ug/Kg	☼	11/29/11 17:05	12/06/11 00:39	1
Chlorodibromomethane	2.7	U	2.7	0.30	ug/Kg	☼	11/29/11 17:05	12/06/11 00:39	1
Methylcyclohexane	5.4	U	5.4	0.17	ug/Kg	☼	11/29/11 17:05	12/06/11 00:39	1

Client: Conestoga-Rovers & Associates, Inc.
Project/Site: 17324-T07, RACER Former MTM

TestAmerica Job ID: 240-6309-1

Client Sample ID: S-017324-112811-TP-094
Date Collected: 11/28/11 11:10
Date Received: 11/29/11 10:15

Lab Sample ID: 240-6309-2
Matrix: Solid
Percent Solids: 81.1

Surrogate	%Recovery	Qualifier	Limits	Prepared	Analyzed	Dil Fac
1,2-Dichloroethane-d4 (Surr)	*95*		*58 - 123*	*11/29/11 17:05*	*12/06/11 00:39*	*1*
4-Bromofluorobenzene (Surr)	*92*		*52 - 136*	*11/29/11 17:05*	*12/06/11 00:39*	*1*
Toluene-d8 (Surr)	*100*		*67 - 125*	*11/29/11 17:05*	*12/06/11 00:39*	*1*
Dibromofluoromethane (Surr)	*98*		*37 - 132*	*11/29/11 17:05*	*12/06/11 00:39*	*1*

Method: 8270C - Semivolatile Organic Compounds (GC/MS)

Analyte	Result	Qualifier	RL	MDL	Unit	D	Prepared	Analyzed	Dil Fac
1,1'-Biphenyl	62	U	62	33	ug/Kg	☼	12/06/11 08:49	12/08/11 20:20	1
2,2'-oxybis[1-chloropropane]	120	U	120	12	ug/Kg	☼	12/06/11 08:49	12/08/11 20:20	1
2,4,5-Trichlorophenol	190	U	190	31	ug/Kg	☼	12/06/11 08:49	12/08/11 20:20	1
2,4,6-Trichlorophenol	190	U	190	99	ug/Kg	☼	12/06/11 08:49	12/08/11 20:20	1
2,4-Dichlorophenol	190	U	190	25	ug/Kg	☼	12/06/11 08:49	12/08/11 20:20	1
2,4-Dimethylphenol	190	U	190	25	ug/Kg	☼	12/06/11 08:49	12/08/11 20:20	1
2,4-Dinitrophenol	410	U	410	99	ug/Kg	☼	12/06/11 08:49	12/08/11 20:20	1
2,4-Dinitrotoluene	250	U	250	33	ug/Kg	☼	12/06/11 08:49	12/08/11 20:20	1
2,6-Dinitrotoluene	250	U	250	26	ug/Kg	☼	12/06/11 08:49	12/08/11 20:20	1
2-Chloronaphthalene	62	U	62	4.1	ug/Kg	☼	12/06/11 08:49	12/08/11 20:20	1
2-Chlorophenol	62	U	62	33	ug/Kg	☼	12/06/11 08:49	12/08/11 20:20	1
2-Methylnaphthalene	8.2	U	8.2	4.1	ug/Kg	☼	12/06/11 08:49	12/08/11 20:20	1
2-Methylphenol	250	U	250	99	ug/Kg	☼	12/06/11 08:49	12/08/11 20:20	1
2-Nitroaniline	250	U	250	11	ug/Kg	☼	12/06/11 08:49	12/08/11 20:20	1
2-Nitrophenol	62	U	62	33	ug/Kg	☼	12/06/11 08:49	12/08/11 20:20	1
3,3'-Dichlorobenzidine	120	U *	120	22	ug/Kg	☼	12/06/11 08:49	12/08/11 20:20	1
3-Nitroaniline	250	U	250	20	ug/Kg	☼	12/06/11 08:49	12/08/11 20:20	1
4,6-Dinitro-2-methylphenol	190	U	190	99	ug/Kg	☼	12/06/11 08:49	12/08/11 20:20	1
4-Bromophenyl phenyl ether	62	U	62	16	ug/Kg	☼	12/06/11 08:49	12/08/11 20:20	1
4-Chloro-3-methylphenol	190	U	190	26	ug/Kg	☼	12/06/11 08:49	12/08/11 20:20	1
4-Chloroaniline	190	U	190	21	ug/Kg	☼	12/06/11 08:49	12/08/11 20:20	1
4-Chlorophenyl phenyl ether	62	U	62	16	ug/Kg	☼	12/06/11 08:49	12/08/11 20:20	1
4-Nitroaniline	250	U	250	32	ug/Kg	☼	12/06/11 08:49	12/08/11 20:20	1
4-Nitrophenol	410	U	410	99	ug/Kg	☼	12/06/11 08:49	12/08/11 20:20	1
Acenaphthene	8.2	U	8.2	4.1	ug/Kg	☼	12/06/11 08:49	12/08/11 20:20	1
Acenaphthylene	8.2	U	8.2	4.1	ug/Kg	☼	12/06/11 08:49	12/08/11 20:20	1
Acetophenone	120	U	120	11	ug/Kg	☼	12/06/11 08:49	12/08/11 20:20	1
Anthracene	8.2	U	8.2	4.1	ug/Kg	☼	12/06/11 08:49	12/08/11 20:20	1
Atrazine	250	U	250	11	ug/Kg	☼	12/06/11 08:49	12/08/11 20:20	1
Benzaldehyde	120	U	120	15	ug/Kg	☼	12/06/11 08:49	12/08/11 20:20	1
Benzo[a]anthracene	8.2	U	8.2	4.1	ug/Kg	☼	12/06/11 08:49	12/08/11 20:20	1
Benzo[a]pyrene	8.2	U	8.2	4.1	ug/Kg	☼	12/06/11 08:49	12/08/11 20:20	1
Benzo[b]fluoranthene	8.2	U	8.2	4.1	ug/Kg	☼	12/06/11 08:49	12/08/11 20:20	1
Benzo[g,h,i]perylene	8.2	U	8.2	4.1	ug/Kg	☼	12/06/11 08:49	12/08/11 20:20	1
Benzo[k]fluoranthene	8.2	U	8.2	4.1	ug/Kg	☼	12/06/11 08:49	12/08/11 20:20	1
Bis(2-chloroethoxy)methane	120	U	120	27	ug/Kg	☼	12/06/11 08:49	12/08/11 20:20	1
Bis(2-chloroethyl)ether	120	U	120	2.5	ug/Kg	☼	12/06/11 08:49	12/08/11 20:20	1
Bis(2-ethylhexyl) phthalate	62	U	62	23	ug/Kg	☼	12/06/11 08:49	12/08/11 20:20	1
Butyl benzyl phthalate	62	U	62	12	ug/Kg	☼	12/06/11 08:49	12/08/11 20:20	1
Caprolactam	410	U	410	46	ug/Kg	☼	12/06/11 08:49	12/08/11 20:20	1
Carbazole	62	U	62	33	ug/Kg	☼	12/06/11 08:49	12/08/11 20:20	1
Chrysene	8.2	U	8.2	1.4	ug/Kg	☼	12/06/11 08:49	12/08/11 20:20	1
Dibenz(a,h)anthracene	8.2	U	8.2	4.1	ug/Kg	☼	12/06/11 08:49	12/08/11 20:20	1
Dibenzofuran	62	U	62	4.1	ug/Kg	☼	12/06/11 08:49	12/08/11 20:20	1

Client Sample ID: S-017324-112811-TP-094
Date Collected: 11/28/11 11:10
Date Received: 11/29/11 10:15

Lab Sample ID: 240-6309-2
Matrix: Solid
Percent Solids: 81.1

Method: 8270C - Semivolatile Organic Compounds (GC/MS) (Continued)

Analyte	Result	Qualifier	RL	MDL	Unit	D	Prepared	Analyzed	Dil Fac
Diethyl phthalate	62	U	62	20	ug/Kg	☼	12/06/11 08:49	12/08/11 20:20	1
Dimethyl phthalate	62	U	62	21	ug/Kg	☼	12/06/11 08:49	12/08/11 20:20	1
Di-n-butyl phthalate	62	U	62	19	ug/Kg	☼	12/06/11 08:49	12/08/11 20:20	1
Di-n-octyl phthalate	62	U	62	33	ug/Kg	☼	12/06/11 08:49	12/08/11 20:20	1
Fluoranthene	8.2	U	8.2	4.1	ug/Kg	☼	12/06/11 08:49	12/08/11 20:20	1
Fluorene	8.2	U	8.2	4.1	ug/Kg	☼	12/06/11 08:49	12/08/11 20:20	1
Hexachlorobenzene	8.2	U	8.2	2.6	ug/Kg	☼	12/06/11 08:49	12/08/11 20:20	1
Hexachlorobutadiene	62	U	62	33	ug/Kg	☼	12/06/11 08:49	12/08/11 20:20	1
Hexachlorocyclopentadiene	410	U	410	33	ug/Kg	☼	12/06/11 08:49	12/08/11 20:20	1
Hexachloroethane	62	U	62	11	ug/Kg	☼	12/06/11 08:49	12/08/11 20:20	1
Indeno[1,2,3-cd]pyrene	8.2	U	8.2	4.1	ug/Kg	☼	12/06/11 08:49	12/08/11 20:20	1
Isophorone	62	U	62	16	ug/Kg	☼	12/06/11 08:49	12/08/11 20:20	1
Naphthalene	8.2	U	8.2	4.1	ug/Kg	☼	12/06/11 08:49	12/08/11 20:20	1
Nitrobenzene	120	U	120	2.7	ug/Kg	☼	12/06/11 08:49	12/08/11 20:20	1
N-Nitrosodi-n-propylamine	62	U	62	33	ug/Kg	☼	12/06/11 08:49	12/08/11 20:20	1
N-Nitrosodiphenylamine	62	U	62	26	ug/Kg	☼	12/06/11 08:49	12/08/11 20:20	1
Pentachlorophenol	190	U	190	99	ug/Kg	☼	12/06/11 08:49	12/08/11 20:20	1
Phenol	62	U	62	33	ug/Kg	☼	12/06/11 08:49	12/08/11 20:20	1
Phenanthrene	8.2	U	8.2	4.1	ug/Kg	☼	12/06/11 08:49	12/08/11 20:20	1
Pyrene	8.2	U	8.2	4.1	ug/Kg	☼	12/06/11 08:49	12/08/11 20:20	1
3 & 4 Methylphenol	490	U	490	25	ug/Kg	☼	12/06/11 08:49	12/08/11 20:20	1

Surrogate	*%Recovery*	*Qualifier*	*Limits*	*Prepared*	*Analyzed*	*Dil Fac*
2-Fluorobiphenyl (Surr)	*42*		*34 - 110*	*12/06/11 08:49*	*12/08/11 20:20*	*1*
2-Fluorophenol (Surr)	*44*		*26 - 110*	*12/06/11 08:49*	*12/08/11 20:20*	*1*
2,4,6-Tribromophenol (Surr)	*22*		*10 - 118*	*12/06/11 08:49*	*12/08/11 20:20*	*1*
Nitrobenzene-d5 (Surr)	*41*		*24 - 112*	*12/06/11 08:49*	*12/08/11 20:20*	*1*
Phenol-d5 (Surr)	*45*		*28 - 110*	*12/06/11 08:49*	*12/08/11 20:20*	*1*
Terphenyl-d14 (Surr)	*56*		*41 - 119*	*12/06/11 08:49*	*12/08/11 20:20*	*1*

Method: 8082 - Polychlorinated Biphenyls (PCBs) by Gas Chromatography

Analyte	Result	Qualifier	RL	MDL	Unit	D	Prepared	Analyzed	Dil Fac
Aroclor-1016	41	U	41	26	ug/Kg	☼	12/02/11 08:35	12/07/11 10:37	1
Aroclor-1221	41	U	41	20	ug/Kg	☼	12/02/11 08:35	12/07/11 10:37	1
Aroclor-1232	41	U	41	17	ug/Kg	☼	12/02/11 08:35	12/07/11 10:37	1
Aroclor-1242	41	U	41	16	ug/Kg	☼	12/02/11 08:35	12/07/11 10:37	1
Aroclor-1248	41	U	41	21	ug/Kg	☼	12/02/11 08:35	12/07/11 10:37	1
Aroclor-1254	41	U	41	21	ug/Kg	☼	12/02/11 08:35	12/07/11 10:37	1
Aroclor-1260	41	U	41	21	ug/Kg	☼	12/02/11 08:35	12/07/11 10:37	1

Surrogate	*%Recovery*	*Qualifier*	*Limits*	*Prepared*	*Analyzed*	*Dil Fac*
Tetrachloro-m-xylene	*78*		*29 - 151*	*12/02/11 08:35*	*12/07/11 10:37*	*1*
DCB Decachlorobiphenyl	*84*		*14 - 163*	*12/02/11 08:35*	*12/07/11 10:37*	*1*

Method: 6010B - Metals (ICP)

Analyte	Result	Qualifier	RL	MDL	Unit	D	Prepared	Analyzed	Dil Fac
Aluminum	**15000**		22	10	mg/Kg	☼	11/30/11 11:49	12/01/11 20:45	1
Antimony	1.1	U	1.1	0.42	mg/Kg	☼	11/30/11 11:49	12/01/11 20:45	1
Barium	**71**	**B**	22	0.077	mg/Kg	☼	11/30/11 11:49	12/01/11 20:45	1
Beryllium	**0.70**		0.54	0.047	mg/Kg	☼	11/30/11 11:49	12/01/11 20:45	1
Calcium	**2000**	**B**	540	17	mg/Kg	☼	11/30/11 11:49	12/01/11 20:45	1

Client: Conestoga-Rovers & Associates, Inc.
Project/Site: 17324-T07, RACER Former MTM

TestAmerica Job ID: 240-6309-1

Client Sample ID: S-017324-112811-TP-094
Date Collected: 11/28/11 11:10
Date Received: 11/29/11 10:15

Lab Sample ID: 240-6309-2
Matrix: Solid
Percent Solids: 81.1

Method: 6010B - Metals (ICP) (Continued)

Analyte	Result	Qualifier	RL	MDL	Unit	D	Prepared	Analyzed	Dil Fac
Cadmium	0.22	U	0.22	0.039	mg/Kg	☼	11/30/11 11:49	12/01/11 20:45	1
Cobalt	**8.5**		5.4	0.17	mg/Kg	☼	11/30/11 11:49	12/01/11 20:45	1
Chromium	**19**		0.54	0.22	mg/Kg	☼	11/30/11 11:49	12/01/11 20:45	1
Copper	**24**		2.7	0.80	mg/Kg	☼	11/30/11 11:49	12/01/11 20:45	1
Iron	**25000**		11	5.3	mg/Kg	☼	11/30/11 11:49	12/01/11 20:45	1
Potassium	**1000**	**B**	540	6.7	mg/Kg	☼	11/30/11 11:49	12/01/11 20:45	1
Magnesium	**3100**	**B**	540	5.5	mg/Kg	☼	11/30/11 11:49	12/01/11 20:45	1
Manganese	**470**	**B**	1.6	0.080	mg/Kg	☼	11/30/11 11:49	12/01/11 20:45	1
Silver	0.54	U	0.54	0.11	mg/Kg	☼	11/30/11 11:49	12/01/11 20:45	1
Sodium	540	U	540	71	mg/Kg	☼	11/30/11 11:49	12/01/11 20:45	1
Nickel	**23**		4.3	0.29	mg/Kg	☼	11/30/11 11:49	12/01/11 20:45	1
Vanadium	**31**		5.4	0.13	mg/Kg	☼	11/30/11 11:49	12/01/11 20:45	1
Zinc	**68**		2.2	1.1	mg/Kg	☼	11/30/11 11:49	12/01/11 20:45	1
Arsenic	**11**		1.1	0.32	mg/Kg	☼	11/30/11 11:49	12/01/11 20:45	1
Lead	**14**		0.32	0.21	mg/Kg	☼	11/30/11 11:49	12/01/11 20:45	1
Selenium	0.54	U	0.54	0.49	mg/Kg	☼	11/30/11 11:49	12/01/11 20:45	1
Thallium	1.1	U	1.1	0.59	mg/Kg	☼	11/30/11 11:49	12/01/11 20:45	1

Method: 7471A - Mercury (CVAA)

Analyte	Result	Qualifier	RL	MDL	Unit	D	Prepared	Analyzed	Dil Fac
Mercury	**0.043**	**J**	0.11	0.017	mg/Kg	☼	11/30/11 14:20	12/05/11 11:55	1

Client: Conestoga-Rovers & Associates, Inc.
Project/Site: 17324-T07, RACER Former MTM

TestAmerica Job ID: 240-6309-1

Client Sample ID: S-017324-112811-TP-095
Date Collected: 11/28/11 11:35
Date Received: 11/29/11 10:15

Lab Sample ID: 240-6309-3
Matrix: Solid
Percent Solids: 86.4

Method: 8260B - Volatile Organic Compounds (GC/MS)

Analyte	Result	Qualifier	RL	MDL	Unit	D	Prepared	Analyzed	Dil Fac
Acetone	8.0	U	8.0	2.5	ug/Kg	☼	11/29/11 17:05	12/06/11 01:00	1
Benzene	2.0	U	2.0	0.092	ug/Kg	☼	11/29/11 17:05	12/06/11 01:00	1
Dichlorobromomethane	2.0	U	2.0	0.11	ug/Kg	☼	11/29/11 17:05	12/06/11 01:00	1
Bromoform	2.0	U	2.0	0.13	ug/Kg	☼	11/29/11 17:05	12/06/11 01:00	1
Bromomethane	2.0	U	2.0	0.22	ug/Kg	☼	11/29/11 17:05	12/06/11 01:00	1
2-Butanone (MEK)	8.0	U	8.0	0.56	ug/Kg	☼	11/29/11 17:05	12/06/11 01:00	1
Carbon disulfide	2.0	U	2.0	0.18	ug/Kg	☼	11/29/11 17:05	12/06/11 01:00	1
Carbon tetrachloride	2.0	U	2.0	0.15	ug/Kg	☼	11/29/11 17:05	12/06/11 01:00	1
Chlorobenzene	2.0	U	2.0	0.13	ug/Kg	☼	11/29/11 17:05	12/06/11 01:00	1
Chloroethane	2.0	U	2.0	0.34	ug/Kg	☼	11/29/11 17:05	12/06/11 01:00	1
Chloroform	2.0	U	2.0	0.12	ug/Kg	☼	11/29/11 17:05	12/06/11 01:00	1
Chloromethane	2.0	U	2.0	0.16	ug/Kg	☼	11/29/11 17:05	12/06/11 01:00	1
1,1-Dichloroethane	2.0	U	2.0	0.14	ug/Kg	☼	11/29/11 17:05	12/06/11 01:00	1
1,2-Dichloroethane	**0.49**	**J**	2.0	0.14	ug/Kg	☼	11/29/11 17:05	12/06/11 01:00	1
1,1-Dichloroethene	2.0	U	2.0	0.21	ug/Kg	☼	11/29/11 17:05	12/06/11 01:00	1
1,2-Dichloropropane	2.0	U	2.0	0.28	ug/Kg	☼	11/29/11 17:05	12/06/11 01:00	1
cis-1,3-Dichloropropene	2.0	U	2.0	0.14	ug/Kg	☼	11/29/11 17:05	12/06/11 01:00	1
trans-1,3-Dichloropropene	2.0	U	2.0	0.22	ug/Kg	☼	11/29/11 17:05	12/06/11 01:00	1
Ethylbenzene	2.0	U	2.0	0.10	ug/Kg	☼	11/29/11 17:05	12/06/11 01:00	1
2-Hexanone	8.0	U	8.0	0.25	ug/Kg	☼	11/29/11 17:05	12/06/11 01:00	1
Methylene Chloride	2.0	U	2.0	0.27	ug/Kg	☼	11/29/11 17:05	12/06/11 01:00	1
4-Methyl-2-pentanone (MIBK)	8.0	U	8.0	0.22	ug/Kg	☼	11/29/11 17:05	12/06/11 01:00	1
Styrene	2.0	U	2.0	0.060	ug/Kg	☼	11/29/11 17:05	12/06/11 01:00	1
1,1,2,2-Tetrachloroethane	2.0	U	2.0	0.14	ug/Kg	☼	11/29/11 17:05	12/06/11 01:00	1
Tetrachloroethene	2.0	U	2.0	0.21	ug/Kg	☼	11/29/11 17:05	12/06/11 01:00	1
Toluene	**0.19**	**J**	2.0	0.11	ug/Kg	☼	11/29/11 17:05	12/06/11 01:00	1
Trichloroethene	2.0	U	2.0	0.17	ug/Kg	☼	11/29/11 17:05	12/06/11 01:00	1
Vinyl chloride	2.0	U	2.0	0.16	ug/Kg	☼	11/29/11 17:05	12/06/11 01:00	1
Xylenes, Total	4.0	U	4.0	0.27	ug/Kg	☼	11/29/11 17:05	12/06/11 01:00	1
1,1,1-Trichloroethane	**0.44**	**J**	2.0	0.22	ug/Kg	☼	11/29/11 17:05	12/06/11 01:00	1
1,1,2-Trichloroethane	2.0	U	2.0	0.16	ug/Kg	☼	11/29/11 17:05	12/06/11 01:00	1
Cyclohexane	4.0	U	4.0	0.13	ug/Kg	☼	11/29/11 17:05	12/06/11 01:00	1
1,2-Dibromo-3-Chloropropane	4.0	U	4.0	0.52	ug/Kg	☼	11/29/11 17:05	12/06/11 01:00	1
Ethylene Dibromide	2.0	U	2.0	0.20	ug/Kg	☼	11/29/11 17:05	12/06/11 01:00	1
Dichlorodifluoromethane	2.0	U	2.0	0.20	ug/Kg	☼	11/29/11 17:05	12/06/11 01:00	1
cis-1,2-Dichloroethene	2.0	U	2.0	0.14	ug/Kg	☼	11/29/11 17:05	12/06/11 01:00	1
trans-1,2-Dichloroethene	2.0	U	2.0	0.16	ug/Kg	☼	11/29/11 17:05	12/06/11 01:00	1
Isopropylbenzene	2.0	U	2.0	0.064	ug/Kg	☼	11/29/11 17:05	12/06/11 01:00	1
Methyl acetate	4.0	U	4.0	0.56	ug/Kg	☼	11/29/11 17:05	12/06/11 01:00	1
Methyl tert-butyl ether	8.0	U	8.0	0.17	ug/Kg	☼	11/29/11 17:05	12/06/11 01:00	1
1,1,2-Trichloro-1,2,2-trifluoroethane	2.0	U	2.0	0.52	ug/Kg	☼	11/29/11 17:05	12/06/11 01:00	1
1,2,4-Trichlorobenzene	2.0	U	2.0	0.11	ug/Kg	☼	11/29/11 17:05	12/06/11 01:00	1
1,2-Dichlorobenzene	2.0	U	2.0	0.14	ug/Kg	☼	11/29/11 17:05	12/06/11 01:00	1
1,3-Dichlorobenzene	2.0	U	2.0	0.14	ug/Kg	☼	11/29/11 17:05	12/06/11 01:00	1
1,4-Dichlorobenzene	2.0	U	2.0	0.26	ug/Kg	☼	11/29/11 17:05	12/06/11 01:00	1
Trichlorofluoromethane	2.0	U	2.0	0.14	ug/Kg	☼	11/29/11 17:05	12/06/11 01:00	1
Chlorodibromomethane	2.0	U	2.0	0.22	ug/Kg	☼	11/29/11 17:05	12/06/11 01:00	1
Methylcyclohexane	4.0	U	4.0	0.12	ug/Kg	☼	11/29/11 17:05	12/06/11 01:00	1

Client: Conestoga-Rovers & Associates, Inc.
Project/Site: 17324-T07, RACER Former MTM

TestAmerica Job ID: 240-6309-1

Client Sample ID: S-017324-112811-TP-095
Date Collected: 11/28/11 11:35
Date Received: 11/29/11 10:15

Lab Sample ID: 240-6309-3
Matrix: Solid
Percent Solids: 86.4

Surrogate	*%Recovery*	*Qualifier*	*Limits*	*Prepared*	*Analyzed*	*Dil Fac*
1,2-Dichloroethane-d4 (Surr)	*93*		*58 - 123*	*11/29/11 17:05*	*12/06/11 01:00*	*1*
4-Bromofluorobenzene (Surr)	*90*		*52 - 136*	*11/29/11 17:05*	*12/06/11 01:00*	*1*
Toluene-d8 (Surr)	*100*		*67 - 125*	*11/29/11 17:05*	*12/06/11 01:00*	*1*
Dibromofluoromethane (Surr)	*96*		*37 - 132*	*11/29/11 17:05*	*12/06/11 01:00*	*1*

Method: 8270C - Semivolatile Organic Compounds (GC/MS)

Analyte	Result	Qualifier	RL	MDL	Unit	D	Prepared	Analyzed	Dil Fac
1,1'-Biphenyl	1200	U	1200	620	ug/Kg	☼	12/06/11 08:49	12/09/11 02:08	20
2,2'-oxybis[1-chloropropane]	2300	U	2300	220	ug/Kg	☼	12/06/11 08:49	12/09/11 02:08	20
2,4,5-Trichlorophenol	3500	U	3500	580	ug/Kg	☼	12/06/11 08:49	12/09/11 02:08	20
2,4,6-Trichlorophenol	3500	U	3500	1800	ug/Kg	☼	12/06/11 08:49	12/09/11 02:08	20
2,4-Dichlorophenol	3500	U	3500	460	ug/Kg	☼	12/06/11 08:49	12/09/11 02:08	20
2,4-Dimethylphenol	3500	U	3500	460	ug/Kg	☼	12/06/11 08:49	12/09/11 02:08	20
2,4-Dinitrophenol	7600	U	7600	1800	ug/Kg	☼	12/06/11 08:49	12/09/11 02:08	20
2,4-Dinitrotoluene	4600	U	4600	620	ug/Kg	☼	12/06/11 08:49	12/09/11 02:08	20
2,6-Dinitrotoluene	4600	U	4600	480	ug/Kg	☼	12/06/11 08:49	12/09/11 02:08	20
2-Chloronaphthalene	1200	U	1200	76	ug/Kg	☼	12/06/11 08:49	12/09/11 02:08	20
2-Chlorophenol	1200	U	1200	620	ug/Kg	☼	12/06/11 08:49	12/09/11 02:08	20
2-Methylnaphthalene	150	U	150	76	ug/Kg	☼	12/06/11 08:49	12/09/11 02:08	20
2-Methylphenol	4600	U	4600	1800	ug/Kg	☼	12/06/11 08:49	12/09/11 02:08	20
2-Nitroaniline	4600	U	4600	210	ug/Kg	☼	12/06/11 08:49	12/09/11 02:08	20
2-Nitrophenol	1200	U	1200	620	ug/Kg	☼	12/06/11 08:49	12/09/11 02:08	20
3,3'-Dichlorobenzidine	2300	U *	2300	410	ug/Kg	☼	12/06/11 08:49	12/09/11 02:08	20
3-Nitroaniline	4600	U	4600	370	ug/Kg	☼	12/06/11 08:49	12/09/11 02:08	20
4,6-Dinitro-2-methylphenol	3500	U	3500	1800	ug/Kg	☼	12/06/11 08:49	12/09/11 02:08	20
4-Bromophenyl phenyl ether	1200	U	1200	300	ug/Kg	☼	12/06/11 08:49	12/09/11 02:08	20
4-Chloro-3-methylphenol	3500	U	3500	480	ug/Kg	☼	12/06/11 08:49	12/09/11 02:08	20
4-Chloroaniline	3500	U	3500	390	ug/Kg	☼	12/06/11 08:49	12/09/11 02:08	20
4-Chlorophenyl phenyl ether	1200	U	1200	300	ug/Kg	☼	12/06/11 08:49	12/09/11 02:08	20
4-Nitroaniline	4600	U	4600	600	ug/Kg	☼	12/06/11 08:49	12/09/11 02:08	20
4-Nitrophenol	7600	U	7600	1800	ug/Kg	☼	12/06/11 08:49	12/09/11 02:08	20
Acenaphthene	150	U	150	76	ug/Kg	☼	12/06/11 08:49	12/09/11 02:08	20
Acenaphthylene	150	U	150	76	ug/Kg	☼	12/06/11 08:49	12/09/11 02:08	20
Acetophenone	2300	U	2300	210	ug/Kg	☼	12/06/11 08:49	12/09/11 02:08	20
Anthracene	150	U	150	76	ug/Kg	☼	12/06/11 08:49	12/09/11 02:08	20
Atrazine	4600	U	4600	210	ug/Kg	☼	12/06/11 08:49	12/09/11 02:08	20
Benzaldehyde	2300	U	2300	280	ug/Kg	☼	12/06/11 08:49	12/09/11 02:08	20
Benzo[a]anthracene	150	U	150	76	ug/Kg	☼	12/06/11 08:49	12/09/11 02:08	20
Benzo[a]pyrene	150	U	150	76	ug/Kg	☼	12/06/11 08:49	12/09/11 02:08	20
Benzo[b]fluoranthene	150	U	150	76	ug/Kg	☼	12/06/11 08:49	12/09/11 02:08	20
Benzo[g,h,i]perylene	150	U	150	76	ug/Kg	☼	12/06/11 08:49	12/09/11 02:08	20
Benzo[k]fluoranthene	150	U	150	76	ug/Kg	☼	12/06/11 08:49	12/09/11 02:08	20
Bis(2-chloroethoxy)methane	2300	U	2300	510	ug/Kg	☼	12/06/11 08:49	12/09/11 02:08	20
Bis(2-chloroethyl)ether	2300	U	2300	46	ug/Kg	☼	12/06/11 08:49	12/09/11 02:08	20
Bis(2-ethylhexyl) phthalate	1200	U	1200	440	ug/Kg	☼	12/06/11 08:49	12/09/11 02:08	20
Butyl benzyl phthalate	1200	U	1200	230	ug/Kg	☼	12/06/11 08:49	12/09/11 02:08	20
Caprolactam	7600	U	7600	850	ug/Kg	☼	12/06/11 08:49	12/09/11 02:08	20
Carbazole	1200	U	1200	620	ug/Kg	☼	12/06/11 08:49	12/09/11 02:08	20
Chrysene	150	U	150	25	ug/Kg	☼	12/06/11 08:49	12/09/11 02:08	20
Dibenz(a,h)anthracene	150	U	150	76	ug/Kg	☼	12/06/11 08:49	12/09/11 02:08	20
Dibenzofuran	1200	U	1200	76	ug/Kg	☼	12/06/11 08:49	12/09/11 02:08	20

Client Sample ID: S-017324-112811-TP-095
Date Collected: 11/28/11 11:35
Date Received: 11/29/11 10:15

Lab Sample ID: 240-6309-3
Matrix: Solid
Percent Solids: 86.4

Method: 8270C - Semivolatile Organic Compounds (GC/MS) (Continued)

Analyte	Result	Qualifier	RL	MDL	Unit	D	Prepared	Analyzed	Dil Fac
Diethyl phthalate	1200	U	1200	370	ug/Kg	☼	12/06/11 08:49	12/09/11 02:08	20
Dimethyl phthalate	1200	U	1200	390	ug/Kg	☼	12/06/11 08:49	12/09/11 02:08	20
Di-n-butyl phthalate	1200	U	1200	350	ug/Kg	☼	12/06/11 08:49	12/09/11 02:08	20
Di-n-octyl phthalate	1200	U	1200	620	ug/Kg	☼	12/06/11 08:49	12/09/11 02:08	20
Fluoranthene	150	U	150	76	ug/Kg	☼	12/06/11 08:49	12/09/11 02:08	20
Fluorene	150	U	150	76	ug/Kg	☼	12/06/11 08:49	12/09/11 02:08	20
Hexachlorobenzene	150	U	150	48	ug/Kg	☼	12/06/11 08:49	12/09/11 02:08	20
Hexachlorobutadiene	1200	U	1200	620	ug/Kg	☼	12/06/11 08:49	12/09/11 02:08	20
Hexachlorocyclopentadiene	7600	U	7600	620	ug/Kg	☼	12/06/11 08:49	12/09/11 02:08	20
Hexachloroethane	1200	U	1200	210	ug/Kg	☼	12/06/11 08:49	12/09/11 02:08	20
Indeno[1,2,3-cd]pyrene	150	U	150	76	ug/Kg	☼	12/06/11 08:49	12/09/11 02:08	20
Isophorone	1200	U	1200	300	ug/Kg	☼	12/06/11 08:49	12/09/11 02:08	20
Naphthalene	150	U	150	76	ug/Kg	☼	12/06/11 08:49	12/09/11 02:08	20
Nitrobenzene	2300	U	2300	51	ug/Kg	☼	12/06/11 08:49	12/09/11 02:08	20
N-Nitrosodi-n-propylamine	1200	U	1200	620	ug/Kg	☼	12/06/11 08:49	12/09/11 02:08	20
N-Nitrosodiphenylamine	1200	U	1200	480	ug/Kg	☼	12/06/11 08:49	12/09/11 02:08	20
Pentachlorophenol	3500	U	3500	1800	ug/Kg	☼	12/06/11 08:49	12/09/11 02:08	20
Phenol	1200	U	1200	620	ug/Kg	☼	12/06/11 08:49	12/09/11 02:08	20
Phenanthrene	150	U	150	76	ug/Kg	☼	12/06/11 08:49	12/09/11 02:08	20
Pyrene	150	U	150	76	ug/Kg	☼	12/06/11 08:49	12/09/11 02:08	20
3 & 4 Methylphenol	9200	U	9200	460	ug/Kg	☼	12/06/11 08:49	12/09/11 02:08	20

Surrogate	*%Recovery*	*Qualifier*	*Limits*	*Prepared*	*Analyzed*	*Dil Fac*
2-Fluorobiphenyl (Surr)	*73*		*34 - 110*	*12/06/11 08:49*	*12/09/11 02:08*	*20*
2-Fluorophenol (Surr)	*57*		*26 - 110*	*12/06/11 08:49*	*12/09/11 02:08*	*20*
2,4,6-Tribromophenol (Surr)	*0*	*X*	*10 - 118*	*12/06/11 08:49*	*12/09/11 02:08*	*20*
Nitrobenzene-d5 (Surr)	*61*		*24 - 112*	*12/06/11 08:49*	*12/09/11 02:08*	*20*
Phenol-d5 (Surr)	*60*		*28 - 110*	*12/06/11 08:49*	*12/09/11 02:08*	*20*
Terphenyl-d14 (Surr)	*89*		*41 - 119*	*12/06/11 08:49*	*12/09/11 02:08*	*20*

Method: 8082 - Polychlorinated Biphenyls (PCBs) by Gas Chromatography

Analyte	Result	Qualifier	RL	MDL	Unit	D	Prepared	Analyzed	Dil Fac
Aroclor-1016	38	U	38	24	ug/Kg	☼	12/02/11 08:35	12/07/11 10:51	1
Aroclor-1221	38	U	38	19	ug/Kg	☼	12/02/11 08:35	12/07/11 10:51	1
Aroclor-1232	38	U	38	16	ug/Kg	☼	12/02/11 08:35	12/07/11 10:51	1
Aroclor-1242	38	U	38	15	ug/Kg	☼	12/02/11 08:35	12/07/11 10:51	1
Aroclor-1248	38	U	38	20	ug/Kg	☼	12/02/11 08:35	12/07/11 10:51	1
Aroclor-1254	38	U	38	20	ug/Kg	☼	12/02/11 08:35	12/07/11 10:51	1
Aroclor-1260	38	U	38	20	ug/Kg	☼	12/02/11 08:35	12/07/11 10:51	1

Surrogate	*%Recovery*	*Qualifier*	*Limits*	*Prepared*	*Analyzed*	*Dil Fac*
Tetrachloro-m-xylene	*93*		*29 - 151*	*12/02/11 08:35*	*12/07/11 10:51*	*1*
DCB Decachlorobiphenyl	*53*		*14 - 163*	*12/02/11 08:35*	*12/07/11 10:51*	*1*

Method: 6010B - Metals (ICP)

Analyte	Result	Qualifier	RL	MDL	Unit	D	Prepared	Analyzed	Dil Fac
Aluminum	**8600**		15	7.2	mg/Kg	☼	11/30/11 11:49	12/01/11 20:50	1
Antimony	0.75	U	0.75	0.29	mg/Kg	☼	11/30/11 11:49	12/01/11 20:50	1
Barium	**64**	**B**	15	0.053	mg/Kg	☼	11/30/11 11:49	12/01/11 20:50	1
Beryllium	**0.34**	**J**	0.37	0.032	mg/Kg	☼	11/30/11 11:49	12/01/11 20:50	1
Calcium	**91000**		1900	60	mg/Kg	☼	11/30/11 11:49	12/02/11 13:02	5

Client: Conestoga-Rovers & Associates, Inc.
Project/Site: 17324-T07, RACER Former MTM

TestAmerica Job ID: 240-6309-1

Client Sample ID: S-017324-112811-TP-095
Date Collected: 11/28/11 11:35
Date Received: 11/29/11 10:15

Lab Sample ID: 240-6309-3
Matrix: Solid
Percent Solids: 86.4

Method: 6010B - Metals (ICP) (Continued)

Analyte	Result	Qualifier	RL	MDL	Unit	D	Prepared	Analyzed	Dil Fac
Cadmium	0.14	J	0.15	0.027	mg/Kg	☼	11/30/11 11:49	12/01/11 20:50	1
Cobalt	3.8		3.7	0.12	mg/Kg	☼	11/30/11 11:49	12/01/11 20:50	1
Chromium	12		0.37	0.15	mg/Kg	☼	11/30/11 11:49	12/01/11 20:50	1
Copper	8.5		1.9	0.55	mg/Kg	☼	11/30/11 11:49	12/01/11 20:50	1
Iron	9700		7.5	3.7	mg/Kg	☼	11/30/11 11:49	12/01/11 20:50	1
Potassium	1100	B	370	4.6	mg/Kg	☼	11/30/11 11:49	12/01/11 20:50	1
Magnesium	39000	B	370	3.8	mg/Kg	☼	11/30/11 11:49	12/01/11 20:50	1
Manganese	210	B	1.1	0.055	mg/Kg	☼	11/30/11 11:49	12/01/11 20:50	1
Silver	0.37	U	0.37	0.075	mg/Kg	☼	11/30/11 11:49	12/01/11 20:50	1
Sodium	370	U	370	49	mg/Kg	☼	11/30/11 11:49	12/01/11 20:50	1
Nickel	13		3.0	0.20	mg/Kg	☼	11/30/11 11:49	12/01/11 20:50	1
Vanadium	17		3.7	0.090	mg/Kg	☼	11/30/11 11:49	12/01/11 20:50	1
Zinc	38		1.5	0.75	mg/Kg	☼	11/30/11 11:49	12/01/11 20:50	1
Arsenic	2.0		0.75	0.22	mg/Kg	☼	11/30/11 11:49	12/01/11 20:50	1
Lead	5.7		0.22	0.14	mg/Kg	☼	11/30/11 11:49	12/01/11 20:50	1
Selenium	0.37	U L	0.37	0.34	mg/Kg	☼	11/30/11 11:49	12/01/11 20:50	1
Thallium	0.75	U	0.75	0.41	mg/Kg	☼	11/30/11 11:49	12/01/11 20:50	1

Method: 7471A - Mercury (CVAA)

Analyte	Result	Qualifier	RL	MDL	Unit	D	Prepared	Analyzed	Dil Fac
Mercury	0.023	J	0.11	0.016	mg/Kg	☼	11/30/11 14:20	12/05/11 11:56	1

Client: Conestoga-Rovers & Associates, Inc.
Project/Site: 17324-T07, RACER Former MTM

TestAmerica Job ID: 240-6309-1

Client Sample ID: S-017324-112811-TP-096
Date Collected: 11/28/11 11:39
Date Received: 11/29/11 10:15

Lab Sample ID: 240-6309-4
Matrix: Solid
Percent Solids: 86.5

Method: 8260B - Volatile Organic Compounds (GC/MS)

Analyte	Result	Qualifier	RL	MDL	Unit	D	Prepared	Analyzed	Dil Fac
Acetone	8.9	U	8.9	2.8	ug/Kg	☼	11/29/11 17:05	12/06/11 01:21	1
Benzene	2.2	U	2.2	0.10	ug/Kg	☼	11/29/11 17:05	12/06/11 01:21	1
Dichlorobromomethane	2.2	U	2.2	0.13	ug/Kg	☼	11/29/11 17:05	12/06/11 01:21	1
Bromoform	2.2	U	2.2	0.15	ug/Kg	☼	11/29/11 17:05	12/06/11 01:21	1
Bromomethane	2.2	U	2.2	0.24	ug/Kg	☼	11/29/11 17:05	12/06/11 01:21	1
2-Butanone (MEK)	8.9	U	8.9	0.63	ug/Kg	☼	11/29/11 17:05	12/06/11 01:21	1
Carbon disulfide	2.2	U	2.2	0.20	ug/Kg	☼	11/29/11 17:05	12/06/11 01:21	1
Carbon tetrachloride	2.2	U	2.2	0.17	ug/Kg	☼	11/29/11 17:05	12/06/11 01:21	1
Chlorobenzene	2.2	U	2.2	0.15	ug/Kg	☼	11/29/11 17:05	12/06/11 01:21	1
Chloroethane	2.2	U	2.2	0.38	ug/Kg	☼	11/29/11 17:05	12/06/11 01:21	1
Chloroform	2.2	U	2.2	0.13	ug/Kg	☼	11/29/11 17:05	12/06/11 01:21	1
Chloromethane	2.2	U	2.2	0.18	ug/Kg	☼	11/29/11 17:05	12/06/11 01:21	1
1,1-Dichloroethane	**4.2**		2.2	0.16	ug/Kg	☼	11/29/11 17:05	12/06/11 01:21	1
1,2-Dichloroethane	**0.46**	**J**	2.2	0.15	ug/Kg	☼	11/29/11 17:05	12/06/11 01:21	1
1,1-Dichloroethene	**1.5**	**J**	2.2	0.23	ug/Kg	☼	11/29/11 17:05	12/06/11 01:21	1
1,2-Dichloropropane	2.2	U	2.2	0.31	ug/Kg	☼	11/29/11 17:05	12/06/11 01:21	1
cis-1,3-Dichloropropene	2.2	U	2.2	0.15	ug/Kg	☼	11/29/11 17:05	12/06/11 01:21	1
trans-1,3-Dichloropropene	2.2	U	2.2	0.24	ug/Kg	☼	11/29/11 17:05	12/06/11 01:21	1
Ethylbenzene	2.2	U	2.2	0.12	ug/Kg	☼	11/29/11 17:05	12/06/11 01:21	1
2-Hexanone	8.9	U	8.9	0.28	ug/Kg	☼	11/29/11 17:05	12/06/11 01:21	1
Methylene Chloride	2.2	U	2.2	0.30	ug/Kg	☼	11/29/11 17:05	12/06/11 01:21	1
4-Methyl-2-pentanone (MIBK)	8.9	U	8.9	0.24	ug/Kg	☼	11/29/11 17:05	12/06/11 01:21	1
Styrene	2.2	U	2.2	0.067	ug/Kg	☼	11/29/11 17:05	12/06/11 01:21	1
1,1,2,2-Tetrachloroethane	2.2	U	2.2	0.15	ug/Kg	☼	11/29/11 17:05	12/06/11 01:21	1
Tetrachloroethene	**0.36**	**J**	2.2	0.23	ug/Kg	☼	11/29/11 17:05	12/06/11 01:21	1
Toluene	**0.21**	**J**	2.2	0.12	ug/Kg	☼	11/29/11 17:05	12/06/11 01:21	1
Trichloroethene	**1.5**	**J**	2.2	0.19	ug/Kg	☼	11/29/11 17:05	12/06/11 01:21	1
Vinyl chloride	2.2	U	2.2	0.17	ug/Kg	☼	11/29/11 17:05	12/06/11 01:21	1
Xylenes, Total	4.5	U	4.5	0.30	ug/Kg	☼	11/29/11 17:05	12/06/11 01:21	1
1,1,1-Trichloroethane	**31**		2.2	0.25	ug/Kg	☼	11/29/11 17:05	12/06/11 01:21	1
1,1,2-Trichloroethane	2.2	U	2.2	0.17	ug/Kg	☼	11/29/11 17:05	12/06/11 01:21	1
Cyclohexane	4.5	U	4.5	0.15	ug/Kg	☼	11/29/11 17:05	12/06/11 01:21	1
1,2-Dibromo-3-Chloropropane	4.5	U	4.5	0.58	ug/Kg	☼	11/29/11 17:05	12/06/11 01:21	1
Ethylene Dibromide	2.2	U	2.2	0.22	ug/Kg	☼	11/29/11 17:05	12/06/11 01:21	1
Dichlorodifluoromethane	2.2	U	2.2	0.22	ug/Kg	☼	11/29/11 17:05	12/06/11 01:21	1
cis-1,2-Dichloroethene	2.2	U	2.2	0.16	ug/Kg	☼	11/29/11 17:05	12/06/11 01:21	1
trans-1,2-Dichloroethene	2.2	U	2.2	0.18	ug/Kg	☼	11/29/11 17:05	12/06/11 01:21	1
Isopropylbenzene	2.2	U	2.2	0.071	ug/Kg	☼	11/29/11 17:05	12/06/11 01:21	1
Methyl acetate	4.5	U	4.5	0.63	ug/Kg	☼	11/29/11 17:05	12/06/11 01:21	1
Methyl tert-butyl ether	8.9	U	8.9	0.19	ug/Kg	☼	11/29/11 17:05	12/06/11 01:21	1
1,1,2-Trichloro-1,2,2-trifluoroethane	2.2	U	2.2	0.58	ug/Kg	☼	11/29/11 17:05	12/06/11 01:21	1
1,2,4-Trichlorobenzene	2.2	U	2.2	0.12	ug/Kg	☼	11/29/11 17:05	12/06/11 01:21	1
1,2-Dichlorobenzene	2.2	U	2.2	0.16	ug/Kg	☼	11/29/11 17:05	12/06/11 01:21	1
1,3-Dichlorobenzene	2.2	U	2.2	0.16	ug/Kg	☼	11/29/11 17:05	12/06/11 01:21	1
1,4-Dichlorobenzene	2.2	U	2.2	0.29	ug/Kg	☼	11/29/11 17:05	12/06/11 01:21	1
Trichlorofluoromethane	2.2	U	2.2	0.15	ug/Kg	☼	11/29/11 17:05	12/06/11 01:21	1
Chlorodibromomethane	2.2	U	2.2	0.25	ug/Kg	☼	11/29/11 17:05	12/06/11 01:21	1
Methylcyclohexane	4.5	U	4.5	0.14	ug/Kg	☼	11/29/11 17:05	12/06/11 01:21	1

Client: Conestoga-Rovers & Associates, Inc.
Project/Site: 17324-T07, RACER Former MTM

TestAmerica Job ID: 240-6309-1

Client Sample ID: S-017324-112811-TP-096
Date Collected: 11/28/11 11:39
Date Received: 11/29/11 10:15

Lab Sample ID: 240-6309-4
Matrix: Solid
Percent Solids: 86.5

Surrogate	%Recovery	Qualifier	Limits	Prepared	Analyzed	Dil Fac
1,2-Dichloroethane-d4 (Surr)	*92*		*58 - 123*	*11/29/11 17:05*	*12/06/11 01:21*	*1*
4-Bromofluorobenzene (Surr)	*93*		*52 - 136*	*11/29/11 17:05*	*12/06/11 01:21*	*1*
Toluene-d8 (Surr)	*101*		*67 - 125*	*11/29/11 17:05*	*12/06/11 01:21*	*1*
Dibromofluoromethane (Surr)	*98*		*37 - 132*	*11/29/11 17:05*	*12/06/11 01:21*	*1*

Method: 8270C - Semivolatile Organic Compounds (GC/MS)

Analyte	Result	Qualifier	RL	MDL	Unit	D	Prepared	Analyzed	Dil Fac
1,1'-Biphenyl	58	U	58	31	ug/Kg	☼	12/06/11 08:49	12/12/11 15:30	1
2,2'-oxybis[1-chloropropane]	120	U	120	11	ug/Kg	☼	12/06/11 08:49	12/12/11 15:30	1
2,4,5-Trichlorophenol	170	U	170	29	ug/Kg	☼	12/06/11 08:49	12/12/11 15:30	1
2,4,6-Trichlorophenol	170	U	170	93	ug/Kg	☼	12/06/11 08:49	12/12/11 15:30	1
2,4-Dichlorophenol	170	U	170	23	ug/Kg	☼	12/06/11 08:49	12/12/11 15:30	1
2,4-Dimethylphenol	170	U	170	23	ug/Kg	☼	12/06/11 08:49	12/12/11 15:30	1
2,4-Dinitrophenol	380	U	380	93	ug/Kg	☼	12/06/11 08:49	12/12/11 15:30	1
2,4-Dinitrotoluene	230	U	230	31	ug/Kg	☼	12/06/11 08:49	12/12/11 15:30	1
2,6-Dinitrotoluene	230	U	230	24	ug/Kg	☼	12/06/11 08:49	12/12/11 15:30	1
2-Chloronaphthalene	58	U	58	3.8	ug/Kg	☼	12/06/11 08:49	12/12/11 15:30	1
2-Chlorophenol	58	U	58	31	ug/Kg	☼	12/06/11 08:49	12/12/11 15:30	1
2-Methylnaphthalene	7.7	U	7.7	3.8	ug/Kg	☼	12/06/11 08:49	12/12/11 15:30	1
2-Methylphenol	230	U	230	93	ug/Kg	☼	12/06/11 08:49	12/12/11 15:30	1
2-Nitroaniline	230	U	230	11	ug/Kg	☼	12/06/11 08:49	12/12/11 15:30	1
2-Nitrophenol	58	U	58	31	ug/Kg	☼	12/06/11 08:49	12/12/11 15:30	1
3,3'-Dichlorobenzidine	120	U *	120	21	ug/Kg	☼	12/06/11 08:49	12/12/11 15:30	1
3-Nitroaniline	230	U	230	19	ug/Kg	☼	12/06/11 08:49	12/12/11 15:30	1
4,6-Dinitro-2-methylphenol	170	U	170	93	ug/Kg	☼	12/06/11 08:49	12/12/11 15:30	1
4-Bromophenyl phenyl ether	58	U	58	15	ug/Kg	☼	12/06/11 08:49	12/12/11 15:30	1
4-Chloro-3-methylphenol	170	U	170	24	ug/Kg	☼	12/06/11 08:49	12/12/11 15:30	1
4-Chloroaniline	170	U	170	20	ug/Kg	☼	12/06/11 08:49	12/12/11 15:30	1
4-Chlorophenyl phenyl ether	58	U	58	15	ug/Kg	☼	12/06/11 08:49	12/12/11 15:30	1
4-Nitroaniline	230	U	230	30	ug/Kg	☼	12/06/11 08:49	12/12/11 15:30	1
4-Nitrophenol	380	U	380	93	ug/Kg	☼	12/06/11 08:49	12/12/11 15:30	1
Acenaphthene	7.7	U	7.7	3.8	ug/Kg	☼	12/06/11 08:49	12/12/11 15:30	1
Acenaphthylene	7.7	U	7.7	3.8	ug/Kg	☼	12/06/11 08:49	12/12/11 15:30	1
Acetophenone	120	U	120	11	ug/Kg	☼	12/06/11 08:49	12/12/11 15:30	1
Anthracene	7.7	U	7.7	3.8	ug/Kg	☼	12/06/11 08:49	12/12/11 15:30	1
Atrazine	230	U	230	11	ug/Kg	☼	12/06/11 08:49	12/12/11 15:30	1
Benzaldehyde	120	U	120	14	ug/Kg	☼	12/06/11 08:49	12/12/11 15:30	1
Benzo[a]anthracene	7.7	U	7.7	3.8	ug/Kg	☼	12/06/11 08:49	12/12/11 15:30	1
Benzo[a]pyrene	7.7	U	7.7	3.8	ug/Kg	☼	12/06/11 08:49	12/12/11 15:30	1
Benzo[b]fluoranthene	7.7	U	7.7	3.8	ug/Kg	☼	12/06/11 08:49	12/12/11 15:30	1
Benzo[g,h,i]perylene	7.7	U	7.7	3.8	ug/Kg	☼	12/06/11 08:49	12/12/11 15:30	1
Benzo[k]fluoranthene	7.7	U	7.7	3.8	ug/Kg	☼	12/06/11 08:49	12/12/11 15:30	1
Bis(2-chloroethoxy)methane	120	U	120	25	ug/Kg	☼	12/06/11 08:49	12/12/11 15:30	1
Bis(2-chloroethyl)ether	120	U	120	2.3	ug/Kg	☼	12/06/11 08:49	12/12/11 15:30	1
Bis(2-ethylhexyl) phthalate	**120**		58	22	ug/Kg	☼	12/06/11 08:49	12/12/11 15:30	1
Butyl benzyl phthalate	58	U	58	12	ug/Kg	☼	12/06/11 08:49	12/12/11 15:30	1
Caprolactam	380	U	380	43	ug/Kg	☼	12/06/11 08:49	12/12/11 15:30	1
Carbazole	58	U	58	31	ug/Kg	☼	12/06/11 08:49	12/12/11 15:30	1
Chrysene	7.7	U	7.7	1.3	ug/Kg	☼	12/06/11 08:49	12/12/11 15:30	1
Dibenz(a,h)anthracene	7.7	U	7.7	3.8	ug/Kg	☼	12/06/11 08:49	12/12/11 15:30	1
Dibenzofuran	58	U	58	3.8	ug/Kg	☼	12/06/11 08:49	12/12/11 15:30	1

Client Sample ID: S-017324-112811-TP-096
Date Collected: 11/28/11 11:39
Date Received: 11/29/11 10:15

Lab Sample ID: 240-6309-4
Matrix: Solid
Percent Solids: 86.5

Method: 8270C - Semivolatile Organic Compounds (GC/MS) (Continued)

Analyte	Result	Qualifier	RL	MDL	Unit	D	Prepared	Analyzed	Dil Fac
Diethyl phthalate	58	U	58	19	ug/Kg	☼	12/06/11 08:49	12/12/11 15:30	1
Dimethyl phthalate	58	U	58	20	ug/Kg	☼	12/06/11 08:49	12/12/11 15:30	1
Di-n-butyl phthalate	58	U	58	17	ug/Kg	☼	12/06/11 08:49	12/12/11 15:30	1
Di-n-octyl phthalate	58	U	58	31	ug/Kg	☼	12/06/11 08:49	12/12/11 15:30	1
Fluoranthene	7.7	U	7.7	3.8	ug/Kg	☼	12/06/11 08:49	12/12/11 15:30	1
Fluorene	7.7	U	7.7	3.8	ug/Kg	☼	12/06/11 08:49	12/12/11 15:30	1
Hexachlorobenzene	7.7	U	7.7	2.4	ug/Kg	☼	12/06/11 08:49	12/12/11 15:30	1
Hexachlorobutadiene	58	U	58	31	ug/Kg	☼	12/06/11 08:49	12/12/11 15:30	1
Hexachlorocyclopentadiene	380	U	380	31	ug/Kg	☼	12/06/11 08:49	12/12/11 15:30	1
Hexachloroethane	58	U	58	10	ug/Kg	☼	12/06/11 08:49	12/12/11 15:30	1
Indeno[1,2,3-cd]pyrene	7.7	U	7.7	3.8	ug/Kg	☼	12/06/11 08:49	12/12/11 15:30	1
Isophorone	58	U	58	15	ug/Kg	☼	12/06/11 08:49	12/12/11 15:30	1
Naphthalene	7.7	U	7.7	3.8	ug/Kg	☼	12/06/11 08:49	12/12/11 15:30	1
Nitrobenzene	120	U	120	2.5	ug/Kg	☼	12/06/11 08:49	12/12/11 15:30	1
N-Nitrosodi-n-propylamine	58	U	58	31	ug/Kg	☼	12/06/11 08:49	12/12/11 15:30	1
N-Nitrosodiphenylamine	58	U	58	24	ug/Kg	☼	12/06/11 08:49	12/12/11 15:30	1
Pentachlorophenol	170	U	170	93	ug/Kg	☼	12/06/11 08:49	12/12/11 15:30	1
Phenol	58	U	58	31	ug/Kg	☼	12/06/11 08:49	12/12/11 15:30	1
Phenanthrene	7.7	U	7.7	3.8	ug/Kg	☼	12/06/11 08:49	12/12/11 15:30	1
Pyrene	**18**		7.7	3.8	ug/Kg	☼	12/06/11 08:49	12/12/11 15:30	1
3 & 4 Methylphenol	460	U	460	23	ug/Kg	☼	12/06/11 08:49	12/12/11 15:30	1

Surrogate	*%Recovery*	*Qualifier*	*Limits*	*Prepared*	*Analyzed*	*Dil Fac*
2-Fluorobiphenyl (Surr)	*51*		*34 - 110*	*12/06/11 08:49*	*12/12/11 15:30*	*1*
2-Fluorophenol (Surr)	*50*		*26 - 110*	*12/06/11 08:49*	*12/12/11 15:30*	*1*
2,4,6-Tribromophenol (Surr)	*45*		*10 - 118*	*12/06/11 08:49*	*12/12/11 15:30*	*1*
Nitrobenzene-d5 (Surr)	*45*		*24 - 112*	*12/06/11 08:49*	*12/12/11 15:30*	*1*
Phenol-d5 (Surr)	*53*		*28 - 110*	*12/06/11 08:49*	*12/12/11 15:30*	*1*
Terphenyl-d14 (Surr)	*67*		*41 - 119*	*12/06/11 08:49*	*12/12/11 15:30*	*1*

Method: 8082 - Polychlorinated Biphenyls (PCBs) by Gas Chromatography

Analyte	Result	Qualifier	RL	MDL	Unit	D	Prepared	Analyzed	Dil Fac
Aroclor-1016	38	U	38	24	ug/Kg	☼	12/02/11 08:35	12/07/11 11:05	1
Aroclor-1221	38	U	38	18	ug/Kg	☼	12/02/11 08:35	12/07/11 11:05	1
Aroclor-1232	38	U	38	16	ug/Kg	☼	12/02/11 08:35	12/07/11 11:05	1
Aroclor-1242	38	U	38	15	ug/Kg	☼	12/02/11 08:35	12/07/11 11:05	1
Aroclor-1248	38	U	38	20	ug/Kg	☼	12/02/11 08:35	12/07/11 11:05	1
Aroclor-1254	38	U	38	20	ug/Kg	☼	12/02/11 08:35	12/07/11 11:05	1
Aroclor-1260	38	U	38	20	ug/Kg	☼	12/02/11 08:35	12/07/11 11:05	1

Surrogate	*%Recovery*	*Qualifier*	*Limits*	*Prepared*	*Analyzed*	*Dil Fac*
Tetrachloro-m-xylene	*61*		*29 - 151*	*12/02/11 08:35*	*12/07/11 11:05*	*1*
DCB Decachlorobiphenyl	*58*		*14 - 163*	*12/02/11 08:35*	*12/07/11 11:05*	*1*

Method: 6010B - Metals (ICP)

Analyte	Result	Qualifier	RL	MDL	Unit	D	Prepared	Analyzed	Dil Fac
Aluminum	**5800**		18	8.8	mg/Kg	☼	11/30/11 11:49	12/01/11 20:56	1
Antimony	0.92	U	0.92	0.36	mg/Kg	☼	11/30/11 11:49	12/01/11 20:56	1
Barium	**44**	**B**	18	0.065	mg/Kg	☼	11/30/11 11:49	12/01/11 20:56	1
Beryllium	**0.31**	**J**	0.46	0.039	mg/Kg	☼	11/30/11 11:49	12/01/11 20:56	1
Calcium	**110000**		2300	73	mg/Kg	☼	11/30/11 11:49	12/02/11 13:08	5

Client: Conestoga-Rovers & Associates, Inc.
Project/Site: 17324-T07, RACER Former MTM

TestAmerica Job ID: 240-6309-1

Client Sample ID: S-017324-112811-TP-096
Date Collected: 11/28/11 11:39
Date Received: 11/29/11 10:15

Lab Sample ID: 240-6309-4
Matrix: Solid
Percent Solids: 86.5

Method: 6010B - Metals (ICP) (Continued)

Analyte	Result	Qualifier	RL	MDL	Unit	D	Prepared	Analyzed	Dil Fac
Cadmium	0.17	J	0.18	0.033	mg/Kg	☼	11/30/11 11:49	12/01/11 20:56	1
Cobalt	5.6		4.6	0.15	mg/Kg	☼	11/30/11 11:49	12/01/11 20:56	1
Chromium	9.2		0.46	0.18	mg/Kg	☼	11/30/11 11:49	12/01/11 20:56	1
Copper	14		2.3	0.68	mg/Kg	☼	11/30/11 11:49	12/01/11 20:56	1
Iron	12000		9.2	4.5	mg/Kg	☼	11/30/11 11:49	12/01/11 20:56	1
Potassium	1100	B	460	5.7	mg/Kg	☼	11/30/11 11:49	12/01/11 20:56	1
Magnesium	38000	B	460	4.7	mg/Kg	☼	11/30/11 11:49	12/01/11 20:56	1
Manganese	320	B	1.4	0.068	mg/Kg	☼	11/30/11 11:49	12/01/11 20:56	1
Silver	0.46	U	0.46	0.092	mg/Kg	☼	11/30/11 11:49	12/01/11 20:56	1
Sodium	93	J	460	61	mg/Kg	☼	11/30/11 11:49	12/01/11 20:56	1
Nickel	16		3.7	0.25	mg/Kg	☼	11/30/11 11:49	12/01/11 20:56	1
Vanadium	15		4.6	0.11	mg/Kg	☼	11/30/11 11:49	12/01/11 20:56	1
Zinc	42		1.8	0.92	mg/Kg	☼	11/30/11 11:49	12/01/11 20:56	1
Arsenic	5.7		0.92	0.28	mg/Kg	☼	11/30/11 11:49	12/01/11 20:56	1
Lead	7.4		0.28	0.17	mg/Kg	☼	11/30/11 11:49	12/01/11 20:56	1
Selenium	0.46	U L	0.46	0.41	mg/Kg	☼	11/30/11 11:49	12/01/11 20:56	1
Thallium	0.92	U	0.92	0.50	mg/Kg	☼	11/30/11 11:49	12/01/11 20:56	1

Method: 7471A - Mercury (CVAA)

Analyte	Result	Qualifier	RL	MDL	Unit	D	Prepared	Analyzed	Dil Fac
Mercury	0.10	U	0.10	0.015	mg/Kg	☼	11/30/11 14:20	12/05/11 11:57	1

Client: Conestoga-Rovers & Associates, Inc.
Project/Site: 17324-T07, RACER Former MTM

TestAmerica Job ID: 240-6309-1

Client Sample ID: S-017324-112811-TP-097
Date Collected: 11/28/11 11:54
Date Received: 11/29/11 10:15

Lab Sample ID: 240-6309-5
Matrix: Solid
Percent Solids: 90.6

Method: 8260B - Volatile Organic Compounds (GC/MS)

Analyte	Result	Qualifier	RL	MDL	Unit	D	Prepared	Analyzed	Dil Fac
Acetone	470	U	470	79	ug/Kg	☼	11/30/11 21:57	12/06/11 04:32	1
Benzene	120	U	120	5.6	ug/Kg	☼	11/30/11 21:57	12/06/11 04:32	1
Dichlorobromomethane	120	U	120	4.6	ug/Kg	☼	11/30/11 21:57	12/06/11 04:32	1
Bromoform	120	U	120	8.9	ug/Kg	☼	11/30/11 21:57	12/06/11 04:32	1
Bromomethane	120	U	120	14	ug/Kg	☼	11/30/11 21:57	12/06/11 04:32	1
2-Butanone (MEK)	470	U	470	20	ug/Kg	☼	11/30/11 21:57	12/06/11 04:32	1
Carbon disulfide	120	U	120	5.6	ug/Kg	☼	11/30/11 21:57	12/06/11 04:32	1
Carbon tetrachloride	120	U	120	3.0	ug/Kg	☼	11/30/11 21:57	12/06/11 04:32	1
Chlorobenzene	120	U	120	3.0	ug/Kg	☼	11/30/11 21:57	12/06/11 04:32	1
Chloroethane	120	U	120	29	ug/Kg	☼	11/30/11 21:57	12/06/11 04:32	1
Chloroform	120	U	120	4.1	ug/Kg	☼	11/30/11 21:57	12/06/11 04:32	1
Chloromethane	120	U	120	6.5	ug/Kg	☼	11/30/11 21:57	12/06/11 04:32	1
1,1-Dichloroethane	**21**	**J**	120	7.9	ug/Kg	☼	11/30/11 21:57	12/06/11 04:32	1
1,2-Dichloroethane	120	U	120	4.7	ug/Kg	☼	11/30/11 21:57	12/06/11 04:32	1
1,1-Dichloroethene	**27**	**J**	120	8.4	ug/Kg	☼	11/30/11 21:57	12/06/11 04:32	1
1,2-Dichloropropane	120	U	120	3.8	ug/Kg	☼	11/30/11 21:57	12/06/11 04:32	1
cis-1,3-Dichloropropene	120	U	120	3.7	ug/Kg	☼	11/30/11 21:57	12/06/11 04:32	1
trans-1,3-Dichloropropene	120	U	120	9.3	ug/Kg	☼	11/30/11 21:57	12/06/11 04:32	1
Ethylbenzene	120	U	120	2.5	ug/Kg	☼	11/30/11 21:57	12/06/11 04:32	1
2-Hexanone	470	U	470	9.3	ug/Kg	☼	11/30/11 21:57	12/06/11 04:32	1
Methylene Chloride	120	U	120	36	ug/Kg	☼	11/30/11 21:57	12/06/11 04:32	1
4-Methyl-2-pentanone (MIBK)	470	U	470	22	ug/Kg	☼	11/30/11 21:57	12/06/11 04:32	1
Styrene	120	U	120	2.6	ug/Kg	☼	11/30/11 21:57	12/06/11 04:32	1
1,1,2,2-Tetrachloroethane	120	U	120	4.2	ug/Kg	☼	11/30/11 21:57	12/06/11 04:32	1
Tetrachloroethene	**25**	**J**	120	5.6	ug/Kg	☼	11/30/11 21:57	12/06/11 04:32	1
Toluene	120	U	120	7.9	ug/Kg	☼	11/30/11 21:57	12/06/11 04:32	1
Trichloroethene	**44**	**J**	120	4.5	ug/Kg	☼	11/30/11 21:57	12/06/11 04:32	1
Vinyl chloride	120	U	120	8.4	ug/Kg	☼	11/30/11 21:57	12/06/11 04:32	1
Xylenes, Total	230	U	230	3.8	ug/Kg	☼	11/30/11 21:57	12/06/11 04:32	1
1,1,1-Trichloroethane	**740**		120	9.8	ug/Kg	☼	11/30/11 21:57	12/06/11 04:32	1
1,1,2-Trichloroethane	120	U	120	5.6	ug/Kg	☼	11/30/11 21:57	12/06/11 04:32	1
Cyclohexane	230	U	230	19	ug/Kg	☼	11/30/11 21:57	12/06/11 04:32	1
1,2-Dibromo-3-Chloropropane	230	U	230	23	ug/Kg	☼	11/30/11 21:57	12/06/11 04:32	1
Ethylene Dibromide	120	U	120	4.7	ug/Kg	☼	11/30/11 21:57	12/06/11 04:32	1
Dichlorodifluoromethane	120	U	120	7.5	ug/Kg	☼	11/30/11 21:57	12/06/11 04:32	1
cis-1,2-Dichloroethene	120	U	120	3.2	ug/Kg	☼	11/30/11 21:57	12/06/11 04:32	1
trans-1,2-Dichloroethene	120	U	120	4.3	ug/Kg	☼	11/30/11 21:57	12/06/11 04:32	1
Isopropylbenzene	120	U	120	3.0	ug/Kg	☼	11/30/11 21:57	12/06/11 04:32	1
Methyl acetate	230	U	230	12	ug/Kg	☼	11/30/11 21:57	12/06/11 04:32	1
Methyl tert-butyl ether	470	U	470	3.3	ug/Kg	☼	11/30/11 21:57	12/06/11 04:32	1
1,1,2-Trichloro-1,2,2-trifluoroethane	120	U	120	18	ug/Kg	☼	11/30/11 21:57	12/06/11 04:32	1
1,2,4-Trichlorobenzene	120	U	120	3.4	ug/Kg	☼	11/30/11 21:57	12/06/11 04:32	1
1,2-Dichlorobenzene	**12**	**J**	120	4.0	ug/Kg	☼	11/30/11 21:57	12/06/11 04:32	1
1,3-Dichlorobenzene	120	U	120	2.2	ug/Kg	☼	11/30/11 21:57	12/06/11 04:32	1
1,4-Dichlorobenzene	120	U	120	3.7	ug/Kg	☼	11/30/11 21:57	12/06/11 04:32	1
Trichlorofluoromethane	120	U	120	7.5	ug/Kg	☼	11/30/11 21:57	12/06/11 04:32	1
Chlorodibromomethane	120	U	120	5.6	ug/Kg	☼	11/30/11 21:57	12/06/11 04:32	1
Methylcyclohexane	230	U	230	5.6	ug/Kg	☼	11/30/11 21:57	12/06/11 04:32	1

Client: Conestoga-Rovers & Associates, Inc.
Project/Site: 17324-T07, RACER Former MTM

TestAmerica Job ID: 240-6309-1

Client Sample ID: S-017324-112811-TP-097
Date Collected: 11/28/11 11:54
Date Received: 11/29/11 10:15

Lab Sample ID: 240-6309-5
Matrix: Solid
Percent Solids: 90.6

Surrogate	%Recovery	Qualifier	Limits	Prepared	Analyzed	Dil Fac
1,2-Dichloroethane-d4 (Surr)	*71*		*39 - 128*	*11/30/11 21:57*	*12/06/11 04:32*	*1*
4-Bromofluorobenzene (Surr)	*73*		*26 - 141*	*11/30/11 21:57*	*12/06/11 04:32*	*1*
Toluene-d8 (Surr)	*75*		*33 - 134*	*11/30/11 21:57*	*12/06/11 04:32*	*1*
Dibromofluoromethane (Surr)	*69*		*30 - 122*	*11/30/11 21:57*	*12/06/11 04:32*	*1*

Method: 8270C - Semivolatile Organic Compounds (GC/MS)

Analyte	Result	Qualifier	RL	MDL	Unit	D	Prepared	Analyzed	Dil Fac
1,1'-Biphenyl	55	U	55	30	ug/Kg	☼	12/06/11 08:49	12/08/11 21:51	1
2,2'-oxybis[1-chloropropane]	110	U	110	10	ug/Kg	☼	12/06/11 08:49	12/08/11 21:51	1
2,4,5-Trichlorophenol	170	U	170	28	ug/Kg	☼	12/06/11 08:49	12/08/11 21:51	1
2,4,6-Trichlorophenol	170	U	170	88	ug/Kg	☼	12/06/11 08:49	12/08/11 21:51	1
2,4-Dichlorophenol	170	U	170	22	ug/Kg	☼	12/06/11 08:49	12/08/11 21:51	1
2,4-Dimethylphenol	170	U	170	22	ug/Kg	☼	12/06/11 08:49	12/08/11 21:51	1
2,4-Dinitrophenol	360	U	360	88	ug/Kg	☼	12/06/11 08:49	12/08/11 21:51	1
2,4-Dinitrotoluene	220	U	220	30	ug/Kg	☼	12/06/11 08:49	12/08/11 21:51	1
2,6-Dinitrotoluene	220	U	220	23	ug/Kg	☼	12/06/11 08:49	12/08/11 21:51	1
2-Chloronaphthalene	55	U	55	3.6	ug/Kg	☼	12/06/11 08:49	12/08/11 21:51	1
2-Chlorophenol	55	U	55	30	ug/Kg	☼	12/06/11 08:49	12/08/11 21:51	1
2-Methylnaphthalene	**4.7**	**J**	7.4	3.6	ug/Kg	☼	12/06/11 08:49	12/08/11 21:51	1
2-Methylphenol	220	U	220	88	ug/Kg	☼	12/06/11 08:49	12/08/11 21:51	1
2-Nitroaniline	220	U	220	10	ug/Kg	☼	12/06/11 08:49	12/08/11 21:51	1
2-Nitrophenol	55	U	55	30	ug/Kg	☼	12/06/11 08:49	12/08/11 21:51	1
3,3'-Dichlorobenzidine	110	U *	110	20	ug/Kg	☼	12/06/11 08:49	12/08/11 21:51	1
3-Nitroaniline	220	U	220	18	ug/Kg	☼	12/06/11 08:49	12/08/11 21:51	1
4,6-Dinitro-2-methylphenol	170	U	170	88	ug/Kg	☼	12/06/11 08:49	12/08/11 21:51	1
4-Bromophenyl phenyl ether	55	U	55	14	ug/Kg	☼	12/06/11 08:49	12/08/11 21:51	1
4-Chloro-3-methylphenol	170	U	170	23	ug/Kg	☼	12/06/11 08:49	12/08/11 21:51	1
4-Chloroaniline	170	U	170	19	ug/Kg	☼	12/06/11 08:49	12/08/11 21:51	1
4-Chlorophenyl phenyl ether	55	U	55	14	ug/Kg	☼	12/06/11 08:49	12/08/11 21:51	1
4-Nitroaniline	220	U	220	29	ug/Kg	☼	12/06/11 08:49	12/08/11 21:51	1
4-Nitrophenol	360	U	360	88	ug/Kg	☼	12/06/11 08:49	12/08/11 21:51	1
Acenaphthene	7.4	U	7.4	3.6	ug/Kg	☼	12/06/11 08:49	12/08/11 21:51	1
Acenaphthylene	7.4	U	7.4	3.6	ug/Kg	☼	12/06/11 08:49	12/08/11 21:51	1
Acetophenone	110	U	110	10	ug/Kg	☼	12/06/11 08:49	12/08/11 21:51	1
Anthracene	7.4	U	7.4	3.6	ug/Kg	☼	12/06/11 08:49	12/08/11 21:51	1
Atrazine	220	U	220	10	ug/Kg	☼	12/06/11 08:49	12/08/11 21:51	1
Benzaldehyde	110	U	110	13	ug/Kg	☼	12/06/11 08:49	12/08/11 21:51	1
Benzo[a]anthracene	7.4	U	7.4	3.6	ug/Kg	☼	12/06/11 08:49	12/08/11 21:51	1
Benzo[a]pyrene	7.4	U	7.4	3.6	ug/Kg	☼	12/06/11 08:49	12/08/11 21:51	1
Benzo[b]fluoranthene	7.4	U	7.4	3.6	ug/Kg	☼	12/06/11 08:49	12/08/11 21:51	1
Benzo[g,h,i]perylene	7.4	U	7.4	3.6	ug/Kg	☼	12/06/11 08:49	12/08/11 21:51	1
Benzo[k]fluoranthene	7.4	U	7.4	3.6	ug/Kg	☼	12/06/11 08:49	12/08/11 21:51	1
Bis(2-chloroethoxy)methane	110	U	110	24	ug/Kg	☼	12/06/11 08:49	12/08/11 21:51	1
Bis(2-chloroethyl)ether	110	U	110	2.2	ug/Kg	☼	12/06/11 08:49	12/08/11 21:51	1
Bis(2-ethylhexyl) phthalate	**44**	**J**	55	21	ug/Kg	☼	12/06/11 08:49	12/08/11 21:51	1
Butyl benzyl phthalate	55	U	55	11	ug/Kg	☼	12/06/11 08:49	12/08/11 21:51	1
Caprolactam	360	U	360	41	ug/Kg	☼	12/06/11 08:49	12/08/11 21:51	1
Carbazole	55	U	55	30	ug/Kg	☼	12/06/11 08:49	12/08/11 21:51	1
Chrysene	7.4	U	7.4	1.2	ug/Kg	☼	12/06/11 08:49	12/08/11 21:51	1
Dibenz(a,h)anthracene	7.4	U	7.4	3.6	ug/Kg	☼	12/06/11 08:49	12/08/11 21:51	1
Dibenzofuran	**4.5**	**J**	55	3.6	ug/Kg	☼	12/06/11 08:49	12/08/11 21:51	1

Client Sample ID: S-017324-112811-TP-097
Date Collected: 11/28/11 11:54
Date Received: 11/29/11 10:15

Lab Sample ID: 240-6309-5
Matrix: Solid
Percent Solids: 90.6

Method: 8270C - Semivolatile Organic Compounds (GC/MS) (Continued)

Analyte	Result	Qualifier	RL	MDL	Unit	D	Prepared	Analyzed	Dil Fac
Diethyl phthalate	55	U	55	18	ug/Kg	☼	12/06/11 08:49	12/08/11 21:51	1
Dimethyl phthalate	55	U	55	19	ug/Kg	☼	12/06/11 08:49	12/08/11 21:51	1
Di-n-butyl phthalate	55	U	55	17	ug/Kg	☼	12/06/11 08:49	12/08/11 21:51	1
Di-n-octyl phthalate	55	U	55	30	ug/Kg	☼	12/06/11 08:49	12/08/11 21:51	1
Fluoranthene	**7.2**	**J**	7.4	3.6	ug/Kg	☼	12/06/11 08:49	12/08/11 21:51	1
Fluorene	**4.9**	**J**	7.4	3.6	ug/Kg	☼	12/06/11 08:49	12/08/11 21:51	1
Hexachlorobenzene	7.4	U	7.4	2.3	ug/Kg	☼	12/06/11 08:49	12/08/11 21:51	1
Hexachlorobutadiene	55	U	55	30	ug/Kg	☼	12/06/11 08:49	12/08/11 21:51	1
Hexachlorocyclopentadiene	360	U	360	30	ug/Kg	☼	12/06/11 08:49	12/08/11 21:51	1
Hexachloroethane	55	U	55	9.9	ug/Kg	☼	12/06/11 08:49	12/08/11 21:51	1
Indeno[1,2,3-cd]pyrene	7.4	U	7.4	3.6	ug/Kg	☼	12/06/11 08:49	12/08/11 21:51	1
Isophorone	55	U	55	14	ug/Kg	☼	12/06/11 08:49	12/08/11 21:51	1
Naphthalene	7.4	U	7.4	3.6	ug/Kg	☼	12/06/11 08:49	12/08/11 21:51	1
Nitrobenzene	110	U	110	2.4	ug/Kg	☼	12/06/11 08:49	12/08/11 21:51	1
N-Nitrosodi-n-propylamine	55	U	55	30	ug/Kg	☼	12/06/11 08:49	12/08/11 21:51	1
N-Nitrosodiphenylamine	55	U	55	23	ug/Kg	☼	12/06/11 08:49	12/08/11 21:51	1
Pentachlorophenol	170	U	170	88	ug/Kg	☼	12/06/11 08:49	12/08/11 21:51	1
Phenol	55	U	55	30	ug/Kg	☼	12/06/11 08:49	12/08/11 21:51	1
Phenanthrene	**15**		7.4	3.6	ug/Kg	☼	12/06/11 08:49	12/08/11 21:51	1
Pyrene	**7.3**	**J**	7.4	3.6	ug/Kg	☼	12/06/11 08:49	12/08/11 21:51	1
3 & 4 Methylphenol	440	U	440	22	ug/Kg	☼	12/06/11 08:49	12/08/11 21:51	1

Surrogate	*%Recovery*	*Qualifier*	*Limits*	*Prepared*	*Analyzed*	*Dil Fac*
2-Fluorobiphenyl (Surr)	*58*		*34 - 110*	*12/06/11 08:49*	*12/08/11 21:51*	*1*
2-Fluorophenol (Surr)	*64*		*26 - 110*	*12/06/11 08:49*	*12/08/11 21:51*	*1*
2,4,6-Tribromophenol (Surr)	*33*		*10 - 118*	*12/06/11 08:49*	*12/08/11 21:51*	*1*
Nitrobenzene-d5 (Surr)	*61*		*24 - 112*	*12/06/11 08:49*	*12/08/11 21:51*	*1*
Phenol-d5 (Surr)	*66*		*28 - 110*	*12/06/11 08:49*	*12/08/11 21:51*	*1*
Terphenyl-d14 (Surr)	*75*		*41 - 119*	*12/06/11 08:49*	*12/08/11 21:51*	*1*

Method: 8082 - Polychlorinated Biphenyls (PCBs) by Gas Chromatography

Analyte	Result	Qualifier	RL	MDL	Unit	D	Prepared	Analyzed	Dil Fac
Aroclor-1016	36	U	36	23	ug/Kg	☼	12/02/11 08:35	12/07/11 11:19	1
Aroclor-1221	36	U	36	18	ug/Kg	☼	12/02/11 08:35	12/07/11 11:19	1
Aroclor-1232	36	U	36	15	ug/Kg	☼	12/02/11 08:35	12/07/11 11:19	1
Aroclor-1242	36	U	36	14	ug/Kg	☼	12/02/11 08:35	12/07/11 11:19	1
Aroclor-1248	36	U	36	19	ug/Kg	☼	12/02/11 08:35	12/07/11 11:19	1
Aroclor-1254	36	U	36	19	ug/Kg	☼	12/02/11 08:35	12/07/11 11:19	1
Aroclor-1260	36	U	36	19	ug/Kg	☼	12/02/11 08:35	12/07/11 11:19	1

Surrogate	*%Recovery*	*Qualifier*	*Limits*	*Prepared*	*Analyzed*	*Dil Fac*
Tetrachloro-m-xylene	*77*		*29 - 151*	*12/02/11 08:35*	*12/07/11 11:19*	*1*
DCB Decachlorobiphenyl	*71*		*14 - 163*	*12/02/11 08:35*	*12/07/11 11:19*	*1*

Method: 6010B - Metals (ICP)

Analyte	Result	Qualifier	RL	MDL	Unit	D	Prepared	Analyzed	Dil Fac
Aluminum	**3600**		21	10	mg/Kg	☼	11/30/11 11:49	12/01/11 21:02	1
Antimony	1.0	U	1.0	0.41	mg/Kg	☼	11/30/11 11:49	12/01/11 21:02	1
Barium	**24**	**B**	21	0.074	mg/Kg	☼	11/30/11 11:49	12/01/11 21:02	1
Beryllium	**0.20**	**J**	0.52	0.045	mg/Kg	☼	11/30/11 11:49	12/01/11 21:02	1
Calcium	**100000**		2600	83	mg/Kg	☼	11/30/11 11:49	12/02/11 13:14	5

Client: Conestoga-Rovers & Associates, Inc.
Project/Site: 17324-T07, RACER Former MTM

TestAmerica Job ID: 240-6309-1

Client Sample ID: S-017324-112811-TP-097
Date Collected: 11/28/11 11:54
Date Received: 11/29/11 10:15

Lab Sample ID: 240-6309-5
Matrix: Solid
Percent Solids: 90.6

Method: 6010B - Metals (ICP) (Continued)

Analyte	Result	Qualifier	RL	MDL	Unit	D	Prepared	Analyzed	Dil Fac
Cadmium	0.11	J	0.21	0.037	mg/Kg	☼	11/30/11 11:49	12/01/11 21:02	1
Cobalt	3.7	J	5.2	0.17	mg/Kg	☼	11/30/11 11:49	12/01/11 21:02	1
Chromium	6.0		0.52	0.21	mg/Kg	☼	11/30/11 11:49	12/01/11 21:02	1
Copper	8.8		2.6	0.77	mg/Kg	☼	11/30/11 11:49	12/01/11 21:02	1
Iron	8200		10	5.1	mg/Kg	☼	11/30/11 11:49	12/01/11 21:02	1
Potassium	750	B	520	6.5	mg/Kg	☼	11/30/11 11:49	12/01/11 21:02	1
Magnesium	42000	B	520	5.3	mg/Kg	☼	11/30/11 11:49	12/01/11 21:02	1
Manganese	230	B	1.6	0.077	mg/Kg	☼	11/30/11 11:49	12/01/11 21:02	1
Silver	0.52	U	0.52	0.10	mg/Kg	☼	11/30/11 11:49	12/01/11 21:02	1
Sodium	93	J	520	69	mg/Kg	☼	11/30/11 11:49	12/01/11 21:02	1
Nickel	10		4.2	0.28	mg/Kg	☼	11/30/11 11:49	12/01/11 21:02	1
Vanadium	10		5.2	0.12	mg/Kg	☼	11/30/11 11:49	12/01/11 21:02	1
Zinc	29		2.1	1.0	mg/Kg	☼	11/30/11 11:49	12/01/11 21:02	1
Arsenic	4.0		1.0	0.31	mg/Kg	☼	11/30/11 11:49	12/01/11 21:02	1
Lead	4.5		0.31	0.20	mg/Kg	☼	11/30/11 11:49	12/01/11 21:02	1
Selenium	0.52	U	0.52	0.47	mg/Kg	☼	11/30/11 11:49	12/01/11 21:02	1
Thallium	1.0	U	1.0	0.57	mg/Kg	☼	11/30/11 11:49	12/01/11 21:02	1

Method: 7471A - Mercury (CVAA)

Analyte	Result	Qualifier	RL	MDL	Unit	D	Prepared	Analyzed	Dil Fac
Mercury	0.097	U	0.097	0.015	mg/Kg	☼	11/30/11 14:20	12/05/11 11:58	1

Client: Conestoga-Rovers & Associates, Inc.
Project/Site: 17324-T07, RACER Former MTM

TestAmerica Job ID: 240-6309-1

Client Sample ID: S-017324-112811-TP-098
Date Collected: 11/28/11 13:00
Date Received: 11/29/11 10:15

Lab Sample ID: 240-6309-6
Matrix: Solid
Percent Solids: 93.9

Method: 8260B - Volatile Organic Compounds (GC/MS)

Analyte	Result	Qualifier	RL	MDL	Unit	D	Prepared	Analyzed	Dil Fac
Acetone	8.7	U	8.7	2.7	ug/Kg	☼	11/29/11 17:05	12/06/11 01:42	1
Benzene	2.2	U	2.2	0.10	ug/Kg	☼	11/29/11 17:05	12/06/11 01:42	1
Dichlorobromomethane	2.2	U	2.2	0.12	ug/Kg	☼	11/29/11 17:05	12/06/11 01:42	1
Bromoform	2.2	U	2.2	0.14	ug/Kg	☼	11/29/11 17:05	12/06/11 01:42	1
Bromomethane	2.2	U	2.2	0.23	ug/Kg	☼	11/29/11 17:05	12/06/11 01:42	1
2-Butanone (MEK)	8.7	U	8.7	0.61	ug/Kg	☼	11/29/11 17:05	12/06/11 01:42	1
Carbon disulfide	2.2	U	2.2	0.19	ug/Kg	☼	11/29/11 17:05	12/06/11 01:42	1
Carbon tetrachloride	2.2	U	2.2	0.16	ug/Kg	☼	11/29/11 17:05	12/06/11 01:42	1
Chlorobenzene	2.2	U	2.2	0.14	ug/Kg	☼	11/29/11 17:05	12/06/11 01:42	1
Chloroethane	2.2	U	2.2	0.37	ug/Kg	☼	11/29/11 17:05	12/06/11 01:42	1
Chloroform	2.2	U	2.2	0.13	ug/Kg	☼	11/29/11 17:05	12/06/11 01:42	1
Chloromethane	2.2	U	2.2	0.18	ug/Kg	☼	11/29/11 17:05	12/06/11 01:42	1
1,1-Dichloroethane	2.2	U	2.2	0.16	ug/Kg	☼	11/29/11 17:05	12/06/11 01:42	1
1,2-Dichloroethane	**0.65**	**J**	2.2	0.15	ug/Kg	☼	11/29/11 17:05	12/06/11 01:42	1
1,1-Dichloroethene	2.2	U	2.2	0.23	ug/Kg	☼	11/29/11 17:05	12/06/11 01:42	1
1,2-Dichloropropane	2.2	U	2.2	0.30	ug/Kg	☼	11/29/11 17:05	12/06/11 01:42	1
cis-1,3-Dichloropropene	2.2	U	2.2	0.15	ug/Kg	☼	11/29/11 17:05	12/06/11 01:42	1
trans-1,3-Dichloropropene	2.2	U	2.2	0.23	ug/Kg	☼	11/29/11 17:05	12/06/11 01:42	1
Ethylbenzene	2.2	U	2.2	0.11	ug/Kg	☼	11/29/11 17:05	12/06/11 01:42	1
2-Hexanone	8.7	U	8.7	0.27	ug/Kg	☼	11/29/11 17:05	12/06/11 01:42	1
Methylene Chloride	2.2	U	2.2	0.29	ug/Kg	☼	11/29/11 17:05	12/06/11 01:42	1
4-Methyl-2-pentanone (MIBK)	8.7	U	8.7	0.23	ug/Kg	☼	11/29/11 17:05	12/06/11 01:42	1
Styrene	2.2	U	2.2	0.065	ug/Kg	☼	11/29/11 17:05	12/06/11 01:42	1
1,1,2,2-Tetrachloroethane	2.2	U	2.2	0.15	ug/Kg	☼	11/29/11 17:05	12/06/11 01:42	1
Tetrachloroethene	2.2	U	2.2	0.23	ug/Kg	☼	11/29/11 17:05	12/06/11 01:42	1
Toluene	**0.32**	**J**	2.2	0.12	ug/Kg	☼	11/29/11 17:05	12/06/11 01:42	1
Trichloroethene	2.2	U	2.2	0.18	ug/Kg	☼	11/29/11 17:05	12/06/11 01:42	1
Vinyl chloride	2.2	U	2.2	0.17	ug/Kg	☼	11/29/11 17:05	12/06/11 01:42	1
Xylenes, Total	4.3	U	4.3	0.29	ug/Kg	☼	11/29/11 17:05	12/06/11 01:42	1
1,1,1-Trichloroethane	2.2	U	2.2	0.24	ug/Kg	☼	11/29/11 17:05	12/06/11 01:42	1
1,1,2-Trichloroethane	2.2	U	2.2	0.17	ug/Kg	☼	11/29/11 17:05	12/06/11 01:42	1
Cyclohexane	4.3	U	4.3	0.14	ug/Kg	☼	11/29/11 17:05	12/06/11 01:42	1
1,2-Dibromo-3-Chloropropane	4.3	U	4.3	0.56	ug/Kg	☼	11/29/11 17:05	12/06/11 01:42	1
Ethylene Dibromide	2.2	U	2.2	0.22	ug/Kg	☼	11/29/11 17:05	12/06/11 01:42	1
Dichlorodifluoromethane	2.2	U	2.2	0.22	ug/Kg	☼	11/29/11 17:05	12/06/11 01:42	1
cis-1,2-Dichloroethene	2.2	U	2.2	0.16	ug/Kg	☼	11/29/11 17:05	12/06/11 01:42	1
trans-1,2-Dichloroethene	2.2	U	2.2	0.18	ug/Kg	☼	11/29/11 17:05	12/06/11 01:42	1
Isopropylbenzene	2.2	U	2.2	0.069	ug/Kg	☼	11/29/11 17:05	12/06/11 01:42	1
Methyl acetate	4.3	U	4.3	0.61	ug/Kg	☼	11/29/11 17:05	12/06/11 01:42	1
Methyl tert-butyl ether	8.7	U	8.7	0.19	ug/Kg	☼	11/29/11 17:05	12/06/11 01:42	1
1,1,2-Trichloro-1,2,2-trifluoroethane	2.2	U	2.2	0.56	ug/Kg	☼	11/29/11 17:05	12/06/11 01:42	1
1,2,4-Trichlorobenzene	2.2	U	2.2	0.12	ug/Kg	☼	11/29/11 17:05	12/06/11 01:42	1
1,2-Dichlorobenzene	2.2	U	2.2	0.16	ug/Kg	☼	11/29/11 17:05	12/06/11 01:42	1
1,3-Dichlorobenzene	2.2	U	2.2	0.15	ug/Kg	☼	11/29/11 17:05	12/06/11 01:42	1
1,4-Dichlorobenzene	2.2	U	2.2	0.29	ug/Kg	☼	11/29/11 17:05	12/06/11 01:42	1
Trichlorofluoromethane	2.2	U	2.2	0.15	ug/Kg	☼	11/29/11 17:05	12/06/11 01:42	1
Chlorodibromomethane	2.2	U	2.2	0.24	ug/Kg	☼	11/29/11 17:05	12/06/11 01:42	1
Methylcyclohexane	4.3	U	4.3	0.13	ug/Kg	☼	11/29/11 17:05	12/06/11 01:42	1

Client: Conestoga-Rovers & Associates, Inc.
Project/Site: 17324-T07, RACER Former MTM

TestAmerica Job ID: 240-6309-1

Client Sample ID: S-017324-112811-TP-098
Date Collected: 11/28/11 13:00
Date Received: 11/29/11 10:15

Lab Sample ID: 240-6309-6
Matrix: Solid
Percent Solids: 93.9

Surrogate	%Recovery	Qualifier	Limits	Prepared	Analyzed	Dil Fac
1,2-Dichloroethane-d4 (Surr)	*94*		*58 - 123*	*11/29/11 17:05*	*12/06/11 01:42*	*1*
4-Bromofluorobenzene (Surr)	*90*		*52 - 136*	*11/29/11 17:05*	*12/06/11 01:42*	*1*
Toluene-d8 (Surr)	*100*		*67 - 125*	*11/29/11 17:05*	*12/06/11 01:42*	*1*
Dibromofluoromethane (Surr)	*97*		*37 - 132*	*11/29/11 17:05*	*12/06/11 01:42*	*1*

Method: 8270C - Semivolatile Organic Compounds (GC/MS)

Analyte	Result	Qualifier	RL	MDL	Unit	D	Prepared	Analyzed	Dil Fac
1,1'-Biphenyl	53	U	53	29	ug/Kg	☼	12/06/11 08:49	12/09/11 13:57	1
2,2'-oxybis[1-chloropropane]	110	U	110	10	ug/Kg	☼	12/06/11 08:49	12/09/11 13:57	1
2,4,5-Trichlorophenol	160	U	160	27	ug/Kg	☼	12/06/11 08:49	12/09/11 13:57	1
2,4,6-Trichlorophenol	160	U	160	85	ug/Kg	☼	12/06/11 08:49	12/09/11 13:57	1
2,4-Dichlorophenol	160	U	160	21	ug/Kg	☼	12/06/11 08:49	12/09/11 13:57	1
2,4-Dimethylphenol	160	U	160	21	ug/Kg	☼	12/06/11 08:49	12/09/11 13:57	1
2,4-Dinitrophenol	350	U	350	85	ug/Kg	☼	12/06/11 08:49	12/09/11 13:57	1
2,4-Dinitrotoluene	210	U	210	29	ug/Kg	☼	12/06/11 08:49	12/09/11 13:57	1
2,6-Dinitrotoluene	210	U	210	22	ug/Kg	☼	12/06/11 08:49	12/09/11 13:57	1
2-Chloronaphthalene	53	U	53	3.5	ug/Kg	☼	12/06/11 08:49	12/09/11 13:57	1
2-Chlorophenol	53	U	53	29	ug/Kg	☼	12/06/11 08:49	12/09/11 13:57	1
2-Methylnaphthalene	7.1	U	7.1	3.5	ug/Kg	☼	12/06/11 08:49	12/09/11 13:57	1
2-Methylphenol	210	U	210	85	ug/Kg	☼	12/06/11 08:49	12/09/11 13:57	1
2-Nitroaniline	210	U	210	9.7	ug/Kg	☼	12/06/11 08:49	12/09/11 13:57	1
2-Nitrophenol	53	U	53	29	ug/Kg	☼	12/06/11 08:49	12/09/11 13:57	1
3,3'-Dichlorobenzidine	110	U *	110	19	ug/Kg	☼	12/06/11 08:49	12/09/11 13:57	1
3-Nitroaniline	210	U	210	17	ug/Kg	☼	12/06/11 08:49	12/09/11 13:57	1
4,6-Dinitro-2-methylphenol	160	U	160	85	ug/Kg	☼	12/06/11 08:49	12/09/11 13:57	1
4-Bromophenyl phenyl ether	53	U	53	14	ug/Kg	☼	12/06/11 08:49	12/09/11 13:57	1
4-Chloro-3-methylphenol	160	U	160	22	ug/Kg	☼	12/06/11 08:49	12/09/11 13:57	1
4-Chloroaniline	160	U	160	18	ug/Kg	☼	12/06/11 08:49	12/09/11 13:57	1
4-Chlorophenyl phenyl ether	53	U	53	14	ug/Kg	☼	12/06/11 08:49	12/09/11 13:57	1
4-Nitroaniline	210	U	210	28	ug/Kg	☼	12/06/11 08:49	12/09/11 13:57	1
4-Nitrophenol	350	U	350	85	ug/Kg	☼	12/06/11 08:49	12/09/11 13:57	1
Acenaphthene	7.1	U	7.1	3.5	ug/Kg	☼	12/06/11 08:49	12/09/11 13:57	1
Acenaphthylene	7.1	U	7.1	3.5	ug/Kg	☼	12/06/11 08:49	12/09/11 13:57	1
Acetophenone	110	U	110	9.8	ug/Kg	☼	12/06/11 08:49	12/09/11 13:57	1
Anthracene	7.1	U	7.1	3.5	ug/Kg	☼	12/06/11 08:49	12/09/11 13:57	1
Atrazine	210	U	210	9.7	ug/Kg	☼	12/06/11 08:49	12/09/11 13:57	1
Benzaldehyde	110	U	110	13	ug/Kg	☼	12/06/11 08:49	12/09/11 13:57	1
Benzo[a]anthracene	7.1	U	7.1	3.5	ug/Kg	☼	12/06/11 08:49	12/09/11 13:57	1
Benzo[a]pyrene	7.1	U	7.1	3.5	ug/Kg	☼	12/06/11 08:49	12/09/11 13:57	1
Benzo[b]fluoranthene	7.1	U	7.1	3.5	ug/Kg	☼	12/06/11 08:49	12/09/11 13:57	1
Benzo[g,h,i]perylene	7.1	U	7.1	3.5	ug/Kg	☼	12/06/11 08:49	12/09/11 13:57	1
Benzo[k]fluoranthene	7.1	U	7.1	3.5	ug/Kg	☼	12/06/11 08:49	12/09/11 13:57	1
Bis(2-chloroethoxy)methane	110	U	110	23	ug/Kg	☼	12/06/11 08:49	12/09/11 13:57	1
Bis(2-chloroethyl)ether	110	U	110	2.1	ug/Kg	☼	12/06/11 08:49	12/09/11 13:57	1
Bis(2-ethylhexyl) phthalate	53	U	53	20	ug/Kg	☼	12/06/11 08:49	12/09/11 13:57	1
Butyl benzyl phthalate	53	U	53	11	ug/Kg	☼	12/06/11 08:49	12/09/11 13:57	1
Caprolactam	350	U	350	39	ug/Kg	☼	12/06/11 08:49	12/09/11 13:57	1
Carbazole	53	U	53	29	ug/Kg	☼	12/06/11 08:49	12/09/11 13:57	1
Chrysene	7.1	U	7.1	1.2	ug/Kg	☼	12/06/11 08:49	12/09/11 13:57	1
Dibenz(a,h)anthracene	7.1	U	7.1	3.5	ug/Kg	☼	12/06/11 08:49	12/09/11 13:57	1
Dibenzofuran	53	U	53	3.5	ug/Kg	☼	12/06/11 08:49	12/09/11 13:57	1

Client Sample ID: S-017324-112811-TP-098
Date Collected: 11/28/11 13:00
Date Received: 11/29/11 10:15

Lab Sample ID: 240-6309-6
Matrix: Solid
Percent Solids: 93.9

Method: 8270C - Semivolatile Organic Compounds (GC/MS) (Continued)

Analyte	Result	Qualifier	RL	MDL	Unit	D	Prepared	Analyzed	Dil Fac
Diethyl phthalate	53	U	53	17	ug/Kg	☼	12/06/11 08:49	12/09/11 13:57	1
Dimethyl phthalate	53	U	53	18	ug/Kg	☼	12/06/11 08:49	12/09/11 13:57	1
Di-n-butyl phthalate	53	U	53	16	ug/Kg	☼	12/06/11 08:49	12/09/11 13:57	1
Di-n-octyl phthalate	53	U	53	29	ug/Kg	☼	12/06/11 08:49	12/09/11 13:57	1
Fluoranthene	7.1	U	7.1	3.5	ug/Kg	☼	12/06/11 08:49	12/09/11 13:57	1
Fluorene	7.1	U	7.1	3.5	ug/Kg	☼	12/06/11 08:49	12/09/11 13:57	1
Hexachlorobenzene	7.1	U	7.1	2.2	ug/Kg	☼	12/06/11 08:49	12/09/11 13:57	1
Hexachlorobutadiene	53	U	53	29	ug/Kg	☼	12/06/11 08:49	12/09/11 13:57	1
Hexachlorocyclopentadiene	350	U	350	29	ug/Kg	☼	12/06/11 08:49	12/09/11 13:57	1
Hexachloroethane	53	U	53	9.6	ug/Kg	☼	12/06/11 08:49	12/09/11 13:57	1
Indeno[1,2,3-cd]pyrene	7.1	U	7.1	3.5	ug/Kg	☼	12/06/11 08:49	12/09/11 13:57	1
Isophorone	53	U	53	14	ug/Kg	☼	12/06/11 08:49	12/09/11 13:57	1
Naphthalene	7.1	U	7.1	3.5	ug/Kg	☼	12/06/11 08:49	12/09/11 13:57	1
Nitrobenzene	110	U	110	2.3	ug/Kg	☼	12/06/11 08:49	12/09/11 13:57	1
N-Nitrosodi-n-propylamine	53	U	53	29	ug/Kg	☼	12/06/11 08:49	12/09/11 13:57	1
N-Nitrosodiphenylamine	53	U	53	22	ug/Kg	☼	12/06/11 08:49	12/09/11 13:57	1
Pentachlorophenol	160	U	160	85	ug/Kg	☼	12/06/11 08:49	12/09/11 13:57	1
Phenol	53	U	53	29	ug/Kg	☼	12/06/11 08:49	12/09/11 13:57	1
Phenanthrene	7.1	U	7.1	3.5	ug/Kg	☼	12/06/11 08:49	12/09/11 13:57	1
Pyrene	7.1	U	7.1	3.5	ug/Kg	☼	12/06/11 08:49	12/09/11 13:57	1
3 & 4 Methylphenol	430	U	430	21	ug/Kg	☼	12/06/11 08:49	12/09/11 13:57	1

Surrogate	*%Recovery*	*Qualifier*	*Limits*	*Prepared*	*Analyzed*	*Dil Fac*
2-Fluorobiphenyl (Surr)	*52*		*34 - 110*	*12/06/11 08:49*	*12/09/11 13:57*	*1*
2-Fluorophenol (Surr)	*57*		*26 - 110*	*12/06/11 08:49*	*12/09/11 13:57*	*1*
2,4,6-Tribromophenol (Surr)	*35*		*10 - 118*	*12/06/11 08:49*	*12/09/11 13:57*	*1*
Nitrobenzene-d5 (Surr)	*52*		*24 - 112*	*12/06/11 08:49*	*12/09/11 13:57*	*1*
Phenol-d5 (Surr)	*59*		*28 - 110*	*12/06/11 08:49*	*12/09/11 13:57*	*1*
Terphenyl-d14 (Surr)	*69*		*41 - 119*	*12/06/11 08:49*	*12/09/11 13:57*	*1*

Method: 8082 - Polychlorinated Biphenyls (PCBs) by Gas Chromatography

Analyte	Result	Qualifier	RL	MDL	Unit	D	Prepared	Analyzed	Dil Fac
Aroclor-1016	35	U	35	22	ug/Kg	☼	12/02/11 08:35	12/07/11 11:32	1
Aroclor-1221	35	U	35	17	ug/Kg	☼	12/02/11 08:35	12/07/11 11:32	1
Aroclor-1232	35	U	35	15	ug/Kg	☼	12/02/11 08:35	12/07/11 11:32	1
Aroclor-1242	35	U	35	14	ug/Kg	☼	12/02/11 08:35	12/07/11 11:32	1
Aroclor-1248	35	U	35	18	ug/Kg	☼	12/02/11 08:35	12/07/11 11:32	1
Aroclor-1254	35	U	35	18	ug/Kg	☼	12/02/11 08:35	12/07/11 11:32	1
Aroclor-1260	35	U	35	18	ug/Kg	☼	12/02/11 08:35	12/07/11 11:32	1

Surrogate	*%Recovery*	*Qualifier*	*Limits*	*Prepared*	*Analyzed*	*Dil Fac*
Tetrachloro-m-xylene	*81*		*29 - 151*	*12/02/11 08:35*	*12/07/11 11:32*	*1*
DCB Decachlorobiphenyl	*74*		*14 - 163*	*12/02/11 08:35*	*12/07/11 11:32*	*1*

Method: 6010B - Metals (ICP)

Analyte	Result	Qualifier	RL	MDL	Unit	D	Prepared	Analyzed	Dil Fac
Aluminum	**2200**		19	9.0	mg/Kg	☼	11/30/11 11:49	12/01/11 21:19	1
Antimony	0.94	U	0.94	0.37	mg/Kg	☼	11/30/11 11:49	12/01/11 21:19	1
Barium	**14**	**J B**	19	0.067	mg/Kg	☼	11/30/11 11:49	12/01/11 21:19	1
Beryllium	**0.17**	**J**	0.47	0.041	mg/Kg	☼	11/30/11 11:49	12/01/11 21:19	1
Calcium	**110000**		2400	75	mg/Kg	☼	11/30/11 11:49	12/02/11 13:25	5

Client: Conestoga-Rovers & Associates, Inc.
Project/Site: 17324-T07, RACER Former MTM

TestAmerica Job ID: 240-6309-1

Client Sample ID: S-017324-112811-TP-098
Date Collected: 11/28/11 13:00
Date Received: 11/29/11 10:15

Lab Sample ID: 240-6309-6
Matrix: Solid
Percent Solids: 93.9

Method: 6010B - Metals (ICP) (Continued)

Analyte	Result	Qualifier	RL	MDL	Unit	D	Prepared	Analyzed	Dil Fac
Cadmium	0.15	J	0.19	0.034	mg/Kg	☼	11/30/11 11:49	12/01/11 21:19	1
Cobalt	3.2	J	4.7	0.15	mg/Kg	☼	11/30/11 11:49	12/01/11 21:19	1
Chromium	4.6		0.47	0.19	mg/Kg	☼	11/30/11 11:49	12/01/11 21:19	1
Copper	11		2.4	0.70	mg/Kg	☼	11/30/11 11:49	12/01/11 21:19	1
Iron	7600		9.4	4.6	mg/Kg	☼	11/30/11 11:49	12/01/11 21:19	1
Potassium	400	J B	470	5.8	mg/Kg	☼	11/30/11 11:49	12/01/11 21:19	1
Magnesium	37000	B	470	4.8	mg/Kg	☼	11/30/11 11:49	12/01/11 21:19	1
Manganese	260	B	1.4	0.070	mg/Kg	☼	11/30/11 11:49	12/01/11 21:19	1
Silver	0.47	U	0.47	0.094	mg/Kg	☼	11/30/11 11:49	12/01/11 21:19	1
Sodium	120	J	470	62	mg/Kg	☼	11/30/11 11:49	12/01/11 21:19	1
Nickel	10		3.8	0.25	mg/Kg	☼	11/30/11 11:49	12/01/11 21:19	1
Vanadium	9.6		4.7	0.11	mg/Kg	☼	11/30/11 11:49	12/01/11 21:19	1
Zinc	33		1.9	0.94	mg/Kg	☼	11/30/11 11:49	12/01/11 21:19	1
Arsenic	6.9		0.94	0.28	mg/Kg	☼	11/30/11 11:49	12/01/11 21:19	1
Lead	4.9		0.28	0.18	mg/Kg	☼	11/30/11 11:49	12/01/11 21:19	1
Selenium	0.47	U	0.47	0.42	mg/Kg	☼	11/30/11 11:49	12/02/11 13:19	1
Thallium	0.94	U	0.94	0.52	mg/Kg	☼	11/30/11 11:49	12/01/11 21:19	1

Method: 7471A - Mercury (CVAA)

Analyte	Result	Qualifier	RL	MDL	Unit	D	Prepared	Analyzed	Dil Fac
Mercury	0.025	J	0.10	0.015	mg/Kg	☼	11/30/11 14:20	12/05/11 12:00	1

Client: Conestoga-Rovers & Associates, Inc.
Project/Site: 17324-T07, RACER Former MTM

TestAmerica Job ID: 240-6309-1

Client Sample ID: S-017324-112811-TP-099
Date Collected: 11/28/11 13:35
Date Received: 11/29/11 10:15

Lab Sample ID: 240-6309-7
Matrix: Solid
Percent Solids: 95.1

Method: 8260B - Volatile Organic Compounds (GC/MS)

Analyte	Result	Qualifier	RL	MDL	Unit	D	Prepared	Analyzed	Dil Fac
Acetone	11	U	11	3.3	ug/Kg	☼	11/29/11 17:05	12/06/11 02:04	1
Benzene	2.7	U	2.7	0.12	ug/Kg	☼	11/29/11 17:05	12/06/11 02:04	1
Dichlorobromomethane	2.7	U	2.7	0.15	ug/Kg	☼	11/29/11 17:05	12/06/11 02:04	1
Bromoform	2.7	U	2.7	0.18	ug/Kg	☼	11/29/11 17:05	12/06/11 02:04	1
Bromomethane	2.7	U	2.7	0.29	ug/Kg	☼	11/29/11 17:05	12/06/11 02:04	1
2-Butanone (MEK)	11	U	11	0.74	ug/Kg	☼	11/29/11 17:05	12/06/11 02:04	1
Carbon disulfide	2.7	U	2.7	0.23	ug/Kg	☼	11/29/11 17:05	12/06/11 02:04	1
Carbon tetrachloride	2.7	U	2.7	0.20	ug/Kg	☼	11/29/11 17:05	12/06/11 02:04	1
Chlorobenzene	2.7	U	2.7	0.18	ug/Kg	☼	11/29/11 17:05	12/06/11 02:04	1
Chloroethane	2.7	U	2.7	0.46	ug/Kg	☼	11/29/11 17:05	12/06/11 02:04	1
Chloroform	2.7	U	2.7	0.15	ug/Kg	☼	11/29/11 17:05	12/06/11 02:04	1
Chloromethane	2.7	U	2.7	0.22	ug/Kg	☼	11/29/11 17:05	12/06/11 02:04	1
1,1-Dichloroethane	2.7	U	2.7	0.19	ug/Kg	☼	11/29/11 17:05	12/06/11 02:04	1
1,2-Dichloroethane	**0.69**	**J**	2.7	0.18	ug/Kg	☼	11/29/11 17:05	12/06/11 02:04	1
1,1-Dichloroethene	2.7	U	2.7	0.28	ug/Kg	☼	11/29/11 17:05	12/06/11 02:04	1
1,2-Dichloropropane	2.7	U	2.7	0.37	ug/Kg	☼	11/29/11 17:05	12/06/11 02:04	1
cis-1,3-Dichloropropene	2.7	U	2.7	0.18	ug/Kg	☼	11/29/11 17:05	12/06/11 02:04	1
trans-1,3-Dichloropropene	2.7	U	2.7	0.29	ug/Kg	☼	11/29/11 17:05	12/06/11 02:04	1
Ethylbenzene	2.7	U	2.7	0.14	ug/Kg	☼	11/29/11 17:05	12/06/11 02:04	1
2-Hexanone	11	U	11	0.33	ug/Kg	☼	11/29/11 17:05	12/06/11 02:04	1
Methylene Chloride	2.7	U	2.7	0.36	ug/Kg	☼	11/29/11 17:05	12/06/11 02:04	1
4-Methyl-2-pentanone (MIBK)	11	U	11	0.29	ug/Kg	☼	11/29/11 17:05	12/06/11 02:04	1
Styrene	2.7	U	2.7	0.080	ug/Kg	☼	11/29/11 17:05	12/06/11 02:04	1
1,1,2,2-Tetrachloroethane	2.7	U	2.7	0.18	ug/Kg	☼	11/29/11 17:05	12/06/11 02:04	1
Tetrachloroethene	2.7	U	2.7	0.28	ug/Kg	☼	11/29/11 17:05	12/06/11 02:04	1
Toluene	**0.44**	**J**	2.7	0.14	ug/Kg	☼	11/29/11 17:05	12/06/11 02:04	1
Trichloroethene	2.7	U	2.7	0.22	ug/Kg	☼	11/29/11 17:05	12/06/11 02:04	1
Vinyl chloride	2.7	U	2.7	0.21	ug/Kg	☼	11/29/11 17:05	12/06/11 02:04	1
Xylenes, Total	5.3	U	5.3	0.36	ug/Kg	☼	11/29/11 17:05	12/06/11 02:04	1
1,1,1-Trichloroethane	2.7	U	2.7	0.30	ug/Kg	☼	11/29/11 17:05	12/06/11 02:04	1
1,1,2-Trichloroethane	2.7	U	2.7	0.21	ug/Kg	☼	11/29/11 17:05	12/06/11 02:04	1
Cyclohexane	5.3	U	5.3	0.18	ug/Kg	☼	11/29/11 17:05	12/06/11 02:04	1
1,2-Dibromo-3-Chloropropane	5.3	U	5.3	0.69	ug/Kg	☼	11/29/11 17:05	12/06/11 02:04	1
Ethylene Dibromide	2.7	U	2.7	0.27	ug/Kg	☼	11/29/11 17:05	12/06/11 02:04	1
Dichlorodifluoromethane	2.7	U	2.7	0.27	ug/Kg	☼	11/29/11 17:05	12/06/11 02:04	1
cis-1,2-Dichloroethene	2.7	U	2.7	0.19	ug/Kg	☼	11/29/11 17:05	12/06/11 02:04	1
trans-1,2-Dichloroethene	2.7	U	2.7	0.22	ug/Kg	☼	11/29/11 17:05	12/06/11 02:04	1
Isopropylbenzene	2.7	U	2.7	0.085	ug/Kg	☼	11/29/11 17:05	12/06/11 02:04	1
Methyl acetate	5.3	U	5.3	0.74	ug/Kg	☼	11/29/11 17:05	12/06/11 02:04	1
Methyl tert-butyl ether	11	U	11	0.23	ug/Kg	☼	11/29/11 17:05	12/06/11 02:04	1
1,1,2-Trichloro-1,2,2-trifluoroethane	2.7	U	2.7	0.69	ug/Kg	☼	11/29/11 17:05	12/06/11 02:04	1
1,2,4-Trichlorobenzene	2.7	U	2.7	0.14	ug/Kg	☼	11/29/11 17:05	12/06/11 02:04	1
1,2-Dichlorobenzene	2.7	U	2.7	0.19	ug/Kg	☼	11/29/11 17:05	12/06/11 02:04	1
1,3-Dichlorobenzene	2.7	U	2.7	0.19	ug/Kg	☼	11/29/11 17:05	12/06/11 02:04	1
1,4-Dichlorobenzene	2.7	U	2.7	0.35	ug/Kg	☼	11/29/11 17:05	12/06/11 02:04	1
Trichlorofluoromethane	2.7	U	2.7	0.18	ug/Kg	☼	11/29/11 17:05	12/06/11 02:04	1
Chlorodibromomethane	2.7	U	2.7	0.29	ug/Kg	☼	11/29/11 17:05	12/06/11 02:04	1
Methylcyclohexane	5.3	U	5.3	0.16	ug/Kg	☼	11/29/11 17:05	12/06/11 02:04	1

Client: Conestoga-Rovers & Associates, Inc.
Project/Site: 17324-T07, RACER Former MTM

TestAmerica Job ID: 240-6309-1

Client Sample ID: S-017324-112811-TP-099
Date Collected: 11/28/11 13:35
Date Received: 11/29/11 10:15

Lab Sample ID: 240-6309-7
Matrix: Solid
Percent Solids: 95.1

Surrogate	*%Recovery*	*Qualifier*	*Limits*	*Prepared*	*Analyzed*	*Dil Fac*
1,2-Dichloroethane-d4 (Surr)	*93*		*58 - 123*	*11/29/11 17:05*	*12/06/11 02:04*	*1*
4-Bromofluorobenzene (Surr)	*92*		*52 - 136*	*11/29/11 17:05*	*12/06/11 02:04*	*1*
Toluene-d8 (Surr)	*103*		*67 - 125*	*11/29/11 17:05*	*12/06/11 02:04*	*1*
Dibromofluoromethane (Surr)	*98*		*37 - 132*	*11/29/11 17:05*	*12/06/11 02:04*	*1*

Method: 8270C - Semivolatile Organic Compounds (GC/MS)

Analyte	Result	Qualifier	RL	MDL	Unit	D	Prepared	Analyzed	Dil Fac
1,1'-Biphenyl	53	U	53	28	ug/Kg	☼	12/06/11 08:49	12/08/11 20:56	1
2,2'-oxybis[1-chloropropane]	110	U	110	10	ug/Kg	☼	12/06/11 08:49	12/08/11 20:56	1
2,4,5-Trichlorophenol	160	U	160	26	ug/Kg	☼	12/06/11 08:49	12/08/11 20:56	1
2,4,6-Trichlorophenol	160	U	160	84	ug/Kg	☼	12/06/11 08:49	12/08/11 20:56	1
2,4-Dichlorophenol	160	U	160	21	ug/Kg	☼	12/06/11 08:49	12/08/11 20:56	1
2,4-Dimethylphenol	160	U	160	21	ug/Kg	☼	12/06/11 08:49	12/08/11 20:56	1
2,4-Dinitrophenol	350	U	350	84	ug/Kg	☼	12/06/11 08:49	12/08/11 20:56	1
2,4-Dinitrotoluene	210	U	210	28	ug/Kg	☼	12/06/11 08:49	12/08/11 20:56	1
2,6-Dinitrotoluene	210	U	210	22	ug/Kg	☼	12/06/11 08:49	12/08/11 20:56	1
2-Chloronaphthalene	53	U	53	3.5	ug/Kg	☼	12/06/11 08:49	12/08/11 20:56	1
2-Chlorophenol	53	U	53	28	ug/Kg	☼	12/06/11 08:49	12/08/11 20:56	1
2-Methylnaphthalene	7.0	U	7.0	3.5	ug/Kg	☼	12/06/11 08:49	12/08/11 20:56	1
2-Methylphenol	210	U	210	84	ug/Kg	☼	12/06/11 08:49	12/08/11 20:56	1
2-Nitroaniline	210	U	210	9.6	ug/Kg	☼	12/06/11 08:49	12/08/11 20:56	1
2-Nitrophenol	53	U	53	28	ug/Kg	☼	12/06/11 08:49	12/08/11 20:56	1
3,3'-Dichlorobenzidine	110	U *	110	19	ug/Kg	☼	12/06/11 08:49	12/08/11 20:56	1
3-Nitroaniline	210	U	210	17	ug/Kg	☼	12/06/11 08:49	12/08/11 20:56	1
4,6-Dinitro-2-methylphenol	160	U	160	84	ug/Kg	☼	12/06/11 08:49	12/08/11 20:56	1
4-Bromophenyl phenyl ether	53	U	53	14	ug/Kg	☼	12/06/11 08:49	12/08/11 20:56	1
4-Chloro-3-methylphenol	160	U	160	22	ug/Kg	☼	12/06/11 08:49	12/08/11 20:56	1
4-Chloroaniline	160	U	160	18	ug/Kg	☼	12/06/11 08:49	12/08/11 20:56	1
4-Chlorophenyl phenyl ether	53	U	53	14	ug/Kg	☼	12/06/11 08:49	12/08/11 20:56	1
4-Nitroaniline	210	U	210	27	ug/Kg	☼	12/06/11 08:49	12/08/11 20:56	1
4-Nitrophenol	350	U	350	84	ug/Kg	☼	12/06/11 08:49	12/08/11 20:56	1
Acenaphthene	7.0	U	7.0	3.5	ug/Kg	☼	12/06/11 08:49	12/08/11 20:56	1
Acenaphthylene	7.0	U	7.0	3.5	ug/Kg	☼	12/06/11 08:49	12/08/11 20:56	1
Acetophenone	110	U	110	9.7	ug/Kg	☼	12/06/11 08:49	12/08/11 20:56	1
Anthracene	7.0	U	7.0	3.5	ug/Kg	☼	12/06/11 08:49	12/08/11 20:56	1
Atrazine	210	U	210	9.6	ug/Kg	☼	12/06/11 08:49	12/08/11 20:56	1
Benzaldehyde	110	U	110	13	ug/Kg	☼	12/06/11 08:49	12/08/11 20:56	1
Benzo[a]anthracene	7.0	U	7.0	3.5	ug/Kg	☼	12/06/11 08:49	12/08/11 20:56	1
Benzo[a]pyrene	7.0	U	7.0	3.5	ug/Kg	☼	12/06/11 08:49	12/08/11 20:56	1
Benzo[b]fluoranthene	7.0	U	7.0	3.5	ug/Kg	☼	12/06/11 08:49	12/08/11 20:56	1
Benzo[g,h,i]perylene	7.0	U	7.0	3.5	ug/Kg	☼	12/06/11 08:49	12/08/11 20:56	1
Benzo[k]fluoranthene	7.0	U	7.0	3.5	ug/Kg	☼	12/06/11 08:49	12/08/11 20:56	1
Bis(2-chloroethoxy)methane	110	U	110	23	ug/Kg	☼	12/06/11 08:49	12/08/11 20:56	1
Bis(2-chloroethyl)ether	110	U	110	2.1	ug/Kg	☼	12/06/11 08:49	12/08/11 20:56	1
Bis(2-ethylhexyl) phthalate	**24**	**J**	53	20	ug/Kg	☼	12/06/11 08:49	12/08/11 20:56	1
Butyl benzyl phthalate	53	U	53	11	ug/Kg	☼	12/06/11 08:49	12/08/11 20:56	1
Caprolactam	350	U	350	39	ug/Kg	☼	12/06/11 08:49	12/08/11 20:56	1
Carbazole	53	U	53	28	ug/Kg	☼	12/06/11 08:49	12/08/11 20:56	1
Chrysene	7.0	U	7.0	1.2	ug/Kg	☼	12/06/11 08:49	12/08/11 20:56	1
Dibenz(a,h)anthracene	7.0	U	7.0	3.5	ug/Kg	☼	12/06/11 08:49	12/08/11 20:56	1
Dibenzofuran	53	U	53	3.5	ug/Kg	☼	12/06/11 08:49	12/08/11 20:56	1

Client Sample ID: S-017324-112811-TP-099
Date Collected: 11/28/11 13:35
Date Received: 11/29/11 10:15

Lab Sample ID: 240-6309-7
Matrix: Solid
Percent Solids: 95.1

Method: 8270C - Semivolatile Organic Compounds (GC/MS) (Continued)

Analyte	Result	Qualifier	RL	MDL	Unit	D	Prepared	Analyzed	Dil Fac
Diethyl phthalate	53	U	53	17	ug/Kg	☼	12/06/11 08:49	12/08/11 20:56	1
Dimethyl phthalate	53	U	53	18	ug/Kg	☼	12/06/11 08:49	12/08/11 20:56	1
Di-n-butyl phthalate	53	U	53	16	ug/Kg	☼	12/06/11 08:49	12/08/11 20:56	1
Di-n-octyl phthalate	53	U	53	28	ug/Kg	☼	12/06/11 08:49	12/08/11 20:56	1
Fluoranthene	7.0	U	7.0	3.5	ug/Kg	☼	12/06/11 08:49	12/08/11 20:56	1
Fluorene	7.0	U	7.0	3.5	ug/Kg	☼	12/06/11 08:49	12/08/11 20:56	1
Hexachlorobenzene	7.0	U	7.0	2.2	ug/Kg	☼	12/06/11 08:49	12/08/11 20:56	1
Hexachlorobutadiene	53	U	53	28	ug/Kg	☼	12/06/11 08:49	12/08/11 20:56	1
Hexachlorocyclopentadiene	350	U	350	28	ug/Kg	☼	12/06/11 08:49	12/08/11 20:56	1
Hexachloroethane	53	U	53	9.5	ug/Kg	☼	12/06/11 08:49	12/08/11 20:56	1
Indeno[1,2,3-cd]pyrene	7.0	U	7.0	3.5	ug/Kg	☼	12/06/11 08:49	12/08/11 20:56	1
Isophorone	53	U	53	14	ug/Kg	☼	12/06/11 08:49	12/08/11 20:56	1
Naphthalene	7.0	U	7.0	3.5	ug/Kg	☼	12/06/11 08:49	12/08/11 20:56	1
Nitrobenzene	110	U	110	2.3	ug/Kg	☼	12/06/11 08:49	12/08/11 20:56	1
N-Nitrosodi-n-propylamine	53	U	53	28	ug/Kg	☼	12/06/11 08:49	12/08/11 20:56	1
N-Nitrosodiphenylamine	53	U	53	22	ug/Kg	☼	12/06/11 08:49	12/08/11 20:56	1
Pentachlorophenol	160	U	160	84	ug/Kg	☼	12/06/11 08:49	12/08/11 20:56	1
Phenol	53	U	53	28	ug/Kg	☼	12/06/11 08:49	12/08/11 20:56	1
Phenanthrene	7.0	U	7.0	3.5	ug/Kg	☼	12/06/11 08:49	12/08/11 20:56	1
Pyrene	7.0	U	7.0	3.5	ug/Kg	☼	12/06/11 08:49	12/08/11 20:56	1
3 & 4 Methylphenol	420	U	420	21	ug/Kg	☼	12/06/11 08:49	12/08/11 20:56	1

Surrogate	*%Recovery*	*Qualifier*	*Limits*	*Prepared*	*Analyzed*	*Dil Fac*
2-Fluorobiphenyl (Surr)	*53*		*34 - 110*	*12/06/11 08:49*	*12/08/11 20:56*	*1*
2-Fluorophenol (Surr)	*56*		*26 - 110*	*12/06/11 08:49*	*12/08/11 20:56*	*1*
2,4,6-Tribromophenol (Surr)	*28*		*10 - 118*	*12/06/11 08:49*	*12/08/11 20:56*	*1*
Nitrobenzene-d5 (Surr)	*54*		*24 - 112*	*12/06/11 08:49*	*12/08/11 20:56*	*1*
Phenol-d5 (Surr)	*58*		*28 - 110*	*12/06/11 08:49*	*12/08/11 20:56*	*1*
Terphenyl-d14 (Surr)	*70*		*41 - 119*	*12/06/11 08:49*	*12/08/11 20:56*	*1*

Method: 8082 - Polychlorinated Biphenyls (PCBs) by Gas Chromatography

Analyte	Result	Qualifier	RL	MDL	Unit	D	Prepared	Analyzed	Dil Fac
Aroclor-1016	35	U	35	22	ug/Kg	☼	12/02/11 08:35	12/07/11 11:46	1
Aroclor-1221	35	U	35	17	ug/Kg	☼	12/02/11 08:35	12/07/11 11:46	1
Aroclor-1232	35	U	35	15	ug/Kg	☼	12/02/11 08:35	12/07/11 11:46	1
Aroclor-1242	35	U	35	14	ug/Kg	☼	12/02/11 08:35	12/07/11 11:46	1
Aroclor-1248	**21**	**J**	35	18	ug/Kg	☼	12/02/11 08:35	12/07/11 11:46	1
Aroclor-1254	35	U	35	18	ug/Kg	☼	12/02/11 08:35	12/07/11 11:46	1
Aroclor-1260	35	U	35	18	ug/Kg	☼	12/02/11 08:35	12/07/11 11:46	1

Surrogate	*%Recovery*	*Qualifier*	*Limits*	*Prepared*	*Analyzed*	*Dil Fac*
Tetrachloro-m-xylene	*88*		*29 - 151*	*12/02/11 08:35*	*12/07/11 11:46*	*1*
DCB Decachlorobiphenyl	*73*		*14 - 163*	*12/02/11 08:35*	*12/07/11 11:46*	*1*

Method: 6010B - Metals (ICP)

Analyte	Result	Qualifier	RL	MDL	Unit	D	Prepared	Analyzed	Dil Fac
Aluminum	**2000**		19	9.2	mg/Kg	☼	11/30/11 11:49	12/01/11 20:16	1
Antimony	0.96	U	0.96	0.37	mg/Kg	☼	11/30/11 11:49	12/01/11 20:16	1
Barium	**13**	**J B**	19	0.068	mg/Kg	☼	11/30/11 11:49	12/01/11 20:16	1
Beryllium	**0.17**	**J**	0.48	0.041	mg/Kg	☼	11/30/11 11:49	12/01/11 20:16	1
Calcium	**110000**		2400	76	mg/Kg	☼	11/30/11 11:49	12/02/11 12:23	5

Client: Conestoga-Rovers & Associates, Inc.
Project/Site: 17324-T07, RACER Former MTM

TestAmerica Job ID: 240-6309-1

Client Sample ID: S-017324-112811-TP-099
Date Collected: 11/28/11 13:35
Date Received: 11/29/11 10:15

Lab Sample ID: 240-6309-7
Matrix: Solid
Percent Solids: 95.1

Method: 6010B - Metals (ICP) (Continued)

Analyte	Result	Qualifier	RL	MDL	Unit	D	Prepared	Analyzed	Dil Fac
Cadmium	0.083	J	0.19	0.034	mg/Kg	☼	11/30/11 11:49	12/01/11 20:16	1
Cobalt	3.0	J	4.8	0.15	mg/Kg	☼	11/30/11 11:49	12/01/11 20:16	1
Chromium	4.8		0.48	0.19	mg/Kg	☼	11/30/11 11:49	12/01/11 20:16	1
Copper	9.3		2.4	0.71	mg/Kg	☼	11/30/11 11:49	12/01/11 20:16	1
Iron	8000		9.6	4.7	mg/Kg	☼	11/30/11 11:49	12/01/11 20:16	1
Potassium	760	B	480	5.9	mg/Kg	☼	11/30/11 11:49	12/01/11 20:16	1
Magnesium	35000	B	480	4.9	mg/Kg	☼	11/30/11 11:49	12/01/11 20:16	1
Manganese	190	B	1.4	0.071	mg/Kg	☼	11/30/11 11:49	12/01/11 20:16	1
Silver	0.48	U	0.48	0.096	mg/Kg	☼	11/30/11 11:49	12/01/11 20:16	1
Sodium	93	J	480	63	mg/Kg	☼	11/30/11 11:49	12/01/11 20:16	1
Nickel	8.9		3.8	0.26	mg/Kg	☼	11/30/11 11:49	12/01/11 20:16	1
Vanadium	6.7		4.8	0.11	mg/Kg	☼	11/30/11 11:49	12/01/11 20:16	1
Zinc	27		1.9	0.96	mg/Kg	☼	11/30/11 11:49	12/01/11 20:16	1
Arsenic	4.4		0.96	0.29	mg/Kg	☼	11/30/11 11:49	12/01/11 20:16	1
Lead	4.8		0.29	0.18	mg/Kg	☼	11/30/11 11:49	12/01/11 20:16	1
Selenium	0.48	U	0.48	0.43	mg/Kg	☼	11/30/11 11:49	12/01/11 20:16	1
Thallium	0.96	U	0.96	0.53	mg/Kg	☼	11/30/11 11:49	12/01/11 20:16	1

Method: 7471A - Mercury (CVAA)

Analyte	Result	Qualifier	RL	MDL	Unit	D	Prepared	Analyzed	Dil Fac
Mercury	0.10	U	0.10	0.015	mg/Kg	☼	11/30/11 14:20	12/05/11 11:47	1

Client: Conestoga-Rovers & Associates, Inc.
Project/Site: 17324-T07, RACER Former MTM

TestAmerica Job ID: 240-6309-1

Client Sample ID: S-017324-112811-TP-100
Date Collected: 11/28/11 13:50
Date Received: 11/29/11 10:15

Lab Sample ID: 240-6309-8
Matrix: Solid
Percent Solids: 92.9

Method: 8260B - Volatile Organic Compounds (GC/MS)

Analyte	Result	Qualifier	RL	MDL	Unit	D	Prepared	Analyzed	Dil Fac
Acetone	7.7	U	7.7	2.4	ug/Kg	☼	11/29/11 17:05	12/06/11 03:08	1
Benzene	1.9	U	1.9	0.088	ug/Kg	☼	11/29/11 17:05	12/06/11 03:08	1
Dichlorobromomethane	1.9	U	1.9	0.11	ug/Kg	☼	11/29/11 17:05	12/06/11 03:08	1
Bromoform	1.9	U	1.9	0.13	ug/Kg	☼	11/29/11 17:05	12/06/11 03:08	1
Bromomethane	1.9	U	1.9	0.21	ug/Kg	☼	11/29/11 17:05	12/06/11 03:08	1
2-Butanone (MEK)	7.7	U	7.7	0.54	ug/Kg	☼	11/29/11 17:05	12/06/11 03:08	1
Carbon disulfide	1.9	U	1.9	0.17	ug/Kg	☼	11/29/11 17:05	12/06/11 03:08	1
Carbon tetrachloride	1.9	U	1.9	0.14	ug/Kg	☼	11/29/11 17:05	12/06/11 03:08	1
Chlorobenzene	1.9	U	1.9	0.13	ug/Kg	☼	11/29/11 17:05	12/06/11 03:08	1
Chloroethane	1.9	U	1.9	0.33	ug/Kg	☼	11/29/11 17:05	12/06/11 03:08	1
Chloroform	1.9	U	1.9	0.11	ug/Kg	☼	11/29/11 17:05	12/06/11 03:08	1
Chloromethane	1.9	U	1.9	0.16	ug/Kg	☼	11/29/11 17:05	12/06/11 03:08	1
1,1-Dichloroethane	1.9	U	1.9	0.14	ug/Kg	☼	11/29/11 17:05	12/06/11 03:08	1
1,2-Dichloroethane	**0.41**	**J**	1.9	0.13	ug/Kg	☼	11/29/11 17:05	12/06/11 03:08	1
1,1-Dichloroethene	1.9	U	1.9	0.20	ug/Kg	☼	11/29/11 17:05	12/06/11 03:08	1
1,2-Dichloropropane	1.9	U	1.9	0.26	ug/Kg	☼	11/29/11 17:05	12/06/11 03:08	1
cis-1,3-Dichloropropene	1.9	U	1.9	0.13	ug/Kg	☼	11/29/11 17:05	12/06/11 03:08	1
trans-1,3-Dichloropropene	1.9	U	1.9	0.21	ug/Kg	☼	11/29/11 17:05	12/06/11 03:08	1
Ethylbenzene	1.9	U	1.9	0.10	ug/Kg	☼	11/29/11 17:05	12/06/11 03:08	1
2-Hexanone	7.7	U	7.7	0.24	ug/Kg	☼	11/29/11 17:05	12/06/11 03:08	1
Methylene Chloride	1.9	U	1.9	0.26	ug/Kg	☼	11/29/11 17:05	12/06/11 03:08	1
4-Methyl-2-pentanone (MIBK)	7.7	U	7.7	0.21	ug/Kg	☼	11/29/11 17:05	12/06/11 03:08	1
Styrene	1.9	U	1.9	0.057	ug/Kg	☼	11/29/11 17:05	12/06/11 03:08	1
1,1,2,2-Tetrachloroethane	1.9	U	1.9	0.13	ug/Kg	☼	11/29/11 17:05	12/06/11 03:08	1
Tetrachloroethene	1.9	U	1.9	0.20	ug/Kg	☼	11/29/11 17:05	12/06/11 03:08	1
Toluene	**0.25**	**J**	1.9	0.10	ug/Kg	☼	11/29/11 17:05	12/06/11 03:08	1
Trichloroethene	**12**		1.9	0.16	ug/Kg	☼	11/29/11 17:05	12/06/11 03:08	1
Vinyl chloride	1.9	U	1.9	0.15	ug/Kg	☼	11/29/11 17:05	12/06/11 03:08	1
Xylenes, Total	3.8	U	3.8	0.26	ug/Kg	☼	11/29/11 17:05	12/06/11 03:08	1
1,1,1-Trichloroethane	1.9	U	1.9	0.21	ug/Kg	☼	11/29/11 17:05	12/06/11 03:08	1
1,1,2-Trichloroethane	1.9	U	1.9	0.15	ug/Kg	☼	11/29/11 17:05	12/06/11 03:08	1
Cyclohexane	3.8	U	3.8	0.13	ug/Kg	☼	11/29/11 17:05	12/06/11 03:08	1
1,2-Dibromo-3-Chloropropane	3.8	U	3.8	0.50	ug/Kg	☼	11/29/11 17:05	12/06/11 03:08	1
Ethylene Dibromide	1.9	U	1.9	0.19	ug/Kg	☼	11/29/11 17:05	12/06/11 03:08	1
Dichlorodifluoromethane	1.9	U	1.9	0.19	ug/Kg	☼	11/29/11 17:05	12/06/11 03:08	1
cis-1,2-Dichloroethene	1.9	U	1.9	0.14	ug/Kg	☼	11/29/11 17:05	12/06/11 03:08	1
trans-1,2-Dichloroethene	1.9	U	1.9	0.16	ug/Kg	☼	11/29/11 17:05	12/06/11 03:08	1
Isopropylbenzene	1.9	U	1.9	0.061	ug/Kg	☼	11/29/11 17:05	12/06/11 03:08	1
Methyl acetate	3.8	U	3.8	0.54	ug/Kg	☼	11/29/11 17:05	12/06/11 03:08	1
Methyl tert-butyl ether	7.7	U	7.7	0.16	ug/Kg	☼	11/29/11 17:05	12/06/11 03:08	1
1,1,2-Trichloro-1,2,2-trifluoroethane	1.9	U	1.9	0.50	ug/Kg	☼	11/29/11 17:05	12/06/11 03:08	1
1,2,4-Trichlorobenzene	1.9	U	1.9	0.10	ug/Kg	☼	11/29/11 17:05	12/06/11 03:08	1
1,2-Dichlorobenzene	1.9	U	1.9	0.14	ug/Kg	☼	11/29/11 17:05	12/06/11 03:08	1
1,3-Dichlorobenzene	1.9	U	1.9	0.13	ug/Kg	☼	11/29/11 17:05	12/06/11 03:08	1
1,4-Dichlorobenzene	1.9	U	1.9	0.25	ug/Kg	☼	11/29/11 17:05	12/06/11 03:08	1
Trichlorofluoromethane	1.9	U	1.9	0.13	ug/Kg	☼	11/29/11 17:05	12/06/11 03:08	1
Chlorodibromomethane	1.9	U	1.9	0.21	ug/Kg	☼	11/29/11 17:05	12/06/11 03:08	1
Methylcyclohexane	3.8	U	3.8	0.12	ug/Kg	☼	11/29/11 17:05	12/06/11 03:08	1

Client: Conestoga-Rovers & Associates, Inc.
Project/Site: 17324-T07, RACER Former MTM

TestAmerica Job ID: 240-6309-1

Client Sample ID: S-017324-112811-TP-100
Date Collected: 11/28/11 13:50
Date Received: 11/29/11 10:15

Lab Sample ID: 240-6309-8
Matrix: Solid
Percent Solids: 92.9

Surrogate	%Recovery	Qualifier	Limits	Prepared	Analyzed	Dil Fac
1,2-Dichloroethane-d4 (Surr)	*97*		*58 - 123*	*11/29/11 17:05*	*12/06/11 03:08*	*1*
4-Bromofluorobenzene (Surr)	*94*		*52 - 136*	*11/29/11 17:05*	*12/06/11 03:08*	*1*
Toluene-d8 (Surr)	*100*		*67 - 125*	*11/29/11 17:05*	*12/06/11 03:08*	*1*
Dibromofluoromethane (Surr)	*97*		*37 - 132*	*11/29/11 17:05*	*12/06/11 03:08*	*1*

Method: 8270C - Semivolatile Organic Compounds (GC/MS)

Analyte	Result	Qualifier	RL	MDL	Unit	D	Prepared	Analyzed	Dil Fac
1,1'-Biphenyl	54	U	54	29	ug/Kg	☼	12/02/11 08:42	12/06/11 16:31	1
2,2'-oxybis[1-chloropropane]	110	U	110	10	ug/Kg	☼	12/02/11 08:42	12/06/11 16:31	1
2,4,5-Trichlorophenol	160	U	160	27	ug/Kg	☼	12/02/11 08:42	12/06/11 16:31	1
2,4,6-Trichlorophenol	160	U	160	86	ug/Kg	☼	12/02/11 08:42	12/06/11 16:31	1
2,4-Dichlorophenol	160	U	160	22	ug/Kg	☼	12/02/11 08:42	12/06/11 16:31	1
2,4-Dimethylphenol	160	U	160	22	ug/Kg	☼	12/02/11 08:42	12/06/11 16:31	1
2,4-Dinitrophenol	360	U	360	86	ug/Kg	☼	12/02/11 08:42	12/06/11 16:31	1
2,4-Dinitrotoluene	220	U	220	29	ug/Kg	☼	12/02/11 08:42	12/06/11 16:31	1
2,6-Dinitrotoluene	220	U	220	23	ug/Kg	☼	12/02/11 08:42	12/06/11 16:31	1
2-Chloronaphthalene	54	U	54	3.6	ug/Kg	☼	12/02/11 08:42	12/06/11 16:31	1
2-Chlorophenol	54	U	54	29	ug/Kg	☼	12/02/11 08:42	12/06/11 16:31	1
2-Methylnaphthalene	7.2	U	7.2	3.6	ug/Kg	☼	12/02/11 08:42	12/06/11 16:31	1
2-Methylphenol	220	U	220	86	ug/Kg	☼	12/02/11 08:42	12/06/11 16:31	1
2-Nitroaniline	220	U	220	9.8	ug/Kg	☼	12/02/11 08:42	12/06/11 16:31	1
2-Nitrophenol	54	U	54	29	ug/Kg	☼	12/02/11 08:42	12/06/11 16:31	1
3,3'-Dichlorobenzidine	110	U	110	19	ug/Kg	☼	12/02/11 08:42	12/06/11 16:31	1
3-Nitroaniline	220	U	220	17	ug/Kg	☼	12/02/11 08:42	12/06/11 16:31	1
4,6-Dinitro-2-methylphenol	160	U	160	86	ug/Kg	☼	12/02/11 08:42	12/06/11 16:31	1
4-Bromophenyl phenyl ether	54	U	54	14	ug/Kg	☼	12/02/11 08:42	12/06/11 16:31	1
4-Chloro-3-methylphenol	160	U	160	23	ug/Kg	☼	12/02/11 08:42	12/06/11 16:31	1
4-Chloroaniline	160	U	160	18	ug/Kg	☼	12/02/11 08:42	12/06/11 16:31	1
4-Chlorophenyl phenyl ether	54	U	54	14	ug/Kg	☼	12/02/11 08:42	12/06/11 16:31	1
4-Nitroaniline	220	U	220	28	ug/Kg	☼	12/02/11 08:42	12/06/11 16:31	1
4-Nitrophenol	360	U	360	86	ug/Kg	☼	12/02/11 08:42	12/06/11 16:31	1
Acenaphthene	7.2	U	7.2	3.6	ug/Kg	☼	12/02/11 08:42	12/06/11 16:31	1
Acenaphthylene	7.2	U	7.2	3.6	ug/Kg	☼	12/02/11 08:42	12/06/11 16:31	1
Acetophenone	110	U	110	9.9	ug/Kg	☼	12/02/11 08:42	12/06/11 16:31	1
Anthracene	7.2	U	7.2	3.6	ug/Kg	☼	12/02/11 08:42	12/06/11 16:31	1
Atrazine	220	U	220	9.8	ug/Kg	☼	12/02/11 08:42	12/06/11 16:31	1
Benzaldehyde	110	U	110	13	ug/Kg	☼	12/02/11 08:42	12/06/11 16:31	1
Benzo[a]anthracene	7.2	U	7.2	3.6	ug/Kg	☼	12/02/11 08:42	12/06/11 16:31	1
Benzo[a]pyrene	7.2	U	7.2	3.6	ug/Kg	☼	12/02/11 08:42	12/06/11 16:31	1
Benzo[b]fluoranthene	7.2	U	7.2	3.6	ug/Kg	☼	12/02/11 08:42	12/06/11 16:31	1
Benzo[g,h,i]perylene	7.2	U	7.2	3.6	ug/Kg	☼	12/02/11 08:42	12/06/11 16:31	1
Benzo[k]fluoranthene	7.2	U	7.2	3.6	ug/Kg	☼	12/02/11 08:42	12/06/11 16:31	1
Bis(2-chloroethoxy)methane	110	U	110	24	ug/Kg	☼	12/02/11 08:42	12/06/11 16:31	1
Bis(2-chloroethyl)ether	110	U	110	2.2	ug/Kg	☼	12/02/11 08:42	12/06/11 16:31	1
Bis(2-ethylhexyl) phthalate	**22**	**J**	54	20	ug/Kg	☼	12/02/11 08:42	12/06/11 16:31	1
Butyl benzyl phthalate	54	U	54	11	ug/Kg	☼	12/02/11 08:42	12/06/11 16:31	1
Caprolactam	360	U	360	40	ug/Kg	☼	12/02/11 08:42	12/06/11 16:31	1
Carbazole	54	U	54	29	ug/Kg	☼	12/02/11 08:42	12/06/11 16:31	1
Chrysene	7.2	U	7.2	1.2	ug/Kg	☼	12/02/11 08:42	12/06/11 16:31	1
Dibenz(a,h)anthracene	7.2	U	7.2	3.6	ug/Kg	☼	12/02/11 08:42	12/06/11 16:31	1
Dibenzofuran	54	U	54	3.6	ug/Kg	☼	12/02/11 08:42	12/06/11 16:31	1

Client Sample ID: S-017324-112811-TP-100
Date Collected: 11/28/11 13:50
Date Received: 11/29/11 10:15

Lab Sample ID: 240-6309-8
Matrix: Solid
Percent Solids: 92.9

Method: 8270C - Semivolatile Organic Compounds (GC/MS) (Continued)

Analyte	Result	Qualifier	RL	MDL	Unit	D	Prepared	Analyzed	Dil Fac
Diethyl phthalate	54	U	54	17	ug/Kg	☼	12/02/11 08:42	12/06/11 16:31	1
Dimethyl phthalate	54	U	54	18	ug/Kg	☼	12/02/11 08:42	12/06/11 16:31	1
Di-n-butyl phthalate	54	U	54	16	ug/Kg	☼	12/02/11 08:42	12/06/11 16:31	1
Di-n-octyl phthalate	54	U	54	29	ug/Kg	☼	12/02/11 08:42	12/06/11 16:31	1
Fluoranthene	7.2	U	7.2	3.6	ug/Kg	☼	12/02/11 08:42	12/06/11 16:31	1
Fluorene	7.2	U	7.2	3.6	ug/Kg	☼	12/02/11 08:42	12/06/11 16:31	1
Hexachlorobenzene	7.2	U	7.2	2.3	ug/Kg	☼	12/02/11 08:42	12/06/11 16:31	1
Hexachlorobutadiene	54	U	54	29	ug/Kg	☼	12/02/11 08:42	12/06/11 16:31	1
Hexachlorocyclopentadiene	360	U	360	29	ug/Kg	☼	12/02/11 08:42	12/06/11 16:31	1
Hexachloroethane	54	U	54	9.7	ug/Kg	☼	12/02/11 08:42	12/06/11 16:31	1
Indeno[1,2,3-cd]pyrene	7.2	U	7.2	3.6	ug/Kg	☼	12/02/11 08:42	12/06/11 16:31	1
Isophorone	54	U	54	14	ug/Kg	☼	12/02/11 08:42	12/06/11 16:31	1
Naphthalene	7.2	U	7.2	3.6	ug/Kg	☼	12/02/11 08:42	12/06/11 16:31	1
Nitrobenzene	110	U	110	2.4	ug/Kg	☼	12/02/11 08:42	12/06/11 16:31	1
N-Nitrosodi-n-propylamine	54	U	54	29	ug/Kg	☼	12/02/11 08:42	12/06/11 16:31	1
N-Nitrosodiphenylamine	54	U	54	23	ug/Kg	☼	12/02/11 08:42	12/06/11 16:31	1
Pentachlorophenol	160	U	160	86	ug/Kg	☼	12/02/11 08:42	12/06/11 16:31	1
Phenol	54	U	54	29	ug/Kg	☼	12/02/11 08:42	12/06/11 16:31	1
Phenanthrene	7.2	U	7.2	3.6	ug/Kg	☼	12/02/11 08:42	12/06/11 16:31	1
Pyrene	7.2	U	7.2	3.6	ug/Kg	☼	12/02/11 08:42	12/06/11 16:31	1
3 & 4 Methylphenol	430	U	430	22	ug/Kg	☼	12/02/11 08:42	12/06/11 16:31	1

Surrogate	*%Recovery*	*Qualifier*	*Limits*	*Prepared*	*Analyzed*	*Dil Fac*
2-Fluorobiphenyl (Surr)	*54*		*34 - 110*	*12/02/11 08:42*	*12/06/11 16:31*	*1*
2-Fluorophenol (Surr)	*61*		*26 - 110*	*12/02/11 08:42*	*12/06/11 16:31*	*1*
2,4,6-Tribromophenol (Surr)	*38*		*10 - 118*	*12/02/11 08:42*	*12/06/11 16:31*	*1*
Nitrobenzene-d5 (Surr)	*60*		*24 - 112*	*12/02/11 08:42*	*12/06/11 16:31*	*1*
Phenol-d5 (Surr)	*57*		*28 - 110*	*12/02/11 08:42*	*12/06/11 16:31*	*1*
Terphenyl-d14 (Surr)	*69*		*41 - 119*	*12/02/11 08:42*	*12/06/11 16:31*	*1*

Method: 8082 - Polychlorinated Biphenyls (PCBs) by Gas Chromatography

Analyte	Result	Qualifier	RL	MDL	Unit	D	Prepared	Analyzed	Dil Fac
Aroclor-1016	36	U	36	23	ug/Kg	☼	12/02/11 08:35	12/07/11 12:27	1
Aroclor-1221	36	U	36	17	ug/Kg	☼	12/02/11 08:35	12/07/11 12:27	1
Aroclor-1232	36	U	36	15	ug/Kg	☼	12/02/11 08:35	12/07/11 12:27	1
Aroclor-1242	36	U	36	14	ug/Kg	☼	12/02/11 08:35	12/07/11 12:27	1
Aroclor-1248	36	U	36	18	ug/Kg	☼	12/02/11 08:35	12/07/11 12:27	1
Aroclor-1254	36	U	36	18	ug/Kg	☼	12/02/11 08:35	12/07/11 12:27	1
Aroclor-1260	36	U	36	18	ug/Kg	☼	12/02/11 08:35	12/07/11 12:27	1

Surrogate	*%Recovery*	*Qualifier*	*Limits*	*Prepared*	*Analyzed*	*Dil Fac*
Tetrachloro-m-xylene	*162*	*X*	*29 - 151*	*12/02/11 08:35*	*12/07/11 12:27*	*1*
DCB Decachlorobiphenyl	*93*		*14 - 163*	*12/02/11 08:35*	*12/07/11 12:27*	*1*

Method: 6010B - Metals (ICP)

Analyte	Result	Qualifier	RL	MDL	Unit	D	Prepared	Analyzed	Dil Fac
Aluminum	**4300**		20	9.4	mg/Kg	☼	12/01/11 09:57	12/05/11 09:29	1
Antimony	**0.68**	**J**	0.98	0.38	mg/Kg	☼	12/01/11 09:57	12/05/11 09:29	1
Barium	**30**		20	0.070	mg/Kg	☼	12/01/11 09:57	12/05/11 09:29	1
Beryllium	**0.11**	**J**	0.49	0.042	mg/Kg	☼	12/01/11 09:57	12/05/11 09:29	1
Calcium	**43000**	**B**	490	16	mg/Kg	☼	12/01/11 09:57	12/05/11 09:29	1

Client: Conestoga-Rovers & Associates, Inc.
Project/Site: 17324-T07, RACER Former MTM

TestAmerica Job ID: 240-6309-1

Client Sample ID: S-017324-112811-TP-100
Date Collected: 11/28/11 13:50
Date Received: 11/29/11 10:15

Lab Sample ID: 240-6309-8
Matrix: Solid
Percent Solids: 92.9

Method: 6010B - Metals (ICP) (Continued)

Analyte	Result	Qualifier	RL	MDL	Unit	D	Prepared	Analyzed	Dil Fac
Cadmium	0.093	J	0.20	0.035	mg/Kg	☼	12/01/11 09:57	12/05/11 09:29	1
Cobalt	5.0		4.9	0.16	mg/Kg	☼	12/01/11 09:57	12/05/11 09:29	1
Chromium	9.6		0.49	0.20	mg/Kg	☼	12/01/11 09:57	12/05/11 09:29	1
Copper	12		2.4	0.72	mg/Kg	☼	12/01/11 09:57	12/05/11 09:29	1
Iron	12000	B	9.8	4.8	mg/Kg	☼	12/01/11 09:57	12/05/11 09:29	1
Potassium	760	B	490	6.1	mg/Kg	☼	12/01/11 09:57	12/05/11 09:29	1
Magnesium	26000	B	490	5.0	mg/Kg	☼	12/01/11 09:57	12/05/11 09:29	1
Manganese	230	B	1.5	0.072	mg/Kg	☼	12/01/11 09:57	12/05/11 09:29	1
Silver	0.49	U	0.49	0.098	mg/Kg	☼	12/01/11 09:57	12/05/11 09:29	1
Sodium	490	U	490	65	mg/Kg	☼	12/01/11 09:57	12/05/11 09:29	1
Nickel	12		3.9	0.26	mg/Kg	☼	12/01/11 09:57	12/05/11 09:29	1
Vanadium	12		4.9	0.12	mg/Kg	☼	12/01/11 09:57	12/05/11 09:29	1
Zinc	35		2.0	0.98	mg/Kg	☼	12/01/11 09:57	12/05/11 09:29	1
Arsenic	4.6		0.98	0.29	mg/Kg	☼	12/01/11 09:57	12/05/11 09:29	1
Lead	6.7		0.29	0.19	mg/Kg	☼	12/01/11 09:57	12/05/11 09:29	1
Selenium	0.49	U	0.49	0.44	mg/Kg	☼	12/01/11 09:57	12/05/11 09:29	1
Thallium	0.79	J	0.98	0.54	mg/Kg	☼	12/01/11 09:57	12/05/11 09:29	1

Method: 7471A - Mercury (CVAA)

Analyte	Result	Qualifier	RL	MDL	Unit	D	Prepared	Analyzed	Dil Fac
Mercury	0.021	J	0.11	0.016	mg/Kg	☼	12/01/11 13:25	12/05/11 12:26	1

Client: Conestoga-Rovers & Associates, Inc.
Project/Site: 17324-T07, RACER Former MTM

TestAmerica Job ID: 240-6309-1

Client Sample ID: S-017324-112811-TP-101
Date Collected: 11/28/11 14:25
Date Received: 11/29/11 10:15

Lab Sample ID: 240-6309-9
Matrix: Solid
Percent Solids: 91.4

Method: 8260B - Volatile Organic Compounds (GC/MS)

Analyte	Result	Qualifier	RL	MDL	Unit	D	Prepared	Analyzed	Dil Fac
Acetone	550	U	550	93	ug/Kg	☼	11/30/11 21:57	12/06/11 04:53	1
Benzene	140	U	140	6.5	ug/Kg	☼	11/30/11 21:57	12/06/11 04:53	1
Dichlorobromomethane	140	U	140	5.4	ug/Kg	☼	11/30/11 21:57	12/06/11 04:53	1
Bromoform	140	U	140	10	ug/Kg	☼	11/30/11 21:57	12/06/11 04:53	1
Bromomethane	140	U	140	16	ug/Kg	☼	11/30/11 21:57	12/06/11 04:53	1
2-Butanone (MEK)	**260**	**J**	550	23	ug/Kg	☼	11/30/11 21:57	12/06/11 04:53	1
Carbon disulfide	140	U	140	6.5	ug/Kg	☼	11/30/11 21:57	12/06/11 04:53	1
Carbon tetrachloride	140	U	140	3.5	ug/Kg	☼	11/30/11 21:57	12/06/11 04:53	1
Chlorobenzene	140	U	140	3.5	ug/Kg	☼	11/30/11 21:57	12/06/11 04:53	1
Chloroethane	140	U	140	33	ug/Kg	☼	11/30/11 21:57	12/06/11 04:53	1
Chloroform	140	U	140	4.8	ug/Kg	☼	11/30/11 21:57	12/06/11 04:53	1
Chloromethane	140	U	140	7.6	ug/Kg	☼	11/30/11 21:57	12/06/11 04:53	1
1,1-Dichloroethane	140	U	140	9.3	ug/Kg	☼	11/30/11 21:57	12/06/11 04:53	1
1,2-Dichloroethane	140	U	140	5.5	ug/Kg	☼	11/30/11 21:57	12/06/11 04:53	1
1,1-Dichloroethene	140	U	140	9.8	ug/Kg	☼	11/30/11 21:57	12/06/11 04:53	1
1,2-Dichloropropane	140	U	140	4.5	ug/Kg	☼	11/30/11 21:57	12/06/11 04:53	1
cis-1,3-Dichloropropene	140	U	140	4.3	ug/Kg	☼	11/30/11 21:57	12/06/11 04:53	1
trans-1,3-Dichloropropene	140	U	140	11	ug/Kg	☼	11/30/11 21:57	12/06/11 04:53	1
Ethylbenzene	140	U	140	2.9	ug/Kg	☼	11/30/11 21:57	12/06/11 04:53	1
2-Hexanone	550	U	550	11	ug/Kg	☼	11/30/11 21:57	12/06/11 04:53	1
Methylene Chloride	140	U	140	42	ug/Kg	☼	11/30/11 21:57	12/06/11 04:53	1
4-Methyl-2-pentanone (MIBK)	550	U	550	26	ug/Kg	☼	11/30/11 21:57	12/06/11 04:53	1
Styrene	**370**		140	3.1	ug/Kg	☼	11/30/11 21:57	12/06/11 04:53	1
1,1,2,2-Tetrachloroethane	140	U	140	4.9	ug/Kg	☼	11/30/11 21:57	12/06/11 04:53	1
Tetrachloroethene	140	U	140	6.5	ug/Kg	☼	11/30/11 21:57	12/06/11 04:53	1
Toluene	**24**	**J**	140	9.3	ug/Kg	☼	11/30/11 21:57	12/06/11 04:53	1
Trichloroethene	140	U	140	5.3	ug/Kg	☼	11/30/11 21:57	12/06/11 04:53	1
Vinyl chloride	140	U	140	9.8	ug/Kg	☼	11/30/11 21:57	12/06/11 04:53	1
Xylenes, Total	**28**	**J**	270	4.4	ug/Kg	☼	11/30/11 21:57	12/06/11 04:53	1
1,1,1-Trichloroethane	140	U	140	11	ug/Kg	☼	11/30/11 21:57	12/06/11 04:53	1
1,1,2-Trichloroethane	140	U	140	6.5	ug/Kg	☼	11/30/11 21:57	12/06/11 04:53	1
Cyclohexane	270	U	270	22	ug/Kg	☼	11/30/11 21:57	12/06/11 04:53	1
1,2-Dibromo-3-Chloropropane	270	U	270	27	ug/Kg	☼	11/30/11 21:57	12/06/11 04:53	1
Ethylene Dibromide	140	U	140	5.5	ug/Kg	☼	11/30/11 21:57	12/06/11 04:53	1
Dichlorodifluoromethane	140	U	140	8.7	ug/Kg	☼	11/30/11 21:57	12/06/11 04:53	1
cis-1,2-Dichloroethene	140	U	140	3.8	ug/Kg	☼	11/30/11 21:57	12/06/11 04:53	1
trans-1,2-Dichloroethene	140	U	140	5.0	ug/Kg	☼	11/30/11 21:57	12/06/11 04:53	1
Isopropylbenzene	**14**	**J**	140	3.5	ug/Kg	☼	11/30/11 21:57	12/06/11 04:53	1
Methyl acetate	**170**	**J**	270	14	ug/Kg	☼	11/30/11 21:57	12/06/11 04:53	1
Methyl tert-butyl ether	550	U	550	3.9	ug/Kg	☼	11/30/11 21:57	12/06/11 04:53	1
1,1,2-Trichloro-1,2,2-trifluoroethane	140	U	140	21	ug/Kg	☼	11/30/11 21:57	12/06/11 04:53	1
1,2,4-Trichlorobenzene	140	U	140	4.0	ug/Kg	☼	11/30/11 21:57	12/06/11 04:53	1
1,2-Dichlorobenzene	140	U	140	4.7	ug/Kg	☼	11/30/11 21:57	12/06/11 04:53	1
1,3-Dichlorobenzene	140	U	140	2.6	ug/Kg	☼	11/30/11 21:57	12/06/11 04:53	1
1,4-Dichlorobenzene	140	U	140	4.4	ug/Kg	☼	11/30/11 21:57	12/06/11 04:53	1
Trichlorofluoromethane	**94**	**J**	140	8.7	ug/Kg	☼	11/30/11 21:57	12/06/11 04:53	1
Chlorodibromomethane	140	U	140	6.5	ug/Kg	☼	11/30/11 21:57	12/06/11 04:53	1
Methylcyclohexane	270	U	270	6.5	ug/Kg	☼	11/30/11 21:57	12/06/11 04:53	1

Client Sample ID: S-017324-112811-TP-101
Date Collected: 11/28/11 14:25
Date Received: 11/29/11 10:15

Lab Sample ID: 240-6309-9
Matrix: Solid
Percent Solids: 91.4

Surrogate	*%Recovery*	*Qualifier*	*Limits*	*Prepared*	*Analyzed*	*Dil Fac*
1,2-Dichloroethane-d4 (Surr)	*68*		*39 - 128*	*11/30/11 21:57*	*12/06/11 04:53*	*1*
4-Bromofluorobenzene (Surr)	*62*		*26 - 141*	*11/30/11 21:57*	*12/06/11 04:53*	*1*
Toluene-d8 (Surr)	*64*		*33 - 134*	*11/30/11 21:57*	*12/06/11 04:53*	*1*
Dibromofluoromethane (Surr)	*60*		*30 - 122*	*11/30/11 21:57*	*12/06/11 04:53*	*1*

Method: 8270C - Semivolatile Organic Compounds (GC/MS)

Analyte	Result	Qualifier	RL	MDL	Unit	D	Prepared	Analyzed	Dil Fac
1,1'-Biphenyl	2700	U	2700	1500	ug/Kg	☼	12/02/11 08:42	12/06/11 18:55	50
2,2'-oxybis[1-chloropropane]	5500	U	5500	520	ug/Kg	☼	12/02/11 08:42	12/06/11 18:55	50
2,4,5-Trichlorophenol	8200	U	8200	1400	ug/Kg	☼	12/02/11 08:42	12/06/11 18:55	50
2,4,6-Trichlorophenol	8200	U	8200	4400	ug/Kg	☼	12/02/11 08:42	12/06/11 18:55	50
2,4-Dichlorophenol	8200	U	8200	1100	ug/Kg	☼	12/02/11 08:42	12/06/11 18:55	50
2,4-Dimethylphenol	8200	U	8200	1100	ug/Kg	☼	12/02/11 08:42	12/06/11 18:55	50
2,4-Dinitrophenol	18000	U	18000	4400	ug/Kg	☼	12/02/11 08:42	12/06/11 18:55	50
2,4-Dinitrotoluene	11000	U	11000	1500	ug/Kg	☼	12/02/11 08:42	12/06/11 18:55	50
2,6-Dinitrotoluene	11000	U	11000	1100	ug/Kg	☼	12/02/11 08:42	12/06/11 18:55	50
2-Chloronaphthalene	2700	U	2700	180	ug/Kg	☼	12/02/11 08:42	12/06/11 18:55	50
2-Chlorophenol	2700	U	2700	1500	ug/Kg	☼	12/02/11 08:42	12/06/11 18:55	50
2-Methylnaphthalene	370	U	370	180	ug/Kg	☼	12/02/11 08:42	12/06/11 18:55	50
2-Methylphenol	11000	U	11000	4400	ug/Kg	☼	12/02/11 08:42	12/06/11 18:55	50
2-Nitroaniline	11000	U	11000	500	ug/Kg	☼	12/02/11 08:42	12/06/11 18:55	50
2-Nitrophenol	2700	U	2700	1500	ug/Kg	☼	12/02/11 08:42	12/06/11 18:55	50
3,3'-Dichlorobenzidine	5500	U	5500	990	ug/Kg	☼	12/02/11 08:42	12/06/11 18:55	50
3-Nitroaniline	11000	U	11000	880	ug/Kg	☼	12/02/11 08:42	12/06/11 18:55	50
4,6-Dinitro-2-methylphenol	8200	U	8200	4400	ug/Kg	☼	12/02/11 08:42	12/06/11 18:55	50
4-Bromophenyl phenyl ether	2700	U	2700	710	ug/Kg	☼	12/02/11 08:42	12/06/11 18:55	50
4-Chloro-3-methylphenol	8200	U	8200	1100	ug/Kg	☼	12/02/11 08:42	12/06/11 18:55	50
4-Chloroaniline	8200	U	8200	930	ug/Kg	☼	12/02/11 08:42	12/06/11 18:55	50
4-Chlorophenyl phenyl ether	2700	U	2700	710	ug/Kg	☼	12/02/11 08:42	12/06/11 18:55	50
4-Nitroaniline	11000	U	11000	1400	ug/Kg	☼	12/02/11 08:42	12/06/11 18:55	50
4-Nitrophenol	18000	U	18000	4400	ug/Kg	☼	12/02/11 08:42	12/06/11 18:55	50
Acenaphthene	**530**		370	180	ug/Kg	☼	12/02/11 08:42	12/06/11 18:55	50
Acenaphthylene	370	U	370	180	ug/Kg	☼	12/02/11 08:42	12/06/11 18:55	50
Acetophenone	5500	U	5500	500	ug/Kg	☼	12/02/11 08:42	12/06/11 18:55	50
Anthracene	**970**		370	180	ug/Kg	☼	12/02/11 08:42	12/06/11 18:55	50
Atrazine	11000	U	11000	500	ug/Kg	☼	12/02/11 08:42	12/06/11 18:55	50
Benzaldehyde	5500	U	5500	660	ug/Kg	☼	12/02/11 08:42	12/06/11 18:55	50
Benzo[a]anthracene	**3100**		370	180	ug/Kg	☼	12/02/11 08:42	12/06/11 18:55	50
Benzo[a]pyrene	**2700**		370	180	ug/Kg	☼	12/02/11 08:42	12/06/11 18:55	50
Benzo[b]fluoranthene	**4300**		370	180	ug/Kg	☼	12/02/11 08:42	12/06/11 18:55	50
Benzo[g,h,i]perylene	**1900**		370	180	ug/Kg	☼	12/02/11 08:42	12/06/11 18:55	50
Benzo[k]fluoranthene	**1200**		370	180	ug/Kg	☼	12/02/11 08:42	12/06/11 18:55	50
Bis(2-chloroethoxy)methane	5500	U	5500	1200	ug/Kg	☼	12/02/11 08:42	12/06/11 18:55	50
Bis(2-chloroethyl)ether	5500	U	5500	110	ug/Kg	☼	12/02/11 08:42	12/06/11 18:55	50
Bis(2-ethylhexyl) phthalate	2700	U	2700	1000	ug/Kg	☼	12/02/11 08:42	12/06/11 18:55	50
Butyl benzyl phthalate	2700	U	2700	550	ug/Kg	☼	12/02/11 08:42	12/06/11 18:55	50
Caprolactam	18000	U	18000	2000	ug/Kg	☼	12/02/11 08:42	12/06/11 18:55	50
Carbazole	2700	U	2700	1500	ug/Kg	☼	12/02/11 08:42	12/06/11 18:55	50
Chrysene	**3600**		370	60	ug/Kg	☼	12/02/11 08:42	12/06/11 18:55	50
Dibenz(a,h)anthracene	**480**		370	180	ug/Kg	☼	12/02/11 08:42	12/06/11 18:55	50
Dibenzofuran	2700	U	2700	180	ug/Kg	☼	12/02/11 08:42	12/06/11 18:55	50

Client Sample ID: S-017324-112811-TP-101
Date Collected: 11/28/11 14:25
Date Received: 11/29/11 10:15

Lab Sample ID: 240-6309-9
Matrix: Solid
Percent Solids: 91.4

Method: 8270C - Semivolatile Organic Compounds (GC/MS) (Continued)

Analyte	Result	Qualifier	RL	MDL	Unit	D	Prepared	Analyzed	Dil Fac
Diethyl phthalate	2700	U	2700	880	ug/Kg	☼	12/02/11 08:42	12/06/11 18:55	50
Dimethyl phthalate	2700	U	2700	930	ug/Kg	☼	12/02/11 08:42	12/06/11 18:55	50
Di-n-butyl phthalate	2700	U	2700	820	ug/Kg	☼	12/02/11 08:42	12/06/11 18:55	50
Di-n-octyl phthalate	2700	U	2700	1500	ug/Kg	☼	12/02/11 08:42	12/06/11 18:55	50
Fluoranthene	**7700**		370	180	ug/Kg	☼	12/02/11 08:42	12/06/11 18:55	50
Fluorene	**550**		370	180	ug/Kg	☼	12/02/11 08:42	12/06/11 18:55	50
Hexachlorobenzene	370	U	370	110	ug/Kg	☼	12/02/11 08:42	12/06/11 18:55	50
Hexachlorobutadiene	2700	U	2700	1500	ug/Kg	☼	12/02/11 08:42	12/06/11 18:55	50
Hexachlorocyclopentadiene	18000	U	18000	1500	ug/Kg	☼	12/02/11 08:42	12/06/11 18:55	50
Hexachloroethane	2700	U	2700	490	ug/Kg	☼	12/02/11 08:42	12/06/11 18:55	50
Indeno[1,2,3-cd]pyrene	**1800**		370	180	ug/Kg	☼	12/02/11 08:42	12/06/11 18:55	50
Isophorone	2700	U	2700	710	ug/Kg	☼	12/02/11 08:42	12/06/11 18:55	50
Naphthalene	370	U	370	180	ug/Kg	☼	12/02/11 08:42	12/06/11 18:55	50
Nitrobenzene	5500	U	5500	120	ug/Kg	☼	12/02/11 08:42	12/06/11 18:55	50
N-Nitrosodi-n-propylamine	2700	U	2700	1500	ug/Kg	☼	12/02/11 08:42	12/06/11 18:55	50
N-Nitrosodiphenylamine	2700	U	2700	1100	ug/Kg	☼	12/02/11 08:42	12/06/11 18:55	50
Pentachlorophenol	8200	U	8200	4400	ug/Kg	☼	12/02/11 08:42	12/06/11 18:55	50
Phenol	2700	U	2700	1500	ug/Kg	☼	12/02/11 08:42	12/06/11 18:55	50
Phenanthrene	**4700**		370	180	ug/Kg	☼	12/02/11 08:42	12/06/11 18:55	50
Pyrene	**6100**		370	180	ug/Kg	☼	12/02/11 08:42	12/06/11 18:55	50
3 & 4 Methylphenol	22000	U	22000	1100	ug/Kg	☼	12/02/11 08:42	12/06/11 18:55	50

Surrogate	*%Recovery*	*Qualifier*	*Limits*	*Prepared*	*Analyzed*	*Dil Fac*
2-Fluorobiphenyl (Surr)	*63*		*34 - 110*	*12/02/11 08:42*	*12/06/11 18:55*	*50*
2-Fluorophenol (Surr)	*58*		*26 - 110*	*12/02/11 08:42*	*12/06/11 18:55*	*50*
2,4,6-Tribromophenol (Surr)	*0*	*X*	*10 - 118*	*12/02/11 08:42*	*12/06/11 18:55*	*50*
Nitrobenzene-d5 (Surr)	*74*		*24 - 112*	*12/02/11 08:42*	*12/06/11 18:55*	*50*
Phenol-d5 (Surr)	*66*		*28 - 110*	*12/02/11 08:42*	*12/06/11 18:55*	*50*
Terphenyl-d14 (Surr)	*90*		*41 - 119*	*12/02/11 08:42*	*12/06/11 18:55*	*50*

Method: 8082 - Polychlorinated Biphenyls (PCBs) by Gas Chromatography

Analyte	Result	Qualifier	RL	MDL	Unit	D	Prepared	Analyzed	Dil Fac
Aroclor-1016	36	U	36	23	ug/Kg	☼	12/02/11 08:35	12/07/11 12:40	1
Aroclor-1221	36	U	36	17	ug/Kg	☼	12/02/11 08:35	12/07/11 12:40	1
Aroclor-1232	36	U	36	15	ug/Kg	☼	12/02/11 08:35	12/07/11 12:40	1
Aroclor-1242	36	U	36	14	ug/Kg	☼	12/02/11 08:35	12/07/11 12:40	1
Aroclor-1248	**300**		36	19	ug/Kg	☼	12/02/11 08:35	12/07/11 12:40	1
Aroclor-1254	36	U	36	19	ug/Kg	☼	12/02/11 08:35	12/07/11 12:40	1
Aroclor-1260	36	U	36	19	ug/Kg	☼	12/02/11 08:35	12/07/11 12:40	1

Surrogate	*%Recovery*	*Qualifier*	*Limits*	*Prepared*	*Analyzed*	*Dil Fac*
Tetrachloro-m-xylene	*106*		*29 - 151*	*12/02/11 08:35*	*12/07/11 12:40*	*1*
DCB Decachlorobiphenyl	*142*		*14 - 163*	*12/02/11 08:35*	*12/07/11 12:40*	*1*

Method: 6010B - Metals (ICP)

Analyte	Result	Qualifier	RL	MDL	Unit	D	Prepared	Analyzed	Dil Fac
Aluminum	**2400**		17	8.1	mg/Kg	☼	12/01/11 09:57	12/05/11 09:54	1
Antimony	**0.48**	**J**	0.85	0.33	mg/Kg	☼	12/01/11 09:57	12/05/11 09:54	1
Barium	**32**		17	0.060	mg/Kg	☼	12/01/11 09:57	12/05/11 09:54	1
Beryllium	**0.055**	**J**	0.42	0.036	mg/Kg	☼	12/01/11 09:57	12/05/11 09:54	1
Calcium	**39000**	**B**	420	14	mg/Kg	☼	12/01/11 09:57	12/05/11 09:54	1

Client: Conestoga-Rovers & Associates, Inc.
Project/Site: 17324-T07, RACER Former MTM

TestAmerica Job ID: 240-6309-1

Client Sample ID: S-017324-112811-TP-101
Date Collected: 11/28/11 14:25
Date Received: 11/29/11 10:15

Lab Sample ID: 240-6309-9
Matrix: Solid
Percent Solids: 91.4

Method: 6010B - Metals (ICP) (Continued)

Analyte	Result	Qualifier	RL	MDL	Unit	D	Prepared	Analyzed	Dil Fac
Cadmium	0.49		0.17	0.031	mg/Kg	☼	12/01/11 09:57	12/05/11 09:54	1
Cobalt	11		4.2	0.14	mg/Kg	☼	12/01/11 09:57	12/05/11 09:54	1
Chromium	27		0.42	0.17	mg/Kg	☼	12/01/11 09:57	12/05/11 09:54	1
Copper	17		2.1	0.63	mg/Kg	☼	12/01/11 09:57	12/05/11 09:54	1
Iron	8900	B	8.5	4.2	mg/Kg	☼	12/01/11 09:57	12/05/11 09:54	1
Potassium	450	B	420	5.3	mg/Kg	☼	12/01/11 09:57	12/05/11 09:54	1
Magnesium	38000	B	420	4.3	mg/Kg	☼	12/01/11 09:57	12/05/11 09:54	1
Manganese	240	B	1.3	0.063	mg/Kg	☼	12/01/11 09:57	12/05/11 09:54	1
Silver	0.086	J	0.42	0.085	mg/Kg	☼	12/01/11 09:57	12/05/11 09:54	1
Sodium	140	J	420	56	mg/Kg	☼	12/01/11 09:57	12/05/11 09:54	1
Nickel	14		3.4	0.23	mg/Kg	☼	12/01/11 09:57	12/05/11 09:54	1
Vanadium	12		4.2	0.10	mg/Kg	☼	12/01/11 09:57	12/05/11 09:54	1
Zinc	290		1.7	0.85	mg/Kg	☼	12/01/11 09:57	12/05/11 09:54	1
Arsenic	4.1		0.85	0.25	mg/Kg	☼	12/01/11 09:57	12/05/11 09:54	1
Lead	24		0.25	0.16	mg/Kg	☼	12/01/11 09:57	12/05/11 09:54	1
Selenium	0.42	U	0.42	0.38	mg/Kg	☼	12/01/11 09:57	12/05/11 18:47	1
Thallium	0.91		0.85	0.47	mg/Kg	☼	12/01/11 09:57	12/05/11 09:54	1

Method: 7471A - Mercury (CVAA)

Analyte	Result	Qualifier	RL	MDL	Unit	D	Prepared	Analyzed	Dil Fac
Mercury	0.035	J	0.092	0.014	mg/Kg	☼	12/01/11 13:25	12/05/11 12:29	1

Client: Conestoga-Rovers & Associates, Inc.
Project/Site: 17324-T07, RACER Former MTM

TestAmerica Job ID: 240-6309-1

Client Sample ID: S-017324-112811-TP-102
Date Collected: 11/28/11 14:55
Date Received: 11/29/11 10:15

Lab Sample ID: 240-6309-10
Matrix: Solid
Percent Solids: 85.5

Method: 8260B - Volatile Organic Compounds (GC/MS)

Analyte	Result	Qualifier	RL	MDL	Unit	D	Prepared	Analyzed	Dil Fac
Acetone	**7.4**	**J**	8.3	2.6	ug/Kg	☼	11/29/11 17:05	12/06/11 03:29	1
Benzene	2.1	U	2.1	0.096	ug/Kg	☼	11/29/11 17:05	12/06/11 03:29	1
Dichlorobromomethane	2.1	U	2.1	0.12	ug/Kg	☼	11/29/11 17:05	12/06/11 03:29	1
Bromoform	2.1	U	2.1	0.14	ug/Kg	☼	11/29/11 17:05	12/06/11 03:29	1
Bromomethane	2.1	U	2.1	0.22	ug/Kg	☼	11/29/11 17:05	12/06/11 03:29	1
2-Butanone (MEK)	8.3	U	8.3	0.58	ug/Kg	☼	11/29/11 17:05	12/06/11 03:29	1
Carbon disulfide	2.1	U	2.1	0.18	ug/Kg	☼	11/29/11 17:05	12/06/11 03:29	1
Carbon tetrachloride	2.1	U	2.1	0.15	ug/Kg	☼	11/29/11 17:05	12/06/11 03:29	1
Chlorobenzene	2.1	U	2.1	0.14	ug/Kg	☼	11/29/11 17:05	12/06/11 03:29	1
Chloroethane	2.1	U	2.1	0.36	ug/Kg	☼	11/29/11 17:05	12/06/11 03:29	1
Chloroform	2.1	U	2.1	0.12	ug/Kg	☼	11/29/11 17:05	12/06/11 03:29	1
Chloromethane	2.1	U	2.1	0.17	ug/Kg	☼	11/29/11 17:05	12/06/11 03:29	1
1,1-Dichloroethane	**4.9**		2.1	0.15	ug/Kg	☼	11/29/11 17:05	12/06/11 03:29	1
1,2-Dichloroethane	**0.31**	**J**	2.1	0.14	ug/Kg	☼	11/29/11 17:05	12/06/11 03:29	1
1,1-Dichloroethene	2.1	U	2.1	0.22	ug/Kg	☼	11/29/11 17:05	12/06/11 03:29	1
1,2-Dichloropropane	2.1	U	2.1	0.29	ug/Kg	☼	11/29/11 17:05	12/06/11 03:29	1
cis-1,3-Dichloropropene	2.1	U	2.1	0.14	ug/Kg	☼	11/29/11 17:05	12/06/11 03:29	1
trans-1,3-Dichloropropene	2.1	U	2.1	0.22	ug/Kg	☼	11/29/11 17:05	12/06/11 03:29	1
Ethylbenzene	**0.16**	**J**	2.1	0.11	ug/Kg	☼	11/29/11 17:05	12/06/11 03:29	1
2-Hexanone	8.3	U	8.3	0.26	ug/Kg	☼	11/29/11 17:05	12/06/11 03:29	1
Methylene Chloride	2.1	U	2.1	0.28	ug/Kg	☼	11/29/11 17:05	12/06/11 03:29	1
4-Methyl-2-pentanone (MIBK)	8.3	U	8.3	0.22	ug/Kg	☼	11/29/11 17:05	12/06/11 03:29	1
Styrene	2.1	U	2.1	0.062	ug/Kg	☼	11/29/11 17:05	12/06/11 03:29	1
1,1,2,2-Tetrachloroethane	2.1	U	2.1	0.14	ug/Kg	☼	11/29/11 17:05	12/06/11 03:29	1
Tetrachloroethene	**0.71**	**J**	2.1	0.22	ug/Kg	☼	11/29/11 17:05	12/06/11 03:29	1
Toluene	**0.22**	**J**	2.1	0.11	ug/Kg	☼	11/29/11 17:05	12/06/11 03:29	1
Trichloroethene	**0.28**	**J**	2.1	0.17	ug/Kg	☼	11/29/11 17:05	12/06/11 03:29	1
Vinyl chloride	2.1	U	2.1	0.16	ug/Kg	☼	11/29/11 17:05	12/06/11 03:29	1
Xylenes, Total	4.2	U	4.2	0.28	ug/Kg	☼	11/29/11 17:05	12/06/11 03:29	1
1,1,1-Trichloroethane	2.1	U	2.1	0.23	ug/Kg	☼	11/29/11 17:05	12/06/11 03:29	1
1,1,2-Trichloroethane	2.1	U	2.1	0.16	ug/Kg	☼	11/29/11 17:05	12/06/11 03:29	1
Cyclohexane	**0.18**	**J**	4.2	0.14	ug/Kg	☼	11/29/11 17:05	12/06/11 03:29	1
1,2-Dibromo-3-Chloropropane	4.2	U	4.2	0.54	ug/Kg	☼	11/29/11 17:05	12/06/11 03:29	1
Ethylene Dibromide	2.1	U	2.1	0.21	ug/Kg	☼	11/29/11 17:05	12/06/11 03:29	1
Dichlorodifluoromethane	2.1	U	2.1	0.21	ug/Kg	☼	11/29/11 17:05	12/06/11 03:29	1
cis-1,2-Dichloroethene	**4.6**		2.1	0.15	ug/Kg	☼	11/29/11 17:05	12/06/11 03:29	1
trans-1,2-Dichloroethene	**0.31**	**J**	2.1	0.17	ug/Kg	☼	11/29/11 17:05	12/06/11 03:29	1
Isopropylbenzene	2.1	U	2.1	0.066	ug/Kg	☼	11/29/11 17:05	12/06/11 03:29	1
Methyl acetate	4.2	U	4.2	0.58	ug/Kg	☼	11/29/11 17:05	12/06/11 03:29	1
Methyl tert-butyl ether	8.3	U	8.3	0.18	ug/Kg	☼	11/29/11 17:05	12/06/11 03:29	1
1,1,2-Trichloro-1,2,2-trifluoroethane	2.1	U	2.1	0.54	ug/Kg	☼	11/29/11 17:05	12/06/11 03:29	1
1,2,4-Trichlorobenzene	2.1	U	2.1	0.11	ug/Kg	☼	11/29/11 17:05	12/06/11 03:29	1
1,2-Dichlorobenzene	**0.44**	**J**	2.1	0.15	ug/Kg	☼	11/29/11 17:05	12/06/11 03:29	1
1,3-Dichlorobenzene	2.1	U	2.1	0.15	ug/Kg	☼	11/29/11 17:05	12/06/11 03:29	1
1,4-Dichlorobenzene	2.1	U	2.1	0.27	ug/Kg	☼	11/29/11 17:05	12/06/11 03:29	1
Trichlorofluoromethane	2.1	U	2.1	0.14	ug/Kg	☼	11/29/11 17:05	12/06/11 03:29	1
Chlorodibromomethane	2.1	U	2.1	0.23	ug/Kg	☼	11/29/11 17:05	12/06/11 03:29	1
Methylcyclohexane	**0.74**	**J**	4.2	0.13	ug/Kg	☼	11/29/11 17:05	12/06/11 03:29	1

Client: Conestoga-Rovers & Associates, Inc.
Project/Site: 17324-T07, RACER Former MTM

TestAmerica Job ID: 240-6309-1

Client Sample ID: S-017324-112811-TP-102
Date Collected: 11/28/11 14:55
Date Received: 11/29/11 10:15

Lab Sample ID: 240-6309-10
Matrix: Solid
Percent Solids: 85.5

Surrogate	%Recovery	Qualifier	Limits	Prepared	Analyzed	Dil Fac
1,2-Dichloroethane-d4 (Surr)	*92*		*58 - 123*	*11/29/11 17:05*	*12/06/11 03:29*	*1*
4-Bromofluorobenzene (Surr)	*84*		*52 - 136*	*11/29/11 17:05*	*12/06/11 03:29*	*1*
Toluene-d8 (Surr)	*103*		*67 - 125*	*11/29/11 17:05*	*12/06/11 03:29*	*1*
Dibromofluoromethane (Surr)	*95*		*37 - 132*	*11/29/11 17:05*	*12/06/11 03:29*	*1*

Method: 8270C - Semivolatile Organic Compounds (GC/MS)

Analyte	Result	Qualifier	RL	MDL	Unit	D	Prepared	Analyzed	Dil Fac
1,1'-Biphenyl	2900	U	2900	1600	ug/Kg	☼	12/02/11 08:42	12/06/11 19:13	50
2,2'-oxybis[1-chloropropane]	5800	U	5800	550	ug/Kg	☼	12/02/11 08:42	12/06/11 19:13	50
2,4,5-Trichlorophenol	8700	U	8700	1500	ug/Kg	☼	12/02/11 08:42	12/06/11 19:13	50
2,4,6-Trichlorophenol	8700	U	8700	4700	ug/Kg	☼	12/02/11 08:42	12/06/11 19:13	50
2,4-Dichlorophenol	8700	U	8700	1200	ug/Kg	☼	12/02/11 08:42	12/06/11 19:13	50
2,4-Dimethylphenol	8700	U	8700	1200	ug/Kg	☼	12/02/11 08:42	12/06/11 19:13	50
2,4-Dinitrophenol	19000	U	19000	4700	ug/Kg	☼	12/02/11 08:42	12/06/11 19:13	50
2,4-Dinitrotoluene	12000	U	12000	1600	ug/Kg	☼	12/02/11 08:42	12/06/11 19:13	50
2,6-Dinitrotoluene	12000	U	12000	1200	ug/Kg	☼	12/02/11 08:42	12/06/11 19:13	50
2-Chloronaphthalene	2900	U	2900	190	ug/Kg	☼	12/02/11 08:42	12/06/11 19:13	50
2-Chlorophenol	2900	U	2900	1600	ug/Kg	☼	12/02/11 08:42	12/06/11 19:13	50
2-Methylnaphthalene	390	U	390	190	ug/Kg	☼	12/02/11 08:42	12/06/11 19:13	50
2-Methylphenol	12000	U	12000	4700	ug/Kg	☼	12/02/11 08:42	12/06/11 19:13	50
2-Nitroaniline	12000	U	12000	530	ug/Kg	☼	12/02/11 08:42	12/06/11 19:13	50
2-Nitrophenol	2900	U	2900	1600	ug/Kg	☼	12/02/11 08:42	12/06/11 19:13	50
3,3'-Dichlorobenzidine	5800	U	5800	1000	ug/Kg	☼	12/02/11 08:42	12/06/11 19:13	50
3-Nitroaniline	12000	U	12000	930	ug/Kg	☼	12/02/11 08:42	12/06/11 19:13	50
4,6-Dinitro-2-methylphenol	8700	U	8700	4700	ug/Kg	☼	12/02/11 08:42	12/06/11 19:13	50
4-Bromophenyl phenyl ether	2900	U	2900	760	ug/Kg	☼	12/02/11 08:42	12/06/11 19:13	50
4-Chloro-3-methylphenol	8700	U	8700	1200	ug/Kg	☼	12/02/11 08:42	12/06/11 19:13	50
4-Chloroaniline	8700	U	8700	990	ug/Kg	☼	12/02/11 08:42	12/06/11 19:13	50
4-Chlorophenyl phenyl ether	2900	U	2900	760	ug/Kg	☼	12/02/11 08:42	12/06/11 19:13	50
4-Nitroaniline	12000	U	12000	1500	ug/Kg	☼	12/02/11 08:42	12/06/11 19:13	50
4-Nitrophenol	19000	U	19000	4700	ug/Kg	☼	12/02/11 08:42	12/06/11 19:13	50
Acenaphthene	390	U	390	190	ug/Kg	☼	12/02/11 08:42	12/06/11 19:13	50
Acenaphthylene	390	U	390	190	ug/Kg	☼	12/02/11 08:42	12/06/11 19:13	50
Acetophenone	5800	U	5800	540	ug/Kg	☼	12/02/11 08:42	12/06/11 19:13	50
Anthracene	390	U	390	190	ug/Kg	☼	12/02/11 08:42	12/06/11 19:13	50
Atrazine	12000	U	12000	530	ug/Kg	☼	12/02/11 08:42	12/06/11 19:13	50
Benzaldehyde	5800	U	5800	700	ug/Kg	☼	12/02/11 08:42	12/06/11 19:13	50
Benzo[a]anthracene	390	U	390	190	ug/Kg	☼	12/02/11 08:42	12/06/11 19:13	50
Benzo[a]pyrene	390	U	390	190	ug/Kg	☼	12/02/11 08:42	12/06/11 19:13	50
Benzo[b]fluoranthene	390	U	390	190	ug/Kg	☼	12/02/11 08:42	12/06/11 19:13	50
Benzo[g,h,i]perylene	390	U	390	190	ug/Kg	☼	12/02/11 08:42	12/06/11 19:13	50
Benzo[k]fluoranthene	390	U	390	190	ug/Kg	☼	12/02/11 08:42	12/06/11 19:13	50
Bis(2-chloroethoxy)methane	5800	U	5800	1300	ug/Kg	☼	12/02/11 08:42	12/06/11 19:13	50
Bis(2-chloroethyl)ether	5800	U	5800	120	ug/Kg	☼	12/02/11 08:42	12/06/11 19:13	50
Bis(2-ethylhexyl) phthalate	2900	U	2900	1100	ug/Kg	☼	12/02/11 08:42	12/06/11 19:13	50
Butyl benzyl phthalate	2900	U	2900	580	ug/Kg	☼	12/02/11 08:42	12/06/11 19:13	50
Caprolactam	19000	U	19000	2200	ug/Kg	☼	12/02/11 08:42	12/06/11 19:13	50
Carbazole	2900	U	2900	1600	ug/Kg	☼	12/02/11 08:42	12/06/11 19:13	50
Chrysene	390	U	390	64	ug/Kg	☼	12/02/11 08:42	12/06/11 19:13	50
Dibenz(a,h)anthracene	390	U	390	190	ug/Kg	☼	12/02/11 08:42	12/06/11 19:13	50
Dibenzofuran	2900	U	2900	190	ug/Kg	☼	12/02/11 08:42	12/06/11 19:13	50

Client Sample ID: S-017324-112811-TP-102
Date Collected: 11/28/11 14:55
Date Received: 11/29/11 10:15

Lab Sample ID: 240-6309-10
Matrix: Solid
Percent Solids: 85.5

Method: 8270C - Semivolatile Organic Compounds (GC/MS) (Continued)

Analyte	Result	Qualifier	RL	MDL	Unit	D	Prepared	Analyzed	Dil Fac
Diethyl phthalate	2900	U	2900	930	ug/Kg	☼	12/02/11 08:42	12/06/11 19:13	50
Dimethyl phthalate	2900	U	2900	990	ug/Kg	☼	12/02/11 08:42	12/06/11 19:13	50
Di-n-butyl phthalate	2900	U	2900	870	ug/Kg	☼	12/02/11 08:42	12/06/11 19:13	50
Di-n-octyl phthalate	2900	U	2900	1600	ug/Kg	☼	12/02/11 08:42	12/06/11 19:13	50
Fluoranthene	**680**		390	190	ug/Kg	☼	12/02/11 08:42	12/06/11 19:13	50
Fluorene	**530**		390	190	ug/Kg	☼	12/02/11 08:42	12/06/11 19:13	50
Hexachlorobenzene	390	U	390	120	ug/Kg	☼	12/02/11 08:42	12/06/11 19:13	50
Hexachlorobutadiene	2900	U	2900	1600	ug/Kg	☼	12/02/11 08:42	12/06/11 19:13	50
Hexachlorocyclopentadiene	19000	U	19000	1600	ug/Kg	☼	12/02/11 08:42	12/06/11 19:13	50
Hexachloroethane	2900	U	2900	520	ug/Kg	☼	12/02/11 08:42	12/06/11 19:13	50
Indeno[1,2,3-cd]pyrene	390	U	390	190	ug/Kg	☼	12/02/11 08:42	12/06/11 19:13	50
Isophorone	2900	U	2900	760	ug/Kg	☼	12/02/11 08:42	12/06/11 19:13	50
Naphthalene	390	U	390	190	ug/Kg	☼	12/02/11 08:42	12/06/11 19:13	50
Nitrobenzene	5800	U	5800	130	ug/Kg	☼	12/02/11 08:42	12/06/11 19:13	50
N-Nitrosodi-n-propylamine	2900	U	2900	1600	ug/Kg	☼	12/02/11 08:42	12/06/11 19:13	50
N-Nitrosodiphenylamine	2900	U	2900	1200	ug/Kg	☼	12/02/11 08:42	12/06/11 19:13	50
Pentachlorophenol	8700	U	8700	4700	ug/Kg	☼	12/02/11 08:42	12/06/11 19:13	50
Phenol	2900	U	2900	1600	ug/Kg	☼	12/02/11 08:42	12/06/11 19:13	50
Phenanthrene	**1500**		390	190	ug/Kg	☼	12/02/11 08:42	12/06/11 19:13	50
Pyrene	**940**		390	190	ug/Kg	☼	12/02/11 08:42	12/06/11 19:13	50
3 & 4 Methylphenol	23000	U	23000	1200	ug/Kg	☼	12/02/11 08:42	12/06/11 19:13	50

Surrogate	*%Recovery*	*Qualifier*	*Limits*	*Prepared*	*Analyzed*	*Dil Fac*
2-Fluorobiphenyl (Surr)	*84*		*34 - 110*	*12/02/11 08:42*	*12/06/11 19:13*	*50*
2-Fluorophenol (Surr)	*54*		*26 - 110*	*12/02/11 08:42*	*12/06/11 19:13*	*50*
2,4,6-Tribromophenol (Surr)	*0*	*X*	*10 - 118*	*12/02/11 08:42*	*12/06/11 19:13*	*50*
Nitrobenzene-d5 (Surr)	*84*		*24 - 112*	*12/02/11 08:42*	*12/06/11 19:13*	*50*
Phenol-d5 (Surr)	*72*		*28 - 110*	*12/02/11 08:42*	*12/06/11 19:13*	*50*
Terphenyl-d14 (Surr)	*0*	*X*	*41 - 119*	*12/02/11 08:42*	*12/06/11 19:13*	*50*

Method: 8082 - Polychlorinated Biphenyls (PCBs) by Gas Chromatography

Analyte	Result	Qualifier	RL	MDL	Unit	D	Prepared	Analyzed	Dil Fac
Aroclor-1016	39	U	39	25	ug/Kg	☼	12/02/11 08:35	12/07/11 12:54	1
Aroclor-1221	39	U	39	19	ug/Kg	☼	12/02/11 08:35	12/07/11 12:54	1
Aroclor-1232	39	U	39	16	ug/Kg	☼	12/02/11 08:35	12/07/11 12:54	1
Aroclor-1242	39	U	39	15	ug/Kg	☼	12/02/11 08:35	12/07/11 12:54	1
Aroclor-1248	**81**		39	20	ug/Kg	☼	12/02/11 08:35	12/07/11 12:54	1
Aroclor-1254	39	U	39	20	ug/Kg	☼	12/02/11 08:35	12/07/11 12:54	1
Aroclor-1260	39	U	39	20	ug/Kg	☼	12/02/11 08:35	12/07/11 12:54	1

Surrogate	*%Recovery*	*Qualifier*	*Limits*	*Prepared*	*Analyzed*	*Dil Fac*
Tetrachloro-m-xylene	*88*		*29 - 151*	*12/02/11 08:35*	*12/07/11 12:54*	*1*
DCB Decachlorobiphenyl	*49*		*14 - 163*	*12/02/11 08:35*	*12/07/11 12:54*	*1*

Method: 6010B - Metals (ICP)

Analyte	Result	Qualifier	RL	MDL	Unit	D	Prepared	Analyzed	Dil Fac
Aluminum	**12000**		19	8.9	mg/Kg	☼	12/01/11 09:57	12/05/11 10:00	1
Antimony	0.93	U	0.93	0.36	mg/Kg	☼	12/01/11 09:57	12/05/11 10:00	1
Barium	**130**		19	0.066	mg/Kg	☼	12/01/11 09:57	12/05/11 10:00	1
Beryllium	**0.49**		0.46	0.040	mg/Kg	☼	12/01/11 09:57	12/05/11 10:00	1
Calcium	**33000**	**B**	460	15	mg/Kg	☼	12/01/11 09:57	12/05/11 10:00	1

Client: Conestoga-Rovers & Associates, Inc.
Project/Site: 17324-T07, RACER Former MTM

TestAmerica Job ID: 240-6309-1

Client Sample ID: S-017324-112811-TP-102
Date Collected: 11/28/11 14:55
Date Received: 11/29/11 10:15

Lab Sample ID: 240-6309-10
Matrix: Solid
Percent Solids: 85.5

Method: 6010B - Metals (ICP) (Continued)

Analyte	Result	Qualifier	RL	MDL	Unit	D	Prepared	Analyzed	Dil Fac
Cadmium	0.11	J	0.19	0.033	mg/Kg	☼	12/01/11 09:57	12/05/11 10:00	1
Cobalt	7.7		4.6	0.15	mg/Kg	☼	12/01/11 09:57	12/05/11 10:00	1
Chromium	17		0.46	0.19	mg/Kg	☼	12/01/11 09:57	12/05/11 10:00	1
Copper	20		2.3	0.69	mg/Kg	☼	12/01/11 09:57	12/05/11 10:00	1
Iron	23000	B	9.3	4.5	mg/Kg	☼	12/01/11 09:57	12/05/11 10:00	1
Potassium	1400	B	460	5.8	mg/Kg	☼	12/01/11 09:57	12/05/11 10:00	1
Magnesium	19000	B	460	4.7	mg/Kg	☼	12/01/11 09:57	12/05/11 10:00	1
Manganese	670	B	1.4	0.069	mg/Kg	☼	12/01/11 09:57	12/05/11 10:00	1
Silver	0.46	U	0.46	0.093	mg/Kg	☼	12/01/11 09:57	12/05/11 10:00	1
Sodium	110	J	460	61	mg/Kg	☼	12/01/11 09:57	12/05/11 10:00	1
Nickel	22		3.7	0.25	mg/Kg	☼	12/01/11 09:57	12/05/11 10:00	1
Vanadium	32		4.6	0.11	mg/Kg	☼	12/01/11 09:57	12/05/11 10:00	1
Zinc	65		1.9	0.93	mg/Kg	☼	12/01/11 09:57	12/05/11 10:00	1
Arsenic	11		0.93	0.28	mg/Kg	☼	12/01/11 09:57	12/05/11 10:00	1
Lead	12		0.28	0.18	mg/Kg	☼	12/01/11 09:57	12/05/11 10:00	1
Selenium	0.46	U	0.46	0.42	mg/Kg	☼	12/01/11 09:57	12/05/11 10:00	1
Thallium	2.3		0.93	0.51	mg/Kg	☼	12/01/11 09:57	12/05/11 10:00	1

Method: 7471A - Mercury (CVAA)

Analyte	Result	Qualifier	RL	MDL	Unit	D	Prepared	Analyzed	Dil Fac
Mercury	0.021	J	0.095	0.014	mg/Kg	☼	12/01/11 13:25	12/05/11 12:31	1

Client: Conestoga-Rovers & Associates, Inc.
Project/Site: 17324-T07, RACER Former MTM

TestAmerica Job ID: 240-6309-1

Client Sample ID: S-017324-112811-TP-103
Date Collected: 11/28/11 15:05
Date Received: 11/29/11 10:15

Lab Sample ID: 240-6309-11
Matrix: Solid
Percent Solids: 90.8

Method: 8260B - Volatile Organic Compounds (GC/MS)

Analyte	Result	Qualifier	RL	MDL	Unit	D	Prepared	Analyzed	Dil Fac
Acetone	390	U	390	66	ug/Kg	☼	11/30/11 21:57	12/06/11 05:15	1
Benzene	97	U	97	4.7	ug/Kg	☼	11/30/11 21:57	12/06/11 05:15	1
Dichlorobromomethane	97	U	97	3.8	ug/Kg	☼	11/30/11 21:57	12/06/11 05:15	1
Bromoform	97	U	97	7.4	ug/Kg	☼	11/30/11 21:57	12/06/11 05:15	1
Bromomethane	97	U	97	11	ug/Kg	☼	11/30/11 21:57	12/06/11 05:15	1
2-Butanone (MEK)	390	U	390	17	ug/Kg	☼	11/30/11 21:57	12/06/11 05:15	1
Carbon disulfide	97	U	97	4.7	ug/Kg	☼	11/30/11 21:57	12/06/11 05:15	1
Carbon tetrachloride	97	U	97	2.5	ug/Kg	☼	11/30/11 21:57	12/06/11 05:15	1
Chlorobenzene	97	U	97	2.5	ug/Kg	☼	11/30/11 21:57	12/06/11 05:15	1
Chloroethane	97	U	97	24	ug/Kg	☼	11/30/11 21:57	12/06/11 05:15	1
Chloroform	97	U	97	3.4	ug/Kg	☼	11/30/11 21:57	12/06/11 05:15	1
Chloromethane	97	U	97	5.4	ug/Kg	☼	11/30/11 21:57	12/06/11 05:15	1
1,1-Dichloroethane	**37**	**J**	97	6.6	ug/Kg	☼	11/30/11 21:57	12/06/11 05:15	1
1,2-Dichloroethane	97	U	97	3.9	ug/Kg	☼	11/30/11 21:57	12/06/11 05:15	1
1,1-Dichloroethene	97	U	97	7.0	ug/Kg	☼	11/30/11 21:57	12/06/11 05:15	1
1,2-Dichloropropane	97	U	97	3.2	ug/Kg	☼	11/30/11 21:57	12/06/11 05:15	1
cis-1,3-Dichloropropene	97	U	97	3.1	ug/Kg	☼	11/30/11 21:57	12/06/11 05:15	1
trans-1,3-Dichloropropene	97	U	97	7.8	ug/Kg	☼	11/30/11 21:57	12/06/11 05:15	1
Ethylbenzene	**23**	**J**	97	2.1	ug/Kg	☼	11/30/11 21:57	12/06/11 05:15	1
2-Hexanone	390	U	390	7.8	ug/Kg	☼	11/30/11 21:57	12/06/11 05:15	1
Methylene Chloride	97	U	97	30	ug/Kg	☼	11/30/11 21:57	12/06/11 05:15	1
4-Methyl-2-pentanone (MIBK)	390	U	390	19	ug/Kg	☼	11/30/11 21:57	12/06/11 05:15	1
Styrene	97	U	97	2.2	ug/Kg	☼	11/30/11 21:57	12/06/11 05:15	1
1,1,2,2-Tetrachloroethane	97	U	97	3.5	ug/Kg	☼	11/30/11 21:57	12/06/11 05:15	1
Tetrachloroethene	97	U	97	4.7	ug/Kg	☼	11/30/11 21:57	12/06/11 05:15	1
Toluene	**47**	**J**	97	6.6	ug/Kg	☼	11/30/11 21:57	12/06/11 05:15	1
Trichloroethene	**21**	**J**	97	3.8	ug/Kg	☼	11/30/11 21:57	12/06/11 05:15	1
Vinyl chloride	97	U	97	7.0	ug/Kg	☼	11/30/11 21:57	12/06/11 05:15	1
Xylenes, Total	**45**	**J**	190	3.1	ug/Kg	☼	11/30/11 21:57	12/06/11 05:15	1
1,1,1-Trichloroethane	97	U	97	8.2	ug/Kg	☼	11/30/11 21:57	12/06/11 05:15	1
1,1,2-Trichloroethane	97	U	97	4.7	ug/Kg	☼	11/30/11 21:57	12/06/11 05:15	1
Cyclohexane	190	U	190	16	ug/Kg	☼	11/30/11 21:57	12/06/11 05:15	1
1,2-Dibromo-3-Chloropropane	190	U	190	19	ug/Kg	☼	11/30/11 21:57	12/06/11 05:15	1
Ethylene Dibromide	97	U	97	3.9	ug/Kg	☼	11/30/11 21:57	12/06/11 05:15	1
Dichlorodifluoromethane	97	U	97	6.2	ug/Kg	☼	11/30/11 21:57	12/06/11 05:15	1
cis-1,2-Dichloroethene	**720**		97	2.7	ug/Kg	☼	11/30/11 21:57	12/06/11 05:15	1
trans-1,2-Dichloroethene	**45**	**J**	97	3.6	ug/Kg	☼	11/30/11 21:57	12/06/11 05:15	1
Isopropylbenzene	**6.0**	**J**	97	2.5	ug/Kg	☼	11/30/11 21:57	12/06/11 05:15	1
Methyl acetate	190	U	190	9.7	ug/Kg	☼	11/30/11 21:57	12/06/11 05:15	1
Methyl tert-butyl ether	390	U	390	2.8	ug/Kg	☼	11/30/11 21:57	12/06/11 05:15	1
1,1,2-Trichloro-1,2,2-trifluoroethane	97	U	97	15	ug/Kg	☼	11/30/11 21:57	12/06/11 05:15	1
1,2,4-Trichlorobenzene	97	U	97	2.8	ug/Kg	☼	11/30/11 21:57	12/06/11 05:15	1
1,2-Dichlorobenzene	**26**	**J**	97	3.3	ug/Kg	☼	11/30/11 21:57	12/06/11 05:15	1
1,3-Dichlorobenzene	97	U	97	1.9	ug/Kg	☼	11/30/11 21:57	12/06/11 05:15	1
1,4-Dichlorobenzene	97	U	97	3.1	ug/Kg	☼	11/30/11 21:57	12/06/11 05:15	1
Trichlorofluoromethane	97	U	97	6.2	ug/Kg	☼	11/30/11 21:57	12/06/11 05:15	1
Chlorodibromomethane	97	U	97	4.7	ug/Kg	☼	11/30/11 21:57	12/06/11 05:15	1
Methylcyclohexane	**14**	**J**	190	4.7	ug/Kg	☼	11/30/11 21:57	12/06/11 05:15	1

Client: Conestoga-Rovers & Associates, Inc.
Project/Site: 17324-T07, RACER Former MTM

TestAmerica Job ID: 240-6309-1

Client Sample ID: S-017324-112811-TP-103
Date Collected: 11/28/11 15:05
Date Received: 11/29/11 10:15

Lab Sample ID: 240-6309-11
Matrix: Solid
Percent Solids: 90.8

Surrogate	%Recovery	Qualifier	Limits	Prepared	Analyzed	Dil Fac
1,2-Dichloroethane-d4 (Surr)	67		39 - 128	11/30/11 21:57	12/06/11 05:15	1
4-Bromofluorobenzene (Surr)	66		26 - 141	11/30/11 21:57	12/06/11 05:15	1
Toluene-d8 (Surr)	66		33 - 134	11/30/11 21:57	12/06/11 05:15	1
Dibromofluoromethane (Surr)	62		30 - 122	11/30/11 21:57	12/06/11 05:15	1

Method: 8270C - Semivolatile Organic Compounds (GC/MS)

Analyte	Result	Qualifier	RL	MDL	Unit	D	Prepared	Analyzed	Dil Fac
1,1'-Biphenyl	2700	U	2700	1500	ug/Kg	☼	12/02/11 08:42	12/06/11 19:31	50
2,2'-oxybis[1-chloropropane]	5500	U	5500	520	ug/Kg	☼	12/02/11 08:42	12/06/11 19:31	50
2,4,5-Trichlorophenol	8200	U	8200	1400	ug/Kg	☼	12/02/11 08:42	12/06/11 19:31	50
2,4,6-Trichlorophenol	8200	U	8200	4400	ug/Kg	☼	12/02/11 08:42	12/06/11 19:31	50
2,4-Dichlorophenol	8200	U	8200	1100	ug/Kg	☼	12/02/11 08:42	12/06/11 19:31	50
2,4-Dimethylphenol	8200	U	8200	1100	ug/Kg	☼	12/02/11 08:42	12/06/11 19:31	50
2,4-Dinitrophenol	18000	U	18000	4400	ug/Kg	☼	12/02/11 08:42	12/06/11 19:31	50
2,4-Dinitrotoluene	11000	U	11000	1500	ug/Kg	☼	12/02/11 08:42	12/06/11 19:31	50
2,6-Dinitrotoluene	11000	U	11000	1200	ug/Kg	☼	12/02/11 08:42	12/06/11 19:31	50
2-Chloronaphthalene	2700	U	2700	180	ug/Kg	☼	12/02/11 08:42	12/06/11 19:31	50
2-Chlorophenol	2700	U	2700	1500	ug/Kg	☼	12/02/11 08:42	12/06/11 19:31	50
2-Methylnaphthalene	370	U	370	180	ug/Kg	☼	12/02/11 08:42	12/06/11 19:31	50
2-Methylphenol	11000	U	11000	4400	ug/Kg	☼	12/02/11 08:42	12/06/11 19:31	50
2-Nitroaniline	11000	U	11000	500	ug/Kg	☼	12/02/11 08:42	12/06/11 19:31	50
2-Nitrophenol	2700	U	2700	1500	ug/Kg	☼	12/02/11 08:42	12/06/11 19:31	50
3,3'-Dichlorobenzidine	5500	U	5500	990	ug/Kg	☼	12/02/11 08:42	12/06/11 19:31	50
3-Nitroaniline	11000	U	11000	880	ug/Kg	☼	12/02/11 08:42	12/06/11 19:31	50
4,6-Dinitro-2-methylphenol	8200	U	8200	4400	ug/Kg	☼	12/02/11 08:42	12/06/11 19:31	50
4-Bromophenyl phenyl ether	2700	U	2700	710	ug/Kg	☼	12/02/11 08:42	12/06/11 19:31	50
4-Chloro-3-methylphenol	8200	U	8200	1200	ug/Kg	☼	12/02/11 08:42	12/06/11 19:31	50
4-Chloroaniline	8200	U	8200	930	ug/Kg	☼	12/02/11 08:42	12/06/11 19:31	50
4-Chlorophenyl phenyl ether	2700	U	2700	710	ug/Kg	☼	12/02/11 08:42	12/06/11 19:31	50
4-Nitroaniline	11000	U	11000	1400	ug/Kg	☼	12/02/11 08:42	12/06/11 19:31	50
4-Nitrophenol	18000	U	18000	4400	ug/Kg	☼	12/02/11 08:42	12/06/11 19:31	50
Acenaphthene	370	U	370	180	ug/Kg	☼	12/02/11 08:42	12/06/11 19:31	50
Acenaphthylene	370	U	370	180	ug/Kg	☼	12/02/11 08:42	12/06/11 19:31	50
Acetophenone	5500	U	5500	510	ug/Kg	☼	12/02/11 08:42	12/06/11 19:31	50
Anthracene	370	U	370	180	ug/Kg	☼	12/02/11 08:42	12/06/11 19:31	50
Atrazine	11000	U	11000	500	ug/Kg	☼	12/02/11 08:42	12/06/11 19:31	50
Benzaldehyde	5500	U	5500	660	ug/Kg	☼	12/02/11 08:42	12/06/11 19:31	50
Benzo[a]anthracene	370	U	370	180	ug/Kg	☼	12/02/11 08:42	12/06/11 19:31	50
Benzo[a]pyrene	370	U	370	180	ug/Kg	☼	12/02/11 08:42	12/06/11 19:31	50
Benzo[b]fluoranthene	370	U	370	180	ug/Kg	☼	12/02/11 08:42	12/06/11 19:31	50
Benzo[g,h,i]perylene	370	U	370	180	ug/Kg	☼	12/02/11 08:42	12/06/11 19:31	50
Benzo[k]fluoranthene	370	U	370	180	ug/Kg	☼	12/02/11 08:42	12/06/11 19:31	50
Bis(2-chloroethoxy)methane	5500	U	5500	1200	ug/Kg	☼	12/02/11 08:42	12/06/11 19:31	50
Bis(2-chloroethyl)ether	5500	U	5500	110	ug/Kg	☼	12/02/11 08:42	12/06/11 19:31	50
Bis(2-ethylhexyl) phthalate	2700	U	2700	1000	ug/Kg	☼	12/02/11 08:42	12/06/11 19:31	50
Butyl benzyl phthalate	2700	U	2700	550	ug/Kg	☼	12/02/11 08:42	12/06/11 19:31	50
Caprolactam	18000	U	18000	2000	ug/Kg	☼	12/02/11 08:42	12/06/11 19:31	50
Carbazole	2700	U	2700	1500	ug/Kg	☼	12/02/11 08:42	12/06/11 19:31	50
Chrysene	370	U	370	60	ug/Kg	☼	12/02/11 08:42	12/06/11 19:31	50
Dibenz(a,h)anthracene	370	U	370	180	ug/Kg	☼	12/02/11 08:42	12/06/11 19:31	50
Dibenzofuran	2700	U	2700	180	ug/Kg	☼	12/02/11 08:42	12/06/11 19:31	50

Client Sample ID: S-017324-112811-TP-103
Date Collected: 11/28/11 15:05
Date Received: 11/29/11 10:15

Lab Sample ID: 240-6309-11
Matrix: Solid
Percent Solids: 90.8

Method: 8270C - Semivolatile Organic Compounds (GC/MS) (Continued)

Analyte	Result	Qualifier	RL	MDL	Unit	D	Prepared	Analyzed	Dil Fac
Diethyl phthalate	2700	U	2700	880	ug/Kg	☼	12/02/11 08:42	12/06/11 19:31	50
Dimethyl phthalate	2700	U	2700	930	ug/Kg	☼	12/02/11 08:42	12/06/11 19:31	50
Di-n-butyl phthalate	2700	U	2700	820	ug/Kg	☼	12/02/11 08:42	12/06/11 19:31	50
Di-n-octyl phthalate	2700	U	2700	1500	ug/Kg	☼	12/02/11 08:42	12/06/11 19:31	50
Fluoranthene	**380**		370	180	ug/Kg	☼	12/02/11 08:42	12/06/11 19:31	50
Fluorene	**200**	**J**	370	180	ug/Kg	☼	12/02/11 08:42	12/06/11 19:31	50
Hexachlorobenzene	370	U	370	120	ug/Kg	☼	12/02/11 08:42	12/06/11 19:31	50
Hexachlorobutadiene	2700	U	2700	1500	ug/Kg	☼	12/02/11 08:42	12/06/11 19:31	50
Hexachlorocyclopentadiene	18000	U	18000	1500	ug/Kg	☼	12/02/11 08:42	12/06/11 19:31	50
Hexachloroethane	2700	U	2700	490	ug/Kg	☼	12/02/11 08:42	12/06/11 19:31	50
Indeno[1,2,3-cd]pyrene	370	U	370	180	ug/Kg	☼	12/02/11 08:42	12/06/11 19:31	50
Isophorone	2700	U	2700	710	ug/Kg	☼	12/02/11 08:42	12/06/11 19:31	50
Naphthalene	370	U	370	180	ug/Kg	☼	12/02/11 08:42	12/06/11 19:31	50
Nitrobenzene	5500	U	5500	120	ug/Kg	☼	12/02/11 08:42	12/06/11 19:31	50
N-Nitrosodi-n-propylamine	2700	U	2700	1500	ug/Kg	☼	12/02/11 08:42	12/06/11 19:31	50
N-Nitrosodiphenylamine	2700	U	2700	1200	ug/Kg	☼	12/02/11 08:42	12/06/11 19:31	50
Pentachlorophenol	8200	U	8200	4400	ug/Kg	☼	12/02/11 08:42	12/06/11 19:31	50
Phenol	2700	U	2700	1500	ug/Kg	☼	12/02/11 08:42	12/06/11 19:31	50
Phenanthrene	**1300**		370	180	ug/Kg	☼	12/02/11 08:42	12/06/11 19:31	50
Pyrene	**450**		370	180	ug/Kg	☼	12/02/11 08:42	12/06/11 19:31	50
3 & 4 Methylphenol	22000	U	22000	1100	ug/Kg	☼	12/02/11 08:42	12/06/11 19:31	50

Surrogate	*%Recovery*	*Qualifier*	*Limits*	*Prepared*	*Analyzed*	*Dil Fac*
2-Fluorobiphenyl (Surr)	*77*		*34 - 110*	*12/02/11 08:42*	*12/06/11 19:31*	*50*
2-Fluorophenol (Surr)	*61*		*26 - 110*	*12/02/11 08:42*	*12/06/11 19:31*	*50*
2,4,6-Tribromophenol (Surr)	*0*	*X*	*10 - 118*	*12/02/11 08:42*	*12/06/11 19:31*	*50*
Nitrobenzene-d5 (Surr)	*76*		*24 - 112*	*12/02/11 08:42*	*12/06/11 19:31*	*50*
Phenol-d5 (Surr)	*75*		*28 - 110*	*12/02/11 08:42*	*12/06/11 19:31*	*50*
Terphenyl-d14 (Surr)	*92*		*41 - 119*	*12/02/11 08:42*	*12/06/11 19:31*	*50*

Method: 8082 - Polychlorinated Biphenyls (PCBs) by Gas Chromatography

Analyte	Result	Qualifier	RL	MDL	Unit	D	Prepared	Analyzed	Dil Fac
Aroclor-1016	36	U	36	23	ug/Kg	☼	12/02/11 08:35	12/07/11 13:49	1
Aroclor-1221	36	U	36	18	ug/Kg	☼	12/02/11 08:35	12/07/11 13:49	1
Aroclor-1232	36	U	36	15	ug/Kg	☼	12/02/11 08:35	12/07/11 13:49	1
Aroclor-1242	36	U	36	14	ug/Kg	☼	12/02/11 08:35	12/07/11 13:49	1
Aroclor-1248	**62**		36	19	ug/Kg	☼	12/02/11 08:35	12/07/11 13:49	1
Aroclor-1254	36	U	36	19	ug/Kg	☼	12/02/11 08:35	12/07/11 13:49	1
Aroclor-1260	36	U	36	19	ug/Kg	☼	12/02/11 08:35	12/07/11 13:49	1

Surrogate	*%Recovery*	*Qualifier*	*Limits*	*Prepared*	*Analyzed*	*Dil Fac*
Tetrachloro-m-xylene	*83*		*29 - 151*	*12/02/11 08:35*	*12/07/11 13:49*	*1*
DCB Decachlorobiphenyl	*53*		*14 - 163*	*12/02/11 08:35*	*12/07/11 13:49*	*1*

Method: 6010B - Metals (ICP)

Analyte	Result	Qualifier	RL	MDL	Unit	D	Prepared	Analyzed	Dil Fac
Aluminum	**2800**		21	10	mg/Kg	☼	12/01/11 09:57	12/05/11 10:06	1
Antimony	1.1	U	1.1	0.41	mg/Kg	☼	12/01/11 09:57	12/05/11 10:06	1
Barium	**20**	**J**	21	0.075	mg/Kg	☼	12/01/11 09:57	12/05/11 10:06	1
Beryllium	**0.076**	**J**	0.53	0.046	mg/Kg	☼	12/01/11 09:57	12/05/11 10:06	1
Calcium	**48000**	**B**	530	17	mg/Kg	☼	12/01/11 09:57	12/05/11 10:06	1

Client: Conestoga-Rovers & Associates, Inc.
Project/Site: 17324-T07, RACER Former MTM

TestAmerica Job ID: 240-6309-1

Client Sample ID: S-017324-112811-TP-103
Date Collected: 11/28/11 15:05
Date Received: 11/29/11 10:15

Lab Sample ID: 240-6309-11
Matrix: Solid
Percent Solids: 90.8

Method: 6010B - Metals (ICP) (Continued)

Analyte	Result	Qualifier	RL	MDL	Unit	D	Prepared	Analyzed	Dil Fac
Cadmium	0.077	J	0.21	0.038	mg/Kg	☼	12/01/11 09:57	12/05/11 10:06	1
Cobalt	3.1	J	5.3	0.17	mg/Kg	☼	12/01/11 09:57	12/05/11 10:06	1
Chromium	6.7		0.53	0.21	mg/Kg	☼	12/01/11 09:57	12/05/11 10:06	1
Copper	7.7		2.6	0.78	mg/Kg	☼	12/01/11 09:57	12/05/11 10:06	1
Iron	8100	B	11	5.2	mg/Kg	☼	12/01/11 09:57	12/05/11 10:06	1
Potassium	590	B	530	6.6	mg/Kg	☼	12/01/11 09:57	12/05/11 10:06	1
Magnesium	44000	B	530	5.4	mg/Kg	☼	12/01/11 09:57	12/05/11 10:06	1
Manganese	170	B	1.6	0.078	mg/Kg	☼	12/01/11 09:57	12/05/11 10:06	1
Silver	0.53	U	0.53	0.11	mg/Kg	☼	12/01/11 09:57	12/05/11 10:06	1
Sodium	160	J	530	70	mg/Kg	☼	12/01/11 09:57	12/05/11 10:06	1
Nickel	9.3		4.2	0.29	mg/Kg	☼	12/01/11 09:57	12/05/11 10:06	1
Vanadium	9.1		5.3	0.13	mg/Kg	☼	12/01/11 09:57	12/05/11 10:06	1
Zinc	27		2.1	1.1	mg/Kg	☼	12/01/11 09:57	12/05/11 10:06	1
Arsenic	2.7		1.1	0.32	mg/Kg	☼	12/01/11 09:57	12/05/11 10:06	1
Lead	4.3		0.32	0.20	mg/Kg	☼	12/01/11 09:57	12/05/11 10:06	1
Selenium	0.53	U	0.53	0.48	mg/Kg	☼	12/01/11 09:57	12/05/11 10:06	1
Thallium	1.0	J	1.1	0.58	mg/Kg	☼	12/01/11 09:57	12/05/11 10:06	1

Method: 7471A - Mercury (CVAA)

Analyte	Result	Qualifier	RL	MDL	Unit	D	Prepared	Analyzed	Dil Fac
Mercury	0.084	U	0.084	0.013	mg/Kg	☼	12/01/11 13:25	12/05/11 12:32	1

Client: Conestoga-Rovers & Associates, Inc.
Project/Site: 17324-T07, RACER Former MTM

TestAmerica Job ID: 240-6309-1

Client Sample ID: S-017324-112811-TP-104
Date Collected: 11/28/11 15:35
Date Received: 11/29/11 10:15

Lab Sample ID: 240-6309-12
Matrix: Solid
Percent Solids: 91.6

Method: 8082 - Polychlorinated Biphenyls (PCBs) by Gas Chromatography

Analyte	Result	Qualifier	RL	MDL	Unit	D	Prepared	Analyzed	Dil Fac
Aroclor-1016	36	U	36	23	ug/Kg	☼	12/02/11 08:35	12/07/11 14:03	1
Aroclor-1221	36	U	36	17	ug/Kg	☼	12/02/11 08:35	12/07/11 14:03	1
Aroclor-1232	36	U	36	15	ug/Kg	☼	12/02/11 08:35	12/07/11 14:03	1
Aroclor-1242	36	U	36	14	ug/Kg	☼	12/02/11 08:35	12/07/11 14:03	1
Aroclor-1248	36	U	36	19	ug/Kg	☼	12/02/11 08:35	12/07/11 14:03	1
Aroclor-1254	36	U	36	19	ug/Kg	☼	12/02/11 08:35	12/07/11 14:03	1
Aroclor-1260	36	U	36	19	ug/Kg	☼	12/02/11 08:35	12/07/11 14:03	1

Surrogate	*%Recovery*	*Qualifier*	*Limits*	*Prepared*	*Analyzed*	*Dil Fac*
Tetrachloro-m-xylene	*137*		*29 - 151*	*12/02/11 08:35*	*12/07/11 14:03*	*1*
DCB Decachlorobiphenyl	*58*		*14 - 163*	*12/02/11 08:35*	*12/07/11 14:03*	*1*

Method: 6010B - Metals (ICP)

Analyte	Result	Qualifier	RL	MDL	Unit	D	Prepared	Analyzed	Dil Fac
Aluminum	**3000**		19	9.2	mg/Kg	☼	12/01/11 09:57	12/05/11 10:12	1
Antimony	**0.66**	**J**	0.96	0.37	mg/Kg	☼	12/01/11 09:57	12/05/11 10:12	1
Barium	**31**		19	0.068	mg/Kg	☼	12/01/11 09:57	12/05/11 10:12	1
Beryllium	**0.12**	**J**	0.48	0.041	mg/Kg	☼	12/01/11 09:57	12/05/11 10:12	1
Calcium	**43000**	**B**	480	15	mg/Kg	☼	12/01/11 09:57	12/05/11 10:12	1
Cadmium	**0.15**	**J**	0.19	0.034	mg/Kg	☼	12/01/11 09:57	12/05/11 10:12	1
Cobalt	**3.9**	**J**	4.8	0.15	mg/Kg	☼	12/01/11 09:57	12/05/11 10:12	1
Chromium	**5.9**		0.48	0.19	mg/Kg	☼	12/01/11 09:57	12/05/11 10:12	1
Copper	**12**		2.4	0.71	mg/Kg	☼	12/01/11 09:57	12/05/11 10:12	1
Iron	**9800**	**B**	9.6	4.7	mg/Kg	☼	12/01/11 09:57	12/05/11 10:12	1
Potassium	**460**	**J B**	480	5.9	mg/Kg	☼	12/01/11 09:57	12/05/11 10:12	1
Magnesium	**31000**	**B**	480	4.9	mg/Kg	☼	12/01/11 09:57	12/05/11 10:12	1
Manganese	**340**	**B**	1.4	0.071	mg/Kg	☼	12/01/11 09:57	12/05/11 10:12	1
Silver	0.48	U	0.48	0.096	mg/Kg	☼	12/01/11 09:57	12/05/11 10:12	1
Sodium	**83**	**J**	480	63	mg/Kg	☼	12/01/11 09:57	12/05/11 10:12	1
Nickel	**13**		3.8	0.26	mg/Kg	☼	12/01/11 09:57	12/05/11 10:12	1
Vanadium	**10**		4.8	0.11	mg/Kg	☼	12/01/11 09:57	12/05/11 10:12	1
Zinc	**42**		1.9	0.96	mg/Kg	☼	12/01/11 09:57	12/05/11 10:12	1
Arsenic	**6.7**		0.96	0.29	mg/Kg	☼	12/01/11 09:57	12/05/11 10:12	1
Lead	**5.5**		0.29	0.18	mg/Kg	☼	12/01/11 09:57	12/05/11 10:12	1
Selenium	0.48	U	0.48	0.43	mg/Kg	☼	12/01/11 09:57	12/05/11 10:12	1
Thallium	**1.3**		0.96	0.53	mg/Kg	☼	12/01/11 09:57	12/05/11 10:12	1

Method: 7471A - Mercury (CVAA)

Analyte	Result	Qualifier	RL	MDL	Unit	D	Prepared	Analyzed	Dil Fac
Mercury	0.083	U	0.083	0.012	mg/Kg	☼	12/01/11 13:25	12/05/11 12:33	1

Client Sample ID: S-017324-112811-TP-105
Date Collected: 11/28/11 15:40
Date Received: 11/29/11 10:15

Lab Sample ID: 240-6309-13
Matrix: Solid
Percent Solids: 87.8

Method: 8082 - Polychlorinated Biphenyls (PCBs) by Gas Chromatography

Analyte	Result	Qualifier	RL	MDL	Unit	D	Prepared	Analyzed	Dil Fac
Aroclor-1016	190	U	190	120	ug/Kg	☼	12/02/11 08:35	12/07/11 14:16	5
Aroclor-1221	190	U	190	91	ug/Kg	☼	12/02/11 08:35	12/07/11 14:16	5
Aroclor-1232	190	U	190	80	ug/Kg	☼	12/02/11 08:35	12/07/11 14:16	5
Aroclor-1242	190	U	190	74	ug/Kg	☼	12/02/11 08:35	12/07/11 14:16	5
Aroclor-1248	**660**		190	97	ug/Kg	☼	12/02/11 08:35	12/07/11 14:16	5
Aroclor-1254	190	U	190	97	ug/Kg	☼	12/02/11 08:35	12/07/11 14:16	5
Aroclor-1260	190	U	190	97	ug/Kg	☼	12/02/11 08:35	12/07/11 14:16	5

Surrogate	*%Recovery*	*Qualifier*	*Limits*	*Prepared*	*Analyzed*	*Dil Fac*
Tetrachloro-m-xylene	*156*	*X*	*29 - 151*	*12/02/11 08:35*	*12/07/11 14:16*	*5*
DCB Decachlorobiphenyl	*66*		*14 - 163*	*12/02/11 08:35*	*12/07/11 14:16*	*5*

Method: 6010B - Metals (ICP)

Analyte	Result	Qualifier	RL	MDL	Unit	D	Prepared	Analyzed	Dil Fac
Aluminum	**1300**		19	9.2	mg/Kg	☼	12/01/11 09:57	12/05/11 10:30	1
Antimony	0.96	U	0.96	0.37	mg/Kg	☼	12/01/11 09:57	12/05/11 10:30	1
Barium	**8.0**	**J**	19	0.068	mg/Kg	☼	12/01/11 09:57	12/05/11 10:30	1
Beryllium	**0.060**	**J**	0.48	0.041	mg/Kg	☼	12/01/11 09:57	12/05/11 10:30	1
Calcium	**44000**	**B**	480	15	mg/Kg	☼	12/01/11 09:57	12/05/11 10:30	1
Cadmium	**0.090**	**J**	0.19	0.034	mg/Kg	☼	12/01/11 09:57	12/05/11 10:30	1
Cobalt	**2.2**	**J**	4.8	0.15	mg/Kg	☼	12/01/11 09:57	12/05/11 10:30	1
Chromium	**4.2**		0.48	0.19	mg/Kg	☼	12/01/11 09:57	12/05/11 10:30	1
Copper	**8.3**		2.4	0.71	mg/Kg	☼	12/01/11 09:57	12/05/11 10:30	1
Iron	**4600**	**B**	9.6	4.7	mg/Kg	☼	12/01/11 09:57	12/05/11 10:30	1
Potassium	**380**	**J B**	480	5.9	mg/Kg	☼	12/01/11 09:57	12/05/11 10:30	1
Magnesium	**55000**	**B**	480	4.9	mg/Kg	☼	12/01/11 09:57	12/05/11 10:30	1
Manganese	**150**	**B**	1.4	0.071	mg/Kg	☼	12/01/11 09:57	12/05/11 10:30	1
Silver	0.48	U	0.48	0.096	mg/Kg	☼	12/01/11 09:57	12/05/11 10:30	1
Sodium	**110**	**J**	480	63	mg/Kg	☼	12/01/11 09:57	12/05/11 10:30	1
Nickel	**7.2**		3.8	0.26	mg/Kg	☼	12/01/11 09:57	12/05/11 10:30	1
Vanadium	**6.2**		4.8	0.11	mg/Kg	☼	12/01/11 09:57	12/05/11 10:30	1
Zinc	**22**		1.9	0.96	mg/Kg	☼	12/01/11 09:57	12/05/11 10:30	1
Arsenic	**4.8**		0.96	0.29	mg/Kg	☼	12/01/11 09:57	12/05/11 10:30	1
Lead	**8.1**		0.29	0.18	mg/Kg	☼	12/01/11 09:57	12/05/11 10:30	1
Selenium	0.48	U	0.48	0.43	mg/Kg	☼	12/01/11 09:57	12/05/11 10:30	1
Thallium	**0.54**	**J**	0.96	0.53	mg/Kg	☼	12/01/11 09:57	12/05/11 10:30	1

Method: 7471A - Mercury (CVAA)

Analyte	Result	Qualifier	RL	MDL	Unit	D	Prepared	Analyzed	Dil Fac
Mercury	**0.027**	**J**	0.091	0.014	mg/Kg	☼	12/01/11 13:25	12/05/11 12:37	1

Client Sample ID: S-017324-112811-TP-106
Date Collected: 11/28/11 15:55
Date Received: 11/29/11 10:15

Lab Sample ID: 240-6309-14
Matrix: Solid
Percent Solids: 93.8

Method: 8082 - Polychlorinated Biphenyls (PCBs) by Gas Chromatography

Analyte	Result	Qualifier	RL	MDL	Unit	D	Prepared	Analyzed	Dil Fac
Aroclor-1016	35	U	35	22	ug/Kg	☼	12/02/11 08:35	12/07/11 14:30	1
Aroclor-1221	35	U	35	17	ug/Kg	☼	12/02/11 08:35	12/07/11 14:30	1
Aroclor-1232	35	U	35	15	ug/Kg	☼	12/02/11 08:35	12/07/11 14:30	1
Aroclor-1242	35	U	35	14	ug/Kg	☼	12/02/11 08:35	12/07/11 14:30	1
Aroclor-1248	**280**		35	18	ug/Kg	☼	12/02/11 08:35	12/07/11 14:30	1
Aroclor-1254	35	U	35	18	ug/Kg	☼	12/02/11 08:35	12/07/11 14:30	1
Aroclor-1260	35	U	35	18	ug/Kg	☼	12/02/11 08:35	12/07/11 14:30	1

Surrogate	*%Recovery*	*Qualifier*	*Limits*	*Prepared*	*Analyzed*	*Dil Fac*
Tetrachloro-m-xylene	*148*		*29 - 151*	*12/02/11 08:35*	*12/07/11 14:30*	*1*
DCB Decachlorobiphenyl	*74*		*14 - 163*	*12/02/11 08:35*	*12/07/11 14:30*	*1*

Method: 6010B - Metals (ICP)

Analyte	Result	Qualifier	RL	MDL	Unit	D	Prepared	Analyzed	Dil Fac
Aluminum	**2400**		19	9.0	mg/Kg	☼	12/01/11 09:57	12/05/11 10:36	1
Antimony	0.94	U	0.94	0.36	mg/Kg	☼	12/01/11 09:57	12/05/11 10:36	1
Barium	**17**	**J**	19	0.066	mg/Kg	☼	12/01/11 09:57	12/05/11 10:36	1
Beryllium	**0.083**	**J**	0.47	0.040	mg/Kg	☼	12/01/11 09:57	12/05/11 10:36	1
Calcium	**41000**	**B**	470	15	mg/Kg	☼	12/01/11 09:57	12/05/11 10:36	1
Cadmium	**0.12**	**J**	0.19	0.034	mg/Kg	☼	12/01/11 09:57	12/05/11 10:36	1
Cobalt	**3.1**	**J**	4.7	0.15	mg/Kg	☼	12/01/11 09:57	12/05/11 10:36	1
Chromium	**5.8**		0.47	0.19	mg/Kg	☼	12/01/11 09:57	12/05/11 10:36	1
Copper	**19**		2.3	0.69	mg/Kg	☼	12/01/11 09:57	12/05/11 10:36	1
Iron	**8000**	**B**	9.4	4.6	mg/Kg	☼	12/01/11 09:57	12/05/11 10:36	1
Potassium	**390**	**J B**	470	5.8	mg/Kg	☼	12/01/11 09:57	12/05/11 10:36	1
Magnesium	**32000**	**B**	470	4.8	mg/Kg	☼	12/01/11 09:57	12/05/11 10:36	1
Manganese	**260**	**B**	1.4	0.069	mg/Kg	☼	12/01/11 09:57	12/05/11 10:36	1
Silver	0.47	U	0.47	0.094	mg/Kg	☼	12/01/11 09:57	12/05/11 10:36	1
Sodium	**130**	**J**	470	62	mg/Kg	☼	12/01/11 09:57	12/05/11 10:36	1
Nickel	**10**		3.7	0.25	mg/Kg	☼	12/01/11 09:57	12/05/11 10:36	1
Vanadium	**8.4**		4.7	0.11	mg/Kg	☼	12/01/11 09:57	12/05/11 10:36	1
Zinc	**33**		1.9	0.94	mg/Kg	☼	12/01/11 09:57	12/05/11 10:36	1
Arsenic	**5.5**		0.94	0.28	mg/Kg	☼	12/01/11 09:57	12/05/11 10:36	1
Lead	**8.0**		0.28	0.18	mg/Kg	☼	12/01/11 09:57	12/05/11 10:36	1
Selenium	0.47	U	0.47	0.42	mg/Kg	☼	12/01/11 09:57	12/05/11 10:36	1
Thallium	**0.86**	**J**	0.94	0.51	mg/Kg	☼	12/01/11 09:57	12/05/11 10:36	1

Method: 7471A - Mercury (CVAA)

Analyte	Result	Qualifier	RL	MDL	Unit	D	Prepared	Analyzed	Dil Fac
Mercury	0.098	U	0.098	0.015	mg/Kg	☼	12/01/11 13:25	12/05/11 12:38	1

Client Sample ID: S-017324-112811-TP-107
Date Collected: 11/28/11 16:15
Date Received: 11/29/11 10:15

Lab Sample ID: 240-6309-15
Matrix: Solid
Percent Solids: 83.7

Method: 8082 - Polychlorinated Biphenyls (PCBs) by Gas Chromatography

Analyte	Result	Qualifier	RL	MDL	Unit	D	Prepared	Analyzed	Dil Fac
Aroclor-1016	39	U	39	25	ug/Kg	☼	12/02/11 08:35	12/07/11 14:44	1
Aroclor-1221	39	U	39	19	ug/Kg	☼	12/02/11 08:35	12/07/11 14:44	1
Aroclor-1232	39	U	39	17	ug/Kg	☼	12/02/11 08:35	12/07/11 14:44	1
Aroclor-1242	39	U	39	16	ug/Kg	☼	12/02/11 08:35	12/07/11 14:44	1
Aroclor-1248	**58**		39	20	ug/Kg	☼	12/02/11 08:35	12/07/11 14:44	1
Aroclor-1254	39	U	39	20	ug/Kg	☼	12/02/11 08:35	12/07/11 14:44	1
Aroclor-1260	39	U	39	20	ug/Kg	☼	12/02/11 08:35	12/07/11 14:44	1

Surrogate	*%Recovery*	*Qualifier*	*Limits*	*Prepared*	*Analyzed*	*Dil Fac*
Tetrachloro-m-xylene	*155*	*X*	*29 - 151*	*12/02/11 08:35*	*12/07/11 14:44*	*1*
DCB Decachlorobiphenyl	*90*		*14 - 163*	*12/02/11 08:35*	*12/07/11 14:44*	*1*

Method: 6010B - Metals (ICP)

Analyte	Result	Qualifier	RL	MDL	Unit	D	Prepared	Analyzed	Dil Fac
Aluminum	**14000**		21	10	mg/Kg	☼	12/01/11 09:57	12/05/11 10:43	1
Antimony	**0.83**	**J**	1.1	0.41	mg/Kg	☼	12/01/11 09:57	12/05/11 10:43	1
Barium	**91**		21	0.075	mg/Kg	☼	12/01/11 09:57	12/05/11 10:43	1
Beryllium	**0.37**	**J**	0.53	0.045	mg/Kg	☼	12/01/11 09:57	12/05/11 10:43	1
Calcium	**1900**	**B**	530	17	mg/Kg	☼	12/01/11 09:57	12/05/11 10:43	1
Cadmium	0.21	U	0.21	0.038	mg/Kg	☼	12/01/11 09:57	12/05/11 10:43	1
Cobalt	**9.4**		5.3	0.17	mg/Kg	☼	12/01/11 09:57	12/05/11 10:43	1
Chromium	**16**		0.53	0.21	mg/Kg	☼	12/01/11 09:57	12/05/11 10:43	1
Copper	**12**		2.6	0.78	mg/Kg	☼	12/01/11 09:57	12/05/11 10:43	1
Iron	**27000**	**B**	11	5.2	mg/Kg	☼	12/01/11 09:57	12/05/11 10:43	1
Potassium	**950**	**B**	530	6.6	mg/Kg	☼	12/01/11 09:57	12/05/11 10:43	1
Magnesium	**2400**	**B**	530	5.4	mg/Kg	☼	12/01/11 09:57	12/05/11 10:43	1
Manganese	**500**	**B**	1.6	0.078	mg/Kg	☼	12/01/11 09:57	12/05/11 10:43	1
Silver	0.53	U	0.53	0.11	mg/Kg	☼	12/01/11 09:57	12/05/11 10:43	1
Sodium	530	U	530	70	mg/Kg	☼	12/01/11 09:57	12/05/11 10:43	1
Nickel	**13**		4.2	0.29	mg/Kg	☼	12/01/11 09:57	12/05/11 10:43	1
Vanadium	**31**		5.3	0.13	mg/Kg	☼	12/01/11 09:57	12/05/11 10:43	1
Zinc	**42**		2.1	1.1	mg/Kg	☼	12/01/11 09:57	12/05/11 10:43	1
Arsenic	**11**		1.1	0.32	mg/Kg	☼	12/01/11 09:57	12/05/11 10:43	1
Lead	**14**		0.32	0.20	mg/Kg	☼	12/01/11 09:57	12/05/11 10:43	1
Selenium	0.53	U	0.53	0.48	mg/Kg	☼	12/01/11 09:57	12/05/11 10:43	1
Thallium	**1.6**		1.1	0.58	mg/Kg	☼	12/01/11 09:57	12/05/11 10:43	1

Method: 7471A - Mercury (CVAA)

Analyte	Result	Qualifier	RL	MDL	Unit	D	Prepared	Analyzed	Dil Fac
Mercury	**0.025**	**J**	0.10	0.016	mg/Kg	☼	12/01/11 13:25	12/05/11 12:40	1

Client: Conestoga-Rovers & Associates, Inc.
Project/Site: 17324-T07, RACER Former MTM

TestAmerica Job ID: 240-6309-1

Client Sample ID: S-017324-112811-TP-108
Date Collected: 11/28/11 16:23
Date Received: 11/29/11 10:15

Lab Sample ID: 240-6309-16
Matrix: Solid
Percent Solids: 92.1

Method: 8082 - Polychlorinated Biphenyls (PCBs) by Gas Chromatography

Analyte	Result	Qualifier	RL	MDL	Unit	D	Prepared	Analyzed	Dil Fac
Aroclor-1016	36	U	36	23	ug/Kg	☼	12/02/11 08:35	12/07/11 14:57	1
Aroclor-1221	36	U	36	17	ug/Kg	☼	12/02/11 08:35	12/07/11 14:57	1
Aroclor-1232	36	U	36	15	ug/Kg	☼	12/02/11 08:35	12/07/11 14:57	1
Aroclor-1242	36	U	36	14	ug/Kg	☼	12/02/11 08:35	12/07/11 14:57	1
Aroclor-1248	36	U	36	18	ug/Kg	☼	12/02/11 08:35	12/07/11 14:57	1
Aroclor-1254	36	U	36	18	ug/Kg	☼	12/02/11 08:35	12/07/11 14:57	1
Aroclor-1260	36	U	36	18	ug/Kg	☼	12/02/11 08:35	12/07/11 14:57	1

Surrogate	*%Recovery*	*Qualifier*	*Limits*	*Prepared*	*Analyzed*	*Dil Fac*
Tetrachloro-m-xylene	*188*	*X*	*29 - 151*	*12/02/11 08:35*	*12/07/11 14:57*	*1*
DCB Decachlorobiphenyl	*99*		*14 - 163*	*12/02/11 08:35*	*12/07/11 14:57*	*1*

Method: 6010B - Metals (ICP)

Analyte	Result	Qualifier	RL	MDL	Unit	D	Prepared	Analyzed	Dil Fac
Aluminum	**3000**		21	10	mg/Kg	☼	12/01/11 09:57	12/05/11 10:49	1
Antimony	1.0	U	1.0	0.41	mg/Kg	☼	12/01/11 09:57	12/05/11 10:49	1
Barium	**21**		21	0.074	mg/Kg	☼	12/01/11 09:57	12/05/11 10:49	1
Beryllium	**0.097**	**J**	0.52	0.045	mg/Kg	☼	12/01/11 09:57	12/05/11 10:49	1
Calcium	**47000**	**B**	520	17	mg/Kg	☼	12/01/11 09:57	12/05/11 10:49	1
Cadmium	**0.049**	**J**	0.21	0.038	mg/Kg	☼	12/01/11 09:57	12/05/11 10:49	1
Cobalt	**3.0**	**J**	5.2	0.17	mg/Kg	☼	12/01/11 09:57	12/05/11 10:49	1
Chromium	**6.0**		0.52	0.21	mg/Kg	☼	12/01/11 09:57	12/05/11 10:49	1
Copper	**9.6**		2.6	0.77	mg/Kg	☼	12/01/11 09:57	12/05/11 10:49	1
Iron	**9600**	**B**	10	5.1	mg/Kg	☼	12/01/11 09:57	12/05/11 10:49	1
Potassium	**580**	**B**	520	6.5	mg/Kg	☼	12/01/11 09:57	12/05/11 10:49	1
Magnesium	**47000**	**B**	520	5.3	mg/Kg	☼	12/01/11 09:57	12/05/11 10:49	1
Manganese	**190**	**B**	1.6	0.077	mg/Kg	☼	12/01/11 09:57	12/05/11 10:49	1
Silver	0.52	U	0.52	0.10	mg/Kg	☼	12/01/11 09:57	12/05/11 10:49	1
Sodium	**92**	**J**	520	69	mg/Kg	☼	12/01/11 09:57	12/05/11 10:49	1
Nickel	**8.4**		4.2	0.28	mg/Kg	☼	12/01/11 09:57	12/05/11 10:49	1
Vanadium	**9.5**		5.2	0.13	mg/Kg	☼	12/01/11 09:57	12/05/11 10:49	1
Zinc	**35**		2.1	1.0	mg/Kg	☼	12/01/11 09:57	12/05/11 10:49	1
Arsenic	**5.3**		1.0	0.31	mg/Kg	☼	12/01/11 09:57	12/05/11 10:49	1
Lead	**4.9**		0.31	0.20	mg/Kg	☼	12/01/11 09:57	12/05/11 10:49	1
Selenium	0.52	U	0.52	0.47	mg/Kg	☼	12/01/11 09:57	12/05/11 10:49	1
Thallium	1.0	U	1.0	0.57	mg/Kg	☼	12/01/11 09:57	12/05/11 18:53	1

Method: 7471A - Mercury (CVAA)

Analyte	Result	Qualifier	RL	MDL	Unit	D	Prepared	Analyzed	Dil Fac
Mercury	**0.023**	**J**	0.073	0.011	mg/Kg	☼	12/01/11 13:25	12/05/11 12:41	1

Client: Conestoga-Rovers & Associates, Inc.
Project/Site: 17324-T07, RACER Former MTM

TestAmerica Job ID: 240-6309-1

Client Sample ID: S-017324-112811-TP-109
Date Collected: 11/28/11 16:40
Date Received: 11/29/11 10:15

Lab Sample ID: 240-6309-17
Matrix: Solid
Percent Solids: 82.8

Method: 8082 - Polychlorinated Biphenyls (PCBs) by Gas Chromatography

Analyte	Result	Qualifier	RL	MDL	Unit	D	Prepared	Analyzed	Dil Fac
Aroclor-1016	40	U	40	25	ug/Kg	☼	12/02/11 08:35	12/07/11 15:11	1
Aroclor-1221	40	U	40	19	ug/Kg	☼	12/02/11 08:35	12/07/11 15:11	1
Aroclor-1232	40	U	40	17	ug/Kg	☼	12/02/11 08:35	12/07/11 15:11	1
Aroclor-1242	40	U	40	16	ug/Kg	☼	12/02/11 08:35	12/07/11 15:11	1
Aroclor-1248	40	U	40	21	ug/Kg	☼	12/02/11 08:35	12/07/11 15:11	1
Aroclor-1254	40	U	40	21	ug/Kg	☼	12/02/11 08:35	12/07/11 15:11	1
Aroclor-1260	40	U	40	21	ug/Kg	☼	12/02/11 08:35	12/07/11 15:11	1

Surrogate	*%Recovery*	*Qualifier*	*Limits*	*Prepared*	*Analyzed*	*Dil Fac*
Tetrachloro-m-xylene	*69*		*29 - 151*	*12/02/11 08:35*	*12/07/11 15:11*	*1*
DCB Decachlorobiphenyl	*75*		*14 - 163*	*12/02/11 08:35*	*12/07/11 15:11*	*1*

Method: 6010B - Metals (ICP)

Analyte	Result	Qualifier	RL	MDL	Unit	D	Prepared	Analyzed	Dil Fac
Aluminum	**12000**		20	9.6	mg/Kg	☼	12/01/11 09:57	12/05/11 10:55	1
Antimony	**0.44**	**J**	1.0	0.39	mg/Kg	☼	12/01/11 09:57	12/05/11 10:55	1
Barium	**63**		20	0.071	mg/Kg	☼	12/01/11 09:57	12/05/11 10:55	1
Beryllium	**0.32**	**J**	0.50	0.043	mg/Kg	☼	12/01/11 09:57	12/05/11 10:55	1
Calcium	**2100**	**B**	500	16	mg/Kg	☼	12/01/11 09:57	12/05/11 10:55	1
Cadmium	0.20	U	0.20	0.036	mg/Kg	☼	12/01/11 09:57	12/05/11 10:55	1
Cobalt	**9.6**		5.0	0.16	mg/Kg	☼	12/01/11 09:57	12/05/11 10:55	1
Chromium	**17**		0.50	0.20	mg/Kg	☼	12/01/11 09:57	12/05/11 10:55	1
Copper	**16**		2.5	0.74	mg/Kg	☼	12/01/11 09:57	12/05/11 10:55	1
Iron	**23000**	**B**	10	4.9	mg/Kg	☼	12/01/11 09:57	12/05/11 10:55	1
Potassium	**920**	**B**	500	6.2	mg/Kg	☼	12/01/11 09:57	12/05/11 10:55	1
Magnesium	**3000**	**B**	500	5.1	mg/Kg	☼	12/01/11 09:57	12/05/11 10:55	1
Manganese	**320**	**B**	1.5	0.074	mg/Kg	☼	12/01/11 09:57	12/05/11 10:55	1
Silver	0.50	U	0.50	0.10	mg/Kg	☼	12/01/11 09:57	12/05/11 10:55	1
Sodium	500	U	500	66	mg/Kg	☼	12/01/11 09:57	12/05/11 10:55	1
Nickel	**17**		4.0	0.27	mg/Kg	☼	12/01/11 09:57	12/05/11 10:55	1
Vanadium	**28**		5.0	0.12	mg/Kg	☼	12/01/11 09:57	12/05/11 10:55	1
Zinc	**50**		2.0	1.0	mg/Kg	☼	12/01/11 09:57	12/05/11 10:55	1
Arsenic	**9.8**		1.0	0.30	mg/Kg	☼	12/01/11 09:57	12/05/11 10:55	1
Lead	**15**		0.30	0.19	mg/Kg	☼	12/01/11 09:57	12/05/11 10:55	1
Selenium	0.50	U	0.50	0.45	mg/Kg	☼	12/01/11 09:57	12/05/11 10:55	1
Thallium	**0.81**	**J**	1.0	0.55	mg/Kg	☼	12/01/11 09:57	12/05/11 10:55	1

Method: 7471A - Mercury (CVAA)

Analyte	Result	Qualifier	RL	MDL	Unit	D	Prepared	Analyzed	Dil Fac
Mercury	**0.031**	**J**	0.077	0.012	mg/Kg	☼	12/01/11 13:25	12/05/11 12:42	1

Client: Conestoga-Rovers & Associates, Inc.
Project/Site: 17324-T07, RACER Former MTM

TestAmerica Job ID: 240-6309-1

Client Sample ID: S-017324-112811-TP-110
Date Collected: 11/28/11 16:45
Date Received: 11/29/11 10:15

Lab Sample ID: 240-6309-18
Matrix: Solid
Percent Solids: 92.6

Method: 8082 - Polychlorinated Biphenyls (PCBs) by Gas Chromatography

Analyte	Result	Qualifier	RL	MDL	Unit	D	Prepared	Analyzed	Dil Fac
Aroclor-1016	36	U	36	23	ug/Kg	☼	12/02/11 08:35	12/07/11 15:25	1
Aroclor-1221	36	U	36	17	ug/Kg	☼	12/02/11 08:35	12/07/11 15:25	1
Aroclor-1232	36	U	36	15	ug/Kg	☼	12/02/11 08:35	12/07/11 15:25	1
Aroclor-1242	36	U	36	14	ug/Kg	☼	12/02/11 08:35	12/07/11 15:25	1
Aroclor-1248	36	U	36	18	ug/Kg	☼	12/02/11 08:35	12/07/11 15:25	1
Aroclor-1254	36	U	36	18	ug/Kg	☼	12/02/11 08:35	12/07/11 15:25	1
Aroclor-1260	36	U	36	18	ug/Kg	☼	12/02/11 08:35	12/07/11 15:25	1

Surrogate	*%Recovery*	*Qualifier*	*Limits*	*Prepared*	*Analyzed*	*Dil Fac*
Tetrachloro-m-xylene	*160*	*X*	*29 - 151*	*12/02/11 08:35*	*12/07/11 15:25*	*1*
DCB Decachlorobiphenyl	*82*		*14 - 163*	*12/02/11 08:35*	*12/07/11 15:25*	*1*

Method: 6010B - Metals (ICP)

Analyte	Result	Qualifier	RL	MDL	Unit	D	Prepared	Analyzed	Dil Fac
Aluminum	**4000**		21	9.9	mg/Kg	☼	12/01/11 09:57	12/05/11 11:01	1
Antimony	**0.45**	**J**	1.0	0.40	mg/Kg	☼	12/01/11 09:57	12/05/11 11:01	1
Barium	**25**		21	0.073	mg/Kg	☼	12/01/11 09:57	12/05/11 11:01	1
Beryllium	**0.13**	**J**	0.51	0.044	mg/Kg	☼	12/01/11 09:57	12/05/11 11:01	1
Calcium	**47000**	**B**	510	16	mg/Kg	☼	12/01/11 09:57	12/05/11 11:01	1
Cadmium	**0.080**	**J**	0.21	0.037	mg/Kg	☼	12/01/11 09:57	12/05/11 11:01	1
Cobalt	**3.6**	**J**	5.1	0.16	mg/Kg	☼	12/01/11 09:57	12/05/11 11:01	1
Chromium	**6.7**		0.51	0.21	mg/Kg	☼	12/01/11 09:57	12/05/11 11:01	1
Copper	**8.8**		2.6	0.76	mg/Kg	☼	12/01/11 09:57	12/05/11 11:01	1
Iron	**9000**	**B**	10	5.0	mg/Kg	☼	12/01/11 09:57	12/05/11 11:01	1
Potassium	**940**	**B**	510	6.4	mg/Kg	☼	12/01/11 09:57	12/05/11 11:01	1
Magnesium	**43000**	**B**	510	5.2	mg/Kg	☼	12/01/11 09:57	12/05/11 11:01	1
Manganese	**200**	**B**	1.5	0.076	mg/Kg	☼	12/01/11 09:57	12/05/11 11:01	1
Silver	0.51	U	0.51	0.10	mg/Kg	☼	12/01/11 09:57	12/05/11 11:01	1
Sodium	**86**	**J**	510	68	mg/Kg	☼	12/01/11 09:57	12/05/11 11:01	1
Nickel	**11**		4.1	0.28	mg/Kg	☼	12/01/11 09:57	12/05/11 11:01	1
Vanadium	**11**		5.1	0.12	mg/Kg	☼	12/01/11 09:57	12/05/11 11:01	1
Zinc	**28**		2.1	1.0	mg/Kg	☼	12/01/11 09:57	12/05/11 11:01	1
Arsenic	**4.8**		1.0	0.31	mg/Kg	☼	12/01/11 09:57	12/05/11 11:01	1
Lead	**4.6**		0.31	0.20	mg/Kg	☼	12/01/11 09:57	12/05/11 11:01	1
Selenium	0.51	U	0.51	0.46	mg/Kg	☼	12/01/11 09:57	12/05/11 11:01	1
Thallium	**0.88**	**J**	1.0	0.57	mg/Kg	☼	12/01/11 09:57	12/05/11 18:59	1

Method: 7471A - Mercury (CVAA)

Analyte	Result	Qualifier	RL	MDL	Unit	D	Prepared	Analyzed	Dil Fac
Mercury	**0.065**	**J**	0.097	0.014	mg/Kg	☼	12/01/11 13:25	12/05/11 12:44	1

Client Sample ID: S-017324-112811-TP-111
Date Collected: 11/28/11 16:55
Date Received: 11/29/11 10:15

Lab Sample ID: 240-6309-19
Matrix: Solid
Percent Solids: 87.7

Method: 8082 - Polychlorinated Biphenyls (PCBs) by Gas Chromatography

Analyte	Result	Qualifier	RL	MDL	Unit	D	Prepared	Analyzed	Dil Fac
Aroclor-1016	38	U	38	24	ug/Kg	☼	12/02/11 08:35	12/07/11 15:38	1
Aroclor-1221	38	U	38	18	ug/Kg	☼	12/02/11 08:35	12/07/11 15:38	1
Aroclor-1232	38	U	38	16	ug/Kg	☼	12/02/11 08:35	12/07/11 15:38	1
Aroclor-1242	38	U	38	15	ug/Kg	☼	12/02/11 08:35	12/07/11 15:38	1
Aroclor-1248	38	U	38	19	ug/Kg	☼	12/02/11 08:35	12/07/11 15:38	1
Aroclor-1254	38	U	38	19	ug/Kg	☼	12/02/11 08:35	12/07/11 15:38	1
Aroclor-1260	38	U	38	19	ug/Kg	☼	12/02/11 08:35	12/07/11 15:38	1

Surrogate	*%Recovery*	*Qualifier*	*Limits*	*Prepared*	*Analyzed*	*Dil Fac*
Tetrachloro-m-xylene	*143*		*29 - 151*	*12/02/11 08:35*	*12/07/11 15:38*	*1*
DCB Decachlorobiphenyl	*73*		*14 - 163*	*12/02/11 08:35*	*12/07/11 15:38*	*1*

Method: 6010B - Metals (ICP)

Analyte	Result	Qualifier	RL	MDL	Unit	D	Prepared	Analyzed	Dil Fac
Aluminum	**8700**		22	11	mg/Kg	☼	12/01/11 09:57	12/05/11 11:07	1
Antimony	**0.73**	**J**	1.1	0.44	mg/Kg	☼	12/01/11 09:57	12/05/11 11:07	1
Barium	**76**		22	0.079	mg/Kg	☼	12/01/11 09:57	12/05/11 11:07	1
Beryllium	**0.28**	**J**	0.56	0.048	mg/Kg	☼	12/01/11 09:57	12/05/11 11:07	1
Calcium	**18000**	**B**	560	18	mg/Kg	☼	12/01/11 09:57	12/05/11 11:07	1
Cadmium	**0.10**	**J**	0.22	0.040	mg/Kg	☼	12/01/11 09:57	12/05/11 11:07	1
Cobalt	**9.9**		5.6	0.18	mg/Kg	☼	12/01/11 09:57	12/05/11 11:07	1
Chromium	**11**		0.56	0.22	mg/Kg	☼	12/01/11 09:57	12/05/11 11:07	1
Copper	**11**		2.8	0.83	mg/Kg	☼	12/01/11 09:57	12/05/11 11:07	1
Iron	**14000**	**B**	11	5.5	mg/Kg	☼	12/01/11 09:57	12/05/11 11:07	1
Potassium	**970**	**B**	560	6.9	mg/Kg	☼	12/01/11 09:57	12/05/11 11:07	1
Magnesium	**7300**	**B**	560	5.7	mg/Kg	☼	12/01/11 09:57	12/05/11 11:07	1
Manganese	**920**	**B**	1.7	0.083	mg/Kg	☼	12/01/11 09:57	12/05/11 11:07	1
Silver	0.56	U	0.56	0.11	mg/Kg	☼	12/01/11 09:57	12/05/11 11:07	1
Sodium	560	U	560	74	mg/Kg	☼	12/01/11 09:57	12/05/11 11:07	1
Nickel	**12**		4.5	0.30	mg/Kg	☼	12/01/11 09:57	12/05/11 11:07	1
Vanadium	**22**		5.6	0.13	mg/Kg	☼	12/01/11 09:57	12/05/11 11:07	1
Zinc	**42**		2.2	1.1	mg/Kg	☼	12/01/11 09:57	12/05/11 11:07	1
Arsenic	**6.0**		1.1	0.34	mg/Kg	☼	12/01/11 09:57	12/05/11 11:07	1
Lead	**19**		0.34	0.21	mg/Kg	☼	12/01/11 09:57	12/05/11 11:07	1
Selenium	0.56	U	0.56	0.50	mg/Kg	☼	12/01/11 09:57	12/05/11 11:07	1
Thallium	**1.4**		1.1	0.61	mg/Kg	☼	12/01/11 09:57	12/05/11 19:06	1

Method: 7471A - Mercury (CVAA)

Analyte	Result	Qualifier	RL	MDL	Unit	D	Prepared	Analyzed	Dil Fac
Mercury	**0.041**	**J**	0.11	0.016	mg/Kg	☼	12/01/11 13:25	12/05/11 12:45	1

Client: Conestoga-Rovers & Associates, Inc.
Project/Site: 17324-T07, RACER Former MTM

TestAmerica Job ID: 240-6309-1

Client Sample ID: S-017324-112811-TP-112
Date Collected: 11/28/11 17:00
Date Received: 11/29/11 10:15

Lab Sample ID: 240-6309-20
Matrix: Solid
Percent Solids: 90.7

Method: 8082 - Polychlorinated Biphenyls (PCBs) by Gas Chromatography

Analyte	Result	Qualifier	RL	MDL	Unit	D	Prepared	Analyzed	Dil Fac
Aroclor-1016	36	U	36	23	ug/Kg	☼	12/02/11 08:35	12/07/11 15:52	1
Aroclor-1221	36	U	36	18	ug/Kg	☼	12/02/11 08:35	12/07/11 15:52	1
Aroclor-1232	36	U	36	15	ug/Kg	☼	12/02/11 08:35	12/07/11 15:52	1
Aroclor-1242	36	U	36	14	ug/Kg	☼	12/02/11 08:35	12/07/11 15:52	1
Aroclor-1248	36	U	36	19	ug/Kg	☼	12/02/11 08:35	12/07/11 15:52	1
Aroclor-1254	36	U	36	19	ug/Kg	☼	12/02/11 08:35	12/07/11 15:52	1
Aroclor-1260	36	U	36	19	ug/Kg	☼	12/02/11 08:35	12/07/11 15:52	1

Surrogate	*%Recovery*	*Qualifier*	*Limits*	*Prepared*	*Analyzed*	*Dil Fac*
Tetrachloro-m-xylene	*75*		*29 - 151*	*12/02/11 08:35*	*12/07/11 15:52*	*1*
DCB Decachlorobiphenyl	*84*		*14 - 163*	*12/02/11 08:35*	*12/07/11 15:52*	*1*

Method: 6010B - Metals (ICP)

Analyte	Result	Qualifier	RL	MDL	Unit	D	Prepared	Analyzed	Dil Fac
Aluminum	**4000**		20	9.5	mg/Kg	☼	12/01/11 09:57	12/05/11 11:13	1
Antimony	0.98	U	0.98	0.38	mg/Kg	☼	12/01/11 09:57	12/05/11 11:13	1
Barium	**23**		20	0.070	mg/Kg	☼	12/01/11 09:57	12/05/11 11:13	1
Beryllium	**0.12**	**J**	0.49	0.042	mg/Kg	☼	12/01/11 09:57	12/05/11 11:13	1
Calcium	**44000**	**B**	490	16	mg/Kg	☼	12/01/11 09:57	12/05/11 11:13	1
Cadmium	**0.078**	**J**	0.20	0.035	mg/Kg	☼	12/01/11 09:57	12/05/11 11:13	1
Cobalt	**3.7**	**J**	4.9	0.16	mg/Kg	☼	12/01/11 09:57	12/05/11 11:13	1
Chromium	**6.8**		0.49	0.20	mg/Kg	☼	12/01/11 09:57	12/05/11 11:13	1
Copper	**8.9**		2.5	0.73	mg/Kg	☼	12/01/11 09:57	12/05/11 11:13	1
Iron	**9400**	**B**	9.8	4.8	mg/Kg	☼	12/01/11 09:57	12/05/11 11:13	1
Potassium	**770**	**B**	490	6.1	mg/Kg	☼	12/01/11 09:57	12/05/11 11:13	1
Magnesium	**38000**	**B**	490	5.0	mg/Kg	☼	12/01/11 09:57	12/05/11 11:13	1
Manganese	**280**	**B**	1.5	0.073	mg/Kg	☼	12/01/11 09:57	12/05/11 11:13	1
Silver	0.49	U	0.49	0.098	mg/Kg	☼	12/01/11 09:57	12/05/11 11:13	1
Sodium	**74**	**J**	490	65	mg/Kg	☼	12/01/11 09:57	12/05/11 11:13	1
Nickel	**13**		3.9	0.27	mg/Kg	☼	12/01/11 09:57	12/05/11 11:13	1
Vanadium	**10**		4.9	0.12	mg/Kg	☼	12/01/11 09:57	12/05/11 11:13	1
Zinc	**31**		2.0	0.98	mg/Kg	☼	12/01/11 09:57	12/05/11 11:13	1
Arsenic	**4.0**		0.98	0.30	mg/Kg	☼	12/01/11 09:57	12/05/11 11:13	1
Lead	**4.4**		0.30	0.19	mg/Kg	☼	12/01/11 09:57	12/05/11 11:13	1
Selenium	0.49	U	0.49	0.44	mg/Kg	☼	12/01/11 09:57	12/05/11 11:13	1
Thallium	**1.4**		0.98	0.54	mg/Kg	☼	12/01/11 09:57	12/05/11 11:13	1

Method: 7471A - Mercury (CVAA)

Analyte	Result	Qualifier	RL	MDL	Unit	D	Prepared	Analyzed	Dil Fac
Mercury	**0.020**	**J**	0.074	0.011	mg/Kg	☼	12/01/11 13:25	12/05/11 12:47	1

Surrogate Summary

Client: Conestoga-Rovers & Associates, Inc.
Project/Site: 17324-T07, RACER Former MTM

TestAmerica Job ID: 240-6309-1

Method: 8260B - Volatile Organic Compounds (GC/MS)

Matrix: Solid **Prep Type: Total/NA**

		Percent Surrogate Recovery (Acceptance Limits)			
		12DCE	BFB	TOL	DBFM
Lab Sample ID	Client Sample ID	(58-123)	(52-136)	(67-125)	(37-132)
240-6309-1	S-017324-112811-TP-093	96	91	102	98
240-6309-2	S-017324-112811-TP-094	95	92	100	98
240-6309-3	S-017324-112811-TP-095	93	90	100	96
240-6309-4	S-017324-112811-TP-096	92	93	101	98
240-6309-6	S-017324-112811-TP-098	94	90	100	97
240-6309-7	S-017324-112811-TP-099	93	92	103	98
240-6309-7 MS	S-017324-112811-TP-099	95	97	104	100
240-6309-7 MSD	S-017324-112811-TP-099	92	95	101	98
240-6309-8	S-017324-112811-TP-100	97	94	100	97
240-6309-10	S-017324-112811-TP-102	92	84	103	95
LCS 240-25593/5	Lab Control Sample	89	96	107	98
MB 240-25593/6	Method Blank	92	93	105	97

Surrogate Legend

12DCE = 1,2-Dichloroethane-d4 (Surr)
BFB = 4-Bromofluorobenzene (Surr)
TOL = Toluene-d8 (Surr)
DBFM = Dibromofluoromethane (Surr)

Method: 8260B - Volatile Organic Compounds (GC/MS)

Matrix: Solid **Prep Type: Total/NA**

		Percent Surrogate Recovery (Acceptance Limits)			
		12DCE	BFB	TOL	DBFM
Lab Sample ID	Client Sample ID	(39-128)	(26-141)	(33-134)	(30-122)
240-6309-5	S-017324-112811-TP-097	71	73	75	69
240-6309-9	S-017324-112811-TP-101	68	62	64	60
240-6309-11	S-017324-112811-TP-103	67	66	66	62
LCS 240-25140/2-A	Lab Control Sample	84	87	89	84
MB 240-25140/1-A	Method Blank	85	83	87	81

Surrogate Legend

12DCE = 1,2-Dichloroethane-d4 (Surr)
BFB = 4-Bromofluorobenzene (Surr)
TOL = Toluene-d8 (Surr)
DBFM = Dibromofluoromethane (Surr)

Method: 8270C - Semivolatile Organic Compounds (GC/MS)

Matrix: Solid **Prep Type: Total/NA**

		Percent Surrogate Recovery (Acceptance Limits)					
		FBP	2FP	TBP	NBZ	PHL	TPH
Lab Sample ID	Client Sample ID	(34-110)	(26-110)	(10-118)	(24-112)	(28-110)	(41-119)
240-6309-1	S-017324-112811-TP-093	50	53	21	50	57	66
240-6309-2	S-017324-112811-TP-094	42	44	22	41	45	56
240-6309-3	S-017324-112811-TP-095	73	57	0 X	61	60	89
240-6309-4	S-017324-112811-TP-096	51	50	45	45	53	67
240-6309-5	S-017324-112811-TP-097	58	64	33	61	66	75
240-6309-6	S-017324-112811-TP-098	52	57	35	52	59	69
240-6309-7	S-017324-112811-TP-099	53	56	28	54	58	70
240-6309-7 MS	S-017324-112811-TP-099	58	63	44	59	67	71

Method: 8270C - Semivolatile Organic Compounds (GC/MS) (Continued)

Matrix: Solid **Prep Type: Total/NA**

		Percent Surrogate Recovery (Acceptance Limits)					
		FBP	2FP	TBP	NBZ	PHL	TPH
Lab Sample ID	Client Sample ID	(34-110)	(26-110)	(10-118)	(24-112)	(28-110)	(41-119)
240-6309-7 MSD	S-017324-112811-TP-099	52	53	39	47	55	69
240-6309-8	S-017324-112811-TP-100	54	61	38	60	57	69
240-6309-9	S-017324-112811-TP-101	63	58	0 X	74	66	90
240-6309-10	S-017324-112811-TP-102	84	54	0 X	84	72	0 X
240-6309-11	S-017324-112811-TP-103	77	61	0 X	76	75	92
LCS 240-25328/15-A	Lab Control Sample	67	78	69	77	73	81
LCS 240-25639/22-A	Lab Control Sample	66	71	61	69	71	83
MB 240-25328/14-A	Method Blank	64	79	67	70	76	81
MB 240-25639/21-A	Method Blank	48	48	33	49	51	68

Surrogate Legend

FBP = 2-Fluorobiphenyl (Surr)
2FP = 2-Fluorophenol (Surr)
TBP = 2,4,6-Tribromophenol (Surr)
NBZ = Nitrobenzene-d5 (Surr)
PHL = Phenol-d5 (Surr)
TPH = Terphenyl-d14 (Surr)

Method: 8082 - Polychlorinated Biphenyls (PCBs) by Gas Chromatography

Matrix: Solid **Prep Type: Total/NA**

		Percent Surrogate Recovery (Acceptance Limits)	
		TCX1	DCB1
Lab Sample ID	Client Sample ID	(29-151)	(14-163)
240-6309-1	S-017324-112811-TP-093	74	80
240-6309-2	S-017324-112811-TP-094	78	84
240-6309-3	S-017324-112811-TP-095	93	53
240-6309-4	S-017324-112811-TP-096	61	58
240-6309-5	S-017324-112811-TP-097	77	71
240-6309-6	S-017324-112811-TP-098	81	74
240-6309-7	S-017324-112811-TP-099	88	73
240-6309-7 MS	S-017324-112811-TP-099	176 X	87
240-6309-7 MSD	S-017324-112811-TP-099	159 X	83
240-6309-8	S-017324-112811-TP-100	162 X	93
240-6309-9	S-017324-112811-TP-101	106	142
240-6309-10	S-017324-112811-TP-102	88	49
240-6309-11	S-017324-112811-TP-103	83	53
240-6309-12	S-017324-112811-TP-104	137	58
240-6309-13	S-017324-112811-TP-105	156 X	66
240-6309-14	S-017324-112811-TP-106	148	74
240-6309-15	S-017324-112811-TP-107	155 X	90
240-6309-16	S-017324-112811-TP-108	188 X	99
240-6309-17	S-017324-112811-TP-109	69	75
240-6309-18	S-017324-112811-TP-110	160 X	82
240-6309-19	S-017324-112811-TP-111	143	73
240-6309-20	S-017324-112811-TP-112	75	84
LCS 240-25326/24-A	Lab Control Sample	158 X	99
MB 240-25326/23-A	Method Blank	162 X	64

Surrogate Legend

TCX = Tetrachloro-m-xylene

Surrogate Summary

Client: Conestoga-Rovers & Associates, Inc.
Project/Site: 17324-T07, RACER Former MTM

TestAmerica Job ID: 240-6309-1

DCB = DCB Decachlorobiphenyl

Method: 8260B - Volatile Organic Compounds (GC/MS)

Lab Sample ID: MB 240-25140/1-A
Matrix: Solid
Analysis Batch: 25593

Client Sample ID: Method Blank
Prep Type: Total/NA
Prep Batch: 25140

Analyte	MB Result	MB Qualifier	RL	MDL	Unit	D	Prepared	Analyzed	Dil Fac
Acetone	1000	U	1000	170	ug/Kg		11/30/11 21:57	12/06/11 03:50	1
Benzene	250	U	250	12	ug/Kg		11/30/11 21:57	12/06/11 03:50	1
Dichlorobromomethane	250	U	250	9.9	ug/Kg		11/30/11 21:57	12/06/11 03:50	1
Bromoform	250	U	250	19	ug/Kg		11/30/11 21:57	12/06/11 03:50	1
Bromomethane	250	U	250	29	ug/Kg		11/30/11 21:57	12/06/11 03:50	1
2-Butanone (MEK)	1000	U	1000	43	ug/Kg		11/30/11 21:57	12/06/11 03:50	1
Carbon disulfide	250	U	250	12	ug/Kg		11/30/11 21:57	12/06/11 03:50	1
Carbon tetrachloride	250	U	250	6.4	ug/Kg		11/30/11 21:57	12/06/11 03:50	1
Chlorobenzene	250	U	250	6.4	ug/Kg		11/30/11 21:57	12/06/11 03:50	1
Chloroethane	250	U	250	61	ug/Kg		11/30/11 21:57	12/06/11 03:50	1
Chloroform	250	U	250	8.8	ug/Kg		11/30/11 21:57	12/06/11 03:50	1
Chloromethane	250	U	250	14	ug/Kg		11/30/11 21:57	12/06/11 03:50	1
1,1-Dichloroethane	250	U	250	17	ug/Kg		11/30/11 21:57	12/06/11 03:50	1
1,2-Dichloroethane	250	U	250	10	ug/Kg		11/30/11 21:57	12/06/11 03:50	1
1,1-Dichloroethene	250	U	250	18	ug/Kg		11/30/11 21:57	12/06/11 03:50	1
1,2-Dichloropropane	250	U	250	8.2	ug/Kg		11/30/11 21:57	12/06/11 03:50	1
cis-1,3-Dichloropropene	250	U	250	7.9	ug/Kg		11/30/11 21:57	12/06/11 03:50	1
trans-1,3-Dichloropropene	250	U	250	20	ug/Kg		11/30/11 21:57	12/06/11 03:50	1
Ethylbenzene	250	U	250	5.4	ug/Kg		11/30/11 21:57	12/06/11 03:50	1
2-Hexanone	1000	U	1000	20	ug/Kg		11/30/11 21:57	12/06/11 03:50	1
Methylene Chloride	250	U	250	77	ug/Kg		11/30/11 21:57	12/06/11 03:50	1
4-Methyl-2-pentanone (MIBK)	1000	U	1000	48	ug/Kg		11/30/11 21:57	12/06/11 03:50	1
Styrene	250	U	250	5.6	ug/Kg		11/30/11 21:57	12/06/11 03:50	1
1,1,2,2-Tetrachloroethane	250	U	250	8.9	ug/Kg		11/30/11 21:57	12/06/11 03:50	1
Tetrachloroethene	250	U	250	12	ug/Kg		11/30/11 21:57	12/06/11 03:50	1
Toluene	250	U	250	17	ug/Kg		11/30/11 21:57	12/06/11 03:50	1
Trichloroethene	250	U	250	9.7	ug/Kg		11/30/11 21:57	12/06/11 03:50	1
Vinyl chloride	250	U	250	18	ug/Kg		11/30/11 21:57	12/06/11 03:50	1
Xylenes, Total	500	U	500	8.1	ug/Kg		11/30/11 21:57	12/06/11 03:50	1
1,1,1-Trichloroethane	250	U	250	21	ug/Kg		11/30/11 21:57	12/06/11 03:50	1
1,1,2-Trichloroethane	250	U	250	12	ug/Kg		11/30/11 21:57	12/06/11 03:50	1
Cyclohexane	500	U	500	40	ug/Kg		11/30/11 21:57	12/06/11 03:50	1
1,2-Dibromo-3-Chloropropane	500	U	500	50	ug/Kg		11/30/11 21:57	12/06/11 03:50	1
Ethylene Dibromide	250	U	250	10	ug/Kg		11/30/11 21:57	12/06/11 03:50	1
Dichlorodifluoromethane	250	U	250	16	ug/Kg		11/30/11 21:57	12/06/11 03:50	1
cis-1,2-Dichloroethene	250	U	250	6.9	ug/Kg		11/30/11 21:57	12/06/11 03:50	1
trans-1,2-Dichloroethene	250	U	250	9.2	ug/Kg		11/30/11 21:57	12/06/11 03:50	1
Isopropylbenzene	250	U	250	6.5	ug/Kg		11/30/11 21:57	12/06/11 03:50	1
Methyl acetate	500	U	500	25	ug/Kg		11/30/11 21:57	12/06/11 03:50	1
Methyl tert-butyl ether	1000	U	1000	7.1	ug/Kg		11/30/11 21:57	12/06/11 03:50	1
1,1,2-Trichloro-1,2,2-trifluoroethane	250	U	250	39	ug/Kg		11/30/11 21:57	12/06/11 03:50	1
1,2,4-Trichlorobenzene	250	U	250	7.3	ug/Kg		11/30/11 21:57	12/06/11 03:50	1
1,2-Dichlorobenzene	250	U	250	8.6	ug/Kg		11/30/11 21:57	12/06/11 03:50	1
1,3-Dichlorobenzene	250	U	250	4.8	ug/Kg		11/30/11 21:57	12/06/11 03:50	1
1,4-Dichlorobenzene	250	U	250	8.0	ug/Kg		11/30/11 21:57	12/06/11 03:50	1
Trichlorofluoromethane	250	U	250	16	ug/Kg		11/30/11 21:57	12/06/11 03:50	1
Chlorodibromomethane	250	U	250	12	ug/Kg		11/30/11 21:57	12/06/11 03:50	1
Methylcyclohexane	500	U	500	12	ug/Kg		11/30/11 21:57	12/06/11 03:50	1

Method: 8260B - Volatile Organic Compounds (GC/MS) (Continued)

Lab Sample ID: MB 240-25140/1-A
Matrix: Solid
Analysis Batch: 25593

Client Sample ID: Method Blank
Prep Type: Total/NA
Prep Batch: 25140

Surrogate	MB %Recovery	MB Qualifier	Limits	Prepared	Analyzed	Dil Fac
1,2-Dichloroethane-d4 (Surr)	85		39 - 128	11/30/11 21:57	12/06/11 03:50	1
4-Bromofluorobenzene (Surr)	83		26 - 141	11/30/11 21:57	12/06/11 03:50	1
Toluene-d8 (Surr)	87		33 - 134	11/30/11 21:57	12/06/11 03:50	1
Dibromofluoromethane (Surr)	81		30 - 122	11/30/11 21:57	12/06/11 03:50	1

Lab Sample ID: LCS 240-25140/2-A
Matrix: Solid
Analysis Batch: 25593

Client Sample ID: Lab Control Sample
Prep Type: Total/NA
Prep Batch: 25140

Analyte	Spike Added	LCS Result	LCS Qualifier	Unit	D	%Rec	%Rec. Limits
Acetone	1000	540	J	ug/Kg		54	16 - 156
Benzene	500	461		ug/Kg		92	70 - 117
Dichlorobromomethane	500	320		ug/Kg		64	28 - 123
Bromoform	500	234	J	ug/Kg		47	10 - 117
Bromomethane	500	138	J	ug/Kg		28	10 - 114
2-Butanone (MEK)	1000	995	J	ug/Kg		100	10 - 199
Carbon disulfide	500	211	J	ug/Kg		42	10 - 132
Carbon tetrachloride	500	299		ug/Kg		60	29 - 118
Chlorobenzene	500	471		ug/Kg		94	71 - 116
Chloroethane	500	116	J	ug/Kg		23	10 - 120
Chloroform	500	422		ug/Kg		84	63 - 116
Chloromethane	500	329		ug/Kg		66	25 - 110
1,1-Dichloroethane	500	433		ug/Kg		87	63 - 117
1,2-Dichloroethane	500	446		ug/Kg		89	68 - 119
1,1-Dichloroethene	500	400		ug/Kg		80	44 - 143
1,2-Dichloropropane	500	460		ug/Kg		92	73 - 113
cis-1,3-Dichloropropene	500	301		ug/Kg		60	25 - 120
trans-1,3-Dichloropropene	500	293		ug/Kg		59	22 - 122
Ethylbenzene	500	428		ug/Kg		86	66 - 119
2-Hexanone	1000	865	J	ug/Kg		87	43 - 130
Methylene Chloride	500	182	J	ug/Kg		36	27 - 172
4-Methyl-2-pentanone (MIBK)	1000	815	J	ug/Kg		82	49 - 121
Styrene	500	417		ug/Kg		83	60 - 120
1,1,2,2-Tetrachloroethane	500	428		ug/Kg		86	54 - 121
Tetrachloroethene	500	452		ug/Kg		90	58 - 131
Toluene	500	452		ug/Kg		90	66 - 123
Trichloroethene	500	437		ug/Kg		87	59 - 124
Vinyl chloride	500	330		ug/Kg		66	33 - 110
Xylenes, Total	1500	1310		ug/Kg		87	68 - 119
1,1,1-Trichloroethane	500	313		ug/Kg		63	38 - 122
1,1,2-Trichloroethane	500	475		ug/Kg		95	74 - 114
Cyclohexane	500	366	J	ug/Kg		73	40 - 120
1,2-Dibromo-3-Chloropropane	500	247	J	ug/Kg		49	10 - 129
Ethylene Dibromide	500	425		ug/Kg		85	47 - 123
Dichlorodifluoromethane	500	169	J	ug/Kg		34	10 - 110
cis-1,2-Dichloroethene	500	444		ug/Kg		89	60 - 125
trans-1,2-Dichloroethene	500	401		ug/Kg		80	58 - 121
Isopropylbenzene	500	408		ug/Kg		82	61 - 123
Methyl acetate	500	485	J	ug/Kg		97	44 - 173

Method: 8260B - Volatile Organic Compounds (GC/MS) (Continued)

Lab Sample ID: LCS 240-25140/2-A
Matrix: Solid
Analysis Batch: 25593

Client Sample ID: Lab Control Sample
Prep Type: Total/NA
Prep Batch: 25140

Analyte	Spike Added	LCS Result	LCS Qualifier	Unit	D	%Rec	%Rec. Limits
Methyl tert-butyl ether	500	382	J	ug/Kg		76	34 - 157
1,1,2-Trichloro-1,2,2-trifluoroethane	500	412		ug/Kg		82	48 - 151
1,2,4-Trichlorobenzene	500	365		ug/Kg		73	41 - 135
1,2-Dichlorobenzene	500	460		ug/Kg		92	68 - 118
1,3-Dichlorobenzene	500	457		ug/Kg		91	66 - 121
1,4-Dichlorobenzene	500	448		ug/Kg		90	65 - 119
Trichlorofluoromethane	500	299		ug/Kg		60	17 - 145
Chlorodibromomethane	500	292		ug/Kg		58	22 - 113
Methylcyclohexane	500	384	J	ug/Kg		77	41 - 133
m-Xylene & p-Xylene	1000	875		ug/Kg		88	67 - 118
o-Xylene	500	433		ug/Kg		87	68 - 120

Surrogate	*LCS %Recovery*	*LCS Qualifier*	*Limits*
1,2-Dichloroethane-d4 (Surr)	*84*		*39 - 128*
4-Bromofluorobenzene (Surr)	*87*		*26 - 141*
Toluene-d8 (Surr)	*89*		*33 - 134*
Dibromofluoromethane (Surr)	*84*		*30 - 122*

Lab Sample ID: 240-6309-7 MS
Matrix: Solid
Analysis Batch: 25593

Client Sample ID: S-017324-112811-TP-099
Prep Type: Total/NA
Prep Batch: 25409

Analyte	Sample Result	Sample Qualifier	Spike Added	MS Result	MS Qualifier	Unit	D	%Rec	%Rec. Limits
Acetone	11	U	52.3	42.7		ug/Kg	☼	82	24 - 140
Benzene	2.7	U	26.2	21.4		ug/Kg	☼	82	53 - 118
Dichlorobromomethane	2.7	U	26.2	19.4		ug/Kg	☼	74	35 - 132
Bromoform	2.7	U	26.2	16.0		ug/Kg	☼	61	18 - 129
Bromomethane	2.7	U	26.2	18.1		ug/Kg	☼	69	33 - 130
2-Butanone (MEK)	11	U	52.3	54.9		ug/Kg	☼	105	30 - 143
Carbon disulfide	2.7	U	26.2	19.8		ug/Kg	☼	76	20 - 151
Carbon tetrachloride	2.7	U	26.2	17.7		ug/Kg	☼	68	32 - 137
Chlorobenzene	2.7	U	26.2	17.0		ug/Kg	☼	65	37 - 116
Chloroethane	2.7	U	26.2	16.7		ug/Kg	☼	64	45 - 118
Chloroform	2.7	U	26.2	21.3		ug/Kg	☼	82	53 - 119
Chloromethane	2.7	U	26.2	19.6		ug/Kg	☼	75	34 - 117
1,1-Dichloroethane	2.7	U	26.2	22.0		ug/Kg	☼	84	54 - 122
1,2-Dichloroethane	0.69	J	26.2	22.7		ug/Kg	☼	84	49 - 123
1,1-Dichloroethene	2.7	U	26.2	22.7		ug/Kg	☼	87	49 - 157
1,2-Dichloropropane	2.7	U	26.2	21.8		ug/Kg	☼	83	61 - 117
cis-1,3-Dichloropropene	2.7	U	26.2	17.1		ug/Kg	☼	65	27 - 133
trans-1,3-Dichloropropene	2.7	U	26.2	17.0		ug/Kg	☼	65	28 - 137
Ethylbenzene	2.7	U	26.2	16.3		ug/Kg	☼	62	30 - 131
2-Hexanone	11	U	52.3	48.1		ug/Kg	☼	92	37 - 147
Methylene Chloride	2.7	U	26.2	19.9		ug/Kg	☼	76	54 - 115
4-Methyl-2-pentanone (MIBK)	11	U	52.3	47.3		ug/Kg	☼	90	43 - 147
Styrene	2.7	U	26.2	15.7		ug/Kg	☼	60	27 - 127
1,1,2,2-Tetrachloroethane	2.7	U	26.2	18.7		ug/Kg	☼	71	16 - 179
Tetrachloroethene	2.7	U	26.2	17.5		ug/Kg	☼	67	31 - 135
Toluene	0.44	J	26.2	18.7		ug/Kg	☼	70	39 - 129

Method: 8260B - Volatile Organic Compounds (GC/MS) (Continued)

Lab Sample ID: 240-6309-7 MS
Matrix: Solid
Analysis Batch: 25593

Client Sample ID: S-017324-112811-TP-099
Prep Type: Total/NA
Prep Batch: 25409

Analyte	Sample Result	Sample Qualifier	Spike Added	MS Result	MS Qualifier	Unit	D	%Rec	%Rec. Limits
Trichloroethene	2.7	U	26.2	19.8		ug/Kg	☼	76	10 - 177
Vinyl chloride	2.7	U	26.2	19.0		ug/Kg	☼	73	42 - 117
Xylenes, Total	5.3	U	78.5	48.3		ug/Kg	☼	62	30 - 131
1,1,1-Trichloroethane	2.7	U	26.2	17.5		ug/Kg	☼	67	51 - 128
1,1,2-Trichloroethane	2.7	U	26.2	21.9		ug/Kg	☼	84	10 - 166
Cyclohexane	5.3	U	26.2	17.4		ug/Kg	☼	66	28 - 118
1,2-Dibromo-3-Chloropropane	5.3	U	26.2	12.1		ug/Kg	☼	46	10 - 153
Ethylene Dibromide	2.7	U	26.2	20.5		ug/Kg	☼	78	45 - 127
Dichlorodifluoromethane	2.7	U	26.2	13.8		ug/Kg	☼	53	17 - 115
cis-1,2-Dichloroethene	2.7	U	26.2	21.6		ug/Kg	☼	83	50 - 119
trans-1,2-Dichloroethene	2.7	U	26.2	21.7		ug/Kg	☼	83	50 - 123
Isopropylbenzene	2.7	U	26.2	13.6		ug/Kg	☼	52	21 - 134
Methyl acetate	5.3	U	26.2	27.4		ug/Kg	☼	105	33 - 165
Methyl tert-butyl ether	11	U	26.2	20.1		ug/Kg	☼	77	51 - 157
1,1,2-Trichloro-1,2,2-trifluoroethane	2.7	U	26.2	22.7		ug/Kg	☼	87	50 - 147
1,2,4-Trichlorobenzene	2.7	U	26.2	5.16		ug/Kg	☼	20	10 - 111
1,2-Dichlorobenzene	2.7	U	26.2	11.2		ug/Kg	☼	43	17 - 122
1,3-Dichlorobenzene	2.7	U	26.2	11.1		ug/Kg	☼	42	16 - 126
1,4-Dichlorobenzene	2.7	U	26.2	11.4		ug/Kg	☼	43	15 - 121
Trichlorofluoromethane	2.7	U	26.2	20.0		ug/Kg	☼	76	36 - 142
Chlorodibromomethane	2.7	U	26.2	18.2		ug/Kg	☼	70	29 - 135
Methylcyclohexane	5.3	U	26.2	14.9		ug/Kg	☼	57	20 - 132
m-Xylene & p-Xylene	5.3		52.3	32.4		ug/Kg	☼	62	29 - 131
o-Xylene	2.7		26.2	15.9		ug/Kg	☼	61	29 - 134

Surrogate	*MS %Recovery*	*MS Qualifier*	*Limits*
1,2-Dichloroethane-d4 (Surr)	*95*		*58 - 123*
4-Bromofluorobenzene (Surr)	*97*		*52 - 136*
Toluene-d8 (Surr)	*104*		*67 - 125*
Dibromofluoromethane (Surr)	*100*		*37 - 132*

Lab Sample ID: 240-6309-7 MSD
Matrix: Solid
Analysis Batch: 25593

Client Sample ID: S-017324-112811-TP-099
Prep Type: Total/NA
Prep Batch: 25409

Analyte	Sample Result	Sample Qualifier	Spike Added	MSD Result	MSD Qualifier	Unit	D	%Rec	%Rec. Limits	RPD	RPD Limit
Acetone	11	U	54.6	43.0		ug/Kg	☼	79	24 - 140	1	30
Benzene	2.7	U	27.3	21.7		ug/Kg	☼	80	53 - 118	2	30
Dichlorobromomethane	2.7	U	27.3	19.5		ug/Kg	☼	71	35 - 132	0	30
Bromoform	2.7	U	27.3	16.8		ug/Kg	☼	61	18 - 129	5	30
Bromomethane	2.7	U	27.3	18.5		ug/Kg	☼	68	33 - 130	2	30
2-Butanone (MEK)	11	U	54.6	68.8		ug/Kg	☼	126	30 - 143	23	30
Carbon disulfide	2.7	U	27.3	20.0		ug/Kg	☼	73	20 - 151	1	30
Carbon tetrachloride	2.7	U	27.3	18.1		ug/Kg	☼	66	32 - 137	2	30
Chlorobenzene	2.7	U	27.3	17.8		ug/Kg	☼	65	37 - 116	4	30
Chloroethane	2.7	U	27.3	16.4		ug/Kg	☼	60	45 - 118	2	30
Chloroform	2.7	U	27.3	21.3		ug/Kg	☼	78	53 - 119	0	30
Chloromethane	2.7	U	27.3	20.3		ug/Kg	☼	74	34 - 117	3	30
1,1-Dichloroethane	2.7	U	27.3	22.0		ug/Kg	☼	80	54 - 122	0	30

Method: 8260B - Volatile Organic Compounds (GC/MS) (Continued)

Lab Sample ID: 240-6309-7 MSD
Matrix: Solid
Analysis Batch: 25593

Client Sample ID: S-017324-112811-TP-099
Prep Type: Total/NA
Prep Batch: 25409

Analyte	Sample Result	Sample Qualifier	Spike Added	MSD Result	MSD Qualifier	Unit	D	%Rec	%Rec. Limits	RPD	RPD Limit
1,2-Dichloroethane	0.69	J	27.3	22.2		ug/Kg	☼	79	49 - 123	2	30
1,1-Dichloroethene	2.7	U	27.3	23.2		ug/Kg	☼	85	49 - 157	2	30
1,2-Dichloropropane	2.7	U	27.3	22.1		ug/Kg	☼	81	61 - 117	1	30
cis-1,3-Dichloropropene	2.7	U	27.3	17.5		ug/Kg	☼	64	27 - 133	2	30
trans-1,3-Dichloropropene	2.7	U	27.3	16.8		ug/Kg	☼	61	28 - 137	1	30
Ethylbenzene	2.7	U	27.3	16.8		ug/Kg	☼	62	30 - 131	3	30
2-Hexanone	11	U	54.6	49.1		ug/Kg	☼	90	37 - 147	2	30
Methylene Chloride	2.7	U	27.3	19.6		ug/Kg	☼	72	54 - 115	2	30
4-Methyl-2-pentanone (MIBK)	11	U	54.6	47.3		ug/Kg	☼	86	43 - 147	0	30
Styrene	2.7	U	27.3	16.6		ug/Kg	☼	61	27 - 127	5	30
1,1,2,2-Tetrachloroethane	2.7	U	27.3	19.3		ug/Kg	☼	71	16 - 179	3	30
Tetrachloroethene	2.7	U	27.3	18.5		ug/Kg	☼	68	31 - 135	6	30
Toluene	0.44	J	27.3	18.9		ug/Kg	☼	67	39 - 129	1	30
Trichloroethene	2.7	U	27.3	20.7		ug/Kg	☼	76	10 - 177	4	30
Vinyl chloride	2.7	U	27.3	19.3		ug/Kg	☼	71	42 - 117	2	30
Xylenes, Total	5.3	U	82.0	49.4		ug/Kg	☼	60	30 - 131	2	30
1,1,1-Trichloroethane	2.7	U	27.3	18.1		ug/Kg	☼	66	51 - 128	3	30
1,1,2-Trichloroethane	2.7	U	27.3	21.7		ug/Kg	☼	79	10 - 166	1	30
Cyclohexane	5.3	U	27.3	19.0		ug/Kg	☼	69	28 - 118	9	30
1,2-Dibromo-3-Chloropropane	5.3	U	27.3	13.7		ug/Kg	☼	50	10 - 153	13	30
Ethylene Dibromide	2.7	U	27.3	20.4		ug/Kg	☼	75	45 - 127	0	30
Dichlorodifluoromethane	2.7	U	27.3	14.2		ug/Kg	☼	52	17 - 115	3	30
cis-1,2-Dichloroethene	2.7	U	27.3	21.8		ug/Kg	☼	80	50 - 119	1	30
trans-1,2-Dichloroethene	2.7	U	27.3	21.5		ug/Kg	☼	79	50 - 123	1	30
Isopropylbenzene	2.7	U	27.3	14.4		ug/Kg	☼	53	21 - 134	6	30
Methyl acetate	5.3	U	27.3	26.0		ug/Kg	☼	95	33 - 165	5	30
Methyl tert-butyl ether	11	U	27.3	20.3		ug/Kg	☼	74	51 - 157	1	30
1,1,2-Trichloro-1,2,2-trifluoroethane	2.7	U	27.3	23.8		ug/Kg	☼	87	50 - 147	5	30
1,2,4-Trichlorobenzene	2.7	U	27.3	6.88		ug/Kg	☼	25	10 - 111	29	30
1,2-Dichlorobenzene	2.7	U	27.3	12.9		ug/Kg	☼	47	17 - 122	14	30
1,3-Dichlorobenzene	2.7	U	27.3	12.8		ug/Kg	☼	47	16 - 126	14	30
1,4-Dichlorobenzene	2.7	U	27.3	12.9		ug/Kg	☼	47	15 - 121	13	30
Trichlorofluoromethane	2.7	U	27.3	20.2		ug/Kg	☼	74	36 - 142	1	30
Chlorodibromomethane	2.7	U	27.3	18.3		ug/Kg	☼	67	29 - 135	1	30
Methylcyclohexane	5.3	U	27.3	17.4		ug/Kg	☼	64	20 - 132	15	30
m-Xylene & p-Xylene	5.3		54.6	33.1		ug/Kg	☼	61	29 - 131	2	30
o-Xylene	2.7		27.3	16.3		ug/Kg	☼	60	29 - 134	3	30

Surrogate	*MSD %Recovery*	*MSD Qualifier*	*Limits*
1,2-Dichloroethane-d4 (Surr)	*92*		*58 - 123*
4-Bromofluorobenzene (Surr)	*95*		*52 - 136*
Toluene-d8 (Surr)	*101*		*67 - 125*
Dibromofluoromethane (Surr)	*98*		*37 - 132*

Method: 8260B - Volatile Organic Compounds (GC/MS) (Continued)

Lab Sample ID: MB 240-25593/6
Matrix: Solid
Analysis Batch: 25593

Client Sample ID: Method Blank
Prep Type: Total/NA

Analyte	MB Result	MB Qualifier	RL	MDL	Unit	D	Prepared	Analyzed	Dil Fac
Acetone	20	U	20	6.3	ug/Kg			12/05/11 21:16	1
Benzene	5.0	U	5.0	0.23	ug/Kg			12/05/11 21:16	1
Dichlorobromomethane	5.0	U	5.0	0.28	ug/Kg			12/05/11 21:16	1
Bromoform	5.0	U	5.0	0.33	ug/Kg			12/05/11 21:16	1
Bromomethane	5.0	U	5.0	0.54	ug/Kg			12/05/11 21:16	1
2-Butanone (MEK)	20	U	20	1.4	ug/Kg			12/05/11 21:16	1
Carbon disulfide	5.0	U	5.0	0.44	ug/Kg			12/05/11 21:16	1
Carbon tetrachloride	5.0	U	5.0	0.37	ug/Kg			12/05/11 21:16	1
Chlorobenzene	5.0	U	5.0	0.33	ug/Kg			12/05/11 21:16	1
Chloroethane	5.0	U	5.0	0.86	ug/Kg			12/05/11 21:16	1
Chloroform	5.0	U	5.0	0.29	ug/Kg			12/05/11 21:16	1
Chloromethane	5.0	U	5.0	0.41	ug/Kg			12/05/11 21:16	1
1,1-Dichloroethane	5.0	U	5.0	0.36	ug/Kg			12/05/11 21:16	1
1,2-Dichloroethane	5.0	U	5.0	0.34	ug/Kg			12/05/11 21:16	1
1,1-Dichloroethene	5.0	U	5.0	0.52	ug/Kg			12/05/11 21:16	1
1,2-Dichloropropane	5.0	U	5.0	0.69	ug/Kg			12/05/11 21:16	1
cis-1,3-Dichloropropene	5.0	U	5.0	0.34	ug/Kg			12/05/11 21:16	1
trans-1,3-Dichloropropene	5.0	U	5.0	0.54	ug/Kg			12/05/11 21:16	1
Ethylbenzene	5.0	U	5.0	0.26	ug/Kg			12/05/11 21:16	1
2-Hexanone	20	U	20	0.63	ug/Kg			12/05/11 21:16	1
Methylene Chloride	5.0	U	5.0	0.67	ug/Kg			12/05/11 21:16	1
4-Methyl-2-pentanone (MIBK)	20	U	20	0.54	ug/Kg			12/05/11 21:16	1
Styrene	5.0	U	5.0	0.15	ug/Kg			12/05/11 21:16	1
1,1,2,2-Tetrachloroethane	5.0	U	5.0	0.34	ug/Kg			12/05/11 21:16	1
Tetrachloroethene	5.0	U	5.0	0.52	ug/Kg			12/05/11 21:16	1
Toluene	5.0	U	5.0	0.27	ug/Kg			12/05/11 21:16	1
Trichloroethene	5.0	U	5.0	0.42	ug/Kg			12/05/11 21:16	1
Vinyl chloride	5.0	U	5.0	0.39	ug/Kg			12/05/11 21:16	1
Xylenes, Total	10	U	10	0.67	ug/Kg			12/05/11 21:16	1
1,1,1-Trichloroethane	5.0	U	5.0	0.56	ug/Kg			12/05/11 21:16	1
1,1,2-Trichloroethane	5.0	U	5.0	0.39	ug/Kg			12/05/11 21:16	1
Cyclohexane	10	U	10	0.33	ug/Kg			12/05/11 21:16	1
1,2-Dibromo-3-Chloropropane	10	U	10	1.3	ug/Kg			12/05/11 21:16	1
Ethylene Dibromide	5.0	U	5.0	0.50	ug/Kg			12/05/11 21:16	1
Dichlorodifluoromethane	5.0	U	5.0	0.50	ug/Kg			12/05/11 21:16	1
cis-1,2-Dichloroethene	5.0	U	5.0	0.36	ug/Kg			12/05/11 21:16	1
trans-1,2-Dichloroethene	5.0	U	5.0	0.41	ug/Kg			12/05/11 21:16	1
Isopropylbenzene	5.0	U	5.0	0.16	ug/Kg			12/05/11 21:16	1
Methyl acetate	10	U	10	1.4	ug/Kg			12/05/11 21:16	1
Methyl tert-butyl ether	20	U	20	0.43	ug/Kg			12/05/11 21:16	1
1,1,2-Trichloro-1,2,2-trifluoroethane	5.0	U	5.0	1.3	ug/Kg			12/05/11 21:16	1
1,2,4-Trichlorobenzene	0.405	J	5.0	0.27	ug/Kg			12/05/11 21:16	1
1,2-Dichlorobenzene	5.0	U	5.0	0.36	ug/Kg			12/05/11 21:16	1
1,3-Dichlorobenzene	5.0	U	5.0	0.35	ug/Kg			12/05/11 21:16	1
1,4-Dichlorobenzene	5.0	U	5.0	0.66	ug/Kg			12/05/11 21:16	1
Trichlorofluoromethane	5.0	U	5.0	0.34	ug/Kg			12/05/11 21:16	1
Chlorodibromomethane	5.0	U	5.0	0.55	ug/Kg			12/05/11 21:16	1
Methylcyclohexane	10	U	10	0.31	ug/Kg			12/05/11 21:16	1

Method: 8260B - Volatile Organic Compounds (GC/MS) (Continued)

Lab Sample ID: MB 240-25593/6
Matrix: Solid
Analysis Batch: 25593

Client Sample ID: Method Blank
Prep Type: Total/NA

Surrogate	MB %Recovery	MB Qualifier	Limits	Prepared	Analyzed	Dil Fac
1,2-Dichloroethane-d4 (Surr)	92		58 - 123		12/05/11 21:16	1
4-Bromofluorobenzene (Surr)	93		52 - 136		12/05/11 21:16	1
Toluene-d8 (Surr)	105		67 - 125		12/05/11 21:16	1
Dibromofluoromethane (Surr)	97		37 - 132		12/05/11 21:16	1

Lab Sample ID: LCS 240-25593/5
Matrix: Solid
Analysis Batch: 25593

Client Sample ID: Lab Control Sample
Prep Type: Total/NA

Analyte	Spike Added	LCS Result	LCS Qualifier	Unit	D	%Rec	%Rec. Limits
Acetone	100	83.5		ug/Kg		84	41 - 137
Benzene	50.0	48.1		ug/Kg		96	79 - 112
Dichlorobromomethane	50.0	44.3		ug/Kg		89	84 - 122
Bromoform	50.0	44.9		ug/Kg		90	62 - 133
Bromomethane	50.0	40.5		ug/Kg		81	42 - 136
2-Butanone (MEK)	100	98.0		ug/Kg		98	52 - 131
Carbon disulfide	50.0	46.0		ug/Kg		92	62 - 146
Carbon tetrachloride	50.0	43.4		ug/Kg		87	71 - 129
Chlorobenzene	50.0	46.9		ug/Kg		94	78 - 110
Chloroethane	50.0	36.1		ug/Kg		72	58 - 117
Chloroform	50.0	47.1		ug/Kg		94	77 - 114
Chloromethane	50.0	42.6		ug/Kg		85	50 - 110
1,1-Dichloroethane	50.0	47.4		ug/Kg		95	76 - 115
1,2-Dichloroethane	50.0	44.2		ug/Kg		88	72 - 120
1,1-Dichloroethene	50.0	51.2		ug/Kg		102	75 - 135
1,2-Dichloropropane	50.0	48.7		ug/Kg		97	87 - 113
cis-1,3-Dichloropropene	50.0	40.1		ug/Kg		80	74 - 128
trans-1,3-Dichloropropene	50.0	42.1		ug/Kg		84	73 - 131
Ethylbenzene	50.0	46.2		ug/Kg		92	79 - 117
2-Hexanone	100	101		ug/Kg		101	64 - 136
Methylene Chloride	50.0	41.4		ug/Kg		83	75 - 118
4-Methyl-2-pentanone (MIBK)	100	95.1		ug/Kg		95	67 - 135
Styrene	50.0	46.5		ug/Kg		93	87 - 117
1,1,2,2-Tetrachloroethane	50.0	47.9		ug/Kg		96	77 - 123
Tetrachloroethene	50.0	50.6		ug/Kg		101	79 - 114
Toluene	50.0	46.1		ug/Kg		92	75 - 111
Trichloroethene	50.0	49.1		ug/Kg		98	79 - 113
Vinyl chloride	50.0	40.5		ug/Kg		81	57 - 114
Xylenes, Total	150	139		ug/Kg		93	80 - 118
1,1,1-Trichloroethane	50.0	41.6		ug/Kg		83	77 - 126
1,1,2-Trichloroethane	50.0	49.6		ug/Kg		99	83 - 112
Cyclohexane	50.0	45.2		ug/Kg		90	66 - 110
1,2-Dibromo-3-Chloropropane	50.0	39.6		ug/Kg		79	61 - 132
Ethylene Dibromide	50.0	47.1		ug/Kg		94	83 - 117
Dichlorodifluoromethane	50.0	30.4		ug/Kg		61	26 - 113
cis-1,2-Dichloroethene	50.0	48.2		ug/Kg		96	76 - 113
trans-1,2-Dichloroethene	50.0	47.7		ug/Kg		95	78 - 117
Isopropylbenzene	50.0	44.6		ug/Kg		89	76 - 122
Methyl acetate	50.0	47.6		ug/Kg		95	57 - 130

Method: 8260B - Volatile Organic Compounds (GC/MS) (Continued)

Lab Sample ID: LCS 240-25593/5
Matrix: Solid
Analysis Batch: 25593

Client Sample ID: Lab Control Sample
Prep Type: Total/NA

Analyte	Spike Added	LCS Result	LCS Qualifier	Unit	D	%Rec	%Rec. Limits
Methyl tert-butyl ether	50.0	40.6		ug/Kg		81	49 - 165
1,1,2-Trichloro-1,2,2-trifluoroethane	50.0	51.9		ug/Kg		104	82 - 138
1,2,4-Trichlorobenzene	50.0	38.0		ug/Kg		76	64 - 124
1,2-Dichlorobenzene	50.0	45.5		ug/Kg		91	76 - 110
1,3-Dichlorobenzene	50.0	45.5		ug/Kg		91	78 - 111
1,4-Dichlorobenzene	50.0	45.2		ug/Kg		90	75 - 110
Trichlorofluoromethane	50.0	45.1		ug/Kg		90	57 - 146
Chlorodibromomethane	50.0	46.0		ug/Kg		92	72 - 127
Methylcyclohexane	50.0	47.1		ug/Kg		94	70 - 126
m-Xylene & p-Xylene	100	93.6		ug/Kg		94	80 - 117
o-Xylene	50.0	45.4		ug/Kg		91	80 - 120

Surrogate	*LCS %Recovery*	*LCS Qualifier*	*Limits*
1,2-Dichloroethane-d4 (Surr)	*89*		*58 - 123*
4-Bromofluorobenzene (Surr)	*96*		*52 - 136*
Toluene-d8 (Surr)	*107*		*67 - 125*
Dibromofluoromethane (Surr)	*98*		*37 - 132*

Method: 8270C - Semivolatile Organic Compounds (GC/MS)

Lab Sample ID: MB 240-25328/14-A
Matrix: Solid
Analysis Batch: 25632

Client Sample ID: Method Blank
Prep Type: Total/NA
Prep Batch: 25328

Analyte	MB Result	MB Qualifier	RL	MDL	Unit	D	Prepared	Analyzed	Dil Fac
1,1'-Biphenyl	50	U	50	27	ug/Kg		12/02/11 08:42	12/06/11 10:30	1
2,2'-oxybis[1-chloropropane]	100	U	100	9.5	ug/Kg		12/02/11 08:42	12/06/11 10:30	1
2,4,5-Trichlorophenol	150	U	150	25	ug/Kg		12/02/11 08:42	12/06/11 10:30	1
2,4,6-Trichlorophenol	150	U	150	80	ug/Kg		12/02/11 08:42	12/06/11 10:30	1
2,4-Dichlorophenol	150	U	150	20	ug/Kg		12/02/11 08:42	12/06/11 10:30	1
2,4-Dimethylphenol	150	U	150	20	ug/Kg		12/02/11 08:42	12/06/11 10:30	1
2,4-Dinitrophenol	330	U	330	80	ug/Kg		12/02/11 08:42	12/06/11 10:30	1
2,4-Dinitrotoluene	200	U	200	27	ug/Kg		12/02/11 08:42	12/06/11 10:30	1
2,6-Dinitrotoluene	200	U	200	21	ug/Kg		12/02/11 08:42	12/06/11 10:30	1
2-Chloronaphthalene	50	U	50	3.3	ug/Kg		12/02/11 08:42	12/06/11 10:30	1
2-Chlorophenol	50	U	50	27	ug/Kg		12/02/11 08:42	12/06/11 10:30	1
2-Methylnaphthalene	6.7	U	6.7	3.3	ug/Kg		12/02/11 08:42	12/06/11 10:30	1
2-Methylphenol	200	U	200	80	ug/Kg		12/02/11 08:42	12/06/11 10:30	1
2-Nitroaniline	200	U	200	9.1	ug/Kg		12/02/11 08:42	12/06/11 10:30	1
2-Nitrophenol	50	U	50	27	ug/Kg		12/02/11 08:42	12/06/11 10:30	1
3,3'-Dichlorobenzidine	100	U	100	18	ug/Kg		12/02/11 08:42	12/06/11 10:30	1
3-Nitroaniline	200	U	200	16	ug/Kg		12/02/11 08:42	12/06/11 10:30	1
4,6-Dinitro-2-methylphenol	150	U	150	80	ug/Kg		12/02/11 08:42	12/06/11 10:30	1
4-Bromophenyl phenyl ether	50	U	50	13	ug/Kg		12/02/11 08:42	12/06/11 10:30	1
4-Chloro-3-methylphenol	150	U	150	21	ug/Kg		12/02/11 08:42	12/06/11 10:30	1
4-Chloroaniline	150	U	150	17	ug/Kg		12/02/11 08:42	12/06/11 10:30	1
4-Chlorophenyl phenyl ether	50	U	50	13	ug/Kg		12/02/11 08:42	12/06/11 10:30	1
4-Nitroaniline	200	U	200	26	ug/Kg		12/02/11 08:42	12/06/11 10:30	1

Method: 8270C - Semivolatile Organic Compounds (GC/MS) (Continued)

Lab Sample ID: MB 240-25328/14-A
Matrix: Solid
Analysis Batch: 25632

Client Sample ID: Method Blank
Prep Type: Total/NA
Prep Batch: 25328

Analyte	MB Result	MB Qualifier	RL	MDL	Unit	D	Prepared	Analyzed	Dil Fac
4-Nitrophenol	330	U	330	80	ug/Kg		12/02/11 08:42	12/06/11 10:30	1
Acenaphthene	6.7	U	6.7	3.3	ug/Kg		12/02/11 08:42	12/06/11 10:30	1
Acenaphthylene	6.7	U	6.7	3.3	ug/Kg		12/02/11 08:42	12/06/11 10:30	1
Acetophenone	100	U	100	9.2	ug/Kg		12/02/11 08:42	12/06/11 10:30	1
Anthracene	6.7	U	6.7	3.3	ug/Kg		12/02/11 08:42	12/06/11 10:30	1
Atrazine	200	U	200	9.1	ug/Kg		12/02/11 08:42	12/06/11 10:30	1
Benzaldehyde	100	U	100	12	ug/Kg		12/02/11 08:42	12/06/11 10:30	1
Benzo[a]anthracene	6.7	U	6.7	3.3	ug/Kg		12/02/11 08:42	12/06/11 10:30	1
Benzo[a]pyrene	6.7	U	6.7	3.3	ug/Kg		12/02/11 08:42	12/06/11 10:30	1
Benzo[b]fluoranthene	6.7	U	6.7	3.3	ug/Kg		12/02/11 08:42	12/06/11 10:30	1
Benzo[g,h,i]perylene	6.7	U	6.7	3.3	ug/Kg		12/02/11 08:42	12/06/11 10:30	1
Benzo[k]fluoranthene	6.7	U	6.7	3.3	ug/Kg		12/02/11 08:42	12/06/11 10:30	1
Bis(2-chloroethoxy)methane	100	U	100	22	ug/Kg		12/02/11 08:42	12/06/11 10:30	1
Bis(2-chloroethyl)ether	100	U	100	2.0	ug/Kg		12/02/11 08:42	12/06/11 10:30	1
Bis(2-ethylhexyl) phthalate	50	U	50	19	ug/Kg		12/02/11 08:42	12/06/11 10:30	1
Butyl benzyl phthalate	50	U	50	10	ug/Kg		12/02/11 08:42	12/06/11 10:30	1
Caprolactam	330	U	330	37	ug/Kg		12/02/11 08:42	12/06/11 10:30	1
Carbazole	50	U	50	27	ug/Kg		12/02/11 08:42	12/06/11 10:30	1
Chrysene	6.7	U	6.7	1.1	ug/Kg		12/02/11 08:42	12/06/11 10:30	1
Dibenz(a,h)anthracene	6.7	U	6.7	3.3	ug/Kg		12/02/11 08:42	12/06/11 10:30	1
Dibenzofuran	50	U	50	3.3	ug/Kg		12/02/11 08:42	12/06/11 10:30	1
Diethyl phthalate	50	U	50	16	ug/Kg		12/02/11 08:42	12/06/11 10:30	1
Dimethyl phthalate	50	U	50	17	ug/Kg		12/02/11 08:42	12/06/11 10:30	1
Di-n-butyl phthalate	50	U	50	15	ug/Kg		12/02/11 08:42	12/06/11 10:30	1
Di-n-octyl phthalate	50	U	50	27	ug/Kg		12/02/11 08:42	12/06/11 10:30	1
Fluoranthene	6.7	U	6.7	3.3	ug/Kg		12/02/11 08:42	12/06/11 10:30	1
Fluorene	6.7	U	6.7	3.3	ug/Kg		12/02/11 08:42	12/06/11 10:30	1
Hexachlorobenzene	6.7	U	6.7	2.1	ug/Kg		12/02/11 08:42	12/06/11 10:30	1
Hexachlorobutadiene	50	U	50	27	ug/Kg		12/02/11 08:42	12/06/11 10:30	1
Hexachlorocyclopentadiene	330	U	330	27	ug/Kg		12/02/11 08:42	12/06/11 10:30	1
Hexachloroethane	50	U	50	9.0	ug/Kg		12/02/11 08:42	12/06/11 10:30	1
Indeno[1,2,3-cd]pyrene	6.7	U	6.7	3.3	ug/Kg		12/02/11 08:42	12/06/11 10:30	1
Isophorone	50	U	50	13	ug/Kg		12/02/11 08:42	12/06/11 10:30	1
Naphthalene	6.7	U	6.7	3.3	ug/Kg		12/02/11 08:42	12/06/11 10:30	1
Nitrobenzene	100	U	100	2.2	ug/Kg		12/02/11 08:42	12/06/11 10:30	1
N-Nitrosodi-n-propylamine	50	U	50	27	ug/Kg		12/02/11 08:42	12/06/11 10:30	1
N-Nitrosodiphenylamine	50	U	50	21	ug/Kg		12/02/11 08:42	12/06/11 10:30	1
Pentachlorophenol	150	U	150	80	ug/Kg		12/02/11 08:42	12/06/11 10:30	1
Phenol	50	U	50	27	ug/Kg		12/02/11 08:42	12/06/11 10:30	1
Phenanthrene	6.7	U	6.7	3.3	ug/Kg		12/02/11 08:42	12/06/11 10:30	1
Pyrene	6.7	U	6.7	3.3	ug/Kg		12/02/11 08:42	12/06/11 10:30	1
3 & 4 Methylphenol	400	U	400	20	ug/Kg		12/02/11 08:42	12/06/11 10:30	1

Surrogate	*MB %Recovery*	*MB Qualifier*	*Limits*	*Prepared*	*Analyzed*	*Dil Fac*
2-Fluorobiphenyl (Surr)	*64*		*34 - 110*	*12/02/11 08:42*	*12/06/11 10:30*	*1*
2-Fluorophenol (Surr)	*79*		*26 - 110*	*12/02/11 08:42*	*12/06/11 10:30*	*1*
2,4,6-Tribromophenol (Surr)	*67*		*10 - 118*	*12/02/11 08:42*	*12/06/11 10:30*	*1*
Nitrobenzene-d5 (Surr)	*70*		*24 - 112*	*12/02/11 08:42*	*12/06/11 10:30*	*1*
Phenol-d5 (Surr)	*76*		*28 - 110*	*12/02/11 08:42*	*12/06/11 10:30*	*1*

Method: 8270C - Semivolatile Organic Compounds (GC/MS) (Continued)

Lab Sample ID: MB 240-25328/14-A
Matrix: Solid
Analysis Batch: 25632

Client Sample ID: Method Blank
Prep Type: Total/NA
Prep Batch: 25328

Surrogate	MB %Recovery	MB Qualifier	Limits	Prepared	Analyzed	Dil Fac
Terphenyl-d14 (Surr)	81		41 - 119	12/02/11 08:42	12/06/11 10:30	1

Lab Sample ID: LCS 240-25328/15-A
Matrix: Solid
Analysis Batch: 25632

Client Sample ID: Lab Control Sample
Prep Type: Total/NA
Prep Batch: 25328

Analyte	Spike Added	LCS Result	LCS Qualifier	Unit	D	%Rec	%Rec. Limits
1,1'-Biphenyl	667	440		ug/Kg		66	50 - 130
2,2'-oxybis[1-chloropropane]	667	462		ug/Kg		69	36 - 116
2,4,5-Trichlorophenol	667	473		ug/Kg		71	42 - 110
2,4,6-Trichlorophenol	667	437		ug/Kg		65	37 - 110
2,4-Dichlorophenol	667	487		ug/Kg		73	40 - 110
2,4-Dimethylphenol	667	405		ug/Kg		61	28 - 110
2,4-Dinitrophenol	667	324	J	ug/Kg		49	10 - 110
2,4-Dinitrotoluene	667	497		ug/Kg		75	55 - 116
2,6-Dinitrotoluene	667	506		ug/Kg		76	54 - 115
2-Chloronaphthalene	667	458		ug/Kg		69	46 - 110
2-Chlorophenol	667	471		ug/Kg		71	39 - 110
2-Methylnaphthalene	667	477		ug/Kg		72	46 - 110
2-Methylphenol	667	453		ug/Kg		68	36 - 110
2-Nitroaniline	667	456		ug/Kg		68	47 - 124
2-Nitrophenol	667	475		ug/Kg		71	35 - 110
3,3'-Dichlorobenzidine	667	339		ug/Kg		51	31 - 110
3-Nitroaniline	667	439		ug/Kg		66	44 - 110
4,6-Dinitro-2-methylphenol	667	425		ug/Kg		64	21 - 110
4-Bromophenyl phenyl ether	667	467		ug/Kg		70	53 - 112
4-Chloro-3-methylphenol	667	493		ug/Kg		74	42 - 110
4-Chloroaniline	667	353		ug/Kg		53	25 - 110
4-Chlorophenyl phenyl ether	667	473		ug/Kg		71	53 - 110
4-Nitroaniline	667	452		ug/Kg		68	50 - 110
4-Nitrophenol	667	495		ug/Kg		74	24 - 117
Acenaphthene	667	443		ug/Kg		66	46 - 110
Acenaphthylene	667	467		ug/Kg		70	47 - 110
Acetophenone	667	460		ug/Kg		69	50 - 130
Anthracene	667	472		ug/Kg		71	56 - 111
Atrazine	667	583		ug/Kg		87	50 - 130
Benzaldehyde	667	474		ug/Kg		71	10 - 130
Benzo[a]anthracene	667	461		ug/Kg		69	58 - 111
Benzo[a]pyrene	667	435		ug/Kg		65	44 - 115
Benzo[b]fluoranthene	667	453		ug/Kg		68	43 - 124
Benzo[g,h,i]perylene	667	516		ug/Kg		77	44 - 120
Benzo[k]fluoranthene	667	497		ug/Kg		75	38 - 122
Bis(2-chloroethoxy)methane	667	481		ug/Kg		72	42 - 110
Bis(2-chloroethyl)ether	667	523		ug/Kg		78	41 - 110
Bis(2-ethylhexyl) phthalate	667	533		ug/Kg		80	56 - 123
Butyl benzyl phthalate	667	513		ug/Kg		77	57 - 121
Caprolactam	667	473		ug/Kg		71	50 - 130
Carbazole	667	483		ug/Kg		72	56 - 115
Chrysene	667	481		ug/Kg		72	56 - 111

Method: 8270C - Semivolatile Organic Compounds (GC/MS) (Continued)

Lab Sample ID: LCS 240-25328/15-A
Matrix: Solid
Analysis Batch: 25632

Client Sample ID: Lab Control Sample
Prep Type: Total/NA
Prep Batch: 25328

Analyte	Spike Added	LCS Result	LCS Qualifier	Unit	D	%Rec	%Rec. Limits
Dibenz(a,h)anthracene	667	524		ug/Kg		79	45 - 122
Dibenzofuran	667	454		ug/Kg		68	50 - 110
Diethyl phthalate	667	497		ug/Kg		75	55 - 114
Dimethyl phthalate	667	479		ug/Kg		72	54 - 112
Di-n-butyl phthalate	667	528		ug/Kg		79	57 - 119
Di-n-octyl phthalate	667	495		ug/Kg		74	45 - 123
Fluoranthene	667	513		ug/Kg		77	55 - 118
Fluorene	667	465		ug/Kg		70	51 - 110
Hexachlorobenzene	667	487		ug/Kg		73	51 - 110
Hexachlorobutadiene	667	488		ug/Kg		73	39 - 110
Hexachlorocyclopentadiene	667	406		ug/Kg		61	10 - 110
Hexachloroethane	667	465		ug/Kg		70	38 - 110
Indeno[1,2,3-cd]pyrene	667	496		ug/Kg		74	45 - 121
Isophorone	667	486		ug/Kg		73	46 - 117
Naphthalene	667	481		ug/Kg		72	42 - 110
Nitrobenzene	667	490		ug/Kg		73	40 - 110
N-Nitrosodi-n-propylamine	667	479		ug/Kg		72	40 - 114
N-Nitrosodiphenylamine	667	449		ug/Kg		67	54 - 112
Pentachlorophenol	667	369		ug/Kg		55	10 - 110
Phenol	667	471		ug/Kg		71	39 - 110
Phenanthrene	667	476		ug/Kg		71	54 - 110
Pyrene	667	475		ug/Kg		71	58 - 113
3 & 4 Methylphenol	1330	980		ug/Kg		74	40 - 110

Surrogate	*LCS %Recovery*	*LCS Qualifier*	*Limits*
2-Fluorobiphenyl (Surr)	*67*		*34 - 110*
2-Fluorophenol (Surr)	*78*		*26 - 110*
2,4,6-Tribromophenol (Surr)	*69*		*10 - 118*
Nitrobenzene-d5 (Surr)	*77*		*24 - 112*
Phenol-d5 (Surr)	*73*		*28 - 110*
Terphenyl-d14 (Surr)	*81*		*41 - 119*

Lab Sample ID: MB 240-25639/21-A
Matrix: Solid
Analysis Batch: 26096

Client Sample ID: Method Blank
Prep Type: Total/NA
Prep Batch: 25639

Analyte	MB Result	MB Qualifier	RL	MDL	Unit	D	Prepared	Analyzed	Dil Fac
1,1'-Biphenyl	50	U	50	27	ug/Kg		12/06/11 08:49	12/08/11 16:21	1
2,2'-oxybis[1-chloropropane]	100	U	100	9.5	ug/Kg		12/06/11 08:49	12/08/11 16:21	1
2,4,5-Trichlorophenol	150	U	150	25	ug/Kg		12/06/11 08:49	12/08/11 16:21	1
2,4,6-Trichlorophenol	150	U	150	80	ug/Kg		12/06/11 08:49	12/08/11 16:21	1
2,4-Dichlorophenol	150	U	150	20	ug/Kg		12/06/11 08:49	12/08/11 16:21	1
2,4-Dimethylphenol	150	U	150	20	ug/Kg		12/06/11 08:49	12/08/11 16:21	1
2,4-Dinitrophenol	330	U	330	80	ug/Kg		12/06/11 08:49	12/08/11 16:21	1
2,4-Dinitrotoluene	200	U	200	27	ug/Kg		12/06/11 08:49	12/08/11 16:21	1
2,6-Dinitrotoluene	200	U	200	21	ug/Kg		12/06/11 08:49	12/08/11 16:21	1
2-Chloronaphthalene	50	U	50	3.3	ug/Kg		12/06/11 08:49	12/08/11 16:21	1
2-Chlorophenol	50	U	50	27	ug/Kg		12/06/11 08:49	12/08/11 16:21	1
2-Methylnaphthalene	6.7	U	6.7	3.3	ug/Kg		12/06/11 08:49	12/08/11 16:21	1

Method: 8270C - Semivolatile Organic Compounds (GC/MS) (Continued)

Lab Sample ID: MB 240-25639/21-A
Matrix: Solid
Analysis Batch: 26096

Client Sample ID: Method Blank
Prep Type: Total/NA
Prep Batch: 25639

Analyte	MB Result	MB Qualifier	RL	MDL	Unit	D	Prepared	Analyzed	Dil Fac
2-Methylphenol	200	U	200	80	ug/Kg		12/06/11 08:49	12/08/11 16:21	1
2-Nitroaniline	200	U	200	9.1	ug/Kg		12/06/11 08:49	12/08/11 16:21	1
2-Nitrophenol	50	U	50	27	ug/Kg		12/06/11 08:49	12/08/11 16:21	1
3,3'-Dichlorobenzidine	100	U	100	18	ug/Kg		12/06/11 08:49	12/08/11 16:21	1
3-Nitroaniline	200	U	200	16	ug/Kg		12/06/11 08:49	12/08/11 16:21	1
4,6-Dinitro-2-methylphenol	150	U	150	80	ug/Kg		12/06/11 08:49	12/08/11 16:21	1
4-Bromophenyl phenyl ether	50	U	50	13	ug/Kg		12/06/11 08:49	12/08/11 16:21	1
4-Chloro-3-methylphenol	150	U	150	21	ug/Kg		12/06/11 08:49	12/08/11 16:21	1
4-Chloroaniline	150	U	150	17	ug/Kg		12/06/11 08:49	12/08/11 16:21	1
4-Chlorophenyl phenyl ether	50	U	50	13	ug/Kg		12/06/11 08:49	12/08/11 16:21	1
4-Nitroaniline	200	U	200	26	ug/Kg		12/06/11 08:49	12/08/11 16:21	1
4-Nitrophenol	330	U	330	80	ug/Kg		12/06/11 08:49	12/08/11 16:21	1
Acenaphthene	6.7	U	6.7	3.3	ug/Kg		12/06/11 08:49	12/08/11 16:21	1
Acenaphthylene	6.7	U	6.7	3.3	ug/Kg		12/06/11 08:49	12/08/11 16:21	1
Acetophenone	100	U	100	9.2	ug/Kg		12/06/11 08:49	12/08/11 16:21	1
Anthracene	6.7	U	6.7	3.3	ug/Kg		12/06/11 08:49	12/08/11 16:21	1
Atrazine	200	U	200	9.1	ug/Kg		12/06/11 08:49	12/08/11 16:21	1
Benzaldehyde	100	U	100	12	ug/Kg		12/06/11 08:49	12/08/11 16:21	1
Benzo[a]anthracene	6.7	U	6.7	3.3	ug/Kg		12/06/11 08:49	12/08/11 16:21	1
Benzo[a]pyrene	6.7	U	6.7	3.3	ug/Kg		12/06/11 08:49	12/08/11 16:21	1
Benzo[b]fluoranthene	6.7	U	6.7	3.3	ug/Kg		12/06/11 08:49	12/08/11 16:21	1
Benzo[g,h,i]perylene	6.7	U	6.7	3.3	ug/Kg		12/06/11 08:49	12/08/11 16:21	1
Benzo[k]fluoranthene	6.7	U	6.7	3.3	ug/Kg		12/06/11 08:49	12/08/11 16:21	1
Bis(2-chloroethoxy)methane	100	U	100	22	ug/Kg		12/06/11 08:49	12/08/11 16:21	1
Bis(2-chloroethyl)ether	100	U	100	2.0	ug/Kg		12/06/11 08:49	12/08/11 16:21	1
Bis(2-ethylhexyl) phthalate	50	U	50	19	ug/Kg		12/06/11 08:49	12/08/11 16:21	1
Butyl benzyl phthalate	50	U	50	10	ug/Kg		12/06/11 08:49	12/08/11 16:21	1
Caprolactam	330	U	330	37	ug/Kg		12/06/11 08:49	12/08/11 16:21	1
Carbazole	50	U	50	27	ug/Kg		12/06/11 08:49	12/08/11 16:21	1
Chrysene	6.7	U	6.7	1.1	ug/Kg		12/06/11 08:49	12/08/11 16:21	1
Dibenz(a,h)anthracene	6.7	U	6.7	3.3	ug/Kg		12/06/11 08:49	12/08/11 16:21	1
Dibenzofuran	50	U	50	3.3	ug/Kg		12/06/11 08:49	12/08/11 16:21	1
Diethyl phthalate	50	U	50	16	ug/Kg		12/06/11 08:49	12/08/11 16:21	1
Dimethyl phthalate	50	U	50	17	ug/Kg		12/06/11 08:49	12/08/11 16:21	1
Di-n-butyl phthalate	50	U	50	15	ug/Kg		12/06/11 08:49	12/08/11 16:21	1
Di-n-octyl phthalate	50	U	50	27	ug/Kg		12/06/11 08:49	12/08/11 16:21	1
Fluoranthene	6.7	U	6.7	3.3	ug/Kg		12/06/11 08:49	12/08/11 16:21	1
Fluorene	6.7	U	6.7	3.3	ug/Kg		12/06/11 08:49	12/08/11 16:21	1
Hexachlorobenzene	6.7	U	6.7	2.1	ug/Kg		12/06/11 08:49	12/08/11 16:21	1
Hexachlorobutadiene	50	U	50	27	ug/Kg		12/06/11 08:49	12/08/11 16:21	1
Hexachlorocyclopentadiene	330	U	330	27	ug/Kg		12/06/11 08:49	12/08/11 16:21	1
Hexachloroethane	50	U	50	9.0	ug/Kg		12/06/11 08:49	12/08/11 16:21	1
Indeno[1,2,3-cd]pyrene	6.7	U	6.7	3.3	ug/Kg		12/06/11 08:49	12/08/11 16:21	1
Isophorone	50	U	50	13	ug/Kg		12/06/11 08:49	12/08/11 16:21	1
Naphthalene	6.7	U	6.7	3.3	ug/Kg		12/06/11 08:49	12/08/11 16:21	1
Nitrobenzene	100	U	100	2.2	ug/Kg		12/06/11 08:49	12/08/11 16:21	1
N-Nitrosodi-n-propylamine	50	U	50	27	ug/Kg		12/06/11 08:49	12/08/11 16:21	1
N-Nitrosodiphenylamine	50	U	50	21	ug/Kg		12/06/11 08:49	12/08/11 16:21	1
Pentachlorophenol	150	U	150	80	ug/Kg		12/06/11 08:49	12/08/11 16:21	1
Phenol	50	U	50	27	ug/Kg		12/06/11 08:49	12/08/11 16:21	1

Method: 8270C - Semivolatile Organic Compounds (GC/MS) (Continued)

Lab Sample ID: MB 240-25639/21-A
Matrix: Solid
Analysis Batch: 26096

Client Sample ID: Method Blank
Prep Type: Total/NA
Prep Batch: 25639

Analyte	MB Result	MB Qualifier	RL	MDL	Unit	D	Prepared	Analyzed	Dil Fac
Phenanthrene	6.7	U	6.7	3.3	ug/Kg		12/06/11 08:49	12/08/11 16:21	1
Pyrene	6.7	U	6.7	3.3	ug/Kg		12/06/11 08:49	12/08/11 16:21	1
3 & 4 Methylphenol	400	U	400	20	ug/Kg		12/06/11 08:49	12/08/11 16:21	1

Surrogate	*MB %Recovery*	*MB Qualifier*	*Limits*	*Prepared*	*Analyzed*	*Dil Fac*
2-Fluorobiphenyl (Surr)	*48*		*34 - 110*	*12/06/11 08:49*	*12/08/11 16:21*	*1*
2-Fluorophenol (Surr)	*48*		*26 - 110*	*12/06/11 08:49*	*12/08/11 16:21*	*1*
2,4,6-Tribromophenol (Surr)	*33*		*10 - 118*	*12/06/11 08:49*	*12/08/11 16:21*	*1*
Nitrobenzene-d5 (Surr)	*49*		*24 - 112*	*12/06/11 08:49*	*12/08/11 16:21*	*1*
Phenol-d5 (Surr)	*51*		*28 - 110*	*12/06/11 08:49*	*12/08/11 16:21*	*1*
Terphenyl-d14 (Surr)	*68*		*41 - 119*	*12/06/11 08:49*	*12/08/11 16:21*	*1*

Lab Sample ID: LCS 240-25639/22-A
Matrix: Solid
Analysis Batch: 26096

Client Sample ID: Lab Control Sample
Prep Type: Total/NA
Prep Batch: 25639

Analyte	Spike Added	LCS Result	LCS Qualifier	Unit	D	%Rec	%Rec. Limits
1,1'-Biphenyl	667	451		ug/Kg		68	50 - 130
2,2'-oxybis[1-chloropropane]	667	418		ug/Kg		63	36 - 116
2,4,5-Trichlorophenol	667	455		ug/Kg		68	42 - 110
2,4,6-Trichlorophenol	667	422		ug/Kg		63	37 - 110
2,4-Dichlorophenol	667	471		ug/Kg		71	40 - 110
2,4-Dimethylphenol	667	382		ug/Kg		57	28 - 110
2,4-Dinitrophenol	667	119	J	ug/Kg		18	10 - 110
2,4-Dinitrotoluene	667	501		ug/Kg		75	55 - 116
2,6-Dinitrotoluene	667	513		ug/Kg		77	54 - 115
2-Chloronaphthalene	667	452		ug/Kg		68	46 - 110
2-Chlorophenol	667	459		ug/Kg		69	39 - 110
2-Methylnaphthalene	667	473		ug/Kg		71	46 - 110
2-Methylphenol	667	447		ug/Kg		67	36 - 110
2-Nitroaniline	667	432		ug/Kg		65	47 - 124
2-Nitrophenol	667	459		ug/Kg		69	35 - 110
3,3'-Dichlorobenzidine	667	114	*	ug/Kg		17	31 - 110
3-Nitroaniline	667	347		ug/Kg		52	44 - 110
4,6-Dinitro-2-methylphenol	667	280		ug/Kg		42	21 - 110
4-Bromophenyl phenyl ether	667	447		ug/Kg		67	53 - 112
4-Chloro-3-methylphenol	667	475		ug/Kg		71	42 - 110
4-Chloroaniline	667	266		ug/Kg		40	25 - 110
4-Chlorophenyl phenyl ether	667	479		ug/Kg		72	53 - 110
4-Nitroaniline	667	408		ug/Kg		61	50 - 110
4-Nitrophenol	667	425		ug/Kg		64	24 - 117
Acenaphthene	667	467		ug/Kg		70	46 - 110
Acenaphthylene	667	457		ug/Kg		69	47 - 110
Acetophenone	667	491		ug/Kg		74	50 - 130
Anthracene	667	496		ug/Kg		74	56 - 111
Atrazine	667	516		ug/Kg		77	50 - 130
Benzaldehyde	667	477		ug/Kg		72	10 - 130
Benzo[a]anthracene	667	497		ug/Kg		75	58 - 111
Benzo[a]pyrene	667	467		ug/Kg		70	44 - 115

Method: 8270C - Semivolatile Organic Compounds (GC/MS) (Continued)

Lab Sample ID: LCS 240-25639/22-A
Matrix: Solid
Analysis Batch: 26096

Client Sample ID: Lab Control Sample
Prep Type: Total/NA
Prep Batch: 25639

Analyte	Spike Added	LCS Result	LCS Qualifier	Unit	D	%Rec	%Rec. Limits
Benzo[b]fluoranthene	667	503		ug/Kg		75	43 - 124
Benzo[g,h,i]perylene	667	515		ug/Kg		77	44 - 120
Benzo[k]fluoranthene	667	547		ug/Kg		82	38 - 122
Bis(2-chloroethoxy)methane	667	460		ug/Kg		69	42 - 110
Bis(2-chloroethyl)ether	667	496		ug/Kg		74	41 - 110
Bis(2-ethylhexyl) phthalate	667	515		ug/Kg		77	56 - 123
Butyl benzyl phthalate	667	534		ug/Kg		80	57 - 121
Caprolactam	667	403		ug/Kg		60	50 - 130
Carbazole	667	489		ug/Kg		73	56 - 115
Chrysene	667	568		ug/Kg		85	56 - 111
Dibenz(a,h)anthracene	667	503		ug/Kg		75	45 - 122
Dibenzofuran	667	473		ug/Kg		71	50 - 110
Diethyl phthalate	667	519		ug/Kg		78	55 - 114
Dimethyl phthalate	667	494		ug/Kg		74	54 - 112
Di-n-butyl phthalate	667	554		ug/Kg		83	57 - 119
Di-n-octyl phthalate	667	482		ug/Kg		72	45 - 123
Fluoranthene	667	519		ug/Kg		78	55 - 118
Fluorene	667	485		ug/Kg		73	51 - 110
Hexachlorobenzene	667	443		ug/Kg		66	51 - 110
Hexachlorobutadiene	667	469		ug/Kg		70	39 - 110
Hexachlorocyclopentadiene	667	352		ug/Kg		53	10 - 110
Hexachloroethane	667	470		ug/Kg		70	38 - 110
Indeno[1,2,3-cd]pyrene	667	511		ug/Kg		77	45 - 121
Isophorone	667	462		ug/Kg		69	46 - 117
Naphthalene	667	470		ug/Kg		70	42 - 110
Nitrobenzene	667	482		ug/Kg		72	40 - 110
N-Nitrosodi-n-propylamine	667	457		ug/Kg		69	40 - 114
N-Nitrosodiphenylamine	667	435		ug/Kg		65	54 - 112
Pentachlorophenol	667	141	J	ug/Kg		21	10 - 110
Phenol	667	456		ug/Kg		68	39 - 110
Phenanthrene	667	496		ug/Kg		74	54 - 110
Pyrene	667	516		ug/Kg		77	58 - 113
3 & 4 Methylphenol	1330	907		ug/Kg		68	40 - 110

Surrogate	*LCS %Recovery*	*LCS Qualifier*	*Limits*
2-Fluorobiphenyl (Surr)	*66*		*34 - 110*
2-Fluorophenol (Surr)	*71*		*26 - 110*
2,4,6-Tribromophenol (Surr)	*61*		*10 - 118*
Nitrobenzene-d5 (Surr)	*69*		*24 - 112*
Phenol-d5 (Surr)	*71*		*28 - 110*
Terphenyl-d14 (Surr)	*83*		*41 - 119*

Lab Sample ID: 240-6309-7 MS
Matrix: Solid
Analysis Batch: 26096

Client Sample ID: S-017324-112811-TP-099
Prep Type: Total/NA
Prep Batch: 25639

Analyte	Sample Result	Sample Qualifier	Spike Added	MS Result	MS Qualifier	Unit	D	%Rec	%Rec. Limits
1,1'-Biphenyl	53	U	697	425		ug/Kg	☼	61	50 - 130
2,2'-oxybis[1-chloropropane]	110	U	697	394		ug/Kg	☼	57	25 - 124

Method: 8270C - Semivolatile Organic Compounds (GC/MS) (Continued)

Lab Sample ID: 240-6309-7 MS
Matrix: Solid
Analysis Batch: 26096

Client Sample ID: S-017324-112811-TP-099
Prep Type: Total/NA
Prep Batch: 25639

Analyte	Sample Result	Sample Qualifier	Spike Added	MS Result	MS Qualifier	Unit	D	%Rec	%Rec. Limits
2,4,5-Trichlorophenol	160	U	697	417		ug/Kg	☼	60	32 - 112
2,4,6-Trichlorophenol	160	U	697	326		ug/Kg	☼	47	22 - 110
2,4-Dichlorophenol	160	U	697	431		ug/Kg	☼	62	33 - 110
2,4-Dimethylphenol	160	U	697	396		ug/Kg	☼	57	19 - 114
2,4-Dinitrophenol	350	U	697	340	U F	ug/Kg	☼	0	10 - 110
2,4-Dinitrotoluene	210	U	697	456		ug/Kg	☼	65	42 - 118
2,6-Dinitrotoluene	210	U	697	477		ug/Kg	☼	68	28 - 137
2-Chloronaphthalene	53	U	697	418		ug/Kg	☼	60	40 - 110
2-Chlorophenol	53	U	697	457		ug/Kg	☼	66	32 - 110
2-Methylnaphthalene	7.0	U	697	447		ug/Kg	☼	64	10 - 200
2-Methylphenol	210	U	697	472		ug/Kg	☼	68	19 - 124
2-Nitroaniline	210	U	697	416		ug/Kg	☼	60	31 - 141
2-Nitrophenol	53	U	697	408		ug/Kg	☼	59	17 - 110
3,3'-Dichlorobenzidine	110	U *	697	144		ug/Kg	☼	21	10 - 110
3-Nitroaniline	210	U	697	370		ug/Kg	☼	53	24 - 110
4,6-Dinitro-2-methylphenol	160	U	697	160	U F	ug/Kg	☼	0	10 - 110
4-Bromophenyl phenyl ether	53	U	697	424		ug/Kg	☼	61	44 - 120
4-Chloro-3-methylphenol	160	U	697	480		ug/Kg	☼	69	32 - 117
4-Chloroaniline	160	U	697	242		ug/Kg	☼	35	11 - 110
4-Chlorophenyl phenyl ether	53	U	697	455		ug/Kg	☼	65	47 - 116
4-Nitroaniline	210	U	697	401		ug/Kg	☼	58	23 - 124
4-Nitrophenol	350	U	697	233	J	ug/Kg	☼	33	10 - 125
Acenaphthene	7.0	U	697	434		ug/Kg	☼	62	10 - 200
Acenaphthylene	7.0	U	697	434		ug/Kg	☼	62	10 - 200
Acetophenone	110	U	697	477		ug/Kg	☼	69	50 - 130
Anthracene	7.0	U	697	457		ug/Kg	☼	66	10 - 200
Atrazine	210	U	697	493		ug/Kg	☼	71	50 - 130
Benzaldehyde	110	U	697	449		ug/Kg	☼	64	10 - 130
Benzo[a]anthracene	7.0	U	697	461		ug/Kg	☼	66	10 - 200
Benzo[a]pyrene	7.0	U	697	422		ug/Kg	☼	61	10 - 200
Benzo[b]fluoranthene	7.0	U	697	466		ug/Kg	☼	67	10 - 200
Benzo[g,h,i]perylene	7.0	U	697	469		ug/Kg	☼	67	10 - 200
Benzo[k]fluoranthene	7.0	U	697	441		ug/Kg	☼	63	10 - 200
Bis(2-chloroethoxy)methane	110	U	697	441		ug/Kg	☼	63	36 - 110
Bis(2-chloroethyl)ether	110	U	697	451		ug/Kg	☼	65	32 - 118
Bis(2-ethylhexyl) phthalate	24	J	697	544		ug/Kg	☼	75	10 - 200
Butyl benzyl phthalate	53	U	697	503		ug/Kg	☼	72	43 - 138
Caprolactam	350	U	697	388		ug/Kg	☼	56	50 - 130
Carbazole	53	U	697	454		ug/Kg	☼	65	10 - 162
Chrysene	7.0	U	697	504		ug/Kg	☼	72	10 - 200
Dibenz(a,h)anthracene	7.0	U	697	470		ug/Kg	☼	68	10 - 200
Dibenzofuran	53	U	697	445		ug/Kg	☼	64	10 - 200
Diethyl phthalate	53	U	697	471		ug/Kg	☼	68	48 - 118
Dimethyl phthalate	53	U	697	457		ug/Kg	☼	66	47 - 116
Di-n-butyl phthalate	53	U	697	514		ug/Kg	☼	74	31 - 145
Di-n-octyl phthalate	53	U	697	508		ug/Kg	☼	73	10 - 182
Fluoranthene	7.0	U	697	482		ug/Kg	☼	69	10 - 200
Fluorene	7.0	U	697	456		ug/Kg	☼	65	10 - 187
Hexachlorobenzene	7.0	U	697	427		ug/Kg	☼	61	37 - 122
Hexachlorobutadiene	53	U	697	424		ug/Kg	☼	61	30 - 110

Method: 8270C - Semivolatile Organic Compounds (GC/MS) (Continued)

Lab Sample ID: 240-6309-7 MS
Matrix: Solid
Analysis Batch: 26096

Client Sample ID: S-017324-112811-TP-099
Prep Type: Total/NA
Prep Batch: 25639

Analyte	Sample Result	Sample Qualifier	Spike Added	MS Result	MS Qualifier	Unit	D	%Rec	%Rec. Limits
Hexachlorocyclopentadiene	350	U	697	88.5	J	ug/Kg	☼	13	10 - 110
Hexachloroethane	53	U	697	438		ug/Kg	☼	63	13 - 110
Indeno[1,2,3-cd]pyrene	7.0	U	697	459		ug/Kg	☼	66	10 - 200
Isophorone	53	U	697	431		ug/Kg	☼	62	32 - 129
Naphthalene	7.0	U	697	423		ug/Kg	☼	61	10 - 200
Nitrobenzene	110	U	697	434		ug/Kg	☼	62	33 - 111
N-Nitrosodi-n-propylamine	53	U	697	456		ug/Kg	☼	65	30 - 121
N-Nitrosodiphenylamine	53	U	697	413		ug/Kg	☼	59	10 - 169
Pentachlorophenol	160	U	697	160	U F	ug/Kg	☼	0	10 - 182
Phenol	53	U	697	465		ug/Kg	☼	67	10 - 144
Phenanthrene	7.0	U	697	466		ug/Kg	☼	67	10 - 200
Pyrene	7.0	U	697	464		ug/Kg	☼	67	10 - 200
3 & 4 Methylphenol	420	U	1390	941		ug/Kg	☼	68	27 - 116

Surrogate	*MS %Recovery*	*MS Qualifier*	*Limits*
2-Fluorobiphenyl (Surr)	*58*		*34 - 110*
2-Fluorophenol (Surr)	*63*		*26 - 110*
2,4,6-Tribromophenol (Surr)	*44*		*10 - 118*
Nitrobenzene-d5 (Surr)	*59*		*24 - 112*
Phenol-d5 (Surr)	*67*		*28 - 110*
Terphenyl-d14 (Surr)	*71*		*41 - 119*

Lab Sample ID: 240-6309-7 MSD
Matrix: Solid
Analysis Batch: 26185

Client Sample ID: S-017324-112811-TP-099
Prep Type: Total/NA
Prep Batch: 25639

Analyte	Sample Result	Sample Qualifier	Spike Added	MSD Result	MSD Qualifier	Unit	D	%Rec	%Rec. Limits	RPD	RPD Limit
1,1'-Biphenyl	53	U	701	377		ug/Kg	☼	54	50 - 130	12	30
2,2'-oxybis[1-chloropropane]	110	U	701	385		ug/Kg	☼	55	25 - 124	2	30
2,4,5-Trichlorophenol	160	U	701	384		ug/Kg	☼	55	32 - 112	8	30
2,4,6-Trichlorophenol	160	U	701	311		ug/Kg	☼	44	22 - 110	5	30
2,4-Dichlorophenol	160	U	701	388		ug/Kg	☼	55	33 - 110	10	30
2,4-Dimethylphenol	160	U	701	325		ug/Kg	☼	46	19 - 114	20	30
2,4-Dinitrophenol	350	U	701	188	J	ug/Kg	☼	27	10 - 110	NC	30
2,4-Dinitrotoluene	210	U	701	437		ug/Kg	☼	62	42 - 118	4	30
2,6-Dinitrotoluene	210	U	701	451		ug/Kg	☼	64	28 - 137	6	30
2-Chloronaphthalene	53	U	701	376		ug/Kg	☼	54	40 - 110	11	30
2-Chlorophenol	53	U	701	385		ug/Kg	☼	55	32 - 110	17	30
2-Methylnaphthalene	7.0	U	701	374		ug/Kg	☼	53	10 - 200	18	30
2-Methylphenol	210	U	701	376		ug/Kg	☼	54	19 - 124	23	30
2-Nitroaniline	210	U	701	390		ug/Kg	☼	56	31 - 141	7	30
2-Nitrophenol	53	U	701	374		ug/Kg	☼	53	17 - 110	9	30
3,3'-Dichlorobenzidine	110	U *	701	175		ug/Kg	☼	25	10 - 110	19	30
3-Nitroaniline	210	U	701	353		ug/Kg	☼	50	24 - 110	5	30
4,6-Dinitro-2-methylphenol	160	U	701	322		ug/Kg	☼	46	10 - 110	NC	30
4-Bromophenyl phenyl ether	53	U	701	399		ug/Kg	☼	57	44 - 120	6	30
4-Chloro-3-methylphenol	160	U	701	414		ug/Kg	☼	59	32 - 117	15	30
4-Chloroaniline	160	U	701	250		ug/Kg	☼	36	11 - 110	3	30
4-Chlorophenyl phenyl ether	53	U	701	407		ug/Kg	☼	58	47 - 116	11	30

Method: 8270C - Semivolatile Organic Compounds (GC/MS) (Continued)

Lab Sample ID: 240-6309-7 MSD
Matrix: Solid
Analysis Batch: 26185

Client Sample ID: S-017324-112811-TP-099
Prep Type: Total/NA
Prep Batch: 25639

Analyte	Sample Result	Sample Qualifier	Spike Added	MSD Result	MSD Qualifier	Unit	D	%Rec	%Rec. Limits	RPD	RPD Limit
4-Nitroaniline	210	U	701	400		ug/Kg	☼	57	23 - 124	0	30
4-Nitrophenol	350	U	701	376	F	ug/Kg	☼	54	10 - 125	47	30
Acenaphthene	7.0	U	701	385		ug/Kg	☼	55	10 - 200	12	30
Acenaphthylene	7.0	U	701	388		ug/Kg	☼	55	10 - 200	11	30
Acetophenone	110	U	701	390		ug/Kg	☼	56	50 - 130	20	30
Anthracene	7.0	U	701	440		ug/Kg	☼	63	10 - 200	4	30
Atrazine	210	U	701	496		ug/Kg	☼	71	50 - 130	0	30
Benzaldehyde	110	U	701	348		ug/Kg	☼	50	10 - 130	25	30
Benzo[a]anthracene	7.0	U	701	444		ug/Kg	☼	63	10 - 200	4	30
Benzo[a]pyrene	7.0	U	701	396		ug/Kg	☼	57	10 - 200	6	30
Benzo[b]fluoranthene	7.0	U	701	416		ug/Kg	☼	59	10 - 200	11	30
Benzo[g,h,i]perylene	7.0	U	701	455		ug/Kg	☼	65	10 - 200	3	30
Benzo[k]fluoranthene	7.0	U	701	444		ug/Kg	☼	63	10 - 200	1	30
Bis(2-chloroethoxy)methane	110	U	701	364		ug/Kg	☼	52	36 - 110	19	30
Bis(2-chloroethyl)ether	110	U	701	408		ug/Kg	☼	58	32 - 118	10	30
Bis(2-ethylhexyl) phthalate	24	J	701	527		ug/Kg	☼	72	10 - 200	3	30
Butyl benzyl phthalate	53	U	701	495		ug/Kg	☼	71	43 - 138	2	30
Caprolactam	350	U	701	397		ug/Kg	☼	57	50 - 130	2	30
Carbazole	53	U	701	433		ug/Kg	☼	62	10 - 162	5	30
Chrysene	7.0	U	701	463		ug/Kg	☼	66	10 - 200	9	30
Dibenz(a,h)anthracene	7.0	U	701	451		ug/Kg	☼	64	10 - 200	4	30
Dibenzofuran	53	U	701	393		ug/Kg	☼	56	10 - 200	12	30
Diethyl phthalate	53	U	701	428		ug/Kg	☼	61	48 - 118	10	30
Dimethyl phthalate	53	U	701	416		ug/Kg	☼	59	47 - 116	10	30
Di-n-butyl phthalate	53	U	701	492		ug/Kg	☼	70	31 - 145	4	30
Di-n-octyl phthalate	53	U	701	504		ug/Kg	☼	72	10 - 182	1	30
Fluoranthene	7.0	U	701	446		ug/Kg	☼	64	10 - 200	8	30
Fluorene	7.0	U	701	401		ug/Kg	☼	57	10 - 187	13	30
Hexachlorobenzene	7.0	U	701	402		ug/Kg	☼	57	37 - 122	6	30
Hexachlorobutadiene	53	U	701	351		ug/Kg	☼	50	30 - 110	19	30
Hexachlorocyclopentadiene	350	U	701	135	J F	ug/Kg	☼	19	10 - 110	42	30
Hexachloroethane	53	U	701	367		ug/Kg	☼	52	13 - 110	18	30
Indeno[1,2,3-cd]pyrene	7.0	U	701	442		ug/Kg	☼	63	10 - 200	4	30
Isophorone	53	U	701	362		ug/Kg	☼	52	32 - 129	17	30
Naphthalene	7.0	U	701	364		ug/Kg	☼	52	10 - 200	15	30
Nitrobenzene	110	U	701	357		ug/Kg	☼	51	33 - 111	19	30
N-Nitrosodi-n-propylamine	53	U	701	378		ug/Kg	☼	54	30 - 121	19	30
N-Nitrosodiphenylamine	53	U	701	410		ug/Kg	☼	59	10 - 169	1	30
Pentachlorophenol	160	U	701	172		ug/Kg	☼	25	10 - 182	NC	30
Phenol	53	U	701	385		ug/Kg	☼	55	10 - 144	19	30
Phenanthrene	7.0	U	701	438		ug/Kg	☼	63	10 - 200	6	30
Pyrene	7.0	U	701	439		ug/Kg	☼	63	10 - 200	5	30
3 & 4 Methylphenol	420	U	1400	778		ug/Kg	☼	56	27 - 116	19	30

Surrogate	*MSD %Recovery*	*MSD Qualifier*	*Limits*
2-Fluorobiphenyl (Surr)	*52*		*34 - 110*
2-Fluorophenol (Surr)	*53*		*26 - 110*
2,4,6-Tribromophenol (Surr)	*39*		*10 - 118*
Nitrobenzene-d5 (Surr)	*47*		*24 - 112*

Method: 8270C - Semivolatile Organic Compounds (GC/MS) (Continued)

Lab Sample ID: 240-6309-7 MSD
Matrix: Solid
Analysis Batch: 26185

Client Sample ID: S-017324-112811-TP-099
Prep Type: Total/NA
Prep Batch: 25639

Surrogate	MSD %Recovery	MSD Qualifier	Limits
Phenol-d5 (Surr)	*55*		*28 - 110*
Terphenyl-d14 (Surr)	*69*		*41 - 119*

Method: 8082 - Polychlorinated Biphenyls (PCBs) by Gas Chromatography

Lab Sample ID: MB 240-25326/23-A
Matrix: Solid
Analysis Batch: 25816

Client Sample ID: Method Blank
Prep Type: Total/NA
Prep Batch: 25326

Analyte	MB Result	MB Qualifier	RL	MDL	Unit	D	Prepared	Analyzed	Dil Fac
Aroclor-1016	33	U	33	21	ug/Kg		12/02/11 08:35	12/07/11 13:21	1
Aroclor-1221	33	U	33	16	ug/Kg		12/02/11 08:35	12/07/11 13:21	1
Aroclor-1232	33	U	33	14	ug/Kg		12/02/11 08:35	12/07/11 13:21	1
Aroclor-1242	33	U	33	13	ug/Kg		12/02/11 08:35	12/07/11 13:21	1
Aroclor-1248	33	U	33	17	ug/Kg		12/02/11 08:35	12/07/11 13:21	1
Aroclor-1254	33	U	33	17	ug/Kg		12/02/11 08:35	12/07/11 13:21	1
Aroclor-1260	33	U	33	17	ug/Kg		12/02/11 08:35	12/07/11 13:21	1

Surrogate	MB %Recovery	MB Qualifier	Limits	Prepared	Analyzed	Dil Fac
Tetrachloro-m-xylene	*162*	*X*	*29 - 151*	*12/02/11 08:35*	*12/07/11 13:21*	*1*
DCB Decachlorobiphenyl	*64*		*14 - 163*	*12/02/11 08:35*	*12/07/11 13:21*	*1*

Lab Sample ID: LCS 240-25326/24-A
Matrix: Solid
Analysis Batch: 25816

Client Sample ID: Lab Control Sample
Prep Type: Total/NA
Prep Batch: 25326

Analyte	Spike Added	LCS Result	LCS Qualifier	Unit	D	%Rec	%Rec. Limits
Aroclor-1016	333	315		ug/Kg		94	62 - 120
Aroclor-1260	333	324		ug/Kg		97	56 - 122

Surrogate	LCS %Recovery	LCS Qualifier	Limits
Tetrachloro-m-xylene	*158*	*X*	*29 - 151*
DCB Decachlorobiphenyl	*99*		*14 - 163*

Lab Sample ID: 240-6309-7 MS
Matrix: Solid
Analysis Batch: 25816

Client Sample ID: S-017324-112811-TP-099
Prep Type: Total/NA
Prep Batch: 25326

Analyte	Sample Result	Sample Qualifier	Spike Added	MS Result	MS Qualifier	Unit	D	%Rec	%Rec. Limits
Aroclor-1016	35	U	350	339		ug/Kg	☼	97	22 - 157
Aroclor-1260	35	U	350	281		ug/Kg	☼	80	13 - 161

Surrogate	MS %Recovery	MS Qualifier	Limits
Tetrachloro-m-xylene	*176*	*X*	*29 - 151*
DCB Decachlorobiphenyl	*87*		*14 - 163*

Method: 8082 - Polychlorinated Biphenyls (PCBs) by Gas Chromatography (Continued)

Lab Sample ID: 240-6309-7 MSD
Matrix: Solid
Analysis Batch: 25816

Client Sample ID: S-017324-112811-TP-099
Prep Type: Total/NA
Prep Batch: 25326

Analyte	Sample Result	Sample Qualifier	Spike Added	MSD Result	MSD Qualifier	Unit	D	%Rec	%Rec. Limits	RPD	RPD Limit
Aroclor-1016	35	U	351	324		ug/Kg	☼	92	22 - 157	5	30
Aroclor-1260	35	U	351	287		ug/Kg	☼	82	13 - 161	2	30

Surrogate	*MSD %Recovery*	*MSD Qualifier*	*Limits*
Tetrachloro-m-xylene	*159*	*X*	*29 - 151*
DCB Decachlorobiphenyl	*83*		*14 - 163*

Method: 6010B - Metals (ICP)

Lab Sample ID: MB 240-25067/1-A
Matrix: Solid
Analysis Batch: 25310

Client Sample ID: Method Blank
Prep Type: Total/NA
Prep Batch: 25067

Analyte	MB Result	MB Qualifier	RL	MDL	Unit	D	Prepared	Analyzed	Dil Fac
Aluminum	20	U	20	9.6	mg/Kg		11/30/11 11:49	12/01/11 19:53	1
Antimony	1.0	U	1.0	0.39	mg/Kg		11/30/11 11:49	12/01/11 19:53	1
Barium	0.161	J	20	0.071	mg/Kg		11/30/11 11:49	12/01/11 19:53	1
Beryllium	0.50	U	0.50	0.043	mg/Kg		11/30/11 11:49	12/01/11 19:53	1
Calcium	24.2	J	500	16	mg/Kg		11/30/11 11:49	12/01/11 19:53	1
Cadmium	0.20	U	0.20	0.036	mg/Kg		11/30/11 11:49	12/01/11 19:53	1
Cobalt	5.0	U	5.0	0.16	mg/Kg		11/30/11 11:49	12/01/11 19:53	1
Chromium	0.50	U	0.50	0.20	mg/Kg		11/30/11 11:49	12/01/11 19:53	1
Copper	2.5	U	2.5	0.74	mg/Kg		11/30/11 11:49	12/01/11 19:53	1
Iron	10	U	10	4.9	mg/Kg		11/30/11 11:49	12/01/11 19:53	1
Potassium	19.4	J	500	6.2	mg/Kg		11/30/11 11:49	12/01/11 19:53	1
Magnesium	7.99	J	500	5.1	mg/Kg		11/30/11 11:49	12/01/11 19:53	1
Manganese	0.0770	J	1.5	0.074	mg/Kg		11/30/11 11:49	12/01/11 19:53	1
Silver	0.50	U	0.50	0.10	mg/Kg		11/30/11 11:49	12/01/11 19:53	1
Sodium	500	U	500	66	mg/Kg		11/30/11 11:49	12/01/11 19:53	1
Nickel	4.0	U	4.0	0.27	mg/Kg		11/30/11 11:49	12/01/11 19:53	1
Vanadium	5.0	U	5.0	0.12	mg/Kg		11/30/11 11:49	12/01/11 19:53	1
Zinc	2.0	U	2.0	1.0	mg/Kg		11/30/11 11:49	12/01/11 19:53	1
Arsenic	1.0	U	1.0	0.30	mg/Kg		11/30/11 11:49	12/01/11 19:53	1
Lead	0.30	U	0.30	0.19	mg/Kg		11/30/11 11:49	12/01/11 19:53	1
Thallium	1.0	U	1.0	0.55	mg/Kg		11/30/11 11:49	12/01/11 19:53	1

Lab Sample ID: MB 240-25067/1-A
Matrix: Solid
Analysis Batch: 25468

Client Sample ID: Method Blank
Prep Type: Total/NA
Prep Batch: 25067

Analyte	MB Result	MB Qualifier	RL	MDL	Unit	D	Prepared	Analyzed	Dil Fac
Selenium	0.50	U	0.50	0.45	mg/Kg		11/30/11 11:49	12/02/11 12:17	1

Lab Sample ID: LCS 240-25067/2-A
Matrix: Solid
Analysis Batch: 25310

Client Sample ID: Lab Control Sample
Prep Type: Total/NA
Prep Batch: 25067

Analyte	Spike Added	LCS Result	LCS Qualifier	Unit	D	%Rec	%Rec. Limits
Aluminum	200	197		mg/Kg		98	80 - 120

Method: 6010B - Metals (ICP) (Continued)

Lab Sample ID: LCS 240-25067/2-A
Matrix: Solid
Analysis Batch: 25310

Client Sample ID: Lab Control Sample
Prep Type: Total/NA
Prep Batch: 25067

Analyte	Spike Added	LCS Result	LCS Qualifier	Unit	D	%Rec	%Rec. Limits
Antimony	50.0	46.1		mg/Kg		92	80 - 120
Barium	200	202		mg/Kg		101	80 - 120
Beryllium	5.00	4.95		mg/Kg		99	80 - 120
Calcium	5000	4850		mg/Kg		97	80 - 120
Cadmium	5.00	4.89		mg/Kg		98	80 - 120
Cobalt	50.0	47.7		mg/Kg		95	80 - 120
Chromium	20.0	19.2		mg/Kg		96	80 - 120
Copper	25.0	24.1		mg/Kg		97	80 - 120
Iron	100	98.6		mg/Kg		99	80 - 120
Potassium	5000	4790		mg/Kg		96	80 - 120
Magnesium	5000	4750		mg/Kg		95	80 - 120
Manganese	50.0	50.1		mg/Kg		100	80 - 120
Silver	5.00	4.89		mg/Kg		98	80 - 120
Sodium	5000	4760		mg/Kg		95	80 - 120
Nickel	50.0	49.2		mg/Kg		98	80 - 120
Vanadium	50.0	47.2		mg/Kg		94	80 - 120
Zinc	50.0	49.6		mg/Kg		99	80 - 120
Arsenic	200	185		mg/Kg		93	80 - 120
Lead	50.0	47.6		mg/Kg		95	80 - 120
Selenium	200	187		mg/Kg		93	80 - 120
Thallium	200	188		mg/Kg		94	80 - 120

Lab Sample ID: 240-6309-7 MS
Matrix: Solid
Analysis Batch: 25310

Client Sample ID: S-017324-112811-TP-099
Prep Type: Total/NA
Prep Batch: 25067

Analyte	Sample Result	Sample Qualifier	Spike Added	MS Result	MS Qualifier	Unit	D	%Rec	%Rec. Limits
Aluminum	2000		200	2880	4	mg/Kg	☼	426	75 - 125
Antimony	0.96	U	50.1	26.7	F	mg/Kg	☼	53	75 - 125
Barium	13	J B	200	204		mg/Kg	☼	96	75 - 125
Beryllium	0.17	J	5.01	4.62		mg/Kg	☼	89	75 - 125
Cadmium	0.083	J	5.01	4.37		mg/Kg	☼	86	75 - 125
Cobalt	3.0	J	50.1	45.4		mg/Kg	☼	85	75 - 125
Chromium	4.8		20.0	23.8		mg/Kg	☼	95	75 - 125
Copper	9.3		25.0	33.0		mg/Kg	☼	95	75 - 125
Iron	8000		100	7350	4	mg/Kg	☼	-638	75 - 125
Potassium	760	B	5010	5870		mg/Kg	☼	102	75 - 125
Magnesium	35000	B	5010	47100	4	mg/Kg	☼	243	75 - 125
Manganese	190	B	50.1	273	F	mg/Kg	☼	167	75 - 125
Silver	0.48	U	5.01	4.70		mg/Kg	☼	94	75 - 125
Sodium	93	J	5010	4800		mg/Kg	☼	94	75 - 125
Nickel	8.9		50.1	51.9		mg/Kg	☼	86	75 - 125
Vanadium	6.7		50.1	52.1		mg/Kg	☼	91	75 - 125
Zinc	27		50.1	75.1		mg/Kg	☼	95	75 - 125
Arsenic	4.4		200	179		mg/Kg	☼	87	75 - 125
Lead	4.8		50.1	47.1		mg/Kg	☼	84	75 - 125
Selenium	0.48	U	200	173		mg/Kg	☼	87	75 - 125
Thallium	0.96	U	200	166		mg/Kg	☼	83	75 - 125

Method: 6010B - Metals (ICP) (Continued)

Lab Sample ID: 240-6309-7 MS
Matrix: Solid
Analysis Batch: 25468

Client Sample ID: S-017324-112811-TP-099
Prep Type: Total/NA
Prep Batch: 25067

Analyte	Sample Result	Sample Qualifier	Spike Added	MS Result	MS Qualifier	Unit	D	%Rec	%Rec. Limits
Calcium	110000		5010	137000	4	mg/Kg	☼	531	75 - 125

Lab Sample ID: 240-6309-7 MSD
Matrix: Solid
Analysis Batch: 25310

Client Sample ID: S-017324-112811-TP-099
Prep Type: Total/NA
Prep Batch: 25067

Analyte	Sample Result	Sample Qualifier	Spike Added	MSD Result	MSD Qualifier	Unit	D	%Rec	%Rec. Limits	RPD	RPD Limit
Aluminum	2000		200	3090	4	mg/Kg	☼	529	75 - 125	7	20
Antimony	0.96	U	50.1	26.0	F	mg/Kg	☼	52	75 - 125	2	20
Barium	13	J B	200	204		mg/Kg	☼	95	75 - 125	0	20
Beryllium	0.17	J	5.01	4.63		mg/Kg	☼	89	75 - 125	0	20
Cadmium	0.083	J	5.01	4.34		mg/Kg	☼	85	75 - 125	1	20
Cobalt	3.0	J	50.1	45.4		mg/Kg	☼	85	75 - 125	0	20
Chromium	4.8		20.0	23.4		mg/Kg	☼	93	75 - 125	2	20
Copper	9.3		25.0	31.8		mg/Kg	☼	90	75 - 125	4	20
Iron	8000		100	6820	4	mg/Kg	☼	-1167	75 - 125	7	20
Potassium	760	B	5010	6030		mg/Kg	☼	105	75 - 125	3	20
Magnesium	35000	B	5010	58300	4 F	mg/Kg	☼	466	75 - 125	21	20
Manganese	190	B	50.1	261	F	mg/Kg	☼	143	75 - 125	4	20
Silver	0.48	U	5.01	4.69		mg/Kg	☼	94	75 - 125	0	20
Sodium	93	J	5010	4850		mg/Kg	☼	95	75 - 125	1	20
Nickel	8.9		50.1	50.7		mg/Kg	☼	84	75 - 125	2	20
Vanadium	6.7		50.1	51.9		mg/Kg	☼	90	75 - 125	0	20
Zinc	27		50.1	69.9		mg/Kg	☼	85	75 - 125	7	20
Arsenic	4.4		200	178		mg/Kg	☼	87	75 - 125	0	20
Lead	4.8		50.1	46.3		mg/Kg	☼	83	75 - 125	2	20
Selenium	0.48	U	200	173		mg/Kg	☼	87	75 - 125	0	20
Thallium	0.96	U	200	167		mg/Kg	☼	83	75 - 125	0	20

Lab Sample ID: 240-6309-7 MSD
Matrix: Solid
Analysis Batch: 25468

Client Sample ID: S-017324-112811-TP-099
Prep Type: Total/NA
Prep Batch: 25067

Analyte	Sample Result	Sample Qualifier	Spike Added	MSD Result	MSD Qualifier	Unit	D	%Rec	%Rec. Limits	RPD	RPD Limit
Calcium	110000		5010	131000	4	mg/Kg	☼	403	75 - 125	5	20

Lab Sample ID: MB 240-25201/1-A
Matrix: Solid
Analysis Batch: 25597

Client Sample ID: Method Blank
Prep Type: Total/NA
Prep Batch: 25201

Analyte	MB Result	MB Qualifier	RL	MDL	Unit	D	Prepared	Analyzed	Dil Fac
Aluminum	20	U	20	9.6	mg/Kg		12/01/11 09:57	12/05/11 09:17	1
Antimony	1.0	U	1.0	0.39	mg/Kg		12/01/11 09:57	12/05/11 09:17	1
Barium	20	U	20	0.071	mg/Kg		12/01/11 09:57	12/05/11 09:17	1
Beryllium	0.50	U	0.50	0.043	mg/Kg		12/01/11 09:57	12/05/11 09:17	1
Calcium	22.5	J	500	16	mg/Kg		12/01/11 09:57	12/05/11 09:17	1
Cadmium	0.20	U	0.20	0.036	mg/Kg		12/01/11 09:57	12/05/11 09:17	1
Cobalt	5.0	U	5.0	0.16	mg/Kg		12/01/11 09:57	12/05/11 09:17	1
Chromium	0.50	U	0.50	0.20	mg/Kg		12/01/11 09:57	12/05/11 09:17	1
Copper	2.5	U	2.5	0.74	mg/Kg		12/01/11 09:57	12/05/11 09:17	1

Method: 6010B - Metals (ICP) (Continued)

Lab Sample ID: MB 240-25201/1-A
Matrix: Solid
Analysis Batch: 25597

Client Sample ID: Method Blank
Prep Type: Total/NA
Prep Batch: 25201

Analyte	MB Result	MB Qualifier	RL	MDL	Unit	D	Prepared	Analyzed	Dil Fac
Iron	7.97	J	10	4.9	mg/Kg		12/01/11 09:57	12/05/11 09:17	1
Potassium	20.9	J	500	6.2	mg/Kg		12/01/11 09:57	12/05/11 09:17	1
Magnesium	21.3	J	500	5.1	mg/Kg		12/01/11 09:57	12/05/11 09:17	1
Manganese	0.185	J	1.5	0.074	mg/Kg		12/01/11 09:57	12/05/11 09:17	1
Silver	0.50	U	0.50	0.10	mg/Kg		12/01/11 09:57	12/05/11 09:17	1
Sodium	500	U	500	66	mg/Kg		12/01/11 09:57	12/05/11 09:17	1
Nickel	4.0	U	4.0	0.27	mg/Kg		12/01/11 09:57	12/05/11 09:17	1
Vanadium	5.0	U	5.0	0.12	mg/Kg		12/01/11 09:57	12/05/11 09:17	1
Zinc	2.0	U	2.0	1.0	mg/Kg		12/01/11 09:57	12/05/11 09:17	1
Arsenic	1.0	U	1.0	0.30	mg/Kg		12/01/11 09:57	12/05/11 09:17	1
Lead	0.30	U	0.30	0.19	mg/Kg		12/01/11 09:57	12/05/11 09:17	1
Selenium	0.50	U	0.50	0.45	mg/Kg		12/01/11 09:57	12/05/11 09:17	1
Thallium	1.0	U	1.0	0.55	mg/Kg		12/01/11 09:57	12/05/11 09:17	1

Lab Sample ID: LCS 240-25201/2-A
Matrix: Solid
Analysis Batch: 25597

Client Sample ID: Lab Control Sample
Prep Type: Total/NA
Prep Batch: 25201

Analyte	Spike Added	LCS Result	LCS Qualifier	Unit	D	%Rec	%Rec. Limits
Aluminum	200	198		mg/Kg		99	80 - 120
Antimony	50.0	47.7		mg/Kg		95	80 - 120
Barium	200	198		mg/Kg		99	80 - 120
Beryllium	5.00	4.81		mg/Kg		96	80 - 120
Calcium	5000	4760		mg/Kg		95	80 - 120
Cadmium	5.00	4.79		mg/Kg		96	80 - 120
Cobalt	50.0	47.4		mg/Kg		95	80 - 120
Chromium	20.0	19.1		mg/Kg		95	80 - 120
Copper	25.0	23.7		mg/Kg		95	80 - 120
Iron	100	99.8		mg/Kg		100	80 - 120
Potassium	5000	4920		mg/Kg		98	80 - 120
Magnesium	5000	4750		mg/Kg		95	80 - 120
Manganese	50.0	48.1		mg/Kg		96	80 - 120
Silver	5.00	4.88		mg/Kg		98	80 - 120
Sodium	5000	4720		mg/Kg		94	80 - 120
Nickel	50.0	47.6		mg/Kg		95	80 - 120
Vanadium	50.0	47.1		mg/Kg		94	80 - 120
Zinc	50.0	48.7		mg/Kg		97	80 - 120
Arsenic	200	189		mg/Kg		94	80 - 120
Lead	50.0	47.2		mg/Kg		94	80 - 120
Selenium	200	188		mg/Kg		94	80 - 120
Thallium	200	183		mg/Kg		92	80 - 120

Lab Sample ID: 240-6309-8 MS
Matrix: Solid
Analysis Batch: 25597

Client Sample ID: S-017324-112811-TP-100
Prep Type: Total/NA
Prep Batch: 25201

Analyte	Sample Result	Sample Qualifier	Spike Added	MS Result	MS Qualifier	Unit	D	%Rec	%Rec. Limits
Aluminum	4300		211	6230	4	mg/Kg	☼	926	75 - 125
Antimony	0.68	J	52.8	20.6	F	mg/Kg	☼	38	75 - 125
Barium	30		211	234		mg/Kg	☼	97	75 - 125

Method: 6010B - Metals (ICP) (Continued)

Lab Sample ID: 240-6309-8 MS
Matrix: Solid
Analysis Batch: 25597

Client Sample ID: S-017324-112811-TP-100
Prep Type: Total/NA
Prep Batch: 25201

Analyte	Sample Result	Sample Qualifier	Spike Added	MS Result	MS Qualifier	Unit	D	%Rec	%Rec. Limits
Beryllium	0.11	J	5.28	4.89		mg/Kg	☼	90	75 - 125
Calcium	43000	B	5280	45500	4	mg/Kg	☼	55	75 - 125
Cadmium	0.093	J	5.28	4.63		mg/Kg	☼	86	75 - 125
Cobalt	5.0		52.8	50.5		mg/Kg	☼	86	75 - 125
Chromium	9.6		21.1	28.7		mg/Kg	☼	91	75 - 125
Copper	12		26.4	33.2		mg/Kg	☼	81	75 - 125
Iron	12000	B	106	11300	4	mg/Kg	☼	-520	75 - 125
Potassium	760	B	5280	6300		mg/Kg	☼	105	75 - 125
Magnesium	26000	B	5280	29200	4	mg/Kg	☼	63	75 - 125
Manganese	230	B	52.8	255	4	mg/Kg	☼	49	75 - 125
Silver	0.49	U	5.28	4.99		mg/Kg	☼	94	75 - 125
Sodium	490	U	5280	4920		mg/Kg	☼	93	75 - 125
Nickel	12		52.8	57.6		mg/Kg	☼	86	75 - 125
Vanadium	12		52.8	61.1		mg/Kg	☼	93	75 - 125
Zinc	35		52.8	79.8		mg/Kg	☼	84	75 - 125
Arsenic	4.6		211	193		mg/Kg	☼	89	75 - 125
Lead	6.7		52.8	50.1		mg/Kg	☼	82	75 - 125
Selenium	0.49	U	211	183		mg/Kg	☼	86	75 - 125
Thallium	0.79	J	211	173		mg/Kg	☼	82	75 - 125

Lab Sample ID: 240-6309-8 MSD
Matrix: Solid
Analysis Batch: 25597

Client Sample ID: S-017324-112811-TP-100
Prep Type: Total/NA
Prep Batch: 25201

Analyte	Sample Result	Sample Qualifier	Spike Added	MSD Result	MSD Qualifier	Unit	D	%Rec	%Rec. Limits	RPD	RPD Limit
Aluminum	4300		211	5490	4	mg/Kg	☼	574	75 - 125	13	20
Antimony	0.68	J	52.8	19.5	F	mg/Kg	☼	36	75 - 125	5	20
Barium	30		211	236		mg/Kg	☼	98	75 - 125	1	20
Beryllium	0.11	J	5.28	4.94		mg/Kg	☼	91	75 - 125	1	20
Calcium	43000	B	5280	45100	4	mg/Kg	☼	48	75 - 125	1	20
Cadmium	0.093	J	5.28	4.59		mg/Kg	☼	85	75 - 125	1	20
Cobalt	5.0		52.8	50.8		mg/Kg	☼	87	75 - 125	1	20
Chromium	9.6		21.1	28.4		mg/Kg	☼	89	75 - 125	1	20
Copper	12		26.4	35.5		mg/Kg	☼	90	75 - 125	7	20
Iron	12000	B	106	13500	4	mg/Kg	☼	1589	75 - 125	18	20
Potassium	760	B	5280	5930		mg/Kg	☼	98	75 - 125	6	20
Magnesium	26000	B	5280	25300	4	mg/Kg	☼	-11	75 - 125	14	20
Manganese	230	B	52.8	287	4	mg/Kg	☼	109	75 - 125	12	20
Silver	0.49	U	5.28	4.87		mg/Kg	☼	92	75 - 125	2	20
Sodium	490	U	5280	4830		mg/Kg	☼	92	75 - 125	2	20
Nickel	12		52.8	58.7		mg/Kg	☼	88	75 - 125	2	20
Vanadium	12		52.8	61.6		mg/Kg	☼	94	75 - 125	1	20
Zinc	35		52.8	88.1		mg/Kg	☼	100	75 - 125	10	20
Arsenic	4.6		211	193		mg/Kg	☼	89	75 - 125	0	20
Lead	6.7		52.8	50.5		mg/Kg	☼	83	75 - 125	1	20
Selenium	0.49	U	211	181		mg/Kg	☼	86	75 - 125	1	20
Thallium	0.79	J	211	171		mg/Kg	☼	81	75 - 125	1	20

Method: 7471A - Mercury (CVAA)

Lab Sample ID: MB 240-25074/1-A — **Client Sample ID: Method Blank**
Matrix: Solid — **Prep Type: Total/NA**
Analysis Batch: 25580 — **Prep Batch: 25074**

Analyte	MB Result	MB Qualifier	RL	MDL	Unit	D	Prepared	Analyzed	Dil Fac
Mercury	0.10	U	0.10	0.015	mg/Kg		11/30/11 14:20	12/05/11 11:44	1

Lab Sample ID: LCS 240-25074/2-A — **Client Sample ID: Lab Control Sample**
Matrix: Solid — **Prep Type: Total/NA**
Analysis Batch: 25580 — **Prep Batch: 25074**

Analyte	Spike Added	LCS Result	LCS Qualifier	Unit	D	%Rec	%Rec. Limits
Mercury	0.833	0.825		mg/Kg		99	73 - 121

Lab Sample ID: 240-6309-7 MS — **Client Sample ID: S-017324-112811-TP-099**
Matrix: Solid — **Prep Type: Total/NA**
Analysis Batch: 25580 — **Prep Batch: 25074**

Analyte	Sample Result	Sample Qualifier	Spike Added	MS Result	MS Qualifier	Unit	D	%Rec	%Rec. Limits
Mercury	0.10	U	0.172	0.269		mg/Kg	☼	156	11 - 192

Lab Sample ID: 240-6309-7 MSD — **Client Sample ID: S-017324-112811-TP-099**
Matrix: Solid — **Prep Type: Total/NA**
Analysis Batch: 25580 — **Prep Batch: 25074**

Analyte	Sample Result	Sample Qualifier	Spike Added	MSD Result	MSD Qualifier	Unit	D	%Rec	%Rec. Limits	RPD	RPD Limit
Mercury	0.10	U	0.172	0.244		mg/Kg	☼	141	11 - 192	10	20

Lab Sample ID: MB 240-25216/1-A — **Client Sample ID: Method Blank**
Matrix: Solid — **Prep Type: Total/NA**
Analysis Batch: 25580 — **Prep Batch: 25216**

Analyte	MB Result	MB Qualifier	RL	MDL	Unit	D	Prepared	Analyzed	Dil Fac
Mercury	0.10	U	0.10	0.015	mg/Kg		12/01/11 13:25	12/05/11 12:23	1

Lab Sample ID: LCS 240-25216/2-A — **Client Sample ID: Lab Control Sample**
Matrix: Solid — **Prep Type: Total/NA**
Analysis Batch: 25580 — **Prep Batch: 25216**

Analyte	Spike Added	LCS Result	LCS Qualifier	Unit	D	%Rec	%Rec. Limits
Mercury	0.833	0.852		mg/Kg		102	73 - 121

Lab Sample ID: 240-6309-8 MS — **Client Sample ID: S-017324-112811-TP-100**
Matrix: Solid — **Prep Type: Total/NA**
Analysis Batch: 25580 — **Prep Batch: 25216**

Analyte	Sample Result	Sample Qualifier	Spike Added	MS Result	MS Qualifier	Unit	D	%Rec	%Rec. Limits
Mercury	0.021	J	0.177	0.185		mg/Kg	☼	93	11 - 192

Lab Sample ID: 240-6309-8 MSD — **Client Sample ID: S-017324-112811-TP-100**
Matrix: Solid — **Prep Type: Total/NA**
Analysis Batch: 25580 — **Prep Batch: 25216**

Analyte	Sample Result	Sample Qualifier	Spike Added	MSD Result	MSD Qualifier	Unit	D	%Rec	%Rec. Limits	RPD	RPD Limit
Mercury	0.021	J	0.177	0.177		mg/Kg	☼	88	11 - 192	5	20

GC/MS VOA

Prep Batch: 25140

Lab Sample ID	Client Sample ID	Prep Type	Matrix	Method	Prep Batch
240-6309-5	S-017324-112811-TP-097	Total/NA	Solid	5035	
240-6309-9	S-017324-112811-TP-101	Total/NA	Solid	5035	
240-6309-11	S-017324-112811-TP-103	Total/NA	Solid	5035	
LCS 240-25140/2-A	Lab Control Sample	Total/NA	Solid	5035	
MB 240-25140/1-A	Method Blank	Total/NA	Solid	5035	

Prep Batch: 25409

Lab Sample ID	Client Sample ID	Prep Type	Matrix	Method	Prep Batch
240-6309-1	S-017324-112811-TP-093	Total/NA	Solid	5035	
240-6309-2	S-017324-112811-TP-094	Total/NA	Solid	5035	
240-6309-3	S-017324-112811-TP-095	Total/NA	Solid	5035	
240-6309-4	S-017324-112811-TP-096	Total/NA	Solid	5035	
240-6309-6	S-017324-112811-TP-098	Total/NA	Solid	5035	
240-6309-7	S-017324-112811-TP-099	Total/NA	Solid	5035	
240-6309-7 MS	S-017324-112811-TP-099	Total/NA	Solid	5035	
240-6309-7 MSD	S-017324-112811-TP-099	Total/NA	Solid	5035	
240-6309-8	S-017324-112811-TP-100	Total/NA	Solid	5035	
240-6309-10	S-017324-112811-TP-102	Total/NA	Solid	5035	

Analysis Batch: 25593

Lab Sample ID	Client Sample ID	Prep Type	Matrix	Method	Prep Batch
240-6309-1	S-017324-112811-TP-093	Total/NA	Solid	8260B	25409
240-6309-2	S-017324-112811-TP-094	Total/NA	Solid	8260B	25409
240-6309-3	S-017324-112811-TP-095	Total/NA	Solid	8260B	25409
240-6309-4	S-017324-112811-TP-096	Total/NA	Solid	8260B	25409
240-6309-5	S-017324-112811-TP-097	Total/NA	Solid	8260B	25140
240-6309-6	S-017324-112811-TP-098	Total/NA	Solid	8260B	25409
240-6309-7	S-017324-112811-TP-099	Total/NA	Solid	8260B	25409
240-6309-7 MS	S-017324-112811-TP-099	Total/NA	Solid	8260B	25409
240-6309-7 MSD	S-017324-112811-TP-099	Total/NA	Solid	8260B	25409
240-6309-8	S-017324-112811-TP-100	Total/NA	Solid	8260B	25409
240-6309-9	S-017324-112811-TP-101	Total/NA	Solid	8260B	25140
240-6309-10	S-017324-112811-TP-102	Total/NA	Solid	8260B	25409
240-6309-11	S-017324-112811-TP-103	Total/NA	Solid	8260B	25140
LCS 240-25140/2-A	Lab Control Sample	Total/NA	Solid	8260B	25140
LCS 240-25593/5	Lab Control Sample	Total/NA	Solid	8260B	
MB 240-25140/1-A	Method Blank	Total/NA	Solid	8260B	25140
MB 240-25593/6	Method Blank	Total/NA	Solid	8260B	

GC/MS Semi VOA

Prep Batch: 25328

Lab Sample ID	Client Sample ID	Prep Type	Matrix	Method	Prep Batch
240-6309-8	S-017324-112811-TP-100	Total/NA	Solid	3540C	
240-6309-9	S-017324-112811-TP-101	Total/NA	Solid	3540C	
240-6309-10	S-017324-112811-TP-102	Total/NA	Solid	3540C	
240-6309-11	S-017324-112811-TP-103	Total/NA	Solid	3540C	
LCS 240-25328/15-A	Lab Control Sample	Total/NA	Solid	3540C	
MB 240-25328/14-A	Method Blank	Total/NA	Solid	3540C	

GC/MS Semi VOA (Continued)

Analysis Batch: 25632

Lab Sample ID	Client Sample ID	Prep Type	Matrix	Method	Prep Batch
240-6309-8	S-017324-112811-TP-100	Total/NA	Solid	8270C	25328
240-6309-9	S-017324-112811-TP-101	Total/NA	Solid	8270C	25328
240-6309-10	S-017324-112811-TP-102	Total/NA	Solid	8270C	25328
240-6309-11	S-017324-112811-TP-103	Total/NA	Solid	8270C	25328
LCS 240-25328/15-A	Lab Control Sample	Total/NA	Solid	8270C	25328
MB 240-25328/14-A	Method Blank	Total/NA	Solid	8270C	25328

Prep Batch: 25639

Lab Sample ID	Client Sample ID	Prep Type	Matrix	Method	Prep Batch
240-6309-1	S-017324-112811-TP-093	Total/NA	Solid	3540C	
240-6309-2	S-017324-112811-TP-094	Total/NA	Solid	3540C	
240-6309-3	S-017324-112811-TP-095	Total/NA	Solid	3540C	
240-6309-4	S-017324-112811-TP-096	Total/NA	Solid	3540C	
240-6309-5	S-017324-112811-TP-097	Total/NA	Solid	3540C	
240-6309-6	S-017324-112811-TP-098	Total/NA	Solid	3540C	
240-6309-7	S-017324-112811-TP-099	Total/NA	Solid	3540C	
240-6309-7 MS	S-017324-112811-TP-099	Total/NA	Solid	3540C	
240-6309-7 MSD	S-017324-112811-TP-099	Total/NA	Solid	3540C	
LCS 240-25639/22-A	Lab Control Sample	Total/NA	Solid	3540C	
MB 240-25639/21-A	Method Blank	Total/NA	Solid	3540C	

Analysis Batch: 26096

Lab Sample ID	Client Sample ID	Prep Type	Matrix	Method	Prep Batch
240-6309-1	S-017324-112811-TP-093	Total/NA	Solid	8270C	25639
240-6309-2	S-017324-112811-TP-094	Total/NA	Solid	8270C	25639
240-6309-3	S-017324-112811-TP-095	Total/NA	Solid	8270C	25639
240-6309-5	S-017324-112811-TP-097	Total/NA	Solid	8270C	25639
240-6309-7	S-017324-112811-TP-099	Total/NA	Solid	8270C	25639
240-6309-7 MS	S-017324-112811-TP-099	Total/NA	Solid	8270C	25639
LCS 240-25639/22-A	Lab Control Sample	Total/NA	Solid	8270C	25639
MB 240-25639/21-A	Method Blank	Total/NA	Solid	8270C	25639

Analysis Batch: 26185

Lab Sample ID	Client Sample ID	Prep Type	Matrix	Method	Prep Batch
240-6309-6	S-017324-112811-TP-098	Total/NA	Solid	8270C	25639
240-6309-7 MSD	S-017324-112811-TP-099	Total/NA	Solid	8270C	25639

Analysis Batch: 26416

Lab Sample ID	Client Sample ID	Prep Type	Matrix	Method	Prep Batch
240-6309-4	S-017324-112811-TP-096	Total/NA	Solid	8270C	25639

GC Semi VOA

Prep Batch: 25326

Lab Sample ID	Client Sample ID	Prep Type	Matrix	Method	Prep Batch
240-6309-1	S-017324-112811-TP-093	Total/NA	Solid	3540C	
240-6309-2	S-017324-112811-TP-094	Total/NA	Solid	3540C	
240-6309-3	S-017324-112811-TP-095	Total/NA	Solid	3540C	
240-6309-4	S-017324-112811-TP-096	Total/NA	Solid	3540C	
240-6309-5	S-017324-112811-TP-097	Total/NA	Solid	3540C	
240-6309-6	S-017324-112811-TP-098	Total/NA	Solid	3540C	
240-6309-7	S-017324-112811-TP-099	Total/NA	Solid	3540C	

GC Semi VOA (Continued)

Prep Batch: 25326 (Continued)

Lab Sample ID	Client Sample ID	Prep Type	Matrix	Method	Prep Batch
240-6309-7 MS	S-017324-112811-TP-099	Total/NA	Solid	3540C	
240-6309-7 MSD	S-017324-112811-TP-099	Total/NA	Solid	3540C	
240-6309-8	S-017324-112811-TP-100	Total/NA	Solid	3540C	
240-6309-9	S-017324-112811-TP-101	Total/NA	Solid	3540C	
240-6309-10	S-017324-112811-TP-102	Total/NA	Solid	3540C	
240-6309-11	S-017324-112811-TP-103	Total/NA	Solid	3540C	
240-6309-12	S-017324-112811-TP-104	Total/NA	Solid	3540C	
240-6309-13	S-017324-112811-TP-105	Total/NA	Solid	3540C	
240-6309-14	S-017324-112811-TP-106	Total/NA	Solid	3540C	
240-6309-15	S-017324-112811-TP-107	Total/NA	Solid	3540C	
240-6309-16	S-017324-112811-TP-108	Total/NA	Solid	3540C	
240-6309-17	S-017324-112811-TP-109	Total/NA	Solid	3540C	
240-6309-18	S-017324-112811-TP-110	Total/NA	Solid	3540C	
240-6309-19	S-017324-112811-TP-111	Total/NA	Solid	3540C	
240-6309-20	S-017324-112811-TP-112	Total/NA	Solid	3540C	
LCS 240-25326/24-A	Lab Control Sample	Total/NA	Solid	3540C	
MB 240-25326/23-A	Method Blank	Total/NA	Solid	3540C	

Analysis Batch: 25816

Lab Sample ID	Client Sample ID	Prep Type	Matrix	Method	Prep Batch
240-6309-1	S-017324-112811-TP-093	Total/NA	Solid	8082	25326
240-6309-2	S-017324-112811-TP-094	Total/NA	Solid	8082	25326
240-6309-3	S-017324-112811-TP-095	Total/NA	Solid	8082	25326
240-6309-4	S-017324-112811-TP-096	Total/NA	Solid	8082	25326
240-6309-5	S-017324-112811-TP-097	Total/NA	Solid	8082	25326
240-6309-6	S-017324-112811-TP-098	Total/NA	Solid	8082	25326
240-6309-7	S-017324-112811-TP-099	Total/NA	Solid	8082	25326
240-6309-7 MS	S-017324-112811-TP-099	Total/NA	Solid	8082	25326
240-6309-7 MSD	S-017324-112811-TP-099	Total/NA	Solid	8082	25326
240-6309-8	S-017324-112811-TP-100	Total/NA	Solid	8082	25326
240-6309-9	S-017324-112811-TP-101	Total/NA	Solid	8082	25326
240-6309-10	S-017324-112811-TP-102	Total/NA	Solid	8082	25326
240-6309-11	S-017324-112811-TP-103	Total/NA	Solid	8082	25326
240-6309-12	S-017324-112811-TP-104	Total/NA	Solid	8082	25326
240-6309-13	S-017324-112811-TP-105	Total/NA	Solid	8082	25326
240-6309-14	S-017324-112811-TP-106	Total/NA	Solid	8082	25326
240-6309-15	S-017324-112811-TP-107	Total/NA	Solid	8082	25326
240-6309-16	S-017324-112811-TP-108	Total/NA	Solid	8082	25326
240-6309-17	S-017324-112811-TP-109	Total/NA	Solid	8082	25326
240-6309-18	S-017324-112811-TP-110	Total/NA	Solid	8082	25326
240-6309-19	S-017324-112811-TP-111	Total/NA	Solid	8082	25326
240-6309-20	S-017324-112811-TP-112	Total/NA	Solid	8082	25326
LCS 240-25326/24-A	Lab Control Sample	Total/NA	Solid	8082	25326
MB 240-25326/23-A	Method Blank	Total/NA	Solid	8082	25326

Metals

Prep Batch: 25067

Lab Sample ID	Client Sample ID	Prep Type	Matrix	Method	Prep Batch
240-6309-1	S-017324-112811-TP-093	Total/NA	Solid	3050B	
240-6309-2	S-017324-112811-TP-094	Total/NA	Solid	3050B	
240-6309-3	S-017324-112811-TP-095	Total/NA	Solid	3050B	

Metals (Continued)

Prep Batch: 25067 (Continued)

Lab Sample ID	Client Sample ID	Prep Type	Matrix	Method	Prep Batch
240-6309-4	S-017324-112811-TP-096	Total/NA	Solid	3050B	
240-6309-5	S-017324-112811-TP-097	Total/NA	Solid	3050B	
240-6309-6	S-017324-112811-TP-098	Total/NA	Solid	3050B	
240-6309-7	S-017324-112811-TP-099	Total/NA	Solid	3050B	
240-6309-7 MS	S-017324-112811-TP-099	Total/NA	Solid	3050B	
240-6309-7 MSD	S-017324-112811-TP-099	Total/NA	Solid	3050B	
LCS 240-25067/2-A	Lab Control Sample	Total/NA	Solid	3050B	
MB 240-25067/1-A	Method Blank	Total/NA	Solid	3050B	

Prep Batch: 25074

Lab Sample ID	Client Sample ID	Prep Type	Matrix	Method	Prep Batch
240-6309-1	S-017324-112811-TP-093	Total/NA	Solid	7471A	
240-6309-2	S-017324-112811-TP-094	Total/NA	Solid	7471A	
240-6309-3	S-017324-112811-TP-095	Total/NA	Solid	7471A	
240-6309-4	S-017324-112811-TP-096	Total/NA	Solid	7471A	
240-6309-5	S-017324-112811-TP-097	Total/NA	Solid	7471A	
240-6309-6	S-017324-112811-TP-098	Total/NA	Solid	7471A	
240-6309-7	S-017324-112811-TP-099	Total/NA	Solid	7471A	
240-6309-7 MS	S-017324-112811-TP-099	Total/NA	Solid	7471A	
240-6309-7 MSD	S-017324-112811-TP-099	Total/NA	Solid	7471A	
LCS 240-25074/2-A	Lab Control Sample	Total/NA	Solid	7471A	
MB 240-25074/1-A	Method Blank	Total/NA	Solid	7471A	

Prep Batch: 25201

Lab Sample ID	Client Sample ID	Prep Type	Matrix	Method	Prep Batch
240-6309-8	S-017324-112811-TP-100	Total/NA	Solid	3050B	
240-6309-8 MS	S-017324-112811-TP-100	Total/NA	Solid	3050B	
240-6309-8 MSD	S-017324-112811-TP-100	Total/NA	Solid	3050B	
240-6309-9	S-017324-112811-TP-101	Total/NA	Solid	3050B	
240-6309-10	S-017324-112811-TP-102	Total/NA	Solid	3050B	
240-6309-11	S-017324-112811-TP-103	Total/NA	Solid	3050B	
240-6309-12	S-017324-112811-TP-104	Total/NA	Solid	3050B	
240-6309-13	S-017324-112811-TP-105	Total/NA	Solid	3050B	
240-6309-14	S-017324-112811-TP-106	Total/NA	Solid	3050B	
240-6309-15	S-017324-112811-TP-107	Total/NA	Solid	3050B	
240-6309-16	S-017324-112811-TP-108	Total/NA	Solid	3050B	
240-6309-17	S-017324-112811-TP-109	Total/NA	Solid	3050B	
240-6309-18	S-017324-112811-TP-110	Total/NA	Solid	3050B	
240-6309-19	S-017324-112811-TP-111	Total/NA	Solid	3050B	
240-6309-20	S-017324-112811-TP-112	Total/NA	Solid	3050B	
LCS 240-25201/2-A	Lab Control Sample	Total/NA	Solid	3050B	
MB 240-25201/1-A	Method Blank	Total/NA	Solid	3050B	

Prep Batch: 25216

Lab Sample ID	Client Sample ID	Prep Type	Matrix	Method	Prep Batch
240-6309-8	S-017324-112811-TP-100	Total/NA	Solid	7471A	
240-6309-8 MS	S-017324-112811-TP-100	Total/NA	Solid	7471A	
240-6309-8 MSD	S-017324-112811-TP-100	Total/NA	Solid	7471A	
240-6309-9	S-017324-112811-TP-101	Total/NA	Solid	7471A	
240-6309-10	S-017324-112811-TP-102	Total/NA	Solid	7471A	
240-6309-11	S-017324-112811-TP-103	Total/NA	Solid	7471A	
240-6309-12	S-017324-112811-TP-104	Total/NA	Solid	7471A	

Metals (Continued)

Prep Batch: 25216 (Continued)

Lab Sample ID	Client Sample ID	Prep Type	Matrix	Method	Prep Batch
240-6309-13	S-017324-112811-TP-105	Total/NA	Solid	7471A	
240-6309-14	S-017324-112811-TP-106	Total/NA	Solid	7471A	
240-6309-15	S-017324-112811-TP-107	Total/NA	Solid	7471A	
240-6309-16	S-017324-112811-TP-108	Total/NA	Solid	7471A	
240-6309-17	S-017324-112811-TP-109	Total/NA	Solid	7471A	
240-6309-18	S-017324-112811-TP-110	Total/NA	Solid	7471A	
240-6309-19	S-017324-112811-TP-111	Total/NA	Solid	7471A	
240-6309-20	S-017324-112811-TP-112	Total/NA	Solid	7471A	
LCS 240-25216/2-A	Lab Control Sample	Total/NA	Solid	7471A	
MB 240-25216/1-A	Method Blank	Total/NA	Solid	7471A	

Analysis Batch: 25310

Lab Sample ID	Client Sample ID	Prep Type	Matrix	Method	Prep Batch
240-6309-1	S-017324-112811-TP-093	Total/NA	Solid	6010B	25067
240-6309-2	S-017324-112811-TP-094	Total/NA	Solid	6010B	25067
240-6309-3	S-017324-112811-TP-095	Total/NA	Solid	6010B	25067
240-6309-4	S-017324-112811-TP-096	Total/NA	Solid	6010B	25067
240-6309-5	S-017324-112811-TP-097	Total/NA	Solid	6010B	25067
240-6309-6	S-017324-112811-TP-098	Total/NA	Solid	6010B	25067
240-6309-7	S-017324-112811-TP-099	Total/NA	Solid	6010B	25067
240-6309-7 MS	S-017324-112811-TP-099	Total/NA	Solid	6010B	25067
240-6309-7 MSD	S-017324-112811-TP-099	Total/NA	Solid	6010B	25067
LCS 240-25067/2-A	Lab Control Sample	Total/NA	Solid	6010B	25067
MB 240-25067/1-A	Method Blank	Total/NA	Solid	6010B	25067

Analysis Batch: 25468

Lab Sample ID	Client Sample ID	Prep Type	Matrix	Method	Prep Batch
240-6309-1	S-017324-112811-TP-093	Total/NA	Solid	6010B	25067
240-6309-3	S-017324-112811-TP-095	Total/NA	Solid	6010B	25067
240-6309-4	S-017324-112811-TP-096	Total/NA	Solid	6010B	25067
240-6309-5	S-017324-112811-TP-097	Total/NA	Solid	6010B	25067
240-6309-6	S-017324-112811-TP-098	Total/NA	Solid	6010B	25067
240-6309-6	S-017324-112811-TP-098	Total/NA	Solid	6010B	25067
240-6309-7	S-017324-112811-TP-099	Total/NA	Solid	6010B	25067
240-6309-7 MS	S-017324-112811-TP-099	Total/NA	Solid	6010B	25067
240-6309-7 MSD	S-017324-112811-TP-099	Total/NA	Solid	6010B	25067
MB 240-25067/1-A	Method Blank	Total/NA	Solid	6010B	25067

Analysis Batch: 25580

Lab Sample ID	Client Sample ID	Prep Type	Matrix	Method	Prep Batch
240-6309-1	S-017324-112811-TP-093	Total/NA	Solid	7471A	25074
240-6309-2	S-017324-112811-TP-094	Total/NA	Solid	7471A	25074
240-6309-3	S-017324-112811-TP-095	Total/NA	Solid	7471A	25074
240-6309-4	S-017324-112811-TP-096	Total/NA	Solid	7471A	25074
240-6309-5	S-017324-112811-TP-097	Total/NA	Solid	7471A	25074
240-6309-6	S-017324-112811-TP-098	Total/NA	Solid	7471A	25074
240-6309-7	S-017324-112811-TP-099	Total/NA	Solid	7471A	25074
240-6309-7 MS	S-017324-112811-TP-099	Total/NA	Solid	7471A	25074
240-6309-7 MSD	S-017324-112811-TP-099	Total/NA	Solid	7471A	25074
240-6309-8	S-017324-112811-TP-100	Total/NA	Solid	7471A	25216
240-6309-8 MS	S-017324-112811-TP-100	Total/NA	Solid	7471A	25216
240-6309-8 MSD	S-017324-112811-TP-100	Total/NA	Solid	7471A	25216

Metals (Continued)

Analysis Batch: 25580 (Continued)

Lab Sample ID	Client Sample ID	Prep Type	Matrix	Method	Prep Batch
240-6309-9	S-017324-112811-TP-101	Total/NA	Solid	7471A	25216
240-6309-10	S-017324-112811-TP-102	Total/NA	Solid	7471A	25216
240-6309-11	S-017324-112811-TP-103	Total/NA	Solid	7471A	25216
240-6309-12	S-017324-112811-TP-104	Total/NA	Solid	7471A	25216
240-6309-13	S-017324-112811-TP-105	Total/NA	Solid	7471A	25216
240-6309-14	S-017324-112811-TP-106	Total/NA	Solid	7471A	25216
240-6309-15	S-017324-112811-TP-107	Total/NA	Solid	7471A	25216
240-6309-16	S-017324-112811-TP-108	Total/NA	Solid	7471A	25216
240-6309-17	S-017324-112811-TP-109	Total/NA	Solid	7471A	25216
240-6309-18	S-017324-112811-TP-110	Total/NA	Solid	7471A	25216
240-6309-19	S-017324-112811-TP-111	Total/NA	Solid	7471A	25216
240-6309-20	S-017324-112811-TP-112	Total/NA	Solid	7471A	25216
LCS 240-25074/2-A	Lab Control Sample	Total/NA	Solid	7471A	25074
LCS 240-25216/2-A	Lab Control Sample	Total/NA	Solid	7471A	25216
MB 240-25074/1-A	Method Blank	Total/NA	Solid	7471A	25074
MB 240-25216/1-A	Method Blank	Total/NA	Solid	7471A	25216

Analysis Batch: 25597

Lab Sample ID	Client Sample ID	Prep Type	Matrix	Method	Prep Batch
240-6309-8	S-017324-112811-TP-100	Total/NA	Solid	6010B	25201
240-6309-8 MS	S-017324-112811-TP-100	Total/NA	Solid	6010B	25201
240-6309-8 MSD	S-017324-112811-TP-100	Total/NA	Solid	6010B	25201
240-6309-9	S-017324-112811-TP-101	Total/NA	Solid	6010B	25201
240-6309-9	S-017324-112811-TP-101	Total/NA	Solid	6010B	25201
240-6309-10	S-017324-112811-TP-102	Total/NA	Solid	6010B	25201
240-6309-11	S-017324-112811-TP-103	Total/NA	Solid	6010B	25201
240-6309-12	S-017324-112811-TP-104	Total/NA	Solid	6010B	25201
240-6309-13	S-017324-112811-TP-105	Total/NA	Solid	6010B	25201
240-6309-14	S-017324-112811-TP-106	Total/NA	Solid	6010B	25201
240-6309-15	S-017324-112811-TP-107	Total/NA	Solid	6010B	25201
240-6309-16	S-017324-112811-TP-108	Total/NA	Solid	6010B	25201
240-6309-16	S-017324-112811-TP-108	Total/NA	Solid	6010B	25201
240-6309-17	S-017324-112811-TP-109	Total/NA	Solid	6010B	25201
240-6309-18	S-017324-112811-TP-110	Total/NA	Solid	6010B	25201
240-6309-18	S-017324-112811-TP-110	Total/NA	Solid	6010B	25201
240-6309-19	S-017324-112811-TP-111	Total/NA	Solid	6010B	25201
240-6309-19	S-017324-112811-TP-111	Total/NA	Solid	6010B	25201
240-6309-20	S-017324-112811-TP-112	Total/NA	Solid	6010B	25201
LCS 240-25201/2-A	Lab Control Sample	Total/NA	Solid	6010B	25201
MB 240-25201/1-A	Method Blank	Total/NA	Solid	6010B	25201

General Chemistry

Analysis Batch: 24910

Lab Sample ID	Client Sample ID	Prep Type	Matrix	Method	Prep Batch
240-6309-1	S-017324-112811-TP-093	Total/NA	Solid	Moisture	
240-6309-2	S-017324-112811-TP-094	Total/NA	Solid	Moisture	
240-6309-3	S-017324-112811-TP-095	Total/NA	Solid	Moisture	
240-6309-4	S-017324-112811-TP-096	Total/NA	Solid	Moisture	
240-6309-5	S-017324-112811-TP-097	Total/NA	Solid	Moisture	
240-6309-6	S-017324-112811-TP-098	Total/NA	Solid	Moisture	
240-6309-7	S-017324-112811-TP-099	Total/NA	Solid	Moisture	

General Chemistry (Continued)

Analysis Batch: 24910 (Continued)

Lab Sample ID	Client Sample ID	Prep Type	Matrix	Method	Prep Batch
240-6309-7 DU	S-017324-112811-TP-099	Total/NA	Solid	Moisture	
240-6309-8	S-017324-112811-TP-100	Total/NA	Solid	Moisture	
240-6309-9	S-017324-112811-TP-101	Total/NA	Solid	Moisture	
240-6309-10	S-017324-112811-TP-102	Total/NA	Solid	Moisture	
240-6309-11	S-017324-112811-TP-103	Total/NA	Solid	Moisture	
240-6309-12	S-017324-112811-TP-104	Total/NA	Solid	Moisture	
240-6309-13	S-017324-112811-TP-105	Total/NA	Solid	Moisture	
240-6309-14	S-017324-112811-TP-106	Total/NA	Solid	Moisture	
240-6309-14 DU	S-017324-112811-TP-106	Total/NA	Solid	Moisture	
240-6309-15	S-017324-112811-TP-107	Total/NA	Solid	Moisture	
240-6309-16	S-017324-112811-TP-108	Total/NA	Solid	Moisture	
240-6309-17	S-017324-112811-TP-109	Total/NA	Solid	Moisture	
240-6309-18	S-017324-112811-TP-110	Total/NA	Solid	Moisture	
240-6309-19	S-017324-112811-TP-111	Total/NA	Solid	Moisture	
240-6309-20	S-017324-112811-TP-112	Total/NA	Solid	Moisture	

Client Sample ID: S-017324-112811-TP-093

Lab Sample ID: 240-6309-1

Date Collected: 11/28/11 11:00

Matrix: Solid

Date Received: 11/29/11 10:15

Percent Solids: 88.6

Prep Type	Batch Type	Batch Method	Run	Dilution Factor	Batch Number	Prepared or Analyzed	Analyst	Lab
Total/NA	Prep	5035			25409	11/29/11 17:05	LM	TAL NC
Total/NA	Analysis	8260B		1	25593	12/06/11 00:18	TL	TAL NC
Total/NA	Prep	3540C			25639	12/06/11 08:49	AK	TAL NC
Total/NA	Analysis	8270C		1	26096	12/08/11 20:01	JG	TAL NC
Total/NA	Prep	3540C			25326	12/02/11 08:35	AK	TAL NC
Total/NA	Analysis	8082		1	25816	12/07/11 10:24	LH	TAL NC
Total/NA	Prep	3050B			25067	11/30/11 11:49	DE	TAL NC
Total/NA	Analysis	6010B		1	25310	12/01/11 20:39	BD	TAL NC
Total/NA	Analysis	6010B		5	25468	12/02/11 12:57	BD	TAL NC
Total/NA	Prep	7471A			25074	11/30/11 14:20	DE	TAL NC
Total/NA	Analysis	7471A		1	25580	12/05/11 11:53	AS	TAL NC
Total/NA	Analysis	Moisture		1	24910	11/29/11 12:35	CN	TAL NC

Client Sample ID: S-017324-112811-TP-094

Lab Sample ID: 240-6309-2

Date Collected: 11/28/11 11:10

Matrix: Solid

Date Received: 11/29/11 10:15

Percent Solids: 81.1

Prep Type	Batch Type	Batch Method	Run	Dilution Factor	Batch Number	Prepared or Analyzed	Analyst	Lab
Total/NA	Prep	5035			25409	11/29/11 17:05	LM	TAL NC
Total/NA	Analysis	8260B		1	25593	12/06/11 00:39	TL	TAL NC
Total/NA	Prep	3540C			25639	12/06/11 08:49	AK	TAL NC
Total/NA	Analysis	8270C		1	26096	12/08/11 20:20	JG	TAL NC
Total/NA	Prep	3540C			25326	12/02/11 08:35	AK	TAL NC
Total/NA	Analysis	8082		1	25816	12/07/11 10:37	LH	TAL NC
Total/NA	Prep	3050B			25067	11/30/11 11:49	DE	TAL NC
Total/NA	Analysis	6010B		1	25310	12/01/11 20:45	BD	TAL NC
Total/NA	Prep	7471A			25074	11/30/11 14:20	DE	TAL NC
Total/NA	Analysis	7471A		1	25580	12/05/11 11:55	AS	TAL NC
Total/NA	Analysis	Moisture		1	24910	11/29/11 12:35	CN	TAL NC

Client Sample ID: S-017324-112811-TP-095

Lab Sample ID: 240-6309-3

Date Collected: 11/28/11 11:35

Matrix: Solid

Date Received: 11/29/11 10:15

Percent Solids: 86.4

Prep Type	Batch Type	Batch Method	Run	Dilution Factor	Batch Number	Prepared or Analyzed	Analyst	Lab
Total/NA	Prep	5035			25409	11/29/11 17:05	LM	TAL NC
Total/NA	Analysis	8260B		1	25593	12/06/11 01:00	TL	TAL NC
Total/NA	Prep	3540C			25639	12/06/11 08:49	AK	TAL NC
Total/NA	Analysis	8270C		20	26096	12/09/11 02:08	JG	TAL NC
Total/NA	Prep	3540C			25326	12/02/11 08:35	AK	TAL NC
Total/NA	Analysis	8082		1	25816	12/07/11 10:51	LH	TAL NC
Total/NA	Prep	3050B			25067	11/30/11 11:49	DE	TAL NC
Total/NA	Analysis	6010B		1	25310	12/01/11 20:50	BD	TAL NC
Total/NA	Analysis	6010B		5	25468	12/02/11 13:02	BD	TAL NC

Client Sample ID: S-017324-112811-TP-095

Lab Sample ID: 240-6309-3

Date Collected: 11/28/11 11:35
Matrix: Solid
Date Received: 11/29/11 10:15
Percent Solids: 86.4

Prep Type	Batch Type	Batch Method	Run	Dilution Factor	Batch Number	Prepared or Analyzed	Analyst	Lab
Total/NA	Prep	7471A			25074	11/30/11 14:20	DE	TAL NC
Total/NA	Analysis	7471A		1	25580	12/05/11 11:56	AS	TAL NC
Total/NA	Analysis	Moisture		1	24910	11/29/11 12:35	CN	TAL NC

Client Sample ID: S-017324-112811-TP-096

Lab Sample ID: 240-6309-4

Date Collected: 11/28/11 11:39
Matrix: Solid
Date Received: 11/29/11 10:15
Percent Solids: 86.5

Prep Type	Batch Type	Batch Method	Run	Dilution Factor	Batch Number	Prepared or Analyzed	Analyst	Lab
Total/NA	Prep	5035			25409	11/29/11 17:05	LM	TAL NC
Total/NA	Analysis	8260B		1	25593	12/06/11 01:21	TL	TAL NC
Total/NA	Prep	3540C			25639	12/06/11 08:49	AK	TAL NC
Total/NA	Analysis	8270C		1	26416	12/12/11 15:30	JG	TAL NC
Total/NA	Prep	3540C			25326	12/02/11 08:35	AK	TAL NC
Total/NA	Analysis	8082		1	25816	12/07/11 11:05	LH	TAL NC
Total/NA	Prep	3050B			25067	11/30/11 11:49	DE	TAL NC
Total/NA	Analysis	6010B		1	25310	12/01/11 20:56	BD	TAL NC
Total/NA	Analysis	6010B		5	25468	12/02/11 13:08	BD	TAL NC
Total/NA	Prep	7471A			25074	11/30/11 14:20	DE	TAL NC
Total/NA	Analysis	7471A		1	25580	12/05/11 11:57	AS	TAL NC
Total/NA	Analysis	Moisture		1	24910	11/29/11 12:35	CN	TAL NC

Client Sample ID: S-017324-112811-TP-097

Lab Sample ID: 240-6309-5

Date Collected: 11/28/11 11:54
Matrix: Solid
Date Received: 11/29/11 10:15
Percent Solids: 90.6

Prep Type	Batch Type	Batch Method	Run	Dilution Factor	Batch Number	Prepared or Analyzed	Analyst	Lab
Total/NA	Prep	5035			25140	11/30/11 21:57	LM	TAL NC
Total/NA	Analysis	8260B		1	25593	12/06/11 04:32	TL	TAL NC
Total/NA	Prep	3540C			25639	12/06/11 08:49	AK	TAL NC
Total/NA	Analysis	8270C		1	26096	12/08/11 21:51	JG	TAL NC
Total/NA	Prep	3540C			25326	12/02/11 08:35	AK	TAL NC
Total/NA	Analysis	8082		1	25816	12/07/11 11:19	LH	TAL NC
Total/NA	Prep	3050B			25067	11/30/11 11:49	DE	TAL NC
Total/NA	Analysis	6010B		1	25310	12/01/11 21:02	BD	TAL NC
Total/NA	Analysis	6010B		5	25468	12/02/11 13:14	BD	TAL NC
Total/NA	Prep	7471A			25074	11/30/11 14:20	DE	TAL NC
Total/NA	Analysis	7471A		1	25580	12/05/11 11:58	AS	TAL NC
Total/NA	Analysis	Moisture		1	24910	11/29/11 16:17	CN	TAL NC

Client Sample ID: S-017324-112811-TP-098

Lab Sample ID: 240-6309-6

Date Collected: 11/28/11 13:00

Matrix: Solid

Date Received: 11/29/11 10:15

Percent Solids: 93.9

Prep Type	Batch Type	Batch Method	Run	Dilution Factor	Batch Number	Prepared or Analyzed	Analyst	Lab
Total/NA	Prep	5035			25409	11/29/11 17:05	LM	TAL NC
Total/NA	Analysis	8260B		1	25593	12/06/11 01:42	TL	TAL NC
Total/NA	Prep	3540C			25639	12/06/11 08:49	AK	TAL NC
Total/NA	Analysis	8270C		1	26185	12/09/11 13:57	JG	TAL NC
Total/NA	Prep	3540C			25326	12/02/11 08:35	AK	TAL NC
Total/NA	Analysis	8082		1	25816	12/07/11 11:32	LH	TAL NC
Total/NA	Prep	3050B			25067	11/30/11 11:49	DE	TAL NC
Total/NA	Analysis	6010B		1	25310	12/01/11 21:19	BD	TAL NC
Total/NA	Analysis	6010B		1	25468	12/02/11 13:19	BD	TAL NC
Total/NA	Analysis	6010B		5	25468	12/02/11 13:25	BD	TAL NC
Total/NA	Prep	7471A			25074	11/30/11 14:20	DE	TAL NC
Total/NA	Analysis	7471A		1	25580	12/05/11 12:00	AS	TAL NC
Total/NA	Analysis	Moisture		1	24910	11/29/11 16:17	CN	TAL NC

Client Sample ID: S-017324-112811-TP-099

Lab Sample ID: 240-6309-7

Date Collected: 11/28/11 13:35

Matrix: Solid

Date Received: 11/29/11 10:15

Percent Solids: 95.1

Prep Type	Batch Type	Batch Method	Run	Dilution Factor	Batch Number	Prepared or Analyzed	Analyst	Lab
Total/NA	Prep	5035			25409	11/29/11 17:05	LM	TAL NC
Total/NA	Analysis	8260B		1	25593	12/06/11 02:04	TL	TAL NC
Total/NA	Prep	3540C			25639	12/06/11 08:49	AK	TAL NC
Total/NA	Analysis	8270C		1	26096	12/08/11 20:56	JG	TAL NC
Total/NA	Prep	3540C			25326	12/02/11 08:35	AK	TAL NC
Total/NA	Analysis	8082		1	25816	12/07/11 11:46	LH	TAL NC
Total/NA	Prep	3050B			25067	11/30/11 11:49	DE	TAL NC
Total/NA	Analysis	6010B		1	25310	12/01/11 20:16	BD	TAL NC
Total/NA	Analysis	6010B		5	25468	12/02/11 12:23	BD	TAL NC
Total/NA	Prep	7471A			25074	11/30/11 14:20	DE	TAL NC
Total/NA	Analysis	7471A		1	25580	12/05/11 11:47	AS	TAL NC
Total/NA	Analysis	Moisture		1	24910	11/29/11 16:17	CN	TAL NC

Client Sample ID: S-017324-112811-TP-100

Lab Sample ID: 240-6309-8

Date Collected: 11/28/11 13:50

Matrix: Solid

Date Received: 11/29/11 10:15

Percent Solids: 92.9

Prep Type	Batch Type	Batch Method	Run	Dilution Factor	Batch Number	Prepared or Analyzed	Analyst	Lab
Total/NA	Prep	5035			25409	11/29/11 17:05	LM	TAL NC
Total/NA	Analysis	8260B		1	25593	12/06/11 03:08	TL	TAL NC
Total/NA	Prep	3540C			25328	12/02/11 08:42	AK	TAL NC
Total/NA	Analysis	8270C		1	25632	12/06/11 16:31	JG	TAL NC
Total/NA	Prep	3540C			25326	12/02/11 08:35	AK	TAL NC
Total/NA	Analysis	8082		1	25816	12/07/11 12:27	LH	TAL NC
Total/NA	Prep	7471A			25216	12/01/11 13:25	DE	TAL NC

Lab Chronicle

Client: Conestoga-Rovers & Associates, Inc.
Project/Site: 17324-T07, RACER Former MTM

TestAmerica Job ID: 240-6309-1

Client Sample ID: S-017324-112811-TP-100

Lab Sample ID: 240-6309-8

Date Collected: 11/28/11 13:50
Matrix: Solid
Date Received: 11/29/11 10:15
Percent Solids: 92.9

Prep Type	Batch Type	Batch Method	Run	Dilution Factor	Batch Number	Prepared or Analyzed	Analyst	Lab
Total/NA	Analysis	7471A		1	25580	12/05/11 12:26	AS	TAL NC
Total/NA	Prep	3050B			25201	12/01/11 09:57	DE	TAL NC
Total/NA	Analysis	6010B		1	25597	12/05/11 09:29	KC	TAL NC
Total/NA	Analysis	Moisture		1	24910	11/29/11 16:17	CN	TAL NC

Client Sample ID: S-017324-112811-TP-101

Lab Sample ID: 240-6309-9

Date Collected: 11/28/11 14:25
Matrix: Solid
Date Received: 11/29/11 10:15
Percent Solids: 91.4

Prep Type	Batch Type	Batch Method	Run	Dilution Factor	Batch Number	Prepared or Analyzed	Analyst	Lab
Total/NA	Prep	5035			25140	11/30/11 21:57	LM	TAL NC
Total/NA	Analysis	8260B		1	25593	12/06/11 04:53	TL	TAL NC
Total/NA	Prep	3540C			25328	12/02/11 08:42	AK	TAL NC
Total/NA	Analysis	8270C		50	25632	12/06/11 18:55	JG	TAL NC
Total/NA	Prep	3540C			25326	12/02/11 08:35	AK	TAL NC
Total/NA	Analysis	8082		1	25816	12/07/11 12:40	LH	TAL NC
Total/NA	Prep	7471A			25216	12/01/11 13:25	DE	TAL NC
Total/NA	Analysis	7471A		1	25580	12/05/11 12:29	AS	TAL NC
Total/NA	Prep	3050B			25201	12/01/11 09:57	DE	TAL NC
Total/NA	Analysis	6010B		1	25597	12/05/11 18:47	KC	TAL NC
Total/NA	Analysis	6010B		1	25597	12/05/11 09:54	KC	TAL NC
Total/NA	Analysis	Moisture		1	24910	11/29/11 16:17	CN	TAL NC

Client Sample ID: S-017324-112811-TP-102

Lab Sample ID: 240-6309-10

Date Collected: 11/28/11 14:55
Matrix: Solid
Date Received: 11/29/11 10:15
Percent Solids: 85.5

Prep Type	Batch Type	Batch Method	Run	Dilution Factor	Batch Number	Prepared or Analyzed	Analyst	Lab
Total/NA	Prep	5035			25409	11/29/11 17:05	LM	TAL NC
Total/NA	Analysis	8260B		1	25593	12/06/11 03:29	TL	TAL NC
Total/NA	Prep	3540C			25328	12/02/11 08:42	AK	TAL NC
Total/NA	Analysis	8270C		50	25632	12/06/11 19:13	JG	TAL NC
Total/NA	Prep	3540C			25326	12/02/11 08:35	AK	TAL NC
Total/NA	Analysis	8082		1	25816	12/07/11 12:54	LH	TAL NC
Total/NA	Prep	7471A			25216	12/01/11 13:25	DE	TAL NC
Total/NA	Analysis	7471A		1	25580	12/05/11 12:31	AS	TAL NC
Total/NA	Prep	3050B			25201	12/01/11 09:57	DE	TAL NC
Total/NA	Analysis	6010B		1	25597	12/05/11 10:00	KC	TAL NC
Total/NA	Analysis	Moisture		1	24910	11/29/11 16:17	CN	TAL NC

Client Sample ID: S-017324-112811-TP-103

Lab Sample ID: 240-6309-11

Date Collected: 11/28/11 15:05

Matrix: Solid

Date Received: 11/29/11 10:15

Percent Solids: 90.8

Prep Type	Batch Type	Batch Method	Run	Dilution Factor	Batch Number	Prepared or Analyzed	Analyst	Lab
Total/NA	Prep	5035			25140	11/30/11 21:57	LM	TAL NC
Total/NA	Analysis	8260B		1	25593	12/06/11 05:15	TL	TAL NC
Total/NA	Prep	3540C			25328	12/02/11 08:42	AK	TAL NC
Total/NA	Analysis	8270C		50	25632	12/06/11 19:31	JG	TAL NC
Total/NA	Prep	3540C			25326	12/02/11 08:35	AK	TAL NC
Total/NA	Analysis	8082		1	25816	12/07/11 13:49	LH	TAL NC
Total/NA	Prep	7471A			25216	12/01/11 13:25	DE	TAL NC
Total/NA	Analysis	7471A		1	25580	12/05/11 12:32	AS	TAL NC
Total/NA	Prep	3050B			25201	12/01/11 09:57	DE	TAL NC
Total/NA	Analysis	6010B		1	25597	12/05/11 10:06	KC	TAL NC
Total/NA	Analysis	Moisture		1	24910	11/29/11 16:17	CN	TAL NC

Client Sample ID: S-017324-112811-TP-104

Lab Sample ID: 240-6309-12

Date Collected: 11/28/11 15:35

Matrix: Solid

Date Received: 11/29/11 10:15

Percent Solids: 91.6

Prep Type	Batch Type	Batch Method	Run	Dilution Factor	Batch Number	Prepared or Analyzed	Analyst	Lab
Total/NA	Prep	3540C			25326	12/02/11 08:35	AK	TAL NC
Total/NA	Analysis	8082		1	25816	12/07/11 14:03	LH	TAL NC
Total/NA	Prep	7471A			25216	12/01/11 13:25	DE	TAL NC
Total/NA	Analysis	7471A		1	25580	12/05/11 12:33	AS	TAL NC
Total/NA	Prep	3050B			25201	12/01/11 09:57	DE	TAL NC
Total/NA	Analysis	6010B		1	25597	12/05/11 10:12	KC	TAL NC
Total/NA	Analysis	Moisture		1	24910	11/29/11 16:17	CN	TAL NC

Client Sample ID: S-017324-112811-TP-105

Lab Sample ID: 240-6309-13

Date Collected: 11/28/11 15:40

Matrix: Solid

Date Received: 11/29/11 10:15

Percent Solids: 87.8

Prep Type	Batch Type	Batch Method	Run	Dilution Factor	Batch Number	Prepared or Analyzed	Analyst	Lab
Total/NA	Prep	3540C			25326	12/02/11 08:35	AK	TAL NC
Total/NA	Analysis	8082		5	25816	12/07/11 14:16	LH	TAL NC
Total/NA	Prep	7471A			25216	12/01/11 13:25	DE	TAL NC
Total/NA	Analysis	7471A		1	25580	12/05/11 12:37	AS	TAL NC
Total/NA	Prep	3050B			25201	12/01/11 09:57	DE	TAL NC
Total/NA	Analysis	6010B		1	25597	12/05/11 10:30	KC	TAL NC
Total/NA	Analysis	Moisture		1	24910	11/29/11 16:17	CN	TAL NC

Client Sample ID: S-017324-112811-TP-106

Lab Sample ID: 240-6309-14

Date Collected: 11/28/11 15:55

Matrix: Solid

Date Received: 11/29/11 10:15

Percent Solids: 93.8

Prep Type	Batch Type	Batch Method	Run	Dilution Factor	Batch Number	Prepared or Analyzed	Analyst	Lab
Total/NA	Prep	3540C			25326	12/02/11 08:35	AK	TAL NC

Client Sample ID: S-017324-112811-TP-106

Lab Sample ID: 240-6309-14

Date Collected: 11/28/11 15:55
Matrix: Solid
Date Received: 11/29/11 10:15
Percent Solids: 93.8

Prep Type	Batch Type	Batch Method	Run	Dilution Factor	Batch Number	Prepared or Analyzed	Analyst	Lab
Total/NA	Analysis	8082		1	25816	12/07/11 14:30	LH	TAL NC
Total/NA	Prep	7471A			25216	12/01/11 13:25	DE	TAL NC
Total/NA	Analysis	7471A		1	25580	12/05/11 12:38	AS	TAL NC
Total/NA	Prep	3050B			25201	12/01/11 09:57	DE	TAL NC
Total/NA	Analysis	6010B		1	25597	12/05/11 10:36	KC	TAL NC
Total/NA	Analysis	Moisture		1	24910	11/29/11 16:17	CN	TAL NC

Client Sample ID: S-017324-112811-TP-107

Lab Sample ID: 240-6309-15

Date Collected: 11/28/11 16:15
Matrix: Solid
Date Received: 11/29/11 10:15
Percent Solids: 83.7

Prep Type	Batch Type	Batch Method	Run	Dilution Factor	Batch Number	Prepared or Analyzed	Analyst	Lab
Total/NA	Prep	3540C			25326	12/02/11 08:35	AK	TAL NC
Total/NA	Analysis	8082		1	25816	12/07/11 14:44	LH	TAL NC
Total/NA	Prep	7471A			25216	12/01/11 13:25	DE	TAL NC
Total/NA	Analysis	7471A		1	25580	12/05/11 12:40	AS	TAL NC
Total/NA	Prep	3050B			25201	12/01/11 09:57	DE	TAL NC
Total/NA	Analysis	6010B		1	25597	12/05/11 10:43	KC	TAL NC
Total/NA	Analysis	Moisture		1	24910	11/29/11 16:17	CN	TAL NC

Client Sample ID: S-017324-112811-TP-108

Lab Sample ID: 240-6309-16

Date Collected: 11/28/11 16:23
Matrix: Solid
Date Received: 11/29/11 10:15
Percent Solids: 92.1

Prep Type	Batch Type	Batch Method	Run	Dilution Factor	Batch Number	Prepared or Analyzed	Analyst	Lab
Total/NA	Prep	3540C			25326	12/02/11 08:35	AK	TAL NC
Total/NA	Analysis	8082		1	25816	12/07/11 14:57	LH	TAL NC
Total/NA	Prep	7471A			25216	12/01/11 13:25	DE	TAL NC
Total/NA	Analysis	7471A		1	25580	12/05/11 12:41	AS	TAL NC
Total/NA	Prep	3050B			25201	12/01/11 09:57	DE	TAL NC
Total/NA	Analysis	6010B		1	25597	12/05/11 18:53	KC	TAL NC
Total/NA	Analysis	6010B		1	25597	12/05/11 10:49	KC	TAL NC
Total/NA	Analysis	Moisture		1	24910	11/29/11 16:17	CN	TAL NC

Client Sample ID: S-017324-112811-TP-109

Lab Sample ID: 240-6309-17

Date Collected: 11/28/11 16:40
Matrix: Solid
Date Received: 11/29/11 10:15
Percent Solids: 82.8

Prep Type	Batch Type	Batch Method	Run	Dilution Factor	Batch Number	Prepared or Analyzed	Analyst	Lab
Total/NA	Prep	3540C			25326	12/02/11 08:35	AK	TAL NC
Total/NA	Analysis	8082		1	25816	12/07/11 15:11	LH	TAL NC
Total/NA	Prep	7471A			25216	12/01/11 13:25	DE	TAL NC
Total/NA	Analysis	7471A		1	25580	12/05/11 12:42	AS	TAL NC
Total/NA	Prep	3050B			25201	12/01/11 09:57	DE	TAL NC

Client Sample ID: S-017324-112811-TP-109

Lab Sample ID: 240-6309-17

Date Collected: 11/28/11 16:40

Matrix: Solid

Date Received: 11/29/11 10:15

Percent Solids: 82.8

Prep Type	Batch Type	Batch Method	Run	Dilution Factor	Batch Number	Prepared or Analyzed	Analyst	Lab
Total/NA	Analysis	6010B		1	25597	12/05/11 10:55	KC	TAL NC
Total/NA	Analysis	Moisture		1	24910	11/29/11 16:17	CN	TAL NC

Client Sample ID: S-017324-112811-TP-110

Lab Sample ID: 240-6309-18

Date Collected: 11/28/11 16:45

Matrix: Solid

Date Received: 11/29/11 10:15

Percent Solids: 92.6

Prep Type	Batch Type	Batch Method	Run	Dilution Factor	Batch Number	Prepared or Analyzed	Analyst	Lab
Total/NA	Prep	3540C			25326	12/02/11 08:35	AK	TAL NC
Total/NA	Analysis	8082		1	25816	12/07/11 15:25	LH	TAL NC
Total/NA	Prep	7471A			25216	12/01/11 13:25	DE	TAL NC
Total/NA	Analysis	7471A		1	25580	12/05/11 12:44	AS	TAL NC
Total/NA	Prep	3050B			25201	12/01/11 09:57	DE	TAL NC
Total/NA	Analysis	6010B		1	25597	12/05/11 18:59	KC	TAL NC
Total/NA	Analysis	6010B		1	25597	12/05/11 11:01	KC	TAL NC
Total/NA	Analysis	Moisture		1	24910	11/29/11 16:17	CN	TAL NC

Client Sample ID: S-017324-112811-TP-111

Lab Sample ID: 240-6309-19

Date Collected: 11/28/11 16:55

Matrix: Solid

Date Received: 11/29/11 10:15

Percent Solids: 87.7

Prep Type	Batch Type	Batch Method	Run	Dilution Factor	Batch Number	Prepared or Analyzed	Analyst	Lab
Total/NA	Prep	3540C			25326	12/02/11 08:35	AK	TAL NC
Total/NA	Analysis	8082		1	25816	12/07/11 15:38	LH	TAL NC
Total/NA	Prep	7471A			25216	12/01/11 13:25	DE	TAL NC
Total/NA	Analysis	7471A		1	25580	12/05/11 12:45	AS	TAL NC
Total/NA	Prep	3050B			25201	12/01/11 09:57	DE	TAL NC
Total/NA	Analysis	6010B		1	25597	12/05/11 19:06	KC	TAL NC
Total/NA	Analysis	6010B		1	25597	12/05/11 11:07	KC	TAL NC
Total/NA	Analysis	Moisture		1	24910	11/29/11 16:17	CN	TAL NC

Client Sample ID: S-017324-112811-TP-112

Lab Sample ID: 240-6309-20

Date Collected: 11/28/11 17:00

Matrix: Solid

Date Received: 11/29/11 10:15

Percent Solids: 90.7

Prep Type	Batch Type	Batch Method	Run	Dilution Factor	Batch Number	Prepared or Analyzed	Analyst	Lab
Total/NA	Prep	3540C			25326	12/02/11 08:35	AK	TAL NC
Total/NA	Analysis	8082		1	25816	12/07/11 15:52	LH	TAL NC
Total/NA	Prep	7471A			25216	12/01/11 13:25	DE	TAL NC
Total/NA	Analysis	7471A		1	25580	12/05/11 12:47	AS	TAL NC
Total/NA	Prep	3050B			25201	12/01/11 09:57	DE	TAL NC
Total/NA	Analysis	6010B		1	25597	12/05/11 11:13	KC	TAL NC
Total/NA	Analysis	Moisture		1	24910	11/29/11 16:17	CN	TAL NC

Lab Chronicle

Client: Conestoga-Rovers & Associates, Inc.
Project/Site: 17324-T07, RACER Former MTM

TestAmerica Job ID: 240-6309-1

Laboratory References:

TAL NC = TestAmerica North Canton, 4101 Shuffel Street NW, North Canton, OH 44720, TEL (330)497-9396

Certification Summary

Client: Conestoga-Rovers & Associates, Inc.
Project/Site: 17324-T07, RACER Former MTM

TestAmerica Job ID: 240-6309-1

Laboratory	Authority	Program	EPA Region	Certification ID
TestAmerica North Canton	ACLASS	DoD ELAP		ADE-1437
TestAmerica North Canton	California	NELAC	9	01144CA
TestAmerica North Canton	Connecticut	State Program	1	PH-0590
TestAmerica North Canton	Florida	NELAC	4	E87225
TestAmerica North Canton	Georgia	Georgia EPD	4	N/A
TestAmerica North Canton	Illinois	NELAC	5	200004
TestAmerica North Canton	Kansas	NELAC	7	E-10336
TestAmerica North Canton	Kentucky	State Program	4	58
TestAmerica North Canton	Minnesota	NELAC	5	039-999-348
TestAmerica North Canton	Nevada	State Program	9	OH-000482008A
TestAmerica North Canton	New Jersey	NELAC	2	OH001
TestAmerica North Canton	New York	NELAC	2	10975
TestAmerica North Canton	Ohio	OVAP	5	CL0024
TestAmerica North Canton	Pennsylvania	NELAC	3	68-00340
TestAmerica North Canton	USDA	USDA		P330-11-00328
TestAmerica North Canton	Virginia	NELAC Secondary AB	3	460175
TestAmerica North Canton	West Virginia	West Virginia DEP	3	210
TestAmerica North Canton	Wisconsin	State Program	5	999518190

Accreditation may not be offered or required for all methods and analytes reported in this package. Please contact your project manager for the laboratory's current list of certified methods and analytes.

CONESTOGA-ROVERS & ASSOCIATES
6520 Corporate Drive
Indianapolis, Indiana 46278
(317) 291-7007 phone
(317) 328-2666 fax

CHAIN-OF-CUSTODY RECORD

SHIPPED TO (Laboratory Name): TA - North Canton, OH

REFERENCE NUMBER: 017324-T07

PROJECT NAME: MTM

SAMPLER'S SIGNATURE: _____ **PRINTED NAME:** Tim Prange

SEQ. No.	DATE	TIME	SAMPLE IDENTIFICATION No.	SAMPLE MATRIX	No. OF CONTAINERS	PARAMETERS: SVOC	PCB	TAL Metals	REMARKS
1	11/28/11	1100	S-017324-112811-TP-093	So.	2	X	X	X	
2		1110	-094		2	X	X	X	
3		1135	-095		2	X	X	X	
4		1139	-096		2	X	X	X	
5		1154	-097		2	X	X	X	
6		1300	-098		2	X	X	X	
7		1335	-099		4	X	X	X	MS/MSD
8		1350	-100		2	X	X	X	
9		1425	-101		2	X	X	X	
10		1455	-102		2	X	X	X	
11		1505	-103		2	X	X	X	
12		1535	-104		1		X	X	
13		1540	-105		1		X	X	
14		1555	-106		1		X	X	
15	11/28/11	1615	S-017324-112811-TP -107	So.	1		X	X	
			TOTAL NUMBER OF CONTAINERS		28				

RELINQUISHED BY: ① _____	DATE: 11/29/11 TIME: 1500	RECEIVED BY: ② _____	DATE: TIME:
RELINQUISHED BY: ② _____	DATE: TIME:	RECEIVED BY: ③ _____	DATE: TIME:
RELINQUISHED BY: ③ _____	DATE: TIME:	RECEIVED BY: ④ _____	DATE: TIME:

METHOD OF SHIPMENT: FedEx **TRACKING No.** 8754 2216 5392

White -Fully Executed Copy
Yellow -Receiving Laboratory Copy
Pink -Shipper Copy
Goldenrod -Sampler Copy

SAMPLE TEAM: Tim Prange

RECEIVED FOR LABORATORY BY: _____ DATE: 11/29/11 TIME: 1015

2689

400001-00(SOURCE)GN-CO007

12/14/2011

CONESTOGA-ROVERS & ASSOCIATES

6520 Corporate Drive
Indianapolis, Indiana 46278
(317) 291-7007 phone
(317) 328-2666 fax

SHIPPED TO (Laboratory Name): TA - North Canton, OH

REFERENCE NUMBER: 017324-707

PROJECT NAME: MTM

CHAIN-OF-CUSTODY RECORD

SAMPLER'S SIGNATURE: _____ **PRINTED NAME:** Tim Prange

SEQ. No.	DATE	TIME	SAMPLE IDENTIFICATION No.	SAMPLE MATRIX	No. OF CONTAINERS	PARAMETERS: PCB	PARAMETERS: TAL Metals	REMARKS
1	11/28/11	1623	S-017324-112811-TP-108	Soil	1	X	X	
2	↓	1640	-109	↓	1	X	X	
3	↓	1645	-110	↓	1	X	X	
4	↓	1655	-111	↓	1	X	X	
5	11/28/11	1700	S-017324-112811-TP-112	Soil	1	X	X	
TOTAL NUMBER OF CONTAINERS					5			

RELINQUISHED BY: ① Tim Prange	DATE: 11/28/11 TIME: 1800	RECEIVED BY: ② _____	DATE: TIME:
RELINQUISHED BY: ② _____	DATE: TIME:	RECEIVED BY: ③ _____	DATE: TIME:
RELINQUISHED BY: ③ _____	DATE: TIME:	RECEIVED BY: ④ _____	DATE: TIME:

METHOD OF SHIPMENT: FedEx **TRACKING No.** 8754 2216 5392

White -Fully Executed Copy
Yellow -Receiving Laboratory Copy
Pink -Shipper Copy
Goldenrod -Sampler Copy

SAMPLE TEAM: Tim Prange

RECEIVED FOR LABORATORY BY: _____ DATE: 11/29/11 TIME: 10:15

2690

400001-00(SOURCE)GN-CO007

12/14/2011

CONESTOGA-ROVERS & ASSOCIATES

6520 Corporate Drive
Indianapolis, Indiana 46278
(317) 291-7007 phone
(317) 328-2666 fax

SHIPPED TO (Laboratory Name): TA - North Canton, OH

REFERENCE NUMBER: 017324-707

PROJECT NAME: MTM

CHAIN-OF-CUSTODY RECORD

SAMPLER'S SIGNATURE: [signature] **PRINTED NAME:** Tim Rowe

SEQ. No.	DATE	TIME	SAMPLE IDENTIFICATION No.	SAMPLE MATRIX	No. OF CONTAINERS	PARAMETERS: TCL VOCs	REMARKS
1	11/28/11	1100	S-017324-112811-TP-093	Soil	4	X	
2		1110	-094		4	X	
3		1135	-095		4	X	
4		1139	-096		4	X	
5		1154	-097		4	X	
6		1300	-098		4	X	
7		1335	-099		12	X	MS/MSD
8	11/28/11	1350	S-017324-112811-TP-100	Soil	4	X	
			TOTAL NUMBER OF CONTAINERS		40		

RELINQUISHED BY: ① [signature]	DATE: 11/28/11 TIME: 1500	RECEIVED BY: ②	DATE: TIME:
RELINQUISHED BY: ②	DATE: TIME:	RECEIVED BY: ③	DATE: TIME:
RELINQUISHED BY: ③	DATE: TIME:	RECEIVED BY: ④	DATE: TIME:

METHOD OF SHIPMENT: FedEx **TRACKING No.** 8754 2216 5392

White -Fully Executed Copy
Yellow -Receiving Laboratory Copy
Pink -Shipper Copy
Goldenrod -Sampler Copy

SAMPLE TEAM: Tim Rowe

RECEIVED FOR LABORATORY BY: [signature] 2691
DATE: 11/29/11 TIME: 1015

400001-00(SOURCE)GN-CO007

12/14/2011

CONESTOGA-ROVERS & ASSOCIATES

6520 Corporate Drive
Indianapolis, Indiana 46278
(317) 291-7007 phone
(317) 328-2666 fax

CHAIN-OF-CUSTODY RECORD

SHIPPED TO (Laboratory Name): TA- North Canton OH

REFERENCE NUMBER: 017324-107

PROJECT NAME: MTM

SAMPLER'S SIGNATURE: _____ **PRINTED NAME:** Tim Pearson

SEQ. No.	DATE	TIME	SAMPLE IDENTIFICATION No.	SAMPLE MATRIX	No. OF CONTAINERS	PARAMETERS: TCL VOCs	REMARKS
1	11/28/11	1425	S-017324-112811-TP-101	Soil	4	X	
2	↓	1455	S-017324-112811-TP-102	↓	4	X	
3	11/28/11	1505	S-017324-112811-TP-103	Soil	4	X	
			TOTAL NUMBER OF CONTAINERS		12		

RELINQUISHED BY: ① _____	DATE: 11/28/11 TIME: 1800	RECEIVED BY: ② _____	DATE: TIME:
RELINQUISHED BY: ② _____	DATE: TIME:	RECEIVED BY: ③ _____	DATE: TIME:
RELINQUISHED BY: ③ _____	DATE: TIME:	RECEIVED BY: ④ _____	DATE: TIME:

METHOD OF SHIPMENT: FedEx **TRACKING No.** 8754 2216 5392

White -Fully Executed Copy
Yellow -Receiving Laboratory Copy
Pink -Shipper Copy
Goldenrod -Sampler Copy

SAMPLE TEAM: Tim Pearson

RECEIVED FOR LABORATORY BY: _____ DATE: 11/29/11 TIME: 0015

2692

400001-00(SOURCE)GN-CO007

12/14/2011

TestAmerica Cooler Receipt Form/Narrative **Lot Number:** 6309
North Canton Facility

Client CBA Project _____ By: _____
Cooler Received on _____ Opened on _____ (Signature)
FedEx UPS DHL FAS Stetson Client Drop Off TestAmerica Courier Other _____
TestAmerica Cooler # _____ Multiple Coolers Foam Box Client Cooler Other _____

1. Were custody seals on the outside of the cooler(s)? Yes No Intact? Yes No NA
   If YES, Quantity 6 Quantity Unsalvageable _____
   Were custody seals on the outside of cooler(s) signed and dated? Yes No NA
   Were custody seals on the bottle(s)? Yes No
   If YES, are there any exceptions? _____
2. Shippers' packing slip attached to the cooler(s)? Yes No
3. Did custody papers accompany the sample(s)? Yes No Relinquished by client? Yes No
4. Were the custody papers signed in the appropriate place? Yes No
5. Packing material used: Bubble Wrap Foam None Other _____
6. Cooler temperature upon receipt _____ °C See back of form for multiple coolers/temps
   METHOD: IR Other _____ BACK
   COOLANT: Wet Ice Blue Ice Dry Ice Water None
7. Did all bottles arrive in good condition (Unbroken)? Yes No
8. Could all bottle labels be reconciled with the COC? Yes No
9. Were sample(s) at the correct pH upon receipt? Yes No NA
10. Were correct bottle(s) used for the test(s) indicated? Yes No
11. Were air bubbles >6 mm in any VOA vials? Yes No NA
12. Sufficient quantity received to perform indicated analyses? Yes No
13. Was a trip blank present in the cooler(s)? Yes No Were VOAs on the COC? Yes No

Contacted PM _____ Date _____ by _____ via Verbal Voice Mail Other
Concerning

14. CHAIN OF CUSTODY

The following discrepancies occurred:

15. SAMPLE CONDITION

Sample(s) _____ were received after the recommended holding time had expired.
Sample(s) _____ were received in a broken container.
Sample(s) _____ were received with bubble >6 mm in diameter. (Notify PM)

16. SAMPLE PRESERVATION

Sample(s) _____ were further preserved in Sample Receiving to meet recommended pH level(s). *Nitric Acid Lot# 110410-HNO_3; Sulfuric Acid Lot# 041911-H_2SO_4; Sodium Hydroxide Lot# 121809 -NaOH; Hydrochloric Acid Lot# 041911-HCl; Sodium Hydroxide and Zinc Acetate Lot#* 100108-*$(CH_3COO)_2ZN$/NaOH.* What time was preservative added to sample(s)? _____

Client ID	pH	Date	Initials

TestAmerica Cooler Receipt Form/Narrative
North Canton Facility

Client ID	pH	Date	Initials

Cooler #	Temp. °C	Method	Coolant
TA NO #	2.8	IR	Ice
Client	1.9	1	1
TA NO #	2.3		

Discrepancies Cont'd:

Login Sample Receipt Checklist

Client: Conestoga-Rovers & Associates, Inc.

Job Number: 240-6309-1

Login Number: 6309

List Number: 1

Creator: Sutek, Nick

List Source: TestAmerica North Canton

Question	Answer	Comment
Radioactivity either was not measured or, if measured, is at or below background	N/A	
The cooler's custody seal, if present, is intact.	True	
The cooler or samples do not appear to have been compromised or tampered with.	True	
Samples were received on ice.	True	
Cooler Temperature is acceptable.	True	
Cooler Temperature is recorded.	True	2.8/1.9/2.3
COC is present.	True	
COC is filled out in ink and legible.	True	
COC is filled out with all pertinent information.	True	
Is the Field Sampler's name present on COC?	True	
There are no discrepancies between the sample IDs on the containers and the COC.	True	
Samples are received within Holding Time.	True	
Sample containers have legible labels.	True	
Containers are not broken or leaking.	True	
Sample collection date/times are provided.	True	
Appropriate sample containers are used.	True	
Sample bottles are completely filled.	True	
Sample Preservation Verified.	True	
There is sufficient vol. for all requested analyses, incl. any requested MS/MSDs	True	
VOA sample vials do not have headspace or bubble is <6mm (1/4") in diameter.	True	
Multiphasic samples are not present.	True	
Samples do not require splitting or compositing.	True	
Residual Chlorine Checked.	N/A	

TestAmerica

THE LEADER IN ENVIRONMENTAL TESTING



ANALYTICAL REPORT

TestAmerica Laboratories, Inc.
TestAmerica North Canton
4101 Shuffel Street NW
North Canton, OH 44720
Tel: (330)497-9396

TestAmerica Job ID: 240-6361-1
Client Project/Site: 17324-T07, RACER Former MTM

For:
Conestoga-Rovers & Associates, Inc.
6520 Corporate Drive
Indianapolis, Indiana 46278

Attn: Mr. Michael Richardson

Denise D Heckler

Authorized for release by:
12/14/2011 4:36:55 PM

Denise Heckler
Project Manager II
denise.heckler@testamericainc.com

LINKS

Review your project results through TotalAccess

Have a Question? Ask The Expert

Visit us at: www.testamericainc.com

This report has been electronically signed and authorized by the signatory. Electronic signature is intended to be the legally binding equivalent of a traditionally handwritten signature.

Results relate only to the items tested and the sample(s) as received by the laboratory.

Table of Contents

Cover Page 1
Table of Contents 2
Definitions/Glossary 3
Case Narrative 4
Method Summary 8
Sample Summary 9
Detection Summary 10
Client Sample Results 25
Surrogate Summary 121
QC Sample Results 124
QC Association Summary 152
Lab Chronicle 160
Certification Summary 169
Chain of Custody 170
Receipt Checklists 176

Qualifiers

GC/MS VOA

Qualifier	Qualifier Description
U	Indicates the analyte was analyzed for but not detected.
J	Result is less than the RL but greater than or equal to the MDL and the concentration is an approximate value.
B	Compound was found in the blank and sample.
F	MS or MSD exceeds the control limits

GC/MS Semi VOA

Qualifier	Qualifier Description
U	Indicates the analyte was analyzed for but not detected.
J	Result is less than the RL but greater than or equal to the MDL and the concentration is an approximate value.
X	Surrogate is outside control limits
F	MS or MSD exceeds the control limits

GC Semi VOA

Qualifier	Qualifier Description
U	Indicates the analyte was analyzed for but not detected.
X	Surrogate is outside control limits
J	Result is less than the RL but greater than or equal to the MDL and the concentration is an approximate value.

Metals

Qualifier	Qualifier Description
U	Indicates the analyte was analyzed for but not detected.
B	Compound was found in the blank and sample.
J	Result is less than the RL but greater than or equal to the MDL and the concentration is an approximate value.
^	ICV,CCV,ICB,CCB, ISA, ISB, CRI, CRA, DLCK or MRL standard: Instrument related QC exceeds the control limits.
4	MS, MSD: The analyte present in the original sample is 4 times greater than the matrix spike concentration; therefore, control limits are not applicable.
F	MS or MSD exceeds the control limits
F	RPD of the MS and MSD exceeds the control limits

Glossary

Abbreviation	These commonly used abbreviations may or may not be present in this report.
☼	Listed under the "D" column to designate that the result is reported on a dry weight basis
%R	Percent Recovery
CNF	Contains no Free Liquid
DL, RA, RE, IN	Indicates a Dilution, Reanalysis, Re-extraction, or additional Initial metals/anion analysis of the sample
EDL	Estimated Detection Limit
EPA	United States Environmental Protection Agency
MDL	Method Detection Limit
ML	Minimum Level (Dioxin)
ND	Not detected at the reporting limit (or MDL or EDL if shown)
PQL	Practical Quantitation Limit
RL	Reporting Limit
RPD	Relative Percent Difference, a measure of the relative difference between two points
TEF	Toxicity Equivalent Factor (Dioxin)
TEQ	Toxicity Equivalent Quotient (Dioxin)

Job ID: 240-6361-1

Laboratory: TestAmerica North Canton

Narrative

CASE NARRATIVE

Client: Conestoga-Rovers & Associates, Inc.

Project: 17324-T07, RACER Former MTM

Report Number: 240-6361-1

With the exceptions noted as flags or footnotes, standard analytical protocols were followed in the analysis of the samples and no problems were encountered or anomalies observed. In addition all laboratory quality control samples were within established control limits, with any exceptions noted below. Each sample was analyzed to achieve the lowest possible reporting limit within the constraints of the method. In some cases, due to interference or analytes present at high concentrations, samples were diluted. For diluted samples, the reporting limits are adjusted relative to the dilution required.

TestAmerica North Canton attests to the validity of the laboratory data generated by TestAmerica facilities reported herein. All analyses performed by TestAmerica facilities were done using established laboratory SOPs that incorporate QA/QC procedures described in the application methods. TestAmerica's operations groups have reviewed the data for compliance with the laboratory QA/QC plan, and data have been found to be compliant with laboratory protocols unless otherwise noted below.

The test results in this report meet all NELAP requirements for parameters for which accreditation is required or available. Any exceptions to NELAP requirements are noted in this report. Pursuant to NELAP, this report may not be reproduced, except in full, without the written approval of the laboratory.

Calculations are performed before rounding to avoid round-off errors in calculated results.

All holding times were met and proper preservation noted for the methods performed on these samples, unless otherwise detailed in the individual sections below.

All solid sample results are reported on an "as received" basis unless otherwise indicated by the presence of a % solids value in the method header.

This laboratory report is confidential and is intended for the sole use of TestAmerica and its client.

RECEIPT

The samples were received on 11/30/2011; the samples arrived in good condition, properly preserved and on ice. The temperature of the coolers at receipt was 0.4, 1.0, 1.4C.

VOLATILE ORGANIC COMPOUNDS (GC-MS)

Samples S-017324-112911-TP-113 (240-6361-1), S-017324-112911-TP-114 (240-6361-2), S-017324-112911-TP-115 (240-6361-3), S-017324-112911-TP-116 (240-6361-4), S-017324-112911-TP-117 (240-6361-5), S-017324-112911-TP-118 (240-6361-6), S-017324-112911-TP-119 (240-6361-7), S-017324-112911-TP-120 (240-6361-8), S-017324-112911-TP-121 (240-6361-9), S-017324-112911-TP-122 (240-6361-10), S-017324-112911-TP-123 (240-6361-11), S-017324-112911-TP-124 (240-6361-12), S-017324-112911-TP-125 (240-6361-13), S-017324-112911-TP-126 (240-6361-14), S-017324-112911-TP-127 (240-6361-15), S-017324-112911-TP-128 (240-6361-16), S-017324-112911-TP-129 (240-6361-17), S-017324-112911-TP-130 (240-6361-18), S-017324-112911-TP-131 (240-6361-19), S-017324-112911-TP-132 (240-6361-20), S-017324-112911-TP-133 (240-6361-21), S-017324-112911-TP-134 (240-6361-22), S-017324-112911-TP-135 (240-6361-23) and S-017324-112911-TP-136 (240-6361-24) were analyzed for volatile organic compounds (GC-MS) in accordance with EPA SW-846 Method 8260B. The samples were prepared on 11/30/2011 and 12/03/2011 and analyzed on 12/06/2011, 12/07/2011 and 12/08/2011.

1,2,4-Trichlorobenzene was detected in method blank MB 240-25445/1-A at a level exceeding the reporting limit. If the associated sample reported a result above the MDL and/or RL, the result has been "B" flagged. Several analytes were detected in method blank MB 240-25445/1-A at levels that were above the method detection limit but below the reporting limit. The values should be considered

Job ID: 240-6361-1 (Continued)

Laboratory: TestAmerica North Canton (Continued)

estimates, and have been flagged “J”. If the associated sample reported a result above the MDL and/or RL, the result has been “B” flagged. 1,2,4-Trichlorobenzene was detected in method blank MB 240-25691/6 at a level that was above the method detection limit but below the reporting limit. The value should be considered an estimate, and has been flagged “J”. If the associated sample reported a result above the MDL and/or RL, the result has been “B” flagged. 1,2,4-Trichlorobenzene and 2-Butanone (MEK) were detected in method blank MB 240-25774/6 at levels that were above the method detection limit but below the reporting limit. The values should be considered estimates, and have been flagged “J”. If the associated sample reported a result above the MDL and/or RL, the result has been “B” flagged. 1,2,4-Trichlorobenzene was detected in method blank MB 240-25950/6 at a level that was above the method detection limit but below the reporting limit. The value should be considered an estimate, and has been flagged “J”. If the associated sample reported a result above the MDL and/or RL, the result has been “B” flagged.

1,2-Dichloropropane failed the recovery criteria low for the MSD of sample S-017324-112911-TP-116MSD (240-6361-4) in batch 240-25691.

The presence of the '4' qualifier in the data indicates analytes where the concentration in the unspiked sample exceeded four times the spiking amount.

Sample S-017324-112911-TP-129 (240-6361-17)[33.33X] required dilution prior to analysis. The reporting limits have been adjusted accordingly.

No other difficulties were encountered during the VOCs analyses.

All other quality control parameters were within the acceptance limits.

SEMIVOLATILE ORGANIC COMPOUNDS (GC-MS)

Samples S-017324-112911-TP-113 (240-6361-1), S-017324-112911-TP-114 (240-6361-2), S-017324-112911-TP-115 (240-6361-3), S-017324-112911-TP-116 (240-6361-4), S-017324-112911-TP-117 (240-6361-5), S-017324-112911-TP-118 (240-6361-6), S-017324-112911-TP-119 (240-6361-7), S-017324-112911-TP-120 (240-6361-8), S-017324-112911-TP-121 (240-6361-9), S-017324-112911-TP-122 (240-6361-10), S-017324-112911-TP-123 (240-6361-11), S-017324-112911-TP-124 (240-6361-12), S-017324-112911-TP-125 (240-6361-13), S-017324-112911-TP-126 (240-6361-14), S-017324-112911-TP-127 (240-6361-15), S-017324-112911-TP-128 (240-6361-16), S-017324-112911-TP-129 (240-6361-17), S-017324-112911-TP-130 (240-6361-18), S-017324-112911-TP-131 (240-6361-19), S-017324-112911-TP-132 (240-6361-20), S-017324-112911-TP-133 (240-6361-21), S-017324-112911-TP-134 (240-6361-22), S-017324-112911-TP-135 (240-6361-23) and S-017324-112911-TP-136 (240-6361-24) were analyzed for semivolatile organic compounds (GC-MS) in accordance with EPA SW-846 Method 8270C. The samples were prepared on 12/03/2011 and 12/05/2011 and analyzed on 12/07/2011.

Surrogates are added during the extraction process prior to dilution. When the sample is diluted, surrogate recoveries are diluted out and no corrective action is required.

2,4,6-Tribromophenol (Surr) failed the surrogate recovery criteria low for S-017324-112911-TP-123 (240-6361-11). 2,4,6-Tribromophenol (Surr) and Nitrobenzene-d5 (Surr) failed the surrogate recovery criteria low for S-017324-112911-TP-128 (240-6361-16). 2,4,6-Tribromophenol (Surr), 2-Fluorophenol (Surr), Nitrobenzene-d5 (Surr) and Phenol-d5 (Surr) failed the surrogate recovery criteria low for S-017324-112911-TP-135 (240-6361-23).

1,1'-Biphenyl failed the recovery criteria low for the MS of sample S-017324-112911-TP-116MS (240-6361-4) in batch 240-25817.

Acetophenone and Hexachlorocyclopentadiene failed the recovery criteria low for the MSD of sample S-017324-112911-TP-116MSD (240-6361-4) in batch 240-25817.

Samples S-017324-112911-TP-120 (240-6361-8)[4X], S-017324-112911-TP-123 (240-6361-11)[10X], S-017324-112911-TP-128 (240-6361-16)[50X], S-017324-112911-TP-129 (240-6361-17)[4X] and S-017324-112911-TP-135 (240-6361-23)[50X] required dilution prior to analysis due to matrix interference. The reporting limits have been adjusted accordingly.

No other difficulties were encountered during the SVOC analyses.

All other quality control parameters were within the acceptance limits.

Job ID: 240-6361-1 (Continued)

Laboratory: TestAmerica North Canton (Continued)

POLYCHLORINATED BIPHENYLS (PCBS)

Samples S-017324-112911-TP-113 (240-6361-1), S-017324-112911-TP-114 (240-6361-2), S-017324-112911-TP-115 (240-6361-3), S-017324-112911-TP-116 (240-6361-4), S-017324-112911-TP-117 (240-6361-5), S-017324-112911-TP-118 (240-6361-6), S-017324-112911-TP-119 (240-6361-7), S-017324-112911-TP-120 (240-6361-8), S-017324-112911-TP-121 (240-6361-9), S-017324-112911-TP-122 (240-6361-10), S-017324-112911-TP-123 (240-6361-11), S-017324-112911-TP-132 (240-6361-20), S-017324-112911-TP-133 (240-6361-21), S-017324-112911-TP-134 (240-6361-22), S-017324-112911-TP-135 (240-6361-23) and S-017324-112911-TP-136 (240-6361-24) were analyzed for polychlorinated biphenyls (PCBs) in accordance with EPA SW-846 Method 8082. The samples were prepared on 12/03/2011 and analyzed on 12/08/2011.

Surrogates are added during the extraction process prior to dilution. When the sample dilution is 5X or greater, surrogate recoveries are diluted out and no corrective action is required.

Samples S-017324-112911-TP-123 (240-6361-11)[5X] and S-017324-112911-TP-135 (240-6361-23)[10X] required dilution prior to analysis due to matrix interference. The reporting limits have been adjusted accordingly. The surrogates are considered diluted out.

All samples required a tetrabutylammonium sulfite (TBA) clean-up to reduce matrix interferences caused by sulfur.

No other difficulties were encountered during the PCBs analyses.

All other quality control parameters were within the acceptance limits.

TOTAL METALS (ICP)

Samples S-017324-112911-TP-113 (240-6361-1), S-017324-112911-TP-114 (240-6361-2), S-017324-112911-TP-115 (240-6361-3), S-017324-112911-TP-116 (240-6361-4), S-017324-112911-TP-117 (240-6361-5), S-017324-112911-TP-118 (240-6361-6), S-017324-112911-TP-119 (240-6361-7), S-017324-112911-TP-120 (240-6361-8), S-017324-112911-TP-121 (240-6361-9), S-017324-112911-TP-122 (240-6361-10), S-017324-112911-TP-123 (240-6361-11), S-017324-112911-TP-124 (240-6361-12), S-017324-112911-TP-125 (240-6361-13), S-017324-112911-TP-126 (240-6361-14), S-017324-112911-TP-127 (240-6361-15), S-017324-112911-TP-128 (240-6361-16), S-017324-112911-TP-129 (240-6361-17), S-017324-112911-TP-130 (240-6361-18), S-017324-112911-TP-131 (240-6361-19), S-017324-112911-TP-132 (240-6361-20), S-017324-112911-TP-133 (240-6361-21), S-017324-112911-TP-134 (240-6361-22), S-017324-112911-TP-135 (240-6361-23) and S-017324-112911-TP-136 (240-6361-24) were analyzed for total metals (ICP) in accordance with EPA SW-846 Method 6010B. The samples were prepared on 12/02/2011 and analyzed on 12/05/2011 and 12/06/2011.

Several analytes were detected in method blank MB 240-25336/1-A at levels that were above the method detection limit but below the reporting limit. The values should be considered estimates, and have been flagged “J”. If the associated sample reported a result above the MDL and/or RL, the result has been “B” flagged. Several analytes were detected in method blank MB 240-25348/1-A at levels that were above the method detection limit but below the reporting limit. The values should be considered estimates, and have been flagged “J”. If the associated sample reported a result above the MDL and/or RL, the result has been “B” flagged.

The CCB was greater than or equal to the requested reporting for Selenium. Since the sample results were below the requested reporting limit the results were accepted for samples: S-017324-112911-TP-133 (240-6361-21), S-017324-112911-TP-134 (240-6361-22), S-017324-112911-TP-135 (240-6361-23), S-017324-112911-TP-136 (240-6361-24).

Aluminum, Antimony and Manganese failed the recovery criteria low for the MS of sample S-017324-112911-TP-116MS (240-6361-4) in batch 240-25614. Calcium, Iron and Magnesium failed the recovery criteria high.

For the MSD of sample S-017324-112911-TP-116MSD (240-6361-4) in batch 240-25614, Antimony, Calcium, Magnesium and Manganese failed the recovery criteria low. Aluminum and Iron failed the recovery criteria high. Also, Aluminum, Calcium, Iron and Magnesium exceeded the rpd limit.

Antimony, Calcium, Manganese and Zinc failed the recovery criteria low for the MS of sample S-017324-112911-TP-118MS (240-6361-6) in batch 240-25597. Several analytes failed the recovery criteria high.

For the MSD of sample S-017324-112911-TP-118MSD (240-6361-6) in batch 240-25597, Antimony, Calcium, Manganese and Zinc failed

Job ID: 240-6361-1 (Continued)

Laboratory: TestAmerica North Canton (Continued)

the recovery criteria low. Several analytes failed the recovery criteria high. Also, Manganese exceeded the rpd limit.

Samples S-017324-112911-TP-115 (240-6361-3)[5X] and S-017324-112911-TP-117 (240-6361-5)[5X] required dilution prior to analysis. The reporting limits have been adjusted accordingly.

No other difficulties were encountered during the metals analyses.

All other quality control parameters were within the acceptance limits.

TOTAL MERCURY

Samples S-017324-112911-TP-113 (240-6361-1), S-017324-112911-TP-114 (240-6361-2), S-017324-112911-TP-115 (240-6361-3), S-017324-112911-TP-116 (240-6361-4), S-017324-112911-TP-117 (240-6361-5), S-017324-112911-TP-118 (240-6361-6), S-017324-112911-TP-119 (240-6361-7), S-017324-112911-TP-120 (240-6361-8), S-017324-112911-TP-121 (240-6361-9), S-017324-112911-TP-122 (240-6361-10), S-017324-112911-TP-123 (240-6361-11), S-017324-112911-TP-124 (240-6361-12), S-017324-112911-TP-125 (240-6361-13), S-017324-112911-TP-126 (240-6361-14), S-017324-112911-TP-127 (240-6361-15), S-017324-112911-TP-128 (240-6361-16), S-017324-112911-TP-129 (240-6361-17), S-017324-112911-TP-130 (240-6361-18), S-017324-112911-TP-131 (240-6361-19), S-017324-112911-TP-132 (240-6361-20), S-017324-112911-TP-133 (240-6361-21), S-017324-112911-TP-134 (240-6361-22), S-017324-112911-TP-135 (240-6361-23) and S-017324-112911-TP-136 (240-6361-24) were analyzed for total mercury in accordance with EPA SW-846 Method 7471A. The samples were prepared on 12/02/2011 and analyzed on 12/05/2011 and 12/06/2011.

No difficulties were encountered during the mercury analyses.

All quality control parameters were within the acceptance limits.

Method Summary

Client: Conestoga-Rovers & Associates, Inc.
Project/Site: 17324-T07, RACER Former MTM

TestAmerica Job ID: 240-6361-1

Method	Method Description	Protocol	Laboratory
8260B	Volatile Organic Compounds (GC/MS)	SW846	TAL NC
8270C	Semivolatile Organic Compounds (GC/MS)	SW846	TAL NC
8082	Polychlorinated Biphenyls (PCBs) by Gas Chromatography	SW846	TAL NC
6010B	Metals (ICP)	SW846	TAL NC
7471A	Mercury (CVAA)	SW846	TAL NC
Moisture	Percent Moisture	EPA	TAL NC

Protocol References:

EPA = US Environmental Protection Agency

SW846 = "Test Methods For Evaluating Solid Waste, Physical/Chemical Methods", Third Edition, November 1986 And Its Updates.

Laboratory References:

TAL NC = TestAmerica North Canton, 4101 Shuffel Street NW, North Canton, OH 44720, TEL (330)497-9396

Sample Summary

Client: Conestoga-Rovers & Associates, Inc.
Project/Site: 17324-T07, RACER Former MTM

TestAmerica Job ID: 240-6361-1

Lab Sample ID	Client Sample ID	Matrix	Collected	Received
240-6361-1	S-017324-112911-TP-113	Solid	11/29/11 08:10	11/30/11 16:31
240-6361-2	S-017324-112911-TP-114	Solid	11/29/11 08:15	11/30/11 16:31
240-6361-3	S-017324-112911-TP-115	Solid	11/29/11 08:30	11/30/11 16:31
240-6361-4	S-017324-112911-TP-116	Solid	11/29/11 08:55	11/30/11 16:31
240-6361-5	S-017324-112911-TP-117	Solid	11/29/11 09:20	11/30/11 16:31
240-6361-6	S-017324-112911-TP-118	Solid	11/29/11 09:45	11/30/11 16:31
240-6361-7	S-017324-112911-TP-119	Solid	11/29/11 09:55	11/30/11 16:31
240-6361-8	S-017324-112911-TP-120	Solid	11/29/11 10:15	11/30/11 16:31
240-6361-9	S-017324-112911-TP-121	Solid	11/29/11 10:25	11/30/11 16:31
240-6361-10	S-017324-112911-TP-122	Solid	11/29/11 10:35	11/30/11 16:31
240-6361-11	S-017324-112911-TP-123	Solid	11/29/11 10:55	11/30/11 16:31
240-6361-12	S-017324-112911-TP-124	Solid	11/29/11 11:20	11/30/11 16:31
240-6361-13	S-017324-112911-TP-125	Solid	11/29/11 11:30	11/30/11 16:31
240-6361-14	S-017324-112911-TP-126	Solid	11/29/11 11:50	11/30/11 16:31
240-6361-15	S-017324-112911-TP-127	Solid	11/29/11 12:00	11/30/11 16:31
240-6361-16	S-017324-112911-TP-128	Solid	11/29/11 12:20	11/30/11 16:31
240-6361-17	S-017324-112911-TP-129	Solid	11/29/11 12:40	11/30/11 16:31
240-6361-18	S-017324-112911-TP-130	Solid	11/29/11 14:00	11/30/11 16:31
240-6361-19	S-017324-112911-TP-131	Solid	11/29/11 14:10	11/30/11 16:31
240-6361-20	S-017324-112911-TP-132	Solid	11/29/11 14:55	11/30/11 16:31
240-6361-21	S-017324-112911-TP-133	Solid	11/29/11 15:05	11/30/11 16:31
240-6361-22	S-017324-112911-TP-134	Solid	11/29/11 15:25	11/30/11 16:31
240-6361-23	S-017324-112911-TP-135	Solid	11/29/11 15:35	11/30/11 16:31
240-6361-24	S-017324-112911-TP-136	Solid	11/29/11 15:45	11/30/11 16:31

Client Sample ID: S-017324-112911-TP-113 — Lab Sample ID: 240-6361-1

Analyte	Result	Qualifier	RL	MDL	Unit	Dil Fac	D	Method	Prep Type
1,2-Dichloroethane	1.2	J	2.4	0.16	ug/Kg	1	☼	8260B	Total/NA
Tetrachloroethene	0.43	J	2.4	0.25	ug/Kg	1	☼	8260B	Total/NA
Toluene	0.48	J	2.4	0.13	ug/Kg	1	☼	8260B	Total/NA
Aluminum	12000		19	8.9	mg/Kg	1	☼	6010B	Total/NA
Barium	44	B	19	0.066	mg/Kg	1	☼	6010B	Total/NA
Beryllium	0.59		0.47	0.040	mg/Kg	1	☼	6010B	Total/NA
Calcium	1300	B	470	15	mg/Kg	1	☼	6010B	Total/NA
Cobalt	8.5		4.7	0.15	mg/Kg	1	☼	6010B	Total/NA
Chromium	16		0.47	0.19	mg/Kg	1	☼	6010B	Total/NA
Copper	19		2.3	0.69	mg/Kg	1	☼	6010B	Total/NA
Iron	21000		9.3	4.6	mg/Kg	1	☼	6010B	Total/NA
Potassium	890	B	470	5.8	mg/Kg	1	☼	6010B	Total/NA
Magnesium	2800	B	470	4.7	mg/Kg	1	☼	6010B	Total/NA
Manganese	370		1.4	0.069	mg/Kg	1	☼	6010B	Total/NA
Nickel	18		3.7	0.25	mg/Kg	1	☼	6010B	Total/NA
Vanadium	31		4.7	0.11	mg/Kg	1	☼	6010B	Total/NA
Zinc	72		1.9	0.93	mg/Kg	1	☼	6010B	Total/NA
Arsenic	10		0.93	0.28	mg/Kg	1	☼	6010B	Total/NA
Lead	11		0.28	0.18	mg/Kg	1	☼	6010B	Total/NA
Selenium	0.45	J	0.47	0.42	mg/Kg	1	☼	6010B	Total/NA
Mercury	0.027	J	0.11	0.016	mg/Kg	1	☼	7471A	Total/NA

Client Sample ID: S-017324-112911-TP-114 — Lab Sample ID: 240-6361-2

Analyte	Result	Qualifier	RL	MDL	Unit	Dil Fac	D	Method	Prep Type
1,2-Dichloroethane	0.72	J	2.8	0.19	ug/Kg	1	☼	8260B	Total/NA
Toluene	0.35	J	2.8	0.15	ug/Kg	1	☼	8260B	Total/NA
Anthracene	7.5	J	8.0	3.9	ug/Kg	1	☼	8270C	Total/NA
Aluminum	12000		23	11	mg/Kg	1	☼	6010B	Total/NA
Barium	50	B	23	0.081	mg/Kg	1	☼	6010B	Total/NA
Beryllium	0.58		0.57	0.049	mg/Kg	1	☼	6010B	Total/NA
Calcium	1300	B	570	18	mg/Kg	1	☼	6010B	Total/NA
Cobalt	7.2		5.7	0.18	mg/Kg	1	☼	6010B	Total/NA
Chromium	16		0.57	0.23	mg/Kg	1	☼	6010B	Total/NA
Copper	19		2.9	0.84	mg/Kg	1	☼	6010B	Total/NA
Iron	21000		11	5.6	mg/Kg	1	☼	6010B	Total/NA
Potassium	920	B	570	7.1	mg/Kg	1	☼	6010B	Total/NA
Magnesium	2700	B	570	5.8	mg/Kg	1	☼	6010B	Total/NA
Manganese	320		1.7	0.084	mg/Kg	1	☼	6010B	Total/NA
Nickel	19		4.6	0.31	mg/Kg	1	☼	6010B	Total/NA
Vanadium	29		5.7	0.14	mg/Kg	1	☼	6010B	Total/NA
Zinc	71		2.3	1.1	mg/Kg	1	☼	6010B	Total/NA
Arsenic	10		1.1	0.34	mg/Kg	1	☼	6010B	Total/NA
Lead	11		0.34	0.22	mg/Kg	1	☼	6010B	Total/NA
Selenium	0.75		0.57	0.51	mg/Kg	1	☼	6010B	Total/NA
Mercury	0.024	J	0.11	0.016	mg/Kg	1	☼	7471A	Total/NA

Client Sample ID: S-017324-112911-TP-115 — Lab Sample ID: 240-6361-3

Analyte	Result	Qualifier	RL	MDL	Unit	Dil Fac	D	Method	Prep Type
Benzene	0.096	J	1.9	0.088	ug/Kg	1	☼	8260B	Total/NA
1,2-Dichloroethane	1.1	J	1.9	0.13	ug/Kg	1	☼	8260B	Total/NA
Toluene	0.47	J	1.9	0.10	ug/Kg	1	☼	8260B	Total/NA
Aluminum	4000		21	10	mg/Kg	1	☼	6010B	Total/NA

Client Sample ID: S-017324-112911-TP-115 (Continued)

Lab Sample ID: 240-6361-3

Analyte	Result	Qualifier	RL	MDL	Unit	Dil Fac	D	Method	Prep Type
Barium	23	B	21	0.076	mg/Kg	1	☼	6010B	Total/NA
Beryllium	0.21	J	0.53	0.046	mg/Kg	1	☼	6010B	Total/NA
Calcium	100000	B	2700	85	mg/Kg	5	☼	6010B	Total/NA
Cadmium	0.095	J	0.21	0.038	mg/Kg	1	☼	6010B	Total/NA
Cobalt	5.2	J	5.3	0.17	mg/Kg	1	☼	6010B	Total/NA
Chromium	7.7		0.53	0.21	mg/Kg	1	☼	6010B	Total/NA
Copper	13		2.7	0.79	mg/Kg	1	☼	6010B	Total/NA
Iron	9500		11	5.2	mg/Kg	1	☼	6010B	Total/NA
Potassium	850	B	530	6.6	mg/Kg	1	☼	6010B	Total/NA
Magnesium	42000	B	530	5.4	mg/Kg	1	☼	6010B	Total/NA
Manganese	240		1.6	0.079	mg/Kg	1	☼	6010B	Total/NA
Sodium	98	J	530	71	mg/Kg	1	☼	6010B	Total/NA
Nickel	12		4.3	0.29	mg/Kg	1	☼	6010B	Total/NA
Vanadium	11		5.3	0.13	mg/Kg	1	☼	6010B	Total/NA
Zinc	32		2.1	1.1	mg/Kg	1	☼	6010B	Total/NA
Arsenic	5.2		1.1	0.32	mg/Kg	1	☼	6010B	Total/NA
Lead	4.8		0.32	0.20	mg/Kg	1	☼	6010B	Total/NA

Client Sample ID: S-017324-112911-TP-116

Lab Sample ID: 240-6361-4

Analyte	Result	Qualifier	RL	MDL	Unit	Dil Fac	D	Method	Prep Type
1,2-Dichloroethane	1.5	J	2.7	0.18	ug/Kg	1	☼	8260B	Total/NA
Tetrachloroethene	14		2.7	0.28	ug/Kg	1	☼	8260B	Total/NA
Toluene	0.60	J	2.7	0.14	ug/Kg	1	☼	8260B	Total/NA
Trichloroethene	0.81	J	2.7	0.23	ug/Kg	1	☼	8260B	Total/NA
cis-1,2-Dichloroethene	3.5		2.7	0.19	ug/Kg	1	☼	8260B	Total/NA
Aluminum	15000		25	12	mg/Kg	1	☼	6010B	Total/NA
Barium	110	B	25	0.087	mg/Kg	1	☼	6010B	Total/NA
Beryllium	0.73		0.62	0.053	mg/Kg	1	☼	6010B	Total/NA
Calcium	37000	B	620	20	mg/Kg	1	☼	6010B	Total/NA
Cadmium	0.20	J	0.25	0.044	mg/Kg	1	☼	6010B	Total/NA
Cobalt	8.4		6.2	0.20	mg/Kg	1	☼	6010B	Total/NA
Chromium	20		0.62	0.25	mg/Kg	1	☼	6010B	Total/NA
Copper	26		3.1	0.91	mg/Kg	1	☼	6010B	Total/NA
Iron	24000		12	6.0	mg/Kg	1	☼	6010B	Total/NA
Potassium	1500	B	620	7.6	mg/Kg	1	☼	6010B	Total/NA
Magnesium	25000	B	620	6.3	mg/Kg	1	☼	6010B	Total/NA
Manganese	410		1.8	0.091	mg/Kg	1	☼	6010B	Total/NA
Sodium	90	J	620	81	mg/Kg	1	☼	6010B	Total/NA
Nickel	26		4.9	0.33	mg/Kg	1	☼	6010B	Total/NA
Vanadium	31		6.2	0.15	mg/Kg	1	☼	6010B	Total/NA
Zinc	70		2.5	1.2	mg/Kg	1	☼	6010B	Total/NA
Arsenic	11		1.2	0.37	mg/Kg	1	☼	6010B	Total/NA
Lead	13		0.37	0.23	mg/Kg	1	☼	6010B	Total/NA
Selenium	0.66		0.62	0.55	mg/Kg	1	☼	6010B	Total/NA
Mercury	0.040	J	0.12	0.017	mg/Kg	1	☼	7471A	Total/NA

Client Sample ID: S-017324-112911-TP-117

Lab Sample ID: 240-6361-5

Analyte	Result	Qualifier	RL	MDL	Unit	Dil Fac	D	Method	Prep Type
1,2-Dichloroethane	0.39	J	1.9	0.13	ug/Kg	1	☼	8260B	Total/NA
Toluene	0.19	J	1.9	0.10	ug/Kg	1	☼	8260B	Total/NA
Aluminum	2500		18	8.8	mg/Kg	1	☼	6010B	Total/NA
Barium	22	B	18	0.065	mg/Kg	1	☼	6010B	Total/NA

Client Sample ID: S-017324-112911-TP-117 (Continued)

Lab Sample ID: 240-6361-5

Analyte	Result	Qualifier	RL	MDL	Unit	Dil Fac	D	Method	Prep Type
Beryllium	0.14	J	0.46	0.039	mg/Kg	1	☼	6010B	Total/NA
Calcium	110000	B	2300	73	mg/Kg	5	☼	6010B	Total/NA
Cadmium	0.092	J	0.18	0.033	mg/Kg	1	☼	6010B	Total/NA
Cobalt	2.9	J	4.6	0.15	mg/Kg	1	☼	6010B	Total/NA
Chromium	5.8		0.46	0.18	mg/Kg	1	☼	6010B	Total/NA
Copper	11		2.3	0.68	mg/Kg	1	☼	6010B	Total/NA
Iron	7400		9.2	4.5	mg/Kg	1	☼	6010B	Total/NA
Potassium	490	B	460	5.7	mg/Kg	1	☼	6010B	Total/NA
Magnesium	40000	B	460	4.7	mg/Kg	1	☼	6010B	Total/NA
Manganese	190		1.4	0.068	mg/Kg	1	☼	6010B	Total/NA
Sodium	88	J	460	61	mg/Kg	1	☼	6010B	Total/NA
Nickel	8.9		3.7	0.25	mg/Kg	1	☼	6010B	Total/NA
Vanadium	8.3		4.6	0.11	mg/Kg	1	☼	6010B	Total/NA
Zinc	27		1.8	0.92	mg/Kg	1	☼	6010B	Total/NA
Arsenic	3.9		0.92	0.28	mg/Kg	1	☼	6010B	Total/NA
Lead	4.9		0.28	0.17	mg/Kg	1	☼	6010B	Total/NA

Client Sample ID: S-017324-112911-TP-118

Lab Sample ID: 240-6361-6

Analyte	Result	Qualifier	RL	MDL	Unit	Dil Fac	D	Method	Prep Type
1,2-Dichloroethane	1.4	J	2.8	0.19	ug/Kg	1	☼	8260B	Total/NA
Toluene	0.52	J	2.8	0.15	ug/Kg	1	☼	8260B	Total/NA
Methyl acetate	1.3	J	5.6	0.78	ug/Kg	1	☼	8260B	Total/NA
2-Methylnaphthalene	9.6		8.1	4.0	ug/Kg	1	☼	8270C	Total/NA
Acenaphthylene	12		8.1	4.0	ug/Kg	1	☼	8270C	Total/NA
Anthracene	7.5	J	8.1	4.0	ug/Kg	1	☼	8270C	Total/NA
Benzo[a]anthracene	55		8.1	4.0	ug/Kg	1	☼	8270C	Total/NA
Benzo[a]pyrene	64		8.1	4.0	ug/Kg	1	☼	8270C	Total/NA
Benzo[b]fluoranthene	90		8.1	4.0	ug/Kg	1	☼	8270C	Total/NA
Benzo[g,h,i]perylene	47		8.1	4.0	ug/Kg	1	☼	8270C	Total/NA
Benzo[k]fluoranthene	37		8.1	4.0	ug/Kg	1	☼	8270C	Total/NA
Chrysene	83		8.1	1.3	ug/Kg	1	☼	8270C	Total/NA
Dibenzofuran	12	J	61	4.0	ug/Kg	1	☼	8270C	Total/NA
Fluoranthene	190		8.1	4.0	ug/Kg	1	☼	8270C	Total/NA
Fluorene	4.8	J	8.1	4.0	ug/Kg	1	☼	8270C	Total/NA
Indeno[1,2,3-cd]pyrene	39		8.1	4.0	ug/Kg	1	☼	8270C	Total/NA
Naphthalene	8.0	J	8.1	4.0	ug/Kg	1	☼	8270C	Total/NA
Phenanthrene	170		8.1	4.0	ug/Kg	1	☼	8270C	Total/NA
Pyrene	140		8.1	4.0	ug/Kg	1	☼	8270C	Total/NA
Aluminum	5300		24	12	mg/Kg	1	☼	6010B	Total/NA
Antimony	0.56	J	1.2	0.47	mg/Kg	1	☼	6010B	Total/NA
Barium	140	B	24	0.085	mg/Kg	1	☼	6010B	Total/NA
Beryllium	0.29	J	0.60	0.052	mg/Kg	1	☼	6010B	Total/NA
Calcium	53000	B	600	19	mg/Kg	1	☼	6010B	Total/NA
Cadmium	0.59		0.24	0.043	mg/Kg	1	☼	6010B	Total/NA
Cobalt	6.4		6.0	0.19	mg/Kg	1	☼	6010B	Total/NA
Chromium	11		0.60	0.24	mg/Kg	1	☼	6010B	Total/NA
Copper	17		3.0	0.89	mg/Kg	1	☼	6010B	Total/NA
Iron	15000		12	5.9	mg/Kg	1	☼	6010B	Total/NA
Potassium	630	B	600	7.5	mg/Kg	1	☼	6010B	Total/NA
Magnesium	19000	B	600	6.1	mg/Kg	1	☼	6010B	Total/NA
Manganese	520	B	1.8	0.089	mg/Kg	1	☼	6010B	Total/NA
Sodium	94	J	600	79	mg/Kg	1	☼	6010B	Total/NA
Nickel	20		4.8	0.32	mg/Kg	1	☼	6010B	Total/NA

Client Sample ID: S-017324-112911-TP-118 (Continued)

Lab Sample ID: 240-6361-6

Analyte	Result	Qualifier	RL	MDL	Unit	Dil Fac	D	Method	Prep Type
Vanadium	16		6.0	0.14	mg/Kg	1	☼	6010B	Total/NA
Zinc	150		2.4	1.2	mg/Kg	1	☼	6010B	Total/NA
Arsenic	5.5		1.2	0.36	mg/Kg	1	☼	6010B	Total/NA
Lead	23		0.36	0.23	mg/Kg	1	☼	6010B	Total/NA
Mercury	0.028	J	0.12	0.018	mg/Kg	1	☼	7471A	Total/NA

Client Sample ID: S-017324-112911-TP-119

Lab Sample ID: 240-6361-7

Analyte	Result	Qualifier	RL	MDL	Unit	Dil Fac	D	Method	Prep Type
1,2-Dichloroethane	0.36	J	2.2	0.15	ug/Kg	1	☼	8260B	Total/NA
Toluene	0.28	J	2.2	0.12	ug/Kg	1	☼	8260B	Total/NA
Aluminum	7700		21	9.9	mg/Kg	1	☼	6010B	Total/NA
Barium	59	B	21	0.073	mg/Kg	1	☼	6010B	Total/NA
Beryllium	0.26	J	0.51	0.044	mg/Kg	1	☼	6010B	Total/NA
Calcium	45000	B	510	16	mg/Kg	1	☼	6010B	Total/NA
Cadmium	0.22		0.21	0.037	mg/Kg	1	☼	6010B	Total/NA
Cobalt	5.0	J	5.1	0.16	mg/Kg	1	☼	6010B	Total/NA
Chromium	11		0.51	0.21	mg/Kg	1	☼	6010B	Total/NA
Copper	15		2.6	0.76	mg/Kg	1	☼	6010B	Total/NA
Iron	15000		10	5.0	mg/Kg	1	☼	6010B	Total/NA
Potassium	790	B	510	6.4	mg/Kg	1	☼	6010B	Total/NA
Magnesium	41000	B	510	5.2	mg/Kg	1	☼	6010B	Total/NA
Manganese	290	B	1.5	0.076	mg/Kg	1	☼	6010B	Total/NA
Sodium	93	J	510	68	mg/Kg	1	☼	6010B	Total/NA
Nickel	15		4.1	0.28	mg/Kg	1	☼	6010B	Total/NA
Vanadium	21		5.1	0.12	mg/Kg	1	☼	6010B	Total/NA
Zinc	55		2.1	1.0	mg/Kg	1	☼	6010B	Total/NA
Arsenic	5.8		1.0	0.31	mg/Kg	1	☼	6010B	Total/NA
Lead	6.9		0.31	0.20	mg/Kg	1	☼	6010B	Total/NA
Mercury	0.017	J	0.10	0.015	mg/Kg	1	☼	7471A	Total/NA

Client Sample ID: S-017324-112911-TP-120

Lab Sample ID: 240-6361-8

Analyte	Result	Qualifier	RL	MDL	Unit	Dil Fac	D	Method	Prep Type
Acetone	17		12	3.9	ug/Kg	1	☼	8260B	Total/NA
2-Butanone (MEK)	2.7	J	12	0.86	ug/Kg	1	☼	8260B	Total/NA
1,2-Dichloroethane	1.8	J	3.1	0.21	ug/Kg	1	☼	8260B	Total/NA
Toluene	0.70	J	3.1	0.17	ug/Kg	1	☼	8260B	Total/NA
Methyl acetate	1.3	J	6.1	0.86	ug/Kg	1	☼	8260B	Total/NA
2-Methylnaphthalene	64		31	15	ug/Kg	4	☼	8270C	Total/NA
Benzo[a]anthracene	80		31	15	ug/Kg	4	☼	8270C	Total/NA
Benzo[a]pyrene	77		31	15	ug/Kg	4	☼	8270C	Total/NA
Benzo[b]fluoranthene	130		31	15	ug/Kg	4	☼	8270C	Total/NA
Benzo[g,h,i]perylene	58		31	15	ug/Kg	4	☼	8270C	Total/NA
Benzo[k]fluoranthene	47		31	15	ug/Kg	4	☼	8270C	Total/NA
Chrysene	120		31	5.1	ug/Kg	4	☼	8270C	Total/NA
Fluoranthene	150		31	15	ug/Kg	4	☼	8270C	Total/NA
Indeno[1,2,3-cd]pyrene	43		31	15	ug/Kg	4	☼	8270C	Total/NA
Naphthalene	40		31	15	ug/Kg	4	☼	8270C	Total/NA
Phenanthrene	100		31	15	ug/Kg	4	☼	8270C	Total/NA
Pyrene	140		31	15	ug/Kg	4	☼	8270C	Total/NA
Aluminum	6200		21	10	mg/Kg	1	☼	6010B	Total/NA
Barium	140	B	21	0.075	mg/Kg	1	☼	6010B	Total/NA
Beryllium	0.33	J	0.53	0.045	mg/Kg	1	☼	6010B	Total/NA

Client Sample ID: S-017324-112911-TP-120 (Continued)

Lab Sample ID: 240-6361-8

Analyte	Result	Qualifier	RL	MDL	Unit	Dil Fac	D	Method	Prep Type
Calcium	47000	B	530	17	mg/Kg	1	☼	6010B	Total/NA
Cadmium	0.33		0.21	0.038	mg/Kg	1	☼	6010B	Total/NA
Cobalt	6.4		5.3	0.17	mg/Kg	1	☼	6010B	Total/NA
Chromium	17		0.53	0.21	mg/Kg	1	☼	6010B	Total/NA
Copper	32		2.6	0.78	mg/Kg	1	☼	6010B	Total/NA
Iron	20000		11	5.2	mg/Kg	1	☼	6010B	Total/NA
Potassium	920	B	530	6.5	mg/Kg	1	☼	6010B	Total/NA
Magnesium	36000	B	530	5.4	mg/Kg	1	☼	6010B	Total/NA
Manganese	570	B	1.6	0.078	mg/Kg	1	☼	6010B	Total/NA
Sodium	140	J	530	70	mg/Kg	1	☼	6010B	Total/NA
Nickel	29		4.2	0.29	mg/Kg	1	☼	6010B	Total/NA
Vanadium	18		5.3	0.13	mg/Kg	1	☼	6010B	Total/NA
Zinc	51		2.1	1.1	mg/Kg	1	☼	6010B	Total/NA
Arsenic	11		1.1	0.32	mg/Kg	1	☼	6010B	Total/NA
Lead	39		0.32	0.20	mg/Kg	1	☼	6010B	Total/NA
Thallium	1.0	J	1.1	0.58	mg/Kg	1	☼	6010B	Total/NA
Mercury	0.10		0.098	0.015	mg/Kg	1	☼	7471A	Total/NA

Client Sample ID: S-017324-112911-TP-121

Lab Sample ID: 240-6361-9

Analyte	Result	Qualifier	RL	MDL	Unit	Dil Fac	D	Method	Prep Type
1,2-Dichloroethane	1.0	J	2.6	0.18	ug/Kg	1	☼	8260B	Total/NA
Toluene	0.48	J	2.6	0.14	ug/Kg	1	☼	8260B	Total/NA
Benzo[b]fluoranthene	7.9	J	8.5	4.2	ug/Kg	1	☼	8270C	Total/NA
Bis(2-ethylhexyl) phthalate	29	J	64	24	ug/Kg	1	☼	8270C	Total/NA
Fluoranthene	4.8	J	8.5	4.2	ug/Kg	1	☼	8270C	Total/NA
Aroclor-1248	58		42	22	ug/Kg	1	☼	8082	Total/NA
Aluminum	14000		23	11	mg/Kg	1	☼	6010B	Total/NA
Barium	140	B	23	0.081	mg/Kg	1	☼	6010B	Total/NA
Beryllium	0.85		0.57	0.049	mg/Kg	1	☼	6010B	Total/NA
Calcium	2800	B	570	18	mg/Kg	1	☼	6010B	Total/NA
Cadmium	0.24		0.23	0.041	mg/Kg	1	☼	6010B	Total/NA
Cobalt	10		5.7	0.18	mg/Kg	1	☼	6010B	Total/NA
Chromium	17		0.57	0.23	mg/Kg	1	☼	6010B	Total/NA
Copper	12		2.9	0.84	mg/Kg	1	☼	6010B	Total/NA
Iron	21000		11	5.6	mg/Kg	1	☼	6010B	Total/NA
Potassium	760	B	570	7.1	mg/Kg	1	☼	6010B	Total/NA
Magnesium	2900	B	570	5.8	mg/Kg	1	☼	6010B	Total/NA
Manganese	1200	B	1.7	0.084	mg/Kg	1	☼	6010B	Total/NA
Sodium	89	J	570	75	mg/Kg	1	☼	6010B	Total/NA
Nickel	14		4.6	0.31	mg/Kg	1	☼	6010B	Total/NA
Vanadium	31		5.7	0.14	mg/Kg	1	☼	6010B	Total/NA
Zinc	46		2.3	1.1	mg/Kg	1	☼	6010B	Total/NA
Arsenic	6.4		1.1	0.34	mg/Kg	1	☼	6010B	Total/NA
Lead	16		0.34	0.22	mg/Kg	1	☼	6010B	Total/NA
Thallium	1.0	J	1.1	0.63	mg/Kg	1	☼	6010B	Total/NA
Mercury	0.026	J	0.083	0.013	mg/Kg	1	☼	7471A	Total/NA

Client Sample ID: S-017324-112911-TP-122

Lab Sample ID: 240-6361-10

Analyte	Result	Qualifier	RL	MDL	Unit	Dil Fac	D	Method	Prep Type
1,2-Dichloroethane	0.68	J	2.1	0.14	ug/Kg	1	☼	8260B	Total/NA
Toluene	0.29	J	2.1	0.11	ug/Kg	1	☼	8260B	Total/NA
1,1,1-Trichloroethane	0.34	J	2.1	0.23	ug/Kg	1	☼	8260B	Total/NA

Client Sample ID: S-017324-112911-TP-122 (Continued)

Lab Sample ID: 240-6361-10

Analyte	Result	Qualifier	RL	MDL	Unit	Dil Fac	D	Method	Prep Type
Bis(2-ethylhexyl) phthalate	25	J	55	21	ug/Kg	1	☼	8270C	Total/NA
Aluminum	5200		18	8.7	mg/Kg	1	☼	6010B	Total/NA
Barium	37	B	18	0.064	mg/Kg	1	☼	6010B	Total/NA
Beryllium	0.19	J	0.45	0.039	mg/Kg	1	☼	6010B	Total/NA
Calcium	42000	B	450	14	mg/Kg	1	☼	6010B	Total/NA
Cadmium	0.27		0.18	0.033	mg/Kg	1	☼	6010B	Total/NA
Cobalt	4.7		4.5	0.14	mg/Kg	1	☼	6010B	Total/NA
Chromium	8.8		0.45	0.18	mg/Kg	1	☼	6010B	Total/NA
Copper	13		2.3	0.67	mg/Kg	1	☼	6010B	Total/NA
Iron	12000		9.0	4.4	mg/Kg	1	☼	6010B	Total/NA
Potassium	1200	B	450	5.6	mg/Kg	1	☼	6010B	Total/NA
Magnesium	43000	B	450	4.6	mg/Kg	1	☼	6010B	Total/NA
Manganese	200	B	1.4	0.067	mg/Kg	1	☼	6010B	Total/NA
Sodium	130	J	450	60	mg/Kg	1	☼	6010B	Total/NA
Nickel	13		3.6	0.24	mg/Kg	1	☼	6010B	Total/NA
Vanadium	15		4.5	0.11	mg/Kg	1	☼	6010B	Total/NA
Zinc	39		1.8	0.90	mg/Kg	1	☼	6010B	Total/NA
Arsenic	6.6		0.90	0.27	mg/Kg	1	☼	6010B	Total/NA
Lead	6.5		0.27	0.17	mg/Kg	1	☼	6010B	Total/NA
Thallium	0.78	J	0.90	0.50	mg/Kg	1	☼	6010B	Total/NA

Client Sample ID: S-017324-112911-TP-123

Lab Sample ID: 240-6361-11

Analyte	Result	Qualifier	RL	MDL	Unit	Dil Fac	D	Method	Prep Type
Carbon disulfide	0.38	J	4.1	0.36	ug/Kg	1	☼	8260B	Total/NA
1,2-Dichloroethane	1.5	J	4.1	0.28	ug/Kg	1	☼	8260B	Total/NA
Toluene	0.99	J	4.1	0.22	ug/Kg	1	☼	8260B	Total/NA
Trichlorofluoromethane	0.34	J	4.1	0.28	ug/Kg	1	☼	8260B	Total/NA
2-Methylnaphthalene	150		86	42	ug/Kg	10	☼	8270C	Total/NA
Acenaphthene	450		86	42	ug/Kg	10	☼	8270C	Total/NA
Acenaphthylene	210		86	42	ug/Kg	10	☼	8270C	Total/NA
Acetophenone	350	J	1300	120	ug/Kg	10	☼	8270C	Total/NA
Anthracene	1200		86	42	ug/Kg	10	☼	8270C	Total/NA
Benzo[a]anthracene	3900		86	42	ug/Kg	10	☼	8270C	Total/NA
Benzo[a]pyrene	3100		86	42	ug/Kg	10	☼	8270C	Total/NA
Benzo[b]fluoranthene	4100		86	42	ug/Kg	10	☼	8270C	Total/NA
Benzo[g,h,i]perylene	2000		86	42	ug/Kg	10	☼	8270C	Total/NA
Benzo[k]fluoranthene	1400		86	42	ug/Kg	10	☼	8270C	Total/NA
Bis(2-ethylhexyl) phthalate	1300		640	240	ug/Kg	10	☼	8270C	Total/NA
Butyl benzyl phthalate	4800		640	130	ug/Kg	10	☼	8270C	Total/NA
Carbazole	630	J	640	350	ug/Kg	10	☼	8270C	Total/NA
Chrysene	3700		86	14	ug/Kg	10	☼	8270C	Total/NA
Dibenz(a,h)anthracene	510		86	42	ug/Kg	10	☼	8270C	Total/NA
Dibenzofuran	260	J	640	42	ug/Kg	10	☼	8270C	Total/NA
Fluoranthene	9600		86	42	ug/Kg	10	☼	8270C	Total/NA
Fluorene	490		86	42	ug/Kg	10	☼	8270C	Total/NA
Indeno[1,2,3-cd]pyrene	1600		86	42	ug/Kg	10	☼	8270C	Total/NA
Naphthalene	230		86	42	ug/Kg	10	☼	8270C	Total/NA
Phenanthrene	4300		86	42	ug/Kg	10	☼	8270C	Total/NA
Pyrene	7500		86	42	ug/Kg	10	☼	8270C	Total/NA
Aroclor-1254	320		210	110	ug/Kg	5	☼	8082	Total/NA
Aluminum	5900		24	11	mg/Kg	1	☼	6010B	Total/NA
Barium	180	B	24	0.084	mg/Kg	1	☼	6010B	Total/NA
Beryllium	0.055	J	0.59	0.051	mg/Kg	1	☼	6010B	Total/NA

Client Sample ID: S-017324-112911-TP-123 (Continued)

Lab Sample ID: 240-6361-11

Analyte	Result	Qualifier	RL	MDL	Unit	Dil Fac	D	Method	Prep Type
Calcium	55000	B	590	19	mg/Kg	1	☼	6010B	Total/NA
Cadmium	0.46		0.24	0.043	mg/Kg	1	☼	6010B	Total/NA
Cobalt	3.5	J	5.9	0.19	mg/Kg	1	☼	6010B	Total/NA
Chromium	27		0.59	0.24	mg/Kg	1	☼	6010B	Total/NA
Copper	13		3.0	0.88	mg/Kg	1	☼	6010B	Total/NA
Iron	9700		12	5.8	mg/Kg	1	☼	6010B	Total/NA
Potassium	510	J B	590	7.4	mg/Kg	1	☼	6010B	Total/NA
Magnesium	45000	B	590	6.0	mg/Kg	1	☼	6010B	Total/NA
Manganese	350	B	1.8	0.088	mg/Kg	1	☼	6010B	Total/NA
Sodium	150	J	590	78	mg/Kg	1	☼	6010B	Total/NA
Nickel	21		4.7	0.32	mg/Kg	1	☼	6010B	Total/NA
Vanadium	13		5.9	0.14	mg/Kg	1	☼	6010B	Total/NA
Zinc	150		2.4	1.2	mg/Kg	1	☼	6010B	Total/NA
Arsenic	6.0		1.2	0.36	mg/Kg	1	☼	6010B	Total/NA
Lead	250		0.36	0.23	mg/Kg	1	☼	6010B	Total/NA
Thallium	0.75	J	1.2	0.65	mg/Kg	1	☼	6010B	Total/NA
Mercury	0.034	J	0.095	0.014	mg/Kg	1	☼	7471A	Total/NA

Client Sample ID: S-017324-112911-TP-124

Lab Sample ID: 240-6361-12

Analyte	Result	Qualifier	RL	MDL	Unit	Dil Fac	D	Method	Prep Type
Acetone	14		8.8	2.8	ug/Kg	1	☼	8260B	Total/NA
1,1-Dichloroethane	0.31	J	2.2	0.16	ug/Kg	1	☼	8260B	Total/NA
1,2-Dichloroethane	0.73	J	2.2	0.15	ug/Kg	1	☼	8260B	Total/NA
Toluene	0.32	J	2.2	0.12	ug/Kg	1	☼	8260B	Total/NA
Benzo[a]pyrene	6.7	J	7.6	3.8	ug/Kg	1	☼	8270C	Total/NA
Benzo[b]fluoranthene	13		7.6	3.8	ug/Kg	1	☼	8270C	Total/NA
Benzo[k]fluoranthene	3.9	J	7.6	3.8	ug/Kg	1	☼	8270C	Total/NA
Fluoranthene	18		7.6	3.8	ug/Kg	1	☼	8270C	Total/NA
Phenanthrene	12		7.6	3.8	ug/Kg	1	☼	8270C	Total/NA
Pyrene	14		7.6	3.8	ug/Kg	1	☼	8270C	Total/NA
Aluminum	8800		21	10	mg/Kg	1	☼	6010B	Total/NA
Barium	92	B	21	0.075	mg/Kg	1	☼	6010B	Total/NA
Beryllium	0.38	J	0.53	0.045	mg/Kg	1	☼	6010B	Total/NA
Calcium	46000	B	530	17	mg/Kg	1	☼	6010B	Total/NA
Cadmium	0.25		0.21	0.038	mg/Kg	1	☼	6010B	Total/NA
Cobalt	7.3		5.3	0.17	mg/Kg	1	☼	6010B	Total/NA
Chromium	13		0.53	0.21	mg/Kg	1	☼	6010B	Total/NA
Copper	17		2.6	0.78	mg/Kg	1	☼	6010B	Total/NA
Iron	18000		11	5.2	mg/Kg	1	☼	6010B	Total/NA
Potassium	1100	B	530	6.5	mg/Kg	1	☼	6010B	Total/NA
Magnesium	31000	B	530	5.4	mg/Kg	1	☼	6010B	Total/NA
Manganese	600	B	1.6	0.078	mg/Kg	1	☼	6010B	Total/NA
Sodium	92	J	530	69	mg/Kg	1	☼	6010B	Total/NA
Nickel	18		4.2	0.28	mg/Kg	1	☼	6010B	Total/NA
Vanadium	21		5.3	0.13	mg/Kg	1	☼	6010B	Total/NA
Zinc	48		2.1	1.1	mg/Kg	1	☼	6010B	Total/NA
Arsenic	8.3		1.1	0.32	mg/Kg	1	☼	6010B	Total/NA
Lead	12		0.32	0.20	mg/Kg	1	☼	6010B	Total/NA
Thallium	0.93	J	1.1	0.58	mg/Kg	1	☼	6010B	Total/NA
Mercury	0.028	J	0.11	0.016	mg/Kg	1	☼	7471A	Total/NA

Client Sample ID: S-017324-112911-TP-125

Lab Sample ID: 240-6361-13

Client Sample ID: S-017324-112911-TP-125 (Continued)

Lab Sample ID: 240-6361-13

Analyte	Result	Qualifier	RL	MDL	Unit	Dil Fac	D	Method	Prep Type
1,1-Dichloroethane	7.0		2.1	0.15	ug/Kg	1	☼	8260B	Total/NA
1,2-Dichloroethane	0.59	J	2.1	0.15	ug/Kg	1	☼	8260B	Total/NA
Toluene	0.26	J	2.1	0.12	ug/Kg	1	☼	8260B	Total/NA
1,1,1-Trichloroethane	0.89	J	2.1	0.24	ug/Kg	1	☼	8260B	Total/NA
Aluminum	5400		20	9.7	mg/Kg	1	☼	6010B	Total/NA
Barium	59	B	20	0.072	mg/Kg	1	☼	6010B	Total/NA
Beryllium	0.22	J	0.51	0.044	mg/Kg	1	☼	6010B	Total/NA
Calcium	46000	B	510	16	mg/Kg	1	☼	6010B	Total/NA
Cadmium	0.30		0.20	0.036	mg/Kg	1	☼	6010B	Total/NA
Cobalt	6.0		5.1	0.16	mg/Kg	1	☼	6010B	Total/NA
Chromium	9.9		0.51	0.20	mg/Kg	1	☼	6010B	Total/NA
Copper	16		2.5	0.75	mg/Kg	1	☼	6010B	Total/NA
Iron	13000		10	5.0	mg/Kg	1	☼	6010B	Total/NA
Potassium	1200	B	510	6.3	mg/Kg	1	☼	6010B	Total/NA
Magnesium	38000	B	510	5.2	mg/Kg	1	☼	6010B	Total/NA
Manganese	260	B	1.5	0.075	mg/Kg	1	☼	6010B	Total/NA
Sodium	110	J	510	67	mg/Kg	1	☼	6010B	Total/NA
Nickel	17		4.1	0.27	mg/Kg	1	☼	6010B	Total/NA
Vanadium	15		5.1	0.12	mg/Kg	1	☼	6010B	Total/NA
Zinc	46		2.0	1.0	mg/Kg	1	☼	6010B	Total/NA
Arsenic	6.1		1.0	0.30	mg/Kg	1	☼	6010B	Total/NA
Lead	7.6		0.30	0.19	mg/Kg	1	☼	6010B	Total/NA
Thallium	0.71	J	1.0	0.56	mg/Kg	1	☼	6010B	Total/NA

Client Sample ID: S-017324-112911-TP-126

Lab Sample ID: 240-6361-14

Analyte	Result	Qualifier	RL	MDL	Unit	Dil Fac	D	Method	Prep Type
Acetone	17		11	3.4	ug/Kg	1	☼	8260B	Total/NA
1,1-Dichloroethane	2.6	J	2.7	0.19	ug/Kg	1	☼	8260B	Total/NA
1,2-Dichloroethane	0.64	J	2.7	0.18	ug/Kg	1	☼	8260B	Total/NA
Toluene	0.30	J	2.7	0.15	ug/Kg	1	☼	8260B	Total/NA
Trichloroethene	0.50	J	2.7	0.23	ug/Kg	1	☼	8260B	Total/NA
Vinyl chloride	0.26	J	2.7	0.21	ug/Kg	1	☼	8260B	Total/NA
Aluminum	13000		23	11	mg/Kg	1	☼	6010B	Total/NA
Barium	210	B	23	0.083	mg/Kg	1	☼	6010B	Total/NA
Beryllium	0.62		0.58	0.050	mg/Kg	1	☼	6010B	Total/NA
Calcium	21000	B	580	19	mg/Kg	1	☼	6010B	Total/NA
Cadmium	0.39		0.23	0.042	mg/Kg	1	☼	6010B	Total/NA
Cobalt	12		5.8	0.19	mg/Kg	1	☼	6010B	Total/NA
Chromium	19		0.58	0.23	mg/Kg	1	☼	6010B	Total/NA
Copper	28		2.9	0.86	mg/Kg	1	☼	6010B	Total/NA
Iron	30000		12	5.7	mg/Kg	1	☼	6010B	Total/NA
Potassium	1200	B	580	7.2	mg/Kg	1	☼	6010B	Total/NA
Magnesium	15000	B	580	6.0	mg/Kg	1	☼	6010B	Total/NA
Manganese	1200	B	1.8	0.086	mg/Kg	1	☼	6010B	Total/NA
Sodium	120	J	580	77	mg/Kg	1	☼	6010B	Total/NA
Nickel	38		4.7	0.32	mg/Kg	1	☼	6010B	Total/NA
Vanadium	30		5.8	0.14	mg/Kg	1	☼	6010B	Total/NA
Zinc	63		2.3	1.2	mg/Kg	1	☼	6010B	Total/NA
Arsenic	13		1.2	0.35	mg/Kg	1	☼	6010B	Total/NA
Lead	14		0.35	0.22	mg/Kg	1	☼	6010B	Total/NA
Thallium	1.7		1.2	0.64	mg/Kg	1	☼	6010B	Total/NA
Mercury	0.022	J	0.093	0.014	mg/Kg	1	☼	7471A	Total/NA

Client Sample ID: S-017324-112911-TP-127 — Lab Sample ID: 240-6361-15

Analyte	Result	Qualifier	RL	MDL	Unit	Dil Fac	D	Method	Prep Type
1,1-Dichloroethane	7.6		2.0	0.15	ug/Kg	1	☼	8260B	Total/NA
1,2-Dichloroethane	0.44	J	2.0	0.14	ug/Kg	1	☼	8260B	Total/NA
1,1-Dichloroethene	0.55	J	2.0	0.21	ug/Kg	1	☼	8260B	Total/NA
Toluene	0.22	J	2.0	0.11	ug/Kg	1	☼	8260B	Total/NA
Trichloroethene	0.60	J	2.0	0.17	ug/Kg	1	☼	8260B	Total/NA
1,1,1-Trichloroethane	13		2.0	0.23	ug/Kg	1	☼	8260B	Total/NA
cis-1,2-Dichloroethene	1.0	J	2.0	0.15	ug/Kg	1	☼	8260B	Total/NA
Aluminum	4900		21	9.9	mg/Kg	1	☼	6010B	Total/NA
Barium	66	B	21	0.073	mg/Kg	1	☼	6010B	Total/NA
Beryllium	0.18	J	0.52	0.044	mg/Kg	1	☼	6010B	Total/NA
Calcium	48000	B	520	16	mg/Kg	1	☼	6010B	Total/NA
Cadmium	0.27		0.21	0.037	mg/Kg	1	☼	6010B	Total/NA
Cobalt	6.3		5.2	0.16	mg/Kg	1	☼	6010B	Total/NA
Chromium	8.6		0.52	0.21	mg/Kg	1	☼	6010B	Total/NA
Copper	14		2.6	0.76	mg/Kg	1	☼	6010B	Total/NA
Iron	13000		10	5.1	mg/Kg	1	☼	6010B	Total/NA
Potassium	1000	B	520	6.4	mg/Kg	1	☼	6010B	Total/NA
Magnesium	44000	B	520	5.3	mg/Kg	1	☼	6010B	Total/NA
Manganese	310	B	1.5	0.076	mg/Kg	1	☼	6010B	Total/NA
Sodium	110	J	520	68	mg/Kg	1	☼	6010B	Total/NA
Nickel	16		4.1	0.28	mg/Kg	1	☼	6010B	Total/NA
Vanadium	13		5.2	0.12	mg/Kg	1	☼	6010B	Total/NA
Zinc	40		2.1	1.0	mg/Kg	1	☼	6010B	Total/NA
Arsenic	6.1		1.0	0.31	mg/Kg	1	☼	6010B	Total/NA
Lead	7.0		0.31	0.20	mg/Kg	1	☼	6010B	Total/NA

Client Sample ID: S-017324-112911-TP-128 — Lab Sample ID: 240-6361-16

Analyte	Result	Qualifier	RL	MDL	Unit	Dil Fac	D	Method	Prep Type
Acetone	120	J B	470	80	ug/Kg	1	☼	8260B	Total/NA
Carbon disulfide	21	J	120	5.7	ug/Kg	1	☼	8260B	Total/NA
1,1-Dichloroethane	600		120	8.0	ug/Kg	1	☼	8260B	Total/NA
1,1-Dichloroethene	59	J	120	8.5	ug/Kg	1	☼	8260B	Total/NA
Ethylbenzene	14	J B	120	2.5	ug/Kg	1	☼	8260B	Total/NA
Methylene Chloride	54	J B	120	36	ug/Kg	1	☼	8260B	Total/NA
Tetrachloroethene	270		120	5.7	ug/Kg	1	☼	8260B	Total/NA
Toluene	11	J	120	8.0	ug/Kg	1	☼	8260B	Total/NA
Trichloroethene	120		120	4.6	ug/Kg	1	☼	8260B	Total/NA
Xylenes, Total	60	J B	240	3.8	ug/Kg	1	☼	8260B	Total/NA
1,1,1-Trichloroethane	2600		120	9.9	ug/Kg	1	☼	8260B	Total/NA
cis-1,2-Dichloroethene	320		120	3.3	ug/Kg	1	☼	8260B	Total/NA
trans-1,2-Dichloroethene	14	J	120	4.3	ug/Kg	1	☼	8260B	Total/NA
Methyl acetate	37	J	240	12	ug/Kg	1	☼	8260B	Total/NA
Aluminum	1300		18	8.7	mg/Kg	1	☼	6010B	Total/NA
Barium	15	J B	18	0.064	mg/Kg	1	☼	6010B	Total/NA
Beryllium	0.049	J	0.45	0.039	mg/Kg	1	☼	6010B	Total/NA
Calcium	43000	B	450	14	mg/Kg	1	☼	6010B	Total/NA
Cadmium	0.21		0.18	0.033	mg/Kg	1	☼	6010B	Total/NA
Cobalt	2.0	J	4.5	0.14	mg/Kg	1	☼	6010B	Total/NA
Chromium	4.4		0.45	0.18	mg/Kg	1	☼	6010B	Total/NA
Copper	9.1		2.3	0.67	mg/Kg	1	☼	6010B	Total/NA
Iron	5600		9.0	4.4	mg/Kg	1	☼	6010B	Total/NA
Potassium	310	J B	450	5.6	mg/Kg	1	☼	6010B	Total/NA
Magnesium	49000	B	450	4.6	mg/Kg	1	☼	6010B	Total/NA

Client Sample ID: S-017324-112911-TP-128 (Continued) — Lab Sample ID: 240-6361-16

Analyte	Result	Qualifier	RL	MDL	Unit	Dil Fac	D	Method	Prep Type
Manganese	290	B	1.4	0.067	mg/Kg	1	☼	6010B	Total/NA
Sodium	100	J	450	60	mg/Kg	1	☼	6010B	Total/NA
Nickel	6.4		3.6	0.24	mg/Kg	1	☼	6010B	Total/NA
Vanadium	6.4		4.5	0.11	mg/Kg	1	☼	6010B	Total/NA
Zinc	29		1.8	0.90	mg/Kg	1	☼	6010B	Total/NA
Arsenic	4.4		0.90	0.27	mg/Kg	1	☼	6010B	Total/NA
Lead	6.2		0.27	0.17	mg/Kg	1	☼	6010B	Total/NA
Thallium	0.87	J	0.90	0.50	mg/Kg	1	☼	6010B	Total/NA

Client Sample ID: S-017324-112911-TP-129 — Lab Sample ID: 240-6361-17

Analyte	Result	Qualifier	RL	MDL	Unit	Dil Fac	D	Method	Prep Type
Acetone	2100	J B	9400	1600	ug/Kg	33.333	☼	8260B	Total/NA
1,1-Dichloroethane	35000		2400	160	ug/Kg	33.333	☼	8260B	Total/NA
Methylene Chloride	930	J B	2400	730	ug/Kg	33.333	☼	8260B	Total/NA
1,1,1-Trichloroethane	350	J	2400	200	ug/Kg	33.333	☼	8260B	Total/NA
Phenanthrene	26	J	30	15	ug/Kg	4	☼	8270C	Total/NA
Aluminum	3900		19	9.1	mg/Kg	1	☼	6010B	Total/NA
Barium	26	B	19	0.067	mg/Kg	1	☼	6010B	Total/NA
Beryllium	0.15	J	0.47	0.041	mg/Kg	1	☼	6010B	Total/NA
Calcium	44000	B	470	15	mg/Kg	1	☼	6010B	Total/NA
Cadmium	0.28		0.19	0.034	mg/Kg	1	☼	6010B	Total/NA
Cobalt	4.8		4.7	0.15	mg/Kg	1	☼	6010B	Total/NA
Chromium	7.6		0.47	0.19	mg/Kg	1	☼	6010B	Total/NA
Copper	13		2.4	0.70	mg/Kg	1	☼	6010B	Total/NA
Iron	11000		9.4	4.6	mg/Kg	1	☼	6010B	Total/NA
Potassium	960	B	470	5.9	mg/Kg	1	☼	6010B	Total/NA
Magnesium	43000	B	470	4.8	mg/Kg	1	☼	6010B	Total/NA
Manganese	250	B	1.4	0.070	mg/Kg	1	☼	6010B	Total/NA
Sodium	170	J	470	62	mg/Kg	1	☼	6010B	Total/NA
Nickel	14		3.8	0.26	mg/Kg	1	☼	6010B	Total/NA
Vanadium	12		4.7	0.11	mg/Kg	1	☼	6010B	Total/NA
Zinc	38		1.9	0.94	mg/Kg	1	☼	6010B	Total/NA
Arsenic	4.6		0.94	0.28	mg/Kg	1	☼	6010B	Total/NA
Lead	5.7		0.28	0.18	mg/Kg	1	☼	6010B	Total/NA
Thallium	0.72	J	0.94	0.52	mg/Kg	1	☼	6010B	Total/NA
Mercury	0.015	J	0.082	0.012	mg/Kg	1	☼	7471A	Total/NA

Client Sample ID: S-017324-112911-TP-130 — Lab Sample ID: 240-6361-18

Analyte	Result	Qualifier	RL	MDL	Unit	Dil Fac	D	Method	Prep Type
Acetone	110	J B	500	86	ug/Kg	1	☼	8260B	Total/NA
2-Butanone (MEK)	39	J	500	22	ug/Kg	1	☼	8260B	Total/NA
Carbon disulfide	24	J	130	6.1	ug/Kg	1	☼	8260B	Total/NA
Chloroethane	56	J	130	31	ug/Kg	1	☼	8260B	Total/NA
1,1-Dichloroethane	1400		130	8.6	ug/Kg	1	☼	8260B	Total/NA
1,1-Dichloroethene	40	J	130	9.1	ug/Kg	1	☼	8260B	Total/NA
Tetrachloroethene	70	J	130	6.1	ug/Kg	1	☼	8260B	Total/NA
Trichloroethene	5.8	J	130	4.9	ug/Kg	1	☼	8260B	Total/NA
Xylenes, Total	4.1	J B	250	4.1	ug/Kg	1	☼	8260B	Total/NA
1,1,1-Trichloroethane	55	J	130	11	ug/Kg	1	☼	8260B	Total/NA
Methyl acetate	80	J	250	13	ug/Kg	1	☼	8260B	Total/NA
Methylcyclohexane	6.7	J	250	6.1	ug/Kg	1	☼	8260B	Total/NA
2-Methylnaphthalene	11		7.5	3.7	ug/Kg	1	☼	8270C	Total/NA

Client Sample ID: S-017324-112911-TP-130 (Continued)

Lab Sample ID: 240-6361-18

Analyte	Result	Qualifier	RL	MDL	Unit	Dil Fac	D	Method	Prep Type
Benzo[a]anthracene	13		7.5	3.7	ug/Kg	1	☼	8270C	Total/NA
Benzo[a]pyrene	12		7.5	3.7	ug/Kg	1	☼	8270C	Total/NA
Benzo[b]fluoranthene	22		7.5	3.7	ug/Kg	1	☼	8270C	Total/NA
Benzo[g,h,i]perylene	17		7.5	3.7	ug/Kg	1	☼	8270C	Total/NA
Benzo[k]fluoranthene	8.7		7.5	3.7	ug/Kg	1	☼	8270C	Total/NA
Bis(2-ethylhexyl) phthalate	27	J	57	21	ug/Kg	1	☼	8270C	Total/NA
Chrysene	20		7.5	1.2	ug/Kg	1	☼	8270C	Total/NA
Dibenzofuran	4.9	J	57	3.7	ug/Kg	1	☼	8270C	Total/NA
Fluoranthene	31		7.5	3.7	ug/Kg	1	☼	8270C	Total/NA
Indeno[1,2,3-cd]pyrene	11		7.5	3.7	ug/Kg	1	☼	8270C	Total/NA
Naphthalene	7.8		7.5	3.7	ug/Kg	1	☼	8270C	Total/NA
Phenanthrene	29		7.5	3.7	ug/Kg	1	☼	8270C	Total/NA
Pyrene	24		7.5	3.7	ug/Kg	1	☼	8270C	Total/NA
Aluminum	8400		21	10	mg/Kg	1	☼	6010B	Total/NA
Barium	81	B	21	0.074	mg/Kg	1	☼	6010B	Total/NA
Beryllium	0.35	J	0.52	0.045	mg/Kg	1	☼	6010B	Total/NA
Calcium	46000	B	520	17	mg/Kg	1	☼	6010B	Total/NA
Cadmium	0.32		0.21	0.038	mg/Kg	1	☼	6010B	Total/NA
Cobalt	7.0		5.2	0.17	mg/Kg	1	☼	6010B	Total/NA
Chromium	12		0.52	0.21	mg/Kg	1	☼	6010B	Total/NA
Copper	17		2.6	0.77	mg/Kg	1	☼	6010B	Total/NA
Iron	16000		10	5.1	mg/Kg	1	☼	6010B	Total/NA
Potassium	950	B	520	6.5	mg/Kg	1	☼	6010B	Total/NA
Magnesium	26000	B	520	5.3	mg/Kg	1	☼	6010B	Total/NA
Manganese	310	B	1.6	0.077	mg/Kg	1	☼	6010B	Total/NA
Sodium	130	J	520	69	mg/Kg	1	☼	6010B	Total/NA
Nickel	17		4.2	0.28	mg/Kg	1	☼	6010B	Total/NA
Vanadium	21		5.2	0.13	mg/Kg	1	☼	6010B	Total/NA
Zinc	56		2.1	1.0	mg/Kg	1	☼	6010B	Total/NA
Arsenic	6.7		1.0	0.31	mg/Kg	1	☼	6010B	Total/NA
Lead	26		0.31	0.20	mg/Kg	1	☼	6010B	Total/NA
Mercury	0.017	J	0.084	0.013	mg/Kg	1	☼	7471A	Total/NA

Client Sample ID: S-017324-112911-TP-131

Lab Sample ID: 240-6361-19

Analyte	Result	Qualifier	RL	MDL	Unit	Dil Fac	D	Method	Prep Type
Acetone	100	J B	480	81	ug/Kg	1	☼	8260B	Total/NA
Chloroethane	92	J	120	29	ug/Kg	1	☼	8260B	Total/NA
1,1-Dichloroethane	720		120	8.1	ug/Kg	1	☼	8260B	Total/NA
1,1-Dichloroethene	40	J	120	8.6	ug/Kg	1	☼	8260B	Total/NA
Methylene Chloride	71	J B	120	37	ug/Kg	1	☼	8260B	Total/NA
Tetrachloroethene	14	J	120	5.7	ug/Kg	1	☼	8260B	Total/NA
Trichloroethene	6.2	J	120	4.6	ug/Kg	1	☼	8260B	Total/NA
Methyl acetate	22	J	240	12	ug/Kg	1	☼	8260B	Total/NA
Benzo[a]pyrene	8.0		7.8	3.9	ug/Kg	1	☼	8270C	Total/NA
Benzo[b]fluoranthene	15		7.8	3.9	ug/Kg	1	☼	8270C	Total/NA
Benzo[g,h,i]perylene	7.9		7.8	3.9	ug/Kg	1	☼	8270C	Total/NA
Benzo[k]fluoranthene	6.4	J	7.8	3.9	ug/Kg	1	☼	8270C	Total/NA
Fluoranthene	16		7.8	3.9	ug/Kg	1	☼	8270C	Total/NA
Indeno[1,2,3-cd]pyrene	7.3	J	7.8	3.9	ug/Kg	1	☼	8270C	Total/NA
Phenanthrene	11		7.8	3.9	ug/Kg	1	☼	8270C	Total/NA
Pyrene	13		7.8	3.9	ug/Kg	1	☼	8270C	Total/NA
Aluminum	7000		23	11	mg/Kg	1	☼	6010B	Total/NA
Antimony	0.76	J	1.1	0.44	mg/Kg	1	☼	6010B	Total/NA

Client Sample ID: S-017324-112911-TP-131 (Continued) — Lab Sample ID: 240-6361-19

Analyte	Result	Qualifier	RL	MDL	Unit	Dil Fac	D	Method	Prep Type
Barium	82	B	23	0.080	mg/Kg	1	☼	6010B	Total/NA
Beryllium	0.28	J	0.56	0.049	mg/Kg	1	☼	6010B	Total/NA
Calcium	50000	B	560	18	mg/Kg	1	☼	6010B	Total/NA
Cadmium	0.24		0.23	0.041	mg/Kg	1	☼	6010B	Total/NA
Cobalt	7.3		5.6	0.18	mg/Kg	1	☼	6010B	Total/NA
Chromium	11		0.56	0.23	mg/Kg	1	☼	6010B	Total/NA
Copper	16		2.8	0.84	mg/Kg	1	☼	6010B	Total/NA
Iron	16000		11	5.5	mg/Kg	1	☼	6010B	Total/NA
Potassium	870	B	560	7.0	mg/Kg	1	☼	6010B	Total/NA
Magnesium	32000	B	560	5.8	mg/Kg	1	☼	6010B	Total/NA
Manganese	360	B	1.7	0.084	mg/Kg	1	☼	6010B	Total/NA
Sodium	76	J	560	75	mg/Kg	1	☼	6010B	Total/NA
Nickel	18		4.5	0.30	mg/Kg	1	☼	6010B	Total/NA
Vanadium	19		5.6	0.14	mg/Kg	1	☼	6010B	Total/NA
Zinc	52		2.3	1.1	mg/Kg	1	☼	6010B	Total/NA
Arsenic	7.9		1.1	0.34	mg/Kg	1	☼	6010B	Total/NA
Lead	14		0.34	0.21	mg/Kg	1	☼	6010B	Total/NA
Thallium	1.0	J	1.1	0.62	mg/Kg	1	☼	6010B	Total/NA
Mercury	0.019	J	0.082	0.012	mg/Kg	1	☼	7471A	Total/NA

Client Sample ID: S-017324-112911-TP-132 — Lab Sample ID: 240-6361-20

Analyte	Result	Qualifier	RL	MDL	Unit	Dil Fac	D	Method	Prep Type
1,2-Dichloroethane	0.66	J	2.3	0.16	ug/Kg	1	☼	8260B	Total/NA
Toluene	0.30	J	2.3	0.12	ug/Kg	1	☼	8260B	Total/NA
Benzo[b]fluoranthene	11		7.7	3.8	ug/Kg	1	☼	8270C	Total/NA
Benzo[g,h,i]perylene	7.9		7.7	3.8	ug/Kg	1	☼	8270C	Total/NA
Fluoranthene	7.7		7.7	3.8	ug/Kg	1	☼	8270C	Total/NA
Pyrene	8.9		7.7	3.8	ug/Kg	1	☼	8270C	Total/NA
Aroclor-1248	26	J	38	20	ug/Kg	1	☼	8082	Total/NA
Aluminum	8300		22	10	mg/Kg	1	☼	6010B	Total/NA
Barium	67	B	22	0.077	mg/Kg	1	☼	6010B	Total/NA
Beryllium	0.30	J	0.54	0.047	mg/Kg	1	☼	6010B	Total/NA
Calcium	2200	B	540	17	mg/Kg	1	☼	6010B	Total/NA
Cadmium	0.18	J	0.22	0.039	mg/Kg	1	☼	6010B	Total/NA
Cobalt	6.0		5.4	0.17	mg/Kg	1	☼	6010B	Total/NA
Chromium	11		0.54	0.22	mg/Kg	1	☼	6010B	Total/NA
Copper	8.4		2.7	0.80	mg/Kg	1	☼	6010B	Total/NA
Iron	13000		11	5.3	mg/Kg	1	☼	6010B	Total/NA
Potassium	640	B	540	6.7	mg/Kg	1	☼	6010B	Total/NA
Magnesium	1800	B	540	5.5	mg/Kg	1	☼	6010B	Total/NA
Manganese	320	B	1.6	0.080	mg/Kg	1	☼	6010B	Total/NA
Nickel	9.0		4.4	0.29	mg/Kg	1	☼	6010B	Total/NA
Vanadium	21		5.4	0.13	mg/Kg	1	☼	6010B	Total/NA
Zinc	37		2.2	1.1	mg/Kg	1	☼	6010B	Total/NA
Arsenic	4.6		1.1	0.33	mg/Kg	1	☼	6010B	Total/NA
Lead	14		0.33	0.21	mg/Kg	1	☼	6010B	Total/NA

Client Sample ID: S-017324-112911-TP-133 — Lab Sample ID: 240-6361-21

Analyte	Result	Qualifier	RL	MDL	Unit	Dil Fac	D	Method	Prep Type
1,2-Dichloroethane	0.60	J	2.9	0.20	ug/Kg	1	☼	8260B	Total/NA
Toluene	0.26	J	2.9	0.16	ug/Kg	1	☼	8260B	Total/NA
Bis(2-ethylhexyl) phthalate	36	J	67	26	ug/Kg	1	☼	8270C	Total/NA

Client Sample ID: S-017324-112911-TP-133 (Continued)

Lab Sample ID: 240-6361-21

Analyte	Result	Qualifier	RL	MDL	Unit	Dil Fac	D	Method	Prep Type
Aluminum	11000		26	13	mg/Kg	1	☼	6010B	Total/NA
Antimony	0.79	J	1.3	0.51	mg/Kg	1	☼	6010B	Total/NA
Barium	94	B	26	0.093	mg/Kg	1	☼	6010B	Total/NA
Beryllium	0.47	J	0.66	0.057	mg/Kg	1	☼	6010B	Total/NA
Calcium	39000	B	660	21	mg/Kg	1	☼	6010B	Total/NA
Cadmium	0.37		0.26	0.047	mg/Kg	1	☼	6010B	Total/NA
Cobalt	10		6.6	0.21	mg/Kg	1	☼	6010B	Total/NA
Chromium	17		0.66	0.26	mg/Kg	1	☼	6010B	Total/NA
Copper	27		3.3	0.97	mg/Kg	1	☼	6010B	Total/NA
Iron	24000		13	6.4	mg/Kg	1	☼	6010B	Total/NA
Potassium	1300	B	660	8.2	mg/Kg	1	☼	6010B	Total/NA
Magnesium	23000	B	660	6.7	mg/Kg	1	☼	6010B	Total/NA
Manganese	860	B	2.0	0.097	mg/Kg	1	☼	6010B	Total/NA
Nickel	29		5.3	0.36	mg/Kg	1	☼	6010B	Total/NA
Vanadium	27		6.6	0.16	mg/Kg	1	☼	6010B	Total/NA
Zinc	64		2.6	1.3	mg/Kg	1	☼	6010B	Total/NA
Arsenic	7.8		1.3	0.39	mg/Kg	1	☼	6010B	Total/NA
Lead	12		0.39	0.25	mg/Kg	1	☼	6010B	Total/NA
Thallium	1.8		1.3	0.72	mg/Kg	1	☼	6010B	Total/NA

Client Sample ID: S-017324-112911-TP-134

Lab Sample ID: 240-6361-22

Analyte	Result	Qualifier	RL	MDL	Unit	Dil Fac	D	Method	Prep Type
1,1-Dichloroethane	2.1	J	2.3	0.17	ug/Kg	1	☼	8260B	Total/NA
1,2-Dichloroethane	0.52	J	2.3	0.16	ug/Kg	1	☼	8260B	Total/NA
Tetrachloroethene	1.8	J	2.3	0.24	ug/Kg	1	☼	8260B	Total/NA
Toluene	0.34	J	2.3	0.12	ug/Kg	1	☼	8260B	Total/NA
Trichloroethene	0.30	J	2.3	0.19	ug/Kg	1	☼	8260B	Total/NA
1,1,1-Trichloroethane	1.5	J	2.3	0.26	ug/Kg	1	☼	8260B	Total/NA
Bis(2-ethylhexyl) phthalate	40	J	55	21	ug/Kg	1	☼	8270C	Total/NA
Aluminum	2900		20	9.7	mg/Kg	1	☼	6010B	Total/NA
Barium	16	J B	20	0.072	mg/Kg	1	☼	6010B	Total/NA
Beryllium	0.070	J	0.50	0.043	mg/Kg	1	☼	6010B	Total/NA
Calcium	46000	B	500	16	mg/Kg	1	☼	6010B	Total/NA
Cadmium	0.19	J	0.20	0.036	mg/Kg	1	☼	6010B	Total/NA
Cobalt	3.2	J	5.0	0.16	mg/Kg	1	☼	6010B	Total/NA
Chromium	6.2		0.50	0.20	mg/Kg	1	☼	6010B	Total/NA
Copper	11		2.5	0.75	mg/Kg	1	☼	6010B	Total/NA
Iron	8400		10	4.9	mg/Kg	1	☼	6010B	Total/NA
Potassium	550	B	500	6.3	mg/Kg	1	☼	6010B	Total/NA
Magnesium	33000	B	500	5.1	mg/Kg	1	☼	6010B	Total/NA
Manganese	320	B	1.5	0.075	mg/Kg	1	☼	6010B	Total/NA
Nickel	9.7		4.0	0.27	mg/Kg	1	☼	6010B	Total/NA
Vanadium	11		5.0	0.12	mg/Kg	1	☼	6010B	Total/NA
Zinc	33		2.0	1.0	mg/Kg	1	☼	6010B	Total/NA
Arsenic	4.7		1.0	0.30	mg/Kg	1	☼	6010B	Total/NA
Lead	5.6		0.30	0.19	mg/Kg	1	☼	6010B	Total/NA

Client Sample ID: S-017324-112911-TP-135

Lab Sample ID: 240-6361-23

Analyte	Result	Qualifier	RL	MDL	Unit	Dil Fac	D	Method	Prep Type
Acetone	27		11	3.4	ug/Kg	1	☼	8260B	Total/NA
Carbon disulfide	0.29	J	2.7	0.24	ug/Kg	1	☼	8260B	Total/NA
Chloroethane	1.5	J	2.7	0.46	ug/Kg	1	☼	8260B	Total/NA

Client Sample ID: S-017324-112911-TP-135 (Continued)

Lab Sample ID: 240-6361-23

Analyte	Result	Qualifier	RL	MDL	Unit	Dil Fac	D	Method	Prep Type
1,1-Dichloroethane	2.1	J	2.7	0.19	ug/Kg	1	☼	8260B	Total/NA
1,2-Dichloroethane	0.27	J	2.7	0.18	ug/Kg	1	☼	8260B	Total/NA
Ethylbenzene	5.0		2.7	0.14	ug/Kg	1	☼	8260B	Total/NA
Tetrachloroethene	2.5	J	2.7	0.28	ug/Kg	1	☼	8260B	Total/NA
Toluene	11		2.7	0.15	ug/Kg	1	☼	8260B	Total/NA
Trichloroethene	1.0	J	2.7	0.23	ug/Kg	1	☼	8260B	Total/NA
Xylenes, Total	25		5.4	0.36	ug/Kg	1	☼	8260B	Total/NA
Cyclohexane	3.6	J	5.4	0.18	ug/Kg	1	☼	8260B	Total/NA
cis-1,2-Dichloroethene	1.5	J	2.7	0.19	ug/Kg	1	☼	8260B	Total/NA
Isopropylbenzene	2.4	J	2.7	0.086	ug/Kg	1	☼	8260B	Total/NA
Methylcyclohexane	6.5		5.4	0.17	ug/Kg	1	☼	8260B	Total/NA
Phenanthrene	370	J	410	200	ug/Kg	50	☼	8270C	Total/NA
Aluminum	7000		23	11	mg/Kg	1	☼	6010B	Total/NA
Barium	63	B	23	0.080	mg/Kg	1	☼	6010B	Total/NA
Beryllium	0.25	J	0.56	0.049	mg/Kg	1	☼	6010B	Total/NA
Calcium	48000	B	560	18	mg/Kg	1	☼	6010B	Total/NA
Cadmium	0.32		0.23	0.041	mg/Kg	1	☼	6010B	Total/NA
Cobalt	7.2		5.6	0.18	mg/Kg	1	☼	6010B	Total/NA
Chromium	13		0.56	0.23	mg/Kg	1	☼	6010B	Total/NA
Copper	17		2.8	0.84	mg/Kg	1	☼	6010B	Total/NA
Iron	16000		11	5.5	mg/Kg	1	☼	6010B	Total/NA
Potassium	1000	B	560	7.0	mg/Kg	1	☼	6010B	Total/NA
Magnesium	33000	B	560	5.8	mg/Kg	1	☼	6010B	Total/NA
Manganese	290	B	1.7	0.084	mg/Kg	1	☼	6010B	Total/NA
Nickel	20		4.5	0.30	mg/Kg	1	☼	6010B	Total/NA
Vanadium	21		5.6	0.14	mg/Kg	1	☼	6010B	Total/NA
Zinc	56		2.3	1.1	mg/Kg	1	☼	6010B	Total/NA
Arsenic	7.1		1.1	0.34	mg/Kg	1	☼	6010B	Total/NA
Lead	8.5		0.34	0.21	mg/Kg	1	☼	6010B	Total/NA
Thallium	1.3		1.1	0.62	mg/Kg	1	☼	6010B	Total/NA

Client Sample ID: S-017324-112911-TP-136

Lab Sample ID: 240-6361-24

Analyte	Result	Qualifier	RL	MDL	Unit	Dil Fac	D	Method	Prep Type
Acetone	11		9.3	2.9	ug/Kg	1	☼	8260B	Total/NA
1,1-Dichloroethane	1.3	J	2.3	0.17	ug/Kg	1	☼	8260B	Total/NA
1,2-Dichloroethane	0.36	J	2.3	0.16	ug/Kg	1	☼	8260B	Total/NA
Tetrachloroethene	2.3		2.3	0.24	ug/Kg	1	☼	8260B	Total/NA
Toluene	0.28	J	2.3	0.13	ug/Kg	1	☼	8260B	Total/NA
Trichloroethene	1.3	J	2.3	0.20	ug/Kg	1	☼	8260B	Total/NA
2-Methylnaphthalene	7.2	J	7.5	3.7	ug/Kg	1	☼	8270C	Total/NA
Benzo[g,h,i]perylene	13		7.5	3.7	ug/Kg	1	☼	8270C	Total/NA
Bis(2-ethylhexyl) phthalate	31	J	56	21	ug/Kg	1	☼	8270C	Total/NA
Pyrene	12		7.5	3.7	ug/Kg	1	☼	8270C	Total/NA
Aluminum	6400		17	8.3	mg/Kg	1	☼	6010B	Total/NA
Barium	52	B	17	0.061	mg/Kg	1	☼	6010B	Total/NA
Beryllium	0.27	J	0.43	0.037	mg/Kg	1	☼	6010B	Total/NA
Calcium	39000	B	430	14	mg/Kg	1	☼	6010B	Total/NA
Cadmium	0.14	J	0.17	0.031	mg/Kg	1	☼	6010B	Total/NA
Cobalt	6.4		4.3	0.14	mg/Kg	1	☼	6010B	Total/NA
Chromium	11		0.43	0.17	mg/Kg	1	☼	6010B	Total/NA
Copper	13		2.2	0.64	mg/Kg	1	☼	6010B	Total/NA
Iron	13000		8.6	4.2	mg/Kg	1	☼	6010B	Total/NA
Potassium	1600	B	430	5.3	mg/Kg	1	☼	6010B	Total/NA

Client Sample ID: S-017324-112911-TP-136 (Continued) **Lab Sample ID: 240-6361-24**

Analyte	Result	Qualifier	RL	MDL	Unit	Dil Fac	D	Method	Prep Type
Magnesium	35000	B	430	4.4	mg/Kg	1	☼	6010B	Total/NA
Manganese	270	B	1.3	0.064	mg/Kg	1	☼	6010B	Total/NA
Sodium	100	J	430	57	mg/Kg	1	☼	6010B	Total/NA
Nickel	17		3.4	0.23	mg/Kg	1	☼	6010B	Total/NA
Vanadium	15		4.3	0.10	mg/Kg	1	☼	6010B	Total/NA
Zinc	38		1.7	0.86	mg/Kg	1	☼	6010B	Total/NA
Arsenic	4.5		0.86	0.26	mg/Kg	1	☼	6010B	Total/NA
Lead	6.6		0.26	0.16	mg/Kg	1	☼	6010B	Total/NA
Mercury	0.019	J	0.087	0.013	mg/Kg	1	☼	7471A	Total/NA

Client: Conestoga-Rovers & Associates, Inc.
Project/Site: 17324-T07, RACER Former MTM

TestAmerica Job ID: 240-6361-1

Client Sample ID: S-017324-112911-TP-113
Date Collected: 11/29/11 08:10
Date Received: 11/30/11 16:31

Lab Sample ID: 240-6361-1
Matrix: Solid
Percent Solids: 82.7

Method: 8260B - Volatile Organic Compounds (GC/MS)

Analyte	Result	Qualifier	RL	MDL	Unit	D	Prepared	Analyzed	Dil Fac
Acetone	9.5	U	9.5	3.0	ug/Kg	☼	11/30/11 19:30	12/06/11 17:09	1
Benzene	2.4	U	2.4	0.11	ug/Kg	☼	11/30/11 19:30	12/06/11 17:09	1
Dichlorobromomethane	2.4	U	2.4	0.13	ug/Kg	☼	11/30/11 19:30	12/06/11 17:09	1
Bromoform	2.4	U	2.4	0.16	ug/Kg	☼	11/30/11 19:30	12/06/11 17:09	1
Bromomethane	2.4	U	2.4	0.26	ug/Kg	☼	11/30/11 19:30	12/06/11 17:09	1
2-Butanone (MEK)	9.5	U	9.5	0.67	ug/Kg	☼	11/30/11 19:30	12/06/11 17:09	1
Carbon disulfide	2.4	U	2.4	0.21	ug/Kg	☼	11/30/11 19:30	12/06/11 17:09	1
Carbon tetrachloride	2.4	U	2.4	0.18	ug/Kg	☼	11/30/11 19:30	12/06/11 17:09	1
Chlorobenzene	2.4	U	2.4	0.16	ug/Kg	☼	11/30/11 19:30	12/06/11 17:09	1
Chloroethane	2.4	U	2.4	0.41	ug/Kg	☼	11/30/11 19:30	12/06/11 17:09	1
Chloroform	2.4	U	2.4	0.14	ug/Kg	☼	11/30/11 19:30	12/06/11 17:09	1
Chloromethane	2.4	U	2.4	0.19	ug/Kg	☼	11/30/11 19:30	12/06/11 17:09	1
1,1-Dichloroethane	2.4	U	2.4	0.17	ug/Kg	☼	11/30/11 19:30	12/06/11 17:09	1
1,2-Dichloroethane	**1.2**	**J**	2.4	0.16	ug/Kg	☼	11/30/11 19:30	12/06/11 17:09	1
1,1-Dichloroethene	2.4	U	2.4	0.25	ug/Kg	☼	11/30/11 19:30	12/06/11 17:09	1
1,2-Dichloropropane	2.4	U	2.4	0.33	ug/Kg	☼	11/30/11 19:30	12/06/11 17:09	1
cis-1,3-Dichloropropene	2.4	U	2.4	0.16	ug/Kg	☼	11/30/11 19:30	12/06/11 17:09	1
trans-1,3-Dichloropropene	2.4	U	2.4	0.26	ug/Kg	☼	11/30/11 19:30	12/06/11 17:09	1
Ethylbenzene	2.4	U	2.4	0.12	ug/Kg	☼	11/30/11 19:30	12/06/11 17:09	1
2-Hexanone	9.5	U	9.5	0.30	ug/Kg	☼	11/30/11 19:30	12/06/11 17:09	1
Methylene Chloride	2.4	U	2.4	0.32	ug/Kg	☼	11/30/11 19:30	12/06/11 17:09	1
4-Methyl-2-pentanone (MIBK)	9.5	U	9.5	0.26	ug/Kg	☼	11/30/11 19:30	12/06/11 17:09	1
Styrene	2.4	U	2.4	0.071	ug/Kg	☼	11/30/11 19:30	12/06/11 17:09	1
1,1,2,2-Tetrachloroethane	2.4	U	2.4	0.16	ug/Kg	☼	11/30/11 19:30	12/06/11 17:09	1
Tetrachloroethene	**0.43**	**J**	2.4	0.25	ug/Kg	☼	11/30/11 19:30	12/06/11 17:09	1
Toluene	**0.48**	**J**	2.4	0.13	ug/Kg	☼	11/30/11 19:30	12/06/11 17:09	1
Trichloroethene	2.4	U	2.4	0.20	ug/Kg	☼	11/30/11 19:30	12/06/11 17:09	1
Vinyl chloride	2.4	U	2.4	0.19	ug/Kg	☼	11/30/11 19:30	12/06/11 17:09	1
Xylenes, Total	4.8	U	4.8	0.32	ug/Kg	☼	11/30/11 19:30	12/06/11 17:09	1
1,1,1-Trichloroethane	2.4	U	2.4	0.27	ug/Kg	☼	11/30/11 19:30	12/06/11 17:09	1
1,1,2-Trichloroethane	2.4	U	2.4	0.19	ug/Kg	☼	11/30/11 19:30	12/06/11 17:09	1
Cyclohexane	4.8	U	4.8	0.16	ug/Kg	☼	11/30/11 19:30	12/06/11 17:09	1
1,2-Dibromo-3-Chloropropane	4.8	U	4.8	0.62	ug/Kg	☼	11/30/11 19:30	12/06/11 17:09	1
Ethylene Dibromide	2.4	U	2.4	0.24	ug/Kg	☼	11/30/11 19:30	12/06/11 17:09	1
Dichlorodifluoromethane	2.4	U	2.4	0.24	ug/Kg	☼	11/30/11 19:30	12/06/11 17:09	1
cis-1,2-Dichloroethene	2.4	U	2.4	0.17	ug/Kg	☼	11/30/11 19:30	12/06/11 17:09	1
trans-1,2-Dichloroethene	2.4	U	2.4	0.19	ug/Kg	☼	11/30/11 19:30	12/06/11 17:09	1
Isopropylbenzene	2.4	U	2.4	0.076	ug/Kg	☼	11/30/11 19:30	12/06/11 17:09	1
Methyl acetate	4.8	U	4.8	0.67	ug/Kg	☼	11/30/11 19:30	12/06/11 17:09	1
Methyl tert-butyl ether	9.5	U	9.5	0.20	ug/Kg	☼	11/30/11 19:30	12/06/11 17:09	1
1,1,2-Trichloro-1,2,2-trifluoroethane	2.4	U	2.4	0.62	ug/Kg	☼	11/30/11 19:30	12/06/11 17:09	1
1,2,4-Trichlorobenzene	2.4	U	2.4	0.13	ug/Kg	☼	11/30/11 19:30	12/06/11 17:09	1
1,2-Dichlorobenzene	2.4	U	2.4	0.17	ug/Kg	☼	11/30/11 19:30	12/06/11 17:09	1
1,3-Dichlorobenzene	2.4	U	2.4	0.17	ug/Kg	☼	11/30/11 19:30	12/06/11 17:09	1
1,4-Dichlorobenzene	2.4	U	2.4	0.31	ug/Kg	☼	11/30/11 19:30	12/06/11 17:09	1
Trichlorofluoromethane	2.4	U	2.4	0.16	ug/Kg	☼	11/30/11 19:30	12/06/11 17:09	1
Chlorodibromomethane	2.4	U	2.4	0.26	ug/Kg	☼	11/30/11 19:30	12/06/11 17:09	1
Methylcyclohexane	4.8	U	4.8	0.15	ug/Kg	☼	11/30/11 19:30	12/06/11 17:09	1

Client Sample ID: S-017324-112911-TP-113
Date Collected: 11/29/11 08:10
Date Received: 11/30/11 16:31

Lab Sample ID: 240-6361-1
Matrix: Solid
Percent Solids: 82.7

Surrogate	%Recovery	Qualifier	Limits	Prepared	Analyzed	Dil Fac
1,2-Dichloroethane-d4 (Surr)	*93*		*58 - 123*	*11/30/11 19:30*	*12/06/11 17:09*	*1*
4-Bromofluorobenzene (Surr)	*96*		*52 - 136*	*11/30/11 19:30*	*12/06/11 17:09*	*1*
Toluene-d8 (Surr)	*100*		*67 - 125*	*11/30/11 19:30*	*12/06/11 17:09*	*1*
Dibromofluoromethane (Surr)	*98*		*37 - 132*	*11/30/11 19:30*	*12/06/11 17:09*	*1*

Method: 8270C - Semivolatile Organic Compounds (GC/MS)

Analyte	Result	Qualifier	RL	MDL	Unit	D	Prepared	Analyzed	Dil Fac
1,1'-Biphenyl	60	U	60	33	ug/Kg	☼	12/03/11 10:29	12/07/11 14:19	1
2,2'-oxybis[1-chloropropane]	120	U	120	11	ug/Kg	☼	12/03/11 10:29	12/07/11 14:19	1
2,4,5-Trichlorophenol	180	U	180	30	ug/Kg	☼	12/03/11 10:29	12/07/11 14:19	1
2,4,6-Trichlorophenol	180	U	180	96	ug/Kg	☼	12/03/11 10:29	12/07/11 14:19	1
2,4-Dichlorophenol	180	U	180	24	ug/Kg	☼	12/03/11 10:29	12/07/11 14:19	1
2,4-Dimethylphenol	180	U	180	24	ug/Kg	☼	12/03/11 10:29	12/07/11 14:19	1
2,4-Dinitrophenol	400	U	400	96	ug/Kg	☼	12/03/11 10:29	12/07/11 14:19	1
2,4-Dinitrotoluene	240	U	240	33	ug/Kg	☼	12/03/11 10:29	12/07/11 14:19	1
2,6-Dinitrotoluene	240	U	240	25	ug/Kg	☼	12/03/11 10:29	12/07/11 14:19	1
2-Chloronaphthalene	60	U	60	4.0	ug/Kg	☼	12/03/11 10:29	12/07/11 14:19	1
2-Chlorophenol	60	U	60	33	ug/Kg	☼	12/03/11 10:29	12/07/11 14:19	1
2-Methylnaphthalene	8.0	U	8.0	4.0	ug/Kg	☼	12/03/11 10:29	12/07/11 14:19	1
2-Methylphenol	240	U	240	96	ug/Kg	☼	12/03/11 10:29	12/07/11 14:19	1
2-Nitroaniline	240	U	240	11	ug/Kg	☼	12/03/11 10:29	12/07/11 14:19	1
2-Nitrophenol	60	U	60	33	ug/Kg	☼	12/03/11 10:29	12/07/11 14:19	1
3,3'-Dichlorobenzidine	120	U	120	22	ug/Kg	☼	12/03/11 10:29	12/07/11 14:19	1
3-Nitroaniline	240	U	240	19	ug/Kg	☼	12/03/11 10:29	12/07/11 14:19	1
4,6-Dinitro-2-methylphenol	180	U	180	96	ug/Kg	☼	12/03/11 10:29	12/07/11 14:19	1
4-Bromophenyl phenyl ether	60	U	60	16	ug/Kg	☼	12/03/11 10:29	12/07/11 14:19	1
4-Chloro-3-methylphenol	180	U	180	25	ug/Kg	☼	12/03/11 10:29	12/07/11 14:19	1
4-Chloroaniline	180	U	180	20	ug/Kg	☼	12/03/11 10:29	12/07/11 14:19	1
4-Chlorophenyl phenyl ether	60	U	60	16	ug/Kg	☼	12/03/11 10:29	12/07/11 14:19	1
4-Nitroaniline	240	U	240	31	ug/Kg	☼	12/03/11 10:29	12/07/11 14:19	1
4-Nitrophenol	400	U	400	96	ug/Kg	☼	12/03/11 10:29	12/07/11 14:19	1
Acenaphthene	8.0	U	8.0	4.0	ug/Kg	☼	12/03/11 10:29	12/07/11 14:19	1
Acenaphthylene	8.0	U	8.0	4.0	ug/Kg	☼	12/03/11 10:29	12/07/11 14:19	1
Acetophenone	120	U	120	11	ug/Kg	☼	12/03/11 10:29	12/07/11 14:19	1
Anthracene	8.0	U	8.0	4.0	ug/Kg	☼	12/03/11 10:29	12/07/11 14:19	1
Atrazine	240	U	240	11	ug/Kg	☼	12/03/11 10:29	12/07/11 14:19	1
Benzaldehyde	120	U	120	14	ug/Kg	☼	12/03/11 10:29	12/07/11 14:19	1
Benzo[a]anthracene	8.0	U	8.0	4.0	ug/Kg	☼	12/03/11 10:29	12/07/11 14:19	1
Benzo[a]pyrene	8.0	U	8.0	4.0	ug/Kg	☼	12/03/11 10:29	12/07/11 14:19	1
Benzo[b]fluoranthene	8.0	U	8.0	4.0	ug/Kg	☼	12/03/11 10:29	12/07/11 14:19	1
Benzo[g,h,i]perylene	8.0	U	8.0	4.0	ug/Kg	☼	12/03/11 10:29	12/07/11 14:19	1
Benzo[k]fluoranthene	8.0	U	8.0	4.0	ug/Kg	☼	12/03/11 10:29	12/07/11 14:19	1
Bis(2-chloroethoxy)methane	120	U	120	27	ug/Kg	☼	12/03/11 10:29	12/07/11 14:19	1
Bis(2-chloroethyl)ether	120	U	120	2.4	ug/Kg	☼	12/03/11 10:29	12/07/11 14:19	1
Bis(2-ethylhexyl) phthalate	60	U	60	23	ug/Kg	☼	12/03/11 10:29	12/07/11 14:19	1
Butyl benzyl phthalate	60	U	60	12	ug/Kg	☼	12/03/11 10:29	12/07/11 14:19	1
Caprolactam	400	U	400	45	ug/Kg	☼	12/03/11 10:29	12/07/11 14:19	1
Carbazole	60	U	60	33	ug/Kg	☼	12/03/11 10:29	12/07/11 14:19	1
Chrysene	8.0	U	8.0	1.3	ug/Kg	☼	12/03/11 10:29	12/07/11 14:19	1
Dibenz(a,h)anthracene	8.0	U	8.0	4.0	ug/Kg	☼	12/03/11 10:29	12/07/11 14:19	1
Dibenzofuran	60	U	60	4.0	ug/Kg	☼	12/03/11 10:29	12/07/11 14:19	1

Client Sample ID: S-017324-112911-TP-113
Date Collected: 11/29/11 08:10
Date Received: 11/30/11 16:31

Lab Sample ID: 240-6361-1
Matrix: Solid
Percent Solids: 82.7

Method: 8270C - Semivolatile Organic Compounds (GC/MS) (Continued)

Analyte	Result	Qualifier	RL	MDL	Unit	D	Prepared	Analyzed	Dil Fac
Diethyl phthalate	60	U	60	19	ug/Kg	☼	12/03/11 10:29	12/07/11 14:19	1
Dimethyl phthalate	60	U	60	20	ug/Kg	☼	12/03/11 10:29	12/07/11 14:19	1
Di-n-butyl phthalate	60	U	60	18	ug/Kg	☼	12/03/11 10:29	12/07/11 14:19	1
Di-n-octyl phthalate	60	U	60	33	ug/Kg	☼	12/03/11 10:29	12/07/11 14:19	1
Fluoranthene	8.0	U	8.0	4.0	ug/Kg	☼	12/03/11 10:29	12/07/11 14:19	1
Fluorene	8.0	U	8.0	4.0	ug/Kg	☼	12/03/11 10:29	12/07/11 14:19	1
Hexachlorobenzene	8.0	U	8.0	2.5	ug/Kg	☼	12/03/11 10:29	12/07/11 14:19	1
Hexachlorobutadiene	60	U	60	33	ug/Kg	☼	12/03/11 10:29	12/07/11 14:19	1
Hexachlorocyclopentadiene	400	U	400	33	ug/Kg	☼	12/03/11 10:29	12/07/11 14:19	1
Hexachloroethane	60	U	60	11	ug/Kg	☼	12/03/11 10:29	12/07/11 14:19	1
Indeno[1,2,3-cd]pyrene	8.0	U	8.0	4.0	ug/Kg	☼	12/03/11 10:29	12/07/11 14:19	1
Isophorone	60	U	60	16	ug/Kg	☼	12/03/11 10:29	12/07/11 14:19	1
Naphthalene	8.0	U	8.0	4.0	ug/Kg	☼	12/03/11 10:29	12/07/11 14:19	1
Nitrobenzene	120	U	120	2.7	ug/Kg	☼	12/03/11 10:29	12/07/11 14:19	1
N-Nitrosodi-n-propylamine	60	U	60	33	ug/Kg	☼	12/03/11 10:29	12/07/11 14:19	1
N-Nitrosodiphenylamine	60	U	60	25	ug/Kg	☼	12/03/11 10:29	12/07/11 14:19	1
Pentachlorophenol	180	U	180	96	ug/Kg	☼	12/03/11 10:29	12/07/11 14:19	1
Phenol	60	U	60	33	ug/Kg	☼	12/03/11 10:29	12/07/11 14:19	1
Phenanthrene	8.0	U	8.0	4.0	ug/Kg	☼	12/03/11 10:29	12/07/11 14:19	1
Pyrene	8.0	U	8.0	4.0	ug/Kg	☼	12/03/11 10:29	12/07/11 14:19	1
3 & 4 Methylphenol	480	U	480	24	ug/Kg	☼	12/03/11 10:29	12/07/11 14:19	1

Surrogate	*%Recovery*	*Qualifier*	*Limits*	*Prepared*	*Analyzed*	*Dil Fac*
2-Fluorobiphenyl (Surr)	*46*		*34 - 110*	*12/03/11 10:29*	*12/07/11 14:19*	*1*
2-Fluorophenol (Surr)	*55*		*26 - 110*	*12/03/11 10:29*	*12/07/11 14:19*	*1*
2,4,6-Tribromophenol (Surr)	*46*		*10 - 118*	*12/03/11 10:29*	*12/07/11 14:19*	*1*
Nitrobenzene-d5 (Surr)	*47*		*24 - 112*	*12/03/11 10:29*	*12/07/11 14:19*	*1*
Phenol-d5 (Surr)	*52*		*28 - 110*	*12/03/11 10:29*	*12/07/11 14:19*	*1*
Terphenyl-d14 (Surr)	*59*		*41 - 119*	*12/03/11 10:29*	*12/07/11 14:19*	*1*

Method: 8082 - Polychlorinated Biphenyls (PCBs) by Gas Chromatography

Analyte	Result	Qualifier	RL	MDL	Unit	D	Prepared	Analyzed	Dil Fac
Aroclor-1016	40	U	40	25	ug/Kg	☼	12/03/11 10:22	12/08/11 03:30	1
Aroclor-1221	40	U	40	19	ug/Kg	☼	12/03/11 10:22	12/08/11 03:30	1
Aroclor-1232	40	U	40	17	ug/Kg	☼	12/03/11 10:22	12/08/11 03:30	1
Aroclor-1242	40	U	40	16	ug/Kg	☼	12/03/11 10:22	12/08/11 03:30	1
Aroclor-1248	40	U	40	21	ug/Kg	☼	12/03/11 10:22	12/08/11 03:30	1
Aroclor-1254	40	U	40	21	ug/Kg	☼	12/03/11 10:22	12/08/11 03:30	1
Aroclor-1260	40	U	40	21	ug/Kg	☼	12/03/11 10:22	12/08/11 03:30	1

Surrogate	*%Recovery*	*Qualifier*	*Limits*	*Prepared*	*Analyzed*	*Dil Fac*
Tetrachloro-m-xylene	*77*		*29 - 151*	*12/03/11 10:22*	*12/08/11 03:30*	*1*
DCB Decachlorobiphenyl	*85*		*14 - 163*	*12/03/11 10:22*	*12/08/11 03:30*	*1*

Method: 6010B - Metals (ICP)

Analyte	Result	Qualifier	RL	MDL	Unit	D	Prepared	Analyzed	Dil Fac
Aluminum	**12000**		19	8.9	mg/Kg	☼	12/02/11 09:44	12/05/11 23:45	1
Antimony	0.93	U	0.93	0.36	mg/Kg	☼	12/02/11 09:44	12/05/11 23:45	1
Barium	**44**	**B**	19	0.066	mg/Kg	☼	12/02/11 09:44	12/05/11 23:45	1
Beryllium	**0.59**		0.47	0.040	mg/Kg	☼	12/02/11 09:44	12/05/11 23:45	1
Calcium	**1300**	**B**	470	15	mg/Kg	☼	12/02/11 09:44	12/05/11 23:45	1

Client: Conestoga-Rovers & Associates, Inc.
Project/Site: 17324-T07, RACER Former MTM

TestAmerica Job ID: 240-6361-1

Client Sample ID: S-017324-112911-TP-113
Date Collected: 11/29/11 08:10
Date Received: 11/30/11 16:31

Lab Sample ID: 240-6361-1
Matrix: Solid
Percent Solids: 82.7

Method: 6010B - Metals (ICP) (Continued)

Analyte	Result	Qualifier	RL	MDL	Unit	D	Prepared	Analyzed	Dil Fac
Cadmium	0.19	U	0.19	0.034	mg/Kg	☼	12/02/11 09:44	12/05/11 23:45	1
Cobalt	**8.5**		4.7	0.15	mg/Kg	☼	12/02/11 09:44	12/05/11 23:45	1
Chromium	**16**		0.47	0.19	mg/Kg	☼	12/02/11 09:44	12/05/11 23:45	1
Copper	**19**		2.3	0.69	mg/Kg	☼	12/02/11 09:44	12/05/11 23:45	1
Iron	**21000**		9.3	4.6	mg/Kg	☼	12/02/11 09:44	12/05/11 23:45	1
Potassium	**890**	**B**	470	5.8	mg/Kg	☼	12/02/11 09:44	12/05/11 23:45	1
Magnesium	**2800**	**B**	470	4.7	mg/Kg	☼	12/02/11 09:44	12/05/11 23:45	1
Manganese	**370**		1.4	0.069	mg/Kg	☼	12/02/11 09:44	12/05/11 23:45	1
Silver	0.47	U	0.47	0.093	mg/Kg	☼	12/02/11 09:44	12/05/11 23:45	1
Sodium	470	U	470	61	mg/Kg	☼	12/02/11 09:44	12/05/11 23:45	1
Nickel	**18**		3.7	0.25	mg/Kg	☼	12/02/11 09:44	12/05/11 23:45	1
Vanadium	**31**		4.7	0.11	mg/Kg	☼	12/02/11 09:44	12/05/11 23:45	1
Zinc	**72**		1.9	0.93	mg/Kg	☼	12/02/11 09:44	12/05/11 23:45	1
Arsenic	**10**		0.93	0.28	mg/Kg	☼	12/02/11 09:44	12/05/11 23:45	1
Lead	**11**		0.28	0.18	mg/Kg	☼	12/02/11 09:44	12/05/11 23:45	1
Selenium	**0.45**	**J**	0.47	0.42	mg/Kg	☼	12/02/11 09:44	12/05/11 23:45	1
Thallium	0.93	U	0.93	0.51	mg/Kg	☼	12/02/11 09:44	12/05/11 23:45	1

Method: 7471A - Mercury (CVAA)

Analyte	Result	Qualifier	RL	MDL	Unit	D	Prepared	Analyzed	Dil Fac
Mercury	**0.027**	**J**	0.11	0.016	mg/Kg	☼	12/02/11 13:40	12/06/11 09:25	1

Client: Conestoga-Rovers & Associates, Inc.
Project/Site: 17324-T07, RACER Former MTM

TestAmerica Job ID: 240-6361-1

Client Sample ID: S-017324-112911-TP-114
Date Collected: 11/29/11 08:15
Date Received: 11/30/11 16:31

Lab Sample ID: 240-6361-2
Matrix: Solid
Percent Solids: 83.5

Method: 8260B - Volatile Organic Compounds (GC/MS)

Analyte	Result	Qualifier	RL	MDL	Unit	D	Prepared	Analyzed	Dil Fac
Acetone	11	U	11	3.5	ug/Kg	☼	11/30/11 19:30	12/06/11 17:30	1
Benzene	2.8	U	2.8	0.13	ug/Kg	☼	11/30/11 19:30	12/06/11 17:30	1
Dichlorobromomethane	2.8	U	2.8	0.16	ug/Kg	☼	11/30/11 19:30	12/06/11 17:30	1
Bromoform	2.8	U	2.8	0.18	ug/Kg	☼	11/30/11 19:30	12/06/11 17:30	1
Bromomethane	2.8	U	2.8	0.30	ug/Kg	☼	11/30/11 19:30	12/06/11 17:30	1
2-Butanone (MEK)	11	U	11	0.78	ug/Kg	☼	11/30/11 19:30	12/06/11 17:30	1
Carbon disulfide	2.8	U	2.8	0.25	ug/Kg	☼	11/30/11 19:30	12/06/11 17:30	1
Carbon tetrachloride	2.8	U	2.8	0.21	ug/Kg	☼	11/30/11 19:30	12/06/11 17:30	1
Chlorobenzene	2.8	U	2.8	0.18	ug/Kg	☼	11/30/11 19:30	12/06/11 17:30	1
Chloroethane	2.8	U	2.8	0.48	ug/Kg	☼	11/30/11 19:30	12/06/11 17:30	1
Chloroform	2.8	U	2.8	0.16	ug/Kg	☼	11/30/11 19:30	12/06/11 17:30	1
Chloromethane	2.8	U	2.8	0.23	ug/Kg	☼	11/30/11 19:30	12/06/11 17:30	1
1,1-Dichloroethane	2.8	U	2.8	0.20	ug/Kg	☼	11/30/11 19:30	12/06/11 17:30	1
1,2-Dichloroethane	**0.72**	**J**	2.8	0.19	ug/Kg	☼	11/30/11 19:30	12/06/11 17:30	1
1,1-Dichloroethene	2.8	U	2.8	0.29	ug/Kg	☼	11/30/11 19:30	12/06/11 17:30	1
1,2-Dichloropropane	2.8	U	2.8	0.39	ug/Kg	☼	11/30/11 19:30	12/06/11 17:30	1
cis-1,3-Dichloropropene	2.8	U	2.8	0.19	ug/Kg	☼	11/30/11 19:30	12/06/11 17:30	1
trans-1,3-Dichloropropene	2.8	U	2.8	0.30	ug/Kg	☼	11/30/11 19:30	12/06/11 17:30	1
Ethylbenzene	2.8	U	2.8	0.15	ug/Kg	☼	11/30/11 19:30	12/06/11 17:30	1
2-Hexanone	11	U	11	0.35	ug/Kg	☼	11/30/11 19:30	12/06/11 17:30	1
Methylene Chloride	2.8	U	2.8	0.38	ug/Kg	☼	11/30/11 19:30	12/06/11 17:30	1
4-Methyl-2-pentanone (MIBK)	11	U	11	0.30	ug/Kg	☼	11/30/11 19:30	12/06/11 17:30	1
Styrene	2.8	U	2.8	0.084	ug/Kg	☼	11/30/11 19:30	12/06/11 17:30	1
1,1,2,2-Tetrachloroethane	2.8	U	2.8	0.19	ug/Kg	☼	11/30/11 19:30	12/06/11 17:30	1
Tetrachloroethene	2.8	U	2.8	0.29	ug/Kg	☼	11/30/11 19:30	12/06/11 17:30	1
Toluene	**0.35**	**J**	2.8	0.15	ug/Kg	☼	11/30/11 19:30	12/06/11 17:30	1
Trichloroethene	2.8	U	2.8	0.24	ug/Kg	☼	11/30/11 19:30	12/06/11 17:30	1
Vinyl chloride	2.8	U	2.8	0.22	ug/Kg	☼	11/30/11 19:30	12/06/11 17:30	1
Xylenes, Total	5.6	U	5.6	0.38	ug/Kg	☼	11/30/11 19:30	12/06/11 17:30	1
1,1,1-Trichloroethane	2.8	U	2.8	0.31	ug/Kg	☼	11/30/11 19:30	12/06/11 17:30	1
1,1,2-Trichloroethane	2.8	U	2.8	0.22	ug/Kg	☼	11/30/11 19:30	12/06/11 17:30	1
Cyclohexane	5.6	U	5.6	0.18	ug/Kg	☼	11/30/11 19:30	12/06/11 17:30	1
1,2-Dibromo-3-Chloropropane	5.6	U	5.6	0.73	ug/Kg	☼	11/30/11 19:30	12/06/11 17:30	1
Ethylene Dibromide	2.8	U	2.8	0.28	ug/Kg	☼	11/30/11 19:30	12/06/11 17:30	1
Dichlorodifluoromethane	2.8	U	2.8	0.28	ug/Kg	☼	11/30/11 19:30	12/06/11 17:30	1
cis-1,2-Dichloroethene	2.8	U	2.8	0.20	ug/Kg	☼	11/30/11 19:30	12/06/11 17:30	1
trans-1,2-Dichloroethene	2.8	U	2.8	0.23	ug/Kg	☼	11/30/11 19:30	12/06/11 17:30	1
Isopropylbenzene	2.8	U	2.8	0.090	ug/Kg	☼	11/30/11 19:30	12/06/11 17:30	1
Methyl acetate	5.6	U	5.6	0.78	ug/Kg	☼	11/30/11 19:30	12/06/11 17:30	1
Methyl tert-butyl ether	11	U	11	0.24	ug/Kg	☼	11/30/11 19:30	12/06/11 17:30	1
1,1,2-Trichloro-1,2,2-trifluoroethane	2.8	U	2.8	0.73	ug/Kg	☼	11/30/11 19:30	12/06/11 17:30	1
1,2,4-Trichlorobenzene	2.8	U	2.8	0.15	ug/Kg	☼	11/30/11 19:30	12/06/11 17:30	1
1,2-Dichlorobenzene	2.8	U	2.8	0.20	ug/Kg	☼	11/30/11 19:30	12/06/11 17:30	1
1,3-Dichlorobenzene	2.8	U	2.8	0.20	ug/Kg	☼	11/30/11 19:30	12/06/11 17:30	1
1,4-Dichlorobenzene	2.8	U	2.8	0.37	ug/Kg	☼	11/30/11 19:30	12/06/11 17:30	1
Trichlorofluoromethane	2.8	U	2.8	0.19	ug/Kg	☼	11/30/11 19:30	12/06/11 17:30	1
Chlorodibromomethane	2.8	U	2.8	0.31	ug/Kg	☼	11/30/11 19:30	12/06/11 17:30	1
Methylcyclohexane	5.6	U	5.6	0.17	ug/Kg	☼	11/30/11 19:30	12/06/11 17:30	1

Client Sample ID: S-017324-112911-TP-114
Date Collected: 11/29/11 08:15
Date Received: 11/30/11 16:31

Lab Sample ID: 240-6361-2
Matrix: Solid
Percent Solids: 83.5

Surrogate	%Recovery	Qualifier	Limits	Prepared	Analyzed	Dil Fac
1,2-Dichloroethane-d4 (Surr)	*97*		*58 - 123*	*11/30/11 19:30*	*12/06/11 17:30*	*1*
4-Bromofluorobenzene (Surr)	*92*		*52 - 136*	*11/30/11 19:30*	*12/06/11 17:30*	*1*
Toluene-d8 (Surr)	*95*		*67 - 125*	*11/30/11 19:30*	*12/06/11 17:30*	*1*
Dibromofluoromethane (Surr)	*97*		*37 - 132*	*11/30/11 19:30*	*12/06/11 17:30*	*1*

Method: 8270C - Semivolatile Organic Compounds (GC/MS)

Analyte	Result	Qualifier	RL	MDL	Unit	D	Prepared	Analyzed	Dil Fac
1,1'-Biphenyl	60	U	60	32	ug/Kg	☼	12/03/11 10:29	12/07/11 14:37	1
2,2'-oxybis[1-chloropropane]	120	U	120	11	ug/Kg	☼	12/03/11 10:29	12/07/11 14:37	1
2,4,5-Trichlorophenol	180	U	180	30	ug/Kg	☼	12/03/11 10:29	12/07/11 14:37	1
2,4,6-Trichlorophenol	180	U	180	96	ug/Kg	☼	12/03/11 10:29	12/07/11 14:37	1
2,4-Dichlorophenol	180	U	180	24	ug/Kg	☼	12/03/11 10:29	12/07/11 14:37	1
2,4-Dimethylphenol	180	U	180	24	ug/Kg	☼	12/03/11 10:29	12/07/11 14:37	1
2,4-Dinitrophenol	390	U	390	96	ug/Kg	☼	12/03/11 10:29	12/07/11 14:37	1
2,4-Dinitrotoluene	240	U	240	32	ug/Kg	☼	12/03/11 10:29	12/07/11 14:37	1
2,6-Dinitrotoluene	240	U	240	25	ug/Kg	☼	12/03/11 10:29	12/07/11 14:37	1
2-Chloronaphthalene	60	U	60	3.9	ug/Kg	☼	12/03/11 10:29	12/07/11 14:37	1
2-Chlorophenol	60	U	60	32	ug/Kg	☼	12/03/11 10:29	12/07/11 14:37	1
2-Methylnaphthalene	8.0	U	8.0	3.9	ug/Kg	☼	12/03/11 10:29	12/07/11 14:37	1
2-Methylphenol	240	U	240	96	ug/Kg	☼	12/03/11 10:29	12/07/11 14:37	1
2-Nitroaniline	240	U	240	11	ug/Kg	☼	12/03/11 10:29	12/07/11 14:37	1
2-Nitrophenol	60	U	60	32	ug/Kg	☼	12/03/11 10:29	12/07/11 14:37	1
3,3'-Dichlorobenzidine	120	U	120	22	ug/Kg	☼	12/03/11 10:29	12/07/11 14:37	1
3-Nitroaniline	240	U	240	19	ug/Kg	☼	12/03/11 10:29	12/07/11 14:37	1
4,6-Dinitro-2-methylphenol	180	U	180	96	ug/Kg	☼	12/03/11 10:29	12/07/11 14:37	1
4-Bromophenyl phenyl ether	60	U	60	16	ug/Kg	☼	12/03/11 10:29	12/07/11 14:37	1
4-Chloro-3-methylphenol	180	U	180	25	ug/Kg	☼	12/03/11 10:29	12/07/11 14:37	1
4-Chloroaniline	180	U	180	20	ug/Kg	☼	12/03/11 10:29	12/07/11 14:37	1
4-Chlorophenyl phenyl ether	60	U	60	16	ug/Kg	☼	12/03/11 10:29	12/07/11 14:37	1
4-Nitroaniline	240	U	240	31	ug/Kg	☼	12/03/11 10:29	12/07/11 14:37	1
4-Nitrophenol	390	U	390	96	ug/Kg	☼	12/03/11 10:29	12/07/11 14:37	1
Acenaphthene	8.0	U	8.0	3.9	ug/Kg	☼	12/03/11 10:29	12/07/11 14:37	1
Acenaphthylene	8.0	U	8.0	3.9	ug/Kg	☼	12/03/11 10:29	12/07/11 14:37	1
Acetophenone	120	U	120	11	ug/Kg	☼	12/03/11 10:29	12/07/11 14:37	1
Anthracene	**7.5**	**J**	8.0	3.9	ug/Kg	☼	12/03/11 10:29	12/07/11 14:37	1
Atrazine	240	U	240	11	ug/Kg	☼	12/03/11 10:29	12/07/11 14:37	1
Benzaldehyde	120	U	120	14	ug/Kg	☼	12/03/11 10:29	12/07/11 14:37	1
Benzo[a]anthracene	8.0	U	8.0	3.9	ug/Kg	☼	12/03/11 10:29	12/07/11 14:37	1
Benzo[a]pyrene	8.0	U	8.0	3.9	ug/Kg	☼	12/03/11 10:29	12/07/11 14:37	1
Benzo[b]fluoranthene	8.0	U	8.0	3.9	ug/Kg	☼	12/03/11 10:29	12/07/11 14:37	1
Benzo[g,h,i]perylene	8.0	U	8.0	3.9	ug/Kg	☼	12/03/11 10:29	12/07/11 14:37	1
Benzo[k]fluoranthene	8.0	U	8.0	3.9	ug/Kg	☼	12/03/11 10:29	12/07/11 14:37	1
Bis(2-chloroethoxy)methane	120	U	120	26	ug/Kg	☼	12/03/11 10:29	12/07/11 14:37	1
Bis(2-chloroethyl)ether	120	U	120	2.4	ug/Kg	☼	12/03/11 10:29	12/07/11 14:37	1
Bis(2-ethylhexyl) phthalate	60	U	60	23	ug/Kg	☼	12/03/11 10:29	12/07/11 14:37	1
Butyl benzyl phthalate	60	U	60	12	ug/Kg	☼	12/03/11 10:29	12/07/11 14:37	1
Caprolactam	390	U	390	44	ug/Kg	☼	12/03/11 10:29	12/07/11 14:37	1
Carbazole	60	U	60	32	ug/Kg	☼	12/03/11 10:29	12/07/11 14:37	1
Chrysene	8.0	U	8.0	1.3	ug/Kg	☼	12/03/11 10:29	12/07/11 14:37	1
Dibenz(a,h)anthracene	8.0	U	8.0	3.9	ug/Kg	☼	12/03/11 10:29	12/07/11 14:37	1
Dibenzofuran	60	U	60	3.9	ug/Kg	☼	12/03/11 10:29	12/07/11 14:37	1

Client Sample ID: S-017324-112911-TP-114
Date Collected: 11/29/11 08:15
Date Received: 11/30/11 16:31

Lab Sample ID: 240-6361-2
Matrix: Solid
Percent Solids: 83.5

Method: 8270C - Semivolatile Organic Compounds (GC/MS) (Continued)

Analyte	Result	Qualifier	RL	MDL	Unit	D	Prepared	Analyzed	Dil Fac
Diethyl phthalate	60	U	60	19	ug/Kg	☼	12/03/11 10:29	12/07/11 14:37	1
Dimethyl phthalate	60	U	60	20	ug/Kg	☼	12/03/11 10:29	12/07/11 14:37	1
Di-n-butyl phthalate	60	U	60	18	ug/Kg	☼	12/03/11 10:29	12/07/11 14:37	1
Di-n-octyl phthalate	60	U	60	32	ug/Kg	☼	12/03/11 10:29	12/07/11 14:37	1
Fluoranthene	8.0	U	8.0	3.9	ug/Kg	☼	12/03/11 10:29	12/07/11 14:37	1
Fluorene	8.0	U	8.0	3.9	ug/Kg	☼	12/03/11 10:29	12/07/11 14:37	1
Hexachlorobenzene	8.0	U	8.0	2.5	ug/Kg	☼	12/03/11 10:29	12/07/11 14:37	1
Hexachlorobutadiene	60	U	60	32	ug/Kg	☼	12/03/11 10:29	12/07/11 14:37	1
Hexachlorocyclopentadiene	390	U	390	32	ug/Kg	☼	12/03/11 10:29	12/07/11 14:37	1
Hexachloroethane	60	U	60	11	ug/Kg	☼	12/03/11 10:29	12/07/11 14:37	1
Indeno[1,2,3-cd]pyrene	8.0	U	8.0	3.9	ug/Kg	☼	12/03/11 10:29	12/07/11 14:37	1
Isophorone	60	U	60	16	ug/Kg	☼	12/03/11 10:29	12/07/11 14:37	1
Naphthalene	8.0	U	8.0	3.9	ug/Kg	☼	12/03/11 10:29	12/07/11 14:37	1
Nitrobenzene	120	U	120	2.6	ug/Kg	☼	12/03/11 10:29	12/07/11 14:37	1
N-Nitrosodi-n-propylamine	60	U	60	32	ug/Kg	☼	12/03/11 10:29	12/07/11 14:37	1
N-Nitrosodiphenylamine	60	U	60	25	ug/Kg	☼	12/03/11 10:29	12/07/11 14:37	1
Pentachlorophenol	180	U	180	96	ug/Kg	☼	12/03/11 10:29	12/07/11 14:37	1
Phenol	60	U	60	32	ug/Kg	☼	12/03/11 10:29	12/07/11 14:37	1
Phenanthrene	8.0	U	8.0	3.9	ug/Kg	☼	12/03/11 10:29	12/07/11 14:37	1
Pyrene	8.0	U	8.0	3.9	ug/Kg	☼	12/03/11 10:29	12/07/11 14:37	1
3 & 4 Methylphenol	480	U	480	24	ug/Kg	☼	12/03/11 10:29	12/07/11 14:37	1

Surrogate	*%Recovery*	*Qualifier*	*Limits*	*Prepared*	*Analyzed*	*Dil Fac*
2-Fluorobiphenyl (Surr)	*43*		*34 - 110*	*12/03/11 10:29*	*12/07/11 14:37*	*1*
2-Fluorophenol (Surr)	*53*		*26 - 110*	*12/03/11 10:29*	*12/07/11 14:37*	*1*
2,4,6-Tribromophenol (Surr)	*48*		*10 - 118*	*12/03/11 10:29*	*12/07/11 14:37*	*1*
Nitrobenzene-d5 (Surr)	*47*		*24 - 112*	*12/03/11 10:29*	*12/07/11 14:37*	*1*
Phenol-d5 (Surr)	*50*		*28 - 110*	*12/03/11 10:29*	*12/07/11 14:37*	*1*
Terphenyl-d14 (Surr)	*64*		*41 - 119*	*12/03/11 10:29*	*12/07/11 14:37*	*1*

Method: 8082 - Polychlorinated Biphenyls (PCBs) by Gas Chromatography

Analyte	Result	Qualifier	RL	MDL	Unit	D	Prepared	Analyzed	Dil Fac
Aroclor-1016	39	U	39	25	ug/Kg	☼	12/03/11 10:22	12/08/11 03:45	1
Aroclor-1221	39	U	39	19	ug/Kg	☼	12/03/11 10:22	12/08/11 03:45	1
Aroclor-1232	39	U	39	17	ug/Kg	☼	12/03/11 10:22	12/08/11 03:45	1
Aroclor-1242	39	U	39	16	ug/Kg	☼	12/03/11 10:22	12/08/11 03:45	1
Aroclor-1248	39	U	39	20	ug/Kg	☼	12/03/11 10:22	12/08/11 03:45	1
Aroclor-1254	39	U	39	20	ug/Kg	☼	12/03/11 10:22	12/08/11 03:45	1
Aroclor-1260	39	U	39	20	ug/Kg	☼	12/03/11 10:22	12/08/11 03:45	1

Surrogate	*%Recovery*	*Qualifier*	*Limits*	*Prepared*	*Analyzed*	*Dil Fac*
Tetrachloro-m-xylene	*72*		*29 - 151*	*12/03/11 10:22*	*12/08/11 03:45*	*1*
DCB Decachlorobiphenyl	*84*		*14 - 163*	*12/03/11 10:22*	*12/08/11 03:45*	*1*

Method: 6010B - Metals (ICP)

Analyte	Result	Qualifier	RL	MDL	Unit	D	Prepared	Analyzed	Dil Fac
Aluminum	**12000**		23	11	mg/Kg	☼	12/02/11 09:44	12/06/11 00:02	1
Antimony	1.1	U	1.1	0.44	mg/Kg	☼	12/02/11 09:44	12/06/11 00:02	1
Barium	**50**	**B**	23	0.081	mg/Kg	☼	12/02/11 09:44	12/06/11 00:02	1
Beryllium	**0.58**		0.57	0.049	mg/Kg	☼	12/02/11 09:44	12/06/11 00:02	1
Calcium	**1300**	**B**	570	18	mg/Kg	☼	12/02/11 09:44	12/06/11 00:02	1

Client: Conestoga-Rovers & Associates, Inc.
Project/Site: 17324-T07, RACER Former MTM

TestAmerica Job ID: 240-6361-1

Client Sample ID: S-017324-112911-TP-114
Date Collected: 11/29/11 08:15
Date Received: 11/30/11 16:31

Lab Sample ID: 240-6361-2
Matrix: Solid
Percent Solids: 83.5

Method: 6010B - Metals (ICP) (Continued)

Analyte	Result	Qualifier	RL	MDL	Unit	D	Prepared	Analyzed	Dil Fac
Cadmium	0.23	U	0.23	0.041	mg/Kg	☼	12/02/11 09:44	12/06/11 00:02	1
Cobalt	**7.2**		5.7	0.18	mg/Kg	☼	12/02/11 09:44	12/06/11 00:02	1
Chromium	**16**		0.57	0.23	mg/Kg	☼	12/02/11 09:44	12/06/11 00:02	1
Copper	**19**		2.9	0.84	mg/Kg	☼	12/02/11 09:44	12/06/11 00:02	1
Iron	**21000**		11	5.6	mg/Kg	☼	12/02/11 09:44	12/06/11 00:02	1
Potassium	**920**	**B**	570	7.1	mg/Kg	☼	12/02/11 09:44	12/06/11 00:02	1
Magnesium	**2700**	**B**	570	5.8	mg/Kg	☼	12/02/11 09:44	12/06/11 00:02	1
Manganese	**320**		1.7	0.084	mg/Kg	☼	12/02/11 09:44	12/06/11 00:02	1
Silver	0.57	U	0.57	0.11	mg/Kg	☼	12/02/11 09:44	12/06/11 00:02	1
Sodium	570	U	570	75	mg/Kg	☼	12/02/11 09:44	12/06/11 00:02	1
Nickel	**19**		4.6	0.31	mg/Kg	☼	12/02/11 09:44	12/06/11 00:02	1
Vanadium	**29**		5.7	0.14	mg/Kg	☼	12/02/11 09:44	12/06/11 00:02	1
Zinc	**71**		2.3	1.1	mg/Kg	☼	12/02/11 09:44	12/06/11 00:02	1
Arsenic	**10**		1.1	0.34	mg/Kg	☼	12/02/11 09:44	12/06/11 00:02	1
Lead	**11**		0.34	0.22	mg/Kg	☼	12/02/11 09:44	12/06/11 00:02	1
Selenium	**0.75**		0.57	0.51	mg/Kg	☼	12/02/11 09:44	12/06/11 00:02	1
Thallium	1.1	U	1.1	0.63	mg/Kg	☼	12/02/11 09:44	12/06/11 00:02	1

Method: 7471A - Mercury (CVAA)

Analyte	Result	Qualifier	RL	MDL	Unit	D	Prepared	Analyzed	Dil Fac
Mercury	**0.024**	**J**	0.11	0.016	mg/Kg	☼	12/02/11 13:40	12/06/11 09:26	1

Client: Conestoga-Rovers & Associates, Inc.
Project/Site: 17324-T07, RACER Former MTM

TestAmerica Job ID: 240-6361-1

Client Sample ID: S-017324-112911-TP-115
Date Collected: 11/29/11 08:30
Date Received: 11/30/11 16:31

Lab Sample ID: 240-6361-3
Matrix: Solid
Percent Solids: 90.9

Method: 8260B - Volatile Organic Compounds (GC/MS)

Analyte	Result	Qualifier	RL	MDL	Unit	D	Prepared	Analyzed	Dil Fac
Acetone	7.7	U	7.7	2.4	ug/Kg	☼	11/30/11 19:30	12/06/11 17:52	1
Benzene	**0.096**	**J**	1.9	0.088	ug/Kg	☼	11/30/11 19:30	12/06/11 17:52	1
Dichlorobromomethane	1.9	U	1.9	0.11	ug/Kg	☼	11/30/11 19:30	12/06/11 17:52	1
Bromoform	1.9	U	1.9	0.13	ug/Kg	☼	11/30/11 19:30	12/06/11 17:52	1
Bromomethane	1.9	U	1.9	0.21	ug/Kg	☼	11/30/11 19:30	12/06/11 17:52	1
2-Butanone (MEK)	7.7	U	7.7	0.54	ug/Kg	☼	11/30/11 19:30	12/06/11 17:52	1
Carbon disulfide	1.9	U	1.9	0.17	ug/Kg	☼	11/30/11 19:30	12/06/11 17:52	1
Carbon tetrachloride	1.9	U	1.9	0.14	ug/Kg	☼	11/30/11 19:30	12/06/11 17:52	1
Chlorobenzene	1.9	U	1.9	0.13	ug/Kg	☼	11/30/11 19:30	12/06/11 17:52	1
Chloroethane	1.9	U	1.9	0.33	ug/Kg	☼	11/30/11 19:30	12/06/11 17:52	1
Chloroform	1.9	U	1.9	0.11	ug/Kg	☼	11/30/11 19:30	12/06/11 17:52	1
Chloromethane	1.9	U	1.9	0.16	ug/Kg	☼	11/30/11 19:30	12/06/11 17:52	1
1,1-Dichloroethane	1.9	U	1.9	0.14	ug/Kg	☼	11/30/11 19:30	12/06/11 17:52	1
1,2-Dichloroethane	**1.1**	**J**	1.9	0.13	ug/Kg	☼	11/30/11 19:30	12/06/11 17:52	1
1,1-Dichloroethene	1.9	U	1.9	0.20	ug/Kg	☼	11/30/11 19:30	12/06/11 17:52	1
1,2-Dichloropropane	1.9	U	1.9	0.27	ug/Kg	☼	11/30/11 19:30	12/06/11 17:52	1
cis-1,3-Dichloropropene	1.9	U	1.9	0.13	ug/Kg	☼	11/30/11 19:30	12/06/11 17:52	1
trans-1,3-Dichloropropene	1.9	U	1.9	0.21	ug/Kg	☼	11/30/11 19:30	12/06/11 17:52	1
Ethylbenzene	1.9	U	1.9	0.10	ug/Kg	☼	11/30/11 19:30	12/06/11 17:52	1
2-Hexanone	7.7	U	7.7	0.24	ug/Kg	☼	11/30/11 19:30	12/06/11 17:52	1
Methylene Chloride	1.9	U	1.9	0.26	ug/Kg	☼	11/30/11 19:30	12/06/11 17:52	1
4-Methyl-2-pentanone (MIBK)	7.7	U	7.7	0.21	ug/Kg	☼	11/30/11 19:30	12/06/11 17:52	1
Styrene	1.9	U	1.9	0.058	ug/Kg	☼	11/30/11 19:30	12/06/11 17:52	1
1,1,2,2-Tetrachloroethane	1.9	U	1.9	0.13	ug/Kg	☼	11/30/11 19:30	12/06/11 17:52	1
Tetrachloroethene	1.9	U	1.9	0.20	ug/Kg	☼	11/30/11 19:30	12/06/11 17:52	1
Toluene	**0.47**	**J**	1.9	0.10	ug/Kg	☼	11/30/11 19:30	12/06/11 17:52	1
Trichloroethene	1.9	U	1.9	0.16	ug/Kg	☼	11/30/11 19:30	12/06/11 17:52	1
Vinyl chloride	1.9	U	1.9	0.15	ug/Kg	☼	11/30/11 19:30	12/06/11 17:52	1
Xylenes, Total	3.8	U	3.8	0.26	ug/Kg	☼	11/30/11 19:30	12/06/11 17:52	1
1,1,1-Trichloroethane	1.9	U	1.9	0.22	ug/Kg	☼	11/30/11 19:30	12/06/11 17:52	1
1,1,2-Trichloroethane	1.9	U	1.9	0.15	ug/Kg	☼	11/30/11 19:30	12/06/11 17:52	1
Cyclohexane	3.8	U	3.8	0.13	ug/Kg	☼	11/30/11 19:30	12/06/11 17:52	1
1,2-Dibromo-3-Chloropropane	3.8	U	3.8	0.50	ug/Kg	☼	11/30/11 19:30	12/06/11 17:52	1
Ethylene Dibromide	1.9	U	1.9	0.19	ug/Kg	☼	11/30/11 19:30	12/06/11 17:52	1
Dichlorodifluoromethane	1.9	U	1.9	0.19	ug/Kg	☼	11/30/11 19:30	12/06/11 17:52	1
cis-1,2-Dichloroethene	1.9	U	1.9	0.14	ug/Kg	☼	11/30/11 19:30	12/06/11 17:52	1
trans-1,2-Dichloroethene	1.9	U	1.9	0.16	ug/Kg	☼	11/30/11 19:30	12/06/11 17:52	1
Isopropylbenzene	1.9	U	1.9	0.061	ug/Kg	☼	11/30/11 19:30	12/06/11 17:52	1
Methyl acetate	3.8	U	3.8	0.54	ug/Kg	☼	11/30/11 19:30	12/06/11 17:52	1
Methyl tert-butyl ether	7.7	U	7.7	0.17	ug/Kg	☼	11/30/11 19:30	12/06/11 17:52	1
1,1,2-Trichloro-1,2,2-trifluoroethane	1.9	U	1.9	0.50	ug/Kg	☼	11/30/11 19:30	12/06/11 17:52	1
1,2,4-Trichlorobenzene	1.9	U	1.9	0.10	ug/Kg	☼	11/30/11 19:30	12/06/11 17:52	1
1,2-Dichlorobenzene	1.9	U	1.9	0.14	ug/Kg	☼	11/30/11 19:30	12/06/11 17:52	1
1,3-Dichlorobenzene	1.9	U	1.9	0.13	ug/Kg	☼	11/30/11 19:30	12/06/11 17:52	1
1,4-Dichlorobenzene	1.9	U	1.9	0.25	ug/Kg	☼	11/30/11 19:30	12/06/11 17:52	1
Trichlorofluoromethane	1.9	U	1.9	0.13	ug/Kg	☼	11/30/11 19:30	12/06/11 17:52	1
Chlorodibromomethane	1.9	U	1.9	0.21	ug/Kg	☼	11/30/11 19:30	12/06/11 17:52	1
Methylcyclohexane	3.8	U	3.8	0.12	ug/Kg	☼	11/30/11 19:30	12/06/11 17:52	1

Client: Conestoga-Rovers & Associates, Inc.
Project/Site: 17324-T07, RACER Former MTM

TestAmerica Job ID: 240-6361-1

Client Sample ID: S-017324-112911-TP-115
Date Collected: 11/29/11 08:30
Date Received: 11/30/11 16:31

Lab Sample ID: 240-6361-3
Matrix: Solid
Percent Solids: 90.9

Surrogate	%Recovery	Qualifier	Limits	Prepared	Analyzed	Dil Fac
1,2-Dichloroethane-d4 (Surr)	*97*		*58 - 123*	*11/30/11 19:30*	*12/06/11 17:52*	*1*
4-Bromofluorobenzene (Surr)	*91*		*52 - 136*	*11/30/11 19:30*	*12/06/11 17:52*	*1*
Toluene-d8 (Surr)	*96*		*67 - 125*	*11/30/11 19:30*	*12/06/11 17:52*	*1*
Dibromofluoromethane (Surr)	*100*		*37 - 132*	*11/30/11 19:30*	*12/06/11 17:52*	*1*

Method: 8270C - Semivolatile Organic Compounds (GC/MS)

Analyte	Result	Qualifier	RL	MDL	Unit	D	Prepared	Analyzed	Dil Fac
1,1'-Biphenyl	55	U	55	30	ug/Kg	☼	12/03/11 10:29	12/07/11 14:55	1
2,2'-oxybis[1-chloropropane]	110	U	110	10	ug/Kg	☼	12/03/11 10:29	12/07/11 14:55	1
2,4,5-Trichlorophenol	160	U	160	27	ug/Kg	☼	12/03/11 10:29	12/07/11 14:55	1
2,4,6-Trichlorophenol	160	U	160	87	ug/Kg	☼	12/03/11 10:29	12/07/11 14:55	1
2,4-Dichlorophenol	160	U	160	22	ug/Kg	☼	12/03/11 10:29	12/07/11 14:55	1
2,4-Dimethylphenol	160	U	160	22	ug/Kg	☼	12/03/11 10:29	12/07/11 14:55	1
2,4-Dinitrophenol	360	U	360	87	ug/Kg	☼	12/03/11 10:29	12/07/11 14:55	1
2,4-Dinitrotoluene	220	U	220	30	ug/Kg	☼	12/03/11 10:29	12/07/11 14:55	1
2,6-Dinitrotoluene	220	U	220	23	ug/Kg	☼	12/03/11 10:29	12/07/11 14:55	1
2-Chloronaphthalene	55	U	55	3.6	ug/Kg	☼	12/03/11 10:29	12/07/11 14:55	1
2-Chlorophenol	55	U	55	30	ug/Kg	☼	12/03/11 10:29	12/07/11 14:55	1
2-Methylnaphthalene	7.3	U	7.3	3.6	ug/Kg	☼	12/03/11 10:29	12/07/11 14:55	1
2-Methylphenol	220	U	220	87	ug/Kg	☼	12/03/11 10:29	12/07/11 14:55	1
2-Nitroaniline	220	U	220	10	ug/Kg	☼	12/03/11 10:29	12/07/11 14:55	1
2-Nitrophenol	55	U	55	30	ug/Kg	☼	12/03/11 10:29	12/07/11 14:55	1
3,3'-Dichlorobenzidine	110	U	110	20	ug/Kg	☼	12/03/11 10:29	12/07/11 14:55	1
3-Nitroaniline	220	U	220	17	ug/Kg	☼	12/03/11 10:29	12/07/11 14:55	1
4,6-Dinitro-2-methylphenol	160	U	160	87	ug/Kg	☼	12/03/11 10:29	12/07/11 14:55	1
4-Bromophenyl phenyl ether	55	U	55	14	ug/Kg	☼	12/03/11 10:29	12/07/11 14:55	1
4-Chloro-3-methylphenol	160	U	160	23	ug/Kg	☼	12/03/11 10:29	12/07/11 14:55	1
4-Chloroaniline	160	U	160	19	ug/Kg	☼	12/03/11 10:29	12/07/11 14:55	1
4-Chlorophenyl phenyl ether	55	U	55	14	ug/Kg	☼	12/03/11 10:29	12/07/11 14:55	1
4-Nitroaniline	220	U	220	28	ug/Kg	☼	12/03/11 10:29	12/07/11 14:55	1
4-Nitrophenol	360	U	360	87	ug/Kg	☼	12/03/11 10:29	12/07/11 14:55	1
Acenaphthene	7.3	U	7.3	3.6	ug/Kg	☼	12/03/11 10:29	12/07/11 14:55	1
Acenaphthylene	7.3	U	7.3	3.6	ug/Kg	☼	12/03/11 10:29	12/07/11 14:55	1
Acetophenone	110	U	110	10	ug/Kg	☼	12/03/11 10:29	12/07/11 14:55	1
Anthracene	7.3	U	7.3	3.6	ug/Kg	☼	12/03/11 10:29	12/07/11 14:55	1
Atrazine	220	U	220	10	ug/Kg	☼	12/03/11 10:29	12/07/11 14:55	1
Benzaldehyde	110	U	110	13	ug/Kg	☼	12/03/11 10:29	12/07/11 14:55	1
Benzo[a]anthracene	7.3	U	7.3	3.6	ug/Kg	☼	12/03/11 10:29	12/07/11 14:55	1
Benzo[a]pyrene	7.3	U	7.3	3.6	ug/Kg	☼	12/03/11 10:29	12/07/11 14:55	1
Benzo[b]fluoranthene	7.3	U	7.3	3.6	ug/Kg	☼	12/03/11 10:29	12/07/11 14:55	1
Benzo[g,h,i]perylene	7.3	U	7.3	3.6	ug/Kg	☼	12/03/11 10:29	12/07/11 14:55	1
Benzo[k]fluoranthene	7.3	U	7.3	3.6	ug/Kg	☼	12/03/11 10:29	12/07/11 14:55	1
Bis(2-chloroethoxy)methane	110	U	110	24	ug/Kg	☼	12/03/11 10:29	12/07/11 14:55	1
Bis(2-chloroethyl)ether	110	U	110	2.2	ug/Kg	☼	12/03/11 10:29	12/07/11 14:55	1
Bis(2-ethylhexyl) phthalate	55	U	55	21	ug/Kg	☼	12/03/11 10:29	12/07/11 14:55	1
Butyl benzyl phthalate	55	U	55	11	ug/Kg	☼	12/03/11 10:29	12/07/11 14:55	1
Caprolactam	360	U	360	40	ug/Kg	☼	12/03/11 10:29	12/07/11 14:55	1
Carbazole	55	U	55	30	ug/Kg	☼	12/03/11 10:29	12/07/11 14:55	1
Chrysene	7.3	U	7.3	1.2	ug/Kg	☼	12/03/11 10:29	12/07/11 14:55	1
Dibenz(a,h)anthracene	7.3	U	7.3	3.6	ug/Kg	☼	12/03/11 10:29	12/07/11 14:55	1
Dibenzofuran	55	U	55	3.6	ug/Kg	☼	12/03/11 10:29	12/07/11 14:55	1

Client Sample ID: S-017324-112911-TP-115
Date Collected: 11/29/11 08:30
Date Received: 11/30/11 16:31

Lab Sample ID: 240-6361-3
Matrix: Solid
Percent Solids: 90.9

Method: 8270C - Semivolatile Organic Compounds (GC/MS) (Continued)

Analyte	Result	Qualifier	RL	MDL	Unit	D	Prepared	Analyzed	Dil Fac
Diethyl phthalate	55	U	55	17	ug/Kg	☼	12/03/11 10:29	12/07/11 14:55	1
Dimethyl phthalate	55	U	55	19	ug/Kg	☼	12/03/11 10:29	12/07/11 14:55	1
Di-n-butyl phthalate	55	U	55	16	ug/Kg	☼	12/03/11 10:29	12/07/11 14:55	1
Di-n-octyl phthalate	55	U	55	30	ug/Kg	☼	12/03/11 10:29	12/07/11 14:55	1
Fluoranthene	7.3	U	7.3	3.6	ug/Kg	☼	12/03/11 10:29	12/07/11 14:55	1
Fluorene	7.3	U	7.3	3.6	ug/Kg	☼	12/03/11 10:29	12/07/11 14:55	1
Hexachlorobenzene	7.3	U	7.3	2.3	ug/Kg	☼	12/03/11 10:29	12/07/11 14:55	1
Hexachlorobutadiene	55	U	55	30	ug/Kg	☼	12/03/11 10:29	12/07/11 14:55	1
Hexachlorocyclopentadiene	360	U	360	30	ug/Kg	☼	12/03/11 10:29	12/07/11 14:55	1
Hexachloroethane	55	U	55	9.8	ug/Kg	☼	12/03/11 10:29	12/07/11 14:55	1
Indeno[1,2,3-cd]pyrene	7.3	U	7.3	3.6	ug/Kg	☼	12/03/11 10:29	12/07/11 14:55	1
Isophorone	55	U	55	14	ug/Kg	☼	12/03/11 10:29	12/07/11 14:55	1
Naphthalene	7.3	U	7.3	3.6	ug/Kg	☼	12/03/11 10:29	12/07/11 14:55	1
Nitrobenzene	110	U	110	2.4	ug/Kg	☼	12/03/11 10:29	12/07/11 14:55	1
N-Nitrosodi-n-propylamine	55	U	55	30	ug/Kg	☼	12/03/11 10:29	12/07/11 14:55	1
N-Nitrosodiphenylamine	55	U	55	23	ug/Kg	☼	12/03/11 10:29	12/07/11 14:55	1
Pentachlorophenol	160	U	160	87	ug/Kg	☼	12/03/11 10:29	12/07/11 14:55	1
Phenol	55	U	55	30	ug/Kg	☼	12/03/11 10:29	12/07/11 14:55	1
Phenanthrene	7.3	U	7.3	3.6	ug/Kg	☼	12/03/11 10:29	12/07/11 14:55	1
Pyrene	7.3	U	7.3	3.6	ug/Kg	☼	12/03/11 10:29	12/07/11 14:55	1
3 & 4 Methylphenol	440	U	440	22	ug/Kg	☼	12/03/11 10:29	12/07/11 14:55	1

Surrogate	*%Recovery*	*Qualifier*	*Limits*	*Prepared*	*Analyzed*	*Dil Fac*
2-Fluorobiphenyl (Surr)	*38*		*34 - 110*	*12/03/11 10:29*	*12/07/11 14:55*	*1*
2-Fluorophenol (Surr)	*45*		*26 - 110*	*12/03/11 10:29*	*12/07/11 14:55*	*1*
2,4,6-Tribromophenol (Surr)	*35*		*10 - 118*	*12/03/11 10:29*	*12/07/11 14:55*	*1*
Nitrobenzene-d5 (Surr)	*41*		*24 - 112*	*12/03/11 10:29*	*12/07/11 14:55*	*1*
Phenol-d5 (Surr)	*42*		*28 - 110*	*12/03/11 10:29*	*12/07/11 14:55*	*1*
Terphenyl-d14 (Surr)	*60*		*41 - 119*	*12/03/11 10:29*	*12/07/11 14:55*	*1*

Method: 8082 - Polychlorinated Biphenyls (PCBs) by Gas Chromatography

Analyte	Result	Qualifier	RL	MDL	Unit	D	Prepared	Analyzed	Dil Fac
Aroclor-1016	36	U	36	23	ug/Kg	☼	12/03/11 10:22	12/08/11 04:00	1
Aroclor-1221	36	U	36	18	ug/Kg	☼	12/03/11 10:22	12/08/11 04:00	1
Aroclor-1232	36	U	36	15	ug/Kg	☼	12/03/11 10:22	12/08/11 04:00	1
Aroclor-1242	36	U	36	14	ug/Kg	☼	12/03/11 10:22	12/08/11 04:00	1
Aroclor-1248	36	U	36	19	ug/Kg	☼	12/03/11 10:22	12/08/11 04:00	1
Aroclor-1254	36	U	36	19	ug/Kg	☼	12/03/11 10:22	12/08/11 04:00	1
Aroclor-1260	36	U	36	19	ug/Kg	☼	12/03/11 10:22	12/08/11 04:00	1

Surrogate	*%Recovery*	*Qualifier*	*Limits*	*Prepared*	*Analyzed*	*Dil Fac*
Tetrachloro-m-xylene	*78*		*29 - 151*	*12/03/11 10:22*	*12/08/11 04:00*	*1*
DCB Decachlorobiphenyl	*73*		*14 - 163*	*12/03/11 10:22*	*12/08/11 04:00*	*1*

Method: 6010B - Metals (ICP)

Analyte	Result	Qualifier	RL	MDL	Unit	D	Prepared	Analyzed	Dil Fac
Aluminum	**4000**		21	10	mg/Kg	☼	12/02/11 09:44	12/06/11 00:08	1
Antimony	1.1	U	1.1	0.42	mg/Kg	☼	12/02/11 09:44	12/06/11 00:08	1
Barium	**23**	**B**	21	0.076	mg/Kg	☼	12/02/11 09:44	12/06/11 00:08	1
Beryllium	**0.21**	**J**	0.53	0.046	mg/Kg	☼	12/02/11 09:44	12/06/11 00:08	1
Calcium	**100000**	**B**	2700	85	mg/Kg	☼	12/02/11 09:44	12/06/11 13:03	5

Client: Conestoga-Rovers & Associates, Inc.
Project/Site: 17324-T07, RACER Former MTM

TestAmerica Job ID: 240-6361-1

Client Sample ID: S-017324-112911-TP-115
Date Collected: 11/29/11 08:30
Date Received: 11/30/11 16:31

Lab Sample ID: 240-6361-3
Matrix: Solid
Percent Solids: 90.9

Method: 6010B - Metals (ICP) (Continued)

Analyte	Result	Qualifier	RL	MDL	Unit	D	Prepared	Analyzed	Dil Fac
Cadmium	0.095	J	0.21	0.038	mg/Kg	☼	12/02/11 09:44	12/06/11 00:08	1
Cobalt	5.2	J	5.3	0.17	mg/Kg	☼	12/02/11 09:44	12/06/11 00:08	1
Chromium	7.7		0.53	0.21	mg/Kg	☼	12/02/11 09:44	12/06/11 00:08	1
Copper	13		2.7	0.79	mg/Kg	☼	12/02/11 09:44	12/06/11 00:08	1
Iron	9500		11	5.2	mg/Kg	☼	12/02/11 09:44	12/06/11 00:08	1
Potassium	850	B	530	6.6	mg/Kg	☼	12/02/11 09:44	12/06/11 00:08	1
Magnesium	42000	B	530	5.4	mg/Kg	☼	12/02/11 09:44	12/06/11 00:08	1
Manganese	240		1.6	0.079	mg/Kg	☼	12/02/11 09:44	12/06/11 00:08	1
Silver	0.53	U	0.53	0.11	mg/Kg	☼	12/02/11 09:44	12/06/11 00:08	1
Sodium	98	J	530	71	mg/Kg	☼	12/02/11 09:44	12/06/11 00:08	1
Nickel	12		4.3	0.29	mg/Kg	☼	12/02/11 09:44	12/06/11 00:08	1
Vanadium	11		5.3	0.13	mg/Kg	☼	12/02/11 09:44	12/06/11 00:08	1
Zinc	32		2.1	1.1	mg/Kg	☼	12/02/11 09:44	12/06/11 00:08	1
Arsenic	5.2		1.1	0.32	mg/Kg	☼	12/02/11 09:44	12/06/11 00:08	1
Lead	4.8		0.32	0.20	mg/Kg	☼	12/02/11 09:44	12/06/11 00:08	1
Selenium	0.53	U	0.53	0.48	mg/Kg	☼	12/02/11 09:44	12/06/11 00:08	1
Thallium	1.1	U	1.1	0.59	mg/Kg	☼	12/02/11 09:44	12/06/11 00:08	1

Method: 7471A - Mercury (CVAA)

Analyte	Result	Qualifier	RL	MDL	Unit	D	Prepared	Analyzed	Dil Fac
Mercury	0.081	U	0.081	0.012	mg/Kg	☼	12/02/11 13:40	12/06/11 09:27	1

Client: Conestoga-Rovers & Associates, Inc.
Project/Site: 17324-T07, RACER Former MTM

TestAmerica Job ID: 240-6361-1

Client Sample ID: S-017324-112911-TP-116
Date Collected: 11/29/11 08:55
Date Received: 11/30/11 16:31

Lab Sample ID: 240-6361-4
Matrix: Solid
Percent Solids: 80.4

Method: 8260B - Volatile Organic Compounds (GC/MS)

Analyte	Result	Qualifier	RL	MDL	Unit	D	Prepared	Analyzed	Dil Fac
Acetone	11	U	11	3.4	ug/Kg	☼	11/30/11 19:30	12/06/11 18:13	1
Benzene	2.7	U	2.7	0.12	ug/Kg	☼	11/30/11 19:30	12/06/11 18:13	1
Dichlorobromomethane	2.7	U	2.7	0.15	ug/Kg	☼	11/30/11 19:30	12/06/11 18:13	1
Bromoform	2.7	U	2.7	0.18	ug/Kg	☼	11/30/11 19:30	12/06/11 18:13	1
Bromomethane	2.7	U	2.7	0.29	ug/Kg	☼	11/30/11 19:30	12/06/11 18:13	1
2-Butanone (MEK)	11	U	11	0.75	ug/Kg	☼	11/30/11 19:30	12/06/11 18:13	1
Carbon disulfide	2.7	U	2.7	0.24	ug/Kg	☼	11/30/11 19:30	12/06/11 18:13	1
Carbon tetrachloride	2.7	U	2.7	0.20	ug/Kg	☼	11/30/11 19:30	12/06/11 18:13	1
Chlorobenzene	2.7	U	2.7	0.18	ug/Kg	☼	11/30/11 19:30	12/06/11 18:13	1
Chloroethane	2.7	U	2.7	0.46	ug/Kg	☼	11/30/11 19:30	12/06/11 18:13	1
Chloroform	2.7	U	2.7	0.16	ug/Kg	☼	11/30/11 19:30	12/06/11 18:13	1
Chloromethane	2.7	U	2.7	0.22	ug/Kg	☼	11/30/11 19:30	12/06/11 18:13	1
1,1-Dichloroethane	2.7	U	2.7	0.19	ug/Kg	☼	11/30/11 19:30	12/06/11 18:13	1
1,2-Dichloroethane	**1.5**	**J**	2.7	0.18	ug/Kg	☼	11/30/11 19:30	12/06/11 18:13	1
1,1-Dichloroethene	2.7	U	2.7	0.28	ug/Kg	☼	11/30/11 19:30	12/06/11 18:13	1
1,2-Dichloropropane	2.7	U	2.7	0.37	ug/Kg	☼	11/30/11 19:30	12/06/11 18:13	1
cis-1,3-Dichloropropene	2.7	U	2.7	0.18	ug/Kg	☼	11/30/11 19:30	12/06/11 18:13	1
trans-1,3-Dichloropropene	2.7	U	2.7	0.29	ug/Kg	☼	11/30/11 19:30	12/06/11 18:13	1
Ethylbenzene	2.7	U	2.7	0.14	ug/Kg	☼	11/30/11 19:30	12/06/11 18:13	1
2-Hexanone	11	U	11	0.34	ug/Kg	☼	11/30/11 19:30	12/06/11 18:13	1
Methylene Chloride	2.7	U	2.7	0.36	ug/Kg	☼	11/30/11 19:30	12/06/11 18:13	1
4-Methyl-2-pentanone (MIBK)	11	U	11	0.29	ug/Kg	☼	11/30/11 19:30	12/06/11 18:13	1
Styrene	2.7	U	2.7	0.081	ug/Kg	☼	11/30/11 19:30	12/06/11 18:13	1
1,1,2,2-Tetrachloroethane	2.7	U	2.7	0.18	ug/Kg	☼	11/30/11 19:30	12/06/11 18:13	1
Tetrachloroethene	**14**		2.7	0.28	ug/Kg	☼	11/30/11 19:30	12/06/11 18:13	1
Toluene	**0.60**	**J**	2.7	0.14	ug/Kg	☼	11/30/11 19:30	12/06/11 18:13	1
Trichloroethene	**0.81**	**J**	2.7	0.23	ug/Kg	☼	11/30/11 19:30	12/06/11 18:13	1
Vinyl chloride	2.7	U	2.7	0.21	ug/Kg	☼	11/30/11 19:30	12/06/11 18:13	1
Xylenes, Total	5.4	U	5.4	0.36	ug/Kg	☼	11/30/11 19:30	12/06/11 18:13	1
1,1,1-Trichloroethane	2.7	U	2.7	0.30	ug/Kg	☼	11/30/11 19:30	12/06/11 18:13	1
1,1,2-Trichloroethane	2.7	U	2.7	0.21	ug/Kg	☼	11/30/11 19:30	12/06/11 18:13	1
Cyclohexane	5.4	U	5.4	0.18	ug/Kg	☼	11/30/11 19:30	12/06/11 18:13	1
1,2-Dibromo-3-Chloropropane	5.4	U	5.4	0.70	ug/Kg	☼	11/30/11 19:30	12/06/11 18:13	1
Ethylene Dibromide	2.7	U	2.7	0.27	ug/Kg	☼	11/30/11 19:30	12/06/11 18:13	1
Dichlorodifluoromethane	2.7	U	2.7	0.27	ug/Kg	☼	11/30/11 19:30	12/06/11 18:13	1
cis-1,2-Dichloroethene	**3.5**		2.7	0.19	ug/Kg	☼	11/30/11 19:30	12/06/11 18:13	1
trans-1,2-Dichloroethene	2.7	U	2.7	0.22	ug/Kg	☼	11/30/11 19:30	12/06/11 18:13	1
Isopropylbenzene	2.7	U	2.7	0.086	ug/Kg	☼	11/30/11 19:30	12/06/11 18:13	1
Methyl acetate	5.4	U	5.4	0.75	ug/Kg	☼	11/30/11 19:30	12/06/11 18:13	1
Methyl tert-butyl ether	11	U	11	0.23	ug/Kg	☼	11/30/11 19:30	12/06/11 18:13	1
1,1,2-Trichloro-1,2,2-trifluoroethane	2.7	U	2.7	0.70	ug/Kg	☼	11/30/11 19:30	12/06/11 18:13	1
1,2,4-Trichlorobenzene	2.7	U	2.7	0.14	ug/Kg	☼	11/30/11 19:30	12/06/11 18:13	1
1,2-Dichlorobenzene	2.7	U	2.7	0.19	ug/Kg	☼	11/30/11 19:30	12/06/11 18:13	1
1,3-Dichlorobenzene	2.7	U	2.7	0.19	ug/Kg	☼	11/30/11 19:30	12/06/11 18:13	1
1,4-Dichlorobenzene	2.7	U	2.7	0.35	ug/Kg	☼	11/30/11 19:30	12/06/11 18:13	1
Trichlorofluoromethane	2.7	U	2.7	0.18	ug/Kg	☼	11/30/11 19:30	12/06/11 18:13	1
Chlorodibromomethane	2.7	U	2.7	0.30	ug/Kg	☼	11/30/11 19:30	12/06/11 18:13	1
Methylcyclohexane	5.4	U	5.4	0.17	ug/Kg	☼	11/30/11 19:30	12/06/11 18:13	1

Client: Conestoga-Rovers & Associates, Inc.
Project/Site: 17324-T07, RACER Former MTM

TestAmerica Job ID: 240-6361-1

Client Sample ID: S-017324-112911-TP-116
Date Collected: 11/29/11 08:55
Date Received: 11/30/11 16:31

Lab Sample ID: 240-6361-4
Matrix: Solid
Percent Solids: 80.4

Surrogate	%Recovery	Qualifier	Limits	Prepared	Analyzed	Dil Fac
1,2-Dichloroethane-d4 (Surr)	*92*		*58 - 123*	*11/30/11 19:30*	*12/06/11 18:13*	*1*
4-Bromofluorobenzene (Surr)	*93*		*52 - 136*	*11/30/11 19:30*	*12/06/11 18:13*	*1*
Toluene-d8 (Surr)	*97*		*67 - 125*	*11/30/11 19:30*	*12/06/11 18:13*	*1*
Dibromofluoromethane (Surr)	*99*		*37 - 132*	*11/30/11 19:30*	*12/06/11 18:13*	*1*

Method: 8270C - Semivolatile Organic Compounds (GC/MS)

Analyte	Result	Qualifier	RL	MDL	Unit	D	Prepared	Analyzed	Dil Fac
1,1'-Biphenyl	62	U	62	33	ug/Kg	☼	12/03/11 10:29	12/07/11 15:13	1
2,2'-oxybis[1-chloropropane]	120	U	120	12	ug/Kg	☼	12/03/11 10:29	12/07/11 15:13	1
2,4,5-Trichlorophenol	190	U	190	31	ug/Kg	☼	12/03/11 10:29	12/07/11 15:13	1
2,4,6-Trichlorophenol	190	U	190	99	ug/Kg	☼	12/03/11 10:29	12/07/11 15:13	1
2,4-Dichlorophenol	190	U	190	25	ug/Kg	☼	12/03/11 10:29	12/07/11 15:13	1
2,4-Dimethylphenol	190	U	190	25	ug/Kg	☼	12/03/11 10:29	12/07/11 15:13	1
2,4-Dinitrophenol	410	U	410	99	ug/Kg	☼	12/03/11 10:29	12/07/11 15:13	1
2,4-Dinitrotoluene	250	U	250	33	ug/Kg	☼	12/03/11 10:29	12/07/11 15:13	1
2,6-Dinitrotoluene	250	U	250	26	ug/Kg	☼	12/03/11 10:29	12/07/11 15:13	1
2-Chloronaphthalene	62	U	62	4.1	ug/Kg	☼	12/03/11 10:29	12/07/11 15:13	1
2-Chlorophenol	62	U	62	33	ug/Kg	☼	12/03/11 10:29	12/07/11 15:13	1
2-Methylnaphthalene	8.3	U	8.3	4.1	ug/Kg	☼	12/03/11 10:29	12/07/11 15:13	1
2-Methylphenol	250	U	250	99	ug/Kg	☼	12/03/11 10:29	12/07/11 15:13	1
2-Nitroaniline	250	U	250	11	ug/Kg	☼	12/03/11 10:29	12/07/11 15:13	1
2-Nitrophenol	62	U	62	33	ug/Kg	☼	12/03/11 10:29	12/07/11 15:13	1
3,3'-Dichlorobenzidine	120	U	120	22	ug/Kg	☼	12/03/11 10:29	12/07/11 15:13	1
3-Nitroaniline	250	U	250	20	ug/Kg	☼	12/03/11 10:29	12/07/11 15:13	1
4,6-Dinitro-2-methylphenol	190	U	190	99	ug/Kg	☼	12/03/11 10:29	12/07/11 15:13	1
4-Bromophenyl phenyl ether	62	U	62	16	ug/Kg	☼	12/03/11 10:29	12/07/11 15:13	1
4-Chloro-3-methylphenol	190	U	190	26	ug/Kg	☼	12/03/11 10:29	12/07/11 15:13	1
4-Chloroaniline	190	U	190	21	ug/Kg	☼	12/03/11 10:29	12/07/11 15:13	1
4-Chlorophenyl phenyl ether	62	U	62	16	ug/Kg	☼	12/03/11 10:29	12/07/11 15:13	1
4-Nitroaniline	250	U	250	32	ug/Kg	☼	12/03/11 10:29	12/07/11 15:13	1
4-Nitrophenol	410	U	410	99	ug/Kg	☼	12/03/11 10:29	12/07/11 15:13	1
Acenaphthene	8.3	U	8.3	4.1	ug/Kg	☼	12/03/11 10:29	12/07/11 15:13	1
Acenaphthylene	8.3	U	8.3	4.1	ug/Kg	☼	12/03/11 10:29	12/07/11 15:13	1
Acetophenone	120	U	120	11	ug/Kg	☼	12/03/11 10:29	12/07/11 15:13	1
Anthracene	8.3	U	8.3	4.1	ug/Kg	☼	12/03/11 10:29	12/07/11 15:13	1
Atrazine	250	U	250	11	ug/Kg	☼	12/03/11 10:29	12/07/11 15:13	1
Benzaldehyde	120	U	120	15	ug/Kg	☼	12/03/11 10:29	12/07/11 15:13	1
Benzo[a]anthracene	8.3	U	8.3	4.1	ug/Kg	☼	12/03/11 10:29	12/07/11 15:13	1
Benzo[a]pyrene	8.3	U	8.3	4.1	ug/Kg	☼	12/03/11 10:29	12/07/11 15:13	1
Benzo[b]fluoranthene	8.3	U	8.3	4.1	ug/Kg	☼	12/03/11 10:29	12/07/11 15:13	1
Benzo[g,h,i]perylene	8.3	U	8.3	4.1	ug/Kg	☼	12/03/11 10:29	12/07/11 15:13	1
Benzo[k]fluoranthene	8.3	U	8.3	4.1	ug/Kg	☼	12/03/11 10:29	12/07/11 15:13	1
Bis(2-chloroethoxy)methane	120	U	120	27	ug/Kg	☼	12/03/11 10:29	12/07/11 15:13	1
Bis(2-chloroethyl)ether	120	U	120	2.5	ug/Kg	☼	12/03/11 10:29	12/07/11 15:13	1
Bis(2-ethylhexyl) phthalate	62	U	62	24	ug/Kg	☼	12/03/11 10:29	12/07/11 15:13	1
Butyl benzyl phthalate	62	U	62	12	ug/Kg	☼	12/03/11 10:29	12/07/11 15:13	1
Caprolactam	410	U	410	46	ug/Kg	☼	12/03/11 10:29	12/07/11 15:13	1
Carbazole	62	U	62	33	ug/Kg	☼	12/03/11 10:29	12/07/11 15:13	1
Chrysene	8.3	U	8.3	1.4	ug/Kg	☼	12/03/11 10:29	12/07/11 15:13	1
Dibenz(a,h)anthracene	8.3	U	8.3	4.1	ug/Kg	☼	12/03/11 10:29	12/07/11 15:13	1
Dibenzofuran	62	U	62	4.1	ug/Kg	☼	12/03/11 10:29	12/07/11 15:13	1

Client: Conestoga-Rovers & Associates, Inc.
Project/Site: 17324-T07, RACER Former MTM

TestAmerica Job ID: 240-6361-1

Client Sample ID: S-017324-112911-TP-116
Date Collected: 11/29/11 08:55
Date Received: 11/30/11 16:31

Lab Sample ID: 240-6361-4
Matrix: Solid
Percent Solids: 80.4

Method: 8270C - Semivolatile Organic Compounds (GC/MS) (Continued)

Analyte	Result	Qualifier	RL	MDL	Unit	D	Prepared	Analyzed	Dil Fac
Diethyl phthalate	62	U	62	20	ug/Kg	☼	12/03/11 10:29	12/07/11 15:13	1
Dimethyl phthalate	62	U	62	21	ug/Kg	☼	12/03/11 10:29	12/07/11 15:13	1
Di-n-butyl phthalate	62	U	62	19	ug/Kg	☼	12/03/11 10:29	12/07/11 15:13	1
Di-n-octyl phthalate	62	U	62	33	ug/Kg	☼	12/03/11 10:29	12/07/11 15:13	1
Fluoranthene	8.3	U	8.3	4.1	ug/Kg	☼	12/03/11 10:29	12/07/11 15:13	1
Fluorene	8.3	U	8.3	4.1	ug/Kg	☼	12/03/11 10:29	12/07/11 15:13	1
Hexachlorobenzene	8.3	U	8.3	2.6	ug/Kg	☼	12/03/11 10:29	12/07/11 15:13	1
Hexachlorobutadiene	62	U	62	33	ug/Kg	☼	12/03/11 10:29	12/07/11 15:13	1
Hexachlorocyclopentadiene	410	U	410	33	ug/Kg	☼	12/03/11 10:29	12/07/11 15:13	1
Hexachloroethane	62	U	62	11	ug/Kg	☼	12/03/11 10:29	12/07/11 15:13	1
Indeno[1,2,3-cd]pyrene	8.3	U	8.3	4.1	ug/Kg	☼	12/03/11 10:29	12/07/11 15:13	1
Isophorone	62	U	62	16	ug/Kg	☼	12/03/11 10:29	12/07/11 15:13	1
Naphthalene	8.3	U	8.3	4.1	ug/Kg	☼	12/03/11 10:29	12/07/11 15:13	1
Nitrobenzene	120	U	120	2.7	ug/Kg	☼	12/03/11 10:29	12/07/11 15:13	1
N-Nitrosodi-n-propylamine	62	U	62	33	ug/Kg	☼	12/03/11 10:29	12/07/11 15:13	1
N-Nitrosodiphenylamine	62	U	62	26	ug/Kg	☼	12/03/11 10:29	12/07/11 15:13	1
Pentachlorophenol	190	U	190	99	ug/Kg	☼	12/03/11 10:29	12/07/11 15:13	1
Phenol	62	U	62	33	ug/Kg	☼	12/03/11 10:29	12/07/11 15:13	1
Phenanthrene	8.3	U	8.3	4.1	ug/Kg	☼	12/03/11 10:29	12/07/11 15:13	1
Pyrene	8.3	U	8.3	4.1	ug/Kg	☼	12/03/11 10:29	12/07/11 15:13	1
3 & 4 Methylphenol	500	U	500	25	ug/Kg	☼	12/03/11 10:29	12/07/11 15:13	1

Surrogate	*%Recovery*	*Qualifier*	*Limits*	*Prepared*	*Analyzed*	*Dil Fac*
2-Fluorobiphenyl (Surr)	*49*		*34 - 110*	*12/03/11 10:29*	*12/07/11 15:13*	*1*
2-Fluorophenol (Surr)	*58*		*26 - 110*	*12/03/11 10:29*	*12/07/11 15:13*	*1*
2,4,6-Tribromophenol (Surr)	*41*		*10 - 118*	*12/03/11 10:29*	*12/07/11 15:13*	*1*
Nitrobenzene-d5 (Surr)	*53*		*24 - 112*	*12/03/11 10:29*	*12/07/11 15:13*	*1*
Phenol-d5 (Surr)	*54*		*28 - 110*	*12/03/11 10:29*	*12/07/11 15:13*	*1*
Terphenyl-d14 (Surr)	*67*		*41 - 119*	*12/03/11 10:29*	*12/07/11 15:13*	*1*

Method: 8082 - Polychlorinated Biphenyls (PCBs) by Gas Chromatography

Analyte	Result	Qualifier	RL	MDL	Unit	D	Prepared	Analyzed	Dil Fac
Aroclor-1016	41	U	41	26	ug/Kg	☼	12/03/11 10:22	12/08/11 04:15	1
Aroclor-1221	41	U	41	20	ug/Kg	☼	12/03/11 10:22	12/08/11 04:15	1
Aroclor-1232	41	U	41	17	ug/Kg	☼	12/03/11 10:22	12/08/11 04:15	1
Aroclor-1242	41	U	41	16	ug/Kg	☼	12/03/11 10:22	12/08/11 04:15	1
Aroclor-1248	41	U	41	21	ug/Kg	☼	12/03/11 10:22	12/08/11 04:15	1
Aroclor-1254	41	U	41	21	ug/Kg	☼	12/03/11 10:22	12/08/11 04:15	1
Aroclor-1260	41	U	41	21	ug/Kg	☼	12/03/11 10:22	12/08/11 04:15	1

Surrogate	*%Recovery*	*Qualifier*	*Limits*	*Prepared*	*Analyzed*	*Dil Fac*
Tetrachloro-m-xylene	*73*		*29 - 151*	*12/03/11 10:22*	*12/08/11 04:15*	*1*
DCB Decachlorobiphenyl	*72*		*14 - 163*	*12/03/11 10:22*	*12/08/11 04:15*	*1*

Method: 6010B - Metals (ICP)

Analyte	Result	Qualifier	RL	MDL	Unit	D	Prepared	Analyzed	Dil Fac
Aluminum	**15000**		25	12	mg/Kg	☼	12/02/11 09:44	12/05/11 23:22	1
Antimony	1.2	U	1.2	0.48	mg/Kg	☼	12/02/11 09:44	12/05/11 23:22	1
Barium	**110**	**B**	25	0.087	mg/Kg	☼	12/02/11 09:44	12/05/11 23:22	1
Beryllium	**0.73**		0.62	0.053	mg/Kg	☼	12/02/11 09:44	12/05/11 23:22	1
Calcium	**37000**	**B**	620	20	mg/Kg	☼	12/02/11 09:44	12/05/11 23:22	1

Client: Conestoga-Rovers & Associates, Inc.
Project/Site: 17324-T07, RACER Former MTM

TestAmerica Job ID: 240-6361-1

Client Sample ID: S-017324-112911-TP-116
Date Collected: 11/29/11 08:55
Date Received: 11/30/11 16:31

Lab Sample ID: 240-6361-4
Matrix: Solid
Percent Solids: 80.4

Method: 6010B - Metals (ICP) (Continued)

Analyte	Result	Qualifier	RL	MDL	Unit	D	Prepared	Analyzed	Dil Fac
Cadmium	0.20	J	0.25	0.044	mg/Kg	☼	12/02/11 09:44	12/05/11 23:22	1
Cobalt	8.4		6.2	0.20	mg/Kg	☼	12/02/11 09:44	12/05/11 23:22	1
Chromium	20		0.62	0.25	mg/Kg	☼	12/02/11 09:44	12/05/11 23:22	1
Copper	26		3.1	0.91	mg/Kg	☼	12/02/11 09:44	12/05/11 23:22	1
Iron	24000		12	6.0	mg/Kg	☼	12/02/11 09:44	12/05/11 23:22	1
Potassium	1500	B	620	7.6	mg/Kg	☼	12/02/11 09:44	12/05/11 23:22	1
Magnesium	25000	B	620	6.3	mg/Kg	☼	12/02/11 09:44	12/05/11 23:22	1
Manganese	410		1.8	0.091	mg/Kg	☼	12/02/11 09:44	12/05/11 23:22	1
Silver	0.62	U	0.62	0.12	mg/Kg	☼	12/02/11 09:44	12/05/11 23:22	1
Sodium	90	J	620	81	mg/Kg	☼	12/02/11 09:44	12/05/11 23:22	1
Nickel	26		4.9	0.33	mg/Kg	☼	12/02/11 09:44	12/05/11 23:22	1
Vanadium	31		6.2	0.15	mg/Kg	☼	12/02/11 09:44	12/05/11 23:22	1
Zinc	70		2.5	1.2	mg/Kg	☼	12/02/11 09:44	12/05/11 23:22	1
Arsenic	11		1.2	0.37	mg/Kg	☼	12/02/11 09:44	12/05/11 23:22	1
Lead	13		0.37	0.23	mg/Kg	☼	12/02/11 09:44	12/05/11 23:22	1
Selenium	0.66		0.62	0.55	mg/Kg	☼	12/02/11 09:44	12/05/11 23:22	1
Thallium	1.2	U	1.2	0.68	mg/Kg	☼	12/02/11 09:44	12/05/11 23:22	1

Method: 7471A - Mercury (CVAA)

Analyte	Result	Qualifier	RL	MDL	Unit	D	Prepared	Analyzed	Dil Fac
Mercury	0.040	J	0.12	0.017	mg/Kg	☼	12/02/11 13:40	12/06/11 09:18	1

Client: Conestoga-Rovers & Associates, Inc.
Project/Site: 17324-T07, RACER Former MTM

TestAmerica Job ID: 240-6361-1

Client Sample ID: S-017324-112911-TP-117
Date Collected: 11/29/11 09:20
Date Received: 11/30/11 16:31

Lab Sample ID: 240-6361-5
Matrix: Solid
Percent Solids: 92.4

Method: 8260B - Volatile Organic Compounds (GC/MS)

Analyte	Result	Qualifier	RL	MDL	Unit	D	Prepared	Analyzed	Dil Fac
Acetone	7.4	U	7.4	2.3	ug/Kg	☼	11/30/11 19:30	12/06/11 19:39	1
Benzene	1.9	U	1.9	0.086	ug/Kg	☼	11/30/11 19:30	12/06/11 19:39	1
Dichlorobromomethane	1.9	U	1.9	0.10	ug/Kg	☼	11/30/11 19:30	12/06/11 19:39	1
Bromoform	1.9	U	1.9	0.12	ug/Kg	☼	11/30/11 19:30	12/06/11 19:39	1
Bromomethane	1.9	U	1.9	0.20	ug/Kg	☼	11/30/11 19:30	12/06/11 19:39	1
2-Butanone (MEK)	7.4	U	7.4	0.52	ug/Kg	☼	11/30/11 19:30	12/06/11 19:39	1
Carbon disulfide	1.9	U	1.9	0.16	ug/Kg	☼	11/30/11 19:30	12/06/11 19:39	1
Carbon tetrachloride	1.9	U	1.9	0.14	ug/Kg	☼	11/30/11 19:30	12/06/11 19:39	1
Chlorobenzene	1.9	U	1.9	0.12	ug/Kg	☼	11/30/11 19:30	12/06/11 19:39	1
Chloroethane	1.9	U	1.9	0.32	ug/Kg	☼	11/30/11 19:30	12/06/11 19:39	1
Chloroform	1.9	U	1.9	0.11	ug/Kg	☼	11/30/11 19:30	12/06/11 19:39	1
Chloromethane	1.9	U	1.9	0.15	ug/Kg	☼	11/30/11 19:30	12/06/11 19:39	1
1,1-Dichloroethane	1.9	U	1.9	0.13	ug/Kg	☼	11/30/11 19:30	12/06/11 19:39	1
1,2-Dichloroethane	**0.39**	**J**	1.9	0.13	ug/Kg	☼	11/30/11 19:30	12/06/11 19:39	1
1,1-Dichloroethene	1.9	U	1.9	0.19	ug/Kg	☼	11/30/11 19:30	12/06/11 19:39	1
1,2-Dichloropropane	1.9	U	1.9	0.26	ug/Kg	☼	11/30/11 19:30	12/06/11 19:39	1
cis-1,3-Dichloropropene	1.9	U	1.9	0.13	ug/Kg	☼	11/30/11 19:30	12/06/11 19:39	1
trans-1,3-Dichloropropene	1.9	U	1.9	0.20	ug/Kg	☼	11/30/11 19:30	12/06/11 19:39	1
Ethylbenzene	1.9	U	1.9	0.097	ug/Kg	☼	11/30/11 19:30	12/06/11 19:39	1
2-Hexanone	7.4	U	7.4	0.23	ug/Kg	☼	11/30/11 19:30	12/06/11 19:39	1
Methylene Chloride	1.9	U	1.9	0.25	ug/Kg	☼	11/30/11 19:30	12/06/11 19:39	1
4-Methyl-2-pentanone (MIBK)	7.4	U	7.4	0.20	ug/Kg	☼	11/30/11 19:30	12/06/11 19:39	1
Styrene	1.9	U	1.9	0.056	ug/Kg	☼	11/30/11 19:30	12/06/11 19:39	1
1,1,2,2-Tetrachloroethane	1.9	U	1.9	0.13	ug/Kg	☼	11/30/11 19:30	12/06/11 19:39	1
Tetrachloroethene	1.9	U	1.9	0.19	ug/Kg	☼	11/30/11 19:30	12/06/11 19:39	1
Toluene	**0.19**	**J**	1.9	0.10	ug/Kg	☼	11/30/11 19:30	12/06/11 19:39	1
Trichloroethene	1.9	U	1.9	0.16	ug/Kg	☼	11/30/11 19:30	12/06/11 19:39	1
Vinyl chloride	1.9	U	1.9	0.15	ug/Kg	☼	11/30/11 19:30	12/06/11 19:39	1
Xylenes, Total	3.7	U	3.7	0.25	ug/Kg	☼	11/30/11 19:30	12/06/11 19:39	1
1,1,1-Trichloroethane	1.9	U	1.9	0.21	ug/Kg	☼	11/30/11 19:30	12/06/11 19:39	1
1,1,2-Trichloroethane	1.9	U	1.9	0.15	ug/Kg	☼	11/30/11 19:30	12/06/11 19:39	1
Cyclohexane	3.7	U	3.7	0.12	ug/Kg	☼	11/30/11 19:30	12/06/11 19:39	1
1,2-Dibromo-3-Chloropropane	3.7	U	3.7	0.48	ug/Kg	☼	11/30/11 19:30	12/06/11 19:39	1
Ethylene Dibromide	1.9	U	1.9	0.19	ug/Kg	☼	11/30/11 19:30	12/06/11 19:39	1
Dichlorodifluoromethane	1.9	U	1.9	0.19	ug/Kg	☼	11/30/11 19:30	12/06/11 19:39	1
cis-1,2-Dichloroethene	1.9	U	1.9	0.13	ug/Kg	☼	11/30/11 19:30	12/06/11 19:39	1
trans-1,2-Dichloroethene	1.9	U	1.9	0.15	ug/Kg	☼	11/30/11 19:30	12/06/11 19:39	1
Isopropylbenzene	1.9	U	1.9	0.060	ug/Kg	☼	11/30/11 19:30	12/06/11 19:39	1
Methyl acetate	3.7	U	3.7	0.52	ug/Kg	☼	11/30/11 19:30	12/06/11 19:39	1
Methyl tert-butyl ether	7.4	U	7.4	0.16	ug/Kg	☼	11/30/11 19:30	12/06/11 19:39	1
1,1,2-Trichloro-1,2,2-trifluoroethane	1.9	U	1.9	0.48	ug/Kg	☼	11/30/11 19:30	12/06/11 19:39	1
1,2,4-Trichlorobenzene	1.9	U	1.9	0.10	ug/Kg	☼	11/30/11 19:30	12/06/11 19:39	1
1,2-Dichlorobenzene	1.9	U	1.9	0.13	ug/Kg	☼	11/30/11 19:30	12/06/11 19:39	1
1,3-Dichlorobenzene	1.9	U	1.9	0.13	ug/Kg	☼	11/30/11 19:30	12/06/11 19:39	1
1,4-Dichlorobenzene	1.9	U	1.9	0.25	ug/Kg	☼	11/30/11 19:30	12/06/11 19:39	1
Trichlorofluoromethane	1.9	U	1.9	0.13	ug/Kg	☼	11/30/11 19:30	12/06/11 19:39	1
Chlorodibromomethane	1.9	U	1.9	0.20	ug/Kg	☼	11/30/11 19:30	12/06/11 19:39	1
Methylcyclohexane	3.7	U	3.7	0.12	ug/Kg	☼	11/30/11 19:30	12/06/11 19:39	1

Client Sample ID: S-017324-112911-TP-117
Date Collected: 11/29/11 09:20
Date Received: 11/30/11 16:31

Lab Sample ID: 240-6361-5
Matrix: Solid
Percent Solids: 92.4

Surrogate	%Recovery	Qualifier	Limits	Prepared	Analyzed	Dil Fac
1,2-Dichloroethane-d4 (Surr)	*99*		*58 - 123*	*11/30/11 19:30*	*12/06/11 19:39*	*1*
4-Bromofluorobenzene (Surr)	*86*		*52 - 136*	*11/30/11 19:30*	*12/06/11 19:39*	*1*
Toluene-d8 (Surr)	*93*		*67 - 125*	*11/30/11 19:30*	*12/06/11 19:39*	*1*
Dibromofluoromethane (Surr)	*107*		*37 - 132*	*11/30/11 19:30*	*12/06/11 19:39*	*1*

Method: 8270C - Semivolatile Organic Compounds (GC/MS)

Analyte	Result	Qualifier	RL	MDL	Unit	D	Prepared	Analyzed	Dil Fac
1,1'-Biphenyl	54	U	54	29	ug/Kg	☼	12/03/11 10:29	12/07/11 16:07	1
2,2'-oxybis[1-chloropropane]	110	U	110	10	ug/Kg	☼	12/03/11 10:29	12/07/11 16:07	1
2,4,5-Trichlorophenol	160	U	160	27	ug/Kg	☼	12/03/11 10:29	12/07/11 16:07	1
2,4,6-Trichlorophenol	160	U	160	86	ug/Kg	☼	12/03/11 10:29	12/07/11 16:07	1
2,4-Dichlorophenol	160	U	160	22	ug/Kg	☼	12/03/11 10:29	12/07/11 16:07	1
2,4-Dimethylphenol	160	U	160	22	ug/Kg	☼	12/03/11 10:29	12/07/11 16:07	1
2,4-Dinitrophenol	360	U	360	86	ug/Kg	☼	12/03/11 10:29	12/07/11 16:07	1
2,4-Dinitrotoluene	220	U	220	29	ug/Kg	☼	12/03/11 10:29	12/07/11 16:07	1
2,6-Dinitrotoluene	220	U	220	23	ug/Kg	☼	12/03/11 10:29	12/07/11 16:07	1
2-Chloronaphthalene	54	U	54	3.6	ug/Kg	☼	12/03/11 10:29	12/07/11 16:07	1
2-Chlorophenol	54	U	54	29	ug/Kg	☼	12/03/11 10:29	12/07/11 16:07	1
2-Methylnaphthalene	7.2	U	7.2	3.6	ug/Kg	☼	12/03/11 10:29	12/07/11 16:07	1
2-Methylphenol	220	U	220	86	ug/Kg	☼	12/03/11 10:29	12/07/11 16:07	1
2-Nitroaniline	220	U	220	9.8	ug/Kg	☼	12/03/11 10:29	12/07/11 16:07	1
2-Nitrophenol	54	U	54	29	ug/Kg	☼	12/03/11 10:29	12/07/11 16:07	1
3,3'-Dichlorobenzidine	110	U	110	19	ug/Kg	☼	12/03/11 10:29	12/07/11 16:07	1
3-Nitroaniline	220	U	220	17	ug/Kg	☼	12/03/11 10:29	12/07/11 16:07	1
4,6-Dinitro-2-methylphenol	160	U	160	86	ug/Kg	☼	12/03/11 10:29	12/07/11 16:07	1
4-Bromophenyl phenyl ether	54	U	54	14	ug/Kg	☼	12/03/11 10:29	12/07/11 16:07	1
4-Chloro-3-methylphenol	160	U	160	23	ug/Kg	☼	12/03/11 10:29	12/07/11 16:07	1
4-Chloroaniline	160	U	160	18	ug/Kg	☼	12/03/11 10:29	12/07/11 16:07	1
4-Chlorophenyl phenyl ether	54	U	54	14	ug/Kg	☼	12/03/11 10:29	12/07/11 16:07	1
4-Nitroaniline	220	U	220	28	ug/Kg	☼	12/03/11 10:29	12/07/11 16:07	1
4-Nitrophenol	360	U	360	86	ug/Kg	☼	12/03/11 10:29	12/07/11 16:07	1
Acenaphthene	7.2	U	7.2	3.6	ug/Kg	☼	12/03/11 10:29	12/07/11 16:07	1
Acenaphthylene	7.2	U	7.2	3.6	ug/Kg	☼	12/03/11 10:29	12/07/11 16:07	1
Acetophenone	110	U	110	9.9	ug/Kg	☼	12/03/11 10:29	12/07/11 16:07	1
Anthracene	7.2	U	7.2	3.6	ug/Kg	☼	12/03/11 10:29	12/07/11 16:07	1
Atrazine	220	U	220	9.8	ug/Kg	☼	12/03/11 10:29	12/07/11 16:07	1
Benzaldehyde	110	U	110	13	ug/Kg	☼	12/03/11 10:29	12/07/11 16:07	1
Benzo[a]anthracene	7.2	U	7.2	3.6	ug/Kg	☼	12/03/11 10:29	12/07/11 16:07	1
Benzo[a]pyrene	7.2	U	7.2	3.6	ug/Kg	☼	12/03/11 10:29	12/07/11 16:07	1
Benzo[b]fluoranthene	7.2	U	7.2	3.6	ug/Kg	☼	12/03/11 10:29	12/07/11 16:07	1
Benzo[g,h,i]perylene	7.2	U	7.2	3.6	ug/Kg	☼	12/03/11 10:29	12/07/11 16:07	1
Benzo[k]fluoranthene	7.2	U	7.2	3.6	ug/Kg	☼	12/03/11 10:29	12/07/11 16:07	1
Bis(2-chloroethoxy)methane	110	U	110	24	ug/Kg	☼	12/03/11 10:29	12/07/11 16:07	1
Bis(2-chloroethyl)ether	110	U	110	2.2	ug/Kg	☼	12/03/11 10:29	12/07/11 16:07	1
Bis(2-ethylhexyl) phthalate	54	U	54	20	ug/Kg	☼	12/03/11 10:29	12/07/11 16:07	1
Butyl benzyl phthalate	54	U	54	11	ug/Kg	☼	12/03/11 10:29	12/07/11 16:07	1
Caprolactam	360	U	360	40	ug/Kg	☼	12/03/11 10:29	12/07/11 16:07	1
Carbazole	54	U	54	29	ug/Kg	☼	12/03/11 10:29	12/07/11 16:07	1
Chrysene	7.2	U	7.2	1.2	ug/Kg	☼	12/03/11 10:29	12/07/11 16:07	1
Dibenz(a,h)anthracene	7.2	U	7.2	3.6	ug/Kg	☼	12/03/11 10:29	12/07/11 16:07	1
Dibenzofuran	54	U	54	3.6	ug/Kg	☼	12/03/11 10:29	12/07/11 16:07	1

Client Sample ID: S-017324-112911-TP-117
Date Collected: 11/29/11 09:20
Date Received: 11/30/11 16:31

Lab Sample ID: 240-6361-5
Matrix: Solid
Percent Solids: 92.4

Method: 8270C - Semivolatile Organic Compounds (GC/MS) (Continued)

Analyte	Result	Qualifier	RL	MDL	Unit	D	Prepared	Analyzed	Dil Fac
Diethyl phthalate	54	U	54	17	ug/Kg	☼	12/03/11 10:29	12/07/11 16:07	1
Dimethyl phthalate	54	U	54	18	ug/Kg	☼	12/03/11 10:29	12/07/11 16:07	1
Di-n-butyl phthalate	54	U	54	16	ug/Kg	☼	12/03/11 10:29	12/07/11 16:07	1
Di-n-octyl phthalate	54	U	54	29	ug/Kg	☼	12/03/11 10:29	12/07/11 16:07	1
Fluoranthene	7.2	U	7.2	3.6	ug/Kg	☼	12/03/11 10:29	12/07/11 16:07	1
Fluorene	7.2	U	7.2	3.6	ug/Kg	☼	12/03/11 10:29	12/07/11 16:07	1
Hexachlorobenzene	7.2	U	7.2	2.3	ug/Kg	☼	12/03/11 10:29	12/07/11 16:07	1
Hexachlorobutadiene	54	U	54	29	ug/Kg	☼	12/03/11 10:29	12/07/11 16:07	1
Hexachlorocyclopentadiene	360	U	360	29	ug/Kg	☼	12/03/11 10:29	12/07/11 16:07	1
Hexachloroethane	54	U	54	9.7	ug/Kg	☼	12/03/11 10:29	12/07/11 16:07	1
Indeno[1,2,3-cd]pyrene	7.2	U	7.2	3.6	ug/Kg	☼	12/03/11 10:29	12/07/11 16:07	1
Isophorone	54	U	54	14	ug/Kg	☼	12/03/11 10:29	12/07/11 16:07	1
Naphthalene	7.2	U	7.2	3.6	ug/Kg	☼	12/03/11 10:29	12/07/11 16:07	1
Nitrobenzene	110	U	110	2.4	ug/Kg	☼	12/03/11 10:29	12/07/11 16:07	1
N-Nitrosodi-n-propylamine	54	U	54	29	ug/Kg	☼	12/03/11 10:29	12/07/11 16:07	1
N-Nitrosodiphenylamine	54	U	54	23	ug/Kg	☼	12/03/11 10:29	12/07/11 16:07	1
Pentachlorophenol	160	U	160	86	ug/Kg	☼	12/03/11 10:29	12/07/11 16:07	1
Phenol	54	U	54	29	ug/Kg	☼	12/03/11 10:29	12/07/11 16:07	1
Phenanthrene	7.2	U	7.2	3.6	ug/Kg	☼	12/03/11 10:29	12/07/11 16:07	1
Pyrene	7.2	U	7.2	3.6	ug/Kg	☼	12/03/11 10:29	12/07/11 16:07	1
3 & 4 Methylphenol	430	U	430	22	ug/Kg	☼	12/03/11 10:29	12/07/11 16:07	1

Surrogate	*%Recovery*	*Qualifier*	*Limits*	*Prepared*	*Analyzed*	*Dil Fac*
2-Fluorobiphenyl (Surr)	*49*		*34 - 110*	*12/03/11 10:29*	*12/07/11 16:07*	*1*
2-Fluorophenol (Surr)	*59*		*26 - 110*	*12/03/11 10:29*	*12/07/11 16:07*	*1*
2,4,6-Tribromophenol (Surr)	*42*		*10 - 118*	*12/03/11 10:29*	*12/07/11 16:07*	*1*
Nitrobenzene-d5 (Surr)	*52*		*24 - 112*	*12/03/11 10:29*	*12/07/11 16:07*	*1*
Phenol-d5 (Surr)	*55*		*28 - 110*	*12/03/11 10:29*	*12/07/11 16:07*	*1*
Terphenyl-d14 (Surr)	*69*		*41 - 119*	*12/03/11 10:29*	*12/07/11 16:07*	*1*

Method: 8082 - Polychlorinated Biphenyls (PCBs) by Gas Chromatography

Analyte	Result	Qualifier	RL	MDL	Unit	D	Prepared	Analyzed	Dil Fac
Aroclor-1016	36	U	36	23	ug/Kg	☼	12/03/11 10:22	12/08/11 04:59	1
Aroclor-1221	36	U	36	17	ug/Kg	☼	12/03/11 10:22	12/08/11 04:59	1
Aroclor-1232	36	U	36	15	ug/Kg	☼	12/03/11 10:22	12/08/11 04:59	1
Aroclor-1242	36	U	36	14	ug/Kg	☼	12/03/11 10:22	12/08/11 04:59	1
Aroclor-1248	36	U	36	18	ug/Kg	☼	12/03/11 10:22	12/08/11 04:59	1
Aroclor-1254	36	U	36	18	ug/Kg	☼	12/03/11 10:22	12/08/11 04:59	1
Aroclor-1260	36	U	36	18	ug/Kg	☼	12/03/11 10:22	12/08/11 04:59	1

Surrogate	*%Recovery*	*Qualifier*	*Limits*	*Prepared*	*Analyzed*	*Dil Fac*
Tetrachloro-m-xylene	*78*		*29 - 151*	*12/03/11 10:22*	*12/08/11 04:59*	*1*
DCB Decachlorobiphenyl	*71*		*14 - 163*	*12/03/11 10:22*	*12/08/11 04:59*	*1*

Method: 6010B - Metals (ICP)

Analyte	Result	Qualifier	RL	MDL	Unit	D	Prepared	Analyzed	Dil Fac
Aluminum	**2500**		18	8.8	mg/Kg	☼	12/02/11 09:44	12/06/11 00:13	1
Antimony	0.92	U	0.92	0.36	mg/Kg	☼	12/02/11 09:44	12/06/11 00:13	1
Barium	**22**	**B**	18	0.065	mg/Kg	☼	12/02/11 09:44	12/06/11 00:13	1
Beryllium	**0.14**	**J**	0.46	0.039	mg/Kg	☼	12/02/11 09:44	12/06/11 00:13	1
Calcium	**110000**	**B**	2300	73	mg/Kg	☼	12/02/11 09:44	12/06/11 13:09	5

Client: Conestoga-Rovers & Associates, Inc.
Project/Site: 17324-T07, RACER Former MTM

TestAmerica Job ID: 240-6361-1

Client Sample ID: S-017324-112911-TP-117
Date Collected: 11/29/11 09:20
Date Received: 11/30/11 16:31

Lab Sample ID: 240-6361-5
Matrix: Solid
Percent Solids: 92.4

Method: 6010B - Metals (ICP) (Continued)

Analyte	Result	Qualifier	RL	MDL	Unit	D	Prepared	Analyzed	Dil Fac
Cadmium	0.092	J	0.18	0.033	mg/Kg	☼	12/02/11 09:44	12/06/11 00:13	1
Cobalt	2.9	J	4.6	0.15	mg/Kg	☼	12/02/11 09:44	12/06/11 00:13	1
Chromium	5.8		0.46	0.18	mg/Kg	☼	12/02/11 09:44	12/06/11 00:13	1
Copper	11		2.3	0.68	mg/Kg	☼	12/02/11 09:44	12/06/11 00:13	1
Iron	7400		9.2	4.5	mg/Kg	☼	12/02/11 09:44	12/06/11 00:13	1
Potassium	490	B	460	5.7	mg/Kg	☼	12/02/11 09:44	12/06/11 00:13	1
Magnesium	40000	B	460	4.7	mg/Kg	☼	12/02/11 09:44	12/06/11 00:13	1
Manganese	190		1.4	0.068	mg/Kg	☼	12/02/11 09:44	12/06/11 00:13	1
Silver	0.46	U	0.46	0.092	mg/Kg	☼	12/02/11 09:44	12/06/11 00:13	1
Sodium	88	J	460	61	mg/Kg	☼	12/02/11 09:44	12/06/11 00:13	1
Nickel	8.9		3.7	0.25	mg/Kg	☼	12/02/11 09:44	12/06/11 00:13	1
Vanadium	8.3		4.6	0.11	mg/Kg	☼	12/02/11 09:44	12/06/11 00:13	1
Zinc	27		1.8	0.92	mg/Kg	☼	12/02/11 09:44	12/06/11 00:13	1
Arsenic	3.9		0.92	0.28	mg/Kg	☼	12/02/11 09:44	12/06/11 00:13	1
Lead	4.9		0.28	0.17	mg/Kg	☼	12/02/11 09:44	12/06/11 00:13	1
Selenium	0.46	U	0.46	0.41	mg/Kg	☼	12/02/11 09:44	12/06/11 00:13	1
Thallium	0.92	U	0.92	0.50	mg/Kg	☼	12/02/11 09:44	12/06/11 00:13	1

Method: 7471A - Mercury (CVAA)

Analyte	Result	Qualifier	RL	MDL	Unit	D	Prepared	Analyzed	Dil Fac
Mercury	0.089	U	0.089	0.013	mg/Kg	☼	12/02/11 13:40	12/06/11 09:28	1

Client: Conestoga-Rovers & Associates, Inc.
Project/Site: 17324-T07, RACER Former MTM

TestAmerica Job ID: 240-6361-1

Client Sample ID: S-017324-112911-TP-118
Date Collected: 11/29/11 09:45
Date Received: 11/30/11 16:31

Lab Sample ID: 240-6361-6
Matrix: Solid
Percent Solids: 82.4

Method: 8260B - Volatile Organic Compounds (GC/MS)

Analyte	Result	Qualifier	RL	MDL	Unit	D	Prepared	Analyzed	Dil Fac
Acetone	11	U	11	3.5	ug/Kg	☼	11/30/11 19:30	12/06/11 20:00	1
Benzene	2.8	U	2.8	0.13	ug/Kg	☼	11/30/11 19:30	12/06/11 20:00	1
Dichlorobromomethane	2.8	U	2.8	0.16	ug/Kg	☼	11/30/11 19:30	12/06/11 20:00	1
Bromoform	2.8	U	2.8	0.18	ug/Kg	☼	11/30/11 19:30	12/06/11 20:00	1
Bromomethane	2.8	U	2.8	0.30	ug/Kg	☼	11/30/11 19:30	12/06/11 20:00	1
2-Butanone (MEK)	11	U	11	0.78	ug/Kg	☼	11/30/11 19:30	12/06/11 20:00	1
Carbon disulfide	2.8	U	2.8	0.24	ug/Kg	☼	11/30/11 19:30	12/06/11 20:00	1
Carbon tetrachloride	2.8	U	2.8	0.21	ug/Kg	☼	11/30/11 19:30	12/06/11 20:00	1
Chlorobenzene	2.8	U	2.8	0.18	ug/Kg	☼	11/30/11 19:30	12/06/11 20:00	1
Chloroethane	2.8	U	2.8	0.48	ug/Kg	☼	11/30/11 19:30	12/06/11 20:00	1
Chloroform	2.8	U	2.8	0.16	ug/Kg	☼	11/30/11 19:30	12/06/11 20:00	1
Chloromethane	2.8	U	2.8	0.23	ug/Kg	☼	11/30/11 19:30	12/06/11 20:00	1
1,1-Dichloroethane	2.8	U	2.8	0.20	ug/Kg	☼	11/30/11 19:30	12/06/11 20:00	1
1,2-Dichloroethane	**1.4**	**J**	2.8	0.19	ug/Kg	☼	11/30/11 19:30	12/06/11 20:00	1
1,1-Dichloroethene	2.8	U	2.8	0.29	ug/Kg	☼	11/30/11 19:30	12/06/11 20:00	1
1,2-Dichloropropane	2.8	U	2.8	0.38	ug/Kg	☼	11/30/11 19:30	12/06/11 20:00	1
cis-1,3-Dichloropropene	2.8	U	2.8	0.19	ug/Kg	☼	11/30/11 19:30	12/06/11 20:00	1
trans-1,3-Dichloropropene	2.8	U	2.8	0.30	ug/Kg	☼	11/30/11 19:30	12/06/11 20:00	1
Ethylbenzene	2.8	U	2.8	0.14	ug/Kg	☼	11/30/11 19:30	12/06/11 20:00	1
2-Hexanone	11	U	11	0.35	ug/Kg	☼	11/30/11 19:30	12/06/11 20:00	1
Methylene Chloride	2.8	U	2.8	0.37	ug/Kg	☼	11/30/11 19:30	12/06/11 20:00	1
4-Methyl-2-pentanone (MIBK)	11	U	11	0.30	ug/Kg	☼	11/30/11 19:30	12/06/11 20:00	1
Styrene	2.8	U	2.8	0.083	ug/Kg	☼	11/30/11 19:30	12/06/11 20:00	1
1,1,2,2-Tetrachloroethane	2.8	U	2.8	0.19	ug/Kg	☼	11/30/11 19:30	12/06/11 20:00	1
Tetrachloroethene	2.8	U	2.8	0.29	ug/Kg	☼	11/30/11 19:30	12/06/11 20:00	1
Toluene	**0.52**	**J**	2.8	0.15	ug/Kg	☼	11/30/11 19:30	12/06/11 20:00	1
Trichloroethene	2.8	U	2.8	0.23	ug/Kg	☼	11/30/11 19:30	12/06/11 20:00	1
Vinyl chloride	2.8	U	2.8	0.22	ug/Kg	☼	11/30/11 19:30	12/06/11 20:00	1
Xylenes, Total	5.6	U	5.6	0.37	ug/Kg	☼	11/30/11 19:30	12/06/11 20:00	1
1,1,1-Trichloroethane	2.8	U	2.8	0.31	ug/Kg	☼	11/30/11 19:30	12/06/11 20:00	1
1,1,2-Trichloroethane	2.8	U	2.8	0.22	ug/Kg	☼	11/30/11 19:30	12/06/11 20:00	1
Cyclohexane	5.6	U	5.6	0.18	ug/Kg	☼	11/30/11 19:30	12/06/11 20:00	1
1,2-Dibromo-3-Chloropropane	5.6	U	5.6	0.72	ug/Kg	☼	11/30/11 19:30	12/06/11 20:00	1
Ethylene Dibromide	2.8	U	2.8	0.28	ug/Kg	☼	11/30/11 19:30	12/06/11 20:00	1
Dichlorodifluoromethane	2.8	U	2.8	0.28	ug/Kg	☼	11/30/11 19:30	12/06/11 20:00	1
cis-1,2-Dichloroethene	2.8	U	2.8	0.20	ug/Kg	☼	11/30/11 19:30	12/06/11 20:00	1
trans-1,2-Dichloroethene	2.8	U	2.8	0.23	ug/Kg	☼	11/30/11 19:30	12/06/11 20:00	1
Isopropylbenzene	2.8	U	2.8	0.089	ug/Kg	☼	11/30/11 19:30	12/06/11 20:00	1
Methyl acetate	**1.3**	**J**	5.6	0.78	ug/Kg	☼	11/30/11 19:30	12/06/11 20:00	1
Methyl tert-butyl ether	11	U	11	0.24	ug/Kg	☼	11/30/11 19:30	12/06/11 20:00	1
1,1,2-Trichloro-1,2,2-trifluoroethane	2.8	U	2.8	0.72	ug/Kg	☼	11/30/11 19:30	12/06/11 20:00	1
1,2,4-Trichlorobenzene	2.8	U	2.8	0.15	ug/Kg	☼	11/30/11 19:30	12/06/11 20:00	1
1,2-Dichlorobenzene	2.8	U	2.8	0.20	ug/Kg	☼	11/30/11 19:30	12/06/11 20:00	1
1,3-Dichlorobenzene	2.8	U	2.8	0.19	ug/Kg	☼	11/30/11 19:30	12/06/11 20:00	1
1,4-Dichlorobenzene	2.8	U	2.8	0.37	ug/Kg	☼	11/30/11 19:30	12/06/11 20:00	1
Trichlorofluoromethane	2.8	U	2.8	0.19	ug/Kg	☼	11/30/11 19:30	12/06/11 20:00	1
Chlorodibromomethane	2.8	U	2.8	0.31	ug/Kg	☼	11/30/11 19:30	12/06/11 20:00	1
Methylcyclohexane	5.6	U	5.6	0.17	ug/Kg	☼	11/30/11 19:30	12/06/11 20:00	1

Client: Conestoga-Rovers & Associates, Inc.
Project/Site: 17324-T07, RACER Former MTM

TestAmerica Job ID: 240-6361-1

Client Sample ID: S-017324-112911-TP-118
Date Collected: 11/29/11 09:45
Date Received: 11/30/11 16:31

Lab Sample ID: 240-6361-6
Matrix: Solid
Percent Solids: 82.4

Surrogate	%Recovery	Qualifier	Limits	Prepared	Analyzed	Dil Fac
1,2-Dichloroethane-d4 (Surr)	*97*		*58 - 123*	*11/30/11 19:30*	*12/06/11 20:00*	*1*
4-Bromofluorobenzene (Surr)	*92*		*52 - 136*	*11/30/11 19:30*	*12/06/11 20:00*	*1*
Toluene-d8 (Surr)	*94*		*67 - 125*	*11/30/11 19:30*	*12/06/11 20:00*	*1*
Dibromofluoromethane (Surr)	*102*		*37 - 132*	*11/30/11 19:30*	*12/06/11 20:00*	*1*

Method: 8270C - Semivolatile Organic Compounds (GC/MS)

Analyte	Result	Qualifier	RL	MDL	Unit	D	Prepared	Analyzed	Dil Fac
1,1'-Biphenyl	61	U	61	33	ug/Kg	☼	12/03/11 10:29	12/07/11 19:25	1
2,2'-oxybis[1-chloropropane]	120	U	120	12	ug/Kg	☼	12/03/11 10:29	12/07/11 19:25	1
2,4,5-Trichlorophenol	180	U	180	30	ug/Kg	☼	12/03/11 10:29	12/07/11 19:25	1
2,4,6-Trichlorophenol	180	U	180	97	ug/Kg	☼	12/03/11 10:29	12/07/11 19:25	1
2,4-Dichlorophenol	180	U	180	24	ug/Kg	☼	12/03/11 10:29	12/07/11 19:25	1
2,4-Dimethylphenol	180	U	180	24	ug/Kg	☼	12/03/11 10:29	12/07/11 19:25	1
2,4-Dinitrophenol	400	U	400	97	ug/Kg	☼	12/03/11 10:29	12/07/11 19:25	1
2,4-Dinitrotoluene	240	U	240	33	ug/Kg	☼	12/03/11 10:29	12/07/11 19:25	1
2,6-Dinitrotoluene	240	U	240	25	ug/Kg	☼	12/03/11 10:29	12/07/11 19:25	1
2-Chloronaphthalene	61	U	61	4.0	ug/Kg	☼	12/03/11 10:29	12/07/11 19:25	1
2-Chlorophenol	61	U	61	33	ug/Kg	☼	12/03/11 10:29	12/07/11 19:25	1
2-Methylnaphthalene	**9.6**		8.1	4.0	ug/Kg	☼	12/03/11 10:29	12/07/11 19:25	1
2-Methylphenol	240	U	240	97	ug/Kg	☼	12/03/11 10:29	12/07/11 19:25	1
2-Nitroaniline	240	U	240	11	ug/Kg	☼	12/03/11 10:29	12/07/11 19:25	1
2-Nitrophenol	61	U	61	33	ug/Kg	☼	12/03/11 10:29	12/07/11 19:25	1
3,3'-Dichlorobenzidine	120	U	120	22	ug/Kg	☼	12/03/11 10:29	12/07/11 19:25	1
3-Nitroaniline	240	U	240	19	ug/Kg	☼	12/03/11 10:29	12/07/11 19:25	1
4,6-Dinitro-2-methylphenol	180	U	180	97	ug/Kg	☼	12/03/11 10:29	12/07/11 19:25	1
4-Bromophenyl phenyl ether	61	U	61	16	ug/Kg	☼	12/03/11 10:29	12/07/11 19:25	1
4-Chloro-3-methylphenol	180	U	180	25	ug/Kg	☼	12/03/11 10:29	12/07/11 19:25	1
4-Chloroaniline	180	U	180	21	ug/Kg	☼	12/03/11 10:29	12/07/11 19:25	1
4-Chlorophenyl phenyl ether	61	U	61	16	ug/Kg	☼	12/03/11 10:29	12/07/11 19:25	1
4-Nitroaniline	240	U	240	32	ug/Kg	☼	12/03/11 10:29	12/07/11 19:25	1
4-Nitrophenol	400	U	400	97	ug/Kg	☼	12/03/11 10:29	12/07/11 19:25	1
Acenaphthene	8.1	U	8.1	4.0	ug/Kg	☼	12/03/11 10:29	12/07/11 19:25	1
Acenaphthylene	**12**		8.1	4.0	ug/Kg	☼	12/03/11 10:29	12/07/11 19:25	1
Acetophenone	120	U	120	11	ug/Kg	☼	12/03/11 10:29	12/07/11 19:25	1
Anthracene	**7.5**	**J**	8.1	4.0	ug/Kg	☼	12/03/11 10:29	12/07/11 19:25	1
Atrazine	240	U	240	11	ug/Kg	☼	12/03/11 10:29	12/07/11 19:25	1
Benzaldehyde	120	U	120	15	ug/Kg	☼	12/03/11 10:29	12/07/11 19:25	1
Benzo[a]anthracene	**55**		8.1	4.0	ug/Kg	☼	12/03/11 10:29	12/07/11 19:25	1
Benzo[a]pyrene	**64**		8.1	4.0	ug/Kg	☼	12/03/11 10:29	12/07/11 19:25	1
Benzo[b]fluoranthene	**90**		8.1	4.0	ug/Kg	☼	12/03/11 10:29	12/07/11 19:25	1
Benzo[g,h,i]perylene	**47**		8.1	4.0	ug/Kg	☼	12/03/11 10:29	12/07/11 19:25	1
Benzo[k]fluoranthene	**37**		8.1	4.0	ug/Kg	☼	12/03/11 10:29	12/07/11 19:25	1
Bis(2-chloroethoxy)methane	120	U	120	27	ug/Kg	☼	12/03/11 10:29	12/07/11 19:25	1
Bis(2-chloroethyl)ether	120	U	120	2.4	ug/Kg	☼	12/03/11 10:29	12/07/11 19:25	1
Bis(2-ethylhexyl) phthalate	61	U	61	23	ug/Kg	☼	12/03/11 10:29	12/07/11 19:25	1
Butyl benzyl phthalate	61	U	61	12	ug/Kg	☼	12/03/11 10:29	12/07/11 19:25	1
Caprolactam	400	U	400	45	ug/Kg	☼	12/03/11 10:29	12/07/11 19:25	1
Carbazole	61	U	61	33	ug/Kg	☼	12/03/11 10:29	12/07/11 19:25	1
Chrysene	**83**		8.1	1.3	ug/Kg	☼	12/03/11 10:29	12/07/11 19:25	1
Dibenz(a,h)anthracene	8.1	U	8.1	4.0	ug/Kg	☼	12/03/11 10:29	12/07/11 19:25	1
Dibenzofuran	**12**	**J**	61	4.0	ug/Kg	☼	12/03/11 10:29	12/07/11 19:25	1

Client Sample ID: S-017324-112911-TP-118
Date Collected: 11/29/11 09:45
Date Received: 11/30/11 16:31

Lab Sample ID: 240-6361-6
Matrix: Solid
Percent Solids: 82.4

Method: 8270C - Semivolatile Organic Compounds (GC/MS) (Continued)

Analyte	Result	Qualifier	RL	MDL	Unit	D	Prepared	Analyzed	Dil Fac
Diethyl phthalate	61	U	61	19	ug/Kg	☼	12/03/11 10:29	12/07/11 19:25	1
Dimethyl phthalate	61	U	61	21	ug/Kg	☼	12/03/11 10:29	12/07/11 19:25	1
Di-n-butyl phthalate	61	U	61	18	ug/Kg	☼	12/03/11 10:29	12/07/11 19:25	1
Di-n-octyl phthalate	61	U	61	33	ug/Kg	☼	12/03/11 10:29	12/07/11 19:25	1
Fluoranthene	**190**		8.1	4.0	ug/Kg	☼	12/03/11 10:29	12/07/11 19:25	1
Fluorene	**4.8**	**J**	8.1	4.0	ug/Kg	☼	12/03/11 10:29	12/07/11 19:25	1
Hexachlorobenzene	8.1	U	8.1	2.5	ug/Kg	☼	12/03/11 10:29	12/07/11 19:25	1
Hexachlorobutadiene	61	U	61	33	ug/Kg	☼	12/03/11 10:29	12/07/11 19:25	1
Hexachlorocyclopentadiene	400	U	400	33	ug/Kg	☼	12/03/11 10:29	12/07/11 19:25	1
Hexachloroethane	61	U	61	11	ug/Kg	☼	12/03/11 10:29	12/07/11 19:25	1
Indeno[1,2,3-cd]pyrene	**39**		8.1	4.0	ug/Kg	☼	12/03/11 10:29	12/07/11 19:25	1
Isophorone	61	U	61	16	ug/Kg	☼	12/03/11 10:29	12/07/11 19:25	1
Naphthalene	**8.0**	**J**	8.1	4.0	ug/Kg	☼	12/03/11 10:29	12/07/11 19:25	1
Nitrobenzene	120	U	120	2.7	ug/Kg	☼	12/03/11 10:29	12/07/11 19:25	1
N-Nitrosodi-n-propylamine	61	U	61	33	ug/Kg	☼	12/03/11 10:29	12/07/11 19:25	1
N-Nitrosodiphenylamine	61	U	61	25	ug/Kg	☼	12/03/11 10:29	12/07/11 19:25	1
Pentachlorophenol	180	U	180	97	ug/Kg	☼	12/03/11 10:29	12/07/11 19:25	1
Phenol	61	U	61	33	ug/Kg	☼	12/03/11 10:29	12/07/11 19:25	1
Phenanthrene	**170**		8.1	4.0	ug/Kg	☼	12/03/11 10:29	12/07/11 19:25	1
Pyrene	**140**		8.1	4.0	ug/Kg	☼	12/03/11 10:29	12/07/11 19:25	1
3 & 4 Methylphenol	480	U	480	24	ug/Kg	☼	12/03/11 10:29	12/07/11 19:25	1

Surrogate	*%Recovery*	*Qualifier*	*Limits*	*Prepared*	*Analyzed*	*Dil Fac*
2-Fluorobiphenyl (Surr)	*52*		*34 - 110*	*12/03/11 10:29*	*12/07/11 19:25*	*1*
2-Fluorophenol (Surr)	*60*		*26 - 110*	*12/03/11 10:29*	*12/07/11 19:25*	*1*
2,4,6-Tribromophenol (Surr)	*51*		*10 - 118*	*12/03/11 10:29*	*12/07/11 19:25*	*1*
Nitrobenzene-d5 (Surr)	*54*		*24 - 112*	*12/03/11 10:29*	*12/07/11 19:25*	*1*
Phenol-d5 (Surr)	*60*		*28 - 110*	*12/03/11 10:29*	*12/07/11 19:25*	*1*
Terphenyl-d14 (Surr)	*68*		*41 - 119*	*12/03/11 10:29*	*12/07/11 19:25*	*1*

Method: 8082 - Polychlorinated Biphenyls (PCBs) by Gas Chromatography

Analyte	Result	Qualifier	RL	MDL	Unit	D	Prepared	Analyzed	Dil Fac
Aroclor-1016	40	U	40	25	ug/Kg	☼	12/03/11 10:22	12/08/11 05:14	1
Aroclor-1221	40	U	40	19	ug/Kg	☼	12/03/11 10:22	12/08/11 05:14	1
Aroclor-1232	40	U	40	17	ug/Kg	☼	12/03/11 10:22	12/08/11 05:14	1
Aroclor-1242	40	U	40	16	ug/Kg	☼	12/03/11 10:22	12/08/11 05:14	1
Aroclor-1248	40	U	40	21	ug/Kg	☼	12/03/11 10:22	12/08/11 05:14	1
Aroclor-1254	40	U	40	21	ug/Kg	☼	12/03/11 10:22	12/08/11 05:14	1
Aroclor-1260	40	U	40	21	ug/Kg	☼	12/03/11 10:22	12/08/11 05:14	1

Surrogate	*%Recovery*	*Qualifier*	*Limits*	*Prepared*	*Analyzed*	*Dil Fac*
Tetrachloro-m-xylene	*74*		*29 - 151*	*12/03/11 10:22*	*12/08/11 05:14*	*1*
DCB Decachlorobiphenyl	*76*		*14 - 163*	*12/03/11 10:22*	*12/08/11 05:14*	*1*

Method: 6010B - Metals (ICP)

Analyte	Result	Qualifier	RL	MDL	Unit	D	Prepared	Analyzed	Dil Fac
Aluminum	**5300**		24	12	mg/Kg	☼	12/02/11 10:39	12/05/11 16:01	1
Antimony	**0.56**	**J**	1.2	0.47	mg/Kg	☼	12/02/11 10:39	12/05/11 16:01	1
Barium	**140**	**B**	24	0.085	mg/Kg	☼	12/02/11 10:39	12/05/11 16:01	1
Beryllium	**0.29**	**J**	0.60	0.052	mg/Kg	☼	12/02/11 10:39	12/05/11 16:01	1
Calcium	**53000**	**B**	600	19	mg/Kg	☼	12/02/11 10:39	12/05/11 16:01	1

Client: Conestoga-Rovers & Associates, Inc.
Project/Site: 17324-T07, RACER Former MTM

TestAmerica Job ID: 240-6361-1

Client Sample ID: S-017324-112911-TP-118
Date Collected: 11/29/11 09:45
Date Received: 11/30/11 16:31

Lab Sample ID: 240-6361-6
Matrix: Solid
Percent Solids: 82.4

Method: 6010B - Metals (ICP) (Continued)

Analyte	Result	Qualifier	RL	MDL	Unit	D	Prepared	Analyzed	Dil Fac
Cadmium	0.59		0.24	0.043	mg/Kg	☼	12/02/11 10:39	12/05/11 16:01	1
Cobalt	6.4		6.0	0.19	mg/Kg	☼	12/02/11 10:39	12/05/11 16:01	1
Chromium	11		0.60	0.24	mg/Kg	☼	12/02/11 10:39	12/05/11 16:01	1
Copper	17		3.0	0.89	mg/Kg	☼	12/02/11 10:39	12/05/11 16:01	1
Iron	15000		12	5.9	mg/Kg	☼	12/02/11 10:39	12/05/11 16:01	1
Potassium	630	B	600	7.5	mg/Kg	☼	12/02/11 10:39	12/05/11 16:01	1
Magnesium	19000	B	600	6.1	mg/Kg	☼	12/02/11 10:39	12/05/11 16:01	1
Manganese	520	B	1.8	0.089	mg/Kg	☼	12/02/11 10:39	12/05/11 16:01	1
Silver	0.60	U	0.60	0.12	mg/Kg	☼	12/02/11 10:39	12/05/11 16:01	1
Sodium	94	J	600	79	mg/Kg	☼	12/02/11 10:39	12/05/11 16:01	1
Nickel	20		4.8	0.32	mg/Kg	☼	12/02/11 10:39	12/05/11 16:01	1
Vanadium	16		6.0	0.14	mg/Kg	☼	12/02/11 10:39	12/05/11 16:01	1
Zinc	150		2.4	1.2	mg/Kg	☼	12/02/11 10:39	12/05/11 16:01	1
Arsenic	5.5		1.2	0.36	mg/Kg	☼	12/02/11 10:39	12/05/11 16:01	1
Lead	23		0.36	0.23	mg/Kg	☼	12/02/11 10:39	12/05/11 16:01	1
Selenium	0.60	U	0.60	0.54	mg/Kg	☼	12/02/11 10:39	12/05/11 16:01	1
Thallium	1.2	U	1.2	0.66	mg/Kg	☼	12/02/11 10:39	12/05/11 16:01	1

Method: 7471A - Mercury (CVAA)

Analyte	Result	Qualifier	RL	MDL	Unit	D	Prepared	Analyzed	Dil Fac
Mercury	0.028	J	0.12	0.018	mg/Kg	☼	12/02/11 13:40	12/05/11 15:12	1

Client: Conestoga-Rovers & Associates, Inc.
Project/Site: 17324-T07, RACER Former MTM

TestAmerica Job ID: 240-6361-1

Client Sample ID: S-017324-112911-TP-119
Date Collected: 11/29/11 09:55
Date Received: 11/30/11 16:31

Lab Sample ID: 240-6361-7
Matrix: Solid
Percent Solids: 77.9

Method: 8260B - Volatile Organic Compounds (GC/MS)

Analyte	Result	Qualifier	RL	MDL	Unit	D	Prepared	Analyzed	Dil Fac
Acetone	8.9	U	8.9	2.8	ug/Kg	☼	11/30/11 19:30	12/08/11 04:00	1
Benzene	2.2	U	2.2	0.10	ug/Kg	☼	11/30/11 19:30	12/08/11 04:00	1
Dichlorobromomethane	2.2	U	2.2	0.12	ug/Kg	☼	11/30/11 19:30	12/08/11 04:00	1
Bromoform	2.2	U	2.2	0.15	ug/Kg	☼	11/30/11 19:30	12/08/11 04:00	1
Bromomethane	2.2	U	2.2	0.24	ug/Kg	☼	11/30/11 19:30	12/08/11 04:00	1
2-Butanone (MEK)	8.9	U	8.9	0.62	ug/Kg	☼	11/30/11 19:30	12/08/11 04:00	1
Carbon disulfide	2.2	U	2.2	0.20	ug/Kg	☼	11/30/11 19:30	12/08/11 04:00	1
Carbon tetrachloride	2.2	U	2.2	0.17	ug/Kg	☼	11/30/11 19:30	12/08/11 04:00	1
Chlorobenzene	2.2	U	2.2	0.15	ug/Kg	☼	11/30/11 19:30	12/08/11 04:00	1
Chloroethane	2.2	U	2.2	0.38	ug/Kg	☼	11/30/11 19:30	12/08/11 04:00	1
Chloroform	2.2	U	2.2	0.13	ug/Kg	☼	11/30/11 19:30	12/08/11 04:00	1
Chloromethane	2.2	U	2.2	0.18	ug/Kg	☼	11/30/11 19:30	12/08/11 04:00	1
1,1-Dichloroethane	2.2	U	2.2	0.16	ug/Kg	☼	11/30/11 19:30	12/08/11 04:00	1
1,2-Dichloroethane	**0.36**	**J**	2.2	0.15	ug/Kg	☼	11/30/11 19:30	12/08/11 04:00	1
1,1-Dichloroethene	2.2	U	2.2	0.23	ug/Kg	☼	11/30/11 19:30	12/08/11 04:00	1
1,2-Dichloropropane	2.2	U	2.2	0.31	ug/Kg	☼	11/30/11 19:30	12/08/11 04:00	1
cis-1,3-Dichloropropene	2.2	U	2.2	0.15	ug/Kg	☼	11/30/11 19:30	12/08/11 04:00	1
trans-1,3-Dichloropropene	2.2	U	2.2	0.24	ug/Kg	☼	11/30/11 19:30	12/08/11 04:00	1
Ethylbenzene	2.2	U	2.2	0.12	ug/Kg	☼	11/30/11 19:30	12/08/11 04:00	1
2-Hexanone	8.9	U	8.9	0.28	ug/Kg	☼	11/30/11 19:30	12/08/11 04:00	1
Methylene Chloride	2.2	U	2.2	0.30	ug/Kg	☼	11/30/11 19:30	12/08/11 04:00	1
4-Methyl-2-pentanone (MIBK)	8.9	U	8.9	0.24	ug/Kg	☼	11/30/11 19:30	12/08/11 04:00	1
Styrene	2.2	U	2.2	0.067	ug/Kg	☼	11/30/11 19:30	12/08/11 04:00	1
1,1,2,2-Tetrachloroethane	2.2	U	2.2	0.15	ug/Kg	☼	11/30/11 19:30	12/08/11 04:00	1
Tetrachloroethene	2.2	U	2.2	0.23	ug/Kg	☼	11/30/11 19:30	12/08/11 04:00	1
Toluene	**0.28**	**J**	2.2	0.12	ug/Kg	☼	11/30/11 19:30	12/08/11 04:00	1
Trichloroethene	2.2	U	2.2	0.19	ug/Kg	☼	11/30/11 19:30	12/08/11 04:00	1
Vinyl chloride	2.2	U	2.2	0.17	ug/Kg	☼	11/30/11 19:30	12/08/11 04:00	1
Xylenes, Total	4.5	U	4.5	0.30	ug/Kg	☼	11/30/11 19:30	12/08/11 04:00	1
1,1,1-Trichloroethane	2.2	U	2.2	0.25	ug/Kg	☼	11/30/11 19:30	12/08/11 04:00	1
1,1,2-Trichloroethane	2.2	U	2.2	0.17	ug/Kg	☼	11/30/11 19:30	12/08/11 04:00	1
Cyclohexane	4.5	U	4.5	0.15	ug/Kg	☼	11/30/11 19:30	12/08/11 04:00	1
1,2-Dibromo-3-Chloropropane	4.5	U	4.5	0.58	ug/Kg	☼	11/30/11 19:30	12/08/11 04:00	1
Ethylene Dibromide	2.2	U	2.2	0.22	ug/Kg	☼	11/30/11 19:30	12/08/11 04:00	1
Dichlorodifluoromethane	2.2	U	2.2	0.22	ug/Kg	☼	11/30/11 19:30	12/08/11 04:00	1
cis-1,2-Dichloroethene	2.2	U	2.2	0.16	ug/Kg	☼	11/30/11 19:30	12/08/11 04:00	1
trans-1,2-Dichloroethene	2.2	U	2.2	0.18	ug/Kg	☼	11/30/11 19:30	12/08/11 04:00	1
Isopropylbenzene	2.2	U	2.2	0.071	ug/Kg	☼	11/30/11 19:30	12/08/11 04:00	1
Methyl acetate	4.5	U	4.5	0.62	ug/Kg	☼	11/30/11 19:30	12/08/11 04:00	1
Methyl tert-butyl ether	8.9	U	8.9	0.19	ug/Kg	☼	11/30/11 19:30	12/08/11 04:00	1
1,1,2-Trichloro-1,2,2-trifluoroethane	2.2	U	2.2	0.58	ug/Kg	☼	11/30/11 19:30	12/08/11 04:00	1
1,2,4-Trichlorobenzene	2.2	U	2.2	0.12	ug/Kg	☼	11/30/11 19:30	12/08/11 04:00	1
1,2-Dichlorobenzene	2.2	U	2.2	0.16	ug/Kg	☼	11/30/11 19:30	12/08/11 04:00	1
1,3-Dichlorobenzene	2.2	U	2.2	0.16	ug/Kg	☼	11/30/11 19:30	12/08/11 04:00	1
1,4-Dichlorobenzene	2.2	U	2.2	0.29	ug/Kg	☼	11/30/11 19:30	12/08/11 04:00	1
Trichlorofluoromethane	2.2	U	2.2	0.15	ug/Kg	☼	11/30/11 19:30	12/08/11 04:00	1
Chlorodibromomethane	2.2	U	2.2	0.25	ug/Kg	☼	11/30/11 19:30	12/08/11 04:00	1
Methylcyclohexane	4.5	U	4.5	0.14	ug/Kg	☼	11/30/11 19:30	12/08/11 04:00	1

Client: Conestoga-Rovers & Associates, Inc.
Project/Site: 17324-T07, RACER Former MTM

TestAmerica Job ID: 240-6361-1

Client Sample ID: S-017324-112911-TP-119
Date Collected: 11/29/11 09:55
Date Received: 11/30/11 16:31

Lab Sample ID: 240-6361-7
Matrix: Solid
Percent Solids: 77.9

Surrogate	%Recovery	Qualifier	Limits	Prepared	Analyzed	Dil Fac
1,2-Dichloroethane-d4 (Surr)	*97*		*58 - 123*	*11/30/11 19:30*	*12/08/11 04:00*	*1*
4-Bromofluorobenzene (Surr)	*95*		*52 - 136*	*11/30/11 19:30*	*12/08/11 04:00*	*1*
Toluene-d8 (Surr)	*101*		*67 - 125*	*11/30/11 19:30*	*12/08/11 04:00*	*1*
Dibromofluoromethane (Surr)	*97*		*37 - 132*	*11/30/11 19:30*	*12/08/11 04:00*	*1*

Method: 8270C - Semivolatile Organic Compounds (GC/MS)

Analyte	Result	Qualifier	RL	MDL	Unit	D	Prepared	Analyzed	Dil Fac
1,1'-Biphenyl	64	U	64	35	ug/Kg	☼	12/03/11 10:29	12/07/11 16:25	1
2,2'-oxybis[1-chloropropane]	130	U	130	12	ug/Kg	☼	12/03/11 10:29	12/07/11 16:25	1
2,4,5-Trichlorophenol	190	U	190	32	ug/Kg	☼	12/03/11 10:29	12/07/11 16:25	1
2,4,6-Trichlorophenol	190	U	190	100	ug/Kg	☼	12/03/11 10:29	12/07/11 16:25	1
2,4-Dichlorophenol	190	U	190	26	ug/Kg	☼	12/03/11 10:29	12/07/11 16:25	1
2,4-Dimethylphenol	190	U	190	26	ug/Kg	☼	12/03/11 10:29	12/07/11 16:25	1
2,4-Dinitrophenol	420	U	420	100	ug/Kg	☼	12/03/11 10:29	12/07/11 16:25	1
2,4-Dinitrotoluene	260	U	260	35	ug/Kg	☼	12/03/11 10:29	12/07/11 16:25	1
2,6-Dinitrotoluene	260	U	260	27	ug/Kg	☼	12/03/11 10:29	12/07/11 16:25	1
2-Chloronaphthalene	64	U	64	4.2	ug/Kg	☼	12/03/11 10:29	12/07/11 16:25	1
2-Chlorophenol	64	U	64	35	ug/Kg	☼	12/03/11 10:29	12/07/11 16:25	1
2-Methylnaphthalene	8.6	U	8.6	4.2	ug/Kg	☼	12/03/11 10:29	12/07/11 16:25	1
2-Methylphenol	260	U	260	100	ug/Kg	☼	12/03/11 10:29	12/07/11 16:25	1
2-Nitroaniline	260	U	260	12	ug/Kg	☼	12/03/11 10:29	12/07/11 16:25	1
2-Nitrophenol	64	U	64	35	ug/Kg	☼	12/03/11 10:29	12/07/11 16:25	1
3,3'-Dichlorobenzidine	130	U	130	23	ug/Kg	☼	12/03/11 10:29	12/07/11 16:25	1
3-Nitroaniline	260	U	260	21	ug/Kg	☼	12/03/11 10:29	12/07/11 16:25	1
4,6-Dinitro-2-methylphenol	190	U	190	100	ug/Kg	☼	12/03/11 10:29	12/07/11 16:25	1
4-Bromophenyl phenyl ether	64	U	64	17	ug/Kg	☼	12/03/11 10:29	12/07/11 16:25	1
4-Chloro-3-methylphenol	190	U	190	27	ug/Kg	☼	12/03/11 10:29	12/07/11 16:25	1
4-Chloroaniline	190	U	190	22	ug/Kg	☼	12/03/11 10:29	12/07/11 16:25	1
4-Chlorophenyl phenyl ether	64	U	64	17	ug/Kg	☼	12/03/11 10:29	12/07/11 16:25	1
4-Nitroaniline	260	U	260	33	ug/Kg	☼	12/03/11 10:29	12/07/11 16:25	1
4-Nitrophenol	420	U	420	100	ug/Kg	☼	12/03/11 10:29	12/07/11 16:25	1
Acenaphthene	8.6	U	8.6	4.2	ug/Kg	☼	12/03/11 10:29	12/07/11 16:25	1
Acenaphthylene	8.6	U	8.6	4.2	ug/Kg	☼	12/03/11 10:29	12/07/11 16:25	1
Acetophenone	130	U	130	12	ug/Kg	☼	12/03/11 10:29	12/07/11 16:25	1
Anthracene	8.6	U	8.6	4.2	ug/Kg	☼	12/03/11 10:29	12/07/11 16:25	1
Atrazine	260	U	260	12	ug/Kg	☼	12/03/11 10:29	12/07/11 16:25	1
Benzaldehyde	130	U	130	15	ug/Kg	☼	12/03/11 10:29	12/07/11 16:25	1
Benzo[a]anthracene	8.6	U	8.6	4.2	ug/Kg	☼	12/03/11 10:29	12/07/11 16:25	1
Benzo[a]pyrene	8.6	U	8.6	4.2	ug/Kg	☼	12/03/11 10:29	12/07/11 16:25	1
Benzo[b]fluoranthene	8.6	U	8.6	4.2	ug/Kg	☼	12/03/11 10:29	12/07/11 16:25	1
Benzo[g,h,i]perylene	8.6	U	8.6	4.2	ug/Kg	☼	12/03/11 10:29	12/07/11 16:25	1
Benzo[k]fluoranthene	8.6	U	8.6	4.2	ug/Kg	☼	12/03/11 10:29	12/07/11 16:25	1
Bis(2-chloroethoxy)methane	130	U	130	28	ug/Kg	☼	12/03/11 10:29	12/07/11 16:25	1
Bis(2-chloroethyl)ether	130	U	130	2.6	ug/Kg	☼	12/03/11 10:29	12/07/11 16:25	1
Bis(2-ethylhexyl) phthalate	64	U	64	24	ug/Kg	☼	12/03/11 10:29	12/07/11 16:25	1
Butyl benzyl phthalate	64	U	64	13	ug/Kg	☼	12/03/11 10:29	12/07/11 16:25	1
Caprolactam	420	U	420	48	ug/Kg	☼	12/03/11 10:29	12/07/11 16:25	1
Carbazole	64	U	64	35	ug/Kg	☼	12/03/11 10:29	12/07/11 16:25	1
Chrysene	8.6	U	8.6	1.4	ug/Kg	☼	12/03/11 10:29	12/07/11 16:25	1
Dibenz(a,h)anthracene	8.6	U	8.6	4.2	ug/Kg	☼	12/03/11 10:29	12/07/11 16:25	1
Dibenzofuran	64	U	64	4.2	ug/Kg	☼	12/03/11 10:29	12/07/11 16:25	1

Client Sample ID: S-017324-112911-TP-119
Date Collected: 11/29/11 09:55
Date Received: 11/30/11 16:31

Lab Sample ID: 240-6361-7
Matrix: Solid
Percent Solids: 77.9

Method: 8270C - Semivolatile Organic Compounds (GC/MS) (Continued)

Analyte	Result	Qualifier	RL	MDL	Unit	D	Prepared	Analyzed	Dil Fac
Diethyl phthalate	64	U	64	21	ug/Kg	☼	12/03/11 10:29	12/07/11 16:25	1
Dimethyl phthalate	64	U	64	22	ug/Kg	☼	12/03/11 10:29	12/07/11 16:25	1
Di-n-butyl phthalate	64	U	64	19	ug/Kg	☼	12/03/11 10:29	12/07/11 16:25	1
Di-n-octyl phthalate	64	U	64	35	ug/Kg	☼	12/03/11 10:29	12/07/11 16:25	1
Fluoranthene	8.6	U	8.6	4.2	ug/Kg	☼	12/03/11 10:29	12/07/11 16:25	1
Fluorene	8.6	U	8.6	4.2	ug/Kg	☼	12/03/11 10:29	12/07/11 16:25	1
Hexachlorobenzene	8.6	U	8.6	2.7	ug/Kg	☼	12/03/11 10:29	12/07/11 16:25	1
Hexachlorobutadiene	64	U	64	35	ug/Kg	☼	12/03/11 10:29	12/07/11 16:25	1
Hexachlorocyclopentadiene	420	U	420	35	ug/Kg	☼	12/03/11 10:29	12/07/11 16:25	1
Hexachloroethane	64	U	64	12	ug/Kg	☼	12/03/11 10:29	12/07/11 16:25	1
Indeno[1,2,3-cd]pyrene	8.6	U	8.6	4.2	ug/Kg	☼	12/03/11 10:29	12/07/11 16:25	1
Isophorone	64	U	64	17	ug/Kg	☼	12/03/11 10:29	12/07/11 16:25	1
Naphthalene	8.6	U	8.6	4.2	ug/Kg	☼	12/03/11 10:29	12/07/11 16:25	1
Nitrobenzene	130	U	130	2.8	ug/Kg	☼	12/03/11 10:29	12/07/11 16:25	1
N-Nitrosodi-n-propylamine	64	U	64	35	ug/Kg	☼	12/03/11 10:29	12/07/11 16:25	1
N-Nitrosodiphenylamine	64	U	64	27	ug/Kg	☼	12/03/11 10:29	12/07/11 16:25	1
Pentachlorophenol	190	U	190	100	ug/Kg	☼	12/03/11 10:29	12/07/11 16:25	1
Phenol	64	U	64	35	ug/Kg	☼	12/03/11 10:29	12/07/11 16:25	1
Phenanthrene	8.6	U	8.6	4.2	ug/Kg	☼	12/03/11 10:29	12/07/11 16:25	1
Pyrene	8.6	U	8.6	4.2	ug/Kg	☼	12/03/11 10:29	12/07/11 16:25	1
3 & 4 Methylphenol	510	U	510	26	ug/Kg	☼	12/03/11 10:29	12/07/11 16:25	1

Surrogate	*%Recovery*	*Qualifier*	*Limits*	*Prepared*	*Analyzed*	*Dil Fac*
2-Fluorobiphenyl (Surr)	*40*		*34 - 110*	*12/03/11 10:29*	*12/07/11 16:25*	*1*
2-Fluorophenol (Surr)	*46*		*26 - 110*	*12/03/11 10:29*	*12/07/11 16:25*	*1*
2,4,6-Tribromophenol (Surr)	*48*		*10 - 118*	*12/03/11 10:29*	*12/07/11 16:25*	*1*
Nitrobenzene-d5 (Surr)	*43*		*24 - 112*	*12/03/11 10:29*	*12/07/11 16:25*	*1*
Phenol-d5 (Surr)	*45*		*28 - 110*	*12/03/11 10:29*	*12/07/11 16:25*	*1*
Terphenyl-d14 (Surr)	*65*		*41 - 119*	*12/03/11 10:29*	*12/07/11 16:25*	*1*

Method: 8082 - Polychlorinated Biphenyls (PCBs) by Gas Chromatography

Analyte	Result	Qualifier	RL	MDL	Unit	D	Prepared	Analyzed	Dil Fac
Aroclor-1016	42	U	42	27	ug/Kg	☼	12/03/11 10:22	12/08/11 05:29	1
Aroclor-1221	42	U	42	21	ug/Kg	☼	12/03/11 10:22	12/08/11 05:29	1
Aroclor-1232	42	U	42	18	ug/Kg	☼	12/03/11 10:22	12/08/11 05:29	1
Aroclor-1242	42	U	42	17	ug/Kg	☼	12/03/11 10:22	12/08/11 05:29	1
Aroclor-1248	42	U	42	22	ug/Kg	☼	12/03/11 10:22	12/08/11 05:29	1
Aroclor-1254	42	U	42	22	ug/Kg	☼	12/03/11 10:22	12/08/11 05:29	1
Aroclor-1260	42	U	42	22	ug/Kg	☼	12/03/11 10:22	12/08/11 05:29	1

Surrogate	*%Recovery*	*Qualifier*	*Limits*	*Prepared*	*Analyzed*	*Dil Fac*
Tetrachloro-m-xylene	*79*		*29 - 151*	*12/03/11 10:22*	*12/08/11 05:29*	*1*
DCB Decachlorobiphenyl	*80*		*14 - 163*	*12/03/11 10:22*	*12/08/11 05:29*	*1*

Method: 6010B - Metals (ICP)

Analyte	Result	Qualifier	RL	MDL	Unit	D	Prepared	Analyzed	Dil Fac
Aluminum	**7700**		21	9.9	mg/Kg	☼	12/02/11 10:39	12/05/11 16:26	1
Antimony	1.0	U	1.0	0.40	mg/Kg	☼	12/02/11 10:39	12/05/11 16:26	1
Barium	**59**	**B**	21	0.073	mg/Kg	☼	12/02/11 10:39	12/05/11 16:26	1
Beryllium	**0.26**	**J**	0.51	0.044	mg/Kg	☼	12/02/11 10:39	12/05/11 16:26	1
Calcium	**45000**	**B**	510	16	mg/Kg	☼	12/02/11 10:39	12/05/11 16:26	1

Client: Conestoga-Rovers & Associates, Inc.
Project/Site: 17324-T07, RACER Former MTM

TestAmerica Job ID: 240-6361-1

Client Sample ID: S-017324-112911-TP-119
Date Collected: 11/29/11 09:55
Date Received: 11/30/11 16:31

Lab Sample ID: 240-6361-7
Matrix: Solid
Percent Solids: 77.9

Method: 6010B - Metals (ICP) (Continued)

Analyte	Result	Qualifier	RL	MDL	Unit	D	Prepared	Analyzed	Dil Fac
Cadmium	0.22		0.21	0.037	mg/Kg	☼	12/02/11 10:39	12/05/11 16:26	1
Cobalt	5.0	J	5.1	0.16	mg/Kg	☼	12/02/11 10:39	12/05/11 16:26	1
Chromium	11		0.51	0.21	mg/Kg	☼	12/02/11 10:39	12/05/11 16:26	1
Copper	15		2.6	0.76	mg/Kg	☼	12/02/11 10:39	12/05/11 16:26	1
Iron	15000		10	5.0	mg/Kg	☼	12/02/11 10:39	12/05/11 16:26	1
Potassium	790	B	510	6.4	mg/Kg	☼	12/02/11 10:39	12/05/11 16:26	1
Magnesium	41000	B	510	5.2	mg/Kg	☼	12/02/11 10:39	12/05/11 16:26	1
Manganese	290	B	1.5	0.076	mg/Kg	☼	12/02/11 10:39	12/05/11 16:26	1
Silver	0.51	U	0.51	0.10	mg/Kg	☼	12/02/11 10:39	12/05/11 16:26	1
Sodium	93	J	510	68	mg/Kg	☼	12/02/11 10:39	12/05/11 16:26	1
Nickel	15		4.1	0.28	mg/Kg	☼	12/02/11 10:39	12/05/11 16:26	1
Vanadium	21		5.1	0.12	mg/Kg	☼	12/02/11 10:39	12/05/11 16:26	1
Zinc	55		2.1	1.0	mg/Kg	☼	12/02/11 10:39	12/05/11 16:26	1
Arsenic	5.8		1.0	0.31	mg/Kg	☼	12/02/11 10:39	12/05/11 16:26	1
Lead	6.9		0.31	0.20	mg/Kg	☼	12/02/11 10:39	12/05/11 16:26	1
Selenium	0.51	U	0.51	0.46	mg/Kg	☼	12/02/11 10:39	12/05/11 16:26	1
Thallium	1.0	U	1.0	0.56	mg/Kg	☼	12/02/11 10:39	12/05/11 16:26	1

Method: 7471A - Mercury (CVAA)

Analyte	Result	Qualifier	RL	MDL	Unit	D	Prepared	Analyzed	Dil Fac
Mercury	0.017	J	0.10	0.015	mg/Kg	☼	12/02/11 13:40	12/05/11 15:15	1

Client: Conestoga-Rovers & Associates, Inc.
Project/Site: 17324-T07, RACER Former MTM

TestAmerica Job ID: 240-6361-1

Client Sample ID: S-017324-112911-TP-120
Date Collected: 11/29/11 10:15
Date Received: 11/30/11 16:31

Lab Sample ID: 240-6361-8
Matrix: Solid
Percent Solids: 86.1

Method: 8260B - Volatile Organic Compounds (GC/MS)

Analyte	Result	Qualifier	RL	MDL	Unit	D	Prepared	Analyzed	Dil Fac
Acetone	**17**		12	3.9	ug/Kg	☼	11/30/11 19:30	12/06/11 20:43	1
Benzene	3.1	U	3.1	0.14	ug/Kg	☼	11/30/11 19:30	12/06/11 20:43	1
Dichlorobromomethane	3.1	U	3.1	0.17	ug/Kg	☼	11/30/11 19:30	12/06/11 20:43	1
Bromoform	3.1	U	3.1	0.20	ug/Kg	☼	11/30/11 19:30	12/06/11 20:43	1
Bromomethane	3.1	U	3.1	0.33	ug/Kg	☼	11/30/11 19:30	12/06/11 20:43	1
2-Butanone (MEK)	**2.7**	**J**	12	0.86	ug/Kg	☼	11/30/11 19:30	12/06/11 20:43	1
Carbon disulfide	3.1	U	3.1	0.27	ug/Kg	☼	11/30/11 19:30	12/06/11 20:43	1
Carbon tetrachloride	3.1	U	3.1	0.23	ug/Kg	☼	11/30/11 19:30	12/06/11 20:43	1
Chlorobenzene	3.1	U	3.1	0.20	ug/Kg	☼	11/30/11 19:30	12/06/11 20:43	1
Chloroethane	3.1	U	3.1	0.53	ug/Kg	☼	11/30/11 19:30	12/06/11 20:43	1
Chloroform	3.1	U	3.1	0.18	ug/Kg	☼	11/30/11 19:30	12/06/11 20:43	1
Chloromethane	3.1	U	3.1	0.25	ug/Kg	☼	11/30/11 19:30	12/06/11 20:43	1
1,1-Dichloroethane	3.1	U	3.1	0.22	ug/Kg	☼	11/30/11 19:30	12/06/11 20:43	1
1,2-Dichloroethane	**1.8**	**J**	3.1	0.21	ug/Kg	☼	11/30/11 19:30	12/06/11 20:43	1
1,1-Dichloroethene	3.1	U	3.1	0.32	ug/Kg	☼	11/30/11 19:30	12/06/11 20:43	1
1,2-Dichloropropane	3.1	U	3.1	0.42	ug/Kg	☼	11/30/11 19:30	12/06/11 20:43	1
cis-1,3-Dichloropropene	3.1	U	3.1	0.21	ug/Kg	☼	11/30/11 19:30	12/06/11 20:43	1
trans-1,3-Dichloropropene	3.1	U	3.1	0.33	ug/Kg	☼	11/30/11 19:30	12/06/11 20:43	1
Ethylbenzene	3.1	U	3.1	0.16	ug/Kg	☼	11/30/11 19:30	12/06/11 20:43	1
2-Hexanone	12	U	12	0.39	ug/Kg	☼	11/30/11 19:30	12/06/11 20:43	1
Methylene Chloride	3.1	U	3.1	0.41	ug/Kg	☼	11/30/11 19:30	12/06/11 20:43	1
4-Methyl-2-pentanone (MIBK)	12	U	12	0.33	ug/Kg	☼	11/30/11 19:30	12/06/11 20:43	1
Styrene	3.1	U	3.1	0.092	ug/Kg	☼	11/30/11 19:30	12/06/11 20:43	1
1,1,2,2-Tetrachloroethane	3.1	U	3.1	0.21	ug/Kg	☼	11/30/11 19:30	12/06/11 20:43	1
Tetrachloroethene	3.1	U	3.1	0.32	ug/Kg	☼	11/30/11 19:30	12/06/11 20:43	1
Toluene	**0.70**	**J**	3.1	0.17	ug/Kg	☼	11/30/11 19:30	12/06/11 20:43	1
Trichloroethene	3.1	U	3.1	0.26	ug/Kg	☼	11/30/11 19:30	12/06/11 20:43	1
Vinyl chloride	3.1	U	3.1	0.24	ug/Kg	☼	11/30/11 19:30	12/06/11 20:43	1
Xylenes, Total	6.1	U	6.1	0.41	ug/Kg	☼	11/30/11 19:30	12/06/11 20:43	1
1,1,1-Trichloroethane	3.1	U	3.1	0.34	ug/Kg	☼	11/30/11 19:30	12/06/11 20:43	1
1,1,2-Trichloroethane	3.1	U	3.1	0.24	ug/Kg	☼	11/30/11 19:30	12/06/11 20:43	1
Cyclohexane	6.1	U	6.1	0.20	ug/Kg	☼	11/30/11 19:30	12/06/11 20:43	1
1,2-Dibromo-3-Chloropropane	6.1	U	6.1	0.80	ug/Kg	☼	11/30/11 19:30	12/06/11 20:43	1
Ethylene Dibromide	3.1	U	3.1	0.31	ug/Kg	☼	11/30/11 19:30	12/06/11 20:43	1
Dichlorodifluoromethane	3.1	U	3.1	0.31	ug/Kg	☼	11/30/11 19:30	12/06/11 20:43	1
cis-1,2-Dichloroethene	3.1	U	3.1	0.22	ug/Kg	☼	11/30/11 19:30	12/06/11 20:43	1
trans-1,2-Dichloroethene	3.1	U	3.1	0.25	ug/Kg	☼	11/30/11 19:30	12/06/11 20:43	1
Isopropylbenzene	3.1	U	3.1	0.098	ug/Kg	☼	11/30/11 19:30	12/06/11 20:43	1
Methyl acetate	**1.3**	**J**	6.1	0.86	ug/Kg	☼	11/30/11 19:30	12/06/11 20:43	1
Methyl tert-butyl ether	12	U	12	0.26	ug/Kg	☼	11/30/11 19:30	12/06/11 20:43	1
1,1,2-Trichloro-1,2,2-trifluoroethane	3.1	U	3.1	0.80	ug/Kg	☼	11/30/11 19:30	12/06/11 20:43	1
1,2,4-Trichlorobenzene	3.1	U	3.1	0.17	ug/Kg	☼	11/30/11 19:30	12/06/11 20:43	1
1,2-Dichlorobenzene	3.1	U	3.1	0.22	ug/Kg	☼	11/30/11 19:30	12/06/11 20:43	1
1,3-Dichlorobenzene	3.1	U	3.1	0.21	ug/Kg	☼	11/30/11 19:30	12/06/11 20:43	1
1,4-Dichlorobenzene	3.1	U	3.1	0.40	ug/Kg	☼	11/30/11 19:30	12/06/11 20:43	1
Trichlorofluoromethane	3.1	U	3.1	0.21	ug/Kg	☼	11/30/11 19:30	12/06/11 20:43	1
Chlorodibromomethane	3.1	U	3.1	0.34	ug/Kg	☼	11/30/11 19:30	12/06/11 20:43	1
Methylcyclohexane	6.1	U	6.1	0.19	ug/Kg	☼	11/30/11 19:30	12/06/11 20:43	1

Client: Conestoga-Rovers & Associates, Inc.
Project/Site: 17324-T07, RACER Former MTM

TestAmerica Job ID: 240-6361-1

Client Sample ID: S-017324-112911-TP-120
Date Collected: 11/29/11 10:15
Date Received: 11/30/11 16:31

Lab Sample ID: 240-6361-8
Matrix: Solid
Percent Solids: 86.1

Surrogate	%Recovery	Qualifier	Limits	Prepared	Analyzed	Dil Fac
1,2-Dichloroethane-d4 (Surr)	*89*		*58 - 123*	*11/30/11 19:30*	*12/06/11 20:43*	*1*
4-Bromofluorobenzene (Surr)	*103*		*52 - 136*	*11/30/11 19:30*	*12/06/11 20:43*	*1*
Toluene-d8 (Surr)	*101*		*67 - 125*	*11/30/11 19:30*	*12/06/11 20:43*	*1*
Dibromofluoromethane (Surr)	*100*		*37 - 132*	*11/30/11 19:30*	*12/06/11 20:43*	*1*

Method: 8270C - Semivolatile Organic Compounds (GC/MS)

Analyte	Result	Qualifier	RL	MDL	Unit	D	Prepared	Analyzed	Dil Fac
1,1'-Biphenyl	230	U	230	130	ug/Kg	☼	12/03/11 10:29	12/07/11 20:38	4
2,2'-oxybis[1-chloropropane]	460	U	460	44	ug/Kg	☼	12/03/11 10:29	12/07/11 20:38	4
2,4,5-Trichlorophenol	700	U	700	120	ug/Kg	☼	12/03/11 10:29	12/07/11 20:38	4
2,4,6-Trichlorophenol	700	U	700	370	ug/Kg	☼	12/03/11 10:29	12/07/11 20:38	4
2,4-Dichlorophenol	700	U	700	93	ug/Kg	☼	12/03/11 10:29	12/07/11 20:38	4
2,4-Dimethylphenol	700	U	700	93	ug/Kg	☼	12/03/11 10:29	12/07/11 20:38	4
2,4-Dinitrophenol	1500	U	1500	370	ug/Kg	☼	12/03/11 10:29	12/07/11 20:38	4
2,4-Dinitrotoluene	930	U	930	130	ug/Kg	☼	12/03/11 10:29	12/07/11 20:38	4
2,6-Dinitrotoluene	930	U	930	98	ug/Kg	☼	12/03/11 10:29	12/07/11 20:38	4
2-Chloronaphthalene	230	U	230	15	ug/Kg	☼	12/03/11 10:29	12/07/11 20:38	4
2-Chlorophenol	230	U	230	130	ug/Kg	☼	12/03/11 10:29	12/07/11 20:38	4
2-Methylnaphthalene	**64**		31	15	ug/Kg	☼	12/03/11 10:29	12/07/11 20:38	4
2-Methylphenol	930	U	930	370	ug/Kg	☼	12/03/11 10:29	12/07/11 20:38	4
2-Nitroaniline	930	U	930	42	ug/Kg	☼	12/03/11 10:29	12/07/11 20:38	4
2-Nitrophenol	230	U	230	130	ug/Kg	☼	12/03/11 10:29	12/07/11 20:38	4
3,3'-Dichlorobenzidine	460	U	460	84	ug/Kg	☼	12/03/11 10:29	12/07/11 20:38	4
3-Nitroaniline	930	U	930	74	ug/Kg	☼	12/03/11 10:29	12/07/11 20:38	4
4,6-Dinitro-2-methylphenol	700	U	700	370	ug/Kg	☼	12/03/11 10:29	12/07/11 20:38	4
4-Bromophenyl phenyl ether	230	U	230	60	ug/Kg	☼	12/03/11 10:29	12/07/11 20:38	4
4-Chloro-3-methylphenol	700	U	700	98	ug/Kg	☼	12/03/11 10:29	12/07/11 20:38	4
4-Chloroaniline	700	U	700	79	ug/Kg	☼	12/03/11 10:29	12/07/11 20:38	4
4-Chlorophenyl phenyl ether	230	U	230	60	ug/Kg	☼	12/03/11 10:29	12/07/11 20:38	4
4-Nitroaniline	930	U	930	120	ug/Kg	☼	12/03/11 10:29	12/07/11 20:38	4
4-Nitrophenol	1500	U	1500	370	ug/Kg	☼	12/03/11 10:29	12/07/11 20:38	4
Acenaphthene	31	U	31	15	ug/Kg	☼	12/03/11 10:29	12/07/11 20:38	4
Acenaphthylene	31	U	31	15	ug/Kg	☼	12/03/11 10:29	12/07/11 20:38	4
Acetophenone	460	U	460	43	ug/Kg	☼	12/03/11 10:29	12/07/11 20:38	4
Anthracene	31	U	31	15	ug/Kg	☼	12/03/11 10:29	12/07/11 20:38	4
Atrazine	930	U	930	42	ug/Kg	☼	12/03/11 10:29	12/07/11 20:38	4
Benzaldehyde	460	U	460	56	ug/Kg	☼	12/03/11 10:29	12/07/11 20:38	4
Benzo[a]anthracene	**80**		31	15	ug/Kg	☼	12/03/11 10:29	12/07/11 20:38	4
Benzo[a]pyrene	**77**		31	15	ug/Kg	☼	12/03/11 10:29	12/07/11 20:38	4
Benzo[b]fluoranthene	**130**		31	15	ug/Kg	☼	12/03/11 10:29	12/07/11 20:38	4
Benzo[g,h,i]perylene	**58**		31	15	ug/Kg	☼	12/03/11 10:29	12/07/11 20:38	4
Benzo[k]fluoranthene	**47**		31	15	ug/Kg	☼	12/03/11 10:29	12/07/11 20:38	4
Bis(2-chloroethoxy)methane	460	U	460	100	ug/Kg	☼	12/03/11 10:29	12/07/11 20:38	4
Bis(2-chloroethyl)ether	460	U	460	9.3	ug/Kg	☼	12/03/11 10:29	12/07/11 20:38	4
Bis(2-ethylhexyl) phthalate	230	U	230	88	ug/Kg	☼	12/03/11 10:29	12/07/11 20:38	4
Butyl benzyl phthalate	230	U	230	46	ug/Kg	☼	12/03/11 10:29	12/07/11 20:38	4
Caprolactam	1500	U	1500	170	ug/Kg	☼	12/03/11 10:29	12/07/11 20:38	4
Carbazole	230	U	230	130	ug/Kg	☼	12/03/11 10:29	12/07/11 20:38	4
Chrysene	**120**		31	5.1	ug/Kg	☼	12/03/11 10:29	12/07/11 20:38	4
Dibenz(a,h)anthracene	31	U	31	15	ug/Kg	☼	12/03/11 10:29	12/07/11 20:38	4
Dibenzofuran	230	U	230	15	ug/Kg	☼	12/03/11 10:29	12/07/11 20:38	4

Client Sample ID: S-017324-112911-TP-120
Date Collected: 11/29/11 10:15
Date Received: 11/30/11 16:31

Lab Sample ID: 240-6361-8
Matrix: Solid
Percent Solids: 86.1

Method: 8270C - Semivolatile Organic Compounds (GC/MS) (Continued)

Analyte	Result	Qualifier	RL	MDL	Unit	D	Prepared	Analyzed	Dil Fac
Diethyl phthalate	230	U	230	74	ug/Kg	☼	12/03/11 10:29	12/07/11 20:38	4
Dimethyl phthalate	230	U	230	79	ug/Kg	☼	12/03/11 10:29	12/07/11 20:38	4
Di-n-butyl phthalate	230	U	230	70	ug/Kg	☼	12/03/11 10:29	12/07/11 20:38	4
Di-n-octyl phthalate	230	U	230	130	ug/Kg	☼	12/03/11 10:29	12/07/11 20:38	4
Fluoranthene	**150**		31	15	ug/Kg	☼	12/03/11 10:29	12/07/11 20:38	4
Fluorene	31	U	31	15	ug/Kg	☼	12/03/11 10:29	12/07/11 20:38	4
Hexachlorobenzene	31	U	31	9.8	ug/Kg	☼	12/03/11 10:29	12/07/11 20:38	4
Hexachlorobutadiene	230	U	230	130	ug/Kg	☼	12/03/11 10:29	12/07/11 20:38	4
Hexachlorocyclopentadiene	1500	U	1500	130	ug/Kg	☼	12/03/11 10:29	12/07/11 20:38	4
Hexachloroethane	230	U	230	42	ug/Kg	☼	12/03/11 10:29	12/07/11 20:38	4
Indeno[1,2,3-cd]pyrene	**43**		31	15	ug/Kg	☼	12/03/11 10:29	12/07/11 20:38	4
Isophorone	230	U	230	60	ug/Kg	☼	12/03/11 10:29	12/07/11 20:38	4
Naphthalene	**40**		31	15	ug/Kg	☼	12/03/11 10:29	12/07/11 20:38	4
Nitrobenzene	460	U	460	10	ug/Kg	☼	12/03/11 10:29	12/07/11 20:38	4
N-Nitrosodi-n-propylamine	230	U	230	130	ug/Kg	☼	12/03/11 10:29	12/07/11 20:38	4
N-Nitrosodiphenylamine	230	U	230	98	ug/Kg	☼	12/03/11 10:29	12/07/11 20:38	4
Pentachlorophenol	700	U	700	370	ug/Kg	☼	12/03/11 10:29	12/07/11 20:38	4
Phenol	230	U	230	130	ug/Kg	☼	12/03/11 10:29	12/07/11 20:38	4
Phenanthrene	**100**		31	15	ug/Kg	☼	12/03/11 10:29	12/07/11 20:38	4
Pyrene	**140**		31	15	ug/Kg	☼	12/03/11 10:29	12/07/11 20:38	4
3 & 4 Methylphenol	1900	U	1900	93	ug/Kg	☼	12/03/11 10:29	12/07/11 20:38	4

Surrogate	*%Recovery*	*Qualifier*	*Limits*	*Prepared*	*Analyzed*	*Dil Fac*
2-Fluorobiphenyl (Surr)	*46*		*34 - 110*	*12/03/11 10:29*	*12/07/11 20:38*	*4*
2-Fluorophenol (Surr)	*50*		*26 - 110*	*12/03/11 10:29*	*12/07/11 20:38*	*4*
2,4,6-Tribromophenol (Surr)	*39*		*10 - 118*	*12/03/11 10:29*	*12/07/11 20:38*	*4*
Nitrobenzene-d5 (Surr)	*44*		*24 - 112*	*12/03/11 10:29*	*12/07/11 20:38*	*4*
Phenol-d5 (Surr)	*45*		*28 - 110*	*12/03/11 10:29*	*12/07/11 20:38*	*4*
Terphenyl-d14 (Surr)	*67*		*41 - 119*	*12/03/11 10:29*	*12/07/11 20:38*	*4*

Method: 8082 - Polychlorinated Biphenyls (PCBs) by Gas Chromatography

Analyte	Result	Qualifier	RL	MDL	Unit	D	Prepared	Analyzed	Dil Fac
Aroclor-1016	38	U	38	24	ug/Kg	☼	12/03/11 10:22	12/08/11 05:44	1
Aroclor-1221	38	U	38	19	ug/Kg	☼	12/03/11 10:22	12/08/11 05:44	1
Aroclor-1232	38	U	38	16	ug/Kg	☼	12/03/11 10:22	12/08/11 05:44	1
Aroclor-1242	38	U	38	15	ug/Kg	☼	12/03/11 10:22	12/08/11 05:44	1
Aroclor-1248	38	U	38	20	ug/Kg	☼	12/03/11 10:22	12/08/11 05:44	1
Aroclor-1254	38	U	38	20	ug/Kg	☼	12/03/11 10:22	12/08/11 05:44	1
Aroclor-1260	38	U	38	20	ug/Kg	☼	12/03/11 10:22	12/08/11 05:44	1

Surrogate	*%Recovery*	*Qualifier*	*Limits*	*Prepared*	*Analyzed*	*Dil Fac*
Tetrachloro-m-xylene	*74*		*29 - 151*	*12/03/11 10:22*	*12/08/11 05:44*	*1*
DCB Decachlorobiphenyl	*64*		*14 - 163*	*12/03/11 10:22*	*12/08/11 05:44*	*1*

Method: 6010B - Metals (ICP)

Analyte	Result	Qualifier	RL	MDL	Unit	D	Prepared	Analyzed	Dil Fac
Aluminum	**6200**		21	10	mg/Kg	☼	12/02/11 10:39	12/05/11 16:32	1
Antimony	1.1	U	1.1	0.41	mg/Kg	☼	12/02/11 10:39	12/05/11 16:32	1
Barium	**140**	**B**	21	0.075	mg/Kg	☼	12/02/11 10:39	12/05/11 16:32	1
Beryllium	**0.33**	**J**	0.53	0.045	mg/Kg	☼	12/02/11 10:39	12/05/11 16:32	1
Calcium	**47000**	**B**	530	17	mg/Kg	☼	12/02/11 10:39	12/05/11 16:32	1

Client: Conestoga-Rovers & Associates, Inc.
Project/Site: 17324-T07, RACER Former MTM

TestAmerica Job ID: 240-6361-1

Client Sample ID: S-017324-112911-TP-120
Date Collected: 11/29/11 10:15
Date Received: 11/30/11 16:31

Lab Sample ID: 240-6361-8
Matrix: Solid
Percent Solids: 86.1

Method: 6010B - Metals (ICP) (Continued)

Analyte	Result	Qualifier	RL	MDL	Unit	D	Prepared	Analyzed	Dil Fac
Cadmium	0.33		0.21	0.038	mg/Kg	☼	12/02/11 10:39	12/05/11 16:32	1
Cobalt	6.4		5.3	0.17	mg/Kg	☼	12/02/11 10:39	12/05/11 16:32	1
Chromium	17		0.53	0.21	mg/Kg	☼	12/02/11 10:39	12/05/11 16:32	1
Copper	32		2.6	0.78	mg/Kg	☼	12/02/11 10:39	12/05/11 16:32	1
Iron	20000		11	5.2	mg/Kg	☼	12/02/11 10:39	12/05/11 16:32	1
Potassium	920	B	530	6.5	mg/Kg	☼	12/02/11 10:39	12/05/11 16:32	1
Magnesium	36000	B	530	5.4	mg/Kg	☼	12/02/11 10:39	12/05/11 16:32	1
Manganese	570	B	1.6	0.078	mg/Kg	☼	12/02/11 10:39	12/05/11 16:32	1
Silver	0.53	U	0.53	0.11	mg/Kg	☼	12/02/11 10:39	12/05/11 16:32	1
Sodium	140	J	530	70	mg/Kg	☼	12/02/11 10:39	12/05/11 16:32	1
Nickel	29		4.2	0.29	mg/Kg	☼	12/02/11 10:39	12/05/11 16:32	1
Vanadium	18		5.3	0.13	mg/Kg	☼	12/02/11 10:39	12/05/11 16:32	1
Zinc	51		2.1	1.1	mg/Kg	☼	12/02/11 10:39	12/05/11 16:32	1
Arsenic	11		1.1	0.32	mg/Kg	☼	12/02/11 10:39	12/05/11 16:32	1
Lead	39		0.32	0.20	mg/Kg	☼	12/02/11 10:39	12/05/11 16:32	1
Selenium	0.53	U	0.53	0.48	mg/Kg	☼	12/02/11 10:39	12/05/11 16:32	1
Thallium	1.0	J	1.1	0.58	mg/Kg	☼	12/02/11 10:39	12/05/11 16:32	1

Method: 7471A - Mercury (CVAA)

Analyte	Result	Qualifier	RL	MDL	Unit	D	Prepared	Analyzed	Dil Fac
Mercury	0.10		0.098	0.015	mg/Kg	☼	12/02/11 13:40	12/05/11 15:17	1

Client: Conestoga-Rovers & Associates, Inc.
Project/Site: 17324-T07, RACER Former MTM

TestAmerica Job ID: 240-6361-1

Client Sample ID: S-017324-112911-TP-121
Date Collected: 11/29/11 10:25
Date Received: 11/30/11 16:31

Lab Sample ID: 240-6361-9
Matrix: Solid
Percent Solids: 78.2

Method: 8260B - Volatile Organic Compounds (GC/MS)

Analyte	Result	Qualifier	RL	MDL	Unit	D	Prepared	Analyzed	Dil Fac
Acetone	10	U	10	3.3	ug/Kg	☼	11/30/11 19:30	12/06/11 22:42	1
Benzene	2.6	U	2.6	0.12	ug/Kg	☼	11/30/11 19:30	12/06/11 22:42	1
Dichlorobromomethane	2.6	U	2.6	0.15	ug/Kg	☼	11/30/11 19:30	12/06/11 22:42	1
Bromoform	2.6	U	2.6	0.17	ug/Kg	☼	11/30/11 19:30	12/06/11 22:42	1
Bromomethane	2.6	U	2.6	0.28	ug/Kg	☼	11/30/11 19:30	12/06/11 22:42	1
2-Butanone (MEK)	10	U	10	0.73	ug/Kg	☼	11/30/11 19:30	12/06/11 22:42	1
Carbon disulfide	2.6	U	2.6	0.23	ug/Kg	☼	11/30/11 19:30	12/06/11 22:42	1
Carbon tetrachloride	2.6	U	2.6	0.19	ug/Kg	☼	11/30/11 19:30	12/06/11 22:42	1
Chlorobenzene	2.6	U	2.6	0.17	ug/Kg	☼	11/30/11 19:30	12/06/11 22:42	1
Chloroethane	2.6	U	2.6	0.45	ug/Kg	☼	11/30/11 19:30	12/06/11 22:42	1
Chloroform	2.6	U	2.6	0.15	ug/Kg	☼	11/30/11 19:30	12/06/11 22:42	1
Chloromethane	2.6	U	2.6	0.21	ug/Kg	☼	11/30/11 19:30	12/06/11 22:42	1
1,1-Dichloroethane	2.6	U	2.6	0.19	ug/Kg	☼	11/30/11 19:30	12/06/11 22:42	1
1,2-Dichloroethane	**1.0**	**J**	2.6	0.18	ug/Kg	☼	11/30/11 19:30	12/06/11 22:42	1
1,1-Dichloroethene	2.6	U	2.6	0.27	ug/Kg	☼	11/30/11 19:30	12/06/11 22:42	1
1,2-Dichloropropane	2.6	U	2.6	0.36	ug/Kg	☼	11/30/11 19:30	12/06/11 22:42	1
cis-1,3-Dichloropropene	2.6	U	2.6	0.18	ug/Kg	☼	11/30/11 19:30	12/06/11 22:42	1
trans-1,3-Dichloropropene	2.6	U	2.6	0.28	ug/Kg	☼	11/30/11 19:30	12/06/11 22:42	1
Ethylbenzene	2.6	U	2.6	0.14	ug/Kg	☼	11/30/11 19:30	12/06/11 22:42	1
2-Hexanone	10	U	10	0.33	ug/Kg	☼	11/30/11 19:30	12/06/11 22:42	1
Methylene Chloride	2.6	U	2.6	0.35	ug/Kg	☼	11/30/11 19:30	12/06/11 22:42	1
4-Methyl-2-pentanone (MIBK)	10	U	10	0.28	ug/Kg	☼	11/30/11 19:30	12/06/11 22:42	1
Styrene	2.6	U	2.6	0.078	ug/Kg	☼	11/30/11 19:30	12/06/11 22:42	1
1,1,2,2-Tetrachloroethane	2.6	U	2.6	0.18	ug/Kg	☼	11/30/11 19:30	12/06/11 22:42	1
Tetrachloroethene	2.6	U	2.6	0.27	ug/Kg	☼	11/30/11 19:30	12/06/11 22:42	1
Toluene	**0.48**	**J**	2.6	0.14	ug/Kg	☼	11/30/11 19:30	12/06/11 22:42	1
Trichloroethene	2.6	U	2.6	0.22	ug/Kg	☼	11/30/11 19:30	12/06/11 22:42	1
Vinyl chloride	2.6	U	2.6	0.20	ug/Kg	☼	11/30/11 19:30	12/06/11 22:42	1
Xylenes, Total	5.2	U	5.2	0.35	ug/Kg	☼	11/30/11 19:30	12/06/11 22:42	1
1,1,1-Trichloroethane	2.6	U	2.6	0.29	ug/Kg	☼	11/30/11 19:30	12/06/11 22:42	1
1,1,2-Trichloroethane	2.6	U	2.6	0.20	ug/Kg	☼	11/30/11 19:30	12/06/11 22:42	1
Cyclohexane	5.2	U	5.2	0.17	ug/Kg	☼	11/30/11 19:30	12/06/11 22:42	1
1,2-Dibromo-3-Chloropropane	5.2	U	5.2	0.68	ug/Kg	☼	11/30/11 19:30	12/06/11 22:42	1
Ethylene Dibromide	2.6	U	2.6	0.26	ug/Kg	☼	11/30/11 19:30	12/06/11 22:42	1
Dichlorodifluoromethane	2.6	U	2.6	0.26	ug/Kg	☼	11/30/11 19:30	12/06/11 22:42	1
cis-1,2-Dichloroethene	2.6	U	2.6	0.19	ug/Kg	☼	11/30/11 19:30	12/06/11 22:42	1
trans-1,2-Dichloroethene	2.6	U	2.6	0.21	ug/Kg	☼	11/30/11 19:30	12/06/11 22:42	1
Isopropylbenzene	2.6	U	2.6	0.083	ug/Kg	☼	11/30/11 19:30	12/06/11 22:42	1
Methyl acetate	5.2	U	5.2	0.73	ug/Kg	☼	11/30/11 19:30	12/06/11 22:42	1
Methyl tert-butyl ether	10	U	10	0.22	ug/Kg	☼	11/30/11 19:30	12/06/11 22:42	1
1,1,2-Trichloro-1,2,2-trifluoroethane	2.6	U	2.6	0.68	ug/Kg	☼	11/30/11 19:30	12/06/11 22:42	1
1,2,4-Trichlorobenzene	2.6	U	2.6	0.14	ug/Kg	☼	11/30/11 19:30	12/06/11 22:42	1
1,2-Dichlorobenzene	2.6	U	2.6	0.19	ug/Kg	☼	11/30/11 19:30	12/06/11 22:42	1
1,3-Dichlorobenzene	2.6	U	2.6	0.18	ug/Kg	☼	11/30/11 19:30	12/06/11 22:42	1
1,4-Dichlorobenzene	2.6	U	2.6	0.34	ug/Kg	☼	11/30/11 19:30	12/06/11 22:42	1
Trichlorofluoromethane	2.6	U	2.6	0.18	ug/Kg	☼	11/30/11 19:30	12/06/11 22:42	1
Chlorodibromomethane	2.6	U	2.6	0.29	ug/Kg	☼	11/30/11 19:30	12/06/11 22:42	1
Methylcyclohexane	5.2	U	5.2	0.16	ug/Kg	☼	11/30/11 19:30	12/06/11 22:42	1

Client: Conestoga-Rovers & Associates, Inc.
Project/Site: 17324-T07, RACER Former MTM

TestAmerica Job ID: 240-6361-1

Client Sample ID: S-017324-112911-TP-121
Date Collected: 11/29/11 10:25
Date Received: 11/30/11 16:31

Lab Sample ID: 240-6361-9
Matrix: Solid
Percent Solids: 78.2

Surrogate	%Recovery	Qualifier	Limits	Prepared	Analyzed	Dil Fac
1,2-Dichloroethane-d4 (Surr)	*98*		*58 - 123*	*11/30/11 19:30*	*12/06/11 22:42*	*1*
4-Bromofluorobenzene (Surr)	*95*		*52 - 136*	*11/30/11 19:30*	*12/06/11 22:42*	*1*
Toluene-d8 (Surr)	*105*		*67 - 125*	*11/30/11 19:30*	*12/06/11 22:42*	*1*
Dibromofluoromethane (Surr)	*95*		*37 - 132*	*11/30/11 19:30*	*12/06/11 22:42*	*1*

Method: 8270C - Semivolatile Organic Compounds (GC/MS)

Analyte	Result	Qualifier	RL	MDL	Unit	D	Prepared	Analyzed	Dil Fac
1,1'-Biphenyl	64	U	64	35	ug/Kg	☼	12/03/11 10:29	12/07/11 17:19	1
2,2'-oxybis[1-chloropropane]	130	U	130	12	ug/Kg	☼	12/03/11 10:29	12/07/11 17:19	1
2,4,5-Trichlorophenol	190	U	190	32	ug/Kg	☼	12/03/11 10:29	12/07/11 17:19	1
2,4,6-Trichlorophenol	190	U	190	100	ug/Kg	☼	12/03/11 10:29	12/07/11 17:19	1
2,4-Dichlorophenol	190	U	190	26	ug/Kg	☼	12/03/11 10:29	12/07/11 17:19	1
2,4-Dimethylphenol	190	U	190	26	ug/Kg	☼	12/03/11 10:29	12/07/11 17:19	1
2,4-Dinitrophenol	420	U	420	100	ug/Kg	☼	12/03/11 10:29	12/07/11 17:19	1
2,4-Dinitrotoluene	260	U	260	35	ug/Kg	☼	12/03/11 10:29	12/07/11 17:19	1
2,6-Dinitrotoluene	260	U	260	27	ug/Kg	☼	12/03/11 10:29	12/07/11 17:19	1
2-Chloronaphthalene	64	U	64	4.2	ug/Kg	☼	12/03/11 10:29	12/07/11 17:19	1
2-Chlorophenol	64	U	64	35	ug/Kg	☼	12/03/11 10:29	12/07/11 17:19	1
2-Methylnaphthalene	8.5	U	8.5	4.2	ug/Kg	☼	12/03/11 10:29	12/07/11 17:19	1
2-Methylphenol	260	U	260	100	ug/Kg	☼	12/03/11 10:29	12/07/11 17:19	1
2-Nitroaniline	260	U	260	12	ug/Kg	☼	12/03/11 10:29	12/07/11 17:19	1
2-Nitrophenol	64	U	64	35	ug/Kg	☼	12/03/11 10:29	12/07/11 17:19	1
3,3'-Dichlorobenzidine	130	U	130	23	ug/Kg	☼	12/03/11 10:29	12/07/11 17:19	1
3-Nitroaniline	260	U	260	20	ug/Kg	☼	12/03/11 10:29	12/07/11 17:19	1
4,6-Dinitro-2-methylphenol	190	U	190	100	ug/Kg	☼	12/03/11 10:29	12/07/11 17:19	1
4-Bromophenyl phenyl ether	64	U	64	17	ug/Kg	☼	12/03/11 10:29	12/07/11 17:19	1
4-Chloro-3-methylphenol	190	U	190	27	ug/Kg	☼	12/03/11 10:29	12/07/11 17:19	1
4-Chloroaniline	190	U	190	22	ug/Kg	☼	12/03/11 10:29	12/07/11 17:19	1
4-Chlorophenyl phenyl ether	64	U	64	17	ug/Kg	☼	12/03/11 10:29	12/07/11 17:19	1
4-Nitroaniline	260	U	260	33	ug/Kg	☼	12/03/11 10:29	12/07/11 17:19	1
4-Nitrophenol	420	U	420	100	ug/Kg	☼	12/03/11 10:29	12/07/11 17:19	1
Acenaphthene	8.5	U	8.5	4.2	ug/Kg	☼	12/03/11 10:29	12/07/11 17:19	1
Acenaphthylene	8.5	U	8.5	4.2	ug/Kg	☼	12/03/11 10:29	12/07/11 17:19	1
Acetophenone	130	U	130	12	ug/Kg	☼	12/03/11 10:29	12/07/11 17:19	1
Anthracene	8.5	U	8.5	4.2	ug/Kg	☼	12/03/11 10:29	12/07/11 17:19	1
Atrazine	260	U	260	12	ug/Kg	☼	12/03/11 10:29	12/07/11 17:19	1
Benzaldehyde	130	U	130	15	ug/Kg	☼	12/03/11 10:29	12/07/11 17:19	1
Benzo[a]anthracene	8.5	U	8.5	4.2	ug/Kg	☼	12/03/11 10:29	12/07/11 17:19	1
Benzo[a]pyrene	8.5	U	8.5	4.2	ug/Kg	☼	12/03/11 10:29	12/07/11 17:19	1
Benzo[b]fluoranthene	**7.9**	**J**	8.5	4.2	ug/Kg	☼	12/03/11 10:29	12/07/11 17:19	1
Benzo[g,h,i]perylene	8.5	U	8.5	4.2	ug/Kg	☼	12/03/11 10:29	12/07/11 17:19	1
Benzo[k]fluoranthene	8.5	U	8.5	4.2	ug/Kg	☼	12/03/11 10:29	12/07/11 17:19	1
Bis(2-chloroethoxy)methane	130	U	130	28	ug/Kg	☼	12/03/11 10:29	12/07/11 17:19	1
Bis(2-chloroethyl)ether	130	U	130	2.6	ug/Kg	☼	12/03/11 10:29	12/07/11 17:19	1
Bis(2-ethylhexyl) phthalate	**29**	**J**	64	24	ug/Kg	☼	12/03/11 10:29	12/07/11 17:19	1
Butyl benzyl phthalate	64	U	64	13	ug/Kg	☼	12/03/11 10:29	12/07/11 17:19	1
Caprolactam	420	U	420	47	ug/Kg	☼	12/03/11 10:29	12/07/11 17:19	1
Carbazole	64	U	64	35	ug/Kg	☼	12/03/11 10:29	12/07/11 17:19	1
Chrysene	8.5	U	8.5	1.4	ug/Kg	☼	12/03/11 10:29	12/07/11 17:19	1
Dibenz(a,h)anthracene	8.5	U	8.5	4.2	ug/Kg	☼	12/03/11 10:29	12/07/11 17:19	1
Dibenzofuran	64	U	64	4.2	ug/Kg	☼	12/03/11 10:29	12/07/11 17:19	1

Client Sample ID: S-017324-112911-TP-121
Date Collected: 11/29/11 10:25
Date Received: 11/30/11 16:31

Lab Sample ID: 240-6361-9
Matrix: Solid
Percent Solids: 78.2

Method: 8270C - Semivolatile Organic Compounds (GC/MS) (Continued)

Analyte	Result	Qualifier	RL	MDL	Unit	D	Prepared	Analyzed	Dil Fac
Diethyl phthalate	64	U	64	20	ug/Kg	☼	12/03/11 10:29	12/07/11 17:19	1
Dimethyl phthalate	64	U	64	22	ug/Kg	☼	12/03/11 10:29	12/07/11 17:19	1
Di-n-butyl phthalate	64	U	64	19	ug/Kg	☼	12/03/11 10:29	12/07/11 17:19	1
Di-n-octyl phthalate	64	U	64	35	ug/Kg	☼	12/03/11 10:29	12/07/11 17:19	1
Fluoranthene	**4.8**	**J**	8.5	4.2	ug/Kg	☼	12/03/11 10:29	12/07/11 17:19	1
Fluorene	8.5	U	8.5	4.2	ug/Kg	☼	12/03/11 10:29	12/07/11 17:19	1
Hexachlorobenzene	8.5	U	8.5	2.7	ug/Kg	☼	12/03/11 10:29	12/07/11 17:19	1
Hexachlorobutadiene	64	U	64	35	ug/Kg	☼	12/03/11 10:29	12/07/11 17:19	1
Hexachlorocyclopentadiene	420	U	420	35	ug/Kg	☼	12/03/11 10:29	12/07/11 17:19	1
Hexachloroethane	64	U	64	12	ug/Kg	☼	12/03/11 10:29	12/07/11 17:19	1
Indeno[1,2,3-cd]pyrene	8.5	U	8.5	4.2	ug/Kg	☼	12/03/11 10:29	12/07/11 17:19	1
Isophorone	64	U	64	17	ug/Kg	☼	12/03/11 10:29	12/07/11 17:19	1
Naphthalene	8.5	U	8.5	4.2	ug/Kg	☼	12/03/11 10:29	12/07/11 17:19	1
Nitrobenzene	130	U	130	2.8	ug/Kg	☼	12/03/11 10:29	12/07/11 17:19	1
N-Nitrosodi-n-propylamine	64	U	64	35	ug/Kg	☼	12/03/11 10:29	12/07/11 17:19	1
N-Nitrosodiphenylamine	64	U	64	27	ug/Kg	☼	12/03/11 10:29	12/07/11 17:19	1
Pentachlorophenol	190	U	190	100	ug/Kg	☼	12/03/11 10:29	12/07/11 17:19	1
Phenol	64	U	64	35	ug/Kg	☼	12/03/11 10:29	12/07/11 17:19	1
Phenanthrene	8.5	U	8.5	4.2	ug/Kg	☼	12/03/11 10:29	12/07/11 17:19	1
Pyrene	8.5	U	8.5	4.2	ug/Kg	☼	12/03/11 10:29	12/07/11 17:19	1
3 & 4 Methylphenol	510	U	510	26	ug/Kg	☼	12/03/11 10:29	12/07/11 17:19	1

Surrogate	*%Recovery*	*Qualifier*	*Limits*	*Prepared*	*Analyzed*	*Dil Fac*
2-Fluorobiphenyl (Surr)	*41*		*34 - 110*	*12/03/11 10:29*	*12/07/11 17:19*	*1*
2-Fluorophenol (Surr)	*47*		*26 - 110*	*12/03/11 10:29*	*12/07/11 17:19*	*1*
2,4,6-Tribromophenol (Surr)	*52*		*10 - 118*	*12/03/11 10:29*	*12/07/11 17:19*	*1*
Nitrobenzene-d5 (Surr)	*45*		*24 - 112*	*12/03/11 10:29*	*12/07/11 17:19*	*1*
Phenol-d5 (Surr)	*43*		*28 - 110*	*12/03/11 10:29*	*12/07/11 17:19*	*1*
Terphenyl-d14 (Surr)	*74*		*41 - 119*	*12/03/11 10:29*	*12/07/11 17:19*	*1*

Method: 8082 - Polychlorinated Biphenyls (PCBs) by Gas Chromatography

Analyte	Result	Qualifier	RL	MDL	Unit	D	Prepared	Analyzed	Dil Fac
Aroclor-1016	42	U	42	27	ug/Kg	☼	12/03/11 10:22	12/08/11 05:59	1
Aroclor-1221	42	U	42	20	ug/Kg	☼	12/03/11 10:22	12/08/11 05:59	1
Aroclor-1232	42	U	42	18	ug/Kg	☼	12/03/11 10:22	12/08/11 05:59	1
Aroclor-1242	42	U	42	17	ug/Kg	☼	12/03/11 10:22	12/08/11 05:59	1
Aroclor-1248	**58**		42	22	ug/Kg	☼	12/03/11 10:22	12/08/11 05:59	1
Aroclor-1254	42	U	42	22	ug/Kg	☼	12/03/11 10:22	12/08/11 05:59	1
Aroclor-1260	42	U	42	22	ug/Kg	☼	12/03/11 10:22	12/08/11 05:59	1

Surrogate	*%Recovery*	*Qualifier*	*Limits*	*Prepared*	*Analyzed*	*Dil Fac*
Tetrachloro-m-xylene	*82*		*29 - 151*	*12/03/11 10:22*	*12/08/11 05:59*	*1*
DCB Decachlorobiphenyl	*73*		*14 - 163*	*12/03/11 10:22*	*12/08/11 05:59*	*1*

Method: 6010B - Metals (ICP)

Analyte	Result	Qualifier	RL	MDL	Unit	D	Prepared	Analyzed	Dil Fac
Aluminum	**14000**		23	11	mg/Kg	☼	12/02/11 10:39	12/05/11 16:38	1
Antimony	1.1	U	1.1	0.45	mg/Kg	☼	12/02/11 10:39	12/05/11 16:38	1
Barium	**140**	**B**	23	0.081	mg/Kg	☼	12/02/11 10:39	12/05/11 16:38	1
Beryllium	**0.85**		0.57	0.049	mg/Kg	☼	12/02/11 10:39	12/05/11 16:38	1
Calcium	**2800**	**B**	570	18	mg/Kg	☼	12/02/11 10:39	12/05/11 16:38	1

Client: Conestoga-Rovers & Associates, Inc.
Project/Site: 17324-T07, RACER Former MTM

TestAmerica Job ID: 240-6361-1

Client Sample ID: S-017324-112911-TP-121
Date Collected: 11/29/11 10:25
Date Received: 11/30/11 16:31

Lab Sample ID: 240-6361-9
Matrix: Solid
Percent Solids: 78.2

Method: 6010B - Metals (ICP) (Continued)

Analyte	Result	Qualifier	RL	MDL	Unit	D	Prepared	Analyzed	Dil Fac
Cadmium	0.24		0.23	0.041	mg/Kg	☼	12/02/11 10:39	12/05/11 16:38	1
Cobalt	10		5.7	0.18	mg/Kg	☼	12/02/11 10:39	12/05/11 16:38	1
Chromium	17		0.57	0.23	mg/Kg	☼	12/02/11 10:39	12/05/11 16:38	1
Copper	12		2.9	0.84	mg/Kg	☼	12/02/11 10:39	12/05/11 16:38	1
Iron	21000		11	5.6	mg/Kg	☼	12/02/11 10:39	12/05/11 16:38	1
Potassium	760	B	570	7.1	mg/Kg	☼	12/02/11 10:39	12/05/11 16:38	1
Magnesium	2900	B	570	5.8	mg/Kg	☼	12/02/11 10:39	12/05/11 16:38	1
Manganese	1200	B	1.7	0.084	mg/Kg	☼	12/02/11 10:39	12/05/11 16:38	1
Silver	0.57	U	0.57	0.11	mg/Kg	☼	12/02/11 10:39	12/05/11 16:38	1
Sodium	89	J	570	75	mg/Kg	☼	12/02/11 10:39	12/05/11 16:38	1
Nickel	14		4.6	0.31	mg/Kg	☼	12/02/11 10:39	12/05/11 16:38	1
Vanadium	31		5.7	0.14	mg/Kg	☼	12/02/11 10:39	12/05/11 16:38	1
Zinc	46		2.3	1.1	mg/Kg	☼	12/02/11 10:39	12/05/11 16:38	1
Arsenic	6.4		1.1	0.34	mg/Kg	☼	12/02/11 10:39	12/05/11 16:38	1
Lead	16		0.34	0.22	mg/Kg	☼	12/02/11 10:39	12/05/11 16:38	1
Selenium	0.57	U	0.57	0.51	mg/Kg	☼	12/02/11 10:39	12/05/11 16:38	1
Thallium	1.0	J	1.1	0.63	mg/Kg	☼	12/02/11 10:39	12/05/11 16:38	1

Method: 7471A - Mercury (CVAA)

Analyte	Result	Qualifier	RL	MDL	Unit	D	Prepared	Analyzed	Dil Fac
Mercury	0.026	J	0.083	0.013	mg/Kg	☼	12/02/11 13:40	12/05/11 15:18	1

Client: Conestoga-Rovers & Associates, Inc.
Project/Site: 17324-T07, RACER Former MTM

TestAmerica Job ID: 240-6361-1

Client Sample ID: S-017324-112911-TP-122
Date Collected: 11/29/11 10:35
Date Received: 11/30/11 16:31

Lab Sample ID: 240-6361-10
Matrix: Solid
Percent Solids: 90.6

Method: 8260B - Volatile Organic Compounds (GC/MS)

Analyte	Result	Qualifier	RL	MDL	Unit	D	Prepared	Analyzed	Dil Fac
Acetone	8.3	U	8.3	2.6	ug/Kg	☼	11/30/11 19:30	12/06/11 23:03	1
Benzene	2.1	U	2.1	0.096	ug/Kg	☼	11/30/11 19:30	12/06/11 23:03	1
Dichlorobromomethane	2.1	U	2.1	0.12	ug/Kg	☼	11/30/11 19:30	12/06/11 23:03	1
Bromoform	2.1	U	2.1	0.14	ug/Kg	☼	11/30/11 19:30	12/06/11 23:03	1
Bromomethane	2.1	U	2.1	0.22	ug/Kg	☼	11/30/11 19:30	12/06/11 23:03	1
2-Butanone (MEK)	8.3	U	8.3	0.58	ug/Kg	☼	11/30/11 19:30	12/06/11 23:03	1
Carbon disulfide	2.1	U	2.1	0.18	ug/Kg	☼	11/30/11 19:30	12/06/11 23:03	1
Carbon tetrachloride	2.1	U	2.1	0.15	ug/Kg	☼	11/30/11 19:30	12/06/11 23:03	1
Chlorobenzene	2.1	U	2.1	0.14	ug/Kg	☼	11/30/11 19:30	12/06/11 23:03	1
Chloroethane	2.1	U	2.1	0.36	ug/Kg	☼	11/30/11 19:30	12/06/11 23:03	1
Chloroform	2.1	U	2.1	0.12	ug/Kg	☼	11/30/11 19:30	12/06/11 23:03	1
Chloromethane	2.1	U	2.1	0.17	ug/Kg	☼	11/30/11 19:30	12/06/11 23:03	1
1,1-Dichloroethane	2.1	U	2.1	0.15	ug/Kg	☼	11/30/11 19:30	12/06/11 23:03	1
1,2-Dichloroethane	**0.68**	**J**	2.1	0.14	ug/Kg	☼	11/30/11 19:30	12/06/11 23:03	1
1,1-Dichloroethene	2.1	U	2.1	0.22	ug/Kg	☼	11/30/11 19:30	12/06/11 23:03	1
1,2-Dichloropropane	2.1	U	2.1	0.29	ug/Kg	☼	11/30/11 19:30	12/06/11 23:03	1
cis-1,3-Dichloropropene	2.1	U	2.1	0.14	ug/Kg	☼	11/30/11 19:30	12/06/11 23:03	1
trans-1,3-Dichloropropene	2.1	U	2.1	0.22	ug/Kg	☼	11/30/11 19:30	12/06/11 23:03	1
Ethylbenzene	2.1	U	2.1	0.11	ug/Kg	☼	11/30/11 19:30	12/06/11 23:03	1
2-Hexanone	8.3	U	8.3	0.26	ug/Kg	☼	11/30/11 19:30	12/06/11 23:03	1
Methylene Chloride	2.1	U	2.1	0.28	ug/Kg	☼	11/30/11 19:30	12/06/11 23:03	1
4-Methyl-2-pentanone (MIBK)	8.3	U	8.3	0.22	ug/Kg	☼	11/30/11 19:30	12/06/11 23:03	1
Styrene	2.1	U	2.1	0.062	ug/Kg	☼	11/30/11 19:30	12/06/11 23:03	1
1,1,2,2-Tetrachloroethane	2.1	U	2.1	0.14	ug/Kg	☼	11/30/11 19:30	12/06/11 23:03	1
Tetrachloroethene	2.1	U	2.1	0.22	ug/Kg	☼	11/30/11 19:30	12/06/11 23:03	1
Toluene	**0.29**	**J**	2.1	0.11	ug/Kg	☼	11/30/11 19:30	12/06/11 23:03	1
Trichloroethene	2.1	U	2.1	0.17	ug/Kg	☼	11/30/11 19:30	12/06/11 23:03	1
Vinyl chloride	2.1	U	2.1	0.16	ug/Kg	☼	11/30/11 19:30	12/06/11 23:03	1
Xylenes, Total	4.2	U	4.2	0.28	ug/Kg	☼	11/30/11 19:30	12/06/11 23:03	1
1,1,1-Trichloroethane	**0.34**	**J**	2.1	0.23	ug/Kg	☼	11/30/11 19:30	12/06/11 23:03	1
1,1,2-Trichloroethane	2.1	U	2.1	0.16	ug/Kg	☼	11/30/11 19:30	12/06/11 23:03	1
Cyclohexane	4.2	U	4.2	0.14	ug/Kg	☼	11/30/11 19:30	12/06/11 23:03	1
1,2-Dibromo-3-Chloropropane	4.2	U	4.2	0.54	ug/Kg	☼	11/30/11 19:30	12/06/11 23:03	1
Ethylene Dibromide	2.1	U	2.1	0.21	ug/Kg	☼	11/30/11 19:30	12/06/11 23:03	1
Dichlorodifluoromethane	2.1	U	2.1	0.21	ug/Kg	☼	11/30/11 19:30	12/06/11 23:03	1
cis-1,2-Dichloroethene	2.1	U	2.1	0.15	ug/Kg	☼	11/30/11 19:30	12/06/11 23:03	1
trans-1,2-Dichloroethene	2.1	U	2.1	0.17	ug/Kg	☼	11/30/11 19:30	12/06/11 23:03	1
Isopropylbenzene	2.1	U	2.1	0.067	ug/Kg	☼	11/30/11 19:30	12/06/11 23:03	1
Methyl acetate	4.2	U	4.2	0.58	ug/Kg	☼	11/30/11 19:30	12/06/11 23:03	1
Methyl tert-butyl ether	8.3	U	8.3	0.18	ug/Kg	☼	11/30/11 19:30	12/06/11 23:03	1
1,1,2-Trichloro-1,2,2-trifluoroethane	2.1	U	2.1	0.54	ug/Kg	☼	11/30/11 19:30	12/06/11 23:03	1
1,2,4-Trichlorobenzene	2.1	U	2.1	0.11	ug/Kg	☼	11/30/11 19:30	12/06/11 23:03	1
1,2-Dichlorobenzene	2.1	U	2.1	0.15	ug/Kg	☼	11/30/11 19:30	12/06/11 23:03	1
1,3-Dichlorobenzene	2.1	U	2.1	0.15	ug/Kg	☼	11/30/11 19:30	12/06/11 23:03	1
1,4-Dichlorobenzene	2.1	U	2.1	0.27	ug/Kg	☼	11/30/11 19:30	12/06/11 23:03	1
Trichlorofluoromethane	2.1	U	2.1	0.14	ug/Kg	☼	11/30/11 19:30	12/06/11 23:03	1
Chlorodibromomethane	2.1	U	2.1	0.23	ug/Kg	☼	11/30/11 19:30	12/06/11 23:03	1
Methylcyclohexane	4.2	U	4.2	0.13	ug/Kg	☼	11/30/11 19:30	12/06/11 23:03	1

Client Sample ID: S-017324-112911-TP-122
Date Collected: 11/29/11 10:35
Date Received: 11/30/11 16:31

Lab Sample ID: 240-6361-10
Matrix: Solid
Percent Solids: 90.6

Surrogate	%Recovery	Qualifier	Limits	Prepared	Analyzed	Dil Fac
1,2-Dichloroethane-d4 (Surr)	*92*		*58 - 123*	*11/30/11 19:30*	*12/06/11 23:03*	*1*
4-Bromofluorobenzene (Surr)	*93*		*52 - 136*	*11/30/11 19:30*	*12/06/11 23:03*	*1*
Toluene-d8 (Surr)	*102*		*67 - 125*	*11/30/11 19:30*	*12/06/11 23:03*	*1*
Dibromofluoromethane (Surr)	*95*		*37 - 132*	*11/30/11 19:30*	*12/06/11 23:03*	*1*

Method: 8270C - Semivolatile Organic Compounds (GC/MS)

Analyte	Result	Qualifier	RL	MDL	Unit	D	Prepared	Analyzed	Dil Fac
1,1'-Biphenyl	55	U	55	30	ug/Kg	☼	12/03/11 10:29	12/07/11 17:37	1
2,2'-oxybis[1-chloropropane]	110	U	110	10	ug/Kg	☼	12/03/11 10:29	12/07/11 17:37	1
2,4,5-Trichlorophenol	170	U	170	28	ug/Kg	☼	12/03/11 10:29	12/07/11 17:37	1
2,4,6-Trichlorophenol	170	U	170	88	ug/Kg	☼	12/03/11 10:29	12/07/11 17:37	1
2,4-Dichlorophenol	170	U	170	22	ug/Kg	☼	12/03/11 10:29	12/07/11 17:37	1
2,4-Dimethylphenol	170	U	170	22	ug/Kg	☼	12/03/11 10:29	12/07/11 17:37	1
2,4-Dinitrophenol	360	U	360	88	ug/Kg	☼	12/03/11 10:29	12/07/11 17:37	1
2,4-Dinitrotoluene	220	U	220	30	ug/Kg	☼	12/03/11 10:29	12/07/11 17:37	1
2,6-Dinitrotoluene	220	U	220	23	ug/Kg	☼	12/03/11 10:29	12/07/11 17:37	1
2-Chloronaphthalene	55	U	55	3.6	ug/Kg	☼	12/03/11 10:29	12/07/11 17:37	1
2-Chlorophenol	55	U	55	30	ug/Kg	☼	12/03/11 10:29	12/07/11 17:37	1
2-Methylnaphthalene	7.4	U	7.4	3.6	ug/Kg	☼	12/03/11 10:29	12/07/11 17:37	1
2-Methylphenol	220	U	220	88	ug/Kg	☼	12/03/11 10:29	12/07/11 17:37	1
2-Nitroaniline	220	U	220	10	ug/Kg	☼	12/03/11 10:29	12/07/11 17:37	1
2-Nitrophenol	55	U	55	30	ug/Kg	☼	12/03/11 10:29	12/07/11 17:37	1
3,3'-Dichlorobenzidine	110	U	110	20	ug/Kg	☼	12/03/11 10:29	12/07/11 17:37	1
3-Nitroaniline	220	U	220	18	ug/Kg	☼	12/03/11 10:29	12/07/11 17:37	1
4,6-Dinitro-2-methylphenol	170	U	170	88	ug/Kg	☼	12/03/11 10:29	12/07/11 17:37	1
4-Bromophenyl phenyl ether	55	U	55	14	ug/Kg	☼	12/03/11 10:29	12/07/11 17:37	1
4-Chloro-3-methylphenol	170	U	170	23	ug/Kg	☼	12/03/11 10:29	12/07/11 17:37	1
4-Chloroaniline	170	U	170	19	ug/Kg	☼	12/03/11 10:29	12/07/11 17:37	1
4-Chlorophenyl phenyl ether	55	U	55	14	ug/Kg	☼	12/03/11 10:29	12/07/11 17:37	1
4-Nitroaniline	220	U	220	29	ug/Kg	☼	12/03/11 10:29	12/07/11 17:37	1
4-Nitrophenol	360	U	360	88	ug/Kg	☼	12/03/11 10:29	12/07/11 17:37	1
Acenaphthene	7.4	U	7.4	3.6	ug/Kg	☼	12/03/11 10:29	12/07/11 17:37	1
Acenaphthylene	7.4	U	7.4	3.6	ug/Kg	☼	12/03/11 10:29	12/07/11 17:37	1
Acetophenone	110	U	110	10	ug/Kg	☼	12/03/11 10:29	12/07/11 17:37	1
Anthracene	7.4	U	7.4	3.6	ug/Kg	☼	12/03/11 10:29	12/07/11 17:37	1
Atrazine	220	U	220	10	ug/Kg	☼	12/03/11 10:29	12/07/11 17:37	1
Benzaldehyde	110	U	110	13	ug/Kg	☼	12/03/11 10:29	12/07/11 17:37	1
Benzo[a]anthracene	7.4	U	7.4	3.6	ug/Kg	☼	12/03/11 10:29	12/07/11 17:37	1
Benzo[a]pyrene	7.4	U	7.4	3.6	ug/Kg	☼	12/03/11 10:29	12/07/11 17:37	1
Benzo[b]fluoranthene	7.4	U	7.4	3.6	ug/Kg	☼	12/03/11 10:29	12/07/11 17:37	1
Benzo[g,h,i]perylene	7.4	U	7.4	3.6	ug/Kg	☼	12/03/11 10:29	12/07/11 17:37	1
Benzo[k]fluoranthene	7.4	U	7.4	3.6	ug/Kg	☼	12/03/11 10:29	12/07/11 17:37	1
Bis(2-chloroethoxy)methane	110	U	110	24	ug/Kg	☼	12/03/11 10:29	12/07/11 17:37	1
Bis(2-chloroethyl)ether	110	U	110	2.2	ug/Kg	☼	12/03/11 10:29	12/07/11 17:37	1
Bis(2-ethylhexyl) phthalate	**25**	**J**	55	21	ug/Kg	☼	12/03/11 10:29	12/07/11 17:37	1
Butyl benzyl phthalate	55	U	55	11	ug/Kg	☼	12/03/11 10:29	12/07/11 17:37	1
Caprolactam	360	U	360	41	ug/Kg	☼	12/03/11 10:29	12/07/11 17:37	1
Carbazole	55	U	55	30	ug/Kg	☼	12/03/11 10:29	12/07/11 17:37	1
Chrysene	7.4	U	7.4	1.2	ug/Kg	☼	12/03/11 10:29	12/07/11 17:37	1
Dibenz(a,h)anthracene	7.4	U	7.4	3.6	ug/Kg	☼	12/03/11 10:29	12/07/11 17:37	1
Dibenzofuran	55	U	55	3.6	ug/Kg	☼	12/03/11 10:29	12/07/11 17:37	1

Client Sample ID: S-017324-112911-TP-122
Date Collected: 11/29/11 10:35
Date Received: 11/30/11 16:31

Lab Sample ID: 240-6361-10
Matrix: Solid
Percent Solids: 90.6

Method: 8270C - Semivolatile Organic Compounds (GC/MS) (Continued)

Analyte	Result	Qualifier	RL	MDL	Unit	D	Prepared	Analyzed	Dil Fac
Diethyl phthalate	55	U	55	18	ug/Kg	☼	12/03/11 10:29	12/07/11 17:37	1
Dimethyl phthalate	55	U	55	19	ug/Kg	☼	12/03/11 10:29	12/07/11 17:37	1
Di-n-butyl phthalate	55	U	55	17	ug/Kg	☼	12/03/11 10:29	12/07/11 17:37	1
Di-n-octyl phthalate	55	U	55	30	ug/Kg	☼	12/03/11 10:29	12/07/11 17:37	1
Fluoranthene	7.4	U	7.4	3.6	ug/Kg	☼	12/03/11 10:29	12/07/11 17:37	1
Fluorene	7.4	U	7.4	3.6	ug/Kg	☼	12/03/11 10:29	12/07/11 17:37	1
Hexachlorobenzene	7.4	U	7.4	2.3	ug/Kg	☼	12/03/11 10:29	12/07/11 17:37	1
Hexachlorobutadiene	55	U	55	30	ug/Kg	☼	12/03/11 10:29	12/07/11 17:37	1
Hexachlorocyclopentadiene	360	U	360	30	ug/Kg	☼	12/03/11 10:29	12/07/11 17:37	1
Hexachloroethane	55	U	55	9.9	ug/Kg	☼	12/03/11 10:29	12/07/11 17:37	1
Indeno[1,2,3-cd]pyrene	7.4	U	7.4	3.6	ug/Kg	☼	12/03/11 10:29	12/07/11 17:37	1
Isophorone	55	U	55	14	ug/Kg	☼	12/03/11 10:29	12/07/11 17:37	1
Naphthalene	7.4	U	7.4	3.6	ug/Kg	☼	12/03/11 10:29	12/07/11 17:37	1
Nitrobenzene	110	U	110	2.4	ug/Kg	☼	12/03/11 10:29	12/07/11 17:37	1
N-Nitrosodi-n-propylamine	55	U	55	30	ug/Kg	☼	12/03/11 10:29	12/07/11 17:37	1
N-Nitrosodiphenylamine	55	U	55	23	ug/Kg	☼	12/03/11 10:29	12/07/11 17:37	1
Pentachlorophenol	170	U	170	88	ug/Kg	☼	12/03/11 10:29	12/07/11 17:37	1
Phenol	55	U	55	30	ug/Kg	☼	12/03/11 10:29	12/07/11 17:37	1
Phenanthrene	7.4	U	7.4	3.6	ug/Kg	☼	12/03/11 10:29	12/07/11 17:37	1
Pyrene	7.4	U	7.4	3.6	ug/Kg	☼	12/03/11 10:29	12/07/11 17:37	1
3 & 4 Methylphenol	440	U	440	22	ug/Kg	☼	12/03/11 10:29	12/07/11 17:37	1

Surrogate	*%Recovery*	*Qualifier*	*Limits*	*Prepared*	*Analyzed*	*Dil Fac*
2-Fluorobiphenyl (Surr)	*45*		*34 - 110*	*12/03/11 10:29*	*12/07/11 17:37*	*1*
2-Fluorophenol (Surr)	*51*		*26 - 110*	*12/03/11 10:29*	*12/07/11 17:37*	*1*
2,4,6-Tribromophenol (Surr)	*43*		*10 - 118*	*12/03/11 10:29*	*12/07/11 17:37*	*1*
Nitrobenzene-d5 (Surr)	*47*		*24 - 112*	*12/03/11 10:29*	*12/07/11 17:37*	*1*
Phenol-d5 (Surr)	*48*		*28 - 110*	*12/03/11 10:29*	*12/07/11 17:37*	*1*
Terphenyl-d14 (Surr)	*68*		*41 - 119*	*12/03/11 10:29*	*12/07/11 17:37*	*1*

Method: 8082 - Polychlorinated Biphenyls (PCBs) by Gas Chromatography

Analyte	Result	Qualifier	RL	MDL	Unit	D	Prepared	Analyzed	Dil Fac
Aroclor-1016	36	U	36	23	ug/Kg	☼	12/03/11 10:22	12/08/11 06:14	1
Aroclor-1221	36	U	36	18	ug/Kg	☼	12/03/11 10:22	12/08/11 06:14	1
Aroclor-1232	36	U	36	15	ug/Kg	☼	12/03/11 10:22	12/08/11 06:14	1
Aroclor-1242	36	U	36	14	ug/Kg	☼	12/03/11 10:22	12/08/11 06:14	1
Aroclor-1248	36	U	36	19	ug/Kg	☼	12/03/11 10:22	12/08/11 06:14	1
Aroclor-1254	36	U	36	19	ug/Kg	☼	12/03/11 10:22	12/08/11 06:14	1
Aroclor-1260	36	U	36	19	ug/Kg	☼	12/03/11 10:22	12/08/11 06:14	1

Surrogate	*%Recovery*	*Qualifier*	*Limits*	*Prepared*	*Analyzed*	*Dil Fac*
Tetrachloro-m-xylene	*80*		*29 - 151*	*12/03/11 10:22*	*12/08/11 06:14*	*1*
DCB Decachlorobiphenyl	*81*		*14 - 163*	*12/03/11 10:22*	*12/08/11 06:14*	*1*

Method: 6010B - Metals (ICP)

Analyte	Result	Qualifier	RL	MDL	Unit	D	Prepared	Analyzed	Dil Fac
Aluminum	**5200**		18	8.7	mg/Kg	☼	12/02/11 10:39	12/05/11 16:44	1
Antimony	0.90	U	0.90	0.35	mg/Kg	☼	12/02/11 10:39	12/05/11 16:44	1
Barium	**37**	**B**	18	0.064	mg/Kg	☼	12/02/11 10:39	12/05/11 16:44	1
Beryllium	**0.19**	**J**	0.45	0.039	mg/Kg	☼	12/02/11 10:39	12/05/11 16:44	1
Calcium	**42000**	**B**	450	14	mg/Kg	☼	12/02/11 10:39	12/05/11 16:44	1

Client: Conestoga-Rovers & Associates, Inc.
Project/Site: 17324-T07, RACER Former MTM

TestAmerica Job ID: 240-6361-1

Client Sample ID: S-017324-112911-TP-122
Date Collected: 11/29/11 10:35
Date Received: 11/30/11 16:31

Lab Sample ID: 240-6361-10
Matrix: Solid
Percent Solids: 90.6

Method: 6010B - Metals (ICP) (Continued)

Analyte	Result	Qualifier	RL	MDL	Unit	D	Prepared	Analyzed	Dil Fac
Cadmium	0.27		0.18	0.033	mg/Kg	☼	12/02/11 10:39	12/05/11 16:44	1
Cobalt	4.7		4.5	0.14	mg/Kg	☼	12/02/11 10:39	12/05/11 16:44	1
Chromium	8.8		0.45	0.18	mg/Kg	☼	12/02/11 10:39	12/05/11 16:44	1
Copper	13		2.3	0.67	mg/Kg	☼	12/02/11 10:39	12/05/11 16:44	1
Iron	12000		9.0	4.4	mg/Kg	☼	12/02/11 10:39	12/05/11 16:44	1
Potassium	1200	B	450	5.6	mg/Kg	☼	12/02/11 10:39	12/05/11 16:44	1
Magnesium	43000	B	450	4.6	mg/Kg	☼	12/02/11 10:39	12/05/11 16:44	1
Manganese	200	B	1.4	0.067	mg/Kg	☼	12/02/11 10:39	12/05/11 16:44	1
Silver	0.45	U	0.45	0.090	mg/Kg	☼	12/02/11 10:39	12/05/11 16:44	1
Sodium	130	J	450	60	mg/Kg	☼	12/02/11 10:39	12/05/11 16:44	1
Nickel	13		3.6	0.24	mg/Kg	☼	12/02/11 10:39	12/05/11 16:44	1
Vanadium	15		4.5	0.11	mg/Kg	☼	12/02/11 10:39	12/05/11 16:44	1
Zinc	39		1.8	0.90	mg/Kg	☼	12/02/11 10:39	12/05/11 16:44	1
Arsenic	6.6		0.90	0.27	mg/Kg	☼	12/02/11 10:39	12/05/11 16:44	1
Lead	6.5		0.27	0.17	mg/Kg	☼	12/02/11 10:39	12/05/11 16:44	1
Selenium	0.45	U	0.45	0.41	mg/Kg	☼	12/02/11 10:39	12/05/11 16:44	1
Thallium	0.78	J	0.90	0.50	mg/Kg	☼	12/02/11 10:39	12/05/11 16:44	1

Method: 7471A - Mercury (CVAA)

Analyte	Result	Qualifier	RL	MDL	Unit	D	Prepared	Analyzed	Dil Fac
Mercury	0.079	U	0.079	0.012	mg/Kg	☼	12/02/11 13:40	12/06/11 08:53	1

Client: Conestoga-Rovers & Associates, Inc.
Project/Site: 17324-T07, RACER Former MTM

TestAmerica Job ID: 240-6361-1

Client Sample ID: S-017324-112911-TP-123
Date Collected: 11/29/11 10:55
Date Received: 11/30/11 16:31

Lab Sample ID: 240-6361-11
Matrix: Solid
Percent Solids: 78.1

Method: 8260B - Volatile Organic Compounds (GC/MS)

Analyte	Result	Qualifier	RL	MDL	Unit	D	Prepared	Analyzed	Dil Fac
Acetone	16	U	16	5.2	ug/Kg	☼	11/30/11 19:30	12/06/11 23:24	1
Benzene	4.1	U	4.1	0.19	ug/Kg	☼	11/30/11 19:30	12/06/11 23:24	1
Dichlorobromomethane	4.1	U	4.1	0.23	ug/Kg	☼	11/30/11 19:30	12/06/11 23:24	1
Bromoform	4.1	U	4.1	0.27	ug/Kg	☼	11/30/11 19:30	12/06/11 23:24	1
Bromomethane	4.1	U	4.1	0.44	ug/Kg	☼	11/30/11 19:30	12/06/11 23:24	1
2-Butanone (MEK)	16	U	16	1.1	ug/Kg	☼	11/30/11 19:30	12/06/11 23:24	1
Carbon disulfide	**0.38**	**J**	4.1	0.36	ug/Kg	☼	11/30/11 19:30	12/06/11 23:24	1
Carbon tetrachloride	4.1	U	4.1	0.30	ug/Kg	☼	11/30/11 19:30	12/06/11 23:24	1
Chlorobenzene	4.1	U	4.1	0.27	ug/Kg	☼	11/30/11 19:30	12/06/11 23:24	1
Chloroethane	4.1	U	4.1	0.71	ug/Kg	☼	11/30/11 19:30	12/06/11 23:24	1
Chloroform	4.1	U	4.1	0.24	ug/Kg	☼	11/30/11 19:30	12/06/11 23:24	1
Chloromethane	4.1	U	4.1	0.34	ug/Kg	☼	11/30/11 19:30	12/06/11 23:24	1
1,1-Dichloroethane	4.1	U	4.1	0.30	ug/Kg	☼	11/30/11 19:30	12/06/11 23:24	1
1,2-Dichloroethane	**1.5**	**J**	4.1	0.28	ug/Kg	☼	11/30/11 19:30	12/06/11 23:24	1
1,1-Dichloroethene	4.1	U	4.1	0.43	ug/Kg	☼	11/30/11 19:30	12/06/11 23:24	1
1,2-Dichloropropane	4.1	U	4.1	0.57	ug/Kg	☼	11/30/11 19:30	12/06/11 23:24	1
cis-1,3-Dichloropropene	4.1	U	4.1	0.28	ug/Kg	☼	11/30/11 19:30	12/06/11 23:24	1
trans-1,3-Dichloropropene	4.1	U	4.1	0.44	ug/Kg	☼	11/30/11 19:30	12/06/11 23:24	1
Ethylbenzene	4.1	U	4.1	0.21	ug/Kg	☼	11/30/11 19:30	12/06/11 23:24	1
2-Hexanone	16	U	16	0.52	ug/Kg	☼	11/30/11 19:30	12/06/11 23:24	1
Methylene Chloride	4.1	U	4.1	0.55	ug/Kg	☼	11/30/11 19:30	12/06/11 23:24	1
4-Methyl-2-pentanone (MIBK)	16	U	16	0.44	ug/Kg	☼	11/30/11 19:30	12/06/11 23:24	1
Styrene	4.1	U	4.1	0.12	ug/Kg	☼	11/30/11 19:30	12/06/11 23:24	1
1,1,2,2-Tetrachloroethane	4.1	U	4.1	0.28	ug/Kg	☼	11/30/11 19:30	12/06/11 23:24	1
Tetrachloroethene	4.1	U	4.1	0.43	ug/Kg	☼	11/30/11 19:30	12/06/11 23:24	1
Toluene	**0.99**	**J**	4.1	0.22	ug/Kg	☼	11/30/11 19:30	12/06/11 23:24	1
Trichloroethene	4.1	U	4.1	0.34	ug/Kg	☼	11/30/11 19:30	12/06/11 23:24	1
Vinyl chloride	4.1	U	4.1	0.32	ug/Kg	☼	11/30/11 19:30	12/06/11 23:24	1
Xylenes, Total	8.2	U	8.2	0.55	ug/Kg	☼	11/30/11 19:30	12/06/11 23:24	1
1,1,1-Trichloroethane	4.1	U	4.1	0.46	ug/Kg	☼	11/30/11 19:30	12/06/11 23:24	1
1,1,2-Trichloroethane	4.1	U	4.1	0.32	ug/Kg	☼	11/30/11 19:30	12/06/11 23:24	1
Cyclohexane	8.2	U	8.2	0.27	ug/Kg	☼	11/30/11 19:30	12/06/11 23:24	1
1,2-Dibromo-3-Chloropropane	8.2	U	8.2	1.1	ug/Kg	☼	11/30/11 19:30	12/06/11 23:24	1
Ethylene Dibromide	4.1	U	4.1	0.41	ug/Kg	☼	11/30/11 19:30	12/06/11 23:24	1
Dichlorodifluoromethane	4.1	U	4.1	0.41	ug/Kg	☼	11/30/11 19:30	12/06/11 23:24	1
cis-1,2-Dichloroethene	4.1	U	4.1	0.30	ug/Kg	☼	11/30/11 19:30	12/06/11 23:24	1
trans-1,2-Dichloroethene	4.1	U	4.1	0.34	ug/Kg	☼	11/30/11 19:30	12/06/11 23:24	1
Isopropylbenzene	4.1	U	4.1	0.13	ug/Kg	☼	11/30/11 19:30	12/06/11 23:24	1
Methyl acetate	8.2	U	8.2	1.1	ug/Kg	☼	11/30/11 19:30	12/06/11 23:24	1
Methyl tert-butyl ether	16	U	16	0.35	ug/Kg	☼	11/30/11 19:30	12/06/11 23:24	1
1,1,2-Trichloro-1,2,2-trifluoroethane	4.1	U	4.1	1.1	ug/Kg	☼	11/30/11 19:30	12/06/11 23:24	1
1,2,4-Trichlorobenzene	4.1	U	4.1	0.22	ug/Kg	☼	11/30/11 19:30	12/06/11 23:24	1
1,2-Dichlorobenzene	4.1	U	4.1	0.30	ug/Kg	☼	11/30/11 19:30	12/06/11 23:24	1
1,3-Dichlorobenzene	4.1	U	4.1	0.29	ug/Kg	☼	11/30/11 19:30	12/06/11 23:24	1
1,4-Dichlorobenzene	4.1	U	4.1	0.54	ug/Kg	☼	11/30/11 19:30	12/06/11 23:24	1
Trichlorofluoromethane	**0.34**	**J**	4.1	0.28	ug/Kg	☼	11/30/11 19:30	12/06/11 23:24	1
Chlorodibromomethane	4.1	U	4.1	0.45	ug/Kg	☼	11/30/11 19:30	12/06/11 23:24	1
Methylcyclohexane	8.2	U	8.2	0.25	ug/Kg	☼	11/30/11 19:30	12/06/11 23:24	1

Client: Conestoga-Rovers & Associates, Inc.
Project/Site: 17324-T07, RACER Former MTM

TestAmerica Job ID: 240-6361-1

Client Sample ID: S-017324-112911-TP-123
Date Collected: 11/29/11 10:55
Date Received: 11/30/11 16:31

Lab Sample ID: 240-6361-11
Matrix: Solid
Percent Solids: 78.1

Surrogate	%Recovery	Qualifier	Limits	Prepared	Analyzed	Dil Fac
1,2-Dichloroethane-d4 (Surr)	*92*		*58 - 123*	*11/30/11 19:30*	*12/06/11 23:24*	*1*
4-Bromofluorobenzene (Surr)	*84*		*52 - 136*	*11/30/11 19:30*	*12/06/11 23:24*	*1*
Toluene-d8 (Surr)	*106*		*67 - 125*	*11/30/11 19:30*	*12/06/11 23:24*	*1*
Dibromofluoromethane (Surr)	*93*		*37 - 132*	*11/30/11 19:30*	*12/06/11 23:24*	*1*

Method: 8270C - Semivolatile Organic Compounds (GC/MS)

Analyte	Result	Qualifier	RL	MDL	Unit	D	Prepared	Analyzed	Dil Fac
1,1'-Biphenyl	640	U	640	350	ug/Kg	☼	12/03/11 10:29	12/07/11 19:43	10
2,2'-oxybis[1-chloropropane]	1300	U	1300	120	ug/Kg	☼	12/03/11 10:29	12/07/11 19:43	10
2,4,5-Trichlorophenol	1900	U	1900	320	ug/Kg	☼	12/03/11 10:29	12/07/11 19:43	10
2,4,6-Trichlorophenol	1900	U	1900	1000	ug/Kg	☼	12/03/11 10:29	12/07/11 19:43	10
2,4-Dichlorophenol	1900	U	1900	260	ug/Kg	☼	12/03/11 10:29	12/07/11 19:43	10
2,4-Dimethylphenol	1900	U	1900	260	ug/Kg	☼	12/03/11 10:29	12/07/11 19:43	10
2,4-Dinitrophenol	4200	U	4200	1000	ug/Kg	☼	12/03/11 10:29	12/07/11 19:43	10
2,4-Dinitrotoluene	2600	U	2600	350	ug/Kg	☼	12/03/11 10:29	12/07/11 19:43	10
2,6-Dinitrotoluene	2600	U	2600	270	ug/Kg	☼	12/03/11 10:29	12/07/11 19:43	10
2-Chloronaphthalene	640	U	640	42	ug/Kg	☼	12/03/11 10:29	12/07/11 19:43	10
2-Chlorophenol	640	U	640	350	ug/Kg	☼	12/03/11 10:29	12/07/11 19:43	10
2-Methylnaphthalene	**150**		86	42	ug/Kg	☼	12/03/11 10:29	12/07/11 19:43	10
2-Methylphenol	2600	U	2600	1000	ug/Kg	☼	12/03/11 10:29	12/07/11 19:43	10
2-Nitroaniline	2600	U	2600	120	ug/Kg	☼	12/03/11 10:29	12/07/11 19:43	10
2-Nitrophenol	640	U	640	350	ug/Kg	☼	12/03/11 10:29	12/07/11 19:43	10
3,3'-Dichlorobenzidine	1300	U	1300	230	ug/Kg	☼	12/03/11 10:29	12/07/11 19:43	10
3-Nitroaniline	2600	U	2600	210	ug/Kg	☼	12/03/11 10:29	12/07/11 19:43	10
4,6-Dinitro-2-methylphenol	1900	U	1900	1000	ug/Kg	☼	12/03/11 10:29	12/07/11 19:43	10
4-Bromophenyl phenyl ether	640	U	640	170	ug/Kg	☼	12/03/11 10:29	12/07/11 19:43	10
4-Chloro-3-methylphenol	1900	U	1900	270	ug/Kg	☼	12/03/11 10:29	12/07/11 19:43	10
4-Chloroaniline	1900	U	1900	220	ug/Kg	☼	12/03/11 10:29	12/07/11 19:43	10
4-Chlorophenyl phenyl ether	640	U	640	170	ug/Kg	☼	12/03/11 10:29	12/07/11 19:43	10
4-Nitroaniline	2600	U	2600	330	ug/Kg	☼	12/03/11 10:29	12/07/11 19:43	10
4-Nitrophenol	4200	U	4200	1000	ug/Kg	☼	12/03/11 10:29	12/07/11 19:43	10
Acenaphthene	**450**		86	42	ug/Kg	☼	12/03/11 10:29	12/07/11 19:43	10
Acenaphthylene	**210**		86	42	ug/Kg	☼	12/03/11 10:29	12/07/11 19:43	10
Acetophenone	**350**	**J**	1300	120	ug/Kg	☼	12/03/11 10:29	12/07/11 19:43	10
Anthracene	**1200**		86	42	ug/Kg	☼	12/03/11 10:29	12/07/11 19:43	10
Atrazine	2600	U	2600	120	ug/Kg	☼	12/03/11 10:29	12/07/11 19:43	10
Benzaldehyde	1300	U	1300	150	ug/Kg	☼	12/03/11 10:29	12/07/11 19:43	10
Benzo[a]anthracene	**3900**		86	42	ug/Kg	☼	12/03/11 10:29	12/07/11 19:43	10
Benzo[a]pyrene	**3100**		86	42	ug/Kg	☼	12/03/11 10:29	12/07/11 19:43	10
Benzo[b]fluoranthene	**4100**		86	42	ug/Kg	☼	12/03/11 10:29	12/07/11 19:43	10
Benzo[g,h,i]perylene	**2000**		86	42	ug/Kg	☼	12/03/11 10:29	12/07/11 19:43	10
Benzo[k]fluoranthene	**1400**		86	42	ug/Kg	☼	12/03/11 10:29	12/07/11 19:43	10
Bis(2-chloroethoxy)methane	1300	U	1300	280	ug/Kg	☼	12/03/11 10:29	12/07/11 19:43	10
Bis(2-chloroethyl)ether	1300	U	1300	26	ug/Kg	☼	12/03/11 10:29	12/07/11 19:43	10
Bis(2-ethylhexyl) phthalate	**1300**		640	240	ug/Kg	☼	12/03/11 10:29	12/07/11 19:43	10
Butyl benzyl phthalate	**4800**		640	130	ug/Kg	☼	12/03/11 10:29	12/07/11 19:43	10
Caprolactam	4200	U	4200	470	ug/Kg	☼	12/03/11 10:29	12/07/11 19:43	10
Carbazole	**630**	**J**	640	350	ug/Kg	☼	12/03/11 10:29	12/07/11 19:43	10
Chrysene	**3700**		86	14	ug/Kg	☼	12/03/11 10:29	12/07/11 19:43	10
Dibenz(a,h)anthracene	**510**		86	42	ug/Kg	☼	12/03/11 10:29	12/07/11 19:43	10
Dibenzofuran	**260**	**J**	640	42	ug/Kg	☼	12/03/11 10:29	12/07/11 19:43	10

Client Sample ID: S-017324-112911-TP-123
Date Collected: 11/29/11 10:55
Date Received: 11/30/11 16:31

Lab Sample ID: 240-6361-11
Matrix: Solid
Percent Solids: 78.1

Method: 8270C - Semivolatile Organic Compounds (GC/MS) (Continued)

Analyte	Result	Qualifier	RL	MDL	Unit	D	Prepared	Analyzed	Dil Fac
Diethyl phthalate	640	U	640	210	ug/Kg	☼	12/03/11 10:29	12/07/11 19:43	10
Dimethyl phthalate	640	U	640	220	ug/Kg	☼	12/03/11 10:29	12/07/11 19:43	10
Di-n-butyl phthalate	640	U	640	190	ug/Kg	☼	12/03/11 10:29	12/07/11 19:43	10
Di-n-octyl phthalate	640	U	640	350	ug/Kg	☼	12/03/11 10:29	12/07/11 19:43	10
Fluoranthene	**9600**		86	42	ug/Kg	☼	12/03/11 10:29	12/07/11 19:43	10
Fluorene	**490**		86	42	ug/Kg	☼	12/03/11 10:29	12/07/11 19:43	10
Hexachlorobenzene	86	U	86	27	ug/Kg	☼	12/03/11 10:29	12/07/11 19:43	10
Hexachlorobutadiene	640	U	640	350	ug/Kg	☼	12/03/11 10:29	12/07/11 19:43	10
Hexachlorocyclopentadiene	4200	U	4200	350	ug/Kg	☼	12/03/11 10:29	12/07/11 19:43	10
Hexachloroethane	640	U	640	120	ug/Kg	☼	12/03/11 10:29	12/07/11 19:43	10
Indeno[1,2,3-cd]pyrene	**1600**		86	42	ug/Kg	☼	12/03/11 10:29	12/07/11 19:43	10
Isophorone	640	U	640	170	ug/Kg	☼	12/03/11 10:29	12/07/11 19:43	10
Naphthalene	**230**		86	42	ug/Kg	☼	12/03/11 10:29	12/07/11 19:43	10
Nitrobenzene	1300	U	1300	28	ug/Kg	☼	12/03/11 10:29	12/07/11 19:43	10
N-Nitrosodi-n-propylamine	640	U	640	350	ug/Kg	☼	12/03/11 10:29	12/07/11 19:43	10
N-Nitrosodiphenylamine	640	U	640	270	ug/Kg	☼	12/03/11 10:29	12/07/11 19:43	10
Pentachlorophenol	1900	U	1900	1000	ug/Kg	☼	12/03/11 10:29	12/07/11 19:43	10
Phenol	640	U	640	350	ug/Kg	☼	12/03/11 10:29	12/07/11 19:43	10
Phenanthrene	**4300**		86	42	ug/Kg	☼	12/03/11 10:29	12/07/11 19:43	10
Pyrene	**7500**		86	42	ug/Kg	☼	12/03/11 10:29	12/07/11 19:43	10
3 & 4 Methylphenol	5100	U	5100	260	ug/Kg	☼	12/03/11 10:29	12/07/11 19:43	10

Surrogate	*%Recovery*	*Qualifier*	*Limits*	*Prepared*	*Analyzed*	*Dil Fac*
2-Fluorobiphenyl (Surr)	*60*		*34 - 110*	*12/03/11 10:29*	*12/07/11 19:43*	*10*
2-Fluorophenol (Surr)	*71*		*26 - 110*	*12/03/11 10:29*	*12/07/11 19:43*	*10*
2,4,6-Tribromophenol (Surr)	*0*	*X*	*10 - 118*	*12/03/11 10:29*	*12/07/11 19:43*	*10*
Nitrobenzene-d5 (Surr)	*75*		*24 - 112*	*12/03/11 10:29*	*12/07/11 19:43*	*10*
Phenol-d5 (Surr)	*64*		*28 - 110*	*12/03/11 10:29*	*12/07/11 19:43*	*10*
Terphenyl-d14 (Surr)	*69*		*41 - 119*	*12/03/11 10:29*	*12/07/11 19:43*	*10*

Method: 8082 - Polychlorinated Biphenyls (PCBs) by Gas Chromatography

Analyte	Result	Qualifier	RL	MDL	Unit	D	Prepared	Analyzed	Dil Fac
Aroclor-1016	210	U	210	130	ug/Kg	☼	12/03/11 10:22	12/08/11 10:45	5
Aroclor-1221	210	U	210	100	ug/Kg	☼	12/03/11 10:22	12/08/11 10:45	5
Aroclor-1232	210	U	210	90	ug/Kg	☼	12/03/11 10:22	12/08/11 10:45	5
Aroclor-1242	210	U	210	83	ug/Kg	☼	12/03/11 10:22	12/08/11 10:45	5
Aroclor-1248	210	U	210	110	ug/Kg	☼	12/03/11 10:22	12/08/11 10:45	5
Aroclor-1254	**320**		210	110	ug/Kg	☼	12/03/11 10:22	12/08/11 10:45	5
Aroclor-1260	210	U	210	110	ug/Kg	☼	12/03/11 10:22	12/08/11 10:45	5

Surrogate	*%Recovery*	*Qualifier*	*Limits*	*Prepared*	*Analyzed*	*Dil Fac*
Tetrachloro-m-xylene	*0*	*X*	*29 - 151*	*12/03/11 10:22*	*12/08/11 10:45*	*5*
DCB Decachlorobiphenyl	*827*	*X*	*14 - 163*	*12/03/11 10:22*	*12/08/11 10:45*	*5*

Method: 6010B - Metals (ICP)

Analyte	Result	Qualifier	RL	MDL	Unit	D	Prepared	Analyzed	Dil Fac
Aluminum	**5900**		24	11	mg/Kg	☼	12/02/11 10:39	12/05/11 17:02	1
Antimony	1.2	U	1.2	0.46	mg/Kg	☼	12/02/11 10:39	12/05/11 17:02	1
Barium	**180**	**B**	24	0.084	mg/Kg	☼	12/02/11 10:39	12/05/11 17:02	1
Beryllium	**0.055**	**J**	0.59	0.051	mg/Kg	☼	12/02/11 10:39	12/05/11 17:02	1
Calcium	**55000**	**B**	590	19	mg/Kg	☼	12/02/11 10:39	12/05/11 17:02	1

Client: Conestoga-Rovers & Associates, Inc.
Project/Site: 17324-T07, RACER Former MTM

TestAmerica Job ID: 240-6361-1

Client Sample ID: S-017324-112911-TP-123
Date Collected: 11/29/11 10:55
Date Received: 11/30/11 16:31

Lab Sample ID: 240-6361-11
Matrix: Solid
Percent Solids: 78.1

Method: 6010B - Metals (ICP) (Continued)

Analyte	Result	Qualifier	RL	MDL	Unit	D	Prepared	Analyzed	Dil Fac
Cadmium	0.46		0.24	0.043	mg/Kg	☼	12/02/11 10:39	12/05/11 17:02	1
Cobalt	3.5	J	5.9	0.19	mg/Kg	☼	12/02/11 10:39	12/05/11 17:02	1
Chromium	27		0.59	0.24	mg/Kg	☼	12/02/11 10:39	12/05/11 17:02	1
Copper	13		3.0	0.88	mg/Kg	☼	12/02/11 10:39	12/05/11 17:02	1
Iron	9700		12	5.8	mg/Kg	☼	12/02/11 10:39	12/05/11 17:02	1
Potassium	510	J B	590	7.4	mg/Kg	☼	12/02/11 10:39	12/05/11 17:02	1
Magnesium	45000	B	590	6.0	mg/Kg	☼	12/02/11 10:39	12/05/11 17:02	1
Manganese	350	B	1.8	0.088	mg/Kg	☼	12/02/11 10:39	12/05/11 17:02	1
Silver	0.59	U	0.59	0.12	mg/Kg	☼	12/02/11 10:39	12/05/11 17:02	1
Sodium	150	J	590	78	mg/Kg	☼	12/02/11 10:39	12/05/11 17:02	1
Nickel	21		4.7	0.32	mg/Kg	☼	12/02/11 10:39	12/05/11 17:02	1
Vanadium	13		5.9	0.14	mg/Kg	☼	12/02/11 10:39	12/05/11 17:02	1
Zinc	150		2.4	1.2	mg/Kg	☼	12/02/11 10:39	12/05/11 17:02	1
Arsenic	6.0		1.2	0.36	mg/Kg	☼	12/02/11 10:39	12/05/11 17:02	1
Lead	250		0.36	0.23	mg/Kg	☼	12/02/11 10:39	12/05/11 17:02	1
Selenium	0.59	U	0.59	0.53	mg/Kg	☼	12/02/11 10:39	12/05/11 17:02	1
Thallium	0.75	J	1.2	0.65	mg/Kg	☼	12/02/11 10:39	12/05/11 17:02	1

Method: 7471A - Mercury (CVAA)

Analyte	Result	Qualifier	RL	MDL	Unit	D	Prepared	Analyzed	Dil Fac
Mercury	0.034	J	0.095	0.014	mg/Kg	☼	12/02/11 13:40	12/06/11 08:55	1

Client: Conestoga-Rovers & Associates, Inc.
Project/Site: 17324-T07, RACER Former MTM

TestAmerica Job ID: 240-6361-1

Client Sample ID: S-017324-112911-TP-124
Date Collected: 11/29/11 11:20
Date Received: 11/30/11 16:31

Lab Sample ID: 240-6361-12
Matrix: Solid
Percent Solids: 87.2

Method: 8260B - Volatile Organic Compounds (GC/MS)

Analyte	Result	Qualifier	RL	MDL	Unit	D	Prepared	Analyzed	Dil Fac
Acetone	**14**		8.8	2.8	ug/Kg	☼	11/30/11 19:30	12/06/11 23:45	1
Benzene	2.2	U	2.2	0.10	ug/Kg	☼	11/30/11 19:30	12/06/11 23:45	1
Dichlorobromomethane	2.2	U	2.2	0.12	ug/Kg	☼	11/30/11 19:30	12/06/11 23:45	1
Bromoform	2.2	U	2.2	0.15	ug/Kg	☼	11/30/11 19:30	12/06/11 23:45	1
Bromomethane	2.2	U	2.2	0.24	ug/Kg	☼	11/30/11 19:30	12/06/11 23:45	1
2-Butanone (MEK)	8.8	U	8.8	0.62	ug/Kg	☼	11/30/11 19:30	12/06/11 23:45	1
Carbon disulfide	2.2	U	2.2	0.19	ug/Kg	☼	11/30/11 19:30	12/06/11 23:45	1
Carbon tetrachloride	2.2	U	2.2	0.16	ug/Kg	☼	11/30/11 19:30	12/06/11 23:45	1
Chlorobenzene	2.2	U	2.2	0.15	ug/Kg	☼	11/30/11 19:30	12/06/11 23:45	1
Chloroethane	2.2	U	2.2	0.38	ug/Kg	☼	11/30/11 19:30	12/06/11 23:45	1
Chloroform	2.2	U	2.2	0.13	ug/Kg	☼	11/30/11 19:30	12/06/11 23:45	1
Chloromethane	2.2	U	2.2	0.18	ug/Kg	☼	11/30/11 19:30	12/06/11 23:45	1
1,1-Dichloroethane	**0.31**	**J**	2.2	0.16	ug/Kg	☼	11/30/11 19:30	12/06/11 23:45	1
1,2-Dichloroethane	**0.73**	**J**	2.2	0.15	ug/Kg	☼	11/30/11 19:30	12/06/11 23:45	1
1,1-Dichloroethene	2.2	U	2.2	0.23	ug/Kg	☼	11/30/11 19:30	12/06/11 23:45	1
1,2-Dichloropropane	2.2	U	2.2	0.30	ug/Kg	☼	11/30/11 19:30	12/06/11 23:45	1
cis-1,3-Dichloropropene	2.2	U	2.2	0.15	ug/Kg	☼	11/30/11 19:30	12/06/11 23:45	1
trans-1,3-Dichloropropene	2.2	U	2.2	0.24	ug/Kg	☼	11/30/11 19:30	12/06/11 23:45	1
Ethylbenzene	2.2	U	2.2	0.11	ug/Kg	☼	11/30/11 19:30	12/06/11 23:45	1
2-Hexanone	8.8	U	8.8	0.28	ug/Kg	☼	11/30/11 19:30	12/06/11 23:45	1
Methylene Chloride	2.2	U	2.2	0.29	ug/Kg	☼	11/30/11 19:30	12/06/11 23:45	1
4-Methyl-2-pentanone (MIBK)	8.8	U	8.8	0.24	ug/Kg	☼	11/30/11 19:30	12/06/11 23:45	1
Styrene	2.2	U	2.2	0.066	ug/Kg	☼	11/30/11 19:30	12/06/11 23:45	1
1,1,2,2-Tetrachloroethane	2.2	U	2.2	0.15	ug/Kg	☼	11/30/11 19:30	12/06/11 23:45	1
Tetrachloroethene	2.2	U	2.2	0.23	ug/Kg	☼	11/30/11 19:30	12/06/11 23:45	1
Toluene	**0.32**	**J**	2.2	0.12	ug/Kg	☼	11/30/11 19:30	12/06/11 23:45	1
Trichloroethene	2.2	U	2.2	0.18	ug/Kg	☼	11/30/11 19:30	12/06/11 23:45	1
Vinyl chloride	2.2	U	2.2	0.17	ug/Kg	☼	11/30/11 19:30	12/06/11 23:45	1
Xylenes, Total	4.4	U	4.4	0.29	ug/Kg	☼	11/30/11 19:30	12/06/11 23:45	1
1,1,1-Trichloroethane	2.2	U	2.2	0.25	ug/Kg	☼	11/30/11 19:30	12/06/11 23:45	1
1,1,2-Trichloroethane	2.2	U	2.2	0.17	ug/Kg	☼	11/30/11 19:30	12/06/11 23:45	1
Cyclohexane	4.4	U	4.4	0.15	ug/Kg	☼	11/30/11 19:30	12/06/11 23:45	1
1,2-Dibromo-3-Chloropropane	4.4	U	4.4	0.57	ug/Kg	☼	11/30/11 19:30	12/06/11 23:45	1
Ethylene Dibromide	2.2	U	2.2	0.22	ug/Kg	☼	11/30/11 19:30	12/06/11 23:45	1
Dichlorodifluoromethane	2.2	U	2.2	0.22	ug/Kg	☼	11/30/11 19:30	12/06/11 23:45	1
cis-1,2-Dichloroethene	2.2	U	2.2	0.16	ug/Kg	☼	11/30/11 19:30	12/06/11 23:45	1
trans-1,2-Dichloroethene	2.2	U	2.2	0.18	ug/Kg	☼	11/30/11 19:30	12/06/11 23:45	1
Isopropylbenzene	2.2	U	2.2	0.070	ug/Kg	☼	11/30/11 19:30	12/06/11 23:45	1
Methyl acetate	4.4	U	4.4	0.62	ug/Kg	☼	11/30/11 19:30	12/06/11 23:45	1
Methyl tert-butyl ether	8.8	U	8.8	0.19	ug/Kg	☼	11/30/11 19:30	12/06/11 23:45	1
1,1,2-Trichloro-1,2,2-trifluoroethane	2.2	U	2.2	0.57	ug/Kg	☼	11/30/11 19:30	12/06/11 23:45	1
1,2,4-Trichlorobenzene	2.2	U	2.2	0.12	ug/Kg	☼	11/30/11 19:30	12/06/11 23:45	1
1,2-Dichlorobenzene	2.2	U	2.2	0.16	ug/Kg	☼	11/30/11 19:30	12/06/11 23:45	1
1,3-Dichlorobenzene	2.2	U	2.2	0.15	ug/Kg	☼	11/30/11 19:30	12/06/11 23:45	1
1,4-Dichlorobenzene	2.2	U	2.2	0.29	ug/Kg	☼	11/30/11 19:30	12/06/11 23:45	1
Trichlorofluoromethane	2.2	U	2.2	0.15	ug/Kg	☼	11/30/11 19:30	12/06/11 23:45	1
Chlorodibromomethane	2.2	U	2.2	0.24	ug/Kg	☼	11/30/11 19:30	12/06/11 23:45	1
Methylcyclohexane	4.4	U	4.4	0.14	ug/Kg	☼	11/30/11 19:30	12/06/11 23:45	1

Client: Conestoga-Rovers & Associates, Inc.
Project/Site: 17324-T07, RACER Former MTM

TestAmerica Job ID: 240-6361-1

Client Sample ID: S-017324-112911-TP-124
Date Collected: 11/29/11 11:20
Date Received: 11/30/11 16:31

Lab Sample ID: 240-6361-12
Matrix: Solid
Percent Solids: 87.2

Surrogate	%Recovery	Qualifier	Limits	Prepared	Analyzed	Dil Fac
1,2-Dichloroethane-d4 (Surr)	*94*		*58 - 123*	*11/30/11 19:30*	*12/06/11 23:45*	*1*
4-Bromofluorobenzene (Surr)	*93*		*52 - 136*	*11/30/11 19:30*	*12/06/11 23:45*	*1*
Toluene-d8 (Surr)	*103*		*67 - 125*	*11/30/11 19:30*	*12/06/11 23:45*	*1*
Dibromofluoromethane (Surr)	*97*		*37 - 132*	*11/30/11 19:30*	*12/06/11 23:45*	*1*

Method: 8270C - Semivolatile Organic Compounds (GC/MS)

Analyte	Result	Qualifier	RL	MDL	Unit	D	Prepared	Analyzed	Dil Fac
1,1'-Biphenyl	57	U	57	31	ug/Kg	☼	12/03/11 10:29	12/07/11 17:55	1
2,2'-oxybis[1-chloropropane]	110	U	110	11	ug/Kg	☼	12/03/11 10:29	12/07/11 17:55	1
2,4,5-Trichlorophenol	170	U	170	29	ug/Kg	☼	12/03/11 10:29	12/07/11 17:55	1
2,4,6-Trichlorophenol	170	U	170	91	ug/Kg	☼	12/03/11 10:29	12/07/11 17:55	1
2,4-Dichlorophenol	170	U	170	23	ug/Kg	☼	12/03/11 10:29	12/07/11 17:55	1
2,4-Dimethylphenol	170	U	170	23	ug/Kg	☼	12/03/11 10:29	12/07/11 17:55	1
2,4-Dinitrophenol	380	U	380	91	ug/Kg	☼	12/03/11 10:29	12/07/11 17:55	1
2,4-Dinitrotoluene	230	U	230	31	ug/Kg	☼	12/03/11 10:29	12/07/11 17:55	1
2,6-Dinitrotoluene	230	U	230	24	ug/Kg	☼	12/03/11 10:29	12/07/11 17:55	1
2-Chloronaphthalene	57	U	57	3.8	ug/Kg	☼	12/03/11 10:29	12/07/11 17:55	1
2-Chlorophenol	57	U	57	31	ug/Kg	☼	12/03/11 10:29	12/07/11 17:55	1
2-Methylnaphthalene	7.6	U	7.6	3.8	ug/Kg	☼	12/03/11 10:29	12/07/11 17:55	1
2-Methylphenol	230	U	230	91	ug/Kg	☼	12/03/11 10:29	12/07/11 17:55	1
2-Nitroaniline	230	U	230	10	ug/Kg	☼	12/03/11 10:29	12/07/11 17:55	1
2-Nitrophenol	57	U	57	31	ug/Kg	☼	12/03/11 10:29	12/07/11 17:55	1
3,3'-Dichlorobenzidine	110	U	110	21	ug/Kg	☼	12/03/11 10:29	12/07/11 17:55	1
3-Nitroaniline	230	U	230	18	ug/Kg	☼	12/03/11 10:29	12/07/11 17:55	1
4,6-Dinitro-2-methylphenol	170	U	170	91	ug/Kg	☼	12/03/11 10:29	12/07/11 17:55	1
4-Bromophenyl phenyl ether	57	U	57	15	ug/Kg	☼	12/03/11 10:29	12/07/11 17:55	1
4-Chloro-3-methylphenol	170	U	170	24	ug/Kg	☼	12/03/11 10:29	12/07/11 17:55	1
4-Chloroaniline	170	U	170	19	ug/Kg	☼	12/03/11 10:29	12/07/11 17:55	1
4-Chlorophenyl phenyl ether	57	U	57	15	ug/Kg	☼	12/03/11 10:29	12/07/11 17:55	1
4-Nitroaniline	230	U	230	30	ug/Kg	☼	12/03/11 10:29	12/07/11 17:55	1
4-Nitrophenol	380	U	380	91	ug/Kg	☼	12/03/11 10:29	12/07/11 17:55	1
Acenaphthene	7.6	U	7.6	3.8	ug/Kg	☼	12/03/11 10:29	12/07/11 17:55	1
Acenaphthylene	7.6	U	7.6	3.8	ug/Kg	☼	12/03/11 10:29	12/07/11 17:55	1
Acetophenone	110	U	110	11	ug/Kg	☼	12/03/11 10:29	12/07/11 17:55	1
Anthracene	7.6	U	7.6	3.8	ug/Kg	☼	12/03/11 10:29	12/07/11 17:55	1
Atrazine	230	U	230	10	ug/Kg	☼	12/03/11 10:29	12/07/11 17:55	1
Benzaldehyde	110	U	110	14	ug/Kg	☼	12/03/11 10:29	12/07/11 17:55	1
Benzo[a]anthracene	7.6	U	7.6	3.8	ug/Kg	☼	12/03/11 10:29	12/07/11 17:55	1
Benzo[a]pyrene	**6.7**	**J**	7.6	3.8	ug/Kg	☼	12/03/11 10:29	12/07/11 17:55	1
Benzo[b]fluoranthene	**13**		7.6	3.8	ug/Kg	☼	12/03/11 10:29	12/07/11 17:55	1
Benzo[g,h,i]perylene	7.6	U	7.6	3.8	ug/Kg	☼	12/03/11 10:29	12/07/11 17:55	1
Benzo[k]fluoranthene	**3.9**	**J**	7.6	3.8	ug/Kg	☼	12/03/11 10:29	12/07/11 17:55	1
Bis(2-chloroethoxy)methane	110	U	110	25	ug/Kg	☼	12/03/11 10:29	12/07/11 17:55	1
Bis(2-chloroethyl)ether	110	U	110	2.3	ug/Kg	☼	12/03/11 10:29	12/07/11 17:55	1
Bis(2-ethylhexyl) phthalate	57	U	57	22	ug/Kg	☼	12/03/11 10:29	12/07/11 17:55	1
Butyl benzyl phthalate	57	U	57	11	ug/Kg	☼	12/03/11 10:29	12/07/11 17:55	1
Caprolactam	380	U	380	42	ug/Kg	☼	12/03/11 10:29	12/07/11 17:55	1
Carbazole	57	U	57	31	ug/Kg	☼	12/03/11 10:29	12/07/11 17:55	1
Chrysene	7.6	U	7.6	1.3	ug/Kg	☼	12/03/11 10:29	12/07/11 17:55	1
Dibenz(a,h)anthracene	7.6	U	7.6	3.8	ug/Kg	☼	12/03/11 10:29	12/07/11 17:55	1
Dibenzofuran	57	U	57	3.8	ug/Kg	☼	12/03/11 10:29	12/07/11 17:55	1

Client Sample ID: S-017324-112911-TP-124
Date Collected: 11/29/11 11:20
Date Received: 11/30/11 16:31

Lab Sample ID: 240-6361-12
Matrix: Solid
Percent Solids: 87.2

Method: 8270C - Semivolatile Organic Compounds (GC/MS) (Continued)

Analyte	Result	Qualifier	RL	MDL	Unit	D	Prepared	Analyzed	Dil Fac
Diethyl phthalate	57	U	57	18	ug/Kg	☼	12/03/11 10:29	12/07/11 17:55	1
Dimethyl phthalate	57	U	57	19	ug/Kg	☼	12/03/11 10:29	12/07/11 17:55	1
Di-n-butyl phthalate	57	U	57	17	ug/Kg	☼	12/03/11 10:29	12/07/11 17:55	1
Di-n-octyl phthalate	57	U	57	31	ug/Kg	☼	12/03/11 10:29	12/07/11 17:55	1
Fluoranthene	**18**		7.6	3.8	ug/Kg	☼	12/03/11 10:29	12/07/11 17:55	1
Fluorene	7.6	U	7.6	3.8	ug/Kg	☼	12/03/11 10:29	12/07/11 17:55	1
Hexachlorobenzene	7.6	U	7.6	2.4	ug/Kg	☼	12/03/11 10:29	12/07/11 17:55	1
Hexachlorobutadiene	57	U	57	31	ug/Kg	☼	12/03/11 10:29	12/07/11 17:55	1
Hexachlorocyclopentadiene	380	U	380	31	ug/Kg	☼	12/03/11 10:29	12/07/11 17:55	1
Hexachloroethane	57	U	57	10	ug/Kg	☼	12/03/11 10:29	12/07/11 17:55	1
Indeno[1,2,3-cd]pyrene	7.6	U	7.6	3.8	ug/Kg	☼	12/03/11 10:29	12/07/11 17:55	1
Isophorone	57	U	57	15	ug/Kg	☼	12/03/11 10:29	12/07/11 17:55	1
Naphthalene	7.6	U	7.6	3.8	ug/Kg	☼	12/03/11 10:29	12/07/11 17:55	1
Nitrobenzene	110	U	110	2.5	ug/Kg	☼	12/03/11 10:29	12/07/11 17:55	1
N-Nitrosodi-n-propylamine	57	U	57	31	ug/Kg	☼	12/03/11 10:29	12/07/11 17:55	1
N-Nitrosodiphenylamine	57	U	57	24	ug/Kg	☼	12/03/11 10:29	12/07/11 17:55	1
Pentachlorophenol	170	U	170	91	ug/Kg	☼	12/03/11 10:29	12/07/11 17:55	1
Phenol	57	U	57	31	ug/Kg	☼	12/03/11 10:29	12/07/11 17:55	1
Phenanthrene	**12**		7.6	3.8	ug/Kg	☼	12/03/11 10:29	12/07/11 17:55	1
Pyrene	**14**		7.6	3.8	ug/Kg	☼	12/03/11 10:29	12/07/11 17:55	1
3 & 4 Methylphenol	460	U	460	23	ug/Kg	☼	12/03/11 10:29	12/07/11 17:55	1

Surrogate	*%Recovery*	*Qualifier*	*Limits*	*Prepared*	*Analyzed*	*Dil Fac*
2-Fluorobiphenyl (Surr)	*50*		*34 - 110*	*12/03/11 10:29*	*12/07/11 17:55*	*1*
2-Fluorophenol (Surr)	*62*		*26 - 110*	*12/03/11 10:29*	*12/07/11 17:55*	*1*
2,4,6-Tribromophenol (Surr)	*35*		*10 - 118*	*12/03/11 10:29*	*12/07/11 17:55*	*1*
Nitrobenzene-d5 (Surr)	*54*		*24 - 112*	*12/03/11 10:29*	*12/07/11 17:55*	*1*
Phenol-d5 (Surr)	*57*		*28 - 110*	*12/03/11 10:29*	*12/07/11 17:55*	*1*
Terphenyl-d14 (Surr)	*68*		*41 - 119*	*12/03/11 10:29*	*12/07/11 17:55*	*1*

Method: 6010B - Metals (ICP)

Analyte	Result	Qualifier	RL	MDL	Unit	D	Prepared	Analyzed	Dil Fac
Aluminum	**8800**		21	10	mg/Kg	☼	12/02/11 10:39	12/05/11 17:09	1
Antimony	1.1	U	1.1	0.41	mg/Kg	☼	12/02/11 10:39	12/05/11 17:09	1
Barium	**92**	**B**	21	0.075	mg/Kg	☼	12/02/11 10:39	12/05/11 17:09	1
Beryllium	**0.38**	**J**	0.53	0.045	mg/Kg	☼	12/02/11 10:39	12/05/11 17:09	1
Calcium	**46000**	**B**	530	17	mg/Kg	☼	12/02/11 10:39	12/05/11 17:09	1
Cadmium	**0.25**		0.21	0.038	mg/Kg	☼	12/02/11 10:39	12/05/11 17:09	1
Cobalt	**7.3**		5.3	0.17	mg/Kg	☼	12/02/11 10:39	12/05/11 17:09	1
Chromium	**13**		0.53	0.21	mg/Kg	☼	12/02/11 10:39	12/05/11 17:09	1
Copper	**17**		2.6	0.78	mg/Kg	☼	12/02/11 10:39	12/05/11 17:09	1
Iron	**18000**		11	5.2	mg/Kg	☼	12/02/11 10:39	12/05/11 17:09	1
Potassium	**1100**	**B**	530	6.5	mg/Kg	☼	12/02/11 10:39	12/05/11 17:09	1
Magnesium	**31000**	**B**	530	5.4	mg/Kg	☼	12/02/11 10:39	12/05/11 17:09	1
Manganese	**600**	**B**	1.6	0.078	mg/Kg	☼	12/02/11 10:39	12/05/11 17:09	1
Silver	0.53	U	0.53	0.11	mg/Kg	☼	12/02/11 10:39	12/05/11 17:09	1
Sodium	**92**	**J**	530	69	mg/Kg	☼	12/02/11 10:39	12/05/11 17:09	1
Nickel	**18**		4.2	0.28	mg/Kg	☼	12/02/11 10:39	12/05/11 17:09	1
Vanadium	**21**		5.3	0.13	mg/Kg	☼	12/02/11 10:39	12/05/11 17:09	1
Zinc	**48**		2.1	1.1	mg/Kg	☼	12/02/11 10:39	12/05/11 17:09	1
Arsenic	**8.3**		1.1	0.32	mg/Kg	☼	12/02/11 10:39	12/05/11 17:09	1

Client: Conestoga-Rovers & Associates, Inc.
Project/Site: 17324-T07, RACER Former MTM

TestAmerica Job ID: 240-6361-1

Client Sample ID: S-017324-112911-TP-124
Date Collected: 11/29/11 11:20
Date Received: 11/30/11 16:31

Lab Sample ID: 240-6361-12
Matrix: Solid
Percent Solids: 87.2

Method: 6010B - Metals (ICP) (Continued)

Analyte	Result	Qualifier	RL	MDL	Unit	D	Prepared	Analyzed	Dil Fac
Lead	12		0.32	0.20	mg/Kg	☼	12/02/11 10:39	12/05/11 17:09	1
Selenium	0.53	U	0.53	0.47	mg/Kg	☼	12/02/11 10:39	12/05/11 17:09	1
Thallium	0.93	J	1.1	0.58	mg/Kg	☼	12/02/11 10:39	12/05/11 17:09	1

Method: 7471A - Mercury (CVAA)

Analyte	Result	Qualifier	RL	MDL	Unit	D	Prepared	Analyzed	Dil Fac
Mercury	0.028	J	0.11	0.016	mg/Kg	☼	12/02/11 13:40	12/06/11 08:56	1

Client: Conestoga-Rovers & Associates, Inc.
Project/Site: 17324-T07, RACER Former MTM

TestAmerica Job ID: 240-6361-1

Client Sample ID: S-017324-112911-TP-125
Date Collected: 11/29/11 11:30
Date Received: 11/30/11 16:31

Lab Sample ID: 240-6361-13
Matrix: Solid
Percent Solids: 88.2

Method: 8260B - Volatile Organic Compounds (GC/MS)

Analyte	Result	Qualifier	RL	MDL	Unit	D	Prepared	Analyzed	Dil Fac
Acetone	8.6	U	8.6	2.7	ug/Kg	☼	11/30/11 19:30	12/07/11 00:07	1
Benzene	2.1	U	2.1	0.099	ug/Kg	☼	11/30/11 19:30	12/07/11 00:07	1
Dichlorobromomethane	2.1	U	2.1	0.12	ug/Kg	☼	11/30/11 19:30	12/07/11 00:07	1
Bromoform	2.1	U	2.1	0.14	ug/Kg	☼	11/30/11 19:30	12/07/11 00:07	1
Bromomethane	2.1	U	2.1	0.23	ug/Kg	☼	11/30/11 19:30	12/07/11 00:07	1
2-Butanone (MEK)	8.6	U	8.6	0.60	ug/Kg	☼	11/30/11 19:30	12/07/11 00:07	1
Carbon disulfide	2.1	U	2.1	0.19	ug/Kg	☼	11/30/11 19:30	12/07/11 00:07	1
Carbon tetrachloride	2.1	U	2.1	0.16	ug/Kg	☼	11/30/11 19:30	12/07/11 00:07	1
Chlorobenzene	2.1	U	2.1	0.14	ug/Kg	☼	11/30/11 19:30	12/07/11 00:07	1
Chloroethane	2.1	U	2.1	0.37	ug/Kg	☼	11/30/11 19:30	12/07/11 00:07	1
Chloroform	2.1	U	2.1	0.12	ug/Kg	☼	11/30/11 19:30	12/07/11 00:07	1
Chloromethane	2.1	U	2.1	0.18	ug/Kg	☼	11/30/11 19:30	12/07/11 00:07	1
1,1-Dichloroethane	**7.0**		2.1	0.15	ug/Kg	☼	11/30/11 19:30	12/07/11 00:07	1
1,2-Dichloroethane	**0.59**	**J**	2.1	0.15	ug/Kg	☼	11/30/11 19:30	12/07/11 00:07	1
1,1-Dichloroethene	2.1	U	2.1	0.22	ug/Kg	☼	11/30/11 19:30	12/07/11 00:07	1
1,2-Dichloropropane	2.1	U	2.1	0.30	ug/Kg	☼	11/30/11 19:30	12/07/11 00:07	1
cis-1,3-Dichloropropene	2.1	U	2.1	0.15	ug/Kg	☼	11/30/11 19:30	12/07/11 00:07	1
trans-1,3-Dichloropropene	2.1	U	2.1	0.23	ug/Kg	☼	11/30/11 19:30	12/07/11 00:07	1
Ethylbenzene	2.1	U	2.1	0.11	ug/Kg	☼	11/30/11 19:30	12/07/11 00:07	1
2-Hexanone	8.6	U	8.6	0.27	ug/Kg	☼	11/30/11 19:30	12/07/11 00:07	1
Methylene Chloride	2.1	U	2.1	0.29	ug/Kg	☼	11/30/11 19:30	12/07/11 00:07	1
4-Methyl-2-pentanone (MIBK)	8.6	U	8.6	0.23	ug/Kg	☼	11/30/11 19:30	12/07/11 00:07	1
Styrene	2.1	U	2.1	0.064	ug/Kg	☼	11/30/11 19:30	12/07/11 00:07	1
1,1,2,2-Tetrachloroethane	2.1	U	2.1	0.15	ug/Kg	☼	11/30/11 19:30	12/07/11 00:07	1
Tetrachloroethene	2.1	U	2.1	0.22	ug/Kg	☼	11/30/11 19:30	12/07/11 00:07	1
Toluene	**0.26**	**J**	2.1	0.12	ug/Kg	☼	11/30/11 19:30	12/07/11 00:07	1
Trichloroethene	2.1	U	2.1	0.18	ug/Kg	☼	11/30/11 19:30	12/07/11 00:07	1
Vinyl chloride	2.1	U	2.1	0.17	ug/Kg	☼	11/30/11 19:30	12/07/11 00:07	1
Xylenes, Total	4.3	U	4.3	0.29	ug/Kg	☼	11/30/11 19:30	12/07/11 00:07	1
1,1,1-Trichloroethane	**0.89**	**J**	2.1	0.24	ug/Kg	☼	11/30/11 19:30	12/07/11 00:07	1
1,1,2-Trichloroethane	2.1	U	2.1	0.17	ug/Kg	☼	11/30/11 19:30	12/07/11 00:07	1
Cyclohexane	4.3	U	4.3	0.14	ug/Kg	☼	11/30/11 19:30	12/07/11 00:07	1
1,2-Dibromo-3-Chloropropane	4.3	U	4.3	0.56	ug/Kg	☼	11/30/11 19:30	12/07/11 00:07	1
Ethylene Dibromide	2.1	U	2.1	0.21	ug/Kg	☼	11/30/11 19:30	12/07/11 00:07	1
Dichlorodifluoromethane	2.1	U	2.1	0.21	ug/Kg	☼	11/30/11 19:30	12/07/11 00:07	1
cis-1,2-Dichloroethene	2.1	U	2.1	0.15	ug/Kg	☼	11/30/11 19:30	12/07/11 00:07	1
trans-1,2-Dichloroethene	2.1	U	2.1	0.18	ug/Kg	☼	11/30/11 19:30	12/07/11 00:07	1
Isopropylbenzene	2.1	U	2.1	0.069	ug/Kg	☼	11/30/11 19:30	12/07/11 00:07	1
Methyl acetate	4.3	U	4.3	0.60	ug/Kg	☼	11/30/11 19:30	12/07/11 00:07	1
Methyl tert-butyl ether	8.6	U	8.6	0.18	ug/Kg	☼	11/30/11 19:30	12/07/11 00:07	1
1,1,2-Trichloro-1,2,2-trifluoroethane	2.1	U	2.1	0.56	ug/Kg	☼	11/30/11 19:30	12/07/11 00:07	1
1,2,4-Trichlorobenzene	2.1	U	2.1	0.12	ug/Kg	☼	11/30/11 19:30	12/07/11 00:07	1
1,2-Dichlorobenzene	2.1	U	2.1	0.15	ug/Kg	☼	11/30/11 19:30	12/07/11 00:07	1
1,3-Dichlorobenzene	2.1	U	2.1	0.15	ug/Kg	☼	11/30/11 19:30	12/07/11 00:07	1
1,4-Dichlorobenzene	2.1	U	2.1	0.28	ug/Kg	☼	11/30/11 19:30	12/07/11 00:07	1
Trichlorofluoromethane	2.1	U	2.1	0.15	ug/Kg	☼	11/30/11 19:30	12/07/11 00:07	1
Chlorodibromomethane	2.1	U	2.1	0.24	ug/Kg	☼	11/30/11 19:30	12/07/11 00:07	1
Methylcyclohexane	4.3	U	4.3	0.13	ug/Kg	☼	11/30/11 19:30	12/07/11 00:07	1

Client: Conestoga-Rovers & Associates, Inc.
Project/Site: 17324-T07, RACER Former MTM

TestAmerica Job ID: 240-6361-1

Client Sample ID: S-017324-112911-TP-125
Date Collected: 11/29/11 11:30
Date Received: 11/30/11 16:31

Lab Sample ID: 240-6361-13
Matrix: Solid
Percent Solids: 88.2

Surrogate	%Recovery	Qualifier	Limits	Prepared	Analyzed	Dil Fac
1,2-Dichloroethane-d4 (Surr)	*94*		*58 - 123*	*11/30/11 19:30*	*12/07/11 00:07*	*1*
4-Bromofluorobenzene (Surr)	*94*		*52 - 136*	*11/30/11 19:30*	*12/07/11 00:07*	*1*
Toluene-d8 (Surr)	*102*		*67 - 125*	*11/30/11 19:30*	*12/07/11 00:07*	*1*
Dibromofluoromethane (Surr)	*97*		*37 - 132*	*11/30/11 19:30*	*12/07/11 00:07*	*1*

Method: 8270C - Semivolatile Organic Compounds (GC/MS)

Analyte	Result	Qualifier	RL	MDL	Unit	D	Prepared	Analyzed	Dil Fac
1,1'-Biphenyl	57	U	57	31	ug/Kg	☼	12/03/11 10:29	12/07/11 18:13	1
2,2'-oxybis[1-chloropropane]	110	U	110	11	ug/Kg	☼	12/03/11 10:29	12/07/11 18:13	1
2,4,5-Trichlorophenol	170	U	170	28	ug/Kg	☼	12/03/11 10:29	12/07/11 18:13	1
2,4,6-Trichlorophenol	170	U	170	91	ug/Kg	☼	12/03/11 10:29	12/07/11 18:13	1
2,4-Dichlorophenol	170	U	170	23	ug/Kg	☼	12/03/11 10:29	12/07/11 18:13	1
2,4-Dimethylphenol	170	U	170	23	ug/Kg	☼	12/03/11 10:29	12/07/11 18:13	1
2,4-Dinitrophenol	370	U	370	91	ug/Kg	☼	12/03/11 10:29	12/07/11 18:13	1
2,4-Dinitrotoluene	230	U	230	31	ug/Kg	☼	12/03/11 10:29	12/07/11 18:13	1
2,6-Dinitrotoluene	230	U	230	24	ug/Kg	☼	12/03/11 10:29	12/07/11 18:13	1
2-Chloronaphthalene	57	U	57	3.7	ug/Kg	☼	12/03/11 10:29	12/07/11 18:13	1
2-Chlorophenol	57	U	57	31	ug/Kg	☼	12/03/11 10:29	12/07/11 18:13	1
2-Methylnaphthalene	7.6	U	7.6	3.7	ug/Kg	☼	12/03/11 10:29	12/07/11 18:13	1
2-Methylphenol	230	U	230	91	ug/Kg	☼	12/03/11 10:29	12/07/11 18:13	1
2-Nitroaniline	230	U	230	10	ug/Kg	☼	12/03/11 10:29	12/07/11 18:13	1
2-Nitrophenol	57	U	57	31	ug/Kg	☼	12/03/11 10:29	12/07/11 18:13	1
3,3'-Dichlorobenzidine	110	U	110	20	ug/Kg	☼	12/03/11 10:29	12/07/11 18:13	1
3-Nitroaniline	230	U	230	18	ug/Kg	☼	12/03/11 10:29	12/07/11 18:13	1
4,6-Dinitro-2-methylphenol	170	U	170	91	ug/Kg	☼	12/03/11 10:29	12/07/11 18:13	1
4-Bromophenyl phenyl ether	57	U	57	15	ug/Kg	☼	12/03/11 10:29	12/07/11 18:13	1
4-Chloro-3-methylphenol	170	U	170	24	ug/Kg	☼	12/03/11 10:29	12/07/11 18:13	1
4-Chloroaniline	170	U	170	19	ug/Kg	☼	12/03/11 10:29	12/07/11 18:13	1
4-Chlorophenyl phenyl ether	57	U	57	15	ug/Kg	☼	12/03/11 10:29	12/07/11 18:13	1
4-Nitroaniline	230	U	230	30	ug/Kg	☼	12/03/11 10:29	12/07/11 18:13	1
4-Nitrophenol	370	U	370	91	ug/Kg	☼	12/03/11 10:29	12/07/11 18:13	1
Acenaphthene	7.6	U	7.6	3.7	ug/Kg	☼	12/03/11 10:29	12/07/11 18:13	1
Acenaphthylene	7.6	U	7.6	3.7	ug/Kg	☼	12/03/11 10:29	12/07/11 18:13	1
Acetophenone	110	U	110	10	ug/Kg	☼	12/03/11 10:29	12/07/11 18:13	1
Anthracene	7.6	U	7.6	3.7	ug/Kg	☼	12/03/11 10:29	12/07/11 18:13	1
Atrazine	230	U	230	10	ug/Kg	☼	12/03/11 10:29	12/07/11 18:13	1
Benzaldehyde	110	U	110	14	ug/Kg	☼	12/03/11 10:29	12/07/11 18:13	1
Benzo[a]anthracene	7.6	U	7.6	3.7	ug/Kg	☼	12/03/11 10:29	12/07/11 18:13	1
Benzo[a]pyrene	7.6	U	7.6	3.7	ug/Kg	☼	12/03/11 10:29	12/07/11 18:13	1
Benzo[b]fluoranthene	7.6	U	7.6	3.7	ug/Kg	☼	12/03/11 10:29	12/07/11 18:13	1
Benzo[g,h,i]perylene	7.6	U	7.6	3.7	ug/Kg	☼	12/03/11 10:29	12/07/11 18:13	1
Benzo[k]fluoranthene	7.6	U	7.6	3.7	ug/Kg	☼	12/03/11 10:29	12/07/11 18:13	1
Bis(2-chloroethoxy)methane	110	U	110	25	ug/Kg	☼	12/03/11 10:29	12/07/11 18:13	1
Bis(2-chloroethyl)ether	110	U	110	2.3	ug/Kg	☼	12/03/11 10:29	12/07/11 18:13	1
Bis(2-ethylhexyl) phthalate	57	U	57	22	ug/Kg	☼	12/03/11 10:29	12/07/11 18:13	1
Butyl benzyl phthalate	57	U	57	11	ug/Kg	☼	12/03/11 10:29	12/07/11 18:13	1
Caprolactam	370	U	370	42	ug/Kg	☼	12/03/11 10:29	12/07/11 18:13	1
Carbazole	57	U	57	31	ug/Kg	☼	12/03/11 10:29	12/07/11 18:13	1
Chrysene	7.6	U	7.6	1.2	ug/Kg	☼	12/03/11 10:29	12/07/11 18:13	1
Dibenz(a,h)anthracene	7.6	U	7.6	3.7	ug/Kg	☼	12/03/11 10:29	12/07/11 18:13	1
Dibenzofuran	57	U	57	3.7	ug/Kg	☼	12/03/11 10:29	12/07/11 18:13	1

Client Sample ID: S-017324-112911-TP-125
Date Collected: 11/29/11 11:30
Date Received: 11/30/11 16:31

Lab Sample ID: 240-6361-13
Matrix: Solid
Percent Solids: 88.2

Method: 8270C - Semivolatile Organic Compounds (GC/MS) (Continued)

Analyte	Result	Qualifier	RL	MDL	Unit	D	Prepared	Analyzed	Dil Fac
Diethyl phthalate	57	U	57	18	ug/Kg	☼	12/03/11 10:29	12/07/11 18:13	1
Dimethyl phthalate	57	U	57	19	ug/Kg	☼	12/03/11 10:29	12/07/11 18:13	1
Di-n-butyl phthalate	57	U	57	17	ug/Kg	☼	12/03/11 10:29	12/07/11 18:13	1
Di-n-octyl phthalate	57	U	57	31	ug/Kg	☼	12/03/11 10:29	12/07/11 18:13	1
Fluoranthene	7.6	U	7.6	3.7	ug/Kg	☼	12/03/11 10:29	12/07/11 18:13	1
Fluorene	7.6	U	7.6	3.7	ug/Kg	☼	12/03/11 10:29	12/07/11 18:13	1
Hexachlorobenzene	7.6	U	7.6	2.4	ug/Kg	☼	12/03/11 10:29	12/07/11 18:13	1
Hexachlorobutadiene	57	U	57	31	ug/Kg	☼	12/03/11 10:29	12/07/11 18:13	1
Hexachlorocyclopentadiene	370	U	370	31	ug/Kg	☼	12/03/11 10:29	12/07/11 18:13	1
Hexachloroethane	57	U	57	10	ug/Kg	☼	12/03/11 10:29	12/07/11 18:13	1
Indeno[1,2,3-cd]pyrene	7.6	U	7.6	3.7	ug/Kg	☼	12/03/11 10:29	12/07/11 18:13	1
Isophorone	57	U	57	15	ug/Kg	☼	12/03/11 10:29	12/07/11 18:13	1
Naphthalene	7.6	U	7.6	3.7	ug/Kg	☼	12/03/11 10:29	12/07/11 18:13	1
Nitrobenzene	110	U	110	2.5	ug/Kg	☼	12/03/11 10:29	12/07/11 18:13	1
N-Nitrosodi-n-propylamine	57	U	57	31	ug/Kg	☼	12/03/11 10:29	12/07/11 18:13	1
N-Nitrosodiphenylamine	57	U	57	24	ug/Kg	☼	12/03/11 10:29	12/07/11 18:13	1
Pentachlorophenol	170	U	170	91	ug/Kg	☼	12/03/11 10:29	12/07/11 18:13	1
Phenol	57	U	57	31	ug/Kg	☼	12/03/11 10:29	12/07/11 18:13	1
Phenanthrene	7.6	U	7.6	3.7	ug/Kg	☼	12/03/11 10:29	12/07/11 18:13	1
Pyrene	7.6	U	7.6	3.7	ug/Kg	☼	12/03/11 10:29	12/07/11 18:13	1
3 & 4 Methylphenol	450	U	450	23	ug/Kg	☼	12/03/11 10:29	12/07/11 18:13	1

Surrogate	*%Recovery*	*Qualifier*	*Limits*	*Prepared*	*Analyzed*	*Dil Fac*
2-Fluorobiphenyl (Surr)	*42*		*34 - 110*	*12/03/11 10:29*	*12/07/11 18:13*	*1*
2-Fluorophenol (Surr)	*47*		*26 - 110*	*12/03/11 10:29*	*12/07/11 18:13*	*1*
2,4,6-Tribromophenol (Surr)	*41*		*10 - 118*	*12/03/11 10:29*	*12/07/11 18:13*	*1*
Nitrobenzene-d5 (Surr)	*41*		*24 - 112*	*12/03/11 10:29*	*12/07/11 18:13*	*1*
Phenol-d5 (Surr)	*46*		*28 - 110*	*12/03/11 10:29*	*12/07/11 18:13*	*1*
Terphenyl-d14 (Surr)	*68*		*41 - 119*	*12/03/11 10:29*	*12/07/11 18:13*	*1*

Method: 6010B - Metals (ICP)

Analyte	Result	Qualifier	RL	MDL	Unit	D	Prepared	Analyzed	Dil Fac
Aluminum	**5400**		20	9.7	mg/Kg	☼	12/02/11 10:39	12/05/11 17:15	1
Antimony	1.0	U	1.0	0.39	mg/Kg	☼	12/02/11 10:39	12/05/11 17:15	1
Barium	**59**	**B**	20	0.072	mg/Kg	☼	12/02/11 10:39	12/05/11 17:15	1
Beryllium	**0.22**	**J**	0.51	0.044	mg/Kg	☼	12/02/11 10:39	12/05/11 17:15	1
Calcium	**46000**	**B**	510	16	mg/Kg	☼	12/02/11 10:39	12/05/11 17:15	1
Cadmium	**0.30**		0.20	0.036	mg/Kg	☼	12/02/11 10:39	12/05/11 17:15	1
Cobalt	**6.0**		5.1	0.16	mg/Kg	☼	12/02/11 10:39	12/05/11 17:15	1
Chromium	**9.9**		0.51	0.20	mg/Kg	☼	12/02/11 10:39	12/05/11 17:15	1
Copper	**16**		2.5	0.75	mg/Kg	☼	12/02/11 10:39	12/05/11 17:15	1
Iron	**13000**		10	5.0	mg/Kg	☼	12/02/11 10:39	12/05/11 17:15	1
Potassium	**1200**	**B**	510	6.3	mg/Kg	☼	12/02/11 10:39	12/05/11 17:15	1
Magnesium	**38000**	**B**	510	5.2	mg/Kg	☼	12/02/11 10:39	12/05/11 17:15	1
Manganese	**260**	**B**	1.5	0.075	mg/Kg	☼	12/02/11 10:39	12/05/11 17:15	1
Silver	0.51	U	0.51	0.10	mg/Kg	☼	12/02/11 10:39	12/05/11 17:15	1
Sodium	**110**	**J**	510	67	mg/Kg	☼	12/02/11 10:39	12/05/11 17:15	1
Nickel	**17**		4.1	0.27	mg/Kg	☼	12/02/11 10:39	12/05/11 17:15	1
Vanadium	**15**		5.1	0.12	mg/Kg	☼	12/02/11 10:39	12/05/11 17:15	1
Zinc	**46**		2.0	1.0	mg/Kg	☼	12/02/11 10:39	12/05/11 17:15	1
Arsenic	**6.1**		1.0	0.30	mg/Kg	☼	12/02/11 10:39	12/05/11 17:15	1

Client: Conestoga-Rovers & Associates, Inc.
Project/Site: 17324-T07, RACER Former MTM

TestAmerica Job ID: 240-6361-1

Client Sample ID: S-017324-112911-TP-125
Date Collected: 11/29/11 11:30
Date Received: 11/30/11 16:31

Lab Sample ID: 240-6361-13
Matrix: Solid
Percent Solids: 88.2

Method: 6010B - Metals (ICP) (Continued)

Analyte	Result	Qualifier	RL	MDL	Unit	D	Prepared	Analyzed	Dil Fac
Lead	7.6		0.30	0.19	mg/Kg	☼	12/02/11 10:39	12/05/11 17:15	1
Selenium	0.51	U	0.51	0.46	mg/Kg	☼	12/02/11 10:39	12/05/11 17:15	1
Thallium	0.71	J	1.0	0.56	mg/Kg	☼	12/02/11 10:39	12/05/11 17:15	1

Method: 7471A - Mercury (CVAA)

Analyte	Result	Qualifier	RL	MDL	Unit	D	Prepared	Analyzed	Dil Fac
Mercury	0.084	U	0.084	0.013	mg/Kg	☼	12/02/11 13:40	12/06/11 08:58	1

Client: Conestoga-Rovers & Associates, Inc.
Project/Site: 17324-T07, RACER Former MTM

TestAmerica Job ID: 240-6361-1

Client Sample ID: S-017324-112911-TP-126
Date Collected: 11/29/11 11:50
Date Received: 11/30/11 16:31

Lab Sample ID: 240-6361-14
Matrix: Solid
Percent Solids: 79.3

Method: 8260B - Volatile Organic Compounds (GC/MS)

Analyte	Result	Qualifier	RL	MDL	Unit	D	Prepared	Analyzed	Dil Fac
Acetone	**17**		11	3.4	ug/Kg	☼	11/30/11 19:30	12/07/11 00:28	1
Benzene	2.7	U	2.7	0.12	ug/Kg	☼	11/30/11 19:30	12/07/11 00:28	1
Dichlorobromomethane	2.7	U	2.7	0.15	ug/Kg	☼	11/30/11 19:30	12/07/11 00:28	1
Bromoform	2.7	U	2.7	0.18	ug/Kg	☼	11/30/11 19:30	12/07/11 00:28	1
Bromomethane	2.7	U	2.7	0.29	ug/Kg	☼	11/30/11 19:30	12/07/11 00:28	1
2-Butanone (MEK)	11	U	11	0.75	ug/Kg	☼	11/30/11 19:30	12/07/11 00:28	1
Carbon disulfide	2.7	U	2.7	0.24	ug/Kg	☼	11/30/11 19:30	12/07/11 00:28	1
Carbon tetrachloride	2.7	U	2.7	0.20	ug/Kg	☼	11/30/11 19:30	12/07/11 00:28	1
Chlorobenzene	2.7	U	2.7	0.18	ug/Kg	☼	11/30/11 19:30	12/07/11 00:28	1
Chloroethane	2.7	U	2.7	0.46	ug/Kg	☼	11/30/11 19:30	12/07/11 00:28	1
Chloroform	2.7	U	2.7	0.16	ug/Kg	☼	11/30/11 19:30	12/07/11 00:28	1
Chloromethane	2.7	U	2.7	0.22	ug/Kg	☼	11/30/11 19:30	12/07/11 00:28	1
1,1-Dichloroethane	**2.6**	**J**	2.7	0.19	ug/Kg	☼	11/30/11 19:30	12/07/11 00:28	1
1,2-Dichloroethane	**0.64**	**J**	2.7	0.18	ug/Kg	☼	11/30/11 19:30	12/07/11 00:28	1
1,1-Dichloroethene	2.7	U	2.7	0.28	ug/Kg	☼	11/30/11 19:30	12/07/11 00:28	1
1,2-Dichloropropane	2.7	U	2.7	0.37	ug/Kg	☼	11/30/11 19:30	12/07/11 00:28	1
cis-1,3-Dichloropropene	2.7	U	2.7	0.18	ug/Kg	☼	11/30/11 19:30	12/07/11 00:28	1
trans-1,3-Dichloropropene	2.7	U	2.7	0.29	ug/Kg	☼	11/30/11 19:30	12/07/11 00:28	1
Ethylbenzene	2.7	U	2.7	0.14	ug/Kg	☼	11/30/11 19:30	12/07/11 00:28	1
2-Hexanone	11	U	11	0.34	ug/Kg	☼	11/30/11 19:30	12/07/11 00:28	1
Methylene Chloride	2.7	U	2.7	0.36	ug/Kg	☼	11/30/11 19:30	12/07/11 00:28	1
4-Methyl-2-pentanone (MIBK)	11	U	11	0.29	ug/Kg	☼	11/30/11 19:30	12/07/11 00:28	1
Styrene	2.7	U	2.7	0.081	ug/Kg	☼	11/30/11 19:30	12/07/11 00:28	1
1,1,2,2-Tetrachloroethane	2.7	U	2.7	0.18	ug/Kg	☼	11/30/11 19:30	12/07/11 00:28	1
Tetrachloroethene	2.7	U	2.7	0.28	ug/Kg	☼	11/30/11 19:30	12/07/11 00:28	1
Toluene	**0.30**	**J**	2.7	0.15	ug/Kg	☼	11/30/11 19:30	12/07/11 00:28	1
Trichloroethene	**0.50**	**J**	2.7	0.23	ug/Kg	☼	11/30/11 19:30	12/07/11 00:28	1
Vinyl chloride	**0.26**	**J**	2.7	0.21	ug/Kg	☼	11/30/11 19:30	12/07/11 00:28	1
Xylenes, Total	5.4	U	5.4	0.36	ug/Kg	☼	11/30/11 19:30	12/07/11 00:28	1
1,1,1-Trichloroethane	2.7	U	2.7	0.30	ug/Kg	☼	11/30/11 19:30	12/07/11 00:28	1
1,1,2-Trichloroethane	2.7	U	2.7	0.21	ug/Kg	☼	11/30/11 19:30	12/07/11 00:28	1
Cyclohexane	5.4	U	5.4	0.18	ug/Kg	☼	11/30/11 19:30	12/07/11 00:28	1
1,2-Dibromo-3-Chloropropane	5.4	U	5.4	0.70	ug/Kg	☼	11/30/11 19:30	12/07/11 00:28	1
Ethylene Dibromide	2.7	U	2.7	0.27	ug/Kg	☼	11/30/11 19:30	12/07/11 00:28	1
Dichlorodifluoromethane	2.7	U	2.7	0.27	ug/Kg	☼	11/30/11 19:30	12/07/11 00:28	1
cis-1,2-Dichloroethene	2.7	U	2.7	0.19	ug/Kg	☼	11/30/11 19:30	12/07/11 00:28	1
trans-1,2-Dichloroethene	2.7	U	2.7	0.22	ug/Kg	☼	11/30/11 19:30	12/07/11 00:28	1
Isopropylbenzene	2.7	U	2.7	0.086	ug/Kg	☼	11/30/11 19:30	12/07/11 00:28	1
Methyl acetate	5.4	U	5.4	0.75	ug/Kg	☼	11/30/11 19:30	12/07/11 00:28	1
Methyl tert-butyl ether	11	U	11	0.23	ug/Kg	☼	11/30/11 19:30	12/07/11 00:28	1
1,1,2-Trichloro-1,2,2-trifluoroethane	2.7	U	2.7	0.70	ug/Kg	☼	11/30/11 19:30	12/07/11 00:28	1
1,2,4-Trichlorobenzene	2.7	U	2.7	0.15	ug/Kg	☼	11/30/11 19:30	12/07/11 00:28	1
1,2-Dichlorobenzene	2.7	U	2.7	0.19	ug/Kg	☼	11/30/11 19:30	12/07/11 00:28	1
1,3-Dichlorobenzene	2.7	U	2.7	0.19	ug/Kg	☼	11/30/11 19:30	12/07/11 00:28	1
1,4-Dichlorobenzene	2.7	U	2.7	0.35	ug/Kg	☼	11/30/11 19:30	12/07/11 00:28	1
Trichlorofluoromethane	2.7	U	2.7	0.18	ug/Kg	☼	11/30/11 19:30	12/07/11 00:28	1
Chlorodibromomethane	2.7	U	2.7	0.30	ug/Kg	☼	11/30/11 19:30	12/07/11 00:28	1
Methylcyclohexane	5.4	U	5.4	0.17	ug/Kg	☼	11/30/11 19:30	12/07/11 00:28	1

Client: Conestoga-Rovers & Associates, Inc.
Project/Site: 17324-T07, RACER Former MTM

TestAmerica Job ID: 240-6361-1

Client Sample ID: S-017324-112911-TP-126
Date Collected: 11/29/11 11:50
Date Received: 11/30/11 16:31

Lab Sample ID: 240-6361-14
Matrix: Solid
Percent Solids: 79.3

Surrogate	%Recovery	Qualifier	Limits	Prepared	Analyzed	Dil Fac
1,2-Dichloroethane-d4 (Surr)	*95*		*58 - 123*	*11/30/11 19:30*	*12/07/11 00:28*	*1*
4-Bromofluorobenzene (Surr)	*92*		*52 - 136*	*11/30/11 19:30*	*12/07/11 00:28*	*1*
Toluene-d8 (Surr)	*102*		*67 - 125*	*11/30/11 19:30*	*12/07/11 00:28*	*1*
Dibromofluoromethane (Surr)	*96*		*37 - 132*	*11/30/11 19:30*	*12/07/11 00:28*	*1*

Method: 8270C - Semivolatile Organic Compounds (GC/MS)

Analyte	Result	Qualifier	RL	MDL	Unit	D	Prepared	Analyzed	Dil Fac
1,1'-Biphenyl	63	U	63	34	ug/Kg	☼	12/03/11 10:29	12/07/11 18:31	1
2,2'-oxybis[1-chloropropane]	130	U	130	12	ug/Kg	☼	12/03/11 10:29	12/07/11 18:31	1
2,4,5-Trichlorophenol	190	U	190	32	ug/Kg	☼	12/03/11 10:29	12/07/11 18:31	1
2,4,6-Trichlorophenol	190	U	190	100	ug/Kg	☼	12/03/11 10:29	12/07/11 18:31	1
2,4-Dichlorophenol	190	U	190	25	ug/Kg	☼	12/03/11 10:29	12/07/11 18:31	1
2,4-Dimethylphenol	190	U	190	25	ug/Kg	☼	12/03/11 10:29	12/07/11 18:31	1
2,4-Dinitrophenol	420	U	420	100	ug/Kg	☼	12/03/11 10:29	12/07/11 18:31	1
2,4-Dinitrotoluene	250	U	250	34	ug/Kg	☼	12/03/11 10:29	12/07/11 18:31	1
2,6-Dinitrotoluene	250	U	250	26	ug/Kg	☼	12/03/11 10:29	12/07/11 18:31	1
2-Chloronaphthalene	63	U	63	4.2	ug/Kg	☼	12/03/11 10:29	12/07/11 18:31	1
2-Chlorophenol	63	U	63	34	ug/Kg	☼	12/03/11 10:29	12/07/11 18:31	1
2-Methylnaphthalene	8.4	U	8.4	4.2	ug/Kg	☼	12/03/11 10:29	12/07/11 18:31	1
2-Methylphenol	250	U	250	100	ug/Kg	☼	12/03/11 10:29	12/07/11 18:31	1
2-Nitroaniline	250	U	250	11	ug/Kg	☼	12/03/11 10:29	12/07/11 18:31	1
2-Nitrophenol	63	U	63	34	ug/Kg	☼	12/03/11 10:29	12/07/11 18:31	1
3,3'-Dichlorobenzidine	130	U	130	23	ug/Kg	☼	12/03/11 10:29	12/07/11 18:31	1
3-Nitroaniline	250	U	250	20	ug/Kg	☼	12/03/11 10:29	12/07/11 18:31	1
4,6-Dinitro-2-methylphenol	190	U	190	100	ug/Kg	☼	12/03/11 10:29	12/07/11 18:31	1
4-Bromophenyl phenyl ether	63	U	63	16	ug/Kg	☼	12/03/11 10:29	12/07/11 18:31	1
4-Chloro-3-methylphenol	190	U	190	26	ug/Kg	☼	12/03/11 10:29	12/07/11 18:31	1
4-Chloroaniline	190	U	190	21	ug/Kg	☼	12/03/11 10:29	12/07/11 18:31	1
4-Chlorophenyl phenyl ether	63	U	63	16	ug/Kg	☼	12/03/11 10:29	12/07/11 18:31	1
4-Nitroaniline	250	U	250	33	ug/Kg	☼	12/03/11 10:29	12/07/11 18:31	1
4-Nitrophenol	420	U	420	100	ug/Kg	☼	12/03/11 10:29	12/07/11 18:31	1
Acenaphthene	8.4	U	8.4	4.2	ug/Kg	☼	12/03/11 10:29	12/07/11 18:31	1
Acenaphthylene	8.4	U	8.4	4.2	ug/Kg	☼	12/03/11 10:29	12/07/11 18:31	1
Acetophenone	130	U	130	12	ug/Kg	☼	12/03/11 10:29	12/07/11 18:31	1
Anthracene	8.4	U	8.4	4.2	ug/Kg	☼	12/03/11 10:29	12/07/11 18:31	1
Atrazine	250	U	250	11	ug/Kg	☼	12/03/11 10:29	12/07/11 18:31	1
Benzaldehyde	130	U	130	15	ug/Kg	☼	12/03/11 10:29	12/07/11 18:31	1
Benzo[a]anthracene	8.4	U	8.4	4.2	ug/Kg	☼	12/03/11 10:29	12/07/11 18:31	1
Benzo[a]pyrene	8.4	U	8.4	4.2	ug/Kg	☼	12/03/11 10:29	12/07/11 18:31	1
Benzo[b]fluoranthene	8.4	U	8.4	4.2	ug/Kg	☼	12/03/11 10:29	12/07/11 18:31	1
Benzo[g,h,i]perylene	8.4	U	8.4	4.2	ug/Kg	☼	12/03/11 10:29	12/07/11 18:31	1
Benzo[k]fluoranthene	8.4	U	8.4	4.2	ug/Kg	☼	12/03/11 10:29	12/07/11 18:31	1
Bis(2-chloroethoxy)methane	130	U	130	28	ug/Kg	☼	12/03/11 10:29	12/07/11 18:31	1
Bis(2-chloroethyl)ether	130	U	130	2.5	ug/Kg	☼	12/03/11 10:29	12/07/11 18:31	1
Bis(2-ethylhexyl) phthalate	63	U	63	24	ug/Kg	☼	12/03/11 10:29	12/07/11 18:31	1
Butyl benzyl phthalate	63	U	63	13	ug/Kg	☼	12/03/11 10:29	12/07/11 18:31	1
Caprolactam	420	U	420	47	ug/Kg	☼	12/03/11 10:29	12/07/11 18:31	1
Carbazole	63	U	63	34	ug/Kg	☼	12/03/11 10:29	12/07/11 18:31	1
Chrysene	8.4	U	8.4	1.4	ug/Kg	☼	12/03/11 10:29	12/07/11 18:31	1
Dibenz(a,h)anthracene	8.4	U	8.4	4.2	ug/Kg	☼	12/03/11 10:29	12/07/11 18:31	1
Dibenzofuran	63	U	63	4.2	ug/Kg	☼	12/03/11 10:29	12/07/11 18:31	1

Client Sample ID: S-017324-112911-TP-126
Date Collected: 11/29/11 11:50
Date Received: 11/30/11 16:31

Lab Sample ID: 240-6361-14
Matrix: Solid
Percent Solids: 79.3

Method: 8270C - Semivolatile Organic Compounds (GC/MS) (Continued)

Analyte	Result	Qualifier	RL	MDL	Unit	D	Prepared	Analyzed	Dil Fac
Diethyl phthalate	63	U	63	20	ug/Kg	☼	12/03/11 10:29	12/07/11 18:31	1
Dimethyl phthalate	63	U	63	21	ug/Kg	☼	12/03/11 10:29	12/07/11 18:31	1
Di-n-butyl phthalate	63	U	63	19	ug/Kg	☼	12/03/11 10:29	12/07/11 18:31	1
Di-n-octyl phthalate	63	U	63	34	ug/Kg	☼	12/03/11 10:29	12/07/11 18:31	1
Fluoranthene	8.4	U	8.4	4.2	ug/Kg	☼	12/03/11 10:29	12/07/11 18:31	1
Fluorene	8.4	U	8.4	4.2	ug/Kg	☼	12/03/11 10:29	12/07/11 18:31	1
Hexachlorobenzene	8.4	U	8.4	2.6	ug/Kg	☼	12/03/11 10:29	12/07/11 18:31	1
Hexachlorobutadiene	63	U	63	34	ug/Kg	☼	12/03/11 10:29	12/07/11 18:31	1
Hexachlorocyclopentadiene	420	U	420	34	ug/Kg	☼	12/03/11 10:29	12/07/11 18:31	1
Hexachloroethane	63	U	63	11	ug/Kg	☼	12/03/11 10:29	12/07/11 18:31	1
Indeno[1,2,3-cd]pyrene	8.4	U	8.4	4.2	ug/Kg	☼	12/03/11 10:29	12/07/11 18:31	1
Isophorone	63	U	63	16	ug/Kg	☼	12/03/11 10:29	12/07/11 18:31	1
Naphthalene	8.4	U	8.4	4.2	ug/Kg	☼	12/03/11 10:29	12/07/11 18:31	1
Nitrobenzene	130	U	130	2.8	ug/Kg	☼	12/03/11 10:29	12/07/11 18:31	1
N-Nitrosodi-n-propylamine	63	U	63	34	ug/Kg	☼	12/03/11 10:29	12/07/11 18:31	1
N-Nitrosodiphenylamine	63	U	63	26	ug/Kg	☼	12/03/11 10:29	12/07/11 18:31	1
Pentachlorophenol	190	U	190	100	ug/Kg	☼	12/03/11 10:29	12/07/11 18:31	1
Phenol	63	U	63	34	ug/Kg	☼	12/03/11 10:29	12/07/11 18:31	1
Phenanthrene	8.4	U	8.4	4.2	ug/Kg	☼	12/03/11 10:29	12/07/11 18:31	1
Pyrene	8.4	U	8.4	4.2	ug/Kg	☼	12/03/11 10:29	12/07/11 18:31	1
3 & 4 Methylphenol	500	U	500	25	ug/Kg	☼	12/03/11 10:29	12/07/11 18:31	1

Surrogate	*%Recovery*	*Qualifier*	*Limits*	*Prepared*	*Analyzed*	*Dil Fac*
2-Fluorobiphenyl (Surr)	*43*		*34 - 110*	*12/03/11 10:29*	*12/07/11 18:31*	*1*
2-Fluorophenol (Surr)	*52*		*26 - 110*	*12/03/11 10:29*	*12/07/11 18:31*	*1*
2,4,6-Tribromophenol (Surr)	*36*		*10 - 118*	*12/03/11 10:29*	*12/07/11 18:31*	*1*
Nitrobenzene-d5 (Surr)	*52*		*24 - 112*	*12/03/11 10:29*	*12/07/11 18:31*	*1*
Phenol-d5 (Surr)	*47*		*28 - 110*	*12/03/11 10:29*	*12/07/11 18:31*	*1*
Terphenyl-d14 (Surr)	*70*		*41 - 119*	*12/03/11 10:29*	*12/07/11 18:31*	*1*

Method: 6010B - Metals (ICP)

Analyte	Result	Qualifier	RL	MDL	Unit	D	Prepared	Analyzed	Dil Fac
Aluminum	**13000**		23	11	mg/Kg	☼	12/02/11 10:39	12/05/11 17:21	1
Antimony	1.2	U	1.2	0.46	mg/Kg	☼	12/02/11 10:39	12/05/11 17:21	1
Barium	**210**	**B**	23	0.083	mg/Kg	☼	12/02/11 10:39	12/05/11 17:21	1
Beryllium	**0.62**		0.58	0.050	mg/Kg	☼	12/02/11 10:39	12/05/11 17:21	1
Calcium	**21000**	**B**	580	19	mg/Kg	☼	12/02/11 10:39	12/05/11 17:21	1
Cadmium	**0.39**		0.23	0.042	mg/Kg	☼	12/02/11 10:39	12/05/11 17:21	1
Cobalt	**12**		5.8	0.19	mg/Kg	☼	12/02/11 10:39	12/05/11 17:21	1
Chromium	**19**		0.58	0.23	mg/Kg	☼	12/02/11 10:39	12/05/11 17:21	1
Copper	**28**		2.9	0.86	mg/Kg	☼	12/02/11 10:39	12/05/11 17:21	1
Iron	**30000**		12	5.7	mg/Kg	☼	12/02/11 10:39	12/05/11 17:21	1
Potassium	**1200**	**B**	580	7.2	mg/Kg	☼	12/02/11 10:39	12/05/11 17:21	1
Magnesium	**15000**	**B**	580	6.0	mg/Kg	☼	12/02/11 10:39	12/05/11 17:21	1
Manganese	**1200**	**B**	1.8	0.086	mg/Kg	☼	12/02/11 10:39	12/05/11 17:21	1
Silver	0.58	U	0.58	0.12	mg/Kg	☼	12/02/11 10:39	12/05/11 17:21	1
Sodium	**120**	**J**	580	77	mg/Kg	☼	12/02/11 10:39	12/05/11 17:21	1
Nickel	**38**		4.7	0.32	mg/Kg	☼	12/02/11 10:39	12/05/11 17:21	1
Vanadium	**30**		5.8	0.14	mg/Kg	☼	12/02/11 10:39	12/05/11 17:21	1
Zinc	**63**		2.3	1.2	mg/Kg	☼	12/02/11 10:39	12/05/11 17:21	1
Arsenic	**13**		1.2	0.35	mg/Kg	☼	12/02/11 10:39	12/05/11 17:21	1

Client: Conestoga-Rovers & Associates, Inc.
Project/Site: 17324-T07, RACER Former MTM

TestAmerica Job ID: 240-6361-1

Client Sample ID: S-017324-112911-TP-126
Date Collected: 11/29/11 11:50
Date Received: 11/30/11 16:31

Lab Sample ID: 240-6361-14
Matrix: Solid
Percent Solids: 79.3

Method: 6010B - Metals (ICP) (Continued)

Analyte	Result	Qualifier	RL	MDL	Unit	D	Prepared	Analyzed	Dil Fac
Lead	**14**		0.35	0.22	mg/Kg	☼	12/02/11 10:39	12/05/11 17:21	1
Selenium	0.58	U	0.58	0.53	mg/Kg	☼	12/02/11 10:39	12/05/11 17:21	1
Thallium	**1.7**		1.2	0.64	mg/Kg	☼	12/02/11 10:39	12/05/11 17:21	1

Method: 7471A - Mercury (CVAA)

Analyte	Result	Qualifier	RL	MDL	Unit	D	Prepared	Analyzed	Dil Fac
Mercury	**0.022**	**J**	0.093	0.014	mg/Kg	☼	12/02/11 13:40	12/06/11 08:59	1

Client: Conestoga-Rovers & Associates, Inc.
Project/Site: 17324-T07, RACER Former MTM

TestAmerica Job ID: 240-6361-1

Client Sample ID: S-017324-112911-TP-127
Date Collected: 11/29/11 12:00
Date Received: 11/30/11 16:31

Lab Sample ID: 240-6361-15
Matrix: Solid
Percent Solids: 89.0

Method: 8260B - Volatile Organic Compounds (GC/MS)

Analyte	Result	Qualifier	RL	MDL	Unit	D	Prepared	Analyzed	Dil Fac
Acetone	8.2	U	8.2	2.6	ug/Kg	☼	11/30/11 19:30	12/07/11 00:49	1
Benzene	2.0	U	2.0	0.094	ug/Kg	☼	11/30/11 19:30	12/07/11 00:49	1
Dichlorobromomethane	2.0	U	2.0	0.11	ug/Kg	☼	11/30/11 19:30	12/07/11 00:49	1
Bromoform	2.0	U	2.0	0.14	ug/Kg	☼	11/30/11 19:30	12/07/11 00:49	1
Bromomethane	2.0	U	2.0	0.22	ug/Kg	☼	11/30/11 19:30	12/07/11 00:49	1
2-Butanone (MEK)	8.2	U	8.2	0.57	ug/Kg	☼	11/30/11 19:30	12/07/11 00:49	1
Carbon disulfide	2.0	U	2.0	0.18	ug/Kg	☼	11/30/11 19:30	12/07/11 00:49	1
Carbon tetrachloride	2.0	U	2.0	0.15	ug/Kg	☼	11/30/11 19:30	12/07/11 00:49	1
Chlorobenzene	2.0	U	2.0	0.14	ug/Kg	☼	11/30/11 19:30	12/07/11 00:49	1
Chloroethane	2.0	U	2.0	0.35	ug/Kg	☼	11/30/11 19:30	12/07/11 00:49	1
Chloroform	2.0	U	2.0	0.12	ug/Kg	☼	11/30/11 19:30	12/07/11 00:49	1
Chloromethane	2.0	U	2.0	0.17	ug/Kg	☼	11/30/11 19:30	12/07/11 00:49	1
1,1-Dichloroethane	**7.6**		2.0	0.15	ug/Kg	☼	11/30/11 19:30	12/07/11 00:49	1
1,2-Dichloroethane	**0.44**	**J**	2.0	0.14	ug/Kg	☼	11/30/11 19:30	12/07/11 00:49	1
1,1-Dichloroethene	**0.55**	**J**	2.0	0.21	ug/Kg	☼	11/30/11 19:30	12/07/11 00:49	1
1,2-Dichloropropane	2.0	U	2.0	0.28	ug/Kg	☼	11/30/11 19:30	12/07/11 00:49	1
cis-1,3-Dichloropropene	2.0	U	2.0	0.14	ug/Kg	☼	11/30/11 19:30	12/07/11 00:49	1
trans-1,3-Dichloropropene	2.0	U	2.0	0.22	ug/Kg	☼	11/30/11 19:30	12/07/11 00:49	1
Ethylbenzene	2.0	U	2.0	0.11	ug/Kg	☼	11/30/11 19:30	12/07/11 00:49	1
2-Hexanone	8.2	U	8.2	0.26	ug/Kg	☼	11/30/11 19:30	12/07/11 00:49	1
Methylene Chloride	2.0	U	2.0	0.27	ug/Kg	☼	11/30/11 19:30	12/07/11 00:49	1
4-Methyl-2-pentanone (MIBK)	8.2	U	8.2	0.22	ug/Kg	☼	11/30/11 19:30	12/07/11 00:49	1
Styrene	2.0	U	2.0	0.061	ug/Kg	☼	11/30/11 19:30	12/07/11 00:49	1
1,1,2,2-Tetrachloroethane	2.0	U	2.0	0.14	ug/Kg	☼	11/30/11 19:30	12/07/11 00:49	1
Tetrachloroethene	2.0	U	2.0	0.21	ug/Kg	☼	11/30/11 19:30	12/07/11 00:49	1
Toluene	**0.22**	**J**	2.0	0.11	ug/Kg	☼	11/30/11 19:30	12/07/11 00:49	1
Trichloroethene	**0.60**	**J**	2.0	0.17	ug/Kg	☼	11/30/11 19:30	12/07/11 00:49	1
Vinyl chloride	2.0	U	2.0	0.16	ug/Kg	☼	11/30/11 19:30	12/07/11 00:49	1
Xylenes, Total	4.1	U	4.1	0.27	ug/Kg	☼	11/30/11 19:30	12/07/11 00:49	1
1,1,1-Trichloroethane	**13**		2.0	0.23	ug/Kg	☼	11/30/11 19:30	12/07/11 00:49	1
1,1,2-Trichloroethane	2.0	U	2.0	0.16	ug/Kg	☼	11/30/11 19:30	12/07/11 00:49	1
Cyclohexane	4.1	U	4.1	0.14	ug/Kg	☼	11/30/11 19:30	12/07/11 00:49	1
1,2-Dibromo-3-Chloropropane	4.1	U	4.1	0.53	ug/Kg	☼	11/30/11 19:30	12/07/11 00:49	1
Ethylene Dibromide	2.0	U	2.0	0.20	ug/Kg	☼	11/30/11 19:30	12/07/11 00:49	1
Dichlorodifluoromethane	2.0	U	2.0	0.20	ug/Kg	☼	11/30/11 19:30	12/07/11 00:49	1
cis-1,2-Dichloroethene	**1.0**	**J**	2.0	0.15	ug/Kg	☼	11/30/11 19:30	12/07/11 00:49	1
trans-1,2-Dichloroethene	2.0	U	2.0	0.17	ug/Kg	☼	11/30/11 19:30	12/07/11 00:49	1
Isopropylbenzene	2.0	U	2.0	0.066	ug/Kg	☼	11/30/11 19:30	12/07/11 00:49	1
Methyl acetate	4.1	U	4.1	0.57	ug/Kg	☼	11/30/11 19:30	12/07/11 00:49	1
Methyl tert-butyl ether	8.2	U	8.2	0.18	ug/Kg	☼	11/30/11 19:30	12/07/11 00:49	1
1,1,2-Trichloro-1,2,2-trifluoroethane	2.0	U	2.0	0.53	ug/Kg	☼	11/30/11 19:30	12/07/11 00:49	1
1,2,4-Trichlorobenzene	2.0	U	2.0	0.11	ug/Kg	☼	11/30/11 19:30	12/07/11 00:49	1
1,2-Dichlorobenzene	2.0	U	2.0	0.15	ug/Kg	☼	11/30/11 19:30	12/07/11 00:49	1
1,3-Dichlorobenzene	2.0	U	2.0	0.14	ug/Kg	☼	11/30/11 19:30	12/07/11 00:49	1
1,4-Dichlorobenzene	2.0	U	2.0	0.27	ug/Kg	☼	11/30/11 19:30	12/07/11 00:49	1
Trichlorofluoromethane	2.0	U	2.0	0.14	ug/Kg	☼	11/30/11 19:30	12/07/11 00:49	1
Chlorodibromomethane	2.0	U	2.0	0.23	ug/Kg	☼	11/30/11 19:30	12/07/11 00:49	1
Methylcyclohexane	4.1	U	4.1	0.13	ug/Kg	☼	11/30/11 19:30	12/07/11 00:49	1

Client: Conestoga-Rovers & Associates, Inc.
Project/Site: 17324-T07, RACER Former MTM

TestAmerica Job ID: 240-6361-1

Client Sample ID: S-017324-112911-TP-127
Date Collected: 11/29/11 12:00
Date Received: 11/30/11 16:31

Lab Sample ID: 240-6361-15
Matrix: Solid
Percent Solids: 89.0

Surrogate	%Recovery	Qualifier	Limits	Prepared	Analyzed	Dil Fac
1,2-Dichloroethane-d4 (Surr)	*98*		*58 - 123*	*11/30/11 19:30*	*12/07/11 00:49*	*1*
4-Bromofluorobenzene (Surr)	*94*		*52 - 136*	*11/30/11 19:30*	*12/07/11 00:49*	*1*
Toluene-d8 (Surr)	*101*		*67 - 125*	*11/30/11 19:30*	*12/07/11 00:49*	*1*
Dibromofluoromethane (Surr)	*100*		*37 - 132*	*11/30/11 19:30*	*12/07/11 00:49*	*1*

Method: 8270C - Semivolatile Organic Compounds (GC/MS)

Analyte	Result	Qualifier	RL	MDL	Unit	D	Prepared	Analyzed	Dil Fac
1,1'-Biphenyl	56	U	56	30	ug/Kg	☼	12/03/11 10:29	12/07/11 18:49	1
2,2'-oxybis[1-chloropropane]	110	U	110	11	ug/Kg	☼	12/03/11 10:29	12/07/11 18:49	1
2,4,5-Trichlorophenol	170	U	170	28	ug/Kg	☼	12/03/11 10:29	12/07/11 18:49	1
2,4,6-Trichlorophenol	170	U	170	89	ug/Kg	☼	12/03/11 10:29	12/07/11 18:49	1
2,4-Dichlorophenol	170	U	170	22	ug/Kg	☼	12/03/11 10:29	12/07/11 18:49	1
2,4-Dimethylphenol	170	U	170	22	ug/Kg	☼	12/03/11 10:29	12/07/11 18:49	1
2,4-Dinitrophenol	370	U	370	89	ug/Kg	☼	12/03/11 10:29	12/07/11 18:49	1
2,4-Dinitrotoluene	220	U	220	30	ug/Kg	☼	12/03/11 10:29	12/07/11 18:49	1
2,6-Dinitrotoluene	220	U	220	23	ug/Kg	☼	12/03/11 10:29	12/07/11 18:49	1
2-Chloronaphthalene	56	U	56	3.7	ug/Kg	☼	12/03/11 10:29	12/07/11 18:49	1
2-Chlorophenol	56	U	56	30	ug/Kg	☼	12/03/11 10:29	12/07/11 18:49	1
2-Methylnaphthalene	7.4	U	7.4	3.7	ug/Kg	☼	12/03/11 10:29	12/07/11 18:49	1
2-Methylphenol	220	U	220	89	ug/Kg	☼	12/03/11 10:29	12/07/11 18:49	1
2-Nitroaniline	220	U	220	10	ug/Kg	☼	12/03/11 10:29	12/07/11 18:49	1
2-Nitrophenol	56	U	56	30	ug/Kg	☼	12/03/11 10:29	12/07/11 18:49	1
3,3'-Dichlorobenzidine	110	U	110	20	ug/Kg	☼	12/03/11 10:29	12/07/11 18:49	1
3-Nitroaniline	220	U	220	18	ug/Kg	☼	12/03/11 10:29	12/07/11 18:49	1
4,6-Dinitro-2-methylphenol	170	U	170	89	ug/Kg	☼	12/03/11 10:29	12/07/11 18:49	1
4-Bromophenyl phenyl ether	56	U	56	15	ug/Kg	☼	12/03/11 10:29	12/07/11 18:49	1
4-Chloro-3-methylphenol	170	U	170	23	ug/Kg	☼	12/03/11 10:29	12/07/11 18:49	1
4-Chloroaniline	170	U	170	19	ug/Kg	☼	12/03/11 10:29	12/07/11 18:49	1
4-Chlorophenyl phenyl ether	56	U	56	15	ug/Kg	☼	12/03/11 10:29	12/07/11 18:49	1
4-Nitroaniline	220	U	220	29	ug/Kg	☼	12/03/11 10:29	12/07/11 18:49	1
4-Nitrophenol	370	U	370	89	ug/Kg	☼	12/03/11 10:29	12/07/11 18:49	1
Acenaphthene	7.4	U	7.4	3.7	ug/Kg	☼	12/03/11 10:29	12/07/11 18:49	1
Acenaphthylene	7.4	U	7.4	3.7	ug/Kg	☼	12/03/11 10:29	12/07/11 18:49	1
Acetophenone	110	U	110	10	ug/Kg	☼	12/03/11 10:29	12/07/11 18:49	1
Anthracene	7.4	U	7.4	3.7	ug/Kg	☼	12/03/11 10:29	12/07/11 18:49	1
Atrazine	220	U	220	10	ug/Kg	☼	12/03/11 10:29	12/07/11 18:49	1
Benzaldehyde	110	U	110	13	ug/Kg	☼	12/03/11 10:29	12/07/11 18:49	1
Benzo[a]anthracene	7.4	U	7.4	3.7	ug/Kg	☼	12/03/11 10:29	12/07/11 18:49	1
Benzo[a]pyrene	7.4	U	7.4	3.7	ug/Kg	☼	12/03/11 10:29	12/07/11 18:49	1
Benzo[b]fluoranthene	7.4	U	7.4	3.7	ug/Kg	☼	12/03/11 10:29	12/07/11 18:49	1
Benzo[g,h,i]perylene	7.4	U	7.4	3.7	ug/Kg	☼	12/03/11 10:29	12/07/11 18:49	1
Benzo[k]fluoranthene	7.4	U	7.4	3.7	ug/Kg	☼	12/03/11 10:29	12/07/11 18:49	1
Bis(2-chloroethoxy)methane	110	U	110	25	ug/Kg	☼	12/03/11 10:29	12/07/11 18:49	1
Bis(2-chloroethyl)ether	110	U	110	2.2	ug/Kg	☼	12/03/11 10:29	12/07/11 18:49	1
Bis(2-ethylhexyl) phthalate	56	U	56	21	ug/Kg	☼	12/03/11 10:29	12/07/11 18:49	1
Butyl benzyl phthalate	56	U	56	11	ug/Kg	☼	12/03/11 10:29	12/07/11 18:49	1
Caprolactam	370	U	370	41	ug/Kg	☼	12/03/11 10:29	12/07/11 18:49	1
Carbazole	56	U	56	30	ug/Kg	☼	12/03/11 10:29	12/07/11 18:49	1
Chrysene	7.4	U	7.4	1.2	ug/Kg	☼	12/03/11 10:29	12/07/11 18:49	1
Dibenz(a,h)anthracene	7.4	U	7.4	3.7	ug/Kg	☼	12/03/11 10:29	12/07/11 18:49	1
Dibenzofuran	56	U	56	3.7	ug/Kg	☼	12/03/11 10:29	12/07/11 18:49	1

Client Sample ID: S-017324-112911-TP-127
Date Collected: 11/29/11 12:00
Date Received: 11/30/11 16:31

Lab Sample ID: 240-6361-15
Matrix: Solid
Percent Solids: 89.0

Method: 8270C - Semivolatile Organic Compounds (GC/MS) (Continued)

Analyte	Result	Qualifier	RL	MDL	Unit	D	Prepared	Analyzed	Dil Fac
Diethyl phthalate	56	U	56	18	ug/Kg	☼	12/03/11 10:29	12/07/11 18:49	1
Dimethyl phthalate	56	U	56	19	ug/Kg	☼	12/03/11 10:29	12/07/11 18:49	1
Di-n-butyl phthalate	56	U	56	17	ug/Kg	☼	12/03/11 10:29	12/07/11 18:49	1
Di-n-octyl phthalate	56	U	56	30	ug/Kg	☼	12/03/11 10:29	12/07/11 18:49	1
Fluoranthene	7.4	U	7.4	3.7	ug/Kg	☼	12/03/11 10:29	12/07/11 18:49	1
Fluorene	7.4	U	7.4	3.7	ug/Kg	☼	12/03/11 10:29	12/07/11 18:49	1
Hexachlorobenzene	7.4	U	7.4	2.3	ug/Kg	☼	12/03/11 10:29	12/07/11 18:49	1
Hexachlorobutadiene	56	U	56	30	ug/Kg	☼	12/03/11 10:29	12/07/11 18:49	1
Hexachlorocyclopentadiene	370	U	370	30	ug/Kg	☼	12/03/11 10:29	12/07/11 18:49	1
Hexachloroethane	56	U	56	10	ug/Kg	☼	12/03/11 10:29	12/07/11 18:49	1
Indeno[1,2,3-cd]pyrene	7.4	U	7.4	3.7	ug/Kg	☼	12/03/11 10:29	12/07/11 18:49	1
Isophorone	56	U	56	15	ug/Kg	☼	12/03/11 10:29	12/07/11 18:49	1
Naphthalene	7.4	U	7.4	3.7	ug/Kg	☼	12/03/11 10:29	12/07/11 18:49	1
Nitrobenzene	110	U	110	2.5	ug/Kg	☼	12/03/11 10:29	12/07/11 18:49	1
N-Nitrosodi-n-propylamine	56	U	56	30	ug/Kg	☼	12/03/11 10:29	12/07/11 18:49	1
N-Nitrosodiphenylamine	56	U	56	23	ug/Kg	☼	12/03/11 10:29	12/07/11 18:49	1
Pentachlorophenol	170	U	170	89	ug/Kg	☼	12/03/11 10:29	12/07/11 18:49	1
Phenol	56	U	56	30	ug/Kg	☼	12/03/11 10:29	12/07/11 18:49	1
Phenanthrene	7.4	U	7.4	3.7	ug/Kg	☼	12/03/11 10:29	12/07/11 18:49	1
Pyrene	7.4	U	7.4	3.7	ug/Kg	☼	12/03/11 10:29	12/07/11 18:49	1
3 & 4 Methylphenol	450	U	450	22	ug/Kg	☼	12/03/11 10:29	12/07/11 18:49	1

Surrogate	*%Recovery*	*Qualifier*	*Limits*	*Prepared*	*Analyzed*	*Dil Fac*
2-Fluorobiphenyl (Surr)	*48*		*34 - 110*	*12/03/11 10:29*	*12/07/11 18:49*	*1*
2-Fluorophenol (Surr)	*59*		*26 - 110*	*12/03/11 10:29*	*12/07/11 18:49*	*1*
2,4,6-Tribromophenol (Surr)	*36*		*10 - 118*	*12/03/11 10:29*	*12/07/11 18:49*	*1*
Nitrobenzene-d5 (Surr)	*55*		*24 - 112*	*12/03/11 10:29*	*12/07/11 18:49*	*1*
Phenol-d5 (Surr)	*53*		*28 - 110*	*12/03/11 10:29*	*12/07/11 18:49*	*1*
Terphenyl-d14 (Surr)	*72*		*41 - 119*	*12/03/11 10:29*	*12/07/11 18:49*	*1*

Method: 6010B - Metals (ICP)

Analyte	Result	Qualifier	RL	MDL	Unit	D	Prepared	Analyzed	Dil Fac
Aluminum	**4900**		21	9.9	mg/Kg	☼	12/02/11 10:39	12/05/11 17:27	1
Antimony	1.0	U	1.0	0.40	mg/Kg	☼	12/02/11 10:39	12/05/11 17:27	1
Barium	**66**	**B**	21	0.073	mg/Kg	☼	12/02/11 10:39	12/05/11 17:27	1
Beryllium	**0.18**	**J**	0.52	0.044	mg/Kg	☼	12/02/11 10:39	12/05/11 17:27	1
Calcium	**48000**	**B**	520	16	mg/Kg	☼	12/02/11 10:39	12/05/11 17:27	1
Cadmium	**0.27**		0.21	0.037	mg/Kg	☼	12/02/11 10:39	12/05/11 17:27	1
Cobalt	**6.3**		5.2	0.16	mg/Kg	☼	12/02/11 10:39	12/05/11 17:27	1
Chromium	**8.6**		0.52	0.21	mg/Kg	☼	12/02/11 10:39	12/05/11 17:27	1
Copper	**14**		2.6	0.76	mg/Kg	☼	12/02/11 10:39	12/05/11 17:27	1
Iron	**13000**		10	5.1	mg/Kg	☼	12/02/11 10:39	12/05/11 17:27	1
Potassium	**1000**	**B**	520	6.4	mg/Kg	☼	12/02/11 10:39	12/05/11 17:27	1
Magnesium	**44000**	**B**	520	5.3	mg/Kg	☼	12/02/11 10:39	12/05/11 17:27	1
Manganese	**310**	**B**	1.5	0.076	mg/Kg	☼	12/02/11 10:39	12/05/11 17:27	1
Silver	0.52	U	0.52	0.10	mg/Kg	☼	12/02/11 10:39	12/05/11 17:27	1
Sodium	**110**	**J**	520	68	mg/Kg	☼	12/02/11 10:39	12/05/11 17:27	1
Nickel	**16**		4.1	0.28	mg/Kg	☼	12/02/11 10:39	12/05/11 17:27	1
Vanadium	**13**		5.2	0.12	mg/Kg	☼	12/02/11 10:39	12/05/11 17:27	1
Zinc	**40**		2.1	1.0	mg/Kg	☼	12/02/11 10:39	12/05/11 17:27	1
Arsenic	**6.1**		1.0	0.31	mg/Kg	☼	12/02/11 10:39	12/05/11 17:27	1

Client: Conestoga-Rovers & Associates, Inc.
Project/Site: 17324-T07, RACER Former MTM

TestAmerica Job ID: 240-6361-1

Client Sample ID: S-017324-112911-TP-127
Date Collected: 11/29/11 12:00
Date Received: 11/30/11 16:31

Lab Sample ID: 240-6361-15
Matrix: Solid
Percent Solids: 89.0

Method: 6010B - Metals (ICP) (Continued)

Analyte	Result	Qualifier	RL	MDL	Unit	D	Prepared	Analyzed	Dil Fac
Lead	7.0		0.31	0.20	mg/Kg	☼	12/02/11 10:39	12/05/11 17:27	1
Selenium	0.52	U	0.52	0.46	mg/Kg	☼	12/02/11 10:39	12/05/11 17:27	1
Thallium	1.0	U	1.0	0.57	mg/Kg	☼	12/02/11 10:39	12/05/11 17:27	1

Method: 7471A - Mercury (CVAA)

Analyte	Result	Qualifier	RL	MDL	Unit	D	Prepared	Analyzed	Dil Fac
Mercury	0.083	U	0.083	0.012	mg/Kg	☼	12/02/11 13:40	12/06/11 09:00	1

Client: Conestoga-Rovers & Associates, Inc.
Project/Site: 17324-T07, RACER Former MTM

TestAmerica Job ID: 240-6361-1

Client Sample ID: S-017324-112911-TP-128
Date Collected: 11/29/11 12:20
Date Received: 11/30/11 16:31

Lab Sample ID: 240-6361-16
Matrix: Solid
Percent Solids: 93.8

Method: 8260B - Volatile Organic Compounds (GC/MS)

Analyte	Result	Qualifier	RL	MDL	Unit	D	Prepared	Analyzed	Dil Fac
Acetone	**120**	**J B**	470	80	ug/Kg	☼	12/03/11 21:44	12/08/11 15:11	1
Benzene	120	U	120	5.7	ug/Kg	☼	12/03/11 21:44	12/08/11 15:11	1
Dichlorobromomethane	120	U	120	4.7	ug/Kg	☼	12/03/11 21:44	12/08/11 15:11	1
Bromoform	120	U	120	9.0	ug/Kg	☼	12/03/11 21:44	12/08/11 15:11	1
Bromomethane	120	U	120	14	ug/Kg	☼	12/03/11 21:44	12/08/11 15:11	1
2-Butanone (MEK)	470	U	470	20	ug/Kg	☼	12/03/11 21:44	12/08/11 15:11	1
Carbon disulfide	**21**	**J**	120	5.7	ug/Kg	☼	12/03/11 21:44	12/08/11 15:11	1
Carbon tetrachloride	120	U	120	3.0	ug/Kg	☼	12/03/11 21:44	12/08/11 15:11	1
Chlorobenzene	120	U	120	3.0	ug/Kg	☼	12/03/11 21:44	12/08/11 15:11	1
Chloroethane	120	U	120	29	ug/Kg	☼	12/03/11 21:44	12/08/11 15:11	1
Chloroform	120	U	120	4.2	ug/Kg	☼	12/03/11 21:44	12/08/11 15:11	1
Chloromethane	120	U	120	6.6	ug/Kg	☼	12/03/11 21:44	12/08/11 15:11	1
1,1-Dichloroethane	**600**		120	8.0	ug/Kg	☼	12/03/11 21:44	12/08/11 15:11	1
1,2-Dichloroethane	120	U	120	4.7	ug/Kg	☼	12/03/11 21:44	12/08/11 15:11	1
1,1-Dichloroethene	**59**	**J**	120	8.5	ug/Kg	☼	12/03/11 21:44	12/08/11 15:11	1
1,2-Dichloropropane	120	U	120	3.9	ug/Kg	☼	12/03/11 21:44	12/08/11 15:11	1
cis-1,3-Dichloropropene	120	U	120	3.7	ug/Kg	☼	12/03/11 21:44	12/08/11 15:11	1
trans-1,3-Dichloropropene	120	U	120	9.4	ug/Kg	☼	12/03/11 21:44	12/08/11 15:11	1
Ethylbenzene	**14**	**J B**	120	2.5	ug/Kg	☼	12/03/11 21:44	12/08/11 15:11	1
2-Hexanone	470	U	470	9.4	ug/Kg	☼	12/03/11 21:44	12/08/11 15:11	1
Methylene Chloride	**54**	**J B**	120	36	ug/Kg	☼	12/03/11 21:44	12/08/11 15:11	1
4-Methyl-2-pentanone (MIBK)	470	U	470	23	ug/Kg	☼	12/03/11 21:44	12/08/11 15:11	1
Styrene	120	U	120	2.6	ug/Kg	☼	12/03/11 21:44	12/08/11 15:11	1
1,1,2,2-Tetrachloroethane	120	U	120	4.2	ug/Kg	☼	12/03/11 21:44	12/08/11 15:11	1
Tetrachloroethene	**270**		120	5.7	ug/Kg	☼	12/03/11 21:44	12/08/11 15:11	1
Toluene	**11**	**J**	120	8.0	ug/Kg	☼	12/03/11 21:44	12/08/11 15:11	1
Trichloroethene	**120**		120	4.6	ug/Kg	☼	12/03/11 21:44	12/08/11 15:11	1
Vinyl chloride	120	U	120	8.5	ug/Kg	☼	12/03/11 21:44	12/08/11 15:11	1
Xylenes, Total	**60**	**J B**	240	3.8	ug/Kg	☼	12/03/11 21:44	12/08/11 15:11	1
1,1,1-Trichloroethane	**2600**		120	9.9	ug/Kg	☼	12/03/11 21:44	12/08/11 15:11	1
1,1,2-Trichloroethane	120	U	120	5.7	ug/Kg	☼	12/03/11 21:44	12/08/11 15:11	1
Cyclohexane	240	U	240	19	ug/Kg	☼	12/03/11 21:44	12/08/11 15:11	1
1,2-Dibromo-3-Chloropropane	240	U	240	24	ug/Kg	☼	12/03/11 21:44	12/08/11 15:11	1
Ethylene Dibromide	120	U	120	4.7	ug/Kg	☼	12/03/11 21:44	12/08/11 15:11	1
Dichlorodifluoromethane	120	U	120	7.6	ug/Kg	☼	12/03/11 21:44	12/08/11 15:11	1
cis-1,2-Dichloroethene	**320**		120	3.3	ug/Kg	☼	12/03/11 21:44	12/08/11 15:11	1
trans-1,2-Dichloroethene	**14**	**J**	120	4.3	ug/Kg	☼	12/03/11 21:44	12/08/11 15:11	1
Isopropylbenzene	120	U	120	3.1	ug/Kg	☼	12/03/11 21:44	12/08/11 15:11	1
Methyl acetate	**37**	**J**	240	12	ug/Kg	☼	12/03/11 21:44	12/08/11 15:11	1
Methyl tert-butyl ether	470	U	470	3.4	ug/Kg	☼	12/03/11 21:44	12/08/11 15:11	1
1,1,2-Trichloro-1,2,2-trifluoroethane	120	U	120	18	ug/Kg	☼	12/03/11 21:44	12/08/11 15:11	1
1,2,4-Trichlorobenzene	120	U	120	3.4	ug/Kg	☼	12/03/11 21:44	12/08/11 15:11	1
1,2-Dichlorobenzene	120	U	120	4.1	ug/Kg	☼	12/03/11 21:44	12/08/11 15:11	1
1,3-Dichlorobenzene	120	U	120	2.3	ug/Kg	☼	12/03/11 21:44	12/08/11 15:11	1
1,4-Dichlorobenzene	120	U	120	3.8	ug/Kg	☼	12/03/11 21:44	12/08/11 15:11	1
Trichlorofluoromethane	120	U	120	7.6	ug/Kg	☼	12/03/11 21:44	12/08/11 15:11	1
Chlorodibromomethane	120	U	120	5.7	ug/Kg	☼	12/03/11 21:44	12/08/11 15:11	1
Methylcyclohexane	240	U	240	5.7	ug/Kg	☼	12/03/11 21:44	12/08/11 15:11	1

Client: Conestoga-Rovers & Associates, Inc.
Project/Site: 17324-T07, RACER Former MTM

TestAmerica Job ID: 240-6361-1

Client Sample ID: S-017324-112911-TP-128
Date Collected: 11/29/11 12:20
Date Received: 11/30/11 16:31

Lab Sample ID: 240-6361-16
Matrix: Solid
Percent Solids: 93.8

Surrogate	%Recovery	Qualifier	Limits	Prepared	Analyzed	Dil Fac
1,2-Dichloroethane-d4 (Surr)	*73*		*39 - 128*	*12/03/11 21:44*	*12/08/11 15:11*	*1*
4-Bromofluorobenzene (Surr)	*68*		*26 - 141*	*12/03/11 21:44*	*12/08/11 15:11*	*1*
Toluene-d8 (Surr)	*62*		*33 - 134*	*12/03/11 21:44*	*12/08/11 15:11*	*1*
Dibromofluoromethane (Surr)	*67*		*30 - 122*	*12/03/11 21:44*	*12/08/11 15:11*	*1*

Method: 8270C - Semivolatile Organic Compounds (GC/MS)

Analyte	Result	Qualifier	RL	MDL	Unit	D	Prepared	Analyzed	Dil Fac
1,1'-Biphenyl	2700	U	2700	1400	ug/Kg	☼	12/03/11 10:29	12/07/11 20:02	50
2,2'-oxybis[1-chloropropane]	5300	U	5300	510	ug/Kg	☼	12/03/11 10:29	12/07/11 20:02	50
2,4,5-Trichlorophenol	8000	U	8000	1300	ug/Kg	☼	12/03/11 10:29	12/07/11 20:02	50
2,4,6-Trichlorophenol	8000	U	8000	4300	ug/Kg	☼	12/03/11 10:29	12/07/11 20:02	50
2,4-Dichlorophenol	8000	U	8000	1100	ug/Kg	☼	12/03/11 10:29	12/07/11 20:02	50
2,4-Dimethylphenol	8000	U	8000	1100	ug/Kg	☼	12/03/11 10:29	12/07/11 20:02	50
2,4-Dinitrophenol	18000	U	18000	4300	ug/Kg	☼	12/03/11 10:29	12/07/11 20:02	50
2,4-Dinitrotoluene	11000	U	11000	1400	ug/Kg	☼	12/03/11 10:29	12/07/11 20:02	50
2,6-Dinitrotoluene	11000	U	11000	1100	ug/Kg	☼	12/03/11 10:29	12/07/11 20:02	50
2-Chloronaphthalene	2700	U	2700	180	ug/Kg	☼	12/03/11 10:29	12/07/11 20:02	50
2-Chlorophenol	2700	U	2700	1400	ug/Kg	☼	12/03/11 10:29	12/07/11 20:02	50
2-Methylnaphthalene	350	U	350	180	ug/Kg	☼	12/03/11 10:29	12/07/11 20:02	50
2-Methylphenol	11000	U	11000	4300	ug/Kg	☼	12/03/11 10:29	12/07/11 20:02	50
2-Nitroaniline	11000	U	11000	480	ug/Kg	☼	12/03/11 10:29	12/07/11 20:02	50
2-Nitrophenol	2700	U	2700	1400	ug/Kg	☼	12/03/11 10:29	12/07/11 20:02	50
3,3'-Dichlorobenzidine	5300	U	5300	960	ug/Kg	☼	12/03/11 10:29	12/07/11 20:02	50
3-Nitroaniline	11000	U	11000	850	ug/Kg	☼	12/03/11 10:29	12/07/11 20:02	50
4,6-Dinitro-2-methylphenol	8000	U	8000	4300	ug/Kg	☼	12/03/11 10:29	12/07/11 20:02	50
4-Bromophenyl phenyl ether	2700	U	2700	690	ug/Kg	☼	12/03/11 10:29	12/07/11 20:02	50
4-Chloro-3-methylphenol	8000	U	8000	1100	ug/Kg	☼	12/03/11 10:29	12/07/11 20:02	50
4-Chloroaniline	8000	U	8000	900	ug/Kg	☼	12/03/11 10:29	12/07/11 20:02	50
4-Chlorophenyl phenyl ether	2700	U	2700	690	ug/Kg	☼	12/03/11 10:29	12/07/11 20:02	50
4-Nitroaniline	11000	U	11000	1400	ug/Kg	☼	12/03/11 10:29	12/07/11 20:02	50
4-Nitrophenol	18000	U	18000	4300	ug/Kg	☼	12/03/11 10:29	12/07/11 20:02	50
Acenaphthene	350	U	350	180	ug/Kg	☼	12/03/11 10:29	12/07/11 20:02	50
Acenaphthylene	350	U	350	180	ug/Kg	☼	12/03/11 10:29	12/07/11 20:02	50
Acetophenone	5300	U	5300	490	ug/Kg	☼	12/03/11 10:29	12/07/11 20:02	50
Anthracene	350	U	350	180	ug/Kg	☼	12/03/11 10:29	12/07/11 20:02	50
Atrazine	11000	U	11000	480	ug/Kg	☼	12/03/11 10:29	12/07/11 20:02	50
Benzaldehyde	5300	U	5300	640	ug/Kg	☼	12/03/11 10:29	12/07/11 20:02	50
Benzo[a]anthracene	350	U	350	180	ug/Kg	☼	12/03/11 10:29	12/07/11 20:02	50
Benzo[a]pyrene	350	U	350	180	ug/Kg	☼	12/03/11 10:29	12/07/11 20:02	50
Benzo[b]fluoranthene	350	U	350	180	ug/Kg	☼	12/03/11 10:29	12/07/11 20:02	50
Benzo[g,h,i]perylene	350	U	350	180	ug/Kg	☼	12/03/11 10:29	12/07/11 20:02	50
Benzo[k]fluoranthene	350	U	350	180	ug/Kg	☼	12/03/11 10:29	12/07/11 20:02	50
Bis(2-chloroethoxy)methane	5300	U	5300	1200	ug/Kg	☼	12/03/11 10:29	12/07/11 20:02	50
Bis(2-chloroethyl)ether	5300	U	5300	110	ug/Kg	☼	12/03/11 10:29	12/07/11 20:02	50
Bis(2-ethylhexyl) phthalate	2700	U	2700	1000	ug/Kg	☼	12/03/11 10:29	12/07/11 20:02	50
Butyl benzyl phthalate	2700	U	2700	530	ug/Kg	☼	12/03/11 10:29	12/07/11 20:02	50
Caprolactam	18000	U	18000	2000	ug/Kg	☼	12/03/11 10:29	12/07/11 20:02	50
Carbazole	2700	U	2700	1400	ug/Kg	☼	12/03/11 10:29	12/07/11 20:02	50
Chrysene	350	U	350	59	ug/Kg	☼	12/03/11 10:29	12/07/11 20:02	50
Dibenz(a,h)anthracene	350	U	350	180	ug/Kg	☼	12/03/11 10:29	12/07/11 20:02	50
Dibenzofuran	2700	U	2700	180	ug/Kg	☼	12/03/11 10:29	12/07/11 20:02	50

Client Sample ID: S-017324-112911-TP-128
Date Collected: 11/29/11 12:20
Date Received: 11/30/11 16:31

Lab Sample ID: 240-6361-16
Matrix: Solid
Percent Solids: 93.8

Method: 8270C - Semivolatile Organic Compounds (GC/MS) (Continued)

Analyte	Result	Qualifier	RL	MDL	Unit	D	Prepared	Analyzed	Dil Fac
Diethyl phthalate	2700	U	2700	850	ug/Kg	☼	12/03/11 10:29	12/07/11 20:02	50
Dimethyl phthalate	2700	U	2700	900	ug/Kg	☼	12/03/11 10:29	12/07/11 20:02	50
Di-n-butyl phthalate	2700	U	2700	800	ug/Kg	☼	12/03/11 10:29	12/07/11 20:02	50
Di-n-octyl phthalate	2700	U	2700	1400	ug/Kg	☼	12/03/11 10:29	12/07/11 20:02	50
Fluoranthene	350	U	350	180	ug/Kg	☼	12/03/11 10:29	12/07/11 20:02	50
Fluorene	350	U	350	180	ug/Kg	☼	12/03/11 10:29	12/07/11 20:02	50
Hexachlorobenzene	350	U	350	110	ug/Kg	☼	12/03/11 10:29	12/07/11 20:02	50
Hexachlorobutadiene	2700	U	2700	1400	ug/Kg	☼	12/03/11 10:29	12/07/11 20:02	50
Hexachlorocyclopentadiene	18000	U	18000	1400	ug/Kg	☼	12/03/11 10:29	12/07/11 20:02	50
Hexachloroethane	2700	U	2700	480	ug/Kg	☼	12/03/11 10:29	12/07/11 20:02	50
Indeno[1,2,3-cd]pyrene	350	U	350	180	ug/Kg	☼	12/03/11 10:29	12/07/11 20:02	50
Isophorone	2700	U	2700	690	ug/Kg	☼	12/03/11 10:29	12/07/11 20:02	50
Naphthalene	350	U	350	180	ug/Kg	☼	12/03/11 10:29	12/07/11 20:02	50
Nitrobenzene	5300	U	5300	120	ug/Kg	☼	12/03/11 10:29	12/07/11 20:02	50
N-Nitrosodi-n-propylamine	2700	U	2700	1400	ug/Kg	☼	12/03/11 10:29	12/07/11 20:02	50
N-Nitrosodiphenylamine	2700	U	2700	1100	ug/Kg	☼	12/03/11 10:29	12/07/11 20:02	50
Pentachlorophenol	8000	U	8000	4300	ug/Kg	☼	12/03/11 10:29	12/07/11 20:02	50
Phenol	2700	U	2700	1400	ug/Kg	☼	12/03/11 10:29	12/07/11 20:02	50
Phenanthrene	350	U	350	180	ug/Kg	☼	12/03/11 10:29	12/07/11 20:02	50
Pyrene	350	U	350	180	ug/Kg	☼	12/03/11 10:29	12/07/11 20:02	50
3 & 4 Methylphenol	21000	U	21000	1100	ug/Kg	☼	12/03/11 10:29	12/07/11 20:02	50

Surrogate	*%Recovery*	*Qualifier*	*Limits*	*Prepared*	*Analyzed*	*Dil Fac*
2-Fluorobiphenyl (Surr)	*65*		*34 - 110*	*12/03/11 10:29*	*12/07/11 20:02*	*50*
2-Fluorophenol (Surr)	*68*		*26 - 110*	*12/03/11 10:29*	*12/07/11 20:02*	*50*
2,4,6-Tribromophenol (Surr)	*0*	*X*	*10 - 118*	*12/03/11 10:29*	*12/07/11 20:02*	*50*
Nitrobenzene-d5 (Surr)	*0*	*X*	*24 - 112*	*12/03/11 10:29*	*12/07/11 20:02*	*50*
Phenol-d5 (Surr)	*52*		*28 - 110*	*12/03/11 10:29*	*12/07/11 20:02*	*50*
Terphenyl-d14 (Surr)	*89*		*41 - 119*	*12/03/11 10:29*	*12/07/11 20:02*	*50*

Method: 6010B - Metals (ICP)

Analyte	Result	Qualifier	RL	MDL	Unit	D	Prepared	Analyzed	Dil Fac
Aluminum	**1300**		18	8.7	mg/Kg	☼	12/02/11 10:39	12/05/11 17:33	1
Antimony	0.90	U	0.90	0.35	mg/Kg	☼	12/02/11 10:39	12/05/11 17:33	1
Barium	**15**	**J B**	18	0.064	mg/Kg	☼	12/02/11 10:39	12/05/11 17:33	1
Beryllium	**0.049**	**J**	0.45	0.039	mg/Kg	☼	12/02/11 10:39	12/05/11 17:33	1
Calcium	**43000**	**B**	450	14	mg/Kg	☼	12/02/11 10:39	12/05/11 17:33	1
Cadmium	**0.21**		0.18	0.033	mg/Kg	☼	12/02/11 10:39	12/05/11 17:33	1
Cobalt	**2.0**	**J**	4.5	0.14	mg/Kg	☼	12/02/11 10:39	12/05/11 17:33	1
Chromium	**4.4**		0.45	0.18	mg/Kg	☼	12/02/11 10:39	12/05/11 17:33	1
Copper	**9.1**		2.3	0.67	mg/Kg	☼	12/02/11 10:39	12/05/11 17:33	1
Iron	**5600**		9.0	4.4	mg/Kg	☼	12/02/11 10:39	12/05/11 17:33	1
Potassium	**310**	**J B**	450	5.6	mg/Kg	☼	12/02/11 10:39	12/05/11 17:33	1
Magnesium	**49000**	**B**	450	4.6	mg/Kg	☼	12/02/11 10:39	12/05/11 17:33	1
Manganese	**290**	**B**	1.4	0.067	mg/Kg	☼	12/02/11 10:39	12/05/11 17:33	1
Silver	0.45	U	0.45	0.090	mg/Kg	☼	12/02/11 10:39	12/05/11 17:33	1
Sodium	**100**	**J**	450	60	mg/Kg	☼	12/02/11 10:39	12/05/11 17:33	1
Nickel	**6.4**		3.6	0.24	mg/Kg	☼	12/02/11 10:39	12/05/11 17:33	1
Vanadium	**6.4**		4.5	0.11	mg/Kg	☼	12/02/11 10:39	12/05/11 17:33	1
Zinc	**29**		1.8	0.90	mg/Kg	☼	12/02/11 10:39	12/05/11 17:33	1
Arsenic	**4.4**		0.90	0.27	mg/Kg	☼	12/02/11 10:39	12/05/11 17:33	1

Client: Conestoga-Rovers & Associates, Inc.
Project/Site: 17324-T07, RACER Former MTM

TestAmerica Job ID: 240-6361-1

Client Sample ID: S-017324-112911-TP-128
Date Collected: 11/29/11 12:20
Date Received: 11/30/11 16:31

Lab Sample ID: 240-6361-16
Matrix: Solid
Percent Solids: 93.8

Method: 6010B - Metals (ICP) (Continued)

Analyte	Result	Qualifier	RL	MDL	Unit	D	Prepared	Analyzed	Dil Fac
Lead	6.2		0.27	0.17	mg/Kg	☼	12/02/11 10:39	12/05/11 17:33	1
Selenium	0.45	U	0.45	0.41	mg/Kg	☼	12/02/11 10:39	12/05/11 17:33	1
Thallium	0.87	J	0.90	0.50	mg/Kg	☼	12/02/11 10:39	12/05/11 17:33	1

Method: 7471A - Mercury (CVAA)

Analyte	Result	Qualifier	RL	MDL	Unit	D	Prepared	Analyzed	Dil Fac
Mercury	0.061	U	0.061	0.0091	mg/Kg	☼	12/02/11 13:40	12/06/11 09:02	1

Client: Conestoga-Rovers & Associates, Inc.
Project/Site: 17324-T07, RACER Former MTM

TestAmerica Job ID: 240-6361-1

Client Sample ID: S-017324-112911-TP-129
Date Collected: 11/29/11 12:40
Date Received: 11/30/11 16:31

Lab Sample ID: 240-6361-17
Matrix: Solid
Percent Solids: 89.7

Method: 8260B - Volatile Organic Compounds (GC/MS)

Analyte	Result	Qualifier	RL	MDL	Unit	D	Prepared	Analyzed	Dil Fac
Acetone	**2100**	**J B**	9400	1600	ug/Kg	☼	12/03/11 21:44	12/08/11 16:15	33.333
Benzene	2400	U	2400	110	ug/Kg	☼	12/03/11 21:44	12/08/11 16:15	33.333
Dichlorobromomethane	2400	U	2400	94	ug/Kg	☼	12/03/11 21:44	12/08/11 16:15	33.333
Bromoform	2400	U	2400	180	ug/Kg	☼	12/03/11 21:44	12/08/11 16:15	33.333
Bromomethane	2400	U	2400	270	ug/Kg	☼	12/03/11 21:44	12/08/11 16:15	33.333
2-Butanone (MEK)	9400	U	9400	410	ug/Kg	☼	12/03/11 21:44	12/08/11 16:15	33.333
Carbon disulfide	2400	U	2400	110	ug/Kg	☼	12/03/11 21:44	12/08/11 16:15	33.333
Carbon tetrachloride	2400	U	2400	60	ug/Kg	☼	12/03/11 21:44	12/08/11 16:15	33.333
Chlorobenzene	2400	U	2400	60	ug/Kg	☼	12/03/11 21:44	12/08/11 16:15	33.333
Chloroethane	2400	U	2400	580	ug/Kg	☼	12/03/11 21:44	12/08/11 16:15	33.333
Chloroform	2400	U	2400	83	ug/Kg	☼	12/03/11 21:44	12/08/11 16:15	33.333
Chloromethane	2400	U	2400	130	ug/Kg	☼	12/03/11 21:44	12/08/11 16:15	33.333
1,1-Dichloroethane	**35000**		2400	160	ug/Kg	☼	12/03/11 21:44	12/08/11 16:15	33.333
1,2-Dichloroethane	2400	U	2400	94	ug/Kg	☼	12/03/11 21:44	12/08/11 16:15	33.333
1,1-Dichloroethene	2400	U	2400	170	ug/Kg	☼	12/03/11 21:44	12/08/11 16:15	33.333
1,2-Dichloropropane	2400	U	2400	77	ug/Kg	☼	12/03/11 21:44	12/08/11 16:15	33.333
cis-1,3-Dichloropropene	2400	U	2400	75	ug/Kg	☼	12/03/11 21:44	12/08/11 16:15	33.333
trans-1,3-Dichloropropene	2400	U	2400	190	ug/Kg	☼	12/03/11 21:44	12/08/11 16:15	33.333
Ethylbenzene	2400	U	2400	51	ug/Kg	☼	12/03/11 21:44	12/08/11 16:15	33.333
2-Hexanone	9400	U	9400	190	ug/Kg	☼	12/03/11 21:44	12/08/11 16:15	33.333
Methylene Chloride	**930**	**J B**	2400	730	ug/Kg	☼	12/03/11 21:44	12/08/11 16:15	33.333
4-Methyl-2-pentanone (MIBK)	9400	U	9400	450	ug/Kg	☼	12/03/11 21:44	12/08/11 16:15	33.333
Styrene	2400	U	2400	53	ug/Kg	☼	12/03/11 21:44	12/08/11 16:15	33.333
1,1,2,2-Tetrachloroethane	2400	U	2400	84	ug/Kg	☼	12/03/11 21:44	12/08/11 16:15	33.333
Tetrachloroethene	2400	U	2400	110	ug/Kg	☼	12/03/11 21:44	12/08/11 16:15	33.333
Toluene	2400	U	2400	160	ug/Kg	☼	12/03/11 21:44	12/08/11 16:15	33.333
Trichloroethene	2400	U	2400	92	ug/Kg	☼	12/03/11 21:44	12/08/11 16:15	33.333
Vinyl chloride	2400	U	2400	170	ug/Kg	☼	12/03/11 21:44	12/08/11 16:15	33.333
Xylenes, Total	4700	U	4700	77	ug/Kg	☼	12/03/11 21:44	12/08/11 16:15	33.333
1,1,1-Trichloroethane	**350**	**J**	2400	200	ug/Kg	☼	12/03/11 21:44	12/08/11 16:15	33.333
1,1,2-Trichloroethane	2400	U	2400	110	ug/Kg	☼	12/03/11 21:44	12/08/11 16:15	33.333
Cyclohexane	4700	U	4700	380	ug/Kg	☼	12/03/11 21:44	12/08/11 16:15	33.333
1,2-Dibromo-3-Chloropropane	4700	U	4700	470	ug/Kg	☼	12/03/11 21:44	12/08/11 16:15	33.333
Ethylene Dibromide	2400	U	2400	94	ug/Kg	☼	12/03/11 21:44	12/08/11 16:15	33.333
Dichlorodifluoromethane	2400	U	2400	150	ug/Kg	☼	12/03/11 21:44	12/08/11 16:15	33.333
cis-1,2-Dichloroethene	2400	U	2400	65	ug/Kg	☼	12/03/11 21:44	12/08/11 16:15	33.333
trans-1,2-Dichloroethene	2400	U	2400	87	ug/Kg	☼	12/03/11 21:44	12/08/11 16:15	33.333
Isopropylbenzene	2400	U	2400	61	ug/Kg	☼	12/03/11 21:44	12/08/11 16:15	33.333
Methyl acetate	4700	U	4700	240	ug/Kg	☼	12/03/11 21:44	12/08/11 16:15	33.333
Methyl tert-butyl ether	9400	U	9400	67	ug/Kg	☼	12/03/11 21:44	12/08/11 16:15	33.333
1,1,2-Trichloro-1,2,2-trifluoroethane	2400	U	2400	370	ug/Kg	☼	12/03/11 21:44	12/08/11 16:15	33.333
1,2,4-Trichlorobenzene	2400	U	2400	69	ug/Kg	☼	12/03/11 21:44	12/08/11 16:15	33.333
1,2-Dichlorobenzene	2400	U	2400	81	ug/Kg	☼	12/03/11 21:44	12/08/11 16:15	33.333
1,3-Dichlorobenzene	2400	U	2400	45	ug/Kg	☼	12/03/11 21:44	12/08/11 16:15	33.333
1,4-Dichlorobenzene	2400	U	2400	76	ug/Kg	☼	12/03/11 21:44	12/08/11 16:15	33.333
Trichlorofluoromethane	2400	U	2400	150	ug/Kg	☼	12/03/11 21:44	12/08/11 16:15	33.333
Chlorodibromomethane	2400	U	2400	110	ug/Kg	☼	12/03/11 21:44	12/08/11 16:15	33.333
Methylcyclohexane	4700	U	4700	110	ug/Kg	☼	12/03/11 21:44	12/08/11 16:15	33.333

Client: Conestoga-Rovers & Associates, Inc.
Project/Site: 17324-T07, RACER Former MTM

TestAmerica Job ID: 240-6361-1

Client Sample ID: S-017324-112911-TP-129
Date Collected: 11/29/11 12:40
Date Received: 11/30/11 16:31

Lab Sample ID: 240-6361-17
Matrix: Solid
Percent Solids: 89.7

Surrogate	%Recovery	Qualifier	Limits	Prepared	Analyzed	Dil Fac
1,2-Dichloroethane-d4 (Surr)	*52*		*39 - 128*	*12/03/11 21:44*	*12/08/11 16:15*	*33.333*
4-Bromofluorobenzene (Surr)	*45*		*26 - 141*	*12/03/11 21:44*	*12/08/11 16:15*	*33.333*
Toluene-d8 (Surr)	*57*		*33 - 134*	*12/03/11 21:44*	*12/08/11 16:15*	*33.333*
Dibromofluoromethane (Surr)	*75*		*30 - 122*	*12/03/11 21:44*	*12/08/11 16:15*	*33.333*

Method: 8270C - Semivolatile Organic Compounds (GC/MS)

Analyte	Result	Qualifier	RL	MDL	Unit	D	Prepared	Analyzed	Dil Fac
1,1'-Biphenyl	220	U	220	120	ug/Kg	☼	12/03/11 10:29	12/07/11 20:20	4
2,2'-oxybis[1-chloropropane]	440	U	440	42	ug/Kg	☼	12/03/11 10:29	12/07/11 20:20	4
2,4,5-Trichlorophenol	670	U	670	110	ug/Kg	☼	12/03/11 10:29	12/07/11 20:20	4
2,4,6-Trichlorophenol	670	U	670	360	ug/Kg	☼	12/03/11 10:29	12/07/11 20:20	4
2,4-Dichlorophenol	670	U	670	89	ug/Kg	☼	12/03/11 10:29	12/07/11 20:20	4
2,4-Dimethylphenol	670	U	670	89	ug/Kg	☼	12/03/11 10:29	12/07/11 20:20	4
2,4-Dinitrophenol	1500	U	1500	360	ug/Kg	☼	12/03/11 10:29	12/07/11 20:20	4
2,4-Dinitrotoluene	890	U	890	120	ug/Kg	☼	12/03/11 10:29	12/07/11 20:20	4
2,6-Dinitrotoluene	890	U	890	93	ug/Kg	☼	12/03/11 10:29	12/07/11 20:20	4
2-Chloronaphthalene	220	U	220	15	ug/Kg	☼	12/03/11 10:29	12/07/11 20:20	4
2-Chlorophenol	220	U	220	120	ug/Kg	☼	12/03/11 10:29	12/07/11 20:20	4
2-Methylnaphthalene	30	U	30	15	ug/Kg	☼	12/03/11 10:29	12/07/11 20:20	4
2-Methylphenol	890	U	890	360	ug/Kg	☼	12/03/11 10:29	12/07/11 20:20	4
2-Nitroaniline	890	U	890	40	ug/Kg	☼	12/03/11 10:29	12/07/11 20:20	4
2-Nitrophenol	220	U	220	120	ug/Kg	☼	12/03/11 10:29	12/07/11 20:20	4
3,3'-Dichlorobenzidine	440	U	440	80	ug/Kg	☼	12/03/11 10:29	12/07/11 20:20	4
3-Nitroaniline	890	U	890	71	ug/Kg	☼	12/03/11 10:29	12/07/11 20:20	4
4,6-Dinitro-2-methylphenol	670	U	670	360	ug/Kg	☼	12/03/11 10:29	12/07/11 20:20	4
4-Bromophenyl phenyl ether	220	U	220	58	ug/Kg	☼	12/03/11 10:29	12/07/11 20:20	4
4-Chloro-3-methylphenol	670	U	670	93	ug/Kg	☼	12/03/11 10:29	12/07/11 20:20	4
4-Chloroaniline	670	U	670	76	ug/Kg	☼	12/03/11 10:29	12/07/11 20:20	4
4-Chlorophenyl phenyl ether	220	U	220	58	ug/Kg	☼	12/03/11 10:29	12/07/11 20:20	4
4-Nitroaniline	890	U	890	120	ug/Kg	☼	12/03/11 10:29	12/07/11 20:20	4
4-Nitrophenol	1500	U	1500	360	ug/Kg	☼	12/03/11 10:29	12/07/11 20:20	4
Acenaphthene	30	U	30	15	ug/Kg	☼	12/03/11 10:29	12/07/11 20:20	4
Acenaphthylene	30	U	30	15	ug/Kg	☼	12/03/11 10:29	12/07/11 20:20	4
Acetophenone	440	U	440	41	ug/Kg	☼	12/03/11 10:29	12/07/11 20:20	4
Anthracene	30	U	30	15	ug/Kg	☼	12/03/11 10:29	12/07/11 20:20	4
Atrazine	890	U	890	40	ug/Kg	☼	12/03/11 10:29	12/07/11 20:20	4
Benzaldehyde	440	U	440	53	ug/Kg	☼	12/03/11 10:29	12/07/11 20:20	4
Benzo[a]anthracene	30	U	30	15	ug/Kg	☼	12/03/11 10:29	12/07/11 20:20	4
Benzo[a]pyrene	30	U	30	15	ug/Kg	☼	12/03/11 10:29	12/07/11 20:20	4
Benzo[b]fluoranthene	30	U	30	15	ug/Kg	☼	12/03/11 10:29	12/07/11 20:20	4
Benzo[g,h,i]perylene	30	U	30	15	ug/Kg	☼	12/03/11 10:29	12/07/11 20:20	4
Benzo[k]fluoranthene	30	U	30	15	ug/Kg	☼	12/03/11 10:29	12/07/11 20:20	4
Bis(2-chloroethoxy)methane	440	U	440	98	ug/Kg	☼	12/03/11 10:29	12/07/11 20:20	4
Bis(2-chloroethyl)ether	440	U	440	8.9	ug/Kg	☼	12/03/11 10:29	12/07/11 20:20	4
Bis(2-ethylhexyl) phthalate	220	U	220	84	ug/Kg	☼	12/03/11 10:29	12/07/11 20:20	4
Butyl benzyl phthalate	220	U	220	44	ug/Kg	☼	12/03/11 10:29	12/07/11 20:20	4
Caprolactam	1500	U	1500	160	ug/Kg	☼	12/03/11 10:29	12/07/11 20:20	4
Carbazole	220	U	220	120	ug/Kg	☼	12/03/11 10:29	12/07/11 20:20	4
Chrysene	30	U	30	4.9	ug/Kg	☼	12/03/11 10:29	12/07/11 20:20	4
Dibenz(a,h)anthracene	30	U	30	15	ug/Kg	☼	12/03/11 10:29	12/07/11 20:20	4
Dibenzofuran	220	U	220	15	ug/Kg	☼	12/03/11 10:29	12/07/11 20:20	4

Client Sample ID: S-017324-112911-TP-129
Date Collected: 11/29/11 12:40
Date Received: 11/30/11 16:31

Lab Sample ID: 240-6361-17
Matrix: Solid
Percent Solids: 89.7

Method: 8270C - Semivolatile Organic Compounds (GC/MS) (Continued)

Analyte	Result	Qualifier	RL	MDL	Unit	D	Prepared	Analyzed	Dil Fac
Diethyl phthalate	220	U	220	71	ug/Kg	☼	12/03/11 10:29	12/07/11 20:20	4
Dimethyl phthalate	220	U	220	76	ug/Kg	☼	12/03/11 10:29	12/07/11 20:20	4
Di-n-butyl phthalate	220	U	220	67	ug/Kg	☼	12/03/11 10:29	12/07/11 20:20	4
Di-n-octyl phthalate	220	U	220	120	ug/Kg	☼	12/03/11 10:29	12/07/11 20:20	4
Fluoranthene	30	U	30	15	ug/Kg	☼	12/03/11 10:29	12/07/11 20:20	4
Fluorene	30	U	30	15	ug/Kg	☼	12/03/11 10:29	12/07/11 20:20	4
Hexachlorobenzene	30	U	30	9.3	ug/Kg	☼	12/03/11 10:29	12/07/11 20:20	4
Hexachlorobutadiene	220	U	220	120	ug/Kg	☼	12/03/11 10:29	12/07/11 20:20	4
Hexachlorocyclopentadiene	1500	U	1500	120	ug/Kg	☼	12/03/11 10:29	12/07/11 20:20	4
Hexachloroethane	220	U	220	40	ug/Kg	☼	12/03/11 10:29	12/07/11 20:20	4
Indeno[1,2,3-cd]pyrene	30	U	30	15	ug/Kg	☼	12/03/11 10:29	12/07/11 20:20	4
Isophorone	220	U	220	58	ug/Kg	☼	12/03/11 10:29	12/07/11 20:20	4
Naphthalene	30	U	30	15	ug/Kg	☼	12/03/11 10:29	12/07/11 20:20	4
Nitrobenzene	440	U	440	9.8	ug/Kg	☼	12/03/11 10:29	12/07/11 20:20	4
N-Nitrosodi-n-propylamine	220	U	220	120	ug/Kg	☼	12/03/11 10:29	12/07/11 20:20	4
N-Nitrosodiphenylamine	220	U	220	93	ug/Kg	☼	12/03/11 10:29	12/07/11 20:20	4
Pentachlorophenol	670	U	670	360	ug/Kg	☼	12/03/11 10:29	12/07/11 20:20	4
Phenol	220	U	220	120	ug/Kg	☼	12/03/11 10:29	12/07/11 20:20	4
Phenanthrene	**26**	**J**	30	15	ug/Kg	☼	12/03/11 10:29	12/07/11 20:20	4
Pyrene	30	U	30	15	ug/Kg	☼	12/03/11 10:29	12/07/11 20:20	4
3 & 4 Methylphenol	1800	U	1800	89	ug/Kg	☼	12/03/11 10:29	12/07/11 20:20	4

Surrogate	*%Recovery*	*Qualifier*	*Limits*	*Prepared*	*Analyzed*	*Dil Fac*
2-Fluorobiphenyl (Surr)	*47*		*34 - 110*	*12/03/11 10:29*	*12/07/11 20:20*	*4*
2-Fluorophenol (Surr)	*50*		*26 - 110*	*12/03/11 10:29*	*12/07/11 20:20*	*4*
2,4,6-Tribromophenol (Surr)	*18*		*10 - 118*	*12/03/11 10:29*	*12/07/11 20:20*	*4*
Nitrobenzene-d5 (Surr)	*46*		*24 - 112*	*12/03/11 10:29*	*12/07/11 20:20*	*4*
Phenol-d5 (Surr)	*41*		*28 - 110*	*12/03/11 10:29*	*12/07/11 20:20*	*4*
Terphenyl-d14 (Surr)	*61*		*41 - 119*	*12/03/11 10:29*	*12/07/11 20:20*	*4*

Method: 6010B - Metals (ICP)

Analyte	Result	Qualifier	RL	MDL	Unit	D	Prepared	Analyzed	Dil Fac
Aluminum	**3900**		19	9.1	mg/Kg	☼	12/02/11 10:39	12/05/11 17:39	1
Antimony	0.94	U	0.94	0.37	mg/Kg	☼	12/02/11 10:39	12/05/11 17:39	1
Barium	**26**	**B**	19	0.067	mg/Kg	☼	12/02/11 10:39	12/05/11 17:39	1
Beryllium	**0.15**	**J**	0.47	0.041	mg/Kg	☼	12/02/11 10:39	12/05/11 17:39	1
Calcium	**44000**	**B**	470	15	mg/Kg	☼	12/02/11 10:39	12/05/11 17:39	1
Cadmium	**0.28**		0.19	0.034	mg/Kg	☼	12/02/11 10:39	12/05/11 17:39	1
Cobalt	**4.8**		4.7	0.15	mg/Kg	☼	12/02/11 10:39	12/05/11 17:39	1
Chromium	**7.6**		0.47	0.19	mg/Kg	☼	12/02/11 10:39	12/05/11 17:39	1
Copper	**13**		2.4	0.70	mg/Kg	☼	12/02/11 10:39	12/05/11 17:39	1
Iron	**11000**		9.4	4.6	mg/Kg	☼	12/02/11 10:39	12/05/11 17:39	1
Potassium	**960**	**B**	470	5.9	mg/Kg	☼	12/02/11 10:39	12/05/11 17:39	1
Magnesium	**43000**	**B**	470	4.8	mg/Kg	☼	12/02/11 10:39	12/05/11 17:39	1
Manganese	**250**	**B**	1.4	0.070	mg/Kg	☼	12/02/11 10:39	12/05/11 17:39	1
Silver	0.47	U	0.47	0.094	mg/Kg	☼	12/02/11 10:39	12/05/11 17:39	1
Sodium	**170**	**J**	470	62	mg/Kg	☼	12/02/11 10:39	12/05/11 17:39	1
Nickel	**14**		3.8	0.26	mg/Kg	☼	12/02/11 10:39	12/05/11 17:39	1
Vanadium	**12**		4.7	0.11	mg/Kg	☼	12/02/11 10:39	12/05/11 17:39	1
Zinc	**38**		1.9	0.94	mg/Kg	☼	12/02/11 10:39	12/05/11 17:39	1
Arsenic	**4.6**		0.94	0.28	mg/Kg	☼	12/02/11 10:39	12/05/11 17:39	1

Client: Conestoga-Rovers & Associates, Inc.
Project/Site: 17324-T07, RACER Former MTM

TestAmerica Job ID: 240-6361-1

Client Sample ID: S-017324-112911-TP-129
Date Collected: 11/29/11 12:40
Date Received: 11/30/11 16:31

Lab Sample ID: 240-6361-17
Matrix: Solid
Percent Solids: 89.7

Method: 6010B - Metals (ICP) (Continued)

Analyte	Result	Qualifier	RL	MDL	Unit	D	Prepared	Analyzed	Dil Fac
Lead	**5.7**		0.28	0.18	mg/Kg	☼	12/02/11 10:39	12/05/11 17:39	1
Selenium	0.47	U	0.47	0.43	mg/Kg	☼	12/02/11 10:39	12/05/11 17:39	1
Thallium	**0.72**	**J**	0.94	0.52	mg/Kg	☼	12/02/11 10:39	12/05/11 17:39	1

Method: 7471A - Mercury (CVAA)

Analyte	Result	Qualifier	RL	MDL	Unit	D	Prepared	Analyzed	Dil Fac
Mercury	**0.015**	**J**	0.082	0.012	mg/Kg	☼	12/02/11 13:40	12/06/11 09:03	1

Client: Conestoga-Rovers & Associates, Inc.
Project/Site: 17324-T07, RACER Former MTM

TestAmerica Job ID: 240-6361-1

Client Sample ID: S-017324-112911-TP-130
Date Collected: 11/29/11 14:00
Date Received: 11/30/11 16:31

Lab Sample ID: 240-6361-18
Matrix: Solid
Percent Solids: 87.8

Method: 8260B - Volatile Organic Compounds (GC/MS)

Analyte	Result	Qualifier	RL	MDL	Unit	D	Prepared	Analyzed	Dil Fac
Acetone	**110**	**J B**	500	86	ug/Kg	☼	12/03/11 21:44	12/08/11 15:32	1
Benzene	130	U	130	6.1	ug/Kg	☼	12/03/11 21:44	12/08/11 15:32	1
Dichlorobromomethane	130	U	130	5.0	ug/Kg	☼	12/03/11 21:44	12/08/11 15:32	1
Bromoform	130	U	130	9.6	ug/Kg	☼	12/03/11 21:44	12/08/11 15:32	1
Bromomethane	130	U	130	15	ug/Kg	☼	12/03/11 21:44	12/08/11 15:32	1
2-Butanone (MEK)	**39**	**J**	500	22	ug/Kg	☼	12/03/11 21:44	12/08/11 15:32	1
Carbon disulfide	**24**	**J**	130	6.1	ug/Kg	☼	12/03/11 21:44	12/08/11 15:32	1
Carbon tetrachloride	130	U	130	3.2	ug/Kg	☼	12/03/11 21:44	12/08/11 15:32	1
Chlorobenzene	130	U	130	3.2	ug/Kg	☼	12/03/11 21:44	12/08/11 15:32	1
Chloroethane	**56**	**J**	130	31	ug/Kg	☼	12/03/11 21:44	12/08/11 15:32	1
Chloroform	130	U	130	4.4	ug/Kg	☼	12/03/11 21:44	12/08/11 15:32	1
Chloromethane	130	U	130	7.1	ug/Kg	☼	12/03/11 21:44	12/08/11 15:32	1
1,1-Dichloroethane	**1400**		130	8.6	ug/Kg	☼	12/03/11 21:44	12/08/11 15:32	1
1,2-Dichloroethane	130	U	130	5.0	ug/Kg	☼	12/03/11 21:44	12/08/11 15:32	1
1,1-Dichloroethene	**40**	**J**	130	9.1	ug/Kg	☼	12/03/11 21:44	12/08/11 15:32	1
1,2-Dichloropropane	130	U	130	4.1	ug/Kg	☼	12/03/11 21:44	12/08/11 15:32	1
cis-1,3-Dichloropropene	130	U	130	4.0	ug/Kg	☼	12/03/11 21:44	12/08/11 15:32	1
trans-1,3-Dichloropropene	130	U	130	10	ug/Kg	☼	12/03/11 21:44	12/08/11 15:32	1
Ethylbenzene	130	U	130	2.7	ug/Kg	☼	12/03/11 21:44	12/08/11 15:32	1
2-Hexanone	500	U	500	10	ug/Kg	☼	12/03/11 21:44	12/08/11 15:32	1
Methylene Chloride	130	U	130	39	ug/Kg	☼	12/03/11 21:44	12/08/11 15:32	1
4-Methyl-2-pentanone (MIBK)	500	U	500	24	ug/Kg	☼	12/03/11 21:44	12/08/11 15:32	1
Styrene	130	U	130	2.8	ug/Kg	☼	12/03/11 21:44	12/08/11 15:32	1
1,1,2,2-Tetrachloroethane	130	U	130	4.5	ug/Kg	☼	12/03/11 21:44	12/08/11 15:32	1
Tetrachloroethene	**70**	**J**	130	6.1	ug/Kg	☼	12/03/11 21:44	12/08/11 15:32	1
Toluene	130	U	130	8.6	ug/Kg	☼	12/03/11 21:44	12/08/11 15:32	1
Trichloroethene	**5.8**	**J**	130	4.9	ug/Kg	☼	12/03/11 21:44	12/08/11 15:32	1
Vinyl chloride	130	U	130	9.1	ug/Kg	☼	12/03/11 21:44	12/08/11 15:32	1
Xylenes, Total	**4.1**	**J B**	250	4.1	ug/Kg	☼	12/03/11 21:44	12/08/11 15:32	1
1,1,1-Trichloroethane	**55**	**J**	130	11	ug/Kg	☼	12/03/11 21:44	12/08/11 15:32	1
1,1,2-Trichloroethane	130	U	130	6.1	ug/Kg	☼	12/03/11 21:44	12/08/11 15:32	1
Cyclohexane	250	U	250	20	ug/Kg	☼	12/03/11 21:44	12/08/11 15:32	1
1,2-Dibromo-3-Chloropropane	250	U	250	25	ug/Kg	☼	12/03/11 21:44	12/08/11 15:32	1
Ethylene Dibromide	130	U	130	5.0	ug/Kg	☼	12/03/11 21:44	12/08/11 15:32	1
Dichlorodifluoromethane	130	U	130	8.1	ug/Kg	☼	12/03/11 21:44	12/08/11 15:32	1
cis-1,2-Dichloroethene	130	U	130	3.5	ug/Kg	☼	12/03/11 21:44	12/08/11 15:32	1
trans-1,2-Dichloroethene	130	U	130	4.6	ug/Kg	☼	12/03/11 21:44	12/08/11 15:32	1
Isopropylbenzene	130	U	130	3.3	ug/Kg	☼	12/03/11 21:44	12/08/11 15:32	1
Methyl acetate	**80**	**J**	250	13	ug/Kg	☼	12/03/11 21:44	12/08/11 15:32	1
Methyl tert-butyl ether	500	U	500	3.6	ug/Kg	☼	12/03/11 21:44	12/08/11 15:32	1
1,1,2-Trichloro-1,2,2-trifluoroethane	130	U	130	20	ug/Kg	☼	12/03/11 21:44	12/08/11 15:32	1
1,2,4-Trichlorobenzene	130	U	130	3.7	ug/Kg	☼	12/03/11 21:44	12/08/11 15:32	1
1,2-Dichlorobenzene	130	U	130	4.3	ug/Kg	☼	12/03/11 21:44	12/08/11 15:32	1
1,3-Dichlorobenzene	130	U	130	2.4	ug/Kg	☼	12/03/11 21:44	12/08/11 15:32	1
1,4-Dichlorobenzene	130	U	130	4.0	ug/Kg	☼	12/03/11 21:44	12/08/11 15:32	1
Trichlorofluoromethane	130	U	130	8.1	ug/Kg	☼	12/03/11 21:44	12/08/11 15:32	1
Chlorodibromomethane	130	U	130	6.1	ug/Kg	☼	12/03/11 21:44	12/08/11 15:32	1
Methylcyclohexane	**6.7**	**J**	250	6.1	ug/Kg	☼	12/03/11 21:44	12/08/11 15:32	1

Client: Conestoga-Rovers & Associates, Inc.
Project/Site: 17324-T07, RACER Former MTM

TestAmerica Job ID: 240-6361-1

Client Sample ID: S-017324-112911-TP-130
Date Collected: 11/29/11 14:00
Date Received: 11/30/11 16:31

Lab Sample ID: 240-6361-18
Matrix: Solid
Percent Solids: 87.8

Surrogate	%Recovery	Qualifier	Limits	Prepared	Analyzed	Dil Fac
1,2-Dichloroethane-d4 (Surr)	*75*		*39 - 128*	*12/03/11 21:44*	*12/08/11 15:32*	*1*
4-Bromofluorobenzene (Surr)	*65*		*26 - 141*	*12/03/11 21:44*	*12/08/11 15:32*	*1*
Toluene-d8 (Surr)	*66*		*33 - 134*	*12/03/11 21:44*	*12/08/11 15:32*	*1*
Dibromofluoromethane (Surr)	*72*		*30 - 122*	*12/03/11 21:44*	*12/08/11 15:32*	*1*

Method: 8270C - Semivolatile Organic Compounds (GC/MS)

Analyte	Result	Qualifier	RL	MDL	Unit	D	Prepared	Analyzed	Dil Fac
1,1'-Biphenyl	57	U	57	31	ug/Kg	☼	12/03/11 10:29	12/07/11 19:07	1
2,2'-oxybis[1-chloropropane]	110	U	110	11	ug/Kg	☼	12/03/11 10:29	12/07/11 19:07	1
2,4,5-Trichlorophenol	170	U	170	28	ug/Kg	☼	12/03/11 10:29	12/07/11 19:07	1
2,4,6-Trichlorophenol	170	U	170	91	ug/Kg	☼	12/03/11 10:29	12/07/11 19:07	1
2,4-Dichlorophenol	170	U	170	23	ug/Kg	☼	12/03/11 10:29	12/07/11 19:07	1
2,4-Dimethylphenol	170	U	170	23	ug/Kg	☼	12/03/11 10:29	12/07/11 19:07	1
2,4-Dinitrophenol	370	U	370	91	ug/Kg	☼	12/03/11 10:29	12/07/11 19:07	1
2,4-Dinitrotoluene	230	U	230	31	ug/Kg	☼	12/03/11 10:29	12/07/11 19:07	1
2,6-Dinitrotoluene	230	U	230	24	ug/Kg	☼	12/03/11 10:29	12/07/11 19:07	1
2-Chloronaphthalene	57	U	57	3.7	ug/Kg	☼	12/03/11 10:29	12/07/11 19:07	1
2-Chlorophenol	57	U	57	31	ug/Kg	☼	12/03/11 10:29	12/07/11 19:07	1
2-Methylnaphthalene	**11**		7.5	3.7	ug/Kg	☼	12/03/11 10:29	12/07/11 19:07	1
2-Methylphenol	230	U	230	91	ug/Kg	☼	12/03/11 10:29	12/07/11 19:07	1
2-Nitroaniline	230	U	230	10	ug/Kg	☼	12/03/11 10:29	12/07/11 19:07	1
2-Nitrophenol	57	U	57	31	ug/Kg	☼	12/03/11 10:29	12/07/11 19:07	1
3,3'-Dichlorobenzidine	110	U	110	20	ug/Kg	☼	12/03/11 10:29	12/07/11 19:07	1
3-Nitroaniline	230	U	230	18	ug/Kg	☼	12/03/11 10:29	12/07/11 19:07	1
4,6-Dinitro-2-methylphenol	170	U	170	91	ug/Kg	☼	12/03/11 10:29	12/07/11 19:07	1
4-Bromophenyl phenyl ether	57	U	57	15	ug/Kg	☼	12/03/11 10:29	12/07/11 19:07	1
4-Chloro-3-methylphenol	170	U	170	24	ug/Kg	☼	12/03/11 10:29	12/07/11 19:07	1
4-Chloroaniline	170	U	170	19	ug/Kg	☼	12/03/11 10:29	12/07/11 19:07	1
4-Chlorophenyl phenyl ether	57	U	57	15	ug/Kg	☼	12/03/11 10:29	12/07/11 19:07	1
4-Nitroaniline	230	U	230	29	ug/Kg	☼	12/03/11 10:29	12/07/11 19:07	1
4-Nitrophenol	370	U	370	91	ug/Kg	☼	12/03/11 10:29	12/07/11 19:07	1
Acenaphthene	7.5	U	7.5	3.7	ug/Kg	☼	12/03/11 10:29	12/07/11 19:07	1
Acenaphthylene	7.5	U	7.5	3.7	ug/Kg	☼	12/03/11 10:29	12/07/11 19:07	1
Acetophenone	110	U	110	10	ug/Kg	☼	12/03/11 10:29	12/07/11 19:07	1
Anthracene	7.5	U	7.5	3.7	ug/Kg	☼	12/03/11 10:29	12/07/11 19:07	1
Atrazine	230	U	230	10	ug/Kg	☼	12/03/11 10:29	12/07/11 19:07	1
Benzaldehyde	110	U	110	14	ug/Kg	☼	12/03/11 10:29	12/07/11 19:07	1
Benzo[a]anthracene	**13**		7.5	3.7	ug/Kg	☼	12/03/11 10:29	12/07/11 19:07	1
Benzo[a]pyrene	**12**		7.5	3.7	ug/Kg	☼	12/03/11 10:29	12/07/11 19:07	1
Benzo[b]fluoranthene	**22**		7.5	3.7	ug/Kg	☼	12/03/11 10:29	12/07/11 19:07	1
Benzo[g,h,i]perylene	**17**		7.5	3.7	ug/Kg	☼	12/03/11 10:29	12/07/11 19:07	1
Benzo[k]fluoranthene	**8.7**		7.5	3.7	ug/Kg	☼	12/03/11 10:29	12/07/11 19:07	1
Bis(2-chloroethoxy)methane	110	U	110	25	ug/Kg	☼	12/03/11 10:29	12/07/11 19:07	1
Bis(2-chloroethyl)ether	110	U	110	2.3	ug/Kg	☼	12/03/11 10:29	12/07/11 19:07	1
Bis(2-ethylhexyl) phthalate	**27**	**J**	57	21	ug/Kg	☼	12/03/11 10:29	12/07/11 19:07	1
Butyl benzyl phthalate	57	U	57	11	ug/Kg	☼	12/03/11 10:29	12/07/11 19:07	1
Caprolactam	370	U	370	42	ug/Kg	☼	12/03/11 10:29	12/07/11 19:07	1
Carbazole	57	U	57	31	ug/Kg	☼	12/03/11 10:29	12/07/11 19:07	1
Chrysene	**20**		7.5	1.2	ug/Kg	☼	12/03/11 10:29	12/07/11 19:07	1
Dibenz(a,h)anthracene	7.5	U	7.5	3.7	ug/Kg	☼	12/03/11 10:29	12/07/11 19:07	1
Dibenzofuran	**4.9**	**J**	57	3.7	ug/Kg	☼	12/03/11 10:29	12/07/11 19:07	1

Client Sample ID: S-017324-112911-TP-130
Date Collected: 11/29/11 14:00
Date Received: 11/30/11 16:31

Lab Sample ID: 240-6361-18
Matrix: Solid
Percent Solids: 87.8

Method: 8270C - Semivolatile Organic Compounds (GC/MS) (Continued)

Analyte	Result	Qualifier	RL	MDL	Unit	D	Prepared	Analyzed	Dil Fac
Diethyl phthalate	57	U	57	18	ug/Kg	☼	12/03/11 10:29	12/07/11 19:07	1
Dimethyl phthalate	57	U	57	19	ug/Kg	☼	12/03/11 10:29	12/07/11 19:07	1
Di-n-butyl phthalate	57	U	57	17	ug/Kg	☼	12/03/11 10:29	12/07/11 19:07	1
Di-n-octyl phthalate	57	U	57	31	ug/Kg	☼	12/03/11 10:29	12/07/11 19:07	1
Fluoranthene	**31**		7.5	3.7	ug/Kg	☼	12/03/11 10:29	12/07/11 19:07	1
Fluorene	7.5	U	7.5	3.7	ug/Kg	☼	12/03/11 10:29	12/07/11 19:07	1
Hexachlorobenzene	7.5	U	7.5	2.4	ug/Kg	☼	12/03/11 10:29	12/07/11 19:07	1
Hexachlorobutadiene	57	U	57	31	ug/Kg	☼	12/03/11 10:29	12/07/11 19:07	1
Hexachlorocyclopentadiene	370	U	370	31	ug/Kg	☼	12/03/11 10:29	12/07/11 19:07	1
Hexachloroethane	57	U	57	10	ug/Kg	☼	12/03/11 10:29	12/07/11 19:07	1
Indeno[1,2,3-cd]pyrene	**11**		7.5	3.7	ug/Kg	☼	12/03/11 10:29	12/07/11 19:07	1
Isophorone	57	U	57	15	ug/Kg	☼	12/03/11 10:29	12/07/11 19:07	1
Naphthalene	**7.8**		7.5	3.7	ug/Kg	☼	12/03/11 10:29	12/07/11 19:07	1
Nitrobenzene	110	U	110	2.5	ug/Kg	☼	12/03/11 10:29	12/07/11 19:07	1
N-Nitrosodi-n-propylamine	57	U	57	31	ug/Kg	☼	12/03/11 10:29	12/07/11 19:07	1
N-Nitrosodiphenylamine	57	U	57	24	ug/Kg	☼	12/03/11 10:29	12/07/11 19:07	1
Pentachlorophenol	170	U	170	91	ug/Kg	☼	12/03/11 10:29	12/07/11 19:07	1
Phenol	57	U	57	31	ug/Kg	☼	12/03/11 10:29	12/07/11 19:07	1
Phenanthrene	**29**		7.5	3.7	ug/Kg	☼	12/03/11 10:29	12/07/11 19:07	1
Pyrene	**24**		7.5	3.7	ug/Kg	☼	12/03/11 10:29	12/07/11 19:07	1
3 & 4 Methylphenol	450	U	450	23	ug/Kg	☼	12/03/11 10:29	12/07/11 19:07	1

Surrogate	*%Recovery*	*Qualifier*	*Limits*	*Prepared*	*Analyzed*	*Dil Fac*
2-Fluorobiphenyl (Surr)	*50*		*34 - 110*	*12/03/11 10:29*	*12/07/11 19:07*	*1*
2-Fluorophenol (Surr)	*58*		*26 - 110*	*12/03/11 10:29*	*12/07/11 19:07*	*1*
2,4,6-Tribromophenol (Surr)	*49*		*10 - 118*	*12/03/11 10:29*	*12/07/11 19:07*	*1*
Nitrobenzene-d5 (Surr)	*52*		*24 - 112*	*12/03/11 10:29*	*12/07/11 19:07*	*1*
Phenol-d5 (Surr)	*53*		*28 - 110*	*12/03/11 10:29*	*12/07/11 19:07*	*1*
Terphenyl-d14 (Surr)	*72*		*41 - 119*	*12/03/11 10:29*	*12/07/11 19:07*	*1*

Method: 6010B - Metals (ICP)

Analyte	Result	Qualifier	RL	MDL	Unit	D	Prepared	Analyzed	Dil Fac
Aluminum	**8400**		21	10	mg/Kg	☼	12/02/11 10:39	12/05/11 17:46	1
Antimony	1.0	U	1.0	0.41	mg/Kg	☼	12/02/11 10:39	12/05/11 17:46	1
Barium	**81**	**B**	21	0.074	mg/Kg	☼	12/02/11 10:39	12/05/11 17:46	1
Beryllium	**0.35**	**J**	0.52	0.045	mg/Kg	☼	12/02/11 10:39	12/05/11 17:46	1
Calcium	**46000**	**B**	520	17	mg/Kg	☼	12/02/11 10:39	12/05/11 17:46	1
Cadmium	**0.32**		0.21	0.038	mg/Kg	☼	12/02/11 10:39	12/05/11 17:46	1
Cobalt	**7.0**		5.2	0.17	mg/Kg	☼	12/02/11 10:39	12/05/11 17:46	1
Chromium	**12**		0.52	0.21	mg/Kg	☼	12/02/11 10:39	12/05/11 17:46	1
Copper	**17**		2.6	0.77	mg/Kg	☼	12/02/11 10:39	12/05/11 17:46	1
Iron	**16000**		10	5.1	mg/Kg	☼	12/02/11 10:39	12/05/11 17:46	1
Potassium	**950**	**B**	520	6.5	mg/Kg	☼	12/02/11 10:39	12/05/11 17:46	1
Magnesium	**26000**	**B**	520	5.3	mg/Kg	☼	12/02/11 10:39	12/05/11 17:46	1
Manganese	**310**	**B**	1.6	0.077	mg/Kg	☼	12/02/11 10:39	12/05/11 17:46	1
Silver	0.52	U	0.52	0.10	mg/Kg	☼	12/02/11 10:39	12/05/11 17:46	1
Sodium	**130**	**J**	520	69	mg/Kg	☼	12/02/11 10:39	12/05/11 17:46	1
Nickel	**17**		4.2	0.28	mg/Kg	☼	12/02/11 10:39	12/05/11 17:46	1
Vanadium	**21**		5.2	0.13	mg/Kg	☼	12/02/11 10:39	12/05/11 17:46	1
Zinc	**56**		2.1	1.0	mg/Kg	☼	12/02/11 10:39	12/05/11 17:46	1
Arsenic	**6.7**		1.0	0.31	mg/Kg	☼	12/02/11 10:39	12/05/11 17:46	1

Client: Conestoga-Rovers & Associates, Inc.
Project/Site: 17324-T07, RACER Former MTM

TestAmerica Job ID: 240-6361-1

Client Sample ID: S-017324-112911-TP-130
Date Collected: 11/29/11 14:00
Date Received: 11/30/11 16:31

Lab Sample ID: 240-6361-18
Matrix: Solid
Percent Solids: 87.8

Method: 6010B - Metals (ICP) (Continued)

Analyte	Result	Qualifier	RL	MDL	Unit	D	Prepared	Analyzed	Dil Fac
Lead	26		0.31	0.20	mg/Kg	☼	12/02/11 10:39	12/05/11 17:46	1
Selenium	0.52	U	0.52	0.47	mg/Kg	☼	12/02/11 10:39	12/05/11 17:46	1
Thallium	1.0	U	1.0	0.57	mg/Kg	☼	12/02/11 10:39	12/05/11 17:46	1

Method: 7471A - Mercury (CVAA)

Analyte	Result	Qualifier	RL	MDL	Unit	D	Prepared	Analyzed	Dil Fac
Mercury	0.017	J	0.084	0.013	mg/Kg	☼	12/02/11 13:40	12/06/11 09:04	1

Client: Conestoga-Rovers & Associates, Inc.
Project/Site: 17324-T07, RACER Former MTM

TestAmerica Job ID: 240-6361-1

Client Sample ID: S-017324-112911-TP-131
Date Collected: 11/29/11 14:10
Date Received: 11/30/11 16:31

Lab Sample ID: 240-6361-19
Matrix: Solid
Percent Solids: 85.2

Method: 8260B - Volatile Organic Compounds (GC/MS)

Analyte	Result	Qualifier	RL	MDL	Unit	D	Prepared	Analyzed	Dil Fac
Acetone	**100**	**J B**	480	81	ug/Kg	☼	12/03/11 21:44	12/08/11 15:53	1
Benzene	120	U	120	5.7	ug/Kg	☼	12/03/11 21:44	12/08/11 15:53	1
Dichlorobromomethane	120	U	120	4.7	ug/Kg	☼	12/03/11 21:44	12/08/11 15:53	1
Bromoform	120	U	120	9.1	ug/Kg	☼	12/03/11 21:44	12/08/11 15:53	1
Bromomethane	120	U	120	14	ug/Kg	☼	12/03/11 21:44	12/08/11 15:53	1
2-Butanone (MEK)	480	U	480	21	ug/Kg	☼	12/03/11 21:44	12/08/11 15:53	1
Carbon disulfide	120	U	120	5.7	ug/Kg	☼	12/03/11 21:44	12/08/11 15:53	1
Carbon tetrachloride	120	U	120	3.1	ug/Kg	☼	12/03/11 21:44	12/08/11 15:53	1
Chlorobenzene	120	U	120	3.1	ug/Kg	☼	12/03/11 21:44	12/08/11 15:53	1
Chloroethane	**92**	**J**	120	29	ug/Kg	☼	12/03/11 21:44	12/08/11 15:53	1
Chloroform	120	U	120	4.2	ug/Kg	☼	12/03/11 21:44	12/08/11 15:53	1
Chloromethane	120	U	120	6.7	ug/Kg	☼	12/03/11 21:44	12/08/11 15:53	1
1,1-Dichloroethane	**720**		120	8.1	ug/Kg	☼	12/03/11 21:44	12/08/11 15:53	1
1,2-Dichloroethane	120	U	120	4.8	ug/Kg	☼	12/03/11 21:44	12/08/11 15:53	1
1,1-Dichloroethene	**40**	**J**	120	8.6	ug/Kg	☼	12/03/11 21:44	12/08/11 15:53	1
1,2-Dichloropropane	120	U	120	3.9	ug/Kg	☼	12/03/11 21:44	12/08/11 15:53	1
cis-1,3-Dichloropropene	120	U	120	3.8	ug/Kg	☼	12/03/11 21:44	12/08/11 15:53	1
trans-1,3-Dichloropropene	120	U	120	9.6	ug/Kg	☼	12/03/11 21:44	12/08/11 15:53	1
Ethylbenzene	120	U	120	2.6	ug/Kg	☼	12/03/11 21:44	12/08/11 15:53	1
2-Hexanone	480	U	480	9.6	ug/Kg	☼	12/03/11 21:44	12/08/11 15:53	1
Methylene Chloride	**71**	**J B**	120	37	ug/Kg	☼	12/03/11 21:44	12/08/11 15:53	1
4-Methyl-2-pentanone (MIBK)	480	U	480	23	ug/Kg	☼	12/03/11 21:44	12/08/11 15:53	1
Styrene	120	U	120	2.7	ug/Kg	☼	12/03/11 21:44	12/08/11 15:53	1
1,1,2,2-Tetrachloroethane	120	U	120	4.3	ug/Kg	☼	12/03/11 21:44	12/08/11 15:53	1
Tetrachloroethene	**14**	**J**	120	5.7	ug/Kg	☼	12/03/11 21:44	12/08/11 15:53	1
Toluene	120	U	120	8.1	ug/Kg	☼	12/03/11 21:44	12/08/11 15:53	1
Trichloroethene	**6.2**	**J**	120	4.6	ug/Kg	☼	12/03/11 21:44	12/08/11 15:53	1
Vinyl chloride	120	U	120	8.6	ug/Kg	☼	12/03/11 21:44	12/08/11 15:53	1
Xylenes, Total	240	U	240	3.9	ug/Kg	☼	12/03/11 21:44	12/08/11 15:53	1
1,1,1-Trichloroethane	120	U	120	10	ug/Kg	☼	12/03/11 21:44	12/08/11 15:53	1
1,1,2-Trichloroethane	120	U	120	5.7	ug/Kg	☼	12/03/11 21:44	12/08/11 15:53	1
Cyclohexane	240	U	240	19	ug/Kg	☼	12/03/11 21:44	12/08/11 15:53	1
1,2-Dibromo-3-Chloropropane	240	U	240	24	ug/Kg	☼	12/03/11 21:44	12/08/11 15:53	1
Ethylene Dibromide	120	U	120	4.8	ug/Kg	☼	12/03/11 21:44	12/08/11 15:53	1
Dichlorodifluoromethane	120	U	120	7.7	ug/Kg	☼	12/03/11 21:44	12/08/11 15:53	1
cis-1,2-Dichloroethene	120	U	120	3.3	ug/Kg	☼	12/03/11 21:44	12/08/11 15:53	1
trans-1,2-Dichloroethene	120	U	120	4.4	ug/Kg	☼	12/03/11 21:44	12/08/11 15:53	1
Isopropylbenzene	120	U	120	3.1	ug/Kg	☼	12/03/11 21:44	12/08/11 15:53	1
Methyl acetate	**22**	**J**	240	12	ug/Kg	☼	12/03/11 21:44	12/08/11 15:53	1
Methyl tert-butyl ether	480	U	480	3.4	ug/Kg	☼	12/03/11 21:44	12/08/11 15:53	1
1,1,2-Trichloro-1,2,2-trifluoroethane	120	U	120	19	ug/Kg	☼	12/03/11 21:44	12/08/11 15:53	1
1,2,4-Trichlorobenzene	120	U	120	3.5	ug/Kg	☼	12/03/11 21:44	12/08/11 15:53	1
1,2-Dichlorobenzene	120	U	120	4.1	ug/Kg	☼	12/03/11 21:44	12/08/11 15:53	1
1,3-Dichlorobenzene	120	U	120	2.3	ug/Kg	☼	12/03/11 21:44	12/08/11 15:53	1
1,4-Dichlorobenzene	120	U	120	3.8	ug/Kg	☼	12/03/11 21:44	12/08/11 15:53	1
Trichlorofluoromethane	120	U	120	7.7	ug/Kg	☼	12/03/11 21:44	12/08/11 15:53	1
Chlorodibromomethane	120	U	120	5.7	ug/Kg	☼	12/03/11 21:44	12/08/11 15:53	1
Methylcyclohexane	240	U	240	5.7	ug/Kg	☼	12/03/11 21:44	12/08/11 15:53	1

Client Sample ID: S-017324-112911-TP-131
Date Collected: 11/29/11 14:10
Date Received: 11/30/11 16:31

Lab Sample ID: 240-6361-19
Matrix: Solid
Percent Solids: 85.2

Surrogate	%Recovery	Qualifier	Limits	Prepared	Analyzed	Dil Fac
1,2-Dichloroethane-d4 (Surr)	*68*		*39 - 128*	*12/03/11 21:44*	*12/08/11 15:53*	*1*
4-Bromofluorobenzene (Surr)	*63*		*26 - 141*	*12/03/11 21:44*	*12/08/11 15:53*	*1*
Toluene-d8 (Surr)	*60*		*33 - 134*	*12/03/11 21:44*	*12/08/11 15:53*	*1*
Dibromofluoromethane (Surr)	*63*		*30 - 122*	*12/03/11 21:44*	*12/08/11 15:53*	*1*

Method: 8270C - Semivolatile Organic Compounds (GC/MS)

Analyte	Result	Qualifier	RL	MDL	Unit	D	Prepared	Analyzed	Dil Fac
1,1'-Biphenyl	59	U	59	32	ug/Kg	☼	12/03/11 10:29	12/07/11 16:43	1
2,2'-oxybis[1-chloropropane]	120	U	120	11	ug/Kg	☼	12/03/11 10:29	12/07/11 16:43	1
2,4,5-Trichlorophenol	180	U	180	29	ug/Kg	☼	12/03/11 10:29	12/07/11 16:43	1
2,4,6-Trichlorophenol	180	U	180	94	ug/Kg	☼	12/03/11 10:29	12/07/11 16:43	1
2,4-Dichlorophenol	180	U	180	23	ug/Kg	☼	12/03/11 10:29	12/07/11 16:43	1
2,4-Dimethylphenol	180	U	180	23	ug/Kg	☼	12/03/11 10:29	12/07/11 16:43	1
2,4-Dinitrophenol	390	U	390	94	ug/Kg	☼	12/03/11 10:29	12/07/11 16:43	1
2,4-Dinitrotoluene	230	U	230	32	ug/Kg	☼	12/03/11 10:29	12/07/11 16:43	1
2,6-Dinitrotoluene	230	U	230	25	ug/Kg	☼	12/03/11 10:29	12/07/11 16:43	1
2-Chloronaphthalene	59	U	59	3.9	ug/Kg	☼	12/03/11 10:29	12/07/11 16:43	1
2-Chlorophenol	59	U	59	32	ug/Kg	☼	12/03/11 10:29	12/07/11 16:43	1
2-Methylnaphthalene	7.8	U	7.8	3.9	ug/Kg	☼	12/03/11 10:29	12/07/11 16:43	1
2-Methylphenol	230	U	230	94	ug/Kg	☼	12/03/11 10:29	12/07/11 16:43	1
2-Nitroaniline	230	U	230	11	ug/Kg	☼	12/03/11 10:29	12/07/11 16:43	1
2-Nitrophenol	59	U	59	32	ug/Kg	☼	12/03/11 10:29	12/07/11 16:43	1
3,3'-Dichlorobenzidine	120	U	120	21	ug/Kg	☼	12/03/11 10:29	12/07/11 16:43	1
3-Nitroaniline	230	U	230	19	ug/Kg	☼	12/03/11 10:29	12/07/11 16:43	1
4,6-Dinitro-2-methylphenol	180	U	180	94	ug/Kg	☼	12/03/11 10:29	12/07/11 16:43	1
4-Bromophenyl phenyl ether	59	U	59	15	ug/Kg	☼	12/03/11 10:29	12/07/11 16:43	1
4-Chloro-3-methylphenol	180	U	180	25	ug/Kg	☼	12/03/11 10:29	12/07/11 16:43	1
4-Chloroaniline	180	U	180	20	ug/Kg	☼	12/03/11 10:29	12/07/11 16:43	1
4-Chlorophenyl phenyl ether	59	U	59	15	ug/Kg	☼	12/03/11 10:29	12/07/11 16:43	1
4-Nitroaniline	230	U	230	30	ug/Kg	☼	12/03/11 10:29	12/07/11 16:43	1
4-Nitrophenol	390	U	390	94	ug/Kg	☼	12/03/11 10:29	12/07/11 16:43	1
Acenaphthene	7.8	U	7.8	3.9	ug/Kg	☼	12/03/11 10:29	12/07/11 16:43	1
Acenaphthylene	7.8	U	7.8	3.9	ug/Kg	☼	12/03/11 10:29	12/07/11 16:43	1
Acetophenone	120	U	120	11	ug/Kg	☼	12/03/11 10:29	12/07/11 16:43	1
Anthracene	7.8	U	7.8	3.9	ug/Kg	☼	12/03/11 10:29	12/07/11 16:43	1
Atrazine	230	U	230	11	ug/Kg	☼	12/03/11 10:29	12/07/11 16:43	1
Benzaldehyde	120	U	120	14	ug/Kg	☼	12/03/11 10:29	12/07/11 16:43	1
Benzo[a]anthracene	7.8	U	7.8	3.9	ug/Kg	☼	12/03/11 10:29	12/07/11 16:43	1
Benzo[a]pyrene	**8.0**		7.8	3.9	ug/Kg	☼	12/03/11 10:29	12/07/11 16:43	1
Benzo[b]fluoranthene	**15**		7.8	3.9	ug/Kg	☼	12/03/11 10:29	12/07/11 16:43	1
Benzo[g,h,i]perylene	**7.9**		7.8	3.9	ug/Kg	☼	12/03/11 10:29	12/07/11 16:43	1
Benzo[k]fluoranthene	**6.4**	**J**	7.8	3.9	ug/Kg	☼	12/03/11 10:29	12/07/11 16:43	1
Bis(2-chloroethoxy)methane	120	U	120	26	ug/Kg	☼	12/03/11 10:29	12/07/11 16:43	1
Bis(2-chloroethyl)ether	120	U	120	2.3	ug/Kg	☼	12/03/11 10:29	12/07/11 16:43	1
Bis(2-ethylhexyl) phthalate	59	U	59	22	ug/Kg	☼	12/03/11 10:29	12/07/11 16:43	1
Butyl benzyl phthalate	59	U	59	12	ug/Kg	☼	12/03/11 10:29	12/07/11 16:43	1
Caprolactam	390	U	390	43	ug/Kg	☼	12/03/11 10:29	12/07/11 16:43	1
Carbazole	59	U	59	32	ug/Kg	☼	12/03/11 10:29	12/07/11 16:43	1
Chrysene	7.8	U	7.8	1.3	ug/Kg	☼	12/03/11 10:29	12/07/11 16:43	1
Dibenz(a,h)anthracene	7.8	U	7.8	3.9	ug/Kg	☼	12/03/11 10:29	12/07/11 16:43	1
Dibenzofuran	59	U	59	3.9	ug/Kg	☼	12/03/11 10:29	12/07/11 16:43	1

Client Sample ID: S-017324-112911-TP-131
Date Collected: 11/29/11 14:10
Date Received: 11/30/11 16:31

Lab Sample ID: 240-6361-19
Matrix: Solid
Percent Solids: 85.2

Method: 8270C - Semivolatile Organic Compounds (GC/MS) (Continued)

Analyte	Result	Qualifier	RL	MDL	Unit	D	Prepared	Analyzed	Dil Fac
Diethyl phthalate	59	U	59	19	ug/Kg	☼	12/03/11 10:29	12/07/11 16:43	1
Dimethyl phthalate	59	U	59	20	ug/Kg	☼	12/03/11 10:29	12/07/11 16:43	1
Di-n-butyl phthalate	59	U	59	18	ug/Kg	☼	12/03/11 10:29	12/07/11 16:43	1
Di-n-octyl phthalate	59	U	59	32	ug/Kg	☼	12/03/11 10:29	12/07/11 16:43	1
Fluoranthene	**16**		7.8	3.9	ug/Kg	☼	12/03/11 10:29	12/07/11 16:43	1
Fluorene	7.8	U	7.8	3.9	ug/Kg	☼	12/03/11 10:29	12/07/11 16:43	1
Hexachlorobenzene	7.8	U	7.8	2.5	ug/Kg	☼	12/03/11 10:29	12/07/11 16:43	1
Hexachlorobutadiene	59	U	59	32	ug/Kg	☼	12/03/11 10:29	12/07/11 16:43	1
Hexachlorocyclopentadiene	390	U	390	32	ug/Kg	☼	12/03/11 10:29	12/07/11 16:43	1
Hexachloroethane	59	U	59	11	ug/Kg	☼	12/03/11 10:29	12/07/11 16:43	1
Indeno[1,2,3-cd]pyrene	**7.3**	**J**	7.8	3.9	ug/Kg	☼	12/03/11 10:29	12/07/11 16:43	1
Isophorone	59	U	59	15	ug/Kg	☼	12/03/11 10:29	12/07/11 16:43	1
Naphthalene	7.8	U	7.8	3.9	ug/Kg	☼	12/03/11 10:29	12/07/11 16:43	1
Nitrobenzene	120	U	120	2.6	ug/Kg	☼	12/03/11 10:29	12/07/11 16:43	1
N-Nitrosodi-n-propylamine	59	U	59	32	ug/Kg	☼	12/03/11 10:29	12/07/11 16:43	1
N-Nitrosodiphenylamine	59	U	59	25	ug/Kg	☼	12/03/11 10:29	12/07/11 16:43	1
Pentachlorophenol	180	U	180	94	ug/Kg	☼	12/03/11 10:29	12/07/11 16:43	1
Phenol	59	U	59	32	ug/Kg	☼	12/03/11 10:29	12/07/11 16:43	1
Phenanthrene	**11**		7.8	3.9	ug/Kg	☼	12/03/11 10:29	12/07/11 16:43	1
Pyrene	**13**		7.8	3.9	ug/Kg	☼	12/03/11 10:29	12/07/11 16:43	1
3 & 4 Methylphenol	470	U	470	23	ug/Kg	☼	12/03/11 10:29	12/07/11 16:43	1

Surrogate	*%Recovery*	*Qualifier*	*Limits*	*Prepared*	*Analyzed*	*Dil Fac*
2-Fluorobiphenyl (Surr)	*45*		*34 - 110*	*12/03/11 10:29*	*12/07/11 16:43*	*1*
2-Fluorophenol (Surr)	*54*		*26 - 110*	*12/03/11 10:29*	*12/07/11 16:43*	*1*
2,4,6-Tribromophenol (Surr)	*43*		*10 - 118*	*12/03/11 10:29*	*12/07/11 16:43*	*1*
Nitrobenzene-d5 (Surr)	*47*		*24 - 112*	*12/03/11 10:29*	*12/07/11 16:43*	*1*
Phenol-d5 (Surr)	*50*		*28 - 110*	*12/03/11 10:29*	*12/07/11 16:43*	*1*
Terphenyl-d14 (Surr)	*70*		*41 - 119*	*12/03/11 10:29*	*12/07/11 16:43*	*1*

Method: 6010B - Metals (ICP)

Analyte	Result	Qualifier	RL	MDL	Unit	D	Prepared	Analyzed	Dil Fac
Aluminum	**7000**		23	11	mg/Kg	☼	12/02/11 10:39	12/05/11 17:52	1
Antimony	**0.76**	**J**	1.1	0.44	mg/Kg	☼	12/02/11 10:39	12/05/11 17:52	1
Barium	**82**	**B**	23	0.080	mg/Kg	☼	12/02/11 10:39	12/05/11 17:52	1
Beryllium	**0.28**	**J**	0.56	0.049	mg/Kg	☼	12/02/11 10:39	12/05/11 17:52	1
Calcium	**50000**	**B**	560	18	mg/Kg	☼	12/02/11 10:39	12/05/11 17:52	1
Cadmium	**0.24**		0.23	0.041	mg/Kg	☼	12/02/11 10:39	12/05/11 17:52	1
Cobalt	**7.3**		5.6	0.18	mg/Kg	☼	12/02/11 10:39	12/05/11 17:52	1
Chromium	**11**		0.56	0.23	mg/Kg	☼	12/02/11 10:39	12/05/11 17:52	1
Copper	**16**		2.8	0.84	mg/Kg	☼	12/02/11 10:39	12/05/11 17:52	1
Iron	**16000**		11	5.5	mg/Kg	☼	12/02/11 10:39	12/05/11 17:52	1
Potassium	**870**	**B**	560	7.0	mg/Kg	☼	12/02/11 10:39	12/05/11 17:52	1
Magnesium	**32000**	**B**	560	5.8	mg/Kg	☼	12/02/11 10:39	12/05/11 17:52	1
Manganese	**360**	**B**	1.7	0.084	mg/Kg	☼	12/02/11 10:39	12/05/11 17:52	1
Silver	0.56	U	0.56	0.11	mg/Kg	☼	12/02/11 10:39	12/05/11 17:52	1
Sodium	**76**	**J**	560	75	mg/Kg	☼	12/02/11 10:39	12/05/11 17:52	1
Nickel	**18**		4.5	0.30	mg/Kg	☼	12/02/11 10:39	12/05/11 17:52	1
Vanadium	**19**		5.6	0.14	mg/Kg	☼	12/02/11 10:39	12/05/11 17:52	1
Zinc	**52**		2.3	1.1	mg/Kg	☼	12/02/11 10:39	12/05/11 17:52	1
Arsenic	**7.9**		1.1	0.34	mg/Kg	☼	12/02/11 10:39	12/05/11 17:52	1

Client: Conestoga-Rovers & Associates, Inc.
Project/Site: 17324-T07, RACER Former MTM

TestAmerica Job ID: 240-6361-1

Client Sample ID: S-017324-112911-TP-131
Date Collected: 11/29/11 14:10
Date Received: 11/30/11 16:31

Lab Sample ID: 240-6361-19
Matrix: Solid
Percent Solids: 85.2

Method: 6010B - Metals (ICP) (Continued)

Analyte	Result	Qualifier	RL	MDL	Unit	D	Prepared	Analyzed	Dil Fac
Lead	**14**		0.34	0.21	mg/Kg	☼	12/02/11 10:39	12/05/11 17:52	1
Selenium	0.56	U	0.56	0.51	mg/Kg	☼	12/02/11 10:39	12/05/11 17:52	1
Thallium	**1.0**	**J**	1.1	0.62	mg/Kg	☼	12/02/11 10:39	12/05/11 17:52	1

Method: 7471A - Mercury (CVAA)

Analyte	Result	Qualifier	RL	MDL	Unit	D	Prepared	Analyzed	Dil Fac
Mercury	**0.019**	**J**	0.082	0.012	mg/Kg	☼	12/02/11 13:40	12/06/11 09:05	1

Client: Conestoga-Rovers & Associates, Inc.
Project/Site: 17324-T07, RACER Former MTM

TestAmerica Job ID: 240-6361-1

Client Sample ID: S-017324-112911-TP-132
Date Collected: 11/29/11 14:55
Date Received: 11/30/11 16:31

Lab Sample ID: 240-6361-20
Matrix: Solid
Percent Solids: 86.7

Method: 8260B - Volatile Organic Compounds (GC/MS)

Analyte	Result	Qualifier	RL	MDL	Unit	D	Prepared	Analyzed	Dil Fac
Acetone	9.2	U	9.2	2.9	ug/Kg	☼	11/30/11 19:30	12/07/11 01:10	1
Benzene	2.3	U	2.3	0.11	ug/Kg	☼	11/30/11 19:30	12/07/11 01:10	1
Dichlorobromomethane	2.3	U	2.3	0.13	ug/Kg	☼	11/30/11 19:30	12/07/11 01:10	1
Bromoform	2.3	U	2.3	0.15	ug/Kg	☼	11/30/11 19:30	12/07/11 01:10	1
Bromomethane	2.3	U	2.3	0.25	ug/Kg	☼	11/30/11 19:30	12/07/11 01:10	1
2-Butanone (MEK)	9.2	U	9.2	0.64	ug/Kg	☼	11/30/11 19:30	12/07/11 01:10	1
Carbon disulfide	2.3	U	2.3	0.20	ug/Kg	☼	11/30/11 19:30	12/07/11 01:10	1
Carbon tetrachloride	2.3	U	2.3	0.17	ug/Kg	☼	11/30/11 19:30	12/07/11 01:10	1
Chlorobenzene	2.3	U	2.3	0.15	ug/Kg	☼	11/30/11 19:30	12/07/11 01:10	1
Chloroethane	2.3	U	2.3	0.39	ug/Kg	☼	11/30/11 19:30	12/07/11 01:10	1
Chloroform	2.3	U	2.3	0.13	ug/Kg	☼	11/30/11 19:30	12/07/11 01:10	1
Chloromethane	2.3	U	2.3	0.19	ug/Kg	☼	11/30/11 19:30	12/07/11 01:10	1
1,1-Dichloroethane	2.3	U	2.3	0.16	ug/Kg	☼	11/30/11 19:30	12/07/11 01:10	1
1,2-Dichloroethane	**0.66**	**J**	2.3	0.16	ug/Kg	☼	11/30/11 19:30	12/07/11 01:10	1
1,1-Dichloroethene	2.3	U	2.3	0.24	ug/Kg	☼	11/30/11 19:30	12/07/11 01:10	1
1,2-Dichloropropane	2.3	U	2.3	0.32	ug/Kg	☼	11/30/11 19:30	12/07/11 01:10	1
cis-1,3-Dichloropropene	2.3	U	2.3	0.16	ug/Kg	☼	11/30/11 19:30	12/07/11 01:10	1
trans-1,3-Dichloropropene	2.3	U	2.3	0.25	ug/Kg	☼	11/30/11 19:30	12/07/11 01:10	1
Ethylbenzene	2.3	U	2.3	0.12	ug/Kg	☼	11/30/11 19:30	12/07/11 01:10	1
2-Hexanone	9.2	U	9.2	0.29	ug/Kg	☼	11/30/11 19:30	12/07/11 01:10	1
Methylene Chloride	2.3	U	2.3	0.31	ug/Kg	☼	11/30/11 19:30	12/07/11 01:10	1
4-Methyl-2-pentanone (MIBK)	9.2	U	9.2	0.25	ug/Kg	☼	11/30/11 19:30	12/07/11 01:10	1
Styrene	2.3	U	2.3	0.069	ug/Kg	☼	11/30/11 19:30	12/07/11 01:10	1
1,1,2,2-Tetrachloroethane	2.3	U	2.3	0.16	ug/Kg	☼	11/30/11 19:30	12/07/11 01:10	1
Tetrachloroethene	2.3	U	2.3	0.24	ug/Kg	☼	11/30/11 19:30	12/07/11 01:10	1
Toluene	**0.30**	**J**	2.3	0.12	ug/Kg	☼	11/30/11 19:30	12/07/11 01:10	1
Trichloroethene	2.3	U	2.3	0.19	ug/Kg	☼	11/30/11 19:30	12/07/11 01:10	1
Vinyl chloride	2.3	U	2.3	0.18	ug/Kg	☼	11/30/11 19:30	12/07/11 01:10	1
Xylenes, Total	4.6	U	4.6	0.31	ug/Kg	☼	11/30/11 19:30	12/07/11 01:10	1
1,1,1-Trichloroethane	2.3	U	2.3	0.26	ug/Kg	☼	11/30/11 19:30	12/07/11 01:10	1
1,1,2-Trichloroethane	2.3	U	2.3	0.18	ug/Kg	☼	11/30/11 19:30	12/07/11 01:10	1
Cyclohexane	4.6	U	4.6	0.15	ug/Kg	☼	11/30/11 19:30	12/07/11 01:10	1
1,2-Dibromo-3-Chloropropane	4.6	U	4.6	0.59	ug/Kg	☼	11/30/11 19:30	12/07/11 01:10	1
Ethylene Dibromide	2.3	U	2.3	0.23	ug/Kg	☼	11/30/11 19:30	12/07/11 01:10	1
Dichlorodifluoromethane	2.3	U	2.3	0.23	ug/Kg	☼	11/30/11 19:30	12/07/11 01:10	1
cis-1,2-Dichloroethene	2.3	U	2.3	0.16	ug/Kg	☼	11/30/11 19:30	12/07/11 01:10	1
trans-1,2-Dichloroethene	2.3	U	2.3	0.19	ug/Kg	☼	11/30/11 19:30	12/07/11 01:10	1
Isopropylbenzene	2.3	U	2.3	0.073	ug/Kg	☼	11/30/11 19:30	12/07/11 01:10	1
Methyl acetate	4.6	U	4.6	0.64	ug/Kg	☼	11/30/11 19:30	12/07/11 01:10	1
Methyl tert-butyl ether	9.2	U	9.2	0.20	ug/Kg	☼	11/30/11 19:30	12/07/11 01:10	1
1,1,2-Trichloro-1,2,2-trifluoroethane	2.3	U	2.3	0.59	ug/Kg	☼	11/30/11 19:30	12/07/11 01:10	1
1,2,4-Trichlorobenzene	2.3	U	2.3	0.12	ug/Kg	☼	11/30/11 19:30	12/07/11 01:10	1
1,2-Dichlorobenzene	2.3	U	2.3	0.16	ug/Kg	☼	11/30/11 19:30	12/07/11 01:10	1
1,3-Dichlorobenzene	2.3	U	2.3	0.16	ug/Kg	☼	11/30/11 19:30	12/07/11 01:10	1
1,4-Dichlorobenzene	2.3	U	2.3	0.30	ug/Kg	☼	11/30/11 19:30	12/07/11 01:10	1
Trichlorofluoromethane	2.3	U	2.3	0.16	ug/Kg	☼	11/30/11 19:30	12/07/11 01:10	1
Chlorodibromomethane	2.3	U	2.3	0.25	ug/Kg	☼	11/30/11 19:30	12/07/11 01:10	1
Methylcyclohexane	4.6	U	4.6	0.14	ug/Kg	☼	11/30/11 19:30	12/07/11 01:10	1

Client: Conestoga-Rovers & Associates, Inc.
Project/Site: 17324-T07, RACER Former MTM

TestAmerica Job ID: 240-6361-1

Client Sample ID: S-017324-112911-TP-132
Date Collected: 11/29/11 14:55
Date Received: 11/30/11 16:31

Lab Sample ID: 240-6361-20
Matrix: Solid
Percent Solids: 86.7

Surrogate	%Recovery	Qualifier	Limits	Prepared	Analyzed	Dil Fac
1,2-Dichloroethane-d4 (Surr)	*94*		*58 - 123*	*11/30/11 19:30*	*12/07/11 01:10*	*1*
4-Bromofluorobenzene (Surr)	*93*		*52 - 136*	*11/30/11 19:30*	*12/07/11 01:10*	*1*
Toluene-d8 (Surr)	*100*		*67 - 125*	*11/30/11 19:30*	*12/07/11 01:10*	*1*
Dibromofluoromethane (Surr)	*97*		*37 - 132*	*11/30/11 19:30*	*12/07/11 01:10*	*1*

Method: 8270C - Semivolatile Organic Compounds (GC/MS)

Analyte	Result	Qualifier	RL	MDL	Unit	D	Prepared	Analyzed	Dil Fac
1,1'-Biphenyl	57	U	57	31	ug/Kg	☼	12/03/11 10:29	12/07/11 17:01	1
2,2'-oxybis[1-chloropropane]	110	U	110	11	ug/Kg	☼	12/03/11 10:29	12/07/11 17:01	1
2,4,5-Trichlorophenol	170	U	170	29	ug/Kg	☼	12/03/11 10:29	12/07/11 17:01	1
2,4,6-Trichlorophenol	170	U	170	92	ug/Kg	☼	12/03/11 10:29	12/07/11 17:01	1
2,4-Dichlorophenol	170	U	170	23	ug/Kg	☼	12/03/11 10:29	12/07/11 17:01	1
2,4-Dimethylphenol	170	U	170	23	ug/Kg	☼	12/03/11 10:29	12/07/11 17:01	1
2,4-Dinitrophenol	380	U	380	92	ug/Kg	☼	12/03/11 10:29	12/07/11 17:01	1
2,4-Dinitrotoluene	230	U	230	31	ug/Kg	☼	12/03/11 10:29	12/07/11 17:01	1
2,6-Dinitrotoluene	230	U	230	24	ug/Kg	☼	12/03/11 10:29	12/07/11 17:01	1
2-Chloronaphthalene	57	U	57	3.8	ug/Kg	☼	12/03/11 10:29	12/07/11 17:01	1
2-Chlorophenol	57	U	57	31	ug/Kg	☼	12/03/11 10:29	12/07/11 17:01	1
2-Methylnaphthalene	7.7	U	7.7	3.8	ug/Kg	☼	12/03/11 10:29	12/07/11 17:01	1
2-Methylphenol	230	U	230	92	ug/Kg	☼	12/03/11 10:29	12/07/11 17:01	1
2-Nitroaniline	230	U	230	10	ug/Kg	☼	12/03/11 10:29	12/07/11 17:01	1
2-Nitrophenol	57	U	57	31	ug/Kg	☼	12/03/11 10:29	12/07/11 17:01	1
3,3'-Dichlorobenzidine	110	U	110	21	ug/Kg	☼	12/03/11 10:29	12/07/11 17:01	1
3-Nitroaniline	230	U	230	18	ug/Kg	☼	12/03/11 10:29	12/07/11 17:01	1
4,6-Dinitro-2-methylphenol	170	U	170	92	ug/Kg	☼	12/03/11 10:29	12/07/11 17:01	1
4-Bromophenyl phenyl ether	57	U	57	15	ug/Kg	☼	12/03/11 10:29	12/07/11 17:01	1
4-Chloro-3-methylphenol	170	U	170	24	ug/Kg	☼	12/03/11 10:29	12/07/11 17:01	1
4-Chloroaniline	170	U	170	20	ug/Kg	☼	12/03/11 10:29	12/07/11 17:01	1
4-Chlorophenyl phenyl ether	57	U	57	15	ug/Kg	☼	12/03/11 10:29	12/07/11 17:01	1
4-Nitroaniline	230	U	230	30	ug/Kg	☼	12/03/11 10:29	12/07/11 17:01	1
4-Nitrophenol	380	U	380	92	ug/Kg	☼	12/03/11 10:29	12/07/11 17:01	1
Acenaphthene	7.7	U	7.7	3.8	ug/Kg	☼	12/03/11 10:29	12/07/11 17:01	1
Acenaphthylene	7.7	U	7.7	3.8	ug/Kg	☼	12/03/11 10:29	12/07/11 17:01	1
Acetophenone	110	U	110	11	ug/Kg	☼	12/03/11 10:29	12/07/11 17:01	1
Anthracene	7.7	U	7.7	3.8	ug/Kg	☼	12/03/11 10:29	12/07/11 17:01	1
Atrazine	230	U	230	10	ug/Kg	☼	12/03/11 10:29	12/07/11 17:01	1
Benzaldehyde	110	U	110	14	ug/Kg	☼	12/03/11 10:29	12/07/11 17:01	1
Benzo[a]anthracene	7.7	U	7.7	3.8	ug/Kg	☼	12/03/11 10:29	12/07/11 17:01	1
Benzo[a]pyrene	7.7	U	7.7	3.8	ug/Kg	☼	12/03/11 10:29	12/07/11 17:01	1
Benzo[b]fluoranthene	**11**		7.7	3.8	ug/Kg	☼	12/03/11 10:29	12/07/11 17:01	1
Benzo[g,h,i]perylene	**7.9**		7.7	3.8	ug/Kg	☼	12/03/11 10:29	12/07/11 17:01	1
Benzo[k]fluoranthene	7.7	U	7.7	3.8	ug/Kg	☼	12/03/11 10:29	12/07/11 17:01	1
Bis(2-chloroethoxy)methane	110	U	110	25	ug/Kg	☼	12/03/11 10:29	12/07/11 17:01	1
Bis(2-chloroethyl)ether	110	U	110	2.3	ug/Kg	☼	12/03/11 10:29	12/07/11 17:01	1
Bis(2-ethylhexyl) phthalate	57	U	57	22	ug/Kg	☼	12/03/11 10:29	12/07/11 17:01	1
Butyl benzyl phthalate	57	U	57	11	ug/Kg	☼	12/03/11 10:29	12/07/11 17:01	1
Caprolactam	380	U	380	43	ug/Kg	☼	12/03/11 10:29	12/07/11 17:01	1
Carbazole	57	U	57	31	ug/Kg	☼	12/03/11 10:29	12/07/11 17:01	1
Chrysene	7.7	U	7.7	1.3	ug/Kg	☼	12/03/11 10:29	12/07/11 17:01	1
Dibenz(a,h)anthracene	7.7	U	7.7	3.8	ug/Kg	☼	12/03/11 10:29	12/07/11 17:01	1
Dibenzofuran	57	U	57	3.8	ug/Kg	☼	12/03/11 10:29	12/07/11 17:01	1

Client Sample ID: S-017324-112911-TP-132
Date Collected: 11/29/11 14:55
Date Received: 11/30/11 16:31

Lab Sample ID: 240-6361-20
Matrix: Solid
Percent Solids: 86.7

Method: 8270C - Semivolatile Organic Compounds (GC/MS) (Continued)

Analyte	Result	Qualifier	RL	MDL	Unit	D	Prepared	Analyzed	Dil Fac
Diethyl phthalate	57	U	57	18	ug/Kg	☼	12/03/11 10:29	12/07/11 17:01	1
Dimethyl phthalate	57	U	57	20	ug/Kg	☼	12/03/11 10:29	12/07/11 17:01	1
Di-n-butyl phthalate	57	U	57	17	ug/Kg	☼	12/03/11 10:29	12/07/11 17:01	1
Di-n-octyl phthalate	57	U	57	31	ug/Kg	☼	12/03/11 10:29	12/07/11 17:01	1
Fluoranthene	**7.7**		7.7	3.8	ug/Kg	☼	12/03/11 10:29	12/07/11 17:01	1
Fluorene	7.7	U	7.7	3.8	ug/Kg	☼	12/03/11 10:29	12/07/11 17:01	1
Hexachlorobenzene	7.7	U	7.7	2.4	ug/Kg	☼	12/03/11 10:29	12/07/11 17:01	1
Hexachlorobutadiene	57	U	57	31	ug/Kg	☼	12/03/11 10:29	12/07/11 17:01	1
Hexachlorocyclopentadiene	380	U	380	31	ug/Kg	☼	12/03/11 10:29	12/07/11 17:01	1
Hexachloroethane	57	U	57	10	ug/Kg	☼	12/03/11 10:29	12/07/11 17:01	1
Indeno[1,2,3-cd]pyrene	7.7	U	7.7	3.8	ug/Kg	☼	12/03/11 10:29	12/07/11 17:01	1
Isophorone	57	U	57	15	ug/Kg	☼	12/03/11 10:29	12/07/11 17:01	1
Naphthalene	7.7	U	7.7	3.8	ug/Kg	☼	12/03/11 10:29	12/07/11 17:01	1
Nitrobenzene	110	U	110	2.5	ug/Kg	☼	12/03/11 10:29	12/07/11 17:01	1
N-Nitrosodi-n-propylamine	57	U	57	31	ug/Kg	☼	12/03/11 10:29	12/07/11 17:01	1
N-Nitrosodiphenylamine	57	U	57	24	ug/Kg	☼	12/03/11 10:29	12/07/11 17:01	1
Pentachlorophenol	170	U	170	92	ug/Kg	☼	12/03/11 10:29	12/07/11 17:01	1
Phenol	57	U	57	31	ug/Kg	☼	12/03/11 10:29	12/07/11 17:01	1
Phenanthrene	7.7	U	7.7	3.8	ug/Kg	☼	12/03/11 10:29	12/07/11 17:01	1
Pyrene	**8.9**		7.7	3.8	ug/Kg	☼	12/03/11 10:29	12/07/11 17:01	1
3 & 4 Methylphenol	460	U	460	23	ug/Kg	☼	12/03/11 10:29	12/07/11 17:01	1

Surrogate	*%Recovery*	*Qualifier*	*Limits*	*Prepared*	*Analyzed*	*Dil Fac*
2-Fluorobiphenyl (Surr)	*53*		*34 - 110*	*12/03/11 10:29*	*12/07/11 17:01*	*1*
2-Fluorophenol (Surr)	*60*		*26 - 110*	*12/03/11 10:29*	*12/07/11 17:01*	*1*
2,4,6-Tribromophenol (Surr)	*49*		*10 - 118*	*12/03/11 10:29*	*12/07/11 17:01*	*1*
Nitrobenzene-d5 (Surr)	*53*		*24 - 112*	*12/03/11 10:29*	*12/07/11 17:01*	*1*
Phenol-d5 (Surr)	*58*		*28 - 110*	*12/03/11 10:29*	*12/07/11 17:01*	*1*
Terphenyl-d14 (Surr)	*71*		*41 - 119*	*12/03/11 10:29*	*12/07/11 17:01*	*1*

Method: 8082 - Polychlorinated Biphenyls (PCBs) by Gas Chromatography

Analyte	Result	Qualifier	RL	MDL	Unit	D	Prepared	Analyzed	Dil Fac
Aroclor-1016	38	U	38	24	ug/Kg	☼	12/03/11 10:22	12/08/11 06:43	1
Aroclor-1221	38	U	38	18	ug/Kg	☼	12/03/11 10:22	12/08/11 06:43	1
Aroclor-1232	38	U	38	16	ug/Kg	☼	12/03/11 10:22	12/08/11 06:43	1
Aroclor-1242	38	U	38	15	ug/Kg	☼	12/03/11 10:22	12/08/11 06:43	1
Aroclor-1248	**26**	**J**	38	20	ug/Kg	☼	12/03/11 10:22	12/08/11 06:43	1
Aroclor-1254	38	U	38	20	ug/Kg	☼	12/03/11 10:22	12/08/11 06:43	1
Aroclor-1260	38	U	38	20	ug/Kg	☼	12/03/11 10:22	12/08/11 06:43	1

Surrogate	*%Recovery*	*Qualifier*	*Limits*	*Prepared*	*Analyzed*	*Dil Fac*
Tetrachloro-m-xylene	*79*		*29 - 151*	*12/03/11 10:22*	*12/08/11 06:43*	*1*
DCB Decachlorobiphenyl	*66*		*14 - 163*	*12/03/11 10:22*	*12/08/11 06:43*	*1*

Method: 6010B - Metals (ICP)

Analyte	Result	Qualifier	RL	MDL	Unit	D	Prepared	Analyzed	Dil Fac
Aluminum	**8300**		22	10	mg/Kg	☼	12/02/11 10:39	12/05/11 17:58	1
Antimony	1.1	U	1.1	0.42	mg/Kg	☼	12/02/11 10:39	12/05/11 17:58	1
Barium	**67**	**B**	22	0.077	mg/Kg	☼	12/02/11 10:39	12/05/11 17:58	1
Beryllium	**0.30**	**J**	0.54	0.047	mg/Kg	☼	12/02/11 10:39	12/05/11 17:58	1
Calcium	**2200**	**B**	540	17	mg/Kg	☼	12/02/11 10:39	12/05/11 17:58	1

Client: Conestoga-Rovers & Associates, Inc.
Project/Site: 17324-T07, RACER Former MTM

TestAmerica Job ID: 240-6361-1

Client Sample ID: S-017324-112911-TP-132
Date Collected: 11/29/11 14:55
Date Received: 11/30/11 16:31

Lab Sample ID: 240-6361-20
Matrix: Solid
Percent Solids: 86.7

Method: 6010B - Metals (ICP) (Continued)

Analyte	Result	Qualifier	RL	MDL	Unit	D	Prepared	Analyzed	Dil Fac
Cadmium	0.18	J	0.22	0.039	mg/Kg	☼	12/02/11 10:39	12/05/11 17:58	1
Cobalt	6.0		5.4	0.17	mg/Kg	☼	12/02/11 10:39	12/05/11 17:58	1
Chromium	11		0.54	0.22	mg/Kg	☼	12/02/11 10:39	12/05/11 17:58	1
Copper	8.4		2.7	0.80	mg/Kg	☼	12/02/11 10:39	12/05/11 17:58	1
Iron	13000		11	5.3	mg/Kg	☼	12/02/11 10:39	12/05/11 17:58	1
Potassium	640	B	540	6.7	mg/Kg	☼	12/02/11 10:39	12/05/11 17:58	1
Magnesium	1800	B	540	5.5	mg/Kg	☼	12/02/11 10:39	12/05/11 17:58	1
Manganese	320	B	1.6	0.080	mg/Kg	☼	12/02/11 10:39	12/05/11 17:58	1
Silver	0.54	U	0.54	0.11	mg/Kg	☼	12/02/11 10:39	12/05/11 17:58	1
Sodium	540	U	540	72	mg/Kg	☼	12/02/11 10:39	12/05/11 17:58	1
Nickel	9.0		4.4	0.29	mg/Kg	☼	12/02/11 10:39	12/05/11 17:58	1
Vanadium	21		5.4	0.13	mg/Kg	☼	12/02/11 10:39	12/05/11 17:58	1
Zinc	37		2.2	1.1	mg/Kg	☼	12/02/11 10:39	12/05/11 17:58	1
Arsenic	4.6		1.1	0.33	mg/Kg	☼	12/02/11 10:39	12/05/11 17:58	1
Lead	14		0.33	0.21	mg/Kg	☼	12/02/11 10:39	12/05/11 17:58	1
Selenium	0.54	U	0.54	0.49	mg/Kg	☼	12/02/11 10:39	12/05/11 17:58	1
Thallium	1.1	U	1.1	0.60	mg/Kg	☼	12/02/11 10:39	12/05/11 17:58	1

Method: 7471A - Mercury (CVAA)

Analyte	Result	Qualifier	RL	MDL	Unit	D	Prepared	Analyzed	Dil Fac
Mercury	0.081	U	0.081	0.012	mg/Kg	☼	12/02/11 13:40	12/06/11 09:09	1

Client: Conestoga-Rovers & Associates, Inc.
Project/Site: 17324-T07, RACER Former MTM

TestAmerica Job ID: 240-6361-1

Client Sample ID: S-017324-112911-TP-133
Date Collected: 11/29/11 15:05
Date Received: 11/30/11 16:31

Lab Sample ID: 240-6361-21
Matrix: Solid
Percent Solids: 74.5

Method: 8260B - Volatile Organic Compounds (GC/MS)

Analyte	Result	Qualifier	RL	MDL	Unit	D	Prepared	Analyzed	Dil Fac
Acetone	12	U	12	3.6	ug/Kg	☼	11/30/11 19:30	12/07/11 01:32	1
Benzene	2.9	U	2.9	0.13	ug/Kg	☼	11/30/11 19:30	12/07/11 01:32	1
Dichlorobromomethane	2.9	U	2.9	0.16	ug/Kg	☼	11/30/11 19:30	12/07/11 01:32	1
Bromoform	2.9	U	2.9	0.19	ug/Kg	☼	11/30/11 19:30	12/07/11 01:32	1
Bromomethane	2.9	U	2.9	0.31	ug/Kg	☼	11/30/11 19:30	12/07/11 01:32	1
2-Butanone (MEK)	12	U	12	0.81	ug/Kg	☼	11/30/11 19:30	12/07/11 01:32	1
Carbon disulfide	2.9	U	2.9	0.25	ug/Kg	☼	11/30/11 19:30	12/07/11 01:32	1
Carbon tetrachloride	2.9	U	2.9	0.21	ug/Kg	☼	11/30/11 19:30	12/07/11 01:32	1
Chlorobenzene	2.9	U	2.9	0.19	ug/Kg	☼	11/30/11 19:30	12/07/11 01:32	1
Chloroethane	2.9	U	2.9	0.50	ug/Kg	☼	11/30/11 19:30	12/07/11 01:32	1
Chloroform	2.9	U	2.9	0.17	ug/Kg	☼	11/30/11 19:30	12/07/11 01:32	1
Chloromethane	2.9	U	2.9	0.24	ug/Kg	☼	11/30/11 19:30	12/07/11 01:32	1
1,1-Dichloroethane	2.9	U	2.9	0.21	ug/Kg	☼	11/30/11 19:30	12/07/11 01:32	1
1,2-Dichloroethane	**0.60**	**J**	2.9	0.20	ug/Kg	☼	11/30/11 19:30	12/07/11 01:32	1
1,1-Dichloroethene	2.9	U	2.9	0.30	ug/Kg	☼	11/30/11 19:30	12/07/11 01:32	1
1,2-Dichloropropane	2.9	U	2.9	0.40	ug/Kg	☼	11/30/11 19:30	12/07/11 01:32	1
cis-1,3-Dichloropropene	2.9	U	2.9	0.20	ug/Kg	☼	11/30/11 19:30	12/07/11 01:32	1
trans-1,3-Dichloropropene	2.9	U	2.9	0.31	ug/Kg	☼	11/30/11 19:30	12/07/11 01:32	1
Ethylbenzene	2.9	U	2.9	0.15	ug/Kg	☼	11/30/11 19:30	12/07/11 01:32	1
2-Hexanone	12	U	12	0.36	ug/Kg	☼	11/30/11 19:30	12/07/11 01:32	1
Methylene Chloride	2.9	U	2.9	0.39	ug/Kg	☼	11/30/11 19:30	12/07/11 01:32	1
4-Methyl-2-pentanone (MIBK)	12	U	12	0.31	ug/Kg	☼	11/30/11 19:30	12/07/11 01:32	1
Styrene	2.9	U	2.9	0.087	ug/Kg	☼	11/30/11 19:30	12/07/11 01:32	1
1,1,2,2-Tetrachloroethane	2.9	U	2.9	0.20	ug/Kg	☼	11/30/11 19:30	12/07/11 01:32	1
Tetrachloroethene	2.9	U	2.9	0.30	ug/Kg	☼	11/30/11 19:30	12/07/11 01:32	1
Toluene	**0.26**	**J**	2.9	0.16	ug/Kg	☼	11/30/11 19:30	12/07/11 01:32	1
Trichloroethene	2.9	U	2.9	0.24	ug/Kg	☼	11/30/11 19:30	12/07/11 01:32	1
Vinyl chloride	2.9	U	2.9	0.23	ug/Kg	☼	11/30/11 19:30	12/07/11 01:32	1
Xylenes, Total	5.8	U	5.8	0.39	ug/Kg	☼	11/30/11 19:30	12/07/11 01:32	1
1,1,1-Trichloroethane	2.9	U	2.9	0.32	ug/Kg	☼	11/30/11 19:30	12/07/11 01:32	1
1,1,2-Trichloroethane	2.9	U	2.9	0.23	ug/Kg	☼	11/30/11 19:30	12/07/11 01:32	1
Cyclohexane	5.8	U	5.8	0.19	ug/Kg	☼	11/30/11 19:30	12/07/11 01:32	1
1,2-Dibromo-3-Chloropropane	5.8	U	5.8	0.75	ug/Kg	☼	11/30/11 19:30	12/07/11 01:32	1
Ethylene Dibromide	2.9	U	2.9	0.29	ug/Kg	☼	11/30/11 19:30	12/07/11 01:32	1
Dichlorodifluoromethane	2.9	U	2.9	0.29	ug/Kg	☼	11/30/11 19:30	12/07/11 01:32	1
cis-1,2-Dichloroethene	2.9	U	2.9	0.21	ug/Kg	☼	11/30/11 19:30	12/07/11 01:32	1
trans-1,2-Dichloroethene	2.9	U	2.9	0.24	ug/Kg	☼	11/30/11 19:30	12/07/11 01:32	1
Isopropylbenzene	2.9	U	2.9	0.093	ug/Kg	☼	11/30/11 19:30	12/07/11 01:32	1
Methyl acetate	5.8	U	5.8	0.81	ug/Kg	☼	11/30/11 19:30	12/07/11 01:32	1
Methyl tert-butyl ether	12	U	12	0.25	ug/Kg	☼	11/30/11 19:30	12/07/11 01:32	1
1,1,2-Trichloro-1,2,2-trifluoroethane	2.9	U	2.9	0.75	ug/Kg	☼	11/30/11 19:30	12/07/11 01:32	1
1,2,4-Trichlorobenzene	2.9	U	2.9	0.16	ug/Kg	☼	11/30/11 19:30	12/07/11 01:32	1
1,2-Dichlorobenzene	2.9	U	2.9	0.21	ug/Kg	☼	11/30/11 19:30	12/07/11 01:32	1
1,3-Dichlorobenzene	2.9	U	2.9	0.20	ug/Kg	☼	11/30/11 19:30	12/07/11 01:32	1
1,4-Dichlorobenzene	2.9	U	2.9	0.38	ug/Kg	☼	11/30/11 19:30	12/07/11 01:32	1
Trichlorofluoromethane	2.9	U	2.9	0.20	ug/Kg	☼	11/30/11 19:30	12/07/11 01:32	1
Chlorodibromomethane	2.9	U	2.9	0.32	ug/Kg	☼	11/30/11 19:30	12/07/11 01:32	1
Methylcyclohexane	5.8	U	5.8	0.18	ug/Kg	☼	11/30/11 19:30	12/07/11 01:32	1

Client: Conestoga-Rovers & Associates, Inc.
Project/Site: 17324-T07, RACER Former MTM

TestAmerica Job ID: 240-6361-1

Client Sample ID: S-017324-112911-TP-133
Date Collected: 11/29/11 15:05
Date Received: 11/30/11 16:31

Lab Sample ID: 240-6361-21
Matrix: Solid
Percent Solids: 74.5

Surrogate	%Recovery	Qualifier	Limits	Prepared	Analyzed	Dil Fac
1,2-Dichloroethane-d4 (Surr)	*102*		*58 - 123*	*11/30/11 19:30*	*12/07/11 01:32*	*1*
4-Bromofluorobenzene (Surr)	*96*		*52 - 136*	*11/30/11 19:30*	*12/07/11 01:32*	*1*
Toluene-d8 (Surr)	*105*		*67 - 125*	*11/30/11 19:30*	*12/07/11 01:32*	*1*
Dibromofluoromethane (Surr)	*102*		*37 - 132*	*11/30/11 19:30*	*12/07/11 01:32*	*1*

Method: 8270C - Semivolatile Organic Compounds (GC/MS)

Analyte	Result	Qualifier	RL	MDL	Unit	D	Prepared	Analyzed	Dil Fac
1,1'-Biphenyl	67	U	67	36	ug/Kg	☼	12/05/11 10:53	12/07/11 10:17	1
2,2'-oxybis[1-chloropropane]	130	U	130	13	ug/Kg	☼	12/05/11 10:53	12/07/11 10:17	1
2,4,5-Trichlorophenol	200	U	200	34	ug/Kg	☼	12/05/11 10:53	12/07/11 10:17	1
2,4,6-Trichlorophenol	200	U	200	110	ug/Kg	☼	12/05/11 10:53	12/07/11 10:17	1
2,4-Dichlorophenol	200	U	200	27	ug/Kg	☼	12/05/11 10:53	12/07/11 10:17	1
2,4-Dimethylphenol	200	U	200	27	ug/Kg	☼	12/05/11 10:53	12/07/11 10:17	1
2,4-Dinitrophenol	440	U	440	110	ug/Kg	☼	12/05/11 10:53	12/07/11 10:17	1
2,4-Dinitrotoluene	270	U	270	36	ug/Kg	☼	12/05/11 10:53	12/07/11 10:17	1
2,6-Dinitrotoluene	270	U	270	28	ug/Kg	☼	12/05/11 10:53	12/07/11 10:17	1
2-Chloronaphthalene	67	U	67	4.4	ug/Kg	☼	12/05/11 10:53	12/07/11 10:17	1
2-Chlorophenol	67	U	67	36	ug/Kg	☼	12/05/11 10:53	12/07/11 10:17	1
2-Methylnaphthalene	9.0	U	9.0	4.4	ug/Kg	☼	12/05/11 10:53	12/07/11 10:17	1
2-Methylphenol	270	U	270	110	ug/Kg	☼	12/05/11 10:53	12/07/11 10:17	1
2-Nitroaniline	270	U	270	12	ug/Kg	☼	12/05/11 10:53	12/07/11 10:17	1
2-Nitrophenol	67	U	67	36	ug/Kg	☼	12/05/11 10:53	12/07/11 10:17	1
3,3'-Dichlorobenzidine	130	U	130	24	ug/Kg	☼	12/05/11 10:53	12/07/11 10:17	1
3-Nitroaniline	270	U	270	22	ug/Kg	☼	12/05/11 10:53	12/07/11 10:17	1
4,6-Dinitro-2-methylphenol	200	U	200	110	ug/Kg	☼	12/05/11 10:53	12/07/11 10:17	1
4-Bromophenyl phenyl ether	67	U	67	18	ug/Kg	☼	12/05/11 10:53	12/07/11 10:17	1
4-Chloro-3-methylphenol	200	U	200	28	ug/Kg	☼	12/05/11 10:53	12/07/11 10:17	1
4-Chloroaniline	200	U	200	23	ug/Kg	☼	12/05/11 10:53	12/07/11 10:17	1
4-Chlorophenyl phenyl ether	67	U	67	18	ug/Kg	☼	12/05/11 10:53	12/07/11 10:17	1
4-Nitroaniline	270	U	270	35	ug/Kg	☼	12/05/11 10:53	12/07/11 10:17	1
4-Nitrophenol	440	U	440	110	ug/Kg	☼	12/05/11 10:53	12/07/11 10:17	1
Acenaphthene	9.0	U	9.0	4.4	ug/Kg	☼	12/05/11 10:53	12/07/11 10:17	1
Acenaphthylene	9.0	U	9.0	4.4	ug/Kg	☼	12/05/11 10:53	12/07/11 10:17	1
Acetophenone	130	U	130	12	ug/Kg	☼	12/05/11 10:53	12/07/11 10:17	1
Anthracene	9.0	U	9.0	4.4	ug/Kg	☼	12/05/11 10:53	12/07/11 10:17	1
Atrazine	270	U	270	12	ug/Kg	☼	12/05/11 10:53	12/07/11 10:17	1
Benzaldehyde	130	U	130	16	ug/Kg	☼	12/05/11 10:53	12/07/11 10:17	1
Benzo[a]anthracene	9.0	U	9.0	4.4	ug/Kg	☼	12/05/11 10:53	12/07/11 10:17	1
Benzo[a]pyrene	9.0	U	9.0	4.4	ug/Kg	☼	12/05/11 10:53	12/07/11 10:17	1
Benzo[b]fluoranthene	9.0	U	9.0	4.4	ug/Kg	☼	12/05/11 10:53	12/07/11 10:17	1
Benzo[g,h,i]perylene	9.0	U	9.0	4.4	ug/Kg	☼	12/05/11 10:53	12/07/11 10:17	1
Benzo[k]fluoranthene	9.0	U	9.0	4.4	ug/Kg	☼	12/05/11 10:53	12/07/11 10:17	1
Bis(2-chloroethoxy)methane	130	U	130	30	ug/Kg	☼	12/05/11 10:53	12/07/11 10:17	1
Bis(2-chloroethyl)ether	130	U	130	2.7	ug/Kg	☼	12/05/11 10:53	12/07/11 10:17	1
Bis(2-ethylhexyl) phthalate	**36**	**J**	67	26	ug/Kg	☼	12/05/11 10:53	12/07/11 10:17	1
Butyl benzyl phthalate	67	U	67	13	ug/Kg	☼	12/05/11 10:53	12/07/11 10:17	1
Caprolactam	440	U	440	50	ug/Kg	☼	12/05/11 10:53	12/07/11 10:17	1
Carbazole	67	U	67	36	ug/Kg	☼	12/05/11 10:53	12/07/11 10:17	1
Chrysene	9.0	U	9.0	1.5	ug/Kg	☼	12/05/11 10:53	12/07/11 10:17	1
Dibenz(a,h)anthracene	9.0	U	9.0	4.4	ug/Kg	☼	12/05/11 10:53	12/07/11 10:17	1
Dibenzofuran	67	U	67	4.4	ug/Kg	☼	12/05/11 10:53	12/07/11 10:17	1

Client Sample ID: S-017324-112911-TP-133
Date Collected: 11/29/11 15:05
Date Received: 11/30/11 16:31

Lab Sample ID: 240-6361-21
Matrix: Solid
Percent Solids: 74.5

Method: 8270C - Semivolatile Organic Compounds (GC/MS) (Continued)

Analyte	Result	Qualifier	RL	MDL	Unit	D	Prepared	Analyzed	Dil Fac
Diethyl phthalate	67	U	67	22	ug/Kg	☼	12/05/11 10:53	12/07/11 10:17	1
Dimethyl phthalate	67	U	67	23	ug/Kg	☼	12/05/11 10:53	12/07/11 10:17	1
Di-n-butyl phthalate	67	U	67	20	ug/Kg	☼	12/05/11 10:53	12/07/11 10:17	1
Di-n-octyl phthalate	67	U	67	36	ug/Kg	☼	12/05/11 10:53	12/07/11 10:17	1
Fluoranthene	9.0	U	9.0	4.4	ug/Kg	☼	12/05/11 10:53	12/07/11 10:17	1
Fluorene	9.0	U	9.0	4.4	ug/Kg	☼	12/05/11 10:53	12/07/11 10:17	1
Hexachlorobenzene	9.0	U	9.0	2.8	ug/Kg	☼	12/05/11 10:53	12/07/11 10:17	1
Hexachlorobutadiene	67	U	67	36	ug/Kg	☼	12/05/11 10:53	12/07/11 10:17	1
Hexachlorocyclopentadiene	440	U	440	36	ug/Kg	☼	12/05/11 10:53	12/07/11 10:17	1
Hexachloroethane	67	U	67	12	ug/Kg	☼	12/05/11 10:53	12/07/11 10:17	1
Indeno[1,2,3-cd]pyrene	9.0	U	9.0	4.4	ug/Kg	☼	12/05/11 10:53	12/07/11 10:17	1
Isophorone	67	U	67	18	ug/Kg	☼	12/05/11 10:53	12/07/11 10:17	1
Naphthalene	9.0	U	9.0	4.4	ug/Kg	☼	12/05/11 10:53	12/07/11 10:17	1
Nitrobenzene	130	U	130	3.0	ug/Kg	☼	12/05/11 10:53	12/07/11 10:17	1
N-Nitrosodi-n-propylamine	67	U	67	36	ug/Kg	☼	12/05/11 10:53	12/07/11 10:17	1
N-Nitrosodiphenylamine	67	U	67	28	ug/Kg	☼	12/05/11 10:53	12/07/11 10:17	1
Pentachlorophenol	200	U	200	110	ug/Kg	☼	12/05/11 10:53	12/07/11 10:17	1
Phenol	67	U	67	36	ug/Kg	☼	12/05/11 10:53	12/07/11 10:17	1
Phenanthrene	9.0	U	9.0	4.4	ug/Kg	☼	12/05/11 10:53	12/07/11 10:17	1
Pyrene	9.0	U	9.0	4.4	ug/Kg	☼	12/05/11 10:53	12/07/11 10:17	1
3 & 4 Methylphenol	540	U	540	27	ug/Kg	☼	12/05/11 10:53	12/07/11 10:17	1

Surrogate	*%Recovery*	*Qualifier*	*Limits*	*Prepared*	*Analyzed*	*Dil Fac*
2-Fluorobiphenyl (Surr)	*55*		*34 - 110*	*12/05/11 10:53*	*12/07/11 10:17*	*1*
2-Fluorophenol (Surr)	*60*		*26 - 110*	*12/05/11 10:53*	*12/07/11 10:17*	*1*
2,4,6-Tribromophenol (Surr)	*28*		*10 - 118*	*12/05/11 10:53*	*12/07/11 10:17*	*1*
Nitrobenzene-d5 (Surr)	*59*		*24 - 112*	*12/05/11 10:53*	*12/07/11 10:17*	*1*
Phenol-d5 (Surr)	*58*		*28 - 110*	*12/05/11 10:53*	*12/07/11 10:17*	*1*
Terphenyl-d14 (Surr)	*70*		*41 - 119*	*12/05/11 10:53*	*12/07/11 10:17*	*1*

Method: 8082 - Polychlorinated Biphenyls (PCBs) by Gas Chromatography

Analyte	Result	Qualifier	RL	MDL	Unit	D	Prepared	Analyzed	Dil Fac
Aroclor-1016	44	U	44	28	ug/Kg	☼	12/03/11 10:22	12/08/11 06:58	1
Aroclor-1221	44	U	44	21	ug/Kg	☼	12/03/11 10:22	12/08/11 06:58	1
Aroclor-1232	44	U	44	19	ug/Kg	☼	12/03/11 10:22	12/08/11 06:58	1
Aroclor-1242	44	U	44	17	ug/Kg	☼	12/03/11 10:22	12/08/11 06:58	1
Aroclor-1248	44	U	44	23	ug/Kg	☼	12/03/11 10:22	12/08/11 06:58	1
Aroclor-1254	44	U	44	23	ug/Kg	☼	12/03/11 10:22	12/08/11 06:58	1
Aroclor-1260	44	U	44	23	ug/Kg	☼	12/03/11 10:22	12/08/11 06:58	1

Surrogate	*%Recovery*	*Qualifier*	*Limits*	*Prepared*	*Analyzed*	*Dil Fac*
Tetrachloro-m-xylene	*81*		*29 - 151*	*12/03/11 10:22*	*12/08/11 06:58*	*1*
DCB Decachlorobiphenyl	*69*		*14 - 163*	*12/03/11 10:22*	*12/08/11 06:58*	*1*

Method: 6010B - Metals (ICP)

Analyte	Result	Qualifier	RL	MDL	Unit	D	Prepared	Analyzed	Dil Fac
Aluminum	**11000**		26	13	mg/Kg	☼	12/02/11 10:39	12/05/11 18:16	1
Antimony	**0.79**	**J**	1.3	0.51	mg/Kg	☼	12/02/11 10:39	12/05/11 18:16	1
Barium	**94**	**B**	26	0.093	mg/Kg	☼	12/02/11 10:39	12/05/11 18:16	1
Beryllium	**0.47**	**J**	0.66	0.057	mg/Kg	☼	12/02/11 10:39	12/05/11 18:16	1
Calcium	**39000**	**B**	660	21	mg/Kg	☼	12/02/11 10:39	12/05/11 18:16	1

Client: Conestoga-Rovers & Associates, Inc.
Project/Site: 17324-T07, RACER Former MTM

TestAmerica Job ID: 240-6361-1

Client Sample ID: S-017324-112911-TP-133
Date Collected: 11/29/11 15:05
Date Received: 11/30/11 16:31

Lab Sample ID: 240-6361-21
Matrix: Solid
Percent Solids: 74.5

Method: 6010B - Metals (ICP) (Continued)

Analyte	Result	Qualifier	RL	MDL	Unit	D	Prepared	Analyzed	Dil Fac
Cadmium	0.37		0.26	0.047	mg/Kg	☼	12/02/11 10:39	12/05/11 18:16	1
Cobalt	10		6.6	0.21	mg/Kg	☼	12/02/11 10:39	12/05/11 18:16	1
Chromium	17		0.66	0.26	mg/Kg	☼	12/02/11 10:39	12/05/11 18:16	1
Copper	27		3.3	0.97	mg/Kg	☼	12/02/11 10:39	12/05/11 18:16	1
Iron	24000		13	6.4	mg/Kg	☼	12/02/11 10:39	12/05/11 18:16	1
Potassium	1300	B	660	8.2	mg/Kg	☼	12/02/11 10:39	12/05/11 18:16	1
Magnesium	23000	B	660	6.7	mg/Kg	☼	12/02/11 10:39	12/05/11 18:16	1
Manganese	860	B	2.0	0.097	mg/Kg	☼	12/02/11 10:39	12/05/11 18:16	1
Silver	0.66	U	0.66	0.13	mg/Kg	☼	12/02/11 10:39	12/05/11 18:16	1
Sodium	660	U	660	87	mg/Kg	☼	12/02/11 10:39	12/05/11 18:16	1
Nickel	29		5.3	0.36	mg/Kg	☼	12/02/11 10:39	12/05/11 18:16	1
Vanadium	27		6.6	0.16	mg/Kg	☼	12/02/11 10:39	12/05/11 18:16	1
Zinc	64		2.6	1.3	mg/Kg	☼	12/02/11 10:39	12/05/11 18:16	1
Arsenic	7.8		1.3	0.39	mg/Kg	☼	12/02/11 10:39	12/05/11 18:16	1
Lead	12		0.39	0.25	mg/Kg	☼	12/02/11 10:39	12/05/11 18:16	1
Selenium	0.66	U	0.66	0.59	mg/Kg	☼	12/02/11 10:39	12/05/11 18:16	1
Thallium	1.8		1.3	0.72	mg/Kg	☼	12/02/11 10:39	12/05/11 18:16	1

Method: 7471A - Mercury (CVAA)

Analyte	Result	Qualifier	RL	MDL	Unit	D	Prepared	Analyzed	Dil Fac
Mercury	0.10	U	0.10	0.015	mg/Kg	☼	12/02/11 13:40	12/06/11 09:10	1

Client: Conestoga-Rovers & Associates, Inc.
Project/Site: 17324-T07, RACER Former MTM

TestAmerica Job ID: 240-6361-1

Client Sample ID: S-017324-112911-TP-134
Date Collected: 11/29/11 15:25
Date Received: 11/30/11 16:31

Lab Sample ID: 240-6361-22
Matrix: Solid
Percent Solids: 90.9

Method: 8260B - Volatile Organic Compounds (GC/MS)

Analyte	Result	Qualifier	RL	MDL	Unit	D	Prepared	Analyzed	Dil Fac
Acetone	9.2	U	9.2	2.9	ug/Kg	☼	11/30/11 19:30	12/07/11 01:53	1
Benzene	2.3	U	2.3	0.11	ug/Kg	☼	11/30/11 19:30	12/07/11 01:53	1
Dichlorobromomethane	2.3	U	2.3	0.13	ug/Kg	☼	11/30/11 19:30	12/07/11 01:53	1
Bromoform	2.3	U	2.3	0.15	ug/Kg	☼	11/30/11 19:30	12/07/11 01:53	1
Bromomethane	2.3	U	2.3	0.25	ug/Kg	☼	11/30/11 19:30	12/07/11 01:53	1
2-Butanone (MEK)	9.2	U	9.2	0.65	ug/Kg	☼	11/30/11 19:30	12/07/11 01:53	1
Carbon disulfide	2.3	U	2.3	0.20	ug/Kg	☼	11/30/11 19:30	12/07/11 01:53	1
Carbon tetrachloride	2.3	U	2.3	0.17	ug/Kg	☼	11/30/11 19:30	12/07/11 01:53	1
Chlorobenzene	2.3	U	2.3	0.15	ug/Kg	☼	11/30/11 19:30	12/07/11 01:53	1
Chloroethane	2.3	U	2.3	0.40	ug/Kg	☼	11/30/11 19:30	12/07/11 01:53	1
Chloroform	2.3	U	2.3	0.13	ug/Kg	☼	11/30/11 19:30	12/07/11 01:53	1
Chloromethane	2.3	U	2.3	0.19	ug/Kg	☼	11/30/11 19:30	12/07/11 01:53	1
1,1-Dichloroethane	**2.1**	**J**	2.3	0.17	ug/Kg	☼	11/30/11 19:30	12/07/11 01:53	1
1,2-Dichloroethane	**0.52**	**J**	2.3	0.16	ug/Kg	☼	11/30/11 19:30	12/07/11 01:53	1
1,1-Dichloroethene	2.3	U	2.3	0.24	ug/Kg	☼	11/30/11 19:30	12/07/11 01:53	1
1,2-Dichloropropane	2.3	U	2.3	0.32	ug/Kg	☼	11/30/11 19:30	12/07/11 01:53	1
cis-1,3-Dichloropropene	2.3	U	2.3	0.16	ug/Kg	☼	11/30/11 19:30	12/07/11 01:53	1
trans-1,3-Dichloropropene	2.3	U	2.3	0.25	ug/Kg	☼	11/30/11 19:30	12/07/11 01:53	1
Ethylbenzene	2.3	U	2.3	0.12	ug/Kg	☼	11/30/11 19:30	12/07/11 01:53	1
2-Hexanone	9.2	U	9.2	0.29	ug/Kg	☼	11/30/11 19:30	12/07/11 01:53	1
Methylene Chloride	2.3	U	2.3	0.31	ug/Kg	☼	11/30/11 19:30	12/07/11 01:53	1
4-Methyl-2-pentanone (MIBK)	9.2	U	9.2	0.25	ug/Kg	☼	11/30/11 19:30	12/07/11 01:53	1
Styrene	2.3	U	2.3	0.069	ug/Kg	☼	11/30/11 19:30	12/07/11 01:53	1
1,1,2,2-Tetrachloroethane	2.3	U	2.3	0.16	ug/Kg	☼	11/30/11 19:30	12/07/11 01:53	1
Tetrachloroethene	**1.8**	**J**	2.3	0.24	ug/Kg	☼	11/30/11 19:30	12/07/11 01:53	1
Toluene	**0.34**	**J**	2.3	0.12	ug/Kg	☼	11/30/11 19:30	12/07/11 01:53	1
Trichloroethene	**0.30**	**J**	2.3	0.19	ug/Kg	☼	11/30/11 19:30	12/07/11 01:53	1
Vinyl chloride	2.3	U	2.3	0.18	ug/Kg	☼	11/30/11 19:30	12/07/11 01:53	1
Xylenes, Total	4.6	U	4.6	0.31	ug/Kg	☼	11/30/11 19:30	12/07/11 01:53	1
1,1,1-Trichloroethane	**1.5**	**J**	2.3	0.26	ug/Kg	☼	11/30/11 19:30	12/07/11 01:53	1
1,1,2-Trichloroethane	2.3	U	2.3	0.18	ug/Kg	☼	11/30/11 19:30	12/07/11 01:53	1
Cyclohexane	4.6	U	4.6	0.15	ug/Kg	☼	11/30/11 19:30	12/07/11 01:53	1
1,2-Dibromo-3-Chloropropane	4.6	U	4.6	0.60	ug/Kg	☼	11/30/11 19:30	12/07/11 01:53	1
Ethylene Dibromide	2.3	U	2.3	0.23	ug/Kg	☼	11/30/11 19:30	12/07/11 01:53	1
Dichlorodifluoromethane	2.3	U	2.3	0.23	ug/Kg	☼	11/30/11 19:30	12/07/11 01:53	1
cis-1,2-Dichloroethene	2.3	U	2.3	0.17	ug/Kg	☼	11/30/11 19:30	12/07/11 01:53	1
trans-1,2-Dichloroethene	2.3	U	2.3	0.19	ug/Kg	☼	11/30/11 19:30	12/07/11 01:53	1
Isopropylbenzene	2.3	U	2.3	0.074	ug/Kg	☼	11/30/11 19:30	12/07/11 01:53	1
Methyl acetate	4.6	U	4.6	0.65	ug/Kg	☼	11/30/11 19:30	12/07/11 01:53	1
Methyl tert-butyl ether	9.2	U	9.2	0.20	ug/Kg	☼	11/30/11 19:30	12/07/11 01:53	1
1,1,2-Trichloro-1,2,2-trifluoroethane	2.3	U	2.3	0.60	ug/Kg	☼	11/30/11 19:30	12/07/11 01:53	1
1,2,4-Trichlorobenzene	2.3	U	2.3	0.12	ug/Kg	☼	11/30/11 19:30	12/07/11 01:53	1
1,2-Dichlorobenzene	2.3	U	2.3	0.17	ug/Kg	☼	11/30/11 19:30	12/07/11 01:53	1
1,3-Dichlorobenzene	2.3	U	2.3	0.16	ug/Kg	☼	11/30/11 19:30	12/07/11 01:53	1
1,4-Dichlorobenzene	2.3	U	2.3	0.30	ug/Kg	☼	11/30/11 19:30	12/07/11 01:53	1
Trichlorofluoromethane	2.3	U	2.3	0.16	ug/Kg	☼	11/30/11 19:30	12/07/11 01:53	1
Chlorodibromomethane	2.3	U	2.3	0.25	ug/Kg	☼	11/30/11 19:30	12/07/11 01:53	1
Methylcyclohexane	4.6	U	4.6	0.14	ug/Kg	☼	11/30/11 19:30	12/07/11 01:53	1

Client: Conestoga-Rovers & Associates, Inc.
Project/Site: 17324-T07, RACER Former MTM

TestAmerica Job ID: 240-6361-1

Client Sample ID: S-017324-112911-TP-134
Date Collected: 11/29/11 15:25
Date Received: 11/30/11 16:31

Lab Sample ID: 240-6361-22
Matrix: Solid
Percent Solids: 90.9

Surrogate	%Recovery	Qualifier	Limits	Prepared	Analyzed	Dil Fac
1,2-Dichloroethane-d4 (Surr)	*88*		*58 - 123*	*11/30/11 19:30*	*12/07/11 01:53*	*1*
4-Bromofluorobenzene (Surr)	*89*		*52 - 136*	*11/30/11 19:30*	*12/07/11 01:53*	*1*
Toluene-d8 (Surr)	*102*		*67 - 125*	*11/30/11 19:30*	*12/07/11 01:53*	*1*
Dibromofluoromethane (Surr)	*95*		*37 - 132*	*11/30/11 19:30*	*12/07/11 01:53*	*1*

Method: 8270C - Semivolatile Organic Compounds (GC/MS)

Analyte	Result	Qualifier	RL	MDL	Unit	D	Prepared	Analyzed	Dil Fac
1,1'-Biphenyl	55	U	55	30	ug/Kg	☼	12/05/11 10:53	12/07/11 10:34	1
2,2'-oxybis[1-chloropropane]	110	U	110	10	ug/Kg	☼	12/05/11 10:53	12/07/11 10:34	1
2,4,5-Trichlorophenol	160	U	160	27	ug/Kg	☼	12/05/11 10:53	12/07/11 10:34	1
2,4,6-Trichlorophenol	160	U	160	88	ug/Kg	☼	12/05/11 10:53	12/07/11 10:34	1
2,4-Dichlorophenol	160	U	160	22	ug/Kg	☼	12/05/11 10:53	12/07/11 10:34	1
2,4-Dimethylphenol	160	U	160	22	ug/Kg	☼	12/05/11 10:53	12/07/11 10:34	1
2,4-Dinitrophenol	360	U	360	88	ug/Kg	☼	12/05/11 10:53	12/07/11 10:34	1
2,4-Dinitrotoluene	220	U	220	30	ug/Kg	☼	12/05/11 10:53	12/07/11 10:34	1
2,6-Dinitrotoluene	220	U	220	23	ug/Kg	☼	12/05/11 10:53	12/07/11 10:34	1
2-Chloronaphthalene	55	U	55	3.6	ug/Kg	☼	12/05/11 10:53	12/07/11 10:34	1
2-Chlorophenol	55	U	55	30	ug/Kg	☼	12/05/11 10:53	12/07/11 10:34	1
2-Methylnaphthalene	7.3	U	7.3	3.6	ug/Kg	☼	12/05/11 10:53	12/07/11 10:34	1
2-Methylphenol	220	U	220	88	ug/Kg	☼	12/05/11 10:53	12/07/11 10:34	1
2-Nitroaniline	220	U	220	10	ug/Kg	☼	12/05/11 10:53	12/07/11 10:34	1
2-Nitrophenol	55	U	55	30	ug/Kg	☼	12/05/11 10:53	12/07/11 10:34	1
3,3'-Dichlorobenzidine	110	U	110	20	ug/Kg	☼	12/05/11 10:53	12/07/11 10:34	1
3-Nitroaniline	220	U	220	18	ug/Kg	☼	12/05/11 10:53	12/07/11 10:34	1
4,6-Dinitro-2-methylphenol	160	U	160	88	ug/Kg	☼	12/05/11 10:53	12/07/11 10:34	1
4-Bromophenyl phenyl ether	55	U	55	14	ug/Kg	☼	12/05/11 10:53	12/07/11 10:34	1
4-Chloro-3-methylphenol	160	U	160	23	ug/Kg	☼	12/05/11 10:53	12/07/11 10:34	1
4-Chloroaniline	160	U	160	19	ug/Kg	☼	12/05/11 10:53	12/07/11 10:34	1
4-Chlorophenyl phenyl ether	55	U	55	14	ug/Kg	☼	12/05/11 10:53	12/07/11 10:34	1
4-Nitroaniline	220	U	220	28	ug/Kg	☼	12/05/11 10:53	12/07/11 10:34	1
4-Nitrophenol	360	U	360	88	ug/Kg	☼	12/05/11 10:53	12/07/11 10:34	1
Acenaphthene	7.3	U	7.3	3.6	ug/Kg	☼	12/05/11 10:53	12/07/11 10:34	1
Acenaphthylene	7.3	U	7.3	3.6	ug/Kg	☼	12/05/11 10:53	12/07/11 10:34	1
Acetophenone	110	U	110	10	ug/Kg	☼	12/05/11 10:53	12/07/11 10:34	1
Anthracene	7.3	U	7.3	3.6	ug/Kg	☼	12/05/11 10:53	12/07/11 10:34	1
Atrazine	220	U	220	10	ug/Kg	☼	12/05/11 10:53	12/07/11 10:34	1
Benzaldehyde	110	U	110	13	ug/Kg	☼	12/05/11 10:53	12/07/11 10:34	1
Benzo[a]anthracene	7.3	U	7.3	3.6	ug/Kg	☼	12/05/11 10:53	12/07/11 10:34	1
Benzo[a]pyrene	7.3	U	7.3	3.6	ug/Kg	☼	12/05/11 10:53	12/07/11 10:34	1
Benzo[b]fluoranthene	7.3	U	7.3	3.6	ug/Kg	☼	12/05/11 10:53	12/07/11 10:34	1
Benzo[g,h,i]perylene	7.3	U	7.3	3.6	ug/Kg	☼	12/05/11 10:53	12/07/11 10:34	1
Benzo[k]fluoranthene	7.3	U	7.3	3.6	ug/Kg	☼	12/05/11 10:53	12/07/11 10:34	1
Bis(2-chloroethoxy)methane	110	U	110	24	ug/Kg	☼	12/05/11 10:53	12/07/11 10:34	1
Bis(2-chloroethyl)ether	110	U	110	2.2	ug/Kg	☼	12/05/11 10:53	12/07/11 10:34	1
Bis(2-ethylhexyl) phthalate	**40**	**J**	55	21	ug/Kg	☼	12/05/11 10:53	12/07/11 10:34	1
Butyl benzyl phthalate	55	U	55	11	ug/Kg	☼	12/05/11 10:53	12/07/11 10:34	1
Caprolactam	360	U	360	41	ug/Kg	☼	12/05/11 10:53	12/07/11 10:34	1
Carbazole	55	U	55	30	ug/Kg	☼	12/05/11 10:53	12/07/11 10:34	1
Chrysene	7.3	U	7.3	1.2	ug/Kg	☼	12/05/11 10:53	12/07/11 10:34	1
Dibenz(a,h)anthracene	7.3	U	7.3	3.6	ug/Kg	☼	12/05/11 10:53	12/07/11 10:34	1
Dibenzofuran	55	U	55	3.6	ug/Kg	☼	12/05/11 10:53	12/07/11 10:34	1

Client Sample ID: S-017324-112911-TP-134
Date Collected: 11/29/11 15:25
Date Received: 11/30/11 16:31

Lab Sample ID: 240-6361-22
Matrix: Solid
Percent Solids: 90.9

Method: 8270C - Semivolatile Organic Compounds (GC/MS) (Continued)

Analyte	Result	Qualifier	RL	MDL	Unit	D	Prepared	Analyzed	Dil Fac
Diethyl phthalate	55	U	55	18	ug/Kg	☼	12/05/11 10:53	12/07/11 10:34	1
Dimethyl phthalate	55	U	55	19	ug/Kg	☼	12/05/11 10:53	12/07/11 10:34	1
Di-n-butyl phthalate	55	U	55	16	ug/Kg	☼	12/05/11 10:53	12/07/11 10:34	1
Di-n-octyl phthalate	55	U	55	30	ug/Kg	☼	12/05/11 10:53	12/07/11 10:34	1
Fluoranthene	7.3	U	7.3	3.6	ug/Kg	☼	12/05/11 10:53	12/07/11 10:34	1
Fluorene	7.3	U	7.3	3.6	ug/Kg	☼	12/05/11 10:53	12/07/11 10:34	1
Hexachlorobenzene	7.3	U	7.3	2.3	ug/Kg	☼	12/05/11 10:53	12/07/11 10:34	1
Hexachlorobutadiene	55	U	55	30	ug/Kg	☼	12/05/11 10:53	12/07/11 10:34	1
Hexachlorocyclopentadiene	360	U	360	30	ug/Kg	☼	12/05/11 10:53	12/07/11 10:34	1
Hexachloroethane	55	U	55	9.9	ug/Kg	☼	12/05/11 10:53	12/07/11 10:34	1
Indeno[1,2,3-cd]pyrene	7.3	U	7.3	3.6	ug/Kg	☼	12/05/11 10:53	12/07/11 10:34	1
Isophorone	55	U	55	14	ug/Kg	☼	12/05/11 10:53	12/07/11 10:34	1
Naphthalene	7.3	U	7.3	3.6	ug/Kg	☼	12/05/11 10:53	12/07/11 10:34	1
Nitrobenzene	110	U	110	2.4	ug/Kg	☼	12/05/11 10:53	12/07/11 10:34	1
N-Nitrosodi-n-propylamine	55	U	55	30	ug/Kg	☼	12/05/11 10:53	12/07/11 10:34	1
N-Nitrosodiphenylamine	55	U	55	23	ug/Kg	☼	12/05/11 10:53	12/07/11 10:34	1
Pentachlorophenol	160	U	160	88	ug/Kg	☼	12/05/11 10:53	12/07/11 10:34	1
Phenol	55	U	55	30	ug/Kg	☼	12/05/11 10:53	12/07/11 10:34	1
Phenanthrene	7.3	U	7.3	3.6	ug/Kg	☼	12/05/11 10:53	12/07/11 10:34	1
Pyrene	7.3	U	7.3	3.6	ug/Kg	☼	12/05/11 10:53	12/07/11 10:34	1
3 & 4 Methylphenol	440	U	440	22	ug/Kg	☼	12/05/11 10:53	12/07/11 10:34	1

Surrogate	*%Recovery*	*Qualifier*	*Limits*	*Prepared*	*Analyzed*	*Dil Fac*
2-Fluorobiphenyl (Surr)	*60*		*34 - 110*	*12/05/11 10:53*	*12/07/11 10:34*	*1*
2-Fluorophenol (Surr)	*43*		*26 - 110*	*12/05/11 10:53*	*12/07/11 10:34*	*1*
2,4,6-Tribromophenol (Surr)	*25*		*10 - 118*	*12/05/11 10:53*	*12/07/11 10:34*	*1*
Nitrobenzene-d5 (Surr)	*60*		*24 - 112*	*12/05/11 10:53*	*12/07/11 10:34*	*1*
Phenol-d5 (Surr)	*59*		*28 - 110*	*12/05/11 10:53*	*12/07/11 10:34*	*1*
Terphenyl-d14 (Surr)	*66*		*41 - 119*	*12/05/11 10:53*	*12/07/11 10:34*	*1*

Method: 8082 - Polychlorinated Biphenyls (PCBs) by Gas Chromatography

Analyte	Result	Qualifier	RL	MDL	Unit	D	Prepared	Analyzed	Dil Fac
Aroclor-1016	36	U	36	23	ug/Kg	☼	12/03/11 10:22	12/08/11 07:13	1
Aroclor-1221	36	U	36	18	ug/Kg	☼	12/03/11 10:22	12/08/11 07:13	1
Aroclor-1232	36	U	36	15	ug/Kg	☼	12/03/11 10:22	12/08/11 07:13	1
Aroclor-1242	36	U	36	14	ug/Kg	☼	12/03/11 10:22	12/08/11 07:13	1
Aroclor-1248	36	U	36	19	ug/Kg	☼	12/03/11 10:22	12/08/11 07:13	1
Aroclor-1254	36	U	36	19	ug/Kg	☼	12/03/11 10:22	12/08/11 07:13	1
Aroclor-1260	36	U	36	19	ug/Kg	☼	12/03/11 10:22	12/08/11 07:13	1

Surrogate	*%Recovery*	*Qualifier*	*Limits*	*Prepared*	*Analyzed*	*Dil Fac*
Tetrachloro-m-xylene	*79*		*29 - 151*	*12/03/11 10:22*	*12/08/11 07:13*	*1*
DCB Decachlorobiphenyl	*70*		*14 - 163*	*12/03/11 10:22*	*12/08/11 07:13*	*1*

Method: 6010B - Metals (ICP)

Analyte	Result	Qualifier	RL	MDL	Unit	D	Prepared	Analyzed	Dil Fac
Aluminum	**2900**		20	9.7	mg/Kg	☼	12/02/11 10:39	12/05/11 18:23	1
Antimony	1.0	U	1.0	0.39	mg/Kg	☼	12/02/11 10:39	12/05/11 18:23	1
Barium	**16**	**J B**	20	0.072	mg/Kg	☼	12/02/11 10:39	12/05/11 18:23	1
Beryllium	**0.070**	**J**	0.50	0.043	mg/Kg	☼	12/02/11 10:39	12/05/11 18:23	1
Calcium	**46000**	**B**	500	16	mg/Kg	☼	12/02/11 10:39	12/05/11 18:23	1

Client: Conestoga-Rovers & Associates, Inc.
Project/Site: 17324-T07, RACER Former MTM

TestAmerica Job ID: 240-6361-1

Client Sample ID: S-017324-112911-TP-134
Date Collected: 11/29/11 15:25
Date Received: 11/30/11 16:31

Lab Sample ID: 240-6361-22
Matrix: Solid
Percent Solids: 90.9

Method: 6010B - Metals (ICP) (Continued)

Analyte	Result	Qualifier	RL	MDL	Unit	D	Prepared	Analyzed	Dil Fac
Cadmium	0.19	J	0.20	0.036	mg/Kg	☼	12/02/11 10:39	12/05/11 18:23	1
Cobalt	3.2	J	5.0	0.16	mg/Kg	☼	12/02/11 10:39	12/05/11 18:23	1
Chromium	6.2		0.50	0.20	mg/Kg	☼	12/02/11 10:39	12/05/11 18:23	1
Copper	11		2.5	0.75	mg/Kg	☼	12/02/11 10:39	12/05/11 18:23	1
Iron	8400		10	4.9	mg/Kg	☼	12/02/11 10:39	12/05/11 18:23	1
Potassium	550	B	500	6.3	mg/Kg	☼	12/02/11 10:39	12/05/11 18:23	1
Magnesium	33000	B	500	5.1	mg/Kg	☼	12/02/11 10:39	12/05/11 18:23	1
Manganese	320	B	1.5	0.075	mg/Kg	☼	12/02/11 10:39	12/05/11 18:23	1
Silver	0.50	U	0.50	0.10	mg/Kg	☼	12/02/11 10:39	12/05/11 18:23	1
Sodium	500	U	500	67	mg/Kg	☼	12/02/11 10:39	12/05/11 18:23	1
Nickel	9.7		4.0	0.27	mg/Kg	☼	12/02/11 10:39	12/05/11 18:23	1
Vanadium	11		5.0	0.12	mg/Kg	☼	12/02/11 10:39	12/05/11 18:23	1
Zinc	33		2.0	1.0	mg/Kg	☼	12/02/11 10:39	12/05/11 18:23	1
Arsenic	4.7		1.0	0.30	mg/Kg	☼	12/02/11 10:39	12/05/11 18:23	1
Lead	5.6		0.30	0.19	mg/Kg	☼	12/02/11 10:39	12/05/11 18:23	1
Selenium	0.50	U	0.50	0.45	mg/Kg	☼	12/02/11 10:39	12/05/11 18:23	1
Thallium	1.0	U	1.0	0.56	mg/Kg	☼	12/02/11 10:39	12/05/11 18:23	1

Method: 7471A - Mercury (CVAA)

Analyte	Result	Qualifier	RL	MDL	Unit	D	Prepared	Analyzed	Dil Fac
Mercury	0.079	U	0.079	0.012	mg/Kg	☼	12/02/11 13:40	12/06/11 09:12	1

Client: Conestoga-Rovers & Associates, Inc.
Project/Site: 17324-T07, RACER Former MTM

TestAmerica Job ID: 240-6361-1

Client Sample ID: S-017324-112911-TP-135
Date Collected: 11/29/11 15:35
Date Received: 11/30/11 16:31

Lab Sample ID: 240-6361-23
Matrix: Solid
Percent Solids: 81.2

Method: 8260B - Volatile Organic Compounds (GC/MS)

Analyte	Result	Qualifier	RL	MDL	Unit	D	Prepared	Analyzed	Dil Fac
Acetone	**27**		11	3.4	ug/Kg	☼	11/30/11 19:30	12/08/11 04:43	1
Benzene	2.7	U	2.7	0.12	ug/Kg	☼	11/30/11 19:30	12/08/11 04:43	1
Dichlorobromomethane	2.7	U	2.7	0.15	ug/Kg	☼	11/30/11 19:30	12/08/11 04:43	1
Bromoform	2.7	U	2.7	0.18	ug/Kg	☼	11/30/11 19:30	12/08/11 04:43	1
Bromomethane	2.7	U	2.7	0.29	ug/Kg	☼	11/30/11 19:30	12/08/11 04:43	1
2-Butanone (MEK)	11	U	11	0.75	ug/Kg	☼	11/30/11 19:30	12/08/11 04:43	1
Carbon disulfide	**0.29**	**J**	2.7	0.24	ug/Kg	☼	11/30/11 19:30	12/08/11 04:43	1
Carbon tetrachloride	2.7	U	2.7	0.20	ug/Kg	☼	11/30/11 19:30	12/08/11 04:43	1
Chlorobenzene	2.7	U	2.7	0.18	ug/Kg	☼	11/30/11 19:30	12/08/11 04:43	1
Chloroethane	**1.5**	**J**	2.7	0.46	ug/Kg	☼	11/30/11 19:30	12/08/11 04:43	1
Chloroform	2.7	U	2.7	0.16	ug/Kg	☼	11/30/11 19:30	12/08/11 04:43	1
Chloromethane	2.7	U	2.7	0.22	ug/Kg	☼	11/30/11 19:30	12/08/11 04:43	1
1,1-Dichloroethane	**2.1**	**J**	2.7	0.19	ug/Kg	☼	11/30/11 19:30	12/08/11 04:43	1
1,2-Dichloroethane	**0.27**	**J**	2.7	0.18	ug/Kg	☼	11/30/11 19:30	12/08/11 04:43	1
1,1-Dichloroethene	2.7	U	2.7	0.28	ug/Kg	☼	11/30/11 19:30	12/08/11 04:43	1
1,2-Dichloropropane	2.7	U	2.7	0.37	ug/Kg	☼	11/30/11 19:30	12/08/11 04:43	1
cis-1,3-Dichloropropene	2.7	U	2.7	0.18	ug/Kg	☼	11/30/11 19:30	12/08/11 04:43	1
trans-1,3-Dichloropropene	2.7	U	2.7	0.29	ug/Kg	☼	11/30/11 19:30	12/08/11 04:43	1
Ethylbenzene	**5.0**		2.7	0.14	ug/Kg	☼	11/30/11 19:30	12/08/11 04:43	1
2-Hexanone	11	U	11	0.34	ug/Kg	☼	11/30/11 19:30	12/08/11 04:43	1
Methylene Chloride	2.7	U	2.7	0.36	ug/Kg	☼	11/30/11 19:30	12/08/11 04:43	1
4-Methyl-2-pentanone (MIBK)	11	U	11	0.29	ug/Kg	☼	11/30/11 19:30	12/08/11 04:43	1
Styrene	2.7	U	2.7	0.081	ug/Kg	☼	11/30/11 19:30	12/08/11 04:43	1
1,1,2,2-Tetrachloroethane	2.7	U	2.7	0.18	ug/Kg	☼	11/30/11 19:30	12/08/11 04:43	1
Tetrachloroethene	**2.5**	**J**	2.7	0.28	ug/Kg	☼	11/30/11 19:30	12/08/11 04:43	1
Toluene	**11**		2.7	0.15	ug/Kg	☼	11/30/11 19:30	12/08/11 04:43	1
Trichloroethene	**1.0**	**J**	2.7	0.23	ug/Kg	☼	11/30/11 19:30	12/08/11 04:43	1
Vinyl chloride	2.7	U	2.7	0.21	ug/Kg	☼	11/30/11 19:30	12/08/11 04:43	1
Xylenes, Total	**25**		5.4	0.36	ug/Kg	☼	11/30/11 19:30	12/08/11 04:43	1
1,1,1-Trichloroethane	2.7	U	2.7	0.30	ug/Kg	☼	11/30/11 19:30	12/08/11 04:43	1
1,1,2-Trichloroethane	2.7	U	2.7	0.21	ug/Kg	☼	11/30/11 19:30	12/08/11 04:43	1
Cyclohexane	**3.6**	**J**	5.4	0.18	ug/Kg	☼	11/30/11 19:30	12/08/11 04:43	1
1,2-Dibromo-3-Chloropropane	5.4	U	5.4	0.70	ug/Kg	☼	11/30/11 19:30	12/08/11 04:43	1
Ethylene Dibromide	2.7	U	2.7	0.27	ug/Kg	☼	11/30/11 19:30	12/08/11 04:43	1
Dichlorodifluoromethane	2.7	U	2.7	0.27	ug/Kg	☼	11/30/11 19:30	12/08/11 04:43	1
cis-1,2-Dichloroethene	**1.5**	**J**	2.7	0.19	ug/Kg	☼	11/30/11 19:30	12/08/11 04:43	1
trans-1,2-Dichloroethene	2.7	U	2.7	0.22	ug/Kg	☼	11/30/11 19:30	12/08/11 04:43	1
Isopropylbenzene	**2.4**	**J**	2.7	0.086	ug/Kg	☼	11/30/11 19:30	12/08/11 04:43	1
Methyl acetate	5.4	U	5.4	0.75	ug/Kg	☼	11/30/11 19:30	12/08/11 04:43	1
Methyl tert-butyl ether	11	U	11	0.23	ug/Kg	☼	11/30/11 19:30	12/08/11 04:43	1
1,1,2-Trichloro-1,2,2-trifluoroethane	2.7	U	2.7	0.70	ug/Kg	☼	11/30/11 19:30	12/08/11 04:43	1
1,2,4-Trichlorobenzene	2.7	U	2.7	0.15	ug/Kg	☼	11/30/11 19:30	12/08/11 04:43	1
1,2-Dichlorobenzene	2.7	U	2.7	0.19	ug/Kg	☼	11/30/11 19:30	12/08/11 04:43	1
1,3-Dichlorobenzene	2.7	U	2.7	0.19	ug/Kg	☼	11/30/11 19:30	12/08/11 04:43	1
1,4-Dichlorobenzene	2.7	U	2.7	0.36	ug/Kg	☼	11/30/11 19:30	12/08/11 04:43	1
Trichlorofluoromethane	2.7	U	2.7	0.18	ug/Kg	☼	11/30/11 19:30	12/08/11 04:43	1
Chlorodibromomethane	2.7	U	2.7	0.30	ug/Kg	☼	11/30/11 19:30	12/08/11 04:43	1
Methylcyclohexane	**6.5**		5.4	0.17	ug/Kg	☼	11/30/11 19:30	12/08/11 04:43	1

Client Sample ID: S-017324-112911-TP-135
Date Collected: 11/29/11 15:35
Date Received: 11/30/11 16:31

Lab Sample ID: 240-6361-23
Matrix: Solid
Percent Solids: 81.2

Surrogate	*%Recovery*	*Qualifier*	*Limits*	*Prepared*	*Analyzed*	*Dil Fac*
1,2-Dichloroethane-d4 (Surr)	*90*		*58 - 123*	*11/30/11 19:30*	*12/08/11 04:43*	*1*
4-Bromofluorobenzene (Surr)	*90*		*52 - 136*	*11/30/11 19:30*	*12/08/11 04:43*	*1*
Toluene-d8 (Surr)	*107*		*67 - 125*	*11/30/11 19:30*	*12/08/11 04:43*	*1*
Dibromofluoromethane (Surr)	*95*		*37 - 132*	*11/30/11 19:30*	*12/08/11 04:43*	*1*

Method: 8270C - Semivolatile Organic Compounds (GC/MS)

Analyte	Result	Qualifier	RL	MDL	Unit	D	Prepared	Analyzed	Dil Fac
1,1'-Biphenyl	3100	U	3100	1700	ug/Kg	☼	12/05/11 10:53	12/07/11 11:07	50
2,2'-oxybis[1-chloropropane]	6100	U	6100	580	ug/Kg	☼	12/05/11 10:53	12/07/11 11:07	50
2,4,5-Trichlorophenol	9200	U	9200	1500	ug/Kg	☼	12/05/11 10:53	12/07/11 11:07	50
2,4,6-Trichlorophenol	9200	U	9200	4900	ug/Kg	☼	12/05/11 10:53	12/07/11 11:07	50
2,4-Dichlorophenol	9200	U	9200	1200	ug/Kg	☼	12/05/11 10:53	12/07/11 11:07	50
2,4-Dimethylphenol	9200	U	9200	1200	ug/Kg	☼	12/05/11 10:53	12/07/11 11:07	50
2,4-Dinitrophenol	20000	U	20000	4900	ug/Kg	☼	12/05/11 10:53	12/07/11 11:07	50
2,4-Dinitrotoluene	12000	U	12000	1700	ug/Kg	☼	12/05/11 10:53	12/07/11 11:07	50
2,6-Dinitrotoluene	12000	U	12000	1300	ug/Kg	☼	12/05/11 10:53	12/07/11 11:07	50
2-Chloronaphthalene	3100	U	3100	200	ug/Kg	☼	12/05/11 10:53	12/07/11 11:07	50
2-Chlorophenol	3100	U	3100	1700	ug/Kg	☼	12/05/11 10:53	12/07/11 11:07	50
2-Methylnaphthalene	410	U	410	200	ug/Kg	☼	12/05/11 10:53	12/07/11 11:07	50
2-Methylphenol	12000	U	12000	4900	ug/Kg	☼	12/05/11 10:53	12/07/11 11:07	50
2-Nitroaniline	12000	U	12000	560	ug/Kg	☼	12/05/11 10:53	12/07/11 11:07	50
2-Nitrophenol	3100	U	3100	1700	ug/Kg	☼	12/05/11 10:53	12/07/11 11:07	50
3,3'-Dichlorobenzidine	6100	U	6100	1100	ug/Kg	☼	12/05/11 10:53	12/07/11 11:07	50
3-Nitroaniline	12000	U	12000	980	ug/Kg	☼	12/05/11 10:53	12/07/11 11:07	50
4,6-Dinitro-2-methylphenol	9200	U	9200	4900	ug/Kg	☼	12/05/11 10:53	12/07/11 11:07	50
4-Bromophenyl phenyl ether	3100	U	3100	800	ug/Kg	☼	12/05/11 10:53	12/07/11 11:07	50
4-Chloro-3-methylphenol	9200	U	9200	1300	ug/Kg	☼	12/05/11 10:53	12/07/11 11:07	50
4-Chloroaniline	9200	U	9200	1000	ug/Kg	☼	12/05/11 10:53	12/07/11 11:07	50
4-Chlorophenyl phenyl ether	3100	U	3100	800	ug/Kg	☼	12/05/11 10:53	12/07/11 11:07	50
4-Nitroaniline	12000	U	12000	1600	ug/Kg	☼	12/05/11 10:53	12/07/11 11:07	50
4-Nitrophenol	20000	U	20000	4900	ug/Kg	☼	12/05/11 10:53	12/07/11 11:07	50
Acenaphthene	410	U	410	200	ug/Kg	☼	12/05/11 10:53	12/07/11 11:07	50
Acenaphthylene	410	U	410	200	ug/Kg	☼	12/05/11 10:53	12/07/11 11:07	50
Acetophenone	6100	U	6100	570	ug/Kg	☼	12/05/11 10:53	12/07/11 11:07	50
Anthracene	410	U	410	200	ug/Kg	☼	12/05/11 10:53	12/07/11 11:07	50
Atrazine	12000	U	12000	560	ug/Kg	☼	12/05/11 10:53	12/07/11 11:07	50
Benzaldehyde	6100	U	6100	740	ug/Kg	☼	12/05/11 10:53	12/07/11 11:07	50
Benzo[a]anthracene	410	U	410	200	ug/Kg	☼	12/05/11 10:53	12/07/11 11:07	50
Benzo[a]pyrene	410	U	410	200	ug/Kg	☼	12/05/11 10:53	12/07/11 11:07	50
Benzo[b]fluoranthene	410	U	410	200	ug/Kg	☼	12/05/11 10:53	12/07/11 11:07	50
Benzo[g,h,i]perylene	410	U	410	200	ug/Kg	☼	12/05/11 10:53	12/07/11 11:07	50
Benzo[k]fluoranthene	410	U	410	200	ug/Kg	☼	12/05/11 10:53	12/07/11 11:07	50
Bis(2-chloroethoxy)methane	6100	U	6100	1400	ug/Kg	☼	12/05/11 10:53	12/07/11 11:07	50
Bis(2-chloroethyl)ether	6100	U	6100	120	ug/Kg	☼	12/05/11 10:53	12/07/11 11:07	50
Bis(2-ethylhexyl) phthalate	3100	U	3100	1200	ug/Kg	☼	12/05/11 10:53	12/07/11 11:07	50
Butyl benzyl phthalate	3100	U	3100	610	ug/Kg	☼	12/05/11 10:53	12/07/11 11:07	50
Caprolactam	20000	U	20000	2300	ug/Kg	☼	12/05/11 10:53	12/07/11 11:07	50
Carbazole	3100	U	3100	1700	ug/Kg	☼	12/05/11 10:53	12/07/11 11:07	50
Chrysene	410	U	410	68	ug/Kg	☼	12/05/11 10:53	12/07/11 11:07	50
Dibenz(a,h)anthracene	410	U	410	200	ug/Kg	☼	12/05/11 10:53	12/07/11 11:07	50
Dibenzofuran	3100	U	3100	200	ug/Kg	☼	12/05/11 10:53	12/07/11 11:07	50

Client Sample ID: S-017324-112911-TP-135
Date Collected: 11/29/11 15:35
Date Received: 11/30/11 16:31

Lab Sample ID: 240-6361-23
Matrix: Solid
Percent Solids: 81.2

Method: 8270C - Semivolatile Organic Compounds (GC/MS) (Continued)

Analyte	Result	Qualifier	RL	MDL	Unit	D	Prepared	Analyzed	Dil Fac
Diethyl phthalate	3100	U	3100	980	ug/Kg	☼	12/05/11 10:53	12/07/11 11:07	50
Dimethyl phthalate	3100	U	3100	1000	ug/Kg	☼	12/05/11 10:53	12/07/11 11:07	50
Di-n-butyl phthalate	3100	U	3100	920	ug/Kg	☼	12/05/11 10:53	12/07/11 11:07	50
Di-n-octyl phthalate	3100	U	3100	1700	ug/Kg	☼	12/05/11 10:53	12/07/11 11:07	50
Fluoranthene	410	U	410	200	ug/Kg	☼	12/05/11 10:53	12/07/11 11:07	50
Fluorene	410	U	410	200	ug/Kg	☼	12/05/11 10:53	12/07/11 11:07	50
Hexachlorobenzene	410	U	410	130	ug/Kg	☼	12/05/11 10:53	12/07/11 11:07	50
Hexachlorobutadiene	3100	U	3100	1700	ug/Kg	☼	12/05/11 10:53	12/07/11 11:07	50
Hexachlorocyclopentadiene	20000	U	20000	1700	ug/Kg	☼	12/05/11 10:53	12/07/11 11:07	50
Hexachloroethane	3100	U	3100	550	ug/Kg	☼	12/05/11 10:53	12/07/11 11:07	50
Indeno[1,2,3-cd]pyrene	410	U	410	200	ug/Kg	☼	12/05/11 10:53	12/07/11 11:07	50
Isophorone	3100	U	3100	800	ug/Kg	☼	12/05/11 10:53	12/07/11 11:07	50
Naphthalene	410	U	410	200	ug/Kg	☼	12/05/11 10:53	12/07/11 11:07	50
Nitrobenzene	6100	U	6100	140	ug/Kg	☼	12/05/11 10:53	12/07/11 11:07	50
N-Nitrosodi-n-propylamine	3100	U	3100	1700	ug/Kg	☼	12/05/11 10:53	12/07/11 11:07	50
N-Nitrosodiphenylamine	3100	U	3100	1300	ug/Kg	☼	12/05/11 10:53	12/07/11 11:07	50
Pentachlorophenol	9200	U	9200	4900	ug/Kg	☼	12/05/11 10:53	12/07/11 11:07	50
Phenol	3100	U	3100	1700	ug/Kg	☼	12/05/11 10:53	12/07/11 11:07	50
Phenanthrene	**370**	**J**	410	200	ug/Kg	☼	12/05/11 10:53	12/07/11 11:07	50
Pyrene	410	U	410	200	ug/Kg	☼	12/05/11 10:53	12/07/11 11:07	50
3 & 4 Methylphenol	25000	U	25000	1200	ug/Kg	☼	12/05/11 10:53	12/07/11 11:07	50

Surrogate	*%Recovery*	*Qualifier*	*Limits*	*Prepared*	*Analyzed*	*Dil Fac*
2-Fluorobiphenyl (Surr)	*57*		*34 - 110*	*12/05/11 10:53*	*12/07/11 11:07*	*50*
2-Fluorophenol (Surr)	*0*	*X*	*26 - 110*	*12/05/11 10:53*	*12/07/11 11:07*	*50*
2,4,6-Tribromophenol (Surr)	*0*	*X*	*10 - 118*	*12/05/11 10:53*	*12/07/11 11:07*	*50*
Nitrobenzene-d5 (Surr)	*0*	*X*	*24 - 112*	*12/05/11 10:53*	*12/07/11 11:07*	*50*
Phenol-d5 (Surr)	*0*	*X*	*28 - 110*	*12/05/11 10:53*	*12/07/11 11:07*	*50*
Terphenyl-d14 (Surr)	*64*		*41 - 119*	*12/05/11 10:53*	*12/07/11 11:07*	*50*

Method: 8082 - Polychlorinated Biphenyls (PCBs) by Gas Chromatography

Analyte	Result	Qualifier	RL	MDL	Unit	D	Prepared	Analyzed	Dil Fac
Aroclor-1016	410	U	410	260	ug/Kg	☼	12/03/11 10:22	12/08/11 11:00	10
Aroclor-1221	410	U	410	200	ug/Kg	☼	12/03/11 10:22	12/08/11 11:00	10
Aroclor-1232	410	U	410	170	ug/Kg	☼	12/03/11 10:22	12/08/11 11:00	10
Aroclor-1242	410	U	410	160	ug/Kg	☼	12/03/11 10:22	12/08/11 11:00	10
Aroclor-1248	410	U	410	210	ug/Kg	☼	12/03/11 10:22	12/08/11 11:00	10
Aroclor-1254	410	U	410	210	ug/Kg	☼	12/03/11 10:22	12/08/11 11:00	10
Aroclor-1260	410	U	410	210	ug/Kg	☼	12/03/11 10:22	12/08/11 11:00	10

Surrogate	*%Recovery*	*Qualifier*	*Limits*	*Prepared*	*Analyzed*	*Dil Fac*
Tetrachloro-m-xylene	*0*	*X*	*29 - 151*	*12/03/11 10:22*	*12/08/11 11:00*	*10*
DCB Decachlorobiphenyl	*0*	*X*	*14 - 163*	*12/03/11 10:22*	*12/08/11 11:00*	*10*

Method: 6010B - Metals (ICP)

Analyte	Result	Qualifier	RL	MDL	Unit	D	Prepared	Analyzed	Dil Fac
Aluminum	**7000**		23	11	mg/Kg	☼	12/02/11 10:39	12/05/11 18:29	1
Antimony	1.1	U	1.1	0.44	mg/Kg	☼	12/02/11 10:39	12/05/11 18:29	1
Barium	**63**	**B**	23	0.080	mg/Kg	☼	12/02/11 10:39	12/05/11 18:29	1
Beryllium	**0.25**	**J**	0.56	0.049	mg/Kg	☼	12/02/11 10:39	12/05/11 18:29	1
Calcium	**48000**	**B**	560	18	mg/Kg	☼	12/02/11 10:39	12/05/11 18:29	1

Client: Conestoga-Rovers & Associates, Inc.
Project/Site: 17324-T07, RACER Former MTM

TestAmerica Job ID: 240-6361-1

Client Sample ID: S-017324-112911-TP-135
Date Collected: 11/29/11 15:35
Date Received: 11/30/11 16:31

Lab Sample ID: 240-6361-23
Matrix: Solid
Percent Solids: 81.2

Method: 6010B - Metals (ICP) (Continued)

Analyte	Result	Qualifier	RL	MDL	Unit	D	Prepared	Analyzed	Dil Fac
Cadmium	0.32		0.23	0.041	mg/Kg	☼	12/02/11 10:39	12/05/11 18:29	1
Cobalt	7.2		5.6	0.18	mg/Kg	☼	12/02/11 10:39	12/05/11 18:29	1
Chromium	13		0.56	0.23	mg/Kg	☼	12/02/11 10:39	12/05/11 18:29	1
Copper	17		2.8	0.84	mg/Kg	☼	12/02/11 10:39	12/05/11 18:29	1
Iron	16000		11	5.5	mg/Kg	☼	12/02/11 10:39	12/05/11 18:29	1
Potassium	1000	B	560	7.0	mg/Kg	☼	12/02/11 10:39	12/05/11 18:29	1
Magnesium	33000	B	560	5.8	mg/Kg	☼	12/02/11 10:39	12/05/11 18:29	1
Manganese	290	B	1.7	0.084	mg/Kg	☼	12/02/11 10:39	12/05/11 18:29	1
Silver	0.56	U	0.56	0.11	mg/Kg	☼	12/02/11 10:39	12/05/11 18:29	1
Sodium	560	U	560	75	mg/Kg	☼	12/02/11 10:39	12/05/11 18:29	1
Nickel	20		4.5	0.30	mg/Kg	☼	12/02/11 10:39	12/05/11 18:29	1
Vanadium	21		5.6	0.14	mg/Kg	☼	12/02/11 10:39	12/05/11 18:29	1
Zinc	56		2.3	1.1	mg/Kg	☼	12/02/11 10:39	12/05/11 18:29	1
Arsenic	7.1		1.1	0.34	mg/Kg	☼	12/02/11 10:39	12/05/11 18:29	1
Lead	8.5		0.34	0.21	mg/Kg	☼	12/02/11 10:39	12/05/11 18:29	1
Selenium	0.56	U	0.56	0.51	mg/Kg	☼	12/02/11 10:39	12/05/11 18:29	1
Thallium	1.3		1.1	0.62	mg/Kg	☼	12/02/11 10:39	12/05/11 18:29	1

Method: 7471A - Mercury (CVAA)

Analyte	Result	Qualifier	RL	MDL	Unit	D	Prepared	Analyzed	Dil Fac
Mercury	0.098	U	0.098	0.015	mg/Kg	☼	12/02/11 13:40	12/06/11 09:13	1

Client: Conestoga-Rovers & Associates, Inc.
Project/Site: 17324-T07, RACER Former MTM

TestAmerica Job ID: 240-6361-1

Client Sample ID: S-017324-112911-TP-136
Date Collected: 11/29/11 15:45
Date Received: 11/30/11 16:31

Lab Sample ID: 240-6361-24
Matrix: Solid
Percent Solids: 88.7

Method: 8260B - Volatile Organic Compounds (GC/MS)

Analyte	Result	Qualifier	RL	MDL	Unit	D	Prepared	Analyzed	Dil Fac
Acetone	**11**		9.3	2.9	ug/Kg	☼	11/30/11 19:30	12/08/11 04:21	1
Benzene	2.3	U	2.3	0.11	ug/Kg	☼	11/30/11 19:30	12/08/11 04:21	1
Dichlorobromomethane	2.3	U	2.3	0.13	ug/Kg	☼	11/30/11 19:30	12/08/11 04:21	1
Bromoform	2.3	U	2.3	0.15	ug/Kg	☼	11/30/11 19:30	12/08/11 04:21	1
Bromomethane	2.3	U	2.3	0.25	ug/Kg	☼	11/30/11 19:30	12/08/11 04:21	1
2-Butanone (MEK)	9.3	U	9.3	0.65	ug/Kg	☼	11/30/11 19:30	12/08/11 04:21	1
Carbon disulfide	2.3	U	2.3	0.20	ug/Kg	☼	11/30/11 19:30	12/08/11 04:21	1
Carbon tetrachloride	2.3	U	2.3	0.17	ug/Kg	☼	11/30/11 19:30	12/08/11 04:21	1
Chlorobenzene	2.3	U	2.3	0.15	ug/Kg	☼	11/30/11 19:30	12/08/11 04:21	1
Chloroethane	2.3	U	2.3	0.40	ug/Kg	☼	11/30/11 19:30	12/08/11 04:21	1
Chloroform	2.3	U	2.3	0.13	ug/Kg	☼	11/30/11 19:30	12/08/11 04:21	1
Chloromethane	2.3	U	2.3	0.19	ug/Kg	☼	11/30/11 19:30	12/08/11 04:21	1
1,1-Dichloroethane	**1.3**	**J**	2.3	0.17	ug/Kg	☼	11/30/11 19:30	12/08/11 04:21	1
1,2-Dichloroethane	**0.36**	**J**	2.3	0.16	ug/Kg	☼	11/30/11 19:30	12/08/11 04:21	1
1,1-Dichloroethene	2.3	U	2.3	0.24	ug/Kg	☼	11/30/11 19:30	12/08/11 04:21	1
1,2-Dichloropropane	2.3	U	2.3	0.32	ug/Kg	☼	11/30/11 19:30	12/08/11 04:21	1
cis-1,3-Dichloropropene	2.3	U	2.3	0.16	ug/Kg	☼	11/30/11 19:30	12/08/11 04:21	1
trans-1,3-Dichloropropene	2.3	U	2.3	0.25	ug/Kg	☼	11/30/11 19:30	12/08/11 04:21	1
Ethylbenzene	2.3	U	2.3	0.12	ug/Kg	☼	11/30/11 19:30	12/08/11 04:21	1
2-Hexanone	9.3	U	9.3	0.29	ug/Kg	☼	11/30/11 19:30	12/08/11 04:21	1
Methylene Chloride	2.3	U	2.3	0.31	ug/Kg	☼	11/30/11 19:30	12/08/11 04:21	1
4-Methyl-2-pentanone (MIBK)	9.3	U	9.3	0.25	ug/Kg	☼	11/30/11 19:30	12/08/11 04:21	1
Styrene	2.3	U	2.3	0.070	ug/Kg	☼	11/30/11 19:30	12/08/11 04:21	1
1,1,2,2-Tetrachloroethane	2.3	U	2.3	0.16	ug/Kg	☼	11/30/11 19:30	12/08/11 04:21	1
Tetrachloroethene	**2.3**		2.3	0.24	ug/Kg	☼	11/30/11 19:30	12/08/11 04:21	1
Toluene	**0.28**	**J**	2.3	0.13	ug/Kg	☼	11/30/11 19:30	12/08/11 04:21	1
Trichloroethene	**1.3**	**J**	2.3	0.20	ug/Kg	☼	11/30/11 19:30	12/08/11 04:21	1
Vinyl chloride	2.3	U	2.3	0.18	ug/Kg	☼	11/30/11 19:30	12/08/11 04:21	1
Xylenes, Total	4.7	U	4.7	0.31	ug/Kg	☼	11/30/11 19:30	12/08/11 04:21	1
1,1,1-Trichloroethane	2.3	U	2.3	0.26	ug/Kg	☼	11/30/11 19:30	12/08/11 04:21	1
1,1,2-Trichloroethane	2.3	U	2.3	0.18	ug/Kg	☼	11/30/11 19:30	12/08/11 04:21	1
Cyclohexane	4.7	U	4.7	0.15	ug/Kg	☼	11/30/11 19:30	12/08/11 04:21	1
1,2-Dibromo-3-Chloropropane	4.7	U	4.7	0.60	ug/Kg	☼	11/30/11 19:30	12/08/11 04:21	1
Ethylene Dibromide	2.3	U	2.3	0.23	ug/Kg	☼	11/30/11 19:30	12/08/11 04:21	1
Dichlorodifluoromethane	2.3	U	2.3	0.23	ug/Kg	☼	11/30/11 19:30	12/08/11 04:21	1
cis-1,2-Dichloroethene	2.3	U	2.3	0.17	ug/Kg	☼	11/30/11 19:30	12/08/11 04:21	1
trans-1,2-Dichloroethene	2.3	U	2.3	0.19	ug/Kg	☼	11/30/11 19:30	12/08/11 04:21	1
Isopropylbenzene	2.3	U	2.3	0.074	ug/Kg	☼	11/30/11 19:30	12/08/11 04:21	1
Methyl acetate	4.7	U	4.7	0.65	ug/Kg	☼	11/30/11 19:30	12/08/11 04:21	1
Methyl tert-butyl ether	9.3	U	9.3	0.20	ug/Kg	☼	11/30/11 19:30	12/08/11 04:21	1
1,1,2-Trichloro-1,2,2-trifluoroethane	2.3	U	2.3	0.60	ug/Kg	☼	11/30/11 19:30	12/08/11 04:21	1
1,2,4-Trichlorobenzene	2.3	U	2.3	0.13	ug/Kg	☼	11/30/11 19:30	12/08/11 04:21	1
1,2-Dichlorobenzene	2.3	U	2.3	0.17	ug/Kg	☼	11/30/11 19:30	12/08/11 04:21	1
1,3-Dichlorobenzene	2.3	U	2.3	0.16	ug/Kg	☼	11/30/11 19:30	12/08/11 04:21	1
1,4-Dichlorobenzene	2.3	U	2.3	0.31	ug/Kg	☼	11/30/11 19:30	12/08/11 04:21	1
Trichlorofluoromethane	2.3	U	2.3	0.16	ug/Kg	☼	11/30/11 19:30	12/08/11 04:21	1
Chlorodibromomethane	2.3	U	2.3	0.26	ug/Kg	☼	11/30/11 19:30	12/08/11 04:21	1
Methylcyclohexane	4.7	U	4.7	0.14	ug/Kg	☼	11/30/11 19:30	12/08/11 04:21	1

Client: Conestoga-Rovers & Associates, Inc.
Project/Site: 17324-T07, RACER Former MTM

TestAmerica Job ID: 240-6361-1

Client Sample ID: S-017324-112911-TP-136
Date Collected: 11/29/11 15:45
Date Received: 11/30/11 16:31

Lab Sample ID: 240-6361-24
Matrix: Solid
Percent Solids: 88.7

Surrogate	%Recovery	Qualifier	Limits	Prepared	Analyzed	Dil Fac
1,2-Dichloroethane-d4 (Surr)	*88*		*58 - 123*	*11/30/11 19:30*	*12/08/11 04:21*	*1*
4-Bromofluorobenzene (Surr)	*93*		*52 - 136*	*11/30/11 19:30*	*12/08/11 04:21*	*1*
Toluene-d8 (Surr)	*102*		*67 - 125*	*11/30/11 19:30*	*12/08/11 04:21*	*1*
Dibromofluoromethane (Surr)	*95*		*37 - 132*	*11/30/11 19:30*	*12/08/11 04:21*	*1*

Method: 8270C - Semivolatile Organic Compounds (GC/MS)

Analyte	Result	Qualifier	RL	MDL	Unit	D	Prepared	Analyzed	Dil Fac
1,1'-Biphenyl	56	U	56	30	ug/Kg	☼	12/05/11 10:53	12/07/11 10:50	1
2,2'-oxybis[1-chloropropane]	110	U	110	11	ug/Kg	☼	12/05/11 10:53	12/07/11 10:50	1
2,4,5-Trichlorophenol	170	U	170	28	ug/Kg	☼	12/05/11 10:53	12/07/11 10:50	1
2,4,6-Trichlorophenol	170	U	170	90	ug/Kg	☼	12/05/11 10:53	12/07/11 10:50	1
2,4-Dichlorophenol	170	U	170	23	ug/Kg	☼	12/05/11 10:53	12/07/11 10:50	1
2,4-Dimethylphenol	170	U	170	23	ug/Kg	☼	12/05/11 10:53	12/07/11 10:50	1
2,4-Dinitrophenol	370	U	370	90	ug/Kg	☼	12/05/11 10:53	12/07/11 10:50	1
2,4-Dinitrotoluene	230	U	230	30	ug/Kg	☼	12/05/11 10:53	12/07/11 10:50	1
2,6-Dinitrotoluene	230	U	230	24	ug/Kg	☼	12/05/11 10:53	12/07/11 10:50	1
2-Chloronaphthalene	56	U	56	3.7	ug/Kg	☼	12/05/11 10:53	12/07/11 10:50	1
2-Chlorophenol	56	U	56	30	ug/Kg	☼	12/05/11 10:53	12/07/11 10:50	1
2-Methylnaphthalene	**7.2**	**J**	7.5	3.7	ug/Kg	☼	12/05/11 10:53	12/07/11 10:50	1
2-Methylphenol	230	U	230	90	ug/Kg	☼	12/05/11 10:53	12/07/11 10:50	1
2-Nitroaniline	230	U	230	10	ug/Kg	☼	12/05/11 10:53	12/07/11 10:50	1
2-Nitrophenol	56	U	56	30	ug/Kg	☼	12/05/11 10:53	12/07/11 10:50	1
3,3'-Dichlorobenzidine	110	U	110	20	ug/Kg	☼	12/05/11 10:53	12/07/11 10:50	1
3-Nitroaniline	230	U	230	18	ug/Kg	☼	12/05/11 10:53	12/07/11 10:50	1
4,6-Dinitro-2-methylphenol	170	U	170	90	ug/Kg	☼	12/05/11 10:53	12/07/11 10:50	1
4-Bromophenyl phenyl ether	56	U	56	15	ug/Kg	☼	12/05/11 10:53	12/07/11 10:50	1
4-Chloro-3-methylphenol	170	U	170	24	ug/Kg	☼	12/05/11 10:53	12/07/11 10:50	1
4-Chloroaniline	170	U	170	19	ug/Kg	☼	12/05/11 10:53	12/07/11 10:50	1
4-Chlorophenyl phenyl ether	56	U	56	15	ug/Kg	☼	12/05/11 10:53	12/07/11 10:50	1
4-Nitroaniline	230	U	230	29	ug/Kg	☼	12/05/11 10:53	12/07/11 10:50	1
4-Nitrophenol	370	U	370	90	ug/Kg	☼	12/05/11 10:53	12/07/11 10:50	1
Acenaphthene	7.5	U	7.5	3.7	ug/Kg	☼	12/05/11 10:53	12/07/11 10:50	1
Acenaphthylene	7.5	U	7.5	3.7	ug/Kg	☼	12/05/11 10:53	12/07/11 10:50	1
Acetophenone	110	U	110	10	ug/Kg	☼	12/05/11 10:53	12/07/11 10:50	1
Anthracene	7.5	U	7.5	3.7	ug/Kg	☼	12/05/11 10:53	12/07/11 10:50	1
Atrazine	230	U	230	10	ug/Kg	☼	12/05/11 10:53	12/07/11 10:50	1
Benzaldehyde	110	U	110	14	ug/Kg	☼	12/05/11 10:53	12/07/11 10:50	1
Benzo[a]anthracene	7.5	U	7.5	3.7	ug/Kg	☼	12/05/11 10:53	12/07/11 10:50	1
Benzo[a]pyrene	7.5	U	7.5	3.7	ug/Kg	☼	12/05/11 10:53	12/07/11 10:50	1
Benzo[b]fluoranthene	7.5	U	7.5	3.7	ug/Kg	☼	12/05/11 10:53	12/07/11 10:50	1
Benzo[g,h,i]perylene	**13**		7.5	3.7	ug/Kg	☼	12/05/11 10:53	12/07/11 10:50	1
Benzo[k]fluoranthene	7.5	U	7.5	3.7	ug/Kg	☼	12/05/11 10:53	12/07/11 10:50	1
Bis(2-chloroethoxy)methane	110	U	110	25	ug/Kg	☼	12/05/11 10:53	12/07/11 10:50	1
Bis(2-chloroethyl)ether	110	U	110	2.3	ug/Kg	☼	12/05/11 10:53	12/07/11 10:50	1
Bis(2-ethylhexyl) phthalate	**31**	**J**	56	21	ug/Kg	☼	12/05/11 10:53	12/07/11 10:50	1
Butyl benzyl phthalate	56	U	56	11	ug/Kg	☼	12/05/11 10:53	12/07/11 10:50	1
Caprolactam	370	U	370	42	ug/Kg	☼	12/05/11 10:53	12/07/11 10:50	1
Carbazole	56	U	56	30	ug/Kg	☼	12/05/11 10:53	12/07/11 10:50	1
Chrysene	7.5	U	7.5	1.2	ug/Kg	☼	12/05/11 10:53	12/07/11 10:50	1
Dibenz(a,h)anthracene	7.5	U	7.5	3.7	ug/Kg	☼	12/05/11 10:53	12/07/11 10:50	1
Dibenzofuran	56	U	56	3.7	ug/Kg	☼	12/05/11 10:53	12/07/11 10:50	1

Client: Conestoga-Rovers & Associates, Inc.
Project/Site: 17324-T07, RACER Former MTM

TestAmerica Job ID: 240-6361-1

Client Sample ID: S-017324-112911-TP-136
Date Collected: 11/29/11 15:45
Date Received: 11/30/11 16:31

Lab Sample ID: 240-6361-24
Matrix: Solid
Percent Solids: 88.7

Method: 8270C - Semivolatile Organic Compounds (GC/MS) (Continued)

Analyte	Result	Qualifier	RL	MDL	Unit	D	Prepared	Analyzed	Dil Fac
Diethyl phthalate	56	U	56	18	ug/Kg	☼	12/05/11 10:53	12/07/11 10:50	1
Dimethyl phthalate	56	U	56	19	ug/Kg	☼	12/05/11 10:53	12/07/11 10:50	1
Di-n-butyl phthalate	56	U	56	17	ug/Kg	☼	12/05/11 10:53	12/07/11 10:50	1
Di-n-octyl phthalate	56	U	56	30	ug/Kg	☼	12/05/11 10:53	12/07/11 10:50	1
Fluoranthene	7.5	U	7.5	3.7	ug/Kg	☼	12/05/11 10:53	12/07/11 10:50	1
Fluorene	7.5	U	7.5	3.7	ug/Kg	☼	12/05/11 10:53	12/07/11 10:50	1
Hexachlorobenzene	7.5	U	7.5	2.4	ug/Kg	☼	12/05/11 10:53	12/07/11 10:50	1
Hexachlorobutadiene	56	U	56	30	ug/Kg	☼	12/05/11 10:53	12/07/11 10:50	1
Hexachlorocyclopentadiene	370	U	370	30	ug/Kg	☼	12/05/11 10:53	12/07/11 10:50	1
Hexachloroethane	56	U	56	10	ug/Kg	☼	12/05/11 10:53	12/07/11 10:50	1
Indeno[1,2,3-cd]pyrene	7.5	U	7.5	3.7	ug/Kg	☼	12/05/11 10:53	12/07/11 10:50	1
Isophorone	56	U	56	15	ug/Kg	☼	12/05/11 10:53	12/07/11 10:50	1
Naphthalene	7.5	U	7.5	3.7	ug/Kg	☼	12/05/11 10:53	12/07/11 10:50	1
Nitrobenzene	110	U	110	2.5	ug/Kg	☼	12/05/11 10:53	12/07/11 10:50	1
N-Nitrosodi-n-propylamine	56	U	56	30	ug/Kg	☼	12/05/11 10:53	12/07/11 10:50	1
N-Nitrosodiphenylamine	56	U	56	24	ug/Kg	☼	12/05/11 10:53	12/07/11 10:50	1
Pentachlorophenol	170	U	170	90	ug/Kg	☼	12/05/11 10:53	12/07/11 10:50	1
Phenol	56	U	56	30	ug/Kg	☼	12/05/11 10:53	12/07/11 10:50	1
Phenanthrene	7.5	U	7.5	3.7	ug/Kg	☼	12/05/11 10:53	12/07/11 10:50	1
Pyrene	**12**		7.5	3.7	ug/Kg	☼	12/05/11 10:53	12/07/11 10:50	1
3 & 4 Methylphenol	450	U	450	23	ug/Kg	☼	12/05/11 10:53	12/07/11 10:50	1

Surrogate	*%Recovery*	*Qualifier*	*Limits*	*Prepared*	*Analyzed*	*Dil Fac*
2-Fluorobiphenyl (Surr)	*48*		*34 - 110*	*12/05/11 10:53*	*12/07/11 10:50*	*1*
2-Fluorophenol (Surr)	*45*		*26 - 110*	*12/05/11 10:53*	*12/07/11 10:50*	*1*
2,4,6-Tribromophenol (Surr)	*23*		*10 - 118*	*12/05/11 10:53*	*12/07/11 10:50*	*1*
Nitrobenzene-d5 (Surr)	*43*		*24 - 112*	*12/05/11 10:53*	*12/07/11 10:50*	*1*
Phenol-d5 (Surr)	*47*		*28 - 110*	*12/05/11 10:53*	*12/07/11 10:50*	*1*
Terphenyl-d14 (Surr)	*69*		*41 - 119*	*12/05/11 10:53*	*12/07/11 10:50*	*1*

Method: 8082 - Polychlorinated Biphenyls (PCBs) by Gas Chromatography

Analyte	Result	Qualifier	RL	MDL	Unit	D	Prepared	Analyzed	Dil Fac
Aroclor-1016	37	U	37	24	ug/Kg	☼	12/03/11 10:22	12/08/11 07:43	1
Aroclor-1221	37	U	37	18	ug/Kg	☼	12/03/11 10:22	12/08/11 07:43	1
Aroclor-1232	37	U	37	16	ug/Kg	☼	12/03/11 10:22	12/08/11 07:43	1
Aroclor-1242	37	U	37	15	ug/Kg	☼	12/03/11 10:22	12/08/11 07:43	1
Aroclor-1248	37	U	37	19	ug/Kg	☼	12/03/11 10:22	12/08/11 07:43	1
Aroclor-1254	37	U	37	19	ug/Kg	☼	12/03/11 10:22	12/08/11 07:43	1
Aroclor-1260	37	U	37	19	ug/Kg	☼	12/03/11 10:22	12/08/11 07:43	1

Surrogate	*%Recovery*	*Qualifier*	*Limits*	*Prepared*	*Analyzed*	*Dil Fac*
Tetrachloro-m-xylene	*53*		*29 - 151*	*12/03/11 10:22*	*12/08/11 07:43*	*1*
DCB Decachlorobiphenyl	*90*		*14 - 163*	*12/03/11 10:22*	*12/08/11 07:43*	*1*

Method: 6010B - Metals (ICP)

Analyte	Result	Qualifier	RL	MDL	Unit	D	Prepared	Analyzed	Dil Fac
Aluminum	**6400**		17	8.3	mg/Kg	☼	12/02/11 10:39	12/05/11 18:35	1
Antimony	0.86	U	0.86	0.34	mg/Kg	☼	12/02/11 10:39	12/05/11 18:35	1
Barium	**52**	**B**	17	0.061	mg/Kg	☼	12/02/11 10:39	12/05/11 18:35	1
Beryllium	**0.27**	**J**	0.43	0.037	mg/Kg	☼	12/02/11 10:39	12/05/11 18:35	1
Calcium	**39000**	**B**	430	14	mg/Kg	☼	12/02/11 10:39	12/05/11 18:35	1

Client: Conestoga-Rovers & Associates, Inc.
Project/Site: 17324-T07, RACER Former MTM

TestAmerica Job ID: 240-6361-1

Client Sample ID: S-017324-112911-TP-136
Date Collected: 11/29/11 15:45
Date Received: 11/30/11 16:31

Lab Sample ID: 240-6361-24
Matrix: Solid
Percent Solids: 88.7

Method: 6010B - Metals (ICP) (Continued)

Analyte	Result	Qualifier	RL	MDL	Unit	D	Prepared	Analyzed	Dil Fac
Cadmium	0.14	J	0.17	0.031	mg/Kg	☼	12/02/11 10:39	12/05/11 18:35	1
Cobalt	6.4		4.3	0.14	mg/Kg	☼	12/02/11 10:39	12/05/11 18:35	1
Chromium	11		0.43	0.17	mg/Kg	☼	12/02/11 10:39	12/05/11 18:35	1
Copper	13		2.2	0.64	mg/Kg	☼	12/02/11 10:39	12/05/11 18:35	1
Iron	13000		8.6	4.2	mg/Kg	☼	12/02/11 10:39	12/05/11 18:35	1
Potassium	1600	B	430	5.3	mg/Kg	☼	12/02/11 10:39	12/05/11 18:35	1
Magnesium	35000	B	430	4.4	mg/Kg	☼	12/02/11 10:39	12/05/11 18:35	1
Manganese	270	B	1.3	0.064	mg/Kg	☼	12/02/11 10:39	12/05/11 18:35	1
Silver	0.43	U	0.43	0.086	mg/Kg	☼	12/02/11 10:39	12/05/11 18:35	1
Sodium	100	J	430	57	mg/Kg	☼	12/02/11 10:39	12/05/11 18:35	1
Nickel	17		3.4	0.23	mg/Kg	☼	12/02/11 10:39	12/05/11 18:35	1
Vanadium	15		4.3	0.10	mg/Kg	☼	12/02/11 10:39	12/05/11 18:35	1
Zinc	38		1.7	0.86	mg/Kg	☼	12/02/11 10:39	12/05/11 18:35	1
Arsenic	4.5		0.86	0.26	mg/Kg	☼	12/02/11 10:39	12/05/11 18:35	1
Lead	6.6		0.26	0.16	mg/Kg	☼	12/02/11 10:39	12/05/11 18:35	1
Selenium	0.43	U	0.43	0.39	mg/Kg	☼	12/02/11 10:39	12/05/11 18:35	1
Thallium	0.86	U	0.86	0.47	mg/Kg	☼	12/02/11 10:39	12/06/11 05:07	1

Method: 7471A - Mercury (CVAA)

Analyte	Result	Qualifier	RL	MDL	Unit	D	Prepared	Analyzed	Dil Fac
Mercury	0.019	J	0.087	0.013	mg/Kg	☼	12/02/11 13:40	12/06/11 09:14	1

Surrogate Summary

Client: Conestoga-Rovers & Associates, Inc.
Project/Site: 17324-T07, RACER Former MTM

TestAmerica Job ID: 240-6361-1

Method: 8260B - Volatile Organic Compounds (GC/MS)

Matrix: Solid **Prep Type: Total/NA**

		Percent Surrogate Recovery (Acceptance Limits)			
		12DCE	BFB	TOL	DBFM
Lab Sample ID	Client Sample ID	(58-123)	(52-136)	(67-125)	(37-132)
240-6361-1	S-017324-112911-TP-113	93	96	100	98
240-6361-2	S-017324-112911-TP-114	97	92	95	97
240-6361-3	S-017324-112911-TP-115	97	91	96	100
240-6361-4	S-017324-112911-TP-116	92	93	97	99
240-6361-4MS	S-017324-112911-TP-116	94	90	95	104
240-6361-4MSD	S-017324-112911-TP-116	96	92	95	105
240-6361-5	S-017324-112911-TP-117	99	86	93	107
240-6361-6	S-017324-112911-TP-118	97	92	94	102
240-6361-7	S-017324-112911-TP-119	97	95	101	97
240-6361-8	S-017324-112911-TP-120	89	103	101	100
240-6361-9	S-017324-112911-TP-121	98	95	105	95
240-6361-10	S-017324-112911-TP-122	92	93	102	95
240-6361-11	S-017324-112911-TP-123	92	84	106	93
240-6361-12	S-017324-112911-TP-124	94	93	103	97
240-6361-13	S-017324-112911-TP-125	94	94	102	97
240-6361-14	S-017324-112911-TP-126	95	92	102	96
240-6361-15	S-017324-112911-TP-127	98	94	101	100
240-6361-20	S-017324-112911-TP-132	94	93	100	97
240-6361-21	S-017324-112911-TP-133	102	96	105	102
240-6361-22	S-017324-112911-TP-134	88	89	102	95
240-6361-23	S-017324-112911-TP-135	90	90	107	95
240-6361-24	S-017324-112911-TP-136	88	93	102	95
LCS 240-25691/5	Lab Control Sample	93	88	95	104
LCS 240-25774/5	Lab Control Sample	91	98	105	101
LCS 240-25950/5	Lab Control Sample	90	94	105	100
MB 240-25691/6	Method Blank	92	92	95	98
MB 240-25774/6	Method Blank	93	95	108	99
MB 240-25950/6	Method Blank	90	96	107	100

Surrogate Legend

12DCE = 1,2-Dichloroethane-d4 (Surr)
BFB = 4-Bromofluorobenzene (Surr)
TOL = Toluene-d8 (Surr)
DBFM = Dibromofluoromethane (Surr)

Method: 8260B - Volatile Organic Compounds (GC/MS)

Matrix: Solid **Prep Type: Total/NA**

		Percent Surrogate Recovery (Acceptance Limits)			
		12DCE	BFB	TOL	DBFM
Lab Sample ID	Client Sample ID	(39-128)	(26-141)	(33-134)	(30-122)
240-6361-16	S-017324-112911-TP-128	73	68	62	67
240-6361-17	S-017324-112911-TP-129	52	45	57	75
240-6361-18	S-017324-112911-TP-130	75	65	66	72
240-6361-19	S-017324-112911-TP-131	68	63	60	63
LCS 240-25445/2-A	Lab Control Sample	94	87	85	91
MB 240-25445/1-A	Method Blank	95	88	86	87

Surrogate Legend

12DCE = 1,2-Dichloroethane-d4 (Surr)
BFB = 4-Bromofluorobenzene (Surr)

TOL = Toluene-d8 (Surr)
DBFM = Dibromofluoromethane (Surr)

Method: 8270C - Semivolatile Organic Compounds (GC/MS)

Matrix: Solid **Prep Type: Total/NA**

		Percent Surrogate Recovery (Acceptance Limits)					
		FBP	2FP	TBP	NBZ	PHL	TPH
Lab Sample ID	Client Sample ID	(34-110)	(26-110)	(10-118)	(24-112)	(28-110)	(41-119)
240-6361-1	S-017324-112911-TP-113	46	55	46	47	52	59
240-6361-2	S-017324-112911-TP-114	43	53	48	47	50	64
240-6361-3	S-017324-112911-TP-115	38	45	35	41	42	60
240-6361-4	S-017324-112911-TP-116	49	58	41	53	54	67
240-6361-4MS	S-017324-112911-TP-116	50	56	52	52	57	71
240-6361-4MSD	S-017324-112911-TP-116	51	49	46	50	51	65
240-6361-5	S-017324-112911-TP-117	49	59	42	52	55	69
240-6361-6	S-017324-112911-TP-118	52	60	51	54	60	68
240-6361-7	S-017324-112911-TP-119	40	46	48	43	45	65
240-6361-8	S-017324-112911-TP-120	46	50	39	44	45	67
240-6361-9	S-017324-112911-TP-121	41	47	52	45	43	74
240-6361-10	S-017324-112911-TP-122	45	51	43	47	48	68
240-6361-11	S-017324-112911-TP-123	60	71	0 X	75	64	69
240-6361-12	S-017324-112911-TP-124	50	62	35	54	57	68
240-6361-13	S-017324-112911-TP-125	42	47	41	41	46	68
240-6361-14	S-017324-112911-TP-126	43	52	36	52	47	70
240-6361-15	S-017324-112911-TP-127	48	59	36	55	53	72
240-6361-16	S-017324-112911-TP-128	65	68	0 X	0 X	52	89
240-6361-17	S-017324-112911-TP-129	47	50	18	46	41	61
240-6361-18	S-017324-112911-TP-130	50	58	49	52	53	72
240-6361-19	S-017324-112911-TP-131	45	54	43	47	50	70
240-6361-20	S-017324-112911-TP-132	53	60	49	53	58	71
240-6361-21	S-017324-112911-TP-133	55	60	28	59	58	70
240-6361-22	S-017324-112911-TP-134	60	43	25	60	59	66
240-6361-23	S-017324-112911-TP-135	57	0 X	0 X	0 X	0 X	64
240-6361-24	S-017324-112911-TP-136	48	45	23	43	47	69
LCS 240-25426/24-A	Lab Control Sample	66	73	75	70	72	82
LCS 240-25532/22-A	Lab Control Sample	71	79	76	75	77	82
MB 240-25426/23-A	Method Blank	57	71	64	63	66	78
MB 240-25532/21-A	Method Blank	58	66	58	63	64	71

Surrogate Legend

FBP = 2-Fluorobiphenyl (Surr)
2FP = 2-Fluorophenol (Surr)
TBP = 2,4,6-Tribromophenol (Surr)
NBZ = Nitrobenzene-d5 (Surr)
PHL = Phenol-d5 (Surr)
TPH = Terphenyl-d14 (Surr)

Method: 8082 - Polychlorinated Biphenyls (PCBs) by Gas Chromatography

Matrix: Solid **Prep Type: Total/NA**

		Percent Surrogate Recovery (Acceptance Limits)	
		TCX1	DCB1
Lab Sample ID	Client Sample ID	(29-151)	(14-163)
240-6361-1	S-017324-112911-TP-113	77	85
240-6361-2	S-017324-112911-TP-114	72	84
240-6361-3	S-017324-112911-TP-115	78	73

Method: 8082 - Polychlorinated Biphenyls (PCBs) by Gas Chromatography (Continued)

Matrix: Solid **Prep Type: Total/NA**

		Percent Surrogate Recovery (Acceptance Limits)											
Lab Sample ID	Client Sample ID	TCX1 (29-151)	DCB1 (14-163)										
240-6361-4	S-017324-112911-TP-116	73	72										
240-6361-4MS	S-017324-112911-TP-116	81	84										
240-6361-4MSD	S-017324-112911-TP-116	85	82										
240-6361-5	S-017324-112911-TP-117	78	71										
240-6361-6	S-017324-112911-TP-118	74	76										
240-6361-7	S-017324-112911-TP-119	79	80										
240-6361-8	S-017324-112911-TP-120	74	64										
240-6361-9	S-017324-112911-TP-121	82	73										
240-6361-10	S-017324-112911-TP-122	80	81										
240-6361-20	S-017324-112911-TP-132	79	66										
240-6361-21	S-017324-112911-TP-133	81	69										
240-6361-22	S-017324-112911-TP-134	79	70										
240-6361-24	S-017324-112911-TP-136	53	90										
LCS 240-25425/20-A	Lab Control Sample	84	88										
MB 240-25425/19-A	Method Blank	77	74										

Surrogate Legend

TCX = Tetrachloro-m-xylene

DCB = DCB Decachlorobiphenyl

Method: 8082 - Polychlorinated Biphenyls (PCBs) by Gas Chromatography

Matrix: Solid **Prep Type: Total/NA**

		Percent Surrogate Recovery (Acceptance Limits)											
Lab Sample ID	Client Sample ID	TCX2 (29-151)	DCB2 (14-163)										
240-6361-11	S-017324-112911-TP-123	0 X	827 X										
240-6361-23	S-017324-112911-TP-135	0 X	0 X										

Surrogate Legend

TCX = Tetrachloro-m-xylene

DCB = DCB Decachlorobiphenyl

Method: 8260B - Volatile Organic Compounds (GC/MS)

Lab Sample ID: MB 240-25445/1-A
Matrix: Solid
Analysis Batch: 26056

Client Sample ID: Method Blank
Prep Type: Total/NA
Prep Batch: 25445

Analyte	MB Result	MB Qualifier	RL	MDL	Unit	D	Prepared	Analyzed	Dil Fac
Acetone	205	J	1000	170	ug/Kg		12/03/11 21:44	12/08/11 14:49	1
Benzene	250	U	250	12	ug/Kg		12/03/11 21:44	12/08/11 14:49	1
Dichlorobromomethane	250	U	250	9.9	ug/Kg		12/03/11 21:44	12/08/11 14:49	1
Bromoform	250	U	250	19	ug/Kg		12/03/11 21:44	12/08/11 14:49	1
Bromomethane	250	U	250	29	ug/Kg		12/03/11 21:44	12/08/11 14:49	1
2-Butanone (MEK)	1000	U	1000	43	ug/Kg		12/03/11 21:44	12/08/11 14:49	1
Carbon disulfide	250	U	250	12	ug/Kg		12/03/11 21:44	12/08/11 14:49	1
Carbon tetrachloride	250	U	250	6.4	ug/Kg		12/03/11 21:44	12/08/11 14:49	1
Chlorobenzene	250	U	250	6.4	ug/Kg		12/03/11 21:44	12/08/11 14:49	1
Chloroethane	250	U	250	61	ug/Kg		12/03/11 21:44	12/08/11 14:49	1
Chloroform	250	U	250	8.8	ug/Kg		12/03/11 21:44	12/08/11 14:49	1
Chloromethane	250	U	250	14	ug/Kg		12/03/11 21:44	12/08/11 14:49	1
1,1-Dichloroethane	250	U	250	17	ug/Kg		12/03/11 21:44	12/08/11 14:49	1
1,2-Dichloroethane	250	U	250	10	ug/Kg		12/03/11 21:44	12/08/11 14:49	1
1,1-Dichloroethene	250	U	250	18	ug/Kg		12/03/11 21:44	12/08/11 14:49	1
1,2-Dichloropropane	250	U	250	8.2	ug/Kg		12/03/11 21:44	12/08/11 14:49	1
cis-1,3-Dichloropropene	250	U	250	7.9	ug/Kg		12/03/11 21:44	12/08/11 14:49	1
trans-1,3-Dichloropropene	250	U	250	20	ug/Kg		12/03/11 21:44	12/08/11 14:49	1
Ethylbenzene	5.45	J	250	5.4	ug/Kg		12/03/11 21:44	12/08/11 14:49	1
2-Hexanone	1000	U	1000	20	ug/Kg		12/03/11 21:44	12/08/11 14:49	1
Methylene Chloride	150	J	250	77	ug/Kg		12/03/11 21:44	12/08/11 14:49	1
4-Methyl-2-pentanone (MIBK)	1000	U	1000	48	ug/Kg		12/03/11 21:44	12/08/11 14:49	1
Styrene	250	U	250	5.6	ug/Kg		12/03/11 21:44	12/08/11 14:49	1
1,1,2,2-Tetrachloroethane	250	U	250	8.9	ug/Kg		12/03/11 21:44	12/08/11 14:49	1
Tetrachloroethene	250	U	250	12	ug/Kg		12/03/11 21:44	12/08/11 14:49	1
Toluene	250	U	250	17	ug/Kg		12/03/11 21:44	12/08/11 14:49	1
Trichloroethene	250	U	250	9.7	ug/Kg		12/03/11 21:44	12/08/11 14:49	1
Vinyl chloride	250	U	250	18	ug/Kg		12/03/11 21:44	12/08/11 14:49	1
Xylenes, Total	10.7	J	500	8.1	ug/Kg		12/03/11 21:44	12/08/11 14:49	1
1,1,1-Trichloroethane	250	U	250	21	ug/Kg		12/03/11 21:44	12/08/11 14:49	1
1,1,2-Trichloroethane	250	U	250	12	ug/Kg		12/03/11 21:44	12/08/11 14:49	1
Cyclohexane	500	U	500	40	ug/Kg		12/03/11 21:44	12/08/11 14:49	1
1,2-Dibromo-3-Chloropropane	500	U	500	50	ug/Kg		12/03/11 21:44	12/08/11 14:49	1
Ethylene Dibromide	250	U	250	10	ug/Kg		12/03/11 21:44	12/08/11 14:49	1
Dichlorodifluoromethane	250	U	250	16	ug/Kg		12/03/11 21:44	12/08/11 14:49	1
cis-1,2-Dichloroethene	250	U	250	6.9	ug/Kg		12/03/11 21:44	12/08/11 14:49	1
trans-1,2-Dichloroethene	250	U	250	9.2	ug/Kg		12/03/11 21:44	12/08/11 14:49	1
Isopropylbenzene	250	U	250	6.5	ug/Kg		12/03/11 21:44	12/08/11 14:49	1
Methyl acetate	500	U	500	25	ug/Kg		12/03/11 21:44	12/08/11 14:49	1
Methyl tert-butyl ether	1000	U	1000	7.1	ug/Kg		12/03/11 21:44	12/08/11 14:49	1
1,1,2-Trichloro-1,2,2-trifluoroethane	250	U	250	39	ug/Kg		12/03/11 21:44	12/08/11 14:49	1
1,2,4-Trichlorobenzene	9.68	J	250	7.3	ug/Kg		12/03/11 21:44	12/08/11 14:49	1
1,2-Dichlorobenzene	250	U	250	8.6	ug/Kg		12/03/11 21:44	12/08/11 14:49	1
1,3-Dichlorobenzene	250	U	250	4.8	ug/Kg		12/03/11 21:44	12/08/11 14:49	1
1,4-Dichlorobenzene	250	U	250	8.0	ug/Kg		12/03/11 21:44	12/08/11 14:49	1
Trichlorofluoromethane	250	U	250	16	ug/Kg		12/03/11 21:44	12/08/11 14:49	1
Chlorodibromomethane	250	U	250	12	ug/Kg		12/03/11 21:44	12/08/11 14:49	1
Methylcyclohexane	500	U	500	12	ug/Kg		12/03/11 21:44	12/08/11 14:49	1

Method: 8260B - Volatile Organic Compounds (GC/MS) (Continued)

Lab Sample ID: MB 240-25445/1-A
Matrix: Solid
Analysis Batch: 26056

Client Sample ID: Method Blank
Prep Type: Total/NA
Prep Batch: 25445

Surrogate	MB %Recovery	MB Qualifier	Limits	Prepared	Analyzed	Dil Fac
1,2-Dichloroethane-d4 (Surr)	95		39 - 128	12/03/11 21:44	12/08/11 14:49	1
4-Bromofluorobenzene (Surr)	88		26 - 141	12/03/11 21:44	12/08/11 14:49	1
Toluene-d8 (Surr)	86		33 - 134	12/03/11 21:44	12/08/11 14:49	1
Dibromofluoromethane (Surr)	87		30 - 122	12/03/11 21:44	12/08/11 14:49	1

Lab Sample ID: LCS 240-25445/2-A
Matrix: Solid
Analysis Batch: 26056

Client Sample ID: Lab Control Sample
Prep Type: Total/NA
Prep Batch: 25445

Analyte	Spike Added	LCS Result	LCS Qualifier	Unit	D	%Rec	%Rec. Limits
Acetone	1000	1140		ug/Kg		114	16 - 156
Benzene	500	490		ug/Kg		98	70 - 117
Dichlorobromomethane	500	444		ug/Kg		89	28 - 123
Bromoform	500	447		ug/Kg		89	10 - 117
Bromomethane	500	455		ug/Kg		91	10 - 114
2-Butanone (MEK)	1000	890	J	ug/Kg		89	10 - 199
Carbon disulfide	500	391		ug/Kg		78	10 - 132
Carbon tetrachloride	500	520		ug/Kg		104	29 - 118
Chlorobenzene	500	480		ug/Kg		96	71 - 116
Chloroethane	500	450		ug/Kg		90	10 - 120
Chloroform	500	535		ug/Kg		107	63 - 116
Chloromethane	500	412		ug/Kg		82	25 - 110
1,1-Dichloroethane	500	540		ug/Kg		108	63 - 117
1,2-Dichloroethane	500	493		ug/Kg		99	68 - 119
1,1-Dichloroethene	500	515		ug/Kg		103	44 - 143
1,2-Dichloropropane	500	494		ug/Kg		99	73 - 113
cis-1,3-Dichloropropene	500	394		ug/Kg		79	25 - 120
trans-1,3-Dichloropropene	500	402		ug/Kg		80	22 - 122
Ethylbenzene	500	491		ug/Kg		98	66 - 119
2-Hexanone	1000	905	J	ug/Kg		91	43 - 130
Methylene Chloride	500	705		ug/Kg		141	27 - 172
4-Methyl-2-pentanone (MIBK)	1000	960	J	ug/Kg		96	49 - 121
Styrene	500	465		ug/Kg		93	60 - 120
1,1,2,2-Tetrachloroethane	500	485		ug/Kg		97	54 - 121
Tetrachloroethene	500	476		ug/Kg		95	58 - 131
Toluene	500	472		ug/Kg		94	66 - 123
Trichloroethene	500	464		ug/Kg		93	59 - 124
Vinyl chloride	500	430		ug/Kg		86	33 - 110
Xylenes, Total	1500	1440		ug/Kg		96	68 - 119
1,1,1-Trichloroethane	500	545		ug/Kg		109	38 - 122
1,1,2-Trichloroethane	500	469		ug/Kg		94	74 - 114
Cyclohexane	500	540		ug/Kg		108	40 - 120
1,2-Dibromo-3-Chloropropane	500	500		ug/Kg		100	10 - 129
Ethylene Dibromide	500	467		ug/Kg		93	47 - 123
Dichlorodifluoromethane	500	279		ug/Kg		56	10 - 110
cis-1,2-Dichloroethene	500	540		ug/Kg		108	60 - 125
trans-1,2-Dichloroethene	500	530		ug/Kg		106	58 - 121
Isopropylbenzene	500	497		ug/Kg		99	61 - 123
Methyl acetate	500	575		ug/Kg		115	44 - 173

Method: 8260B - Volatile Organic Compounds (GC/MS) (Continued)

Lab Sample ID: LCS 240-25445/2-A
Matrix: Solid
Analysis Batch: 26056

Client Sample ID: Lab Control Sample
Prep Type: Total/NA
Prep Batch: 25445

Analyte	Spike Added	LCS Result	LCS Qualifier	Unit	D	%Rec	%Rec. Limits
Methyl tert-butyl ether	500	550	J	ug/Kg		110	34 - 157
1,1,2-Trichloro-1,2,2-trifluoroethane	500	491		ug/Kg		98	48 - 151
1,2,4-Trichlorobenzene	500	520		ug/Kg		104	41 - 135
1,2-Dichlorobenzene	500	488		ug/Kg		98	68 - 118
1,3-Dichlorobenzene	500	486		ug/Kg		97	66 - 121
1,4-Dichlorobenzene	500	461		ug/Kg		92	65 - 119
Trichlorofluoromethane	500	535		ug/Kg		107	17 - 145
Chlorodibromomethane	500	432		ug/Kg		86	22 - 113
Methylcyclohexane	500	540		ug/Kg		108	41 - 133
m-Xylene & p-Xylene	1000	945		ug/Kg		95	67 - 118
o-Xylene	500	492		ug/Kg		98	68 - 120

Surrogate	*LCS %Recovery*	*LCS Qualifier*	*Limits*
1,2-Dichloroethane-d4 (Surr)	*94*		*39 - 128*
4-Bromofluorobenzene (Surr)	*87*		*26 - 141*
Toluene-d8 (Surr)	*85*		*33 - 134*
Dibromofluoromethane (Surr)	*91*		*30 - 122*

Lab Sample ID: 240-6361-4MS
Matrix: Solid
Analysis Batch: 25691

Client Sample ID: S-017324-112911-TP-116
Prep Type: Total/NA
Prep Batch: 25549

Analyte	Sample Result	Sample Qualifier	Spike Added	MS Result	MS Qualifier	Unit	D	%Rec	%Rec. Limits
Acetone	11		62.3	60.6		ug/Kg	☼	97	24 - 140
Benzene	2.7		31.2	22.2		ug/Kg	☼	71	53 - 118
Dichlorobromomethane	2.7		31.2	20.9		ug/Kg	☼	67	35 - 132
Bromoform	2.7		31.2	20.3		ug/Kg	☼	65	18 - 129
Bromomethane	2.7		31.2	22.9		ug/Kg	☼	74	33 - 130
2-Butanone (MEK)	11		62.3	49.7		ug/Kg	☼	80	30 - 143
Carbon disulfide	2.7		31.2	20.6		ug/Kg	☼	66	20 - 151
Carbon tetrachloride	2.7		31.2	22.9		ug/Kg	☼	73	32 - 137
Chlorobenzene	2.7		31.2	15.9		ug/Kg	☼	51	37 - 116
Chloroethane	2.7		31.2	16.7		ug/Kg	☼	54	45 - 118
Chloroform	2.7		31.2	24.9		ug/Kg	☼	80	53 - 119
Chloromethane	2.7		31.2	22.7		ug/Kg	☼	73	34 - 117
1,1-Dichloroethane	2.7		31.2	24.6		ug/Kg	☼	79	54 - 122
1,2-Dichloroethane	1.4		31.2	25.2		ug/Kg	☼	76	49 - 123
1,1-Dichloroethene	2.7		31.2	28.2		ug/Kg	☼	91	49 - 157
1,2-Dichloropropane	2.7		31.2	21.1		ug/Kg	☼	68	61 - 117
cis-1,3-Dichloropropene	2.7		31.2	18.0		ug/Kg	☼	58	27 - 133
trans-1,3-Dichloropropene	2.7		31.2	17.6		ug/Kg	☼	57	28 - 137
Ethylbenzene	2.7		31.2	13.5		ug/Kg	☼	43	30 - 131
2-Hexanone	11		62.3	48.5		ug/Kg	☼	78	37 - 147
Methylene Chloride	2.7		31.2	29.2		ug/Kg	☼	94	54 - 115
4-Methyl-2-pentanone (MIBK)	11		62.3	52.0		ug/Kg	☼	84	43 - 147
Styrene	2.7		31.2	13.6		ug/Kg	☼	44	27 - 127
1,1,2,2-Tetrachloroethane	2.7		31.2	22.4		ug/Kg	☼	72	16 - 179
Tetrachloroethene	8.6		31.2	25.3		ug/Kg	☼	54	31 - 135
Toluene	0.54		31.2	18.2		ug/Kg	☼	57	39 - 129

Method: 8260B - Volatile Organic Compounds (GC/MS) (Continued)

Lab Sample ID: 240-6361-4MS | **Client Sample ID: S-017324-112911-TP-116**
Matrix: Solid | **Prep Type: Total/NA**
Analysis Batch: 25691 | **Prep Batch: 25549**

Analyte	Sample Result	Sample Qualifier	Spike Added	MS Result	MS Qualifier	Unit	D	%Rec	%Rec. Limits
Trichloroethene	0.55		31.2	22.2		ug/Kg	☼	69	10 - 177
Vinyl chloride	2.7		31.2	21.9		ug/Kg	☼	70	42 - 117
Xylenes, Total	5.5		93.5	39.7		ug/Kg	☼	42	30 - 131
1,1,1-Trichloroethane	2.7		31.2	22.1		ug/Kg	☼	71	51 - 128
1,1,2-Trichloroethane	2.7		31.2	24.1		ug/Kg	☼	77	10 - 166
Cyclohexane	5.5		31.2	20.8		ug/Kg	☼	67	28 - 118
1,2-Dibromo-3-Chloropropane	5.5		31.2	24.7		ug/Kg	☼	79	10 - 153
Ethylene Dibromide	2.7		31.2	23.9		ug/Kg	☼	77	45 - 127
Dichlorodifluoromethane	2.7		31.2	27.9		ug/Kg	☼	89	17 - 115
cis-1,2-Dichloroethene	2.2		31.2	27.8		ug/Kg	☼	82	50 - 119
trans-1,2-Dichloroethene	2.7		31.2	25.2		ug/Kg	☼	81	50 - 123
Isopropylbenzene	2.7		31.2	11.7		ug/Kg	☼	38	21 - 134
Methyl acetate	5.5		31.2	31.6		ug/Kg	☼	101	33 - 165
Methyl tert-butyl ether	11		31.2	29.4		ug/Kg	☼	94	51 - 157
1,1,2-Trichloro-1,2,2-trifluoroethane	2.7		31.2	35.5		ug/Kg	☼	114	50 - 147
1,2,4-Trichlorobenzene	2.7		31.2	10.3		ug/Kg	☼	33	10 - 111
1,2-Dichlorobenzene	2.7		31.2	12.6		ug/Kg	☼	41	17 - 122
1,3-Dichlorobenzene	2.7		31.2	11.0		ug/Kg	☼	35	16 - 126
1,4-Dichlorobenzene	2.7		31.2	10.7		ug/Kg	☼	34	15 - 121
Trichlorofluoromethane	2.7		31.2	22.4		ug/Kg	☼	72	36 - 142
Chlorodibromomethane	2.7		31.2	21.3		ug/Kg	☼	68	29 - 135
Methylcyclohexane	5.5		31.2	20.9		ug/Kg	☼	67	20 - 132
m-Xylene & p-Xylene	5.5		62.3	25.4		ug/Kg	☼	41	29 - 131
o-Xylene	2.7		31.2	14.3		ug/Kg	☼	46	29 - 134

Surrogate	*MS %Recovery*	*MS Qualifier*	*Limits*
1,2-Dichloroethane-d4 (Surr)	*94*		*58 - 123*
4-Bromofluorobenzene (Surr)	*90*		*52 - 136*
Toluene-d8 (Surr)	*95*		*67 - 125*
Dibromofluoromethane (Surr)	*104*		*37 - 132*

Lab Sample ID: 240-6361-4MSD | **Client Sample ID: S-017324-112911-TP-116**
Matrix: Solid | **Prep Type: Total/NA**
Analysis Batch: 25691 | **Prep Batch: 25549**

Analyte	Sample Result	Sample Qualifier	Spike Added	MSD Result	MSD Qualifier	Unit	D	%Rec	%Rec. Limits	RPD	RPD Limit
Acetone	11		58.1	44.9		ug/Kg	☼	77	24 - 140	30	30
Benzene	2.7		29.0	18.2		ug/Kg	☼	63	53 - 118	20	30
Dichlorobromomethane	2.7		29.0	17.1		ug/Kg	☼	59	35 - 132	20	30
Bromoform	2.7		29.0	17.0		ug/Kg	☼	59	18 - 129	17	30
Bromomethane	2.7		29.0	18.2		ug/Kg	☼	63	33 - 130	23	30
2-Butanone (MEK)	11		58.1	42.0		ug/Kg	☼	72	30 - 143	17	30
Carbon disulfide	2.7		29.0	17.1		ug/Kg	☼	59	20 - 151	19	30
Carbon tetrachloride	2.7		29.0	18.9		ug/Kg	☼	65	32 - 137	19	30
Chlorobenzene	2.7		29.0	13.4		ug/Kg	☼	46	37 - 116	17	30
Chloroethane	2.7		29.0	13.1		ug/Kg	☼	45	45 - 118	24	30
Chloroform	2.7		29.0	20.4		ug/Kg	☼	70	53 - 119	20	30
Chloromethane	2.7		29.0	18.3		ug/Kg	☼	63	34 - 117	21	30
1,1-Dichloroethane	2.7		29.0	20.0		ug/Kg	☼	69	54 - 122	21	30

Method: 8260B - Volatile Organic Compounds (GC/MS) (Continued)

Lab Sample ID: 240-6361-4MSD
Matrix: Solid
Analysis Batch: 25691

Client Sample ID: S-017324-112911-TP-116
Prep Type: Total/NA
Prep Batch: 25549

Analyte	Sample Result	Sample Qualifier	Spike Added	MSD Result	MSD Qualifier	Unit	D	%Rec	%Rec. Limits	RPD	RPD Limit
1,2-Dichloroethane	1.4		29.0	20.8		ug/Kg	☼	67	49 - 123	19	30
1,1-Dichloroethene	2.7		29.0	22.2		ug/Kg	☼	76	49 - 157	24	30
1,2-Dichloropropane	2.7		29.0	17.4	F	ug/Kg	☼	60	61 - 117	19	30
cis-1,3-Dichloropropene	2.7		29.0	14.7		ug/Kg	☼	51	27 - 133	20	30
trans-1,3-Dichloropropene	2.7		29.0	14.5		ug/Kg	☼	50	28 - 137	19	30
Ethylbenzene	2.7		29.0	11.5		ug/Kg	☼	40	30 - 131	16	30
2-Hexanone	11		58.1	41.0		ug/Kg	☼	71	37 - 147	17	30
Methylene Chloride	2.7		29.0	22.9		ug/Kg	☼	79	54 - 115	24	30
4-Methyl-2-pentanone (MIBK)	11		58.1	43.0		ug/Kg	☼	74	43 - 147	19	30
Styrene	2.7		29.0	11.5		ug/Kg	☼	40	27 - 127	17	30
1,1,2,2-Tetrachloroethane	2.7		29.0	18.6		ug/Kg	☼	64	16 - 179	19	30
Tetrachloroethene	8.6		29.0	23.8		ug/Kg	☼	52	31 - 135	6	30
Toluene	0.54		29.0	15.0		ug/Kg	☼	50	39 - 129	19	30
Trichloroethene	0.55		29.0	18.1		ug/Kg	☼	61	10 - 177	20	30
Vinyl chloride	2.7		29.0	18.1		ug/Kg	☼	62	42 - 117	19	30
Xylenes, Total	5.5		87.1	33.9		ug/Kg	☼	39	30 - 131	16	30
1,1,1-Trichloroethane	2.7		29.0	18.4		ug/Kg	☼	63	51 - 128	18	30
1,1,2-Trichloroethane	2.7		29.0	19.4		ug/Kg	☼	67	10 - 166	21	30
Cyclohexane	5.5		29.0	17.2		ug/Kg	☼	59	28 - 118	19	30
1,2-Dibromo-3-Chloropropane	5.5		29.0	21.4		ug/Kg	☼	74	10 - 153	14	30
Ethylene Dibromide	2.7		29.0	19.7		ug/Kg	☼	68	45 - 127	19	30
Dichlorodifluoromethane	2.7		29.0	22.8		ug/Kg	☼	79	17 - 115	20	30
cis-1,2-Dichloroethene	2.2		29.0	21.7		ug/Kg	☼	67	50 - 119	25	30
trans-1,2-Dichloroethene	2.7		29.0	20.7		ug/Kg	☼	71	50 - 123	19	30
Isopropylbenzene	2.7		29.0	10.2		ug/Kg	☼	35	21 - 134	14	30
Methyl acetate	5.5		29.0	26.5		ug/Kg	☼	91	33 - 165	17	30
Methyl tert-butyl ether	11		29.0	23.3		ug/Kg	☼	80	51 - 157	23	30
1,1,2-Trichloro-1,2,2-trifluoroethane	2.7		29.0	29.3		ug/Kg	☼	101	50 - 147	19	30
1,2,4-Trichlorobenzene	2.7		29.0	8.82		ug/Kg	☼	30	10 - 111	15	30
1,2-Dichlorobenzene	2.7		29.0	11.1		ug/Kg	☼	38	17 - 122	13	30
1,3-Dichlorobenzene	2.7		29.0	9.69		ug/Kg	☼	33	16 - 126	13	30
1,4-Dichlorobenzene	2.7		29.0	9.46		ug/Kg	☼	33	15 - 121	12	30
Trichlorofluoromethane	2.7		29.0	18.3		ug/Kg	☼	63	36 - 142	20	30
Chlorodibromomethane	2.7		29.0	17.4		ug/Kg	☼	60	29 - 135	20	30
Methylcyclohexane	5.5		29.0	17.6		ug/Kg	☼	61	20 - 132	17	30
m-Xylene & p-Xylene	5.5		58.1	21.9		ug/Kg	☼	38	29 - 131	14	30
o-Xylene	2.7		29.0	12.0		ug/Kg	☼	41	29 - 134	17	30

Surrogate	*MSD %Recovery*	*MSD Qualifier*	*Limits*
1,2-Dichloroethane-d4 (Surr)	*96*		*58 - 123*
4-Bromofluorobenzene (Surr)	*92*		*52 - 136*
Toluene-d8 (Surr)	*95*		*67 - 125*
Dibromofluoromethane (Surr)	*105*		*37 - 132*

Method: 8260B - Volatile Organic Compounds (GC/MS) (Continued)

Lab Sample ID: MB 240-25691/6
Matrix: Solid
Analysis Batch: 25691

Client Sample ID: Method Blank
Prep Type: Total/NA

Analyte	MB Result	MB Qualifier	RL	MDL	Unit	D	Prepared	Analyzed	Dil Fac
Acetone	20	U	20	6.3	ug/Kg			12/06/11 12:30	1
Benzene	5.0	U	5.0	0.23	ug/Kg			12/06/11 12:30	1
Dichlorobromomethane	5.0	U	5.0	0.28	ug/Kg			12/06/11 12:30	1
Bromoform	5.0	U	5.0	0.33	ug/Kg			12/06/11 12:30	1
Bromomethane	5.0	U	5.0	0.54	ug/Kg			12/06/11 12:30	1
2-Butanone (MEK)	20	U	20	1.4	ug/Kg			12/06/11 12:30	1
Carbon disulfide	5.0	U	5.0	0.44	ug/Kg			12/06/11 12:30	1
Carbon tetrachloride	5.0	U	5.0	0.37	ug/Kg			12/06/11 12:30	1
Chlorobenzene	5.0	U	5.0	0.33	ug/Kg			12/06/11 12:30	1
Chloroethane	5.0	U	5.0	0.86	ug/Kg			12/06/11 12:30	1
Chloroform	5.0	U	5.0	0.29	ug/Kg			12/06/11 12:30	1
Chloromethane	5.0	U	5.0	0.41	ug/Kg			12/06/11 12:30	1
1,1-Dichloroethane	5.0	U	5.0	0.36	ug/Kg			12/06/11 12:30	1
1,2-Dichloroethane	5.0	U	5.0	0.34	ug/Kg			12/06/11 12:30	1
1,1-Dichloroethene	5.0	U	5.0	0.52	ug/Kg			12/06/11 12:30	1
1,2-Dichloropropane	5.0	U	5.0	0.69	ug/Kg			12/06/11 12:30	1
cis-1,3-Dichloropropene	5.0	U	5.0	0.34	ug/Kg			12/06/11 12:30	1
trans-1,3-Dichloropropene	5.0	U	5.0	0.54	ug/Kg			12/06/11 12:30	1
Ethylbenzene	5.0	U	5.0	0.26	ug/Kg			12/06/11 12:30	1
2-Hexanone	20	U	20	0.63	ug/Kg			12/06/11 12:30	1
Methylene Chloride	5.0	U	5.0	0.67	ug/Kg			12/06/11 12:30	1
4-Methyl-2-pentanone (MIBK)	20	U	20	0.54	ug/Kg			12/06/11 12:30	1
Styrene	5.0	U	5.0	0.15	ug/Kg			12/06/11 12:30	1
1,1,2,2-Tetrachloroethane	5.0	U	5.0	0.34	ug/Kg			12/06/11 12:30	1
Tetrachloroethene	5.0	U	5.0	0.52	ug/Kg			12/06/11 12:30	1
Toluene	5.0	U	5.0	0.27	ug/Kg			12/06/11 12:30	1
Trichloroethene	5.0	U	5.0	0.42	ug/Kg			12/06/11 12:30	1
Vinyl chloride	5.0	U	5.0	0.39	ug/Kg			12/06/11 12:30	1
Xylenes, Total	10	U	10	0.67	ug/Kg			12/06/11 12:30	1
1,1,1-Trichloroethane	5.0	U	5.0	0.56	ug/Kg			12/06/11 12:30	1
1,1,2-Trichloroethane	5.0	U	5.0	0.39	ug/Kg			12/06/11 12:30	1
Cyclohexane	10	U	10	0.33	ug/Kg			12/06/11 12:30	1
1,2-Dibromo-3-Chloropropane	10	U	10	1.3	ug/Kg			12/06/11 12:30	1
Ethylene Dibromide	5.0	U	5.0	0.50	ug/Kg			12/06/11 12:30	1
Dichlorodifluoromethane	5.0	U	5.0	0.50	ug/Kg			12/06/11 12:30	1
cis-1,2-Dichloroethene	5.0	U	5.0	0.36	ug/Kg			12/06/11 12:30	1
trans-1,2-Dichloroethene	5.0	U	5.0	0.41	ug/Kg			12/06/11 12:30	1
Isopropylbenzene	5.0	U	5.0	0.16	ug/Kg			12/06/11 12:30	1
Methyl acetate	10	U	10	1.4	ug/Kg			12/06/11 12:30	1
Methyl tert-butyl ether	20	U	20	0.43	ug/Kg			12/06/11 12:30	1
1,1,2-Trichloro-1,2,2-trifluoroethane	5.0	U	5.0	1.3	ug/Kg			12/06/11 12:30	1
1,2,4-Trichlorobenzene	0.321	J	5.0	0.27	ug/Kg			12/06/11 12:30	1
1,2-Dichlorobenzene	5.0	U	5.0	0.36	ug/Kg			12/06/11 12:30	1
1,3-Dichlorobenzene	5.0	U	5.0	0.35	ug/Kg			12/06/11 12:30	1
1,4-Dichlorobenzene	5.0	U	5.0	0.66	ug/Kg			12/06/11 12:30	1
Trichlorofluoromethane	5.0	U	5.0	0.34	ug/Kg			12/06/11 12:30	1
Chlorodibromomethane	5.0	U	5.0	0.55	ug/Kg			12/06/11 12:30	1
Methylcyclohexane	10	U	10	0.31	ug/Kg			12/06/11 12:30	1

Method: 8260B - Volatile Organic Compounds (GC/MS) (Continued)

Lab Sample ID: MB 240-25691/6
Matrix: Solid
Analysis Batch: 25691

Client Sample ID: Method Blank
Prep Type: Total/NA

Surrogate	MB %Recovery	MB Qualifier	Limits	Prepared	Analyzed	Dil Fac
1,2-Dichloroethane-d4 (Surr)	92		58 - 123		12/06/11 12:30	1
4-Bromofluorobenzene (Surr)	92		52 - 136		12/06/11 12:30	1
Toluene-d8 (Surr)	95		67 - 125		12/06/11 12:30	1
Dibromofluoromethane (Surr)	98		37 - 132		12/06/11 12:30	1

Lab Sample ID: LCS 240-25691/5
Matrix: Solid
Analysis Batch: 25691

Client Sample ID: Lab Control Sample
Prep Type: Total/NA

Analyte	Spike Added	LCS Result	LCS Qualifier	Unit	D	%Rec	%Rec. Limits
Acetone	100	86.4		ug/Kg		86	41 - 137
Benzene	50.0	47.8		ug/Kg		96	79 - 112
Dichlorobromomethane	50.0	45.4		ug/Kg		91	84 - 122
Bromoform	50.0	47.7		ug/Kg		95	62 - 133
Bromomethane	50.0	44.4		ug/Kg		89	42 - 136
2-Butanone (MEK)	100	72.7		ug/Kg		73	52 - 131
Carbon disulfide	50.0	48.1		ug/Kg		96	62 - 146
Carbon tetrachloride	50.0	52.2		ug/Kg		104	71 - 129
Chlorobenzene	50.0	48.3		ug/Kg		97	78 - 110
Chloroethane	50.0	48.1		ug/Kg		96	58 - 117
Chloroform	50.0	50.7		ug/Kg		101	77 - 114
Chloromethane	50.0	43.9		ug/Kg		88	50 - 110
1,1-Dichloroethane	50.0	48.6		ug/Kg		97	76 - 115
1,2-Dichloroethane	50.0	42.4		ug/Kg		85	72 - 120
1,1-Dichloroethene	50.0	57.4		ug/Kg		115	75 - 135
1,2-Dichloropropane	50.0	44.7		ug/Kg		89	87 - 113
cis-1,3-Dichloropropene	50.0	41.4		ug/Kg		83	74 - 128
trans-1,3-Dichloropropene	50.0	40.7		ug/Kg		81	73 - 131
Ethylbenzene	50.0	46.4		ug/Kg		93	79 - 117
2-Hexanone	100	77.7		ug/Kg		78	64 - 136
Methylene Chloride	50.0	55.6		ug/Kg		111	75 - 118
4-Methyl-2-pentanone (MIBK)	100	83.0		ug/Kg		83	67 - 135
Styrene	50.0	46.6		ug/Kg		93	87 - 117
1,1,2,2-Tetrachloroethane	50.0	42.3		ug/Kg		85	77 - 123
Tetrachloroethene	50.0	53.9		ug/Kg		108	79 - 114
Toluene	50.0	45.1		ug/Kg		90	75 - 111
Trichloroethene	50.0	51.7		ug/Kg		103	79 - 113
Vinyl chloride	50.0	43.0		ug/Kg		86	57 - 114
Xylenes, Total	150	142		ug/Kg		95	80 - 118
1,1,1-Trichloroethane	50.0	49.8		ug/Kg		100	77 - 126
1,1,2-Trichloroethane	50.0	45.7		ug/Kg		91	83 - 112
Cyclohexane	50.0	47.2		ug/Kg		94	66 - 110
1,2-Dibromo-3-Chloropropane	50.0	47.5		ug/Kg		95	61 - 132
Ethylene Dibromide	50.0	46.9		ug/Kg		94	83 - 117
Dichlorodifluoromethane	50.0	47.8		ug/Kg		96	26 - 113
cis-1,2-Dichloroethene	50.0	50.7		ug/Kg		101	76 - 113
trans-1,2-Dichloroethene	50.0	53.4		ug/Kg		107	78 - 117
Isopropylbenzene	50.0	49.4		ug/Kg		99	76 - 122
Methyl acetate	50.0	43.2		ug/Kg		86	57 - 130

Method: 8260B - Volatile Organic Compounds (GC/MS) (Continued)

Lab Sample ID: LCS 240-25691/5
Matrix: Solid
Analysis Batch: 25691

Client Sample ID: Lab Control Sample
Prep Type: Total/NA

Analyte	Spike Added	LCS Result	LCS Qualifier	Unit	D	%Rec	%Rec. Limits
Methyl tert-butyl ether	50.0	50.1		ug/Kg		100	49 - 165
1,1,2-Trichloro-1,2,2-trifluoroethane	50.0	65.5		ug/Kg		131	82 - 138
1,2,4-Trichlorobenzene	50.0	49.0		ug/Kg		98	64 - 124
1,2-Dichlorobenzene	50.0	47.9		ug/Kg		96	76 - 110
1,3-Dichlorobenzene	50.0	47.2		ug/Kg		94	78 - 111
1,4-Dichlorobenzene	50.0	46.1		ug/Kg		92	75 - 110
Trichlorofluoromethane	50.0	46.5		ug/Kg		93	57 - 146
Chlorodibromomethane	50.0	48.4		ug/Kg		97	72 - 127
Methylcyclohexane	50.0	51.6		ug/Kg		103	70 - 126
m-Xylene & p-Xylene	100	93.6		ug/Kg		94	80 - 117
o-Xylene	50.0	48.8		ug/Kg		98	80 - 120

Surrogate	*LCS %Recovery*	*LCS Qualifier*	*Limits*
1,2-Dichloroethane-d4 (Surr)	*93*		*58 - 123*
4-Bromofluorobenzene (Surr)	*88*		*52 - 136*
Toluene-d8 (Surr)	*95*		*67 - 125*
Dibromofluoromethane (Surr)	*104*		*37 - 132*

Lab Sample ID: MB 240-25774/6
Matrix: Solid
Analysis Batch: 25774

Client Sample ID: Method Blank
Prep Type: Total/NA

Analyte	MB Result	MB Qualifier	RL	MDL	Unit	D	Prepared	Analyzed	Dil Fac
Acetone	20	U	20	6.3	ug/Kg			12/06/11 20:55	1
Benzene	5.0	U	5.0	0.23	ug/Kg			12/06/11 20:55	1
Dichlorobromomethane	5.0	U	5.0	0.28	ug/Kg			12/06/11 20:55	1
Bromoform	5.0	U	5.0	0.33	ug/Kg			12/06/11 20:55	1
Bromomethane	5.0	U	5.0	0.54	ug/Kg			12/06/11 20:55	1
2-Butanone (MEK)	1.92	J	20	1.4	ug/Kg			12/06/11 20:55	1
Carbon disulfide	5.0	U	5.0	0.44	ug/Kg			12/06/11 20:55	1
Carbon tetrachloride	5.0	U	5.0	0.37	ug/Kg			12/06/11 20:55	1
Chlorobenzene	5.0	U	5.0	0.33	ug/Kg			12/06/11 20:55	1
Chloroethane	5.0	U	5.0	0.86	ug/Kg			12/06/11 20:55	1
Chloroform	5.0	U	5.0	0.29	ug/Kg			12/06/11 20:55	1
Chloromethane	5.0	U	5.0	0.41	ug/Kg			12/06/11 20:55	1
1,1-Dichloroethane	5.0	U	5.0	0.36	ug/Kg			12/06/11 20:55	1
1,2-Dichloroethane	5.0	U	5.0	0.34	ug/Kg			12/06/11 20:55	1
1,1-Dichloroethene	5.0	U	5.0	0.52	ug/Kg			12/06/11 20:55	1
1,2-Dichloropropane	5.0	U	5.0	0.69	ug/Kg			12/06/11 20:55	1
cis-1,3-Dichloropropene	5.0	U	5.0	0.34	ug/Kg			12/06/11 20:55	1
trans-1,3-Dichloropropene	5.0	U	5.0	0.54	ug/Kg			12/06/11 20:55	1
Ethylbenzene	5.0	U	5.0	0.26	ug/Kg			12/06/11 20:55	1
2-Hexanone	20	U	20	0.63	ug/Kg			12/06/11 20:55	1
Methylene Chloride	5.0	U	5.0	0.67	ug/Kg			12/06/11 20:55	1
4-Methyl-2-pentanone (MIBK)	20	U	20	0.54	ug/Kg			12/06/11 20:55	1
Styrene	5.0	U	5.0	0.15	ug/Kg			12/06/11 20:55	1
1,1,2,2-Tetrachloroethane	5.0	U	5.0	0.34	ug/Kg			12/06/11 20:55	1
Tetrachloroethene	5.0	U	5.0	0.52	ug/Kg			12/06/11 20:55	1
Toluene	5.0	U	5.0	0.27	ug/Kg			12/06/11 20:55	1

Method: 8260B - Volatile Organic Compounds (GC/MS) (Continued)

Lab Sample ID: MB 240-25774/6
Matrix: Solid
Analysis Batch: 25774

Client Sample ID: Method Blank
Prep Type: Total/NA

Analyte	MB Result	MB Qualifier	RL	MDL	Unit	D	Prepared	Analyzed	Dil Fac
Trichloroethene	5.0	U	5.0	0.42	ug/Kg			12/06/11 20:55	1
Vinyl chloride	5.0	U	5.0	0.39	ug/Kg			12/06/11 20:55	1
Xylenes, Total	10	U	10	0.67	ug/Kg			12/06/11 20:55	1
1,1,1-Trichloroethane	5.0	U	5.0	0.56	ug/Kg			12/06/11 20:55	1
1,1,2-Trichloroethane	5.0	U	5.0	0.39	ug/Kg			12/06/11 20:55	1
Cyclohexane	10	U	10	0.33	ug/Kg			12/06/11 20:55	1
1,2-Dibromo-3-Chloropropane	10	U	10	1.3	ug/Kg			12/06/11 20:55	1
Ethylene Dibromide	5.0	U	5.0	0.50	ug/Kg			12/06/11 20:55	1
Dichlorodifluoromethane	5.0	U	5.0	0.50	ug/Kg			12/06/11 20:55	1
cis-1,2-Dichloroethene	5.0	U	5.0	0.36	ug/Kg			12/06/11 20:55	1
trans-1,2-Dichloroethene	5.0	U	5.0	0.41	ug/Kg			12/06/11 20:55	1
Isopropylbenzene	5.0	U	5.0	0.16	ug/Kg			12/06/11 20:55	1
Methyl acetate	10	U	10	1.4	ug/Kg			12/06/11 20:55	1
Methyl tert-butyl ether	20	U	20	0.43	ug/Kg			12/06/11 20:55	1
1,1,2-Trichloro-1,2,2-trifluoroethane	5.0	U	5.0	1.3	ug/Kg			12/06/11 20:55	1
1,2,4-Trichlorobenzene	0.400	J	5.0	0.27	ug/Kg			12/06/11 20:55	1
1,2-Dichlorobenzene	5.0	U	5.0	0.36	ug/Kg			12/06/11 20:55	1
1,3-Dichlorobenzene	5.0	U	5.0	0.35	ug/Kg			12/06/11 20:55	1
1,4-Dichlorobenzene	5.0	U	5.0	0.66	ug/Kg			12/06/11 20:55	1
Trichlorofluoromethane	5.0	U	5.0	0.34	ug/Kg			12/06/11 20:55	1
Chlorodibromomethane	5.0	U	5.0	0.55	ug/Kg			12/06/11 20:55	1
Methylcyclohexane	10	U	10	0.31	ug/Kg			12/06/11 20:55	1

Surrogate	*MB %Recovery*	*MB Qualifier*	*Limits*	*Prepared*	*Analyzed*	*Dil Fac*
1,2-Dichloroethane-d4 (Surr)	*93*		*58 - 123*		*12/06/11 20:55*	*1*
4-Bromofluorobenzene (Surr)	*95*		*52 - 136*		*12/06/11 20:55*	*1*
Toluene-d8 (Surr)	*108*		*67 - 125*		*12/06/11 20:55*	*1*
Dibromofluoromethane (Surr)	*99*		*37 - 132*		*12/06/11 20:55*	*1*

Lab Sample ID: LCS 240-25774/5
Matrix: Solid
Analysis Batch: 25774

Client Sample ID: Lab Control Sample
Prep Type: Total/NA

Analyte	Spike Added	LCS Result	LCS Qualifier	Unit	D	%Rec	%Rec. Limits
Acetone	100	94.4		ug/Kg		94	41 - 137
Benzene	50.0	49.7		ug/Kg		99	79 - 112
Dichlorobromomethane	50.0	45.0		ug/Kg		90	84 - 122
Bromoform	50.0	44.8		ug/Kg		90	62 - 133
Bromomethane	50.0	43.8		ug/Kg		88	42 - 136
2-Butanone (MEK)	100	112		ug/Kg		112	52 - 131
Carbon disulfide	50.0	47.0		ug/Kg		94	62 - 146
Carbon tetrachloride	50.0	42.6		ug/Kg		85	71 - 129
Chlorobenzene	50.0	48.3		ug/Kg		97	78 - 110
Chloroethane	50.0	38.5		ug/Kg		77	58 - 117
Chloroform	50.0	48.9		ug/Kg		98	77 - 114
Chloromethane	50.0	44.2		ug/Kg		88	50 - 110
1,1-Dichloroethane	50.0	49.1		ug/Kg		98	76 - 115
1,2-Dichloroethane	50.0	45.7		ug/Kg		91	72 - 120
1,1-Dichloroethene	50.0	51.9		ug/Kg		104	75 - 135

Method: 8260B - Volatile Organic Compounds (GC/MS) (Continued)

Lab Sample ID: LCS 240-25774/5
Matrix: Solid
Analysis Batch: 25774

Client Sample ID: Lab Control Sample
Prep Type: Total/NA

Analyte	Spike Added	LCS Result	LCS Qualifier	Unit	D	%Rec	%Rec. Limits
1,2-Dichloropropane	50.0	50.4		ug/Kg		101	87 - 113
cis-1,3-Dichloropropene	50.0	42.1		ug/Kg		84	74 - 128
trans-1,3-Dichloropropene	50.0	42.7		ug/Kg		85	73 - 131
Ethylbenzene	50.0	46.8		ug/Kg		94	79 - 117
2-Hexanone	100	116		ug/Kg		116	64 - 136
Methylene Chloride	50.0	46.0		ug/Kg		92	75 - 118
4-Methyl-2-pentanone (MIBK)	100	111		ug/Kg		111	67 - 135
Styrene	50.0	47.6		ug/Kg		95	87 - 117
1,1,2,2-Tetrachloroethane	50.0	51.7		ug/Kg		103	77 - 123
Tetrachloroethene	50.0	49.4		ug/Kg		99	79 - 114
Toluene	50.0	46.1		ug/Kg		92	75 - 111
Trichloroethene	50.0	49.6		ug/Kg		99	79 - 113
Vinyl chloride	50.0	43.9		ug/Kg		88	57 - 114
Xylenes, Total	150	139		ug/Kg		93	80 - 118
1,1,1-Trichloroethane	50.0	42.6		ug/Kg		85	77 - 126
1,1,2-Trichloroethane	50.0	50.9		ug/Kg		102	83 - 112
Cyclohexane	50.0	46.9		ug/Kg		94	66 - 110
1,2-Dibromo-3-Chloropropane	50.0	42.2		ug/Kg		84	61 - 132
Ethylene Dibromide	50.0	50.0		ug/Kg		100	83 - 117
Dichlorodifluoromethane	50.0	29.6		ug/Kg		59	26 - 113
cis-1,2-Dichloroethene	50.0	51.0		ug/Kg		102	76 - 113
trans-1,2-Dichloroethene	50.0	49.7		ug/Kg		99	78 - 117
Isopropylbenzene	50.0	44.4		ug/Kg		89	76 - 122
Methyl acetate	50.0	53.7		ug/Kg		107	57 - 130
Methyl tert-butyl ether	50.0	44.2		ug/Kg		88	49 - 165
1,1,2-Trichloro-1,2,2-trifluoroethane	50.0	53.6		ug/Kg		107	82 - 138
1,2,4-Trichlorobenzene	50.0	37.1		ug/Kg		74	64 - 124
1,2-Dichlorobenzene	50.0	45.4		ug/Kg		91	76 - 110
1,3-Dichlorobenzene	50.0	45.3		ug/Kg		91	78 - 111
1,4-Dichlorobenzene	50.0	44.7		ug/Kg		89	75 - 110
Trichlorofluoromethane	50.0	46.0		ug/Kg		92	57 - 146
Chlorodibromomethane	50.0	46.0		ug/Kg		92	72 - 127
Methylcyclohexane	50.0	49.1		ug/Kg		98	70 - 126
m-Xylene & p-Xylene	100	93.2		ug/Kg		93	80 - 117
o-Xylene	50.0	45.7		ug/Kg		91	80 - 120

Surrogate	*LCS %Recovery*	*LCS Qualifier*	*Limits*
1,2-Dichloroethane-d4 (Surr)	*91*		*58 - 123*
4-Bromofluorobenzene (Surr)	*98*		*52 - 136*
Toluene-d8 (Surr)	*105*		*67 - 125*
Dibromofluoromethane (Surr)	*101*		*37 - 132*

Lab Sample ID: MB 240-25950/6
Matrix: Solid
Analysis Batch: 25950

Client Sample ID: Method Blank
Prep Type: Total/NA

Analyte	MB Result	MB Qualifier	RL	MDL	Unit	D	Prepared	Analyzed	Dil Fac
Acetone	20	U	20	6.3	ug/Kg			12/07/11 20:52	1
Benzene	5.0	U	5.0	0.23	ug/Kg			12/07/11 20:52	1

Method: 8260B - Volatile Organic Compounds (GC/MS) (Continued)

Lab Sample ID: MB 240-25950/6
Matrix: Solid
Analysis Batch: 25950

Client Sample ID: Method Blank
Prep Type: Total/NA

Analyte	MB Result	MB Qualifier	RL	MDL	Unit	D	Prepared	Analyzed	Dil Fac
Dichlorobromomethane	5.0	U	5.0	0.28	ug/Kg			12/07/11 20:52	1
Bromoform	5.0	U	5.0	0.33	ug/Kg			12/07/11 20:52	1
Bromomethane	5.0	U	5.0	0.54	ug/Kg			12/07/11 20:52	1
2-Butanone (MEK)	20	U	20	1.4	ug/Kg			12/07/11 20:52	1
Carbon disulfide	5.0	U	5.0	0.44	ug/Kg			12/07/11 20:52	1
Carbon tetrachloride	5.0	U	5.0	0.37	ug/Kg			12/07/11 20:52	1
Chlorobenzene	5.0	U	5.0	0.33	ug/Kg			12/07/11 20:52	1
Chloroethane	5.0	U	5.0	0.86	ug/Kg			12/07/11 20:52	1
Chloroform	5.0	U	5.0	0.29	ug/Kg			12/07/11 20:52	1
Chloromethane	5.0	U	5.0	0.41	ug/Kg			12/07/11 20:52	1
1,1-Dichloroethane	5.0	U	5.0	0.36	ug/Kg			12/07/11 20:52	1
1,2-Dichloroethane	5.0	U	5.0	0.34	ug/Kg			12/07/11 20:52	1
1,1-Dichloroethene	5.0	U	5.0	0.52	ug/Kg			12/07/11 20:52	1
1,2-Dichloropropane	5.0	U	5.0	0.69	ug/Kg			12/07/11 20:52	1
cis-1,3-Dichloropropene	5.0	U	5.0	0.34	ug/Kg			12/07/11 20:52	1
trans-1,3-Dichloropropene	5.0	U	5.0	0.54	ug/Kg			12/07/11 20:52	1
Ethylbenzene	5.0	U	5.0	0.26	ug/Kg			12/07/11 20:52	1
2-Hexanone	20	U	20	0.63	ug/Kg			12/07/11 20:52	1
Methylene Chloride	5.0	U	5.0	0.67	ug/Kg			12/07/11 20:52	1
4-Methyl-2-pentanone (MIBK)	20	U	20	0.54	ug/Kg			12/07/11 20:52	1
Styrene	5.0	U	5.0	0.15	ug/Kg			12/07/11 20:52	1
1,1,2,2-Tetrachloroethane	5.0	U	5.0	0.34	ug/Kg			12/07/11 20:52	1
Tetrachloroethene	5.0	U	5.0	0.52	ug/Kg			12/07/11 20:52	1
Toluene	5.0	U	5.0	0.27	ug/Kg			12/07/11 20:52	1
Trichloroethene	5.0	U	5.0	0.42	ug/Kg			12/07/11 20:52	1
Vinyl chloride	5.0	U	5.0	0.39	ug/Kg			12/07/11 20:52	1
Xylenes, Total	10	U	10	0.67	ug/Kg			12/07/11 20:52	1
1,1,1-Trichloroethane	5.0	U	5.0	0.56	ug/Kg			12/07/11 20:52	1
1,1,2-Trichloroethane	5.0	U	5.0	0.39	ug/Kg			12/07/11 20:52	1
Cyclohexane	10	U	10	0.33	ug/Kg			12/07/11 20:52	1
1,2-Dibromo-3-Chloropropane	10	U	10	1.3	ug/Kg			12/07/11 20:52	1
Ethylene Dibromide	5.0	U	5.0	0.50	ug/Kg			12/07/11 20:52	1
Dichlorodifluoromethane	5.0	U	5.0	0.50	ug/Kg			12/07/11 20:52	1
cis-1,2-Dichloroethene	5.0	U	5.0	0.36	ug/Kg			12/07/11 20:52	1
trans-1,2-Dichloroethene	5.0	U	5.0	0.41	ug/Kg			12/07/11 20:52	1
Isopropylbenzene	5.0	U	5.0	0.16	ug/Kg			12/07/11 20:52	1
Methyl acetate	10	U	10	1.4	ug/Kg			12/07/11 20:52	1
Methyl tert-butyl ether	20	U	20	0.43	ug/Kg			12/07/11 20:52	1
1,1,2-Trichloro-1,2,2-trifluoroethane	5.0	U	5.0	1.3	ug/Kg			12/07/11 20:52	1
1,2,4-Trichlorobenzene	0.424	J	5.0	0.27	ug/Kg			12/07/11 20:52	1
1,2-Dichlorobenzene	5.0	U	5.0	0.36	ug/Kg			12/07/11 20:52	1
1,3-Dichlorobenzene	5.0	U	5.0	0.35	ug/Kg			12/07/11 20:52	1
1,4-Dichlorobenzene	5.0	U	5.0	0.66	ug/Kg			12/07/11 20:52	1
Trichlorofluoromethane	5.0	U	5.0	0.34	ug/Kg			12/07/11 20:52	1
Chlorodibromomethane	5.0	U	5.0	0.55	ug/Kg			12/07/11 20:52	1
Methylcyclohexane	10	U	10	0.31	ug/Kg			12/07/11 20:52	1

Surrogate	*MB %Recovery*	*MB Qualifier*	*Limits*	*Prepared*	*Analyzed*	*Dil Fac*
1,2-Dichloroethane-d4 (Surr)	*90*		*58 - 123*		*12/07/11 20:52*	*1*

Method: 8260B - Volatile Organic Compounds (GC/MS) (Continued)

Lab Sample ID: MB 240-25950/6
Matrix: Solid
Analysis Batch: 25950

Client Sample ID: Method Blank
Prep Type: Total/NA

Surrogate	MB %Recovery	MB Qualifier	Limits	Prepared	Analyzed	Dil Fac
4-Bromofluorobenzene (Surr)	96		52 - 136		12/07/11 20:52	1
Toluene-d8 (Surr)	107		67 - 125		12/07/11 20:52	1
Dibromofluoromethane (Surr)	100		37 - 132		12/07/11 20:52	1

Lab Sample ID: LCS 240-25950/5
Matrix: Solid
Analysis Batch: 25950

Client Sample ID: Lab Control Sample
Prep Type: Total/NA

Analyte	Spike Added	LCS Result	LCS Qualifier	Unit	D	%Rec	%Rec. Limits
Acetone	100	86.7		ug/Kg		87	41 - 137
Benzene	50.0	47.3		ug/Kg		95	79 - 112
Dichlorobromomethane	50.0	43.4		ug/Kg		87	84 - 122
Bromoform	50.0	41.7		ug/Kg		83	62 - 133
Bromomethane	50.0	37.8		ug/Kg		76	42 - 136
2-Butanone (MEK)	100	96.8		ug/Kg		97	52 - 131
Carbon disulfide	50.0	43.9		ug/Kg		88	62 - 146
Carbon tetrachloride	50.0	41.0		ug/Kg		82	71 - 129
Chlorobenzene	50.0	45.5		ug/Kg		91	78 - 110
Chloroethane	50.0	34.4		ug/Kg		69	58 - 117
Chloroform	50.0	46.3		ug/Kg		93	77 - 114
Chloromethane	50.0	38.7		ug/Kg		77	50 - 110
1,1-Dichloroethane	50.0	46.2		ug/Kg		92	76 - 115
1,2-Dichloroethane	50.0	44.1		ug/Kg		88	72 - 120
1,1-Dichloroethene	50.0	49.5		ug/Kg		99	75 - 135
1,2-Dichloropropane	50.0	47.7		ug/Kg		95	87 - 113
cis-1,3-Dichloropropene	50.0	39.7		ug/Kg		79	74 - 128
trans-1,3-Dichloropropene	50.0	40.0		ug/Kg		80	73 - 131
Ethylbenzene	50.0	44.9		ug/Kg		90	79 - 117
2-Hexanone	100	100		ug/Kg		100	64 - 136
Methylene Chloride	50.0	43.9		ug/Kg		88	75 - 118
4-Methyl-2-pentanone (MIBK)	100	97.1		ug/Kg		97	67 - 135
Styrene	50.0	45.1		ug/Kg		90	87 - 117
1,1,2,2-Tetrachloroethane	50.0	46.7		ug/Kg		93	77 - 123
Tetrachloroethene	50.0	46.9		ug/Kg		94	79 - 114
Toluene	50.0	43.7		ug/Kg		87	75 - 111
Trichloroethene	50.0	47.0		ug/Kg		94	79 - 113
Vinyl chloride	50.0	39.1		ug/Kg		78	57 - 114
Xylenes, Total	150	132		ug/Kg		88	80 - 118
1,1,1-Trichloroethane	50.0	39.5		ug/Kg		79	77 - 126
1,1,2-Trichloroethane	50.0	47.7		ug/Kg		95	83 - 112
Cyclohexane	50.0	43.3		ug/Kg		87	66 - 110
1,2-Dibromo-3-Chloropropane	50.0	38.7		ug/Kg		77	61 - 132
Ethylene Dibromide	50.0	46.2		ug/Kg		92	83 - 117
Dichlorodifluoromethane	50.0	25.9		ug/Kg		52	26 - 113
cis-1,2-Dichloroethene	50.0	47.8		ug/Kg		96	76 - 113
trans-1,2-Dichloroethene	50.0	46.0		ug/Kg		92	78 - 117
Isopropylbenzene	50.0	41.6		ug/Kg		83	76 - 122
Methyl acetate	50.0	46.9		ug/Kg		94	57 - 130
Methyl tert-butyl ether	50.0	40.4		ug/Kg		81	49 - 165

Method: 8260B - Volatile Organic Compounds (GC/MS) (Continued)

Lab Sample ID: LCS 240-25950/5
Matrix: Solid
Analysis Batch: 25950

Client Sample ID: Lab Control Sample
Prep Type: Total/NA

Analyte	Spike Added	LCS Result	LCS Qualifier	Unit	D	%Rec	%Rec. Limits
1,1,2-Trichloro-1,2,2-trifluoroethane	50.0	49.2		ug/Kg		98	82 - 138
1,2,4-Trichlorobenzene	50.0	38.0		ug/Kg		76	64 - 124
1,2-Dichlorobenzene	50.0	44.2		ug/Kg		88	76 - 110
1,3-Dichlorobenzene	50.0	43.7		ug/Kg		87	78 - 111
1,4-Dichlorobenzene	50.0	43.9		ug/Kg		88	75 - 110
Trichlorofluoromethane	50.0	41.9		ug/Kg		84	57 - 146
Chlorodibromomethane	50.0	42.7		ug/Kg		85	72 - 127
Methylcyclohexane	50.0	45.6		ug/Kg		91	70 - 126
m-Xylene & p-Xylene	100	89.0		ug/Kg		89	80 - 117
o-Xylene	50.0	43.1		ug/Kg		86	80 - 120

Surrogate	*LCS %Recovery*	*LCS Qualifier*	*Limits*
1,2-Dichloroethane-d4 (Surr)	*90*		*58 - 123*
4-Bromofluorobenzene (Surr)	*94*		*52 - 136*
Toluene-d8 (Surr)	*105*		*67 - 125*
Dibromofluoromethane (Surr)	*100*		*37 - 132*

Method: 8270C - Semivolatile Organic Compounds (GC/MS)

Lab Sample ID: MB 240-25426/23-A
Matrix: Solid
Analysis Batch: 25817

Client Sample ID: Method Blank
Prep Type: Total/NA
Prep Batch: 25426

Analyte	MB Result	MB Qualifier	RL	MDL	Unit	D	Prepared	Analyzed	Dil Fac
1,1'-Biphenyl	50	U	50	27	ug/Kg		12/03/11 10:29	12/07/11 11:00	1
2,2'-oxybis[1-chloropropane]	100	U	100	9.5	ug/Kg		12/03/11 10:29	12/07/11 11:00	1
2,4,5-Trichlorophenol	150	U	150	25	ug/Kg		12/03/11 10:29	12/07/11 11:00	1
2,4,6-Trichlorophenol	150	U	150	80	ug/Kg		12/03/11 10:29	12/07/11 11:00	1
2,4-Dichlorophenol	150	U	150	20	ug/Kg		12/03/11 10:29	12/07/11 11:00	1
2,4-Dimethylphenol	150	U	150	20	ug/Kg		12/03/11 10:29	12/07/11 11:00	1
2,4-Dinitrophenol	330	U	330	80	ug/Kg		12/03/11 10:29	12/07/11 11:00	1
2,4-Dinitrotoluene	200	U	200	27	ug/Kg		12/03/11 10:29	12/07/11 11:00	1
2,6-Dinitrotoluene	200	U	200	21	ug/Kg		12/03/11 10:29	12/07/11 11:00	1
2-Chloronaphthalene	50	U	50	3.3	ug/Kg		12/03/11 10:29	12/07/11 11:00	1
2-Chlorophenol	50	U	50	27	ug/Kg		12/03/11 10:29	12/07/11 11:00	1
2-Methylnaphthalene	6.7	U	6.7	3.3	ug/Kg		12/03/11 10:29	12/07/11 11:00	1
2-Methylphenol	200	U	200	80	ug/Kg		12/03/11 10:29	12/07/11 11:00	1
2-Nitroaniline	200	U	200	9.1	ug/Kg		12/03/11 10:29	12/07/11 11:00	1
2-Nitrophenol	50	U	50	27	ug/Kg		12/03/11 10:29	12/07/11 11:00	1
3,3'-Dichlorobenzidine	100	U	100	18	ug/Kg		12/03/11 10:29	12/07/11 11:00	1
3-Nitroaniline	200	U	200	16	ug/Kg		12/03/11 10:29	12/07/11 11:00	1
4,6-Dinitro-2-methylphenol	150	U	150	80	ug/Kg		12/03/11 10:29	12/07/11 11:00	1
4-Bromophenyl phenyl ether	50	U	50	13	ug/Kg		12/03/11 10:29	12/07/11 11:00	1
4-Chloro-3-methylphenol	150	U	150	21	ug/Kg		12/03/11 10:29	12/07/11 11:00	1
4-Chloroaniline	150	U	150	17	ug/Kg		12/03/11 10:29	12/07/11 11:00	1
4-Chlorophenyl phenyl ether	50	U	50	13	ug/Kg		12/03/11 10:29	12/07/11 11:00	1
4-Nitroaniline	200	U	200	26	ug/Kg		12/03/11 10:29	12/07/11 11:00	1
4-Nitrophenol	330	U	330	80	ug/Kg		12/03/11 10:29	12/07/11 11:00	1

Method: 8270C - Semivolatile Organic Compounds (GC/MS) (Continued)

Lab Sample ID: MB 240-25426/23-A
Matrix: Solid
Analysis Batch: 25817

Client Sample ID: Method Blank
Prep Type: Total/NA
Prep Batch: 25426

Analyte	MB Result	MB Qualifier	RL	MDL	Unit	D	Prepared	Analyzed	Dil Fac
Acenaphthene	6.7	U	6.7	3.3	ug/Kg		12/03/11 10:29	12/07/11 11:00	1
Acenaphthylene	6.7	U	6.7	3.3	ug/Kg		12/03/11 10:29	12/07/11 11:00	1
Acetophenone	100	U	100	9.2	ug/Kg		12/03/11 10:29	12/07/11 11:00	1
Anthracene	6.7	U	6.7	3.3	ug/Kg		12/03/11 10:29	12/07/11 11:00	1
Atrazine	200	U	200	9.1	ug/Kg		12/03/11 10:29	12/07/11 11:00	1
Benzaldehyde	100	U	100	12	ug/Kg		12/03/11 10:29	12/07/11 11:00	1
Benzo[a]anthracene	6.7	U	6.7	3.3	ug/Kg		12/03/11 10:29	12/07/11 11:00	1
Benzo[a]pyrene	6.7	U	6.7	3.3	ug/Kg		12/03/11 10:29	12/07/11 11:00	1
Benzo[b]fluoranthene	6.7	U	6.7	3.3	ug/Kg		12/03/11 10:29	12/07/11 11:00	1
Benzo[g,h,i]perylene	6.7	U	6.7	3.3	ug/Kg		12/03/11 10:29	12/07/11 11:00	1
Benzo[k]fluoranthene	6.7	U	6.7	3.3	ug/Kg		12/03/11 10:29	12/07/11 11:00	1
Bis(2-chloroethoxy)methane	100	U	100	22	ug/Kg		12/03/11 10:29	12/07/11 11:00	1
Bis(2-chloroethyl)ether	100	U	100	2.0	ug/Kg		12/03/11 10:29	12/07/11 11:00	1
Bis(2-ethylhexyl) phthalate	50	U	50	19	ug/Kg		12/03/11 10:29	12/07/11 11:00	1
Butyl benzyl phthalate	50	U	50	10	ug/Kg		12/03/11 10:29	12/07/11 11:00	1
Caprolactam	330	U	330	37	ug/Kg		12/03/11 10:29	12/07/11 11:00	1
Carbazole	50	U	50	27	ug/Kg		12/03/11 10:29	12/07/11 11:00	1
Chrysene	6.7	U	6.7	1.1	ug/Kg		12/03/11 10:29	12/07/11 11:00	1
Dibenz(a,h)anthracene	6.7	U	6.7	3.3	ug/Kg		12/03/11 10:29	12/07/11 11:00	1
Dibenzofuran	50	U	50	3.3	ug/Kg		12/03/11 10:29	12/07/11 11:00	1
Diethyl phthalate	50	U	50	16	ug/Kg		12/03/11 10:29	12/07/11 11:00	1
Dimethyl phthalate	50	U	50	17	ug/Kg		12/03/11 10:29	12/07/11 11:00	1
Di-n-butyl phthalate	50	U	50	15	ug/Kg		12/03/11 10:29	12/07/11 11:00	1
Di-n-octyl phthalate	50	U	50	27	ug/Kg		12/03/11 10:29	12/07/11 11:00	1
Fluoranthene	6.7	U	6.7	3.3	ug/Kg		12/03/11 10:29	12/07/11 11:00	1
Fluorene	6.7	U	6.7	3.3	ug/Kg		12/03/11 10:29	12/07/11 11:00	1
Hexachlorobenzene	6.7	U	6.7	2.1	ug/Kg		12/03/11 10:29	12/07/11 11:00	1
Hexachlorobutadiene	50	U	50	27	ug/Kg		12/03/11 10:29	12/07/11 11:00	1
Hexachlorocyclopentadiene	330	U	330	27	ug/Kg		12/03/11 10:29	12/07/11 11:00	1
Hexachloroethane	50	U	50	9.0	ug/Kg		12/03/11 10:29	12/07/11 11:00	1
Indeno[1,2,3-cd]pyrene	6.7	U	6.7	3.3	ug/Kg		12/03/11 10:29	12/07/11 11:00	1
Isophorone	50	U	50	13	ug/Kg		12/03/11 10:29	12/07/11 11:00	1
Naphthalene	6.7	U	6.7	3.3	ug/Kg		12/03/11 10:29	12/07/11 11:00	1
Nitrobenzene	100	U	100	2.2	ug/Kg		12/03/11 10:29	12/07/11 11:00	1
N-Nitrosodi-n-propylamine	50	U	50	27	ug/Kg		12/03/11 10:29	12/07/11 11:00	1
N-Nitrosodiphenylamine	50	U	50	21	ug/Kg		12/03/11 10:29	12/07/11 11:00	1
Pentachlorophenol	150	U	150	80	ug/Kg		12/03/11 10:29	12/07/11 11:00	1
Phenol	50	U	50	27	ug/Kg		12/03/11 10:29	12/07/11 11:00	1
Phenanthrene	6.7	U	6.7	3.3	ug/Kg		12/03/11 10:29	12/07/11 11:00	1
Pyrene	6.7	U	6.7	3.3	ug/Kg		12/03/11 10:29	12/07/11 11:00	1
3 & 4 Methylphenol	400	U	400	20	ug/Kg		12/03/11 10:29	12/07/11 11:00	1

Surrogate	*MB %Recovery*	*MB Qualifier*	*Limits*	*Prepared*	*Analyzed*	*Dil Fac*
2-Fluorobiphenyl (Surr)	*57*		*34 - 110*	*12/03/11 10:29*	*12/07/11 11:00*	*1*
2-Fluorophenol (Surr)	*71*		*26 - 110*	*12/03/11 10:29*	*12/07/11 11:00*	*1*
2,4,6-Tribromophenol (Surr)	*64*		*10 - 118*	*12/03/11 10:29*	*12/07/11 11:00*	*1*
Nitrobenzene-d5 (Surr)	*63*		*24 - 112*	*12/03/11 10:29*	*12/07/11 11:00*	*1*
Phenol-d5 (Surr)	*66*		*28 - 110*	*12/03/11 10:29*	*12/07/11 11:00*	*1*
Terphenyl-d14 (Surr)	*78*		*41 - 119*	*12/03/11 10:29*	*12/07/11 11:00*	*1*

Method: 8270C - Semivolatile Organic Compounds (GC/MS) (Continued)

Lab Sample ID: LCS 240-25426/24-A
Matrix: Solid
Analysis Batch: 25817

Client Sample ID: Lab Control Sample
Prep Type: Total/NA
Prep Batch: 25426

Analyte	Spike Added	LCS Result	LCS Qualifier	Unit	D	%Rec	%Rec. Limits
1,1'-Biphenyl	667	421		ug/Kg		63	50 - 130
2,2'-oxybis[1-chloropropane]	667	427		ug/Kg		64	36 - 116
2,4,5-Trichlorophenol	667	486		ug/Kg		73	42 - 110
2,4,6-Trichlorophenol	667	483		ug/Kg		72	37 - 110
2,4-Dichlorophenol	667	452		ug/Kg		68	40 - 110
2,4-Dimethylphenol	667	380		ug/Kg		57	28 - 110
2,4-Dinitrophenol	667	409		ug/Kg		61	10 - 110
2,4-Dinitrotoluene	667	518		ug/Kg		78	55 - 116
2,6-Dinitrotoluene	667	514		ug/Kg		77	54 - 115
2-Chloronaphthalene	667	442		ug/Kg		66	46 - 110
2-Chlorophenol	667	453		ug/Kg		68	39 - 110
2-Methylnaphthalene	667	445		ug/Kg		67	46 - 110
2-Methylphenol	667	422		ug/Kg		63	36 - 110
2-Nitroaniline	667	473		ug/Kg		71	47 - 124
2-Nitrophenol	667	449		ug/Kg		67	35 - 110
3,3'-Dichlorobenzidine	667	271		ug/Kg		41	31 - 110
3-Nitroaniline	667	413		ug/Kg		62	44 - 110
4,6-Dinitro-2-methylphenol	667	491		ug/Kg		74	21 - 110
4-Bromophenyl phenyl ether	667	493		ug/Kg		74	53 - 112
4-Chloro-3-methylphenol	667	487		ug/Kg		73	42 - 110
4-Chloroaniline	667	309		ug/Kg		46	25 - 110
4-Chlorophenyl phenyl ether	667	475		ug/Kg		71	53 - 110
4-Nitroaniline	667	477		ug/Kg		71	50 - 110
4-Nitrophenol	667	518		ug/Kg		78	24 - 117
Acenaphthene	667	439		ug/Kg		66	46 - 110
Acenaphthylene	667	451		ug/Kg		68	47 - 110
Acetophenone	667	443		ug/Kg		66	50 - 130
Anthracene	667	489		ug/Kg		73	56 - 111
Atrazine	667	580		ug/Kg		87	50 - 130
Benzaldehyde	667	443		ug/Kg		66	10 - 130
Benzo[a]anthracene	667	457		ug/Kg		69	58 - 111
Benzo[a]pyrene	667	439		ug/Kg		66	44 - 115
Benzo[b]fluoranthene	667	479		ug/Kg		72	43 - 124
Benzo[g,h,i]perylene	667	503		ug/Kg		75	44 - 120
Benzo[k]fluoranthene	667	472		ug/Kg		71	38 - 122
Bis(2-chloroethoxy)methane	667	439		ug/Kg		66	42 - 110
Bis(2-chloroethyl)ether	667	451		ug/Kg		68	41 - 110
Bis(2-ethylhexyl) phthalate	667	505		ug/Kg		76	56 - 123
Butyl benzyl phthalate	667	493		ug/Kg		74	57 - 121
Caprolactam	667	490		ug/Kg		73	50 - 130
Carbazole	667	480		ug/Kg		72	56 - 115
Chrysene	667	483		ug/Kg		72	56 - 111
Dibenz(a,h)anthracene	667	513		ug/Kg		77	45 - 122
Dibenzofuran	667	449		ug/Kg		67	50 - 110
Diethyl phthalate	667	488		ug/Kg		73	55 - 114
Dimethyl phthalate	667	479		ug/Kg		72	54 - 112
Di-n-butyl phthalate	667	521		ug/Kg		78	57 - 119
Di-n-octyl phthalate	667	465		ug/Kg		70	45 - 123
Fluoranthene	667	504		ug/Kg		76	55 - 118

Method: 8270C - Semivolatile Organic Compounds (GC/MS) (Continued)

Lab Sample ID: LCS 240-25426/24-A
Matrix: Solid
Analysis Batch: 25817

Client Sample ID: Lab Control Sample
Prep Type: Total/NA
Prep Batch: 25426

Analyte	Spike Added	LCS Result	LCS Qualifier	Unit	D	%Rec	%Rec. Limits
Fluorene	667	477		ug/Kg		71	51 - 110
Hexachlorobenzene	667	481		ug/Kg		72	51 - 110
Hexachlorobutadiene	667	445		ug/Kg		67	39 - 110
Hexachlorocyclopentadiene	667	425		ug/Kg		64	10 - 110
Hexachloroethane	667	416		ug/Kg		62	38 - 110
Indeno[1,2,3-cd]pyrene	667	491		ug/Kg		74	45 - 121
Isophorone	667	449		ug/Kg		67	46 - 117
Naphthalene	667	443		ug/Kg		66	42 - 110
Nitrobenzene	667	449		ug/Kg		67	40 - 110
N-Nitrosodi-n-propylamine	667	436		ug/Kg		65	40 - 114
N-Nitrosodiphenylamine	667	461		ug/Kg		69	54 - 112
Pentachlorophenol	667	443		ug/Kg		66	10 - 110
Phenol	667	440		ug/Kg		66	39 - 110
Phenanthrene	667	475		ug/Kg		71	54 - 110
Pyrene	667	471		ug/Kg		71	58 - 113
3 & 4 Methylphenol	1330	907		ug/Kg		68	40 - 110

Surrogate	*LCS %Recovery*	*LCS Qualifier*	*Limits*
2-Fluorobiphenyl (Surr)	*66*		*34 - 110*
2-Fluorophenol (Surr)	*73*		*26 - 110*
2,4,6-Tribromophenol (Surr)	*75*		*10 - 118*
Nitrobenzene-d5 (Surr)	*70*		*24 - 112*
Phenol-d5 (Surr)	*72*		*28 - 110*
Terphenyl-d14 (Surr)	*82*		*41 - 119*

Lab Sample ID: 240-6361-4MS
Matrix: Solid
Analysis Batch: 25817

Client Sample ID: S-017324-112911-TP-116
Prep Type: Total/NA
Prep Batch: 25426

Analyte	Sample Result	Sample Qualifier	Spike Added	MS Result	MS Qualifier	Unit	D	%Rec	%Rec. Limits
1,1'-Biphenyl	62	U	830	410	F	ug/Kg	☼	49	50 - 130
2,2'-oxybis[1-chloropropane]	120	U	830	409		ug/Kg	☼	49	25 - 124
2,4,5-Trichlorophenol	190	U	830	463		ug/Kg	☼	56	32 - 112
2,4,6-Trichlorophenol	190	U	830	360		ug/Kg	☼	43	22 - 110
2,4-Dichlorophenol	190	U	830	462		ug/Kg	☼	56	33 - 110
2,4-Dimethylphenol	190	U	830	412		ug/Kg	☼	50	19 - 114
2,4-Dinitrophenol	410	U	830	325	J	ug/Kg	☼	39	10 - 110
2,4-Dinitrotoluene	250	U	830	547		ug/Kg	☼	66	42 - 118
2,6-Dinitrotoluene	250	U	830	540		ug/Kg	☼	65	28 - 137
2-Chloronaphthalene	62	U	830	428		ug/Kg	☼	52	40 - 110
2-Chlorophenol	62	U	830	429		ug/Kg	☼	52	32 - 110
2-Methylnaphthalene	8.3	U	830	455		ug/Kg	☼	55	10 - 200
2-Methylphenol	250	U	830	436		ug/Kg	☼	53	19 - 124
2-Nitroaniline	250	U	830	493		ug/Kg	☼	59	31 - 141
2-Nitrophenol	62	U	830	388		ug/Kg	☼	47	17 - 110
3,3'-Dichlorobenzidine	120	U	830	287		ug/Kg	☼	35	10 - 110
3-Nitroaniline	250	U	830	462		ug/Kg	☼	56	24 - 110
4,6-Dinitro-2-methylphenol	190	U	830	433		ug/Kg	☼	52	10 - 110
4-Bromophenyl phenyl ether	62	U	830	482		ug/Kg	☼	58	44 - 120

Method: 8270C - Semivolatile Organic Compounds (GC/MS) (Continued)

Lab Sample ID: 240-6361-4MS
Matrix: Solid
Analysis Batch: 25817

Client Sample ID: S-017324-112911-TP-116
Prep Type: Total/NA
Prep Batch: 25426

Analyte	Sample Result	Sample Qualifier	Spike Added	MS Result	MS Qualifier	Unit	D	%Rec	%Rec. Limits
4-Chloro-3-methylphenol	190	U	830	550		ug/Kg	☼	66	32 - 117
4-Chloroaniline	190	U	830	374		ug/Kg	☼	45	11 - 110
4-Chlorophenyl phenyl ether	62	U	830	521		ug/Kg	☼	63	47 - 116
4-Nitroaniline	250	U	830	497		ug/Kg	☼	60	23 - 124
4-Nitrophenol	410	U	830	438		ug/Kg	☼	53	10 - 125
Acenaphthene	8.3	U	830	449		ug/Kg	☼	54	10 - 200
Acenaphthylene	8.3	U	830	457		ug/Kg	☼	55	10 - 200
Acetophenone	120	U	830	435		ug/Kg	☼	52	50 - 130
Anthracene	8.3	U	830	499		ug/Kg	☼	60	10 - 200
Atrazine	250	U	830	582		ug/Kg	☼	70	50 - 130
Benzaldehyde	120	U	830	389		ug/Kg	☼	47	10 - 130
Benzo[a]anthracene	8.3	U	830	503		ug/Kg	☼	61	10 - 200
Benzo[a]pyrene	8.3	U	830	457		ug/Kg	☼	55	10 - 200
Benzo[b]fluoranthene	8.3	U	830	520		ug/Kg	☼	63	10 - 200
Benzo[g,h,i]perylene	8.3	U	830	516		ug/Kg	☼	62	10 - 200
Benzo[k]fluoranthene	8.3	U	830	478		ug/Kg	☼	58	10 - 200
Bis(2-chloroethoxy)methane	120	U	830	404		ug/Kg	☼	49	36 - 110
Bis(2-chloroethyl)ether	120	U	830	453		ug/Kg	☼	55	32 - 118
Bis(2-ethylhexyl) phthalate	62	U	830	575		ug/Kg	☼	69	10 - 200
Butyl benzyl phthalate	62	U	830	556		ug/Kg	☼	67	43 - 138
Caprolactam	410	U	830	565		ug/Kg	☼	68	50 - 130
Carbazole	62	U	830	500		ug/Kg	☼	60	10 - 162
Chrysene	8.3	U	830	508		ug/Kg	☼	61	10 - 200
Dibenz(a,h)anthracene	8.3	U	830	532		ug/Kg	☼	64	10 - 200
Dibenzofuran	62	U	830	480		ug/Kg	☼	58	10 - 200
Diethyl phthalate	62	U	830	546		ug/Kg	☼	66	48 - 118
Dimethyl phthalate	62	U	830	507		ug/Kg	☼	61	47 - 116
Di-n-butyl phthalate	62	U	830	543		ug/Kg	☼	65	31 - 145
Di-n-octyl phthalate	62	U	830	528		ug/Kg	☼	64	10 - 182
Fluoranthene	8.3	U	830	531		ug/Kg	☼	64	10 - 200
Fluorene	8.3	U	830	508		ug/Kg	☼	61	10 - 187
Hexachlorobenzene	8.3	U	830	516		ug/Kg	☼	62	37 - 122
Hexachlorobutadiene	62	U	830	400		ug/Kg	☼	48	30 - 110
Hexachlorocyclopentadiene	410	U	830	95.5	J	ug/Kg	☼	12	10 - 110
Hexachloroethane	62	U	830	351		ug/Kg	☼	42	13 - 110
Indeno[1,2,3-cd]pyrene	8.3	U	830	511		ug/Kg	☼	62	10 - 200
Isophorone	62	U	830	421		ug/Kg	☼	51	32 - 129
Naphthalene	8.3	U	830	415		ug/Kg	☼	50	10 - 200
Nitrobenzene	120	U	830	395		ug/Kg	☼	48	33 - 111
N-Nitrosodi-n-propylamine	62	U	830	440		ug/Kg	☼	53	30 - 121
N-Nitrosodiphenylamine	62	U	830	468		ug/Kg	☼	56	10 - 169
Pentachlorophenol	190	U	830	317		ug/Kg	☼	38	10 - 182
Phenol	62	U	830	456		ug/Kg	☼	55	10 - 144
Phenanthrene	8.3	U	830	496		ug/Kg	☼	60	10 - 200
Pyrene	8.3	U	830	497		ug/Kg	☼	60	10 - 200
3 & 4 Methylphenol	500	U	1660	971		ug/Kg	☼	59	27 - 116

Surrogate	*MS %Recovery*	*MS Qualifier*	*Limits*
2-Fluorobiphenyl (Surr)	*50*		*34 - 110*

Method: 8270C - Semivolatile Organic Compounds (GC/MS) (Continued)

Lab Sample ID: 240-6361-4MS
Matrix: Solid
Analysis Batch: 25817

Client Sample ID: S-017324-112911-TP-116
Prep Type: Total/NA
Prep Batch: 25426

Surrogate	MS %Recovery	MS Qualifier	Limits
2-Fluorophenol (Surr)	*56*		*26 - 110*
2,4,6-Tribromophenol (Surr)	*52*		*10 - 118*
Nitrobenzene-d5 (Surr)	*52*		*24 - 112*
Phenol-d5 (Surr)	*57*		*28 - 110*
Terphenyl-d14 (Surr)	*71*		*41 - 119*

Lab Sample ID: 240-6361-4MSD
Matrix: Solid
Analysis Batch: 25817

Client Sample ID: S-017324-112911-TP-116
Prep Type: Total/NA
Prep Batch: 25426

Analyte	Sample Result	Sample Qualifier	Spike Added	MSD Result	MSD Qualifier	Unit	D	%Rec	%Rec. Limits	RPD	RPD Limit
1,1'-Biphenyl	62	U	826	418		ug/Kg	☼	51	50 - 130	2	30
2,2'-oxybis[1-chloropropane]	120	U	826	392		ug/Kg	☼	47	25 - 124	4	30
2,4,5-Trichlorophenol	190	U	826	424		ug/Kg	☼	51	32 - 112	9	30
2,4,6-Trichlorophenol	190	U	826	350		ug/Kg	☼	42	22 - 110	3	30
2,4-Dichlorophenol	190	U	826	411		ug/Kg	☼	50	33 - 110	12	30
2,4-Dimethylphenol	190	U	826	358		ug/Kg	☼	43	19 - 114	14	30
2,4-Dinitrophenol	410	U	826	268	J	ug/Kg	☼	32	10 - 110	19	30
2,4-Dinitrotoluene	250	U	826	521		ug/Kg	☼	63	42 - 118	5	30
2,6-Dinitrotoluene	250	U	826	518		ug/Kg	☼	63	28 - 137	4	30
2-Chloronaphthalene	62	U	826	429		ug/Kg	☼	52	40 - 110	0	30
2-Chlorophenol	62	U	826	403		ug/Kg	☼	49	32 - 110	6	30
2-Methylnaphthalene	8.3	U	826	430		ug/Kg	☼	52	10 - 200	6	30
2-Methylphenol	250	U	826	425		ug/Kg	☼	51	19 - 124	2	30
2-Nitroaniline	250	U	826	471		ug/Kg	☼	57	31 - 141	5	30
2-Nitrophenol	62	U	826	393		ug/Kg	☼	48	17 - 110	1	30
3,3'-Dichlorobenzidine	120	U	826	229		ug/Kg	☼	28	10 - 110	23	30
3-Nitroaniline	250	U	826	436		ug/Kg	☼	53	24 - 110	6	30
4,6-Dinitro-2-methylphenol	190	U	826	364		ug/Kg	☼	44	10 - 110	17	30
4-Bromophenyl phenyl ether	62	U	826	473		ug/Kg	☼	57	44 - 120	2	30
4-Chloro-3-methylphenol	190	U	826	524		ug/Kg	☼	63	32 - 117	5	30
4-Chloroaniline	190	U	826	353		ug/Kg	☼	43	11 - 110	6	30
4-Chlorophenyl phenyl ether	62	U	826	514		ug/Kg	☼	62	47 - 116	1	30
4-Nitroaniline	250	U	826	490		ug/Kg	☼	59	23 - 124	1	30
4-Nitrophenol	410	U	826	416		ug/Kg	☼	50	10 - 125	5	30
Acenaphthene	8.3	U	826	459		ug/Kg	☼	56	10 - 200	2	30
Acenaphthylene	8.3	U	826	462		ug/Kg	☼	56	10 - 200	1	30
Acetophenone	120	U	826	391	F	ug/Kg	☼	47	50 - 130	11	30
Anthracene	8.3	U	826	484		ug/Kg	☼	59	10 - 200	3	30
Atrazine	250	U	826	589		ug/Kg	☼	71	50 - 130	1	30
Benzaldehyde	120	U	826	389		ug/Kg	☼	47	10 - 130	0	30
Benzo[a]anthracene	8.3	U	826	514		ug/Kg	☼	62	10 - 200	2	30
Benzo[a]pyrene	8.3	U	826	476		ug/Kg	☼	58	10 - 200	4	30
Benzo[b]fluoranthene	8.3	U	826	501		ug/Kg	☼	61	10 - 200	4	30
Benzo[g,h,i]perylene	8.3	U	826	507		ug/Kg	☼	61	10 - 200	2	30
Benzo[k]fluoranthene	8.3	U	826	528		ug/Kg	☼	64	10 - 200	10	30
Bis(2-chloroethoxy)methane	120	U	826	391		ug/Kg	☼	47	36 - 110	3	30
Bis(2-chloroethyl)ether	120	U	826	416		ug/Kg	☼	50	32 - 118	8	30
Bis(2-ethylhexyl) phthalate	62	U	826	616		ug/Kg	☼	75	10 - 200	7	30

Method: 8270C - Semivolatile Organic Compounds (GC/MS) (Continued)

Lab Sample ID: 240-6361-4MSD
Matrix: Solid
Analysis Batch: 25817

Client Sample ID: S-017324-112911-TP-116
Prep Type: Total/NA
Prep Batch: 25426

Analyte	Sample Result	Sample Qualifier	Spike Added	MSD Result	MSD Qualifier	Unit	D	%Rec	%Rec. Limits	RPD	RPD Limit
Butyl benzyl phthalate	62	U	826	537		ug/Kg	☼	65	43 - 138	3	30
Caprolactam	410	U	826	494		ug/Kg	☼	60	50 - 130	14	30
Carbazole	62	U	826	496		ug/Kg	☼	60	10 - 162	1	30
Chrysene	8.3	U	826	523		ug/Kg	☼	63	10 - 200	3	30
Dibenz(a,h)anthracene	8.3	U	826	525		ug/Kg	☼	64	10 - 200	1	30
Dibenzofuran	62	U	826	483		ug/Kg	☼	58	10 - 200	1	30
Diethyl phthalate	62	U	826	533		ug/Kg	☼	64	48 - 118	3	30
Dimethyl phthalate	62	U	826	481		ug/Kg	☼	58	47 - 116	5	30
Di-n-butyl phthalate	62	U	826	537		ug/Kg	☼	65	31 - 145	1	30
Di-n-octyl phthalate	62	U	826	544		ug/Kg	☼	66	10 - 182	3	30
Fluoranthene	8.3	U	826	535		ug/Kg	☼	65	10 - 200	1	30
Fluorene	8.3	U	826	516		ug/Kg	☼	62	10 - 187	2	30
Hexachlorobenzene	8.3	U	826	474		ug/Kg	☼	57	37 - 122	8	30
Hexachlorobutadiene	62	U	826	405		ug/Kg	☼	49	30 - 110	1	30
Hexachlorocyclopentadiene	410	U	826	410	U F	ug/Kg	☼	0	10 - 110	NC	30
Hexachloroethane	62	U	826	348		ug/Kg	☼	42	13 - 110	1	30
Indeno[1,2,3-cd]pyrene	8.3	U	826	499		ug/Kg	☼	60	10 - 200	3	30
Isophorone	62	U	826	405		ug/Kg	☼	49	32 - 129	4	30
Naphthalene	8.3	U	826	400		ug/Kg	☼	48	10 - 200	4	30
Nitrobenzene	120	U	826	391		ug/Kg	☼	47	33 - 111	1	30
N-Nitrosodi-n-propylamine	62	U	826	410		ug/Kg	☼	50	30 - 121	7	30
N-Nitrosodiphenylamine	62	U	826	443		ug/Kg	☼	54	10 - 169	5	30
Pentachlorophenol	190	U	826	283		ug/Kg	☼	34	10 - 182	11	30
Phenol	62	U	826	422		ug/Kg	☼	51	10 - 144	8	30
Phenanthrene	8.3	U	826	491		ug/Kg	☼	59	10 - 200	1	30
Pyrene	8.3	U	826	495		ug/Kg	☼	60	10 - 200	0	30
3 & 4 Methylphenol	500	U	1650	850		ug/Kg	☼	52	27 - 116	13	30

Surrogate	*MSD %Recovery*	*MSD Qualifier*	*Limits*
2-Fluorobiphenyl (Surr)	*51*		*34 - 110*
2-Fluorophenol (Surr)	*49*		*26 - 110*
2,4,6-Tribromophenol (Surr)	*46*		*10 - 118*
Nitrobenzene-d5 (Surr)	*50*		*24 - 112*
Phenol-d5 (Surr)	*51*		*28 - 110*
Terphenyl-d14 (Surr)	*65*		*41 - 119*

Lab Sample ID: MB 240-25532/21-A
Matrix: Solid
Analysis Batch: 25784

Client Sample ID: Method Blank
Prep Type: Total/NA
Prep Batch: 25532

Analyte	MB Result	MB Qualifier	RL	MDL	Unit	D	Prepared	Analyzed	Dil Fac
1,1'-Biphenyl	50	U	50	27	ug/Kg		12/05/11 10:53	12/07/11 08:53	1
2,2'-oxybis[1-chloropropane]	100	U	100	9.5	ug/Kg		12/05/11 10:53	12/07/11 08:53	1
2,4,5-Trichlorophenol	150	U	150	25	ug/Kg		12/05/11 10:53	12/07/11 08:53	1
2,4,6-Trichlorophenol	150	U	150	80	ug/Kg		12/05/11 10:53	12/07/11 08:53	1
2,4-Dichlorophenol	150	U	150	20	ug/Kg		12/05/11 10:53	12/07/11 08:53	1
2,4-Dimethylphenol	150	U	150	20	ug/Kg		12/05/11 10:53	12/07/11 08:53	1
2,4-Dinitrophenol	330	U	330	80	ug/Kg		12/05/11 10:53	12/07/11 08:53	1
2,4-Dinitrotoluene	200	U	200	27	ug/Kg		12/05/11 10:53	12/07/11 08:53	1

Method: 8270C - Semivolatile Organic Compounds (GC/MS) (Continued)

Lab Sample ID: MB 240-25532/21-A
Matrix: Solid
Analysis Batch: 25784

Client Sample ID: Method Blank
Prep Type: Total/NA
Prep Batch: 25532

Analyte	MB Result	MB Qualifier	RL	MDL	Unit	D	Prepared	Analyzed	Dil Fac
2,6-Dinitrotoluene	200	U	200	21	ug/Kg		12/05/11 10:53	12/07/11 08:53	1
2-Chloronaphthalene	50	U	50	3.3	ug/Kg		12/05/11 10:53	12/07/11 08:53	1
2-Chlorophenol	50	U	50	27	ug/Kg		12/05/11 10:53	12/07/11 08:53	1
2-Methylnaphthalene	6.7	U	6.7	3.3	ug/Kg		12/05/11 10:53	12/07/11 08:53	1
2-Methylphenol	200	U	200	80	ug/Kg		12/05/11 10:53	12/07/11 08:53	1
2-Nitroaniline	200	U	200	9.1	ug/Kg		12/05/11 10:53	12/07/11 08:53	1
2-Nitrophenol	50	U	50	27	ug/Kg		12/05/11 10:53	12/07/11 08:53	1
3,3'-Dichlorobenzidine	100	U	100	18	ug/Kg		12/05/11 10:53	12/07/11 08:53	1
3-Nitroaniline	200	U	200	16	ug/Kg		12/05/11 10:53	12/07/11 08:53	1
4,6-Dinitro-2-methylphenol	150	U	150	80	ug/Kg		12/05/11 10:53	12/07/11 08:53	1
4-Bromophenyl phenyl ether	50	U	50	13	ug/Kg		12/05/11 10:53	12/07/11 08:53	1
4-Chloro-3-methylphenol	150	U	150	21	ug/Kg		12/05/11 10:53	12/07/11 08:53	1
4-Chloroaniline	150	U	150	17	ug/Kg		12/05/11 10:53	12/07/11 08:53	1
4-Chlorophenyl phenyl ether	50	U	50	13	ug/Kg		12/05/11 10:53	12/07/11 08:53	1
4-Nitroaniline	200	U	200	26	ug/Kg		12/05/11 10:53	12/07/11 08:53	1
4-Nitrophenol	330	U	330	80	ug/Kg		12/05/11 10:53	12/07/11 08:53	1
Acenaphthene	6.7	U	6.7	3.3	ug/Kg		12/05/11 10:53	12/07/11 08:53	1
Acenaphthylene	6.7	U	6.7	3.3	ug/Kg		12/05/11 10:53	12/07/11 08:53	1
Acetophenone	100	U	100	9.2	ug/Kg		12/05/11 10:53	12/07/11 08:53	1
Anthracene	6.7	U	6.7	3.3	ug/Kg		12/05/11 10:53	12/07/11 08:53	1
Atrazine	200	U	200	9.1	ug/Kg		12/05/11 10:53	12/07/11 08:53	1
Benzaldehyde	100	U	100	12	ug/Kg		12/05/11 10:53	12/07/11 08:53	1
Benzo[a]anthracene	6.7	U	6.7	3.3	ug/Kg		12/05/11 10:53	12/07/11 08:53	1
Benzo[a]pyrene	6.7	U	6.7	3.3	ug/Kg		12/05/11 10:53	12/07/11 08:53	1
Benzo[b]fluoranthene	6.7	U	6.7	3.3	ug/Kg		12/05/11 10:53	12/07/11 08:53	1
Benzo[g,h,i]perylene	6.7	U	6.7	3.3	ug/Kg		12/05/11 10:53	12/07/11 08:53	1
Benzo[k]fluoranthene	6.7	U	6.7	3.3	ug/Kg		12/05/11 10:53	12/07/11 08:53	1
Bis(2-chloroethoxy)methane	100	U	100	22	ug/Kg		12/05/11 10:53	12/07/11 08:53	1
Bis(2-chloroethyl)ether	100	U	100	2.0	ug/Kg		12/05/11 10:53	12/07/11 08:53	1
Bis(2-ethylhexyl) phthalate	50	U	50	19	ug/Kg		12/05/11 10:53	12/07/11 08:53	1
Butyl benzyl phthalate	50	U	50	10	ug/Kg		12/05/11 10:53	12/07/11 08:53	1
Caprolactam	330	U	330	37	ug/Kg		12/05/11 10:53	12/07/11 08:53	1
Carbazole	50	U	50	27	ug/Kg		12/05/11 10:53	12/07/11 08:53	1
Chrysene	6.7	U	6.7	1.1	ug/Kg		12/05/11 10:53	12/07/11 08:53	1
Dibenz(a,h)anthracene	6.7	U	6.7	3.3	ug/Kg		12/05/11 10:53	12/07/11 08:53	1
Dibenzofuran	50	U	50	3.3	ug/Kg		12/05/11 10:53	12/07/11 08:53	1
Diethyl phthalate	50	U	50	16	ug/Kg		12/05/11 10:53	12/07/11 08:53	1
Dimethyl phthalate	50	U	50	17	ug/Kg		12/05/11 10:53	12/07/11 08:53	1
Di-n-butyl phthalate	50	U	50	15	ug/Kg		12/05/11 10:53	12/07/11 08:53	1
Di-n-octyl phthalate	50	U	50	27	ug/Kg		12/05/11 10:53	12/07/11 08:53	1
Fluoranthene	6.7	U	6.7	3.3	ug/Kg		12/05/11 10:53	12/07/11 08:53	1
Fluorene	6.7	U	6.7	3.3	ug/Kg		12/05/11 10:53	12/07/11 08:53	1
Hexachlorobenzene	6.7	U	6.7	2.1	ug/Kg		12/05/11 10:53	12/07/11 08:53	1
Hexachlorobutadiene	50	U	50	27	ug/Kg		12/05/11 10:53	12/07/11 08:53	1
Hexachlorocyclopentadiene	330	U	330	27	ug/Kg		12/05/11 10:53	12/07/11 08:53	1
Hexachloroethane	50	U	50	9.0	ug/Kg		12/05/11 10:53	12/07/11 08:53	1
Indeno[1,2,3-cd]pyrene	6.7	U	6.7	3.3	ug/Kg		12/05/11 10:53	12/07/11 08:53	1
Isophorone	50	U	50	13	ug/Kg		12/05/11 10:53	12/07/11 08:53	1
Naphthalene	6.7	U	6.7	3.3	ug/Kg		12/05/11 10:53	12/07/11 08:53	1
Nitrobenzene	100	U	100	2.2	ug/Kg		12/05/11 10:53	12/07/11 08:53	1

Method: 8270C - Semivolatile Organic Compounds (GC/MS) (Continued)

Lab Sample ID: MB 240-25532/21-A
Matrix: Solid
Analysis Batch: 25784

Client Sample ID: Method Blank
Prep Type: Total/NA
Prep Batch: 25532

Analyte	MB Result	MB Qualifier	RL	MDL	Unit	D	Prepared	Analyzed	Dil Fac
N-Nitrosodi-n-propylamine	50	U	50	27	ug/Kg		12/05/11 10:53	12/07/11 08:53	1
N-Nitrosodiphenylamine	50	U	50	21	ug/Kg		12/05/11 10:53	12/07/11 08:53	1
Pentachlorophenol	150	U	150	80	ug/Kg		12/05/11 10:53	12/07/11 08:53	1
Phenol	50	U	50	27	ug/Kg		12/05/11 10:53	12/07/11 08:53	1
Phenanthrene	6.7	U	6.7	3.3	ug/Kg		12/05/11 10:53	12/07/11 08:53	1
Pyrene	6.7	U	6.7	3.3	ug/Kg		12/05/11 10:53	12/07/11 08:53	1
3 & 4 Methylphenol	400	U	400	20	ug/Kg		12/05/11 10:53	12/07/11 08:53	1

Surrogate	*MB %Recovery*	*MB Qualifier*	*Limits*	*Prepared*	*Analyzed*	*Dil Fac*
2-Fluorobiphenyl (Surr)	*58*		*34 - 110*	*12/05/11 10:53*	*12/07/11 08:53*	*1*
2-Fluorophenol (Surr)	*66*		*26 - 110*	*12/05/11 10:53*	*12/07/11 08:53*	*1*
2,4,6-Tribromophenol (Surr)	*58*		*10 - 118*	*12/05/11 10:53*	*12/07/11 08:53*	*1*
Nitrobenzene-d5 (Surr)	*63*		*24 - 112*	*12/05/11 10:53*	*12/07/11 08:53*	*1*
Phenol-d5 (Surr)	*64*		*28 - 110*	*12/05/11 10:53*	*12/07/11 08:53*	*1*
Terphenyl-d14 (Surr)	*71*		*41 - 119*	*12/05/11 10:53*	*12/07/11 08:53*	*1*

Lab Sample ID: LCS 240-25532/22-A
Matrix: Solid
Analysis Batch: 25784

Client Sample ID: Lab Control Sample
Prep Type: Total/NA
Prep Batch: 25532

Analyte	Spike Added	LCS Result	LCS Qualifier	Unit	D	%Rec	%Rec. Limits
1,1'-Biphenyl	667	467		ug/Kg		70	50 - 130
2,2'-oxybis[1-chloropropane]	667	463		ug/Kg		69	36 - 116
2,4,5-Trichlorophenol	667	517		ug/Kg		78	42 - 110
2,4,6-Trichlorophenol	667	492		ug/Kg		74	37 - 110
2,4-Dichlorophenol	667	513		ug/Kg		77	40 - 110
2,4-Dimethylphenol	667	429		ug/Kg		64	28 - 110
2,4-Dinitrophenol	667	363		ug/Kg		54	10 - 110
2,4-Dinitrotoluene	667	549		ug/Kg		82	55 - 116
2,6-Dinitrotoluene	667	549		ug/Kg		82	54 - 115
2-Chloronaphthalene	667	482		ug/Kg		72	46 - 110
2-Chlorophenol	667	488		ug/Kg		73	39 - 110
2-Methylnaphthalene	667	481		ug/Kg		72	46 - 110
2-Methylphenol	667	518		ug/Kg		78	36 - 110
2-Nitroaniline	667	520		ug/Kg		78	47 - 124
2-Nitrophenol	667	498		ug/Kg		75	35 - 110
3,3'-Dichlorobenzidine	667	329		ug/Kg		49	31 - 110
3-Nitroaniline	667	434		ug/Kg		65	44 - 110
4,6-Dinitro-2-methylphenol	667	441		ug/Kg		66	21 - 110
4-Bromophenyl phenyl ether	667	482		ug/Kg		72	53 - 112
4-Chloro-3-methylphenol	667	501		ug/Kg		75	42 - 110
4-Chloroaniline	667	317		ug/Kg		48	25 - 110
4-Chlorophenyl phenyl ether	667	490		ug/Kg		73	53 - 110
4-Nitroaniline	667	497		ug/Kg		75	50 - 110
4-Nitrophenol	667	427		ug/Kg		64	24 - 117
Acenaphthene	667	471		ug/Kg		71	46 - 110
Acenaphthylene	667	477		ug/Kg		72	47 - 110
Acetophenone	667	471		ug/Kg		71	50 - 130
Anthracene	667	500		ug/Kg		75	56 - 111

Method: 8270C - Semivolatile Organic Compounds (GC/MS) (Continued)

Lab Sample ID: LCS 240-25532/22-A
Matrix: Solid
Analysis Batch: 25784

Client Sample ID: Lab Control Sample
Prep Type: Total/NA
Prep Batch: 25532

Analyte	Spike Added	LCS Result	LCS Qualifier	Unit	D	%Rec	%Rec. Limits
Atrazine	667	574		ug/Kg		86	50 - 130
Benzaldehyde	667	541		ug/Kg		81	10 - 130
Benzo[a]anthracene	667	489		ug/Kg		73	58 - 111
Benzo[a]pyrene	667	461		ug/Kg		69	44 - 115
Benzo[b]fluoranthene	667	492		ug/Kg		74	43 - 124
Benzo[g,h,i]perylene	667	533		ug/Kg		80	44 - 120
Benzo[k]fluoranthene	667	494		ug/Kg		74	38 - 122
Bis(2-chloroethoxy)methane	667	478		ug/Kg		72	42 - 110
Bis(2-chloroethyl)ether	667	478		ug/Kg		72	41 - 110
Bis(2-ethylhexyl) phthalate	667	529		ug/Kg		79	56 - 123
Butyl benzyl phthalate	667	516		ug/Kg		77	57 - 121
Caprolactam	667	463		ug/Kg		69	50 - 130
Carbazole	667	495		ug/Kg		74	56 - 115
Chrysene	667	517		ug/Kg		77	56 - 111
Dibenz(a,h)anthracene	667	521		ug/Kg		78	45 - 122
Dibenzofuran	667	473		ug/Kg		71	50 - 110
Diethyl phthalate	667	513		ug/Kg		77	55 - 114
Dimethyl phthalate	667	511		ug/Kg		77	54 - 112
Di-n-butyl phthalate	667	517		ug/Kg		78	57 - 119
Di-n-octyl phthalate	667	525		ug/Kg		79	45 - 123
Fluoranthene	667	501		ug/Kg		75	55 - 118
Fluorene	667	500		ug/Kg		75	51 - 110
Hexachlorobenzene	667	477		ug/Kg		71	51 - 110
Hexachlorobutadiene	667	478		ug/Kg		72	39 - 110
Hexachlorocyclopentadiene	667	370		ug/Kg		55	10 - 110
Hexachloroethane	667	452		ug/Kg		68	38 - 110
Indeno[1,2,3-cd]pyrene	667	513		ug/Kg		77	45 - 121
Isophorone	667	483		ug/Kg		72	46 - 117
Naphthalene	667	471		ug/Kg		71	42 - 110
Nitrobenzene	667	491		ug/Kg		74	40 - 110
N-Nitrosodi-n-propylamine	667	477		ug/Kg		71	40 - 114
N-Nitrosodiphenylamine	667	467		ug/Kg		70	54 - 112
Pentachlorophenol	667	191		ug/Kg		29	10 - 110
Phenol	667	498		ug/Kg		75	39 - 110
Phenanthrene	667	497		ug/Kg		75	54 - 110
Pyrene	667	481		ug/Kg		72	58 - 113
3 & 4 Methylphenol	1330	960		ug/Kg		72	40 - 110

Surrogate	*LCS %Recovery*	*LCS Qualifier*	*Limits*
2-Fluorobiphenyl (Surr)	*71*		*34 - 110*
2-Fluorophenol (Surr)	*79*		*26 - 110*
2,4,6-Tribromophenol (Surr)	*76*		*10 - 118*
Nitrobenzene-d5 (Surr)	*75*		*24 - 112*
Phenol-d5 (Surr)	*77*		*28 - 110*
Terphenyl-d14 (Surr)	*82*		*41 - 119*

Method: 8082 - Polychlorinated Biphenyls (PCBs) by Gas Chromatography

Lab Sample ID: MB 240-25425/19-A
Matrix: Solid
Analysis Batch: 25875

Client Sample ID: Method Blank
Prep Type: Total/NA
Prep Batch: 25425

Analyte	MB Result	MB Qualifier	RL	MDL	Unit	D	Prepared	Analyzed	Dil Fac
Aroclor-1016	33	U	33	21	ug/Kg		12/03/11 10:22	12/08/11 07:58	1
Aroclor-1221	33	U	33	16	ug/Kg		12/03/11 10:22	12/08/11 07:58	1
Aroclor-1232	33	U	33	14	ug/Kg		12/03/11 10:22	12/08/11 07:58	1
Aroclor-1242	33	U	33	13	ug/Kg		12/03/11 10:22	12/08/11 07:58	1
Aroclor-1248	33	U	33	17	ug/Kg		12/03/11 10:22	12/08/11 07:58	1
Aroclor-1254	33	U	33	17	ug/Kg		12/03/11 10:22	12/08/11 07:58	1
Aroclor-1260	33	U	33	17	ug/Kg		12/03/11 10:22	12/08/11 07:58	1

Surrogate	*MB %Recovery*	*MB Qualifier*	*Limits*	*Prepared*	*Analyzed*	*Dil Fac*
Tetrachloro-m-xylene	*77*		*29 - 151*	*12/03/11 10:22*	*12/08/11 07:58*	*1*
DCB Decachlorobiphenyl	*74*		*14 - 163*	*12/03/11 10:22*	*12/08/11 07:58*	*1*

Lab Sample ID: LCS 240-25425/20-A
Matrix: Solid
Analysis Batch: 25875

Client Sample ID: Lab Control Sample
Prep Type: Total/NA
Prep Batch: 25425

Analyte			Spike Added	LCS Result	LCS Qualifier	Unit	D	%Rec	%Rec. Limits		
Aroclor-1016			333	278		ug/Kg		83	62 - 120		
Aroclor-1260			333	240		ug/Kg		72	56 - 122		

Surrogate	*LCS %Recovery*	*LCS Qualifier*	*Limits*
Tetrachloro-m-xylene	*84*		*29 - 151*
DCB Decachlorobiphenyl	*88*		*14 - 163*

Lab Sample ID: 240-6361-4MS
Matrix: Solid
Analysis Batch: 25875

Client Sample ID: S-017324-112911-TP-116
Prep Type: Total/NA
Prep Batch: 25425

Analyte	Sample Result	Sample Qualifier	Spike Added	MS Result	MS Qualifier	Unit	D	%Rec	%Rec. Limits		
Aroclor-1016	41	U	415	342		ug/Kg	☼	82	22 - 157		
Aroclor-1260	41	U	415	314		ug/Kg	☼	76	13 - 161		

Surrogate	*MS %Recovery*	*MS Qualifier*	*Limits*
Tetrachloro-m-xylene	*81*		*29 - 151*
DCB Decachlorobiphenyl	*84*		*14 - 163*

Lab Sample ID: 240-6361-4MSD
Matrix: Solid
Analysis Batch: 25875

Client Sample ID: S-017324-112911-TP-116
Prep Type: Total/NA
Prep Batch: 25425

Analyte	Sample Result	Sample Qualifier	Spike Added	MSD Result	MSD Qualifier	Unit	D	%Rec	%Rec. Limits	RPD	RPD Limit
Aroclor-1016	41	U	414	362		ug/Kg	☼	88	22 - 157	6	30
Aroclor-1260	41	U	414	320		ug/Kg	☼	77	13 - 161	2	30

Surrogate	*MSD %Recovery*	*MSD Qualifier*	*Limits*
Tetrachloro-m-xylene	*85*		*29 - 151*
DCB Decachlorobiphenyl	*82*		*14 - 163*

Method: 6010B - Metals (ICP)

Lab Sample ID: MB 240-25336/1-A
Matrix: Solid
Analysis Batch: 25614

Client Sample ID: Method Blank
Prep Type: Total/NA
Prep Batch: 25336

Analyte	MB Result	MB Qualifier	RL	MDL	Unit	D	Prepared	Analyzed	Dil Fac
Aluminum	20	U	20	9.6	mg/Kg		12/02/11 09:44	12/05/11 23:11	1
Antimony	1.0	U	1.0	0.39	mg/Kg		12/02/11 09:44	12/05/11 23:11	1
Barium	0.142	J	20	0.071	mg/Kg		12/02/11 09:44	12/05/11 23:11	1
Beryllium	0.50	U	0.50	0.043	mg/Kg		12/02/11 09:44	12/05/11 23:11	1
Calcium	21.3	J	500	16	mg/Kg		12/02/11 09:44	12/05/11 23:11	1
Cadmium	0.20	U	0.20	0.036	mg/Kg		12/02/11 09:44	12/05/11 23:11	1
Cobalt	5.0	U	5.0	0.16	mg/Kg		12/02/11 09:44	12/05/11 23:11	1
Chromium	0.50	U	0.50	0.20	mg/Kg		12/02/11 09:44	12/05/11 23:11	1
Copper	2.5	U	2.5	0.74	mg/Kg		12/02/11 09:44	12/05/11 23:11	1
Iron	10	U	10	4.9	mg/Kg		12/02/11 09:44	12/05/11 23:11	1
Potassium	18.3	J	500	6.2	mg/Kg		12/02/11 09:44	12/05/11 23:11	1
Magnesium	5.33	J	500	5.1	mg/Kg		12/02/11 09:44	12/05/11 23:11	1
Manganese	1.5	U	1.5	0.074	mg/Kg		12/02/11 09:44	12/05/11 23:11	1
Silver	0.50	U	0.50	0.10	mg/Kg		12/02/11 09:44	12/05/11 23:11	1
Sodium	500	U	500	66	mg/Kg		12/02/11 09:44	12/05/11 23:11	1
Nickel	4.0	U	4.0	0.27	mg/Kg		12/02/11 09:44	12/05/11 23:11	1
Vanadium	5.0	U	5.0	0.12	mg/Kg		12/02/11 09:44	12/05/11 23:11	1
Zinc	2.0	U	2.0	1.0	mg/Kg		12/02/11 09:44	12/05/11 23:11	1
Arsenic	1.0	U	1.0	0.30	mg/Kg		12/02/11 09:44	12/05/11 23:11	1
Lead	0.30	U	0.30	0.19	mg/Kg		12/02/11 09:44	12/05/11 23:11	1
Selenium	0.50	U	0.50	0.45	mg/Kg		12/02/11 09:44	12/05/11 23:11	1
Thallium	1.0	U	1.0	0.55	mg/Kg		12/02/11 09:44	12/05/11 23:11	1

Lab Sample ID: LCS 240-25336/2-A
Matrix: Solid
Analysis Batch: 25614

Client Sample ID: Lab Control Sample
Prep Type: Total/NA
Prep Batch: 25336

Analyte	Spike Added	LCS Result	LCS Qualifier	Unit	D	%Rec	%Rec. Limits
Aluminum	200	196		mg/Kg		98	80 - 120
Antimony	50.0	47.2		mg/Kg		94	80 - 120
Barium	200	202		mg/Kg		101	80 - 120
Beryllium	5.00	4.94		mg/Kg		99	80 - 120
Calcium	5000	4920		mg/Kg		98	80 - 120
Cadmium	5.00	4.86		mg/Kg		97	80 - 120
Cobalt	50.0	48.1		mg/Kg		96	80 - 120
Chromium	20.0	19.4		mg/Kg		97	80 - 120
Copper	25.0	24.2		mg/Kg		97	80 - 120
Iron	100	98.3		mg/Kg		98	80 - 120
Potassium	5000	4850		mg/Kg		97	80 - 120
Magnesium	5000	4820		mg/Kg		96	80 - 120
Manganese	50.0	51.2		mg/Kg		102	80 - 120
Silver	5.00	4.83		mg/Kg		97	80 - 120
Sodium	5000	4810		mg/Kg		96	80 - 120
Nickel	50.0	48.3		mg/Kg		97	80 - 120
Vanadium	50.0	47.5		mg/Kg		95	80 - 120
Zinc	50.0	49.8		mg/Kg		100	80 - 120
Arsenic	200	186		mg/Kg		93	80 - 120
Lead	50.0	47.8		mg/Kg		96	80 - 120
Selenium	200	188		mg/Kg		94	80 - 120
Thallium	200	191		mg/Kg		95	80 - 120

Method: 6010B - Metals (ICP) (Continued)

Lab Sample ID: 240-6361-4MS
Matrix: Solid
Analysis Batch: 25614

Client Sample ID: S-017324-112911-TP-116
Prep Type: Total/NA
Prep Batch: 25336

Analyte	Sample Result	Sample Qualifier	Spike Added	MS Result	MS Qualifier	Unit	D	%Rec	%Rec. Limits
Aluminum	15000		237	14200	4	mg/Kg	☼	-386	75 - 125
Antimony	1.2	U	59.2	16.5	F	mg/Kg	☼	28	75 - 125
Barium	110	B	237	309		mg/Kg	☼	84	75 - 125
Beryllium	0.73		5.92	5.77		mg/Kg	☼	85	75 - 125
Calcium	37000	B	5920	50700	4	mg/Kg	☼	234	75 - 125
Cadmium	0.20	J	5.92	5.29		mg/Kg	☼	86	75 - 125
Cobalt	8.4		59.2	56.7		mg/Kg	☼	82	75 - 125
Chromium	20		23.7	45.1		mg/Kg	☼	105	75 - 125
Copper	26		29.6	60.7		mg/Kg	☼	116	75 - 125
Iron	24000		118	38800	4	mg/Kg	☼	12861	75 - 125
Potassium	1500	B	5920	6820		mg/Kg	☼	90	75 - 125
Magnesium	25000	B	5920	36100	4	mg/Kg	☼	192	75 - 125
Manganese	410		59.2	448	4	mg/Kg	☼	60	75 - 125
Silver	0.62	U	5.92	5.01		mg/Kg	☼	85	75 - 125
Sodium	90	J	5920	5310		mg/Kg	☼	88	75 - 125
Nickel	26		59.2	75.8		mg/Kg	☼	83	75 - 125
Vanadium	31		59.2	95.4		mg/Kg	☼	109	75 - 125
Zinc	70		59.2	130		mg/Kg	☼	101	75 - 125
Arsenic	11		237	216		mg/Kg	☼	87	75 - 125
Lead	13		59.2	68.4		mg/Kg	☼	94	75 - 125
Selenium	0.66		237	194		mg/Kg	☼	81	75 - 125
Thallium	1.2	U	237	188		mg/Kg	☼	79	75 - 125

Lab Sample ID: 240-6361-4MSD
Matrix: Solid
Analysis Batch: 25614

Client Sample ID: S-017324-112911-TP-116
Prep Type: Total/NA
Prep Batch: 25336

Analyte	Sample Result	Sample Qualifier	Spike Added	MSD Result	MSD Qualifier	Unit	D	%Rec	%Rec. Limits	RPD	RPD Limit
Aluminum	15000		237	17700	4 F	mg/Kg	☼	1098	75 - 125	22	20
Antimony	1.2	U	59.2	17.5	F	mg/Kg	☼	30	75 - 125	6	20
Barium	110	B	237	361		mg/Kg	☼	107	75 - 125	16	20
Beryllium	0.73		5.92	6.01		mg/Kg	☼	89	75 - 125	4	20
Calcium	37000	B	5920	34800	4 F	mg/Kg	☼	-35	75 - 125	37	20
Cadmium	0.20	J	5.92	5.27		mg/Kg	☼	85	75 - 125	0	20
Cobalt	8.4		59.2	60.2		mg/Kg	☼	87	75 - 125	6	20
Chromium	20		23.7	43.4		mg/Kg	☼	98	75 - 125	4	20
Copper	26		29.6	54.2		mg/Kg	☼	94	75 - 125	11	20
Iron	24000		118	23800	4 F	mg/Kg	☼	180	75 - 125	48	20
Potassium	1500	B	5920	7330		mg/Kg	☼	99	75 - 125	7	20
Magnesium	25000	B	5920	25900	4 F	mg/Kg	☼	21	75 - 125	33	20
Manganese	410		59.2	445	4	mg/Kg	☼	55	75 - 125	1	20
Silver	0.62	U	5.92	5.33		mg/Kg	☼	90	75 - 125	6	20
Sodium	90	J	5920	5490		mg/Kg	☼	91	75 - 125	3	20
Nickel	26		59.2	78.8		mg/Kg	☼	88	75 - 125	4	20
Vanadium	31		59.2	87.7		mg/Kg	☼	96	75 - 125	8	20
Zinc	70		59.2	125		mg/Kg	☼	92	75 - 125	4	20
Arsenic	11		237	213		mg/Kg	☼	85	75 - 125	1	20
Lead	13		59.2	62.8		mg/Kg	☼	84	75 - 125	8	20
Selenium	0.66		237	201		mg/Kg	☼	85	75 - 125	4	20
Thallium	1.2	U	237	199		mg/Kg	☼	84	75 - 125	6	20

Method: 6010B - Metals (ICP) (Continued)

Lab Sample ID: MB 240-25348/1-A
Matrix: Solid
Analysis Batch: 25597

Client Sample ID: Method Blank
Prep Type: Total/NA
Prep Batch: 25348

Analyte	MB Result	MB Qualifier	RL	MDL	Unit	D	Prepared	Analyzed	Dil Fac
Aluminum	20	U	20	9.6	mg/Kg		12/02/11 10:39	12/05/11 15:49	1
Antimony	1.0	U	1.0	0.39	mg/Kg		12/02/11 10:39	12/05/11 15:49	1
Barium	0.123	J	20	0.071	mg/Kg		12/02/11 10:39	12/05/11 15:49	1
Beryllium	0.50	U	0.50	0.043	mg/Kg		12/02/11 10:39	12/05/11 15:49	1
Calcium	23.3	J	500	16	mg/Kg		12/02/11 10:39	12/05/11 15:49	1
Cadmium	0.20	U	0.20	0.036	mg/Kg		12/02/11 10:39	12/05/11 15:49	1
Cobalt	5.0	U	5.0	0.16	mg/Kg		12/02/11 10:39	12/05/11 15:49	1
Chromium	0.50	U	0.50	0.20	mg/Kg		12/02/11 10:39	12/05/11 15:49	1
Copper	2.5	U	2.5	0.74	mg/Kg		12/02/11 10:39	12/05/11 15:49	1
Iron	10	U	10	4.9	mg/Kg		12/02/11 10:39	12/05/11 15:49	1
Potassium	22.5	J	500	6.2	mg/Kg		12/02/11 10:39	12/05/11 15:49	1
Magnesium	21.7	J	500	5.1	mg/Kg		12/02/11 10:39	12/05/11 15:49	1
Manganese	0.120	J	1.5	0.074	mg/Kg		12/02/11 10:39	12/05/11 15:49	1
Silver	0.50	U	0.50	0.10	mg/Kg		12/02/11 10:39	12/05/11 15:49	1
Sodium	500	U	500	66	mg/Kg		12/02/11 10:39	12/05/11 15:49	1
Nickel	4.0	U	4.0	0.27	mg/Kg		12/02/11 10:39	12/05/11 15:49	1
Vanadium	5.0	U	5.0	0.12	mg/Kg		12/02/11 10:39	12/05/11 15:49	1
Zinc	2.0	U	2.0	1.0	mg/Kg		12/02/11 10:39	12/05/11 15:49	1
Arsenic	1.0	U	1.0	0.30	mg/Kg		12/02/11 10:39	12/05/11 15:49	1
Lead	0.30	U	0.30	0.19	mg/Kg		12/02/11 10:39	12/05/11 15:49	1
Selenium	0.50	U	0.50	0.45	mg/Kg		12/02/11 10:39	12/05/11 15:49	1
Thallium	1.0	U	1.0	0.55	mg/Kg		12/02/11 10:39	12/05/11 15:49	1

Lab Sample ID: LCS 240-25348/2-A
Matrix: Solid
Analysis Batch: 25597

Client Sample ID: Lab Control Sample
Prep Type: Total/NA
Prep Batch: 25348

Analyte	Spike Added	LCS Result	LCS Qualifier	Unit	D	%Rec	%Rec. Limits
Aluminum	200	195		mg/Kg		98	80 - 120
Antimony	50.0	46.8		mg/Kg		94	80 - 120
Barium	200	194		mg/Kg		97	80 - 120
Beryllium	5.00	4.79		mg/Kg		96	80 - 120
Calcium	5000	4780		mg/Kg		96	80 - 120
Cadmium	5.00	4.75		mg/Kg		95	80 - 120
Cobalt	50.0	47.4		mg/Kg		95	80 - 120
Chromium	20.0	19.2		mg/Kg		96	80 - 120
Copper	25.0	24.1		mg/Kg		96	80 - 120
Iron	100	104		mg/Kg		104	80 - 120
Potassium	5000	4840		mg/Kg		97	80 - 120
Magnesium	5000	4830		mg/Kg		97	80 - 120
Manganese	50.0	47.6		mg/Kg		95	80 - 120
Silver	5.00	4.98		mg/Kg		100	80 - 120
Sodium	5000	4770		mg/Kg		95	80 - 120
Nickel	50.0	45.5		mg/Kg		91	80 - 120
Vanadium	50.0	47.7		mg/Kg		95	80 - 120
Zinc	50.0	49.5		mg/Kg		99	80 - 120
Arsenic	200	180		mg/Kg		90	80 - 120
Lead	50.0	46.2		mg/Kg		92	80 - 120
Selenium	200	187		mg/Kg		93	80 - 120
Thallium	200	192		mg/Kg		96	80 - 120

Method: 6010B - Metals (ICP) (Continued)

Lab Sample ID: 240-6361-6 MS
Matrix: Solid
Analysis Batch: 25597

Client Sample ID: S-017324-112911-TP-118
Prep Type: Total/NA
Prep Batch: 25348

Analyte	Sample Result	Sample Qualifier	Spike Added	MS Result	MS Qualifier	Unit	D	%Rec	%Rec. Limits
Aluminum	5300		225	7330	4	mg/Kg	☼	899	75 - 125
Antimony	0.56	J	56.2	21.3	F	mg/Kg	☼	37	75 - 125
Barium	140	B	225	329		mg/Kg	☼	82	75 - 125
Beryllium	0.29	J	5.62	5.27		mg/Kg	☼	89	75 - 125
Calcium	53000	B	5620	51100	4	mg/Kg	☼	-28	75 - 125
Cadmium	0.59		5.62	5.23		mg/Kg	☼	83	75 - 125
Cobalt	6.4		56.2	54.7		mg/Kg	☼	86	75 - 125
Chromium	11		22.5	40.2	F	mg/Kg	☼	130	75 - 125
Copper	17		28.1	143	F	mg/Kg	☼	447	75 - 125
Iron	15000		112	18000	4	mg/Kg	☼	2498	75 - 125
Potassium	630	B	5620	6370		mg/Kg	☼	102	75 - 125
Magnesium	19000	B	5620	45300	F	mg/Kg	☼	463	75 - 125
Manganese	520	B	56.2	361	4	mg/Kg	☼	-280	75 - 125
Silver	0.60	U	5.62	5.27		mg/Kg	☼	94	75 - 125
Sodium	94	J	5620	5380		mg/Kg	☼	94	75 - 125
Nickel	20		56.2	196	F	mg/Kg	☼	313	75 - 125
Vanadium	16		56.2	68.4		mg/Kg	☼	93	75 - 125
Zinc	150		56.2	182	F	mg/Kg	☼	50	75 - 125
Arsenic	5.5		225	194		mg/Kg	☼	84	75 - 125
Lead	23		56.2	84.5		mg/Kg	☼	110	75 - 125
Selenium	0.60	U	225	193		mg/Kg	☼	86	75 - 125
Thallium	1.2	U	225	195		mg/Kg	☼	87	75 - 125

Lab Sample ID: 240-6361-6 MSD
Matrix: Solid
Analysis Batch: 25597

Client Sample ID: S-017324-112911-TP-118
Prep Type: Total/NA
Prep Batch: 25348

Analyte	Sample Result	Sample Qualifier	Spike Added	MSD Result	MSD Qualifier	Unit	D	%Rec	%Rec. Limits	RPD	RPD Limit
Aluminum	5300		225	8170	4	mg/Kg	☼	1273	75 - 125	11	20
Antimony	0.56	J	56.2	20.4	F	mg/Kg	☼	35	75 - 125	4	20
Barium	140	B	225	317		mg/Kg	☼	77	75 - 125	4	20
Beryllium	0.29	J	5.62	5.42		mg/Kg	☼	91	75 - 125	3	20
Calcium	53000	B	5620	50500	4	mg/Kg	☼	-38	75 - 125	1	20
Cadmium	0.59		5.62	5.31		mg/Kg	☼	84	75 - 125	2	20
Cobalt	6.4		56.2	56.2		mg/Kg	☼	89	75 - 125	3	20
Chromium	11		22.5	40.3	F	mg/Kg	☼	130	75 - 125	0	20
Copper	17		28.1	138	F	mg/Kg	☼	430	75 - 125	3	20
Iron	15000		112	20800	4	mg/Kg	☼	5043	75 - 125	15	20
Potassium	630	B	5620	6710		mg/Kg	☼	108	75 - 125	5	20
Magnesium	19000	B	5620	39400	F	mg/Kg	☼	357	75 - 125	14	20
Manganese	520	B	56.2	464	4 F	mg/Kg	☼	-95	75 - 125	25	20
Silver	0.60	U	5.62	5.32		mg/Kg	☼	95	75 - 125	1	20
Sodium	94	J	5620	5410		mg/Kg	☼	95	75 - 125	1	20
Nickel	20		56.2	241	F	mg/Kg	☼	393	75 - 125	20	20
Vanadium	16		56.2	72.0		mg/Kg	☼	99	75 - 125	5	20
Zinc	150		56.2	150	F	mg/Kg	☼	-8	75 - 125	20	20
Arsenic	5.5		225	202		mg/Kg	☼	87	75 - 125	4	20
Lead	23		56.2	84.9		mg/Kg	☼	111	75 - 125	0	20
Selenium	0.60	U	225	197		mg/Kg	☼	88	75 - 125	2	20
Thallium	1.2	U	225	194		mg/Kg	☼	86	75 - 125	1	20

Method: 7471A - Mercury (CVAA)

Lab Sample ID: MB 240-25343/1-A — **Client Sample ID: Method Blank**
Matrix: Solid — **Prep Type: Total/NA**
Analysis Batch: 25838 — **Prep Batch: 25343**

Analyte	MB Result	MB Qualifier	RL	MDL	Unit	D	Prepared	Analyzed	Dil Fac
Mercury	0.10	U	0.10	0.015	mg/Kg		12/02/11 13:40	12/06/11 09:16	1

Lab Sample ID: LCS 240-25343/2-A — **Client Sample ID: Lab Control Sample**
Matrix: Solid — **Prep Type: Total/NA**
Analysis Batch: 25838 — **Prep Batch: 25343**

Analyte	Spike Added	LCS Result	LCS Qualifier	Unit	D	%Rec	%Rec. Limits
Mercury	0.833	0.847		mg/Kg		102	73 - 121

Lab Sample ID: 240-6361-4MS — **Client Sample ID: S-017324-112911-TP-116**
Matrix: Solid — **Prep Type: Total/NA**
Analysis Batch: 25838 — **Prep Batch: 25343**

Analyte	Sample Result	Sample Qualifier	Spike Added	MS Result	MS Qualifier	Unit	D	%Rec	%Rec. Limits
Mercury	0.040	J	0.207	0.256		mg/Kg	☼	104	11 - 192

Lab Sample ID: 240-6361-4MSD — **Client Sample ID: S-017324-112911-TP-116**
Matrix: Solid — **Prep Type: Total/NA**
Analysis Batch: 25838 — **Prep Batch: 25343**

Analyte	Sample Result	Sample Qualifier	Spike Added	MSD Result	MSD Qualifier	Unit	D	%Rec	%Rec. Limits	RPD	RPD Limit
Mercury	0.040	J	0.207	0.251		mg/Kg	☼	102	11 - 192	2	20

Lab Sample ID: MB 240-25355/1-A — **Client Sample ID: Method Blank**
Matrix: Solid — **Prep Type: Total/NA**
Analysis Batch: 25580 — **Prep Batch: 25355**

Analyte	MB Result	MB Qualifier	RL	MDL	Unit	D	Prepared	Analyzed	Dil Fac
Mercury	0.10	U	0.10	0.015	mg/Kg		12/02/11 13:40	12/05/11 15:09	1

Lab Sample ID: LCS 240-25355/2-A — **Client Sample ID: Lab Control Sample**
Matrix: Solid — **Prep Type: Total/NA**
Analysis Batch: 25580 — **Prep Batch: 25355**

Analyte	Spike Added	LCS Result	LCS Qualifier	Unit	D	%Rec	%Rec. Limits
Mercury	0.833	0.931		mg/Kg		112	73 - 121

Lab Sample ID: 240-6361-6 MS — **Client Sample ID: S-017324-112911-TP-118**
Matrix: Solid — **Prep Type: Total/NA**
Analysis Batch: 25580 — **Prep Batch: 25355**

Analyte	Sample Result	Sample Qualifier	Spike Added	MS Result	MS Qualifier	Unit	D	%Rec	%Rec. Limits
Mercury	0.028	J	0.196	0.284		mg/Kg	☼	131	11 - 192

Lab Sample ID: 240-6361-6 MSD — **Client Sample ID: S-017324-112911-TP-118**
Matrix: Solid — **Prep Type: Total/NA**
Analysis Batch: 25580 — **Prep Batch: 25355**

Analyte	Sample Result	Sample Qualifier	Spike Added	MSD Result	MSD Qualifier	Unit	D	%Rec	%Rec. Limits	RPD	RPD Limit
Mercury	0.028	J	0.196	0.287		mg/Kg	☼	133	11 - 192	1	20

GC/MS VOA

Prep Batch: 25445

Lab Sample ID	Client Sample ID	Prep Type	Matrix	Method	Prep Batch
240-6361-16	S-017324-112911-TP-128	Total/NA	Solid	5035	
240-6361-17	S-017324-112911-TP-129	Total/NA	Solid	5035	
240-6361-18	S-017324-112911-TP-130	Total/NA	Solid	5035	
240-6361-19	S-017324-112911-TP-131	Total/NA	Solid	5035	
LCS 240-25445/2-A	Lab Control Sample	Total/NA	Solid	5035	
MB 240-25445/1-A	Method Blank	Total/NA	Solid	5035	

Prep Batch: 25549

Lab Sample ID	Client Sample ID	Prep Type	Matrix	Method	Prep Batch
240-6361-1	S-017324-112911-TP-113	Total/NA	Solid	5035	
240-6361-2	S-017324-112911-TP-114	Total/NA	Solid	5035	
240-6361-3	S-017324-112911-TP-115	Total/NA	Solid	5035	
240-6361-4	S-017324-112911-TP-116	Total/NA	Solid	5035	
240-6361-4MS	S-017324-112911-TP-116	Total/NA	Solid	5035	
240-6361-4MSD	S-017324-112911-TP-116	Total/NA	Solid	5035	
240-6361-5	S-017324-112911-TP-117	Total/NA	Solid	5035	
240-6361-6	S-017324-112911-TP-118	Total/NA	Solid	5035	
240-6361-7	S-017324-112911-TP-119	Total/NA	Solid	5035	
240-6361-8	S-017324-112911-TP-120	Total/NA	Solid	5035	
240-6361-9	S-017324-112911-TP-121	Total/NA	Solid	5035	
240-6361-10	S-017324-112911-TP-122	Total/NA	Solid	5035	
240-6361-11	S-017324-112911-TP-123	Total/NA	Solid	5035	
240-6361-12	S-017324-112911-TP-124	Total/NA	Solid	5035	
240-6361-13	S-017324-112911-TP-125	Total/NA	Solid	5035	
240-6361-14	S-017324-112911-TP-126	Total/NA	Solid	5035	
240-6361-15	S-017324-112911-TP-127	Total/NA	Solid	5035	
240-6361-20	S-017324-112911-TP-132	Total/NA	Solid	5035	
240-6361-21	S-017324-112911-TP-133	Total/NA	Solid	5035	
240-6361-22	S-017324-112911-TP-134	Total/NA	Solid	5035	
240-6361-23	S-017324-112911-TP-135	Total/NA	Solid	5035	
240-6361-24	S-017324-112911-TP-136	Total/NA	Solid	5035	

Analysis Batch: 25691

Lab Sample ID	Client Sample ID	Prep Type	Matrix	Method	Prep Batch
240-6361-1	S-017324-112911-TP-113	Total/NA	Solid	8260B	25549
240-6361-2	S-017324-112911-TP-114	Total/NA	Solid	8260B	25549
240-6361-3	S-017324-112911-TP-115	Total/NA	Solid	8260B	25549
240-6361-4	S-017324-112911-TP-116	Total/NA	Solid	8260B	25549
240-6361-4MS	S-017324-112911-TP-116	Total/NA	Solid	8260B	25549
240-6361-4MSD	S-017324-112911-TP-116	Total/NA	Solid	8260B	25549
240-6361-5	S-017324-112911-TP-117	Total/NA	Solid	8260B	25549
240-6361-6	S-017324-112911-TP-118	Total/NA	Solid	8260B	25549
240-6361-8	S-017324-112911-TP-120	Total/NA	Solid	8260B	25549
LCS 240-25691/5	Lab Control Sample	Total/NA	Solid	8260B	
MB 240-25691/6	Method Blank	Total/NA	Solid	8260B	

Analysis Batch: 25774

Lab Sample ID	Client Sample ID	Prep Type	Matrix	Method	Prep Batch
240-6361-9	S-017324-112911-TP-121	Total/NA	Solid	8260B	25549
240-6361-10	S-017324-112911-TP-122	Total/NA	Solid	8260B	25549
240-6361-11	S-017324-112911-TP-123	Total/NA	Solid	8260B	25549
240-6361-12	S-017324-112911-TP-124	Total/NA	Solid	8260B	25549

GC/MS VOA (Continued)

Analysis Batch: 25774 (Continued)

Lab Sample ID	Client Sample ID	Prep Type	Matrix	Method	Prep Batch
240-6361-13	S-017324-112911-TP-125	Total/NA	Solid	8260B	25549
240-6361-14	S-017324-112911-TP-126	Total/NA	Solid	8260B	25549
240-6361-15	S-017324-112911-TP-127	Total/NA	Solid	8260B	25549
240-6361-20	S-017324-112911-TP-132	Total/NA	Solid	8260B	25549
240-6361-21	S-017324-112911-TP-133	Total/NA	Solid	8260B	25549
240-6361-22	S-017324-112911-TP-134	Total/NA	Solid	8260B	25549
LCS 240-25774/5	Lab Control Sample	Total/NA	Solid	8260B	
MB 240-25774/6	Method Blank	Total/NA	Solid	8260B	

Analysis Batch: 25950

Lab Sample ID	Client Sample ID	Prep Type	Matrix	Method	Prep Batch
240-6361-7	S-017324-112911-TP-119	Total/NA	Solid	8260B	25549
240-6361-23	S-017324-112911-TP-135	Total/NA	Solid	8260B	25549
240-6361-24	S-017324-112911-TP-136	Total/NA	Solid	8260B	25549
LCS 240-25950/5	Lab Control Sample	Total/NA	Solid	8260B	
MB 240-25950/6	Method Blank	Total/NA	Solid	8260B	

Analysis Batch: 26056

Lab Sample ID	Client Sample ID	Prep Type	Matrix	Method	Prep Batch
240-6361-16	S-017324-112911-TP-128	Total/NA	Solid	8260B	25445
240-6361-17	S-017324-112911-TP-129	Total/NA	Solid	8260B	25445
240-6361-18	S-017324-112911-TP-130	Total/NA	Solid	8260B	25445
240-6361-19	S-017324-112911-TP-131	Total/NA	Solid	8260B	25445
LCS 240-25445/2-A	Lab Control Sample	Total/NA	Solid	8260B	25445
MB 240-25445/1-A	Method Blank	Total/NA	Solid	8260B	25445

GC/MS Semi VOA

Prep Batch: 25426

Lab Sample ID	Client Sample ID	Prep Type	Matrix	Method	Prep Batch
240-6361-1	S-017324-112911-TP-113	Total/NA	Solid	3540C	
240-6361-2	S-017324-112911-TP-114	Total/NA	Solid	3540C	
240-6361-3	S-017324-112911-TP-115	Total/NA	Solid	3540C	
240-6361-4	S-017324-112911-TP-116	Total/NA	Solid	3540C	
240-6361-4MS	S-017324-112911-TP-116	Total/NA	Solid	3540C	
240-6361-4MSD	S-017324-112911-TP-116	Total/NA	Solid	3540C	
240-6361-5	S-017324-112911-TP-117	Total/NA	Solid	3540C	
240-6361-6	S-017324-112911-TP-118	Total/NA	Solid	3540C	
240-6361-7	S-017324-112911-TP-119	Total/NA	Solid	3540C	
240-6361-8	S-017324-112911-TP-120	Total/NA	Solid	3540C	
240-6361-9	S-017324-112911-TP-121	Total/NA	Solid	3540C	
240-6361-10	S-017324-112911-TP-122	Total/NA	Solid	3540C	
240-6361-11	S-017324-112911-TP-123	Total/NA	Solid	3540C	
240-6361-12	S-017324-112911-TP-124	Total/NA	Solid	3540C	
240-6361-13	S-017324-112911-TP-125	Total/NA	Solid	3540C	
240-6361-14	S-017324-112911-TP-126	Total/NA	Solid	3540C	
240-6361-15	S-017324-112911-TP-127	Total/NA	Solid	3540C	
240-6361-16	S-017324-112911-TP-128	Total/NA	Solid	3540C	
240-6361-17	S-017324-112911-TP-129	Total/NA	Solid	3540C	
240-6361-18	S-017324-112911-TP-130	Total/NA	Solid	3540C	
240-6361-19	S-017324-112911-TP-131	Total/NA	Solid	3540C	
240-6361-20	S-017324-112911-TP-132	Total/NA	Solid	3540C	

GC/MS Semi VOA (Continued)

Prep Batch: 25426 (Continued)

Lab Sample ID	Client Sample ID	Prep Type	Matrix	Method	Prep Batch
LCS 240-25426/24-A	Lab Control Sample	Total/NA	Solid	3540C	
MB 240-25426/23-A	Method Blank	Total/NA	Solid	3540C	

Prep Batch: 25532

Lab Sample ID	Client Sample ID	Prep Type	Matrix	Method	Prep Batch
240-6361-21	S-017324-112911-TP-133	Total/NA	Solid	3540C	
240-6361-22	S-017324-112911-TP-134	Total/NA	Solid	3540C	
240-6361-23	S-017324-112911-TP-135	Total/NA	Solid	3540C	
240-6361-24	S-017324-112911-TP-136	Total/NA	Solid	3540C	
LCS 240-25532/22-A	Lab Control Sample	Total/NA	Solid	3540C	
MB 240-25532/21-A	Method Blank	Total/NA	Solid	3540C	

Analysis Batch: 25784

Lab Sample ID	Client Sample ID	Prep Type	Matrix	Method	Prep Batch
240-6361-21	S-017324-112911-TP-133	Total/NA	Solid	8270C	25532
240-6361-22	S-017324-112911-TP-134	Total/NA	Solid	8270C	25532
240-6361-23	S-017324-112911-TP-135	Total/NA	Solid	8270C	25532
240-6361-24	S-017324-112911-TP-136	Total/NA	Solid	8270C	25532
LCS 240-25532/22-A	Lab Control Sample	Total/NA	Solid	8270C	25532
MB 240-25532/21-A	Method Blank	Total/NA	Solid	8270C	25532

Analysis Batch: 25817

Lab Sample ID	Client Sample ID	Prep Type	Matrix	Method	Prep Batch
240-6361-1	S-017324-112911-TP-113	Total/NA	Solid	8270C	25426
240-6361-2	S-017324-112911-TP-114	Total/NA	Solid	8270C	25426
240-6361-3	S-017324-112911-TP-115	Total/NA	Solid	8270C	25426
240-6361-4	S-017324-112911-TP-116	Total/NA	Solid	8270C	25426
240-6361-4MS	S-017324-112911-TP-116	Total/NA	Solid	8270C	25426
240-6361-4MSD	S-017324-112911-TP-116	Total/NA	Solid	8270C	25426
240-6361-5	S-017324-112911-TP-117	Total/NA	Solid	8270C	25426
240-6361-6	S-017324-112911-TP-118	Total/NA	Solid	8270C	25426
240-6361-7	S-017324-112911-TP-119	Total/NA	Solid	8270C	25426
240-6361-8	S-017324-112911-TP-120	Total/NA	Solid	8270C	25426
240-6361-9	S-017324-112911-TP-121	Total/NA	Solid	8270C	25426
240-6361-10	S-017324-112911-TP-122	Total/NA	Solid	8270C	25426
240-6361-11	S-017324-112911-TP-123	Total/NA	Solid	8270C	25426
240-6361-12	S-017324-112911-TP-124	Total/NA	Solid	8270C	25426
240-6361-13	S-017324-112911-TP-125	Total/NA	Solid	8270C	25426
240-6361-14	S-017324-112911-TP-126	Total/NA	Solid	8270C	25426
240-6361-15	S-017324-112911-TP-127	Total/NA	Solid	8270C	25426
240-6361-16	S-017324-112911-TP-128	Total/NA	Solid	8270C	25426
240-6361-17	S-017324-112911-TP-129	Total/NA	Solid	8270C	25426
240-6361-18	S-017324-112911-TP-130	Total/NA	Solid	8270C	25426
240-6361-19	S-017324-112911-TP-131	Total/NA	Solid	8270C	25426
240-6361-20	S-017324-112911-TP-132	Total/NA	Solid	8270C	25426
LCS 240-25426/24-A	Lab Control Sample	Total/NA	Solid	8270C	25426
MB 240-25426/23-A	Method Blank	Total/NA	Solid	8270C	25426

GC Semi VOA

Prep Batch: 25425

Lab Sample ID	Client Sample ID	Prep Type	Matrix	Method	Prep Batch
240-6361-1	S-017324-112911-TP-113	Total/NA	Solid	3540C	
240-6361-2	S-017324-112911-TP-114	Total/NA	Solid	3540C	
240-6361-3	S-017324-112911-TP-115	Total/NA	Solid	3540C	
240-6361-4	S-017324-112911-TP-116	Total/NA	Solid	3540C	
240-6361-4MS	S-017324-112911-TP-116	Total/NA	Solid	3540C	
240-6361-4MSD	S-017324-112911-TP-116	Total/NA	Solid	3540C	
240-6361-5	S-017324-112911-TP-117	Total/NA	Solid	3540C	
240-6361-6	S-017324-112911-TP-118	Total/NA	Solid	3540C	
240-6361-7	S-017324-112911-TP-119	Total/NA	Solid	3540C	
240-6361-8	S-017324-112911-TP-120	Total/NA	Solid	3540C	
240-6361-9	S-017324-112911-TP-121	Total/NA	Solid	3540C	
240-6361-10	S-017324-112911-TP-122	Total/NA	Solid	3540C	
240-6361-11	S-017324-112911-TP-123	Total/NA	Solid	3540C	
240-6361-20	S-017324-112911-TP-132	Total/NA	Solid	3540C	
240-6361-21	S-017324-112911-TP-133	Total/NA	Solid	3540C	
240-6361-22	S-017324-112911-TP-134	Total/NA	Solid	3540C	
240-6361-23	S-017324-112911-TP-135	Total/NA	Solid	3540C	
240-6361-24	S-017324-112911-TP-136	Total/NA	Solid	3540C	
LCS 240-25425/20-A	Lab Control Sample	Total/NA	Solid	3540C	
MB 240-25425/19-A	Method Blank	Total/NA	Solid	3540C	

Analysis Batch: 25875

Lab Sample ID	Client Sample ID	Prep Type	Matrix	Method	Prep Batch
240-6361-1	S-017324-112911-TP-113	Total/NA	Solid	8082	25425
240-6361-2	S-017324-112911-TP-114	Total/NA	Solid	8082	25425
240-6361-3	S-017324-112911-TP-115	Total/NA	Solid	8082	25425
240-6361-4	S-017324-112911-TP-116	Total/NA	Solid	8082	25425
240-6361-4MS	S-017324-112911-TP-116	Total/NA	Solid	8082	25425
240-6361-4MSD	S-017324-112911-TP-116	Total/NA	Solid	8082	25425
240-6361-5	S-017324-112911-TP-117	Total/NA	Solid	8082	25425
240-6361-6	S-017324-112911-TP-118	Total/NA	Solid	8082	25425
240-6361-7	S-017324-112911-TP-119	Total/NA	Solid	8082	25425
240-6361-8	S-017324-112911-TP-120	Total/NA	Solid	8082	25425
240-6361-9	S-017324-112911-TP-121	Total/NA	Solid	8082	25425
240-6361-10	S-017324-112911-TP-122	Total/NA	Solid	8082	25425
240-6361-20	S-017324-112911-TP-132	Total/NA	Solid	8082	25425
240-6361-21	S-017324-112911-TP-133	Total/NA	Solid	8082	25425
240-6361-22	S-017324-112911-TP-134	Total/NA	Solid	8082	25425
240-6361-24	S-017324-112911-TP-136	Total/NA	Solid	8082	25425
LCS 240-25425/20-A	Lab Control Sample	Total/NA	Solid	8082	25425
MB 240-25425/19-A	Method Blank	Total/NA	Solid	8082	25425

Analysis Batch: 26017

Lab Sample ID	Client Sample ID	Prep Type	Matrix	Method	Prep Batch
240-6361-11	S-017324-112911-TP-123	Total/NA	Solid	8082	25425
240-6361-23	S-017324-112911-TP-135	Total/NA	Solid	8082	25425

Metals

Prep Batch: 25336

Lab Sample ID	Client Sample ID	Prep Type	Matrix	Method	Prep Batch
240-6361-1	S-017324-112911-TP-113	Total/NA	Solid	3050B	

Metals (Continued)

Prep Batch: 25336 (Continued)

Lab Sample ID	Client Sample ID	Prep Type	Matrix	Method	Prep Batch
240-6361-2	S-017324-112911-TP-114	Total/NA	Solid	3050B	
240-6361-3	S-017324-112911-TP-115	Total/NA	Solid	3050B	
240-6361-4	S-017324-112911-TP-116	Total/NA	Solid	3050B	
240-6361-4MS	S-017324-112911-TP-116	Total/NA	Solid	3050B	
240-6361-4MSD	S-017324-112911-TP-116	Total/NA	Solid	3050B	
240-6361-5	S-017324-112911-TP-117	Total/NA	Solid	3050B	
LCS 240-25336/2-A	Lab Control Sample	Total/NA	Solid	3050B	
MB 240-25336/1-A	Method Blank	Total/NA	Solid	3050B	

Prep Batch: 25343

Lab Sample ID	Client Sample ID	Prep Type	Matrix	Method	Prep Batch
240-6361-1	S-017324-112911-TP-113	Total/NA	Solid	7471A	
240-6361-2	S-017324-112911-TP-114	Total/NA	Solid	7471A	
240-6361-3	S-017324-112911-TP-115	Total/NA	Solid	7471A	
240-6361-4	S-017324-112911-TP-116	Total/NA	Solid	7471A	
240-6361-4MS	S-017324-112911-TP-116	Total/NA	Solid	7471A	
240-6361-4MSD	S-017324-112911-TP-116	Total/NA	Solid	7471A	
240-6361-5	S-017324-112911-TP-117	Total/NA	Solid	7471A	
LCS 240-25343/2-A	Lab Control Sample	Total/NA	Solid	7471A	
MB 240-25343/1-A	Method Blank	Total/NA	Solid	7471A	

Prep Batch: 25348

Lab Sample ID	Client Sample ID	Prep Type	Matrix	Method	Prep Batch
240-6361-6	S-017324-112911-TP-118	Total/NA	Solid	3050B	
240-6361-6 MS	S-017324-112911-TP-118	Total/NA	Solid	3050B	
240-6361-6 MSD	S-017324-112911-TP-118	Total/NA	Solid	3050B	
240-6361-7	S-017324-112911-TP-119	Total/NA	Solid	3050B	
240-6361-8	S-017324-112911-TP-120	Total/NA	Solid	3050B	
240-6361-9	S-017324-112911-TP-121	Total/NA	Solid	3050B	
240-6361-10	S-017324-112911-TP-122	Total/NA	Solid	3050B	
240-6361-11	S-017324-112911-TP-123	Total/NA	Solid	3050B	
240-6361-12	S-017324-112911-TP-124	Total/NA	Solid	3050B	
240-6361-13	S-017324-112911-TP-125	Total/NA	Solid	3050B	
240-6361-14	S-017324-112911-TP-126	Total/NA	Solid	3050B	
240-6361-15	S-017324-112911-TP-127	Total/NA	Solid	3050B	
240-6361-16	S-017324-112911-TP-128	Total/NA	Solid	3050B	
240-6361-17	S-017324-112911-TP-129	Total/NA	Solid	3050B	
240-6361-18	S-017324-112911-TP-130	Total/NA	Solid	3050B	
240-6361-19	S-017324-112911-TP-131	Total/NA	Solid	3050B	
240-6361-20	S-017324-112911-TP-132	Total/NA	Solid	3050B	
240-6361-21	S-017324-112911-TP-133	Total/NA	Solid	3050B	
240-6361-22	S-017324-112911-TP-134	Total/NA	Solid	3050B	
240-6361-23	S-017324-112911-TP-135	Total/NA	Solid	3050B	
240-6361-24	S-017324-112911-TP-136	Total/NA	Solid	3050B	
LCS 240-25348/2-A	Lab Control Sample	Total/NA	Solid	3050B	
MB 240-25348/1-A	Method Blank	Total/NA	Solid	3050B	

Prep Batch: 25355

Lab Sample ID	Client Sample ID	Prep Type	Matrix	Method	Prep Batch
240-6361-6	S-017324-112911-TP-118	Total/NA	Solid	7471A	
240-6361-6 MS	S-017324-112911-TP-118	Total/NA	Solid	7471A	
240-6361-6 MSD	S-017324-112911-TP-118	Total/NA	Solid	7471A	

Metals (Continued)

Prep Batch: 25355 (Continued)

Lab Sample ID	Client Sample ID	Prep Type	Matrix	Method	Prep Batch
240-6361-7	S-017324-112911-TP-119	Total/NA	Solid	7471A	
240-6361-8	S-017324-112911-TP-120	Total/NA	Solid	7471A	
240-6361-9	S-017324-112911-TP-121	Total/NA	Solid	7471A	
240-6361-10	S-017324-112911-TP-122	Total/NA	Solid	7471A	
240-6361-11	S-017324-112911-TP-123	Total/NA	Solid	7471A	
240-6361-12	S-017324-112911-TP-124	Total/NA	Solid	7471A	
240-6361-13	S-017324-112911-TP-125	Total/NA	Solid	7471A	
240-6361-14	S-017324-112911-TP-126	Total/NA	Solid	7471A	
240-6361-15	S-017324-112911-TP-127	Total/NA	Solid	7471A	
240-6361-16	S-017324-112911-TP-128	Total/NA	Solid	7471A	
240-6361-17	S-017324-112911-TP-129	Total/NA	Solid	7471A	
240-6361-18	S-017324-112911-TP-130	Total/NA	Solid	7471A	
240-6361-19	S-017324-112911-TP-131	Total/NA	Solid	7471A	
240-6361-20	S-017324-112911-TP-132	Total/NA	Solid	7471A	
240-6361-21	S-017324-112911-TP-133	Total/NA	Solid	7471A	
240-6361-22	S-017324-112911-TP-134	Total/NA	Solid	7471A	
240-6361-23	S-017324-112911-TP-135	Total/NA	Solid	7471A	
240-6361-24	S-017324-112911-TP-136	Total/NA	Solid	7471A	
LCS 240-25355/2-A	Lab Control Sample	Total/NA	Solid	7471A	
MB 240-25355/1-A	Method Blank	Total/NA	Solid	7471A	

Analysis Batch: 25580

Lab Sample ID	Client Sample ID	Prep Type	Matrix	Method	Prep Batch
240-6361-6	S-017324-112911-TP-118	Total/NA	Solid	7471A	25355
240-6361-6 MS	S-017324-112911-TP-118	Total/NA	Solid	7471A	25355
240-6361-6 MSD	S-017324-112911-TP-118	Total/NA	Solid	7471A	25355
240-6361-7	S-017324-112911-TP-119	Total/NA	Solid	7471A	25355
240-6361-8	S-017324-112911-TP-120	Total/NA	Solid	7471A	25355
240-6361-9	S-017324-112911-TP-121	Total/NA	Solid	7471A	25355
LCS 240-25355/2-A	Lab Control Sample	Total/NA	Solid	7471A	25355
MB 240-25355/1-A	Method Blank	Total/NA	Solid	7471A	25355

Analysis Batch: 25597

Lab Sample ID	Client Sample ID	Prep Type	Matrix	Method	Prep Batch
240-6361-6	S-017324-112911-TP-118	Total/NA	Solid	6010B	25348
240-6361-6 MS	S-017324-112911-TP-118	Total/NA	Solid	6010B	25348
240-6361-6 MSD	S-017324-112911-TP-118	Total/NA	Solid	6010B	25348
240-6361-7	S-017324-112911-TP-119	Total/NA	Solid	6010B	25348
240-6361-8	S-017324-112911-TP-120	Total/NA	Solid	6010B	25348
240-6361-9	S-017324-112911-TP-121	Total/NA	Solid	6010B	25348
240-6361-10	S-017324-112911-TP-122	Total/NA	Solid	6010B	25348
240-6361-11	S-017324-112911-TP-123	Total/NA	Solid	6010B	25348
240-6361-12	S-017324-112911-TP-124	Total/NA	Solid	6010B	25348
240-6361-13	S-017324-112911-TP-125	Total/NA	Solid	6010B	25348
240-6361-14	S-017324-112911-TP-126	Total/NA	Solid	6010B	25348
240-6361-15	S-017324-112911-TP-127	Total/NA	Solid	6010B	25348
240-6361-16	S-017324-112911-TP-128	Total/NA	Solid	6010B	25348
240-6361-17	S-017324-112911-TP-129	Total/NA	Solid	6010B	25348
240-6361-18	S-017324-112911-TP-130	Total/NA	Solid	6010B	25348
240-6361-19	S-017324-112911-TP-131	Total/NA	Solid	6010B	25348
240-6361-20	S-017324-112911-TP-132	Total/NA	Solid	6010B	25348
240-6361-21	S-017324-112911-TP-133	Total/NA	Solid	6010B	25348

Metals (Continued)

Analysis Batch: 25597 (Continued)

Lab Sample ID	Client Sample ID	Prep Type	Matrix	Method	Prep Batch
240-6361-22	S-017324-112911-TP-134	Total/NA	Solid	6010B	25348
240-6361-23	S-017324-112911-TP-135	Total/NA	Solid	6010B	25348
240-6361-24	S-017324-112911-TP-136	Total/NA	Solid	6010B	25348
240-6361-24	S-017324-112911-TP-136	Total/NA	Solid	6010B	25348
LCS 240-25348/2-A	Lab Control Sample	Total/NA	Solid	6010B	25348
MB 240-25348/1-A	Method Blank	Total/NA	Solid	6010B	25348

Analysis Batch: 25614

Lab Sample ID	Client Sample ID	Prep Type	Matrix	Method	Prep Batch
240-6361-1	S-017324-112911-TP-113	Total/NA	Solid	6010B	25336
240-6361-2	S-017324-112911-TP-114	Total/NA	Solid	6010B	25336
240-6361-3	S-017324-112911-TP-115	Total/NA	Solid	6010B	25336
240-6361-4	S-017324-112911-TP-116	Total/NA	Solid	6010B	25336
240-6361-4MS	S-017324-112911-TP-116	Total/NA	Solid	6010B	25336
240-6361-4MSD	S-017324-112911-TP-116	Total/NA	Solid	6010B	25336
240-6361-5	S-017324-112911-TP-117	Total/NA	Solid	6010B	25336
LCS 240-25336/2-A	Lab Control Sample	Total/NA	Solid	6010B	25336
MB 240-25336/1-A	Method Blank	Total/NA	Solid	6010B	25336

Analysis Batch: 25791

Lab Sample ID	Client Sample ID	Prep Type	Matrix	Method	Prep Batch
240-6361-3	S-017324-112911-TP-115	Total/NA	Solid	6010B	25336
240-6361-5	S-017324-112911-TP-117	Total/NA	Solid	6010B	25336

Analysis Batch: 25838

Lab Sample ID	Client Sample ID	Prep Type	Matrix	Method	Prep Batch
240-6361-1	S-017324-112911-TP-113	Total/NA	Solid	7471A	25343
240-6361-2	S-017324-112911-TP-114	Total/NA	Solid	7471A	25343
240-6361-3	S-017324-112911-TP-115	Total/NA	Solid	7471A	25343
240-6361-4	S-017324-112911-TP-116	Total/NA	Solid	7471A	25343
240-6361-4MS	S-017324-112911-TP-116	Total/NA	Solid	7471A	25343
240-6361-4MSD	S-017324-112911-TP-116	Total/NA	Solid	7471A	25343
240-6361-5	S-017324-112911-TP-117	Total/NA	Solid	7471A	25343
240-6361-10	S-017324-112911-TP-122	Total/NA	Solid	7471A	25355
240-6361-11	S-017324-112911-TP-123	Total/NA	Solid	7471A	25355
240-6361-12	S-017324-112911-TP-124	Total/NA	Solid	7471A	25355
240-6361-13	S-017324-112911-TP-125	Total/NA	Solid	7471A	25355
240-6361-14	S-017324-112911-TP-126	Total/NA	Solid	7471A	25355
240-6361-15	S-017324-112911-TP-127	Total/NA	Solid	7471A	25355
240-6361-16	S-017324-112911-TP-128	Total/NA	Solid	7471A	25355
240-6361-17	S-017324-112911-TP-129	Total/NA	Solid	7471A	25355
240-6361-18	S-017324-112911-TP-130	Total/NA	Solid	7471A	25355
240-6361-19	S-017324-112911-TP-131	Total/NA	Solid	7471A	25355
240-6361-20	S-017324-112911-TP-132	Total/NA	Solid	7471A	25355
240-6361-21	S-017324-112911-TP-133	Total/NA	Solid	7471A	25355
240-6361-22	S-017324-112911-TP-134	Total/NA	Solid	7471A	25355
240-6361-23	S-017324-112911-TP-135	Total/NA	Solid	7471A	25355
240-6361-24	S-017324-112911-TP-136	Total/NA	Solid	7471A	25355
LCS 240-25343/2-A	Lab Control Sample	Total/NA	Solid	7471A	25343
MB 240-25343/1-A	Method Blank	Total/NA	Solid	7471A	25343

Client: Conestoga-Rovers & Associates, Inc.
Project/Site: 17324-T07, RACER Former MTM

TestAmerica Job ID: 240-6361-1

General Chemistry

Analysis Batch: 25269

Lab Sample ID	Client Sample ID	Prep Type	Matrix	Method	Prep Batch
240-6361-1	S-017324-112911-TP-113	Total/NA	Solid	Moisture	
240-6361-2	S-017324-112911-TP-114	Total/NA	Solid	Moisture	
240-6361-3	S-017324-112911-TP-115	Total/NA	Solid	Moisture	
240-6361-4	S-017324-112911-TP-116	Total/NA	Solid	Moisture	
240-6361-4 DU	S-017324-112911-TP-116	Total/NA	Solid	Moisture	
240-6361-5	S-017324-112911-TP-117	Total/NA	Solid	Moisture	
240-6361-6	S-017324-112911-TP-118	Total/NA	Solid	Moisture	
240-6361-7	S-017324-112911-TP-119	Total/NA	Solid	Moisture	
240-6361-8	S-017324-112911-TP-120	Total/NA	Solid	Moisture	
240-6361-9	S-017324-112911-TP-121	Total/NA	Solid	Moisture	
240-6361-10	S-017324-112911-TP-122	Total/NA	Solid	Moisture	
240-6361-11	S-017324-112911-TP-123	Total/NA	Solid	Moisture	
240-6361-11 DU	S-017324-112911-TP-123	Total/NA	Solid	Moisture	
240-6361-12	S-017324-112911-TP-124	Total/NA	Solid	Moisture	
240-6361-13	S-017324-112911-TP-125	Total/NA	Solid	Moisture	
240-6361-14	S-017324-112911-TP-126	Total/NA	Solid	Moisture	
240-6361-15	S-017324-112911-TP-127	Total/NA	Solid	Moisture	
240-6361-16	S-017324-112911-TP-128	Total/NA	Solid	Moisture	
240-6361-17	S-017324-112911-TP-129	Total/NA	Solid	Moisture	
240-6361-18	S-017324-112911-TP-130	Total/NA	Solid	Moisture	
240-6361-19	S-017324-112911-TP-131	Total/NA	Solid	Moisture	
240-6361-20	S-017324-112911-TP-132	Total/NA	Solid	Moisture	
240-6361-20 DU	S-017324-112911-TP-132	Total/NA	Solid	Moisture	
240-6361-21	S-017324-112911-TP-133	Total/NA	Solid	Moisture	
240-6361-22	S-017324-112911-TP-134	Total/NA	Solid	Moisture	
240-6361-23	S-017324-112911-TP-135	Total/NA	Solid	Moisture	
240-6361-24	S-017324-112911-TP-136	Total/NA	Solid	Moisture	

Client Sample ID: S-017324-112911-TP-113

Lab Sample ID: 240-6361-1

Date Collected: 11/29/11 08:10

Matrix: Solid

Date Received: 11/30/11 16:31

Percent Solids: 82.7

Prep Type	Batch Type	Batch Method	Run	Dilution Factor	Batch Number	Prepared or Analyzed	Analyst	Lab
Total/NA	Prep	5035			25549	11/30/11 19:30	LM	TAL NC
Total/NA	Analysis	8260B		1	25691	12/06/11 17:09	SM	TAL NC
Total/NA	Prep	3540C			25426	12/03/11 10:29	AK	TAL NC
Total/NA	Analysis	8270C		1	25817	12/07/11 14:19	JG	TAL NC
Total/NA	Prep	3540C			25425	12/03/11 10:22	AK	TAL NC
Total/NA	Analysis	8082		1	25875	12/08/11 03:30	LH	TAL NC
Total/NA	Prep	3050B			25336	12/02/11 09:44	DE	TAL NC
Total/NA	Analysis	6010B		1	25614	12/05/11 23:45	BD	TAL NC
Total/NA	Prep	7471A			25343	12/02/11 13:40	DE	TAL NC
Total/NA	Analysis	7471A		1	25838	12/06/11 09:25	AS	TAL NC
Total/NA	Analysis	Moisture		1	25269	12/01/11 14:07	CN	TAL NC

Client Sample ID: S-017324-112911-TP-114

Lab Sample ID: 240-6361-2

Date Collected: 11/29/11 08:15

Matrix: Solid

Date Received: 11/30/11 16:31

Percent Solids: 83.5

Prep Type	Batch Type	Batch Method	Run	Dilution Factor	Batch Number	Prepared or Analyzed	Analyst	Lab
Total/NA	Prep	5035			25549	11/30/11 19:30	LM	TAL NC
Total/NA	Analysis	8260B		1	25691	12/06/11 17:30	SM	TAL NC
Total/NA	Prep	3540C			25426	12/03/11 10:29	AK	TAL NC
Total/NA	Analysis	8270C		1	25817	12/07/11 14:37	JG	TAL NC
Total/NA	Prep	3540C			25425	12/03/11 10:22	AK	TAL NC
Total/NA	Analysis	8082		1	25875	12/08/11 03:45	LH	TAL NC
Total/NA	Prep	3050B			25336	12/02/11 09:44	DE	TAL NC
Total/NA	Analysis	6010B		1	25614	12/06/11 00:02	BD	TAL NC
Total/NA	Prep	7471A			25343	12/02/11 13:40	DE	TAL NC
Total/NA	Analysis	7471A		1	25838	12/06/11 09:26	AS	TAL NC
Total/NA	Analysis	Moisture		1	25269	12/01/11 14:07	CN	TAL NC

Client Sample ID: S-017324-112911-TP-115

Lab Sample ID: 240-6361-3

Date Collected: 11/29/11 08:30

Matrix: Solid

Date Received: 11/30/11 16:31

Percent Solids: 90.9

Prep Type	Batch Type	Batch Method	Run	Dilution Factor	Batch Number	Prepared or Analyzed	Analyst	Lab
Total/NA	Prep	5035			25549	11/30/11 19:30	LM	TAL NC
Total/NA	Analysis	8260B		1	25691	12/06/11 17:52	SM	TAL NC
Total/NA	Prep	3540C			25426	12/03/11 10:29	AK	TAL NC
Total/NA	Analysis	8270C		1	25817	12/07/11 14:55	JG	TAL NC
Total/NA	Prep	3540C			25425	12/03/11 10:22	AK	TAL NC
Total/NA	Analysis	8082		1	25875	12/08/11 04:00	LH	TAL NC
Total/NA	Prep	3050B			25336	12/02/11 09:44	DE	TAL NC
Total/NA	Analysis	6010B		1	25614	12/06/11 00:08	BD	TAL NC
Total/NA	Analysis	6010B		5	25791	12/06/11 13:03	BD	TAL NC
Total/NA	Prep	7471A			25343	12/02/11 13:40	DE	TAL NC

Client Sample ID: S-017324-112911-TP-115

Lab Sample ID: 240-6361-3

Date Collected: 11/29/11 08:30
Matrix: Solid
Date Received: 11/30/11 16:31
Percent Solids: 90.9

Prep Type	Batch Type	Batch Method	Run	Dilution Factor	Batch Number	Prepared or Analyzed	Analyst	Lab
Total/NA	Analysis	7471A		1	25838	12/06/11 09:27	AS	TAL NC
Total/NA	Analysis	Moisture		1	25269	12/01/11 14:07	CN	TAL NC

Client Sample ID: S-017324-112911-TP-116

Lab Sample ID: 240-6361-4

Date Collected: 11/29/11 08:55
Matrix: Solid
Date Received: 11/30/11 16:31
Percent Solids: 80.4

Prep Type	Batch Type	Batch Method	Run	Dilution Factor	Batch Number	Prepared or Analyzed	Analyst	Lab
Total/NA	Prep	5035			25549	11/30/11 19:30	LM	TAL NC
Total/NA	Analysis	8260B		1	25691	12/06/11 18:13	SM	TAL NC
Total/NA	Prep	3540C			25426	12/03/11 10:29	AK	TAL NC
Total/NA	Analysis	8270C		1	25817	12/07/11 15:13	JG	TAL NC
Total/NA	Prep	3540C			25425	12/03/11 10:22	AK	TAL NC
Total/NA	Analysis	8082		1	25875	12/08/11 04:15	LH	TAL NC
Total/NA	Prep	3050B			25336	12/02/11 09:44	DE	TAL NC
Total/NA	Analysis	6010B		1	25614	12/05/11 23:22	BD	TAL NC
Total/NA	Prep	7471A			25343	12/02/11 13:40	DE	TAL NC
Total/NA	Analysis	7471A		1	25838	12/06/11 09:18	AS	TAL NC
Total/NA	Analysis	Moisture		1	25269	12/01/11 14:07	CN	TAL NC

Client Sample ID: S-017324-112911-TP-117

Lab Sample ID: 240-6361-5

Date Collected: 11/29/11 09:20
Matrix: Solid
Date Received: 11/30/11 16:31
Percent Solids: 92.4

Prep Type	Batch Type	Batch Method	Run	Dilution Factor	Batch Number	Prepared or Analyzed	Analyst	Lab
Total/NA	Prep	5035			25549	11/30/11 19:30	LM	TAL NC
Total/NA	Analysis	8260B		1	25691	12/06/11 19:39	SM	TAL NC
Total/NA	Prep	3540C			25426	12/03/11 10:29	AK	TAL NC
Total/NA	Analysis	8270C		1	25817	12/07/11 16:07	JG	TAL NC
Total/NA	Prep	3540C			25425	12/03/11 10:22	AK	TAL NC
Total/NA	Analysis	8082		1	25875	12/08/11 04:59	LH	TAL NC
Total/NA	Prep	3050B			25336	12/02/11 09:44	DE	TAL NC
Total/NA	Analysis	6010B		1	25614	12/06/11 00:13	BD	TAL NC
Total/NA	Analysis	6010B		5	25791	12/06/11 13:09	BD	TAL NC
Total/NA	Prep	7471A			25343	12/02/11 13:40	DE	TAL NC
Total/NA	Analysis	7471A		1	25838	12/06/11 09:28	AS	TAL NC
Total/NA	Analysis	Moisture		1	25269	12/01/11 14:07	CN	TAL NC

Client Sample ID: S-017324-112911-TP-118

Lab Sample ID: 240-6361-6

Date Collected: 11/29/11 09:45
Matrix: Solid
Date Received: 11/30/11 16:31
Percent Solids: 82.4

Prep Type	Batch Type	Batch Method	Run	Dilution Factor	Batch Number	Prepared or Analyzed	Analyst	Lab
Total/NA	Prep	5035			25549	11/30/11 19:30	LM	TAL NC

Client Sample ID: S-017324-112911-TP-118

Lab Sample ID: 240-6361-6

Date Collected: 11/29/11 09:45
Matrix: Solid
Date Received: 11/30/11 16:31
Percent Solids: 82.4

Prep Type	Batch Type	Batch Method	Run	Dilution Factor	Batch Number	Prepared or Analyzed	Analyst	Lab
Total/NA	Analysis	8260B		1	25691	12/06/11 20:00	SM	TAL NC
Total/NA	Prep	3540C			25426	12/03/11 10:29	AK	TAL NC
Total/NA	Analysis	8270C		1	25817	12/07/11 19:25	JG	TAL NC
Total/NA	Prep	3540C			25425	12/03/11 10:22	AK	TAL NC
Total/NA	Analysis	8082		1	25875	12/08/11 05:14	LH	TAL NC
Total/NA	Prep	7471A			25355	12/02/11 13:40	AS	TAL NC
Total/NA	Analysis	7471A		1	25580	12/05/11 15:12	AS	TAL NC
Total/NA	Prep	3050B			25348	12/02/11 10:39	DE	TAL NC
Total/NA	Analysis	6010B		1	25597	12/05/11 16:01	KC	TAL NC
Total/NA	Analysis	Moisture		1	25269	12/01/11 14:07	CN	TAL NC

Client Sample ID: S-017324-112911-TP-119

Lab Sample ID: 240-6361-7

Date Collected: 11/29/11 09:55
Matrix: Solid
Date Received: 11/30/11 16:31
Percent Solids: 77.9

Prep Type	Batch Type	Batch Method	Run	Dilution Factor	Batch Number	Prepared or Analyzed	Analyst	Lab
Total/NA	Prep	5035			25549	11/30/11 19:30	LM	TAL NC
Total/NA	Analysis	8260B		1	25950	12/08/11 04:00	TL	TAL NC
Total/NA	Prep	3540C			25426	12/03/11 10:29	AK	TAL NC
Total/NA	Analysis	8270C		1	25817	12/07/11 16:25	JG	TAL NC
Total/NA	Prep	3540C			25425	12/03/11 10:22	AK	TAL NC
Total/NA	Analysis	8082		1	25875	12/08/11 05:29	LH	TAL NC
Total/NA	Prep	7471A			25355	12/02/11 13:40	AS	TAL NC
Total/NA	Analysis	7471A		1	25580	12/05/11 15:15	AS	TAL NC
Total/NA	Prep	3050B			25348	12/02/11 10:39	DE	TAL NC
Total/NA	Analysis	6010B		1	25597	12/05/11 16:26	KC	TAL NC
Total/NA	Analysis	Moisture		1	25269	12/01/11 14:07	CN	TAL NC

Client Sample ID: S-017324-112911-TP-120

Lab Sample ID: 240-6361-8

Date Collected: 11/29/11 10:15
Matrix: Solid
Date Received: 11/30/11 16:31
Percent Solids: 86.1

Prep Type	Batch Type	Batch Method	Run	Dilution Factor	Batch Number	Prepared or Analyzed	Analyst	Lab
Total/NA	Prep	5035			25549	11/30/11 19:30	LM	TAL NC
Total/NA	Analysis	8260B		1	25691	12/06/11 20:43	SM	TAL NC
Total/NA	Prep	3540C			25426	12/03/11 10:29	AK	TAL NC
Total/NA	Analysis	8270C		4	25817	12/07/11 20:38	JG	TAL NC
Total/NA	Prep	3540C			25425	12/03/11 10:22	AK	TAL NC
Total/NA	Analysis	8082		1	25875	12/08/11 05:44	LH	TAL NC
Total/NA	Prep	7471A			25355	12/02/11 13:40	AS	TAL NC
Total/NA	Analysis	7471A		1	25580	12/05/11 15:17	AS	TAL NC
Total/NA	Prep	3050B			25348	12/02/11 10:39	DE	TAL NC
Total/NA	Analysis	6010B		1	25597	12/05/11 16:32	KC	TAL NC
Total/NA	Analysis	Moisture		1	25269	12/01/11 14:07	CN	TAL NC

Client Sample ID: S-017324-112911-TP-121

Lab Sample ID: 240-6361-9

Date Collected: 11/29/11 10:25

Matrix: Solid

Date Received: 11/30/11 16:31

Percent Solids: 78.2

Prep Type	Batch Type	Batch Method	Run	Dilution Factor	Batch Number	Prepared or Analyzed	Analyst	Lab
Total/NA	Prep	5035			25549	11/30/11 19:30	LM	TAL NC
Total/NA	Analysis	8260B		1	25774	12/06/11 22:42	TL	TAL NC
Total/NA	Prep	3540C			25426	12/03/11 10:29	AK	TAL NC
Total/NA	Analysis	8270C		1	25817	12/07/11 17:19	JG	TAL NC
Total/NA	Prep	3540C			25425	12/03/11 10:22	AK	TAL NC
Total/NA	Analysis	8082		1	25875	12/08/11 05:59	LH	TAL NC
Total/NA	Prep	7471A			25355	12/02/11 13:40	AS	TAL NC
Total/NA	Analysis	7471A		1	25580	12/05/11 15:18	AS	TAL NC
Total/NA	Prep	3050B			25348	12/02/11 10:39	DE	TAL NC
Total/NA	Analysis	6010B		1	25597	12/05/11 16:38	KC	TAL NC
Total/NA	Analysis	Moisture		1	25269	12/01/11 14:07	CN	TAL NC

Client Sample ID: S-017324-112911-TP-122

Lab Sample ID: 240-6361-10

Date Collected: 11/29/11 10:35

Matrix: Solid

Date Received: 11/30/11 16:31

Percent Solids: 90.6

Prep Type	Batch Type	Batch Method	Run	Dilution Factor	Batch Number	Prepared or Analyzed	Analyst	Lab
Total/NA	Prep	5035			25549	11/30/11 19:30	LM	TAL NC
Total/NA	Analysis	8260B		1	25774	12/06/11 23:03	TL	TAL NC
Total/NA	Prep	3540C			25426	12/03/11 10:29	AK	TAL NC
Total/NA	Analysis	8270C		1	25817	12/07/11 17:37	JG	TAL NC
Total/NA	Prep	3540C			25425	12/03/11 10:22	AK	TAL NC
Total/NA	Analysis	8082		1	25875	12/08/11 06:14	LH	TAL NC
Total/NA	Prep	3050B			25348	12/02/11 10:39	DE	TAL NC
Total/NA	Analysis	6010B		1	25597	12/05/11 16:44	KC	TAL NC
Total/NA	Prep	7471A			25355	12/02/11 13:40	AS	TAL NC
Total/NA	Analysis	7471A		1	25838	12/06/11 08:53	AS	TAL NC
Total/NA	Analysis	Moisture		1	25269	12/01/11 14:07	CN	TAL NC

Client Sample ID: S-017324-112911-TP-123

Lab Sample ID: 240-6361-11

Date Collected: 11/29/11 10:55

Matrix: Solid

Date Received: 11/30/11 16:31

Percent Solids: 78.1

Prep Type	Batch Type	Batch Method	Run	Dilution Factor	Batch Number	Prepared or Analyzed	Analyst	Lab
Total/NA	Prep	5035			25549	11/30/11 19:30	LM	TAL NC
Total/NA	Analysis	8260B		1	25774	12/06/11 23:24	TL	TAL NC
Total/NA	Prep	3540C			25426	12/03/11 10:29	AK	TAL NC
Total/NA	Analysis	8270C		10	25817	12/07/11 19:43	JG	TAL NC
Total/NA	Prep	3540C			25425	12/03/11 10:22	AK	TAL NC
Total/NA	Analysis	8082		5	26017	12/08/11 10:45	LH	TAL NC
Total/NA	Prep	3050B			25348	12/02/11 10:39	DE	TAL NC
Total/NA	Analysis	6010B		1	25597	12/05/11 17:02	KC	TAL NC
Total/NA	Prep	7471A			25355	12/02/11 13:40	AS	TAL NC
Total/NA	Analysis	7471A		1	25838	12/06/11 08:55	AS	TAL NC

Client Sample ID: S-017324-112911-TP-123

Lab Sample ID: 240-6361-11

Date Collected: 11/29/11 10:55

Matrix: Solid

Date Received: 11/30/11 16:31

Prep Type	Batch Type	Batch Method	Run	Dilution Factor	Batch Number	Prepared or Analyzed	Analyst	Lab
Total/NA	Analysis	Moisture		1	25269	12/01/11 14:07	CN	TAL NC

Client Sample ID: S-017324-112911-TP-124

Lab Sample ID: 240-6361-12

Date Collected: 11/29/11 11:20

Matrix: Solid

Date Received: 11/30/11 16:31

Percent Solids: 87.2

Prep Type	Batch Type	Batch Method	Run	Dilution Factor	Batch Number	Prepared or Analyzed	Analyst	Lab
Total/NA	Prep	5035			25549	11/30/11 19:30	LM	TAL NC
Total/NA	Analysis	8260B		1	25774	12/06/11 23:45	TL	TAL NC
Total/NA	Prep	3540C			25426	12/03/11 10:29	AK	TAL NC
Total/NA	Analysis	8270C		1	25817	12/07/11 17:55	JG	TAL NC
Total/NA	Prep	3050B			25348	12/02/11 10:39	DE	TAL NC
Total/NA	Analysis	6010B		1	25597	12/05/11 17:09	KC	TAL NC
Total/NA	Prep	7471A			25355	12/02/11 13:40	AS	TAL NC
Total/NA	Analysis	7471A		1	25838	12/06/11 08:56	AS	TAL NC
Total/NA	Analysis	Moisture		1	25269	12/01/11 14:07	CN	TAL NC

Client Sample ID: S-017324-112911-TP-125

Lab Sample ID: 240-6361-13

Date Collected: 11/29/11 11:30

Matrix: Solid

Date Received: 11/30/11 16:31

Percent Solids: 88.2

Prep Type	Batch Type	Batch Method	Run	Dilution Factor	Batch Number	Prepared or Analyzed	Analyst	Lab
Total/NA	Prep	5035			25549	11/30/11 19:30	LM	TAL NC
Total/NA	Analysis	8260B		1	25774	12/07/11 00:07	TL	TAL NC
Total/NA	Prep	3540C			25426	12/03/11 10:29	AK	TAL NC
Total/NA	Analysis	8270C		1	25817	12/07/11 18:13	JG	TAL NC
Total/NA	Prep	3050B			25348	12/02/11 10:39	DE	TAL NC
Total/NA	Analysis	6010B		1	25597	12/05/11 17:15	KC	TAL NC
Total/NA	Prep	7471A			25355	12/02/11 13:40	AS	TAL NC
Total/NA	Analysis	7471A		1	25838	12/06/11 08:58	AS	TAL NC
Total/NA	Analysis	Moisture		1	25269	12/01/11 14:07	CN	TAL NC

Client Sample ID: S-017324-112911-TP-126

Lab Sample ID: 240-6361-14

Date Collected: 11/29/11 11:50

Matrix: Solid

Date Received: 11/30/11 16:31

Percent Solids: 79.3

Prep Type	Batch Type	Batch Method	Run	Dilution Factor	Batch Number	Prepared or Analyzed	Analyst	Lab
Total/NA	Prep	5035			25549	11/30/11 19:30	LM	TAL NC
Total/NA	Analysis	8260B		1	25774	12/07/11 00:28	TL	TAL NC
Total/NA	Prep	3540C			25426	12/03/11 10:29	AK	TAL NC
Total/NA	Analysis	8270C		1	25817	12/07/11 18:31	JG	TAL NC
Total/NA	Prep	3050B			25348	12/02/11 10:39	DE	TAL NC
Total/NA	Analysis	6010B		1	25597	12/05/11 17:21	KC	TAL NC
Total/NA	Prep	7471A			25355	12/02/11 13:40	AS	TAL NC

Client Sample ID: S-017324-112911-TP-126

Lab Sample ID: 240-6361-14

Date Collected: 11/29/11 11:50

Matrix: Solid

Date Received: 11/30/11 16:31

Percent Solids: 79.3

Prep Type	Batch Type	Batch Method	Run	Dilution Factor	Batch Number	Prepared or Analyzed	Analyst	Lab
Total/NA	Analysis	7471A		1	25838	12/06/11 08:59	AS	TAL NC
Total/NA	Analysis	Moisture		1	25269	12/01/11 14:07	CN	TAL NC

Client Sample ID: S-017324-112911-TP-127

Lab Sample ID: 240-6361-15

Date Collected: 11/29/11 12:00

Matrix: Solid

Date Received: 11/30/11 16:31

Percent Solids: 89.0

Prep Type	Batch Type	Batch Method	Run	Dilution Factor	Batch Number	Prepared or Analyzed	Analyst	Lab
Total/NA	Prep	5035			25549	11/30/11 19:30	LM	TAL NC
Total/NA	Analysis	8260B		1	25774	12/07/11 00:49	TL	TAL NC
Total/NA	Prep	3540C			25426	12/03/11 10:29	AK	TAL NC
Total/NA	Analysis	8270C		1	25817	12/07/11 18:49	JG	TAL NC
Total/NA	Prep	3050B			25348	12/02/11 10:39	DE	TAL NC
Total/NA	Analysis	6010B		1	25597	12/05/11 17:27	KC	TAL NC
Total/NA	Prep	7471A			25355	12/02/11 13:40	AS	TAL NC
Total/NA	Analysis	7471A		1	25838	12/06/11 09:00	AS	TAL NC
Total/NA	Analysis	Moisture		1	25269	12/01/11 14:07	CN	TAL NC

Client Sample ID: S-017324-112911-TP-128

Lab Sample ID: 240-6361-16

Date Collected: 11/29/11 12:20

Matrix: Solid

Date Received: 11/30/11 16:31

Percent Solids: 93.8

Prep Type	Batch Type	Batch Method	Run	Dilution Factor	Batch Number	Prepared or Analyzed	Analyst	Lab
Total/NA	Prep	5035			25445	12/03/11 21:44	LM	TAL NC
Total/NA	Analysis	8260B		1	26056	12/08/11 15:11	SM	TAL NC
Total/NA	Prep	3540C			25426	12/03/11 10:29	AK	TAL NC
Total/NA	Analysis	8270C		50	25817	12/07/11 20:02	JG	TAL NC
Total/NA	Prep	3050B			25348	12/02/11 10:39	DE	TAL NC
Total/NA	Analysis	6010B		1	25597	12/05/11 17:33	KC	TAL NC
Total/NA	Prep	7471A			25355	12/02/11 13:40	AS	TAL NC
Total/NA	Analysis	7471A		1	25838	12/06/11 09:02	AS	TAL NC
Total/NA	Analysis	Moisture		1	25269	12/01/11 14:07	CN	TAL NC

Client Sample ID: S-017324-112911-TP-129

Lab Sample ID: 240-6361-17

Date Collected: 11/29/11 12:40

Matrix: Solid

Date Received: 11/30/11 16:31

Percent Solids: 89.7

Prep Type	Batch Type	Batch Method	Run	Dilution Factor	Batch Number	Prepared or Analyzed	Analyst	Lab
Total/NA	Prep	5035			25445	12/03/11 21:44	LM	TAL NC
Total/NA	Analysis	8260B		33.333	26056	12/08/11 16:15	SM	TAL NC
Total/NA	Prep	3540C			25426	12/03/11 10:29	AK	TAL NC
Total/NA	Analysis	8270C		4	25817	12/07/11 20:20	JG	TAL NC
Total/NA	Prep	3050B			25348	12/02/11 10:39	DE	TAL NC
Total/NA	Analysis	6010B		1	25597	12/05/11 17:39	KC	TAL NC

Client Sample ID: S-017324-112911-TP-129

Lab Sample ID: 240-6361-17

Date Collected: 11/29/11 12:40

Matrix: Solid

Date Received: 11/30/11 16:31

Percent Solids: 89.7

Prep Type	Batch Type	Batch Method	Run	Dilution Factor	Batch Number	Prepared or Analyzed	Analyst	Lab
Total/NA	Prep	7471A			25355	12/02/11 13:40	AS	TAL NC
Total/NA	Analysis	7471A		1	25838	12/06/11 09:03	AS	TAL NC
Total/NA	Analysis	Moisture		1	25269	12/01/11 14:07	CN	TAL NC

Client Sample ID: S-017324-112911-TP-130

Lab Sample ID: 240-6361-18

Date Collected: 11/29/11 14:00

Matrix: Solid

Date Received: 11/30/11 16:31

Percent Solids: 87.8

Prep Type	Batch Type	Batch Method	Run	Dilution Factor	Batch Number	Prepared or Analyzed	Analyst	Lab
Total/NA	Prep	5035			25445	12/03/11 21:44	LM	TAL NC
Total/NA	Analysis	8260B		1	26056	12/08/11 15:32	SM	TAL NC
Total/NA	Prep	3540C			25426	12/03/11 10:29	AK	TAL NC
Total/NA	Analysis	8270C		1	25817	12/07/11 19:07	JG	TAL NC
Total/NA	Prep	3050B			25348	12/02/11 10:39	DE	TAL NC
Total/NA	Analysis	6010B		1	25597	12/05/11 17:46	KC	TAL NC
Total/NA	Prep	7471A			25355	12/02/11 13:40	AS	TAL NC
Total/NA	Analysis	7471A		1	25838	12/06/11 09:04	AS	TAL NC
Total/NA	Analysis	Moisture		1	25269	12/01/11 14:07	CN	TAL NC

Client Sample ID: S-017324-112911-TP-131

Lab Sample ID: 240-6361-19

Date Collected: 11/29/11 14:10

Matrix: Solid

Date Received: 11/30/11 16:31

Percent Solids: 85.2

Prep Type	Batch Type	Batch Method	Run	Dilution Factor	Batch Number	Prepared or Analyzed	Analyst	Lab
Total/NA	Prep	5035			25445	12/03/11 21:44	LM	TAL NC
Total/NA	Analysis	8260B		1	26056	12/08/11 15:53	SM	TAL NC
Total/NA	Prep	3540C			25426	12/03/11 10:29	AK	TAL NC
Total/NA	Analysis	8270C		1	25817	12/07/11 16:43	JG	TAL NC
Total/NA	Prep	3050B			25348	12/02/11 10:39	DE	TAL NC
Total/NA	Analysis	6010B		1	25597	12/05/11 17:52	KC	TAL NC
Total/NA	Prep	7471A			25355	12/02/11 13:40	AS	TAL NC
Total/NA	Analysis	7471A		1	25838	12/06/11 09:05	AS	TAL NC
Total/NA	Analysis	Moisture		1	25269	12/01/11 14:07	CN	TAL NC

Client Sample ID: S-017324-112911-TP-132

Lab Sample ID: 240-6361-20

Date Collected: 11/29/11 14:55

Matrix: Solid

Date Received: 11/30/11 16:31

Percent Solids: 86.7

Prep Type	Batch Type	Batch Method	Run	Dilution Factor	Batch Number	Prepared or Analyzed	Analyst	Lab
Total/NA	Prep	5035			25549	11/30/11 19:30	LM	TAL NC
Total/NA	Analysis	8260B		1	25774	12/07/11 01:10	TL	TAL NC
Total/NA	Prep	3540C			25426	12/03/11 10:29	AK	TAL NC
Total/NA	Analysis	8270C		1	25817	12/07/11 17:01	JG	TAL NC
Total/NA	Prep	3540C			25425	12/03/11 10:22	AK	TAL NC

Client Sample ID: S-017324-112911-TP-132

Lab Sample ID: 240-6361-20

Date Collected: 11/29/11 14:55

Matrix: Solid

Date Received: 11/30/11 16:31

Percent Solids: 86.7

Prep Type	Batch Type	Batch Method	Run	Dilution Factor	Batch Number	Prepared or Analyzed	Analyst	Lab
Total/NA	Analysis	8082		1	25875	12/08/11 06:43	LH	TAL NC
Total/NA	Prep	3050B			25348	12/02/11 10:39	DE	TAL NC
Total/NA	Analysis	6010B		1	25597	12/05/11 17:58	KC	TAL NC
Total/NA	Prep	7471A			25355	12/02/11 13:40	AS	TAL NC
Total/NA	Analysis	7471A		1	25838	12/06/11 09:09	AS	TAL NC
Total/NA	Analysis	Moisture		1	25269	12/01/11 14:07	CN	TAL NC

Client Sample ID: S-017324-112911-TP-133

Lab Sample ID: 240-6361-21

Date Collected: 11/29/11 15:05

Matrix: Solid

Date Received: 11/30/11 16:31

Percent Solids: 74.5

Prep Type	Batch Type	Batch Method	Run	Dilution Factor	Batch Number	Prepared or Analyzed	Analyst	Lab
Total/NA	Prep	5035			25549	11/30/11 19:30	LM	TAL NC
Total/NA	Analysis	8260B		1	25774	12/07/11 01:32	TL	TAL NC
Total/NA	Prep	3540C			25532	12/05/11 10:53	SE	TAL NC
Total/NA	Analysis	8270C		1	25784	12/07/11 10:17	TH	TAL NC
Total/NA	Prep	3540C			25425	12/03/11 10:22	AK	TAL NC
Total/NA	Analysis	8082		1	25875	12/08/11 06:58	LH	TAL NC
Total/NA	Prep	3050B			25348	12/02/11 10:39	DE	TAL NC
Total/NA	Analysis	6010B		1	25597	12/05/11 18:16	KC	TAL NC
Total/NA	Prep	7471A			25355	12/02/11 13:40	AS	TAL NC
Total/NA	Analysis	7471A		1	25838	12/06/11 09:10	AS	TAL NC
Total/NA	Analysis	Moisture		1	25269	12/01/11 14:07	CN	TAL NC

Client Sample ID: S-017324-112911-TP-134

Lab Sample ID: 240-6361-22

Date Collected: 11/29/11 15:25

Matrix: Solid

Date Received: 11/30/11 16:31

Percent Solids: 90.9

Prep Type	Batch Type	Batch Method	Run	Dilution Factor	Batch Number	Prepared or Analyzed	Analyst	Lab
Total/NA	Prep	5035			25549	11/30/11 19:30	LM	TAL NC
Total/NA	Analysis	8260B		1	25774	12/07/11 01:53	TL	TAL NC
Total/NA	Prep	3540C			25532	12/05/11 10:53	SE	TAL NC
Total/NA	Analysis	8270C		1	25784	12/07/11 10:34	TH	TAL NC
Total/NA	Prep	3540C			25425	12/03/11 10:22	AK	TAL NC
Total/NA	Analysis	8082		1	25875	12/08/11 07:13	LH	TAL NC
Total/NA	Prep	3050B			25348	12/02/11 10:39	DE	TAL NC
Total/NA	Analysis	6010B		1	25597	12/05/11 18:23	KC	TAL NC
Total/NA	Prep	7471A			25355	12/02/11 13:40	AS	TAL NC
Total/NA	Analysis	7471A		1	25838	12/06/11 09:12	AS	TAL NC
Total/NA	Analysis	Moisture		1	25269	12/01/11 14:07	CN	TAL NC

Client Sample ID: S-017324-112911-TP-135

Lab Sample ID: 240-6361-23

Date Collected: 11/29/11 15:35

Matrix: Solid

Date Received: 11/30/11 16:31

Percent Solids: 81.2

Prep Type	Batch Type	Batch Method	Run	Dilution Factor	Batch Number	Prepared or Analyzed	Analyst	Lab
Total/NA	Prep	5035			25549	11/30/11 19:30	LM	TAL NC
Total/NA	Analysis	8260B		1	25950	12/08/11 04:43	TL	TAL NC
Total/NA	Prep	3540C			25532	12/05/11 10:53	SE	TAL NC
Total/NA	Analysis	8270C		50	25784	12/07/11 11:07	TH	TAL NC
Total/NA	Prep	3540C			25425	12/03/11 10:22	AK	TAL NC
Total/NA	Analysis	8082		10	26017	12/08/11 11:00	LH	TAL NC
Total/NA	Prep	3050B			25348	12/02/11 10:39	DE	TAL NC
Total/NA	Analysis	6010B		1	25597	12/05/11 18:29	KC	TAL NC
Total/NA	Prep	7471A			25355	12/02/11 13:40	AS	TAL NC
Total/NA	Analysis	7471A		1	25838	12/06/11 09:13	AS	TAL NC
Total/NA	Analysis	Moisture		1	25269	12/01/11 14:07	CN	TAL NC

Client Sample ID: S-017324-112911-TP-136

Lab Sample ID: 240-6361-24

Date Collected: 11/29/11 15:45

Matrix: Solid

Date Received: 11/30/11 16:31

Percent Solids: 88.7

Prep Type	Batch Type	Batch Method	Run	Dilution Factor	Batch Number	Prepared or Analyzed	Analyst	Lab
Total/NA	Prep	5035			25549	11/30/11 19:30	LM	TAL NC
Total/NA	Analysis	8260B		1	25950	12/08/11 04:21	TL	TAL NC
Total/NA	Prep	3540C			25532	12/05/11 10:53	SE	TAL NC
Total/NA	Analysis	8270C		1	25784	12/07/11 10:50	TH	TAL NC
Total/NA	Prep	3540C			25425	12/03/11 10:22	AK	TAL NC
Total/NA	Analysis	8082		1	25875	12/08/11 07:43	LH	TAL NC
Total/NA	Prep	3050B			25348	12/02/11 10:39	DE	TAL NC
Total/NA	Analysis	6010B		1	25597	12/05/11 18:35	KC	TAL NC
Total/NA	Analysis	6010B		1	25597	12/06/11 05:07	KC	TAL NC
Total/NA	Prep	7471A			25355	12/02/11 13:40	AS	TAL NC
Total/NA	Analysis	7471A		1	25838	12/06/11 09:14	AS	TAL NC
Total/NA	Analysis	Moisture		1	25269	12/01/11 14:07	CN	TAL NC

Laboratory References:

TAL NC = TestAmerica North Canton, 4101 Shuffel Street NW, North Canton, OH 44720, TEL (330)497-9396

Certification Summary

Client: Conestoga-Rovers & Associates, Inc.
Project/Site: 17324-T07, RACER Former MTM

TestAmerica Job ID: 240-6361-1

Laboratory	Authority	Program	EPA Region	Certification ID
TestAmerica North Canton	ACLASS	DoD ELAP		ADE-1437
TestAmerica North Canton	California	NELAC	9	01144CA
TestAmerica North Canton	Connecticut	State Program	1	PH-0590
TestAmerica North Canton	Florida	NELAC	4	E87225
TestAmerica North Canton	Georgia	Georgia EPD	4	N/A
TestAmerica North Canton	Illinois	NELAC	5	200004
TestAmerica North Canton	Kansas	NELAC	7	E-10336
TestAmerica North Canton	Kentucky	State Program	4	58
TestAmerica North Canton	Minnesota	NELAC	5	039-999-348
TestAmerica North Canton	Nevada	State Program	9	OH-000482008A
TestAmerica North Canton	New Jersey	NELAC	2	OH001
TestAmerica North Canton	New York	NELAC	2	10975
TestAmerica North Canton	Ohio	OVAP	5	CL0024
TestAmerica North Canton	Pennsylvania	NELAC	3	68-00340
TestAmerica North Canton	USDA	USDA		P330-11-00328
TestAmerica North Canton	Virginia	NELAC Secondary AB	3	460175
TestAmerica North Canton	West Virginia	West Virginia DEP	3	210
TestAmerica North Canton	Wisconsin	State Program	5	999518190

Accreditation may not be offered or required for all methods and analytes reported in this package. Please contact your project manager for the laboratory's current list of certified methods and analytes.

CONESTOGA-ROVERS & ASSOCIATES
6520 Corporate Drive
Indianapolis, Indiana 46278
(317) 291-7007 phone
(317) 328-2666 fax

CHAIN-OF-CUSTODY RECORD

SHIPPED TO (Laboratory Name): TA- North Canton, OH

REFERENCE NUMBER: 017324-T07

PROJECT NAME: MTM

SAMPLER'S SIGNATURE: _____ **PRINTED NAME:** Tim Pranger

SEQ. No.	DATE	TIME	SAMPLE IDENTIFICATION No.	SAMPLE MATRIX	No. OF CONTAINERS	PARAMETERS: TCL SVOC	TCL PCB	TAL Metals	REMARKS
1	11/29/11	810	S-017324-112911-TP-113	So.	2	X	X	X	
2		815	-114		2	X	X	X	
3		830	-115		2	X	X	X	
4		855	-116		4	X	X	X	MS/MSD
5		920	-117		2	X	X	X	
6		945	-118		2	X	X	X	
7		955	-119		2	X	X	X	
8		1015	-120		2	X	X	X	
9		1025	-121		2	X	X	X	
10		1035	-122		2	X	X	X	
11		1055	-123		2	X	X	X	
12		1120	-124		2	X		X	
13		1130	-125		2	X		X	
14		1150	-126		2	X		X	
15	11/29/11	1200	S-017324-112911-TP-127	So.	2	X		X	
			TOTAL NUMBER OF CONTAINERS		32				

RELINQUISHED BY: ① _____	DATE: 11/29/11 TIME: 1830	RECEIVED BY: ② _____	DATE: TIME:
RELINQUISHED BY: ② _____	DATE: TIME:	RECEIVED BY: ③ _____	DATE: TIME:
RELINQUISHED BY: ③ _____	DATE: TIME:	RECEIVED BY: ④ _____	DATE: TIME:

METHOD OF SHIPMENT: FedEx **TRACKING No.** 8754 2216 6316

White -Fully Executed Copy
Yellow -Receiving Laboratory Copy
Pink -Shipper Copy
Goldenrod -Sampler Copy

SAMPLE TEAM: T. Pranger

RECEIVED FOR LABORATORY BY: _____ DATE: 30 NOV 11 TIME: 1000

TEST 2695 AMERICA

400001-00(SOURCE)GN-CO007

12/14/2011

CONESTOGA-ROVERS & ASSOCIATES
6520 Corporate Drive
Indianapolis, Indiana 46278
(317) 291-7007 phone
(317) 328-2666 fax

SHIPPED TO (Laboratory Name): TA - North Canton, OH

REFERENCE NUMBER: 017324-T07

PROJECT NAME: MTM

CHAIN-OF-CUSTODY RECORD

SAMPLER'S SIGNATURE: _____ **PRINTED NAME:** Tim Ranger

SEQ. No.	DATE	TIME	SAMPLE IDENTIFICATION No.	SAMPLE MATRIX	No. OF CONTAINERS	PARAMETERS: TCL SVOC	TCL PCB	TAL Metals	REMARKS
1	11/29/11	1220	S-017324-112911-TP-128	Soil	2	X		X	
2		1240	-129		2	X		X	
3		1400	-130		2	X		X	
4		1410	-131		2	X		X	
5		1455	-132		2	X	X	X	
6		1505	-133		2	X	X	X	
7		1525	-134		2	X	X	X	
8		1535	-135		2	X	X	X	
9	11/29/11	1545	S-017324-112911-TP-136	Soil	2	X	X	X	
			TOTAL NUMBER OF CONTAINERS		18				

RELINQUISHED BY: ① Tim Ranger	DATE: 11/29/11 TIME: 1830	RECEIVED BY: ②	DATE: TIME:
RELINQUISHED BY: ②	DATE: TIME:	RECEIVED BY: ③	DATE: TIME:
RELINQUISHED BY: ③	DATE: TIME:	RECEIVED BY: ④	DATE: TIME:

METHOD OF SHIPMENT: FedEx **TRACKING No.** 8754 2216 6311

White -Fully Executed Copy
Yellow -Receiving Laboratory Copy
Pink -Shipper Copy
Goldenrod -Sampler Copy

SAMPLE TEAM: Tim Ranger

RECEIVED FOR LABORATORY BY: Matthew [illegible] DATE: 30 NOV 11 TIME: 1000

TEST 2696 AMERICA

400001-00(SOURCE)GN-CO007

12/14/2011

CONESTOGA-ROVERS & ASSOCIATES
6520 Corporate Drive
Indianapolis, Indiana 46278
(317) 291-7007 phone
(317) 328-2666 fax

SHIPPED TO (Laboratory Name): TA - North Canton, OH

REFERENCE NUMBER: 017324-T07

PROJECT NAME: MTM

CHAIN-OF-CUSTODY RECORD

SAMPLER'S SIGNATURE: [signature] **PRINTED NAME:** T. Franger

SEQ. No.	DATE	TIME	SAMPLE IDENTIFICATION No.	SAMPLE MATRIX	No. OF CONTAINERS	PARAMETERS: TCLVOC	REMARKS
1	11/29/14	1130	S-017324-112914-TP-125	Soil	4	X	
2		1150	-126		4	X	
3		1200	-127		4	X	
4		1220	-128		4	X	
5		1240	-129		4	X	
6		1400	-130		4	X	
7		1410	-131		4	X	
8		1455	-132		4	X	
9		1505	-133		4	X	
10		1525	-134		4	X	
11		1535	-135		4	X	
12	11/29/14	1545	S-017324-112914-TP-136	Soil	4	X	
TOTAL NUMBER OF CONTAINERS					48		

RELINQUISHED BY: ① [signature]	DATE: 11/29/14 TIME: 1830	RECEIVED BY: ②	DATE: TIME:
RELINQUISHED BY: ②	DATE: TIME:	RECEIVED BY: ③	DATE: TIME:
RELINQUISHED BY: ③	DATE: TIME:	RECEIVED BY: ④	DATE: TIME:

METHOD OF SHIPMENT: FedEx **TRACKING No.** 8754 2216 6311

White -Fully Executed Copy
Yellow -Receiving Laboratory Copy
Pink -Shipper Copy
Goldenrod -Sampler Copy

SAMPLE TEAM: T. Franger

RECEIVED FOR LABORATORY BY: [signature]
DATE: 30 Nov 2014 TIME: 1000

TEST 2694 AMERICA

400001-00(SOURCE)GN-CO007

CONESTOGA-ROVERS & ASSOCIATES

6520 Corporate Drive
Indianapolis, Indiana 46278
(317) 291-7007 phone
(317) 328-2666 fax

CHAIN-OF-CUSTODY RECORD

SHIPPED TO (Laboratory Name): TA - North Canton, OH

REFERENCE NUMBER: 017324-T07

PROJECT NAME: MTM

SAMPLER'S SIGNATURE: _____ **PRINTED NAME:** ~~017324-T07~~ Tim Prager

SEQ. No.	DATE	TIME	SAMPLE IDENTIFICATION No.	SAMPLE MATRIX	No. OF CONTAINERS	PARAMETERS: TCL VOCs	REMARKS
1	11/29/11	810	S-017324-112911-TP-113	Soil	4	X	
2	↓	815	-114	↓	4	X	
3		830	-115		4	X	
4		855	-116		12	X	MS/MSD
5		920	-117		4	X	
6		945	-118		4	X	
7		955	-119		4	X	
8		1015	-120		4	X	
9		1025	-121		4	X	
10	↓	1035	-122	↓	4	X	
11	11/29/11	1055	S-017324-112911-TP-123	Soil	4	X	
12	11/29/11	1120	S-017324-112911-TP-124	Soil	4	X	
TOTAL NUMBER OF CONTAINERS					64		

RELINQUISHED BY: ① Tim Prager	DATE: 11/29/11 TIME: 1830	RECEIVED BY: ② _____	DATE: TIME:
RELINQUISHED BY: ② _____	DATE: TIME:	RECEIVED BY: ③ _____	DATE: TIME:
RELINQUISHED BY: ③ _____	DATE: TIME:	RECEIVED BY: ④ _____	DATE: TIME:

METHOD OF SHIPMENT: FedEx **TRACKING No.** 8754 2216 6311

White -Fully Executed Copy
Yellow -Receiving Laboratory Copy
Pink -Shipper Copy
Goldenrod -Sampler Copy

SAMPLE TEAM: Tim Prager

RECEIVED FOR LABORATORY BY: _____ DATE: 30 Nov 2011 TIME: 1000

TEST AMERICA 2693

400001-00(SOURCE)GN-CO007

12/14/2011

TestAmerica Cooler Receipt Form/Narrative **Lot Number:** 40341
North Canton Facility

Client CPA Project MTM By: (Signature)
Cooler Received on 30 NOV 2011 Opened on 30 NOV 2011
FedEx UPS DHL FAS Stetson Client Drop Off TestAmerica Courier Other
TestAmerica Cooler # BACK Multiple Coolers Foam Box Client Cooler Other
1. Were custody seals on the outside of the cooler(s)? Yes No Intact? Yes No NA
If YES, Quantity 6 Quantity Unsalvageable
Were custody seals on the outside of cooler(s) signed and dated? Yes No NA
Were custody seals on the bottle(s)? Yes No
If YES, are there any exceptions?
2. Shippers' packing slip attached to the cooler(s)? Yes No
3. Did custody papers accompany the sample(s)? Yes No Relinquished by client? Yes No
4. Were the custody papers signed in the appropriate place? Yes No
5. Packing material used: Bubble Wrap Foam None Other PLASTIC BAG
6. Cooler temperature upon receipt BACK °C See back of form for multiple coolers/temps
METHOD: IR Other
COOLANT: Wet Ice Blue Ice Dry Ice Water None
7. Did all bottles arrive in good condition (Unbroken)? Yes No
8. Could all bottle labels be reconciled with the COC? Yes No
9. Were sample(s) at the correct pH upon receipt? Yes No NA
10. Were correct bottle(s) used for the test(s) indicated? Yes No
11. Were air bubbles >6 mm in any VOA vials? Yes No NA
12. Sufficient quantity received to perform indicated analyses? Yes No
13. Was a trip blank present in the cooler(s)? Yes No Were VOAs on the COC? Yes No
Contacted PM Date by via Verbal Voice Mail Other
Concerning

14. CHAIN OF CUSTODY

The following discrepancies occurred:

15. SAMPLE CONDITION

Sample(s) were received after the recommended holding time had expired.
Sample(s) were received in a broken container.
Sample(s) were received with bubble >6 mm in diameter. (Notify PM)

16. SAMPLE PRESERVATION

Sample(s) were further preserved in Sample Receiving to meet recommended pH level(s). *Nitric Acid Lot# 110410-HNO_3; Sulfuric Acid Lot# 041911-H_2SO_4; Sodium Hydroxide Lot# 121809 -NaOH; Hydrochloric Acid Lot# 041911-HCl; Sodium Hydroxide and Zinc Acetate Lot#* 100108-$(CH_3COO)_2ZN$/NaOH. What time was preservative added to sample(s)?

Client ID	pH	Date	Initials

TestAmerica Cooler Receipt Form/Narrative
North Canton Facility

Client ID	pH	Date	Initials

Cooler #	Temp. °C	Method	Coolant
5202 CLIENT A571	1.4 1.0 0.4	IR	WET ICE

Discrepancies Cont'd:

Login Sample Receipt Checklist

Client: Conestoga-Rovers & Associates, Inc.

Job Number: 240-6361-1

Login Number: 6361

List Source: TestAmerica North Canton

List Number: 1

Creator: Sutek, Nick

Question	Answer	Comment
Radioactivity either was not measured or, if measured, is at or below background	N/A	
The cooler's custody seal, if present, is intact.	True	
The cooler or samples do not appear to have been compromised or tampered with.	True	
Samples were received on ice.	True	
Cooler Temperature is acceptable.	True	
Cooler Temperature is recorded.	True	1.4/1.0/0.4
COC is present.	True	
COC is filled out in ink and legible.	True	
COC is filled out with all pertinent information.	True	
Is the Field Sampler's name present on COC?	True	
There are no discrepancies between the sample IDs on the containers and the COC.	True	
Samples are received within Holding Time.	True	
Sample containers have legible labels.	True	
Containers are not broken or leaking.	True	
Sample collection date/times are provided.	True	
Appropriate sample containers are used.	True	
Sample bottles are completely filled.	True	
Sample Preservation Verified.	True	
There is sufficient vol. for all requested analyses, incl. any requested MS/MSDs	True	
VOA sample vials do not have headspace or bubble is <6mm (1/4") in diameter.	True	
Multiphasic samples are not present.	True	
Samples do not require splitting or compositing.	True	
Residual Chlorine Checked.	N/A	

TestAmerica

THE LEADER IN ENVIRONMENTAL TESTING



ANALYTICAL REPORT

TestAmerica Laboratories, Inc.
TestAmerica North Canton
4101 Shuffel Street NW
North Canton, OH 44720
Tel: (330)497-9396

TestAmerica Job ID: 240-6402-1
Client Project/Site: 17324-T07, RACER Former MTM

For:
Conestoga-Rovers & Associates, Inc.
6520 Corporate Drive
Indianapolis, Indiana 46278

Attn: Mr. Michael Richardson

Denise D Heckler

Authorized for release by:
12/19/2011 4:27:14 PM

Denise Heckler
Project Manager II
denise.heckler@testamericainc.com

LINKS

Review your project results through TotalAccess

Have a Question? Ask The Expert

Visit us at: www.testamericainc.com

This report has been electronically signed and authorized by the signatory. Electronic signature is intended to be the legally binding equivalent of a traditionally handwritten signature.

Results relate only to the items tested and the sample(s) as received by the laboratory.

Table of Contents

Cover Page 1
Table of Contents 2
Definitions/Glossary 3
Case Narrative 5
Method Summary 9
Sample Summary 10
Detection Summary 11
Client Sample Results 18
Surrogate Summary 70
QC Sample Results 73
QC Association Summary 112
Lab Chronicle 119
Certification Summary 126
Chain of Custody 127
Receipt Checklists 134

Qualifiers

GC/MS VOA

Qualifier	Qualifier Description
U	Indicates the analyte was analyzed for but not detected.
*	LCS or LCSD exceeds the control limits
B	Compound was found in the blank and sample.
J	Result is less than the RL but greater than or equal to the MDL and the concentration is an approximate value.
F	MS or MSD exceeds the control limits
F	RPD of the MS and MSD exceeds the control limits
E	Result exceeded calibration range.

GC/MS Semi VOA

Qualifier	Qualifier Description
U	Indicates the analyte was analyzed for but not detected.
J	Result is less than the RL but greater than or equal to the MDL and the concentration is an approximate value.
F	MS or MSD exceeds the control limits
F	RPD of the MS and MSD exceeds the control limits
X	Surrogate is outside control limits

GC VOA

Qualifier	Qualifier Description
U	Indicates the analyte was analyzed for but not detected.
J	Result is less than the RL but greater than or equal to the MDL and the concentration is an approximate value.

GC Semi VOA

Qualifier	Qualifier Description
U	Indicates the analyte was analyzed for but not detected.
B	Compound was found in the blank and sample.
J	Result is less than the RL but greater than or equal to the MDL and the concentration is an approximate value.
E	Result exceeded calibration range.
F	RPD of the MS and MSD exceeds the control limits
F	MS or MSD exceeds the control limits

Metals

Qualifier	Qualifier Description
U	Indicates the analyte was analyzed for but not detected.
B	Compound was found in the blank and sample.
J	Result is less than the RL but greater than or equal to the MDL and the concentration is an approximate value.
^	ICV,CCV,ICB,CCB, ISA, ISB, CRI, CRA, DLCK or MRL standard: Instrument related QC exceeds the control limits.
4	MS, MSD: The analyte present in the original sample is 4 times greater than the matrix spike concentration; therefore, control limits are not applicable.
F	MS or MSD exceeds the control limits

Glossary

Abbreviation	These commonly used abbreviations may or may not be present in this report.
☼	Listed under the "D" column to designate that the result is reported on a dry weight basis
%R	Percent Recovery
CNF	Contains no Free Liquid
DL, RA, RE, IN	Indicates a Dilution, Reanalysis, Re-extraction, or additional Initial metals/anion analysis of the sample
EDL	Estimated Detection Limit
EPA	United States Environmental Protection Agency
MDL	Method Detection Limit
ML	Minimum Level (Dioxin)
ND	Not detected at the reporting limit (or MDL or EDL if shown)
PQL	Practical Quantitation Limit
QC	Quality Control
RL	Reporting Limit

Glossary (Continued)

Abbreviation	These commonly used abbreviations may or may not be present in this report.
RPD	Relative Percent Difference, a measure of the relative difference between two points
TEF	Toxicity Equivalent Factor (Dioxin)
TEQ	Toxicity Equivalent Quotient (Dioxin)

Job ID: 240-6402-1

Laboratory: TestAmerica North Canton

Narrative

CASE NARRATIVE

Client: Conestoga-Rovers & Associates, Inc.

Project: 17324-T07, RACER Former MTM

Report Number: 240-6402-1

With the exceptions noted as flags or footnotes, standard analytical protocols were followed in the analysis of the samples and no problems were encountered or anomalies observed. In addition all laboratory quality control samples were within established control limits, with any exceptions noted below. Each sample was analyzed to achieve the lowest possible reporting limit within the constraints of the method. In some cases, due to interference or analytes present at high concentrations, samples were diluted. For diluted samples, the reporting limits are adjusted relative to the dilution required.

TestAmerica North Canton attests to the validity of the laboratory data generated by TestAmerica facilities reported herein. All analyses performed by TestAmerica facilities were done using established laboratory SOPs that incorporate QA/QC procedures described in the application methods. TestAmerica's operations groups have reviewed the data for compliance with the laboratory QA/QC plan, and data have been found to be compliant with laboratory protocols unless otherwise noted below.

The test results in this report meet all NELAP requirements for parameters for which accreditation is required or available. Any exceptions to NELAP requirements are noted in this report. Pursuant to NELAP, this report may not be reproduced, except in full, without the written approval of the laboratory.

Calculations are performed before rounding to avoid round-off errors in calculated results.

All holding times were met and proper preservation noted for the methods performed on these samples, unless otherwise detailed in the individual sections below.

All solid sample results are reported on an "as received" basis unless otherwise indicated by the presence of a % solids value in the method header.

This laboratory report is confidential and is intended for the sole use of TestAmerica and its client.

RECEIPT

The samples were received on 12/01/2011; the samples arrived in good condition, properly preserved and on ice. The temperature of the coolers at receipt was 1.1, 3.8, 4.2, 4.6C.

VOLATILE ORGANIC COMPOUNDS (GC-MS)

Samples S-017324-113011-TP-137 (240-6402-1), S-017324-113011-TP-138 (240-6402-2), S-017324-113011-TP-139 (240-6402-3), S-017324-113011-TP-140 (240-6402-4), S-017324-113011-TP-141 (240-6402-5) and S-017324-113011-TP-142 (240-6402-6) were analyzed for volatile organic compounds (GC-MS) in accordance with EPA SW-846 Method 8260B. The samples were prepared on 12/01/2011 and analyzed on 12/08/2011 and 12/09/2011.

Several analytes were detected in method blank MB 240-26056/6 at levels that were above the method detection limit but below the reporting limit. The values should be considered estimates, and have been flagged "J". If the associated sample reported a result above the MDL and/or RL, the result has been "B" flagged. 1,2,4-Trichlorobenzene was detected in method blank MB 240-26134/6 at a level that was above the method detection limit but below the reporting limit. The value should be considered an estimate, and has been flagged "J". If the associated sample reported a result above the MDL and/or RL, the result has been "B" flagged. Several analytes were detected in method blank MB 240-26190/6 at levels that were above the method detection limit but below the reporting limit. The values should be considered estimates, and have been flagged "J". If the associated sample reported a result above the MDL and/or RL, the result has been "B" flagged.

Job ID: 240-6402-1 (Continued)

Laboratory: TestAmerica North Canton (Continued)

1,1,2-Trichloro-1,2,2-trifluoroethane, Chloroethane and Cyclohexane failed the recovery criteria high for LCS 240-26056/5.

Several analytes exceeded the rpd limit for the MSD of sample S-017324-113011-TP-140MSD (240-6402-4) in batch 240-26190.

The presence of the '4' qualifier in the data indicates analytes where the concentration in the unspiked sample exceeded four times the spiking amount.

No other difficulties were encountered during the VOCs analyses.

All other quality control parameters were within the acceptance limits.

SEMIVOLATILE ORGANIC COMPOUNDS (GC-MS)

Samples S-017324-113011-TP-137 (240-6402-1), S-017324-113011-TP-138 (240-6402-2), S-017324-113011-TP-139 (240-6402-3), S-017324-113011-TP-140 (240-6402-4), S-017324-113011-TP-141 (240-6402-5), S-017324-113011-TP-142 (240-6402-6), S-017324-113011-TP-143 (240-6402-7), S-017324-113011-TP-146 (240-6402-10), S-017324-113011-TP-147 (240-6402-11), S-017324-113011-TP-148 (240-6402-12), S-017324-113011-TP-151 (240-6402-15), S-017324-113011-TP-152 (240-6402-16), S-017324-113011-TP-153 (240-6402-17), S-017324-113011-TP-154 (240-6402-18), S-017324-113011-TP-156 (240-6402-20), S-017324-113011-TP-157 (240-6402-21), S-017324-113011-TP-159 (240-6402-23), S-017324-113011-TP-160 (240-6402-24) and S-017324-113011-TP-161 (240-6402-25) were analyzed for semivolatile organic compounds (GC-MS) in accordance with EPA SW-846 Method 8270C. The samples were prepared on 12/05/2011, 12/06/2011, 12/07/2011 and 12/09/2011 and analyzed on 12/07/2011, 12/08/2011 and 12/14/2011.

Surrogates are added during the extraction process prior to dilution. When the sample is diluted, surrogate recoveries are diluted out and no corrective action is required.

2,4,6-Tribromophenol (Surr) failed the surrogate recovery criteria low for S-017324-113011-TP-139 (240-6402-3). Reextraction was performed with similar results. The original run is reported.

2,4-Dinitrophenol, 3,3'-Dichlorobenzidine and Hexachlorocyclopentadiene failed the recovery criteria low for the MS/MSD of sample S-017324-113011-TP-154MSD (240-6402-18) in batch 240-26044. 4,6-Dinitro-2-methylphenol exceeded the rpd limit.

2,4-Dinitrophenol, 4,6-Dinitro-2-methylphenol, Hexachlorocyclopentadiene and Pentachlorophenol failed the recovery criteria low for the MS of sample S-017324-113011-TP-140MS (240-6402-4) in batch 240-25784.

Several analytes failed the recovery criteria low for the MSD of sample S-017324-113011-TP-140MSD (240-6402-4) in batch 240-25784.

No other difficulties were encountered during the SVOC analyses.

All other quality control parameters were within the acceptance limits.

GASOLINE RANGE ORGANICS (GRO)

Samples S-017324-113011-TP-143 (240-6402-7), S-017324-113011-TP-146 (240-6402-10), S-017324-113011-TP-147 (240-6402-11), S-017324-113011-TP-148 (240-6402-12), S-017324-113011-TP-151 (240-6402-15), S-017324-113011-TP-152 (240-6402-16), S-017324-113011-TP-153 (240-6402-17), S-017324-113011-TP-154 (240-6402-18), S-017324-113011-TP-156 (240-6402-20), S-017324-113011-TP-157 (240-6402-21), S-017324-113011-TP-159 (240-6402-23), S-017324-113011-TP-160 (240-6402-24) and S-017324-113011-TP-161 (240-6402-25) were analyzed for gasoline range organics (GRO) in accordance with EPA SW-846 Method 8015B - GRO. The samples were prepared on 12/01/2011 and analyzed on 12/09/2011, 12/12/2011, 12/13/2011 and 12/14/2011.

The auto-sampler faulted out before the MS/MSD were analyzed. The samples are reported without an MS/MSD but the LCS met method criteria: S-017324-113011-TP-143 (240-6402-7), S-017324-113011-TP-146 (240-6402-10), S-017324-113011-TP-147 (240-6402-11), S-017324-113011-TP-148 (240-6402-12).

The reference method requires a continuing calibration verification (CCV) to be analyzed every 12 hours. The following samples associated with batch 26418 were analyzed outside this method-defined frequency: S-017324-113011-TP-151 (240-6402-15), S-017324-113011-TP-152 (240-6402-16), S-017324-113011-TP-153 (240-6402-17), S-017324-113011-TP-154 (240-6402-18). The

Job ID: 240-6402-1 (Continued)

Laboratory: TestAmerica North Canton (Continued)

autosampler faulted out overnight and was restarted in the morning with the CCV passing. Due to insufficient volume remaining, the affected samples could not be re-analyzed, and the results have been reported.

No difficulties were encountered during the GRO analyses.

All quality control parameters were within the acceptance limits.

DIESEL RANGE ORGANICS (DRO)

Samples S-017324-113011-TP-146 (240-6402-10), S-017324-113011-TP-147 (240-6402-11), S-017324-113011-TP-148 (240-6402-12), S-017324-113011-TP-151 (240-6402-15), S-017324-113011-TP-152 (240-6402-16), S-017324-113011-TP-153 (240-6402-17), S-017324-113011-TP-154 (240-6402-18), S-017324-113011-TP-156 (240-6402-20), S-017324-113011-TP-157 (240-6402-21), S-017324-113011-TP-159 (240-6402-23), S-017324-113011-TP-160 (240-6402-24) and S-017324-113011-TP-161 (240-6402-25) were analyzed for diesel range organics (DRO) in accordance with EPA SW-846 Method 8015B - DRO. The samples were prepared on 12/05/2011 and analyzed on 12/08/2011.

C20-C34 and Diesel were detected in method blank MB 240-25535/18-A at levels that were above the method detection limit but below the reporting limit. The values should be considered estimates, and have been flagged “J”. If the associated sample reported a result above the MDL and/or RL, the result has been “B” flagged.

Diesel failed the recovery criteria high for the MSD of sample S-017324-113011-TP-154MSD (240-6402-18) in batch 240-25807. Diesel exceeded the rpd limit. The MS/MSD were re-extracted, producing similar results due to homogenization issues. The original results are reported.

No other difficulties were encountered during the DRO analyses.

All other quality control parameters were within the acceptance limits.

POLYCHLORINATED BIPHENYLS (PCBS)

Samples S-017324-113011-TP-137 (240-6402-1), S-017324-113011-TP-138 (240-6402-2), S-017324-113011-TP-139 (240-6402-3), S-017324-113011-TP-140 (240-6402-4), S-017324-113011-TP-141 (240-6402-5), S-017324-113011-TP-142 (240-6402-6) and S-017324-113011-TP-143 (240-6402-7) were analyzed for polychlorinated biphenyls (PCBs) in accordance with EPA SW-846 Method 8082. The samples were prepared on 12/03/2011 and analyzed on 12/07/2011.

All samples required a tetrabutylammonium sulfite (TBA) clean-up to reduce matrix interferences caused by sulfur.

No difficulties were encountered during the PCBs analyses.

All quality control parameters were within the acceptance limits.

TOTAL METALS (ICP)

Samples S-017324-113011-TP-137 (240-6402-1), S-017324-113011-TP-138 (240-6402-2), S-017324-113011-TP-139 (240-6402-3), S-017324-113011-TP-140 (240-6402-4), S-017324-113011-TP-141 (240-6402-5), S-017324-113011-TP-142 (240-6402-6) and S-017324-113011-TP-143 (240-6402-7) were analyzed for total metals (ICP) in accordance with EPA SW-846 Method 6010B. The samples were prepared on 12/05/2011 and analyzed on 12/06/2011 and 12/07/2011.

Several analytes were detected in method blank MB 240-25513/1-A at levels that were above the method detection limit but below the reporting limit. The values should be considered estimates, and have been flagged “J”. If the associated sample reported a result above the MDL and/or RL, the result has been “B” flagged.

Antimony, Magnesium, Manganese and Calcium failed the recovery criteria low for the MS/MSD of sample S-017324-113011-TP-140MS (240-6402-4) in batch 240-25990. Aluminum and Iron failed the recovery criteria high.

Samples S-017324-113011-TP-137 (240-6402-1)[5X], S-017324-113011-TP-138 (240-6402-2)[5X], S-017324-113011-TP-139 (240-6402-3)[5X], S-017324-113011-TP-140 (240-6402-4)[5X], S-017324-113011-TP-141 (240-6402-5)[5X], S-017324-113011-TP-142 (240-6402-6)[5X] and S-017324-113011-TP-143 (240-6402-7)[5X] required dilution prior to analysis. The reporting limits have been

Job ID: 240-6402-1 (Continued)

Laboratory: TestAmerica North Canton (Continued)

adjusted accordingly.

The CCB was greater than or equal to the requested reporting limit for selenium. Since the sample results were below the requested reporting limit, the results were accepted: S-017324-113011-TP-140 (240-6402-4).

No other difficulties were encountered during the metals analyses.

All other quality control parameters were within the acceptance limits.

TOTAL MERCURY

Samples S-017324-113011-TP-137 (240-6402-1), S-017324-113011-TP-138 (240-6402-2), S-017324-113011-TP-139 (240-6402-3), S-017324-113011-TP-140 (240-6402-4), S-017324-113011-TP-141 (240-6402-5), S-017324-113011-TP-142 (240-6402-6) and S-017324-113011-TP-143 (240-6402-7) were analyzed for total mercury in accordance with EPA SW-846 Method 7471A. The samples were prepared on 12/05/2011 and analyzed on 12/06/2011.

No difficulties were encountered during the mercury analyses.

All quality control parameters were within the acceptance limits.

Method Summary

Client: Conestoga-Rovers & Associates, Inc.
Project/Site: 17324-T07, RACER Former MTM

TestAmerica Job ID: 240-6402-1

Method	Method Description	Protocol	Laboratory
8260B	Volatile Organic Compounds (GC/MS)	SW846	TAL NC
8270C	Semivolatile Organic Compounds (GC/MS)	SW846	TAL NC
8015B	Gasoline Range Organics - (GC)	SW846	TAL NC
8015B	Diesel Range Organics (DRO) (GC)	SW846	TAL NC
8082	Polychlorinated Biphenyls (PCBs) by Gas Chromatography	SW846	TAL NC
6010B	Metals (ICP)	SW846	TAL NC
7471A	Mercury (CVAA)	SW846	TAL NC
Moisture	Percent Moisture	EPA	TAL NC

Protocol References:

EPA = US Environmental Protection Agency

SW846 = "Test Methods For Evaluating Solid Waste, Physical/Chemical Methods", Third Edition, November 1986 And Its Updates.

Laboratory References:

TAL NC = TestAmerica North Canton, 4101 Shuffel Street NW, North Canton, OH 44720, TEL (330)497-9396

Sample Summary

Client: Conestoga-Rovers & Associates, Inc.
Project/Site: 17324-T07, RACER Former MTM

TestAmerica Job ID: 240-6402-1

Lab Sample ID	Client Sample ID	Matrix	Collected	Received
240-6402-1	S-017324-113011-TP-137	Solid	11/30/11 09:40	12/01/11 09:20
240-6402-2	S-017324-113011-TP-138	Solid	11/30/11 09:45	12/01/11 09:20
240-6402-3	S-017324-113011-TP-139	Solid	11/30/11 09:55	12/01/11 09:20
240-6402-4	S-017324-113011-TP-140	Solid	11/30/11 10:35	12/01/11 09:20
240-6402-5	S-017324-113011-TP-141	Solid	11/30/11 10:50	12/01/11 09:20
240-6402-6	S-017324-113011-TP-142	Solid	11/30/11 11:00	12/01/11 09:20
240-6402-7	S-017324-113011-TP-143	Solid	11/30/11 11:55	12/01/11 09:20
240-6402-10	S-017324-113011-TP-146	Solid	11/30/11 12:40	12/01/11 09:20
240-6402-11	S-017324-113011-TP-147	Solid	11/30/11 14:10	12/01/11 09:20
240-6402-12	S-017324-113011-TP-148	Solid	11/30/11 14:15	12/01/11 09:20
240-6402-15	S-017324-113011-TP-151	Solid	11/30/11 15:20	12/01/11 09:20
240-6402-16	S-017324-113011-TP-152	Solid	11/30/11 15:25	12/01/11 09:20
240-6402-17	S-017324-113011-TP-153	Solid	11/30/11 15:45	12/01/11 09:20
240-6402-18	S-017324-113011-TP-154	Solid	11/30/11 15:55	12/01/11 09:20
240-6402-20	S-017324-113011-TP-156	Solid	11/30/11 16:50	12/01/11 09:20
240-6402-21	S-017324-113011-TP-157	Solid	11/30/11 17:00	12/01/11 09:20
240-6402-23	S-017324-113011-TP-159	Solid	11/30/11 17:20	12/01/11 09:20
240-6402-24	S-017324-113011-TP-160	Solid	11/30/11 17:30	12/01/11 09:20
240-6402-25	S-017324-113011-TP-161	Solid	11/30/11 17:40	12/01/11 09:20

Client Sample ID: S-017324-113011-TP-137 — Lab Sample ID: 240-6402-1

Analyte	Result	Qualifier	RL	MDL	Unit	Dil Fac	D	Method	Prep Type
Aluminum	3500		15	7.2	mg/Kg	1	☼	6010B	Total/NA
Barium	35	B	15	0.053	mg/Kg	1	☼	6010B	Total/NA
Beryllium	0.19	J	0.38	0.032	mg/Kg	1	☼	6010B	Total/NA
Calcium	120000	B	1900	60	mg/Kg	5	☼	6010B	Total/NA
Cadmium	0.11	J	0.15	0.027	mg/Kg	1	☼	6010B	Total/NA
Cobalt	3.0	J	3.8	0.12	mg/Kg	1	☼	6010B	Total/NA
Chromium	7.0		0.38	0.15	mg/Kg	1	☼	6010B	Total/NA
Copper	10		1.9	0.56	mg/Kg	1	☼	6010B	Total/NA
Iron	8200		7.5	3.7	mg/Kg	1	☼	6010B	Total/NA
Potassium	600	B	380	4.7	mg/Kg	1	☼	6010B	Total/NA
Magnesium	48000	B	1900	19	mg/Kg	5	☼	6010B	Total/NA
Manganese	180		1.1	0.056	mg/Kg	1	☼	6010B	Total/NA
Sodium	110	J	380	50	mg/Kg	1	☼	6010B	Total/NA
Nickel	8.8		3.0	0.20	mg/Kg	1	☼	6010B	Total/NA
Vanadium	10		3.8	0.090	mg/Kg	1	☼	6010B	Total/NA
Zinc	29		1.5	0.75	mg/Kg	1	☼	6010B	Total/NA
Arsenic	4.3		0.75	0.23	mg/Kg	1	☼	6010B	Total/NA
Lead	4.0		0.23	0.14	mg/Kg	1	☼	6010B	Total/NA

Client Sample ID: S-017324-113011-TP-138 — Lab Sample ID: 240-6402-2

Analyte	Result	Qualifier	RL	MDL	Unit	Dil Fac	D	Method	Prep Type
Bis(2-ethylhexyl) phthalate	24	J	55	21	ug/Kg	1	☼	8270C	Total/NA
Aluminum	3200		19	9.3	mg/Kg	1	☼	6010B	Total/NA
Barium	28	B	19	0.069	mg/Kg	1	☼	6010B	Total/NA
Beryllium	0.16	J	0.48	0.042	mg/Kg	1	☼	6010B	Total/NA
Calcium	120000	B	2400	77	mg/Kg	5	☼	6010B	Total/NA
Cadmium	0.11	J	0.19	0.035	mg/Kg	1	☼	6010B	Total/NA
Cobalt	3.5	J	4.8	0.15	mg/Kg	1	☼	6010B	Total/NA
Chromium	5.9		0.48	0.19	mg/Kg	1	☼	6010B	Total/NA
Copper	9.4		2.4	0.72	mg/Kg	1	☼	6010B	Total/NA
Iron	8100		9.7	4.7	mg/Kg	1	☼	6010B	Total/NA
Potassium	720	B	480	6.0	mg/Kg	1	☼	6010B	Total/NA
Magnesium	40000	B	480	4.9	mg/Kg	1	☼	6010B	Total/NA
Manganese	250		1.5	0.072	mg/Kg	1	☼	6010B	Total/NA
Sodium	110	J	480	64	mg/Kg	1	☼	6010B	Total/NA
Nickel	9.6		3.9	0.26	mg/Kg	1	☼	6010B	Total/NA
Vanadium	9.5		4.8	0.12	mg/Kg	1	☼	6010B	Total/NA
Zinc	28		1.9	0.97	mg/Kg	1	☼	6010B	Total/NA
Arsenic	3.7		0.97	0.29	mg/Kg	1	☼	6010B	Total/NA
Lead	4.2		0.29	0.18	mg/Kg	1	☼	6010B	Total/NA
Mercury	0.016	J	0.087	0.013	mg/Kg	1	☼	7471A	Total/NA

Client Sample ID: S-017324-113011-TP-139 — Lab Sample ID: 240-6402-3

Analyte	Result	Qualifier	RL	MDL	Unit	Dil Fac	D	Method	Prep Type
Bis(2-ethylhexyl) phthalate	25	J	56	21	ug/Kg	1	☼	8270C	Total/NA
Aluminum	7600		18	8.8	mg/Kg	1	☼	6010B	Total/NA
Barium	57	B	18	0.065	mg/Kg	1	☼	6010B	Total/NA
Beryllium	0.41	J	0.46	0.039	mg/Kg	1	☼	6010B	Total/NA
Calcium	110000	B	2300	73	mg/Kg	5	☼	6010B	Total/NA
Cadmium	0.12	J	0.18	0.033	mg/Kg	1	☼	6010B	Total/NA
Cobalt	5.8		4.6	0.15	mg/Kg	1	☼	6010B	Total/NA
Chromium	12		0.46	0.18	mg/Kg	1	☼	6010B	Total/NA

Client Sample ID: S-017324-113011-TP-139 (Continued)

Lab Sample ID: 240-6402-3

Analyte	Result	Qualifier	RL	MDL	Unit	Dil Fac	D	Method	Prep Type
Copper	14		2.3	0.68	mg/Kg	1	☼	6010B	Total/NA
Iron	14000		9.1	4.5	mg/Kg	1	☼	6010B	Total/NA
Potassium	1700	B	460	5.7	mg/Kg	1	☼	6010B	Total/NA
Magnesium	39000	B	460	4.7	mg/Kg	1	☼	6010B	Total/NA
Manganese	280		1.4	0.068	mg/Kg	1	☼	6010B	Total/NA
Sodium	120	J	460	60	mg/Kg	1	☼	6010B	Total/NA
Nickel	16		3.7	0.25	mg/Kg	1	☼	6010B	Total/NA
Vanadium	17		4.6	0.11	mg/Kg	1	☼	6010B	Total/NA
Zinc	40		1.8	0.91	mg/Kg	1	☼	6010B	Total/NA
Arsenic	4.7		0.91	0.27	mg/Kg	1	☼	6010B	Total/NA
Lead	6.5		0.27	0.17	mg/Kg	1	☼	6010B	Total/NA

Client Sample ID: S-017324-113011-TP-140

Lab Sample ID: 240-6402-4

Analyte	Result	Qualifier	RL	MDL	Unit	Dil Fac	D	Method	Prep Type
1,2-Dichloroethane	0.58	J	3.0	0.21	ug/Kg	1	☼	8260B	Total/NA
1,2-Dichloroethane	0.29	J	1.7	0.11	ug/Kg	1	☼	8260B	Total/NA
Toluene	0.54	J	3.0	0.16	ug/Kg	1	☼	8260B	Total/NA
Toluene	0.33	J	1.7	0.090	ug/Kg	1	☼	8260B	Total/NA
Methyl acetate	0.63	J	3.3	0.46	ug/Kg	1	☼	8260B	Total/NA
Benzo[a]anthracene	15		7.6	3.7	ug/Kg	1	☼	8270C	Total/NA
Benzo[a]pyrene	8.7		7.6	3.7	ug/Kg	1	☼	8270C	Total/NA
Benzo[b]fluoranthene	16		7.6	3.7	ug/Kg	1	☼	8270C	Total/NA
Benzo[g,h,i]perylene	11		7.6	3.7	ug/Kg	1	☼	8270C	Total/NA
Benzo[k]fluoranthene	7.7		7.6	3.7	ug/Kg	1	☼	8270C	Total/NA
Bis(2-ethylhexyl) phthalate	47	J	57	22	ug/Kg	1	☼	8270C	Total/NA
Chrysene	12		7.6	1.2	ug/Kg	1	☼	8270C	Total/NA
Fluoranthene	18		7.6	3.7	ug/Kg	1	☼	8270C	Total/NA
Indeno[1,2,3-cd]pyrene	8.5		7.6	3.7	ug/Kg	1	☼	8270C	Total/NA
Phenanthrene	10		7.6	3.7	ug/Kg	1	☼	8270C	Total/NA
Pyrene	17		7.6	3.7	ug/Kg	1	☼	8270C	Total/NA
Aroclor-1260	25	J	37	19	ug/Kg	1	☼	8082	Total/NA
Aluminum	2300		21	9.9	mg/Kg	1	☼	6010B	Total/NA
Barium	17	J B	21	0.073	mg/Kg	1	☼	6010B	Total/NA
Beryllium	0.14	J	0.52	0.044	mg/Kg	1	☼	6010B	Total/NA
Calcium	110000	B	2600	83	mg/Kg	5	☼	6010B	Total/NA
Cadmium	0.17	J	0.21	0.037	mg/Kg	1	☼	6010B	Total/NA
Cobalt	3.2	J	5.2	0.17	mg/Kg	1	☼	6010B	Total/NA
Chromium	5.9		0.52	0.21	mg/Kg	1	☼	6010B	Total/NA
Copper	12		2.6	0.76	mg/Kg	1	☼	6010B	Total/NA
Iron	7900		10	5.1	mg/Kg	1	☼	6010B	Total/NA
Potassium	470	J B	520	6.4	mg/Kg	1	☼	6010B	Total/NA
Magnesium	40000	B	520	5.3	mg/Kg	1	☼	6010B	Total/NA
Manganese	310		1.5	0.076	mg/Kg	1	☼	6010B	Total/NA
Sodium	91	J	520	68	mg/Kg	1	☼	6010B	Total/NA
Nickel	9.5		4.1	0.28	mg/Kg	1	☼	6010B	Total/NA
Vanadium	9.0		5.2	0.12	mg/Kg	1	☼	6010B	Total/NA
Zinc	35		2.1	1.0	mg/Kg	1	☼	6010B	Total/NA
Arsenic	5.8		1.0	0.31	mg/Kg	1	☼	6010B	Total/NA
Lead	7.0		0.31	0.20	mg/Kg	1	☼	6010B	Total/NA

Client Sample ID: S-017324-113011-TP-141

Lab Sample ID: 240-6402-5

Client Sample ID: S-017324-113011-TP-141 (Continued)

Lab Sample ID: 240-6402-5

Analyte	Result	Qualifier	RL	MDL	Unit	Dil Fac	D	Method	Prep Type
1,2-Dichloroethane	0.39	J	2.0	0.14	ug/Kg	1	☼	8260B	Total/NA
Bis(2-ethylhexyl) phthalate	33	J	55	21	ug/Kg	1	☼	8270C	Total/NA
Aluminum	5900		18	8.7	mg/Kg	1	☼	6010B	Total/NA
Barium	57	B	18	0.064	mg/Kg	1	☼	6010B	Total/NA
Beryllium	0.39	J	0.45	0.039	mg/Kg	1	☼	6010B	Total/NA
Calcium	110000	B	2300	72	mg/Kg	5	☼	6010B	Total/NA
Cadmium	0.17	J	0.18	0.032	mg/Kg	1	☼	6010B	Total/NA
Cobalt	5.6		4.5	0.14	mg/Kg	1	☼	6010B	Total/NA
Chromium	8.6		0.45	0.18	mg/Kg	1	☼	6010B	Total/NA
Copper	15		2.3	0.67	mg/Kg	1	☼	6010B	Total/NA
Iron	12000		9.0	4.4	mg/Kg	1	☼	6010B	Total/NA
Potassium	1300	B	450	5.6	mg/Kg	1	☼	6010B	Total/NA
Magnesium	40000	B	450	4.6	mg/Kg	1	☼	6010B	Total/NA
Manganese	280		1.4	0.067	mg/Kg	1	☼	6010B	Total/NA
Nickel	15		3.6	0.24	mg/Kg	1	☼	6010B	Total/NA
Vanadium	14		4.5	0.11	mg/Kg	1	☼	6010B	Total/NA
Zinc	43		1.8	0.90	mg/Kg	1	☼	6010B	Total/NA
Arsenic	5.4		0.90	0.27	mg/Kg	1	☼	6010B	Total/NA
Lead	6.8		0.27	0.17	mg/Kg	1	☼	6010B	Total/NA
Mercury	0.015	J	0.087	0.013	mg/Kg	1	☼	7471A	Total/NA

Client Sample ID: S-017324-113011-TP-142

Lab Sample ID: 240-6402-6

Analyte	Result	Qualifier	RL	MDL	Unit	Dil Fac	D	Method	Prep Type
Toluene	0.18	J	2.2	0.12	ug/Kg	1	☼	8260B	Total/NA
1,1,1-Trichloroethane	0.32	J	2.2	0.24	ug/Kg	1	☼	8260B	Total/NA
Benzo[g,h,i]perylene	4.0	J	7.4	3.7	ug/Kg	1	☼	8270C	Total/NA
Bis(2-ethylhexyl) phthalate	28	J	56	21	ug/Kg	1	☼	8270C	Total/NA
Aluminum	8800		21	9.9	mg/Kg	1	☼	6010B	Total/NA
Barium	110	B	21	0.074	mg/Kg	1	☼	6010B	Total/NA
Beryllium	0.47	J	0.52	0.045	mg/Kg	1	☼	6010B	Total/NA
Calcium	88000	B	2600	83	mg/Kg	5	☼	6010B	Total/NA
Cadmium	0.18	J	0.21	0.037	mg/Kg	1	☼	6010B	Total/NA
Cobalt	11		5.2	0.17	mg/Kg	1	☼	6010B	Total/NA
Chromium	15		0.52	0.21	mg/Kg	1	☼	6010B	Total/NA
Copper	18		2.6	0.77	mg/Kg	1	☼	6010B	Total/NA
Iron	18000		10	5.1	mg/Kg	1	☼	6010B	Total/NA
Potassium	1900	B	520	6.4	mg/Kg	1	☼	6010B	Total/NA
Magnesium	24000	B	520	5.3	mg/Kg	1	☼	6010B	Total/NA
Manganese	630		1.6	0.077	mg/Kg	1	☼	6010B	Total/NA
Sodium	79	J	520	68	mg/Kg	1	☼	6010B	Total/NA
Nickel	29		4.1	0.28	mg/Kg	1	☼	6010B	Total/NA
Vanadium	21		5.2	0.12	mg/Kg	1	☼	6010B	Total/NA
Zinc	50		2.1	1.0	mg/Kg	1	☼	6010B	Total/NA
Arsenic	6.5		1.0	0.31	mg/Kg	1	☼	6010B	Total/NA
Lead	8.3		0.31	0.20	mg/Kg	1	☼	6010B	Total/NA
Selenium	0.75		0.52	0.47	mg/Kg	1	☼	6010B	Total/NA
Mercury	0.016	J	0.081	0.012	mg/Kg	1	☼	7471A	Total/NA

Client Sample ID: S-017324-113011-TP-143

Lab Sample ID: 240-6402-7

Analyte	Result	Qualifier	RL	MDL	Unit	Dil Fac	D	Method	Prep Type
2-Methylnaphthalene	71		7.8	3.9	ug/Kg	1	☼	8270C	Total/NA
Acenaphthene	6.4	J	7.8	3.9	ug/Kg	1	☼	8270C	Total/NA

Client Sample ID: S-017324-113011-TP-143 (Continued)

Lab Sample ID: 240-6402-7

Analyte	Result	Qualifier	RL	MDL	Unit	Dil Fac	D	Method	Prep Type
Acenaphthylene	11		7.8	3.9	ug/Kg	1	☼	8270C	Total/NA
Anthracene	11		7.8	3.9	ug/Kg	1	☼	8270C	Total/NA
Benzo[a]anthracene	33		7.8	3.9	ug/Kg	1	☼	8270C	Total/NA
Benzo[a]pyrene	30		7.8	3.9	ug/Kg	1	☼	8270C	Total/NA
Benzo[b]fluoranthene	44		7.8	3.9	ug/Kg	1	☼	8270C	Total/NA
Benzo[g,h,i]perylene	30		7.8	3.9	ug/Kg	1	☼	8270C	Total/NA
Benzo[k]fluoranthene	21		7.8	3.9	ug/Kg	1	☼	8270C	Total/NA
Bis(2-ethylhexyl) phthalate	47	J	58	22	ug/Kg	1	☼	8270C	Total/NA
Chrysene	55		7.8	1.3	ug/Kg	1	☼	8270C	Total/NA
Dibenzofuran	18	J	58	3.9	ug/Kg	1	☼	8270C	Total/NA
Fluoranthene	56		7.8	3.9	ug/Kg	1	☼	8270C	Total/NA
Indeno[1,2,3-cd]pyrene	20		7.8	3.9	ug/Kg	1	☼	8270C	Total/NA
Naphthalene	23		7.8	3.9	ug/Kg	1	☼	8270C	Total/NA
Phenanthrene	77		7.8	3.9	ug/Kg	1	☼	8270C	Total/NA
Pyrene	48		7.8	3.9	ug/Kg	1	☼	8270C	Total/NA
Aroclor-1248	38		38	20	ug/Kg	1	☼	8082	Total/NA
Aluminum	3400		19	9.2	mg/Kg	1	☼	6010B	Total/NA
Barium	30	B	19	0.068	mg/Kg	1	☼	6010B	Total/NA
Beryllium	0.22	J	0.48	0.041	mg/Kg	1	☼	6010B	Total/NA
Calcium	120000	B	2400	77	mg/Kg	5	☼	6010B	Total/NA
Cadmium	0.21		0.19	0.035	mg/Kg	1	☼	6010B	Total/NA
Cobalt	4.0	J	4.8	0.15	mg/Kg	1	☼	6010B	Total/NA
Chromium	8.6		0.48	0.19	mg/Kg	1	☼	6010B	Total/NA
Copper	15		2.4	0.71	mg/Kg	1	☼	6010B	Total/NA
Iron	8800		9.6	4.7	mg/Kg	1	☼	6010B	Total/NA
Potassium	570	B	480	6.0	mg/Kg	1	☼	6010B	Total/NA
Magnesium	38000	B	480	4.9	mg/Kg	1	☼	6010B	Total/NA
Manganese	360		1.4	0.071	mg/Kg	1	☼	6010B	Total/NA
Sodium	75	J	480	63	mg/Kg	1	☼	6010B	Total/NA
Nickel	11		3.8	0.26	mg/Kg	1	☼	6010B	Total/NA
Vanadium	10		4.8	0.12	mg/Kg	1	☼	6010B	Total/NA
Zinc	48		1.9	0.96	mg/Kg	1	☼	6010B	Total/NA
Arsenic	5.8		0.96	0.29	mg/Kg	1	☼	6010B	Total/NA
Lead	31		0.29	0.18	mg/Kg	1	☼	6010B	Total/NA
Mercury	0.035	J	0.097	0.015	mg/Kg	1	☼	7471A	Total/NA

Client Sample ID: S-017324-113011-TP-146

Lab Sample ID: 240-6402-10

Analyte	Result	Qualifier	RL	MDL	Unit	Dil Fac	D	Method	Prep Type
2-Methylnaphthalene	40		7.5	3.7	ug/Kg	1	☼	8270C	Total/NA
Acenaphthene	5.0	J	7.5	3.7	ug/Kg	1	☼	8270C	Total/NA
Acenaphthylene	15		7.5	3.7	ug/Kg	1	☼	8270C	Total/NA
Anthracene	16		7.5	3.7	ug/Kg	1	☼	8270C	Total/NA
Benzo[a]anthracene	33		7.5	3.7	ug/Kg	1	☼	8270C	Total/NA
Benzo[a]pyrene	33		7.5	3.7	ug/Kg	1	☼	8270C	Total/NA
Benzo[b]fluoranthene	47		7.5	3.7	ug/Kg	1	☼	8270C	Total/NA
Benzo[g,h,i]perylene	32		7.5	3.7	ug/Kg	1	☼	8270C	Total/NA
Benzo[k]fluoranthene	23		7.5	3.7	ug/Kg	1	☼	8270C	Total/NA
Bis(2-ethylhexyl) phthalate	62		56	21	ug/Kg	1	☼	8270C	Total/NA
Chrysene	55		7.5	1.2	ug/Kg	1	☼	8270C	Total/NA
Dibenzofuran	13	J	56	3.7	ug/Kg	1	☼	8270C	Total/NA
Fluoranthene	68		7.5	3.7	ug/Kg	1	☼	8270C	Total/NA
Indeno[1,2,3-cd]pyrene	20		7.5	3.7	ug/Kg	1	☼	8270C	Total/NA
Naphthalene	17		7.5	3.7	ug/Kg	1	☼	8270C	Total/NA

Client Sample ID: S-017324-113011-TP-146 (Continued) — Lab Sample ID: 240-6402-10

Analyte	Result	Qualifier	RL	MDL	Unit	Dil Fac	D	Method	Prep Type
Phenanthrene	78		7.5	3.7	ug/Kg	1	☼	8270C	Total/NA
Pyrene	63		7.5	3.7	ug/Kg	1	☼	8270C	Total/NA
C10-C20	140		19	10	mg/Kg	1	☼	8015B	Total/NA
C20-C34	330	B	19	10	mg/Kg	1	☼	8015B	Total/NA

Client Sample ID: S-017324-113011-TP-147 — Lab Sample ID: 240-6402-11

Analyte	Result	Qualifier	RL	MDL	Unit	Dil Fac	D	Method	Prep Type
Bis(2-ethylhexyl) phthalate	24	J	56	21	ug/Kg	1	☼	8270C	Total/NA
Fluoranthene	4.9	J	7.4	3.7	ug/Kg	1	☼	8270C	Total/NA
Phenanthrene	4.4	J	7.4	3.7	ug/Kg	1	☼	8270C	Total/NA

Client Sample ID: S-017324-113011-TP-148 — Lab Sample ID: 240-6402-12

Analyte	Result	Qualifier	RL	MDL	Unit	Dil Fac	D	Method	Prep Type
Bis(2-ethylhexyl) phthalate	22	J	55	21	ug/Kg	1	☼	8270C	Total/NA
C20-C34	13	J B	19	10	mg/Kg	1	☼	8015B	Total/NA

Client Sample ID: S-017324-113011-TP-151 — Lab Sample ID: 240-6402-15

Analyte	Result	Qualifier	RL	MDL	Unit	Dil Fac	D	Method	Prep Type
2-Methylnaphthalene	24		7.2	3.6	ug/Kg	1	☼	8270C	Total/NA
Acenaphthylene	6.6	J	7.2	3.6	ug/Kg	1	☼	8270C	Total/NA
Anthracene	7.2		7.2	3.6	ug/Kg	1	☼	8270C	Total/NA
Benzo[a]anthracene	18		7.2	3.6	ug/Kg	1	☼	8270C	Total/NA
Benzo[a]pyrene	17		7.2	3.6	ug/Kg	1	☼	8270C	Total/NA
Benzo[b]fluoranthene	26		7.2	3.6	ug/Kg	1	☼	8270C	Total/NA
Benzo[g,h,i]perylene	19		7.2	3.6	ug/Kg	1	☼	8270C	Total/NA
Benzo[k]fluoranthene	12		7.2	3.6	ug/Kg	1	☼	8270C	Total/NA
Bis(2-ethylhexyl) phthalate	69		54	21	ug/Kg	1	☼	8270C	Total/NA
Chrysene	28		7.2	1.2	ug/Kg	1	☼	8270C	Total/NA
Dibenzofuran	8.4	J	54	3.6	ug/Kg	1	☼	8270C	Total/NA
Fluoranthene	33		7.2	3.6	ug/Kg	1	☼	8270C	Total/NA
Fluorene	4.3	J	7.2	3.6	ug/Kg	1	☼	8270C	Total/NA
Indeno[1,2,3-cd]pyrene	14		7.2	3.6	ug/Kg	1	☼	8270C	Total/NA
Naphthalene	13		7.2	3.6	ug/Kg	1	☼	8270C	Total/NA
Phenanthrene	35		7.2	3.6	ug/Kg	1	☼	8270C	Total/NA
Pyrene	32		7.2	3.6	ug/Kg	1	☼	8270C	Total/NA
C6-C10	150		64	29	ug/Kg	1	☼	8015B	Total/NA
C10-C20	63		18	10	mg/Kg	1	☼	8015B	Total/NA
C20-C34	120	B	18	10	mg/Kg	1	☼	8015B	Total/NA

Client Sample ID: S-017324-113011-TP-152 — Lab Sample ID: 240-6402-16

Analyte	Result	Qualifier	RL	MDL	Unit	Dil Fac	D	Method	Prep Type
2-Methylnaphthalene	42		7.4	3.6	ug/Kg	1	☼	8270C	Total/NA
Anthracene	8.3		7.4	3.6	ug/Kg	1	☼	8270C	Total/NA
Benzo[a]pyrene	15		7.4	3.6	ug/Kg	1	☼	8270C	Total/NA
Benzo[b]fluoranthene	24		7.4	3.6	ug/Kg	1	☼	8270C	Total/NA
Benzo[g,h,i]perylene	14		7.4	3.6	ug/Kg	1	☼	8270C	Total/NA
Benzo[k]fluoranthene	8.8		7.4	3.6	ug/Kg	1	☼	8270C	Total/NA
Bis(2-ethylhexyl) phthalate	56		55	21	ug/Kg	1	☼	8270C	Total/NA
Dibenzofuran	16	J	55	3.6	ug/Kg	1	☼	8270C	Total/NA
Fluoranthene	56		7.4	3.6	ug/Kg	1	☼	8270C	Total/NA

Client Sample ID: S-017324-113011-TP-152 (Continued) — Lab Sample ID: 240-6402-16

Analyte	Result	Qualifier	RL	MDL	Unit	Dil Fac	D	Method	Prep Type
Fluorene	5.8	J	7.4	3.6	ug/Kg	1	☼	8270C	Total/NA
Naphthalene	21		7.4	3.6	ug/Kg	1	☼	8270C	Total/NA
Phenanthrene	67		7.4	3.6	ug/Kg	1	☼	8270C	Total/NA
Pyrene	51		7.4	3.6	ug/Kg	1	☼	8270C	Total/NA
C6-C10	120		38	18	ug/Kg	1	☼	8015B	Total/NA
C10-C20	56		18	10	mg/Kg	1	☼	8015B	Total/NA
C20-C34	130	B	18	10	mg/Kg	1	☼	8015B	Total/NA

Client Sample ID: S-017324-113011-TP-153 — Lab Sample ID: 240-6402-17

Analyte	Result	Qualifier	RL	MDL	Unit	Dil Fac	D	Method	Prep Type
2-Methylnaphthalene	24		7.5	3.7	ug/Kg	1	☼	8270C	Total/NA
Anthracene	7.4	J	7.5	3.7	ug/Kg	1	☼	8270C	Total/NA
Benzo[a]anthracene	27		7.5	3.7	ug/Kg	1	☼	8270C	Total/NA
Benzo[a]pyrene	21		7.5	3.7	ug/Kg	1	☼	8270C	Total/NA
Benzo[b]fluoranthene	32		7.5	3.7	ug/Kg	1	☼	8270C	Total/NA
Benzo[g,h,i]perylene	16		7.5	3.7	ug/Kg	1	☼	8270C	Total/NA
Benzo[k]fluoranthene	15		7.5	3.7	ug/Kg	1	☼	8270C	Total/NA
Bis(2-ethylhexyl) phthalate	39	J	56	21	ug/Kg	1	☼	8270C	Total/NA
Chrysene	31		7.5	1.2	ug/Kg	1	☼	8270C	Total/NA
Dibenzofuran	10	J	56	3.7	ug/Kg	1	☼	8270C	Total/NA
Fluoranthene	50		7.5	3.7	ug/Kg	1	☼	8270C	Total/NA
Fluorene	8.8		7.5	3.7	ug/Kg	1	☼	8270C	Total/NA
Indeno[1,2,3-cd]pyrene	12		7.5	3.7	ug/Kg	1	☼	8270C	Total/NA
Naphthalene	12		7.5	3.7	ug/Kg	1	☼	8270C	Total/NA
Phenanthrene	60		7.5	3.7	ug/Kg	1	☼	8270C	Total/NA
Pyrene	33		7.5	3.7	ug/Kg	1	☼	8270C	Total/NA
C6-C10	130		65	30	ug/Kg	1	☼	8015B	Total/NA
C10-C20	11	J	19	10	mg/Kg	1	☼	8015B	Total/NA
C20-C34	29	B	19	10	mg/Kg	1	☼	8015B	Total/NA

Client Sample ID: S-017324-113011-TP-154 — Lab Sample ID: 240-6402-18

Analyte	Result	Qualifier	RL	MDL	Unit	Dil Fac	D	Method	Prep Type
C6-C10	62		39	18	ug/Kg	1	☼	8015B	Total/NA

Client Sample ID: S-017324-113011-TP-156 — Lab Sample ID: 240-6402-20

Analyte	Result	Qualifier	RL	MDL	Unit	Dil Fac	D	Method	Prep Type
C6-C10	17	J	38	17	ug/Kg	1	☼	8015B	Total/NA

Client Sample ID: S-017324-113011-TP-157 — Lab Sample ID: 240-6402-21

Analyte	Result	Qualifier	RL	MDL	Unit	Dil Fac	D	Method	Prep Type
2-Methylnaphthalene	86		7.1	3.5	ug/Kg	1	☼	8270C	Total/NA
Acenaphthene	7.8		7.1	3.5	ug/Kg	1	☼	8270C	Total/NA
Acenaphthylene	11		7.1	3.5	ug/Kg	1	☼	8270C	Total/NA
Anthracene	16		7.1	3.5	ug/Kg	1	☼	8270C	Total/NA
Benzo[a]anthracene	45		7.1	3.5	ug/Kg	1	☼	8270C	Total/NA
Benzo[a]pyrene	34		7.1	3.5	ug/Kg	1	☼	8270C	Total/NA
Benzo[b]fluoranthene	51		7.1	3.5	ug/Kg	1	☼	8270C	Total/NA
Benzo[g,h,i]perylene	29		7.1	3.5	ug/Kg	1	☼	8270C	Total/NA
Benzo[k]fluoranthene	19		7.1	3.5	ug/Kg	1	☼	8270C	Total/NA
Bis(2-ethylhexyl) phthalate	57		53	20	ug/Kg	1	☼	8270C	Total/NA

Client Sample ID: S-017324-113011-TP-157 (Continued) — Lab Sample ID: 240-6402-21

Analyte	Result	Qualifier	RL	MDL	Unit	Dil Fac	D	Method	Prep Type
Chrysene	63		7.1	1.2	ug/Kg	1	☼	8270C	Total/NA
Dibenzofuran	25	J	53	3.5	ug/Kg	1	☼	8270C	Total/NA
Fluoranthene	86		7.1	3.5	ug/Kg	1	☼	8270C	Total/NA
Indeno[1,2,3-cd]pyrene	19		7.1	3.5	ug/Kg	1	☼	8270C	Total/NA
Naphthalene	35		7.1	3.5	ug/Kg	1	☼	8270C	Total/NA
Phenanthrene	84		7.1	3.5	ug/Kg	1	☼	8270C	Total/NA
Pyrene	75		7.1	3.5	ug/Kg	1	☼	8270C	Total/NA
C6-C10	98		59	27	ug/Kg	1	☼	8015B	Total/NA
C10-C20	81		18	9.8	mg/Kg	1	☼	8015B	Total/NA
C20-C34	150	B	18	9.8	mg/Kg	1	☼	8015B	Total/NA

Client Sample ID: S-017324-113011-TP-159 — Lab Sample ID: 240-6402-23

Analyte	Result	Qualifier	RL	MDL	Unit	Dil Fac	D	Method	Prep Type
Bis(2-ethylhexyl) phthalate	29	J	61	23	ug/Kg	1	☼	8270C	Total/NA
C6-C10	56		55	25	ug/Kg	1	☼	8015B	Total/NA

Client Sample ID: S-017324-113011-TP-160 — Lab Sample ID: 240-6402-24

Analyte	Result	Qualifier	RL	MDL	Unit	Dil Fac	D	Method	Prep Type
Bis(2-ethylhexyl) phthalate	23	J	56	21	ug/Kg	1	☼	8270C	Total/NA
C6-C10	74		53	24	ug/Kg	1	☼	8015B	Total/NA
C10-C20	11	J	19	10	mg/Kg	1	☼	8015B	Total/NA
C20-C34	12	J B	19	10	mg/Kg	1	☼	8015B	Total/NA

Client Sample ID: S-017324-113011-TP-161 — Lab Sample ID: 240-6402-25

Analyte	Result	Qualifier	RL	MDL	Unit	Dil Fac	D	Method	Prep Type
Bis(2-ethylhexyl) phthalate	24	J	56	21	ug/Kg	1	☼	8270C	Total/NA
Butyl benzyl phthalate	12	J	56	11	ug/Kg	1	☼	8270C	Total/NA
C6-C10	55		48	22	ug/Kg	1	☼	8015B	Total/NA

Client: Conestoga-Rovers & Associates, Inc.
Project/Site: 17324-T07, RACER Former MTM

TestAmerica Job ID: 240-6402-1

Client Sample ID: S-017324-113011-TP-137
Date Collected: 11/30/11 09:40
Date Received: 12/01/11 09:20

Lab Sample ID: 240-6402-1
Matrix: Solid
Percent Solids: 91.6

Method: 8260B - Volatile Organic Compounds (GC/MS)

Analyte	Result	Qualifier	RL	MDL	Unit	D	Prepared	Analyzed	Dil Fac
Acetone	9.0	U	9.0	2.8	ug/Kg	☼	12/01/11 20:00	12/09/11 05:30	1
Benzene	2.2	U	2.2	0.10	ug/Kg	☼	12/01/11 20:00	12/09/11 05:30	1
Dichlorobromomethane	2.2	U	2.2	0.13	ug/Kg	☼	12/01/11 20:00	12/09/11 05:30	1
Bromoform	2.2	U	2.2	0.15	ug/Kg	☼	12/01/11 20:00	12/09/11 05:30	1
Bromomethane	2.2	U	2.2	0.24	ug/Kg	☼	12/01/11 20:00	12/09/11 05:30	1
2-Butanone (MEK)	9.0	U	9.0	0.63	ug/Kg	☼	12/01/11 20:00	12/09/11 05:30	1
Carbon disulfide	2.2	U	2.2	0.20	ug/Kg	☼	12/01/11 20:00	12/09/11 05:30	1
Carbon tetrachloride	2.2	U	2.2	0.17	ug/Kg	☼	12/01/11 20:00	12/09/11 05:30	1
Chlorobenzene	2.2	U	2.2	0.15	ug/Kg	☼	12/01/11 20:00	12/09/11 05:30	1
Chloroethane	2.2	U	2.2	0.39	ug/Kg	☼	12/01/11 20:00	12/09/11 05:30	1
Chloroform	2.2	U	2.2	0.13	ug/Kg	☼	12/01/11 20:00	12/09/11 05:30	1
Chloromethane	2.2	U	2.2	0.18	ug/Kg	☼	12/01/11 20:00	12/09/11 05:30	1
1,1-Dichloroethane	2.2	U	2.2	0.16	ug/Kg	☼	12/01/11 20:00	12/09/11 05:30	1
1,2-Dichloroethane	2.2	U	2.2	0.15	ug/Kg	☼	12/01/11 20:00	12/09/11 05:30	1
1,1-Dichloroethene	2.2	U	2.2	0.23	ug/Kg	☼	12/01/11 20:00	12/09/11 05:30	1
1,2-Dichloropropane	2.2	U	2.2	0.31	ug/Kg	☼	12/01/11 20:00	12/09/11 05:30	1
cis-1,3-Dichloropropene	2.2	U	2.2	0.15	ug/Kg	☼	12/01/11 20:00	12/09/11 05:30	1
trans-1,3-Dichloropropene	2.2	U	2.2	0.24	ug/Kg	☼	12/01/11 20:00	12/09/11 05:30	1
Ethylbenzene	2.2	U	2.2	0.12	ug/Kg	☼	12/01/11 20:00	12/09/11 05:30	1
2-Hexanone	9.0	U	9.0	0.28	ug/Kg	☼	12/01/11 20:00	12/09/11 05:30	1
Methylene Chloride	2.2	U	2.2	0.30	ug/Kg	☼	12/01/11 20:00	12/09/11 05:30	1
4-Methyl-2-pentanone (MIBK)	9.0	U	9.0	0.24	ug/Kg	☼	12/01/11 20:00	12/09/11 05:30	1
Styrene	2.2	U	2.2	0.067	ug/Kg	☼	12/01/11 20:00	12/09/11 05:30	1
1,1,2,2-Tetrachloroethane	2.2	U	2.2	0.15	ug/Kg	☼	12/01/11 20:00	12/09/11 05:30	1
Tetrachloroethene	2.2	U	2.2	0.23	ug/Kg	☼	12/01/11 20:00	12/09/11 05:30	1
Toluene	2.2	U	2.2	0.12	ug/Kg	☼	12/01/11 20:00	12/09/11 05:30	1
Trichloroethene	2.2	U	2.2	0.19	ug/Kg	☼	12/01/11 20:00	12/09/11 05:30	1
Vinyl chloride	2.2	U	2.2	0.17	ug/Kg	☼	12/01/11 20:00	12/09/11 05:30	1
Xylenes, Total	4.5	U	4.5	0.30	ug/Kg	☼	12/01/11 20:00	12/09/11 05:30	1
1,1,1-Trichloroethane	2.2	U	2.2	0.25	ug/Kg	☼	12/01/11 20:00	12/09/11 05:30	1
1,1,2-Trichloroethane	2.2	U	2.2	0.17	ug/Kg	☼	12/01/11 20:00	12/09/11 05:30	1
Cyclohexane	4.5	U	4.5	0.15	ug/Kg	☼	12/01/11 20:00	12/09/11 05:30	1
1,2-Dibromo-3-Chloropropane	4.5	U	4.5	0.58	ug/Kg	☼	12/01/11 20:00	12/09/11 05:30	1
Ethylene Dibromide	2.2	U	2.2	0.22	ug/Kg	☼	12/01/11 20:00	12/09/11 05:30	1
Dichlorodifluoromethane	2.2	U	2.2	0.22	ug/Kg	☼	12/01/11 20:00	12/09/11 05:30	1
cis-1,2-Dichloroethene	2.2	U	2.2	0.16	ug/Kg	☼	12/01/11 20:00	12/09/11 05:30	1
trans-1,2-Dichloroethene	2.2	U	2.2	0.18	ug/Kg	☼	12/01/11 20:00	12/09/11 05:30	1
Isopropylbenzene	2.2	U	2.2	0.072	ug/Kg	☼	12/01/11 20:00	12/09/11 05:30	1
Methyl acetate	4.5	U	4.5	0.63	ug/Kg	☼	12/01/11 20:00	12/09/11 05:30	1
Methyl tert-butyl ether	9.0	U	9.0	0.19	ug/Kg	☼	12/01/11 20:00	12/09/11 05:30	1
1,1,2-Trichloro-1,2,2-trifluoroethane	2.2	U	2.2	0.58	ug/Kg	☼	12/01/11 20:00	12/09/11 05:30	1
1,2,4-Trichlorobenzene	2.2	U	2.2	0.12	ug/Kg	☼	12/01/11 20:00	12/09/11 05:30	1
1,2-Dichlorobenzene	2.2	U	2.2	0.16	ug/Kg	☼	12/01/11 20:00	12/09/11 05:30	1
1,3-Dichlorobenzene	2.2	U	2.2	0.16	ug/Kg	☼	12/01/11 20:00	12/09/11 05:30	1
1,4-Dichlorobenzene	2.2	U	2.2	0.30	ug/Kg	☼	12/01/11 20:00	12/09/11 05:30	1
Trichlorofluoromethane	2.2	U	2.2	0.15	ug/Kg	☼	12/01/11 20:00	12/09/11 05:30	1
Chlorodibromomethane	2.2	U	2.2	0.25	ug/Kg	☼	12/01/11 20:00	12/09/11 05:30	1
Methylcyclohexane	4.5	U	4.5	0.14	ug/Kg	☼	12/01/11 20:00	12/09/11 05:30	1

Client: Conestoga-Rovers & Associates, Inc.
Project/Site: 17324-T07, RACER Former MTM

TestAmerica Job ID: 240-6402-1

Client Sample ID: S-017324-113011-TP-137
Date Collected: 11/30/11 09:40
Date Received: 12/01/11 09:20

Lab Sample ID: 240-6402-1
Matrix: Solid
Percent Solids: 91.6

Surrogate	%Recovery	Qualifier	Limits	Prepared	Analyzed	Dil Fac
1,2-Dichloroethane-d4 (Surr)	*92*		*58 - 123*	*12/01/11 20:00*	*12/09/11 05:30*	*1*
4-Bromofluorobenzene (Surr)	*95*		*52 - 136*	*12/01/11 20:00*	*12/09/11 05:30*	*1*
Toluene-d8 (Surr)	*101*		*67 - 125*	*12/01/11 20:00*	*12/09/11 05:30*	*1*
Dibromofluoromethane (Surr)	*98*		*37 - 132*	*12/01/11 20:00*	*12/09/11 05:30*	*1*

Method: 8270C - Semivolatile Organic Compounds (GC/MS)

Analyte	Result	Qualifier	RL	MDL	Unit	D	Prepared	Analyzed	Dil Fac
1,1'-Biphenyl	54	U	54	29	ug/Kg	☼	12/09/11 08:37	12/14/11 11:59	1
2,2'-oxybis[1-chloropropane]	110	U	110	10	ug/Kg	☼	12/09/11 08:37	12/14/11 11:59	1
2,4,5-Trichlorophenol	160	U	160	27	ug/Kg	☼	12/09/11 08:37	12/14/11 11:59	1
2,4,6-Trichlorophenol	160	U	160	87	ug/Kg	☼	12/09/11 08:37	12/14/11 11:59	1
2,4-Dichlorophenol	160	U	160	22	ug/Kg	☼	12/09/11 08:37	12/14/11 11:59	1
2,4-Dimethylphenol	160	U	160	22	ug/Kg	☼	12/09/11 08:37	12/14/11 11:59	1
2,4-Dinitrophenol	360	U	360	87	ug/Kg	☼	12/09/11 08:37	12/14/11 11:59	1
2,4-Dinitrotoluene	220	U	220	29	ug/Kg	☼	12/09/11 08:37	12/14/11 11:59	1
2,6-Dinitrotoluene	220	U	220	23	ug/Kg	☼	12/09/11 08:37	12/14/11 11:59	1
2-Chloronaphthalene	54	U	54	3.6	ug/Kg	☼	12/09/11 08:37	12/14/11 11:59	1
2-Chlorophenol	54	U	54	29	ug/Kg	☼	12/09/11 08:37	12/14/11 11:59	1
2-Methylnaphthalene	7.3	U	7.3	3.6	ug/Kg	☼	12/09/11 08:37	12/14/11 11:59	1
2-Methylphenol	220	U	220	87	ug/Kg	☼	12/09/11 08:37	12/14/11 11:59	1
2-Nitroaniline	220	U	220	9.9	ug/Kg	☼	12/09/11 08:37	12/14/11 11:59	1
2-Nitrophenol	54	U	54	29	ug/Kg	☼	12/09/11 08:37	12/14/11 11:59	1
3,3'-Dichlorobenzidine	110	U	110	20	ug/Kg	☼	12/09/11 08:37	12/14/11 11:59	1
3-Nitroaniline	220	U	220	17	ug/Kg	☼	12/09/11 08:37	12/14/11 11:59	1
4,6-Dinitro-2-methylphenol	160	U	160	87	ug/Kg	☼	12/09/11 08:37	12/14/11 11:59	1
4-Bromophenyl phenyl ether	54	U	54	14	ug/Kg	☼	12/09/11 08:37	12/14/11 11:59	1
4-Chloro-3-methylphenol	160	U	160	23	ug/Kg	☼	12/09/11 08:37	12/14/11 11:59	1
4-Chloroaniline	160	U	160	19	ug/Kg	☼	12/09/11 08:37	12/14/11 11:59	1
4-Chlorophenyl phenyl ether	54	U	54	14	ug/Kg	☼	12/09/11 08:37	12/14/11 11:59	1
4-Nitroaniline	220	U	220	28	ug/Kg	☼	12/09/11 08:37	12/14/11 11:59	1
4-Nitrophenol	360	U	360	87	ug/Kg	☼	12/09/11 08:37	12/14/11 11:59	1
Acenaphthene	7.3	U	7.3	3.6	ug/Kg	☼	12/09/11 08:37	12/14/11 11:59	1
Acenaphthylene	7.3	U	7.3	3.6	ug/Kg	☼	12/09/11 08:37	12/14/11 11:59	1
Acetophenone	110	U	110	10	ug/Kg	☼	12/09/11 08:37	12/14/11 11:59	1
Anthracene	7.3	U	7.3	3.6	ug/Kg	☼	12/09/11 08:37	12/14/11 11:59	1
Atrazine	220	U	220	9.9	ug/Kg	☼	12/09/11 08:37	12/14/11 11:59	1
Benzaldehyde	110	U	110	13	ug/Kg	☼	12/09/11 08:37	12/14/11 11:59	1
Benzo[a]anthracene	7.3	U	7.3	3.6	ug/Kg	☼	12/09/11 08:37	12/14/11 11:59	1
Benzo[a]pyrene	7.3	U	7.3	3.6	ug/Kg	☼	12/09/11 08:37	12/14/11 11:59	1
Benzo[b]fluoranthene	7.3	U	7.3	3.6	ug/Kg	☼	12/09/11 08:37	12/14/11 11:59	1
Benzo[g,h,i]perylene	7.3	U	7.3	3.6	ug/Kg	☼	12/09/11 08:37	12/14/11 11:59	1
Benzo[k]fluoranthene	7.3	U	7.3	3.6	ug/Kg	☼	12/09/11 08:37	12/14/11 11:59	1
Bis(2-chloroethoxy)methane	110	U	110	24	ug/Kg	☼	12/09/11 08:37	12/14/11 11:59	1
Bis(2-chloroethyl)ether	110	U	110	2.2	ug/Kg	☼	12/09/11 08:37	12/14/11 11:59	1
Bis(2-ethylhexyl) phthalate	54	U	54	21	ug/Kg	☼	12/09/11 08:37	12/14/11 11:59	1
Butyl benzyl phthalate	54	U	54	11	ug/Kg	☼	12/09/11 08:37	12/14/11 11:59	1
Caprolactam	360	U	360	40	ug/Kg	☼	12/09/11 08:37	12/14/11 11:59	1
Carbazole	54	U	54	29	ug/Kg	☼	12/09/11 08:37	12/14/11 11:59	1
Chrysene	7.3	U	7.3	1.2	ug/Kg	☼	12/09/11 08:37	12/14/11 11:59	1
Dibenz(a,h)anthracene	7.3	U	7.3	3.6	ug/Kg	☼	12/09/11 08:37	12/14/11 11:59	1
Dibenzofuran	54	U	54	3.6	ug/Kg	☼	12/09/11 08:37	12/14/11 11:59	1

Client Sample ID: S-017324-113011-TP-137
Date Collected: 11/30/11 09:40
Date Received: 12/01/11 09:20

Lab Sample ID: 240-6402-1
Matrix: Solid
Percent Solids: 91.6

Method: 8270C - Semivolatile Organic Compounds (GC/MS) (Continued)

Analyte	Result	Qualifier	RL	MDL	Unit	D	Prepared	Analyzed	Dil Fac
Diethyl phthalate	54	U	54	17	ug/Kg	☼	12/09/11 08:37	12/14/11 11:59	1
Dimethyl phthalate	54	U	54	19	ug/Kg	☼	12/09/11 08:37	12/14/11 11:59	1
Di-n-butyl phthalate	54	U	54	16	ug/Kg	☼	12/09/11 08:37	12/14/11 11:59	1
Di-n-octyl phthalate	54	U	54	29	ug/Kg	☼	12/09/11 08:37	12/14/11 11:59	1
Fluoranthene	7.3	U	7.3	3.6	ug/Kg	☼	12/09/11 08:37	12/14/11 11:59	1
Fluorene	7.3	U	7.3	3.6	ug/Kg	☼	12/09/11 08:37	12/14/11 11:59	1
Hexachlorobenzene	7.3	U	7.3	2.3	ug/Kg	☼	12/09/11 08:37	12/14/11 11:59	1
Hexachlorobutadiene	54	U	54	29	ug/Kg	☼	12/09/11 08:37	12/14/11 11:59	1
Hexachlorocyclopentadiene	360	U	360	29	ug/Kg	☼	12/09/11 08:37	12/14/11 11:59	1
Hexachloroethane	54	U	54	9.8	ug/Kg	☼	12/09/11 08:37	12/14/11 11:59	1
Indeno[1,2,3-cd]pyrene	7.3	U	7.3	3.6	ug/Kg	☼	12/09/11 08:37	12/14/11 11:59	1
Isophorone	54	U	54	14	ug/Kg	☼	12/09/11 08:37	12/14/11 11:59	1
Naphthalene	7.3	U	7.3	3.6	ug/Kg	☼	12/09/11 08:37	12/14/11 11:59	1
Nitrobenzene	110	U	110	2.4	ug/Kg	☼	12/09/11 08:37	12/14/11 11:59	1
N-Nitrosodi-n-propylamine	54	U	54	29	ug/Kg	☼	12/09/11 08:37	12/14/11 11:59	1
N-Nitrosodiphenylamine	54	U	54	23	ug/Kg	☼	12/09/11 08:37	12/14/11 11:59	1
Pentachlorophenol	160	U	160	87	ug/Kg	☼	12/09/11 08:37	12/14/11 11:59	1
Phenol	54	U	54	29	ug/Kg	☼	12/09/11 08:37	12/14/11 11:59	1
Phenanthrene	7.3	U	7.3	3.6	ug/Kg	☼	12/09/11 08:37	12/14/11 11:59	1
Pyrene	7.3	U	7.3	3.6	ug/Kg	☼	12/09/11 08:37	12/14/11 11:59	1
3 & 4 Methylphenol	440	U	440	22	ug/Kg	☼	12/09/11 08:37	12/14/11 11:59	1

Surrogate	*%Recovery*	*Qualifier*	*Limits*	*Prepared*	*Analyzed*	*Dil Fac*
2-Fluorobiphenyl (Surr)	*58*		*34 - 110*	*12/09/11 08:37*	*12/14/11 11:59*	*1*
2-Fluorophenol (Surr)	*65*		*26 - 110*	*12/09/11 08:37*	*12/14/11 11:59*	*1*
2,4,6-Tribromophenol (Surr)	*34*		*10 - 118*	*12/09/11 08:37*	*12/14/11 11:59*	*1*
Nitrobenzene-d5 (Surr)	*57*		*24 - 112*	*12/09/11 08:37*	*12/14/11 11:59*	*1*
Phenol-d5 (Surr)	*65*		*28 - 110*	*12/09/11 08:37*	*12/14/11 11:59*	*1*
Terphenyl-d14 (Surr)	*70*		*41 - 119*	*12/09/11 08:37*	*12/14/11 11:59*	*1*

Method: 8082 - Polychlorinated Biphenyls (PCBs) by Gas Chromatography

Analyte	Result	Qualifier	RL	MDL	Unit	D	Prepared	Analyzed	Dil Fac
Aroclor-1016	36	U	36	23	ug/Kg	☼	12/03/11 10:35	12/07/11 05:20	1
Aroclor-1221	36	U	36	17	ug/Kg	☼	12/03/11 10:35	12/07/11 05:20	1
Aroclor-1232	36	U	36	15	ug/Kg	☼	12/03/11 10:35	12/07/11 05:20	1
Aroclor-1242	36	U	36	14	ug/Kg	☼	12/03/11 10:35	12/07/11 05:20	1
Aroclor-1248	36	U	36	19	ug/Kg	☼	12/03/11 10:35	12/07/11 05:20	1
Aroclor-1254	36	U	36	19	ug/Kg	☼	12/03/11 10:35	12/07/11 05:20	1
Aroclor-1260	36	U	36	19	ug/Kg	☼	12/03/11 10:35	12/07/11 05:20	1

Surrogate	*%Recovery*	*Qualifier*	*Limits*	*Prepared*	*Analyzed*	*Dil Fac*
Tetrachloro-m-xylene	*59*		*29 - 151*	*12/03/11 10:35*	*12/07/11 05:20*	*1*
DCB Decachlorobiphenyl	*96*		*14 - 163*	*12/03/11 10:35*	*12/07/11 05:20*	*1*

Method: 6010B - Metals (ICP)

Analyte	Result	Qualifier	RL	MDL	Unit	D	Prepared	Analyzed	Dil Fac
Aluminum	**3500**		15	7.2	mg/Kg	☼	12/05/11 09:44	12/06/11 23:36	1
Antimony	0.75	U	0.75	0.29	mg/Kg	☼	12/05/11 09:44	12/06/11 23:36	1
Barium	**35**	**B**	15	0.053	mg/Kg	☼	12/05/11 09:44	12/06/11 23:36	1
Beryllium	**0.19**	**J**	0.38	0.032	mg/Kg	☼	12/05/11 09:44	12/06/11 23:36	1
Calcium	**120000**	**B**	1900	60	mg/Kg	☼	12/05/11 09:44	12/07/11 14:43	5

Client: Conestoga-Rovers & Associates, Inc.
Project/Site: 17324-T07, RACER Former MTM

TestAmerica Job ID: 240-6402-1

Client Sample ID: S-017324-113011-TP-137
Date Collected: 11/30/11 09:40
Date Received: 12/01/11 09:20

Lab Sample ID: 240-6402-1
Matrix: Solid
Percent Solids: 91.6

Method: 6010B - Metals (ICP) (Continued)

Analyte	Result	Qualifier	RL	MDL	Unit	D	Prepared	Analyzed	Dil Fac
Cadmium	0.11	J	0.15	0.027	mg/Kg	☼	12/05/11 09:44	12/06/11 23:36	1
Cobalt	3.0	J	3.8	0.12	mg/Kg	☼	12/05/11 09:44	12/06/11 23:36	1
Chromium	7.0		0.38	0.15	mg/Kg	☼	12/05/11 09:44	12/06/11 23:36	1
Copper	10		1.9	0.56	mg/Kg	☼	12/05/11 09:44	12/06/11 23:36	1
Iron	8200		7.5	3.7	mg/Kg	☼	12/05/11 09:44	12/06/11 23:36	1
Potassium	600	B	380	4.7	mg/Kg	☼	12/05/11 09:44	12/06/11 23:36	1
Magnesium	48000	B	1900	19	mg/Kg	☼	12/05/11 09:44	12/07/11 14:43	5
Manganese	180		1.1	0.056	mg/Kg	☼	12/05/11 09:44	12/06/11 23:36	1
Silver	0.38	U	0.38	0.075	mg/Kg	☼	12/05/11 09:44	12/06/11 23:36	1
Sodium	110	J	380	50	mg/Kg	☼	12/05/11 09:44	12/06/11 23:36	1
Nickel	8.8		3.0	0.20	mg/Kg	☼	12/05/11 09:44	12/06/11 23:36	1
Vanadium	10		3.8	0.090	mg/Kg	☼	12/05/11 09:44	12/06/11 23:36	1
Zinc	29		1.5	0.75	mg/Kg	☼	12/05/11 09:44	12/06/11 23:36	1
Arsenic	4.3		0.75	0.23	mg/Kg	☼	12/05/11 09:44	12/06/11 23:36	1
Lead	4.0		0.23	0.14	mg/Kg	☼	12/05/11 09:44	12/06/11 23:36	1
Selenium	0.38	U	0.38	0.34	mg/Kg	☼	12/05/11 09:44	12/06/11 23:36	1
Thallium	0.75	U	0.75	0.41	mg/Kg	☼	12/05/11 09:44	12/06/11 23:36	1

Method: 7471A - Mercury (CVAA)

Analyte	Result	Qualifier	RL	MDL	Unit	D	Prepared	Analyzed	Dil Fac
Mercury	0.084	U	0.084	0.013	mg/Kg	☼	12/05/11 13:30	12/06/11 10:05	1

Client: Conestoga-Rovers & Associates, Inc.
Project/Site: 17324-T07, RACER Former MTM

TestAmerica Job ID: 240-6402-1

Client Sample ID: S-017324-113011-TP-138
Date Collected: 11/30/11 09:45
Date Received: 12/01/11 09:20

Lab Sample ID: 240-6402-2
Matrix: Solid
Percent Solids: 91.5

Method: 8260B - Volatile Organic Compounds (GC/MS)

Analyte	Result	Qualifier	RL	MDL	Unit	D	Prepared	Analyzed	Dil Fac
Acetone	7.4	U	7.4	2.3	ug/Kg	☼	12/01/11 20:00	12/09/11 05:51	1
Benzene	1.9	U	1.9	0.085	ug/Kg	☼	12/01/11 20:00	12/09/11 05:51	1
Dichlorobromomethane	1.9	U	1.9	0.10	ug/Kg	☼	12/01/11 20:00	12/09/11 05:51	1
Bromoform	1.9	U	1.9	0.12	ug/Kg	☼	12/01/11 20:00	12/09/11 05:51	1
Bromomethane	1.9	U	1.9	0.20	ug/Kg	☼	12/01/11 20:00	12/09/11 05:51	1
2-Butanone (MEK)	7.4	U	7.4	0.52	ug/Kg	☼	12/01/11 20:00	12/09/11 05:51	1
Carbon disulfide	1.9	U	1.9	0.16	ug/Kg	☼	12/01/11 20:00	12/09/11 05:51	1
Carbon tetrachloride	1.9	U	1.9	0.14	ug/Kg	☼	12/01/11 20:00	12/09/11 05:51	1
Chlorobenzene	1.9	U	1.9	0.12	ug/Kg	☼	12/01/11 20:00	12/09/11 05:51	1
Chloroethane	1.9	U	1.9	0.32	ug/Kg	☼	12/01/11 20:00	12/09/11 05:51	1
Chloroform	1.9	U	1.9	0.11	ug/Kg	☼	12/01/11 20:00	12/09/11 05:51	1
Chloromethane	1.9	U	1.9	0.15	ug/Kg	☼	12/01/11 20:00	12/09/11 05:51	1
1,1-Dichloroethane	1.9	U	1.9	0.13	ug/Kg	☼	12/01/11 20:00	12/09/11 05:51	1
1,2-Dichloroethane	1.9	U	1.9	0.13	ug/Kg	☼	12/01/11 20:00	12/09/11 05:51	1
1,1-Dichloroethene	1.9	U	1.9	0.19	ug/Kg	☼	12/01/11 20:00	12/09/11 05:51	1
1,2-Dichloropropane	1.9	U	1.9	0.26	ug/Kg	☼	12/01/11 20:00	12/09/11 05:51	1
cis-1,3-Dichloropropene	1.9	U	1.9	0.13	ug/Kg	☼	12/01/11 20:00	12/09/11 05:51	1
trans-1,3-Dichloropropene	1.9	U	1.9	0.20	ug/Kg	☼	12/01/11 20:00	12/09/11 05:51	1
Ethylbenzene	1.9	U	1.9	0.096	ug/Kg	☼	12/01/11 20:00	12/09/11 05:51	1
2-Hexanone	7.4	U	7.4	0.23	ug/Kg	☼	12/01/11 20:00	12/09/11 05:51	1
Methylene Chloride	1.9	U	1.9	0.25	ug/Kg	☼	12/01/11 20:00	12/09/11 05:51	1
4-Methyl-2-pentanone (MIBK)	7.4	U	7.4	0.20	ug/Kg	☼	12/01/11 20:00	12/09/11 05:51	1
Styrene	1.9	U	1.9	0.056	ug/Kg	☼	12/01/11 20:00	12/09/11 05:51	1
1,1,2,2-Tetrachloroethane	1.9	U	1.9	0.13	ug/Kg	☼	12/01/11 20:00	12/09/11 05:51	1
Tetrachloroethene	1.9	U	1.9	0.19	ug/Kg	☼	12/01/11 20:00	12/09/11 05:51	1
Toluene	1.9	U	1.9	0.10	ug/Kg	☼	12/01/11 20:00	12/09/11 05:51	1
Trichloroethene	1.9	U	1.9	0.16	ug/Kg	☼	12/01/11 20:00	12/09/11 05:51	1
Vinyl chloride	1.9	U	1.9	0.14	ug/Kg	☼	12/01/11 20:00	12/09/11 05:51	1
Xylenes, Total	3.7	U	3.7	0.25	ug/Kg	☼	12/01/11 20:00	12/09/11 05:51	1
1,1,1-Trichloroethane	1.9	U	1.9	0.21	ug/Kg	☼	12/01/11 20:00	12/09/11 05:51	1
1,1,2-Trichloroethane	1.9	U	1.9	0.14	ug/Kg	☼	12/01/11 20:00	12/09/11 05:51	1
Cyclohexane	3.7	U	3.7	0.12	ug/Kg	☼	12/01/11 20:00	12/09/11 05:51	1
1,2-Dibromo-3-Chloropropane	3.7	U	3.7	0.48	ug/Kg	☼	12/01/11 20:00	12/09/11 05:51	1
Ethylene Dibromide	1.9	U	1.9	0.19	ug/Kg	☼	12/01/11 20:00	12/09/11 05:51	1
Dichlorodifluoromethane	1.9	U	1.9	0.19	ug/Kg	☼	12/01/11 20:00	12/09/11 05:51	1
cis-1,2-Dichloroethene	1.9	U	1.9	0.13	ug/Kg	☼	12/01/11 20:00	12/09/11 05:51	1
trans-1,2-Dichloroethene	1.9	U	1.9	0.15	ug/Kg	☼	12/01/11 20:00	12/09/11 05:51	1
Isopropylbenzene	1.9	U	1.9	0.059	ug/Kg	☼	12/01/11 20:00	12/09/11 05:51	1
Methyl acetate	3.7	U	3.7	0.52	ug/Kg	☼	12/01/11 20:00	12/09/11 05:51	1
Methyl tert-butyl ether	7.4	U	7.4	0.16	ug/Kg	☼	12/01/11 20:00	12/09/11 05:51	1
1,1,2-Trichloro-1,2,2-trifluoroethane	1.9	U	1.9	0.48	ug/Kg	☼	12/01/11 20:00	12/09/11 05:51	1
1,2,4-Trichlorobenzene	1.9	U	1.9	0.10	ug/Kg	☼	12/01/11 20:00	12/09/11 05:51	1
1,2-Dichlorobenzene	1.9	U	1.9	0.13	ug/Kg	☼	12/01/11 20:00	12/09/11 05:51	1
1,3-Dichlorobenzene	1.9	U	1.9	0.13	ug/Kg	☼	12/01/11 20:00	12/09/11 05:51	1
1,4-Dichlorobenzene	1.9	U	1.9	0.24	ug/Kg	☼	12/01/11 20:00	12/09/11 05:51	1
Trichlorofluoromethane	1.9	U	1.9	0.13	ug/Kg	☼	12/01/11 20:00	12/09/11 05:51	1
Chlorodibromomethane	1.9	U	1.9	0.20	ug/Kg	☼	12/01/11 20:00	12/09/11 05:51	1
Methylcyclohexane	3.7	U	3.7	0.11	ug/Kg	☼	12/01/11 20:00	12/09/11 05:51	1

Client: Conestoga-Rovers & Associates, Inc.
Project/Site: 17324-T07, RACER Former MTM

TestAmerica Job ID: 240-6402-1

Client Sample ID: S-017324-113011-TP-138
Date Collected: 11/30/11 09:45
Date Received: 12/01/11 09:20

Lab Sample ID: 240-6402-2
Matrix: Solid
Percent Solids: 91.5

Surrogate	%Recovery	Qualifier	Limits	Prepared	Analyzed	Dil Fac
1,2-Dichloroethane-d4 (Surr)	*93*		*58 - 123*	*12/01/11 20:00*	*12/09/11 05:51*	*1*
4-Bromofluorobenzene (Surr)	*94*		*52 - 136*	*12/01/11 20:00*	*12/09/11 05:51*	*1*
Toluene-d8 (Surr)	*100*		*67 - 125*	*12/01/11 20:00*	*12/09/11 05:51*	*1*
Dibromofluoromethane (Surr)	*95*		*37 - 132*	*12/01/11 20:00*	*12/09/11 05:51*	*1*

Method: 8270C - Semivolatile Organic Compounds (GC/MS)

Analyte	Result	Qualifier	RL	MDL	Unit	D	Prepared	Analyzed	Dil Fac
1,1'-Biphenyl	55	U	55	30	ug/Kg	☼	12/09/11 08:37	12/14/11 12:19	1
2,2'-oxybis[1-chloropropane]	110	U	110	10	ug/Kg	☼	12/09/11 08:37	12/14/11 12:19	1
2,4,5-Trichlorophenol	160	U	160	27	ug/Kg	☼	12/09/11 08:37	12/14/11 12:19	1
2,4,6-Trichlorophenol	160	U	160	87	ug/Kg	☼	12/09/11 08:37	12/14/11 12:19	1
2,4-Dichlorophenol	160	U	160	22	ug/Kg	☼	12/09/11 08:37	12/14/11 12:19	1
2,4-Dimethylphenol	160	U	160	22	ug/Kg	☼	12/09/11 08:37	12/14/11 12:19	1
2,4-Dinitrophenol	360	U	360	87	ug/Kg	☼	12/09/11 08:37	12/14/11 12:19	1
2,4-Dinitrotoluene	220	U	220	30	ug/Kg	☼	12/09/11 08:37	12/14/11 12:19	1
2,6-Dinitrotoluene	220	U	220	23	ug/Kg	☼	12/09/11 08:37	12/14/11 12:19	1
2-Chloronaphthalene	55	U	55	3.6	ug/Kg	☼	12/09/11 08:37	12/14/11 12:19	1
2-Chlorophenol	55	U	55	30	ug/Kg	☼	12/09/11 08:37	12/14/11 12:19	1
2-Methylnaphthalene	7.3	U	7.3	3.6	ug/Kg	☼	12/09/11 08:37	12/14/11 12:19	1
2-Methylphenol	220	U	220	87	ug/Kg	☼	12/09/11 08:37	12/14/11 12:19	1
2-Nitroaniline	220	U	220	9.9	ug/Kg	☼	12/09/11 08:37	12/14/11 12:19	1
2-Nitrophenol	55	U	55	30	ug/Kg	☼	12/09/11 08:37	12/14/11 12:19	1
3,3'-Dichlorobenzidine	110	U	110	20	ug/Kg	☼	12/09/11 08:37	12/14/11 12:19	1
3-Nitroaniline	220	U	220	17	ug/Kg	☼	12/09/11 08:37	12/14/11 12:19	1
4,6-Dinitro-2-methylphenol	160	U	160	87	ug/Kg	☼	12/09/11 08:37	12/14/11 12:19	1
4-Bromophenyl phenyl ether	55	U	55	14	ug/Kg	☼	12/09/11 08:37	12/14/11 12:19	1
4-Chloro-3-methylphenol	160	U	160	23	ug/Kg	☼	12/09/11 08:37	12/14/11 12:19	1
4-Chloroaniline	160	U	160	19	ug/Kg	☼	12/09/11 08:37	12/14/11 12:19	1
4-Chlorophenyl phenyl ether	55	U	55	14	ug/Kg	☼	12/09/11 08:37	12/14/11 12:19	1
4-Nitroaniline	220	U	220	28	ug/Kg	☼	12/09/11 08:37	12/14/11 12:19	1
4-Nitrophenol	360	U	360	87	ug/Kg	☼	12/09/11 08:37	12/14/11 12:19	1
Acenaphthene	7.3	U	7.3	3.6	ug/Kg	☼	12/09/11 08:37	12/14/11 12:19	1
Acenaphthylene	7.3	U	7.3	3.6	ug/Kg	☼	12/09/11 08:37	12/14/11 12:19	1
Acetophenone	110	U	110	10	ug/Kg	☼	12/09/11 08:37	12/14/11 12:19	1
Anthracene	7.3	U	7.3	3.6	ug/Kg	☼	12/09/11 08:37	12/14/11 12:19	1
Atrazine	220	U	220	9.9	ug/Kg	☼	12/09/11 08:37	12/14/11 12:19	1
Benzaldehyde	110	U	110	13	ug/Kg	☼	12/09/11 08:37	12/14/11 12:19	1
Benzo[a]anthracene	7.3	U	7.3	3.6	ug/Kg	☼	12/09/11 08:37	12/14/11 12:19	1
Benzo[a]pyrene	7.3	U	7.3	3.6	ug/Kg	☼	12/09/11 08:37	12/14/11 12:19	1
Benzo[b]fluoranthene	7.3	U	7.3	3.6	ug/Kg	☼	12/09/11 08:37	12/14/11 12:19	1
Benzo[g,h,i]perylene	7.3	U	7.3	3.6	ug/Kg	☼	12/09/11 08:37	12/14/11 12:19	1
Benzo[k]fluoranthene	7.3	U	7.3	3.6	ug/Kg	☼	12/09/11 08:37	12/14/11 12:19	1
Bis(2-chloroethoxy)methane	110	U	110	24	ug/Kg	☼	12/09/11 08:37	12/14/11 12:19	1
Bis(2-chloroethyl)ether	110	U	110	2.2	ug/Kg	☼	12/09/11 08:37	12/14/11 12:19	1
Bis(2-ethylhexyl) phthalate	**24**	**J**	55	21	ug/Kg	☼	12/09/11 08:37	12/14/11 12:19	1
Butyl benzyl phthalate	55	U	55	11	ug/Kg	☼	12/09/11 08:37	12/14/11 12:19	1
Caprolactam	360	U	360	40	ug/Kg	☼	12/09/11 08:37	12/14/11 12:19	1
Carbazole	55	U	55	30	ug/Kg	☼	12/09/11 08:37	12/14/11 12:19	1
Chrysene	7.3	U	7.3	1.2	ug/Kg	☼	12/09/11 08:37	12/14/11 12:19	1
Dibenz(a,h)anthracene	7.3	U	7.3	3.6	ug/Kg	☼	12/09/11 08:37	12/14/11 12:19	1
Dibenzofuran	55	U	55	3.6	ug/Kg	☼	12/09/11 08:37	12/14/11 12:19	1

Client Sample ID: S-017324-113011-TP-138
Date Collected: 11/30/11 09:45
Date Received: 12/01/11 09:20

Lab Sample ID: 240-6402-2
Matrix: Solid
Percent Solids: 91.5

Method: 8270C - Semivolatile Organic Compounds (GC/MS) (Continued)

Analyte	Result	Qualifier	RL	MDL	Unit	D	Prepared	Analyzed	Dil Fac
Diethyl phthalate	55	U	55	17	ug/Kg	☼	12/09/11 08:37	12/14/11 12:19	1
Dimethyl phthalate	55	U	55	19	ug/Kg	☼	12/09/11 08:37	12/14/11 12:19	1
Di-n-butyl phthalate	55	U	55	16	ug/Kg	☼	12/09/11 08:37	12/14/11 12:19	1
Di-n-octyl phthalate	55	U	55	30	ug/Kg	☼	12/09/11 08:37	12/14/11 12:19	1
Fluoranthene	7.3	U	7.3	3.6	ug/Kg	☼	12/09/11 08:37	12/14/11 12:19	1
Fluorene	7.3	U	7.3	3.6	ug/Kg	☼	12/09/11 08:37	12/14/11 12:19	1
Hexachlorobenzene	7.3	U	7.3	2.3	ug/Kg	☼	12/09/11 08:37	12/14/11 12:19	1
Hexachlorobutadiene	55	U	55	30	ug/Kg	☼	12/09/11 08:37	12/14/11 12:19	1
Hexachlorocyclopentadiene	360	U	360	30	ug/Kg	☼	12/09/11 08:37	12/14/11 12:19	1
Hexachloroethane	55	U	55	9.8	ug/Kg	☼	12/09/11 08:37	12/14/11 12:19	1
Indeno[1,2,3-cd]pyrene	7.3	U	7.3	3.6	ug/Kg	☼	12/09/11 08:37	12/14/11 12:19	1
Isophorone	55	U	55	14	ug/Kg	☼	12/09/11 08:37	12/14/11 12:19	1
Naphthalene	7.3	U	7.3	3.6	ug/Kg	☼	12/09/11 08:37	12/14/11 12:19	1
Nitrobenzene	110	U	110	2.4	ug/Kg	☼	12/09/11 08:37	12/14/11 12:19	1
N-Nitrosodi-n-propylamine	55	U	55	30	ug/Kg	☼	12/09/11 08:37	12/14/11 12:19	1
N-Nitrosodiphenylamine	55	U	55	23	ug/Kg	☼	12/09/11 08:37	12/14/11 12:19	1
Pentachlorophenol	160	U	160	87	ug/Kg	☼	12/09/11 08:37	12/14/11 12:19	1
Phenol	55	U	55	30	ug/Kg	☼	12/09/11 08:37	12/14/11 12:19	1
Phenanthrene	7.3	U	7.3	3.6	ug/Kg	☼	12/09/11 08:37	12/14/11 12:19	1
Pyrene	7.3	U	7.3	3.6	ug/Kg	☼	12/09/11 08:37	12/14/11 12:19	1
3 & 4 Methylphenol	440	U	440	22	ug/Kg	☼	12/09/11 08:37	12/14/11 12:19	1

Surrogate	*%Recovery*	*Qualifier*	*Limits*	*Prepared*	*Analyzed*	*Dil Fac*
2-Fluorobiphenyl (Surr)	*60*		*34 - 110*	*12/09/11 08:37*	*12/14/11 12:19*	*1*
2-Fluorophenol (Surr)	*69*		*26 - 110*	*12/09/11 08:37*	*12/14/11 12:19*	*1*
2,4,6-Tribromophenol (Surr)	*31*		*10 - 118*	*12/09/11 08:37*	*12/14/11 12:19*	*1*
Nitrobenzene-d5 (Surr)	*61*		*24 - 112*	*12/09/11 08:37*	*12/14/11 12:19*	*1*
Phenol-d5 (Surr)	*69*		*28 - 110*	*12/09/11 08:37*	*12/14/11 12:19*	*1*
Terphenyl-d14 (Surr)	*69*		*41 - 119*	*12/09/11 08:37*	*12/14/11 12:19*	*1*

Method: 8082 - Polychlorinated Biphenyls (PCBs) by Gas Chromatography

Analyte	Result	Qualifier	RL	MDL	Unit	D	Prepared	Analyzed	Dil Fac
Aroclor-1016	36	U	36	23	ug/Kg	☼	12/03/11 10:35	12/07/11 05:34	1
Aroclor-1221	36	U	36	18	ug/Kg	☼	12/03/11 10:35	12/07/11 05:34	1
Aroclor-1232	36	U	36	15	ug/Kg	☼	12/03/11 10:35	12/07/11 05:34	1
Aroclor-1242	36	U	36	14	ug/Kg	☼	12/03/11 10:35	12/07/11 05:34	1
Aroclor-1248	36	U	36	19	ug/Kg	☼	12/03/11 10:35	12/07/11 05:34	1
Aroclor-1254	36	U	36	19	ug/Kg	☼	12/03/11 10:35	12/07/11 05:34	1
Aroclor-1260	36	U	36	19	ug/Kg	☼	12/03/11 10:35	12/07/11 05:34	1

Surrogate	*%Recovery*	*Qualifier*	*Limits*	*Prepared*	*Analyzed*	*Dil Fac*
Tetrachloro-m-xylene	*69*		*29 - 151*	*12/03/11 10:35*	*12/07/11 05:34*	*1*
DCB Decachlorobiphenyl	*78*		*14 - 163*	*12/03/11 10:35*	*12/07/11 05:34*	*1*

Method: 6010B - Metals (ICP)

Analyte	Result	Qualifier	RL	MDL	Unit	D	Prepared	Analyzed	Dil Fac
Aluminum	**3200**		19	9.3	mg/Kg	☼	12/05/11 09:44	12/06/11 23:42	1
Antimony	0.97	U	0.97	0.38	mg/Kg	☼	12/05/11 09:44	12/06/11 23:42	1
Barium	**28**	**B**	19	0.069	mg/Kg	☼	12/05/11 09:44	12/06/11 23:42	1
Beryllium	**0.16**	**J**	0.48	0.042	mg/Kg	☼	12/05/11 09:44	12/06/11 23:42	1
Calcium	**120000**	**B**	2400	77	mg/Kg	☼	12/05/11 09:44	12/07/11 14:49	5

Client: Conestoga-Rovers & Associates, Inc.
Project/Site: 17324-T07, RACER Former MTM

TestAmerica Job ID: 240-6402-1

Client Sample ID: S-017324-113011-TP-138
Date Collected: 11/30/11 09:45
Date Received: 12/01/11 09:20

Lab Sample ID: 240-6402-2
Matrix: Solid
Percent Solids: 91.5

Method: 6010B - Metals (ICP) (Continued)

Analyte	Result	Qualifier	RL	MDL	Unit	D	Prepared	Analyzed	Dil Fac
Cadmium	0.11	J	0.19	0.035	mg/Kg	☼	12/05/11 09:44	12/06/11 23:42	1
Cobalt	3.5	J	4.8	0.15	mg/Kg	☼	12/05/11 09:44	12/06/11 23:42	1
Chromium	5.9		0.48	0.19	mg/Kg	☼	12/05/11 09:44	12/06/11 23:42	1
Copper	9.4		2.4	0.72	mg/Kg	☼	12/05/11 09:44	12/06/11 23:42	1
Iron	8100		9.7	4.7	mg/Kg	☼	12/05/11 09:44	12/06/11 23:42	1
Potassium	720	B	480	6.0	mg/Kg	☼	12/05/11 09:44	12/06/11 23:42	1
Magnesium	40000	B	480	4.9	mg/Kg	☼	12/05/11 09:44	12/06/11 23:42	1
Manganese	250		1.5	0.072	mg/Kg	☼	12/05/11 09:44	12/06/11 23:42	1
Silver	0.48	U	0.48	0.097	mg/Kg	☼	12/05/11 09:44	12/06/11 23:42	1
Sodium	110	J	480	64	mg/Kg	☼	12/05/11 09:44	12/06/11 23:42	1
Nickel	9.6		3.9	0.26	mg/Kg	☼	12/05/11 09:44	12/06/11 23:42	1
Vanadium	9.5		4.8	0.12	mg/Kg	☼	12/05/11 09:44	12/06/11 23:42	1
Zinc	28		1.9	0.97	mg/Kg	☼	12/05/11 09:44	12/06/11 23:42	1
Arsenic	3.7		0.97	0.29	mg/Kg	☼	12/05/11 09:44	12/06/11 23:42	1
Lead	4.2		0.29	0.18	mg/Kg	☼	12/05/11 09:44	12/06/11 23:42	1
Selenium	0.48	U	0.48	0.44	mg/Kg	☼	12/05/11 09:44	12/06/11 23:42	1
Thallium	0.97	U	0.97	0.53	mg/Kg	☼	12/05/11 09:44	12/06/11 23:42	1

Method: 7471A - Mercury (CVAA)

Analyte	Result	Qualifier	RL	MDL	Unit	D	Prepared	Analyzed	Dil Fac
Mercury	0.016	J	0.087	0.013	mg/Kg	☼	12/05/11 13:30	12/06/11 10:06	1

Client: Conestoga-Rovers & Associates, Inc.
Project/Site: 17324-T07, RACER Former MTM

TestAmerica Job ID: 240-6402-1

Client Sample ID: S-017324-113011-TP-139
Date Collected: 11/30/11 09:55
Date Received: 12/01/11 09:20

Lab Sample ID: 240-6402-3
Matrix: Solid
Percent Solids: 88.3

Method: 8260B - Volatile Organic Compounds (GC/MS)

Analyte	Result	Qualifier	RL	MDL	Unit	D	Prepared	Analyzed	Dil Fac
Acetone	8.1	U	8.1	2.6	ug/Kg	☼	12/01/11 20:00	12/09/11 06:12	1
Benzene	2.0	U	2.0	0.093	ug/Kg	☼	12/01/11 20:00	12/09/11 06:12	1
Dichlorobromomethane	2.0	U	2.0	0.11	ug/Kg	☼	12/01/11 20:00	12/09/11 06:12	1
Bromoform	2.0	U	2.0	0.13	ug/Kg	☼	12/01/11 20:00	12/09/11 06:12	1
Bromomethane	2.0	U	2.0	0.22	ug/Kg	☼	12/01/11 20:00	12/09/11 06:12	1
2-Butanone (MEK)	8.1	U	8.1	0.57	ug/Kg	☼	12/01/11 20:00	12/09/11 06:12	1
Carbon disulfide	2.0	U	2.0	0.18	ug/Kg	☼	12/01/11 20:00	12/09/11 06:12	1
Carbon tetrachloride	2.0	U	2.0	0.15	ug/Kg	☼	12/01/11 20:00	12/09/11 06:12	1
Chlorobenzene	2.0	U	2.0	0.13	ug/Kg	☼	12/01/11 20:00	12/09/11 06:12	1
Chloroethane	2.0	U	2.0	0.35	ug/Kg	☼	12/01/11 20:00	12/09/11 06:12	1
Chloroform	2.0	U	2.0	0.12	ug/Kg	☼	12/01/11 20:00	12/09/11 06:12	1
Chloromethane	2.0	U	2.0	0.17	ug/Kg	☼	12/01/11 20:00	12/09/11 06:12	1
1,1-Dichloroethane	2.0	U	2.0	0.15	ug/Kg	☼	12/01/11 20:00	12/09/11 06:12	1
1,2-Dichloroethane	2.0	U	2.0	0.14	ug/Kg	☼	12/01/11 20:00	12/09/11 06:12	1
1,1-Dichloroethene	2.0	U	2.0	0.21	ug/Kg	☼	12/01/11 20:00	12/09/11 06:12	1
1,2-Dichloropropane	2.0	U	2.0	0.28	ug/Kg	☼	12/01/11 20:00	12/09/11 06:12	1
cis-1,3-Dichloropropene	2.0	U	2.0	0.14	ug/Kg	☼	12/01/11 20:00	12/09/11 06:12	1
trans-1,3-Dichloropropene	2.0	U	2.0	0.22	ug/Kg	☼	12/01/11 20:00	12/09/11 06:12	1
Ethylbenzene	2.0	U	2.0	0.11	ug/Kg	☼	12/01/11 20:00	12/09/11 06:12	1
2-Hexanone	8.1	U	8.1	0.26	ug/Kg	☼	12/01/11 20:00	12/09/11 06:12	1
Methylene Chloride	2.0	U	2.0	0.27	ug/Kg	☼	12/01/11 20:00	12/09/11 06:12	1
4-Methyl-2-pentanone (MIBK)	8.1	U	8.1	0.22	ug/Kg	☼	12/01/11 20:00	12/09/11 06:12	1
Styrene	2.0	U	2.0	0.061	ug/Kg	☼	12/01/11 20:00	12/09/11 06:12	1
1,1,2,2-Tetrachloroethane	2.0	U	2.0	0.14	ug/Kg	☼	12/01/11 20:00	12/09/11 06:12	1
Tetrachloroethene	2.0	U	2.0	0.21	ug/Kg	☼	12/01/11 20:00	12/09/11 06:12	1
Toluene	2.0	U	2.0	0.11	ug/Kg	☼	12/01/11 20:00	12/09/11 06:12	1
Trichloroethene	2.0	U	2.0	0.17	ug/Kg	☼	12/01/11 20:00	12/09/11 06:12	1
Vinyl chloride	2.0	U	2.0	0.16	ug/Kg	☼	12/01/11 20:00	12/09/11 06:12	1
Xylenes, Total	4.1	U	4.1	0.27	ug/Kg	☼	12/01/11 20:00	12/09/11 06:12	1
1,1,1-Trichloroethane	2.0	U	2.0	0.23	ug/Kg	☼	12/01/11 20:00	12/09/11 06:12	1
1,1,2-Trichloroethane	2.0	U	2.0	0.16	ug/Kg	☼	12/01/11 20:00	12/09/11 06:12	1
Cyclohexane	4.1	U	4.1	0.13	ug/Kg	☼	12/01/11 20:00	12/09/11 06:12	1
1,2-Dibromo-3-Chloropropane	4.1	U	4.1	0.53	ug/Kg	☼	12/01/11 20:00	12/09/11 06:12	1
Ethylene Dibromide	2.0	U	2.0	0.20	ug/Kg	☼	12/01/11 20:00	12/09/11 06:12	1
Dichlorodifluoromethane	2.0	U	2.0	0.20	ug/Kg	☼	12/01/11 20:00	12/09/11 06:12	1
cis-1,2-Dichloroethene	2.0	U	2.0	0.15	ug/Kg	☼	12/01/11 20:00	12/09/11 06:12	1
trans-1,2-Dichloroethene	2.0	U	2.0	0.17	ug/Kg	☼	12/01/11 20:00	12/09/11 06:12	1
Isopropylbenzene	2.0	U	2.0	0.065	ug/Kg	☼	12/01/11 20:00	12/09/11 06:12	1
Methyl acetate	4.1	U	4.1	0.57	ug/Kg	☼	12/01/11 20:00	12/09/11 06:12	1
Methyl tert-butyl ether	8.1	U	8.1	0.17	ug/Kg	☼	12/01/11 20:00	12/09/11 06:12	1
1,1,2-Trichloro-1,2,2-trifluoroethane	2.0	U	2.0	0.53	ug/Kg	☼	12/01/11 20:00	12/09/11 06:12	1
1,2,4-Trichlorobenzene	2.0	U	2.0	0.11	ug/Kg	☼	12/01/11 20:00	12/09/11 06:12	1
1,2-Dichlorobenzene	2.0	U	2.0	0.15	ug/Kg	☼	12/01/11 20:00	12/09/11 06:12	1
1,3-Dichlorobenzene	2.0	U	2.0	0.14	ug/Kg	☼	12/01/11 20:00	12/09/11 06:12	1
1,4-Dichlorobenzene	2.0	U	2.0	0.27	ug/Kg	☼	12/01/11 20:00	12/09/11 06:12	1
Trichlorofluoromethane	2.0	U	2.0	0.14	ug/Kg	☼	12/01/11 20:00	12/09/11 06:12	1
Chlorodibromomethane	2.0	U	2.0	0.22	ug/Kg	☼	12/01/11 20:00	12/09/11 06:12	1
Methylcyclohexane	4.1	U	4.1	0.13	ug/Kg	☼	12/01/11 20:00	12/09/11 06:12	1

Client: Conestoga-Rovers & Associates, Inc.
Project/Site: 17324-T07, RACER Former MTM

TestAmerica Job ID: 240-6402-1

Client Sample ID: S-017324-113011-TP-139
Date Collected: 11/30/11 09:55
Date Received: 12/01/11 09:20

Lab Sample ID: 240-6402-3
Matrix: Solid
Percent Solids: 88.3

Surrogate	%Recovery	Qualifier	Limits	Prepared	Analyzed	Dil Fac
1,2-Dichloroethane-d4 (Surr)	*94*		*58 - 123*	*12/01/11 20:00*	*12/09/11 06:12*	*1*
4-Bromofluorobenzene (Surr)	*93*		*52 - 136*	*12/01/11 20:00*	*12/09/11 06:12*	*1*
Toluene-d8 (Surr)	*102*		*67 - 125*	*12/01/11 20:00*	*12/09/11 06:12*	*1*
Dibromofluoromethane (Surr)	*96*		*37 - 132*	*12/01/11 20:00*	*12/09/11 06:12*	*1*

Method: 8270C - Semivolatile Organic Compounds (GC/MS)

Analyte	Result	Qualifier	RL	MDL	Unit	D	Prepared	Analyzed	Dil Fac
1,1'-Biphenyl	56	U	56	30	ug/Kg	☼	12/05/11 10:53	12/07/11 14:27	1
2,2'-oxybis[1-chloropropane]	110	U	110	11	ug/Kg	☼	12/05/11 10:53	12/07/11 14:27	1
2,4,5-Trichlorophenol	170	U	170	28	ug/Kg	☼	12/05/11 10:53	12/07/11 14:27	1
2,4,6-Trichlorophenol	170	U	170	90	ug/Kg	☼	12/05/11 10:53	12/07/11 14:27	1
2,4-Dichlorophenol	170	U	170	23	ug/Kg	☼	12/05/11 10:53	12/07/11 14:27	1
2,4-Dimethylphenol	170	U	170	23	ug/Kg	☼	12/05/11 10:53	12/07/11 14:27	1
2,4-Dinitrophenol	370	U	370	90	ug/Kg	☼	12/05/11 10:53	12/07/11 14:27	1
2,4-Dinitrotoluene	230	U	230	30	ug/Kg	☼	12/05/11 10:53	12/07/11 14:27	1
2,6-Dinitrotoluene	230	U	230	24	ug/Kg	☼	12/05/11 10:53	12/07/11 14:27	1
2-Chloronaphthalene	56	U	56	3.7	ug/Kg	☼	12/05/11 10:53	12/07/11 14:27	1
2-Chlorophenol	56	U	56	30	ug/Kg	☼	12/05/11 10:53	12/07/11 14:27	1
2-Methylnaphthalene	7.5	U	7.5	3.7	ug/Kg	☼	12/05/11 10:53	12/07/11 14:27	1
2-Methylphenol	230	U	230	90	ug/Kg	☼	12/05/11 10:53	12/07/11 14:27	1
2-Nitroaniline	230	U	230	10	ug/Kg	☼	12/05/11 10:53	12/07/11 14:27	1
2-Nitrophenol	56	U	56	30	ug/Kg	☼	12/05/11 10:53	12/07/11 14:27	1
3,3'-Dichlorobenzidine	110	U	110	20	ug/Kg	☼	12/05/11 10:53	12/07/11 14:27	1
3-Nitroaniline	230	U	230	18	ug/Kg	☼	12/05/11 10:53	12/07/11 14:27	1
4,6-Dinitro-2-methylphenol	170	U	170	90	ug/Kg	☼	12/05/11 10:53	12/07/11 14:27	1
4-Bromophenyl phenyl ether	56	U	56	15	ug/Kg	☼	12/05/11 10:53	12/07/11 14:27	1
4-Chloro-3-methylphenol	170	U	170	24	ug/Kg	☼	12/05/11 10:53	12/07/11 14:27	1
4-Chloroaniline	170	U	170	19	ug/Kg	☼	12/05/11 10:53	12/07/11 14:27	1
4-Chlorophenyl phenyl ether	56	U	56	15	ug/Kg	☼	12/05/11 10:53	12/07/11 14:27	1
4-Nitroaniline	230	U	230	29	ug/Kg	☼	12/05/11 10:53	12/07/11 14:27	1
4-Nitrophenol	370	U	370	90	ug/Kg	☼	12/05/11 10:53	12/07/11 14:27	1
Acenaphthene	7.5	U	7.5	3.7	ug/Kg	☼	12/05/11 10:53	12/07/11 14:27	1
Acenaphthylene	7.5	U	7.5	3.7	ug/Kg	☼	12/05/11 10:53	12/07/11 14:27	1
Acetophenone	110	U	110	10	ug/Kg	☼	12/05/11 10:53	12/07/11 14:27	1
Anthracene	7.5	U	7.5	3.7	ug/Kg	☼	12/05/11 10:53	12/07/11 14:27	1
Atrazine	230	U	230	10	ug/Kg	☼	12/05/11 10:53	12/07/11 14:27	1
Benzaldehyde	110	U	110	14	ug/Kg	☼	12/05/11 10:53	12/07/11 14:27	1
Benzo[a]anthracene	7.5	U	7.5	3.7	ug/Kg	☼	12/05/11 10:53	12/07/11 14:27	1
Benzo[a]pyrene	7.5	U	7.5	3.7	ug/Kg	☼	12/05/11 10:53	12/07/11 14:27	1
Benzo[b]fluoranthene	7.5	U	7.5	3.7	ug/Kg	☼	12/05/11 10:53	12/07/11 14:27	1
Benzo[g,h,i]perylene	7.5	U	7.5	3.7	ug/Kg	☼	12/05/11 10:53	12/07/11 14:27	1
Benzo[k]fluoranthene	7.5	U	7.5	3.7	ug/Kg	☼	12/05/11 10:53	12/07/11 14:27	1
Bis(2-chloroethoxy)methane	110	U	110	25	ug/Kg	☼	12/05/11 10:53	12/07/11 14:27	1
Bis(2-chloroethyl)ether	110	U	110	2.3	ug/Kg	☼	12/05/11 10:53	12/07/11 14:27	1
Bis(2-ethylhexyl) phthalate	**25**	**J**	56	21	ug/Kg	☼	12/05/11 10:53	12/07/11 14:27	1
Butyl benzyl phthalate	56	U	56	11	ug/Kg	☼	12/05/11 10:53	12/07/11 14:27	1
Caprolactam	370	U	370	42	ug/Kg	☼	12/05/11 10:53	12/07/11 14:27	1
Carbazole	56	U	56	30	ug/Kg	☼	12/05/11 10:53	12/07/11 14:27	1
Chrysene	7.5	U	7.5	1.2	ug/Kg	☼	12/05/11 10:53	12/07/11 14:27	1
Dibenz(a,h)anthracene	7.5	U	7.5	3.7	ug/Kg	☼	12/05/11 10:53	12/07/11 14:27	1
Dibenzofuran	56	U	56	3.7	ug/Kg	☼	12/05/11 10:53	12/07/11 14:27	1

Client Sample ID: S-017324-113011-TP-139
Date Collected: 11/30/11 09:55
Date Received: 12/01/11 09:20

Lab Sample ID: 240-6402-3
Matrix: Solid
Percent Solids: 88.3

Method: 8270C - Semivolatile Organic Compounds (GC/MS) (Continued)

Analyte	Result	Qualifier	RL	MDL	Unit	D	Prepared	Analyzed	Dil Fac
Diethyl phthalate	56	U	56	18	ug/Kg	☼	12/05/11 10:53	12/07/11 14:27	1
Dimethyl phthalate	56	U	56	19	ug/Kg	☼	12/05/11 10:53	12/07/11 14:27	1
Di-n-butyl phthalate	56	U	56	17	ug/Kg	☼	12/05/11 10:53	12/07/11 14:27	1
Di-n-octyl phthalate	56	U	56	30	ug/Kg	☼	12/05/11 10:53	12/07/11 14:27	1
Fluoranthene	7.5	U	7.5	3.7	ug/Kg	☼	12/05/11 10:53	12/07/11 14:27	1
Fluorene	7.5	U	7.5	3.7	ug/Kg	☼	12/05/11 10:53	12/07/11 14:27	1
Hexachlorobenzene	7.5	U	7.5	2.4	ug/Kg	☼	12/05/11 10:53	12/07/11 14:27	1
Hexachlorobutadiene	56	U	56	30	ug/Kg	☼	12/05/11 10:53	12/07/11 14:27	1
Hexachlorocyclopentadiene	370	U	370	30	ug/Kg	☼	12/05/11 10:53	12/07/11 14:27	1
Hexachloroethane	56	U	56	10	ug/Kg	☼	12/05/11 10:53	12/07/11 14:27	1
Indeno[1,2,3-cd]pyrene	7.5	U	7.5	3.7	ug/Kg	☼	12/05/11 10:53	12/07/11 14:27	1
Isophorone	56	U	56	15	ug/Kg	☼	12/05/11 10:53	12/07/11 14:27	1
Naphthalene	7.5	U	7.5	3.7	ug/Kg	☼	12/05/11 10:53	12/07/11 14:27	1
Nitrobenzene	110	U	110	2.5	ug/Kg	☼	12/05/11 10:53	12/07/11 14:27	1
N-Nitrosodi-n-propylamine	56	U	56	30	ug/Kg	☼	12/05/11 10:53	12/07/11 14:27	1
N-Nitrosodiphenylamine	56	U	56	24	ug/Kg	☼	12/05/11 10:53	12/07/11 14:27	1
Pentachlorophenol	170	U	170	90	ug/Kg	☼	12/05/11 10:53	12/07/11 14:27	1
Phenol	56	U	56	30	ug/Kg	☼	12/05/11 10:53	12/07/11 14:27	1
Phenanthrene	7.5	U	7.5	3.7	ug/Kg	☼	12/05/11 10:53	12/07/11 14:27	1
Pyrene	7.5	U	7.5	3.7	ug/Kg	☼	12/05/11 10:53	12/07/11 14:27	1
3 & 4 Methylphenol	450	U	450	23	ug/Kg	☼	12/05/11 10:53	12/07/11 14:27	1

Surrogate	*%Recovery*	*Qualifier*	*Limits*	*Prepared*	*Analyzed*	*Dil Fac*
2-Fluorobiphenyl (Surr)	*46*		*34 - 110*	*12/05/11 10:53*	*12/07/11 14:27*	*1*
2-Fluorophenol (Surr)	*48*		*26 - 110*	*12/05/11 10:53*	*12/07/11 14:27*	*1*
2,4,6-Tribromophenol (Surr)	*0*	*X*	*10 - 118*	*12/05/11 10:53*	*12/07/11 14:27*	*1*
Nitrobenzene-d5 (Surr)	*49*		*24 - 112*	*12/05/11 10:53*	*12/07/11 14:27*	*1*
Phenol-d5 (Surr)	*45*		*28 - 110*	*12/05/11 10:53*	*12/07/11 14:27*	*1*
Terphenyl-d14 (Surr)	*67*		*41 - 119*	*12/05/11 10:53*	*12/07/11 14:27*	*1*

Method: 8082 - Polychlorinated Biphenyls (PCBs) by Gas Chromatography

Analyte	Result	Qualifier	RL	MDL	Unit	D	Prepared	Analyzed	Dil Fac
Aroclor-1016	37	U	37	24	ug/Kg	☼	12/03/11 10:35	12/07/11 05:48	1
Aroclor-1221	37	U	37	18	ug/Kg	☼	12/03/11 10:35	12/07/11 05:48	1
Aroclor-1232	37	U	37	16	ug/Kg	☼	12/03/11 10:35	12/07/11 05:48	1
Aroclor-1242	37	U	37	15	ug/Kg	☼	12/03/11 10:35	12/07/11 05:48	1
Aroclor-1248	37	U	37	19	ug/Kg	☼	12/03/11 10:35	12/07/11 05:48	1
Aroclor-1254	37	U	37	19	ug/Kg	☼	12/03/11 10:35	12/07/11 05:48	1
Aroclor-1260	37	U	37	19	ug/Kg	☼	12/03/11 10:35	12/07/11 05:48	1

Surrogate	*%Recovery*	*Qualifier*	*Limits*	*Prepared*	*Analyzed*	*Dil Fac*
Tetrachloro-m-xylene	*77*		*29 - 151*	*12/03/11 10:35*	*12/07/11 05:48*	*1*
DCB Decachlorobiphenyl	*79*		*14 - 163*	*12/03/11 10:35*	*12/07/11 05:48*	*1*

Method: 6010B - Metals (ICP)

Analyte	Result	Qualifier	RL	MDL	Unit	D	Prepared	Analyzed	Dil Fac
Aluminum	**7600**		18	8.8	mg/Kg	☼	12/05/11 09:44	12/06/11 23:47	1
Antimony	0.91	U	0.91	0.36	mg/Kg	☼	12/05/11 09:44	12/06/11 23:47	1
Barium	**57**	**B**	18	0.065	mg/Kg	☼	12/05/11 09:44	12/06/11 23:47	1
Beryllium	**0.41**	**J**	0.46	0.039	mg/Kg	☼	12/05/11 09:44	12/06/11 23:47	1
Calcium	**110000**	**B**	2300	73	mg/Kg	☼	12/05/11 09:44	12/07/11 14:55	5

Client: Conestoga-Rovers & Associates, Inc.
Project/Site: 17324-T07, RACER Former MTM

TestAmerica Job ID: 240-6402-1

Client Sample ID: S-017324-113011-TP-139
Date Collected: 11/30/11 09:55
Date Received: 12/01/11 09:20

Lab Sample ID: 240-6402-3
Matrix: Solid
Percent Solids: 88.3

Method: 6010B - Metals (ICP) (Continued)

Analyte	Result	Qualifier	RL	MDL	Unit	D	Prepared	Analyzed	Dil Fac
Cadmium	0.12	J	0.18	0.033	mg/Kg	☼	12/05/11 09:44	12/06/11 23:47	1
Cobalt	5.8		4.6	0.15	mg/Kg	☼	12/05/11 09:44	12/06/11 23:47	1
Chromium	12		0.46	0.18	mg/Kg	☼	12/05/11 09:44	12/06/11 23:47	1
Copper	14		2.3	0.68	mg/Kg	☼	12/05/11 09:44	12/06/11 23:47	1
Iron	14000		9.1	4.5	mg/Kg	☼	12/05/11 09:44	12/06/11 23:47	1
Potassium	1700	B	460	5.7	mg/Kg	☼	12/05/11 09:44	12/06/11 23:47	1
Magnesium	39000	B	460	4.7	mg/Kg	☼	12/05/11 09:44	12/06/11 23:47	1
Manganese	280		1.4	0.068	mg/Kg	☼	12/05/11 09:44	12/06/11 23:47	1
Silver	0.46	U	0.46	0.091	mg/Kg	☼	12/05/11 09:44	12/06/11 23:47	1
Sodium	120	J	460	60	mg/Kg	☼	12/05/11 09:44	12/06/11 23:47	1
Nickel	16		3.7	0.25	mg/Kg	☼	12/05/11 09:44	12/06/11 23:47	1
Vanadium	17		4.6	0.11	mg/Kg	☼	12/05/11 09:44	12/06/11 23:47	1
Zinc	40		1.8	0.91	mg/Kg	☼	12/05/11 09:44	12/06/11 23:47	1
Arsenic	4.7		0.91	0.27	mg/Kg	☼	12/05/11 09:44	12/06/11 23:47	1
Lead	6.5		0.27	0.17	mg/Kg	☼	12/05/11 09:44	12/06/11 23:47	1
Selenium	0.46	U	0.46	0.41	mg/Kg	☼	12/05/11 09:44	12/06/11 23:47	1
Thallium	0.91	U	0.91	0.50	mg/Kg	☼	12/05/11 09:44	12/06/11 23:47	1

Method: 7471A - Mercury (CVAA)

Analyte	Result	Qualifier	RL	MDL	Unit	D	Prepared	Analyzed	Dil Fac
Mercury	0.098	U	0.098	0.015	mg/Kg	☼	12/05/11 13:30	12/06/11 10:10	1

Client: Conestoga-Rovers & Associates, Inc.
Project/Site: 17324-T07, RACER Former MTM

TestAmerica Job ID: 240-6402-1

Client Sample ID: S-017324-113011-TP-140
Date Collected: 11/30/11 10:35
Date Received: 12/01/11 09:20

Lab Sample ID: 240-6402-4
Matrix: Solid
Percent Solids: 88.1

Method: 8260B - Volatile Organic Compounds (GC/MS)

Analyte	Result	Qualifier	RL	MDL	Unit	D	Prepared	Analyzed	Dil Fac
Acetone	12	U	12	3.8	ug/Kg	☼	12/01/11 20:00	12/08/11 19:28	1
Acetone	6.6	U	6.6	2.1	ug/Kg	☼	12/01/11 20:00	12/09/11 17:28	1
Benzene	3.0	U	3.0	0.14	ug/Kg	☼	12/01/11 20:00	12/08/11 19:28	1
Benzene	1.7	U	1.7	0.076	ug/Kg	☼	12/01/11 20:00	12/09/11 17:28	1
Dichlorobromomethane	3.0	U	3.0	0.17	ug/Kg	☼	12/01/11 20:00	12/08/11 19:28	1
Dichlorobromomethane	1.7	U	1.7	0.093	ug/Kg	☼	12/01/11 20:00	12/09/11 17:28	1
Bromoform	3.0	U	3.0	0.20	ug/Kg	☼	12/01/11 20:00	12/08/11 19:28	1
Bromoform	1.7	U	1.7	0.11	ug/Kg	☼	12/01/11 20:00	12/09/11 17:28	1
Bromomethane	3.0	U	3.0	0.33	ug/Kg	☼	12/01/11 20:00	12/08/11 19:28	1
Bromomethane	1.7	U	1.7	0.18	ug/Kg	☼	12/01/11 20:00	12/09/11 17:28	1
2-Butanone (MEK)	12	U	12	0.85	ug/Kg	☼	12/01/11 20:00	12/08/11 19:28	1
2-Butanone (MEK)	6.6	U	6.6	0.46	ug/Kg	☼	12/01/11 20:00	12/09/11 17:28	1
Carbon disulfide	3.0	U	3.0	0.27	ug/Kg	☼	12/01/11 20:00	12/08/11 19:28	1
Carbon disulfide	1.7	U	1.7	0.15	ug/Kg	☼	12/01/11 20:00	12/09/11 17:28	1
Carbon tetrachloride	3.0	U	3.0	0.22	ug/Kg	☼	12/01/11 20:00	12/08/11 19:28	1
Carbon tetrachloride	1.7	U	1.7	0.12	ug/Kg	☼	12/01/11 20:00	12/09/11 17:28	1
Chlorobenzene	3.0	U	3.0	0.20	ug/Kg	☼	12/01/11 20:00	12/08/11 19:28	1
Chlorobenzene	1.7	U	1.7	0.11	ug/Kg	☼	12/01/11 20:00	12/09/11 17:28	1
Chloroethane	3.0	U *	3.0	0.52	ug/Kg	☼	12/01/11 20:00	12/08/11 19:28	1
Chloroethane	1.7	U	1.7	0.29	ug/Kg	☼	12/01/11 20:00	12/09/11 17:28	1
Chloroform	3.0	U	3.0	0.18	ug/Kg	☼	12/01/11 20:00	12/08/11 19:28	1
Chloroform	1.7	U	1.7	0.096	ug/Kg	☼	12/01/11 20:00	12/09/11 17:28	1
Chloromethane	3.0	U	3.0	0.25	ug/Kg	☼	12/01/11 20:00	12/08/11 19:28	1
Chloromethane	1.7	U	1.7	0.14	ug/Kg	☼	12/01/11 20:00	12/09/11 17:28	1
1,1-Dichloroethane	3.0	U	3.0	0.22	ug/Kg	☼	12/01/11 20:00	12/08/11 19:28	1
1,1-Dichloroethane	1.7	U	1.7	0.12	ug/Kg	☼	12/01/11 20:00	12/09/11 17:28	1
1,2-Dichloroethane	**0.58**	**J**	3.0	0.21	ug/Kg	☼	12/01/11 20:00	12/08/11 19:28	1
1,2-Dichloroethane	**0.29**	**J**	1.7	0.11	ug/Kg	☼	12/01/11 20:00	12/09/11 17:28	1
1,1-Dichloroethene	3.0	U	3.0	0.31	ug/Kg	☼	12/01/11 20:00	12/08/11 19:28	1
1,1-Dichloroethene	1.7	U	1.7	0.17	ug/Kg	☼	12/01/11 20:00	12/09/11 17:28	1
1,2-Dichloropropane	3.0	U	3.0	0.42	ug/Kg	☼	12/01/11 20:00	12/08/11 19:28	1
1,2-Dichloropropane	1.7	U	1.7	0.23	ug/Kg	☼	12/01/11 20:00	12/09/11 17:28	1
cis-1,3-Dichloropropene	3.0	U	3.0	0.21	ug/Kg	☼	12/01/11 20:00	12/08/11 19:28	1
cis-1,3-Dichloropropene	1.7	U	1.7	0.11	ug/Kg	☼	12/01/11 20:00	12/09/11 17:28	1
trans-1,3-Dichloropropene	3.0	U	3.0	0.33	ug/Kg	☼	12/01/11 20:00	12/08/11 19:28	1
trans-1,3-Dichloropropene	1.7	U	1.7	0.18	ug/Kg	☼	12/01/11 20:00	12/09/11 17:28	1
Ethylbenzene	3.0	U	3.0	0.16	ug/Kg	☼	12/01/11 20:00	12/08/11 19:28	1
Ethylbenzene	1.7	U	1.7	0.086	ug/Kg	☼	12/01/11 20:00	12/09/11 17:28	1
2-Hexanone	12	U	12	0.38	ug/Kg	☼	12/01/11 20:00	12/08/11 19:28	1
2-Hexanone	6.6	U	6.6	0.21	ug/Kg	☼	12/01/11 20:00	12/09/11 17:28	1
Methylene Chloride	3.0	U	3.0	0.41	ug/Kg	☼	12/01/11 20:00	12/08/11 19:28	1
Methylene Chloride	1.7	U	1.7	0.22	ug/Kg	☼	12/01/11 20:00	12/09/11 17:28	1
4-Methyl-2-pentanone (MIBK)	12	U	12	0.33	ug/Kg	☼	12/01/11 20:00	12/08/11 19:28	1
4-Methyl-2-pentanone (MIBK)	6.6	U	6.6	0.18	ug/Kg	☼	12/01/11 20:00	12/09/11 17:28	1
Styrene	3.0	U	3.0	0.091	ug/Kg	☼	12/01/11 20:00	12/08/11 19:28	1
Styrene	1.7	U	1.7	0.050	ug/Kg	☼	12/01/11 20:00	12/09/11 17:28	1
1,1,2,2-Tetrachloroethane	3.0	U	3.0	0.21	ug/Kg	☼	12/01/11 20:00	12/08/11 19:28	1
1,1,2,2-Tetrachloroethane	1.7	U	1.7	0.11	ug/Kg	☼	12/01/11 20:00	12/09/11 17:28	1
Tetrachloroethene	3.0	U	3.0	0.31	ug/Kg	☼	12/01/11 20:00	12/08/11 19:28	1
Tetrachloroethene	1.7	U	1.7	0.17	ug/Kg	☼	12/01/11 20:00	12/09/11 17:28	1

Client Sample ID: S-017324-113011-TP-140
Date Collected: 11/30/11 10:35
Date Received: 12/01/11 09:20

Lab Sample ID: 240-6402-4
Matrix: Solid
Percent Solids: 88.1

Method: 8260B - Volatile Organic Compounds (GC/MS) (Continued)

Analyte	Result	Qualifier	RL	MDL	Unit	D	Prepared	Analyzed	Dil Fac
Toluene	**0.54**	**J**	3.0	0.16	ug/Kg	☼	12/01/11 20:00	12/08/11 19:28	1
Toluene	**0.33**	**J**	1.7	0.090	ug/Kg	☼	12/01/11 20:00	12/09/11 17:28	1
Trichloroethene	3.0	U	3.0	0.25	ug/Kg	☼	12/01/11 20:00	12/08/11 19:28	1
Trichloroethene	1.7	U	1.7	0.14	ug/Kg	☼	12/01/11 20:00	12/09/11 17:28	1
Vinyl chloride	3.0	U	3.0	0.24	ug/Kg	☼	12/01/11 20:00	12/08/11 19:28	1
Vinyl chloride	1.7	U	1.7	0.13	ug/Kg	☼	12/01/11 20:00	12/09/11 17:28	1
Xylenes, Total	6.1	U	6.1	0.41	ug/Kg	☼	12/01/11 20:00	12/08/11 19:28	1
Xylenes, Total	3.3	U	3.3	0.22	ug/Kg	☼	12/01/11 20:00	12/09/11 17:28	1
1,1,1-Trichloroethane	3.0	U	3.0	0.34	ug/Kg	☼	12/01/11 20:00	12/08/11 19:28	1
1,1,1-Trichloroethane	1.7	U	1.7	0.19	ug/Kg	☼	12/01/11 20:00	12/09/11 17:28	1
1,1,2-Trichloroethane	3.0	U	3.0	0.24	ug/Kg	☼	12/01/11 20:00	12/08/11 19:28	1
1,1,2-Trichloroethane	1.7	U	1.7	0.13	ug/Kg	☼	12/01/11 20:00	12/09/11 17:28	1
Cyclohexane	6.1	U *	6.1	0.20	ug/Kg	☼	12/01/11 20:00	12/08/11 19:28	1
Cyclohexane	3.3	U	3.3	0.11	ug/Kg	☼	12/01/11 20:00	12/09/11 17:28	1
1,2-Dibromo-3-Chloropropane	6.1	U	6.1	0.79	ug/Kg	☼	12/01/11 20:00	12/08/11 19:28	1
1,2-Dibromo-3-Chloropropane	3.3	U	3.3	0.43	ug/Kg	☼	12/01/11 20:00	12/09/11 17:28	1
Ethylene Dibromide	3.0	U	3.0	0.30	ug/Kg	☼	12/01/11 20:00	12/08/11 19:28	1
Ethylene Dibromide	1.7	U	1.7	0.17	ug/Kg	☼	12/01/11 20:00	12/09/11 17:28	1
Dichlorodifluoromethane	3.0	U	3.0	0.30	ug/Kg	☼	12/01/11 20:00	12/08/11 19:28	1
Dichlorodifluoromethane	1.7	U	1.7	0.17	ug/Kg	☼	12/01/11 20:00	12/09/11 17:28	1
cis-1,2-Dichloroethene	3.0	U	3.0	0.22	ug/Kg	☼	12/01/11 20:00	12/08/11 19:28	1
cis-1,2-Dichloroethene	1.7	U	1.7	0.12	ug/Kg	☼	12/01/11 20:00	12/09/11 17:28	1
trans-1,2-Dichloroethene	3.0	U	3.0	0.25	ug/Kg	☼	12/01/11 20:00	12/08/11 19:28	1
trans-1,2-Dichloroethene	1.7	U	1.7	0.14	ug/Kg	☼	12/01/11 20:00	12/09/11 17:28	1
Isopropylbenzene	3.0	U	3.0	0.097	ug/Kg	☼	12/01/11 20:00	12/08/11 19:28	1
Isopropylbenzene	1.7	U	1.7	0.053	ug/Kg	☼	12/01/11 20:00	12/09/11 17:28	1
Methyl acetate	6.1	U	6.1	0.85	ug/Kg	☼	12/01/11 20:00	12/08/11 19:28	1
Methyl acetate	**0.63**	**J**	3.3	0.46	ug/Kg	☼	12/01/11 20:00	12/09/11 17:28	1
Methyl tert-butyl ether	12	U	12	0.26	ug/Kg	☼	12/01/11 20:00	12/08/11 19:28	1
Methyl tert-butyl ether	6.6	U	6.6	0.14	ug/Kg	☼	12/01/11 20:00	12/09/11 17:28	1
1,1,2-Trichloro-1,2,2-trifluoroethane	3.0	U *	3.0	0.79	ug/Kg	☼	12/01/11 20:00	12/08/11 19:28	1
1,1,2-Trichloro-1,2,2-trifluoroethane	1.7	U	1.7	0.43	ug/Kg	☼	12/01/11 20:00	12/09/11 17:28	1
1,2,4-Trichlorobenzene	3.0	U	3.0	0.16	ug/Kg	☼	12/01/11 20:00	12/08/11 19:28	1
1,2,4-Trichlorobenzene	1.7	U	1.7	0.090	ug/Kg	☼	12/01/11 20:00	12/09/11 17:28	1
1,2-Dichlorobenzene	3.0	U	3.0	0.22	ug/Kg	☼	12/01/11 20:00	12/08/11 19:28	1
1,2-Dichlorobenzene	1.7	U	1.7	0.12	ug/Kg	☼	12/01/11 20:00	12/09/11 17:28	1
1,3-Dichlorobenzene	3.0	U	3.0	0.21	ug/Kg	☼	12/01/11 20:00	12/08/11 19:28	1
1,3-Dichlorobenzene	1.7	U	1.7	0.12	ug/Kg	☼	12/01/11 20:00	12/09/11 17:28	1
1,4-Dichlorobenzene	3.0	U	3.0	0.40	ug/Kg	☼	12/01/11 20:00	12/08/11 19:28	1
1,4-Dichlorobenzene	1.7	U	1.7	0.22	ug/Kg	☼	12/01/11 20:00	12/09/11 17:28	1
Trichlorofluoromethane	3.0	U	3.0	0.21	ug/Kg	☼	12/01/11 20:00	12/08/11 19:28	1
Trichlorofluoromethane	1.7	U	1.7	0.11	ug/Kg	☼	12/01/11 20:00	12/09/11 17:28	1
Chlorodibromomethane	3.0	U	3.0	0.33	ug/Kg	☼	12/01/11 20:00	12/08/11 19:28	1
Chlorodibromomethane	1.7	U	1.7	0.18	ug/Kg	☼	12/01/11 20:00	12/09/11 17:28	1
Methylcyclohexane	6.1	U	6.1	0.19	ug/Kg	☼	12/01/11 20:00	12/08/11 19:28	1
Methylcyclohexane	3.3	U	3.3	0.10	ug/Kg	☼	12/01/11 20:00	12/09/11 17:28	1

Surrogate	*%Recovery*	*Qualifier*	*Limits*	*Prepared*	*Analyzed*	*Dil Fac*
1,2-Dichloroethane-d4 (Surr)	*111*		*58 - 123*	*12/01/11 20:00*	*12/08/11 19:28*	*1*
1,2-Dichloroethane-d4 (Surr)	*106*		*58 - 123*	*12/01/11 20:00*	*12/09/11 17:28*	*1*

Client Sample ID: S-017324-113011-TP-140
Date Collected: 11/30/11 10:35
Date Received: 12/01/11 09:20

Lab Sample ID: 240-6402-4
Matrix: Solid
Percent Solids: 88.1

Method: 8260B - Volatile Organic Compounds (GC/MS) (Continued)

Surrogate	*%Recovery*	*Qualifier*	*Limits*	*Prepared*	*Analyzed*	*Dil Fac*
4-Bromofluorobenzene (Surr)	*106*		*52 - 136*	*12/01/11 20:00*	*12/08/11 19:28*	*1*
4-Bromofluorobenzene (Surr)	*116*		*52 - 136*	*12/01/11 20:00*	*12/09/11 17:28*	*1*
Toluene-d8 (Surr)	*104*		*67 - 125*	*12/01/11 20:00*	*12/08/11 19:28*	*1*
Toluene-d8 (Surr)	*109*		*67 - 125*	*12/01/11 20:00*	*12/09/11 17:28*	*1*
Dibromofluoromethane (Surr)	*99*		*37 - 132*	*12/01/11 20:00*	*12/08/11 19:28*	*1*
Dibromofluoromethane (Surr)	*90*		*37 - 132*	*12/01/11 20:00*	*12/09/11 17:28*	*1*

Method: 8270C - Semivolatile Organic Compounds (GC/MS)

Analyte	Result	Qualifier	RL	MDL	Unit	D	Prepared	Analyzed	Dil Fac
1,1'-Biphenyl	57	U	57	31	ug/Kg	☼	12/05/11 10:53	12/07/11 14:44	1
2,2'-oxybis[1-chloropropane]	110	U	110	11	ug/Kg	☼	12/05/11 10:53	12/07/11 14:44	1
2,4,5-Trichlorophenol	170	U	170	28	ug/Kg	☼	12/05/11 10:53	12/07/11 14:44	1
2,4,6-Trichlorophenol	170	U	170	91	ug/Kg	☼	12/05/11 10:53	12/07/11 14:44	1
2,4-Dichlorophenol	170	U	170	23	ug/Kg	☼	12/05/11 10:53	12/07/11 14:44	1
2,4-Dimethylphenol	170	U	170	23	ug/Kg	☼	12/05/11 10:53	12/07/11 14:44	1
2,4-Dinitrophenol	370	U	370	91	ug/Kg	☼	12/05/11 10:53	12/07/11 14:44	1
2,4-Dinitrotoluene	230	U	230	31	ug/Kg	☼	12/05/11 10:53	12/07/11 14:44	1
2,6-Dinitrotoluene	230	U	230	24	ug/Kg	☼	12/05/11 10:53	12/07/11 14:44	1
2-Chloronaphthalene	57	U	57	3.7	ug/Kg	☼	12/05/11 10:53	12/07/11 14:44	1
2-Chlorophenol	57	U	57	31	ug/Kg	☼	12/05/11 10:53	12/07/11 14:44	1
2-Methylnaphthalene	7.6	U	7.6	3.7	ug/Kg	☼	12/05/11 10:53	12/07/11 14:44	1
2-Methylphenol	230	U	230	91	ug/Kg	☼	12/05/11 10:53	12/07/11 14:44	1
2-Nitroaniline	230	U	230	10	ug/Kg	☼	12/05/11 10:53	12/07/11 14:44	1
2-Nitrophenol	57	U	57	31	ug/Kg	☼	12/05/11 10:53	12/07/11 14:44	1
3,3'-Dichlorobenzidine	110	U	110	20	ug/Kg	☼	12/05/11 10:53	12/07/11 14:44	1
3-Nitroaniline	230	U	230	18	ug/Kg	☼	12/05/11 10:53	12/07/11 14:44	1
4,6-Dinitro-2-methylphenol	170	U	170	91	ug/Kg	☼	12/05/11 10:53	12/07/11 14:44	1
4-Bromophenyl phenyl ether	57	U	57	15	ug/Kg	☼	12/05/11 10:53	12/07/11 14:44	1
4-Chloro-3-methylphenol	170	U	170	24	ug/Kg	☼	12/05/11 10:53	12/07/11 14:44	1
4-Chloroaniline	170	U	170	19	ug/Kg	☼	12/05/11 10:53	12/07/11 14:44	1
4-Chlorophenyl phenyl ether	57	U	57	15	ug/Kg	☼	12/05/11 10:53	12/07/11 14:44	1
4-Nitroaniline	230	U	230	29	ug/Kg	☼	12/05/11 10:53	12/07/11 14:44	1
4-Nitrophenol	370	U	370	91	ug/Kg	☼	12/05/11 10:53	12/07/11 14:44	1
Acenaphthene	7.6	U	7.6	3.7	ug/Kg	☼	12/05/11 10:53	12/07/11 14:44	1
Acenaphthylene	7.6	U	7.6	3.7	ug/Kg	☼	12/05/11 10:53	12/07/11 14:44	1
Acetophenone	110	U	110	10	ug/Kg	☼	12/05/11 10:53	12/07/11 14:44	1
Anthracene	7.6	U	7.6	3.7	ug/Kg	☼	12/05/11 10:53	12/07/11 14:44	1
Atrazine	230	U	230	10	ug/Kg	☼	12/05/11 10:53	12/07/11 14:44	1
Benzaldehyde	110	U	110	14	ug/Kg	☼	12/05/11 10:53	12/07/11 14:44	1
Benzo[a]anthracene	**15**		7.6	3.7	ug/Kg	☼	12/05/11 10:53	12/07/11 14:44	1
Benzo[a]pyrene	**8.7**		7.6	3.7	ug/Kg	☼	12/05/11 10:53	12/07/11 14:44	1
Benzo[b]fluoranthene	**16**		7.6	3.7	ug/Kg	☼	12/05/11 10:53	12/07/11 14:44	1
Benzo[g,h,i]perylene	**11**		7.6	3.7	ug/Kg	☼	12/05/11 10:53	12/07/11 14:44	1
Benzo[k]fluoranthene	**7.7**		7.6	3.7	ug/Kg	☼	12/05/11 10:53	12/07/11 14:44	1
Bis(2-chloroethoxy)methane	110	U	110	25	ug/Kg	☼	12/05/11 10:53	12/07/11 14:44	1
Bis(2-chloroethyl)ether	110	U	110	2.3	ug/Kg	☼	12/05/11 10:53	12/07/11 14:44	1
Bis(2-ethylhexyl) phthalate	**47**	**J**	57	22	ug/Kg	☼	12/05/11 10:53	12/07/11 14:44	1
Butyl benzyl phthalate	57	U	57	11	ug/Kg	☼	12/05/11 10:53	12/07/11 14:44	1
Caprolactam	370	U	370	42	ug/Kg	☼	12/05/11 10:53	12/07/11 14:44	1
Carbazole	57	U	57	31	ug/Kg	☼	12/05/11 10:53	12/07/11 14:44	1

Client: Conestoga-Rovers & Associates, Inc.
Project/Site: 17324-T07, RACER Former MTM

TestAmerica Job ID: 240-6402-1

Client Sample ID: S-017324-113011-TP-140
Date Collected: 11/30/11 10:35
Date Received: 12/01/11 09:20

Lab Sample ID: 240-6402-4
Matrix: Solid
Percent Solids: 88.1

Method: 8270C - Semivolatile Organic Compounds (GC/MS) (Continued)

Analyte	Result	Qualifier	RL	MDL	Unit	D	Prepared	Analyzed	Dil Fac
Chrysene	**12**		7.6	1.2	ug/Kg	☼	12/05/11 10:53	12/07/11 14:44	1
Dibenz(a,h)anthracene	7.6	U	7.6	3.7	ug/Kg	☼	12/05/11 10:53	12/07/11 14:44	1
Dibenzofuran	57	U	57	3.7	ug/Kg	☼	12/05/11 10:53	12/07/11 14:44	1
Diethyl phthalate	57	U	57	18	ug/Kg	☼	12/05/11 10:53	12/07/11 14:44	1
Dimethyl phthalate	57	U	57	19	ug/Kg	☼	12/05/11 10:53	12/07/11 14:44	1
Di-n-butyl phthalate	57	U	57	17	ug/Kg	☼	12/05/11 10:53	12/07/11 14:44	1
Di-n-octyl phthalate	57	U	57	31	ug/Kg	☼	12/05/11 10:53	12/07/11 14:44	1
Fluoranthene	**18**		7.6	3.7	ug/Kg	☼	12/05/11 10:53	12/07/11 14:44	1
Fluorene	7.6	U	7.6	3.7	ug/Kg	☼	12/05/11 10:53	12/07/11 14:44	1
Hexachlorobenzene	7.6	U	7.6	2.4	ug/Kg	☼	12/05/11 10:53	12/07/11 14:44	1
Hexachlorobutadiene	57	U	57	31	ug/Kg	☼	12/05/11 10:53	12/07/11 14:44	1
Hexachlorocyclopentadiene	370	U	370	31	ug/Kg	☼	12/05/11 10:53	12/07/11 14:44	1
Hexachloroethane	57	U	57	10	ug/Kg	☼	12/05/11 10:53	12/07/11 14:44	1
Indeno[1,2,3-cd]pyrene	**8.5**		7.6	3.7	ug/Kg	☼	12/05/11 10:53	12/07/11 14:44	1
Isophorone	57	U	57	15	ug/Kg	☼	12/05/11 10:53	12/07/11 14:44	1
Naphthalene	7.6	U	7.6	3.7	ug/Kg	☼	12/05/11 10:53	12/07/11 14:44	1
Nitrobenzene	110	U	110	2.5	ug/Kg	☼	12/05/11 10:53	12/07/11 14:44	1
N-Nitrosodi-n-propylamine	57	U	57	31	ug/Kg	☼	12/05/11 10:53	12/07/11 14:44	1
N-Nitrosodiphenylamine	57	U	57	24	ug/Kg	☼	12/05/11 10:53	12/07/11 14:44	1
Pentachlorophenol	170	U	170	91	ug/Kg	☼	12/05/11 10:53	12/07/11 14:44	1
Phenol	57	U	57	31	ug/Kg	☼	12/05/11 10:53	12/07/11 14:44	1
Phenanthrene	**10**		7.6	3.7	ug/Kg	☼	12/05/11 10:53	12/07/11 14:44	1
Pyrene	**17**		7.6	3.7	ug/Kg	☼	12/05/11 10:53	12/07/11 14:44	1
3 & 4 Methylphenol	450	U	450	23	ug/Kg	☼	12/05/11 10:53	12/07/11 14:44	1

Surrogate	*%Recovery*	*Qualifier*	*Limits*	*Prepared*	*Analyzed*	*Dil Fac*
2-Fluorobiphenyl (Surr)	*61*		*34 - 110*	*12/05/11 10:53*	*12/07/11 14:44*	*1*
2-Fluorophenol (Surr)	*67*		*26 - 110*	*12/05/11 10:53*	*12/07/11 14:44*	*1*
2,4,6-Tribromophenol (Surr)	*17*		*10 - 118*	*12/05/11 10:53*	*12/07/11 14:44*	*1*
Nitrobenzene-d5 (Surr)	*61*		*24 - 112*	*12/05/11 10:53*	*12/07/11 14:44*	*1*
Phenol-d5 (Surr)	*63*		*28 - 110*	*12/05/11 10:53*	*12/07/11 14:44*	*1*
Terphenyl-d14 (Surr)	*69*		*41 - 119*	*12/05/11 10:53*	*12/07/11 14:44*	*1*

Method: 8082 - Polychlorinated Biphenyls (PCBs) by Gas Chromatography

Analyte	Result	Qualifier	RL	MDL	Unit	D	Prepared	Analyzed	Dil Fac
Aroclor-1016	37	U	37	24	ug/Kg	☼	12/03/11 10:35	12/07/11 06:01	1
Aroclor-1221	37	U	37	18	ug/Kg	☼	12/03/11 10:35	12/07/11 06:01	1
Aroclor-1232	37	U	37	16	ug/Kg	☼	12/03/11 10:35	12/07/11 06:01	1
Aroclor-1242	37	U	37	15	ug/Kg	☼	12/03/11 10:35	12/07/11 06:01	1
Aroclor-1248	37	U	37	19	ug/Kg	☼	12/03/11 10:35	12/07/11 06:01	1
Aroclor-1254	37	U	37	19	ug/Kg	☼	12/03/11 10:35	12/07/11 06:01	1
Aroclor-1260	**25**	**J**	37	19	ug/Kg	☼	12/03/11 10:35	12/07/11 06:01	1

Surrogate	*%Recovery*	*Qualifier*	*Limits*	*Prepared*	*Analyzed*	*Dil Fac*
Tetrachloro-m-xylene	*81*		*29 - 151*	*12/03/11 10:35*	*12/07/11 06:01*	*1*
DCB Decachlorobiphenyl	*62*		*14 - 163*	*12/03/11 10:35*	*12/07/11 06:01*	*1*

Method: 6010B - Metals (ICP)

Analyte	Result	Qualifier	RL	MDL	Unit	D	Prepared	Analyzed	Dil Fac
Aluminum	**2300**		21	9.9	mg/Kg	☼	12/05/11 09:44	12/06/11 22:45	1
Antimony	1.0	U	1.0	0.40	mg/Kg	☼	12/05/11 09:44	12/06/11 22:45	1

Client: Conestoga-Rovers & Associates, Inc.
Project/Site: 17324-T07, RACER Former MTM

TestAmerica Job ID: 240-6402-1

Client Sample ID: S-017324-113011-TP-140
Date Collected: 11/30/11 10:35
Date Received: 12/01/11 09:20

Lab Sample ID: 240-6402-4
Matrix: Solid
Percent Solids: 88.1

Method: 6010B - Metals (ICP) (Continued)

Analyte	Result	Qualifier	RL	MDL	Unit	D	Prepared	Analyzed	Dil Fac
Barium	17	J B	21	0.073	mg/Kg	☼	12/05/11 09:44	12/06/11 22:45	1
Beryllium	0.14	J	0.52	0.044	mg/Kg	☼	12/05/11 09:44	12/06/11 22:45	1
Calcium	110000	B	2600	83	mg/Kg	☼	12/05/11 09:44	12/07/11 14:14	5
Cadmium	0.17	J	0.21	0.037	mg/Kg	☼	12/05/11 09:44	12/06/11 22:45	1
Cobalt	3.2	J	5.2	0.17	mg/Kg	☼	12/05/11 09:44	12/06/11 22:45	1
Chromium	5.9		0.52	0.21	mg/Kg	☼	12/05/11 09:44	12/06/11 22:45	1
Copper	12		2.6	0.76	mg/Kg	☼	12/05/11 09:44	12/06/11 22:45	1
Iron	7900		10	5.1	mg/Kg	☼	12/05/11 09:44	12/06/11 22:45	1
Potassium	470	J B	520	6.4	mg/Kg	☼	12/05/11 09:44	12/06/11 22:45	1
Magnesium	40000	B	520	5.3	mg/Kg	☼	12/05/11 09:44	12/06/11 22:45	1
Manganese	310		1.5	0.076	mg/Kg	☼	12/05/11 09:44	12/06/11 22:45	1
Silver	0.52	U	0.52	0.10	mg/Kg	☼	12/05/11 09:44	12/06/11 22:45	1
Sodium	91	J	520	68	mg/Kg	☼	12/05/11 09:44	12/06/11 22:45	1
Nickel	9.5		4.1	0.28	mg/Kg	☼	12/05/11 09:44	12/06/11 22:45	1
Vanadium	9.0		5.2	0.12	mg/Kg	☼	12/05/11 09:44	12/06/11 22:45	1
Zinc	35		2.1	1.0	mg/Kg	☼	12/05/11 09:44	12/06/11 22:45	1
Arsenic	5.8		1.0	0.31	mg/Kg	☼	12/05/11 09:44	12/06/11 22:45	1
Lead	7.0		0.31	0.20	mg/Kg	☼	12/05/11 09:44	12/06/11 22:45	1
Selenium	0.52	U	0.52	0.46	mg/Kg	☼	12/05/11 09:44	12/06/11 22:45	1
Thallium	1.0	U	1.0	0.57	mg/Kg	☼	12/05/11 09:44	12/06/11 22:45	1

Method: 7471A - Mercury (CVAA)

Analyte	Result	Qualifier	RL	MDL	Unit	D	Prepared	Analyzed	Dil Fac
Mercury	0.10	U	0.10	0.016	mg/Kg	☼	12/05/11 13:30	12/06/11 09:57	1

Client: Conestoga-Rovers & Associates, Inc.
Project/Site: 17324-T07, RACER Former MTM

TestAmerica Job ID: 240-6402-1

Client Sample ID: S-017324-113011-TP-141
Date Collected: 11/30/11 10:50
Date Received: 12/01/11 09:20

Lab Sample ID: 240-6402-5
Matrix: Solid
Percent Solids: 90.8

Method: 8260B - Volatile Organic Compounds (GC/MS)

Analyte	Result	Qualifier	RL	MDL	Unit	D	Prepared	Analyzed	Dil Fac
Acetone	8.2	U	8.2	2.6	ug/Kg	☼	12/01/11 20:00	12/09/11 06:33	1
Benzene	2.0	U	2.0	0.094	ug/Kg	☼	12/01/11 20:00	12/09/11 06:33	1
Dichlorobromomethane	2.0	U	2.0	0.11	ug/Kg	☼	12/01/11 20:00	12/09/11 06:33	1
Bromoform	2.0	U	2.0	0.13	ug/Kg	☼	12/01/11 20:00	12/09/11 06:33	1
Bromomethane	2.0	U	2.0	0.22	ug/Kg	☼	12/01/11 20:00	12/09/11 06:33	1
2-Butanone (MEK)	8.2	U	8.2	0.57	ug/Kg	☼	12/01/11 20:00	12/09/11 06:33	1
Carbon disulfide	2.0	U	2.0	0.18	ug/Kg	☼	12/01/11 20:00	12/09/11 06:33	1
Carbon tetrachloride	2.0	U	2.0	0.15	ug/Kg	☼	12/01/11 20:00	12/09/11 06:33	1
Chlorobenzene	2.0	U	2.0	0.13	ug/Kg	☼	12/01/11 20:00	12/09/11 06:33	1
Chloroethane	2.0	U	2.0	0.35	ug/Kg	☼	12/01/11 20:00	12/09/11 06:33	1
Chloroform	2.0	U	2.0	0.12	ug/Kg	☼	12/01/11 20:00	12/09/11 06:33	1
Chloromethane	2.0	U	2.0	0.17	ug/Kg	☼	12/01/11 20:00	12/09/11 06:33	1
1,1-Dichloroethane	2.0	U	2.0	0.15	ug/Kg	☼	12/01/11 20:00	12/09/11 06:33	1
1,2-Dichloroethane	**0.39**	**J**	2.0	0.14	ug/Kg	☼	12/01/11 20:00	12/09/11 06:33	1
1,1-Dichloroethene	2.0	U	2.0	0.21	ug/Kg	☼	12/01/11 20:00	12/09/11 06:33	1
1,2-Dichloropropane	2.0	U	2.0	0.28	ug/Kg	☼	12/01/11 20:00	12/09/11 06:33	1
cis-1,3-Dichloropropene	2.0	U	2.0	0.14	ug/Kg	☼	12/01/11 20:00	12/09/11 06:33	1
trans-1,3-Dichloropropene	2.0	U	2.0	0.22	ug/Kg	☼	12/01/11 20:00	12/09/11 06:33	1
Ethylbenzene	2.0	U	2.0	0.11	ug/Kg	☼	12/01/11 20:00	12/09/11 06:33	1
2-Hexanone	8.2	U	8.2	0.26	ug/Kg	☼	12/01/11 20:00	12/09/11 06:33	1
Methylene Chloride	2.0	U	2.0	0.27	ug/Kg	☼	12/01/11 20:00	12/09/11 06:33	1
4-Methyl-2-pentanone (MIBK)	8.2	U	8.2	0.22	ug/Kg	☼	12/01/11 20:00	12/09/11 06:33	1
Styrene	2.0	U	2.0	0.061	ug/Kg	☼	12/01/11 20:00	12/09/11 06:33	1
1,1,2,2-Tetrachloroethane	2.0	U	2.0	0.14	ug/Kg	☼	12/01/11 20:00	12/09/11 06:33	1
Tetrachloroethene	2.0	U	2.0	0.21	ug/Kg	☼	12/01/11 20:00	12/09/11 06:33	1
Toluene	2.0	U	2.0	0.11	ug/Kg	☼	12/01/11 20:00	12/09/11 06:33	1
Trichloroethene	2.0	U	2.0	0.17	ug/Kg	☼	12/01/11 20:00	12/09/11 06:33	1
Vinyl chloride	2.0	U	2.0	0.16	ug/Kg	☼	12/01/11 20:00	12/09/11 06:33	1
Xylenes, Total	4.1	U	4.1	0.27	ug/Kg	☼	12/01/11 20:00	12/09/11 06:33	1
1,1,1-Trichloroethane	2.0	U	2.0	0.23	ug/Kg	☼	12/01/11 20:00	12/09/11 06:33	1
1,1,2-Trichloroethane	2.0	U	2.0	0.16	ug/Kg	☼	12/01/11 20:00	12/09/11 06:33	1
Cyclohexane	4.1	U	4.1	0.13	ug/Kg	☼	12/01/11 20:00	12/09/11 06:33	1
1,2-Dibromo-3-Chloropropane	4.1	U	4.1	0.53	ug/Kg	☼	12/01/11 20:00	12/09/11 06:33	1
Ethylene Dibromide	2.0	U	2.0	0.20	ug/Kg	☼	12/01/11 20:00	12/09/11 06:33	1
Dichlorodifluoromethane	2.0	U	2.0	0.20	ug/Kg	☼	12/01/11 20:00	12/09/11 06:33	1
cis-1,2-Dichloroethene	2.0	U	2.0	0.15	ug/Kg	☼	12/01/11 20:00	12/09/11 06:33	1
trans-1,2-Dichloroethene	2.0	U	2.0	0.17	ug/Kg	☼	12/01/11 20:00	12/09/11 06:33	1
Isopropylbenzene	2.0	U	2.0	0.065	ug/Kg	☼	12/01/11 20:00	12/09/11 06:33	1
Methyl acetate	4.1	U	4.1	0.57	ug/Kg	☼	12/01/11 20:00	12/09/11 06:33	1
Methyl tert-butyl ether	8.2	U	8.2	0.18	ug/Kg	☼	12/01/11 20:00	12/09/11 06:33	1
1,1,2-Trichloro-1,2,2-trifluoroethane	2.0	U	2.0	0.53	ug/Kg	☼	12/01/11 20:00	12/09/11 06:33	1
1,2,4-Trichlorobenzene	2.0	U	2.0	0.11	ug/Kg	☼	12/01/11 20:00	12/09/11 06:33	1
1,2-Dichlorobenzene	2.0	U	2.0	0.15	ug/Kg	☼	12/01/11 20:00	12/09/11 06:33	1
1,3-Dichlorobenzene	2.0	U	2.0	0.14	ug/Kg	☼	12/01/11 20:00	12/09/11 06:33	1
1,4-Dichlorobenzene	2.0	U	2.0	0.27	ug/Kg	☼	12/01/11 20:00	12/09/11 06:33	1
Trichlorofluoromethane	2.0	U	2.0	0.14	ug/Kg	☼	12/01/11 20:00	12/09/11 06:33	1
Chlorodibromomethane	2.0	U	2.0	0.22	ug/Kg	☼	12/01/11 20:00	12/09/11 06:33	1
Methylcyclohexane	4.1	U	4.1	0.13	ug/Kg	☼	12/01/11 20:00	12/09/11 06:33	1

Client: Conestoga-Rovers & Associates, Inc.
Project/Site: 17324-T07, RACER Former MTM

TestAmerica Job ID: 240-6402-1

Client Sample ID: S-017324-113011-TP-141
Date Collected: 11/30/11 10:50
Date Received: 12/01/11 09:20

Lab Sample ID: 240-6402-5
Matrix: Solid
Percent Solids: 90.8

Surrogate	%Recovery	Qualifier	Limits	Prepared	Analyzed	Dil Fac
1,2-Dichloroethane-d4 (Surr)	*95*		*58 - 123*	*12/01/11 20:00*	*12/09/11 06:33*	*1*
4-Bromofluorobenzene (Surr)	*97*		*52 - 136*	*12/01/11 20:00*	*12/09/11 06:33*	*1*
Toluene-d8 (Surr)	*101*		*67 - 125*	*12/01/11 20:00*	*12/09/11 06:33*	*1*
Dibromofluoromethane (Surr)	*97*		*37 - 132*	*12/01/11 20:00*	*12/09/11 06:33*	*1*

Method: 8270C - Semivolatile Organic Compounds (GC/MS)

Analyte	Result	Qualifier	RL	MDL	Unit	D	Prepared	Analyzed	Dil Fac
1,1'-Biphenyl	55	U	55	30	ug/Kg	☼	12/05/11 10:53	12/07/11 15:34	1
2,2'-oxybis[1-chloropropane]	110	U	110	11	ug/Kg	☼	12/05/11 10:53	12/07/11 15:34	1
2,4,5-Trichlorophenol	170	U	170	28	ug/Kg	☼	12/05/11 10:53	12/07/11 15:34	1
2,4,6-Trichlorophenol	170	U	170	89	ug/Kg	☼	12/05/11 10:53	12/07/11 15:34	1
2,4-Dichlorophenol	170	U	170	22	ug/Kg	☼	12/05/11 10:53	12/07/11 15:34	1
2,4-Dimethylphenol	170	U	170	22	ug/Kg	☼	12/05/11 10:53	12/07/11 15:34	1
2,4-Dinitrophenol	370	U	370	89	ug/Kg	☼	12/05/11 10:53	12/07/11 15:34	1
2,4-Dinitrotoluene	220	U	220	30	ug/Kg	☼	12/05/11 10:53	12/07/11 15:34	1
2,6-Dinitrotoluene	220	U	220	23	ug/Kg	☼	12/05/11 10:53	12/07/11 15:34	1
2-Chloronaphthalene	55	U	55	3.7	ug/Kg	☼	12/05/11 10:53	12/07/11 15:34	1
2-Chlorophenol	55	U	55	30	ug/Kg	☼	12/05/11 10:53	12/07/11 15:34	1
2-Methylnaphthalene	7.4	U	7.4	3.7	ug/Kg	☼	12/05/11 10:53	12/07/11 15:34	1
2-Methylphenol	220	U	220	89	ug/Kg	☼	12/05/11 10:53	12/07/11 15:34	1
2-Nitroaniline	220	U	220	10	ug/Kg	☼	12/05/11 10:53	12/07/11 15:34	1
2-Nitrophenol	55	U	55	30	ug/Kg	☼	12/05/11 10:53	12/07/11 15:34	1
3,3'-Dichlorobenzidine	110	U	110	20	ug/Kg	☼	12/05/11 10:53	12/07/11 15:34	1
3-Nitroaniline	220	U	220	18	ug/Kg	☼	12/05/11 10:53	12/07/11 15:34	1
4,6-Dinitro-2-methylphenol	170	U	170	89	ug/Kg	☼	12/05/11 10:53	12/07/11 15:34	1
4-Bromophenyl phenyl ether	55	U	55	14	ug/Kg	☼	12/05/11 10:53	12/07/11 15:34	1
4-Chloro-3-methylphenol	170	U	170	23	ug/Kg	☼	12/05/11 10:53	12/07/11 15:34	1
4-Chloroaniline	170	U	170	19	ug/Kg	☼	12/05/11 10:53	12/07/11 15:34	1
4-Chlorophenyl phenyl ether	55	U	55	14	ug/Kg	☼	12/05/11 10:53	12/07/11 15:34	1
4-Nitroaniline	220	U	220	29	ug/Kg	☼	12/05/11 10:53	12/07/11 15:34	1
4-Nitrophenol	370	U	370	89	ug/Kg	☼	12/05/11 10:53	12/07/11 15:34	1
Acenaphthene	7.4	U	7.4	3.7	ug/Kg	☼	12/05/11 10:53	12/07/11 15:34	1
Acenaphthylene	7.4	U	7.4	3.7	ug/Kg	☼	12/05/11 10:53	12/07/11 15:34	1
Acetophenone	110	U	110	10	ug/Kg	☼	12/05/11 10:53	12/07/11 15:34	1
Anthracene	7.4	U	7.4	3.7	ug/Kg	☼	12/05/11 10:53	12/07/11 15:34	1
Atrazine	220	U	220	10	ug/Kg	☼	12/05/11 10:53	12/07/11 15:34	1
Benzaldehyde	110	U	110	13	ug/Kg	☼	12/05/11 10:53	12/07/11 15:34	1
Benzo[a]anthracene	7.4	U	7.4	3.7	ug/Kg	☼	12/05/11 10:53	12/07/11 15:34	1
Benzo[a]pyrene	7.4	U	7.4	3.7	ug/Kg	☼	12/05/11 10:53	12/07/11 15:34	1
Benzo[b]fluoranthene	7.4	U	7.4	3.7	ug/Kg	☼	12/05/11 10:53	12/07/11 15:34	1
Benzo[g,h,i]perylene	7.4	U	7.4	3.7	ug/Kg	☼	12/05/11 10:53	12/07/11 15:34	1
Benzo[k]fluoranthene	7.4	U	7.4	3.7	ug/Kg	☼	12/05/11 10:53	12/07/11 15:34	1
Bis(2-chloroethoxy)methane	110	U	110	24	ug/Kg	☼	12/05/11 10:53	12/07/11 15:34	1
Bis(2-chloroethyl)ether	110	U	110	2.2	ug/Kg	☼	12/05/11 10:53	12/07/11 15:34	1
Bis(2-ethylhexyl) phthalate	**33**	**J**	55	21	ug/Kg	☼	12/05/11 10:53	12/07/11 15:34	1
Butyl benzyl phthalate	55	U	55	11	ug/Kg	☼	12/05/11 10:53	12/07/11 15:34	1
Caprolactam	370	U	370	41	ug/Kg	☼	12/05/11 10:53	12/07/11 15:34	1
Carbazole	55	U	55	30	ug/Kg	☼	12/05/11 10:53	12/07/11 15:34	1
Chrysene	7.4	U	7.4	1.2	ug/Kg	☼	12/05/11 10:53	12/07/11 15:34	1
Dibenz(a,h)anthracene	7.4	U	7.4	3.7	ug/Kg	☼	12/05/11 10:53	12/07/11 15:34	1
Dibenzofuran	55	U	55	3.7	ug/Kg	☼	12/05/11 10:53	12/07/11 15:34	1

Client Sample ID: S-017324-113011-TP-141
Date Collected: 11/30/11 10:50
Date Received: 12/01/11 09:20

Lab Sample ID: 240-6402-5
Matrix: Solid
Percent Solids: 90.8

Method: 8270C - Semivolatile Organic Compounds (GC/MS) (Continued)

Analyte	Result	Qualifier	RL	MDL	Unit	D	Prepared	Analyzed	Dil Fac
Diethyl phthalate	55	U	55	18	ug/Kg	☼	12/05/11 10:53	12/07/11 15:34	1
Dimethyl phthalate	55	U	55	19	ug/Kg	☼	12/05/11 10:53	12/07/11 15:34	1
Di-n-butyl phthalate	55	U	55	17	ug/Kg	☼	12/05/11 10:53	12/07/11 15:34	1
Di-n-octyl phthalate	55	U	55	30	ug/Kg	☼	12/05/11 10:53	12/07/11 15:34	1
Fluoranthene	7.4	U	7.4	3.7	ug/Kg	☼	12/05/11 10:53	12/07/11 15:34	1
Fluorene	7.4	U	7.4	3.7	ug/Kg	☼	12/05/11 10:53	12/07/11 15:34	1
Hexachlorobenzene	7.4	U	7.4	2.3	ug/Kg	☼	12/05/11 10:53	12/07/11 15:34	1
Hexachlorobutadiene	55	U	55	30	ug/Kg	☼	12/05/11 10:53	12/07/11 15:34	1
Hexachlorocyclopentadiene	370	U	370	30	ug/Kg	☼	12/05/11 10:53	12/07/11 15:34	1
Hexachloroethane	55	U	55	10	ug/Kg	☼	12/05/11 10:53	12/07/11 15:34	1
Indeno[1,2,3-cd]pyrene	7.4	U	7.4	3.7	ug/Kg	☼	12/05/11 10:53	12/07/11 15:34	1
Isophorone	55	U	55	14	ug/Kg	☼	12/05/11 10:53	12/07/11 15:34	1
Naphthalene	7.4	U	7.4	3.7	ug/Kg	☼	12/05/11 10:53	12/07/11 15:34	1
Nitrobenzene	110	U	110	2.4	ug/Kg	☼	12/05/11 10:53	12/07/11 15:34	1
N-Nitrosodi-n-propylamine	55	U	55	30	ug/Kg	☼	12/05/11 10:53	12/07/11 15:34	1
N-Nitrosodiphenylamine	55	U	55	23	ug/Kg	☼	12/05/11 10:53	12/07/11 15:34	1
Pentachlorophenol	170	U	170	89	ug/Kg	☼	12/05/11 10:53	12/07/11 15:34	1
Phenol	55	U	55	30	ug/Kg	☼	12/05/11 10:53	12/07/11 15:34	1
Phenanthrene	7.4	U	7.4	3.7	ug/Kg	☼	12/05/11 10:53	12/07/11 15:34	1
Pyrene	7.4	U	7.4	3.7	ug/Kg	☼	12/05/11 10:53	12/07/11 15:34	1
3 & 4 Methylphenol	440	U	440	22	ug/Kg	☼	12/05/11 10:53	12/07/11 15:34	1

Surrogate	*%Recovery*	*Qualifier*	*Limits*	*Prepared*	*Analyzed*	*Dil Fac*
2-Fluorobiphenyl (Surr)	*49*		*34 - 110*	*12/05/11 10:53*	*12/07/11 15:34*	*1*
2-Fluorophenol (Surr)	*56*		*26 - 110*	*12/05/11 10:53*	*12/07/11 15:34*	*1*
2,4,6-Tribromophenol (Surr)	*30*		*10 - 118*	*12/05/11 10:53*	*12/07/11 15:34*	*1*
Nitrobenzene-d5 (Surr)	*52*		*24 - 112*	*12/05/11 10:53*	*12/07/11 15:34*	*1*
Phenol-d5 (Surr)	*51*		*28 - 110*	*12/05/11 10:53*	*12/07/11 15:34*	*1*
Terphenyl-d14 (Surr)	*74*		*41 - 119*	*12/05/11 10:53*	*12/07/11 15:34*	*1*

Method: 8082 - Polychlorinated Biphenyls (PCBs) by Gas Chromatography

Analyte	Result	Qualifier	RL	MDL	Unit	D	Prepared	Analyzed	Dil Fac
Aroclor-1016	36	U	36	23	ug/Kg	☼	12/03/11 10:35	12/07/11 06:42	1
Aroclor-1221	36	U	36	18	ug/Kg	☼	12/03/11 10:35	12/07/11 06:42	1
Aroclor-1232	36	U	36	15	ug/Kg	☼	12/03/11 10:35	12/07/11 06:42	1
Aroclor-1242	36	U	36	14	ug/Kg	☼	12/03/11 10:35	12/07/11 06:42	1
Aroclor-1248	36	U	36	19	ug/Kg	☼	12/03/11 10:35	12/07/11 06:42	1
Aroclor-1254	36	U	36	19	ug/Kg	☼	12/03/11 10:35	12/07/11 06:42	1
Aroclor-1260	36	U	36	19	ug/Kg	☼	12/03/11 10:35	12/07/11 06:42	1

Surrogate	*%Recovery*	*Qualifier*	*Limits*	*Prepared*	*Analyzed*	*Dil Fac*
Tetrachloro-m-xylene	*78*		*29 - 151*	*12/03/11 10:35*	*12/07/11 06:42*	*1*
DCB Decachlorobiphenyl	*68*		*14 - 163*	*12/03/11 10:35*	*12/07/11 06:42*	*1*

Method: 6010B - Metals (ICP)

Analyte	Result	Qualifier	RL	MDL	Unit	D	Prepared	Analyzed	Dil Fac
Aluminum	**5900**		18	8.7	mg/Kg	☼	12/05/11 09:44	12/06/11 23:53	1
Antimony	0.90	U	0.90	0.35	mg/Kg	☼	12/05/11 09:44	12/06/11 23:53	1
Barium	**57**	**B**	18	0.064	mg/Kg	☼	12/05/11 09:44	12/06/11 23:53	1
Beryllium	**0.39**	**J**	0.45	0.039	mg/Kg	☼	12/05/11 09:44	12/06/11 23:53	1
Calcium	**110000**	**B**	2300	72	mg/Kg	☼	12/05/11 09:44	12/07/11 15:00	5

Client: Conestoga-Rovers & Associates, Inc.
Project/Site: 17324-T07, RACER Former MTM

TestAmerica Job ID: 240-6402-1

Client Sample ID: S-017324-113011-TP-141
Date Collected: 11/30/11 10:50
Date Received: 12/01/11 09:20

Lab Sample ID: 240-6402-5
Matrix: Solid
Percent Solids: 90.8

Method: 6010B - Metals (ICP) (Continued)

Analyte	Result	Qualifier	RL	MDL	Unit	D	Prepared	Analyzed	Dil Fac
Cadmium	0.17	J	0.18	0.032	mg/Kg	☼	12/05/11 09:44	12/06/11 23:53	1
Cobalt	5.6		4.5	0.14	mg/Kg	☼	12/05/11 09:44	12/06/11 23:53	1
Chromium	8.6		0.45	0.18	mg/Kg	☼	12/05/11 09:44	12/06/11 23:53	1
Copper	15		2.3	0.67	mg/Kg	☼	12/05/11 09:44	12/06/11 23:53	1
Iron	12000		9.0	4.4	mg/Kg	☼	12/05/11 09:44	12/06/11 23:53	1
Potassium	1300	B	450	5.6	mg/Kg	☼	12/05/11 09:44	12/06/11 23:53	1
Magnesium	40000	B	450	4.6	mg/Kg	☼	12/05/11 09:44	12/06/11 23:53	1
Manganese	280		1.4	0.067	mg/Kg	☼	12/05/11 09:44	12/06/11 23:53	1
Silver	0.45	U	0.45	0.090	mg/Kg	☼	12/05/11 09:44	12/06/11 23:53	1
Sodium	450	U	450	60	mg/Kg	☼	12/05/11 09:44	12/06/11 23:53	1
Nickel	15		3.6	0.24	mg/Kg	☼	12/05/11 09:44	12/06/11 23:53	1
Vanadium	14		4.5	0.11	mg/Kg	☼	12/05/11 09:44	12/06/11 23:53	1
Zinc	43		1.8	0.90	mg/Kg	☼	12/05/11 09:44	12/06/11 23:53	1
Arsenic	5.4		0.90	0.27	mg/Kg	☼	12/05/11 09:44	12/06/11 23:53	1
Lead	6.8		0.27	0.17	mg/Kg	☼	12/05/11 09:44	12/06/11 23:53	1
Selenium	0.45	U	0.45	0.41	mg/Kg	☼	12/05/11 09:44	12/06/11 23:53	1
Thallium	0.90	U	0.90	0.50	mg/Kg	☼	12/05/11 09:44	12/06/11 23:53	1

Method: 7471A - Mercury (CVAA)

Analyte	Result	Qualifier	RL	MDL	Unit	D	Prepared	Analyzed	Dil Fac
Mercury	0.015	J	0.087	0.013	mg/Kg	☼	12/05/11 13:30	12/06/11 10:11	1

Client: Conestoga-Rovers & Associates, Inc.
Project/Site: 17324-T07, RACER Former MTM

TestAmerica Job ID: 240-6402-1

Client Sample ID: S-017324-113011-TP-142
Date Collected: 11/30/11 11:00
Date Received: 12/01/11 09:20

Lab Sample ID: 240-6402-6
Matrix: Solid
Percent Solids: 89.4

Method: 8260B - Volatile Organic Compounds (GC/MS)

Analyte	Result	Qualifier	RL	MDL	Unit	D	Prepared	Analyzed	Dil Fac
Acetone	8.6	U	8.6	2.7	ug/Kg	☼	12/01/11 20:00	12/09/11 06:55	1
Benzene	2.2	U	2.2	0.099	ug/Kg	☼	12/01/11 20:00	12/09/11 06:55	1
Dichlorobromomethane	2.2	U	2.2	0.12	ug/Kg	☼	12/01/11 20:00	12/09/11 06:55	1
Bromoform	2.2	U	2.2	0.14	ug/Kg	☼	12/01/11 20:00	12/09/11 06:55	1
Bromomethane	2.2	U	2.2	0.23	ug/Kg	☼	12/01/11 20:00	12/09/11 06:55	1
2-Butanone (MEK)	8.6	U	8.6	0.60	ug/Kg	☼	12/01/11 20:00	12/09/11 06:55	1
Carbon disulfide	2.2	U	2.2	0.19	ug/Kg	☼	12/01/11 20:00	12/09/11 06:55	1
Carbon tetrachloride	2.2	U	2.2	0.16	ug/Kg	☼	12/01/11 20:00	12/09/11 06:55	1
Chlorobenzene	2.2	U	2.2	0.14	ug/Kg	☼	12/01/11 20:00	12/09/11 06:55	1
Chloroethane	2.2	U	2.2	0.37	ug/Kg	☼	12/01/11 20:00	12/09/11 06:55	1
Chloroform	2.2	U	2.2	0.13	ug/Kg	☼	12/01/11 20:00	12/09/11 06:55	1
Chloromethane	2.2	U	2.2	0.18	ug/Kg	☼	12/01/11 20:00	12/09/11 06:55	1
1,1-Dichloroethane	2.2	U	2.2	0.16	ug/Kg	☼	12/01/11 20:00	12/09/11 06:55	1
1,2-Dichloroethane	2.2	U	2.2	0.15	ug/Kg	☼	12/01/11 20:00	12/09/11 06:55	1
1,1-Dichloroethene	2.2	U	2.2	0.22	ug/Kg	☼	12/01/11 20:00	12/09/11 06:55	1
1,2-Dichloropropane	2.2	U	2.2	0.30	ug/Kg	☼	12/01/11 20:00	12/09/11 06:55	1
cis-1,3-Dichloropropene	2.2	U	2.2	0.15	ug/Kg	☼	12/01/11 20:00	12/09/11 06:55	1
trans-1,3-Dichloropropene	2.2	U	2.2	0.23	ug/Kg	☼	12/01/11 20:00	12/09/11 06:55	1
Ethylbenzene	2.2	U	2.2	0.11	ug/Kg	☼	12/01/11 20:00	12/09/11 06:55	1
2-Hexanone	8.6	U	8.6	0.27	ug/Kg	☼	12/01/11 20:00	12/09/11 06:55	1
Methylene Chloride	2.2	U	2.2	0.29	ug/Kg	☼	12/01/11 20:00	12/09/11 06:55	1
4-Methyl-2-pentanone (MIBK)	8.6	U	8.6	0.23	ug/Kg	☼	12/01/11 20:00	12/09/11 06:55	1
Styrene	2.2	U	2.2	0.065	ug/Kg	☼	12/01/11 20:00	12/09/11 06:55	1
1,1,2,2-Tetrachloroethane	2.2	U	2.2	0.15	ug/Kg	☼	12/01/11 20:00	12/09/11 06:55	1
Tetrachloroethene	2.2	U	2.2	0.22	ug/Kg	☼	12/01/11 20:00	12/09/11 06:55	1
Toluene	**0.18**	**J**	2.2	0.12	ug/Kg	☼	12/01/11 20:00	12/09/11 06:55	1
Trichloroethene	2.2	U	2.2	0.18	ug/Kg	☼	12/01/11 20:00	12/09/11 06:55	1
Vinyl chloride	2.2	U	2.2	0.17	ug/Kg	☼	12/01/11 20:00	12/09/11 06:55	1
Xylenes, Total	4.3	U	4.3	0.29	ug/Kg	☼	12/01/11 20:00	12/09/11 06:55	1
1,1,1-Trichloroethane	**0.32**	**J**	2.2	0.24	ug/Kg	☼	12/01/11 20:00	12/09/11 06:55	1
1,1,2-Trichloroethane	2.2	U	2.2	0.17	ug/Kg	☼	12/01/11 20:00	12/09/11 06:55	1
Cyclohexane	4.3	U	4.3	0.14	ug/Kg	☼	12/01/11 20:00	12/09/11 06:55	1
1,2-Dibromo-3-Chloropropane	4.3	U	4.3	0.56	ug/Kg	☼	12/01/11 20:00	12/09/11 06:55	1
Ethylene Dibromide	2.2	U	2.2	0.22	ug/Kg	☼	12/01/11 20:00	12/09/11 06:55	1
Dichlorodifluoromethane	2.2	U	2.2	0.22	ug/Kg	☼	12/01/11 20:00	12/09/11 06:55	1
cis-1,2-Dichloroethene	2.2	U	2.2	0.16	ug/Kg	☼	12/01/11 20:00	12/09/11 06:55	1
trans-1,2-Dichloroethene	2.2	U	2.2	0.18	ug/Kg	☼	12/01/11 20:00	12/09/11 06:55	1
Isopropylbenzene	2.2	U	2.2	0.069	ug/Kg	☼	12/01/11 20:00	12/09/11 06:55	1
Methyl acetate	4.3	U	4.3	0.60	ug/Kg	☼	12/01/11 20:00	12/09/11 06:55	1
Methyl tert-butyl ether	8.6	U	8.6	0.19	ug/Kg	☼	12/01/11 20:00	12/09/11 06:55	1
1,1,2-Trichloro-1,2,2-trifluoroethane	2.2	U	2.2	0.56	ug/Kg	☼	12/01/11 20:00	12/09/11 06:55	1
1,2,4-Trichlorobenzene	2.2	U	2.2	0.12	ug/Kg	☼	12/01/11 20:00	12/09/11 06:55	1
1,2-Dichlorobenzene	2.2	U	2.2	0.16	ug/Kg	☼	12/01/11 20:00	12/09/11 06:55	1
1,3-Dichlorobenzene	2.2	U	2.2	0.15	ug/Kg	☼	12/01/11 20:00	12/09/11 06:55	1
1,4-Dichlorobenzene	2.2	U	2.2	0.28	ug/Kg	☼	12/01/11 20:00	12/09/11 06:55	1
Trichlorofluoromethane	2.2	U	2.2	0.15	ug/Kg	☼	12/01/11 20:00	12/09/11 06:55	1
Chlorodibromomethane	2.2	U	2.2	0.24	ug/Kg	☼	12/01/11 20:00	12/09/11 06:55	1
Methylcyclohexane	4.3	U	4.3	0.13	ug/Kg	☼	12/01/11 20:00	12/09/11 06:55	1

Client Sample ID: S-017324-113011-TP-142
Date Collected: 11/30/11 11:00
Date Received: 12/01/11 09:20

Lab Sample ID: 240-6402-6
Matrix: Solid
Percent Solids: 89.4

Surrogate	*%Recovery*	*Qualifier*	*Limits*	*Prepared*	*Analyzed*	*Dil Fac*
1,2-Dichloroethane-d4 (Surr)	*94*		*58 - 123*	*12/01/11 20:00*	*12/09/11 06:55*	*1*
4-Bromofluorobenzene (Surr)	*93*		*52 - 136*	*12/01/11 20:00*	*12/09/11 06:55*	*1*
Toluene-d8 (Surr)	*103*		*67 - 125*	*12/01/11 20:00*	*12/09/11 06:55*	*1*
Dibromofluoromethane (Surr)	*96*		*37 - 132*	*12/01/11 20:00*	*12/09/11 06:55*	*1*

Method: 8270C - Semivolatile Organic Compounds (GC/MS)

Analyte	Result	Qualifier	RL	MDL	Unit	D	Prepared	Analyzed	Dil Fac
1,1'-Biphenyl	56	U	56	30	ug/Kg	☼	12/05/11 10:53	12/07/11 15:51	1
2,2'-oxybis[1-chloropropane]	110	U	110	11	ug/Kg	☼	12/05/11 10:53	12/07/11 15:51	1
2,4,5-Trichlorophenol	170	U	170	28	ug/Kg	☼	12/05/11 10:53	12/07/11 15:51	1
2,4,6-Trichlorophenol	170	U	170	89	ug/Kg	☼	12/05/11 10:53	12/07/11 15:51	1
2,4-Dichlorophenol	170	U	170	22	ug/Kg	☼	12/05/11 10:53	12/07/11 15:51	1
2,4-Dimethylphenol	170	U	170	22	ug/Kg	☼	12/05/11 10:53	12/07/11 15:51	1
2,4-Dinitrophenol	370	U	370	89	ug/Kg	☼	12/05/11 10:53	12/07/11 15:51	1
2,4-Dinitrotoluene	220	U	220	30	ug/Kg	☼	12/05/11 10:53	12/07/11 15:51	1
2,6-Dinitrotoluene	220	U	220	23	ug/Kg	☼	12/05/11 10:53	12/07/11 15:51	1
2-Chloronaphthalene	56	U	56	3.7	ug/Kg	☼	12/05/11 10:53	12/07/11 15:51	1
2-Chlorophenol	56	U	56	30	ug/Kg	☼	12/05/11 10:53	12/07/11 15:51	1
2-Methylnaphthalene	7.4	U	7.4	3.7	ug/Kg	☼	12/05/11 10:53	12/07/11 15:51	1
2-Methylphenol	220	U	220	89	ug/Kg	☼	12/05/11 10:53	12/07/11 15:51	1
2-Nitroaniline	220	U	220	10	ug/Kg	☼	12/05/11 10:53	12/07/11 15:51	1
2-Nitrophenol	56	U	56	30	ug/Kg	☼	12/05/11 10:53	12/07/11 15:51	1
3,3'-Dichlorobenzidine	110	U	110	20	ug/Kg	☼	12/05/11 10:53	12/07/11 15:51	1
3-Nitroaniline	220	U	220	18	ug/Kg	☼	12/05/11 10:53	12/07/11 15:51	1
4,6-Dinitro-2-methylphenol	170	U	170	89	ug/Kg	☼	12/05/11 10:53	12/07/11 15:51	1
4-Bromophenyl phenyl ether	56	U	56	14	ug/Kg	☼	12/05/11 10:53	12/07/11 15:51	1
4-Chloro-3-methylphenol	170	U	170	23	ug/Kg	☼	12/05/11 10:53	12/07/11 15:51	1
4-Chloroaniline	170	U	170	19	ug/Kg	☼	12/05/11 10:53	12/07/11 15:51	1
4-Chlorophenyl phenyl ether	56	U	56	14	ug/Kg	☼	12/05/11 10:53	12/07/11 15:51	1
4-Nitroaniline	220	U	220	29	ug/Kg	☼	12/05/11 10:53	12/07/11 15:51	1
4-Nitrophenol	370	U	370	89	ug/Kg	☼	12/05/11 10:53	12/07/11 15:51	1
Acenaphthene	7.4	U	7.4	3.7	ug/Kg	☼	12/05/11 10:53	12/07/11 15:51	1
Acenaphthylene	7.4	U	7.4	3.7	ug/Kg	☼	12/05/11 10:53	12/07/11 15:51	1
Acetophenone	110	U	110	10	ug/Kg	☼	12/05/11 10:53	12/07/11 15:51	1
Anthracene	7.4	U	7.4	3.7	ug/Kg	☼	12/05/11 10:53	12/07/11 15:51	1
Atrazine	220	U	220	10	ug/Kg	☼	12/05/11 10:53	12/07/11 15:51	1
Benzaldehyde	110	U	110	13	ug/Kg	☼	12/05/11 10:53	12/07/11 15:51	1
Benzo[a]anthracene	7.4	U	7.4	3.7	ug/Kg	☼	12/05/11 10:53	12/07/11 15:51	1
Benzo[a]pyrene	7.4	U	7.4	3.7	ug/Kg	☼	12/05/11 10:53	12/07/11 15:51	1
Benzo[b]fluoranthene	7.4	U	7.4	3.7	ug/Kg	☼	12/05/11 10:53	12/07/11 15:51	1
Benzo[g,h,i]perylene	**4.0**	**J**	7.4	3.7	ug/Kg	☼	12/05/11 10:53	12/07/11 15:51	1
Benzo[k]fluoranthene	7.4	U	7.4	3.7	ug/Kg	☼	12/05/11 10:53	12/07/11 15:51	1
Bis(2-chloroethoxy)methane	110	U	110	24	ug/Kg	☼	12/05/11 10:53	12/07/11 15:51	1
Bis(2-chloroethyl)ether	110	U	110	2.2	ug/Kg	☼	12/05/11 10:53	12/07/11 15:51	1
Bis(2-ethylhexyl) phthalate	**28**	**J**	56	21	ug/Kg	☼	12/05/11 10:53	12/07/11 15:51	1
Butyl benzyl phthalate	56	U	56	11	ug/Kg	☼	12/05/11 10:53	12/07/11 15:51	1
Caprolactam	370	U	370	41	ug/Kg	☼	12/05/11 10:53	12/07/11 15:51	1
Carbazole	56	U	56	30	ug/Kg	☼	12/05/11 10:53	12/07/11 15:51	1
Chrysene	7.4	U	7.4	1.2	ug/Kg	☼	12/05/11 10:53	12/07/11 15:51	1
Dibenz(a,h)anthracene	7.4	U	7.4	3.7	ug/Kg	☼	12/05/11 10:53	12/07/11 15:51	1
Dibenzofuran	56	U	56	3.7	ug/Kg	☼	12/05/11 10:53	12/07/11 15:51	1

Client Sample ID: S-017324-113011-TP-142
Date Collected: 11/30/11 11:00
Date Received: 12/01/11 09:20

Lab Sample ID: 240-6402-6
Matrix: Solid
Percent Solids: 89.4

Method: 8270C - Semivolatile Organic Compounds (GC/MS) (Continued)

Analyte	Result	Qualifier	RL	MDL	Unit	D	Prepared	Analyzed	Dil Fac
Diethyl phthalate	56	U	56	18	ug/Kg	☼	12/05/11 10:53	12/07/11 15:51	1
Dimethyl phthalate	56	U	56	19	ug/Kg	☼	12/05/11 10:53	12/07/11 15:51	1
Di-n-butyl phthalate	56	U	56	17	ug/Kg	☼	12/05/11 10:53	12/07/11 15:51	1
Di-n-octyl phthalate	56	U	56	30	ug/Kg	☼	12/05/11 10:53	12/07/11 15:51	1
Fluoranthene	7.4	U	7.4	3.7	ug/Kg	☼	12/05/11 10:53	12/07/11 15:51	1
Fluorene	7.4	U	7.4	3.7	ug/Kg	☼	12/05/11 10:53	12/07/11 15:51	1
Hexachlorobenzene	7.4	U	7.4	2.3	ug/Kg	☼	12/05/11 10:53	12/07/11 15:51	1
Hexachlorobutadiene	56	U	56	30	ug/Kg	☼	12/05/11 10:53	12/07/11 15:51	1
Hexachlorocyclopentadiene	370	U	370	30	ug/Kg	☼	12/05/11 10:53	12/07/11 15:51	1
Hexachloroethane	56	U	56	10	ug/Kg	☼	12/05/11 10:53	12/07/11 15:51	1
Indeno[1,2,3-cd]pyrene	7.4	U	7.4	3.7	ug/Kg	☼	12/05/11 10:53	12/07/11 15:51	1
Isophorone	56	U	56	14	ug/Kg	☼	12/05/11 10:53	12/07/11 15:51	1
Naphthalene	7.4	U	7.4	3.7	ug/Kg	☼	12/05/11 10:53	12/07/11 15:51	1
Nitrobenzene	110	U	110	2.4	ug/Kg	☼	12/05/11 10:53	12/07/11 15:51	1
N-Nitrosodi-n-propylamine	56	U	56	30	ug/Kg	☼	12/05/11 10:53	12/07/11 15:51	1
N-Nitrosodiphenylamine	56	U	56	23	ug/Kg	☼	12/05/11 10:53	12/07/11 15:51	1
Pentachlorophenol	170	U	170	89	ug/Kg	☼	12/05/11 10:53	12/07/11 15:51	1
Phenol	56	U	56	30	ug/Kg	☼	12/05/11 10:53	12/07/11 15:51	1
Phenanthrene	7.4	U	7.4	3.7	ug/Kg	☼	12/05/11 10:53	12/07/11 15:51	1
Pyrene	7.4	U	7.4	3.7	ug/Kg	☼	12/05/11 10:53	12/07/11 15:51	1
3 & 4 Methylphenol	440	U	440	22	ug/Kg	☼	12/05/11 10:53	12/07/11 15:51	1

Surrogate	*%Recovery*	*Qualifier*	*Limits*	*Prepared*	*Analyzed*	*Dil Fac*
2-Fluorobiphenyl (Surr)	*51*		*34 - 110*	*12/05/11 10:53*	*12/07/11 15:51*	*1*
2-Fluorophenol (Surr)	*59*		*26 - 110*	*12/05/11 10:53*	*12/07/11 15:51*	*1*
2,4,6-Tribromophenol (Surr)	*29*		*10 - 118*	*12/05/11 10:53*	*12/07/11 15:51*	*1*
Nitrobenzene-d5 (Surr)	*55*		*24 - 112*	*12/05/11 10:53*	*12/07/11 15:51*	*1*
Phenol-d5 (Surr)	*55*		*28 - 110*	*12/05/11 10:53*	*12/07/11 15:51*	*1*
Terphenyl-d14 (Surr)	*68*		*41 - 119*	*12/05/11 10:53*	*12/07/11 15:51*	*1*

Method: 8082 - Polychlorinated Biphenyls (PCBs) by Gas Chromatography

Analyte	Result	Qualifier	RL	MDL	Unit	D	Prepared	Analyzed	Dil Fac
Aroclor-1016	37	U	37	23	ug/Kg	☼	12/03/11 10:35	12/07/11 06:56	1
Aroclor-1221	37	U	37	18	ug/Kg	☼	12/03/11 10:35	12/07/11 06:56	1
Aroclor-1232	37	U	37	16	ug/Kg	☼	12/03/11 10:35	12/07/11 06:56	1
Aroclor-1242	37	U	37	15	ug/Kg	☼	12/03/11 10:35	12/07/11 06:56	1
Aroclor-1248	37	U	37	19	ug/Kg	☼	12/03/11 10:35	12/07/11 06:56	1
Aroclor-1254	37	U	37	19	ug/Kg	☼	12/03/11 10:35	12/07/11 06:56	1
Aroclor-1260	37	U	37	19	ug/Kg	☼	12/03/11 10:35	12/07/11 06:56	1

Surrogate	*%Recovery*	*Qualifier*	*Limits*	*Prepared*	*Analyzed*	*Dil Fac*
Tetrachloro-m-xylene	*138*		*29 - 151*	*12/03/11 10:35*	*12/07/11 06:56*	*1*
DCB Decachlorobiphenyl	*72*		*14 - 163*	*12/03/11 10:35*	*12/07/11 06:56*	*1*

Method: 6010B - Metals (ICP)

Analyte	Result	Qualifier	RL	MDL	Unit	D	Prepared	Analyzed	Dil Fac
Aluminum	**8800**		21	9.9	mg/Kg	☼	12/05/11 09:44	12/06/11 23:59	1
Antimony	1.0	U	1.0	0.40	mg/Kg	☼	12/05/11 09:44	12/06/11 23:59	1
Barium	**110**	**B**	21	0.074	mg/Kg	☼	12/05/11 09:44	12/06/11 23:59	1
Beryllium	**0.47**	**J**	0.52	0.045	mg/Kg	☼	12/05/11 09:44	12/06/11 23:59	1
Calcium	**88000**	**B**	2600	83	mg/Kg	☼	12/05/11 09:44	12/07/11 15:06	5

Client: Conestoga-Rovers & Associates, Inc.
Project/Site: 17324-T07, RACER Former MTM

TestAmerica Job ID: 240-6402-1

Client Sample ID: S-017324-113011-TP-142
Date Collected: 11/30/11 11:00
Date Received: 12/01/11 09:20

Lab Sample ID: 240-6402-6
Matrix: Solid
Percent Solids: 89.4

Method: 6010B - Metals (ICP) (Continued)

Analyte	Result	Qualifier	RL	MDL	Unit	D	Prepared	Analyzed	Dil Fac
Cadmium	0.18	J	0.21	0.037	mg/Kg	☼	12/05/11 09:44	12/06/11 23:59	1
Cobalt	11		5.2	0.17	mg/Kg	☼	12/05/11 09:44	12/06/11 23:59	1
Chromium	15		0.52	0.21	mg/Kg	☼	12/05/11 09:44	12/06/11 23:59	1
Copper	18		2.6	0.77	mg/Kg	☼	12/05/11 09:44	12/06/11 23:59	1
Iron	18000		10	5.1	mg/Kg	☼	12/05/11 09:44	12/06/11 23:59	1
Potassium	1900	B	520	6.4	mg/Kg	☼	12/05/11 09:44	12/06/11 23:59	1
Magnesium	24000	B	520	5.3	mg/Kg	☼	12/05/11 09:44	12/06/11 23:59	1
Manganese	630		1.6	0.077	mg/Kg	☼	12/05/11 09:44	12/06/11 23:59	1
Silver	0.52	U	0.52	0.10	mg/Kg	☼	12/05/11 09:44	12/06/11 23:59	1
Sodium	79	J	520	68	mg/Kg	☼	12/05/11 09:44	12/06/11 23:59	1
Nickel	29		4.1	0.28	mg/Kg	☼	12/05/11 09:44	12/06/11 23:59	1
Vanadium	21		5.2	0.12	mg/Kg	☼	12/05/11 09:44	12/06/11 23:59	1
Zinc	50		2.1	1.0	mg/Kg	☼	12/05/11 09:44	12/06/11 23:59	1
Arsenic	6.5		1.0	0.31	mg/Kg	☼	12/05/11 09:44	12/06/11 23:59	1
Lead	8.3		0.31	0.20	mg/Kg	☼	12/05/11 09:44	12/06/11 23:59	1
Selenium	0.75		0.52	0.47	mg/Kg	☼	12/05/11 09:44	12/06/11 23:59	1
Thallium	1.0	U	1.0	0.57	mg/Kg	☼	12/05/11 09:44	12/06/11 23:59	1

Method: 7471A - Mercury (CVAA)

Analyte	Result	Qualifier	RL	MDL	Unit	D	Prepared	Analyzed	Dil Fac
Mercury	0.016	J	0.081	0.012	mg/Kg	☼	12/05/11 13:30	12/06/11 10:13	1

Client: Conestoga-Rovers & Associates, Inc.
Project/Site: 17324-T07, RACER Former MTM

TestAmerica Job ID: 240-6402-1

Client Sample ID: S-017324-113011-TP-143
Date Collected: 11/30/11 11:55
Date Received: 12/01/11 09:20

Lab Sample ID: 240-6402-7
Matrix: Solid
Percent Solids: 86.0

Method: 8270C - Semivolatile Organic Compounds (GC/MS)

Analyte	Result	Qualifier	RL	MDL	Unit	D	Prepared	Analyzed	Dil Fac
1,1'-Biphenyl	58	U	58	32	ug/Kg	☼	12/05/11 10:53	12/07/11 16:08	1
2,2'-oxybis[1-chloropropane]	120	U	120	11	ug/Kg	☼	12/05/11 10:53	12/07/11 16:08	1
2,4,5-Trichlorophenol	180	U	180	29	ug/Kg	☼	12/05/11 10:53	12/07/11 16:08	1
2,4,6-Trichlorophenol	180	U	180	93	ug/Kg	☼	12/05/11 10:53	12/07/11 16:08	1
2,4-Dichlorophenol	180	U	180	23	ug/Kg	☼	12/05/11 10:53	12/07/11 16:08	1
2,4-Dimethylphenol	180	U	180	23	ug/Kg	☼	12/05/11 10:53	12/07/11 16:08	1
2,4-Dinitrophenol	390	U	390	93	ug/Kg	☼	12/05/11 10:53	12/07/11 16:08	1
2,4-Dinitrotoluene	230	U	230	32	ug/Kg	☼	12/05/11 10:53	12/07/11 16:08	1
2,6-Dinitrotoluene	230	U	230	25	ug/Kg	☼	12/05/11 10:53	12/07/11 16:08	1
2-Chloronaphthalene	58	U	58	3.9	ug/Kg	☼	12/05/11 10:53	12/07/11 16:08	1
2-Chlorophenol	58	U	58	32	ug/Kg	☼	12/05/11 10:53	12/07/11 16:08	1
2-Methylnaphthalene	**71**		7.8	3.9	ug/Kg	☼	12/05/11 10:53	12/07/11 16:08	1
2-Methylphenol	230	U	230	93	ug/Kg	☼	12/05/11 10:53	12/07/11 16:08	1
2-Nitroaniline	230	U	230	11	ug/Kg	☼	12/05/11 10:53	12/07/11 16:08	1
2-Nitrophenol	58	U	58	32	ug/Kg	☼	12/05/11 10:53	12/07/11 16:08	1
3,3'-Dichlorobenzidine	120	U	120	21	ug/Kg	☼	12/05/11 10:53	12/07/11 16:08	1
3-Nitroaniline	230	U	230	19	ug/Kg	☼	12/05/11 10:53	12/07/11 16:08	1
4,6-Dinitro-2-methylphenol	180	U	180	93	ug/Kg	☼	12/05/11 10:53	12/07/11 16:08	1
4-Bromophenyl phenyl ether	58	U	58	15	ug/Kg	☼	12/05/11 10:53	12/07/11 16:08	1
4-Chloro-3-methylphenol	180	U	180	25	ug/Kg	☼	12/05/11 10:53	12/07/11 16:08	1
4-Chloroaniline	180	U	180	20	ug/Kg	☼	12/05/11 10:53	12/07/11 16:08	1
4-Chlorophenyl phenyl ether	58	U	58	15	ug/Kg	☼	12/05/11 10:53	12/07/11 16:08	1
4-Nitroaniline	230	U	230	30	ug/Kg	☼	12/05/11 10:53	12/07/11 16:08	1
4-Nitrophenol	390	U	390	93	ug/Kg	☼	12/05/11 10:53	12/07/11 16:08	1
Acenaphthene	**6.4**	**J**	7.8	3.9	ug/Kg	☼	12/05/11 10:53	12/07/11 16:08	1
Acenaphthylene	**11**		7.8	3.9	ug/Kg	☼	12/05/11 10:53	12/07/11 16:08	1
Acetophenone	120	U	120	11	ug/Kg	☼	12/05/11 10:53	12/07/11 16:08	1
Anthracene	**11**		7.8	3.9	ug/Kg	☼	12/05/11 10:53	12/07/11 16:08	1
Atrazine	230	U	230	11	ug/Kg	☼	12/05/11 10:53	12/07/11 16:08	1
Benzaldehyde	120	U	120	14	ug/Kg	☼	12/05/11 10:53	12/07/11 16:08	1
Benzo[a]anthracene	**33**		7.8	3.9	ug/Kg	☼	12/05/11 10:53	12/07/11 16:08	1
Benzo[a]pyrene	**30**		7.8	3.9	ug/Kg	☼	12/05/11 10:53	12/07/11 16:08	1
Benzo[b]fluoranthene	**44**		7.8	3.9	ug/Kg	☼	12/05/11 10:53	12/07/11 16:08	1
Benzo[g,h,i]perylene	**30**		7.8	3.9	ug/Kg	☼	12/05/11 10:53	12/07/11 16:08	1
Benzo[k]fluoranthene	**21**		7.8	3.9	ug/Kg	☼	12/05/11 10:53	12/07/11 16:08	1
Bis(2-chloroethoxy)methane	120	U	120	26	ug/Kg	☼	12/05/11 10:53	12/07/11 16:08	1
Bis(2-chloroethyl)ether	120	U	120	2.3	ug/Kg	☼	12/05/11 10:53	12/07/11 16:08	1
Bis(2-ethylhexyl) phthalate	**47**	**J**	58	22	ug/Kg	☼	12/05/11 10:53	12/07/11 16:08	1
Butyl benzyl phthalate	58	U	58	12	ug/Kg	☼	12/05/11 10:53	12/07/11 16:08	1
Caprolactam	390	U	390	43	ug/Kg	☼	12/05/11 10:53	12/07/11 16:08	1
Carbazole	58	U	58	32	ug/Kg	☼	12/05/11 10:53	12/07/11 16:08	1
Chrysene	**55**		7.8	1.3	ug/Kg	☼	12/05/11 10:53	12/07/11 16:08	1
Dibenz(a,h)anthracene	7.8	U	7.8	3.9	ug/Kg	☼	12/05/11 10:53	12/07/11 16:08	1
Dibenzofuran	**18**	**J**	58	3.9	ug/Kg	☼	12/05/11 10:53	12/07/11 16:08	1
Diethyl phthalate	58	U	58	19	ug/Kg	☼	12/05/11 10:53	12/07/11 16:08	1
Dimethyl phthalate	58	U	58	20	ug/Kg	☼	12/05/11 10:53	12/07/11 16:08	1
Di-n-butyl phthalate	58	U	58	18	ug/Kg	☼	12/05/11 10:53	12/07/11 16:08	1
Di-n-octyl phthalate	58	U	58	32	ug/Kg	☼	12/05/11 10:53	12/07/11 16:08	1
Fluoranthene	**56**		7.8	3.9	ug/Kg	☼	12/05/11 10:53	12/07/11 16:08	1
Fluorene	7.8	U	7.8	3.9	ug/Kg	☼	12/05/11 10:53	12/07/11 16:08	1

Client: Conestoga-Rovers & Associates, Inc.
Project/Site: 17324-T07, RACER Former MTM

TestAmerica Job ID: 240-6402-1

Client Sample ID: S-017324-113011-TP-143
Date Collected: 11/30/11 11:55
Date Received: 12/01/11 09:20

Lab Sample ID: 240-6402-7
Matrix: Solid
Percent Solids: 86.0

Method: 8270C - Semivolatile Organic Compounds (GC/MS) (Continued)

Analyte	Result	Qualifier	RL	MDL	Unit	D	Prepared	Analyzed	Dil Fac
Hexachlorobenzene	7.8	U	7.8	2.5	ug/Kg	☼	12/05/11 10:53	12/07/11 16:08	1
Hexachlorobutadiene	58	U	58	32	ug/Kg	☼	12/05/11 10:53	12/07/11 16:08	1
Hexachlorocyclopentadiene	390	U	390	32	ug/Kg	☼	12/05/11 10:53	12/07/11 16:08	1
Hexachloroethane	58	U	58	11	ug/Kg	☼	12/05/11 10:53	12/07/11 16:08	1
Indeno[1,2,3-cd]pyrene	**20**		7.8	3.9	ug/Kg	☼	12/05/11 10:53	12/07/11 16:08	1
Isophorone	58	U	58	15	ug/Kg	☼	12/05/11 10:53	12/07/11 16:08	1
Naphthalene	**23**		7.8	3.9	ug/Kg	☼	12/05/11 10:53	12/07/11 16:08	1
Nitrobenzene	120	U	120	2.6	ug/Kg	☼	12/05/11 10:53	12/07/11 16:08	1
N-Nitrosodi-n-propylamine	58	U	58	32	ug/Kg	☼	12/05/11 10:53	12/07/11 16:08	1
N-Nitrosodiphenylamine	58	U	58	25	ug/Kg	☼	12/05/11 10:53	12/07/11 16:08	1
Pentachlorophenol	180	U	180	93	ug/Kg	☼	12/05/11 10:53	12/07/11 16:08	1
Phenol	58	U	58	32	ug/Kg	☼	12/05/11 10:53	12/07/11 16:08	1
Phenanthrene	**77**		7.8	3.9	ug/Kg	☼	12/05/11 10:53	12/07/11 16:08	1
Pyrene	**48**		7.8	3.9	ug/Kg	☼	12/05/11 10:53	12/07/11 16:08	1
3 & 4 Methylphenol	470	U	470	23	ug/Kg	☼	12/05/11 10:53	12/07/11 16:08	1

Surrogate	*%Recovery*	*Qualifier*	*Limits*	*Prepared*	*Analyzed*	*Dil Fac*
2-Fluorobiphenyl (Surr)	*51*		*34 - 110*	*12/05/11 10:53*	*12/07/11 16:08*	*1*
2-Fluorophenol (Surr)	*45*		*26 - 110*	*12/05/11 10:53*	*12/07/11 16:08*	*1*
2,4,6-Tribromophenol (Surr)	*42*		*10 - 118*	*12/05/11 10:53*	*12/07/11 16:08*	*1*
Nitrobenzene-d5 (Surr)	*41*		*24 - 112*	*12/05/11 10:53*	*12/07/11 16:08*	*1*
Phenol-d5 (Surr)	*47*		*28 - 110*	*12/05/11 10:53*	*12/07/11 16:08*	*1*
Terphenyl-d14 (Surr)	*69*		*41 - 119*	*12/05/11 10:53*	*12/07/11 16:08*	*1*

Method: 8015B - Gasoline Range Organics - (GC)

Analyte	Result	Qualifier	RL	MDL	Unit	D	Prepared	Analyzed	Dil Fac
C6-C10	48	U	48	22	ug/Kg	☼	12/01/11 20:00	12/09/11 13:45	1

Surrogate	*%Recovery*	*Qualifier*	*Limits*	*Prepared*	*Analyzed*	*Dil Fac*
Trifluorotoluene (Surr)	*65*		*10 - 150*	*12/01/11 20:00*	*12/09/11 13:45*	*1*

Method: 8082 - Polychlorinated Biphenyls (PCBs) by Gas Chromatography

Analyte	Result	Qualifier	RL	MDL	Unit	D	Prepared	Analyzed	Dil Fac
Aroclor-1016	38	U	38	24	ug/Kg	☼	12/03/11 10:35	12/07/11 07:10	1
Aroclor-1221	38	U	38	19	ug/Kg	☼	12/03/11 10:35	12/07/11 07:10	1
Aroclor-1232	38	U	38	16	ug/Kg	☼	12/03/11 10:35	12/07/11 07:10	1
Aroclor-1242	38	U	38	15	ug/Kg	☼	12/03/11 10:35	12/07/11 07:10	1
Aroclor-1248	**38**		38	20	ug/Kg	☼	12/03/11 10:35	12/07/11 07:10	1
Aroclor-1254	38	U	38	20	ug/Kg	☼	12/03/11 10:35	12/07/11 07:10	1
Aroclor-1260	38	U	38	20	ug/Kg	☼	12/03/11 10:35	12/07/11 07:10	1

Surrogate	*%Recovery*	*Qualifier*	*Limits*	*Prepared*	*Analyzed*	*Dil Fac*
Tetrachloro-m-xylene	*111*		*29 - 151*	*12/03/11 10:35*	*12/07/11 07:10*	*1*
DCB Decachlorobiphenyl	*62*		*14 - 163*	*12/03/11 10:35*	*12/07/11 07:10*	*1*

Method: 6010B - Metals (ICP)

Analyte	Result	Qualifier	RL	MDL	Unit	D	Prepared	Analyzed	Dil Fac
Aluminum	**3400**		19	9.2	mg/Kg	☼	12/05/11 09:44	12/07/11 00:04	1
Antimony	0.96	U	0.96	0.37	mg/Kg	☼	12/05/11 09:44	12/07/11 00:04	1
Barium	**30**	**B**	19	0.068	mg/Kg	☼	12/05/11 09:44	12/07/11 00:04	1
Beryllium	**0.22**	**J**	0.48	0.041	mg/Kg	☼	12/05/11 09:44	12/07/11 00:04	1
Calcium	**120000**	**B**	2400	77	mg/Kg	☼	12/05/11 09:44	12/07/11 15:23	5

Client: Conestoga-Rovers & Associates, Inc.
Project/Site: 17324-T07, RACER Former MTM

TestAmerica Job ID: 240-6402-1

Client Sample ID: S-017324-113011-TP-143
Date Collected: 11/30/11 11:55
Date Received: 12/01/11 09:20

Lab Sample ID: 240-6402-7
Matrix: Solid
Percent Solids: 86.0

Method: 6010B - Metals (ICP) (Continued)

Analyte	Result	Qualifier	RL	MDL	Unit	D	Prepared	Analyzed	Dil Fac
Cadmium	0.21		0.19	0.035	mg/Kg	☼	12/05/11 09:44	12/07/11 00:04	1
Cobalt	4.0	J	4.8	0.15	mg/Kg	☼	12/05/11 09:44	12/07/11 00:04	1
Chromium	8.6		0.48	0.19	mg/Kg	☼	12/05/11 09:44	12/07/11 00:04	1
Copper	15		2.4	0.71	mg/Kg	☼	12/05/11 09:44	12/07/11 00:04	1
Iron	8800		9.6	4.7	mg/Kg	☼	12/05/11 09:44	12/07/11 00:04	1
Potassium	570	B	480	6.0	mg/Kg	☼	12/05/11 09:44	12/07/11 00:04	1
Magnesium	38000	B	480	4.9	mg/Kg	☼	12/05/11 09:44	12/07/11 00:04	1
Manganese	360		1.4	0.071	mg/Kg	☼	12/05/11 09:44	12/07/11 00:04	1
Silver	0.48	U	0.48	0.096	mg/Kg	☼	12/05/11 09:44	12/07/11 00:04	1
Sodium	75	J	480	63	mg/Kg	☼	12/05/11 09:44	12/07/11 00:04	1
Nickel	11		3.8	0.26	mg/Kg	☼	12/05/11 09:44	12/07/11 00:04	1
Vanadium	10		4.8	0.12	mg/Kg	☼	12/05/11 09:44	12/07/11 00:04	1
Zinc	48		1.9	0.96	mg/Kg	☼	12/05/11 09:44	12/07/11 00:04	1
Arsenic	5.8		0.96	0.29	mg/Kg	☼	12/05/11 09:44	12/07/11 00:04	1
Lead	31		0.29	0.18	mg/Kg	☼	12/05/11 09:44	12/07/11 00:04	1
Selenium	0.48	U	0.48	0.43	mg/Kg	☼	12/05/11 09:44	12/07/11 00:04	1
Thallium	0.96	U	0.96	0.53	mg/Kg	☼	12/05/11 09:44	12/07/11 00:04	1

Method: 7471A - Mercury (CVAA)

Analyte	Result	Qualifier	RL	MDL	Unit	D	Prepared	Analyzed	Dil Fac
Mercury	0.035	J	0.097	0.015	mg/Kg	☼	12/05/11 13:30	12/06/11 10:14	1

Client: Conestoga-Rovers & Associates, Inc.
Project/Site: 17324-T07, RACER Former MTM

TestAmerica Job ID: 240-6402-1

Client Sample ID: S-017324-113011-TP-146
Date Collected: 11/30/11 12:40
Date Received: 12/01/11 09:20

Lab Sample ID: 240-6402-10
Matrix: Solid
Percent Solids: 89.0

Method: 8270C - Semivolatile Organic Compounds (GC/MS)

Analyte	Result	Qualifier	RL	MDL	Unit	D	Prepared	Analyzed	Dil Fac
1,1'-Biphenyl	56	U	56	30	ug/Kg	☼	12/05/11 10:53	12/07/11 16:25	1
2,2'-oxybis[1-chloropropane]	110	U	110	11	ug/Kg	☼	12/05/11 10:53	12/07/11 16:25	1
2,4,5-Trichlorophenol	170	U	170	28	ug/Kg	☼	12/05/11 10:53	12/07/11 16:25	1
2,4,6-Trichlorophenol	170	U	170	90	ug/Kg	☼	12/05/11 10:53	12/07/11 16:25	1
2,4-Dichlorophenol	170	U	170	23	ug/Kg	☼	12/05/11 10:53	12/07/11 16:25	1
2,4-Dimethylphenol	170	U	170	23	ug/Kg	☼	12/05/11 10:53	12/07/11 16:25	1
2,4-Dinitrophenol	370	U	370	90	ug/Kg	☼	12/05/11 10:53	12/07/11 16:25	1
2,4-Dinitrotoluene	230	U	230	30	ug/Kg	☼	12/05/11 10:53	12/07/11 16:25	1
2,6-Dinitrotoluene	230	U	230	24	ug/Kg	☼	12/05/11 10:53	12/07/11 16:25	1
2-Chloronaphthalene	56	U	56	3.7	ug/Kg	☼	12/05/11 10:53	12/07/11 16:25	1
2-Chlorophenol	56	U	56	30	ug/Kg	☼	12/05/11 10:53	12/07/11 16:25	1
2-Methylnaphthalene	**40**		7.5	3.7	ug/Kg	☼	12/05/11 10:53	12/07/11 16:25	1
2-Methylphenol	230	U	230	90	ug/Kg	☼	12/05/11 10:53	12/07/11 16:25	1
2-Nitroaniline	230	U	230	10	ug/Kg	☼	12/05/11 10:53	12/07/11 16:25	1
2-Nitrophenol	56	U	56	30	ug/Kg	☼	12/05/11 10:53	12/07/11 16:25	1
3,3'-Dichlorobenzidine	110	U	110	20	ug/Kg	☼	12/05/11 10:53	12/07/11 16:25	1
3-Nitroaniline	230	U	230	18	ug/Kg	☼	12/05/11 10:53	12/07/11 16:25	1
4,6-Dinitro-2-methylphenol	170	U	170	90	ug/Kg	☼	12/05/11 10:53	12/07/11 16:25	1
4-Bromophenyl phenyl ether	56	U	56	15	ug/Kg	☼	12/05/11 10:53	12/07/11 16:25	1
4-Chloro-3-methylphenol	170	U	170	24	ug/Kg	☼	12/05/11 10:53	12/07/11 16:25	1
4-Chloroaniline	170	U	170	19	ug/Kg	☼	12/05/11 10:53	12/07/11 16:25	1
4-Chlorophenyl phenyl ether	56	U	56	15	ug/Kg	☼	12/05/11 10:53	12/07/11 16:25	1
4-Nitroaniline	230	U	230	29	ug/Kg	☼	12/05/11 10:53	12/07/11 16:25	1
4-Nitrophenol	370	U	370	90	ug/Kg	☼	12/05/11 10:53	12/07/11 16:25	1
Acenaphthene	**5.0**	**J**	7.5	3.7	ug/Kg	☼	12/05/11 10:53	12/07/11 16:25	1
Acenaphthylene	**15**		7.5	3.7	ug/Kg	☼	12/05/11 10:53	12/07/11 16:25	1
Acetophenone	110	U	110	10	ug/Kg	☼	12/05/11 10:53	12/07/11 16:25	1
Anthracene	**16**		7.5	3.7	ug/Kg	☼	12/05/11 10:53	12/07/11 16:25	1
Atrazine	230	U	230	10	ug/Kg	☼	12/05/11 10:53	12/07/11 16:25	1
Benzaldehyde	110	U	110	14	ug/Kg	☼	12/05/11 10:53	12/07/11 16:25	1
Benzo[a]anthracene	**33**		7.5	3.7	ug/Kg	☼	12/05/11 10:53	12/07/11 16:25	1
Benzo[a]pyrene	**33**		7.5	3.7	ug/Kg	☼	12/05/11 10:53	12/07/11 16:25	1
Benzo[b]fluoranthene	**47**		7.5	3.7	ug/Kg	☼	12/05/11 10:53	12/07/11 16:25	1
Benzo[g,h,i]perylene	**32**		7.5	3.7	ug/Kg	☼	12/05/11 10:53	12/07/11 16:25	1
Benzo[k]fluoranthene	**23**		7.5	3.7	ug/Kg	☼	12/05/11 10:53	12/07/11 16:25	1
Bis(2-chloroethoxy)methane	110	U	110	25	ug/Kg	☼	12/05/11 10:53	12/07/11 16:25	1
Bis(2-chloroethyl)ether	110	U	110	2.3	ug/Kg	☼	12/05/11 10:53	12/07/11 16:25	1
Bis(2-ethylhexyl) phthalate	**62**		56	21	ug/Kg	☼	12/05/11 10:53	12/07/11 16:25	1
Butyl benzyl phthalate	56	U	56	11	ug/Kg	☼	12/05/11 10:53	12/07/11 16:25	1
Caprolactam	370	U	370	42	ug/Kg	☼	12/05/11 10:53	12/07/11 16:25	1
Carbazole	56	U	56	30	ug/Kg	☼	12/05/11 10:53	12/07/11 16:25	1
Chrysene	**55**		7.5	1.2	ug/Kg	☼	12/05/11 10:53	12/07/11 16:25	1
Dibenz(a,h)anthracene	7.5	U	7.5	3.7	ug/Kg	☼	12/05/11 10:53	12/07/11 16:25	1
Dibenzofuran	**13**	**J**	56	3.7	ug/Kg	☼	12/05/11 10:53	12/07/11 16:25	1
Diethyl phthalate	56	U	56	18	ug/Kg	☼	12/05/11 10:53	12/07/11 16:25	1
Dimethyl phthalate	56	U	56	19	ug/Kg	☼	12/05/11 10:53	12/07/11 16:25	1
Di-n-butyl phthalate	56	U	56	17	ug/Kg	☼	12/05/11 10:53	12/07/11 16:25	1
Di-n-octyl phthalate	56	U	56	30	ug/Kg	☼	12/05/11 10:53	12/07/11 16:25	1
Fluoranthene	**68**		7.5	3.7	ug/Kg	☼	12/05/11 10:53	12/07/11 16:25	1
Fluorene	7.5	U	7.5	3.7	ug/Kg	☼	12/05/11 10:53	12/07/11 16:25	1

Client: Conestoga-Rovers & Associates, Inc.
Project/Site: 17324-T07, RACER Former MTM

TestAmerica Job ID: 240-6402-1

Client Sample ID: S-017324-113011-TP-146
Date Collected: 11/30/11 12:40
Date Received: 12/01/11 09:20

Lab Sample ID: 240-6402-10
Matrix: Solid
Percent Solids: 89.0

Method: 8270C - Semivolatile Organic Compounds (GC/MS) (Continued)

Analyte	Result	Qualifier	RL	MDL	Unit	D	Prepared	Analyzed	Dil Fac
Hexachlorobenzene	7.5	U	7.5	2.4	ug/Kg	☼	12/05/11 10:53	12/07/11 16:25	1
Hexachlorobutadiene	56	U	56	30	ug/Kg	☼	12/05/11 10:53	12/07/11 16:25	1
Hexachlorocyclopentadiene	370	U	370	30	ug/Kg	☼	12/05/11 10:53	12/07/11 16:25	1
Hexachloroethane	56	U	56	10	ug/Kg	☼	12/05/11 10:53	12/07/11 16:25	1
Indeno[1,2,3-cd]pyrene	**20**		7.5	3.7	ug/Kg	☼	12/05/11 10:53	12/07/11 16:25	1
Isophorone	56	U	56	15	ug/Kg	☼	12/05/11 10:53	12/07/11 16:25	1
Naphthalene	**17**		7.5	3.7	ug/Kg	☼	12/05/11 10:53	12/07/11 16:25	1
Nitrobenzene	110	U	110	2.5	ug/Kg	☼	12/05/11 10:53	12/07/11 16:25	1
N-Nitrosodi-n-propylamine	56	U	56	30	ug/Kg	☼	12/05/11 10:53	12/07/11 16:25	1
N-Nitrosodiphenylamine	56	U	56	24	ug/Kg	☼	12/05/11 10:53	12/07/11 16:25	1
Pentachlorophenol	170	U	170	90	ug/Kg	☼	12/05/11 10:53	12/07/11 16:25	1
Phenol	56	U	56	30	ug/Kg	☼	12/05/11 10:53	12/07/11 16:25	1
Phenanthrene	**78**		7.5	3.7	ug/Kg	☼	12/05/11 10:53	12/07/11 16:25	1
Pyrene	**63**		7.5	3.7	ug/Kg	☼	12/05/11 10:53	12/07/11 16:25	1
3 & 4 Methylphenol	450	U	450	23	ug/Kg	☼	12/05/11 10:53	12/07/11 16:25	1

Surrogate	*%Recovery*	*Qualifier*	*Limits*	*Prepared*	*Analyzed*	*Dil Fac*
2-Fluorobiphenyl (Surr)	*54*		*34 - 110*	*12/05/11 10:53*	*12/07/11 16:25*	*1*
2-Fluorophenol (Surr)	*49*		*26 - 110*	*12/05/11 10:53*	*12/07/11 16:25*	*1*
2,4,6-Tribromophenol (Surr)	*36*		*10 - 118*	*12/05/11 10:53*	*12/07/11 16:25*	*1*
Nitrobenzene-d5 (Surr)	*46*		*24 - 112*	*12/05/11 10:53*	*12/07/11 16:25*	*1*
Phenol-d5 (Surr)	*51*		*28 - 110*	*12/05/11 10:53*	*12/07/11 16:25*	*1*
Terphenyl-d14 (Surr)	*67*		*41 - 119*	*12/05/11 10:53*	*12/07/11 16:25*	*1*

Method: 8015B - Gasoline Range Organics - (GC)

Analyte	Result	Qualifier	RL	MDL	Unit	D	Prepared	Analyzed	Dil Fac
C6-C10	44	U	44	20	ug/Kg	☼	12/01/11 20:00	12/09/11 15:41	1

Surrogate	*%Recovery*	*Qualifier*	*Limits*	*Prepared*	*Analyzed*	*Dil Fac*
Trifluorotoluene (Surr)	*101*		*10 - 150*	*12/01/11 20:00*	*12/09/11 15:41*	*1*

Method: 8015B - Diesel Range Organics (DRO) (GC)

Analyte	Result	Qualifier	RL	MDL	Unit	D	Prepared	Analyzed	Dil Fac
C10-C20	**140**		19	10	mg/Kg	☼	12/05/11 11:00	12/08/11 06:31	1
C20-C34	**330**	**B**	19	10	mg/Kg	☼	12/05/11 11:00	12/08/11 06:31	1

Surrogate	*%Recovery*	*Qualifier*	*Limits*	*Prepared*	*Analyzed*	*Dil Fac*
n-Nonane	*47*		*10 - 110*	*12/05/11 11:00*	*12/08/11 06:31*	*1*

Client: Conestoga-Rovers & Associates, Inc.
Project/Site: 17324-T07, RACER Former MTM

TestAmerica Job ID: 240-6402-1

Client Sample ID: S-017324-113011-TP-147
Date Collected: 11/30/11 14:10
Date Received: 12/01/11 09:20

Lab Sample ID: 240-6402-11
Matrix: Solid
Percent Solids: 89.5

Method: 8270C - Semivolatile Organic Compounds (GC/MS)

Analyte	Result	Qualifier	RL	MDL	Unit	D	Prepared	Analyzed	Dil Fac
1,1'-Biphenyl	56	U	56	30	ug/Kg	☼	12/05/11 10:53	12/07/11 16:41	1
2,2'-oxybis[1-chloropropane]	110	U	110	11	ug/Kg	☼	12/05/11 10:53	12/07/11 16:41	1
2,4,5-Trichlorophenol	170	U	170	28	ug/Kg	☼	12/05/11 10:53	12/07/11 16:41	1
2,4,6-Trichlorophenol	170	U	170	89	ug/Kg	☼	12/05/11 10:53	12/07/11 16:41	1
2,4-Dichlorophenol	170	U	170	22	ug/Kg	☼	12/05/11 10:53	12/07/11 16:41	1
2,4-Dimethylphenol	170	U	170	22	ug/Kg	☼	12/05/11 10:53	12/07/11 16:41	1
2,4-Dinitrophenol	370	U	370	89	ug/Kg	☼	12/05/11 10:53	12/07/11 16:41	1
2,4-Dinitrotoluene	220	U	220	30	ug/Kg	☼	12/05/11 10:53	12/07/11 16:41	1
2,6-Dinitrotoluene	220	U	220	23	ug/Kg	☼	12/05/11 10:53	12/07/11 16:41	1
2-Chloronaphthalene	56	U	56	3.7	ug/Kg	☼	12/05/11 10:53	12/07/11 16:41	1
2-Chlorophenol	56	U	56	30	ug/Kg	☼	12/05/11 10:53	12/07/11 16:41	1
2-Methylnaphthalene	7.4	U	7.4	3.7	ug/Kg	☼	12/05/11 10:53	12/07/11 16:41	1
2-Methylphenol	220	U	220	89	ug/Kg	☼	12/05/11 10:53	12/07/11 16:41	1
2-Nitroaniline	220	U	220	10	ug/Kg	☼	12/05/11 10:53	12/07/11 16:41	1
2-Nitrophenol	56	U	56	30	ug/Kg	☼	12/05/11 10:53	12/07/11 16:41	1
3,3'-Dichlorobenzidine	110	U	110	20	ug/Kg	☼	12/05/11 10:53	12/07/11 16:41	1
3-Nitroaniline	220	U	220	18	ug/Kg	☼	12/05/11 10:53	12/07/11 16:41	1
4,6-Dinitro-2-methylphenol	170	U	170	89	ug/Kg	☼	12/05/11 10:53	12/07/11 16:41	1
4-Bromophenyl phenyl ether	56	U	56	14	ug/Kg	☼	12/05/11 10:53	12/07/11 16:41	1
4-Chloro-3-methylphenol	170	U	170	23	ug/Kg	☼	12/05/11 10:53	12/07/11 16:41	1
4-Chloroaniline	170	U	170	19	ug/Kg	☼	12/05/11 10:53	12/07/11 16:41	1
4-Chlorophenyl phenyl ether	56	U	56	14	ug/Kg	☼	12/05/11 10:53	12/07/11 16:41	1
4-Nitroaniline	220	U	220	29	ug/Kg	☼	12/05/11 10:53	12/07/11 16:41	1
4-Nitrophenol	370	U	370	89	ug/Kg	☼	12/05/11 10:53	12/07/11 16:41	1
Acenaphthene	7.4	U	7.4	3.7	ug/Kg	☼	12/05/11 10:53	12/07/11 16:41	1
Acenaphthylene	7.4	U	7.4	3.7	ug/Kg	☼	12/05/11 10:53	12/07/11 16:41	1
Acetophenone	110	U	110	10	ug/Kg	☼	12/05/11 10:53	12/07/11 16:41	1
Anthracene	7.4	U	7.4	3.7	ug/Kg	☼	12/05/11 10:53	12/07/11 16:41	1
Atrazine	220	U	220	10	ug/Kg	☼	12/05/11 10:53	12/07/11 16:41	1
Benzaldehyde	110	U	110	13	ug/Kg	☼	12/05/11 10:53	12/07/11 16:41	1
Benzo[a]anthracene	7.4	U	7.4	3.7	ug/Kg	☼	12/05/11 10:53	12/07/11 16:41	1
Benzo[a]pyrene	7.4	U	7.4	3.7	ug/Kg	☼	12/05/11 10:53	12/07/11 16:41	1
Benzo[b]fluoranthene	7.4	U	7.4	3.7	ug/Kg	☼	12/05/11 10:53	12/07/11 16:41	1
Benzo[g,h,i]perylene	7.4	U	7.4	3.7	ug/Kg	☼	12/05/11 10:53	12/07/11 16:41	1
Benzo[k]fluoranthene	7.4	U	7.4	3.7	ug/Kg	☼	12/05/11 10:53	12/07/11 16:41	1
Bis(2-chloroethoxy)methane	110	U	110	25	ug/Kg	☼	12/05/11 10:53	12/07/11 16:41	1
Bis(2-chloroethyl)ether	110	U	110	2.2	ug/Kg	☼	12/05/11 10:53	12/07/11 16:41	1
Bis(2-ethylhexyl) phthalate	**24**	**J**	56	21	ug/Kg	☼	12/05/11 10:53	12/07/11 16:41	1
Butyl benzyl phthalate	56	U	56	11	ug/Kg	☼	12/05/11 10:53	12/07/11 16:41	1
Caprolactam	370	U	370	41	ug/Kg	☼	12/05/11 10:53	12/07/11 16:41	1
Carbazole	56	U	56	30	ug/Kg	☼	12/05/11 10:53	12/07/11 16:41	1
Chrysene	7.4	U	7.4	1.2	ug/Kg	☼	12/05/11 10:53	12/07/11 16:41	1
Dibenz(a,h)anthracene	7.4	U	7.4	3.7	ug/Kg	☼	12/05/11 10:53	12/07/11 16:41	1
Dibenzofuran	56	U	56	3.7	ug/Kg	☼	12/05/11 10:53	12/07/11 16:41	1
Diethyl phthalate	56	U	56	18	ug/Kg	☼	12/05/11 10:53	12/07/11 16:41	1
Dimethyl phthalate	56	U	56	19	ug/Kg	☼	12/05/11 10:53	12/07/11 16:41	1
Di-n-butyl phthalate	56	U	56	17	ug/Kg	☼	12/05/11 10:53	12/07/11 16:41	1
Di-n-octyl phthalate	56	U	56	30	ug/Kg	☼	12/05/11 10:53	12/07/11 16:41	1
Fluoranthene	**4.9**	**J**	7.4	3.7	ug/Kg	☼	12/05/11 10:53	12/07/11 16:41	1
Fluorene	7.4	U	7.4	3.7	ug/Kg	☼	12/05/11 10:53	12/07/11 16:41	1

Client: Conestoga-Rovers & Associates, Inc.
Project/Site: 17324-T07, RACER Former MTM

TestAmerica Job ID: 240-6402-1

Client Sample ID: S-017324-113011-TP-147
Date Collected: 11/30/11 14:10
Date Received: 12/01/11 09:20

Lab Sample ID: 240-6402-11
Matrix: Solid
Percent Solids: 89.5

Method: 8270C - Semivolatile Organic Compounds (GC/MS) (Continued)

Analyte	Result	Qualifier	RL	MDL	Unit	D	Prepared	Analyzed	Dil Fac
Hexachlorobenzene	7.4	U	7.4	2.3	ug/Kg	☼	12/05/11 10:53	12/07/11 16:41	1
Hexachlorobutadiene	56	U	56	30	ug/Kg	☼	12/05/11 10:53	12/07/11 16:41	1
Hexachlorocyclopentadiene	370	U	370	30	ug/Kg	☼	12/05/11 10:53	12/07/11 16:41	1
Hexachloroethane	56	U	56	10	ug/Kg	☼	12/05/11 10:53	12/07/11 16:41	1
Indeno[1,2,3-cd]pyrene	7.4	U	7.4	3.7	ug/Kg	☼	12/05/11 10:53	12/07/11 16:41	1
Isophorone	56	U	56	14	ug/Kg	☼	12/05/11 10:53	12/07/11 16:41	1
Naphthalene	7.4	U	7.4	3.7	ug/Kg	☼	12/05/11 10:53	12/07/11 16:41	1
Nitrobenzene	110	U	110	2.5	ug/Kg	☼	12/05/11 10:53	12/07/11 16:41	1
N-Nitrosodi-n-propylamine	56	U	56	30	ug/Kg	☼	12/05/11 10:53	12/07/11 16:41	1
N-Nitrosodiphenylamine	56	U	56	23	ug/Kg	☼	12/05/11 10:53	12/07/11 16:41	1
Pentachlorophenol	170	U	170	89	ug/Kg	☼	12/05/11 10:53	12/07/11 16:41	1
Phenol	56	U	56	30	ug/Kg	☼	12/05/11 10:53	12/07/11 16:41	1
Phenanthrene	**4.4**	**J**	7.4	3.7	ug/Kg	☼	12/05/11 10:53	12/07/11 16:41	1
Pyrene	7.4	U	7.4	3.7	ug/Kg	☼	12/05/11 10:53	12/07/11 16:41	1
3 & 4 Methylphenol	450	U	450	22	ug/Kg	☼	12/05/11 10:53	12/07/11 16:41	1

Surrogate	*%Recovery*	*Qualifier*	*Limits*	*Prepared*	*Analyzed*	*Dil Fac*
2-Fluorobiphenyl (Surr)	*36*		*34 - 110*	*12/05/11 10:53*	*12/07/11 16:41*	*1*
2-Fluorophenol (Surr)	*39*		*26 - 110*	*12/05/11 10:53*	*12/07/11 16:41*	*1*
2,4,6-Tribromophenol (Surr)	*24*		*10 - 118*	*12/05/11 10:53*	*12/07/11 16:41*	*1*
Nitrobenzene-d5 (Surr)	*36*		*24 - 112*	*12/05/11 10:53*	*12/07/11 16:41*	*1*
Phenol-d5 (Surr)	*34*		*28 - 110*	*12/05/11 10:53*	*12/07/11 16:41*	*1*
Terphenyl-d14 (Surr)	*63*		*41 - 119*	*12/05/11 10:53*	*12/07/11 16:41*	*1*

Method: 8015B - Gasoline Range Organics - (GC)

Analyte	Result	Qualifier	RL	MDL	Unit	D	Prepared	Analyzed	Dil Fac
C6-C10	41	U	41	19	ug/Kg	☼	12/01/11 20:00	12/09/11 16:18	1

Surrogate	*%Recovery*	*Qualifier*	*Limits*	*Prepared*	*Analyzed*	*Dil Fac*
Trifluorotoluene (Surr)	*65*		*10 - 150*	*12/01/11 20:00*	*12/09/11 16:18*	*1*

Method: 8015B - Diesel Range Organics (DRO) (GC)

Analyte	Result	Qualifier	RL	MDL	Unit	D	Prepared	Analyzed	Dil Fac
C10-C20	19	U	19	10	mg/Kg	☼	12/05/11 11:00	12/08/11 07:02	1
C20-C34	19	U	19	10	mg/Kg	☼	12/05/11 11:00	12/08/11 07:02	1

Surrogate	*%Recovery*	*Qualifier*	*Limits*	*Prepared*	*Analyzed*	*Dil Fac*
n-Nonane	*49*		*10 - 110*	*12/05/11 11:00*	*12/08/11 07:02*	*1*

Client: Conestoga-Rovers & Associates, Inc.
Project/Site: 17324-T07, RACER Former MTM

TestAmerica Job ID: 240-6402-1

Client Sample ID: S-017324-113011-TP-148
Date Collected: 11/30/11 14:15
Date Received: 12/01/11 09:20

Lab Sample ID: 240-6402-12
Matrix: Solid
Percent Solids: 90.6

Method: 8270C - Semivolatile Organic Compounds (GC/MS)

Analyte	Result	Qualifier	RL	MDL	Unit	D	Prepared	Analyzed	Dil Fac
1,1'-Biphenyl	55	U	55	30	ug/Kg	☼	12/05/11 10:53	12/07/11 16:58	1
2,2'-oxybis[1-chloropropane]	110	U	110	11	ug/Kg	☼	12/05/11 10:53	12/07/11 16:58	1
2,4,5-Trichlorophenol	170	U	170	28	ug/Kg	☼	12/05/11 10:53	12/07/11 16:58	1
2,4,6-Trichlorophenol	170	U	170	89	ug/Kg	☼	12/05/11 10:53	12/07/11 16:58	1
2,4-Dichlorophenol	170	U	170	22	ug/Kg	☼	12/05/11 10:53	12/07/11 16:58	1
2,4-Dimethylphenol	170	U	170	22	ug/Kg	☼	12/05/11 10:53	12/07/11 16:58	1
2,4-Dinitrophenol	370	U	370	89	ug/Kg	☼	12/05/11 10:53	12/07/11 16:58	1
2,4-Dinitrotoluene	220	U	220	30	ug/Kg	☼	12/05/11 10:53	12/07/11 16:58	1
2,6-Dinitrotoluene	220	U	220	23	ug/Kg	☼	12/05/11 10:53	12/07/11 16:58	1
2-Chloronaphthalene	55	U	55	3.7	ug/Kg	☼	12/05/11 10:53	12/07/11 16:58	1
2-Chlorophenol	55	U	55	30	ug/Kg	☼	12/05/11 10:53	12/07/11 16:58	1
2-Methylnaphthalene	7.4	U	7.4	3.7	ug/Kg	☼	12/05/11 10:53	12/07/11 16:58	1
2-Methylphenol	220	U	220	89	ug/Kg	☼	12/05/11 10:53	12/07/11 16:58	1
2-Nitroaniline	220	U	220	10	ug/Kg	☼	12/05/11 10:53	12/07/11 16:58	1
2-Nitrophenol	55	U	55	30	ug/Kg	☼	12/05/11 10:53	12/07/11 16:58	1
3,3'-Dichlorobenzidine	110	U	110	20	ug/Kg	☼	12/05/11 10:53	12/07/11 16:58	1
3-Nitroaniline	220	U	220	18	ug/Kg	☼	12/05/11 10:53	12/07/11 16:58	1
4,6-Dinitro-2-methylphenol	170	U	170	89	ug/Kg	☼	12/05/11 10:53	12/07/11 16:58	1
4-Bromophenyl phenyl ether	55	U	55	14	ug/Kg	☼	12/05/11 10:53	12/07/11 16:58	1
4-Chloro-3-methylphenol	170	U	170	23	ug/Kg	☼	12/05/11 10:53	12/07/11 16:58	1
4-Chloroaniline	170	U	170	19	ug/Kg	☼	12/05/11 10:53	12/07/11 16:58	1
4-Chlorophenyl phenyl ether	55	U	55	14	ug/Kg	☼	12/05/11 10:53	12/07/11 16:58	1
4-Nitroaniline	220	U	220	29	ug/Kg	☼	12/05/11 10:53	12/07/11 16:58	1
4-Nitrophenol	370	U	370	89	ug/Kg	☼	12/05/11 10:53	12/07/11 16:58	1
Acenaphthene	7.4	U	7.4	3.7	ug/Kg	☼	12/05/11 10:53	12/07/11 16:58	1
Acenaphthylene	7.4	U	7.4	3.7	ug/Kg	☼	12/05/11 10:53	12/07/11 16:58	1
Acetophenone	110	U	110	10	ug/Kg	☼	12/05/11 10:53	12/07/11 16:58	1
Anthracene	7.4	U	7.4	3.7	ug/Kg	☼	12/05/11 10:53	12/07/11 16:58	1
Atrazine	220	U	220	10	ug/Kg	☼	12/05/11 10:53	12/07/11 16:58	1
Benzaldehyde	110	U	110	13	ug/Kg	☼	12/05/11 10:53	12/07/11 16:58	1
Benzo[a]anthracene	7.4	U	7.4	3.7	ug/Kg	☼	12/05/11 10:53	12/07/11 16:58	1
Benzo[a]pyrene	7.4	U	7.4	3.7	ug/Kg	☼	12/05/11 10:53	12/07/11 16:58	1
Benzo[b]fluoranthene	7.4	U	7.4	3.7	ug/Kg	☼	12/05/11 10:53	12/07/11 16:58	1
Benzo[g,h,i]perylene	7.4	U	7.4	3.7	ug/Kg	☼	12/05/11 10:53	12/07/11 16:58	1
Benzo[k]fluoranthene	7.4	U	7.4	3.7	ug/Kg	☼	12/05/11 10:53	12/07/11 16:58	1
Bis(2-chloroethoxy)methane	110	U	110	24	ug/Kg	☼	12/05/11 10:53	12/07/11 16:58	1
Bis(2-chloroethyl)ether	110	U	110	2.2	ug/Kg	☼	12/05/11 10:53	12/07/11 16:58	1
Bis(2-ethylhexyl) phthalate	**22**	**J**	55	21	ug/Kg	☼	12/05/11 10:53	12/07/11 16:58	1
Butyl benzyl phthalate	55	U	55	11	ug/Kg	☼	12/05/11 10:53	12/07/11 16:58	1
Caprolactam	370	U	370	41	ug/Kg	☼	12/05/11 10:53	12/07/11 16:58	1
Carbazole	55	U	55	30	ug/Kg	☼	12/05/11 10:53	12/07/11 16:58	1
Chrysene	7.4	U	7.4	1.2	ug/Kg	☼	12/05/11 10:53	12/07/11 16:58	1
Dibenz(a,h)anthracene	7.4	U	7.4	3.7	ug/Kg	☼	12/05/11 10:53	12/07/11 16:58	1
Dibenzofuran	55	U	55	3.7	ug/Kg	☼	12/05/11 10:53	12/07/11 16:58	1
Diethyl phthalate	55	U	55	18	ug/Kg	☼	12/05/11 10:53	12/07/11 16:58	1
Dimethyl phthalate	55	U	55	19	ug/Kg	☼	12/05/11 10:53	12/07/11 16:58	1
Di-n-butyl phthalate	55	U	55	17	ug/Kg	☼	12/05/11 10:53	12/07/11 16:58	1
Di-n-octyl phthalate	55	U	55	30	ug/Kg	☼	12/05/11 10:53	12/07/11 16:58	1
Fluoranthene	7.4	U	7.4	3.7	ug/Kg	☼	12/05/11 10:53	12/07/11 16:58	1
Fluorene	7.4	U	7.4	3.7	ug/Kg	☼	12/05/11 10:53	12/07/11 16:58	1

Client: Conestoga-Rovers & Associates, Inc.
Project/Site: 17324-T07, RACER Former MTM

TestAmerica Job ID: 240-6402-1

Client Sample ID: S-017324-113011-TP-148
Date Collected: 11/30/11 14:15
Date Received: 12/01/11 09:20

Lab Sample ID: 240-6402-12
Matrix: Solid
Percent Solids: 90.6

Method: 8270C - Semivolatile Organic Compounds (GC/MS) (Continued)

Analyte	Result	Qualifier	RL	MDL	Unit	D	Prepared	Analyzed	Dil Fac
Hexachlorobenzene	7.4	U	7.4	2.3	ug/Kg	☼	12/05/11 10:53	12/07/11 16:58	1
Hexachlorobutadiene	55	U	55	30	ug/Kg	☼	12/05/11 10:53	12/07/11 16:58	1
Hexachlorocyclopentadiene	370	U	370	30	ug/Kg	☼	12/05/11 10:53	12/07/11 16:58	1
Hexachloroethane	55	U	55	10	ug/Kg	☼	12/05/11 10:53	12/07/11 16:58	1
Indeno[1,2,3-cd]pyrene	7.4	U	7.4	3.7	ug/Kg	☼	12/05/11 10:53	12/07/11 16:58	1
Isophorone	55	U	55	14	ug/Kg	☼	12/05/11 10:53	12/07/11 16:58	1
Naphthalene	7.4	U	7.4	3.7	ug/Kg	☼	12/05/11 10:53	12/07/11 16:58	1
Nitrobenzene	110	U	110	2.4	ug/Kg	☼	12/05/11 10:53	12/07/11 16:58	1
N-Nitrosodi-n-propylamine	55	U	55	30	ug/Kg	☼	12/05/11 10:53	12/07/11 16:58	1
N-Nitrosodiphenylamine	55	U	55	23	ug/Kg	☼	12/05/11 10:53	12/07/11 16:58	1
Pentachlorophenol	170	U	170	89	ug/Kg	☼	12/05/11 10:53	12/07/11 16:58	1
Phenol	55	U	55	30	ug/Kg	☼	12/05/11 10:53	12/07/11 16:58	1
Phenanthrene	7.4	U	7.4	3.7	ug/Kg	☼	12/05/11 10:53	12/07/11 16:58	1
Pyrene	7.4	U	7.4	3.7	ug/Kg	☼	12/05/11 10:53	12/07/11 16:58	1
3 & 4 Methylphenol	440	U	440	22	ug/Kg	☼	12/05/11 10:53	12/07/11 16:58	1

Surrogate	*%Recovery*	*Qualifier*	*Limits*	*Prepared*	*Analyzed*	*Dil Fac*
2-Fluorobiphenyl (Surr)	*54*		*34 - 110*	*12/05/11 10:53*	*12/07/11 16:58*	*1*
2-Fluorophenol (Surr)	*59*		*26 - 110*	*12/05/11 10:53*	*12/07/11 16:58*	*1*
2,4,6-Tribromophenol (Surr)	*30*		*10 - 118*	*12/05/11 10:53*	*12/07/11 16:58*	*1*
Nitrobenzene-d5 (Surr)	*57*		*24 - 112*	*12/05/11 10:53*	*12/07/11 16:58*	*1*
Phenol-d5 (Surr)	*54*		*28 - 110*	*12/05/11 10:53*	*12/07/11 16:58*	*1*
Terphenyl-d14 (Surr)	*64*		*41 - 119*	*12/05/11 10:53*	*12/07/11 16:58*	*1*

Method: 8015B - Gasoline Range Organics - (GC)

Analyte	Result	Qualifier	RL	MDL	Unit	D	Prepared	Analyzed	Dil Fac
C6-C10	45	U	45	21	ug/Kg	☼	12/01/11 20:00	12/09/11 16:56	1

Surrogate	*%Recovery*	*Qualifier*	*Limits*	*Prepared*	*Analyzed*	*Dil Fac*
Trifluorotoluene (Surr)	*98*		*10 - 150*	*12/01/11 20:00*	*12/09/11 16:56*	*1*

Method: 8015B - Diesel Range Organics (DRO) (GC)

Analyte	Result	Qualifier	RL	MDL	Unit	D	Prepared	Analyzed	Dil Fac
C10-C20	19	U	19	10	mg/Kg	☼	12/05/11 11:00	12/08/11 07:32	1
C20-C34	**13**	**J B**	19	10	mg/Kg	☼	12/05/11 11:00	12/08/11 07:32	1

Surrogate	*%Recovery*	*Qualifier*	*Limits*	*Prepared*	*Analyzed*	*Dil Fac*
n-Nonane	*38*		*10 - 110*	*12/05/11 11:00*	*12/08/11 07:32*	*1*

Client: Conestoga-Rovers & Associates, Inc.
Project/Site: 17324-T07, RACER Former MTM

TestAmerica Job ID: 240-6402-1

Client Sample ID: S-017324-113011-TP-151
Date Collected: 11/30/11 15:20
Date Received: 12/01/11 09:20

Lab Sample ID: 240-6402-15
Matrix: Solid
Percent Solids: 92.9

Method: 8270C - Semivolatile Organic Compounds (GC/MS)

Analyte	Result	Qualifier	RL	MDL	Unit	D	Prepared	Analyzed	Dil Fac
1,1'-Biphenyl	54	U	54	29	ug/Kg	☼	12/05/11 10:53	12/07/11 17:15	1
2,2'-oxybis[1-chloropropane]	110	U	110	10	ug/Kg	☼	12/05/11 10:53	12/07/11 17:15	1
2,4,5-Trichlorophenol	160	U	160	27	ug/Kg	☼	12/05/11 10:53	12/07/11 17:15	1
2,4,6-Trichlorophenol	160	U	160	87	ug/Kg	☼	12/05/11 10:53	12/07/11 17:15	1
2,4-Dichlorophenol	160	U	160	22	ug/Kg	☼	12/05/11 10:53	12/07/11 17:15	1
2,4-Dimethylphenol	160	U	160	22	ug/Kg	☼	12/05/11 10:53	12/07/11 17:15	1
2,4-Dinitrophenol	360	U	360	87	ug/Kg	☼	12/05/11 10:53	12/07/11 17:15	1
2,4-Dinitrotoluene	220	U	220	29	ug/Kg	☼	12/05/11 10:53	12/07/11 17:15	1
2,6-Dinitrotoluene	220	U	220	23	ug/Kg	☼	12/05/11 10:53	12/07/11 17:15	1
2-Chloronaphthalene	54	U	54	3.6	ug/Kg	☼	12/05/11 10:53	12/07/11 17:15	1
2-Chlorophenol	54	U	54	29	ug/Kg	☼	12/05/11 10:53	12/07/11 17:15	1
2-Methylnaphthalene	**24**		7.2	3.6	ug/Kg	☼	12/05/11 10:53	12/07/11 17:15	1
2-Methylphenol	220	U	220	87	ug/Kg	☼	12/05/11 10:53	12/07/11 17:15	1
2-Nitroaniline	220	U	220	9.8	ug/Kg	☼	12/05/11 10:53	12/07/11 17:15	1
2-Nitrophenol	54	U	54	29	ug/Kg	☼	12/05/11 10:53	12/07/11 17:15	1
3,3'-Dichlorobenzidine	110	U	110	19	ug/Kg	☼	12/05/11 10:53	12/07/11 17:15	1
3-Nitroaniline	220	U	220	17	ug/Kg	☼	12/05/11 10:53	12/07/11 17:15	1
4,6-Dinitro-2-methylphenol	160	U	160	87	ug/Kg	☼	12/05/11 10:53	12/07/11 17:15	1
4-Bromophenyl phenyl ether	54	U	54	14	ug/Kg	☼	12/05/11 10:53	12/07/11 17:15	1
4-Chloro-3-methylphenol	160	U	160	23	ug/Kg	☼	12/05/11 10:53	12/07/11 17:15	1
4-Chloroaniline	160	U	160	18	ug/Kg	☼	12/05/11 10:53	12/07/11 17:15	1
4-Chlorophenyl phenyl ether	54	U	54	14	ug/Kg	☼	12/05/11 10:53	12/07/11 17:15	1
4-Nitroaniline	220	U	220	28	ug/Kg	☼	12/05/11 10:53	12/07/11 17:15	1
4-Nitrophenol	360	U	360	87	ug/Kg	☼	12/05/11 10:53	12/07/11 17:15	1
Acenaphthene	7.2	U	7.2	3.6	ug/Kg	☼	12/05/11 10:53	12/07/11 17:15	1
Acenaphthylene	**6.6**	**J**	7.2	3.6	ug/Kg	☼	12/05/11 10:53	12/07/11 17:15	1
Acetophenone	110	U	110	10	ug/Kg	☼	12/05/11 10:53	12/07/11 17:15	1
Anthracene	**7.2**		7.2	3.6	ug/Kg	☼	12/05/11 10:53	12/07/11 17:15	1
Atrazine	220	U	220	9.8	ug/Kg	☼	12/05/11 10:53	12/07/11 17:15	1
Benzaldehyde	110	U	110	13	ug/Kg	☼	12/05/11 10:53	12/07/11 17:15	1
Benzo[a]anthracene	**18**		7.2	3.6	ug/Kg	☼	12/05/11 10:53	12/07/11 17:15	1
Benzo[a]pyrene	**17**		7.2	3.6	ug/Kg	☼	12/05/11 10:53	12/07/11 17:15	1
Benzo[b]fluoranthene	**26**		7.2	3.6	ug/Kg	☼	12/05/11 10:53	12/07/11 17:15	1
Benzo[g,h,i]perylene	**19**		7.2	3.6	ug/Kg	☼	12/05/11 10:53	12/07/11 17:15	1
Benzo[k]fluoranthene	**12**		7.2	3.6	ug/Kg	☼	12/05/11 10:53	12/07/11 17:15	1
Bis(2-chloroethoxy)methane	110	U	110	24	ug/Kg	☼	12/05/11 10:53	12/07/11 17:15	1
Bis(2-chloroethyl)ether	110	U	110	2.2	ug/Kg	☼	12/05/11 10:53	12/07/11 17:15	1
Bis(2-ethylhexyl) phthalate	**69**		54	21	ug/Kg	☼	12/05/11 10:53	12/07/11 17:15	1
Butyl benzyl phthalate	54	U	54	11	ug/Kg	☼	12/05/11 10:53	12/07/11 17:15	1
Caprolactam	360	U	360	40	ug/Kg	☼	12/05/11 10:53	12/07/11 17:15	1
Carbazole	54	U	54	29	ug/Kg	☼	12/05/11 10:53	12/07/11 17:15	1
Chrysene	**28**		7.2	1.2	ug/Kg	☼	12/05/11 10:53	12/07/11 17:15	1
Dibenz(a,h)anthracene	7.2	U	7.2	3.6	ug/Kg	☼	12/05/11 10:53	12/07/11 17:15	1
Dibenzofuran	**8.4**	**J**	54	3.6	ug/Kg	☼	12/05/11 10:53	12/07/11 17:15	1
Diethyl phthalate	54	U	54	17	ug/Kg	☼	12/05/11 10:53	12/07/11 17:15	1
Dimethyl phthalate	54	U	54	18	ug/Kg	☼	12/05/11 10:53	12/07/11 17:15	1
Di-n-butyl phthalate	54	U	54	16	ug/Kg	☼	12/05/11 10:53	12/07/11 17:15	1
Di-n-octyl phthalate	54	U	54	29	ug/Kg	☼	12/05/11 10:53	12/07/11 17:15	1
Fluoranthene	**33**		7.2	3.6	ug/Kg	☼	12/05/11 10:53	12/07/11 17:15	1
Fluorene	**4.3**	**J**	7.2	3.6	ug/Kg	☼	12/05/11 10:53	12/07/11 17:15	1

Client: Conestoga-Rovers & Associates, Inc.
Project/Site: 17324-T07, RACER Former MTM

TestAmerica Job ID: 240-6402-1

Client Sample ID: S-017324-113011-TP-151
Date Collected: 11/30/11 15:20
Date Received: 12/01/11 09:20

Lab Sample ID: 240-6402-15
Matrix: Solid
Percent Solids: 92.9

Method: 8270C - Semivolatile Organic Compounds (GC/MS) (Continued)

Analyte	Result	Qualifier	RL	MDL	Unit	D	Prepared	Analyzed	Dil Fac
Hexachlorobenzene	7.2	U	7.2	2.3	ug/Kg	☼	12/05/11 10:53	12/07/11 17:15	1
Hexachlorobutadiene	54	U	54	29	ug/Kg	☼	12/05/11 10:53	12/07/11 17:15	1
Hexachlorocyclopentadiene	360	U	360	29	ug/Kg	☼	12/05/11 10:53	12/07/11 17:15	1
Hexachloroethane	54	U	54	9.7	ug/Kg	☼	12/05/11 10:53	12/07/11 17:15	1
Indeno[1,2,3-cd]pyrene	**14**		7.2	3.6	ug/Kg	☼	12/05/11 10:53	12/07/11 17:15	1
Isophorone	54	U	54	14	ug/Kg	☼	12/05/11 10:53	12/07/11 17:15	1
Naphthalene	**13**		7.2	3.6	ug/Kg	☼	12/05/11 10:53	12/07/11 17:15	1
Nitrobenzene	110	U	110	2.4	ug/Kg	☼	12/05/11 10:53	12/07/11 17:15	1
N-Nitrosodi-n-propylamine	54	U	54	29	ug/Kg	☼	12/05/11 10:53	12/07/11 17:15	1
N-Nitrosodiphenylamine	54	U	54	23	ug/Kg	☼	12/05/11 10:53	12/07/11 17:15	1
Pentachlorophenol	160	U	160	87	ug/Kg	☼	12/05/11 10:53	12/07/11 17:15	1
Phenol	54	U	54	29	ug/Kg	☼	12/05/11 10:53	12/07/11 17:15	1
Phenanthrene	**35**		7.2	3.6	ug/Kg	☼	12/05/11 10:53	12/07/11 17:15	1
Pyrene	**32**		7.2	3.6	ug/Kg	☼	12/05/11 10:53	12/07/11 17:15	1
3 & 4 Methylphenol	430	U	430	22	ug/Kg	☼	12/05/11 10:53	12/07/11 17:15	1

Surrogate	*%Recovery*	*Qualifier*	*Limits*	*Prepared*	*Analyzed*	*Dil Fac*
2-Fluorobiphenyl (Surr)	*58*		*34 - 110*	*12/05/11 10:53*	*12/07/11 17:15*	*1*
2-Fluorophenol (Surr)	*56*		*26 - 110*	*12/05/11 10:53*	*12/07/11 17:15*	*1*
2,4,6-Tribromophenol (Surr)	*36*		*10 - 118*	*12/05/11 10:53*	*12/07/11 17:15*	*1*
Nitrobenzene-d5 (Surr)	*52*		*24 - 112*	*12/05/11 10:53*	*12/07/11 17:15*	*1*
Phenol-d5 (Surr)	*54*		*28 - 110*	*12/05/11 10:53*	*12/07/11 17:15*	*1*
Terphenyl-d14 (Surr)	*69*		*41 - 119*	*12/05/11 10:53*	*12/07/11 17:15*	*1*

Method: 8015B - Gasoline Range Organics - (GC)

Analyte	Result	Qualifier	RL	MDL	Unit	D	Prepared	Analyzed	Dil Fac
C6-C10	**150**		64	29	ug/Kg	☼	12/01/11 20:00	12/12/11 15:08	1

Surrogate	*%Recovery*	*Qualifier*	*Limits*	*Prepared*	*Analyzed*	*Dil Fac*
Trifluorotoluene (Surr)	*83*		*10 - 150*	*12/01/11 20:00*	*12/12/11 15:08*	*1*

Method: 8015B - Diesel Range Organics (DRO) (GC)

Analyte	Result	Qualifier	RL	MDL	Unit	D	Prepared	Analyzed	Dil Fac
C10-C20	**63**		18	10	mg/Kg	☼	12/05/11 11:00	12/08/11 08:03	1
C20-C34	**120**	**B**	18	10	mg/Kg	☼	12/05/11 11:00	12/08/11 08:03	1

Surrogate	*%Recovery*	*Qualifier*	*Limits*	*Prepared*	*Analyzed*	*Dil Fac*
n-Nonane	*43*		*10 - 110*	*12/05/11 11:00*	*12/08/11 08:03*	*1*

Client: Conestoga-Rovers & Associates, Inc.
Project/Site: 17324-T07, RACER Former MTM

TestAmerica Job ID: 240-6402-1

Client Sample ID: S-017324-113011-TP-152
Date Collected: 11/30/11 15:25
Date Received: 12/01/11 09:20

Lab Sample ID: 240-6402-16
Matrix: Solid
Percent Solids: 90.9

Method: 8270C - Semivolatile Organic Compounds (GC/MS)

Analyte	Result	Qualifier	RL	MDL	Unit	D	Prepared	Analyzed	Dil Fac
1,1'-Biphenyl	55	U	55	30	ug/Kg	☼	12/05/11 10:53	12/07/11 17:31	1
2,2'-oxybis[1-chloropropane]	110	U	110	11	ug/Kg	☼	12/05/11 10:53	12/07/11 17:31	1
2,4,5-Trichlorophenol	170	U	170	28	ug/Kg	☼	12/05/11 10:53	12/07/11 17:31	1
2,4,6-Trichlorophenol	170	U	170	88	ug/Kg	☼	12/05/11 10:53	12/07/11 17:31	1
2,4-Dichlorophenol	170	U	170	22	ug/Kg	☼	12/05/11 10:53	12/07/11 17:31	1
2,4-Dimethylphenol	170	U	170	22	ug/Kg	☼	12/05/11 10:53	12/07/11 17:31	1
2,4-Dinitrophenol	360	U	360	88	ug/Kg	☼	12/05/11 10:53	12/07/11 17:31	1
2,4-Dinitrotoluene	220	U	220	30	ug/Kg	☼	12/05/11 10:53	12/07/11 17:31	1
2,6-Dinitrotoluene	220	U	220	23	ug/Kg	☼	12/05/11 10:53	12/07/11 17:31	1
2-Chloronaphthalene	55	U	55	3.6	ug/Kg	☼	12/05/11 10:53	12/07/11 17:31	1
2-Chlorophenol	55	U	55	30	ug/Kg	☼	12/05/11 10:53	12/07/11 17:31	1
2-Methylnaphthalene	**42**		7.4	3.6	ug/Kg	☼	12/05/11 10:53	12/07/11 17:31	1
2-Methylphenol	220	U	220	88	ug/Kg	☼	12/05/11 10:53	12/07/11 17:31	1
2-Nitroaniline	220	U	220	10	ug/Kg	☼	12/05/11 10:53	12/07/11 17:31	1
2-Nitrophenol	55	U	55	30	ug/Kg	☼	12/05/11 10:53	12/07/11 17:31	1
3,3'-Dichlorobenzidine	110	U	110	20	ug/Kg	☼	12/05/11 10:53	12/07/11 17:31	1
3-Nitroaniline	220	U	220	18	ug/Kg	☼	12/05/11 10:53	12/07/11 17:31	1
4,6-Dinitro-2-methylphenol	170	U	170	88	ug/Kg	☼	12/05/11 10:53	12/07/11 17:31	1
4-Bromophenyl phenyl ether	55	U	55	14	ug/Kg	☼	12/05/11 10:53	12/07/11 17:31	1
4-Chloro-3-methylphenol	170	U	170	23	ug/Kg	☼	12/05/11 10:53	12/07/11 17:31	1
4-Chloroaniline	170	U	170	19	ug/Kg	☼	12/05/11 10:53	12/07/11 17:31	1
4-Chlorophenyl phenyl ether	55	U	55	14	ug/Kg	☼	12/05/11 10:53	12/07/11 17:31	1
4-Nitroaniline	220	U	220	29	ug/Kg	☼	12/05/11 10:53	12/07/11 17:31	1
4-Nitrophenol	360	U	360	88	ug/Kg	☼	12/05/11 10:53	12/07/11 17:31	1
Acenaphthene	7.4	U	7.4	3.6	ug/Kg	☼	12/05/11 10:53	12/07/11 17:31	1
Acenaphthylene	7.4	U	7.4	3.6	ug/Kg	☼	12/05/11 10:53	12/07/11 17:31	1
Acetophenone	110	U	110	10	ug/Kg	☼	12/05/11 10:53	12/07/11 17:31	1
Anthracene	**8.3**		7.4	3.6	ug/Kg	☼	12/05/11 10:53	12/07/11 17:31	1
Atrazine	220	U	220	10	ug/Kg	☼	12/05/11 10:53	12/07/11 17:31	1
Benzaldehyde	110	U	110	13	ug/Kg	☼	12/05/11 10:53	12/07/11 17:31	1
Benzo[a]anthracene	7.4	U	7.4	3.6	ug/Kg	☼	12/05/11 10:53	12/07/11 17:31	1
Benzo[a]pyrene	**15**		7.4	3.6	ug/Kg	☼	12/05/11 10:53	12/07/11 17:31	1
Benzo[b]fluoranthene	**24**		7.4	3.6	ug/Kg	☼	12/05/11 10:53	12/07/11 17:31	1
Benzo[g,h,i]perylene	**14**		7.4	3.6	ug/Kg	☼	12/05/11 10:53	12/07/11 17:31	1
Benzo[k]fluoranthene	**8.8**		7.4	3.6	ug/Kg	☼	12/05/11 10:53	12/07/11 17:31	1
Bis(2-chloroethoxy)methane	110	U	110	24	ug/Kg	☼	12/05/11 10:53	12/07/11 17:31	1
Bis(2-chloroethyl)ether	110	U	110	2.2	ug/Kg	☼	12/05/11 10:53	12/07/11 17:31	1
Bis(2-ethylhexyl) phthalate	**56**		55	21	ug/Kg	☼	12/05/11 10:53	12/07/11 17:31	1
Butyl benzyl phthalate	55	U	55	11	ug/Kg	☼	12/05/11 10:53	12/07/11 17:31	1
Caprolactam	360	U	360	41	ug/Kg	☼	12/05/11 10:53	12/07/11 17:31	1
Carbazole	55	U	55	30	ug/Kg	☼	12/05/11 10:53	12/07/11 17:31	1
Chrysene	7.4	U	7.4	1.2	ug/Kg	☼	12/05/11 10:53	12/07/11 17:31	1
Dibenz(a,h)anthracene	7.4	U	7.4	3.6	ug/Kg	☼	12/05/11 10:53	12/07/11 17:31	1
Dibenzofuran	**16**	**J**	55	3.6	ug/Kg	☼	12/05/11 10:53	12/07/11 17:31	1
Diethyl phthalate	55	U	55	18	ug/Kg	☼	12/05/11 10:53	12/07/11 17:31	1
Dimethyl phthalate	55	U	55	19	ug/Kg	☼	12/05/11 10:53	12/07/11 17:31	1
Di-n-butyl phthalate	55	U	55	17	ug/Kg	☼	12/05/11 10:53	12/07/11 17:31	1
Di-n-octyl phthalate	55	U	55	30	ug/Kg	☼	12/05/11 10:53	12/07/11 17:31	1
Fluoranthene	**56**		7.4	3.6	ug/Kg	☼	12/05/11 10:53	12/07/11 17:31	1
Fluorene	**5.8**	**J**	7.4	3.6	ug/Kg	☼	12/05/11 10:53	12/07/11 17:31	1

Client: Conestoga-Rovers & Associates, Inc.
Project/Site: 17324-T07, RACER Former MTM

TestAmerica Job ID: 240-6402-1

Client Sample ID: S-017324-113011-TP-152
Date Collected: 11/30/11 15:25
Date Received: 12/01/11 09:20

Lab Sample ID: 240-6402-16
Matrix: Solid
Percent Solids: 90.9

Method: 8270C - Semivolatile Organic Compounds (GC/MS) (Continued)

Analyte	Result	Qualifier	RL	MDL	Unit	D	Prepared	Analyzed	Dil Fac
Hexachlorobenzene	7.4	U	7.4	2.3	ug/Kg	☼	12/05/11 10:53	12/07/11 17:31	1
Hexachlorobutadiene	55	U	55	30	ug/Kg	☼	12/05/11 10:53	12/07/11 17:31	1
Hexachlorocyclopentadiene	360	U	360	30	ug/Kg	☼	12/05/11 10:53	12/07/11 17:31	1
Hexachloroethane	55	U	55	10	ug/Kg	☼	12/05/11 10:53	12/07/11 17:31	1
Indeno[1,2,3-cd]pyrene	7.4	U	7.4	3.6	ug/Kg	☼	12/05/11 10:53	12/07/11 17:31	1
Isophorone	55	U	55	14	ug/Kg	☼	12/05/11 10:53	12/07/11 17:31	1
Naphthalene	**21**		7.4	3.6	ug/Kg	☼	12/05/11 10:53	12/07/11 17:31	1
Nitrobenzene	110	U	110	2.4	ug/Kg	☼	12/05/11 10:53	12/07/11 17:31	1
N-Nitrosodi-n-propylamine	55	U	55	30	ug/Kg	☼	12/05/11 10:53	12/07/11 17:31	1
N-Nitrosodiphenylamine	55	U	55	23	ug/Kg	☼	12/05/11 10:53	12/07/11 17:31	1
Pentachlorophenol	170	U	170	88	ug/Kg	☼	12/05/11 10:53	12/07/11 17:31	1
Phenol	55	U	55	30	ug/Kg	☼	12/05/11 10:53	12/07/11 17:31	1
Phenanthrene	**67**		7.4	3.6	ug/Kg	☼	12/05/11 10:53	12/07/11 17:31	1
Pyrene	**51**		7.4	3.6	ug/Kg	☼	12/05/11 10:53	12/07/11 17:31	1
3 & 4 Methylphenol	440	U	440	22	ug/Kg	☼	12/05/11 10:53	12/07/11 17:31	1

Surrogate	*%Recovery*	*Qualifier*	*Limits*	*Prepared*	*Analyzed*	*Dil Fac*
2-Fluorobiphenyl (Surr)	*56*		*34 - 110*	*12/05/11 10:53*	*12/07/11 17:31*	*1*
2-Fluorophenol (Surr)	*59*		*26 - 110*	*12/05/11 10:53*	*12/07/11 17:31*	*1*
2,4,6-Tribromophenol (Surr)	*36*		*10 - 118*	*12/05/11 10:53*	*12/07/11 17:31*	*1*
Nitrobenzene-d5 (Surr)	*56*		*24 - 112*	*12/05/11 10:53*	*12/07/11 17:31*	*1*
Phenol-d5 (Surr)	*56*		*28 - 110*	*12/05/11 10:53*	*12/07/11 17:31*	*1*
Terphenyl-d14 (Surr)	*65*		*41 - 119*	*12/05/11 10:53*	*12/07/11 17:31*	*1*

Method: 8015B - Gasoline Range Organics - (GC)

Analyte	Result	Qualifier	RL	MDL	Unit	D	Prepared	Analyzed	Dil Fac
C6-C10	**120**		38	18	ug/Kg	☼	12/01/11 20:00	12/12/11 15:47	1

Surrogate	*%Recovery*	*Qualifier*	*Limits*	*Prepared*	*Analyzed*	*Dil Fac*
Trifluorotoluene (Surr)	*130*		*10 - 150*	*12/01/11 20:00*	*12/12/11 15:47*	*1*

Method: 8015B - Diesel Range Organics (DRO) (GC)

Analyte	Result	Qualifier	RL	MDL	Unit	D	Prepared	Analyzed	Dil Fac
C10-C20	**56**		18	10	mg/Kg	☼	12/05/11 11:00	12/08/11 08:33	1
C20-C34	**130**	**B**	18	10	mg/Kg	☼	12/05/11 11:00	12/08/11 08:33	1

Surrogate	*%Recovery*	*Qualifier*	*Limits*	*Prepared*	*Analyzed*	*Dil Fac*
n-Nonane	*42*		*10 - 110*	*12/05/11 11:00*	*12/08/11 08:33*	*1*

Client Sample ID: S-017324-113011-TP-153
Date Collected: 11/30/11 15:45
Date Received: 12/01/11 09:20

Lab Sample ID: 240-6402-17
Matrix: Solid
Percent Solids: 89.1

Method: 8270C - Semivolatile Organic Compounds (GC/MS)

Analyte	Result	Qualifier	RL	MDL	Unit	D	Prepared	Analyzed	Dil Fac
1,1'-Biphenyl	56	U	56	30	ug/Kg	☼	12/05/11 10:53	12/07/11 17:48	1
2,2'-oxybis[1-chloropropane]	110	U	110	11	ug/Kg	☼	12/05/11 10:53	12/07/11 17:48	1
2,4,5-Trichlorophenol	170	U	170	28	ug/Kg	☼	12/05/11 10:53	12/07/11 17:48	1
2,4,6-Trichlorophenol	170	U	170	90	ug/Kg	☼	12/05/11 10:53	12/07/11 17:48	1
2,4-Dichlorophenol	170	U	170	23	ug/Kg	☼	12/05/11 10:53	12/07/11 17:48	1
2,4-Dimethylphenol	170	U	170	23	ug/Kg	☼	12/05/11 10:53	12/07/11 17:48	1
2,4-Dinitrophenol	370	U	370	90	ug/Kg	☼	12/05/11 10:53	12/07/11 17:48	1
2,4-Dinitrotoluene	230	U	230	30	ug/Kg	☼	12/05/11 10:53	12/07/11 17:48	1
2,6-Dinitrotoluene	230	U	230	24	ug/Kg	☼	12/05/11 10:53	12/07/11 17:48	1
2-Chloronaphthalene	56	U	56	3.7	ug/Kg	☼	12/05/11 10:53	12/07/11 17:48	1
2-Chlorophenol	56	U	56	30	ug/Kg	☼	12/05/11 10:53	12/07/11 17:48	1
2-Methylnaphthalene	**24**		7.5	3.7	ug/Kg	☼	12/05/11 10:53	12/07/11 17:48	1
2-Methylphenol	230	U	230	90	ug/Kg	☼	12/05/11 10:53	12/07/11 17:48	1
2-Nitroaniline	230	U	230	10	ug/Kg	☼	12/05/11 10:53	12/07/11 17:48	1
2-Nitrophenol	56	U	56	30	ug/Kg	☼	12/05/11 10:53	12/07/11 17:48	1
3,3'-Dichlorobenzidine	110	U	110	20	ug/Kg	☼	12/05/11 10:53	12/07/11 17:48	1
3-Nitroaniline	230	U	230	18	ug/Kg	☼	12/05/11 10:53	12/07/11 17:48	1
4,6-Dinitro-2-methylphenol	170	U	170	90	ug/Kg	☼	12/05/11 10:53	12/07/11 17:48	1
4-Bromophenyl phenyl ether	56	U	56	15	ug/Kg	☼	12/05/11 10:53	12/07/11 17:48	1
4-Chloro-3-methylphenol	170	U	170	24	ug/Kg	☼	12/05/11 10:53	12/07/11 17:48	1
4-Chloroaniline	170	U	170	19	ug/Kg	☼	12/05/11 10:53	12/07/11 17:48	1
4-Chlorophenyl phenyl ether	56	U	56	15	ug/Kg	☼	12/05/11 10:53	12/07/11 17:48	1
4-Nitroaniline	230	U	230	29	ug/Kg	☼	12/05/11 10:53	12/07/11 17:48	1
4-Nitrophenol	370	U	370	90	ug/Kg	☼	12/05/11 10:53	12/07/11 17:48	1
Acenaphthene	7.5	U	7.5	3.7	ug/Kg	☼	12/05/11 10:53	12/07/11 17:48	1
Acenaphthylene	7.5	U	7.5	3.7	ug/Kg	☼	12/05/11 10:53	12/07/11 17:48	1
Acetophenone	110	U	110	10	ug/Kg	☼	12/05/11 10:53	12/07/11 17:48	1
Anthracene	**7.4**	**J**	7.5	3.7	ug/Kg	☼	12/05/11 10:53	12/07/11 17:48	1
Atrazine	230	U	230	10	ug/Kg	☼	12/05/11 10:53	12/07/11 17:48	1
Benzaldehyde	110	U	110	14	ug/Kg	☼	12/05/11 10:53	12/07/11 17:48	1
Benzo[a]anthracene	**27**		7.5	3.7	ug/Kg	☼	12/05/11 10:53	12/07/11 17:48	1
Benzo[a]pyrene	**21**		7.5	3.7	ug/Kg	☼	12/05/11 10:53	12/07/11 17:48	1
Benzo[b]fluoranthene	**32**		7.5	3.7	ug/Kg	☼	12/05/11 10:53	12/07/11 17:48	1
Benzo[g,h,i]perylene	**16**		7.5	3.7	ug/Kg	☼	12/05/11 10:53	12/07/11 17:48	1
Benzo[k]fluoranthene	**15**		7.5	3.7	ug/Kg	☼	12/05/11 10:53	12/07/11 17:48	1
Bis(2-chloroethoxy)methane	110	U	110	25	ug/Kg	☼	12/05/11 10:53	12/07/11 17:48	1
Bis(2-chloroethyl)ether	110	U	110	2.3	ug/Kg	☼	12/05/11 10:53	12/07/11 17:48	1
Bis(2-ethylhexyl) phthalate	**39**	**J**	56	21	ug/Kg	☼	12/05/11 10:53	12/07/11 17:48	1
Butyl benzyl phthalate	56	U	56	11	ug/Kg	☼	12/05/11 10:53	12/07/11 17:48	1
Caprolactam	370	U	370	42	ug/Kg	☼	12/05/11 10:53	12/07/11 17:48	1
Carbazole	56	U	56	30	ug/Kg	☼	12/05/11 10:53	12/07/11 17:48	1
Chrysene	**31**		7.5	1.2	ug/Kg	☼	12/05/11 10:53	12/07/11 17:48	1
Dibenz(a,h)anthracene	7.5	U	7.5	3.7	ug/Kg	☼	12/05/11 10:53	12/07/11 17:48	1
Dibenzofuran	**10**	**J**	56	3.7	ug/Kg	☼	12/05/11 10:53	12/07/11 17:48	1
Diethyl phthalate	56	U	56	18	ug/Kg	☼	12/05/11 10:53	12/07/11 17:48	1
Dimethyl phthalate	56	U	56	19	ug/Kg	☼	12/05/11 10:53	12/07/11 17:48	1
Di-n-butyl phthalate	56	U	56	17	ug/Kg	☼	12/05/11 10:53	12/07/11 17:48	1
Di-n-octyl phthalate	56	U	56	30	ug/Kg	☼	12/05/11 10:53	12/07/11 17:48	1
Fluoranthene	**50**		7.5	3.7	ug/Kg	☼	12/05/11 10:53	12/07/11 17:48	1
Fluorene	**8.8**		7.5	3.7	ug/Kg	☼	12/05/11 10:53	12/07/11 17:48	1

Client: Conestoga-Rovers & Associates, Inc.
Project/Site: 17324-T07, RACER Former MTM

TestAmerica Job ID: 240-6402-1

Client Sample ID: S-017324-113011-TP-153
Date Collected: 11/30/11 15:45
Date Received: 12/01/11 09:20

Lab Sample ID: 240-6402-17
Matrix: Solid
Percent Solids: 89.1

Method: 8270C - Semivolatile Organic Compounds (GC/MS) (Continued)

Analyte	Result	Qualifier	RL	MDL	Unit	D	Prepared	Analyzed	Dil Fac
Hexachlorobenzene	7.5	U	7.5	2.4	ug/Kg	☼	12/05/11 10:53	12/07/11 17:48	1
Hexachlorobutadiene	56	U	56	30	ug/Kg	☼	12/05/11 10:53	12/07/11 17:48	1
Hexachlorocyclopentadiene	370	U	370	30	ug/Kg	☼	12/05/11 10:53	12/07/11 17:48	1
Hexachloroethane	56	U	56	10	ug/Kg	☼	12/05/11 10:53	12/07/11 17:48	1
Indeno[1,2,3-cd]pyrene	**12**		7.5	3.7	ug/Kg	☼	12/05/11 10:53	12/07/11 17:48	1
Isophorone	56	U	56	15	ug/Kg	☼	12/05/11 10:53	12/07/11 17:48	1
Naphthalene	**12**		7.5	3.7	ug/Kg	☼	12/05/11 10:53	12/07/11 17:48	1
Nitrobenzene	110	U	110	2.5	ug/Kg	☼	12/05/11 10:53	12/07/11 17:48	1
N-Nitrosodi-n-propylamine	56	U	56	30	ug/Kg	☼	12/05/11 10:53	12/07/11 17:48	1
N-Nitrosodiphenylamine	56	U	56	24	ug/Kg	☼	12/05/11 10:53	12/07/11 17:48	1
Pentachlorophenol	170	U	170	90	ug/Kg	☼	12/05/11 10:53	12/07/11 17:48	1
Phenol	56	U	56	30	ug/Kg	☼	12/05/11 10:53	12/07/11 17:48	1
Phenanthrene	**60**		7.5	3.7	ug/Kg	☼	12/05/11 10:53	12/07/11 17:48	1
Pyrene	**33**		7.5	3.7	ug/Kg	☼	12/05/11 10:53	12/07/11 17:48	1
3 & 4 Methylphenol	450	U	450	23	ug/Kg	☼	12/05/11 10:53	12/07/11 17:48	1

Surrogate	*%Recovery*	*Qualifier*	*Limits*	*Prepared*	*Analyzed*	*Dil Fac*
2-Fluorobiphenyl (Surr)	*56*		*34 - 110*	*12/05/11 10:53*	*12/07/11 17:48*	*1*
2-Fluorophenol (Surr)	*62*		*26 - 110*	*12/05/11 10:53*	*12/07/11 17:48*	*1*
2,4,6-Tribromophenol (Surr)	*37*		*10 - 118*	*12/05/11 10:53*	*12/07/11 17:48*	*1*
Nitrobenzene-d5 (Surr)	*56*		*24 - 112*	*12/05/11 10:53*	*12/07/11 17:48*	*1*
Phenol-d5 (Surr)	*57*		*28 - 110*	*12/05/11 10:53*	*12/07/11 17:48*	*1*
Terphenyl-d14 (Surr)	*70*		*41 - 119*	*12/05/11 10:53*	*12/07/11 17:48*	*1*

Method: 8015B - Gasoline Range Organics - (GC)

Analyte	Result	Qualifier	RL	MDL	Unit	D	Prepared	Analyzed	Dil Fac
C6-C10	**130**		65	30	ug/Kg	☼	12/01/11 20:00	12/12/11 16:24	1

Surrogate	*%Recovery*	*Qualifier*	*Limits*	*Prepared*	*Analyzed*	*Dil Fac*
Trifluorotoluene (Surr)	*99*		*10 - 150*	*12/01/11 20:00*	*12/12/11 16:24*	*1*

Method: 8015B - Diesel Range Organics (DRO) (GC)

Analyte	Result	Qualifier	RL	MDL	Unit	D	Prepared	Analyzed	Dil Fac
C10-C20	**11**	**J**	19	10	mg/Kg	☼	12/05/11 11:00	12/08/11 09:04	1
C20-C34	**29**	**B**	19	10	mg/Kg	☼	12/05/11 11:00	12/08/11 09:04	1

Surrogate	*%Recovery*	*Qualifier*	*Limits*	*Prepared*	*Analyzed*	*Dil Fac*
n-Nonane	*44*		*10 - 110*	*12/05/11 11:00*	*12/08/11 09:04*	*1*

Client: Conestoga-Rovers & Associates, Inc.
Project/Site: 17324-T07, RACER Former MTM

TestAmerica Job ID: 240-6402-1

Client Sample ID: S-017324-113011-TP-154
Date Collected: 11/30/11 15:55
Date Received: 12/01/11 09:20

Lab Sample ID: 240-6402-18
Matrix: Solid
Percent Solids: 91.0

Method: 8270C - Semivolatile Organic Compounds (GC/MS)

Analyte	Result	Qualifier	RL	MDL	Unit	D	Prepared	Analyzed	Dil Fac
1,1'-Biphenyl	55	U	55	30	ug/Kg	☼	12/06/11 08:54	12/08/11 19:08	1
2,2'-oxybis[1-chloropropane]	110	U	110	10	ug/Kg	☼	12/06/11 08:54	12/08/11 19:08	1
2,4,5-Trichlorophenol	170	U	170	28	ug/Kg	☼	12/06/11 08:54	12/08/11 19:08	1
2,4,6-Trichlorophenol	170	U	170	88	ug/Kg	☼	12/06/11 08:54	12/08/11 19:08	1
2,4-Dichlorophenol	170	U	170	22	ug/Kg	☼	12/06/11 08:54	12/08/11 19:08	1
2,4-Dimethylphenol	170	U	170	22	ug/Kg	☼	12/06/11 08:54	12/08/11 19:08	1
2,4-Dinitrophenol	360	U	360	88	ug/Kg	☼	12/06/11 08:54	12/08/11 19:08	1
2,4-Dinitrotoluene	220	U	220	30	ug/Kg	☼	12/06/11 08:54	12/08/11 19:08	1
2,6-Dinitrotoluene	220	U	220	23	ug/Kg	☼	12/06/11 08:54	12/08/11 19:08	1
2-Chloronaphthalene	55	U	55	3.6	ug/Kg	☼	12/06/11 08:54	12/08/11 19:08	1
2-Chlorophenol	55	U	55	30	ug/Kg	☼	12/06/11 08:54	12/08/11 19:08	1
2-Methylnaphthalene	7.3	U	7.3	3.6	ug/Kg	☼	12/06/11 08:54	12/08/11 19:08	1
2-Methylphenol	220	U	220	88	ug/Kg	☼	12/06/11 08:54	12/08/11 19:08	1
2-Nitroaniline	220	U	220	10	ug/Kg	☼	12/06/11 08:54	12/08/11 19:08	1
2-Nitrophenol	55	U	55	30	ug/Kg	☼	12/06/11 08:54	12/08/11 19:08	1
3,3'-Dichlorobenzidine	110	U	110	20	ug/Kg	☼	12/06/11 08:54	12/08/11 19:08	1
3-Nitroaniline	220	U	220	18	ug/Kg	☼	12/06/11 08:54	12/08/11 19:08	1
4,6-Dinitro-2-methylphenol	170	U	170	88	ug/Kg	☼	12/06/11 08:54	12/08/11 19:08	1
4-Bromophenyl phenyl ether	55	U	55	14	ug/Kg	☼	12/06/11 08:54	12/08/11 19:08	1
4-Chloro-3-methylphenol	170	U	170	23	ug/Kg	☼	12/06/11 08:54	12/08/11 19:08	1
4-Chloroaniline	170	U	170	19	ug/Kg	☼	12/06/11 08:54	12/08/11 19:08	1
4-Chlorophenyl phenyl ether	55	U	55	14	ug/Kg	☼	12/06/11 08:54	12/08/11 19:08	1
4-Nitroaniline	220	U	220	29	ug/Kg	☼	12/06/11 08:54	12/08/11 19:08	1
4-Nitrophenol	360	U	360	88	ug/Kg	☼	12/06/11 08:54	12/08/11 19:08	1
Acenaphthene	7.3	U	7.3	3.6	ug/Kg	☼	12/06/11 08:54	12/08/11 19:08	1
Acenaphthylene	7.3	U	7.3	3.6	ug/Kg	☼	12/06/11 08:54	12/08/11 19:08	1
Acetophenone	110	U	110	10	ug/Kg	☼	12/06/11 08:54	12/08/11 19:08	1
Anthracene	7.3	U	7.3	3.6	ug/Kg	☼	12/06/11 08:54	12/08/11 19:08	1
Atrazine	220	U	220	10	ug/Kg	☼	12/06/11 08:54	12/08/11 19:08	1
Benzaldehyde	110	U	110	13	ug/Kg	☼	12/06/11 08:54	12/08/11 19:08	1
Benzo[a]anthracene	7.3	U	7.3	3.6	ug/Kg	☼	12/06/11 08:54	12/08/11 19:08	1
Benzo[a]pyrene	7.3	U	7.3	3.6	ug/Kg	☼	12/06/11 08:54	12/08/11 19:08	1
Benzo[b]fluoranthene	7.3	U	7.3	3.6	ug/Kg	☼	12/06/11 08:54	12/08/11 19:08	1
Benzo[g,h,i]perylene	7.3	U	7.3	3.6	ug/Kg	☼	12/06/11 08:54	12/08/11 19:08	1
Benzo[k]fluoranthene	7.3	U	7.3	3.6	ug/Kg	☼	12/06/11 08:54	12/08/11 19:08	1
Bis(2-chloroethoxy)methane	110	U	110	24	ug/Kg	☼	12/06/11 08:54	12/08/11 19:08	1
Bis(2-chloroethyl)ether	110	U	110	2.2	ug/Kg	☼	12/06/11 08:54	12/08/11 19:08	1
Bis(2-ethylhexyl) phthalate	55	U	55	21	ug/Kg	☼	12/06/11 08:54	12/08/11 19:08	1
Butyl benzyl phthalate	55	U	55	11	ug/Kg	☼	12/06/11 08:54	12/08/11 19:08	1
Caprolactam	360	U	360	41	ug/Kg	☼	12/06/11 08:54	12/08/11 19:08	1
Carbazole	55	U	55	30	ug/Kg	☼	12/06/11 08:54	12/08/11 19:08	1
Chrysene	7.3	U	7.3	1.2	ug/Kg	☼	12/06/11 08:54	12/08/11 19:08	1
Dibenz(a,h)anthracene	7.3	U	7.3	3.6	ug/Kg	☼	12/06/11 08:54	12/08/11 19:08	1
Dibenzofuran	55	U	55	3.6	ug/Kg	☼	12/06/11 08:54	12/08/11 19:08	1
Diethyl phthalate	55	U	55	18	ug/Kg	☼	12/06/11 08:54	12/08/11 19:08	1
Dimethyl phthalate	55	U	55	19	ug/Kg	☼	12/06/11 08:54	12/08/11 19:08	1
Di-n-butyl phthalate	55	U	55	17	ug/Kg	☼	12/06/11 08:54	12/08/11 19:08	1
Di-n-octyl phthalate	55	U	55	30	ug/Kg	☼	12/06/11 08:54	12/08/11 19:08	1
Fluoranthene	7.3	U	7.3	3.6	ug/Kg	☼	12/06/11 08:54	12/08/11 19:08	1
Fluorene	7.3	U	7.3	3.6	ug/Kg	☼	12/06/11 08:54	12/08/11 19:08	1

Client Sample ID: S-017324-113011-TP-154
Date Collected: 11/30/11 15:55
Date Received: 12/01/11 09:20

Lab Sample ID: 240-6402-18
Matrix: Solid
Percent Solids: 91.0

Method: 8270C - Semivolatile Organic Compounds (GC/MS) (Continued)

Analyte	Result	Qualifier	RL	MDL	Unit	D	Prepared	Analyzed	Dil Fac
Hexachlorobenzene	7.3	U	7.3	2.3	ug/Kg	☼	12/06/11 08:54	12/08/11 19:08	1
Hexachlorobutadiene	55	U	55	30	ug/Kg	☼	12/06/11 08:54	12/08/11 19:08	1
Hexachlorocyclopentadiene	360	U	360	30	ug/Kg	☼	12/06/11 08:54	12/08/11 19:08	1
Hexachloroethane	55	U	55	9.9	ug/Kg	☼	12/06/11 08:54	12/08/11 19:08	1
Indeno[1,2,3-cd]pyrene	7.3	U	7.3	3.6	ug/Kg	☼	12/06/11 08:54	12/08/11 19:08	1
Isophorone	55	U	55	14	ug/Kg	☼	12/06/11 08:54	12/08/11 19:08	1
Naphthalene	7.3	U	7.3	3.6	ug/Kg	☼	12/06/11 08:54	12/08/11 19:08	1
Nitrobenzene	110	U	110	2.4	ug/Kg	☼	12/06/11 08:54	12/08/11 19:08	1
N-Nitrosodi-n-propylamine	55	U	55	30	ug/Kg	☼	12/06/11 08:54	12/08/11 19:08	1
N-Nitrosodiphenylamine	55	U	55	23	ug/Kg	☼	12/06/11 08:54	12/08/11 19:08	1
Pentachlorophenol	170	U	170	88	ug/Kg	☼	12/06/11 08:54	12/08/11 19:08	1
Phenol	55	U	55	30	ug/Kg	☼	12/06/11 08:54	12/08/11 19:08	1
Phenanthrene	7.3	U	7.3	3.6	ug/Kg	☼	12/06/11 08:54	12/08/11 19:08	1
Pyrene	7.3	U	7.3	3.6	ug/Kg	☼	12/06/11 08:54	12/08/11 19:08	1
3 & 4 Methylphenol	440	U	440	22	ug/Kg	☼	12/06/11 08:54	12/08/11 19:08	1

Surrogate	*%Recovery*	*Qualifier*	*Limits*	*Prepared*	*Analyzed*	*Dil Fac*
2-Fluorobiphenyl (Surr)	*58*		*34 - 110*	*12/06/11 08:54*	*12/08/11 19:08*	*1*
2-Fluorophenol (Surr)	*71*		*26 - 110*	*12/06/11 08:54*	*12/08/11 19:08*	*1*
2,4,6-Tribromophenol (Surr)	*41*		*10 - 118*	*12/06/11 08:54*	*12/08/11 19:08*	*1*
Nitrobenzene-d5 (Surr)	*63*		*24 - 112*	*12/06/11 08:54*	*12/08/11 19:08*	*1*
Phenol-d5 (Surr)	*66*		*28 - 110*	*12/06/11 08:54*	*12/08/11 19:08*	*1*
Terphenyl-d14 (Surr)	*74*		*41 - 119*	*12/06/11 08:54*	*12/08/11 19:08*	*1*

Method: 8015B - Gasoline Range Organics - (GC)

Analyte	Result	Qualifier	RL	MDL	Unit	D	Prepared	Analyzed	Dil Fac
C6-C10	**62**		39	18	ug/Kg	☼	12/01/11 20:00	12/12/11 17:02	1

Surrogate	*%Recovery*	*Qualifier*	*Limits*	*Prepared*	*Analyzed*	*Dil Fac*
Trifluorotoluene (Surr)	*97*		*10 - 150*	*12/01/11 20:00*	*12/12/11 17:02*	*1*

Method: 8015B - Diesel Range Organics (DRO) (GC)

Analyte	Result	Qualifier	RL	MDL	Unit	D	Prepared	Analyzed	Dil Fac
C10-C20	18	U	18	10	mg/Kg	☼	12/05/11 11:00	12/08/11 09:35	1
C20-C34	18	U	18	10	mg/Kg	☼	12/05/11 11:00	12/08/11 09:35	1

Surrogate	*%Recovery*	*Qualifier*	*Limits*	*Prepared*	*Analyzed*	*Dil Fac*
n-Nonane	*44*		*10 - 110*	*12/05/11 11:00*	*12/08/11 09:35*	*1*

Client: Conestoga-Rovers & Associates, Inc.
Project/Site: 17324-T07, RACER Former MTM

TestAmerica Job ID: 240-6402-1

Client Sample ID: S-017324-113011-TP-156
Date Collected: 11/30/11 16:50
Date Received: 12/01/11 09:20

Lab Sample ID: 240-6402-20
Matrix: Solid
Percent Solids: 90.0

Method: 8270C - Semivolatile Organic Compounds (GC/MS)

Analyte	Result	Qualifier	RL	MDL	Unit	D	Prepared	Analyzed	Dil Fac
1,1'-Biphenyl	55	U	55	30	ug/Kg	☼	12/06/11 08:54	12/08/11 19:58	1
2,2'-oxybis[1-chloropropane]	110	U	110	11	ug/Kg	☼	12/06/11 08:54	12/08/11 19:58	1
2,4,5-Trichlorophenol	170	U	170	28	ug/Kg	☼	12/06/11 08:54	12/08/11 19:58	1
2,4,6-Trichlorophenol	170	U	170	89	ug/Kg	☼	12/06/11 08:54	12/08/11 19:58	1
2,4-Dichlorophenol	170	U	170	22	ug/Kg	☼	12/06/11 08:54	12/08/11 19:58	1
2,4-Dimethylphenol	170	U	170	22	ug/Kg	☼	12/06/11 08:54	12/08/11 19:58	1
2,4-Dinitrophenol	370	U	370	89	ug/Kg	☼	12/06/11 08:54	12/08/11 19:58	1
2,4-Dinitrotoluene	220	U	220	30	ug/Kg	☼	12/06/11 08:54	12/08/11 19:58	1
2,6-Dinitrotoluene	220	U	220	23	ug/Kg	☼	12/06/11 08:54	12/08/11 19:58	1
2-Chloronaphthalene	55	U	55	3.7	ug/Kg	☼	12/06/11 08:54	12/08/11 19:58	1
2-Chlorophenol	55	U	55	30	ug/Kg	☼	12/06/11 08:54	12/08/11 19:58	1
2-Methylnaphthalene	7.4	U	7.4	3.7	ug/Kg	☼	12/06/11 08:54	12/08/11 19:58	1
2-Methylphenol	220	U	220	89	ug/Kg	☼	12/06/11 08:54	12/08/11 19:58	1
2-Nitroaniline	220	U	220	10	ug/Kg	☼	12/06/11 08:54	12/08/11 19:58	1
2-Nitrophenol	55	U	55	30	ug/Kg	☼	12/06/11 08:54	12/08/11 19:58	1
3,3'-Dichlorobenzidine	110	U	110	20	ug/Kg	☼	12/06/11 08:54	12/08/11 19:58	1
3-Nitroaniline	220	U	220	18	ug/Kg	☼	12/06/11 08:54	12/08/11 19:58	1
4,6-Dinitro-2-methylphenol	170	U	170	89	ug/Kg	☼	12/06/11 08:54	12/08/11 19:58	1
4-Bromophenyl phenyl ether	55	U	55	14	ug/Kg	☼	12/06/11 08:54	12/08/11 19:58	1
4-Chloro-3-methylphenol	170	U	170	23	ug/Kg	☼	12/06/11 08:54	12/08/11 19:58	1
4-Chloroaniline	170	U	170	19	ug/Kg	☼	12/06/11 08:54	12/08/11 19:58	1
4-Chlorophenyl phenyl ether	55	U	55	14	ug/Kg	☼	12/06/11 08:54	12/08/11 19:58	1
4-Nitroaniline	220	U	220	29	ug/Kg	☼	12/06/11 08:54	12/08/11 19:58	1
4-Nitrophenol	370	U	370	89	ug/Kg	☼	12/06/11 08:54	12/08/11 19:58	1
Acenaphthene	7.4	U	7.4	3.7	ug/Kg	☼	12/06/11 08:54	12/08/11 19:58	1
Acenaphthylene	7.4	U	7.4	3.7	ug/Kg	☼	12/06/11 08:54	12/08/11 19:58	1
Acetophenone	110	U	110	10	ug/Kg	☼	12/06/11 08:54	12/08/11 19:58	1
Anthracene	7.4	U	7.4	3.7	ug/Kg	☼	12/06/11 08:54	12/08/11 19:58	1
Atrazine	220	U	220	10	ug/Kg	☼	12/06/11 08:54	12/08/11 19:58	1
Benzaldehyde	110	U	110	13	ug/Kg	☼	12/06/11 08:54	12/08/11 19:58	1
Benzo[a]anthracene	7.4	U	7.4	3.7	ug/Kg	☼	12/06/11 08:54	12/08/11 19:58	1
Benzo[a]pyrene	7.4	U	7.4	3.7	ug/Kg	☼	12/06/11 08:54	12/08/11 19:58	1
Benzo[b]fluoranthene	7.4	U	7.4	3.7	ug/Kg	☼	12/06/11 08:54	12/08/11 19:58	1
Benzo[g,h,i]perylene	7.4	U	7.4	3.7	ug/Kg	☼	12/06/11 08:54	12/08/11 19:58	1
Benzo[k]fluoranthene	7.4	U	7.4	3.7	ug/Kg	☼	12/06/11 08:54	12/08/11 19:58	1
Bis(2-chloroethoxy)methane	110	U	110	24	ug/Kg	☼	12/06/11 08:54	12/08/11 19:58	1
Bis(2-chloroethyl)ether	110	U	110	2.2	ug/Kg	☼	12/06/11 08:54	12/08/11 19:58	1
Bis(2-ethylhexyl) phthalate	55	U	55	21	ug/Kg	☼	12/06/11 08:54	12/08/11 19:58	1
Butyl benzyl phthalate	55	U	55	11	ug/Kg	☼	12/06/11 08:54	12/08/11 19:58	1
Caprolactam	370	U	370	41	ug/Kg	☼	12/06/11 08:54	12/08/11 19:58	1
Carbazole	55	U	55	30	ug/Kg	☼	12/06/11 08:54	12/08/11 19:58	1
Chrysene	7.4	U	7.4	1.2	ug/Kg	☼	12/06/11 08:54	12/08/11 19:58	1
Dibenz(a,h)anthracene	7.4	U	7.4	3.7	ug/Kg	☼	12/06/11 08:54	12/08/11 19:58	1
Dibenzofuran	55	U	55	3.7	ug/Kg	☼	12/06/11 08:54	12/08/11 19:58	1
Diethyl phthalate	55	U	55	18	ug/Kg	☼	12/06/11 08:54	12/08/11 19:58	1
Dimethyl phthalate	55	U	55	19	ug/Kg	☼	12/06/11 08:54	12/08/11 19:58	1
Di-n-butyl phthalate	55	U	55	17	ug/Kg	☼	12/06/11 08:54	12/08/11 19:58	1
Di-n-octyl phthalate	55	U	55	30	ug/Kg	☼	12/06/11 08:54	12/08/11 19:58	1
Fluoranthene	7.4	U	7.4	3.7	ug/Kg	☼	12/06/11 08:54	12/08/11 19:58	1
Fluorene	7.4	U	7.4	3.7	ug/Kg	☼	12/06/11 08:54	12/08/11 19:58	1

Client Sample ID: S-017324-113011-TP-156
Date Collected: 11/30/11 16:50
Date Received: 12/01/11 09:20

Lab Sample ID: 240-6402-20
Matrix: Solid
Percent Solids: 90.0

Method: 8270C - Semivolatile Organic Compounds (GC/MS) (Continued)

Analyte	Result	Qualifier	RL	MDL	Unit	D	Prepared	Analyzed	Dil Fac
Hexachlorobenzene	7.4	U	7.4	2.3	ug/Kg	☼	12/06/11 08:54	12/08/11 19:58	1
Hexachlorobutadiene	55	U	55	30	ug/Kg	☼	12/06/11 08:54	12/08/11 19:58	1
Hexachlorocyclopentadiene	370	U	370	30	ug/Kg	☼	12/06/11 08:54	12/08/11 19:58	1
Hexachloroethane	55	U	55	10	ug/Kg	☼	12/06/11 08:54	12/08/11 19:58	1
Indeno[1,2,3-cd]pyrene	7.4	U	7.4	3.7	ug/Kg	☼	12/06/11 08:54	12/08/11 19:58	1
Isophorone	55	U	55	14	ug/Kg	☼	12/06/11 08:54	12/08/11 19:58	1
Naphthalene	7.4	U	7.4	3.7	ug/Kg	☼	12/06/11 08:54	12/08/11 19:58	1
Nitrobenzene	110	U	110	2.4	ug/Kg	☼	12/06/11 08:54	12/08/11 19:58	1
N-Nitrosodi-n-propylamine	55	U	55	30	ug/Kg	☼	12/06/11 08:54	12/08/11 19:58	1
N-Nitrosodiphenylamine	55	U	55	23	ug/Kg	☼	12/06/11 08:54	12/08/11 19:58	1
Pentachlorophenol	170	U	170	89	ug/Kg	☼	12/06/11 08:54	12/08/11 19:58	1
Phenol	55	U	55	30	ug/Kg	☼	12/06/11 08:54	12/08/11 19:58	1
Phenanthrene	7.4	U	7.4	3.7	ug/Kg	☼	12/06/11 08:54	12/08/11 19:58	1
Pyrene	7.4	U	7.4	3.7	ug/Kg	☼	12/06/11 08:54	12/08/11 19:58	1
3 & 4 Methylphenol	440	U	440	22	ug/Kg	☼	12/06/11 08:54	12/08/11 19:58	1

Surrogate	*%Recovery*	*Qualifier*	*Limits*	*Prepared*	*Analyzed*	*Dil Fac*
2-Fluorobiphenyl (Surr)	*52*		*34 - 110*	*12/06/11 08:54*	*12/08/11 19:58*	*1*
2-Fluorophenol (Surr)	*61*		*26 - 110*	*12/06/11 08:54*	*12/08/11 19:58*	*1*
2,4,6-Tribromophenol (Surr)	*29*		*10 - 118*	*12/06/11 08:54*	*12/08/11 19:58*	*1*
Nitrobenzene-d5 (Surr)	*55*		*24 - 112*	*12/06/11 08:54*	*12/08/11 19:58*	*1*
Phenol-d5 (Surr)	*57*		*28 - 110*	*12/06/11 08:54*	*12/08/11 19:58*	*1*
Terphenyl-d14 (Surr)	*70*		*41 - 119*	*12/06/11 08:54*	*12/08/11 19:58*	*1*

Method: 8015B - Gasoline Range Organics - (GC)

Analyte	Result	Qualifier	RL	MDL	Unit	D	Prepared	Analyzed	Dil Fac
C6-C10	**17**	**J**	38	17	ug/Kg	☼	12/01/11 20:00	12/13/11 12:10	1

Surrogate	*%Recovery*	*Qualifier*	*Limits*	*Prepared*	*Analyzed*	*Dil Fac*
Trifluorotoluene (Surr)	*92*		*10 - 150*	*12/01/11 20:00*	*12/13/11 12:10*	*1*

Method: 8015B - Diesel Range Organics (DRO) (GC)

Analyte	Result	Qualifier	RL	MDL	Unit	D	Prepared	Analyzed	Dil Fac
C10-C20	19	U	19	10	mg/Kg	☼	12/05/11 11:00	12/08/11 11:07	1
C20-C34	19	U	19	10	mg/Kg	☼	12/05/11 11:00	12/08/11 11:07	1

Surrogate	*%Recovery*	*Qualifier*	*Limits*	*Prepared*	*Analyzed*	*Dil Fac*
n-Nonane	*51*		*10 - 110*	*12/05/11 11:00*	*12/08/11 11:07*	*1*

Client: Conestoga-Rovers & Associates, Inc.
Project/Site: 17324-T07, RACER Former MTM

TestAmerica Job ID: 240-6402-1

Client Sample ID: S-017324-113011-TP-157
Date Collected: 11/30/11 17:00
Date Received: 12/01/11 09:20

Lab Sample ID: 240-6402-21
Matrix: Solid
Percent Solids: 94.3

Method: 8270C - Semivolatile Organic Compounds (GC/MS)

Analyte	Result	Qualifier	RL	MDL	Unit	D	Prepared	Analyzed	Dil Fac
1,1'-Biphenyl	53	U	53	29	ug/Kg	☼	12/06/11 08:54	12/08/11 20:14	1
2,2'-oxybis[1-chloropropane]	110	U	110	10	ug/Kg	☼	12/06/11 08:54	12/08/11 20:14	1
2,4,5-Trichlorophenol	160	U	160	26	ug/Kg	☼	12/06/11 08:54	12/08/11 20:14	1
2,4,6-Trichlorophenol	160	U	160	85	ug/Kg	☼	12/06/11 08:54	12/08/11 20:14	1
2,4-Dichlorophenol	160	U	160	21	ug/Kg	☼	12/06/11 08:54	12/08/11 20:14	1
2,4-Dimethylphenol	160	U	160	21	ug/Kg	☼	12/06/11 08:54	12/08/11 20:14	1
2,4-Dinitrophenol	350	U	350	85	ug/Kg	☼	12/06/11 08:54	12/08/11 20:14	1
2,4-Dinitrotoluene	210	U	210	29	ug/Kg	☼	12/06/11 08:54	12/08/11 20:14	1
2,6-Dinitrotoluene	210	U	210	22	ug/Kg	☼	12/06/11 08:54	12/08/11 20:14	1
2-Chloronaphthalene	53	U	53	3.5	ug/Kg	☼	12/06/11 08:54	12/08/11 20:14	1
2-Chlorophenol	53	U	53	29	ug/Kg	☼	12/06/11 08:54	12/08/11 20:14	1
2-Methylnaphthalene	**86**		7.1	3.5	ug/Kg	☼	12/06/11 08:54	12/08/11 20:14	1
2-Methylphenol	210	U	210	85	ug/Kg	☼	12/06/11 08:54	12/08/11 20:14	1
2-Nitroaniline	210	U	210	9.6	ug/Kg	☼	12/06/11 08:54	12/08/11 20:14	1
2-Nitrophenol	53	U	53	29	ug/Kg	☼	12/06/11 08:54	12/08/11 20:14	1
3,3'-Dichlorobenzidine	110	U	110	19	ug/Kg	☼	12/06/11 08:54	12/08/11 20:14	1
3-Nitroaniline	210	U	210	17	ug/Kg	☼	12/06/11 08:54	12/08/11 20:14	1
4,6-Dinitro-2-methylphenol	160	U	160	85	ug/Kg	☼	12/06/11 08:54	12/08/11 20:14	1
4-Bromophenyl phenyl ether	53	U	53	14	ug/Kg	☼	12/06/11 08:54	12/08/11 20:14	1
4-Chloro-3-methylphenol	160	U	160	22	ug/Kg	☼	12/06/11 08:54	12/08/11 20:14	1
4-Chloroaniline	160	U	160	18	ug/Kg	☼	12/06/11 08:54	12/08/11 20:14	1
4-Chlorophenyl phenyl ether	53	U	53	14	ug/Kg	☼	12/06/11 08:54	12/08/11 20:14	1
4-Nitroaniline	210	U	210	28	ug/Kg	☼	12/06/11 08:54	12/08/11 20:14	1
4-Nitrophenol	350	U	350	85	ug/Kg	☼	12/06/11 08:54	12/08/11 20:14	1
Acenaphthene	**7.8**		7.1	3.5	ug/Kg	☼	12/06/11 08:54	12/08/11 20:14	1
Acenaphthylene	**11**		7.1	3.5	ug/Kg	☼	12/06/11 08:54	12/08/11 20:14	1
Acetophenone	110	U	110	9.7	ug/Kg	☼	12/06/11 08:54	12/08/11 20:14	1
Anthracene	**16**		7.1	3.5	ug/Kg	☼	12/06/11 08:54	12/08/11 20:14	1
Atrazine	210	U	210	9.6	ug/Kg	☼	12/06/11 08:54	12/08/11 20:14	1
Benzaldehyde	110	U	110	13	ug/Kg	☼	12/06/11 08:54	12/08/11 20:14	1
Benzo[a]anthracene	**45**		7.1	3.5	ug/Kg	☼	12/06/11 08:54	12/08/11 20:14	1
Benzo[a]pyrene	**34**		7.1	3.5	ug/Kg	☼	12/06/11 08:54	12/08/11 20:14	1
Benzo[b]fluoranthene	**51**		7.1	3.5	ug/Kg	☼	12/06/11 08:54	12/08/11 20:14	1
Benzo[g,h,i]perylene	**29**		7.1	3.5	ug/Kg	☼	12/06/11 08:54	12/08/11 20:14	1
Benzo[k]fluoranthene	**19**		7.1	3.5	ug/Kg	☼	12/06/11 08:54	12/08/11 20:14	1
Bis(2-chloroethoxy)methane	110	U	110	23	ug/Kg	☼	12/06/11 08:54	12/08/11 20:14	1
Bis(2-chloroethyl)ether	110	U	110	2.1	ug/Kg	☼	12/06/11 08:54	12/08/11 20:14	1
Bis(2-ethylhexyl) phthalate	**57**		53	20	ug/Kg	☼	12/06/11 08:54	12/08/11 20:14	1
Butyl benzyl phthalate	53	U	53	11	ug/Kg	☼	12/06/11 08:54	12/08/11 20:14	1
Caprolactam	350	U	350	39	ug/Kg	☼	12/06/11 08:54	12/08/11 20:14	1
Carbazole	53	U	53	29	ug/Kg	☼	12/06/11 08:54	12/08/11 20:14	1
Chrysene	**63**		7.1	1.2	ug/Kg	☼	12/06/11 08:54	12/08/11 20:14	1
Dibenz(a,h)anthracene	7.1	U	7.1	3.5	ug/Kg	☼	12/06/11 08:54	12/08/11 20:14	1
Dibenzofuran	**25**	**J**	53	3.5	ug/Kg	☼	12/06/11 08:54	12/08/11 20:14	1
Diethyl phthalate	53	U	53	17	ug/Kg	☼	12/06/11 08:54	12/08/11 20:14	1
Dimethyl phthalate	53	U	53	18	ug/Kg	☼	12/06/11 08:54	12/08/11 20:14	1
Di-n-butyl phthalate	53	U	53	16	ug/Kg	☼	12/06/11 08:54	12/08/11 20:14	1
Di-n-octyl phthalate	53	U	53	29	ug/Kg	☼	12/06/11 08:54	12/08/11 20:14	1
Fluoranthene	**86**		7.1	3.5	ug/Kg	☼	12/06/11 08:54	12/08/11 20:14	1
Fluorene	7.1	U	7.1	3.5	ug/Kg	☼	12/06/11 08:54	12/08/11 20:14	1

Client: Conestoga-Rovers & Associates, Inc.
Project/Site: 17324-T07, RACER Former MTM

TestAmerica Job ID: 240-6402-1

Client Sample ID: S-017324-113011-TP-157
Date Collected: 11/30/11 17:00
Date Received: 12/01/11 09:20

Lab Sample ID: 240-6402-21
Matrix: Solid
Percent Solids: 94.3

Method: 8270C - Semivolatile Organic Compounds (GC/MS) (Continued)

Analyte	Result	Qualifier	RL	MDL	Unit	D	Prepared	Analyzed	Dil Fac
Hexachlorobenzene	7.1	U	7.1	2.2	ug/Kg	☼	12/06/11 08:54	12/08/11 20:14	1
Hexachlorobutadiene	53	U	53	29	ug/Kg	☼	12/06/11 08:54	12/08/11 20:14	1
Hexachlorocyclopentadiene	350	U	350	29	ug/Kg	☼	12/06/11 08:54	12/08/11 20:14	1
Hexachloroethane	53	U	53	9.5	ug/Kg	☼	12/06/11 08:54	12/08/11 20:14	1
Indeno[1,2,3-cd]pyrene	**19**		7.1	3.5	ug/Kg	☼	12/06/11 08:54	12/08/11 20:14	1
Isophorone	53	U	53	14	ug/Kg	☼	12/06/11 08:54	12/08/11 20:14	1
Naphthalene	**35**		7.1	3.5	ug/Kg	☼	12/06/11 08:54	12/08/11 20:14	1
Nitrobenzene	110	U	110	2.3	ug/Kg	☼	12/06/11 08:54	12/08/11 20:14	1
N-Nitrosodi-n-propylamine	53	U	53	29	ug/Kg	☼	12/06/11 08:54	12/08/11 20:14	1
N-Nitrosodiphenylamine	53	U	53	22	ug/Kg	☼	12/06/11 08:54	12/08/11 20:14	1
Pentachlorophenol	160	U	160	85	ug/Kg	☼	12/06/11 08:54	12/08/11 20:14	1
Phenol	53	U	53	29	ug/Kg	☼	12/06/11 08:54	12/08/11 20:14	1
Phenanthrene	**84**		7.1	3.5	ug/Kg	☼	12/06/11 08:54	12/08/11 20:14	1
Pyrene	**75**		7.1	3.5	ug/Kg	☼	12/06/11 08:54	12/08/11 20:14	1
3 & 4 Methylphenol	420	U	420	21	ug/Kg	☼	12/06/11 08:54	12/08/11 20:14	1

Surrogate	*%Recovery*	*Qualifier*	*Limits*	*Prepared*	*Analyzed*	*Dil Fac*
2-Fluorobiphenyl (Surr)	*56*		*34 - 110*	*12/06/11 08:54*	*12/08/11 20:14*	*1*
2-Fluorophenol (Surr)	*62*		*26 - 110*	*12/06/11 08:54*	*12/08/11 20:14*	*1*
2,4,6-Tribromophenol (Surr)	*60*		*10 - 118*	*12/06/11 08:54*	*12/08/11 20:14*	*1*
Nitrobenzene-d5 (Surr)	*55*		*24 - 112*	*12/06/11 08:54*	*12/08/11 20:14*	*1*
Phenol-d5 (Surr)	*59*		*28 - 110*	*12/06/11 08:54*	*12/08/11 20:14*	*1*
Terphenyl-d14 (Surr)	*72*		*41 - 119*	*12/06/11 08:54*	*12/08/11 20:14*	*1*

Method: 8015B - Gasoline Range Organics - (GC)

Analyte	Result	Qualifier	RL	MDL	Unit	D	Prepared	Analyzed	Dil Fac
C6-C10	**98**		59	27	ug/Kg	☼	12/01/11 20:00	12/13/11 12:49	1

Surrogate	*%Recovery*	*Qualifier*	*Limits*	*Prepared*	*Analyzed*	*Dil Fac*
Trifluorotoluene (Surr)	*150*		*10 - 150*	*12/01/11 20:00*	*12/13/11 12:49*	*1*

Method: 8015B - Diesel Range Organics (DRO) (GC)

Analyte	Result	Qualifier	RL	MDL	Unit	D	Prepared	Analyzed	Dil Fac
C10-C20	**81**		18	9.8	mg/Kg	☼	12/05/11 11:00	12/08/11 11:37	1
C20-C34	**150**	**B**	18	9.8	mg/Kg	☼	12/05/11 11:00	12/08/11 11:37	1

Surrogate	*%Recovery*	*Qualifier*	*Limits*	*Prepared*	*Analyzed*	*Dil Fac*
n-Nonane	*52*		*10 - 110*	*12/05/11 11:00*	*12/08/11 11:37*	*1*

Client: Conestoga-Rovers & Associates, Inc.
Project/Site: 17324-T07, RACER Former MTM

TestAmerica Job ID: 240-6402-1

Client Sample ID: S-017324-113011-TP-159
Date Collected: 11/30/11 17:20
Date Received: 12/01/11 09:20

Lab Sample ID: 240-6402-23
Matrix: Solid
Percent Solids: 82.6

Method: 8270C - Semivolatile Organic Compounds (GC/MS)

Analyte	Result	Qualifier	RL	MDL	Unit	D	Prepared	Analyzed	Dil Fac
1,1'-Biphenyl	61	U	61	33	ug/Kg	☼	12/06/11 08:54	12/08/11 20:31	1
2,2'-oxybis[1-chloropropane]	120	U	120	12	ug/Kg	☼	12/06/11 08:54	12/08/11 20:31	1
2,4,5-Trichlorophenol	180	U	180	30	ug/Kg	☼	12/06/11 08:54	12/08/11 20:31	1
2,4,6-Trichlorophenol	180	U	180	97	ug/Kg	☼	12/06/11 08:54	12/08/11 20:31	1
2,4-Dichlorophenol	180	U	180	24	ug/Kg	☼	12/06/11 08:54	12/08/11 20:31	1
2,4-Dimethylphenol	180	U	180	24	ug/Kg	☼	12/06/11 08:54	12/08/11 20:31	1
2,4-Dinitrophenol	400	U	400	97	ug/Kg	☼	12/06/11 08:54	12/08/11 20:31	1
2,4-Dinitrotoluene	240	U	240	33	ug/Kg	☼	12/06/11 08:54	12/08/11 20:31	1
2,6-Dinitrotoluene	240	U	240	25	ug/Kg	☼	12/06/11 08:54	12/08/11 20:31	1
2-Chloronaphthalene	61	U	61	4.0	ug/Kg	☼	12/06/11 08:54	12/08/11 20:31	1
2-Chlorophenol	61	U	61	33	ug/Kg	☼	12/06/11 08:54	12/08/11 20:31	1
2-Methylnaphthalene	8.1	U	8.1	4.0	ug/Kg	☼	12/06/11 08:54	12/08/11 20:31	1
2-Methylphenol	240	U	240	97	ug/Kg	☼	12/06/11 08:54	12/08/11 20:31	1
2-Nitroaniline	240	U	240	11	ug/Kg	☼	12/06/11 08:54	12/08/11 20:31	1
2-Nitrophenol	61	U	61	33	ug/Kg	☼	12/06/11 08:54	12/08/11 20:31	1
3,3'-Dichlorobenzidine	120	U	120	22	ug/Kg	☼	12/06/11 08:54	12/08/11 20:31	1
3-Nitroaniline	240	U	240	19	ug/Kg	☼	12/06/11 08:54	12/08/11 20:31	1
4,6-Dinitro-2-methylphenol	180	U	180	97	ug/Kg	☼	12/06/11 08:54	12/08/11 20:31	1
4-Bromophenyl phenyl ether	61	U	61	16	ug/Kg	☼	12/06/11 08:54	12/08/11 20:31	1
4-Chloro-3-methylphenol	180	U	180	25	ug/Kg	☼	12/06/11 08:54	12/08/11 20:31	1
4-Chloroaniline	180	U	180	21	ug/Kg	☼	12/06/11 08:54	12/08/11 20:31	1
4-Chlorophenyl phenyl ether	61	U	61	16	ug/Kg	☼	12/06/11 08:54	12/08/11 20:31	1
4-Nitroaniline	240	U	240	32	ug/Kg	☼	12/06/11 08:54	12/08/11 20:31	1
4-Nitrophenol	400	U	400	97	ug/Kg	☼	12/06/11 08:54	12/08/11 20:31	1
Acenaphthene	8.1	U	8.1	4.0	ug/Kg	☼	12/06/11 08:54	12/08/11 20:31	1
Acenaphthylene	8.1	U	8.1	4.0	ug/Kg	☼	12/06/11 08:54	12/08/11 20:31	1
Acetophenone	120	U	120	11	ug/Kg	☼	12/06/11 08:54	12/08/11 20:31	1
Anthracene	8.1	U	8.1	4.0	ug/Kg	☼	12/06/11 08:54	12/08/11 20:31	1
Atrazine	240	U	240	11	ug/Kg	☼	12/06/11 08:54	12/08/11 20:31	1
Benzaldehyde	120	U	120	15	ug/Kg	☼	12/06/11 08:54	12/08/11 20:31	1
Benzo[a]anthracene	8.1	U	8.1	4.0	ug/Kg	☼	12/06/11 08:54	12/08/11 20:31	1
Benzo[a]pyrene	8.1	U	8.1	4.0	ug/Kg	☼	12/06/11 08:54	12/08/11 20:31	1
Benzo[b]fluoranthene	8.1	U	8.1	4.0	ug/Kg	☼	12/06/11 08:54	12/08/11 20:31	1
Benzo[g,h,i]perylene	8.1	U	8.1	4.0	ug/Kg	☼	12/06/11 08:54	12/08/11 20:31	1
Benzo[k]fluoranthene	8.1	U	8.1	4.0	ug/Kg	☼	12/06/11 08:54	12/08/11 20:31	1
Bis(2-chloroethoxy)methane	120	U	120	27	ug/Kg	☼	12/06/11 08:54	12/08/11 20:31	1
Bis(2-chloroethyl)ether	120	U	120	2.4	ug/Kg	☼	12/06/11 08:54	12/08/11 20:31	1
Bis(2-ethylhexyl) phthalate	**29**	**J**	61	23	ug/Kg	☼	12/06/11 08:54	12/08/11 20:31	1
Butyl benzyl phthalate	61	U	61	12	ug/Kg	☼	12/06/11 08:54	12/08/11 20:31	1
Caprolactam	400	U	400	45	ug/Kg	☼	12/06/11 08:54	12/08/11 20:31	1
Carbazole	61	U	61	33	ug/Kg	☼	12/06/11 08:54	12/08/11 20:31	1
Chrysene	8.1	U	8.1	1.3	ug/Kg	☼	12/06/11 08:54	12/08/11 20:31	1
Dibenz(a,h)anthracene	8.1	U	8.1	4.0	ug/Kg	☼	12/06/11 08:54	12/08/11 20:31	1
Dibenzofuran	61	U	61	4.0	ug/Kg	☼	12/06/11 08:54	12/08/11 20:31	1
Diethyl phthalate	61	U	61	19	ug/Kg	☼	12/06/11 08:54	12/08/11 20:31	1
Dimethyl phthalate	61	U	61	21	ug/Kg	☼	12/06/11 08:54	12/08/11 20:31	1
Di-n-butyl phthalate	61	U	61	18	ug/Kg	☼	12/06/11 08:54	12/08/11 20:31	1
Di-n-octyl phthalate	61	U	61	33	ug/Kg	☼	12/06/11 08:54	12/08/11 20:31	1
Fluoranthene	8.1	U	8.1	4.0	ug/Kg	☼	12/06/11 08:54	12/08/11 20:31	1
Fluorene	8.1	U	8.1	4.0	ug/Kg	☼	12/06/11 08:54	12/08/11 20:31	1

Client: Conestoga-Rovers & Associates, Inc.
Project/Site: 17324-T07, RACER Former MTM

TestAmerica Job ID: 240-6402-1

Client Sample ID: S-017324-113011-TP-159
Date Collected: 11/30/11 17:20
Date Received: 12/01/11 09:20

Lab Sample ID: 240-6402-23
Matrix: Solid
Percent Solids: 82.6

Method: 8270C - Semivolatile Organic Compounds (GC/MS) (Continued)

Analyte	Result	Qualifier	RL	MDL	Unit	D	Prepared	Analyzed	Dil Fac
Hexachlorobenzene	8.1	U	8.1	2.5	ug/Kg	☼	12/06/11 08:54	12/08/11 20:31	1
Hexachlorobutadiene	61	U	61	33	ug/Kg	☼	12/06/11 08:54	12/08/11 20:31	1
Hexachlorocyclopentadiene	400	U	400	33	ug/Kg	☼	12/06/11 08:54	12/08/11 20:31	1
Hexachloroethane	61	U	61	11	ug/Kg	☼	12/06/11 08:54	12/08/11 20:31	1
Indeno[1,2,3-cd]pyrene	8.1	U	8.1	4.0	ug/Kg	☼	12/06/11 08:54	12/08/11 20:31	1
Isophorone	61	U	61	16	ug/Kg	☼	12/06/11 08:54	12/08/11 20:31	1
Naphthalene	8.1	U	8.1	4.0	ug/Kg	☼	12/06/11 08:54	12/08/11 20:31	1
Nitrobenzene	120	U	120	2.7	ug/Kg	☼	12/06/11 08:54	12/08/11 20:31	1
N-Nitrosodi-n-propylamine	61	U	61	33	ug/Kg	☼	12/06/11 08:54	12/08/11 20:31	1
N-Nitrosodiphenylamine	61	U	61	25	ug/Kg	☼	12/06/11 08:54	12/08/11 20:31	1
Pentachlorophenol	180	U	180	97	ug/Kg	☼	12/06/11 08:54	12/08/11 20:31	1
Phenol	61	U	61	33	ug/Kg	☼	12/06/11 08:54	12/08/11 20:31	1
Phenanthrene	8.1	U	8.1	4.0	ug/Kg	☼	12/06/11 08:54	12/08/11 20:31	1
Pyrene	8.1	U	8.1	4.0	ug/Kg	☼	12/06/11 08:54	12/08/11 20:31	1
3 & 4 Methylphenol	490	U	490	24	ug/Kg	☼	12/06/11 08:54	12/08/11 20:31	1

Surrogate	*%Recovery*	*Qualifier*	*Limits*	*Prepared*	*Analyzed*	*Dil Fac*
2-Fluorobiphenyl (Surr)	*62*		*34 - 110*	*12/06/11 08:54*	*12/08/11 20:31*	*1*
2-Fluorophenol (Surr)	*72*		*26 - 110*	*12/06/11 08:54*	*12/08/11 20:31*	*1*
2,4,6-Tribromophenol (Surr)	*26*		*10 - 118*	*12/06/11 08:54*	*12/08/11 20:31*	*1*
Nitrobenzene-d5 (Surr)	*64*		*24 - 112*	*12/06/11 08:54*	*12/08/11 20:31*	*1*
Phenol-d5 (Surr)	*65*		*28 - 110*	*12/06/11 08:54*	*12/08/11 20:31*	*1*
Terphenyl-d14 (Surr)	*77*		*41 - 119*	*12/06/11 08:54*	*12/08/11 20:31*	*1*

Method: 8015B - Gasoline Range Organics - (GC)

Analyte	Result	Qualifier	RL	MDL	Unit	D	Prepared	Analyzed	Dil Fac
C6-C10	**56**		55	25	ug/Kg	☼	12/01/11 20:00	12/14/11 13:42	1

Surrogate	*%Recovery*	*Qualifier*	*Limits*	*Prepared*	*Analyzed*	*Dil Fac*
Trifluorotoluene (Surr)	*82*		*10 - 150*	*12/01/11 20:00*	*12/14/11 13:42*	*1*

Method: 8015B - Diesel Range Organics (DRO) (GC)

Analyte	Result	Qualifier	RL	MDL	Unit	D	Prepared	Analyzed	Dil Fac
C10-C20	20	U	20	11	mg/Kg	☼	12/05/11 11:00	12/08/11 12:08	1
C20-C34	20	U	20	11	mg/Kg	☼	12/05/11 11:00	12/08/11 12:08	1

Surrogate	*%Recovery*	*Qualifier*	*Limits*	*Prepared*	*Analyzed*	*Dil Fac*
n-Nonane	*41*		*10 - 110*	*12/05/11 11:00*	*12/08/11 12:08*	*1*

Client: Conestoga-Rovers & Associates, Inc.
Project/Site: 17324-T07, RACER Former MTM

TestAmerica Job ID: 240-6402-1

Client Sample ID: S-017324-113011-TP-160
Date Collected: 11/30/11 17:30
Date Received: 12/01/11 09:20

Lab Sample ID: 240-6402-24
Matrix: Solid
Percent Solids: 89.6

Method: 8270C - Semivolatile Organic Compounds (GC/MS)

Analyte	Result	Qualifier	RL	MDL	Unit	D	Prepared	Analyzed	Dil Fac
1,1'-Biphenyl	56	U	56	30	ug/Kg	☼	12/06/11 08:54	12/08/11 20:47	1
2,2'-oxybis[1-chloropropane]	110	U	110	11	ug/Kg	☼	12/06/11 08:54	12/08/11 20:47	1
2,4,5-Trichlorophenol	170	U	170	28	ug/Kg	☼	12/06/11 08:54	12/08/11 20:47	1
2,4,6-Trichlorophenol	170	U	170	89	ug/Kg	☼	12/06/11 08:54	12/08/11 20:47	1
2,4-Dichlorophenol	170	U	170	22	ug/Kg	☼	12/06/11 08:54	12/08/11 20:47	1
2,4-Dimethylphenol	170	U	170	22	ug/Kg	☼	12/06/11 08:54	12/08/11 20:47	1
2,4-Dinitrophenol	370	U	370	89	ug/Kg	☼	12/06/11 08:54	12/08/11 20:47	1
2,4-Dinitrotoluene	220	U	220	30	ug/Kg	☼	12/06/11 08:54	12/08/11 20:47	1
2,6-Dinitrotoluene	220	U	220	23	ug/Kg	☼	12/06/11 08:54	12/08/11 20:47	1
2-Chloronaphthalene	56	U	56	3.7	ug/Kg	☼	12/06/11 08:54	12/08/11 20:47	1
2-Chlorophenol	56	U	56	30	ug/Kg	☼	12/06/11 08:54	12/08/11 20:47	1
2-Methylnaphthalene	7.4	U	7.4	3.7	ug/Kg	☼	12/06/11 08:54	12/08/11 20:47	1
2-Methylphenol	220	U	220	89	ug/Kg	☼	12/06/11 08:54	12/08/11 20:47	1
2-Nitroaniline	220	U	220	10	ug/Kg	☼	12/06/11 08:54	12/08/11 20:47	1
2-Nitrophenol	56	U	56	30	ug/Kg	☼	12/06/11 08:54	12/08/11 20:47	1
3,3'-Dichlorobenzidine	110	U	110	20	ug/Kg	☼	12/06/11 08:54	12/08/11 20:47	1
3-Nitroaniline	220	U	220	18	ug/Kg	☼	12/06/11 08:54	12/08/11 20:47	1
4,6-Dinitro-2-methylphenol	170	U	170	89	ug/Kg	☼	12/06/11 08:54	12/08/11 20:47	1
4-Bromophenyl phenyl ether	56	U	56	14	ug/Kg	☼	12/06/11 08:54	12/08/11 20:47	1
4-Chloro-3-methylphenol	170	U	170	23	ug/Kg	☼	12/06/11 08:54	12/08/11 20:47	1
4-Chloroaniline	170	U	170	19	ug/Kg	☼	12/06/11 08:54	12/08/11 20:47	1
4-Chlorophenyl phenyl ether	56	U	56	14	ug/Kg	☼	12/06/11 08:54	12/08/11 20:47	1
4-Nitroaniline	220	U	220	29	ug/Kg	☼	12/06/11 08:54	12/08/11 20:47	1
4-Nitrophenol	370	U	370	89	ug/Kg	☼	12/06/11 08:54	12/08/11 20:47	1
Acenaphthene	7.4	U	7.4	3.7	ug/Kg	☼	12/06/11 08:54	12/08/11 20:47	1
Acenaphthylene	7.4	U	7.4	3.7	ug/Kg	☼	12/06/11 08:54	12/08/11 20:47	1
Acetophenone	110	U	110	10	ug/Kg	☼	12/06/11 08:54	12/08/11 20:47	1
Anthracene	7.4	U	7.4	3.7	ug/Kg	☼	12/06/11 08:54	12/08/11 20:47	1
Atrazine	220	U	220	10	ug/Kg	☼	12/06/11 08:54	12/08/11 20:47	1
Benzaldehyde	110	U	110	13	ug/Kg	☼	12/06/11 08:54	12/08/11 20:47	1
Benzo[a]anthracene	7.4	U	7.4	3.7	ug/Kg	☼	12/06/11 08:54	12/08/11 20:47	1
Benzo[a]pyrene	7.4	U	7.4	3.7	ug/Kg	☼	12/06/11 08:54	12/08/11 20:47	1
Benzo[b]fluoranthene	7.4	U	7.4	3.7	ug/Kg	☼	12/06/11 08:54	12/08/11 20:47	1
Benzo[g,h,i]perylene	7.4	U	7.4	3.7	ug/Kg	☼	12/06/11 08:54	12/08/11 20:47	1
Benzo[k]fluoranthene	7.4	U	7.4	3.7	ug/Kg	☼	12/06/11 08:54	12/08/11 20:47	1
Bis(2-chloroethoxy)methane	110	U	110	25	ug/Kg	☼	12/06/11 08:54	12/08/11 20:47	1
Bis(2-chloroethyl)ether	110	U	110	2.2	ug/Kg	☼	12/06/11 08:54	12/08/11 20:47	1
Bis(2-ethylhexyl) phthalate	**23**	**J**	56	21	ug/Kg	☼	12/06/11 08:54	12/08/11 20:47	1
Butyl benzyl phthalate	56	U	56	11	ug/Kg	☼	12/06/11 08:54	12/08/11 20:47	1
Caprolactam	370	U	370	41	ug/Kg	☼	12/06/11 08:54	12/08/11 20:47	1
Carbazole	56	U	56	30	ug/Kg	☼	12/06/11 08:54	12/08/11 20:47	1
Chrysene	7.4	U	7.4	1.2	ug/Kg	☼	12/06/11 08:54	12/08/11 20:47	1
Dibenz(a,h)anthracene	7.4	U	7.4	3.7	ug/Kg	☼	12/06/11 08:54	12/08/11 20:47	1
Dibenzofuran	56	U	56	3.7	ug/Kg	☼	12/06/11 08:54	12/08/11 20:47	1
Diethyl phthalate	56	U	56	18	ug/Kg	☼	12/06/11 08:54	12/08/11 20:47	1
Dimethyl phthalate	56	U	56	19	ug/Kg	☼	12/06/11 08:54	12/08/11 20:47	1
Di-n-butyl phthalate	56	U	56	17	ug/Kg	☼	12/06/11 08:54	12/08/11 20:47	1
Di-n-octyl phthalate	56	U	56	30	ug/Kg	☼	12/06/11 08:54	12/08/11 20:47	1
Fluoranthene	7.4	U	7.4	3.7	ug/Kg	☼	12/06/11 08:54	12/08/11 20:47	1
Fluorene	7.4	U	7.4	3.7	ug/Kg	☼	12/06/11 08:54	12/08/11 20:47	1

Client: Conestoga-Rovers & Associates, Inc.
Project/Site: 17324-T07, RACER Former MTM

TestAmerica Job ID: 240-6402-1

Client Sample ID: S-017324-113011-TP-160
Date Collected: 11/30/11 17:30
Date Received: 12/01/11 09:20

Lab Sample ID: 240-6402-24
Matrix: Solid
Percent Solids: 89.6

Method: 8270C - Semivolatile Organic Compounds (GC/MS) (Continued)

Analyte	Result	Qualifier	RL	MDL	Unit	D	Prepared	Analyzed	Dil Fac
Hexachlorobenzene	7.4	U	7.4	2.3	ug/Kg	☼	12/06/11 08:54	12/08/11 20:47	1
Hexachlorobutadiene	56	U	56	30	ug/Kg	☼	12/06/11 08:54	12/08/11 20:47	1
Hexachlorocyclopentadiene	370	U	370	30	ug/Kg	☼	12/06/11 08:54	12/08/11 20:47	1
Hexachloroethane	56	U	56	10	ug/Kg	☼	12/06/11 08:54	12/08/11 20:47	1
Indeno[1,2,3-cd]pyrene	7.4	U	7.4	3.7	ug/Kg	☼	12/06/11 08:54	12/08/11 20:47	1
Isophorone	56	U	56	14	ug/Kg	☼	12/06/11 08:54	12/08/11 20:47	1
Naphthalene	7.4	U	7.4	3.7	ug/Kg	☼	12/06/11 08:54	12/08/11 20:47	1
Nitrobenzene	110	U	110	2.5	ug/Kg	☼	12/06/11 08:54	12/08/11 20:47	1
N-Nitrosodi-n-propylamine	56	U	56	30	ug/Kg	☼	12/06/11 08:54	12/08/11 20:47	1
N-Nitrosodiphenylamine	56	U	56	23	ug/Kg	☼	12/06/11 08:54	12/08/11 20:47	1
Pentachlorophenol	170	U	170	89	ug/Kg	☼	12/06/11 08:54	12/08/11 20:47	1
Phenol	56	U	56	30	ug/Kg	☼	12/06/11 08:54	12/08/11 20:47	1
Phenanthrene	7.4	U	7.4	3.7	ug/Kg	☼	12/06/11 08:54	12/08/11 20:47	1
Pyrene	7.4	U	7.4	3.7	ug/Kg	☼	12/06/11 08:54	12/08/11 20:47	1
3 & 4 Methylphenol	450	U	450	22	ug/Kg	☼	12/06/11 08:54	12/08/11 20:47	1

Surrogate	*%Recovery*	*Qualifier*	*Limits*	*Prepared*	*Analyzed*	*Dil Fac*
2-Fluorobiphenyl (Surr)	*53*		*34 - 110*	*12/06/11 08:54*	*12/08/11 20:47*	*1*
2-Fluorophenol (Surr)	*60*		*26 - 110*	*12/06/11 08:54*	*12/08/11 20:47*	*1*
2,4,6-Tribromophenol (Surr)	*23*		*10 - 118*	*12/06/11 08:54*	*12/08/11 20:47*	*1*
Nitrobenzene-d5 (Surr)	*55*		*24 - 112*	*12/06/11 08:54*	*12/08/11 20:47*	*1*
Phenol-d5 (Surr)	*55*		*28 - 110*	*12/06/11 08:54*	*12/08/11 20:47*	*1*
Terphenyl-d14 (Surr)	*74*		*41 - 119*	*12/06/11 08:54*	*12/08/11 20:47*	*1*

Method: 8015B - Gasoline Range Organics - (GC)

Analyte	Result	Qualifier	RL	MDL	Unit	D	Prepared	Analyzed	Dil Fac
C6-C10	**74**		53	24	ug/Kg	☼	12/01/11 20:00	12/14/11 14:19	1

Surrogate	*%Recovery*	*Qualifier*	*Limits*	*Prepared*	*Analyzed*	*Dil Fac*
Trifluorotoluene (Surr)	*65*		*10 - 150*	*12/01/11 20:00*	*12/14/11 14:19*	*1*

Method: 8015B - Diesel Range Organics (DRO) (GC)

Analyte	Result	Qualifier	RL	MDL	Unit	D	Prepared	Analyzed	Dil Fac
C10-C20	**11**	**J**	19	10	mg/Kg	☼	12/05/11 11:00	12/08/11 12:39	1
C20-C34	**12**	**J B**	19	10	mg/Kg	☼	12/05/11 11:00	12/08/11 12:39	1

Surrogate	*%Recovery*	*Qualifier*	*Limits*	*Prepared*	*Analyzed*	*Dil Fac*
n-Nonane	*47*		*10 - 110*	*12/05/11 11:00*	*12/08/11 12:39*	*1*

Client: Conestoga-Rovers & Associates, Inc.
Project/Site: 17324-T07, RACER Former MTM

TestAmerica Job ID: 240-6402-1

Client Sample ID: S-017324-113011-TP-161
Date Collected: 11/30/11 17:40
Date Received: 12/01/11 09:20

Lab Sample ID: 240-6402-25
Matrix: Solid
Percent Solids: 90.0

Method: 8270C - Semivolatile Organic Compounds (GC/MS)

Analyte	Result	Qualifier	RL	MDL	Unit	D	Prepared	Analyzed	Dil Fac
1,1'-Biphenyl	56	U	56	30	ug/Kg	☼	12/07/11 10:46	12/14/11 12:57	1
2,2'-oxybis[1-chloropropane]	110	U	110	11	ug/Kg	☼	12/07/11 10:46	12/14/11 12:57	1
2,4,5-Trichlorophenol	170	U	170	28	ug/Kg	☼	12/07/11 10:46	12/14/11 12:57	1
2,4,6-Trichlorophenol	170	U	170	89	ug/Kg	☼	12/07/11 10:46	12/14/11 12:57	1
2,4-Dichlorophenol	170	U	170	22	ug/Kg	☼	12/07/11 10:46	12/14/11 12:57	1
2,4-Dimethylphenol	170	U	170	22	ug/Kg	☼	12/07/11 10:46	12/14/11 12:57	1
2,4-Dinitrophenol	370	U	370	89	ug/Kg	☼	12/07/11 10:46	12/14/11 12:57	1
2,4-Dinitrotoluene	220	U	220	30	ug/Kg	☼	12/07/11 10:46	12/14/11 12:57	1
2,6-Dinitrotoluene	220	U	220	23	ug/Kg	☼	12/07/11 10:46	12/14/11 12:57	1
2-Chloronaphthalene	56	U	56	3.7	ug/Kg	☼	12/07/11 10:46	12/14/11 12:57	1
2-Chlorophenol	56	U	56	30	ug/Kg	☼	12/07/11 10:46	12/14/11 12:57	1
2-Methylnaphthalene	7.4	U	7.4	3.7	ug/Kg	☼	12/07/11 10:46	12/14/11 12:57	1
2-Methylphenol	220	U	220	89	ug/Kg	☼	12/07/11 10:46	12/14/11 12:57	1
2-Nitroaniline	220	U	220	10	ug/Kg	☼	12/07/11 10:46	12/14/11 12:57	1
2-Nitrophenol	56	U	56	30	ug/Kg	☼	12/07/11 10:46	12/14/11 12:57	1
3,3'-Dichlorobenzidine	110	U	110	20	ug/Kg	☼	12/07/11 10:46	12/14/11 12:57	1
3-Nitroaniline	220	U	220	18	ug/Kg	☼	12/07/11 10:46	12/14/11 12:57	1
4,6-Dinitro-2-methylphenol	170	U	170	89	ug/Kg	☼	12/07/11 10:46	12/14/11 12:57	1
4-Bromophenyl phenyl ether	56	U	56	14	ug/Kg	☼	12/07/11 10:46	12/14/11 12:57	1
4-Chloro-3-methylphenol	170	U	170	23	ug/Kg	☼	12/07/11 10:46	12/14/11 12:57	1
4-Chloroaniline	170	U	170	19	ug/Kg	☼	12/07/11 10:46	12/14/11 12:57	1
4-Chlorophenyl phenyl ether	56	U	56	14	ug/Kg	☼	12/07/11 10:46	12/14/11 12:57	1
4-Nitroaniline	220	U	220	29	ug/Kg	☼	12/07/11 10:46	12/14/11 12:57	1
4-Nitrophenol	370	U	370	89	ug/Kg	☼	12/07/11 10:46	12/14/11 12:57	1
Acenaphthene	7.4	U	7.4	3.7	ug/Kg	☼	12/07/11 10:46	12/14/11 12:57	1
Acenaphthylene	7.4	U	7.4	3.7	ug/Kg	☼	12/07/11 10:46	12/14/11 12:57	1
Acetophenone	110	U	110	10	ug/Kg	☼	12/07/11 10:46	12/14/11 12:57	1
Anthracene	7.4	U	7.4	3.7	ug/Kg	☼	12/07/11 10:46	12/14/11 12:57	1
Atrazine	220	U	220	10	ug/Kg	☼	12/07/11 10:46	12/14/11 12:57	1
Benzaldehyde	110	U	110	13	ug/Kg	☼	12/07/11 10:46	12/14/11 12:57	1
Benzo[a]anthracene	7.4	U	7.4	3.7	ug/Kg	☼	12/07/11 10:46	12/14/11 12:57	1
Benzo[a]pyrene	7.4	U	7.4	3.7	ug/Kg	☼	12/07/11 10:46	12/14/11 12:57	1
Benzo[b]fluoranthene	7.4	U	7.4	3.7	ug/Kg	☼	12/07/11 10:46	12/14/11 12:57	1
Benzo[g,h,i]perylene	7.4	U	7.4	3.7	ug/Kg	☼	12/07/11 10:46	12/14/11 12:57	1
Benzo[k]fluoranthene	7.4	U	7.4	3.7	ug/Kg	☼	12/07/11 10:46	12/14/11 12:57	1
Bis(2-chloroethoxy)methane	110	U	110	24	ug/Kg	☼	12/07/11 10:46	12/14/11 12:57	1
Bis(2-chloroethyl)ether	110	U	110	2.2	ug/Kg	☼	12/07/11 10:46	12/14/11 12:57	1
Bis(2-ethylhexyl) phthalate	**24**	**J**	56	21	ug/Kg	☼	12/07/11 10:46	12/14/11 12:57	1
Butyl benzyl phthalate	**12**	**J**	56	11	ug/Kg	☼	12/07/11 10:46	12/14/11 12:57	1
Caprolactam	370	U	370	41	ug/Kg	☼	12/07/11 10:46	12/14/11 12:57	1
Carbazole	56	U	56	30	ug/Kg	☼	12/07/11 10:46	12/14/11 12:57	1
Chrysene	7.4	U	7.4	1.2	ug/Kg	☼	12/07/11 10:46	12/14/11 12:57	1
Dibenz(a,h)anthracene	7.4	U	7.4	3.7	ug/Kg	☼	12/07/11 10:46	12/14/11 12:57	1
Dibenzofuran	56	U	56	3.7	ug/Kg	☼	12/07/11 10:46	12/14/11 12:57	1
Diethyl phthalate	56	U	56	18	ug/Kg	☼	12/07/11 10:46	12/14/11 12:57	1
Dimethyl phthalate	56	U	56	19	ug/Kg	☼	12/07/11 10:46	12/14/11 12:57	1
Di-n-butyl phthalate	56	U	56	17	ug/Kg	☼	12/07/11 10:46	12/14/11 12:57	1
Di-n-octyl phthalate	56	U	56	30	ug/Kg	☼	12/07/11 10:46	12/14/11 12:57	1
Fluoranthene	7.4	U	7.4	3.7	ug/Kg	☼	12/07/11 10:46	12/14/11 12:57	1
Fluorene	7.4	U	7.4	3.7	ug/Kg	☼	12/07/11 10:46	12/14/11 12:57	1

Client Sample ID: S-017324-113011-TP-161
Date Collected: 11/30/11 17:40
Date Received: 12/01/11 09:20

Lab Sample ID: 240-6402-25
Matrix: Solid
Percent Solids: 90.0

Method: 8270C - Semivolatile Organic Compounds (GC/MS) (Continued)

Analyte	Result	Qualifier	RL	MDL	Unit	D	Prepared	Analyzed	Dil Fac
Hexachlorobenzene	7.4	U	7.4	2.3	ug/Kg	☼	12/07/11 10:46	12/14/11 12:57	1
Hexachlorobutadiene	56	U	56	30	ug/Kg	☼	12/07/11 10:46	12/14/11 12:57	1
Hexachlorocyclopentadiene	370	U	370	30	ug/Kg	☼	12/07/11 10:46	12/14/11 12:57	1
Hexachloroethane	56	U	56	10	ug/Kg	☼	12/07/11 10:46	12/14/11 12:57	1
Indeno[1,2,3-cd]pyrene	7.4	U	7.4	3.7	ug/Kg	☼	12/07/11 10:46	12/14/11 12:57	1
Isophorone	56	U	56	14	ug/Kg	☼	12/07/11 10:46	12/14/11 12:57	1
Naphthalene	7.4	U	7.4	3.7	ug/Kg	☼	12/07/11 10:46	12/14/11 12:57	1
Nitrobenzene	110	U	110	2.4	ug/Kg	☼	12/07/11 10:46	12/14/11 12:57	1
N-Nitrosodi-n-propylamine	56	U	56	30	ug/Kg	☼	12/07/11 10:46	12/14/11 12:57	1
N-Nitrosodiphenylamine	56	U	56	23	ug/Kg	☼	12/07/11 10:46	12/14/11 12:57	1
Pentachlorophenol	170	U	170	89	ug/Kg	☼	12/07/11 10:46	12/14/11 12:57	1
Phenol	56	U	56	30	ug/Kg	☼	12/07/11 10:46	12/14/11 12:57	1
Phenanthrene	7.4	U	7.4	3.7	ug/Kg	☼	12/07/11 10:46	12/14/11 12:57	1
Pyrene	7.4	U	7.4	3.7	ug/Kg	☼	12/07/11 10:46	12/14/11 12:57	1
3 & 4 Methylphenol	450	U	450	22	ug/Kg	☼	12/07/11 10:46	12/14/11 12:57	1

Surrogate	*%Recovery*	*Qualifier*	*Limits*	*Prepared*	*Analyzed*	*Dil Fac*
2-Fluorobiphenyl (Surr)	*54*		*34 - 110*	*12/07/11 10:46*	*12/14/11 12:57*	*1*
2-Fluorophenol (Surr)	*50*		*26 - 110*	*12/07/11 10:46*	*12/14/11 12:57*	*1*
2,4,6-Tribromophenol (Surr)	*28*		*10 - 118*	*12/07/11 10:46*	*12/14/11 12:57*	*1*
Nitrobenzene-d5 (Surr)	*54*		*24 - 112*	*12/07/11 10:46*	*12/14/11 12:57*	*1*
Phenol-d5 (Surr)	*56*		*28 - 110*	*12/07/11 10:46*	*12/14/11 12:57*	*1*
Terphenyl-d14 (Surr)	*70*		*41 - 119*	*12/07/11 10:46*	*12/14/11 12:57*	*1*

Method: 8015B - Gasoline Range Organics - (GC)

Analyte	Result	Qualifier	RL	MDL	Unit	D	Prepared	Analyzed	Dil Fac
C6-C10	**55**		48	22	ug/Kg	☼	12/01/11 20:00	12/14/11 15:27	1

Surrogate	*%Recovery*	*Qualifier*	*Limits*	*Prepared*	*Analyzed*	*Dil Fac*
Trifluorotoluene (Surr)	*69*		*10 - 150*	*12/01/11 20:00*	*12/14/11 15:27*	*1*

Method: 8015B - Diesel Range Organics (DRO) (GC)

Analyte	Result	Qualifier	RL	MDL	Unit	D	Prepared	Analyzed	Dil Fac
C10-C20	19	U	19	10	mg/Kg	☼	12/05/11 11:00	12/08/11 13:10	1
C20-C34	19	U	19	10	mg/Kg	☼	12/05/11 11:00	12/08/11 13:10	1

Surrogate	*%Recovery*	*Qualifier*	*Limits*	*Prepared*	*Analyzed*	*Dil Fac*
n-Nonane	*48*		*10 - 110*	*12/05/11 11:00*	*12/08/11 13:10*	*1*

Surrogate Summary

Client: Conestoga-Rovers & Associates, Inc.
Project/Site: 17324-T07, RACER Former MTM

TestAmerica Job ID: 240-6402-1

Method: 8260B - Volatile Organic Compounds (GC/MS)

Matrix: Solid **Prep Type: Total/NA**

		Percent Surrogate Recovery (Acceptance Limits)			
		12DCE	BFB	TOL	DBFM
Lab Sample ID	Client Sample ID	(58-123)	(52-136)	(67-125)	(37-132)
240-6402-1	S-017324-113011-TP-137	92	95	101	98
240-6402-2	S-017324-113011-TP-138	93	94	100	95
240-6402-3	S-017324-113011-TP-139	94	93	102	96
240-6402-4	S-017324-113011-TP-140	111	106	104	99
240-6402-4	S-017324-113011-TP-140	106	116	109	90
240-6402-4 MS	S-017324-113011-TP-140	103	109	107	103
240-6402-4 MS	S-017324-113011-TP-140	103	105	105	111
240-6402-4 MSD	S-017324-113011-TP-140	105	121	108	96
240-6402-4 MSD	S-017324-113011-TP-140	101	114	105	95
240-6402-5	S-017324-113011-TP-141	95	97	101	97
240-6402-6	S-017324-113011-TP-142	94	93	103	96
LCS 240-26056/5	Lab Control Sample	105	92	101	112
LCS 240-26134/5	Lab Control Sample	89	96	106	99
LCS 240-26190/5	Lab Control Sample	100	104	103	104
MB 240-26056/6	Method Blank	108	104	104	105
MB 240-26134/6	Method Blank	91	99	107	98
MB 240-26190/6	Method Blank	106	96	101	105

Surrogate Legend

12DCE = 1,2-Dichloroethane-d4 (Surr)
BFB = 4-Bromofluorobenzene (Surr)
TOL = Toluene-d8 (Surr)
DBFM = Dibromofluoromethane (Surr)

Method: 8270C - Semivolatile Organic Compounds (GC/MS)

Matrix: Solid **Prep Type: Total/NA**

		Percent Surrogate Recovery (Acceptance Limits)					
		FBP	2FP	TBP	NBZ	PHL	TPH
Lab Sample ID	Client Sample ID	(34-110)	(26-110)	(10-118)	(24-112)	(28-110)	(41-119)
240-6402-1	S-017324-113011-TP-137	58	65	34	57	65	70
240-6402-2	S-017324-113011-TP-138	60	69	31	61	69	69
240-6402-3	S-017324-113011-TP-139	46	48	0 X	49	45	67
240-6402-4	S-017324-113011-TP-140	61	67	17	61	63	69
240-6402-4 MS	S-017324-113011-TP-140	64	70	42	65	72	72
240-6402-4 MSD	S-017324-113011-TP-140	63	68	41	62	69	71
240-6402-5	S-017324-113011-TP-141	49	56	30	52	51	74
240-6402-6	S-017324-113011-TP-142	51	59	29	55	55	68
240-6402-7	S-017324-113011-TP-143	51	45	42	41	47	69
240-6402-10	S-017324-113011-TP-146	54	49	36	46	51	67
240-6402-11	S-017324-113011-TP-147	36	39	24	36	34	63
240-6402-12	S-017324-113011-TP-148	54	59	30	57	54	64
240-6402-15	S-017324-113011-TP-151	58	56	36	52	54	69
240-6402-16	S-017324-113011-TP-152	56	59	36	56	56	65
240-6402-17	S-017324-113011-TP-153	56	62	37	56	57	70
240-6402-18	S-017324-113011-TP-154	58	71	41	63	66	74
240-6402-18 MS	S-017324-113011-TP-154	60	69	43	64	67	71
240-6402-18 MSD	S-017324-113011-TP-154	60	71	44	64	69	73
240-6402-20	S-017324-113011-TP-156	52	61	29	55	57	70
240-6402-21	S-017324-113011-TP-157	56	62	60	55	59	72
240-6402-23	S-017324-113011-TP-159	62	72	26	64	65	77

Method: 8270C - Semivolatile Organic Compounds (GC/MS) (Continued)

Matrix: Solid **Prep Type: Total/NA**

		Percent Surrogate Recovery (Acceptance Limits)					
		FBP	2FP	TBP	NBZ	PHL	TPH
Lab Sample ID	Client Sample ID	(34-110)	(26-110)	(10-118)	(24-112)	(28-110)	(41-119)
240-6402-24	S-017324-113011-TP-160	53	60	23	55	55	74
240-6402-25	S-017324-113011-TP-161	54	50	28	54	56	70
LCS 240-25532/22-A	Lab Control Sample	71	79	76	75	77	82
LCS 240-25643/22-A	Lab Control Sample	70	81	71	76	78	81
LCS 240-25847/23-A	Lab Control Sample	57	66	51	64	67	70
LCS 240-26170/19-A	Lab Control Sample	57	69	60	67	69	67
MB 240-25532/21-A	Method Blank	58	66	58	63	64	71
MB 240-25643/21-A	Method Blank	57	68	45	65	64	79
MB 240-25847/24-A	Method Blank	58	67	41	61	67	71
MB 240-26170/18-A	Method Blank	59	68	52	63	68	71

Surrogate Legend

FBP = 2-Fluorobiphenyl (Surr)
2FP = 2-Fluorophenol (Surr)
TBP = 2,4,6-Tribromophenol (Surr)
NBZ = Nitrobenzene-d5 (Surr)
PHL = Phenol-d5 (Surr)
TPH = Terphenyl-d14 (Surr)

Method: 8015B - Gasoline Range Organics - (GC)

Matrix: Solid **Prep Type: Total/NA**

		Percent Surrogate Recovery (Acceptance Limits)
		TFT2
Lab Sample ID	Client Sample ID	(10-150)
240-6402-7	S-017324-113011-TP-143	65
240-6402-10	S-017324-113011-TP-146	101
240-6402-11	S-017324-113011-TP-147	65
240-6402-12	S-017324-113011-TP-148	98
240-6402-15	S-017324-113011-TP-151	83
240-6402-16	S-017324-113011-TP-152	130
240-6402-17	S-017324-113011-TP-153	99
240-6402-18	S-017324-113011-TP-154	97
240-6402-18 MS	S-017324-113011-TP-154	111
240-6402-18 MSD	S-017324-113011-TP-154	107
240-6402-20	S-017324-113011-TP-156	92
240-6402-21	S-017324-113011-TP-157	150
240-6402-23	S-017324-113011-TP-159	82
240-6402-24	S-017324-113011-TP-160	65
240-6402-25	S-017324-113011-TP-161	69
LCS 240-26150/7	Lab Control Sample	121
LCS 240-26418/8	Lab Control Sample	110
LCS 240-26800/7	Lab Control Sample	110
MB 240-26150/6	Method Blank	94
MB 240-26418/7	Method Blank	87
MB 240-26800/6	Method Blank	90

Surrogate Legend

TFT = Trifluorotoluene (Surr)

Surrogate Summary

Client: Conestoga-Rovers & Associates, Inc.
Project/Site: 17324-T07, RACER Former MTM

TestAmerica Job ID: 240-6402-1

Method: 8015B - Diesel Range Organics (DRO) (GC)

Matrix: Solid **Prep Type: Total/NA**

		Percent Surrogate Recovery (Acceptance Limits)						
		C91						
Lab Sample ID	Client Sample ID	(10-110)						
240-6402-10	S-017324-113011-TP-146	47						
240-6402-11	S-017324-113011-TP-147	49						
240-6402-12	S-017324-113011-TP-148	38						
240-6402-15	S-017324-113011-TP-151	43						
240-6402-16	S-017324-113011-TP-152	42						
240-6402-17	S-017324-113011-TP-153	44						
240-6402-18	S-017324-113011-TP-154	44						
240-6402-18 MS	S-017324-113011-TP-154	46						
240-6402-18 MSD	S-017324-113011-TP-154	43						
240-6402-20	S-017324-113011-TP-156	51						
240-6402-21	S-017324-113011-TP-157	52						
240-6402-23	S-017324-113011-TP-159	41						
240-6402-24	S-017324-113011-TP-160	47						
240-6402-25	S-017324-113011-TP-161	48						
LCS 240-25535/19-A	Lab Control Sample	49						
MB 240-25535/18-A	Method Blank	47						

Surrogate Legend

C9 = n-Nonane

Method: 8082 - Polychlorinated Biphenyls (PCBs) by Gas Chromatography

Matrix: Solid **Prep Type: Total/NA**

		Percent Surrogate Recovery (Acceptance Limits)						
		TCX1	DCB1					
Lab Sample ID	Client Sample ID	(29-151)	(14-163)					
240-6402-1	S-017324-113011-TP-137	59	96					
240-6402-2	S-017324-113011-TP-138	69	78					
240-6402-3	S-017324-113011-TP-139	77	79					
240-6402-4	S-017324-113011-TP-140	81	62					
240-6402-4 MS	S-017324-113011-TP-140	130	63					
240-6402-4 MSD	S-017324-113011-TP-140	66	48					
240-6402-5	S-017324-113011-TP-141	78	68					
240-6402-6	S-017324-113011-TP-142	138	72					
240-6402-7	S-017324-113011-TP-143	111	62					
LCS 240-25427/12-A	Lab Control Sample	67	71					
MB 240-25427/11-A	Method Blank	67	67					

Surrogate Legend

TCX = Tetrachloro-m-xylene

DCB = DCB Decachlorobiphenyl

Client: Conestoga-Rovers & Associates, Inc.
Project/Site: 17324-T07, RACER Former MTM

TestAmerica Job ID: 240-6402-1

Method: 8260B - Volatile Organic Compounds (GC/MS)

Lab Sample ID: 240-6402-4 MS
Matrix: Solid
Analysis Batch: 26056

Client Sample ID: S-017324-113011-TP-140
Prep Type: Total/NA
Prep Batch: 25953

Analyte	Sample Result	Sample Qualifier	Spike Added	MS Result	MS Qualifier	Unit	D	%Rec	%Rec. Limits
Acetone	12	U	60.8	51.3		ug/Kg	☼	84	24 - 140
Benzene	3.0	U	30.4	21.9		ug/Kg	☼	72	53 - 118
Dichlorobromomethane	3.0	U	30.4	23.9		ug/Kg	☼	79	35 - 132
Bromoform	3.0	U	30.4	19.0		ug/Kg	☼	63	18 - 129
Bromomethane	3.0	U	30.4	22.1		ug/Kg	☼	73	33 - 130
2-Butanone (MEK)	12	U	60.8	51.3		ug/Kg	☼	84	30 - 143
Carbon disulfide	3.0	U	30.4	18.1		ug/Kg	☼	59	20 - 151
Carbon tetrachloride	3.0	U	30.4	19.9		ug/Kg	☼	66	32 - 137
Chlorobenzene	3.0	U	30.4	16.2		ug/Kg	☼	53	37 - 116
Chloroethane	3.0	U *	30.4	16.5		ug/Kg	☼	54	45 - 118
Chloroform	3.0	U	30.4	25.6		ug/Kg	☼	84	53 - 119
Chloromethane	3.0	U	30.4	22.1		ug/Kg	☼	73	34 - 117
1,1-Dichloroethane	3.0	U	30.4	25.4		ug/Kg	☼	84	54 - 122
1,2-Dichloroethane	0.58	J	30.4	26.4		ug/Kg	☼	85	49 - 123
1,1-Dichloroethene	3.0	U	30.4	19.4		ug/Kg	☼	64	49 - 157
1,2-Dichloropropane	3.0	U	30.4	23.7		ug/Kg	☼	78	61 - 117
cis-1,3-Dichloropropene	3.0	U	30.4	21.5		ug/Kg	☼	71	27 - 133
trans-1,3-Dichloropropene	3.0	U	30.4	22.9		ug/Kg	☼	75	28 - 137
Ethylbenzene	3.0	U	30.4	14.1		ug/Kg	☼	46	30 - 131
2-Hexanone	12	U	60.8	54.6		ug/Kg	☼	90	37 - 147
Methylene Chloride	3.0	U	30.4	23.7		ug/Kg	☼	78	54 - 115
4-Methyl-2-pentanone (MIBK)	12	U	60.8	55.0		ug/Kg	☼	90	43 - 147
Styrene	3.0	U	30.4	15.1		ug/Kg	☼	50	27 - 127
1,1,2,2-Tetrachloroethane	3.0	U	30.4	25.7		ug/Kg	☼	84	16 - 179
Tetrachloroethene	3.0	U	30.4	15.6		ug/Kg	☼	51	31 - 135
Toluene	0.54	J	30.4	19.0		ug/Kg	☼	61	39 - 129
Trichloroethene	3.0	U	30.4	19.8		ug/Kg	☼	65	10 - 177
Vinyl chloride	3.0	U	30.4	21.8		ug/Kg	☼	72	42 - 117
Xylenes, Total	6.1	U	91.2	41.3		ug/Kg	☼	45	30 - 131
1,1,1-Trichloroethane	3.0	U	30.4	23.2		ug/Kg	☼	76	51 - 128
1,1,2-Trichloroethane	3.0	U	30.4	25.6		ug/Kg	☼	84	10 - 166
Cyclohexane	6.1	U *	30.4	21.8		ug/Kg	☼	72	28 - 118
1,2-Dibromo-3-Chloropropane	6.1	U	30.4	22.8		ug/Kg	☼	75	10 - 153
Ethylene Dibromide	3.0	U	30.4	24.3		ug/Kg	☼	80	45 - 127
Dichlorodifluoromethane	3.0	U	30.4	15.7		ug/Kg	☼	52	17 - 115
cis-1,2-Dichloroethene	3.0	U	30.4	24.5		ug/Kg	☼	81	50 - 119
trans-1,2-Dichloroethene	3.0	U	30.4	23.5		ug/Kg	☼	77	50 - 123
Isopropylbenzene	3.0	U	30.4	11.9		ug/Kg	☼	39	21 - 134
Methyl acetate	6.1	U	30.4	34.8		ug/Kg	☼	115	33 - 165
Methyl tert-butyl ether	12	U	30.4	29.9		ug/Kg	☼	98	51 - 157
1,1,2-Trichloro-1,2,2-trifluoroethane	3.0	U *	30.4	21.8		ug/Kg	☼	72	50 - 147
1,2,4-Trichlorobenzene	3.0	U	30.4	10.9		ug/Kg	☼	36	10 - 111
1,2-Dichlorobenzene	3.0	U	30.4	14.1		ug/Kg	☼	46	17 - 122
1,3-Dichlorobenzene	3.0	U	30.4	12.6		ug/Kg	☼	41	16 - 126
1,4-Dichlorobenzene	3.0	U	30.4	12.3		ug/Kg	☼	41	15 - 121
Trichlorofluoromethane	3.0	U	30.4	24.1		ug/Kg	☼	79	36 - 142
Chlorodibromomethane	3.0	U	30.4	20.6		ug/Kg	☼	68	29 - 135
Methylcyclohexane	6.1	U	30.4	20.5		ug/Kg	☼	67	20 - 132
m-Xylene & p-Xylene	6.1		60.8	26.7		ug/Kg	☼	44	29 - 131

Method: 8260B - Volatile Organic Compounds (GC/MS) (Continued)

Lab Sample ID: 240-6402-4 MS
Matrix: Solid
Analysis Batch: 26056

Client Sample ID: S-017324-113011-TP-140
Prep Type: Total/NA
Prep Batch: 25953

Analyte	Sample Result	Sample Qualifier	Spike Added	MS Result	MS Qualifier	Unit	D	%Rec	%Rec. Limits
o-Xylene	3.0		30.4	14.6		ug/Kg	☼	48	29 - 134

Surrogate	*MS %Recovery*	*MS Qualifier*	*Limits*
1,2-Dichloroethane-d4 (Surr)	*103*		*58 - 123*
4-Bromofluorobenzene (Surr)	*109*		*52 - 136*
Toluene-d8 (Surr)	*107*		*67 - 125*
Dibromofluoromethane (Surr)	*103*		*37 - 132*

Lab Sample ID: 240-6402-4 MS
Matrix: Solid
Analysis Batch: 26190

Client Sample ID: S-017324-113011-TP-140
Prep Type: Total/NA
Prep Batch: 25953

Analyte	Sample Result	Sample Qualifier	Spike Added	MS Result	MS Qualifier	Unit	D	%Rec	%Rec. Limits
Acetone	6.6	U	46.2	41.4		ug/Kg	☼	90	24 - 140
Benzene	1.7	U	23.1	17.6		ug/Kg	☼	76	53 - 118
Dichlorobromomethane	1.7	U	23.1	18.0		ug/Kg	☼	78	35 - 132
Bromoform	1.7	U	23.1	15.3		ug/Kg	☼	66	18 - 129
Bromomethane	1.7	U	23.1	19.3		ug/Kg	☼	84	33 - 130
2-Butanone (MEK)	6.6	U	46.2	37.0		ug/Kg	☼	80	30 - 143
Carbon disulfide	1.7	U	23.1	15.2		ug/Kg	☼	66	20 - 151
Carbon tetrachloride	1.7	U	23.1	16.7		ug/Kg	☼	72	32 - 137
Chlorobenzene	1.7	U	23.1	12.7		ug/Kg	☼	55	37 - 116
Chloroethane	1.7	U	23.1	20.4		ug/Kg	☼	89	45 - 118
Chloroform	1.7	U	23.1	22.0		ug/Kg	☼	95	53 - 119
Chloromethane	1.7	U	23.1	19.7		ug/Kg	☼	85	34 - 117
1,1-Dichloroethane	1.7	U	23.1	22.0		ug/Kg	☼	95	54 - 122
1,2-Dichloroethane	0.29	J	23.1	20.1		ug/Kg	☼	86	49 - 123
1,1-Dichloroethene	1.7	U	23.1	22.1		ug/Kg	☼	96	49 - 157
1,2-Dichloropropane	1.7	U	23.1	18.0		ug/Kg	☼	78	61 - 117
cis-1,3-Dichloropropene	1.7	U	23.1	15.7		ug/Kg	☼	68	27 - 133
trans-1,3-Dichloropropene	1.7	U	23.1	16.2		ug/Kg	☼	70	28 - 137
Ethylbenzene	1.7	U	23.1	11.2		ug/Kg	☼	48	30 - 131
2-Hexanone	6.6	U	46.2	41.0		ug/Kg	☼	89	37 - 147
Methylene Chloride	1.7	U	23.1	20.4		ug/Kg	☼	88	54 - 115
4-Methyl-2-pentanone (MIBK)	6.6	U	46.2	43.4		ug/Kg	☼	94	43 - 147
Styrene	1.7	U	23.1	11.7		ug/Kg	☼	51	27 - 127
1,1,2,2-Tetrachloroethane	1.7	U	23.1	21.0		ug/Kg	☼	91	16 - 179
Tetrachloroethene	1.7	U	23.1	11.7		ug/Kg	☼	51	31 - 135
Toluene	0.33	J	23.1	14.9		ug/Kg	☼	63	39 - 129
Trichloroethene	1.7	U	23.1	14.7		ug/Kg	☼	64	10 - 177
Vinyl chloride	1.7	U	23.1	18.9		ug/Kg	☼	82	42 - 117
Xylenes, Total	3.3	U	69.2	32.9		ug/Kg	☼	48	30 - 131
1,1,1-Trichloroethane	1.7	U	23.1	19.8		ug/Kg	☼	86	51 - 128
1,1,2-Trichloroethane	1.7	U	23.1	19.8		ug/Kg	☼	86	10 - 166
Cyclohexane	3.3	U	23.1	18.6		ug/Kg	☼	80	28 - 118
1,2-Dibromo-3-Chloropropane	3.3	U	23.1	19.1		ug/Kg	☼	83	10 - 153
Ethylene Dibromide	1.7	U	23.1	18.7		ug/Kg	☼	81	45 - 127
Dichlorodifluoromethane	1.7	U	23.1	13.8		ug/Kg	☼	60	17 - 115
cis-1,2-Dichloroethene	1.7	U	23.1	21.3		ug/Kg	☼	92	50 - 119

Method: 8260B - Volatile Organic Compounds (GC/MS) (Continued)

Lab Sample ID: 240-6402-4 MS
Matrix: Solid
Analysis Batch: 26190

Client Sample ID: S-017324-113011-TP-140
Prep Type: Total/NA
Prep Batch: 25953

Analyte	Sample Result	Sample Qualifier	Spike Added	MS Result	MS Qualifier	Unit	D	%Rec	%Rec. Limits
trans-1,2-Dichloroethene	1.7	U	23.1	20.7		ug/Kg	☼	90	50 - 123
Isopropylbenzene	1.7	U	23.1	9.46		ug/Kg	☼	41	21 - 134
Methyl acetate	0.63	J	23.1	27.6		ug/Kg	☼	117	33 - 165
Methyl tert-butyl ether	6.6	U	23.1	25.3		ug/Kg	☼	110	51 - 157
1,1,2-Trichloro-1,2,2-trifluoroethane	1.7	U	23.1	25.3		ug/Kg	☼	110	50 - 147
1,2,4-Trichlorobenzene	1.7	U	23.1	7.85		ug/Kg	☼	34	10 - 111
1,2-Dichlorobenzene	1.7	U	23.1	11.1		ug/Kg	☼	48	17 - 122
1,3-Dichlorobenzene	1.7	U	23.1	9.79		ug/Kg	☼	42	16 - 126
1,4-Dichlorobenzene	1.7	U	23.1	9.46		ug/Kg	☼	41	15 - 121
Trichlorofluoromethane	1.7	U	23.1	20.7		ug/Kg	☼	90	36 - 142
Chlorodibromomethane	1.7	U	23.1	15.4		ug/Kg	☼	67	29 - 135
Methylcyclohexane	3.3	U	23.1	17.8		ug/Kg	☼	77	20 - 132
m-Xylene & p-Xylene	3.3		46.2	21.0		ug/Kg	☼	45	29 - 131
o-Xylene	1.7		23.1	11.9		ug/Kg	☼	52	29 - 134

Surrogate	*MS %Recovery*	*MS Qualifier*	*Limits*
1,2-Dichloroethane-d4 (Surr)	*103*		*58 - 123*
4-Bromofluorobenzene (Surr)	*105*		*52 - 136*
Toluene-d8 (Surr)	*105*		*67 - 125*
Dibromofluoromethane (Surr)	*111*		*37 - 132*

Lab Sample ID: 240-6402-4 MSD
Matrix: Solid
Analysis Batch: 26056

Client Sample ID: S-017324-113011-TP-140
Prep Type: Total/NA
Prep Batch: 25953

Analyte	Sample Result	Sample Qualifier	Spike Added	MSD Result	MSD Qualifier	Unit	D	%Rec	%Rec. Limits	RPD	RPD Limit
Acetone	12	U	49.2	59.9		ug/Kg	☼	122	24 - 140	15	30
Benzene	3.0	U	24.6	27.4		ug/Kg	☼	112	53 - 118	23	30
Dichlorobromomethane	3.0	U	24.6	22.2		ug/Kg	☼	90	35 - 132	7	30
Bromoform	3.0	U	24.6	16.4		ug/Kg	☼	67	18 - 129	15	30
Bromomethane	3.0	U	24.6	131	E F	ug/Kg	☼	534	33 - 130	142	30
2-Butanone (MEK)	12	U	49.2	52.7		ug/Kg	☼	107	30 - 143	3	30
Carbon disulfide	3.0	U	24.6	31.5	F	ug/Kg	☼	128	20 - 151	54	30
Carbon tetrachloride	3.0	U	24.6	32.0	F	ug/Kg	☼	130	32 - 137	46	30
Chlorobenzene	3.0	U	24.6	17.7		ug/Kg	☼	72	37 - 116	9	30
Chloroethane	3.0	U *	24.6	117	E F	ug/Kg	☼	475	45 - 118	150	30
Chloroform	3.0	U	24.6	29.1		ug/Kg	☼	118	53 - 119	13	30
Chloromethane	3.0	U	24.6	43.6	F	ug/Kg	☼	177	34 - 117	65	30
1,1-Dichloroethane	3.0	U	24.6	32.4	F	ug/Kg	☼	132	54 - 122	24	30
1,2-Dichloroethane	0.58	J	24.6	26.3		ug/Kg	☼	104	49 - 123	1	30
1,1-Dichloroethene	3.0	U	24.6	34.1	F	ug/Kg	☼	139	49 - 157	55	30
1,2-Dichloropropane	3.0	U	24.6	26.8		ug/Kg	☼	109	61 - 117	12	30
cis-1,3-Dichloropropene	3.0	U	24.6	20.3		ug/Kg	☼	82	27 - 133	6	30
trans-1,3-Dichloropropene	3.0	U	24.6	18.0		ug/Kg	☼	73	28 - 137	24	30
Ethylbenzene	3.0	U	24.6	17.8		ug/Kg	☼	72	30 - 131	23	30
2-Hexanone	12	U	49.2	57.8		ug/Kg	☼	118	37 - 147	6	30
Methylene Chloride	3.0	U	24.6	31.0	F	ug/Kg	☼	126	54 - 115	27	30
4-Methyl-2-pentanone (MIBK)	12	U	49.2	53.8		ug/Kg	☼	109	43 - 147	2	30
Styrene	3.0	U	24.6	14.4		ug/Kg	☼	59	27 - 127	5	30

Method: 8260B - Volatile Organic Compounds (GC/MS) (Continued)

Lab Sample ID: 240-6402-4 MSD
Matrix: Solid
Analysis Batch: 26056

Client Sample ID: S-017324-113011-TP-140
Prep Type: Total/NA
Prep Batch: 25953

Analyte	Sample Result	Sample Qualifier	Spike Added	MSD Result	MSD Qualifier	Unit	D	%Rec	%Rec. Limits	RPD	RPD Limit
1,1,2,2-Tetrachloroethane	3.0	U	24.6	27.0		ug/Kg	☼	110	16 - 179	5	30
Tetrachloroethene	3.0	U	24.6	21.6	F	ug/Kg	☼	88	31 - 135	32	30
Toluene	0.54	J	24.6	23.2		ug/Kg	☼	92	39 - 129	20	30
Trichloroethene	3.0	U	24.6	24.3		ug/Kg	☼	99	10 - 177	21	30
Vinyl chloride	3.0	U	24.6	49.2	F	ug/Kg	☼	200	42 - 117	77	30
Xylenes, Total	6.1	U	73.8	47.1		ug/Kg	☼	64	30 - 131	13	30
1,1,1-Trichloroethane	3.0	U	24.6	38.8	F	ug/Kg	☼	158	51 - 128	50	30
1,1,2-Trichloroethane	3.0	U	24.6	24.7		ug/Kg	☼	101	10 - 166	3	30
Cyclohexane	6.1	U *	24.6	42.3	F	ug/Kg	☼	172	28 - 118	64	30
1,2-Dibromo-3-Chloropropane	6.1	U	24.6	20.1		ug/Kg	☼	82	10 - 153	13	30
Ethylene Dibromide	3.0	U	24.6	22.7		ug/Kg	☼	92	45 - 127	7	30
Dichlorodifluoromethane	3.0	U	24.6	40.6	F	ug/Kg	☼	165	17 - 115	88	30
cis-1,2-Dichloroethene	3.0	U	24.6	29.5	F	ug/Kg	☼	120	50 - 119	18	30
trans-1,2-Dichloroethene	3.0	U	24.6	35.0	F	ug/Kg	☼	142	50 - 123	39	30
Isopropylbenzene	3.0	U	24.6	14.9		ug/Kg	☼	60	21 - 134	22	30
Methyl acetate	6.1	U	24.6	35.7		ug/Kg	☼	145	33 - 165	2	30
Methyl tert-butyl ether	12	U	24.6	33.3		ug/Kg	☼	135	51 - 157	11	30
1,1,2-Trichloro-1,2,2-trifluoroethane	3.0	U *	24.6	44.6	F	ug/Kg	☼	181	50 - 147	69	30
1,2,4-Trichlorobenzene	3.0	U	24.6	8.61		ug/Kg	☼	35	10 - 111	24	30
1,2-Dichlorobenzene	3.0	U	24.6	14.1		ug/Kg	☼	57	17 - 122	0	30
1,3-Dichlorobenzene	3.0	U	24.6	13.5		ug/Kg	☼	55	16 - 126	7	30
1,4-Dichlorobenzene	3.0	U	24.6	12.7		ug/Kg	☼	52	15 - 121	3	30
Trichlorofluoromethane	3.0	U	24.6	45.6	F	ug/Kg	☼	186	36 - 142	62	30
Chlorodibromomethane	3.0	U	24.6	16.4		ug/Kg	☼	67	29 - 135	23	30
Methylcyclohexane	6.1	U	24.6	35.6	F	ug/Kg	☼	145	20 - 132	54	30
m-Xylene & p-Xylene	6.1		49.2	30.6		ug/Kg	☼	62	29 - 131	14	30
o-Xylene	3.0		24.6	16.5		ug/Kg	☼	67	29 - 134	12	30

Surrogate	*MSD %Recovery*	*MSD Qualifier*	*Limits*
1,2-Dichloroethane-d4 (Surr)	*105*		*58 - 123*
4-Bromofluorobenzene (Surr)	*121*		*52 - 136*
Toluene-d8 (Surr)	*108*		*67 - 125*
Dibromofluoromethane (Surr)	*96*		*37 - 132*

Lab Sample ID: 240-6402-4 MSD
Matrix: Solid
Analysis Batch: 26190

Client Sample ID: S-017324-113011-TP-140
Prep Type: Total/NA
Prep Batch: 25953

Analyte	Sample Result	Sample Qualifier	Spike Added	MSD Result	MSD Qualifier	Unit	D	%Rec	%Rec. Limits	RPD	RPD Limit
Acetone	6.6	U	42.0	29.1	F	ug/Kg	☼	69	24 - 140	35	30
Benzene	1.7	U	21.0	13.6		ug/Kg	☼	65	53 - 118	26	30
Dichlorobromomethane	1.7	U	21.0	14.9		ug/Kg	☼	71	35 - 132	19	30
Bromoform	1.7	U	21.0	10.8	F	ug/Kg	☼	51	18 - 129	35	30
Bromomethane	1.7	U	21.0	12.1	F	ug/Kg	☼	58	33 - 130	45	30
2-Butanone (MEK)	6.6	U	42.0	33.4		ug/Kg	☼	79	30 - 143	10	30
Carbon disulfide	1.7	U	21.0	10.2	F	ug/Kg	☼	48	20 - 151	40	30
Carbon tetrachloride	1.7	U	21.0	11.6	F	ug/Kg	☼	55	32 - 137	36	30
Chlorobenzene	1.7	U	21.0	9.33	F	ug/Kg	☼	44	37 - 116	31	30
Chloroethane	1.7	U	21.0	11.1	F	ug/Kg	☼	53	45 - 118	59	30

Method: 8260B - Volatile Organic Compounds (GC/MS) (Continued)

Lab Sample ID: 240-6402-4 MSD
Matrix: Solid
Analysis Batch: 26190

Client Sample ID: S-017324-113011-TP-140
Prep Type: Total/NA
Prep Batch: 25953

Analyte	Sample Result	Sample Qualifier	Spike Added	MSD Result	MSD Qualifier	Unit	D	%Rec	%Rec. Limits	RPD	RPD Limit
Chloroform	1.7	U	21.0	14.9	F	ug/Kg	☼	71	53 - 119	38	30
Chloromethane	1.7	U	21.0	12.9	F	ug/Kg	☼	62	34 - 117	41	30
1,1-Dichloroethane	1.7	U	21.0	14.8	F	ug/Kg	☼	71	54 - 122	39	30
1,2-Dichloroethane	0.29	J	21.0	15.9		ug/Kg	☼	74	49 - 123	24	30
1,1-Dichloroethene	1.7	U	21.0	11.9	F	ug/Kg	☼	57	49 - 157	60	30
1,2-Dichloropropane	1.7	U	21.0	14.8		ug/Kg	☼	70	61 - 117	20	30
cis-1,3-Dichloropropene	1.7	U	21.0	14.3		ug/Kg	☼	68	27 - 133	9	30
trans-1,3-Dichloropropene	1.7	U	21.0	14.6		ug/Kg	☼	69	28 - 137	11	30
Ethylbenzene	1.7	U	21.0	8.11	F	ug/Kg	☼	39	30 - 131	32	30
2-Hexanone	6.6	U	42.0	35.6		ug/Kg	☼	85	37 - 147	14	30
Methylene Chloride	1.7	U	21.0	12.3	F	ug/Kg	☼	59	54 - 115	49	30
4-Methyl-2-pentanone (MIBK)	6.6	U	42.0	34.7		ug/Kg	☼	83	43 - 147	22	30
Styrene	1.7	U	21.0	8.03	F	ug/Kg	☼	38	27 - 127	37	30
1,1,2,2-Tetrachloroethane	1.7	U	21.0	16.2		ug/Kg	☼	77	16 - 179	25	30
Tetrachloroethene	1.7	U	21.0	9.21		ug/Kg	☼	44	31 - 135	24	30
Toluene	0.33	J	21.0	11.9		ug/Kg	☼	55	39 - 129	22	30
Trichloroethene	1.7	U	21.0	12.4		ug/Kg	☼	59	10 - 177	17	30
Vinyl chloride	1.7	U	21.0	12.5	F	ug/Kg	☼	60	42 - 117	41	30
Xylenes, Total	3.3	U	63.1	22.6	F	ug/Kg	☼	36	30 - 131	37	30
1,1,1-Trichloroethane	1.7	U	21.0	13.7	F	ug/Kg	☼	65	51 - 128	36	30
1,1,2-Trichloroethane	1.7	U	21.0	16.3		ug/Kg	☼	77	10 - 166	20	30
Cyclohexane	3.3	U	21.0	12.6	F	ug/Kg	☼	60	28 - 118	38	30
1,2-Dibromo-3-Chloropropane	3.3	U	21.0	13.1	F	ug/Kg	☼	62	10 - 153	37	30
Ethylene Dibromide	1.7	U	21.0	15.2		ug/Kg	☼	72	45 - 127	21	30
Dichlorodifluoromethane	1.7	U	21.0	10.4		ug/Kg	☼	50	17 - 115	28	30
cis-1,2-Dichloroethene	1.7	U	21.0	14.3	F	ug/Kg	☼	68	50 - 119	39	30
trans-1,2-Dichloroethene	1.7	U	21.0	13.8	F	ug/Kg	☼	66	50 - 123	40	30
Isopropylbenzene	1.7	U	21.0	6.43	F	ug/Kg	☼	31	21 - 134	38	30
Methyl acetate	0.63	J	21.0	20.3		ug/Kg	☼	94	33 - 165	30	30
Methyl tert-butyl ether	6.6	U	21.0	16.2	F	ug/Kg	☼	77	51 - 157	44	30
1,1,2-Trichloro-1,2,2-trifluoroethane	1.7	U	21.0	13.0	F	ug/Kg	☼	62	50 - 147	64	30
1,2,4-Trichlorobenzene	1.7	U	21.0	4.54	F	ug/Kg	☼	22	10 - 111	53	30
1,2-Dichlorobenzene	1.7	U	21.0	6.68	F	ug/Kg	☼	32	17 - 122	49	30
1,3-Dichlorobenzene	1.7	U	21.0	6.01	F	ug/Kg	☼	29	16 - 126	48	30
1,4-Dichlorobenzene	1.7	U	21.0	5.84	F	ug/Kg	☼	28	15 - 121	47	30
Trichlorofluoromethane	1.7	U	21.0	13.7	F	ug/Kg	☼	65	36 - 142	41	30
Chlorodibromomethane	1.7	U	21.0	12.3		ug/Kg	☼	59	29 - 135	22	30
Methylcyclohexane	3.3	U	21.0	12.2	F	ug/Kg	☼	58	20 - 132	37	30
m-Xylene & p-Xylene	3.3		42.0	14.7	F	ug/Kg	☼	35	29 - 131	35	30
o-Xylene	1.7		21.0	7.94	F	ug/Kg	☼	38	29 - 134	40	30

Surrogate	*MSD %Recovery*	*MSD Qualifier*	*Limits*
1,2-Dichloroethane-d4 (Surr)	*101*		*58 - 123*
4-Bromofluorobenzene (Surr)	*114*		*52 - 136*
Toluene-d8 (Surr)	*105*		*67 - 125*
Dibromofluoromethane (Surr)	*95*		*37 - 132*

Method: 8260B - Volatile Organic Compounds (GC/MS) (Continued)

Lab Sample ID: MB 240-26056/6
Matrix: Solid
Analysis Batch: 26056

Client Sample ID: Method Blank
Prep Type: Total/NA

Analyte	MB Result	MB Qualifier	RL	MDL	Unit	D	Prepared	Analyzed	Dil Fac
Acetone	12.7	J	20	6.3	ug/Kg			12/08/11 14:06	1
Benzene	5.0	U	5.0	0.23	ug/Kg			12/08/11 14:06	1
Dichlorobromomethane	5.0	U	5.0	0.28	ug/Kg			12/08/11 14:06	1
Bromoform	5.0	U	5.0	0.33	ug/Kg			12/08/11 14:06	1
Bromomethane	5.0	U	5.0	0.54	ug/Kg			12/08/11 14:06	1
2-Butanone (MEK)	20	U	20	1.4	ug/Kg			12/08/11 14:06	1
Carbon disulfide	0.884	J	5.0	0.44	ug/Kg			12/08/11 14:06	1
Carbon tetrachloride	5.0	U	5.0	0.37	ug/Kg			12/08/11 14:06	1
Chlorobenzene	5.0	U	5.0	0.33	ug/Kg			12/08/11 14:06	1
Chloroethane	5.0	U	5.0	0.86	ug/Kg			12/08/11 14:06	1
Chloroform	5.0	U	5.0	0.29	ug/Kg			12/08/11 14:06	1
Chloromethane	5.0	U	5.0	0.41	ug/Kg			12/08/11 14:06	1
1,1-Dichloroethane	5.0	U	5.0	0.36	ug/Kg			12/08/11 14:06	1
1,2-Dichloroethane	5.0	U	5.0	0.34	ug/Kg			12/08/11 14:06	1
1,1-Dichloroethene	5.0	U	5.0	0.52	ug/Kg			12/08/11 14:06	1
1,2-Dichloropropane	5.0	U	5.0	0.69	ug/Kg			12/08/11 14:06	1
cis-1,3-Dichloropropene	5.0	U	5.0	0.34	ug/Kg			12/08/11 14:06	1
trans-1,3-Dichloropropene	5.0	U	5.0	0.54	ug/Kg			12/08/11 14:06	1
Ethylbenzene	5.0	U	5.0	0.26	ug/Kg			12/08/11 14:06	1
2-Hexanone	20	U	20	0.63	ug/Kg			12/08/11 14:06	1
Methylene Chloride	2.14	J	5.0	0.67	ug/Kg			12/08/11 14:06	1
4-Methyl-2-pentanone (MIBK)	20	U	20	0.54	ug/Kg			12/08/11 14:06	1
Styrene	5.0	U	5.0	0.15	ug/Kg			12/08/11 14:06	1
1,1,2,2-Tetrachloroethane	5.0	U	5.0	0.34	ug/Kg			12/08/11 14:06	1
Tetrachloroethene	5.0	U	5.0	0.52	ug/Kg			12/08/11 14:06	1
Toluene	5.0	U	5.0	0.27	ug/Kg			12/08/11 14:06	1
Trichloroethene	5.0	U	5.0	0.42	ug/Kg			12/08/11 14:06	1
Vinyl chloride	5.0	U	5.0	0.39	ug/Kg			12/08/11 14:06	1
Xylenes, Total	10	U	10	0.67	ug/Kg			12/08/11 14:06	1
1,1,1-Trichloroethane	5.0	U	5.0	0.56	ug/Kg			12/08/11 14:06	1
1,1,2-Trichloroethane	5.0	U	5.0	0.39	ug/Kg			12/08/11 14:06	1
Cyclohexane	10	U	10	0.33	ug/Kg			12/08/11 14:06	1
1,2-Dibromo-3-Chloropropane	10	U	10	1.3	ug/Kg			12/08/11 14:06	1
Ethylene Dibromide	5.0	U	5.0	0.50	ug/Kg			12/08/11 14:06	1
Dichlorodifluoromethane	5.0	U	5.0	0.50	ug/Kg			12/08/11 14:06	1
cis-1,2-Dichloroethene	5.0	U	5.0	0.36	ug/Kg			12/08/11 14:06	1
trans-1,2-Dichloroethene	5.0	U	5.0	0.41	ug/Kg			12/08/11 14:06	1
Isopropylbenzene	5.0	U	5.0	0.16	ug/Kg			12/08/11 14:06	1
Methyl acetate	10	U	10	1.4	ug/Kg			12/08/11 14:06	1
Methyl tert-butyl ether	20	U	20	0.43	ug/Kg			12/08/11 14:06	1
1,1,2-Trichloro-1,2,2-trifluoroethane	5.0	U	5.0	1.3	ug/Kg			12/08/11 14:06	1
1,2,4-Trichlorobenzene	0.401	J	5.0	0.27	ug/Kg			12/08/11 14:06	1
1,2-Dichlorobenzene	5.0	U	5.0	0.36	ug/Kg			12/08/11 14:06	1
1,3-Dichlorobenzene	5.0	U	5.0	0.35	ug/Kg			12/08/11 14:06	1
1,4-Dichlorobenzene	5.0	U	5.0	0.66	ug/Kg			12/08/11 14:06	1
Trichlorofluoromethane	5.0	U	5.0	0.34	ug/Kg			12/08/11 14:06	1
Chlorodibromomethane	5.0	U	5.0	0.55	ug/Kg			12/08/11 14:06	1
Methylcyclohexane	10	U	10	0.31	ug/Kg			12/08/11 14:06	1

Method: 8260B - Volatile Organic Compounds (GC/MS) (Continued)

Lab Sample ID: MB 240-26056/6
Matrix: Solid
Analysis Batch: 26056

Client Sample ID: Method Blank
Prep Type: Total/NA

Surrogate	MB %Recovery	MB Qualifier	Limits	Prepared	Analyzed	Dil Fac
1,2-Dichloroethane-d4 (Surr)	108		58 - 123		12/08/11 14:06	1
4-Bromofluorobenzene (Surr)	104		52 - 136		12/08/11 14:06	1
Toluene-d8 (Surr)	104		67 - 125		12/08/11 14:06	1
Dibromofluoromethane (Surr)	105		37 - 132		12/08/11 14:06	1

Lab Sample ID: LCS 240-26056/5
Matrix: Solid
Analysis Batch: 26056

Client Sample ID: Lab Control Sample
Prep Type: Total/NA

Analyte	Spike Added	LCS Result	LCS Qualifier	Unit	D	%Rec	%Rec. Limits
Acetone	100	90.6		ug/Kg		91	41 - 137
Benzene	50.0	50.2		ug/Kg		100	79 - 112
Dichlorobromomethane	50.0	50.7		ug/Kg		101	84 - 122
Bromoform	50.0	44.0		ug/Kg		88	62 - 133
Bromomethane	50.0	49.5		ug/Kg		99	42 - 136
2-Butanone (MEK)	100	79.1		ug/Kg		79	52 - 131
Carbon disulfide	50.0	50.2		ug/Kg		100	62 - 146
Carbon tetrachloride	50.0	53.0		ug/Kg		106	71 - 129
Chlorobenzene	50.0	46.8		ug/Kg		94	78 - 110
Chloroethane	50.0	70.8	*	ug/Kg		142	58 - 117
Chloroform	50.0	55.7		ug/Kg		111	77 - 114
Chloromethane	50.0	50.9		ug/Kg		102	50 - 110
1,1-Dichloroethane	50.0	56.6		ug/Kg		113	76 - 115
1,2-Dichloroethane	50.0	47.7		ug/Kg		95	72 - 120
1,1-Dichloroethene	50.0	63.0		ug/Kg		126	75 - 135
1,2-Dichloropropane	50.0	49.2		ug/Kg		98	87 - 113
cis-1,3-Dichloropropene	50.0	45.3		ug/Kg		91	74 - 128
trans-1,3-Dichloropropene	50.0	44.3		ug/Kg		89	73 - 131
Ethylbenzene	50.0	49.9		ug/Kg		100	79 - 117
2-Hexanone	100	84.2		ug/Kg		84	64 - 136
Methylene Chloride	50.0	55.6		ug/Kg		111	75 - 118
4-Methyl-2-pentanone (MIBK)	100	90.5		ug/Kg		91	67 - 135
Styrene	50.0	51.6		ug/Kg		103	87 - 117
1,1,2,2-Tetrachloroethane	50.0	43.2		ug/Kg		86	77 - 123
Tetrachloroethene	50.0	48.6		ug/Kg		97	79 - 114
Toluene	50.0	46.8		ug/Kg		94	75 - 111
Trichloroethene	50.0	49.1		ug/Kg		98	79 - 113
Vinyl chloride	50.0	50.5		ug/Kg		101	57 - 114
Xylenes, Total	150	153		ug/Kg		102	80 - 118
1,1,1-Trichloroethane	50.0	60.4		ug/Kg		121	77 - 126
1,1,2-Trichloroethane	50.0	46.3		ug/Kg		93	83 - 112
Cyclohexane	50.0	58.8	*	ug/Kg		118	66 - 110
1,2-Dibromo-3-Chloropropane	50.0	46.3		ug/Kg		93	61 - 132
Ethylene Dibromide	50.0	45.6		ug/Kg		91	83 - 117
Dichlorodifluoromethane	50.0	36.8		ug/Kg		74	26 - 113
cis-1,2-Dichloroethene	50.0	56.3		ug/Kg		113	76 - 113
trans-1,2-Dichloroethene	50.0	57.9		ug/Kg		116	78 - 117
Isopropylbenzene	50.0	55.3		ug/Kg		111	76 - 122
Methyl acetate	50.0	49.5		ug/Kg		99	57 - 130

Method: 8260B - Volatile Organic Compounds (GC/MS) (Continued)

Lab Sample ID: LCS 240-26056/5
Matrix: Solid
Analysis Batch: 26056

Client Sample ID: Lab Control Sample
Prep Type: Total/NA

Analyte	Spike Added	LCS Result	LCS Qualifier	Unit	D	%Rec	%Rec. Limits
Methyl tert-butyl ether	50.0	55.4		ug/Kg		111	49 - 165
1,1,2-Trichloro-1,2,2-trifluoroethane	50.0	70.1	*	ug/Kg		140	82 - 138
1,2,4-Trichlorobenzene	50.0	46.1		ug/Kg		92	64 - 124
1,2-Dichlorobenzene	50.0	47.3		ug/Kg		95	76 - 110
1,3-Dichlorobenzene	50.0	47.6		ug/Kg		95	78 - 111
1,4-Dichlorobenzene	50.0	46.3		ug/Kg		93	75 - 110
Trichlorofluoromethane	50.0	58.7		ug/Kg		117	57 - 146
Chlorodibromomethane	50.0	42.0		ug/Kg		84	72 - 127
Methylcyclohexane	50.0	58.6		ug/Kg		117	70 - 126
m-Xylene & p-Xylene	100	101		ug/Kg		101	80 - 117
o-Xylene	50.0	52.0		ug/Kg		104	80 - 120

Surrogate	*LCS %Recovery*	*LCS Qualifier*	*Limits*
1,2-Dichloroethane-d4 (Surr)	*105*		*58 - 123*
4-Bromofluorobenzene (Surr)	*92*		*52 - 136*
Toluene-d8 (Surr)	*101*		*67 - 125*
Dibromofluoromethane (Surr)	*112*		*37 - 132*

Lab Sample ID: MB 240-26134/6
Matrix: Solid
Analysis Batch: 26134

Client Sample ID: Method Blank
Prep Type: Total/NA

Analyte	MB Result	MB Qualifier	RL	MDL	Unit	D	Prepared	Analyzed	Dil Fac
Acetone	20	U	20	6.3	ug/Kg			12/09/11 00:53	1
Benzene	5.0	U	5.0	0.23	ug/Kg			12/09/11 00:53	1
Dichlorobromomethane	5.0	U	5.0	0.28	ug/Kg			12/09/11 00:53	1
Bromoform	5.0	U	5.0	0.33	ug/Kg			12/09/11 00:53	1
Bromomethane	5.0	U	5.0	0.54	ug/Kg			12/09/11 00:53	1
2-Butanone (MEK)	20	U	20	1.4	ug/Kg			12/09/11 00:53	1
Carbon disulfide	5.0	U	5.0	0.44	ug/Kg			12/09/11 00:53	1
Carbon tetrachloride	5.0	U	5.0	0.37	ug/Kg			12/09/11 00:53	1
Chlorobenzene	5.0	U	5.0	0.33	ug/Kg			12/09/11 00:53	1
Chloroethane	5.0	U	5.0	0.86	ug/Kg			12/09/11 00:53	1
Chloroform	5.0	U	5.0	0.29	ug/Kg			12/09/11 00:53	1
Chloromethane	5.0	U	5.0	0.41	ug/Kg			12/09/11 00:53	1
1,1-Dichloroethane	5.0	U	5.0	0.36	ug/Kg			12/09/11 00:53	1
1,2-Dichloroethane	5.0	U	5.0	0.34	ug/Kg			12/09/11 00:53	1
1,1-Dichloroethene	5.0	U	5.0	0.52	ug/Kg			12/09/11 00:53	1
1,2-Dichloropropane	5.0	U	5.0	0.69	ug/Kg			12/09/11 00:53	1
cis-1,3-Dichloropropene	5.0	U	5.0	0.34	ug/Kg			12/09/11 00:53	1
trans-1,3-Dichloropropene	5.0	U	5.0	0.54	ug/Kg			12/09/11 00:53	1
Ethylbenzene	5.0	U	5.0	0.26	ug/Kg			12/09/11 00:53	1
2-Hexanone	20	U	20	0.63	ug/Kg			12/09/11 00:53	1
Methylene Chloride	5.0	U	5.0	0.67	ug/Kg			12/09/11 00:53	1
4-Methyl-2-pentanone (MIBK)	20	U	20	0.54	ug/Kg			12/09/11 00:53	1
Styrene	5.0	U	5.0	0.15	ug/Kg			12/09/11 00:53	1
1,1,2,2-Tetrachloroethane	5.0	U	5.0	0.34	ug/Kg			12/09/11 00:53	1
Tetrachloroethene	5.0	U	5.0	0.52	ug/Kg			12/09/11 00:53	1
Toluene	5.0	U	5.0	0.27	ug/Kg			12/09/11 00:53	1

Method: 8260B - Volatile Organic Compounds (GC/MS) (Continued)

Lab Sample ID: MB 240-26134/6
Matrix: Solid
Analysis Batch: 26134

Client Sample ID: Method Blank
Prep Type: Total/NA

Analyte	MB Result	MB Qualifier	RL	MDL	Unit	D	Prepared	Analyzed	Dil Fac
Trichloroethene	5.0	U	5.0	0.42	ug/Kg			12/09/11 00:53	1
Vinyl chloride	5.0	U	5.0	0.39	ug/Kg			12/09/11 00:53	1
Xylenes, Total	10	U	10	0.67	ug/Kg			12/09/11 00:53	1
1,1,1-Trichloroethane	5.0	U	5.0	0.56	ug/Kg			12/09/11 00:53	1
1,1,2-Trichloroethane	5.0	U	5.0	0.39	ug/Kg			12/09/11 00:53	1
Cyclohexane	10	U	10	0.33	ug/Kg			12/09/11 00:53	1
1,2-Dibromo-3-Chloropropane	10	U	10	1.3	ug/Kg			12/09/11 00:53	1
Ethylene Dibromide	5.0	U	5.0	0.50	ug/Kg			12/09/11 00:53	1
Dichlorodifluoromethane	5.0	U	5.0	0.50	ug/Kg			12/09/11 00:53	1
cis-1,2-Dichloroethene	5.0	U	5.0	0.36	ug/Kg			12/09/11 00:53	1
trans-1,2-Dichloroethene	5.0	U	5.0	0.41	ug/Kg			12/09/11 00:53	1
Isopropylbenzene	5.0	U	5.0	0.16	ug/Kg			12/09/11 00:53	1
Methyl acetate	10	U	10	1.4	ug/Kg			12/09/11 00:53	1
Methyl tert-butyl ether	20	U	20	0.43	ug/Kg			12/09/11 00:53	1
1,1,2-Trichloro-1,2,2-trifluoroethane	5.0	U	5.0	1.3	ug/Kg			12/09/11 00:53	1
1,2,4-Trichlorobenzene	0.527	J	5.0	0.27	ug/Kg			12/09/11 00:53	1
1,2-Dichlorobenzene	5.0	U	5.0	0.36	ug/Kg			12/09/11 00:53	1
1,3-Dichlorobenzene	5.0	U	5.0	0.35	ug/Kg			12/09/11 00:53	1
1,4-Dichlorobenzene	5.0	U	5.0	0.66	ug/Kg			12/09/11 00:53	1
Trichlorofluoromethane	5.0	U	5.0	0.34	ug/Kg			12/09/11 00:53	1
Chlorodibromomethane	5.0	U	5.0	0.55	ug/Kg			12/09/11 00:53	1
Methylcyclohexane	10	U	10	0.31	ug/Kg			12/09/11 00:53	1

Surrogate	*MB %Recovery*	*MB Qualifier*	*Limits*	*Prepared*	*Analyzed*	*Dil Fac*
1,2-Dichloroethane-d4 (Surr)	*91*		*58 - 123*		*12/09/11 00:53*	*1*
4-Bromofluorobenzene (Surr)	*99*		*52 - 136*		*12/09/11 00:53*	*1*
Toluene-d8 (Surr)	*107*		*67 - 125*		*12/09/11 00:53*	*1*
Dibromofluoromethane (Surr)	*98*		*37 - 132*		*12/09/11 00:53*	*1*

Lab Sample ID: LCS 240-26134/5
Matrix: Solid
Analysis Batch: 26134

Client Sample ID: Lab Control Sample
Prep Type: Total/NA

Analyte	Spike Added	LCS Result	LCS Qualifier	Unit	D	%Rec	%Rec. Limits
Acetone	100	93.8		ug/Kg		94	41 - 137
Benzene	50.0	49.6		ug/Kg		99	79 - 112
Dichlorobromomethane	50.0	44.8		ug/Kg		90	84 - 122
Bromoform	50.0	44.6		ug/Kg		89	62 - 133
Bromomethane	50.0	41.3		ug/Kg		83	42 - 136
2-Butanone (MEK)	100	106		ug/Kg		106	52 - 131
Carbon disulfide	50.0	46.6		ug/Kg		93	62 - 146
Carbon tetrachloride	50.0	42.8		ug/Kg		86	71 - 129
Chlorobenzene	50.0	48.7		ug/Kg		97	78 - 110
Chloroethane	50.0	37.3		ug/Kg		75	58 - 117
Chloroform	50.0	48.2		ug/Kg		96	77 - 114
Chloromethane	50.0	41.5		ug/Kg		83	50 - 110
1,1-Dichloroethane	50.0	49.1		ug/Kg		98	76 - 115
1,2-Dichloroethane	50.0	45.7		ug/Kg		91	72 - 120
1,1-Dichloroethene	50.0	52.6		ug/Kg		105	75 - 135

Method: 8260B - Volatile Organic Compounds (GC/MS) (Continued)

Lab Sample ID: LCS 240-26134/5
Matrix: Solid
Analysis Batch: 26134

Client Sample ID: Lab Control Sample
Prep Type: Total/NA

Analyte	Spike Added	LCS Result	LCS Qualifier	Unit	D	%Rec	%Rec. Limits
1,2-Dichloropropane	50.0	49.9		ug/Kg		100	87 - 113
cis-1,3-Dichloropropene	50.0	42.0		ug/Kg		84	74 - 128
trans-1,3-Dichloropropene	50.0	42.8		ug/Kg		86	73 - 131
Ethylbenzene	50.0	48.2		ug/Kg		96	79 - 117
2-Hexanone	100	113		ug/Kg		113	64 - 136
Methylene Chloride	50.0	49.3		ug/Kg		99	75 - 118
4-Methyl-2-pentanone (MIBK)	100	106		ug/Kg		106	67 - 135
Styrene	50.0	48.7		ug/Kg		97	87 - 117
1,1,2,2-Tetrachloroethane	50.0	51.2		ug/Kg		102	77 - 123
Tetrachloroethene	50.0	50.5		ug/Kg		101	79 - 114
Toluene	50.0	46.6		ug/Kg		93	75 - 111
Trichloroethene	50.0	49.2		ug/Kg		98	79 - 113
Vinyl chloride	50.0	41.9		ug/Kg		84	57 - 114
Xylenes, Total	150	143		ug/Kg		95	80 - 118
1,1,1-Trichloroethane	50.0	41.5		ug/Kg		83	77 - 126
1,1,2-Trichloroethane	50.0	50.9		ug/Kg		102	83 - 112
Cyclohexane	50.0	46.5		ug/Kg		93	66 - 110
1,2-Dibromo-3-Chloropropane	50.0	43.4		ug/Kg		87	61 - 132
Ethylene Dibromide	50.0	50.3		ug/Kg		101	83 - 117
Dichlorodifluoromethane	50.0	28.8		ug/Kg		58	26 - 113
cis-1,2-Dichloroethene	50.0	50.2		ug/Kg		100	76 - 113
trans-1,2-Dichloroethene	50.0	48.9		ug/Kg		98	78 - 117
Isopropylbenzene	50.0	46.1		ug/Kg		92	76 - 122
Methyl acetate	50.0	51.7		ug/Kg		103	57 - 130
Methyl tert-butyl ether	50.0	43.4		ug/Kg		87	49 - 165
1,1,2-Trichloro-1,2,2-trifluoroethane	50.0	52.7		ug/Kg		105	82 - 138
1,2,4-Trichlorobenzene	50.0	42.5		ug/Kg		85	64 - 124
1,2-Dichlorobenzene	50.0	48.7		ug/Kg		97	76 - 110
1,3-Dichlorobenzene	50.0	48.2		ug/Kg		96	78 - 111
1,4-Dichlorobenzene	50.0	48.0		ug/Kg		96	75 - 110
Trichlorofluoromethane	50.0	43.8		ug/Kg		88	57 - 146
Chlorodibromomethane	50.0	46.1		ug/Kg		92	72 - 127
Methylcyclohexane	50.0	48.7		ug/Kg		97	70 - 126
m-Xylene & p-Xylene	100	95.7		ug/Kg		96	80 - 117
o-Xylene	50.0	47.3		ug/Kg		95	80 - 120

Surrogate	*LCS %Recovery*	*LCS Qualifier*	*Limits*
1,2-Dichloroethane-d4 (Surr)	*89*		*58 - 123*
4-Bromofluorobenzene (Surr)	*96*		*52 - 136*
Toluene-d8 (Surr)	*106*		*67 - 125*
Dibromofluoromethane (Surr)	*99*		*37 - 132*

Lab Sample ID: MB 240-26190/6
Matrix: Solid
Analysis Batch: 26190

Client Sample ID: Method Blank
Prep Type: Total/NA

Analyte	MB Result	MB Qualifier	RL	MDL	Unit	D	Prepared	Analyzed	Dil Fac
Acetone	15.9	J	20	6.3	ug/Kg			12/09/11 11:23	1
Benzene	5.0	U	5.0	0.23	ug/Kg			12/09/11 11:23	1

Method: 8260B - Volatile Organic Compounds (GC/MS) (Continued)

Lab Sample ID: MB 240-26190/6
Matrix: Solid
Analysis Batch: 26190

Client Sample ID: Method Blank
Prep Type: Total/NA

Analyte	MB Result	MB Qualifier	RL	MDL	Unit	D	Prepared	Analyzed	Dil Fac
Dichlorobromomethane	5.0	U	5.0	0.28	ug/Kg			12/09/11 11:23	1
Bromoform	5.0	U	5.0	0.33	ug/Kg			12/09/11 11:23	1
Bromomethane	5.0	U	5.0	0.54	ug/Kg			12/09/11 11:23	1
2-Butanone (MEK)	20	U	20	1.4	ug/Kg			12/09/11 11:23	1
Carbon disulfide	0.889	J	5.0	0.44	ug/Kg			12/09/11 11:23	1
Carbon tetrachloride	5.0	U	5.0	0.37	ug/Kg			12/09/11 11:23	1
Chlorobenzene	5.0	U	5.0	0.33	ug/Kg			12/09/11 11:23	1
Chloroethane	5.0	U	5.0	0.86	ug/Kg			12/09/11 11:23	1
Chloroform	5.0	U	5.0	0.29	ug/Kg			12/09/11 11:23	1
Chloromethane	5.0	U	5.0	0.41	ug/Kg			12/09/11 11:23	1
1,1-Dichloroethane	5.0	U	5.0	0.36	ug/Kg			12/09/11 11:23	1
1,2-Dichloroethane	5.0	U	5.0	0.34	ug/Kg			12/09/11 11:23	1
1,1-Dichloroethene	5.0	U	5.0	0.52	ug/Kg			12/09/11 11:23	1
1,2-Dichloropropane	5.0	U	5.0	0.69	ug/Kg			12/09/11 11:23	1
cis-1,3-Dichloropropene	5.0	U	5.0	0.34	ug/Kg			12/09/11 11:23	1
trans-1,3-Dichloropropene	5.0	U	5.0	0.54	ug/Kg			12/09/11 11:23	1
Ethylbenzene	5.0	U	5.0	0.26	ug/Kg			12/09/11 11:23	1
2-Hexanone	20	U	20	0.63	ug/Kg			12/09/11 11:23	1
Methylene Chloride	1.89	J	5.0	0.67	ug/Kg			12/09/11 11:23	1
4-Methyl-2-pentanone (MIBK)	20	U	20	0.54	ug/Kg			12/09/11 11:23	1
Styrene	5.0	U	5.0	0.15	ug/Kg			12/09/11 11:23	1
1,1,2,2-Tetrachloroethane	5.0	U	5.0	0.34	ug/Kg			12/09/11 11:23	1
Tetrachloroethene	5.0	U	5.0	0.52	ug/Kg			12/09/11 11:23	1
Toluene	5.0	U	5.0	0.27	ug/Kg			12/09/11 11:23	1
Trichloroethene	5.0	U	5.0	0.42	ug/Kg			12/09/11 11:23	1
Vinyl chloride	5.0	U	5.0	0.39	ug/Kg			12/09/11 11:23	1
Xylenes, Total	10	U	10	0.67	ug/Kg			12/09/11 11:23	1
1,1,1-Trichloroethane	5.0	U	5.0	0.56	ug/Kg			12/09/11 11:23	1
1,1,2-Trichloroethane	5.0	U	5.0	0.39	ug/Kg			12/09/11 11:23	1
Cyclohexane	10	U	10	0.33	ug/Kg			12/09/11 11:23	1
1,2-Dibromo-3-Chloropropane	10	U	10	1.3	ug/Kg			12/09/11 11:23	1
Ethylene Dibromide	5.0	U	5.0	0.50	ug/Kg			12/09/11 11:23	1
Dichlorodifluoromethane	5.0	U	5.0	0.50	ug/Kg			12/09/11 11:23	1
cis-1,2-Dichloroethene	5.0	U	5.0	0.36	ug/Kg			12/09/11 11:23	1
trans-1,2-Dichloroethene	5.0	U	5.0	0.41	ug/Kg			12/09/11 11:23	1
Isopropylbenzene	5.0	U	5.0	0.16	ug/Kg			12/09/11 11:23	1
Methyl acetate	10	U	10	1.4	ug/Kg			12/09/11 11:23	1
Methyl tert-butyl ether	20	U	20	0.43	ug/Kg			12/09/11 11:23	1
1,1,2-Trichloro-1,2,2-trifluoroethane	5.0	U	5.0	1.3	ug/Kg			12/09/11 11:23	1
1,2,4-Trichlorobenzene	0.367	J	5.0	0.27	ug/Kg			12/09/11 11:23	1
1,2-Dichlorobenzene	5.0	U	5.0	0.36	ug/Kg			12/09/11 11:23	1
1,3-Dichlorobenzene	5.0	U	5.0	0.35	ug/Kg			12/09/11 11:23	1
1,4-Dichlorobenzene	5.0	U	5.0	0.66	ug/Kg			12/09/11 11:23	1
Trichlorofluoromethane	5.0	U	5.0	0.34	ug/Kg			12/09/11 11:23	1
Chlorodibromomethane	5.0	U	5.0	0.55	ug/Kg			12/09/11 11:23	1
Methylcyclohexane	10	U	10	0.31	ug/Kg			12/09/11 11:23	1

Surrogate	*MB %Recovery*	*MB Qualifier*	*Limits*	*Prepared*	*Analyzed*	*Dil Fac*
1,2-Dichloroethane-d4 (Surr)	*106*		*58 - 123*		*12/09/11 11:23*	*1*

Method: 8260B - Volatile Organic Compounds (GC/MS) (Continued)

Lab Sample ID: MB 240-26190/6
Matrix: Solid
Analysis Batch: 26190

Client Sample ID: Method Blank
Prep Type: Total/NA

Surrogate	MB %Recovery	MB Qualifier	Limits	Prepared	Analyzed	Dil Fac
4-Bromofluorobenzene (Surr)	96		52 - 136		12/09/11 11:23	1
Toluene-d8 (Surr)	101		67 - 125		12/09/11 11:23	1
Dibromofluoromethane (Surr)	105		37 - 132		12/09/11 11:23	1

Lab Sample ID: LCS 240-26190/5
Matrix: Solid
Analysis Batch: 26190

Client Sample ID: Lab Control Sample
Prep Type: Total/NA

Analyte	Spike Added	LCS Result	LCS Qualifier	Unit	D	%Rec	%Rec. Limits
Acetone	100	96.9		ug/Kg		97	41 - 137
Benzene	50.0	50.7		ug/Kg		101	79 - 112
Dichlorobromomethane	50.0	50.5		ug/Kg		101	84 - 122
Bromoform	50.0	43.7		ug/Kg		87	62 - 133
Bromomethane	50.0	45.2		ug/Kg		90	42 - 136
2-Butanone (MEK)	100	86.3		ug/Kg		86	52 - 131
Carbon disulfide	50.0	45.7		ug/Kg		91	62 - 146
Carbon tetrachloride	50.0	49.0		ug/Kg		98	71 - 129
Chlorobenzene	50.0	48.9		ug/Kg		98	78 - 110
Chloroethane	50.0	44.3		ug/Kg		89	58 - 117
Chloroform	50.0	52.7		ug/Kg		105	77 - 114
Chloromethane	50.0	45.2		ug/Kg		90	50 - 110
1,1-Dichloroethane	50.0	51.7		ug/Kg		103	76 - 115
1,2-Dichloroethane	50.0	48.0		ug/Kg		96	72 - 120
1,1-Dichloroethene	50.0	42.0		ug/Kg		84	75 - 135
1,2-Dichloropropane	50.0	48.9		ug/Kg		98	87 - 113
cis-1,3-Dichloropropene	50.0	48.5		ug/Kg		97	74 - 128
trans-1,3-Dichloropropene	50.0	47.9		ug/Kg		96	73 - 131
Ethylbenzene	50.0	49.4		ug/Kg		99	79 - 117
2-Hexanone	100	91.7		ug/Kg		92	64 - 136
Methylene Chloride	50.0	50.7		ug/Kg		101	75 - 118
4-Methyl-2-pentanone (MIBK)	100	91.7		ug/Kg		92	67 - 135
Styrene	50.0	49.7		ug/Kg		99	87 - 117
1,1,2,2-Tetrachloroethane	50.0	51.0		ug/Kg		102	77 - 123
Tetrachloroethene	50.0	49.7		ug/Kg		99	79 - 114
Toluene	50.0	48.2		ug/Kg		96	75 - 111
Trichloroethene	50.0	50.4		ug/Kg		101	79 - 113
Vinyl chloride	50.0	45.6		ug/Kg		91	57 - 114
Xylenes, Total	150	148		ug/Kg		99	80 - 118
1,1,1-Trichloroethane	50.0	54.4		ug/Kg		109	77 - 126
1,1,2-Trichloroethane	50.0	48.9		ug/Kg		98	83 - 112
Cyclohexane	50.0	53.1		ug/Kg		106	66 - 110
1,2-Dibromo-3-Chloropropane	50.0	49.3		ug/Kg		99	61 - 132
Ethylene Dibromide	50.0	48.7		ug/Kg		97	83 - 117
Dichlorodifluoromethane	50.0	33.2		ug/Kg		66	26 - 113
cis-1,2-Dichloroethene	50.0	52.4		ug/Kg		105	76 - 113
trans-1,2-Dichloroethene	50.0	53.0		ug/Kg		106	78 - 117
Isopropylbenzene	50.0	52.1		ug/Kg		104	76 - 122
Methyl acetate	50.0	49.4		ug/Kg		99	57 - 130
Methyl tert-butyl ether	50.0	50.8		ug/Kg		102	49 - 165

Method: 8260B - Volatile Organic Compounds (GC/MS) (Continued)

Lab Sample ID: LCS 240-26190/5
Matrix: Solid
Analysis Batch: 26190

Client Sample ID: Lab Control Sample
Prep Type: Total/NA

Analyte	Spike Added	LCS Result	LCS Qualifier	Unit	D	%Rec	%Rec. Limits
1,1,2-Trichloro-1,2,2-trifluoroethane	50.0	45.6		ug/Kg		91	82 - 138
1,2,4-Trichlorobenzene	50.0	49.2		ug/Kg		98	64 - 124
1,2-Dichlorobenzene	50.0	49.4		ug/Kg		99	76 - 110
1,3-Dichlorobenzene	50.0	50.0		ug/Kg		100	78 - 111
1,4-Dichlorobenzene	50.0	48.1		ug/Kg		96	75 - 110
Trichlorofluoromethane	50.0	53.1		ug/Kg		106	57 - 146
Chlorodibromomethane	50.0	43.1		ug/Kg		86	72 - 127
Methylcyclohexane	50.0	56.3		ug/Kg		113	70 - 126
m-Xylene & p-Xylene	100	98.6		ug/Kg		99	80 - 117
o-Xylene	50.0	49.3		ug/Kg		99	80 - 120

Surrogate	*LCS %Recovery*	*LCS Qualifier*	*Limits*
1,2-Dichloroethane-d4 (Surr)	*100*		*58 - 123*
4-Bromofluorobenzene (Surr)	*104*		*52 - 136*
Toluene-d8 (Surr)	*103*		*67 - 125*
Dibromofluoromethane (Surr)	*104*		*37 - 132*

Method: 8270C - Semivolatile Organic Compounds (GC/MS)

Lab Sample ID: MB 240-25532/21-A
Matrix: Solid
Analysis Batch: 25784

Client Sample ID: Method Blank
Prep Type: Total/NA
Prep Batch: 25532

Analyte	MB Result	MB Qualifier	RL	MDL	Unit	D	Prepared	Analyzed	Dil Fac
1,1'-Biphenyl	50	U	50	27	ug/Kg		12/05/11 10:53	12/07/11 08:53	1
2,2'-oxybis[1-chloropropane]	100	U	100	9.5	ug/Kg		12/05/11 10:53	12/07/11 08:53	1
2,4,5-Trichlorophenol	150	U	150	25	ug/Kg		12/05/11 10:53	12/07/11 08:53	1
2,4,6-Trichlorophenol	150	U	150	80	ug/Kg		12/05/11 10:53	12/07/11 08:53	1
2,4-Dichlorophenol	150	U	150	20	ug/Kg		12/05/11 10:53	12/07/11 08:53	1
2,4-Dimethylphenol	150	U	150	20	ug/Kg		12/05/11 10:53	12/07/11 08:53	1
2,4-Dinitrophenol	330	U	330	80	ug/Kg		12/05/11 10:53	12/07/11 08:53	1
2,4-Dinitrotoluene	200	U	200	27	ug/Kg		12/05/11 10:53	12/07/11 08:53	1
2,6-Dinitrotoluene	200	U	200	21	ug/Kg		12/05/11 10:53	12/07/11 08:53	1
2-Chloronaphthalene	50	U	50	3.3	ug/Kg		12/05/11 10:53	12/07/11 08:53	1
2-Chlorophenol	50	U	50	27	ug/Kg		12/05/11 10:53	12/07/11 08:53	1
2-Methylnaphthalene	6.7	U	6.7	3.3	ug/Kg		12/05/11 10:53	12/07/11 08:53	1
2-Methylphenol	200	U	200	80	ug/Kg		12/05/11 10:53	12/07/11 08:53	1
2-Nitroaniline	200	U	200	9.1	ug/Kg		12/05/11 10:53	12/07/11 08:53	1
2-Nitrophenol	50	U	50	27	ug/Kg		12/05/11 10:53	12/07/11 08:53	1
3,3'-Dichlorobenzidine	100	U	100	18	ug/Kg		12/05/11 10:53	12/07/11 08:53	1
3-Nitroaniline	200	U	200	16	ug/Kg		12/05/11 10:53	12/07/11 08:53	1
4,6-Dinitro-2-methylphenol	150	U	150	80	ug/Kg		12/05/11 10:53	12/07/11 08:53	1
4-Bromophenyl phenyl ether	50	U	50	13	ug/Kg		12/05/11 10:53	12/07/11 08:53	1
4-Chloro-3-methylphenol	150	U	150	21	ug/Kg		12/05/11 10:53	12/07/11 08:53	1
4-Chloroaniline	150	U	150	17	ug/Kg		12/05/11 10:53	12/07/11 08:53	1
4-Chlorophenyl phenyl ether	50	U	50	13	ug/Kg		12/05/11 10:53	12/07/11 08:53	1
4-Nitroaniline	200	U	200	26	ug/Kg		12/05/11 10:53	12/07/11 08:53	1
4-Nitrophenol	330	U	330	80	ug/Kg		12/05/11 10:53	12/07/11 08:53	1

Method: 8270C - Semivolatile Organic Compounds (GC/MS) (Continued)

Lab Sample ID: MB 240-25532/21-A
Matrix: Solid
Analysis Batch: 25784

Client Sample ID: Method Blank
Prep Type: Total/NA
Prep Batch: 25532

Analyte	MB Result	MB Qualifier	RL	MDL	Unit	D	Prepared	Analyzed	Dil Fac
Acenaphthene	6.7	U	6.7	3.3	ug/Kg		12/05/11 10:53	12/07/11 08:53	1
Acenaphthylene	6.7	U	6.7	3.3	ug/Kg		12/05/11 10:53	12/07/11 08:53	1
Acetophenone	100	U	100	9.2	ug/Kg		12/05/11 10:53	12/07/11 08:53	1
Anthracene	6.7	U	6.7	3.3	ug/Kg		12/05/11 10:53	12/07/11 08:53	1
Atrazine	200	U	200	9.1	ug/Kg		12/05/11 10:53	12/07/11 08:53	1
Benzaldehyde	100	U	100	12	ug/Kg		12/05/11 10:53	12/07/11 08:53	1
Benzo[a]anthracene	6.7	U	6.7	3.3	ug/Kg		12/05/11 10:53	12/07/11 08:53	1
Benzo[a]pyrene	6.7	U	6.7	3.3	ug/Kg		12/05/11 10:53	12/07/11 08:53	1
Benzo[b]fluoranthene	6.7	U	6.7	3.3	ug/Kg		12/05/11 10:53	12/07/11 08:53	1
Benzo[g,h,i]perylene	6.7	U	6.7	3.3	ug/Kg		12/05/11 10:53	12/07/11 08:53	1
Benzo[k]fluoranthene	6.7	U	6.7	3.3	ug/Kg		12/05/11 10:53	12/07/11 08:53	1
Bis(2-chloroethoxy)methane	100	U	100	22	ug/Kg		12/05/11 10:53	12/07/11 08:53	1
Bis(2-chloroethyl)ether	100	U	100	2.0	ug/Kg		12/05/11 10:53	12/07/11 08:53	1
Bis(2-ethylhexyl) phthalate	50	U	50	19	ug/Kg		12/05/11 10:53	12/07/11 08:53	1
Butyl benzyl phthalate	50	U	50	10	ug/Kg		12/05/11 10:53	12/07/11 08:53	1
Caprolactam	330	U	330	37	ug/Kg		12/05/11 10:53	12/07/11 08:53	1
Carbazole	50	U	50	27	ug/Kg		12/05/11 10:53	12/07/11 08:53	1
Chrysene	6.7	U	6.7	1.1	ug/Kg		12/05/11 10:53	12/07/11 08:53	1
Dibenz(a,h)anthracene	6.7	U	6.7	3.3	ug/Kg		12/05/11 10:53	12/07/11 08:53	1
Dibenzofuran	50	U	50	3.3	ug/Kg		12/05/11 10:53	12/07/11 08:53	1
Diethyl phthalate	50	U	50	16	ug/Kg		12/05/11 10:53	12/07/11 08:53	1
Dimethyl phthalate	50	U	50	17	ug/Kg		12/05/11 10:53	12/07/11 08:53	1
Di-n-butyl phthalate	50	U	50	15	ug/Kg		12/05/11 10:53	12/07/11 08:53	1
Di-n-octyl phthalate	50	U	50	27	ug/Kg		12/05/11 10:53	12/07/11 08:53	1
Fluoranthene	6.7	U	6.7	3.3	ug/Kg		12/05/11 10:53	12/07/11 08:53	1
Fluorene	6.7	U	6.7	3.3	ug/Kg		12/05/11 10:53	12/07/11 08:53	1
Hexachlorobenzene	6.7	U	6.7	2.1	ug/Kg		12/05/11 10:53	12/07/11 08:53	1
Hexachlorobutadiene	50	U	50	27	ug/Kg		12/05/11 10:53	12/07/11 08:53	1
Hexachlorocyclopentadiene	330	U	330	27	ug/Kg		12/05/11 10:53	12/07/11 08:53	1
Hexachloroethane	50	U	50	9.0	ug/Kg		12/05/11 10:53	12/07/11 08:53	1
Indeno[1,2,3-cd]pyrene	6.7	U	6.7	3.3	ug/Kg		12/05/11 10:53	12/07/11 08:53	1
Isophorone	50	U	50	13	ug/Kg		12/05/11 10:53	12/07/11 08:53	1
Naphthalene	6.7	U	6.7	3.3	ug/Kg		12/05/11 10:53	12/07/11 08:53	1
Nitrobenzene	100	U	100	2.2	ug/Kg		12/05/11 10:53	12/07/11 08:53	1
N-Nitrosodi-n-propylamine	50	U	50	27	ug/Kg		12/05/11 10:53	12/07/11 08:53	1
N-Nitrosodiphenylamine	50	U	50	21	ug/Kg		12/05/11 10:53	12/07/11 08:53	1
Pentachlorophenol	150	U	150	80	ug/Kg		12/05/11 10:53	12/07/11 08:53	1
Phenol	50	U	50	27	ug/Kg		12/05/11 10:53	12/07/11 08:53	1
Phenanthrene	6.7	U	6.7	3.3	ug/Kg		12/05/11 10:53	12/07/11 08:53	1
Pyrene	6.7	U	6.7	3.3	ug/Kg		12/05/11 10:53	12/07/11 08:53	1
3 & 4 Methylphenol	400	U	400	20	ug/Kg		12/05/11 10:53	12/07/11 08:53	1

Surrogate	*MB %Recovery*	*MB Qualifier*	*Limits*	*Prepared*	*Analyzed*	*Dil Fac*
2-Fluorobiphenyl (Surr)	*58*		*34 - 110*	*12/05/11 10:53*	*12/07/11 08:53*	*1*
2-Fluorophenol (Surr)	*66*		*26 - 110*	*12/05/11 10:53*	*12/07/11 08:53*	*1*
2,4,6-Tribromophenol (Surr)	*58*		*10 - 118*	*12/05/11 10:53*	*12/07/11 08:53*	*1*
Nitrobenzene-d5 (Surr)	*63*		*24 - 112*	*12/05/11 10:53*	*12/07/11 08:53*	*1*
Phenol-d5 (Surr)	*64*		*28 - 110*	*12/05/11 10:53*	*12/07/11 08:53*	*1*
Terphenyl-d14 (Surr)	*71*		*41 - 119*	*12/05/11 10:53*	*12/07/11 08:53*	*1*

Method: 8270C - Semivolatile Organic Compounds (GC/MS) (Continued)

Lab Sample ID: LCS 240-25532/22-A
Matrix: Solid
Analysis Batch: 25784

Client Sample ID: Lab Control Sample
Prep Type: Total/NA
Prep Batch: 25532

Analyte	Spike Added	LCS Result	LCS Qualifier	Unit	D	%Rec	%Rec. Limits
1,1'-Biphenyl	667	467		ug/Kg		70	50 - 130
2,2'-oxybis[1-chloropropane]	667	463		ug/Kg		69	36 - 116
2,4,5-Trichlorophenol	667	517		ug/Kg		78	42 - 110
2,4,6-Trichlorophenol	667	492		ug/Kg		74	37 - 110
2,4-Dichlorophenol	667	513		ug/Kg		77	40 - 110
2,4-Dimethylphenol	667	429		ug/Kg		64	28 - 110
2,4-Dinitrophenol	667	363		ug/Kg		54	10 - 110
2,4-Dinitrotoluene	667	549		ug/Kg		82	55 - 116
2,6-Dinitrotoluene	667	549		ug/Kg		82	54 - 115
2-Chloronaphthalene	667	482		ug/Kg		72	46 - 110
2-Chlorophenol	667	488		ug/Kg		73	39 - 110
2-Methylnaphthalene	667	481		ug/Kg		72	46 - 110
2-Methylphenol	667	518		ug/Kg		78	36 - 110
2-Nitroaniline	667	520		ug/Kg		78	47 - 124
2-Nitrophenol	667	498		ug/Kg		75	35 - 110
3,3'-Dichlorobenzidine	667	329		ug/Kg		49	31 - 110
3-Nitroaniline	667	434		ug/Kg		65	44 - 110
4,6-Dinitro-2-methylphenol	667	441		ug/Kg		66	21 - 110
4-Bromophenyl phenyl ether	667	482		ug/Kg		72	53 - 112
4-Chloro-3-methylphenol	667	501		ug/Kg		75	42 - 110
4-Chloroaniline	667	317		ug/Kg		48	25 - 110
4-Chlorophenyl phenyl ether	667	490		ug/Kg		73	53 - 110
4-Nitroaniline	667	497		ug/Kg		75	50 - 110
4-Nitrophenol	667	427		ug/Kg		64	24 - 117
Acenaphthene	667	471		ug/Kg		71	46 - 110
Acenaphthylene	667	477		ug/Kg		72	47 - 110
Acetophenone	667	471		ug/Kg		71	50 - 130
Anthracene	667	500		ug/Kg		75	56 - 111
Atrazine	667	574		ug/Kg		86	50 - 130
Benzaldehyde	667	541		ug/Kg		81	10 - 130
Benzo[a]anthracene	667	489		ug/Kg		73	58 - 111
Benzo[a]pyrene	667	461		ug/Kg		69	44 - 115
Benzo[b]fluoranthene	667	492		ug/Kg		74	43 - 124
Benzo[g,h,i]perylene	667	533		ug/Kg		80	44 - 120
Benzo[k]fluoranthene	667	494		ug/Kg		74	38 - 122
Bis(2-chloroethoxy)methane	667	478		ug/Kg		72	42 - 110
Bis(2-chloroethyl)ether	667	478		ug/Kg		72	41 - 110
Bis(2-ethylhexyl) phthalate	667	529		ug/Kg		79	56 - 123
Butyl benzyl phthalate	667	516		ug/Kg		77	57 - 121
Caprolactam	667	463		ug/Kg		69	50 - 130
Carbazole	667	495		ug/Kg		74	56 - 115
Chrysene	667	517		ug/Kg		77	56 - 111
Dibenz(a,h)anthracene	667	521		ug/Kg		78	45 - 122
Dibenzofuran	667	473		ug/Kg		71	50 - 110
Diethyl phthalate	667	513		ug/Kg		77	55 - 114
Dimethyl phthalate	667	511		ug/Kg		77	54 - 112
Di-n-butyl phthalate	667	517		ug/Kg		78	57 - 119
Di-n-octyl phthalate	667	525		ug/Kg		79	45 - 123
Fluoranthene	667	501		ug/Kg		75	55 - 118

Method: 8270C - Semivolatile Organic Compounds (GC/MS) (Continued)

Lab Sample ID: LCS 240-25532/22-A
Matrix: Solid
Analysis Batch: 25784

Client Sample ID: Lab Control Sample
Prep Type: Total/NA
Prep Batch: 25532

Analyte	Spike Added	LCS Result	LCS Qualifier	Unit	D	%Rec	%Rec. Limits
Fluorene	667	500		ug/Kg		75	51 - 110
Hexachlorobenzene	667	477		ug/Kg		71	51 - 110
Hexachlorobutadiene	667	478		ug/Kg		72	39 - 110
Hexachlorocyclopentadiene	667	370		ug/Kg		55	10 - 110
Hexachloroethane	667	452		ug/Kg		68	38 - 110
Indeno[1,2,3-cd]pyrene	667	513		ug/Kg		77	45 - 121
Isophorone	667	483		ug/Kg		72	46 - 117
Naphthalene	667	471		ug/Kg		71	42 - 110
Nitrobenzene	667	491		ug/Kg		74	40 - 110
N-Nitrosodi-n-propylamine	667	477		ug/Kg		71	40 - 114
N-Nitrosodiphenylamine	667	467		ug/Kg		70	54 - 112
Pentachlorophenol	667	191		ug/Kg		29	10 - 110
Phenol	667	498		ug/Kg		75	39 - 110
Phenanthrene	667	497		ug/Kg		75	54 - 110
Pyrene	667	481		ug/Kg		72	58 - 113
3 & 4 Methylphenol	1330	960		ug/Kg		72	40 - 110

Surrogate	*LCS %Recovery*	*LCS Qualifier*	*Limits*
2-Fluorobiphenyl (Surr)	*71*		*34 - 110*
2-Fluorophenol (Surr)	*79*		*26 - 110*
2,4,6-Tribromophenol (Surr)	*76*		*10 - 118*
Nitrobenzene-d5 (Surr)	*75*		*24 - 112*
Phenol-d5 (Surr)	*77*		*28 - 110*
Terphenyl-d14 (Surr)	*82*		*41 - 119*

Lab Sample ID: 240-6402-4 MS
Matrix: Solid
Analysis Batch: 25784

Client Sample ID: S-017324-113011-TP-140
Prep Type: Total/NA
Prep Batch: 25532

Analyte	Sample Result	Sample Qualifier	Spike Added	MS Result	MS Qualifier	Unit	D	%Rec	%Rec. Limits
1,1'-Biphenyl	57	U	757	484		ug/Kg	☼	64	50 - 130
2,2'-oxybis[1-chloropropane]	110	U	757	446		ug/Kg	☼	59	25 - 124
2,4,5-Trichlorophenol	170	U	757	457		ug/Kg	☼	60	32 - 112
2,4,6-Trichlorophenol	170	U	757	325		ug/Kg	☼	43	22 - 110
2,4-Dichlorophenol	170	U	757	548		ug/Kg	☼	72	33 - 110
2,4-Dimethylphenol	170	U	757	507		ug/Kg	☼	67	19 - 114
2,4-Dinitrophenol	370	U	757	370	U F	ug/Kg	☼	0	10 - 110
2,4-Dinitrotoluene	230	U	757	547		ug/Kg	☼	72	42 - 118
2,6-Dinitrotoluene	230	U	757	556		ug/Kg	☼	73	28 - 137
2-Chloronaphthalene	57	U	757	490		ug/Kg	☼	65	40 - 110
2-Chlorophenol	57	U	757	505		ug/Kg	☼	67	32 - 110
2-Methylnaphthalene	7.6	U	757	505		ug/Kg	☼	67	10 - 200
2-Methylphenol	230	U	757	667		ug/Kg	☼	88	19 - 124
2-Nitroaniline	230	U	757	586		ug/Kg	☼	77	31 - 141
2-Nitrophenol	57	U	757	485		ug/Kg	☼	64	17 - 110
3,3'-Dichlorobenzidine	110	U	757	298		ug/Kg	☼	39	10 - 110
3-Nitroaniline	230	U	757	493		ug/Kg	☼	65	24 - 110
4,6-Dinitro-2-methylphenol	170	U	757	170	U F	ug/Kg	☼	0	10 - 110
4-Bromophenyl phenyl ether	57	U	757	464		ug/Kg	☼	61	44 - 120

Method: 8270C - Semivolatile Organic Compounds (GC/MS) (Continued)

Lab Sample ID: 240-6402-4 MS
Matrix: Solid
Analysis Batch: 25784

Client Sample ID: S-017324-113011-TP-140
Prep Type: Total/NA
Prep Batch: 25532

Analyte	Sample Result	Sample Qualifier	Spike Added	MS Result	MS Qualifier	Unit	D	%Rec	%Rec. Limits
4-Chloro-3-methylphenol	170	U	757	550		ug/Kg	☼	73	32 - 117
4-Chloroaniline	170	U	757	385		ug/Kg	☼	51	11 - 110
4-Chlorophenyl phenyl ether	57	U	757	534		ug/Kg	☼	70	47 - 116
4-Nitroaniline	230	U	757	539		ug/Kg	☼	71	23 - 124
4-Nitrophenol	370	U	757	270	J	ug/Kg	☼	36	10 - 125
Acenaphthene	7.6	U	757	504		ug/Kg	☼	66	10 - 200
Acenaphthylene	7.6	U	757	496		ug/Kg	☼	65	10 - 200
Acetophenone	110	U	757	463		ug/Kg	☼	61	50 - 130
Anthracene	7.6	U	757	523		ug/Kg	☼	69	10 - 200
Atrazine	230	U	757	553		ug/Kg	☼	73	50 - 130
Benzaldehyde	110	U	757	484		ug/Kg	☼	64	10 - 130
Benzo[a]anthracene	15		757	491		ug/Kg	☼	63	10 - 200
Benzo[a]pyrene	8.7		757	463		ug/Kg	☼	60	10 - 200
Benzo[b]fluoranthene	16		757	511		ug/Kg	☼	65	10 - 200
Benzo[g,h,i]perylene	11		757	488		ug/Kg	☼	63	10 - 200
Benzo[k]fluoranthene	7.7		757	538		ug/Kg	☼	70	10 - 200
Bis(2-chloroethoxy)methane	110	U	757	470		ug/Kg	☼	62	36 - 110
Bis(2-chloroethyl)ether	110	U	757	498		ug/Kg	☼	66	32 - 118
Bis(2-ethylhexyl) phthalate	47	J	757	588		ug/Kg	☼	72	10 - 200
Butyl benzyl phthalate	57	U	757	510		ug/Kg	☼	67	43 - 138
Caprolactam	370	U	757	461		ug/Kg	☼	61	50 - 130
Carbazole	57	U	757	530		ug/Kg	☼	70	10 - 162
Chrysene	12		757	507		ug/Kg	☼	65	10 - 200
Dibenz(a,h)anthracene	7.6	U	757	498		ug/Kg	☼	66	10 - 200
Dibenzofuran	57	U	757	504		ug/Kg	☼	67	10 - 200
Diethyl phthalate	57	U	757	552		ug/Kg	☼	73	48 - 118
Dimethyl phthalate	57	U	757	523		ug/Kg	☼	69	47 - 116
Di-n-butyl phthalate	57	U	757	562		ug/Kg	☼	74	31 - 145
Di-n-octyl phthalate	57	U	757	557		ug/Kg	☼	73	10 - 182
Fluoranthene	18		757	606		ug/Kg	☼	78	10 - 200
Fluorene	7.6	U	757	544		ug/Kg	☼	72	10 - 187
Hexachlorobenzene	7.6	U	757	456		ug/Kg	☼	60	37 - 122
Hexachlorobutadiene	57	U	757	445		ug/Kg	☼	59	30 - 110
Hexachlorocyclopentadiene	370	U	757	370	U F	ug/Kg	☼	0	10 - 110
Hexachloroethane	57	U	757	400		ug/Kg	☼	53	13 - 110
Indeno[1,2,3-cd]pyrene	8.5		757	479		ug/Kg	☼	62	10 - 200
Isophorone	57	U	757	474		ug/Kg	☼	63	32 - 129
Naphthalene	7.6	U	757	456		ug/Kg	☼	60	10 - 200
Nitrobenzene	110	U	757	467		ug/Kg	☼	62	33 - 111
N-Nitrosodi-n-propylamine	57	U	757	437		ug/Kg	☼	58	30 - 121
N-Nitrosodiphenylamine	57	U	757	459		ug/Kg	☼	61	10 - 169
Pentachlorophenol	170	U	757	170	U F	ug/Kg	☼	0	10 - 182
Phenol	57	U	757	532		ug/Kg	☼	70	10 - 144
Phenanthrene	10		757	541		ug/Kg	☼	70	10 - 200
Pyrene	17		757	492		ug/Kg	☼	63	10 - 200
3 & 4 Methylphenol	450	U	1510	1030		ug/Kg	☼	68	27 - 116

Surrogate	*MS %Recovery*	*MS Qualifier*	*Limits*
2-Fluorobiphenyl (Surr)	*64*		*34 - 110*

Method: 8270C - Semivolatile Organic Compounds (GC/MS) (Continued)

Lab Sample ID: 240-6402-4 MS
Matrix: Solid
Analysis Batch: 25784

Client Sample ID: S-017324-113011-TP-140
Prep Type: Total/NA
Prep Batch: 25532

Surrogate	MS %Recovery	MS Qualifier	Limits
2-Fluorophenol (Surr)	70		26 - 110
2,4,6-Tribromophenol (Surr)	42		10 - 118
Nitrobenzene-d5 (Surr)	65		24 - 112
Phenol-d5 (Surr)	72		28 - 110
Terphenyl-d14 (Surr)	72		41 - 119

Lab Sample ID: 240-6402-4 MSD
Matrix: Solid
Analysis Batch: 25784

Client Sample ID: S-017324-113011-TP-140
Prep Type: Total/NA
Prep Batch: 25532

Analyte	Sample Result	Sample Qualifier	Spike Added	MSD Result	MSD Qualifier	Unit	D	%Rec	%Rec. Limits	RPD	RPD Limit
1,1'-Biphenyl	57	U	760	474		ug/Kg	☼	62	50 - 130	2	30
2,2'-oxybis[1-chloropropane]	110	U	760	435		ug/Kg	☼	57	25 - 124	3	30
2,4,5-Trichlorophenol	170	U	760	471		ug/Kg	☼	62	32 - 112	3	30
2,4,6-Trichlorophenol	170	U	760	327		ug/Kg	☼	43	22 - 110	1	30
2,4-Dichlorophenol	170	U	760	540		ug/Kg	☼	71	33 - 110	1	30
2,4-Dimethylphenol	170	U	760	502		ug/Kg	☼	66	19 - 114	1	30
2,4-Dinitrophenol	370	U	760	380	U F	ug/Kg	☼	0	10 - 110	NC	30
2,4-Dinitrotoluene	230	U	760	541		ug/Kg	☼	71	42 - 118	1	30
2,6-Dinitrotoluene	230	U	760	557		ug/Kg	☼	73	28 - 137	0	30
2-Chloronaphthalene	57	U	760	489		ug/Kg	☼	64	40 - 110	0	30
2-Chlorophenol	57	U	760	505		ug/Kg	☼	66	32 - 110	0	30
2-Methylnaphthalene	7.6	U	760	491		ug/Kg	☼	65	10 - 200	3	30
2-Methylphenol	230	U	760	597		ug/Kg	☼	79	19 - 124	11	30
2-Nitroaniline	230	U	760	565		ug/Kg	☼	74	31 - 141	4	30
2-Nitrophenol	57	U	760	462		ug/Kg	☼	61	17 - 110	5	30
3,3'-Dichlorobenzidine	110	U	760	110	U F	ug/Kg	☼	0	10 - 110	NC	30
3-Nitroaniline	230	U	760	475		ug/Kg	☼	63	24 - 110	4	30
4,6-Dinitro-2-methylphenol	170	U	760	170	U F	ug/Kg	☼	0	10 - 110	NC	30
4-Bromophenyl phenyl ether	57	U	760	486		ug/Kg	☼	64	44 - 120	5	30
4-Chloro-3-methylphenol	170	U	760	552		ug/Kg	☼	73	32 - 117	0	30
4-Chloroaniline	170	U	760	383		ug/Kg	☼	50	11 - 110	0	30
4-Chlorophenyl phenyl ether	57	U	760	512		ug/Kg	☼	67	47 - 116	4	30
4-Nitroaniline	230	U	760	510		ug/Kg	☼	67	23 - 124	6	30
4-Nitrophenol	370	U	760	218	J	ug/Kg	☼	29	10 - 125	21	30
Acenaphthene	7.6	U	760	489		ug/Kg	☼	64	10 - 200	3	30
Acenaphthylene	7.6	U	760	493		ug/Kg	☼	65	10 - 200	1	30
Acetophenone	110	U	760	460		ug/Kg	☼	61	50 - 130	1	30
Anthracene	7.6	U	760	505		ug/Kg	☼	67	10 - 200	3	30
Atrazine	230	U	760	546		ug/Kg	☼	72	50 - 130	1	30
Benzaldehyde	110	U	760	467		ug/Kg	☼	61	10 - 130	4	30
Benzo[a]anthracene	15		760	508		ug/Kg	☼	65	10 - 200	3	30
Benzo[a]pyrene	8.7		760	473		ug/Kg	☼	61	10 - 200	2	30
Benzo[b]fluoranthene	16		760	533		ug/Kg	☼	68	10 - 200	4	30
Benzo[g,h,i]perylene	11		760	486		ug/Kg	☼	62	10 - 200	1	30
Benzo[k]fluoranthene	7.7		760	502		ug/Kg	☼	65	10 - 200	7	30
Bis(2-chloroethoxy)methane	110	U	760	459		ug/Kg	☼	60	36 - 110	2	30
Bis(2-chloroethyl)ether	110	U	760	486		ug/Kg	☼	64	32 - 118	2	30
Bis(2-ethylhexyl) phthalate	47	J	760	597		ug/Kg	☼	72	10 - 200	2	30

Method: 8270C - Semivolatile Organic Compounds (GC/MS) (Continued)

Lab Sample ID: 240-6402-4 MSD
Matrix: Solid
Analysis Batch: 25784

Client Sample ID: S-017324-113011-TP-140
Prep Type: Total/NA
Prep Batch: 25532

Analyte	Sample Result	Sample Qualifier	Spike Added	MSD Result	MSD Qualifier	Unit	D	%Rec	%Rec. Limits	RPD	RPD Limit
Butyl benzyl phthalate	57	U	760	520		ug/Kg	☼	68	43 - 138	2	30
Caprolactam	370	U	760	432		ug/Kg	☼	57	50 - 130	6	30
Carbazole	57	U	760	485		ug/Kg	☼	64	10 - 162	9	30
Chrysene	12		760	524		ug/Kg	☼	67	10 - 200	3	30
Dibenz(a,h)anthracene	7.6	U	760	493		ug/Kg	☼	65	10 - 200	1	30
Dibenzofuran	57	U	760	490		ug/Kg	☼	65	10 - 200	3	30
Diethyl phthalate	57	U	760	521		ug/Kg	☼	69	48 - 118	6	30
Dimethyl phthalate	57	U	760	515		ug/Kg	☼	68	47 - 116	2	30
Di-n-butyl phthalate	57	U	760	545		ug/Kg	☼	72	31 - 145	3	30
Di-n-octyl phthalate	57	U	760	538		ug/Kg	☼	71	10 - 182	3	30
Fluoranthene	18		760	579		ug/Kg	☼	74	10 - 200	4	30
Fluorene	7.6	U	760	517		ug/Kg	☼	68	10 - 187	5	30
Hexachlorobenzene	7.6	U	760	467		ug/Kg	☼	61	37 - 122	2	30
Hexachlorobutadiene	57	U	760	432		ug/Kg	☼	57	30 - 110	3	30
Hexachlorocyclopentadiene	370	U	760	380	U F	ug/Kg	☼	0	10 - 110	NC	30
Hexachloroethane	57	U	760	395		ug/Kg	☼	52	13 - 110	1	30
Indeno[1,2,3-cd]pyrene	8.5		760	483		ug/Kg	☼	62	10 - 200	1	30
Isophorone	57	U	760	459		ug/Kg	☼	60	32 - 129	3	30
Naphthalene	7.6	U	760	446		ug/Kg	☼	59	10 - 200	2	30
Nitrobenzene	110	U	760	457		ug/Kg	☼	60	33 - 111	2	30
N-Nitrosodi-n-propylamine	57	U	760	444		ug/Kg	☼	58	30 - 121	2	30
N-Nitrosodiphenylamine	57	U	760	466		ug/Kg	☼	61	10 - 169	2	30
Pentachlorophenol	170	U	760	170	U F	ug/Kg	☼	0	10 - 182	NC	30
Phenol	57	U	760	514		ug/Kg	☼	68	10 - 144	4	30
Phenanthrene	10		760	502		ug/Kg	☼	65	10 - 200	8	30
Pyrene	17		760	481		ug/Kg	☼	61	10 - 200	2	30
3 & 4 Methylphenol	450	U	1520	1000		ug/Kg	☼	66	27 - 116	3	30

Surrogate	*MSD %Recovery*	*MSD Qualifier*	*Limits*
2-Fluorobiphenyl (Surr)	*63*		*34 - 110*
2-Fluorophenol (Surr)	*68*		*26 - 110*
2,4,6-Tribromophenol (Surr)	*41*		*10 - 118*
Nitrobenzene-d5 (Surr)	*62*		*24 - 112*
Phenol-d5 (Surr)	*69*		*28 - 110*
Terphenyl-d14 (Surr)	*71*		*41 - 119*

Lab Sample ID: MB 240-25643/21-A
Matrix: Solid
Analysis Batch: 26044

Client Sample ID: Method Blank
Prep Type: Total/NA
Prep Batch: 25643

Analyte	MB Result	MB Qualifier	RL	MDL	Unit	D	Prepared	Analyzed	Dil Fac
1,1'-Biphenyl	50	U	50	27	ug/Kg		12/06/11 08:54	12/08/11 18:18	1
2,2'-oxybis[1-chloropropane]	100	U	100	9.5	ug/Kg		12/06/11 08:54	12/08/11 18:18	1
2,4,5-Trichlorophenol	150	U	150	25	ug/Kg		12/06/11 08:54	12/08/11 18:18	1
2,4,6-Trichlorophenol	150	U	150	80	ug/Kg		12/06/11 08:54	12/08/11 18:18	1
2,4-Dichlorophenol	150	U	150	20	ug/Kg		12/06/11 08:54	12/08/11 18:18	1
2,4-Dimethylphenol	150	U	150	20	ug/Kg		12/06/11 08:54	12/08/11 18:18	1
2,4-Dinitrophenol	330	U	330	80	ug/Kg		12/06/11 08:54	12/08/11 18:18	1
2,4-Dinitrotoluene	200	U	200	27	ug/Kg		12/06/11 08:54	12/08/11 18:18	1

Method: 8270C - Semivolatile Organic Compounds (GC/MS) (Continued)

Lab Sample ID: MB 240-25643/21-A
Matrix: Solid
Analysis Batch: 26044

Client Sample ID: Method Blank
Prep Type: Total/NA
Prep Batch: 25643

Analyte	MB Result	MB Qualifier	RL	MDL	Unit	D	Prepared	Analyzed	Dil Fac
2,6-Dinitrotoluene	200	U	200	21	ug/Kg		12/06/11 08:54	12/08/11 18:18	1
2-Chloronaphthalene	50	U	50	3.3	ug/Kg		12/06/11 08:54	12/08/11 18:18	1
2-Chlorophenol	50	U	50	27	ug/Kg		12/06/11 08:54	12/08/11 18:18	1
2-Methylnaphthalene	6.7	U	6.7	3.3	ug/Kg		12/06/11 08:54	12/08/11 18:18	1
2-Methylphenol	200	U	200	80	ug/Kg		12/06/11 08:54	12/08/11 18:18	1
2-Nitroaniline	200	U	200	9.1	ug/Kg		12/06/11 08:54	12/08/11 18:18	1
2-Nitrophenol	50	U	50	27	ug/Kg		12/06/11 08:54	12/08/11 18:18	1
3,3'-Dichlorobenzidine	100	U	100	18	ug/Kg		12/06/11 08:54	12/08/11 18:18	1
3-Nitroaniline	200	U	200	16	ug/Kg		12/06/11 08:54	12/08/11 18:18	1
4,6-Dinitro-2-methylphenol	150	U	150	80	ug/Kg		12/06/11 08:54	12/08/11 18:18	1
4-Bromophenyl phenyl ether	50	U	50	13	ug/Kg		12/06/11 08:54	12/08/11 18:18	1
4-Chloro-3-methylphenol	150	U	150	21	ug/Kg		12/06/11 08:54	12/08/11 18:18	1
4-Chloroaniline	150	U	150	17	ug/Kg		12/06/11 08:54	12/08/11 18:18	1
4-Chlorophenyl phenyl ether	50	U	50	13	ug/Kg		12/06/11 08:54	12/08/11 18:18	1
4-Nitroaniline	200	U	200	26	ug/Kg		12/06/11 08:54	12/08/11 18:18	1
4-Nitrophenol	330	U	330	80	ug/Kg		12/06/11 08:54	12/08/11 18:18	1
Acenaphthene	6.7	U	6.7	3.3	ug/Kg		12/06/11 08:54	12/08/11 18:18	1
Acenaphthylene	6.7	U	6.7	3.3	ug/Kg		12/06/11 08:54	12/08/11 18:18	1
Acetophenone	100	U	100	9.2	ug/Kg		12/06/11 08:54	12/08/11 18:18	1
Anthracene	6.7	U	6.7	3.3	ug/Kg		12/06/11 08:54	12/08/11 18:18	1
Atrazine	200	U	200	9.1	ug/Kg		12/06/11 08:54	12/08/11 18:18	1
Benzaldehyde	100	U	100	12	ug/Kg		12/06/11 08:54	12/08/11 18:18	1
Benzo[a]anthracene	6.7	U	6.7	3.3	ug/Kg		12/06/11 08:54	12/08/11 18:18	1
Benzo[a]pyrene	6.7	U	6.7	3.3	ug/Kg		12/06/11 08:54	12/08/11 18:18	1
Benzo[b]fluoranthene	6.7	U	6.7	3.3	ug/Kg		12/06/11 08:54	12/08/11 18:18	1
Benzo[g,h,i]perylene	6.7	U	6.7	3.3	ug/Kg		12/06/11 08:54	12/08/11 18:18	1
Benzo[k]fluoranthene	6.7	U	6.7	3.3	ug/Kg		12/06/11 08:54	12/08/11 18:18	1
Bis(2-chloroethoxy)methane	100	U	100	22	ug/Kg		12/06/11 08:54	12/08/11 18:18	1
Bis(2-chloroethyl)ether	100	U	100	2.0	ug/Kg		12/06/11 08:54	12/08/11 18:18	1
Bis(2-ethylhexyl) phthalate	50	U	50	19	ug/Kg		12/06/11 08:54	12/08/11 18:18	1
Butyl benzyl phthalate	50	U	50	10	ug/Kg		12/06/11 08:54	12/08/11 18:18	1
Caprolactam	330	U	330	37	ug/Kg		12/06/11 08:54	12/08/11 18:18	1
Carbazole	50	U	50	27	ug/Kg		12/06/11 08:54	12/08/11 18:18	1
Chrysene	6.7	U	6.7	1.1	ug/Kg		12/06/11 08:54	12/08/11 18:18	1
Dibenz(a,h)anthracene	6.7	U	6.7	3.3	ug/Kg		12/06/11 08:54	12/08/11 18:18	1
Dibenzofuran	50	U	50	3.3	ug/Kg		12/06/11 08:54	12/08/11 18:18	1
Diethyl phthalate	50	U	50	16	ug/Kg		12/06/11 08:54	12/08/11 18:18	1
Dimethyl phthalate	50	U	50	17	ug/Kg		12/06/11 08:54	12/08/11 18:18	1
Di-n-butyl phthalate	50	U	50	15	ug/Kg		12/06/11 08:54	12/08/11 18:18	1
Di-n-octyl phthalate	50	U	50	27	ug/Kg		12/06/11 08:54	12/08/11 18:18	1
Fluoranthene	6.7	U	6.7	3.3	ug/Kg		12/06/11 08:54	12/08/11 18:18	1
Fluorene	6.7	U	6.7	3.3	ug/Kg		12/06/11 08:54	12/08/11 18:18	1
Hexachlorobenzene	6.7	U	6.7	2.1	ug/Kg		12/06/11 08:54	12/08/11 18:18	1
Hexachlorobutadiene	50	U	50	27	ug/Kg		12/06/11 08:54	12/08/11 18:18	1
Hexachlorocyclopentadiene	330	U	330	27	ug/Kg		12/06/11 08:54	12/08/11 18:18	1
Hexachloroethane	50	U	50	9.0	ug/Kg		12/06/11 08:54	12/08/11 18:18	1
Indeno[1,2,3-cd]pyrene	6.7	U	6.7	3.3	ug/Kg		12/06/11 08:54	12/08/11 18:18	1
Isophorone	50	U	50	13	ug/Kg		12/06/11 08:54	12/08/11 18:18	1
Naphthalene	6.7	U	6.7	3.3	ug/Kg		12/06/11 08:54	12/08/11 18:18	1
Nitrobenzene	100	U	100	2.2	ug/Kg		12/06/11 08:54	12/08/11 18:18	1

Method: 8270C - Semivolatile Organic Compounds (GC/MS) (Continued)

Lab Sample ID: MB 240-25643/21-A
Matrix: Solid
Analysis Batch: 26044

Client Sample ID: Method Blank
Prep Type: Total/NA
Prep Batch: 25643

Analyte	MB Result	MB Qualifier	RL	MDL	Unit	D	Prepared	Analyzed	Dil Fac
N-Nitrosodi-n-propylamine	50	U	50	27	ug/Kg		12/06/11 08:54	12/08/11 18:18	1
N-Nitrosodiphenylamine	50	U	50	21	ug/Kg		12/06/11 08:54	12/08/11 18:18	1
Pentachlorophenol	150	U	150	80	ug/Kg		12/06/11 08:54	12/08/11 18:18	1
Phenol	50	U	50	27	ug/Kg		12/06/11 08:54	12/08/11 18:18	1
Phenanthrene	6.7	U	6.7	3.3	ug/Kg		12/06/11 08:54	12/08/11 18:18	1
Pyrene	6.7	U	6.7	3.3	ug/Kg		12/06/11 08:54	12/08/11 18:18	1
3 & 4 Methylphenol	400	U	400	20	ug/Kg		12/06/11 08:54	12/08/11 18:18	1

Surrogate	*MB %Recovery*	*MB Qualifier*	*Limits*	*Prepared*	*Analyzed*	*Dil Fac*
2-Fluorobiphenyl (Surr)	*57*		*34 - 110*	*12/06/11 08:54*	*12/08/11 18:18*	*1*
2-Fluorophenol (Surr)	*68*		*26 - 110*	*12/06/11 08:54*	*12/08/11 18:18*	*1*
2,4,6-Tribromophenol (Surr)	*45*		*10 - 118*	*12/06/11 08:54*	*12/08/11 18:18*	*1*
Nitrobenzene-d5 (Surr)	*65*		*24 - 112*	*12/06/11 08:54*	*12/08/11 18:18*	*1*
Phenol-d5 (Surr)	*64*		*28 - 110*	*12/06/11 08:54*	*12/08/11 18:18*	*1*
Terphenyl-d14 (Surr)	*79*		*41 - 119*	*12/06/11 08:54*	*12/08/11 18:18*	*1*

Lab Sample ID: LCS 240-25643/22-A
Matrix: Solid
Analysis Batch: 26044

Client Sample ID: Lab Control Sample
Prep Type: Total/NA
Prep Batch: 25643

Analyte	Spike Added	LCS Result	LCS Qualifier	Unit	D	%Rec	%Rec. Limits
1,1'-Biphenyl	667	471		ug/Kg		71	50 - 130
2,2'-oxybis[1-chloropropane]	667	516		ug/Kg		77	36 - 116
2,4,5-Trichlorophenol	667	485		ug/Kg		73	42 - 110
2,4,6-Trichlorophenol	667	481		ug/Kg		72	37 - 110
2,4-Dichlorophenol	667	496		ug/Kg		74	40 - 110
2,4-Dimethylphenol	667	422		ug/Kg		63	28 - 110
2,4-Dinitrophenol	667	287	J	ug/Kg		43	10 - 110
2,4-Dinitrotoluene	667	529		ug/Kg		79	55 - 116
2,6-Dinitrotoluene	667	534		ug/Kg		80	54 - 115
2-Chloronaphthalene	667	485		ug/Kg		73	46 - 110
2-Chlorophenol	667	510		ug/Kg		76	39 - 110
2-Methylnaphthalene	667	502		ug/Kg		75	46 - 110
2-Methylphenol	667	507		ug/Kg		76	36 - 110
2-Nitroaniline	667	521		ug/Kg		78	47 - 124
2-Nitrophenol	667	481		ug/Kg		72	35 - 110
3,3'-Dichlorobenzidine	667	283		ug/Kg		42	31 - 110
3-Nitroaniline	667	433		ug/Kg		65	44 - 110
4,6-Dinitro-2-methylphenol	667	414		ug/Kg		62	21 - 110
4-Bromophenyl phenyl ether	667	481		ug/Kg		72	53 - 112
4-Chloro-3-methylphenol	667	511		ug/Kg		77	42 - 110
4-Chloroaniline	667	349		ug/Kg		52	25 - 110
4-Chlorophenyl phenyl ether	667	491		ug/Kg		74	53 - 110
4-Nitroaniline	667	479		ug/Kg		72	50 - 110
4-Nitrophenol	667	343		ug/Kg		51	24 - 117
Acenaphthene	667	481		ug/Kg		72	46 - 110
Acenaphthylene	667	490		ug/Kg		73	47 - 110
Acetophenone	667	503		ug/Kg		75	50 - 130
Anthracene	667	496		ug/Kg		74	56 - 111

Method: 8270C - Semivolatile Organic Compounds (GC/MS) (Continued)

Lab Sample ID: LCS 240-25643/22-A
Matrix: Solid
Analysis Batch: 26044

Client Sample ID: Lab Control Sample
Prep Type: Total/NA
Prep Batch: 25643

Analyte	Spike Added	LCS Result	LCS Qualifier	Unit	D	%Rec	%Rec. Limits
Atrazine	667	575		ug/Kg		86	50 - 130
Benzaldehyde	667	593		ug/Kg		89	10 - 130
Benzo[a]anthracene	667	490		ug/Kg		73	58 - 111
Benzo[a]pyrene	667	477		ug/Kg		72	44 - 115
Benzo[b]fluoranthene	667	504		ug/Kg		76	43 - 124
Benzo[g,h,i]perylene	667	534		ug/Kg		80	44 - 120
Benzo[k]fluoranthene	667	525		ug/Kg		79	38 - 122
Bis(2-chloroethoxy)methane	667	501		ug/Kg		75	42 - 110
Bis(2-chloroethyl)ether	667	493		ug/Kg		74	41 - 110
Bis(2-ethylhexyl) phthalate	667	537		ug/Kg		81	56 - 123
Butyl benzyl phthalate	667	539		ug/Kg		81	57 - 121
Caprolactam	667	462		ug/Kg		69	50 - 130
Carbazole	667	493		ug/Kg		74	56 - 115
Chrysene	667	531		ug/Kg		80	56 - 111
Dibenz(a,h)anthracene	667	505		ug/Kg		76	45 - 122
Dibenzofuran	667	485		ug/Kg		73	50 - 110
Diethyl phthalate	667	523		ug/Kg		78	55 - 114
Dimethyl phthalate	667	509		ug/Kg		76	54 - 112
Di-n-butyl phthalate	667	524		ug/Kg		79	57 - 119
Di-n-octyl phthalate	667	551		ug/Kg		83	45 - 123
Fluoranthene	667	503		ug/Kg		75	55 - 118
Fluorene	667	499		ug/Kg		75	51 - 110
Hexachlorobenzene	667	492		ug/Kg		74	51 - 110
Hexachlorobutadiene	667	475		ug/Kg		71	39 - 110
Hexachlorocyclopentadiene	667	350		ug/Kg		52	10 - 110
Hexachloroethane	667	473		ug/Kg		71	38 - 110
Indeno[1,2,3-cd]pyrene	667	514		ug/Kg		77	45 - 121
Isophorone	667	509		ug/Kg		76	46 - 117
Naphthalene	667	491		ug/Kg		74	42 - 110
Nitrobenzene	667	508		ug/Kg		76	40 - 110
N-Nitrosodi-n-propylamine	667	517		ug/Kg		77	40 - 114
N-Nitrosodiphenylamine	667	469		ug/Kg		70	54 - 112
Pentachlorophenol	667	296		ug/Kg		44	10 - 110
Phenol	667	526		ug/Kg		79	39 - 110
Phenanthrene	667	493		ug/Kg		74	54 - 110
Pyrene	667	487		ug/Kg		73	58 - 113
3 & 4 Methylphenol	1330	1030		ug/Kg		78	40 - 110

Surrogate	*LCS %Recovery*	*LCS Qualifier*	*Limits*
2-Fluorobiphenyl (Surr)	*70*		*34 - 110*
2-Fluorophenol (Surr)	*81*		*26 - 110*
2,4,6-Tribromophenol (Surr)	*71*		*10 - 118*
Nitrobenzene-d5 (Surr)	*76*		*24 - 112*
Phenol-d5 (Surr)	*78*		*28 - 110*
Terphenyl-d14 (Surr)	*81*		*41 - 119*

Method: 8270C - Semivolatile Organic Compounds (GC/MS) (Continued)

Lab Sample ID: 240-6402-18 MS
Matrix: Solid
Analysis Batch: 26044

Client Sample ID: S-017324-113011-TP-154
Prep Type: Total/NA
Prep Batch: 25643

Analyte	Sample Result	Sample Qualifier	Spike Added	MS Result	MS Qualifier	Unit	D	%Rec	%Rec. Limits
1,1'-Biphenyl	55	U	732	443		ug/Kg	☼	60	50 - 130
2,2'-oxybis[1-chloropropane]	110	U	732	458		ug/Kg	☼	62	25 - 124
2,4,5-Trichlorophenol	170	U	732	414		ug/Kg	☼	56	32 - 112
2,4,6-Trichlorophenol	170	U	732	344		ug/Kg	☼	47	22 - 110
2,4-Dichlorophenol	170	U	732	469		ug/Kg	☼	64	33 - 110
2,4-Dimethylphenol	170	U	732	466		ug/Kg	☼	64	19 - 114
2,4-Dinitrophenol	360	U	732	360	U F	ug/Kg	☼	0	10 - 110
2,4-Dinitrotoluene	220	U	732	483		ug/Kg	☼	66	42 - 118
2,6-Dinitrotoluene	220	U	732	506		ug/Kg	☼	69	28 - 137
2-Chloronaphthalene	55	U	732	457		ug/Kg	☼	62	40 - 110
2-Chlorophenol	55	U	732	483		ug/Kg	☼	66	32 - 110
2-Methylnaphthalene	7.3	U	732	472		ug/Kg	☼	64	10 - 200
2-Methylphenol	220	U	732	487		ug/Kg	☼	66	19 - 124
2-Nitroaniline	220	U	732	494		ug/Kg	☼	67	31 - 141
2-Nitrophenol	55	U	732	472		ug/Kg	☼	64	17 - 110
3,3'-Dichlorobenzidine	110	U	732	110	U F	ug/Kg	☼	0	10 - 110
3-Nitroaniline	220	U	732	426		ug/Kg	☼	58	24 - 110
4,6-Dinitro-2-methylphenol	170	U	732	239		ug/Kg	☼	33	10 - 110
4-Bromophenyl phenyl ether	55	U	732	466		ug/Kg	☼	64	44 - 120
4-Chloro-3-methylphenol	170	U	732	498		ug/Kg	☼	68	32 - 117
4-Chloroaniline	170	U	732	313		ug/Kg	☼	43	11 - 110
4-Chlorophenyl phenyl ether	55	U	732	471		ug/Kg	☼	64	47 - 116
4-Nitroaniline	220	U	732	425		ug/Kg	☼	58	23 - 124
4-Nitrophenol	360	U	732	332	J	ug/Kg	☼	45	10 - 125
Acenaphthene	7.3	U	732	453		ug/Kg	☼	62	10 - 200
Acenaphthylene	7.3	U	732	466		ug/Kg	☼	64	10 - 200
Acetophenone	110	U	732	463		ug/Kg	☼	63	50 - 130
Anthracene	7.3	U	732	477		ug/Kg	☼	65	10 - 200
Atrazine	220	U	732	557		ug/Kg	☼	76	50 - 130
Benzaldehyde	110	U	732	495		ug/Kg	☼	68	10 - 130
Benzo[a]anthracene	7.3	U	732	484		ug/Kg	☼	66	10 - 200
Benzo[a]pyrene	7.3	U	732	452		ug/Kg	☼	62	10 - 200
Benzo[b]fluoranthene	7.3	U	732	491		ug/Kg	☼	67	10 - 200
Benzo[g,h,i]perylene	7.3	U	732	522		ug/Kg	☼	71	10 - 200
Benzo[k]fluoranthene	7.3	U	732	483		ug/Kg	☼	66	10 - 200
Bis(2-chloroethoxy)methane	110	U	732	460		ug/Kg	☼	63	36 - 110
Bis(2-chloroethyl)ether	110	U	732	485		ug/Kg	☼	66	32 - 118
Bis(2-ethylhexyl) phthalate	55	U	732	539		ug/Kg	☼	74	10 - 200
Butyl benzyl phthalate	55	U	732	527		ug/Kg	☼	72	43 - 138
Caprolactam	360	U	732	469		ug/Kg	☼	64	50 - 130
Carbazole	55	U	732	477		ug/Kg	☼	65	10 - 162
Chrysene	7.3	U	732	506		ug/Kg	☼	69	10 - 200
Dibenz(a,h)anthracene	7.3	U	732	499		ug/Kg	☼	68	10 - 200
Dibenzofuran	55	U	732	468		ug/Kg	☼	64	10 - 200
Diethyl phthalate	55	U	732	494		ug/Kg	☼	67	48 - 118
Dimethyl phthalate	55	U	732	482		ug/Kg	☼	66	47 - 116
Di-n-butyl phthalate	55	U	732	506		ug/Kg	☼	69	31 - 145
Di-n-octyl phthalate	55	U	732	535		ug/Kg	☼	73	10 - 182
Fluoranthene	7.3	U	732	507		ug/Kg	☼	69	10 - 200

Method: 8270C - Semivolatile Organic Compounds (GC/MS) (Continued)

Lab Sample ID: 240-6402-18 MS — **Client Sample ID: S-017324-113011-TP-154**
Matrix: Solid — **Prep Type: Total/NA**
Analysis Batch: 26044 — **Prep Batch: 25643**

Analyte	Sample Result	Sample Qualifier	Spike Added	MS Result	MS Qualifier	Unit	D	%Rec	%Rec. Limits
Fluorene	7.3	U	732	471		ug/Kg	☼	64	10 - 187
Hexachlorobenzene	7.3	U	732	472		ug/Kg	☼	64	37 - 122
Hexachlorobutadiene	55	U	732	436		ug/Kg	☼	60	30 - 110
Hexachlorocyclopentadiene	360	U	732	360	U F	ug/Kg	☼	0	10 - 110
Hexachloroethane	55	U	732	420		ug/Kg	☼	57	13 - 110
Indeno[1,2,3-cd]pyrene	7.3	U	732	515		ug/Kg	☼	70	10 - 200
Isophorone	55	U	732	454		ug/Kg	☼	62	32 - 129
Naphthalene	7.3	U	732	456		ug/Kg	☼	62	10 - 200
Nitrobenzene	110	U	732	459		ug/Kg	☼	63	33 - 111
N-Nitrosodi-n-propylamine	55	U	732	475		ug/Kg	☼	65	30 - 121
N-Nitrosodiphenylamine	55	U	732	455		ug/Kg	☼	62	10 - 169
Pentachlorophenol	170	U	732	269		ug/Kg	☼	37	10 - 182
Phenol	55	U	732	486		ug/Kg	☼	66	10 - 144
Phenanthrene	7.3	U	732	474		ug/Kg	☼	65	10 - 200
Pyrene	7.3	U	732	483		ug/Kg	☼	66	10 - 200
3 & 4 Methylphenol	440	U	1460	959		ug/Kg	☼	65	27 - 116

Surrogate	*MS %Recovery*	*MS Qualifier*	*Limits*
2-Fluorobiphenyl (Surr)	*60*		*34 - 110*
2-Fluorophenol (Surr)	*69*		*26 - 110*
2,4,6-Tribromophenol (Surr)	*43*		*10 - 118*
Nitrobenzene-d5 (Surr)	*64*		*24 - 112*
Phenol-d5 (Surr)	*67*		*28 - 110*
Terphenyl-d14 (Surr)	*71*		*41 - 119*

Lab Sample ID: 240-6402-18 MSD — **Client Sample ID: S-017324-113011-TP-154**
Matrix: Solid — **Prep Type: Total/NA**
Analysis Batch: 26044 — **Prep Batch: 25643**

Analyte	Sample Result	Sample Qualifier	Spike Added	MSD Result	MSD Qualifier	Unit	D	%Rec	%Rec. Limits	RPD	RPD Limit
1,1'-Biphenyl	55	U	732	446		ug/Kg	☼	61	50 - 130	1	30
2,2'-oxybis[1-chloropropane]	110	U	732	469		ug/Kg	☼	64	25 - 124	2	30
2,4,5-Trichlorophenol	170	U	732	439		ug/Kg	☼	60	32 - 112	6	30
2,4,6-Trichlorophenol	170	U	732	382		ug/Kg	☼	52	22 - 110	10	30
2,4-Dichlorophenol	170	U	732	477		ug/Kg	☼	65	33 - 110	2	30
2,4-Dimethylphenol	170	U	732	477		ug/Kg	☼	65	19 - 114	2	30
2,4-Dinitrophenol	360	U	732	360	U F	ug/Kg	☼	0	10 - 110	NC	30
2,4-Dinitrotoluene	220	U	732	491		ug/Kg	☼	67	42 - 118	2	30
2,6-Dinitrotoluene	220	U	732	515		ug/Kg	☼	70	28 - 137	2	30
2-Chloronaphthalene	55	U	732	461		ug/Kg	☼	63	40 - 110	1	30
2-Chlorophenol	55	U	732	487		ug/Kg	☼	66	32 - 110	1	30
2-Methylnaphthalene	7.3	U	732	480		ug/Kg	☼	66	10 - 200	2	30
2-Methylphenol	220	U	732	489		ug/Kg	☼	67	19 - 124	0	30
2-Nitroaniline	220	U	732	501		ug/Kg	☼	68	31 - 141	1	30
2-Nitrophenol	55	U	732	441		ug/Kg	☼	60	17 - 110	7	30
3,3'-Dichlorobenzidine	110	U	732	110	U F	ug/Kg	☼	0	10 - 110	NC	30
3-Nitroaniline	220	U	732	421		ug/Kg	☼	57	24 - 110	1	30
4,6-Dinitro-2-methylphenol	170	U	732	162	F	ug/Kg	☼	22	10 - 110	38	30
4-Bromophenyl phenyl ether	55	U	732	476		ug/Kg	☼	65	44 - 120	2	30

Method: 8270C - Semivolatile Organic Compounds (GC/MS) (Continued)

Lab Sample ID: 240-6402-18 MSD
Matrix: Solid
Analysis Batch: 26044

Client Sample ID: S-017324-113011-TP-154
Prep Type: Total/NA
Prep Batch: 25643

Analyte	Sample Result	Sample Qualifier	Spike Added	MSD Result	MSD Qualifier	Unit	D	%Rec	%Rec. Limits	RPD	RPD Limit
4-Chloro-3-methylphenol	170	U	732	501		ug/Kg	☼	68	32 - 117	1	30
4-Chloroaniline	170	U	732	344		ug/Kg	☼	47	11 - 110	10	30
4-Chlorophenyl phenyl ether	55	U	732	485		ug/Kg	☼	66	47 - 116	3	30
4-Nitroaniline	220	U	732	397		ug/Kg	☼	54	23 - 124	7	30
4-Nitrophenol	360	U	732	297	J	ug/Kg	☼	40	10 - 125	11	30
Acenaphthene	7.3	U	732	459		ug/Kg	☼	63	10 - 200	1	30
Acenaphthylene	7.3	U	732	470		ug/Kg	☼	64	10 - 200	1	30
Acetophenone	110	U	732	476		ug/Kg	☼	65	50 - 130	3	30
Anthracene	7.3	U	732	495		ug/Kg	☼	68	10 - 200	4	30
Atrazine	220	U	732	578		ug/Kg	☼	79	50 - 130	4	30
Benzaldehyde	110	U	732	517		ug/Kg	☼	71	10 - 130	4	30
Benzo[a]anthracene	7.3	U	732	485		ug/Kg	☼	66	10 - 200	0	30
Benzo[a]pyrene	7.3	U	732	460		ug/Kg	☼	63	10 - 200	2	30
Benzo[b]fluoranthene	7.3	U	732	494		ug/Kg	☼	67	10 - 200	1	30
Benzo[g,h,i]perylene	7.3	U	732	525		ug/Kg	☼	72	10 - 200	1	30
Benzo[k]fluoranthene	7.3	U	732	491		ug/Kg	☼	67	10 - 200	2	30
Bis(2-chloroethoxy)methane	110	U	732	469		ug/Kg	☼	64	36 - 110	2	30
Bis(2-chloroethyl)ether	110	U	732	504		ug/Kg	☼	69	32 - 118	4	30
Bis(2-ethylhexyl) phthalate	55	U	732	548		ug/Kg	☼	75	10 - 200	2	30
Butyl benzyl phthalate	55	U	732	534		ug/Kg	☼	73	43 - 138	1	30
Caprolactam	360	U	732	480		ug/Kg	☼	65	50 - 130	2	30
Carbazole	55	U	732	482		ug/Kg	☼	66	10 - 162	1	30
Chrysene	7.3	U	732	513		ug/Kg	☼	70	10 - 200	1	30
Dibenz(a,h)anthracene	7.3	U	732	503		ug/Kg	☼	69	10 - 200	1	30
Dibenzofuran	55	U	732	477		ug/Kg	☼	65	10 - 200	2	30
Diethyl phthalate	55	U	732	502		ug/Kg	☼	69	48 - 118	2	30
Dimethyl phthalate	55	U	732	499		ug/Kg	☼	68	47 - 116	4	30
Di-n-butyl phthalate	55	U	732	512		ug/Kg	☼	70	31 - 145	1	30
Di-n-octyl phthalate	55	U	732	544		ug/Kg	☼	74	10 - 182	2	30
Fluoranthene	7.3	U	732	514		ug/Kg	☼	70	10 - 200	1	30
Fluorene	7.3	U	732	485		ug/Kg	☼	66	10 - 187	3	30
Hexachlorobenzene	7.3	U	732	483		ug/Kg	☼	66	37 - 122	2	30
Hexachlorobutadiene	55	U	732	439		ug/Kg	☼	60	30 - 110	1	30
Hexachlorocyclopentadiene	360	U	732	360	U F	ug/Kg	☼	0	10 - 110	NC	30
Hexachloroethane	55	U	732	425		ug/Kg	☼	58	13 - 110	1	30
Indeno[1,2,3-cd]pyrene	7.3	U	732	518		ug/Kg	☼	71	10 - 200	1	30
Isophorone	55	U	732	466		ug/Kg	☼	64	32 - 129	3	30
Naphthalene	7.3	U	732	462		ug/Kg	☼	63	10 - 200	1	30
Nitrobenzene	110	U	732	459		ug/Kg	☼	63	33 - 111	0	30
N-Nitrosodi-n-propylamine	55	U	732	476		ug/Kg	☼	65	30 - 121	0	30
N-Nitrosodiphenylamine	55	U	732	466		ug/Kg	☼	64	10 - 169	2	30
Pentachlorophenol	170	U	732	250		ug/Kg	☼	34	10 - 182	7	30
Phenol	55	U	732	502		ug/Kg	☼	68	10 - 144	3	30
Phenanthrene	7.3	U	732	502		ug/Kg	☼	68	10 - 200	6	30
Pyrene	7.3	U	732	483		ug/Kg	☼	66	10 - 200	0	30
3 & 4 Methylphenol	440	U	1460	974		ug/Kg	☼	66	27 - 116	2	30

Surrogate	*MSD %Recovery*	*MSD Qualifier*	*Limits*
2-Fluorobiphenyl (Surr)	*60*		*34 - 110*

Method: 8270C - Semivolatile Organic Compounds (GC/MS) (Continued)

Lab Sample ID: 240-6402-18 MSD
Matrix: Solid
Analysis Batch: 26044

Client Sample ID: S-017324-113011-TP-154
Prep Type: Total/NA
Prep Batch: 25643

Surrogate	*MSD %Recovery*	*MSD Qualifier*	*Limits*
2-Fluorophenol (Surr)	*71*		*26 - 110*
2,4,6-Tribromophenol (Surr)	*44*		*10 - 118*
Nitrobenzene-d5 (Surr)	*64*		*24 - 112*
Phenol-d5 (Surr)	*69*		*28 - 110*
Terphenyl-d14 (Surr)	*73*		*41 - 119*

Lab Sample ID: MB 240-25847/24-A
Matrix: Solid
Analysis Batch: 26807

Client Sample ID: Method Blank
Prep Type: Total/NA
Prep Batch: 25847

Analyte	MB Result	MB Qualifier	RL	MDL	Unit	D	Prepared	Analyzed	Dil Fac
1,1'-Biphenyl	50	U	50	27	ug/Kg		12/07/11 10:46	12/14/11 11:20	1
2,2'-oxybis[1-chloropropane]	100	U	100	9.5	ug/Kg		12/07/11 10:46	12/14/11 11:20	1
2,4,5-Trichlorophenol	150	U	150	25	ug/Kg		12/07/11 10:46	12/14/11 11:20	1
2,4,6-Trichlorophenol	150	U	150	80	ug/Kg		12/07/11 10:46	12/14/11 11:20	1
2,4-Dichlorophenol	150	U	150	20	ug/Kg		12/07/11 10:46	12/14/11 11:20	1
2,4-Dimethylphenol	150	U	150	20	ug/Kg		12/07/11 10:46	12/14/11 11:20	1
2,4-Dinitrophenol	330	U	330	80	ug/Kg		12/07/11 10:46	12/14/11 11:20	1
2,4-Dinitrotoluene	200	U	200	27	ug/Kg		12/07/11 10:46	12/14/11 11:20	1
2,6-Dinitrotoluene	200	U	200	21	ug/Kg		12/07/11 10:46	12/14/11 11:20	1
2-Chloronaphthalene	50	U	50	3.3	ug/Kg		12/07/11 10:46	12/14/11 11:20	1
2-Chlorophenol	50	U	50	27	ug/Kg		12/07/11 10:46	12/14/11 11:20	1
2-Methylnaphthalene	6.7	U	6.7	3.3	ug/Kg		12/07/11 10:46	12/14/11 11:20	1
2-Methylphenol	200	U	200	80	ug/Kg		12/07/11 10:46	12/14/11 11:20	1
2-Nitroaniline	200	U	200	9.1	ug/Kg		12/07/11 10:46	12/14/11 11:20	1
2-Nitrophenol	50	U	50	27	ug/Kg		12/07/11 10:46	12/14/11 11:20	1
3,3'-Dichlorobenzidine	100	U	100	18	ug/Kg		12/07/11 10:46	12/14/11 11:20	1
3-Nitroaniline	200	U	200	16	ug/Kg		12/07/11 10:46	12/14/11 11:20	1
4,6-Dinitro-2-methylphenol	150	U	150	80	ug/Kg		12/07/11 10:46	12/14/11 11:20	1
4-Bromophenyl phenyl ether	50	U	50	13	ug/Kg		12/07/11 10:46	12/14/11 11:20	1
4-Chloro-3-methylphenol	150	U	150	21	ug/Kg		12/07/11 10:46	12/14/11 11:20	1
4-Chloroaniline	150	U	150	17	ug/Kg		12/07/11 10:46	12/14/11 11:20	1
4-Chlorophenyl phenyl ether	50	U	50	13	ug/Kg		12/07/11 10:46	12/14/11 11:20	1
4-Nitroaniline	200	U	200	26	ug/Kg		12/07/11 10:46	12/14/11 11:20	1
4-Nitrophenol	330	U	330	80	ug/Kg		12/07/11 10:46	12/14/11 11:20	1
Acenaphthene	6.7	U	6.7	3.3	ug/Kg		12/07/11 10:46	12/14/11 11:20	1
Acenaphthylene	6.7	U	6.7	3.3	ug/Kg		12/07/11 10:46	12/14/11 11:20	1
Acetophenone	100	U	100	9.2	ug/Kg		12/07/11 10:46	12/14/11 11:20	1
Anthracene	6.7	U	6.7	3.3	ug/Kg		12/07/11 10:46	12/14/11 11:20	1
Atrazine	200	U	200	9.1	ug/Kg		12/07/11 10:46	12/14/11 11:20	1
Benzaldehyde	100	U	100	12	ug/Kg		12/07/11 10:46	12/14/11 11:20	1
Benzo[a]anthracene	6.7	U	6.7	3.3	ug/Kg		12/07/11 10:46	12/14/11 11:20	1
Benzo[a]pyrene	6.7	U	6.7	3.3	ug/Kg		12/07/11 10:46	12/14/11 11:20	1
Benzo[b]fluoranthene	6.7	U	6.7	3.3	ug/Kg		12/07/11 10:46	12/14/11 11:20	1
Benzo[g,h,i]perylene	6.7	U	6.7	3.3	ug/Kg		12/07/11 10:46	12/14/11 11:20	1
Benzo[k]fluoranthene	6.7	U	6.7	3.3	ug/Kg		12/07/11 10:46	12/14/11 11:20	1
Bis(2-chloroethoxy)methane	100	U	100	22	ug/Kg		12/07/11 10:46	12/14/11 11:20	1
Bis(2-chloroethyl)ether	100	U	100	2.0	ug/Kg		12/07/11 10:46	12/14/11 11:20	1
Bis(2-ethylhexyl) phthalate	50	U	50	19	ug/Kg		12/07/11 10:46	12/14/11 11:20	1

Method: 8270C - Semivolatile Organic Compounds (GC/MS) (Continued)

Lab Sample ID: MB 240-25847/24-A
Matrix: Solid
Analysis Batch: 26807

Client Sample ID: Method Blank
Prep Type: Total/NA
Prep Batch: 25847

Analyte	MB Result	MB Qualifier	RL	MDL	Unit	D	Prepared	Analyzed	Dil Fac
Butyl benzyl phthalate	50	U	50	10	ug/Kg		12/07/11 10:46	12/14/11 11:20	1
Caprolactam	330	U	330	37	ug/Kg		12/07/11 10:46	12/14/11 11:20	1
Carbazole	50	U	50	27	ug/Kg		12/07/11 10:46	12/14/11 11:20	1
Chrysene	6.7	U	6.7	1.1	ug/Kg		12/07/11 10:46	12/14/11 11:20	1
Dibenz(a,h)anthracene	6.7	U	6.7	3.3	ug/Kg		12/07/11 10:46	12/14/11 11:20	1
Dibenzofuran	50	U	50	3.3	ug/Kg		12/07/11 10:46	12/14/11 11:20	1
Diethyl phthalate	50	U	50	16	ug/Kg		12/07/11 10:46	12/14/11 11:20	1
Dimethyl phthalate	50	U	50	17	ug/Kg		12/07/11 10:46	12/14/11 11:20	1
Di-n-butyl phthalate	50	U	50	15	ug/Kg		12/07/11 10:46	12/14/11 11:20	1
Di-n-octyl phthalate	50	U	50	27	ug/Kg		12/07/11 10:46	12/14/11 11:20	1
Fluoranthene	6.7	U	6.7	3.3	ug/Kg		12/07/11 10:46	12/14/11 11:20	1
Fluorene	6.7	U	6.7	3.3	ug/Kg		12/07/11 10:46	12/14/11 11:20	1
Hexachlorobenzene	6.7	U	6.7	2.1	ug/Kg		12/07/11 10:46	12/14/11 11:20	1
Hexachlorobutadiene	50	U	50	27	ug/Kg		12/07/11 10:46	12/14/11 11:20	1
Hexachlorocyclopentadiene	330	U	330	27	ug/Kg		12/07/11 10:46	12/14/11 11:20	1
Hexachloroethane	50	U	50	9.0	ug/Kg		12/07/11 10:46	12/14/11 11:20	1
Indeno[1,2,3-cd]pyrene	6.7	U	6.7	3.3	ug/Kg		12/07/11 10:46	12/14/11 11:20	1
Isophorone	50	U	50	13	ug/Kg		12/07/11 10:46	12/14/11 11:20	1
Naphthalene	6.7	U	6.7	3.3	ug/Kg		12/07/11 10:46	12/14/11 11:20	1
Nitrobenzene	100	U	100	2.2	ug/Kg		12/07/11 10:46	12/14/11 11:20	1
N-Nitrosodi-n-propylamine	50	U	50	27	ug/Kg		12/07/11 10:46	12/14/11 11:20	1
N-Nitrosodiphenylamine	50	U	50	21	ug/Kg		12/07/11 10:46	12/14/11 11:20	1
Pentachlorophenol	150	U	150	80	ug/Kg		12/07/11 10:46	12/14/11 11:20	1
Phenol	50	U	50	27	ug/Kg		12/07/11 10:46	12/14/11 11:20	1
Phenanthrene	6.7	U	6.7	3.3	ug/Kg		12/07/11 10:46	12/14/11 11:20	1
Pyrene	6.7	U	6.7	3.3	ug/Kg		12/07/11 10:46	12/14/11 11:20	1
3 & 4 Methylphenol	400	U	400	20	ug/Kg		12/07/11 10:46	12/14/11 11:20	1

Surrogate	*MB %Recovery*	*MB Qualifier*	*Limits*	*Prepared*	*Analyzed*	*Dil Fac*
2-Fluorobiphenyl (Surr)	*58*		*34 - 110*	*12/07/11 10:46*	*12/14/11 11:20*	*1*
2-Fluorophenol (Surr)	*67*		*26 - 110*	*12/07/11 10:46*	*12/14/11 11:20*	*1*
2,4,6-Tribromophenol (Surr)	*41*		*10 - 118*	*12/07/11 10:46*	*12/14/11 11:20*	*1*
Nitrobenzene-d5 (Surr)	*61*		*24 - 112*	*12/07/11 10:46*	*12/14/11 11:20*	*1*
Phenol-d5 (Surr)	*67*		*28 - 110*	*12/07/11 10:46*	*12/14/11 11:20*	*1*
Terphenyl-d14 (Surr)	*71*		*41 - 119*	*12/07/11 10:46*	*12/14/11 11:20*	*1*

Lab Sample ID: LCS 240-25847/23-A
Matrix: Solid
Analysis Batch: 26807

Client Sample ID: Lab Control Sample
Prep Type: Total/NA
Prep Batch: 25847

Analyte	Spike Added	LCS Result	LCS Qualifier	Unit	D	%Rec	%Rec. Limits
1,1'-Biphenyl	667	401		ug/Kg		60	50 - 130
2,2'-oxybis[1-chloropropane]	667	379		ug/Kg		57	36 - 116
2,4,5-Trichlorophenol	667	403		ug/Kg		60	42 - 110
2,4,6-Trichlorophenol	667	403		ug/Kg		60	37 - 110
2,4-Dichlorophenol	667	442		ug/Kg		66	40 - 110
2,4-Dimethylphenol	667	341		ug/Kg		51	28 - 110
2,4-Dinitrophenol	667	146	J	ug/Kg		22	10 - 110
2,4-Dinitrotoluene	667	436		ug/Kg		65	55 - 116

Method: 8270C - Semivolatile Organic Compounds (GC/MS) (Continued)

Lab Sample ID: LCS 240-25847/23-A
Matrix: Solid
Analysis Batch: 26807

Client Sample ID: Lab Control Sample
Prep Type: Total/NA
Prep Batch: 25847

Analyte	Spike Added	LCS Result	LCS Qualifier	Unit	D	%Rec	%Rec. Limits
2,6-Dinitrotoluene	667	465		ug/Kg		70	54 - 115
2-Chloronaphthalene	667	403		ug/Kg		60	46 - 110
2-Chlorophenol	667	441		ug/Kg		66	39 - 110
2-Methylnaphthalene	667	422		ug/Kg		63	46 - 110
2-Methylphenol	667	437		ug/Kg		65	36 - 110
2-Nitroaniline	667	375		ug/Kg		56	47 - 124
2-Nitrophenol	667	424		ug/Kg		64	35 - 110
3,3'-Dichlorobenzidine	667	273		ug/Kg		41	31 - 110
3-Nitroaniline	667	369		ug/Kg		55	44 - 110
4,6-Dinitro-2-methylphenol	667	179		ug/Kg		27	21 - 110
4-Bromophenyl phenyl ether	667	405		ug/Kg		61	53 - 112
4-Chloro-3-methylphenol	667	434		ug/Kg		65	42 - 110
4-Chloroaniline	667	280		ug/Kg		42	25 - 110
4-Chlorophenyl phenyl ether	667	426		ug/Kg		64	53 - 110
4-Nitroaniline	667	399		ug/Kg		60	50 - 110
4-Nitrophenol	667	419		ug/Kg		63	24 - 117
Acenaphthene	667	395		ug/Kg		59	46 - 110
Acenaphthylene	667	407		ug/Kg		61	47 - 110
Acetophenone	667	428		ug/Kg		64	50 - 130
Anthracene	667	410		ug/Kg		61	56 - 111
Atrazine	667	495		ug/Kg		74	50 - 130
Benzaldehyde	667	423		ug/Kg		63	10 - 130
Benzo[a]anthracene	667	436		ug/Kg		65	58 - 111
Benzo[a]pyrene	667	401		ug/Kg		60	44 - 115
Benzo[b]fluoranthene	667	515		ug/Kg		77	43 - 124
Benzo[g,h,i]perylene	667	459		ug/Kg		69	44 - 120
Benzo[k]fluoranthene	667	349		ug/Kg		52	38 - 122
Bis(2-chloroethoxy)methane	667	423		ug/Kg		63	42 - 110
Bis(2-chloroethyl)ether	667	421		ug/Kg		63	41 - 110
Bis(2-ethylhexyl) phthalate	667	433		ug/Kg		65	56 - 123
Butyl benzyl phthalate	667	431		ug/Kg		65	57 - 121
Caprolactam	667	389		ug/Kg		58	50 - 130
Carbazole	667	416		ug/Kg		62	56 - 115
Chrysene	667	451		ug/Kg		68	56 - 111
Dibenz(a,h)anthracene	667	419		ug/Kg		63	45 - 122
Dibenzofuran	667	404		ug/Kg		61	50 - 110
Diethyl phthalate	667	435		ug/Kg		65	55 - 114
Dimethyl phthalate	667	428		ug/Kg		64	54 - 112
Di-n-butyl phthalate	667	452		ug/Kg		68	57 - 119
Di-n-octyl phthalate	667	370		ug/Kg		55	45 - 123
Fluoranthene	667	443		ug/Kg		66	55 - 118
Fluorene	667	415		ug/Kg		62	51 - 110
Hexachlorobenzene	667	407		ug/Kg		61	51 - 110
Hexachlorobutadiene	667	429		ug/Kg		64	39 - 110
Hexachlorocyclopentadiene	667	386		ug/Kg		58	10 - 110
Hexachloroethane	667	408		ug/Kg		61	38 - 110
Indeno[1,2,3-cd]pyrene	667	433		ug/Kg		65	45 - 121
Isophorone	667	404		ug/Kg		61	46 - 117
Naphthalene	667	431		ug/Kg		65	42 - 110
Nitrobenzene	667	407		ug/Kg		61	40 - 110

Method: 8270C - Semivolatile Organic Compounds (GC/MS) (Continued)

Lab Sample ID: LCS 240-25847/23-A
Matrix: Solid
Analysis Batch: 26807

Client Sample ID: Lab Control Sample
Prep Type: Total/NA
Prep Batch: 25847

Analyte	Spike Added	LCS Result	LCS Qualifier	Unit	D	%Rec	%Rec. Limits
N-Nitrosodi-n-propylamine	667	410		ug/Kg		61	40 - 114
N-Nitrosodiphenylamine	667	383		ug/Kg		57	54 - 112
Pentachlorophenol	667	268		ug/Kg		40	10 - 110
Phenol	667	446		ug/Kg		67	39 - 110
Phenanthrene	667	426		ug/Kg		64	54 - 110
Pyrene	667	423		ug/Kg		63	58 - 113
3 & 4 Methylphenol	1330	887		ug/Kg		67	40 - 110

Surrogate	*LCS %Recovery*	*LCS Qualifier*	*Limits*
2-Fluorobiphenyl (Surr)	*57*		*34 - 110*
2-Fluorophenol (Surr)	*66*		*26 - 110*
2,4,6-Tribromophenol (Surr)	*51*		*10 - 118*
Nitrobenzene-d5 (Surr)	*64*		*24 - 112*
Phenol-d5 (Surr)	*67*		*28 - 110*
Terphenyl-d14 (Surr)	*70*		*41 - 119*

Lab Sample ID: MB 240-26170/18-A
Matrix: Solid
Analysis Batch: 26807

Client Sample ID: Method Blank
Prep Type: Total/NA
Prep Batch: 26170

Analyte	MB Result	MB Qualifier	RL	MDL	Unit	D	Prepared	Analyzed	Dil Fac
1,1'-Biphenyl	50	U	50	27	ug/Kg		12/09/11 08:37	12/14/11 10:42	1
2,2'-oxybis[1-chloropropane]	100	U	100	9.5	ug/Kg		12/09/11 08:37	12/14/11 10:42	1
2,4,5-Trichlorophenol	150	U	150	25	ug/Kg		12/09/11 08:37	12/14/11 10:42	1
2,4,6-Trichlorophenol	150	U	150	80	ug/Kg		12/09/11 08:37	12/14/11 10:42	1
2,4-Dichlorophenol	150	U	150	20	ug/Kg		12/09/11 08:37	12/14/11 10:42	1
2,4-Dimethylphenol	150	U	150	20	ug/Kg		12/09/11 08:37	12/14/11 10:42	1
2,4-Dinitrophenol	330	U	330	80	ug/Kg		12/09/11 08:37	12/14/11 10:42	1
2,4-Dinitrotoluene	200	U	200	27	ug/Kg		12/09/11 08:37	12/14/11 10:42	1
2,6-Dinitrotoluene	200	U	200	21	ug/Kg		12/09/11 08:37	12/14/11 10:42	1
2-Chloronaphthalene	50	U	50	3.3	ug/Kg		12/09/11 08:37	12/14/11 10:42	1
2-Chlorophenol	50	U	50	27	ug/Kg		12/09/11 08:37	12/14/11 10:42	1
2-Methylnaphthalene	6.7	U	6.7	3.3	ug/Kg		12/09/11 08:37	12/14/11 10:42	1
2-Methylphenol	200	U	200	80	ug/Kg		12/09/11 08:37	12/14/11 10:42	1
2-Nitroaniline	200	U	200	9.1	ug/Kg		12/09/11 08:37	12/14/11 10:42	1
2-Nitrophenol	50	U	50	27	ug/Kg		12/09/11 08:37	12/14/11 10:42	1
3,3'-Dichlorobenzidine	100	U	100	18	ug/Kg		12/09/11 08:37	12/14/11 10:42	1
3-Nitroaniline	200	U	200	16	ug/Kg		12/09/11 08:37	12/14/11 10:42	1
4,6-Dinitro-2-methylphenol	150	U	150	80	ug/Kg		12/09/11 08:37	12/14/11 10:42	1
4-Bromophenyl phenyl ether	50	U	50	13	ug/Kg		12/09/11 08:37	12/14/11 10:42	1
4-Chloro-3-methylphenol	150	U	150	21	ug/Kg		12/09/11 08:37	12/14/11 10:42	1
4-Chloroaniline	150	U	150	17	ug/Kg		12/09/11 08:37	12/14/11 10:42	1
4-Chlorophenyl phenyl ether	50	U	50	13	ug/Kg		12/09/11 08:37	12/14/11 10:42	1
4-Nitroaniline	200	U	200	26	ug/Kg		12/09/11 08:37	12/14/11 10:42	1
4-Nitrophenol	330	U	330	80	ug/Kg		12/09/11 08:37	12/14/11 10:42	1
Acenaphthene	6.7	U	6.7	3.3	ug/Kg		12/09/11 08:37	12/14/11 10:42	1
Acenaphthylene	6.7	U	6.7	3.3	ug/Kg		12/09/11 08:37	12/14/11 10:42	1
Acetophenone	100	U	100	9.2	ug/Kg		12/09/11 08:37	12/14/11 10:42	1
Anthracene	6.7	U	6.7	3.3	ug/Kg		12/09/11 08:37	12/14/11 10:42	1

Method: 8270C - Semivolatile Organic Compounds (GC/MS) (Continued)

Lab Sample ID: MB 240-26170/18-A
Matrix: Solid
Analysis Batch: 26807

Client Sample ID: Method Blank
Prep Type: Total/NA
Prep Batch: 26170

Analyte	MB Result	MB Qualifier	RL	MDL	Unit	D	Prepared	Analyzed	Dil Fac
Atrazine	200	U	200	9.1	ug/Kg		12/09/11 08:37	12/14/11 10:42	1
Benzaldehyde	100	U	100	12	ug/Kg		12/09/11 08:37	12/14/11 10:42	1
Benzo[a]anthracene	6.7	U	6.7	3.3	ug/Kg		12/09/11 08:37	12/14/11 10:42	1
Benzo[a]pyrene	6.7	U	6.7	3.3	ug/Kg		12/09/11 08:37	12/14/11 10:42	1
Benzo[b]fluoranthene	6.7	U	6.7	3.3	ug/Kg		12/09/11 08:37	12/14/11 10:42	1
Benzo[g,h,i]perylene	6.7	U	6.7	3.3	ug/Kg		12/09/11 08:37	12/14/11 10:42	1
Benzo[k]fluoranthene	6.7	U	6.7	3.3	ug/Kg		12/09/11 08:37	12/14/11 10:42	1
Bis(2-chloroethoxy)methane	100	U	100	22	ug/Kg		12/09/11 08:37	12/14/11 10:42	1
Bis(2-chloroethyl)ether	100	U	100	2.0	ug/Kg		12/09/11 08:37	12/14/11 10:42	1
Bis(2-ethylhexyl) phthalate	50	U	50	19	ug/Kg		12/09/11 08:37	12/14/11 10:42	1
Butyl benzyl phthalate	50	U	50	10	ug/Kg		12/09/11 08:37	12/14/11 10:42	1
Caprolactam	330	U	330	37	ug/Kg		12/09/11 08:37	12/14/11 10:42	1
Carbazole	50	U	50	27	ug/Kg		12/09/11 08:37	12/14/11 10:42	1
Chrysene	6.7	U	6.7	1.1	ug/Kg		12/09/11 08:37	12/14/11 10:42	1
Dibenz(a,h)anthracene	6.7	U	6.7	3.3	ug/Kg		12/09/11 08:37	12/14/11 10:42	1
Dibenzofuran	50	U	50	3.3	ug/Kg		12/09/11 08:37	12/14/11 10:42	1
Diethyl phthalate	50	U	50	16	ug/Kg		12/09/11 08:37	12/14/11 10:42	1
Dimethyl phthalate	50	U	50	17	ug/Kg		12/09/11 08:37	12/14/11 10:42	1
Di-n-butyl phthalate	50	U	50	15	ug/Kg		12/09/11 08:37	12/14/11 10:42	1
Di-n-octyl phthalate	50	U	50	27	ug/Kg		12/09/11 08:37	12/14/11 10:42	1
Fluoranthene	6.7	U	6.7	3.3	ug/Kg		12/09/11 08:37	12/14/11 10:42	1
Fluorene	6.7	U	6.7	3.3	ug/Kg		12/09/11 08:37	12/14/11 10:42	1
Hexachlorobenzene	6.7	U	6.7	2.1	ug/Kg		12/09/11 08:37	12/14/11 10:42	1
Hexachlorobutadiene	50	U	50	27	ug/Kg		12/09/11 08:37	12/14/11 10:42	1
Hexachlorocyclopentadiene	330	U	330	27	ug/Kg		12/09/11 08:37	12/14/11 10:42	1
Hexachloroethane	50	U	50	9.0	ug/Kg		12/09/11 08:37	12/14/11 10:42	1
Indeno[1,2,3-cd]pyrene	6.7	U	6.7	3.3	ug/Kg		12/09/11 08:37	12/14/11 10:42	1
Isophorone	50	U	50	13	ug/Kg		12/09/11 08:37	12/14/11 10:42	1
Naphthalene	6.7	U	6.7	3.3	ug/Kg		12/09/11 08:37	12/14/11 10:42	1
Nitrobenzene	100	U	100	2.2	ug/Kg		12/09/11 08:37	12/14/11 10:42	1
N-Nitrosodi-n-propylamine	50	U	50	27	ug/Kg		12/09/11 08:37	12/14/11 10:42	1
N-Nitrosodiphenylamine	50	U	50	21	ug/Kg		12/09/11 08:37	12/14/11 10:42	1
Pentachlorophenol	150	U	150	80	ug/Kg		12/09/11 08:37	12/14/11 10:42	1
Phenol	50	U	50	27	ug/Kg		12/09/11 08:37	12/14/11 10:42	1
Phenanthrene	6.7	U	6.7	3.3	ug/Kg		12/09/11 08:37	12/14/11 10:42	1
Pyrene	6.7	U	6.7	3.3	ug/Kg		12/09/11 08:37	12/14/11 10:42	1
3 & 4 Methylphenol	400	U	400	20	ug/Kg		12/09/11 08:37	12/14/11 10:42	1

Surrogate	*MB %Recovery*	*MB Qualifier*	*Limits*	*Prepared*	*Analyzed*	*Dil Fac*
2-Fluorobiphenyl (Surr)	*59*		*34 - 110*	*12/09/11 08:37*	*12/14/11 10:42*	*1*
2-Fluorophenol (Surr)	*68*		*26 - 110*	*12/09/11 08:37*	*12/14/11 10:42*	*1*
2,4,6-Tribromophenol (Surr)	*52*		*10 - 118*	*12/09/11 08:37*	*12/14/11 10:42*	*1*
Nitrobenzene-d5 (Surr)	*63*		*24 - 112*	*12/09/11 08:37*	*12/14/11 10:42*	*1*
Phenol-d5 (Surr)	*68*		*28 - 110*	*12/09/11 08:37*	*12/14/11 10:42*	*1*
Terphenyl-d14 (Surr)	*71*		*41 - 119*	*12/09/11 08:37*	*12/14/11 10:42*	*1*

Method: 8270C - Semivolatile Organic Compounds (GC/MS) (Continued)

Lab Sample ID: LCS 240-26170/19-A
Matrix: Solid
Analysis Batch: 26807

Client Sample ID: Lab Control Sample
Prep Type: Total/NA
Prep Batch: 26170

Analyte	Spike Added	LCS Result	LCS Qualifier	Unit	D	%Rec	%Rec. Limits
1,1'-Biphenyl	667	382		ug/Kg		57	50 - 130
2,2'-oxybis[1-chloropropane]	667	398		ug/Kg		60	36 - 116
2,4,5-Trichlorophenol	667	413		ug/Kg		62	42 - 110
2,4,6-Trichlorophenol	667	431		ug/Kg		65	37 - 110
2,4-Dichlorophenol	667	443		ug/Kg		66	40 - 110
2,4-Dimethylphenol	667	317		ug/Kg		47	28 - 110
2,4-Dinitrophenol	667	224	J	ug/Kg		34	10 - 110
2,4-Dinitrotoluene	667	421		ug/Kg		63	55 - 116
2,6-Dinitrotoluene	667	446		ug/Kg		67	54 - 115
2-Chloronaphthalene	667	389		ug/Kg		58	46 - 110
2-Chlorophenol	667	429		ug/Kg		64	39 - 110
2-Methylnaphthalene	667	416		ug/Kg		62	46 - 110
2-Methylphenol	667	417		ug/Kg		62	36 - 110
2-Nitroaniline	667	381		ug/Kg		57	47 - 124
2-Nitrophenol	667	419		ug/Kg		63	35 - 110
3,3'-Dichlorobenzidine	667	267		ug/Kg		40	31 - 110
3-Nitroaniline	667	361		ug/Kg		54	44 - 110
4,6-Dinitro-2-methylphenol	667	197		ug/Kg		29	21 - 110
4-Bromophenyl phenyl ether	667	395		ug/Kg		59	53 - 112
4-Chloro-3-methylphenol	667	428		ug/Kg		64	42 - 110
4-Chloroaniline	667	270		ug/Kg		40	25 - 110
4-Chlorophenyl phenyl ether	667	405		ug/Kg		61	53 - 110
4-Nitroaniline	667	387		ug/Kg		58	50 - 110
4-Nitrophenol	667	461		ug/Kg		69	24 - 117
Acenaphthene	667	378		ug/Kg		57	46 - 110
Acenaphthylene	667	391		ug/Kg		59	47 - 110
Acetophenone	667	421		ug/Kg		63	50 - 130
Anthracene	667	394		ug/Kg		59	56 - 111
Atrazine	667	460		ug/Kg		69	50 - 130
Benzaldehyde	667	416		ug/Kg		62	10 - 130
Benzo[a]anthracene	667	406		ug/Kg		61	58 - 111
Benzo[a]pyrene	667	369		ug/Kg		55	44 - 115
Benzo[b]fluoranthene	667	435		ug/Kg		65	43 - 124
Benzo[g,h,i]perylene	667	452		ug/Kg		68	44 - 120
Benzo[k]fluoranthene	667	335		ug/Kg		50	38 - 122
Bis(2-chloroethoxy)methane	667	418		ug/Kg		63	42 - 110
Bis(2-chloroethyl)ether	667	419		ug/Kg		63	41 - 110
Bis(2-ethylhexyl) phthalate	667	417		ug/Kg		63	56 - 123
Butyl benzyl phthalate	667	413		ug/Kg		62	57 - 121
Caprolactam	667	343		ug/Kg		51	50 - 130
Carbazole	667	389		ug/Kg		58	56 - 115
Chrysene	667	412		ug/Kg		62	56 - 111
Dibenz(a,h)anthracene	667	405		ug/Kg		61	45 - 122
Dibenzofuran	667	391		ug/Kg		59	50 - 110
Diethyl phthalate	667	419		ug/Kg		63	55 - 114
Dimethyl phthalate	667	411		ug/Kg		62	54 - 112
Di-n-butyl phthalate	667	437		ug/Kg		66	57 - 119
Di-n-octyl phthalate	667	351		ug/Kg		53	45 - 123
Fluoranthene	667	418		ug/Kg		63	55 - 118

Method: 8270C - Semivolatile Organic Compounds (GC/MS) (Continued)

Lab Sample ID: LCS 240-26170/19-A
Matrix: Solid
Analysis Batch: 26807

Client Sample ID: Lab Control Sample
Prep Type: Total/NA
Prep Batch: 26170

Analyte	Spike Added	LCS Result	LCS Qualifier	Unit	D	%Rec	%Rec. Limits
Fluorene	667	401		ug/Kg		60	51 - 110
Hexachlorobenzene	667	377		ug/Kg		57	51 - 110
Hexachlorobutadiene	667	438		ug/Kg		66	39 - 110
Hexachlorocyclopentadiene	667	371		ug/Kg		56	10 - 110
Hexachloroethane	667	407		ug/Kg		61	38 - 110
Indeno[1,2,3-cd]pyrene	667	417		ug/Kg		63	45 - 121
Isophorone	667	407		ug/Kg		61	46 - 117
Naphthalene	667	420		ug/Kg		63	42 - 110
Nitrobenzene	667	411		ug/Kg		62	40 - 110
N-Nitrosodi-n-propylamine	667	411		ug/Kg		62	40 - 114
N-Nitrosodiphenylamine	667	364		ug/Kg		55	54 - 112
Pentachlorophenol	667	273		ug/Kg		41	10 - 110
Phenol	667	458		ug/Kg		69	39 - 110
Phenanthrene	667	400		ug/Kg		60	54 - 110
Pyrene	667	395		ug/Kg		59	58 - 113
3 & 4 Methylphenol	1330	873		ug/Kg		66	40 - 110

Surrogate	*LCS %Recovery*	*LCS Qualifier*	*Limits*
2-Fluorobiphenyl (Surr)	*57*		*34 - 110*
2-Fluorophenol (Surr)	*69*		*26 - 110*
2,4,6-Tribromophenol (Surr)	*60*		*10 - 118*
Nitrobenzene-d5 (Surr)	*67*		*24 - 112*
Phenol-d5 (Surr)	*69*		*28 - 110*
Terphenyl-d14 (Surr)	*67*		*41 - 119*

Method: 8015B - Gasoline Range Organics - (GC)

Lab Sample ID: 240-6402-18 MS
Matrix: Solid
Analysis Batch: 26418

Client Sample ID: S-017324-113011-TP-154
Prep Type: Total/NA
Prep Batch: 25856

Analyte	Sample Result	Sample Qualifier	Spike Added	MS Result	MS Qualifier	Unit	D	%Rec	%Rec. Limits
C6-C10	62		326	279		ug/Kg	☼	67	10 - 142

Surrogate	*MS %Recovery*	*MS Qualifier*	*Limits*
Trifluorotoluene (Surr)	*111*		*10 - 150*

Lab Sample ID: 240-6402-18 MSD
Matrix: Solid
Analysis Batch: 26418

Client Sample ID: S-017324-113011-TP-154
Prep Type: Total/NA
Prep Batch: 25856

Analyte	Sample Result	Sample Qualifier	Spike Added	MSD Result	MSD Qualifier	Unit	D	%Rec	%Rec. Limits	RPD	RPD Limit
C6-C10	62		406	312		ug/Kg	☼	62	10 - 142	11	94

Surrogate	*MSD %Recovery*	*MSD Qualifier*	*Limits*
Trifluorotoluene (Surr)	*107*		*10 - 150*

Method: 8015B - Gasoline Range Organics - (GC) (Continued)

Lab Sample ID: MB 240-26150/6
Matrix: Solid
Analysis Batch: 26150

Client Sample ID: Method Blank
Prep Type: Total/NA

Analyte	MB Result	MB Qualifier	RL	MDL	Unit	D	Prepared	Analyzed	Dil Fac
C6-C10	100	U	100	46	ug/Kg			12/09/11 12:29	1

Surrogate	*MB %Recovery*	*MB Qualifier*	*Limits*	*Prepared*	*Analyzed*	*Dil Fac*
Trifluorotoluene (Surr)	*94*		*10 - 150*		*12/09/11 12:29*	*1*

Lab Sample ID: LCS 240-26150/7
Matrix: Solid
Analysis Batch: 26150

Client Sample ID: Lab Control Sample
Prep Type: Total/NA

Analyte			Spike Added	LCS Result	LCS Qualifier	Unit	D	%Rec	%Rec. Limits		
C6-C10			800	911		ug/Kg		114	60 - 142		

Surrogate	*LCS %Recovery*	*LCS Qualifier*	*Limits*
Trifluorotoluene (Surr)	*121*		*10 - 150*

Lab Sample ID: MB 240-26418/7
Matrix: Solid
Analysis Batch: 26418

Client Sample ID: Method Blank
Prep Type: Total/NA

Analyte	MB Result	MB Qualifier	RL	MDL	Unit	D	Prepared	Analyzed	Dil Fac
C6-C10	100	U	100	46	ug/Kg			12/12/11 13:37	1

Surrogate	*MB %Recovery*	*MB Qualifier*	*Limits*	*Prepared*	*Analyzed*	*Dil Fac*
Trifluorotoluene (Surr)	*87*		*10 - 150*		*12/12/11 13:37*	*1*

Lab Sample ID: LCS 240-26418/8
Matrix: Solid
Analysis Batch: 26418

Client Sample ID: Lab Control Sample
Prep Type: Total/NA

Analyte			Spike Added	LCS Result	LCS Qualifier	Unit	D	%Rec	%Rec. Limits		
C6-C10			800	935		ug/Kg		117	60 - 142		

Surrogate	*LCS %Recovery*	*LCS Qualifier*	*Limits*
Trifluorotoluene (Surr)	*110*		*10 - 150*

Lab Sample ID: MB 240-26800/6
Matrix: Solid
Analysis Batch: 26800

Client Sample ID: Method Blank
Prep Type: Total/NA

Analyte	MB Result	MB Qualifier	RL	MDL	Unit	D	Prepared	Analyzed	Dil Fac
C6-C10	100	U	100	46	ug/Kg			12/14/11 12:08	1

Surrogate	*MB %Recovery*	*MB Qualifier*	*Limits*	*Prepared*	*Analyzed*	*Dil Fac*
Trifluorotoluene (Surr)	*90*		*10 - 150*		*12/14/11 12:08*	*1*

Method: 8015B - Gasoline Range Organics - (GC) (Continued)

Lab Sample ID: LCS 240-26800/7
Matrix: Solid
Analysis Batch: 26800

Client Sample ID: Lab Control Sample
Prep Type: Total/NA

Analyte			Spike Added	LCS Result	LCS Qualifier	Unit	D	%Rec	%Rec. Limits		
C6-C10			800	906		ug/Kg		113	60 - 142		

Surrogate	*LCS %Recovery*	*LCS Qualifier*	*Limits*
Trifluorotoluene (Surr)	*110*		*10 - 150*

Method: 8015B - Diesel Range Organics (DRO) (GC)

Lab Sample ID: MB 240-25535/18-A
Matrix: Solid
Analysis Batch: 25807

Client Sample ID: Method Blank
Prep Type: Total/NA
Prep Batch: 25535

Analyte	MB Result	MB Qualifier	RL	MDL	Unit	D	Prepared	Analyzed	Dil Fac
C10-C20	17	U	17	9.3	mg/Kg		12/05/11 11:00	12/08/11 15:12	1
C20-C34	14.0	J	17	9.3	mg/Kg		12/05/11 11:00	12/08/11 15:12	1

Surrogate	*MB %Recovery*	*MB Qualifier*	*Limits*	*Prepared*	*Analyzed*	*Dil Fac*
n-Nonane	*47*		*10 - 110*	*12/05/11 11:00*	*12/08/11 15:12*	*1*

Lab Sample ID: LCS 240-25535/19-A
Matrix: Solid
Analysis Batch: 25807

Client Sample ID: Lab Control Sample
Prep Type: Total/NA
Prep Batch: 25535

Analyte			Spike Added	LCS Result	LCS Qualifier	Unit	D	%Rec	%Rec. Limits		
Diesel			83.3	82.9		mg/Kg		100	47 - 138		

Surrogate	*LCS %Recovery*	*LCS Qualifier*	*Limits*
n-Nonane	*49*		*10 - 110*

Lab Sample ID: 240-6402-18 MS
Matrix: Solid
Analysis Batch: 25807

Client Sample ID: S-017324-113011-TP-154
Prep Type: Total/NA
Prep Batch: 25535

Analyte	Sample Result	Sample Qualifier	Spike Added	MS Result	MS Qualifier	Unit	D	%Rec	%Rec. Limits		
Diesel	18		92.0	91.8		mg/Kg	☼	100	10 - 199		

Surrogate	*MS %Recovery*	*MS Qualifier*	*Limits*
n-Nonane	*46*		*10 - 110*

Lab Sample ID: 240-6402-18 MSD
Matrix: Solid
Analysis Batch: 25807

Client Sample ID: S-017324-113011-TP-154
Prep Type: Total/NA
Prep Batch: 25535

Analyte	Sample Result	Sample Qualifier	Spike Added	MSD Result	MSD Qualifier	Unit	D	%Rec	%Rec. Limits	RPD	RPD Limit
Diesel	18		92.2	456	E F	mg/Kg	☼	494	10 - 199	133	30

Surrogate	*MSD %Recovery*	*MSD Qualifier*	*Limits*
n-Nonane	*43*		*10 - 110*

Method: 8082 - Polychlorinated Biphenyls (PCBs) by Gas Chromatography

Lab Sample ID: MB 240-25427/11-A
Matrix: Solid
Analysis Batch: 25688

Client Sample ID: Method Blank
Prep Type: Total/NA
Prep Batch: 25427

Analyte	MB Result	MB Qualifier	RL	MDL	Unit	D	Prepared	Analyzed	Dil Fac
Aroclor-1016	33	U	33	21	ug/Kg		12/03/11 10:35	12/07/11 07:37	1
Aroclor-1221	33	U	33	16	ug/Kg		12/03/11 10:35	12/07/11 07:37	1
Aroclor-1232	33	U	33	14	ug/Kg		12/03/11 10:35	12/07/11 07:37	1
Aroclor-1242	33	U	33	13	ug/Kg		12/03/11 10:35	12/07/11 07:37	1
Aroclor-1248	33	U	33	17	ug/Kg		12/03/11 10:35	12/07/11 07:37	1
Aroclor-1254	33	U	33	17	ug/Kg		12/03/11 10:35	12/07/11 07:37	1
Aroclor-1260	33	U	33	17	ug/Kg		12/03/11 10:35	12/07/11 07:37	1

Surrogate	*MB %Recovery*	*MB Qualifier*	*Limits*	*Prepared*	*Analyzed*	*Dil Fac*
Tetrachloro-m-xylene	*67*		*29 - 151*	*12/03/11 10:35*	*12/07/11 07:37*	*1*
DCB Decachlorobiphenyl	*67*		*14 - 163*	*12/03/11 10:35*	*12/07/11 07:37*	*1*

Lab Sample ID: LCS 240-25427/12-A
Matrix: Solid
Analysis Batch: 25688

Client Sample ID: Lab Control Sample
Prep Type: Total/NA
Prep Batch: 25427

Analyte			Spike Added	LCS Result	LCS Qualifier	Unit	D	%Rec	%Rec. Limits		
Aroclor-1016			333	300		ug/Kg		90	62 - 120		
Aroclor-1260			333	275		ug/Kg		82	56 - 122		

Surrogate	*LCS %Recovery*	*LCS Qualifier*	*Limits*
Tetrachloro-m-xylene	*67*		*29 - 151*
DCB Decachlorobiphenyl	*71*		*14 - 163*

Lab Sample ID: 240-6402-4 MS
Matrix: Solid
Analysis Batch: 25688

Client Sample ID: S-017324-113011-TP-140
Prep Type: Total/NA
Prep Batch: 25427

Analyte	Sample Result	Sample Qualifier	Spike Added	MS Result	MS Qualifier	Unit	D	%Rec	%Rec. Limits		
Aroclor-1016	37	U	376	314		ug/Kg	☼	83	22 - 157		
Aroclor-1260	25	J	376	275		ug/Kg	☼	67	13 - 161		

Surrogate	*MS %Recovery*	*MS Qualifier*	*Limits*
Tetrachloro-m-xylene	*130*		*29 - 151*
DCB Decachlorobiphenyl	*63*		*14 - 163*

Lab Sample ID: 240-6402-4 MSD
Matrix: Solid
Analysis Batch: 25688

Client Sample ID: S-017324-113011-TP-140
Prep Type: Total/NA
Prep Batch: 25427

Analyte	Sample Result	Sample Qualifier	Spike Added	MSD Result	MSD Qualifier	Unit	D	%Rec	%Rec. Limits	RPD	RPD Limit
Aroclor-1016	37	U	378	253		ug/Kg	☼	67	22 - 157	22	30
Aroclor-1260	25	J	378	204		ug/Kg	☼	47	13 - 161	30	30

Surrogate	*MSD %Recovery*	*MSD Qualifier*	*Limits*
Tetrachloro-m-xylene	*66*		*29 - 151*
DCB Decachlorobiphenyl	*48*		*14 - 163*

Method: 6010B - Metals (ICP)

Lab Sample ID: MB 240-25513/1-A
Matrix: Solid
Analysis Batch: 25791

Client Sample ID: Method Blank
Prep Type: Total/NA
Prep Batch: 25513

Analyte	MB Result	MB Qualifier	RL	MDL	Unit	D	Prepared	Analyzed	Dil Fac
Aluminum	20	U	20	9.6	mg/Kg		12/05/11 09:44	12/06/11 22:33	1
Antimony	1.0	U	1.0	0.39	mg/Kg		12/05/11 09:44	12/06/11 22:33	1
Barium	0.129	J	20	0.071	mg/Kg		12/05/11 09:44	12/06/11 22:33	1
Beryllium	0.50	U	0.50	0.043	mg/Kg		12/05/11 09:44	12/06/11 22:33	1
Calcium	26.0	J	500	16	mg/Kg		12/05/11 09:44	12/06/11 22:33	1
Cadmium	0.20	U	0.20	0.036	mg/Kg		12/05/11 09:44	12/06/11 22:33	1
Cobalt	5.0	U	5.0	0.16	mg/Kg		12/05/11 09:44	12/06/11 22:33	1
Chromium	0.50	U	0.50	0.20	mg/Kg		12/05/11 09:44	12/06/11 22:33	1
Copper	2.5	U	2.5	0.74	mg/Kg		12/05/11 09:44	12/06/11 22:33	1
Iron	10	U	10	4.9	mg/Kg		12/05/11 09:44	12/06/11 22:33	1
Potassium	20.3	J	500	6.2	mg/Kg		12/05/11 09:44	12/06/11 22:33	1
Magnesium	5.71	J	500	5.1	mg/Kg		12/05/11 09:44	12/06/11 22:33	1
Manganese	1.5	U	1.5	0.074	mg/Kg		12/05/11 09:44	12/06/11 22:33	1
Silver	0.50	U	0.50	0.10	mg/Kg		12/05/11 09:44	12/06/11 22:33	1
Sodium	500	U	500	66	mg/Kg		12/05/11 09:44	12/06/11 22:33	1
Nickel	4.0	U	4.0	0.27	mg/Kg		12/05/11 09:44	12/06/11 22:33	1
Vanadium	5.0	U	5.0	0.12	mg/Kg		12/05/11 09:44	12/06/11 22:33	1
Zinc	2.0	U	2.0	1.0	mg/Kg		12/05/11 09:44	12/06/11 22:33	1
Arsenic	1.0	U	1.0	0.30	mg/Kg		12/05/11 09:44	12/06/11 22:33	1
Lead	0.30	U	0.30	0.19	mg/Kg		12/05/11 09:44	12/06/11 22:33	1
Thallium	1.0	U	1.0	0.55	mg/Kg		12/05/11 09:44	12/06/11 22:33	1

Lab Sample ID: MB 240-25513/1-A
Matrix: Solid
Analysis Batch: 25990

Client Sample ID: Method Blank
Prep Type: Total/NA
Prep Batch: 25513

Analyte	MB Result	MB Qualifier	RL	MDL	Unit	D	Prepared	Analyzed	Dil Fac
Selenium	0.50	U	0.50	0.45	mg/Kg		12/05/11 09:44	12/08/11 07:39	1

Lab Sample ID: LCS 240-25513/2-A
Matrix: Solid
Analysis Batch: 25791

Client Sample ID: Lab Control Sample
Prep Type: Total/NA
Prep Batch: 25513

Analyte	Spike Added	LCS Result	LCS Qualifier	Unit	D	%Rec	%Rec. Limits
Aluminum	200	194		mg/Kg		97	80 - 120
Antimony	50.0	46.3		mg/Kg		93	80 - 120
Barium	200	199		mg/Kg		99	80 - 120
Beryllium	5.00	4.87		mg/Kg		97	80 - 120
Calcium	5000	4880		mg/Kg		98	80 - 120
Cadmium	5.00	4.77		mg/Kg		95	80 - 120
Cobalt	50.0	47.4		mg/Kg		95	80 - 120
Chromium	20.0	19.0		mg/Kg		95	80 - 120
Copper	25.0	23.9		mg/Kg		95	80 - 120
Iron	100	99.0		mg/Kg		99	80 - 120
Potassium	5000	4780		mg/Kg		96	80 - 120
Magnesium	5000	4810		mg/Kg		96	80 - 120
Manganese	50.0	50.0		mg/Kg		100	80 - 120
Silver	5.00	4.79		mg/Kg		96	80 - 120
Sodium	5000	4750		mg/Kg		95	80 - 120
Nickel	50.0	47.3		mg/Kg		95	80 - 120

Method: 6010B - Metals (ICP) (Continued)

Lab Sample ID: LCS 240-25513/2-A
Matrix: Solid
Analysis Batch: 25791

Client Sample ID: Lab Control Sample
Prep Type: Total/NA
Prep Batch: 25513

Analyte	Spike Added	LCS Result	LCS Qualifier	Unit	D	%Rec	%Rec. Limits
Vanadium	50.0	47.0		mg/Kg		94	80 - 120
Zinc	50.0	49.6		mg/Kg		99	80 - 120
Arsenic	200	185		mg/Kg		93	80 - 120
Lead	50.0	46.6		mg/Kg		93	80 - 120
Thallium	200	188		mg/Kg		94	80 - 120

Lab Sample ID: LCS 240-25513/2-A
Matrix: Solid
Analysis Batch: 25990

Client Sample ID: Lab Control Sample
Prep Type: Total/NA
Prep Batch: 25513

Analyte	Spike Added	LCS Result	LCS Qualifier	Unit	D	%Rec	%Rec. Limits
Selenium	200	185		mg/Kg		93	80 - 120

Lab Sample ID: 240-6402-4 MS
Matrix: Solid
Analysis Batch: 25791

Client Sample ID: S-017324-113011-TP-140
Prep Type: Total/NA
Prep Batch: 25513

Analyte	Sample Result	Sample Qualifier	Spike Added	MS Result	MS Qualifier	Unit	D	%Rec	%Rec. Limits
Aluminum	2300		218	3840	4	mg/Kg	☼	711	75 - 125
Antimony	1.0	U	54.6	28.4	F	mg/Kg	☼	52	75 - 125
Barium	17	J B	218	228		mg/Kg	☼	97	75 - 125
Beryllium	0.14	J	5.46	5.07		mg/Kg	☼	90	75 - 125
Cadmium	0.17	J	5.46	4.87		mg/Kg	☼	86	75 - 125
Cobalt	3.2	J	54.6	50.7		mg/Kg	☼	87	75 - 125
Chromium	5.9		21.8	26.5		mg/Kg	☼	95	75 - 125
Copper	12		27.3	38.4		mg/Kg	☼	97	75 - 125
Iron	7900		109	8840	4	mg/Kg	☼	848	75 - 125
Potassium	470	J B	5460	6170		mg/Kg	☼	104	75 - 125
Magnesium	40000	B	5460	40800	4	mg/Kg	☼	11	75 - 125
Manganese	310		54.6	340	4	mg/Kg	☼	60	75 - 125
Silver	0.52	U	5.46	5.06		mg/Kg	☼	93	75 - 125
Sodium	91	J	5460	5280		mg/Kg	☼	95	75 - 125
Nickel	9.5		54.6	56.9		mg/Kg	☼	87	75 - 125
Vanadium	9.0		54.6	60.0		mg/Kg	☼	94	75 - 125
Zinc	35		54.6	86.9		mg/Kg	☼	96	75 - 125
Arsenic	5.8		218	199		mg/Kg	☼	89	75 - 125
Lead	7.0		54.6	54.0		mg/Kg	☼	86	75 - 125
Selenium	0.52	U	218	190		mg/Kg	☼	87	75 - 125
Thallium	1.0	U	218	187		mg/Kg	☼	86	75 - 125

Lab Sample ID: 240-6402-4 MS
Matrix: Solid
Analysis Batch: 25990

Client Sample ID: S-017324-113011-TP-140
Prep Type: Total/NA
Prep Batch: 25513

Analyte	Sample Result	Sample Qualifier	Spike Added	MS Result	MS Qualifier	Unit	D	%Rec	%Rec. Limits
Calcium	110000	B	5460	105000	4	mg/Kg	☼	-105	75 - 125

Method: 6010B - Metals (ICP) (Continued)

Lab Sample ID: 240-6402-4 MSD
Matrix: Solid
Analysis Batch: 25791

Client Sample ID: S-017324-113011-TP-140
Prep Type: Total/NA
Prep Batch: 25513

Analyte	Sample Result	Sample Qualifier	Spike Added	MSD Result	MSD Qualifier	Unit	D	%Rec	%Rec. Limits	RPD	RPD Limit
Aluminum	2300		218	3210	4	mg/Kg	☼	420	75 - 125	18	20
Antimony	1.0	U	54.6	32.6	F	mg/Kg	☼	60	75 - 125	14	20
Barium	17	J B	218	229		mg/Kg	☼	97	75 - 125	1	20
Beryllium	0.14	J	5.46	5.15		mg/Kg	☼	92	75 - 125	2	20
Cadmium	0.17	J	5.46	4.97		mg/Kg	☼	88	75 - 125	2	20
Cobalt	3.2	J	54.6	51.4		mg/Kg	☼	88	75 - 125	1	20
Chromium	5.9		21.8	25.6		mg/Kg	☼	90	75 - 125	3	20
Copper	12		27.3	39.0		mg/Kg	☼	99	75 - 125	1	20
Iron	7900		109	8390	4	mg/Kg	☼	434	75 - 125	5	20
Potassium	470	J B	5460	5860		mg/Kg	☼	99	75 - 125	5	20
Magnesium	40000	B	5460	38900	4	mg/Kg	☼	-24	75 - 125	5	20
Manganese	310		54.6	334	4	mg/Kg	☼	48	75 - 125	2	20
Silver	0.52	U	5.46	5.11		mg/Kg	☼	94	75 - 125	1	20
Sodium	91	J	5460	5320		mg/Kg	☼	96	75 - 125	1	20
Nickel	9.5		54.6	56.2		mg/Kg	☼	86	75 - 125	1	20
Vanadium	9.0		54.6	59.7		mg/Kg	☼	93	75 - 125	1	20
Zinc	35		54.6	86.2		mg/Kg	☼	95	75 - 125	1	20
Arsenic	5.8		218	202		mg/Kg	☼	90	75 - 125	1	20
Lead	7.0		54.6	56.2		mg/Kg	☼	90	75 - 125	4	20
Selenium	0.52	U	218	191		mg/Kg	☼	87	75 - 125	0	20
Thallium	1.0	U	218	189		mg/Kg	☼	87	75 - 125	1	20

Lab Sample ID: 240-6402-4 MSD
Matrix: Solid
Analysis Batch: 25990

Client Sample ID: S-017324-113011-TP-140
Prep Type: Total/NA
Prep Batch: 25513

Analyte	Sample Result	Sample Qualifier	Spike Added	MSD Result	MSD Qualifier	Unit	D	%Rec	%Rec. Limits	RPD	RPD Limit
Calcium	110000	B	5460	106000	4	mg/Kg	☼	-85	75 - 125	1	20

Method: 7471A - Mercury (CVAA)

Lab Sample ID: MB 240-25521/1-A
Matrix: Solid
Analysis Batch: 25838

Client Sample ID: Method Blank
Prep Type: Total/NA
Prep Batch: 25521

Analyte	MB Result	MB Qualifier	RL	MDL	Unit	D	Prepared	Analyzed	Dil Fac
Mercury	0.10	U	0.10	0.015	mg/Kg		12/05/11 13:30	12/06/11 09:55	1

Lab Sample ID: LCS 240-25521/2-A
Matrix: Solid
Analysis Batch: 25838

Client Sample ID: Lab Control Sample
Prep Type: Total/NA
Prep Batch: 25521

Analyte			Spike Added	LCS Result	LCS Qualifier	Unit	D	%Rec	%Rec. Limits		
Mercury			0.833	0.847		mg/Kg		102	73 - 121		

Method: 7471A - Mercury (CVAA) (Continued)

Lab Sample ID: 240-6402-4 MS
Matrix: Solid
Analysis Batch: 25838

Client Sample ID: S-017324-113011-TP-140
Prep Type: Total/NA
Prep Batch: 25521

Analyte	Sample Result	Sample Qualifier	Spike Added	MS Result	MS Qualifier	Unit	D	%Rec	%Rec. Limits
Mercury	0.10	U	0.183	0.199		mg/Kg	☼	108	11 - 192

Lab Sample ID: 240-6402-4 MSD
Matrix: Solid
Analysis Batch: 25838

Client Sample ID: S-017324-113011-TP-140
Prep Type: Total/NA
Prep Batch: 25521

Analyte	Sample Result	Sample Qualifier	Spike Added	MSD Result	MSD Qualifier	Unit	D	%Rec	%Rec. Limits	RPD	RPD Limit
Mercury	0.10	U	0.183	0.205		mg/Kg	☼	112	11 - 192	3	20

GC/MS VOA

Prep Batch: 25953

Lab Sample ID	Client Sample ID	Prep Type	Matrix	Method	Prep Batch
240-6402-1	S-017324-113011-TP-137	Total/NA	Solid	5035	
240-6402-2	S-017324-113011-TP-138	Total/NA	Solid	5035	
240-6402-3	S-017324-113011-TP-139	Total/NA	Solid	5035	
240-6402-4	S-017324-113011-TP-140	Total/NA	Solid	5035	
240-6402-4	S-017324-113011-TP-140	Total/NA	Solid	5035	
240-6402-4 MS	S-017324-113011-TP-140	Total/NA	Solid	5035	
240-6402-4 MS	S-017324-113011-TP-140	Total/NA	Solid	5035	
240-6402-4 MSD	S-017324-113011-TP-140	Total/NA	Solid	5035	
240-6402-4 MSD	S-017324-113011-TP-140	Total/NA	Solid	5035	
240-6402-5	S-017324-113011-TP-141	Total/NA	Solid	5035	
240-6402-6	S-017324-113011-TP-142	Total/NA	Solid	5035	

Analysis Batch: 26056

Lab Sample ID	Client Sample ID	Prep Type	Matrix	Method	Prep Batch
240-6402-4	S-017324-113011-TP-140	Total/NA	Solid	8260B	25953
240-6402-4 MS	S-017324-113011-TP-140	Total/NA	Solid	8260B	25953
240-6402-4 MSD	S-017324-113011-TP-140	Total/NA	Solid	8260B	25953
LCS 240-26056/5	Lab Control Sample	Total/NA	Solid	8260B	
MB 240-26056/6	Method Blank	Total/NA	Solid	8260B	

Analysis Batch: 26134

Lab Sample ID	Client Sample ID	Prep Type	Matrix	Method	Prep Batch
240-6402-1	S-017324-113011-TP-137	Total/NA	Solid	8260B	25953
240-6402-2	S-017324-113011-TP-138	Total/NA	Solid	8260B	25953
240-6402-3	S-017324-113011-TP-139	Total/NA	Solid	8260B	25953
240-6402-5	S-017324-113011-TP-141	Total/NA	Solid	8260B	25953
240-6402-6	S-017324-113011-TP-142	Total/NA	Solid	8260B	25953
LCS 240-26134/5	Lab Control Sample	Total/NA	Solid	8260B	
MB 240-26134/6	Method Blank	Total/NA	Solid	8260B	

Analysis Batch: 26190

Lab Sample ID	Client Sample ID	Prep Type	Matrix	Method	Prep Batch
240-6402-4	S-017324-113011-TP-140	Total/NA	Solid	8260B	25953
240-6402-4 MS	S-017324-113011-TP-140	Total/NA	Solid	8260B	25953
240-6402-4 MSD	S-017324-113011-TP-140	Total/NA	Solid	8260B	25953
LCS 240-26190/5	Lab Control Sample	Total/NA	Solid	8260B	
MB 240-26190/6	Method Blank	Total/NA	Solid	8260B	

GC/MS Semi VOA

Prep Batch: 25532

Lab Sample ID	Client Sample ID	Prep Type	Matrix	Method	Prep Batch
240-6402-3	S-017324-113011-TP-139	Total/NA	Solid	3540C	
240-6402-4	S-017324-113011-TP-140	Total/NA	Solid	3540C	
240-6402-4 MS	S-017324-113011-TP-140	Total/NA	Solid	3540C	
240-6402-4 MSD	S-017324-113011-TP-140	Total/NA	Solid	3540C	
240-6402-5	S-017324-113011-TP-141	Total/NA	Solid	3540C	
240-6402-6	S-017324-113011-TP-142	Total/NA	Solid	3540C	
240-6402-7	S-017324-113011-TP-143	Total/NA	Solid	3540C	
240-6402-10	S-017324-113011-TP-146	Total/NA	Solid	3540C	
240-6402-11	S-017324-113011-TP-147	Total/NA	Solid	3540C	
240-6402-12	S-017324-113011-TP-148	Total/NA	Solid	3540C	

GC/MS Semi VOA (Continued)

Prep Batch: 25532 (Continued)

Lab Sample ID	Client Sample ID	Prep Type	Matrix	Method	Prep Batch
240-6402-15	S-017324-113011-TP-151	Total/NA	Solid	3540C	
240-6402-16	S-017324-113011-TP-152	Total/NA	Solid	3540C	
240-6402-17	S-017324-113011-TP-153	Total/NA	Solid	3540C	
LCS 240-25532/22-A	Lab Control Sample	Total/NA	Solid	3540C	
MB 240-25532/21-A	Method Blank	Total/NA	Solid	3540C	

Prep Batch: 25643

Lab Sample ID	Client Sample ID	Prep Type	Matrix	Method	Prep Batch
240-6402-18	S-017324-113011-TP-154	Total/NA	Solid	3540C	
240-6402-18 MS	S-017324-113011-TP-154	Total/NA	Solid	3540C	
240-6402-18 MSD	S-017324-113011-TP-154	Total/NA	Solid	3540C	
240-6402-20	S-017324-113011-TP-156	Total/NA	Solid	3540C	
240-6402-21	S-017324-113011-TP-157	Total/NA	Solid	3540C	
240-6402-23	S-017324-113011-TP-159	Total/NA	Solid	3540C	
240-6402-24	S-017324-113011-TP-160	Total/NA	Solid	3540C	
LCS 240-25643/22-A	Lab Control Sample	Total/NA	Solid	3540C	
MB 240-25643/21-A	Method Blank	Total/NA	Solid	3540C	

Analysis Batch: 25784

Lab Sample ID	Client Sample ID	Prep Type	Matrix	Method	Prep Batch
240-6402-3	S-017324-113011-TP-139	Total/NA	Solid	8270C	25532
240-6402-4	S-017324-113011-TP-140	Total/NA	Solid	8270C	25532
240-6402-4 MS	S-017324-113011-TP-140	Total/NA	Solid	8270C	25532
240-6402-4 MSD	S-017324-113011-TP-140	Total/NA	Solid	8270C	25532
240-6402-5	S-017324-113011-TP-141	Total/NA	Solid	8270C	25532
240-6402-6	S-017324-113011-TP-142	Total/NA	Solid	8270C	25532
240-6402-7	S-017324-113011-TP-143	Total/NA	Solid	8270C	25532
240-6402-10	S-017324-113011-TP-146	Total/NA	Solid	8270C	25532
240-6402-11	S-017324-113011-TP-147	Total/NA	Solid	8270C	25532
240-6402-12	S-017324-113011-TP-148	Total/NA	Solid	8270C	25532
240-6402-15	S-017324-113011-TP-151	Total/NA	Solid	8270C	25532
240-6402-16	S-017324-113011-TP-152	Total/NA	Solid	8270C	25532
240-6402-17	S-017324-113011-TP-153	Total/NA	Solid	8270C	25532
LCS 240-25532/22-A	Lab Control Sample	Total/NA	Solid	8270C	25532
MB 240-25532/21-A	Method Blank	Total/NA	Solid	8270C	25532

Prep Batch: 25847

Lab Sample ID	Client Sample ID	Prep Type	Matrix	Method	Prep Batch
240-6402-25	S-017324-113011-TP-161	Total/NA	Solid	3540C	
LCS 240-25847/23-A	Lab Control Sample	Total/NA	Solid	3540C	
MB 240-25847/24-A	Method Blank	Total/NA	Solid	3540C	

Analysis Batch: 26044

Lab Sample ID	Client Sample ID	Prep Type	Matrix	Method	Prep Batch
240-6402-18	S-017324-113011-TP-154	Total/NA	Solid	8270C	25643
240-6402-18 MS	S-017324-113011-TP-154	Total/NA	Solid	8270C	25643
240-6402-18 MSD	S-017324-113011-TP-154	Total/NA	Solid	8270C	25643
240-6402-20	S-017324-113011-TP-156	Total/NA	Solid	8270C	25643
240-6402-21	S-017324-113011-TP-157	Total/NA	Solid	8270C	25643
240-6402-23	S-017324-113011-TP-159	Total/NA	Solid	8270C	25643
240-6402-24	S-017324-113011-TP-160	Total/NA	Solid	8270C	25643
LCS 240-25643/22-A	Lab Control Sample	Total/NA	Solid	8270C	25643

GC/MS Semi VOA (Continued)

Analysis Batch: 26044 (Continued)

Lab Sample ID	Client Sample ID	Prep Type	Matrix	Method	Prep Batch
MB 240-25643/21-A	Method Blank	Total/NA	Solid	8270C	25643

Prep Batch: 26170

Lab Sample ID	Client Sample ID	Prep Type	Matrix	Method	Prep Batch
240-6402-1	S-017324-113011-TP-137	Total/NA	Solid	3540C	
240-6402-2	S-017324-113011-TP-138	Total/NA	Solid	3540C	
LCS 240-26170/19-A	Lab Control Sample	Total/NA	Solid	3540C	
MB 240-26170/18-A	Method Blank	Total/NA	Solid	3540C	

Analysis Batch: 26807

Lab Sample ID	Client Sample ID	Prep Type	Matrix	Method	Prep Batch
240-6402-1	S-017324-113011-TP-137	Total/NA	Solid	8270C	26170
240-6402-2	S-017324-113011-TP-138	Total/NA	Solid	8270C	26170
240-6402-25	S-017324-113011-TP-161	Total/NA	Solid	8270C	25847
LCS 240-25847/23-A	Lab Control Sample	Total/NA	Solid	8270C	25847
LCS 240-26170/19-A	Lab Control Sample	Total/NA	Solid	8270C	26170
MB 240-25847/24-A	Method Blank	Total/NA	Solid	8270C	25847
MB 240-26170/18-A	Method Blank	Total/NA	Solid	8270C	26170

GC VOA

Prep Batch: 25856

Lab Sample ID	Client Sample ID	Prep Type	Matrix	Method	Prep Batch
240-6402-7	S-017324-113011-TP-143	Total/NA	Solid	5035	
240-6402-10	S-017324-113011-TP-146	Total/NA	Solid	5035	
240-6402-11	S-017324-113011-TP-147	Total/NA	Solid	5035	
240-6402-12	S-017324-113011-TP-148	Total/NA	Solid	5035	
240-6402-15	S-017324-113011-TP-151	Total/NA	Solid	5035	
240-6402-16	S-017324-113011-TP-152	Total/NA	Solid	5035	
240-6402-17	S-017324-113011-TP-153	Total/NA	Solid	5035	
240-6402-18	S-017324-113011-TP-154	Total/NA	Solid	5035	
240-6402-18 MS	S-017324-113011-TP-154	Total/NA	Solid	5035	
240-6402-18 MSD	S-017324-113011-TP-154	Total/NA	Solid	5035	

Analysis Batch: 26150

Lab Sample ID	Client Sample ID	Prep Type	Matrix	Method	Prep Batch
240-6402-7	S-017324-113011-TP-143	Total/NA	Solid	8015B	25856
240-6402-10	S-017324-113011-TP-146	Total/NA	Solid	8015B	25856
240-6402-11	S-017324-113011-TP-147	Total/NA	Solid	8015B	25856
240-6402-12	S-017324-113011-TP-148	Total/NA	Solid	8015B	25856
LCS 240-26150/7	Lab Control Sample	Total/NA	Solid	8015B	
MB 240-26150/6	Method Blank	Total/NA	Solid	8015B	

Analysis Batch: 26418

Lab Sample ID	Client Sample ID	Prep Type	Matrix	Method	Prep Batch
240-6402-15	S-017324-113011-TP-151	Total/NA	Solid	8015B	25856
240-6402-16	S-017324-113011-TP-152	Total/NA	Solid	8015B	25856
240-6402-17	S-017324-113011-TP-153	Total/NA	Solid	8015B	25856
240-6402-18	S-017324-113011-TP-154	Total/NA	Solid	8015B	25856
240-6402-18 MS	S-017324-113011-TP-154	Total/NA	Solid	8015B	25856
240-6402-18 MSD	S-017324-113011-TP-154	Total/NA	Solid	8015B	25856
240-6402-20	S-017324-113011-TP-156	Total/NA	Solid	8015B	26440

GC VOA (Continued)

Analysis Batch: 26418 (Continued)

Lab Sample ID	Client Sample ID	Prep Type	Matrix	Method	Prep Batch
240-6402-21	S-017324-113011-TP-157	Total/NA	Solid	8015B	26440
LCS 240-26418/8	Lab Control Sample	Total/NA	Solid	8015B	
MB 240-26418/7	Method Blank	Total/NA	Solid	8015B	

Prep Batch: 26440

Lab Sample ID	Client Sample ID	Prep Type	Matrix	Method	Prep Batch
240-6402-20	S-017324-113011-TP-156	Total/NA	Solid	5035	
240-6402-21	S-017324-113011-TP-157	Total/NA	Solid	5035	

Analysis Batch: 26800

Lab Sample ID	Client Sample ID	Prep Type	Matrix	Method	Prep Batch
240-6402-23	S-017324-113011-TP-159	Total/NA	Solid	8015B	26850
240-6402-24	S-017324-113011-TP-160	Total/NA	Solid	8015B	26850
240-6402-25	S-017324-113011-TP-161	Total/NA	Solid	8015B	26850
LCS 240-26800/7	Lab Control Sample	Total/NA	Solid	8015B	
MB 240-26800/6	Method Blank	Total/NA	Solid	8015B	

Prep Batch: 26850

Lab Sample ID	Client Sample ID	Prep Type	Matrix	Method	Prep Batch
240-6402-23	S-017324-113011-TP-159	Total/NA	Solid	5035	
240-6402-24	S-017324-113011-TP-160	Total/NA	Solid	5035	
240-6402-25	S-017324-113011-TP-161	Total/NA	Solid	5035	

GC Semi VOA

Prep Batch: 25427

Lab Sample ID	Client Sample ID	Prep Type	Matrix	Method	Prep Batch
240-6402-1	S-017324-113011-TP-137	Total/NA	Solid	3540C	
240-6402-2	S-017324-113011-TP-138	Total/NA	Solid	3540C	
240-6402-3	S-017324-113011-TP-139	Total/NA	Solid	3540C	
240-6402-4	S-017324-113011-TP-140	Total/NA	Solid	3540C	
240-6402-4 MS	S-017324-113011-TP-140	Total/NA	Solid	3540C	
240-6402-4 MSD	S-017324-113011-TP-140	Total/NA	Solid	3540C	
240-6402-5	S-017324-113011-TP-141	Total/NA	Solid	3540C	
240-6402-6	S-017324-113011-TP-142	Total/NA	Solid	3540C	
240-6402-7	S-017324-113011-TP-143	Total/NA	Solid	3540C	
LCS 240-25427/12-A	Lab Control Sample	Total/NA	Solid	3540C	
MB 240-25427/11-A	Method Blank	Total/NA	Solid	3540C	

Prep Batch: 25535

Lab Sample ID	Client Sample ID	Prep Type	Matrix	Method	Prep Batch
240-6402-10	S-017324-113011-TP-146	Total/NA	Solid	3540C	
240-6402-11	S-017324-113011-TP-147	Total/NA	Solid	3540C	
240-6402-12	S-017324-113011-TP-148	Total/NA	Solid	3540C	
240-6402-15	S-017324-113011-TP-151	Total/NA	Solid	3540C	
240-6402-16	S-017324-113011-TP-152	Total/NA	Solid	3540C	
240-6402-17	S-017324-113011-TP-153	Total/NA	Solid	3540C	
240-6402-18	S-017324-113011-TP-154	Total/NA	Solid	3540C	
240-6402-18 MS	S-017324-113011-TP-154	Total/NA	Solid	3540C	
240-6402-18 MSD	S-017324-113011-TP-154	Total/NA	Solid	3540C	
240-6402-20	S-017324-113011-TP-156	Total/NA	Solid	3540C	
240-6402-21	S-017324-113011-TP-157	Total/NA	Solid	3540C	

GC Semi VOA (Continued)

Prep Batch: 25535 (Continued)

Lab Sample ID	Client Sample ID	Prep Type	Matrix	Method	Prep Batch
240-6402-23	S-017324-113011-TP-159	Total/NA	Solid	3540C	
240-6402-24	S-017324-113011-TP-160	Total/NA	Solid	3540C	
240-6402-25	S-017324-113011-TP-161	Total/NA	Solid	3540C	
LCS 240-25535/19-A	Lab Control Sample	Total/NA	Solid	3540C	
MB 240-25535/18-A	Method Blank	Total/NA	Solid	3540C	

Analysis Batch: 25688

Lab Sample ID	Client Sample ID	Prep Type	Matrix	Method	Prep Batch
240-6402-1	S-017324-113011-TP-137	Total/NA	Solid	8082	25427
240-6402-2	S-017324-113011-TP-138	Total/NA	Solid	8082	25427
240-6402-3	S-017324-113011-TP-139	Total/NA	Solid	8082	25427
240-6402-4	S-017324-113011-TP-140	Total/NA	Solid	8082	25427
240-6402-4 MS	S-017324-113011-TP-140	Total/NA	Solid	8082	25427
240-6402-4 MSD	S-017324-113011-TP-140	Total/NA	Solid	8082	25427
240-6402-5	S-017324-113011-TP-141	Total/NA	Solid	8082	25427
240-6402-6	S-017324-113011-TP-142	Total/NA	Solid	8082	25427
240-6402-7	S-017324-113011-TP-143	Total/NA	Solid	8082	25427
LCS 240-25427/12-A	Lab Control Sample	Total/NA	Solid	8082	25427
MB 240-25427/11-A	Method Blank	Total/NA	Solid	8082	25427

Analysis Batch: 25807

Lab Sample ID	Client Sample ID	Prep Type	Matrix	Method	Prep Batch
240-6402-10	S-017324-113011-TP-146	Total/NA	Solid	8015B	25535
240-6402-11	S-017324-113011-TP-147	Total/NA	Solid	8015B	25535
240-6402-12	S-017324-113011-TP-148	Total/NA	Solid	8015B	25535
240-6402-15	S-017324-113011-TP-151	Total/NA	Solid	8015B	25535
240-6402-16	S-017324-113011-TP-152	Total/NA	Solid	8015B	25535
240-6402-17	S-017324-113011-TP-153	Total/NA	Solid	8015B	25535
240-6402-18	S-017324-113011-TP-154	Total/NA	Solid	8015B	25535
240-6402-18 MS	S-017324-113011-TP-154	Total/NA	Solid	8015B	25535
240-6402-18 MSD	S-017324-113011-TP-154	Total/NA	Solid	8015B	25535
240-6402-20	S-017324-113011-TP-156	Total/NA	Solid	8015B	25535
240-6402-21	S-017324-113011-TP-157	Total/NA	Solid	8015B	25535
240-6402-23	S-017324-113011-TP-159	Total/NA	Solid	8015B	25535
240-6402-24	S-017324-113011-TP-160	Total/NA	Solid	8015B	25535
240-6402-25	S-017324-113011-TP-161	Total/NA	Solid	8015B	25535
LCS 240-25535/19-A	Lab Control Sample	Total/NA	Solid	8015B	25535
MB 240-25535/18-A	Method Blank	Total/NA	Solid	8015B	25535

Metals

Prep Batch: 25513

Lab Sample ID	Client Sample ID	Prep Type	Matrix	Method	Prep Batch
240-6402-1	S-017324-113011-TP-137	Total/NA	Solid	3050B	
240-6402-2	S-017324-113011-TP-138	Total/NA	Solid	3050B	
240-6402-3	S-017324-113011-TP-139	Total/NA	Solid	3050B	
240-6402-4	S-017324-113011-TP-140	Total/NA	Solid	3050B	
240-6402-4 MS	S-017324-113011-TP-140	Total/NA	Solid	3050B	
240-6402-4 MSD	S-017324-113011-TP-140	Total/NA	Solid	3050B	
240-6402-5	S-017324-113011-TP-141	Total/NA	Solid	3050B	
240-6402-6	S-017324-113011-TP-142	Total/NA	Solid	3050B	
240-6402-7	S-017324-113011-TP-143	Total/NA	Solid	3050B	

Metals (Continued)

Prep Batch: 25513 (Continued)

Lab Sample ID	Client Sample ID	Prep Type	Matrix	Method	Prep Batch
LCS 240-25513/2-A	Lab Control Sample	Total/NA	Solid	3050B	
MB 240-25513/1-A	Method Blank	Total/NA	Solid	3050B	

Prep Batch: 25521

Lab Sample ID	Client Sample ID	Prep Type	Matrix	Method	Prep Batch
240-6402-1	S-017324-113011-TP-137	Total/NA	Solid	7471A	
240-6402-2	S-017324-113011-TP-138	Total/NA	Solid	7471A	
240-6402-3	S-017324-113011-TP-139	Total/NA	Solid	7471A	
240-6402-4	S-017324-113011-TP-140	Total/NA	Solid	7471A	
240-6402-4 MS	S-017324-113011-TP-140	Total/NA	Solid	7471A	
240-6402-4 MSD	S-017324-113011-TP-140	Total/NA	Solid	7471A	
240-6402-5	S-017324-113011-TP-141	Total/NA	Solid	7471A	
240-6402-6	S-017324-113011-TP-142	Total/NA	Solid	7471A	
240-6402-7	S-017324-113011-TP-143	Total/NA	Solid	7471A	
LCS 240-25521/2-A	Lab Control Sample	Total/NA	Solid	7471A	
MB 240-25521/1-A	Method Blank	Total/NA	Solid	7471A	

Analysis Batch: 25791

Lab Sample ID	Client Sample ID	Prep Type	Matrix	Method	Prep Batch
240-6402-1	S-017324-113011-TP-137	Total/NA	Solid	6010B	25513
240-6402-2	S-017324-113011-TP-138	Total/NA	Solid	6010B	25513
240-6402-3	S-017324-113011-TP-139	Total/NA	Solid	6010B	25513
240-6402-4	S-017324-113011-TP-140	Total/NA	Solid	6010B	25513
240-6402-4 MS	S-017324-113011-TP-140	Total/NA	Solid	6010B	25513
240-6402-4 MSD	S-017324-113011-TP-140	Total/NA	Solid	6010B	25513
240-6402-5	S-017324-113011-TP-141	Total/NA	Solid	6010B	25513
240-6402-6	S-017324-113011-TP-142	Total/NA	Solid	6010B	25513
240-6402-7	S-017324-113011-TP-143	Total/NA	Solid	6010B	25513
LCS 240-25513/2-A	Lab Control Sample	Total/NA	Solid	6010B	25513
MB 240-25513/1-A	Method Blank	Total/NA	Solid	6010B	25513

Analysis Batch: 25838

Lab Sample ID	Client Sample ID	Prep Type	Matrix	Method	Prep Batch
240-6402-1	S-017324-113011-TP-137	Total/NA	Solid	7471A	25521
240-6402-2	S-017324-113011-TP-138	Total/NA	Solid	7471A	25521
240-6402-3	S-017324-113011-TP-139	Total/NA	Solid	7471A	25521
240-6402-4	S-017324-113011-TP-140	Total/NA	Solid	7471A	25521
240-6402-4 MS	S-017324-113011-TP-140	Total/NA	Solid	7471A	25521
240-6402-4 MSD	S-017324-113011-TP-140	Total/NA	Solid	7471A	25521
240-6402-5	S-017324-113011-TP-141	Total/NA	Solid	7471A	25521
240-6402-6	S-017324-113011-TP-142	Total/NA	Solid	7471A	25521
240-6402-7	S-017324-113011-TP-143	Total/NA	Solid	7471A	25521
LCS 240-25521/2-A	Lab Control Sample	Total/NA	Solid	7471A	25521
MB 240-25521/1-A	Method Blank	Total/NA	Solid	7471A	25521

Analysis Batch: 25990

Lab Sample ID	Client Sample ID	Prep Type	Matrix	Method	Prep Batch
240-6402-1	S-017324-113011-TP-137	Total/NA	Solid	6010B	25513
240-6402-2	S-017324-113011-TP-138	Total/NA	Solid	6010B	25513
240-6402-3	S-017324-113011-TP-139	Total/NA	Solid	6010B	25513
240-6402-4	S-017324-113011-TP-140	Total/NA	Solid	6010B	25513
240-6402-4 MS	S-017324-113011-TP-140	Total/NA	Solid	6010B	25513

Metals (Continued)

Analysis Batch: 25990 (Continued)

Lab Sample ID	Client Sample ID	Prep Type	Matrix	Method	Prep Batch
240-6402-4 MSD	S-017324-113011-TP-140	Total/NA	Solid	6010B	25513
240-6402-5	S-017324-113011-TP-141	Total/NA	Solid	6010B	25513
240-6402-6	S-017324-113011-TP-142	Total/NA	Solid	6010B	25513
240-6402-7	S-017324-113011-TP-143	Total/NA	Solid	6010B	25513
LCS 240-25513/2-A	Lab Control Sample	Total/NA	Solid	6010B	25513
MB 240-25513/1-A	Method Blank	Total/NA	Solid	6010B	25513

General Chemistry

Analysis Batch: 25331

Lab Sample ID	Client Sample ID	Prep Type	Matrix	Method	Prep Batch
240-6402-1	S-017324-113011-TP-137	Total/NA	Solid	Moisture	
240-6402-2	S-017324-113011-TP-138	Total/NA	Solid	Moisture	
240-6402-3	S-017324-113011-TP-139	Total/NA	Solid	Moisture	
240-6402-4	S-017324-113011-TP-140	Total/NA	Solid	Moisture	
240-6402-4 DU	S-017324-113011-TP-140	Total/NA	Solid	Moisture	
240-6402-5	S-017324-113011-TP-141	Total/NA	Solid	Moisture	
240-6402-6	S-017324-113011-TP-142	Total/NA	Solid	Moisture	
240-6402-7	S-017324-113011-TP-143	Total/NA	Solid	Moisture	
240-6402-10	S-017324-113011-TP-146	Total/NA	Solid	Moisture	
240-6402-11	S-017324-113011-TP-147	Total/NA	Solid	Moisture	
240-6402-12	S-017324-113011-TP-148	Total/NA	Solid	Moisture	
240-6402-15	S-017324-113011-TP-151	Total/NA	Solid	Moisture	
240-6402-16	S-017324-113011-TP-152	Total/NA	Solid	Moisture	
240-6402-17	S-017324-113011-TP-153	Total/NA	Solid	Moisture	
240-6402-18	S-017324-113011-TP-154	Total/NA	Solid	Moisture	
240-6402-18 DU	S-017324-113011-TP-154	Total/NA	Solid	Moisture	
240-6402-20	S-017324-113011-TP-156	Total/NA	Solid	Moisture	
240-6402-21	S-017324-113011-TP-157	Total/NA	Solid	Moisture	
240-6402-23	S-017324-113011-TP-159	Total/NA	Solid	Moisture	
240-6402-24	S-017324-113011-TP-160	Total/NA	Solid	Moisture	
240-6402-25	S-017324-113011-TP-161	Total/NA	Solid	Moisture	

Client Sample ID: S-017324-113011-TP-137

Lab Sample ID: 240-6402-1

Date Collected: 11/30/11 09:40

Matrix: Solid

Date Received: 12/01/11 09:20

Percent Solids: 91.6

Prep Type	Batch Type	Batch Method	Run	Dilution Factor	Batch Number	Prepared or Analyzed	Analyst	Lab
Total/NA	Prep	5035			25953	12/01/11 20:00	LM	TAL NC
Total/NA	Analysis	8260B		1	26134	12/09/11 05:30	TL	TAL NC
Total/NA	Prep	3540C			26170	12/09/11 08:37	AK	TAL NC
Total/NA	Analysis	8270C		1	26807	12/14/11 11:59	MU	TAL NC
Total/NA	Prep	3540C			25427	12/03/11 10:35	AK	TAL NC
Total/NA	Analysis	8082		1	25688	12/07/11 05:20	LH	TAL NC
Total/NA	Prep	3050B			25513	12/05/11 09:44	DE	TAL NC
Total/NA	Analysis	6010B		1	25791	12/06/11 23:36	BD	TAL NC
Total/NA	Prep	7471A			25521	12/05/11 13:30	DE	TAL NC
Total/NA	Analysis	7471A		1	25838	12/06/11 10:05	AS	TAL NC
Total/NA	Analysis	6010B		5	25990	12/07/11 14:43	BD	TAL NC
Total/NA	Analysis	Moisture		1	25331	12/02/11 08:59	CN	TAL NC

Client Sample ID: S-017324-113011-TP-138

Lab Sample ID: 240-6402-2

Date Collected: 11/30/11 09:45

Matrix: Solid

Date Received: 12/01/11 09:20

Percent Solids: 91.5

Prep Type	Batch Type	Batch Method	Run	Dilution Factor	Batch Number	Prepared or Analyzed	Analyst	Lab
Total/NA	Prep	5035			25953	12/01/11 20:00	LM	TAL NC
Total/NA	Analysis	8260B		1	26134	12/09/11 05:51	TL	TAL NC
Total/NA	Prep	3540C			26170	12/09/11 08:37	AK	TAL NC
Total/NA	Analysis	8270C		1	26807	12/14/11 12:19	MU	TAL NC
Total/NA	Prep	3540C			25427	12/03/11 10:35	AK	TAL NC
Total/NA	Analysis	8082		1	25688	12/07/11 05:34	LH	TAL NC
Total/NA	Prep	3050B			25513	12/05/11 09:44	DE	TAL NC
Total/NA	Analysis	6010B		1	25791	12/06/11 23:42	BD	TAL NC
Total/NA	Prep	7471A			25521	12/05/11 13:30	DE	TAL NC
Total/NA	Analysis	7471A		1	25838	12/06/11 10:06	AS	TAL NC
Total/NA	Analysis	6010B		5	25990	12/07/11 14:49	BD	TAL NC
Total/NA	Analysis	Moisture		1	25331	12/02/11 08:59	CN	TAL NC

Client Sample ID: S-017324-113011-TP-139

Lab Sample ID: 240-6402-3

Date Collected: 11/30/11 09:55

Matrix: Solid

Date Received: 12/01/11 09:20

Percent Solids: 88.3

Prep Type	Batch Type	Batch Method	Run	Dilution Factor	Batch Number	Prepared or Analyzed	Analyst	Lab
Total/NA	Prep	5035			25953	12/01/11 20:00	LM	TAL NC
Total/NA	Analysis	8260B		1	26134	12/09/11 06:12	TL	TAL NC
Total/NA	Prep	3540C			25532	12/05/11 10:53	SE	TAL NC
Total/NA	Analysis	8270C		1	25784	12/07/11 14:27	TH	TAL NC
Total/NA	Prep	3540C			25427	12/03/11 10:35	AK	TAL NC
Total/NA	Analysis	8082		1	25688	12/07/11 05:48	LH	TAL NC
Total/NA	Prep	3050B			25513	12/05/11 09:44	DE	TAL NC
Total/NA	Analysis	6010B		1	25791	12/06/11 23:47	BD	TAL NC

Client Sample ID: S-017324-113011-TP-139

Lab Sample ID: 240-6402-3

Date Collected: 11/30/11 09:55

Matrix: Solid

Date Received: 12/01/11 09:20

Percent Solids: 88.3

Prep Type	Batch Type	Batch Method	Run	Dilution Factor	Batch Number	Prepared or Analyzed	Analyst	Lab
Total/NA	Prep	7471A			25521	12/05/11 13:30	DE	TAL NC
Total/NA	Analysis	7471A		1	25838	12/06/11 10:10	AS	TAL NC
Total/NA	Analysis	6010B		5	25990	12/07/11 14:55	BD	TAL NC
Total/NA	Analysis	Moisture		1	25331	12/02/11 08:59	CN	TAL NC

Client Sample ID: S-017324-113011-TP-140

Lab Sample ID: 240-6402-4

Date Collected: 11/30/11 10:35

Matrix: Solid

Date Received: 12/01/11 09:20

Percent Solids: 88.1

Prep Type	Batch Type	Batch Method	Run	Dilution Factor	Batch Number	Prepared or Analyzed	Analyst	Lab
Total/NA	Prep	5035			25953	12/01/11 20:00	LM	TAL NC
Total/NA	Analysis	8260B		1	26056	12/08/11 19:28	SM	TAL NC
Total/NA	Prep	5035			25953	12/01/11 20:00	LM	TAL NC
Total/NA	Analysis	8260B		1	26190	12/09/11 17:28	SM	TAL NC
Total/NA	Prep	3540C			25532	12/05/11 10:53	SE	TAL NC
Total/NA	Analysis	8270C		1	25784	12/07/11 14:44	TH	TAL NC
Total/NA	Prep	3540C			25427	12/03/11 10:35	AK	TAL NC
Total/NA	Analysis	8082		1	25688	12/07/11 06:01	LH	TAL NC
Total/NA	Prep	3050B			25513	12/05/11 09:44	DE	TAL NC
Total/NA	Analysis	6010B		1	25791	12/06/11 22:45	BD	TAL NC
Total/NA	Prep	7471A			25521	12/05/11 13:30	DE	TAL NC
Total/NA	Analysis	7471A		1	25838	12/06/11 09:57	AS	TAL NC
Total/NA	Analysis	6010B		5	25990	12/07/11 14:14	BD	TAL NC
Total/NA	Analysis	Moisture		1	25331	12/02/11 08:59	CN	TAL NC

Client Sample ID: S-017324-113011-TP-141

Lab Sample ID: 240-6402-5

Date Collected: 11/30/11 10:50

Matrix: Solid

Date Received: 12/01/11 09:20

Percent Solids: 90.8

Prep Type	Batch Type	Batch Method	Run	Dilution Factor	Batch Number	Prepared or Analyzed	Analyst	Lab
Total/NA	Prep	5035			25953	12/01/11 20:00	LM	TAL NC
Total/NA	Analysis	8260B		1	26134	12/09/11 06:33	TL	TAL NC
Total/NA	Prep	3540C			25532	12/05/11 10:53	SE	TAL NC
Total/NA	Analysis	8270C		1	25784	12/07/11 15:34	TH	TAL NC
Total/NA	Prep	3540C			25427	12/03/11 10:35	AK	TAL NC
Total/NA	Analysis	8082		1	25688	12/07/11 06:42	LH	TAL NC
Total/NA	Prep	3050B			25513	12/05/11 09:44	DE	TAL NC
Total/NA	Analysis	6010B		1	25791	12/06/11 23:53	BD	TAL NC
Total/NA	Prep	7471A			25521	12/05/11 13:30	DE	TAL NC
Total/NA	Analysis	7471A		1	25838	12/06/11 10:11	AS	TAL NC
Total/NA	Analysis	6010B		5	25990	12/07/11 15:00	BD	TAL NC
Total/NA	Analysis	Moisture		1	25331	12/02/11 08:59	CN	TAL NC

Client Sample ID: S-017324-113011-TP-142

Lab Sample ID: 240-6402-6

Date Collected: 11/30/11 11:00

Matrix: Solid

Date Received: 12/01/11 09:20

Percent Solids: 89.4

Prep Type	Batch Type	Batch Method	Run	Dilution Factor	Batch Number	Prepared or Analyzed	Analyst	Lab
Total/NA	Prep	5035			25953	12/01/11 20:00	LM	TAL NC
Total/NA	Analysis	8260B		1	26134	12/09/11 06:55	TL	TAL NC
Total/NA	Prep	3540C			25532	12/05/11 10:53	SE	TAL NC
Total/NA	Analysis	8270C		1	25784	12/07/11 15:51	TH	TAL NC
Total/NA	Prep	3540C			25427	12/03/11 10:35	AK	TAL NC
Total/NA	Analysis	8082		1	25688	12/07/11 06:56	LH	TAL NC
Total/NA	Prep	3050B			25513	12/05/11 09:44	DE	TAL NC
Total/NA	Analysis	6010B		1	25791	12/06/11 23:59	BD	TAL NC
Total/NA	Prep	7471A			25521	12/05/11 13:30	DE	TAL NC
Total/NA	Analysis	7471A		1	25838	12/06/11 10:13	AS	TAL NC
Total/NA	Analysis	6010B		5	25990	12/07/11 15:06	BD	TAL NC
Total/NA	Analysis	Moisture		1	25331	12/02/11 08:59	CN	TAL NC

Client Sample ID: S-017324-113011-TP-143

Lab Sample ID: 240-6402-7

Date Collected: 11/30/11 11:55

Matrix: Solid

Date Received: 12/01/11 09:20

Percent Solids: 86.0

Prep Type	Batch Type	Batch Method	Run	Dilution Factor	Batch Number	Prepared or Analyzed	Analyst	Lab
Total/NA	Prep	3540C			25532	12/05/11 10:53	SE	TAL NC
Total/NA	Analysis	8270C		1	25784	12/07/11 16:08	TH	TAL NC
Total/NA	Prep	5035			25856	12/01/11 20:00	DB	TAL NC
Total/NA	Analysis	8015B		1	26150	12/09/11 13:45	DB	TAL NC
Total/NA	Prep	3540C			25427	12/03/11 10:35	AK	TAL NC
Total/NA	Analysis	8082		1	25688	12/07/11 07:10	LH	TAL NC
Total/NA	Prep	3050B			25513	12/05/11 09:44	DE	TAL NC
Total/NA	Analysis	6010B		1	25791	12/07/11 00:04	BD	TAL NC
Total/NA	Prep	7471A			25521	12/05/11 13:30	DE	TAL NC
Total/NA	Analysis	7471A		1	25838	12/06/11 10:14	AS	TAL NC
Total/NA	Analysis	6010B		5	25990	12/07/11 15:23	BD	TAL NC
Total/NA	Analysis	Moisture		1	25331	12/02/11 08:59	CN	TAL NC

Client Sample ID: S-017324-113011-TP-146

Lab Sample ID: 240-6402-10

Date Collected: 11/30/11 12:40

Matrix: Solid

Date Received: 12/01/11 09:20

Percent Solids: 89.0

Prep Type	Batch Type	Batch Method	Run	Dilution Factor	Batch Number	Prepared or Analyzed	Analyst	Lab
Total/NA	Prep	3540C			25532	12/05/11 10:53	SE	TAL NC
Total/NA	Analysis	8270C		1	25784	12/07/11 16:25	TH	TAL NC
Total/NA	Prep	5035			25856	12/01/11 20:00	DB	TAL NC
Total/NA	Analysis	8015B		1	26150	12/09/11 15:41	DB	TAL NC
Total/NA	Prep	3540C			25535	12/05/11 11:00	SE	TAL NC
Total/NA	Analysis	8015B		1	25807	12/08/11 06:31	SG	TAL NC
Total/NA	Analysis	Moisture		1	25331	12/02/11 08:59	CN	TAL NC

Client Sample ID: S-017324-113011-TP-147

Lab Sample ID: 240-6402-11

Date Collected: 11/30/11 14:10

Matrix: Solid

Date Received: 12/01/11 09:20

Percent Solids: 89.5

Prep Type	Batch Type	Batch Method	Run	Dilution Factor	Batch Number	Prepared or Analyzed	Analyst	Lab
Total/NA	Prep	3540C			25532	12/05/11 10:53	SE	TAL NC
Total/NA	Analysis	8270C		1	25784	12/07/11 16:41	TH	TAL NC
Total/NA	Prep	5035			25856	12/01/11 20:00	DB	TAL NC
Total/NA	Analysis	8015B		1	26150	12/09/11 16:18	DB	TAL NC
Total/NA	Prep	3540C			25535	12/05/11 11:00	SE	TAL NC
Total/NA	Analysis	8015B		1	25807	12/08/11 07:02	SG	TAL NC
Total/NA	Analysis	Moisture		1	25331	12/02/11 08:59	CN	TAL NC

Client Sample ID: S-017324-113011-TP-148

Lab Sample ID: 240-6402-12

Date Collected: 11/30/11 14:15

Matrix: Solid

Date Received: 12/01/11 09:20

Percent Solids: 90.6

Prep Type	Batch Type	Batch Method	Run	Dilution Factor	Batch Number	Prepared or Analyzed	Analyst	Lab
Total/NA	Prep	3540C			25532	12/05/11 10:53	SE	TAL NC
Total/NA	Analysis	8270C		1	25784	12/07/11 16:58	TH	TAL NC
Total/NA	Prep	5035			25856	12/01/11 20:00	DB	TAL NC
Total/NA	Analysis	8015B		1	26150	12/09/11 16:56	DB	TAL NC
Total/NA	Prep	3540C			25535	12/05/11 11:00	SE	TAL NC
Total/NA	Analysis	8015B		1	25807	12/08/11 07:32	SG	TAL NC
Total/NA	Analysis	Moisture		1	25331	12/02/11 08:59	CN	TAL NC

Client Sample ID: S-017324-113011-TP-151

Lab Sample ID: 240-6402-15

Date Collected: 11/30/11 15:20

Matrix: Solid

Date Received: 12/01/11 09:20

Percent Solids: 92.9

Prep Type	Batch Type	Batch Method	Run	Dilution Factor	Batch Number	Prepared or Analyzed	Analyst	Lab
Total/NA	Prep	3540C			25532	12/05/11 10:53	SE	TAL NC
Total/NA	Analysis	8270C		1	25784	12/07/11 17:15	TH	TAL NC
Total/NA	Prep	5035			25856	12/01/11 20:00	DB	TAL NC
Total/NA	Analysis	8015B		1	26418	12/12/11 15:08	DB	TAL NC
Total/NA	Prep	3540C			25535	12/05/11 11:00	SE	TAL NC
Total/NA	Analysis	8015B		1	25807	12/08/11 08:03	SG	TAL NC
Total/NA	Analysis	Moisture		1	25331	12/02/11 08:59	CN	TAL NC

Client Sample ID: S-017324-113011-TP-152

Lab Sample ID: 240-6402-16

Date Collected: 11/30/11 15:25

Matrix: Solid

Date Received: 12/01/11 09:20

Percent Solids: 90.9

Prep Type	Batch Type	Batch Method	Run	Dilution Factor	Batch Number	Prepared or Analyzed	Analyst	Lab
Total/NA	Prep	3540C			25532	12/05/11 10:53	SE	TAL NC
Total/NA	Analysis	8270C		1	25784	12/07/11 17:31	TH	TAL NC
Total/NA	Prep	5035			25856	12/01/11 20:00	DB	TAL NC
Total/NA	Analysis	8015B		1	26418	12/12/11 15:47	DB	TAL NC
Total/NA	Prep	3540C			25535	12/05/11 11:00	SE	TAL NC

Lab Chronicle

Client: Conestoga-Rovers & Associates, Inc.
Project/Site: 17324-T07, RACER Former MTM

TestAmerica Job ID: 240-6402-1

Client Sample ID: S-017324-113011-TP-152

Lab Sample ID: 240-6402-16

Date Collected: 11/30/11 15:25
Matrix: Solid
Date Received: 12/01/11 09:20
Percent Solids: 90.9

Prep Type	Batch Type	Batch Method	Run	Dilution Factor	Batch Number	Prepared or Analyzed	Analyst	Lab
Total/NA	Analysis	8015B		1	25807	12/08/11 08:33	SG	TAL NC
Total/NA	Analysis	Moisture		1	25331	12/02/11 08:59	CN	TAL NC

Client Sample ID: S-017324-113011-TP-153

Lab Sample ID: 240-6402-17

Date Collected: 11/30/11 15:45
Matrix: Solid
Date Received: 12/01/11 09:20
Percent Solids: 89.1

Prep Type	Batch Type	Batch Method	Run	Dilution Factor	Batch Number	Prepared or Analyzed	Analyst	Lab
Total/NA	Prep	3540C			25532	12/05/11 10:53	SE	TAL NC
Total/NA	Analysis	8270C		1	25784	12/07/11 17:48	TH	TAL NC
Total/NA	Prep	5035			25856	12/01/11 20:00	DB	TAL NC
Total/NA	Analysis	8015B		1	26418	12/12/11 16:24	DB	TAL NC
Total/NA	Prep	3540C			25535	12/05/11 11:00	SE	TAL NC
Total/NA	Analysis	8015B		1	25807	12/08/11 09:04	SG	TAL NC
Total/NA	Analysis	Moisture		1	25331	12/02/11 08:59	CN	TAL NC

Client Sample ID: S-017324-113011-TP-154

Lab Sample ID: 240-6402-18

Date Collected: 11/30/11 15:55
Matrix: Solid
Date Received: 12/01/11 09:20
Percent Solids: 91.0

Prep Type	Batch Type	Batch Method	Run	Dilution Factor	Batch Number	Prepared or Analyzed	Analyst	Lab
Total/NA	Prep	3540C			25643	12/06/11 08:54	AK	TAL NC
Total/NA	Analysis	8270C		1	26044	12/08/11 19:08	TH	TAL NC
Total/NA	Prep	5035			25856	12/01/11 20:00	DB	TAL NC
Total/NA	Analysis	8015B		1	26418	12/12/11 17:02	DB	TAL NC
Total/NA	Prep	3540C			25535	12/05/11 11:00	SE	TAL NC
Total/NA	Analysis	8015B		1	25807	12/08/11 09:35	SG	TAL NC
Total/NA	Analysis	Moisture		1	25331	12/02/11 08:59	CN	TAL NC

Client Sample ID: S-017324-113011-TP-156

Lab Sample ID: 240-6402-20

Date Collected: 11/30/11 16:50
Matrix: Solid
Date Received: 12/01/11 09:20
Percent Solids: 90.0

Prep Type	Batch Type	Batch Method	Run	Dilution Factor	Batch Number	Prepared or Analyzed	Analyst	Lab
Total/NA	Prep	3540C			25643	12/06/11 08:54	AK	TAL NC
Total/NA	Analysis	8270C		1	26044	12/08/11 19:58	TH	TAL NC
Total/NA	Prep	5035			26440	12/01/11 20:00	DB	TAL NC
Total/NA	Analysis	8015B		1	26418	12/13/11 12:10	DB	TAL NC
Total/NA	Prep	3540C			25535	12/05/11 11:00	SE	TAL NC
Total/NA	Analysis	8015B		1	25807	12/08/11 11:07	SG	TAL NC
Total/NA	Analysis	Moisture		1	25331	12/02/11 08:59	CN	TAL NC

Client Sample ID: S-017324-113011-TP-157

Lab Sample ID: 240-6402-21

Date Collected: 11/30/11 17:00
Matrix: Solid
Date Received: 12/01/11 09:20
Percent Solids: 94.3

Prep Type	Batch Type	Batch Method	Run	Dilution Factor	Batch Number	Prepared or Analyzed	Analyst	Lab
Total/NA	Prep	3540C			25643	12/06/11 08:54	AK	TAL NC
Total/NA	Analysis	8270C		1	26044	12/08/11 20:14	TH	TAL NC
Total/NA	Prep	5035			26440	12/01/11 20:00	DB	TAL NC
Total/NA	Analysis	8015B		1	26418	12/13/11 12:49	DB	TAL NC
Total/NA	Prep	3540C			25535	12/05/11 11:00	SE	TAL NC
Total/NA	Analysis	8015B		1	25807	12/08/11 11:37	SG	TAL NC
Total/NA	Analysis	Moisture		1	25331	12/02/11 08:59	CN	TAL NC

Client Sample ID: S-017324-113011-TP-159

Lab Sample ID: 240-6402-23

Date Collected: 11/30/11 17:20
Matrix: Solid
Date Received: 12/01/11 09:20
Percent Solids: 82.6

Prep Type	Batch Type	Batch Method	Run	Dilution Factor	Batch Number	Prepared or Analyzed	Analyst	Lab
Total/NA	Prep	3540C			25643	12/06/11 08:54	AK	TAL NC
Total/NA	Analysis	8270C		1	26044	12/08/11 20:31	TH	TAL NC
Total/NA	Prep	5035			26850	12/01/11 20:00	DB	TAL NC
Total/NA	Analysis	8015B		1	26800	12/14/11 13:42	DB	TAL NC
Total/NA	Prep	3540C			25535	12/05/11 11:00	SE	TAL NC
Total/NA	Analysis	8015B		1	25807	12/08/11 12:08	SG	TAL NC
Total/NA	Analysis	Moisture		1	25331	12/02/11 08:59	CN	TAL NC

Client Sample ID: S-017324-113011-TP-160

Lab Sample ID: 240-6402-24

Date Collected: 11/30/11 17:30
Matrix: Solid
Date Received: 12/01/11 09:20
Percent Solids: 89.6

Prep Type	Batch Type	Batch Method	Run	Dilution Factor	Batch Number	Prepared or Analyzed	Analyst	Lab
Total/NA	Prep	3540C			25643	12/06/11 08:54	AK	TAL NC
Total/NA	Analysis	8270C		1	26044	12/08/11 20:47	TH	TAL NC
Total/NA	Prep	5035			26850	12/01/11 20:00	DB	TAL NC
Total/NA	Analysis	8015B		1	26800	12/14/11 14:19	DB	TAL NC
Total/NA	Prep	3540C			25535	12/05/11 11:00	SE	TAL NC
Total/NA	Analysis	8015B		1	25807	12/08/11 12:39	SG	TAL NC
Total/NA	Analysis	Moisture		1	25331	12/02/11 08:59	CN	TAL NC

Client Sample ID: S-017324-113011-TP-161

Lab Sample ID: 240-6402-25

Date Collected: 11/30/11 17:40
Matrix: Solid
Date Received: 12/01/11 09:20
Percent Solids: 90.0

Prep Type	Batch Type	Batch Method	Run	Dilution Factor	Batch Number	Prepared or Analyzed	Analyst	Lab
Total/NA	Prep	3540C			25847	12/07/11 10:46	BM	TAL NC
Total/NA	Analysis	8270C		1	26807	12/14/11 12:57	MU	TAL NC
Total/NA	Prep	5035			26850	12/01/11 20:00	DB	TAL NC
Total/NA	Analysis	8015B		1	26800	12/14/11 15:27	DB	TAL NC
Total/NA	Prep	3540C			25535	12/05/11 11:00	SE	TAL NC

Lab Chronicle

Client: Conestoga-Rovers & Associates, Inc.
Project/Site: 17324-T07, RACER Former MTM

TestAmerica Job ID: 240-6402-1

Client Sample ID: S-017324-113011-TP-161
Date Collected: 11/30/11 17:40
Date Received: 12/01/11 09:20

Lab Sample ID: 240-6402-25
Matrix: Solid
Percent Solids: 90.0

Prep Type	Batch Type	Batch Method	Run	Dilution Factor	Batch Number	Prepared or Analyzed	Analyst	Lab
Total/NA	Analysis	8015B		1	25807	12/08/11 13:10	SG	TAL NC
Total/NA	Analysis	Moisture		1	25331	12/02/11 08:59	CN	TAL NC

Laboratory References:

TAL NC = TestAmerica North Canton, 4101 Shuffel Street NW, North Canton, OH 44720, TEL (330)497-9396

Certification Summary

Client: Conestoga-Rovers & Associates, Inc.
Project/Site: 17324-T07, RACER Former MTM

TestAmerica Job ID: 240-6402-1

Laboratory	Authority	Program	EPA Region	Certification ID
TestAmerica North Canton	ACLASS	DoD ELAP		ADE-1437
TestAmerica North Canton	California	NELAC	9	01144CA
TestAmerica North Canton	Connecticut	State Program	1	PH-0590
TestAmerica North Canton	Florida	NELAC	4	E87225
TestAmerica North Canton	Georgia	Georgia EPD	4	N/A
TestAmerica North Canton	Illinois	NELAC	5	200004
TestAmerica North Canton	Kansas	NELAC	7	E-10336
TestAmerica North Canton	Kentucky	State Program	4	58
TestAmerica North Canton	Minnesota	NELAC	5	039-999-348
TestAmerica North Canton	Nevada	State Program	9	OH-000482008A
TestAmerica North Canton	New Jersey	NELAC	2	OH001
TestAmerica North Canton	New York	NELAC	2	10975
TestAmerica North Canton	Ohio	OVAP	5	CL0024
TestAmerica North Canton	Pennsylvania	NELAC	3	68-00340
TestAmerica North Canton	USDA	USDA		P330-11-00328
TestAmerica North Canton	Virginia	NELAC Secondary AB	3	460175
TestAmerica North Canton	West Virginia	West Virginia DEP	3	210
TestAmerica North Canton	Wisconsin	State Program	5	999518190

Accreditation may not be offered or required for all methods and analytes reported in this package. Please contact your project manager for the laboratory's current list of certified methods and analytes.

CONESTOGA-ROVERS & ASSOCIATES
6520 Corporate Drive
Indianapolis, Indiana 46278
(317) 291-7007 phone
(317) 328-2666 fax

CHAIN-OF-CUSTODY RECORD

SHIPPED TO (Laboratory Name): TA - North Canton, OH

REFERENCE NUMBER: 017324-T07

PROJECT NAME: MTM

SAMPLER'S SIGNATURE: [signature] **PRINTED NAME:** Tim Ranger

SEQ. No.	DATE	TIME	SAMPLE IDENTIFICATION No.	SAMPLE MATRIX	No. OF CONTAINERS	TCL PCB	TAL Metals	TCL SVOC	D/D+D/D							REMARKS
1	11/30/11	940	S-017324-113011-TP-137	Soil	2	X	X	X								
2		945	-138		2	X	X	X								
3		955	-139		2	X	X	X								
4		1035	-140		4	X	X	X								MS/MSD
5		1050	-141		2	X	X	X								
6		1100	-142		2	X	X	X								
7		1155	-143		2	X	X	X								
8		1205	-144		2			X	X							*Hold at Lab
9		1235	-145		2			X	X							*Hold at Lab
10		1240	-146		2			X	X							
11		1410	-147		2			X	X							
12		1415	-148		2			X	X							
13		1420	-149		2			X	X							*Hold at Lab
14	↓	1505	-150	↓	2			X	X							*Hold at Lab
15	11/30/11	1520	S-017324-113011-TP-151	Soil	2			X	X							
			TOTAL NUMBER OF CONTAINERS		32											

RELINQUISHED BY: ① [signature]	DATE: 11/30/11 TIME: 2000	RECEIVED BY: ②	DATE: TIME:
RELINQUISHED BY: ②	DATE: TIME:	RECEIVED BY: ③	DATE: TIME:
RELINQUISHED BY: ③	DATE: TIME:	RECEIVED BY: ④	DATE: TIME:

METHOD OF SHIPMENT: FedEx **TRACKING No.** 8754 2216 6403

White -Fully Executed Copy
Yellow -Receiving Laboratory Copy
Pink -Shipper Copy
Goldenrod -Sampler Copy

SAMPLE TEAM: Tim Ranger

RECEIVED FOR LABORATORY BY: [signature] DATE: 12/2/11 TIME: 0920

TEST 2699 AMERICAN

400001-00(SOURCE)GN-CO007

12/19/2011

CONESTOGA-ROVERS & ASSOCIATES
6520 Corporate Drive
Indianapolis, Indiana 46278
(317) 291-7007 phone
(317) 328-2666 fax

SHIPPED TO (Laboratory Name): TA - North Canton, OH

REFERENCE NUMBER: 017324-707

PROJECT NAME: MTM

CHAIN-OF-CUSTODY RECORD

SAMPLER'S SIGNATURE: Tim Arnger **PRINTED NAME:** Tim Arnger

SEQ. No.	DATE	TIME	SAMPLE IDENTIFICATION No.	SAMPLE MATRIX	No. OF CONTAINERS	PARAMETERS: TCL SVOC, DRO, ORO	REMARKS
1	11/30/11	1525	S-017324-113011-TP-152	Soil	2	X X	
2	↓	1545	-153	↓	2	X X	
3	↓	1555	-154	↓	4	X X	MS/MSD
4	11/30/11	1605	S-017324-113011-TP-155	Soil	2	X X	#1 Hold at Lab
			TOTAL NUMBER OF CONTAINERS		10		

RELINQUISHED BY: ① Tim Arnger	DATE: 11/30/11 TIME: 2000	RECEIVED BY: ②	DATE: TIME:
RELINQUISHED BY: ②	DATE: TIME:	RECEIVED BY: ③	DATE: TIME:
RELINQUISHED BY: ③	DATE: TIME:	RECEIVED BY: ④	DATE: TIME:

METHOD OF SHIPMENT: FedEx **TRACKING No.** 8754 2216 6403

White -Fully Executed Copy
Yellow -Receiving Laboratory Copy
Pink -Shipper Copy
Goldenrod -Sampler Copy

SAMPLE TEAM: Tim Arnger

RECEIVED FOR LABORATORY BY: Matt Jem
DATE: 12/2/11 TIME: 0920

TEST 2700 AMERICS

400001-00(SOURCE)GN-CO007

CONESTOGA-ROVERS & ASSOCIATES
6520 Corporate Drive
Indianapolis, Indiana 46278
(317) 291-7007 phone
(317) 328-2666 fax

CHAIN-OF-CUSTODY RECORD

SHIPPED TO (Laboratory Name): TA - North Canton, OH

REFERENCE NUMBER: 017324-TOT

PROJECT NAME: MTM

SAMPLER'S SIGNATURE: _____ **PRINTED NAME:** Tim Pranger

SEQ. No.	DATE	TIME	SAMPLE IDENTIFICATION No.	SAMPLE MATRIX	No. OF CONTAINERS	PARAMETERS: TPH GRO	REMARKS
1	11/30/11	1420	S-017324-113011-TP-149	Soil	4	X	*Hold at Lab
2		1505	-150		4	X	*Hold at Lab
3		1520	-151		4	X	
4		1525	-152		4	X	
5		1545	-153		4	X	
6		1555	-154		12	X	MS/MSD
7		1605	-155		4	X	*Hold at Lab
8		1650	-156		4	X	
9		1700	-157		4	X	
10	11/30/11	1710	S-017324-113011-TP-158	Soil	4	X	*Hold at Lab
TOTAL NUMBER OF CONTAINERS					48		

RELINQUISHED BY: ① _____	DATE: 11/30/11 TIME: 2000	RECEIVED BY: ② _____	DATE: TIME:
RELINQUISHED BY: ② _____	DATE: TIME:	RECEIVED BY: ③ _____	DATE: TIME:
RELINQUISHED BY: ③ _____	DATE: TIME:	RECEIVED BY: ④ _____	DATE: TIME:

METHOD OF SHIPMENT: FedEx **TRACKING No.** 8754 2216 6403

White -Fully Executed Copy
Yellow -Receiving Laboratory Copy
Pink -Shipper Copy
Goldenrod -Sampler Copy

SAMPLE TEAM: Tim Pranger

RECEIVED FOR LABORATORY BY: Matt DATE: 12/2/11 TIME: 0920

2698 TERI ROGERS

400001-00(SOURCE)GN-CO007

12/19/2011

CONESTOGA-ROVERS & ASSOCIATES
6520 Corporate Drive
Indianapolis, Indiana 46278
(317) 291-7007 phone
(317) 328-2666 fax

SHIPPED TO (Laboratory Name): TA - North Canton, OH

REFERENCE NUMBER: 017324-T07

PROJECT NAME: MTM

CHAIN-OF-CUSTODY RECORD

SAMPLER'S SIGNATURE: [signature] **PRINTED NAME:** Tim Granger

SEQ. No.	DATE	TIME	SAMPLE IDENTIFICATION No.	SAMPLE MATRIX	No. OF CONTAINERS	PARAMETERS: TCL VOC	PARAMETERS: TPH GRO	REMARKS
1	11/30/11	940	S-017324-113011-TP-137	So:1	4	X		
2		945	-138		4	X		
3		955	-139		4	X		
4		1035	-140		12	X		MS/MSD
5		1050	-141		4	X		
6		1100	-142		4	X		
7		1155	-143		4		X	
8		1205	-144		4		X	*Hold at Lab
9		1235	-145		4		X	*Hold at Lab
10		1240	-146		4		X	
11	11/30/11	1410	S-017324-113011-TP-147	So:1	4		X	
12	11/30/11	1405	S-017324-113011-TP-148	So:1	4		X	
					TLP			
TOTAL NUMBER OF CONTAINERS					~~48~~ 56			

RELINQUISHED BY: ① [signature]	DATE: 11/30/11 TIME: 2000	RECEIVED BY: ②	DATE: TIME:
RELINQUISHED BY: ②	DATE: TIME:	RECEIVED BY: ③	DATE: TIME:
RELINQUISHED BY: ③	DATE: TIME:	RECEIVED BY: ④	DATE: TIME:

METHOD OF SHIPMENT: FedEx **TRACKING No.** 8754 2216 6403

White	-Fully Executed Copy
Yellow	-Receiving Laboratory Copy
Pink	-Shipper Copy
Goldenrod	-Sampler Copy

SAMPLE TEAM: Tim Granger

RECEIVED FOR LABORATORY BY: [signature] DATE: 12/2/11 TIME: 0920 TEF 2697

400001-00(SOURCE)GN-CO007

12/19/2011

CONESTOGA-ROVERS & ASSOCIATES
6520 Corporate Drive
Indianapolis, Indiana 46278
(317) 291-7007 phone
(317) 328-2666 fax

CHAIN-OF-CUSTODY RECORD

SHIPPED TO (Laboratory Name): TA - North Canton, OH

REFERENCE NUMBER: 017324-T07

PROJECT NAME: MTM

SAMPLER'S SIGNATURE: [signature] **PRINTED NAME:** Tim Ranger

SEQ. No.	DATE	TIME	SAMPLE IDENTIFICATION No.	SAMPLE MATRIX	No. OF CONTAINERS	PARAMETERS: TPH-GRO / DRO, ORO / TCL SVOC	REMARKS
1	11/30/11	1650	S-017324-113011-TP-156	Soil	2	X X	
2		1700	-157		2	X X	
3		1710	-158		2	X X	* Hold at Lab
4		1720	-159		6	X X X	
5		1730	-160		6	X X X	
6	11/30/11	1740	S-017324-113011-TP-161	Soil	6	X X X	
			TOTAL NUMBER OF CONTAINERS		24		

RELINQUISHED BY: ① [signature]	DATE: 11/30/11 TIME: 2000	RECEIVED BY: ②	DATE: TIME:
RELINQUISHED BY: ②	DATE: TIME:	RECEIVED BY: ③	DATE: TIME:
RELINQUISHED BY: ③	DATE: TIME:	RECEIVED BY: ④	DATE: TIME:

METHOD OF SHIPMENT: FedEx **TRACKING No.** 8754 2216 6403

White -Fully Executed Copy
Yellow -Receiving Laboratory Copy
Pink -Shipper Copy
Goldenrod -Sampler Copy

SAMPLE TEAM: Tim Ranger

RECEIVED FOR LABORATORY BY: Matthew [illegible] DATE: 12/1/11 TIME: 0920

TEST 2701 Amer. L

400001-00(SOURCE)GN-CO007

TestAmerica Cooler Receipt Form/Narrative **Lot Number:** 6402
North Canton Facility

Client CRA Project MRM By: Matt Ger (Signature)
Cooler Received on 10 DEC 2011 Opened on 10 DEC 2011
FedEx ☒ UPS ☐ DHL ☐ FAS ☐ Stetson ☐ Client Drop Off ☐ TestAmerica Courier ☐ Other
TestAmerica Cooler # Back Multiple Coolers ☒ Foam Box ☐ Client Cooler ☐ Other
Intact? Yes ☐ No ☐ NA ☒

1.	Were custody seals on the outside of the cooler(s)? If YES, Quantity ____ Quantity Unsalvageable ____	Yes ☐ No ☐	NA ☒
	Were custody seals on the outside of cooler(s) signed and dated?	Yes ☐ No ☒	
	Were custody seals on the bottle(s)?		
	If YES, are there any exceptions? ____	Yes ☒ No ☐	
2.	Shippers' packing slip attached to the cooler(s)?	Relinquished by client? Yes ☒ No ☐	
3.	Did custody papers accompany the sample(s)? Yes ☒ No ☐	Yes ☒ No ☐	
4.	Were the custody papers signed in the appropriate place?		
5.	Packing material used: Bubble Wrap ☒ Foam ☒ None ☐ Other Plastic Bag		
6.	Cooler temperature upon receipt Back °C See back of form for multiple coolers/temps ☒		
	METHOD: IR ☒ Other ☐		
	COOLANT: Wet Ice ☒ Blue Ice ☐ Dry Ice ☐ Water ☐ None ☐		
7.	Did all bottles arrive in good condition (Unbroken)?	Yes ☒ No ☐	
8.	Could all bottle labels be reconciled with the COC?	Yes ☒ No ☐	
9.	Were sample(s) at the correct pH upon receipt?	Yes ☐ No ☐	NA ☒
10.	Were correct bottle(s) used for the test(s) indicated?	Yes ☒ No ☐	
11.	Were air bubbles >6 mm in any VOA vials?	Yes ☐ No ☐	NA ☒
12.	Sufficient quantity received to perform indicated analyses?	Yes ☒ No ☐	
13.	Was a trip blank present in the cooler(s)? Yes ☐ No ☒ Were VOAs on the COC?	Yes ☒ No ☐	

Contacted PM ____ Date ____ by ____ via Verbal ☐ Voice Mail ☐ Other ☐
Concerning

14. CHAIN OF CUSTODY
The following discrepancies occurred:

15. SAMPLE CONDITION
Sample(s) ____ were received after the recommended holding time had expired.
Sample(s) ____ were received in a broken container.
Sample(s) ____ were received with bubble >6 mm in diameter. (Notify PM)

16. SAMPLE PRESERVATION
Sample(s) ____ were further preserved in Sample Receiving to meet recommended pH level(s). *Nitric Acid Lot# 110410-HNO_3; Sulfuric Acid Lot# 110410-H_2SO_4; Sodium Hydroxide Lot# 121809 -NaOH; Hydrochloric Acid Lot# 041911-HCl; Sodium Hydroxide and Zinc Acetate Lot# 100108-$(CH_3COO)_2ZN$/NaOH.* What time was preservative added to sample(s)? ____

Client ID	pH	Date	Initials

TestAmerica Cooler Receipt Form/Narrative
North Canton Facility

Client ID	pH	Date	Initials

Cooler #	Temp. °C	Method	Coolant
A551	3.8	IR	wet ice
client 1	4.6		
client 2	4.2		
A866	1.1		

Discrepancies Cont'd:

Login Sample Receipt Checklist

Client: Conestoga-Rovers & Associates, Inc.

Job Number: 240-6402-1

Login Number: 6402

List Number: 1

Creator: Sutek, Nick

List Source: TestAmerica North Canton

Question	Answer	Comment
Radioactivity either was not measured or, if measured, is at or below background	N/A	
The cooler's custody seal, if present, is intact.	True	
The cooler or samples do not appear to have been compromised or tampered with.	True	
Samples were received on ice.	True	
Cooler Temperature is acceptable.	True	
Cooler Temperature is recorded.	True	3.8/4.6/4.2/1.1
COC is present.	True	
COC is filled out in ink and legible.	True	
COC is filled out with all pertinent information.	True	
Is the Field Sampler's name present on COC?	True	
There are no discrepancies between the sample IDs on the containers and the COC.	True	
Samples are received within Holding Time.	True	
Sample containers have legible labels.	True	
Containers are not broken or leaking.	True	
Sample collection date/times are provided.	True	
Appropriate sample containers are used.	True	
Sample bottles are completely filled.	True	
Sample Preservation Verified.	True	
There is sufficient vol. for all requested analyses, incl. any requested MS/MSDs	True	
VOA sample vials do not have headspace or bubble is <6mm (1/4") in diameter.	True	
Multiphasic samples are not present.	True	
Samples do not require splitting or compositing.	True	
Residual Chlorine Checked.	N/A	

TestAmerica

THE LEADER IN ENVIRONMENTAL TESTING



ANALYTICAL REPORT

TestAmerica Laboratories, Inc.
TestAmerica North Canton
4101 Shuffel Street NW
North Canton, OH 44720
Tel: (330)497-9396

TestAmerica Job ID: 240-6402-2
Client Project/Site: 17324-T07, RACER Former MTM

For:
Conestoga-Rovers & Associates, Inc.
6520 Corporate Drive
Indianapolis, Indiana 46278

Attn: Mr. Michael Richardson

Denise D Heckler

Authorized for release by:
1/3/2012 3:19:40 PM

Denise Heckler
Project Manager II
denise.heckler@testamericainc.com

LINKS

Review your project results through TotalAccess

Have a Question? Ask The Expert

Visit us at: www.testamericainc.com

This report has been electronically signed and authorized by the signatory. Electronic signature is intended to be the legally binding equivalent of a traditionally handwritten signature.

Results relate only to the items tested and the sample(s) as received by the laboratory.

Table of Contents

Cover Page 1
Table of Contents 2
Definitions/Glossary 3
Case Narrative 4
Method Summary 6
Sample Summary 7
Detection Summary 8
Client Sample Results 9
Surrogate Summary 13
QC Sample Results 14
QC Association Summary 22
Lab Chronicle 24
Certification Summary 25
Chain of Custody 26
Receipt Checklists 33

Client: Conestoga-Rovers & Associates, Inc.
Project/Site: 17324-T07, RACER Former MTM

TestAmerica Job ID: 240-6402-2

Qualifiers

GC/MS Semi VOA

Qualifier	Qualifier Description
H	Sample was prepped or analyzed beyond the specified holding time
U	Indicates the analyte was analyzed for but not detected.
J	Result is less than the RL but greater than or equal to the MDL and the concentration is an approximate value.
F	MS or MSD exceeds the control limits

GC VOA

Qualifier	Qualifier Description
U	Indicates the analyte was analyzed for but not detected.
J	Result is less than the RL but greater than or equal to the MDL and the concentration is an approximate value.

GC Semi VOA

Qualifier	Qualifier Description
H	Sample was prepped or analyzed beyond the specified holding time
U	Indicates the analyte was analyzed for but not detected.
J	Result is less than the RL but greater than or equal to the MDL and the concentration is an approximate value.

Glossary

Abbreviation	These commonly used abbreviations may or may not be present in this report.
☼	Listed under the "D" column to designate that the result is reported on a dry weight basis
%R	Percent Recovery
CNF	Contains no Free Liquid
DL, RA, RE, IN	Indicates a Dilution, Reanalysis, Re-extraction, or additional Initial metals/anion analysis of the sample
EDL	Estimated Detection Limit
EPA	United States Environmental Protection Agency
MDL	Method Detection Limit
ML	Minimum Level (Dioxin)
ND	Not detected at the reporting limit (or MDL or EDL if shown)
PQL	Practical Quantitation Limit
QC	Quality Control
RL	Reporting Limit
RPD	Relative Percent Difference, a measure of the relative difference between two points
TEF	Toxicity Equivalent Factor (Dioxin)
TEQ	Toxicity Equivalent Quotient (Dioxin)

Job ID: 240-6402-2

Laboratory: TestAmerica North Canton

Narrative

CASE NARRATIVE

Client: Conestoga-Rovers & Associates, Inc.

Project: 17324-T07, RACER Former MTM

Report Number: 240-6402-2

With the exceptions noted as flags or footnotes, standard analytical protocols were followed in the analysis of the samples and no problems were encountered or anomalies observed. In addition all laboratory quality control samples were within established control limits, with any exceptions noted below. Each sample was analyzed to achieve the lowest possible reporting limit within the constraints of the method. In some cases, due to interference or analytes present at high concentrations, samples were diluted. For diluted samples, the reporting limits are adjusted relative to the dilution required.

TestAmerica North Canton attests to the validity of the laboratory data generated by TestAmerica facilities reported herein. All analyses performed by TestAmerica facilities were done using established laboratory SOPs that incorporate QA/QC procedures described in the application methods. TestAmerica's operations groups have reviewed the data for compliance with the laboratory QA/QC plan, and data have been found to be compliant with laboratory protocols unless otherwise noted below.

The test results in this report meet all NELAP requirements for parameters for which accreditation is required or available. Any exceptions to NELAP requirements are noted in this report. Pursuant to NELAP, this report may not be reproduced, except in full, without the written approval of the laboratory.

Calculations are performed before rounding to avoid round-off errors in calculated results.

All holding times were met and proper preservation noted for the methods performed on these samples, unless otherwise detailed in the individual sections below.

All solid sample results are reported on an "as received" basis unless otherwise indicated by the presence of a % solids value in the method header.

This laboratory report is confidential and is intended for the sole use of TestAmerica and its client.

On December 22, 2011, select samples were taken off hold for analysis by CRA. A revised chain of custody was not provided.

RECEIPT

The samples were received on 12/01/2011; the samples arrived in good condition, properly preserved and on ice.

SEMIVOLATILE ORGANIC COMPOUNDS (GC-MS)

Samples S-017324-113011-TP-145 (240-6402-9) and S-017324-113011-TP-150 (240-6402-14) were analyzed for semivolatile organic compounds (GC-MS) in accordance with EPA SW-846 Method 8270C. The samples were prepared past the holding time on 12/23/2011 and analyzed on 12/31/2011.

1,1'-Biphenyl, 2,4-Dinitrophenol, 4,6-Dinitro-2-methylphenol and Hexachlorocyclopentadiene failed the recovery criteria low for the MS of sample S-017324-113011-TP-150MS (240-6402-14) in batch 240-28786.

2,4-Dinitrophenol, 4,6-Dinitro-2-methylphenol and Pentachlorophenol failed the recovery criteria low for the MSD of sample S-017324-113011-TP-150MSD (240-6402-14) in batch 240-28786.

No other difficulties were encountered during the SVOC analyses.

All other quality control parameters were within the acceptance limits.

Job ID: 240-6402-2 (Continued)

Laboratory: TestAmerica North Canton (Continued)

GASOLINE RANGE ORGANICS (GRO)

Samples S-017324-113011-TP-145 (240-6402-9) and S-017324-113011-TP-150 (240-6402-14) were analyzed for gasoline range organics (GRO) in accordance with EPA SW-846 Method 8015B - GRO. The samples were prepared on 12/01/2011 and analyzed on 12/09/2011.

No difficulties were encountered during the GRO analyses.

All quality control parameters were within the acceptance limits.

DIESEL RANGE ORGANICS (DRO)

Samples S-017324-113011-TP-145 (240-6402-9) and S-017324-113011-TP-150 (240-6402-14) were analyzed for diesel range organics (DRO) in accordance with EPA SW-846 Method 8015B - DRO. The samples were prepared past the holding time on 12/23/2011 and analyzed on 12/28/2011.

No difficulties were encountered during the DRO analyses.

All quality control parameters were within the acceptance limits.

Method Summary

Client: Conestoga-Rovers & Associates, Inc.
Project/Site: 17324-T07, RACER Former MTM

TestAmerica Job ID: 240-6402-2

Method	Method Description	Protocol	Laboratory
8270C	Semivolatile Organic Compounds (GC/MS)	SW846	TAL NC
8015B	Gasoline Range Organics - (GC)	SW846	TAL NC
8015B	Diesel Range Organics (DRO) (GC)	SW846	TAL NC
Moisture	Percent Moisture	EPA	TAL NC

Protocol References:

EPA = US Environmental Protection Agency

SW846 = "Test Methods For Evaluating Solid Waste, Physical/Chemical Methods", Third Edition, November 1986 And Its Updates.

Laboratory References:

TAL NC = TestAmerica North Canton, 4101 Shuffel Street NW, North Canton, OH 44720, TEL (330)497-9396

Sample Summary

Client: Conestoga-Rovers & Associates, Inc.
Project/Site: 17324-T07, RACER Former MTM

TestAmerica Job ID: 240-6402-2

Lab Sample ID	Client Sample ID	Matrix	Collected	Received
240-6402-9	S-017324-113011-TP-145	Solid	11/30/11 12:35	12/01/11 09:20
240-6402-14	S-017324-113011-TP-150	Solid	11/30/11 15:05	12/01/11 09:20

Detection Summary

Client: Conestoga-Rovers & Associates, Inc.
Project/Site: 17324-T07, RACER Former MTM

TestAmerica Job ID: 240-6402-2

Client Sample ID: S-017324-113011-TP-145

Lab Sample ID: 240-6402-9

Analyte	Result	Qualifier	RL	MDL	Unit	Dil Fac	D	Method	Prep Type
2-Methylnaphthalene	19	H	7.5	3.7	ug/Kg	1	☼	8270C	Total/NA
Acenaphthene	24	H	7.5	3.7	ug/Kg	1	☼	8270C	Total/NA
Anthracene	40	H	7.5	3.7	ug/Kg	1	☼	8270C	Total/NA
Benzo[a]anthracene	120	H	7.5	3.7	ug/Kg	1	☼	8270C	Total/NA
Benzo[a]pyrene	92	H	7.5	3.7	ug/Kg	1	☼	8270C	Total/NA
Benzo[b]fluoranthene	140	H	7.5	3.7	ug/Kg	1	☼	8270C	Total/NA
Benzo[g,h,i]perylene	66	H	7.5	3.7	ug/Kg	1	☼	8270C	Total/NA
Benzo[k]fluoranthene	64	H	7.5	3.7	ug/Kg	1	☼	8270C	Total/NA
Bis(2-ethylhexyl) phthalate	34	J H	56	21	ug/Kg	1	☼	8270C	Total/NA
Butyl benzyl phthalate	12	J H	56	11	ug/Kg	1	☼	8270C	Total/NA
Carbazole	36	J H	56	30	ug/Kg	1	☼	8270C	Total/NA
Chrysene	150	H	7.5	1.2	ug/Kg	1	☼	8270C	Total/NA
Dibenzofuran	30	J H	56	3.7	ug/Kg	1	☼	8270C	Total/NA
Fluoranthene	280	H	7.5	3.7	ug/Kg	1	☼	8270C	Total/NA
Fluorene	45	H	7.5	3.7	ug/Kg	1	☼	8270C	Total/NA
Indeno[1,2,3-cd]pyrene	51	H	7.5	3.7	ug/Kg	1	☼	8270C	Total/NA
Naphthalene	20	H	7.5	3.7	ug/Kg	1	☼	8270C	Total/NA
Phenanthrene	310	H	7.5	3.7	ug/Kg	1	☼	8270C	Total/NA
Pyrene	210	H	7.5	3.7	ug/Kg	1	☼	8270C	Total/NA
C6-C10	30	J	44	20	ug/Kg	1	☼	8015B	Total/NA
C20-C34	18	J H	19	10	mg/Kg	1	☼	8015B	Total/NA

Client Sample ID: S-017324-113011-TP-150

Lab Sample ID: 240-6402-14

Analyte	Result	Qualifier	RL	MDL	Unit	Dil Fac	D	Method	Prep Type
Bis(2-ethylhexyl) phthalate	22	J H	57	22	ug/Kg	1	☼	8270C	Total/NA

Client: Conestoga-Rovers & Associates, Inc.
Project/Site: 17324-T07, RACER Former MTM

TestAmerica Job ID: 240-6402-2

Client Sample ID: S-017324-113011-TP-145
Date Collected: 11/30/11 12:35
Date Received: 12/01/11 09:20

Lab Sample ID: 240-6402-9
Matrix: Solid
Percent Solids: 89.0

Method: 8270C - Semivolatile Organic Compounds (GC/MS)

Analyte	Result	Qualifier	RL	MDL	Unit	D	Prepared	Analyzed	Dil Fac
1,1'-Biphenyl	56	U H	56	30	ug/Kg	☼	12/23/11 09:08	12/31/11 20:10	1
2,2'-oxybis[1-chloropropane]	110	U H	110	11	ug/Kg	☼	12/23/11 09:08	12/31/11 20:10	1
2,4,5-Trichlorophenol	170	U H	170	28	ug/Kg	☼	12/23/11 09:08	12/31/11 20:10	1
2,4,6-Trichlorophenol	170	U H	170	90	ug/Kg	☼	12/23/11 09:08	12/31/11 20:10	1
2,4-Dichlorophenol	170	U H	170	22	ug/Kg	☼	12/23/11 09:08	12/31/11 20:10	1
2,4-Dimethylphenol	170	U H	170	22	ug/Kg	☼	12/23/11 09:08	12/31/11 20:10	1
2,4-Dinitrophenol	370	U H	370	90	ug/Kg	☼	12/23/11 09:08	12/31/11 20:10	1
2,4-Dinitrotoluene	220	U H	220	30	ug/Kg	☼	12/23/11 09:08	12/31/11 20:10	1
2,6-Dinitrotoluene	220	U H	220	24	ug/Kg	☼	12/23/11 09:08	12/31/11 20:10	1
2-Chloronaphthalene	56	U H	56	3.7	ug/Kg	☼	12/23/11 09:08	12/31/11 20:10	1
2-Chlorophenol	56	U H	56	30	ug/Kg	☼	12/23/11 09:08	12/31/11 20:10	1
2-Methylnaphthalene	**19**	**H**	7.5	3.7	ug/Kg	☼	12/23/11 09:08	12/31/11 20:10	1
2-Methylphenol	220	U H	220	90	ug/Kg	☼	12/23/11 09:08	12/31/11 20:10	1
2-Nitroaniline	220	U H	220	10	ug/Kg	☼	12/23/11 09:08	12/31/11 20:10	1
2-Nitrophenol	56	U H	56	30	ug/Kg	☼	12/23/11 09:08	12/31/11 20:10	1
3,3'-Dichlorobenzidine	110	U H	110	20	ug/Kg	☼	12/23/11 09:08	12/31/11 20:10	1
3-Nitroaniline	220	U H	220	18	ug/Kg	☼	12/23/11 09:08	12/31/11 20:10	1
4,6-Dinitro-2-methylphenol	170	U H	170	90	ug/Kg	☼	12/23/11 09:08	12/31/11 20:10	1
4-Bromophenyl phenyl ether	56	U H	56	15	ug/Kg	☼	12/23/11 09:08	12/31/11 20:10	1
4-Chloro-3-methylphenol	170	U H	170	24	ug/Kg	☼	12/23/11 09:08	12/31/11 20:10	1
4-Chloroaniline	170	U H	170	19	ug/Kg	☼	12/23/11 09:08	12/31/11 20:10	1
4-Chlorophenyl phenyl ether	56	U H	56	15	ug/Kg	☼	12/23/11 09:08	12/31/11 20:10	1
4-Nitroaniline	220	U H	220	29	ug/Kg	☼	12/23/11 09:08	12/31/11 20:10	1
4-Nitrophenol	370	U H	370	90	ug/Kg	☼	12/23/11 09:08	12/31/11 20:10	1
Acenaphthene	**24**	**H**	7.5	3.7	ug/Kg	☼	12/23/11 09:08	12/31/11 20:10	1
Acenaphthylene	7.5	U H	7.5	3.7	ug/Kg	☼	12/23/11 09:08	12/31/11 20:10	1
Acetophenone	110	U H	110	10	ug/Kg	☼	12/23/11 09:08	12/31/11 20:10	1
Anthracene	**40**	**H**	7.5	3.7	ug/Kg	☼	12/23/11 09:08	12/31/11 20:10	1
Atrazine	220	U H	220	10	ug/Kg	☼	12/23/11 09:08	12/31/11 20:10	1
Benzaldehyde	110	U H	110	13	ug/Kg	☼	12/23/11 09:08	12/31/11 20:10	1
Benzo[a]anthracene	**120**	**H**	7.5	3.7	ug/Kg	☼	12/23/11 09:08	12/31/11 20:10	1
Benzo[a]pyrene	**92**	**H**	7.5	3.7	ug/Kg	☼	12/23/11 09:08	12/31/11 20:10	1
Benzo[b]fluoranthene	**140**	**H**	7.5	3.7	ug/Kg	☼	12/23/11 09:08	12/31/11 20:10	1
Benzo[g,h,i]perylene	**66**	**H**	7.5	3.7	ug/Kg	☼	12/23/11 09:08	12/31/11 20:10	1
Benzo[k]fluoranthene	**64**	**H**	7.5	3.7	ug/Kg	☼	12/23/11 09:08	12/31/11 20:10	1
Bis(2-chloroethoxy)methane	110	U H	110	25	ug/Kg	☼	12/23/11 09:08	12/31/11 20:10	1
Bis(2-chloroethyl)ether	110	U H	110	2.2	ug/Kg	☼	12/23/11 09:08	12/31/11 20:10	1
Bis(2-ethylhexyl) phthalate	**34**	**J H**	56	21	ug/Kg	☼	12/23/11 09:08	12/31/11 20:10	1
Butyl benzyl phthalate	**12**	**J H**	56	11	ug/Kg	☼	12/23/11 09:08	12/31/11 20:10	1
Caprolactam	370	U H	370	41	ug/Kg	☼	12/23/11 09:08	12/31/11 20:10	1
Carbazole	**36**	**J H**	56	30	ug/Kg	☼	12/23/11 09:08	12/31/11 20:10	1
Chrysene	**150**	**H**	7.5	1.2	ug/Kg	☼	12/23/11 09:08	12/31/11 20:10	1
Dibenz(a,h)anthracene	7.5	U H	7.5	3.7	ug/Kg	☼	12/23/11 09:08	12/31/11 20:10	1
Dibenzofuran	**30**	**J H**	56	3.7	ug/Kg	☼	12/23/11 09:08	12/31/11 20:10	1
Diethyl phthalate	56	U H	56	18	ug/Kg	☼	12/23/11 09:08	12/31/11 20:10	1
Dimethyl phthalate	56	U H	56	19	ug/Kg	☼	12/23/11 09:08	12/31/11 20:10	1
Di-n-butyl phthalate	56	U H	56	17	ug/Kg	☼	12/23/11 09:08	12/31/11 20:10	1
Di-n-octyl phthalate	56	U H	56	30	ug/Kg	☼	12/23/11 09:08	12/31/11 20:10	1
Fluoranthene	**280**	**H**	7.5	3.7	ug/Kg	☼	12/23/11 09:08	12/31/11 20:10	1
Fluorene	**45**	**H**	7.5	3.7	ug/Kg	☼	12/23/11 09:08	12/31/11 20:10	1

Client: Conestoga-Rovers & Associates, Inc.
Project/Site: 17324-T07, RACER Former MTM

TestAmerica Job ID: 240-6402-2

Client Sample ID: S-017324-113011-TP-145
Date Collected: 11/30/11 12:35
Date Received: 12/01/11 09:20

Lab Sample ID: 240-6402-9
Matrix: Solid
Percent Solids: 89.0

Method: 8270C - Semivolatile Organic Compounds (GC/MS) (Continued)

Analyte	Result	Qualifier	RL	MDL	Unit	D	Prepared	Analyzed	Dil Fac
Hexachlorobenzene	7.5	U H	7.5	2.4	ug/Kg	☼	12/23/11 09:08	12/31/11 20:10	1
Hexachlorobutadiene	56	U H	56	30	ug/Kg	☼	12/23/11 09:08	12/31/11 20:10	1
Hexachlorocyclopentadiene	370	U H	370	30	ug/Kg	☼	12/23/11 09:08	12/31/11 20:10	1
Hexachloroethane	56	U H	56	10	ug/Kg	☼	12/23/11 09:08	12/31/11 20:10	1
Indeno[1,2,3-cd]pyrene	**51**	**H**	7.5	3.7	ug/Kg	☼	12/23/11 09:08	12/31/11 20:10	1
Isophorone	56	U H	56	15	ug/Kg	☼	12/23/11 09:08	12/31/11 20:10	1
Naphthalene	**20**	**H**	7.5	3.7	ug/Kg	☼	12/23/11 09:08	12/31/11 20:10	1
Nitrobenzene	110	U H	110	2.5	ug/Kg	☼	12/23/11 09:08	12/31/11 20:10	1
N-Nitrosodi-n-propylamine	56	U H	56	30	ug/Kg	☼	12/23/11 09:08	12/31/11 20:10	1
N-Nitrosodiphenylamine	56	U H	56	24	ug/Kg	☼	12/23/11 09:08	12/31/11 20:10	1
Pentachlorophenol	170	U H	170	90	ug/Kg	☼	12/23/11 09:08	12/31/11 20:10	1
Phenol	56	U H	56	30	ug/Kg	☼	12/23/11 09:08	12/31/11 20:10	1
Phenanthrene	**310**	**H**	7.5	3.7	ug/Kg	☼	12/23/11 09:08	12/31/11 20:10	1
Pyrene	**210**	**H**	7.5	3.7	ug/Kg	☼	12/23/11 09:08	12/31/11 20:10	1
3 & 4 Methylphenol	450	U H	450	22	ug/Kg	☼	12/23/11 09:08	12/31/11 20:10	1

Surrogate	*%Recovery*	*Qualifier*	*Limits*	*Prepared*	*Analyzed*	*Dil Fac*
2-Fluorobiphenyl (Surr)	*47*		*34 - 110*	*12/23/11 09:08*	*12/31/11 20:10*	*1*
2-Fluorophenol (Surr)	*57*		*26 - 110*	*12/23/11 09:08*	*12/31/11 20:10*	*1*
2,4,6-Tribromophenol (Surr)	*40*		*10 - 118*	*12/23/11 09:08*	*12/31/11 20:10*	*1*
Nitrobenzene-d5 (Surr)	*49*		*24 - 112*	*12/23/11 09:08*	*12/31/11 20:10*	*1*
Phenol-d5 (Surr)	*60*		*28 - 110*	*12/23/11 09:08*	*12/31/11 20:10*	*1*
Terphenyl-d14 (Surr)	*67*		*41 - 119*	*12/23/11 09:08*	*12/31/11 20:10*	*1*

Method: 8015B - Gasoline Range Organics - (GC)

Analyte	Result	Qualifier	RL	MDL	Unit	D	Prepared	Analyzed	Dil Fac
C6-C10	**30**	**J**	44	20	ug/Kg	☼	12/01/11 20:00	12/09/11 15:03	1

Surrogate	*%Recovery*	*Qualifier*	*Limits*	*Prepared*	*Analyzed*	*Dil Fac*
Trifluorotoluene (Surr)	*97*		*10 - 150*	*12/01/11 20:00*	*12/09/11 15:03*	*1*

Method: 8015B - Diesel Range Organics (DRO) (GC)

Analyte	Result	Qualifier	RL	MDL	Unit	D	Prepared	Analyzed	Dil Fac
C10-C20	19	U H	19	10	mg/Kg	☼	12/23/11 09:15	12/28/11 10:35	1
C20-C34	**18**	**J H**	19	10	mg/Kg	☼	12/23/11 09:15	12/28/11 10:35	1

Surrogate	*%Recovery*	*Qualifier*	*Limits*	*Prepared*	*Analyzed*	*Dil Fac*
n-Nonane	*40*		*10 - 110*	*12/23/11 09:15*	*12/28/11 10:35*	*1*

Client: Conestoga-Rovers & Associates, Inc.
Project/Site: 17324-T07, RACER Former MTM

TestAmerica Job ID: 240-6402-2

Client Sample ID: S-017324-113011-TP-150
Date Collected: 11/30/11 15:05
Date Received: 12/01/11 09:20

Lab Sample ID: 240-6402-14
Matrix: Solid
Percent Solids: 87.1

Method: 8270C - Semivolatile Organic Compounds (GC/MS)

Analyte	Result	Qualifier	RL	MDL	Unit	D	Prepared	Analyzed	Dil Fac
1,1'-Biphenyl	57	U H	57	31	ug/Kg	☼	12/23/11 09:08	12/31/11 20:26	1
2,2'-oxybis[1-chloropropane]	110	U H	110	11	ug/Kg	☼	12/23/11 09:08	12/31/11 20:26	1
2,4,5-Trichlorophenol	170	U H	170	29	ug/Kg	☼	12/23/11 09:08	12/31/11 20:26	1
2,4,6-Trichlorophenol	170	U H	170	92	ug/Kg	☼	12/23/11 09:08	12/31/11 20:26	1
2,4-Dichlorophenol	170	U H	170	23	ug/Kg	☼	12/23/11 09:08	12/31/11 20:26	1
2,4-Dimethylphenol	170	U H	170	23	ug/Kg	☼	12/23/11 09:08	12/31/11 20:26	1
2,4-Dinitrophenol	380	U H	380	92	ug/Kg	☼	12/23/11 09:08	12/31/11 20:26	1
2,4-Dinitrotoluene	230	U H	230	31	ug/Kg	☼	12/23/11 09:08	12/31/11 20:26	1
2,6-Dinitrotoluene	230	U H	230	24	ug/Kg	☼	12/23/11 09:08	12/31/11 20:26	1
2-Chloronaphthalene	57	U H	57	3.8	ug/Kg	☼	12/23/11 09:08	12/31/11 20:26	1
2-Chlorophenol	57	U H	57	31	ug/Kg	☼	12/23/11 09:08	12/31/11 20:26	1
2-Methylnaphthalene	7.7	U H	7.7	3.8	ug/Kg	☼	12/23/11 09:08	12/31/11 20:26	1
2-Methylphenol	230	U H	230	92	ug/Kg	☼	12/23/11 09:08	12/31/11 20:26	1
2-Nitroaniline	230	U H	230	10	ug/Kg	☼	12/23/11 09:08	12/31/11 20:26	1
2-Nitrophenol	57	U H	57	31	ug/Kg	☼	12/23/11 09:08	12/31/11 20:26	1
3,3'-Dichlorobenzidine	110	U H	110	21	ug/Kg	☼	12/23/11 09:08	12/31/11 20:26	1
3-Nitroaniline	230	U H	230	18	ug/Kg	☼	12/23/11 09:08	12/31/11 20:26	1
4,6-Dinitro-2-methylphenol	170	U H	170	92	ug/Kg	☼	12/23/11 09:08	12/31/11 20:26	1
4-Bromophenyl phenyl ether	57	U H	57	15	ug/Kg	☼	12/23/11 09:08	12/31/11 20:26	1
4-Chloro-3-methylphenol	170	U H	170	24	ug/Kg	☼	12/23/11 09:08	12/31/11 20:26	1
4-Chloroaniline	170	U H	170	20	ug/Kg	☼	12/23/11 09:08	12/31/11 20:26	1
4-Chlorophenyl phenyl ether	57	U H	57	15	ug/Kg	☼	12/23/11 09:08	12/31/11 20:26	1
4-Nitroaniline	230	U H	230	30	ug/Kg	☼	12/23/11 09:08	12/31/11 20:26	1
4-Nitrophenol	380	U H	380	92	ug/Kg	☼	12/23/11 09:08	12/31/11 20:26	1
Acenaphthene	7.7	U H	7.7	3.8	ug/Kg	☼	12/23/11 09:08	12/31/11 20:26	1
Acenaphthylene	7.7	U H	7.7	3.8	ug/Kg	☼	12/23/11 09:08	12/31/11 20:26	1
Acetophenone	110	U H	110	11	ug/Kg	☼	12/23/11 09:08	12/31/11 20:26	1
Anthracene	7.7	U H	7.7	3.8	ug/Kg	☼	12/23/11 09:08	12/31/11 20:26	1
Atrazine	230	U H	230	10	ug/Kg	☼	12/23/11 09:08	12/31/11 20:26	1
Benzaldehyde	110	U H	110	14	ug/Kg	☼	12/23/11 09:08	12/31/11 20:26	1
Benzo[a]anthracene	7.7	U H	7.7	3.8	ug/Kg	☼	12/23/11 09:08	12/31/11 20:26	1
Benzo[a]pyrene	7.7	U H	7.7	3.8	ug/Kg	☼	12/23/11 09:08	12/31/11 20:26	1
Benzo[b]fluoranthene	7.7	U H	7.7	3.8	ug/Kg	☼	12/23/11 09:08	12/31/11 20:26	1
Benzo[g,h,i]perylene	7.7	U H	7.7	3.8	ug/Kg	☼	12/23/11 09:08	12/31/11 20:26	1
Benzo[k]fluoranthene	7.7	U H	7.7	3.8	ug/Kg	☼	12/23/11 09:08	12/31/11 20:26	1
Bis(2-chloroethoxy)methane	110	U H	110	25	ug/Kg	☼	12/23/11 09:08	12/31/11 20:26	1
Bis(2-chloroethyl)ether	110	U H	110	2.3	ug/Kg	☼	12/23/11 09:08	12/31/11 20:26	1
Bis(2-ethylhexyl) phthalate	**22**	**J H**	57	22	ug/Kg	☼	12/23/11 09:08	12/31/11 20:26	1
Butyl benzyl phthalate	57	U H	57	11	ug/Kg	☼	12/23/11 09:08	12/31/11 20:26	1
Caprolactam	380	U H	380	42	ug/Kg	☼	12/23/11 09:08	12/31/11 20:26	1
Carbazole	57	U H	57	31	ug/Kg	☼	12/23/11 09:08	12/31/11 20:26	1
Chrysene	7.7	U H	7.7	1.3	ug/Kg	☼	12/23/11 09:08	12/31/11 20:26	1
Dibenz(a,h)anthracene	7.7	U H	7.7	3.8	ug/Kg	☼	12/23/11 09:08	12/31/11 20:26	1
Dibenzofuran	57	U H	57	3.8	ug/Kg	☼	12/23/11 09:08	12/31/11 20:26	1
Diethyl phthalate	57	U H	57	18	ug/Kg	☼	12/23/11 09:08	12/31/11 20:26	1
Dimethyl phthalate	57	U H	57	20	ug/Kg	☼	12/23/11 09:08	12/31/11 20:26	1
Di-n-butyl phthalate	57	U H	57	17	ug/Kg	☼	12/23/11 09:08	12/31/11 20:26	1
Di-n-octyl phthalate	57	U H	57	31	ug/Kg	☼	12/23/11 09:08	12/31/11 20:26	1
Fluoranthene	7.7	U H	7.7	3.8	ug/Kg	☼	12/23/11 09:08	12/31/11 20:26	1
Fluorene	7.7	U H	7.7	3.8	ug/Kg	☼	12/23/11 09:08	12/31/11 20:26	1

Client: Conestoga-Rovers & Associates, Inc.
Project/Site: 17324-T07, RACER Former MTM

TestAmerica Job ID: 240-6402-2

Client Sample ID: S-017324-113011-TP-150
Date Collected: 11/30/11 15:05
Date Received: 12/01/11 09:20

Lab Sample ID: 240-6402-14
Matrix: Solid
Percent Solids: 87.1

Method: 8270C - Semivolatile Organic Compounds (GC/MS) (Continued)

Analyte	Result	Qualifier	RL	MDL	Unit	D	Prepared	Analyzed	Dil Fac
Hexachlorobenzene	7.7	U H	7.7	2.4	ug/Kg	☼	12/23/11 09:08	12/31/11 20:26	1
Hexachlorobutadiene	57	U H	57	31	ug/Kg	☼	12/23/11 09:08	12/31/11 20:26	1
Hexachlorocyclopentadiene	380	U H	380	31	ug/Kg	☼	12/23/11 09:08	12/31/11 20:26	1
Hexachloroethane	57	U H	57	10	ug/Kg	☼	12/23/11 09:08	12/31/11 20:26	1
Indeno[1,2,3-cd]pyrene	7.7	U H	7.7	3.8	ug/Kg	☼	12/23/11 09:08	12/31/11 20:26	1
Isophorone	57	U H	57	15	ug/Kg	☼	12/23/11 09:08	12/31/11 20:26	1
Naphthalene	7.7	U H	7.7	3.8	ug/Kg	☼	12/23/11 09:08	12/31/11 20:26	1
Nitrobenzene	110	U H	110	2.5	ug/Kg	☼	12/23/11 09:08	12/31/11 20:26	1
N-Nitrosodi-n-propylamine	57	U H	57	31	ug/Kg	☼	12/23/11 09:08	12/31/11 20:26	1
N-Nitrosodiphenylamine	57	U H	57	24	ug/Kg	☼	12/23/11 09:08	12/31/11 20:26	1
Pentachlorophenol	170	U H	170	92	ug/Kg	☼	12/23/11 09:08	12/31/11 20:26	1
Phenol	57	U H	57	31	ug/Kg	☼	12/23/11 09:08	12/31/11 20:26	1
Phenanthrene	7.7	U H	7.7	3.8	ug/Kg	☼	12/23/11 09:08	12/31/11 20:26	1
Pyrene	7.7	U H	7.7	3.8	ug/Kg	☼	12/23/11 09:08	12/31/11 20:26	1
3 & 4 Methylphenol	460	U H	460	23	ug/Kg	☼	12/23/11 09:08	12/31/11 20:26	1

Surrogate	*%Recovery*	*Qualifier*	*Limits*	*Prepared*	*Analyzed*	*Dil Fac*
2-Fluorobiphenyl (Surr)	*52*		*34 - 110*	*12/23/11 09:08*	*12/31/11 20:26*	*1*
2-Fluorophenol (Surr)	*66*		*26 - 110*	*12/23/11 09:08*	*12/31/11 20:26*	*1*
2,4,6-Tribromophenol (Surr)	*35*		*10 - 118*	*12/23/11 09:08*	*12/31/11 20:26*	*1*
Nitrobenzene-d5 (Surr)	*57*		*24 - 112*	*12/23/11 09:08*	*12/31/11 20:26*	*1*
Phenol-d5 (Surr)	*64*		*28 - 110*	*12/23/11 09:08*	*12/31/11 20:26*	*1*
Terphenyl-d14 (Surr)	*67*		*41 - 119*	*12/23/11 09:08*	*12/31/11 20:26*	*1*

Method: 8015B - Gasoline Range Organics - (GC)

Analyte	Result	Qualifier	RL	MDL	Unit	D	Prepared	Analyzed	Dil Fac
C6-C10	39	U	39	18	ug/Kg	☼	12/01/11 20:00	12/09/11 18:13	1

Surrogate	*%Recovery*	*Qualifier*	*Limits*	*Prepared*	*Analyzed*	*Dil Fac*
Trifluorotoluene (Surr)	*88*		*10 - 150*	*12/01/11 20:00*	*12/09/11 18:13*	*1*

Method: 8015B - Diesel Range Organics (DRO) (GC)

Analyte	Result	Qualifier	RL	MDL	Unit	D	Prepared	Analyzed	Dil Fac
C10-C20	19	U H	19	11	mg/Kg	☼	12/23/11 09:15	12/28/11 11:49	1
C20-C34	19	U H	19	11	mg/Kg	☼	12/23/11 09:15	12/28/11 11:49	1

Surrogate	*%Recovery*	*Qualifier*	*Limits*	*Prepared*	*Analyzed*	*Dil Fac*
n-Nonane	*50*		*10 - 110*	*12/23/11 09:15*	*12/28/11 11:49*	*1*

Surrogate Summary

Client: Conestoga-Rovers & Associates, Inc.
Project/Site: 17324-T07, RACER Former MTM

TestAmerica Job ID: 240-6402-2

Method: 8270C - Semivolatile Organic Compounds (GC/MS)

Matrix: Solid **Prep Type: Total/NA**

		Percent Surrogate Recovery (Acceptance Limits)					
		FBP	2FP	TBP	NBZ	PHL	TPH
Lab Sample ID	Client Sample ID	(34-110)	(26-110)	(10-118)	(24-112)	(28-110)	(41-119)
240-6402-9	S-017324-113011-TP-145	47	57	40	49	60	67
240-6402-14	S-017324-113011-TP-150	52	66	35	57	64	67
240-6402-14 MS	S-017324-113011-TP-150	48	58	44	53	60	65
240-6402-14 MSD	S-017324-113011-TP-150	54	65	41	57	66	65
LCS 240-28021/6-A	Lab Control Sample	57	68	54	63	65	73
MB 240-28021/5-A	Method Blank	50	59	46	56	56	64

Surrogate Legend

FBP = 2-Fluorobiphenyl (Surr)
2FP = 2-Fluorophenol (Surr)
TBP = 2,4,6-Tribromophenol (Surr)
NBZ = Nitrobenzene-d5 (Surr)
PHL = Phenol-d5 (Surr)
TPH = Terphenyl-d14 (Surr)

Method: 8015B - Gasoline Range Organics - (GC)

Matrix: Solid **Prep Type: Total/NA**

		Percent Surrogate Recovery (Acceptance Limits)
		TFT2
Lab Sample ID	Client Sample ID	(10-150)
240-6402-9	S-017324-113011-TP-145	97
240-6402-14	S-017324-113011-TP-150	88
LCS 240-26150/7	Lab Control Sample	121
MB 240-26150/6	Method Blank	94

Surrogate Legend

TFT = Trifluorotoluene (Surr)

Method: 8015B - Diesel Range Organics (DRO) (GC)

Matrix: Solid **Prep Type: Total/NA**

		Percent Surrogate Recovery (Acceptance Limits)
		C91
Lab Sample ID	Client Sample ID	(10-110)
240-6402-9	S-017324-113011-TP-145	40
240-6402-9 MS	S-017324-113011-TP-145	47
240-6402-9 MSD	S-017324-113011-TP-145	49
240-6402-14	S-017324-113011-TP-150	50
LCS 240-28022/7-A	Lab Control Sample	55
MB 240-28022/6-A	Method Blank	52

Surrogate Legend

C9 = n-Nonane

Client: Conestoga-Rovers & Associates, Inc.
Project/Site: 17324-T07, RACER Former MTM

TestAmerica Job ID: 240-6402-2

Method: 8270C - Semivolatile Organic Compounds (GC/MS)

Lab Sample ID: MB 240-28021/5-A
Matrix: Solid
Analysis Batch: 28786

Client Sample ID: Method Blank
Prep Type: Total/NA
Prep Batch: 28021

Analyte	MB Result	MB Qualifier	RL	MDL	Unit	D	Prepared	Analyzed	Dil Fac
1,1'-Biphenyl	50	U	50	27	ug/Kg		12/23/11 09:08	12/31/11 13:26	1
2,2'-oxybis[1-chloropropane]	100	U	100	9.5	ug/Kg		12/23/11 09:08	12/31/11 13:26	1
2,4,5-Trichlorophenol	150	U	150	25	ug/Kg		12/23/11 09:08	12/31/11 13:26	1
2,4,6-Trichlorophenol	150	U	150	80	ug/Kg		12/23/11 09:08	12/31/11 13:26	1
2,4-Dichlorophenol	150	U	150	20	ug/Kg		12/23/11 09:08	12/31/11 13:26	1
2,4-Dimethylphenol	150	U	150	20	ug/Kg		12/23/11 09:08	12/31/11 13:26	1
2,4-Dinitrophenol	330	U	330	80	ug/Kg		12/23/11 09:08	12/31/11 13:26	1
2,4-Dinitrotoluene	200	U	200	27	ug/Kg		12/23/11 09:08	12/31/11 13:26	1
2,6-Dinitrotoluene	200	U	200	21	ug/Kg		12/23/11 09:08	12/31/11 13:26	1
2-Chloronaphthalene	50	U	50	3.3	ug/Kg		12/23/11 09:08	12/31/11 13:26	1
2-Chlorophenol	50	U	50	27	ug/Kg		12/23/11 09:08	12/31/11 13:26	1
2-Methylnaphthalene	6.7	U	6.7	3.3	ug/Kg		12/23/11 09:08	12/31/11 13:26	1
2-Methylphenol	200	U	200	80	ug/Kg		12/23/11 09:08	12/31/11 13:26	1
2-Nitroaniline	200	U	200	9.1	ug/Kg		12/23/11 09:08	12/31/11 13:26	1
2-Nitrophenol	50	U	50	27	ug/Kg		12/23/11 09:08	12/31/11 13:26	1
3,3'-Dichlorobenzidine	100	U	100	18	ug/Kg		12/23/11 09:08	12/31/11 13:26	1
3-Nitroaniline	200	U	200	16	ug/Kg		12/23/11 09:08	12/31/11 13:26	1
4,6-Dinitro-2-methylphenol	150	U	150	80	ug/Kg		12/23/11 09:08	12/31/11 13:26	1
4-Bromophenyl phenyl ether	50	U	50	13	ug/Kg		12/23/11 09:08	12/31/11 13:26	1
4-Chloro-3-methylphenol	150	U	150	21	ug/Kg		12/23/11 09:08	12/31/11 13:26	1
4-Chloroaniline	150	U	150	17	ug/Kg		12/23/11 09:08	12/31/11 13:26	1
4-Chlorophenyl phenyl ether	50	U	50	13	ug/Kg		12/23/11 09:08	12/31/11 13:26	1
4-Nitroaniline	200	U	200	26	ug/Kg		12/23/11 09:08	12/31/11 13:26	1
4-Nitrophenol	330	U	330	80	ug/Kg		12/23/11 09:08	12/31/11 13:26	1
Acenaphthene	6.7	U	6.7	3.3	ug/Kg		12/23/11 09:08	12/31/11 13:26	1
Acenaphthylene	6.7	U	6.7	3.3	ug/Kg		12/23/11 09:08	12/31/11 13:26	1
Acetophenone	100	U	100	9.2	ug/Kg		12/23/11 09:08	12/31/11 13:26	1
Anthracene	6.7	U	6.7	3.3	ug/Kg		12/23/11 09:08	12/31/11 13:26	1
Atrazine	200	U	200	9.1	ug/Kg		12/23/11 09:08	12/31/11 13:26	1
Benzaldehyde	100	U	100	12	ug/Kg		12/23/11 09:08	12/31/11 13:26	1
Benzo[a]anthracene	6.7	U	6.7	3.3	ug/Kg		12/23/11 09:08	12/31/11 13:26	1
Benzo[a]pyrene	6.7	U	6.7	3.3	ug/Kg		12/23/11 09:08	12/31/11 13:26	1
Benzo[b]fluoranthene	6.7	U	6.7	3.3	ug/Kg		12/23/11 09:08	12/31/11 13:26	1
Benzo[g,h,i]perylene	6.7	U	6.7	3.3	ug/Kg		12/23/11 09:08	12/31/11 13:26	1
Benzo[k]fluoranthene	6.7	U	6.7	3.3	ug/Kg		12/23/11 09:08	12/31/11 13:26	1
Bis(2-chloroethoxy)methane	100	U	100	22	ug/Kg		12/23/11 09:08	12/31/11 13:26	1
Bis(2-chloroethyl)ether	100	U	100	2.0	ug/Kg		12/23/11 09:08	12/31/11 13:26	1
Bis(2-ethylhexyl) phthalate	50	U	50	19	ug/Kg		12/23/11 09:08	12/31/11 13:26	1
Butyl benzyl phthalate	50	U	50	10	ug/Kg		12/23/11 09:08	12/31/11 13:26	1
Caprolactam	330	U	330	37	ug/Kg		12/23/11 09:08	12/31/11 13:26	1
Carbazole	50	U	50	27	ug/Kg		12/23/11 09:08	12/31/11 13:26	1
Chrysene	6.7	U	6.7	1.1	ug/Kg		12/23/11 09:08	12/31/11 13:26	1
Dibenz(a,h)anthracene	6.7	U	6.7	3.3	ug/Kg		12/23/11 09:08	12/31/11 13:26	1
Dibenzofuran	50	U	50	3.3	ug/Kg		12/23/11 09:08	12/31/11 13:26	1
Diethyl phthalate	50	U	50	16	ug/Kg		12/23/11 09:08	12/31/11 13:26	1
Dimethyl phthalate	50	U	50	17	ug/Kg		12/23/11 09:08	12/31/11 13:26	1
Di-n-butyl phthalate	50	U	50	15	ug/Kg		12/23/11 09:08	12/31/11 13:26	1
Di-n-octyl phthalate	50	U	50	27	ug/Kg		12/23/11 09:08	12/31/11 13:26	1
Fluoranthene	6.7	U	6.7	3.3	ug/Kg		12/23/11 09:08	12/31/11 13:26	1

Method: 8270C - Semivolatile Organic Compounds (GC/MS) (Continued)

Lab Sample ID: MB 240-28021/5-A
Matrix: Solid
Analysis Batch: 28786

Client Sample ID: Method Blank
Prep Type: Total/NA
Prep Batch: 28021

Analyte	MB Result	MB Qualifier	RL	MDL	Unit	D	Prepared	Analyzed	Dil Fac
Fluorene	6.7	U	6.7	3.3	ug/Kg		12/23/11 09:08	12/31/11 13:26	1
Hexachlorobenzene	6.7	U	6.7	2.1	ug/Kg		12/23/11 09:08	12/31/11 13:26	1
Hexachlorobutadiene	50	U	50	27	ug/Kg		12/23/11 09:08	12/31/11 13:26	1
Hexachlorocyclopentadiene	330	U	330	27	ug/Kg		12/23/11 09:08	12/31/11 13:26	1
Hexachloroethane	50	U	50	9.0	ug/Kg		12/23/11 09:08	12/31/11 13:26	1
Indeno[1,2,3-cd]pyrene	6.7	U	6.7	3.3	ug/Kg		12/23/11 09:08	12/31/11 13:26	1
Isophorone	50	U	50	13	ug/Kg		12/23/11 09:08	12/31/11 13:26	1
Naphthalene	6.7	U	6.7	3.3	ug/Kg		12/23/11 09:08	12/31/11 13:26	1
Nitrobenzene	100	U	100	2.2	ug/Kg		12/23/11 09:08	12/31/11 13:26	1
N-Nitrosodi-n-propylamine	50	U	50	27	ug/Kg		12/23/11 09:08	12/31/11 13:26	1
N-Nitrosodiphenylamine	50	U	50	21	ug/Kg		12/23/11 09:08	12/31/11 13:26	1
Pentachlorophenol	150	U	150	80	ug/Kg		12/23/11 09:08	12/31/11 13:26	1
Phenol	50	U	50	27	ug/Kg		12/23/11 09:08	12/31/11 13:26	1
Phenanthrene	6.7	U	6.7	3.3	ug/Kg		12/23/11 09:08	12/31/11 13:26	1
Pyrene	6.7	U	6.7	3.3	ug/Kg		12/23/11 09:08	12/31/11 13:26	1
3 & 4 Methylphenol	400	U	400	20	ug/Kg		12/23/11 09:08	12/31/11 13:26	1

Surrogate	*MB %Recovery*	*MB Qualifier*	*Limits*	*Prepared*	*Analyzed*	*Dil Fac*
2-Fluorobiphenyl (Surr)	*50*		*34 - 110*	*12/23/11 09:08*	*12/31/11 13:26*	*1*
2-Fluorophenol (Surr)	*59*		*26 - 110*	*12/23/11 09:08*	*12/31/11 13:26*	*1*
2,4,6-Tribromophenol (Surr)	*46*		*10 - 118*	*12/23/11 09:08*	*12/31/11 13:26*	*1*
Nitrobenzene-d5 (Surr)	*56*		*24 - 112*	*12/23/11 09:08*	*12/31/11 13:26*	*1*
Phenol-d5 (Surr)	*56*		*28 - 110*	*12/23/11 09:08*	*12/31/11 13:26*	*1*
Terphenyl-d14 (Surr)	*64*		*41 - 119*	*12/23/11 09:08*	*12/31/11 13:26*	*1*

Lab Sample ID: LCS 240-28021/6-A
Matrix: Solid
Analysis Batch: 28786

Client Sample ID: Lab Control Sample
Prep Type: Total/NA
Prep Batch: 28021

Analyte	Spike Added	LCS Result	LCS Qualifier	Unit	D	%Rec	%Rec. Limits
1,1'-Biphenyl	667	373		ug/Kg		56	50 - 130
2,2'-oxybis[1-chloropropane]	667	412		ug/Kg		62	36 - 116
2,4,5-Trichlorophenol	667	401		ug/Kg		60	42 - 110
2,4,6-Trichlorophenol	667	353		ug/Kg		53	37 - 110
2,4-Dichlorophenol	667	414		ug/Kg		62	40 - 110
2,4-Dimethylphenol	667	325		ug/Kg		49	28 - 110
2,4-Dinitrophenol	667	261	J	ug/Kg		39	10 - 110
2,4-Dinitrotoluene	667	467		ug/Kg		70	55 - 116
2,6-Dinitrotoluene	667	451		ug/Kg		68	54 - 115
2-Chloronaphthalene	667	385		ug/Kg		58	46 - 110
2-Chlorophenol	667	407		ug/Kg		61	39 - 110
2-Methylnaphthalene	667	407		ug/Kg		61	46 - 110
2-Methylphenol	667	359		ug/Kg		54	36 - 110
2-Nitroaniline	667	419		ug/Kg		63	47 - 124
2-Nitrophenol	667	401		ug/Kg		60	35 - 110
3,3'-Dichlorobenzidine	667	284		ug/Kg		43	31 - 110
3-Nitroaniline	667	379		ug/Kg		57	44 - 110
4,6-Dinitro-2-methylphenol	667	286		ug/Kg		43	21 - 110
4-Bromophenyl phenyl ether	667	403		ug/Kg		60	53 - 112

Method: 8270C - Semivolatile Organic Compounds (GC/MS) (Continued)

Lab Sample ID: LCS 240-28021/6-A
Matrix: Solid
Analysis Batch: 28786

Client Sample ID: Lab Control Sample
Prep Type: Total/NA
Prep Batch: 28021

Analyte	Spike Added	LCS Result	LCS Qualifier	Unit	D	%Rec	%Rec. Limits
4-Chloro-3-methylphenol	667	443		ug/Kg		66	42 - 110
4-Chloroaniline	667	315		ug/Kg		47	25 - 110
4-Chlorophenyl phenyl ether	667	424		ug/Kg		64	53 - 110
4-Nitroaniline	667	392		ug/Kg		59	50 - 110
4-Nitrophenol	667	421		ug/Kg		63	24 - 117
Acenaphthene	667	386		ug/Kg		58	46 - 110
Acenaphthylene	667	387		ug/Kg		58	47 - 110
Acetophenone	667	425		ug/Kg		64	50 - 130
Anthracene	667	415		ug/Kg		62	56 - 111
Atrazine	667	510		ug/Kg		76	50 - 130
Benzaldehyde	667	459		ug/Kg		69	10 - 130
Benzo[a]anthracene	667	430		ug/Kg		64	58 - 111
Benzo[a]pyrene	667	402		ug/Kg		60	44 - 115
Benzo[b]fluoranthene	667	392		ug/Kg		59	43 - 124
Benzo[g,h,i]perylene	667	476		ug/Kg		71	44 - 120
Benzo[k]fluoranthene	667	467		ug/Kg		70	38 - 122
Bis(2-chloroethoxy)methane	667	387		ug/Kg		58	42 - 110
Bis(2-chloroethyl)ether	667	395		ug/Kg		59	41 - 110
Bis(2-ethylhexyl) phthalate	667	465		ug/Kg		70	56 - 123
Butyl benzyl phthalate	667	461		ug/Kg		69	57 - 121
Caprolactam	667	434		ug/Kg		65	50 - 130
Carbazole	667	417		ug/Kg		63	56 - 115
Chrysene	667	446		ug/Kg		67	56 - 111
Dibenz(a,h)anthracene	667	453		ug/Kg		68	45 - 122
Dibenzofuran	667	393		ug/Kg		59	50 - 110
Diethyl phthalate	667	435		ug/Kg		65	55 - 114
Dimethyl phthalate	667	426		ug/Kg		64	54 - 112
Di-n-butyl phthalate	667	449		ug/Kg		67	57 - 119
Di-n-octyl phthalate	667	449		ug/Kg		67	45 - 123
Fluoranthene	667	439		ug/Kg		66	55 - 118
Fluorene	667	408		ug/Kg		61	51 - 110
Hexachlorobenzene	667	421		ug/Kg		63	51 - 110
Hexachlorobutadiene	667	411		ug/Kg		62	39 - 110
Hexachlorocyclopentadiene	667	325	J	ug/Kg		49	10 - 110
Hexachloroethane	667	382		ug/Kg		57	38 - 110
Indeno[1,2,3-cd]pyrene	667	459		ug/Kg		69	45 - 121
Isophorone	667	408		ug/Kg		61	46 - 117
Naphthalene	667	393		ug/Kg		59	42 - 110
Nitrobenzene	667	418		ug/Kg		63	40 - 110
N-Nitrosodi-n-propylamine	667	422		ug/Kg		63	40 - 114
N-Nitrosodiphenylamine	667	383		ug/Kg		57	54 - 112
Pentachlorophenol	667	111	J	ug/Kg		17	10 - 110
Phenol	667	421		ug/Kg		63	39 - 110
Phenanthrene	667	415		ug/Kg		62	54 - 110
Pyrene	667	422		ug/Kg		63	58 - 113
3 & 4 Methylphenol	1330	867		ug/Kg		65	40 - 110

Surrogate	*LCS %Recovery*	*LCS Qualifier*	*Limits*
2-Fluorobiphenyl (Surr)	*57*		*34 - 110*

Method: 8270C - Semivolatile Organic Compounds (GC/MS) (Continued)

Lab Sample ID: LCS 240-28021/6-A
Matrix: Solid
Analysis Batch: 28786

Client Sample ID: Lab Control Sample
Prep Type: Total/NA
Prep Batch: 28021

Surrogate	LCS %Recovery	LCS Qualifier	Limits
2-Fluorophenol (Surr)	68		26 - 110
2,4,6-Tribromophenol (Surr)	54		10 - 118
Nitrobenzene-d5 (Surr)	63		24 - 112
Phenol-d5 (Surr)	65		28 - 110
Terphenyl-d14 (Surr)	73		41 - 119

Lab Sample ID: 240-6402-14 MS
Matrix: Solid
Analysis Batch: 28786

Client Sample ID: S-017324-113011-TP-150
Prep Type: Total/NA
Prep Batch: 28021

Analyte	Sample Result	Sample Qualifier	Spike Added	MS Result	MS Qualifier	Unit	D	%Rec	%Rec. Limits
1,1'-Biphenyl	57	U H	765	371	H F	ug/Kg	☼	49	50 - 130
2,2'-oxybis[1-chloropropane]	110	U H	765	405	H	ug/Kg	☼	53	25 - 124
2,4,5-Trichlorophenol	170	U H	765	415	H	ug/Kg	☼	54	32 - 112
2,4,6-Trichlorophenol	170	U H	765	310	H	ug/Kg	☼	41	22 - 110
2,4-Dichlorophenol	170	U H	765	457	H	ug/Kg	☼	60	33 - 110
2,4-Dimethylphenol	170	U H	765	421	H	ug/Kg	☼	55	19 - 114
2,4-Dinitrophenol	380	U H	765	380	U H F	ug/Kg	☼	0	10 - 110
2,4-Dinitrotoluene	230	U H	765	451	H	ug/Kg	☼	59	42 - 118
2,6-Dinitrotoluene	230	U H	765	455	H	ug/Kg	☼	60	28 - 137
2-Chloronaphthalene	57	U H	765	381	H	ug/Kg	☼	50	40 - 110
2-Chlorophenol	57	U H	765	415	H	ug/Kg	☼	54	32 - 110
2-Methylnaphthalene	7.7	U H	765	429	H	ug/Kg	☼	56	10 - 200
2-Methylphenol	230	U H	765	428	H	ug/Kg	☼	56	19 - 124
2-Nitroaniline	230	U H	765	465	H	ug/Kg	☼	61	31 - 141
2-Nitrophenol	57	U H	765	319	H	ug/Kg	☼	42	17 - 110
3,3'-Dichlorobenzidine	110	U H	765	314	H	ug/Kg	☼	41	10 - 110
3-Nitroaniline	230	U H	765	458	H	ug/Kg	☼	60	24 - 110
4,6-Dinitro-2-methylphenol	170	U H	765	170	U H F	ug/Kg	☼	0	10 - 110
4-Bromophenyl phenyl ether	57	U H	765	437	H	ug/Kg	☼	57	44 - 120
4-Chloro-3-methylphenol	170	U H	765	534	H	ug/Kg	☼	70	32 - 117
4-Chloroaniline	170	U H	765	359	H	ug/Kg	☼	47	11 - 110
4-Chlorophenyl phenyl ether	57	U H	765	457	H	ug/Kg	☼	60	47 - 116
4-Nitroaniline	230	U H	765	496	H	ug/Kg	☼	65	23 - 124
4-Nitrophenol	380	U H	765	448	H	ug/Kg	☼	59	10 - 125
Acenaphthene	7.7	U H	765	395	H	ug/Kg	☼	52	10 - 200
Acenaphthylene	7.7	U H	765	404	H	ug/Kg	☼	53	10 - 200
Acetophenone	110	U H	765	442	H	ug/Kg	☼	58	50 - 130
Anthracene	7.7	U H	765	431	H	ug/Kg	☼	56	10 - 200
Atrazine	230	U H	765	519	H	ug/Kg	☼	68	50 - 130
Benzaldehyde	110	U H	765	421	H	ug/Kg	☼	55	10 - 130
Benzo[a]anthracene	7.7	U H	765	447	H	ug/Kg	☼	58	10 - 200
Benzo[a]pyrene	7.7	U H	765	410	H	ug/Kg	☼	54	10 - 200
Benzo[b]fluoranthene	7.7	U H	765	443	H	ug/Kg	☼	58	10 - 200
Benzo[g,h,i]perylene	7.7	U H	765	463	H	ug/Kg	☼	61	10 - 200
Benzo[k]fluoranthene	7.7	U H	765	441	H	ug/Kg	☼	58	10 - 200
Bis(2-chloroethoxy)methane	110	U H	765	392	H	ug/Kg	☼	51	36 - 110
Bis(2-chloroethyl)ether	110	U H	765	433	H	ug/Kg	☼	57	32 - 118
Bis(2-ethylhexyl) phthalate	22	J H	765	498	H	ug/Kg	☼	65	10 - 200

Method: 8270C - Semivolatile Organic Compounds (GC/MS) (Continued)

Lab Sample ID: 240-6402-14 MS
Matrix: Solid
Analysis Batch: 28786

Client Sample ID: S-017324-113011-TP-150
Prep Type: Total/NA
Prep Batch: 28021

Analyte	Sample Result	Sample Qualifier	Spike Added	MS Result	MS Qualifier	Unit	D	%Rec	%Rec. Limits
Butyl benzyl phthalate	57	U H	765	470	H	ug/Kg	☼	61	43 - 138
Caprolactam	380	U H	765	551	H	ug/Kg	☼	72	50 - 130
Carbazole	57	U H	765	434	H	ug/Kg	☼	57	10 - 162
Chrysene	7.7	U H	765	458	H	ug/Kg	☼	60	10 - 200
Dibenz(a,h)anthracene	7.7	U H	765	469	H	ug/Kg	☼	61	10 - 200
Dibenzofuran	57	U H	765	434	H	ug/Kg	☼	57	10 - 200
Diethyl phthalate	57	U H	765	478	H	ug/Kg	☼	63	48 - 118
Dimethyl phthalate	57	U H	765	447	H	ug/Kg	☼	59	47 - 116
Di-n-butyl phthalate	57	U H	765	472	H	ug/Kg	☼	62	31 - 145
Di-n-octyl phthalate	57	U H	765	497	H	ug/Kg	☼	65	10 - 182
Fluoranthene	7.7	U H	765	467	H	ug/Kg	☼	61	10 - 200
Fluorene	7.7	U H	765	444	H	ug/Kg	☼	58	10 - 187
Hexachlorobenzene	7.7	U H	765	433	H	ug/Kg	☼	57	37 - 122
Hexachlorobutadiene	57	U H	765	393	H	ug/Kg	☼	51	30 - 110
Hexachlorocyclopentadiene	380	U H	765	65.7	J H F	ug/Kg	☼	9	10 - 110
Hexachloroethane	57	U H	765	316	H	ug/Kg	☼	41	13 - 110
Indeno[1,2,3-cd]pyrene	7.7	U H	765	460	H	ug/Kg	☼	60	10 - 200
Isophorone	57	U H	765	411	H	ug/Kg	☼	54	32 - 129
Naphthalene	7.7	U H	765	390	H	ug/Kg	☼	51	10 - 200
Nitrobenzene	110	U H	765	398	H	ug/Kg	☼	52	33 - 111
N-Nitrosodi-n-propylamine	57	U H	765	427	H	ug/Kg	☼	56	30 - 121
N-Nitrosodiphenylamine	57	U H	765	399	H	ug/Kg	☼	52	10 - 169
Pentachlorophenol	170	U H	765	175	H	ug/Kg	☼	23	10 - 182
Phenol	57	U H	765	447	H	ug/Kg	☼	59	10 - 144
Phenanthrene	7.7	U H	765	435	H	ug/Kg	☼	57	10 - 200
Pyrene	7.7	U H	765	426	H	ug/Kg	☼	56	10 - 200
3 & 4 Methylphenol	460	U H	1530	1000	H	ug/Kg	☼	65	27 - 116

Surrogate	*MS %Recovery*	*MS Qualifier*	*Limits*
2-Fluorobiphenyl (Surr)	*48*		*34 - 110*
2-Fluorophenol (Surr)	*58*		*26 - 110*
2,4,6-Tribromophenol (Surr)	*44*		*10 - 118*
Nitrobenzene-d5 (Surr)	*53*		*24 - 112*
Phenol-d5 (Surr)	*60*		*28 - 110*
Terphenyl-d14 (Surr)	*65*		*41 - 119*

Lab Sample ID: 240-6402-14 MSD
Matrix: Solid
Analysis Batch: 28786

Client Sample ID: S-017324-113011-TP-150
Prep Type: Total/NA
Prep Batch: 28021

Analyte	Sample Result	Sample Qualifier	Spike Added	MSD Result	MSD Qualifier	Unit	D	%Rec	%Rec. Limits	RPD	RPD Limit
1,1'-Biphenyl	57	U H	762	402	H	ug/Kg	☼	53	50 - 130	8	30
2,2'-oxybis[1-chloropropane]	110	U H	762	447	H	ug/Kg	☼	59	25 - 124	10	30
2,4,5-Trichlorophenol	170	U H	762	374	H	ug/Kg	☼	49	32 - 112	10	30
2,4,6-Trichlorophenol	170	U H	762	303	H	ug/Kg	☼	40	22 - 110	2	30
2,4-Dichlorophenol	170	U H	762	462	H	ug/Kg	☼	61	33 - 110	1	30
2,4-Dimethylphenol	170	U H	762	433	H	ug/Kg	☼	57	19 - 114	3	30
2,4-Dinitrophenol	380	U H	762	380	U H F	ug/Kg	☼	0	10 - 110	NC	30
2,4-Dinitrotoluene	230	U H	762	464	H	ug/Kg	☼	61	42 - 118	3	30

Method: 8270C - Semivolatile Organic Compounds (GC/MS) (Continued)

Lab Sample ID: 240-6402-14 MSD
Matrix: Solid
Analysis Batch: 28786

Client Sample ID: S-017324-113011-TP-150
Prep Type: Total/NA
Prep Batch: 28021

Analyte	Sample Result	Sample Qualifier	Spike Added	MSD Result	MSD Qualifier	Unit	D	%Rec	%Rec. Limits	RPD	RPD Limit
2,6-Dinitrotoluene	230	U H	762	471	H	ug/Kg	☼	62	28 - 137	3	30
2-Chloronaphthalene	57	U H	762	418	H	ug/Kg	☼	55	40 - 110	9	30
2-Chlorophenol	57	U H	762	459	H	ug/Kg	☼	60	32 - 110	10	30
2-Methylnaphthalene	7.7	U H	762	452	H	ug/Kg	☼	59	10 - 200	5	30
2-Methylphenol	230	U H	762	577	H	ug/Kg	☼	76	19 - 124	30	30
2-Nitroaniline	230	U H	762	475	H	ug/Kg	☼	62	31 - 141	2	30
2-Nitrophenol	57	U H	762	347	H	ug/Kg	☼	46	17 - 110	9	30
3,3'-Dichlorobenzidine	110	U H	762	285	H	ug/Kg	☼	37	10 - 110	10	30
3-Nitroaniline	230	U H	762	451	H	ug/Kg	☼	59	24 - 110	2	30
4,6-Dinitro-2-methylphenol	170	U H	762	170	U H F	ug/Kg	☼	0	10 - 110	NC	30
4-Bromophenyl phenyl ether	57	U H	762	450	H	ug/Kg	☼	59	44 - 120	3	30
4-Chloro-3-methylphenol	170	U H	762	518	H	ug/Kg	☼	68	32 - 117	3	30
4-Chloroaniline	170	U H	762	337	H	ug/Kg	☼	44	11 - 110	6	30
4-Chlorophenyl phenyl ether	57	U H	762	462	H	ug/Kg	☼	61	47 - 116	1	30
4-Nitroaniline	230	U H	762	467	H	ug/Kg	☼	61	23 - 124	6	30
4-Nitrophenol	380	U H	762	352	J H	ug/Kg	☼	46	10 - 125	24	30
Acenaphthene	7.7	U H	762	419	H	ug/Kg	☼	55	10 - 200	6	30
Acenaphthylene	7.7	U H	762	424	H	ug/Kg	☼	56	10 - 200	5	30
Acetophenone	110	U H	762	477	H	ug/Kg	☼	63	50 - 130	8	30
Anthracene	7.7	U H	762	439	H	ug/Kg	☼	58	10 - 200	2	30
Atrazine	230	U H	762	538	H	ug/Kg	☼	71	50 - 130	3	30
Benzaldehyde	110	U H	762	459	H	ug/Kg	☼	60	10 - 130	9	30
Benzo[a]anthracene	7.7	U H	762	439	H	ug/Kg	☼	58	10 - 200	2	30
Benzo[a]pyrene	7.7	U H	762	400	H	ug/Kg	☼	52	10 - 200	2	30
Benzo[b]fluoranthene	7.7	U H	762	422	H	ug/Kg	☼	55	10 - 200	5	30
Benzo[g,h,i]perylene	7.7	U H	762	455	H	ug/Kg	☼	60	10 - 200	2	30
Benzo[k]fluoranthene	7.7	U H	762	462	H	ug/Kg	☼	61	10 - 200	5	30
Bis(2-chloroethoxy)methane	110	U H	762	424	H	ug/Kg	☼	56	36 - 110	8	30
Bis(2-chloroethyl)ether	110	U H	762	469	H	ug/Kg	☼	62	32 - 118	8	30
Bis(2-ethylhexyl) phthalate	22	J H	762	511	H	ug/Kg	☼	67	10 - 200	3	30
Butyl benzyl phthalate	57	U H	762	480	H	ug/Kg	☼	63	43 - 138	2	30
Caprolactam	380	U H	762	484	H	ug/Kg	☼	63	50 - 130	13	30
Carbazole	57	U H	762	432	H	ug/Kg	☼	57	10 - 162	1	30
Chrysene	7.7	U H	762	465	H	ug/Kg	☼	61	10 - 200	2	30
Dibenz(a,h)anthracene	7.7	U H	762	464	H	ug/Kg	☼	61	10 - 200	1	30
Dibenzofuran	57	U H	762	446	H	ug/Kg	☼	58	10 - 200	3	30
Diethyl phthalate	57	U H	762	472	H	ug/Kg	☼	62	48 - 118	1	30
Dimethyl phthalate	57	U H	762	464	H	ug/Kg	☼	61	47 - 116	4	30
Di-n-butyl phthalate	57	U H	762	471	H	ug/Kg	☼	62	31 - 145	0	30
Di-n-octyl phthalate	57	U H	762	497	H	ug/Kg	☼	65	10 - 182	0	30
Fluoranthene	7.7	U H	762	465	H	ug/Kg	☼	61	10 - 200	1	30
Fluorene	7.7	U H	762	445	H	ug/Kg	☼	58	10 - 187	0	30
Hexachlorobenzene	7.7	U H	762	462	H	ug/Kg	☼	61	37 - 122	6	30
Hexachlorobutadiene	57	U H	762	426	H	ug/Kg	☼	56	30 - 110	8	30
Hexachlorocyclopentadiene	380	U H	762	86.1	J H	ug/Kg	☼	11	10 - 110	27	30
Hexachloroethane	57	U H	762	360	H	ug/Kg	☼	47	13 - 110	13	30
Indeno[1,2,3-cd]pyrene	7.7	U H	762	455	H	ug/Kg	☼	60	10 - 200	1	30
Isophorone	57	U H	762	430	H	ug/Kg	☼	56	32 - 129	5	30
Naphthalene	7.7	U H	762	416	H	ug/Kg	☼	55	10 - 200	6	30
Nitrobenzene	110	U H	762	421	H	ug/Kg	☼	55	33 - 111	6	30

Method: 8270C - Semivolatile Organic Compounds (GC/MS) (Continued)

Lab Sample ID: 240-6402-14 MSD — **Client Sample ID: S-017324-113011-TP-150**
Matrix: Solid — **Prep Type: Total/NA**
Analysis Batch: 28786 — **Prep Batch: 28021**

Analyte	Sample Result	Sample Qualifier	Spike Added	MSD Result	MSD Qualifier	Unit	D	%Rec	%Rec. Limits	RPD	RPD Limit
N-Nitrosodi-n-propylamine	57	U H	762	463	H	ug/Kg	☼	61	30 - 121	8	30
N-Nitrosodiphenylamine	57	U H	762	416	H	ug/Kg	☼	55	10 - 169	4	30
Pentachlorophenol	170	U H	762	170	U H F	ug/Kg	☼	0	10 - 182	NC	30
Phenol	57	U H	762	484	H	ug/Kg	☼	63	10 - 144	8	30
Phenanthrene	7.7	U H	762	441	H	ug/Kg	☼	58	10 - 200	1	30
Pyrene	7.7	U H	762	417	H	ug/Kg	☼	55	10 - 200	2	30
3 & 4 Methylphenol	460	U H	1520	1040	H	ug/Kg	☼	68	27 - 116	3	30

Surrogate	*MSD %Recovery*	*MSD Qualifier*	*Limits*
2-Fluorobiphenyl (Surr)	*54*		*34 - 110*
2-Fluorophenol (Surr)	*65*		*26 - 110*
2,4,6-Tribromophenol (Surr)	*41*		*10 - 118*
Nitrobenzene-d5 (Surr)	*57*		*24 - 112*
Phenol-d5 (Surr)	*66*		*28 - 110*
Terphenyl-d14 (Surr)	*65*		*41 - 119*

Method: 8015B - Gasoline Range Organics - (GC)

Lab Sample ID: MB 240-26150/6 — **Client Sample ID: Method Blank**
Matrix: Solid — **Prep Type: Total/NA**
Analysis Batch: 26150

Analyte	MB Result	MB Qualifier	RL	MDL	Unit	D	Prepared	Analyzed	Dil Fac
C6-C10	100	U	100	46	ug/Kg			12/09/11 12:29	1

Surrogate	*MB %Recovery*	*MB Qualifier*	*Limits*	*Prepared*	*Analyzed*	*Dil Fac*
Trifluorotoluene (Surr)	*94*		*10 - 150*		*12/09/11 12:29*	*1*

Lab Sample ID: LCS 240-26150/7 — **Client Sample ID: Lab Control Sample**
Matrix: Solid — **Prep Type: Total/NA**
Analysis Batch: 26150

Analyte			Spike Added	LCS Result	LCS Qualifier	Unit	D	%Rec	%Rec. Limits		
C6-C10			800	911		ug/Kg		114	60 - 142		

Surrogate	*LCS %Recovery*	*LCS Qualifier*	*Limits*
Trifluorotoluene (Surr)	*121*		*10 - 150*

Method: 8015B - Diesel Range Organics (DRO) (GC)

Lab Sample ID: MB 240-28022/6-A — **Client Sample ID: Method Blank**
Matrix: Solid — **Prep Type: Total/NA**
Analysis Batch: 28334 — **Prep Batch: 28022**

Analyte	MB Result	MB Qualifier	RL	MDL	Unit	D	Prepared	Analyzed	Dil Fac
C10-C20	17	U	17	9.3	mg/Kg		12/23/11 09:15	12/28/11 12:13	1
C20-C34	17	U	17	9.3	mg/Kg		12/23/11 09:15	12/28/11 12:13	1

Method: 8015B - Diesel Range Organics (DRO) (GC) (Continued)

Lab Sample ID: MB 240-28022/6-A
Matrix: Solid
Analysis Batch: 28334

Client Sample ID: Method Blank
Prep Type: Total/NA
Prep Batch: 28022

Surrogate	MB %Recovery	MB Qualifier	Limits	Prepared	Analyzed	Dil Fac
n-Nonane	52		10 - 110	12/23/11 09:15	12/28/11 12:13	1

Lab Sample ID: LCS 240-28022/7-A
Matrix: Solid
Analysis Batch: 28334

Client Sample ID: Lab Control Sample
Prep Type: Total/NA
Prep Batch: 28022

Analyte			Spike Added	LCS Result	LCS Qualifier	Unit	D	%Rec	%Rec. Limits		
Diesel			83.3	73.9		mg/Kg		89	47 - 138		

Surrogate	LCS %Recovery	LCS Qualifier	Limits
n-Nonane	55		10 - 110

Lab Sample ID: 240-6402-9 MS
Matrix: Solid
Analysis Batch: 28334

Client Sample ID: S-017324-113011-TP-145
Prep Type: Total/NA
Prep Batch: 28022

Analyte	Sample Result	Sample Qualifier	Spike Added	MS Result	MS Qualifier	Unit	D	%Rec	%Rec. Limits		
Diesel	25		93.5	76.8	H	mg/Kg	☼	55	10 - 199		

Surrogate	MS %Recovery	MS Qualifier	Limits
n-Nonane	47		10 - 110

Lab Sample ID: 240-6402-9 MSD
Matrix: Solid
Analysis Batch: 28334

Client Sample ID: S-017324-113011-TP-145
Prep Type: Total/NA
Prep Batch: 28022

Analyte	Sample Result	Sample Qualifier	Spike Added	MSD Result	MSD Qualifier	Unit	D	%Rec	%Rec. Limits	RPD	RPD Limit
Diesel	25		93.8	73.5	H	mg/Kg	☼	52	10 - 199	4	30

Surrogate	MSD %Recovery	MSD Qualifier	Limits
n-Nonane	49		10 - 110

GC/MS Semi VOA

Prep Batch: 28021

Lab Sample ID	Client Sample ID	Prep Type	Matrix	Method	Prep Batch
240-6402-9	S-017324-113011-TP-145	Total/NA	Solid	3540C	
240-6402-14	S-017324-113011-TP-150	Total/NA	Solid	3540C	
240-6402-14 MS	S-017324-113011-TP-150	Total/NA	Solid	3540C	
240-6402-14 MSD	S-017324-113011-TP-150	Total/NA	Solid	3540C	
LCS 240-28021/6-A	Lab Control Sample	Total/NA	Solid	3540C	
MB 240-28021/5-A	Method Blank	Total/NA	Solid	3540C	

Analysis Batch: 28786

Lab Sample ID	Client Sample ID	Prep Type	Matrix	Method	Prep Batch
240-6402-9	S-017324-113011-TP-145	Total/NA	Solid	8270C	28021
240-6402-14	S-017324-113011-TP-150	Total/NA	Solid	8270C	28021
240-6402-14 MS	S-017324-113011-TP-150	Total/NA	Solid	8270C	28021
240-6402-14 MSD	S-017324-113011-TP-150	Total/NA	Solid	8270C	28021
LCS 240-28021/6-A	Lab Control Sample	Total/NA	Solid	8270C	28021
MB 240-28021/5-A	Method Blank	Total/NA	Solid	8270C	28021

GC VOA

Prep Batch: 25856

Lab Sample ID	Client Sample ID	Prep Type	Matrix	Method	Prep Batch
240-6402-9	S-017324-113011-TP-145	Total/NA	Solid	5035	
240-6402-14	S-017324-113011-TP-150	Total/NA	Solid	5035	

Analysis Batch: 26150

Lab Sample ID	Client Sample ID	Prep Type	Matrix	Method	Prep Batch
240-6402-9	S-017324-113011-TP-145	Total/NA	Solid	8015B	25856
240-6402-14	S-017324-113011-TP-150	Total/NA	Solid	8015B	25856
LCS 240-26150/7	Lab Control Sample	Total/NA	Solid	8015B	
MB 240-26150/6	Method Blank	Total/NA	Solid	8015B	

GC Semi VOA

Prep Batch: 28022

Lab Sample ID	Client Sample ID	Prep Type	Matrix	Method	Prep Batch
240-6402-9	S-017324-113011-TP-145	Total/NA	Solid	3540C	
240-6402-9 MS	S-017324-113011-TP-145	Total/NA	Solid	3540C	
240-6402-9 MSD	S-017324-113011-TP-145	Total/NA	Solid	3540C	
240-6402-14	S-017324-113011-TP-150	Total/NA	Solid	3540C	
LCS 240-28022/7-A	Lab Control Sample	Total/NA	Solid	3540C	
MB 240-28022/6-A	Method Blank	Total/NA	Solid	3540C	

Analysis Batch: 28334

Lab Sample ID	Client Sample ID	Prep Type	Matrix	Method	Prep Batch
240-6402-9	S-017324-113011-TP-145	Total/NA	Solid	8015B	28022
240-6402-9 MS	S-017324-113011-TP-145	Total/NA	Solid	8015B	28022
240-6402-9 MSD	S-017324-113011-TP-145	Total/NA	Solid	8015B	28022
240-6402-14	S-017324-113011-TP-150	Total/NA	Solid	8015B	28022
LCS 240-28022/7-A	Lab Control Sample	Total/NA	Solid	8015B	28022
MB 240-28022/6-A	Method Blank	Total/NA	Solid	8015B	28022

QC Association Summary

Client: Conestoga-Rovers & Associates, Inc.
Project/Site: 17324-T07, RACER Former MTM

TestAmerica Job ID: 240-6402-2

General Chemistry

Analysis Batch: 28185

Lab Sample ID	Client Sample ID	Prep Type	Matrix	Method	Prep Batch
240-6402-9	S-017324-113011-TP-145	Total/NA	Solid	Moisture	
240-6402-14	S-017324-113011-TP-150	Total/NA	Solid	Moisture	

Lab Chronicle

Client: Conestoga-Rovers & Associates, Inc.
Project/Site: 17324-T07, RACER Former MTM

TestAmerica Job ID: 240-6402-2

Client Sample ID: S-017324-113011-TP-145

Lab Sample ID: 240-6402-9

Date Collected: 11/30/11 12:35
Matrix: Solid
Date Received: 12/01/11 09:20
Percent Solids: 89.0

Prep Type	Batch Type	Batch Method	Run	Dilution Factor	Batch Number	Prepared or Analyzed	Analyst	Lab
Total/NA	Prep	3540C			28021	12/23/11 09:08	CB	TAL NC
Total/NA	Analysis	8270C		1	28786	12/31/11 20:10	TH	TAL NC
Total/NA	Prep	5035			25856	12/01/11 20:00	DB	TAL NC
Total/NA	Analysis	8015B		1	26150	12/09/11 15:03	DB	TAL NC
Total/NA	Prep	3540C			28022	12/23/11 09:15	CB	TAL NC
Total/NA	Analysis	8015B		1	28334	12/28/11 10:35	SG	TAL NC
Total/NA	Analysis	Moisture		1	28185	12/27/11 09:19	CN	TAL NC

Client Sample ID: S-017324-113011-TP-150

Lab Sample ID: 240-6402-14

Date Collected: 11/30/11 15:05
Matrix: Solid
Date Received: 12/01/11 09:20
Percent Solids: 87.1

Prep Type	Batch Type	Batch Method	Run	Dilution Factor	Batch Number	Prepared or Analyzed	Analyst	Lab
Total/NA	Prep	3540C			28021	12/23/11 09:08	CB	TAL NC
Total/NA	Analysis	8270C		1	28786	12/31/11 20:26	TH	TAL NC
Total/NA	Prep	5035			25856	12/01/11 20:00	DB	TAL NC
Total/NA	Analysis	8015B		1	26150	12/09/11 18:13	DB	TAL NC
Total/NA	Prep	3540C			28022	12/23/11 09:15	CB	TAL NC
Total/NA	Analysis	8015B		1	28334	12/28/11 11:49	SG	TAL NC
Total/NA	Analysis	Moisture		1	28185	12/27/11 09:19	CN	TAL NC

Laboratory References:

TAL NC = TestAmerica North Canton, 4101 Shuffel Street NW, North Canton, OH 44720, TEL (330)497-9396

Certification Summary

Client: Conestoga-Rovers & Associates, Inc.
Project/Site: 17324-T07, RACER Former MTM

TestAmerica Job ID: 240-6402-2

Laboratory	Authority	Program	EPA Region	Certification ID
TestAmerica North Canton	ACLASS	DoD ELAP		ADE-1437
TestAmerica North Canton	California	NELAC	9	01144CA
TestAmerica North Canton	Florida	NELAC	4	E87225
TestAmerica North Canton	Georgia	Georgia EPD	4	N/A
TestAmerica North Canton	Illinois	NELAC	5	200004
TestAmerica North Canton	Kansas	NELAC	7	E-10336
TestAmerica North Canton	Kentucky	State Program	4	58
TestAmerica North Canton	Nevada	State Program	9	OH-000482008A
TestAmerica North Canton	New Jersey	NELAC	2	OH001
TestAmerica North Canton	New York	NELAC	2	10975
TestAmerica North Canton	Ohio	OVAP	5	CL0024
TestAmerica North Canton	Pennsylvania	NELAC	3	68-00340
TestAmerica North Canton	USDA	USDA		P330-11-00328
TestAmerica North Canton	Virginia	NELAC Secondary AB	3	460175
TestAmerica North Canton	Wisconsin	State Program	5	999518190

Accreditation may not be offered or required for all methods and analytes reported in this package. Please contact your project manager for the laboratory's current list of certified methods and analytes.

CONESTOGA-ROVERS & ASSOCIATES
6520 Corporate Drive
Indianapolis, Indiana 46278
(317) 291-7007 phone
(317) 328-2666 fax

CHAIN-OF-CUSTODY RECORD

SHIPPED TO (Laboratory Name): TA - North Canton, OH

REFERENCE NUMBER: 017324-T07

PROJECT NAME: MTM

SAMPLER'S SIGNATURE: [signature] **PRINTED NAME:** Tim Ranger

SEQ. No.	DATE	TIME	SAMPLE IDENTIFICATION No.	SAMPLE MATRIX	No. OF CONTAINERS	PARAMETERS: TCL PCB	TAL Metals	TCL SVOC	D/D+ D/D	REMARKS
1	11/30/11	940	S-017324-113011-TP-137	Soil	2	X	X	X		
2		945	-138		2	X	X	X		
3		955	-139		2	X	X	X		
4		1035	-140		4	X	X	X		MS/MSD
5		1050	-141		2	X	X	X		
6		1100	-142		2	X	X	X		
7		1155	-143		2	X	X	X		
8		1205	-144		2			X	X	*Hold at Lab
9		1235	-145		2			X	X	*Hold at Lab
10		1240	-146		2			X	X	
11		1410	-147		2			X	X	
12		1415	-148		2			X	X	
13		1420	-149		2			X	X	*Hold at Lab
14		1505	-150		2			X	X	*Hold at Lab
15	11/30/11	1520	S-017324-113011-TP-151	Soil	2			X	X	
TOTAL NUMBER OF CONTAINERS					32					

RELINQUISHED BY: ① [signature]	DATE: 11/30/11 TIME: 2000	RECEIVED BY: ②	DATE: TIME:
RELINQUISHED BY: ②	DATE: TIME:	RECEIVED BY: ③	DATE: TIME:
RELINQUISHED BY: ③	DATE: TIME:	RECEIVED BY: ④	DATE: TIME:

METHOD OF SHIPMENT: FedEx **TRACKING No.** 8754 2216 6403

White -Fully Executed Copy
Yellow -Receiving Laboratory Copy
Pink -Shipper Copy
Goldenrod -Sampler Copy

SAMPLE TEAM: Tim Ranger

RECEIVED FOR LABORATORY BY: [signature] DATE: 12/1/11 TIME: 0920

2699

400001-00(SOURCE)GN-CO007

1/3/2012

CONESTOGA-ROVERS & ASSOCIATES
6520 Corporate Drive
Indianapolis, Indiana 46278
(317) 291-7007 phone
(317) 328-2666 fax

SHIPPED TO (Laboratory Name): TA - North Canton, OH

REFERENCE NUMBER: 017324-707

PROJECT NAME: MTM

CHAIN-OF-CUSTODY RECORD

SAMPLER'S SIGNATURE: Tim Arenger **PRINTED NAME:** Tim Arenger

SEQ. No.	DATE	TIME	SAMPLE IDENTIFICATION No.	SAMPLE MATRIX	No. OF CONTAINERS	PARAMETERS: TCL SVOC, DRO, GRO	REMARKS
1	11/30/11	1525	S-017324-113011-TP-152	Soil	2	X X	
2	↓	1545	-153	↓	2	X X	
3	↓	1555	-154	↓	4	X X	MS/MSD
4	11/30/11	1605	S-017324-113011-TP-155	Soil	2	X X	#1 Hold at Lab
			TOTAL NUMBER OF CONTAINERS		10		

RELINQUISHED BY: ① Tim Arenger	DATE: 11/30/11 TIME: 2000	RECEIVED BY: ②	DATE: TIME:
RELINQUISHED BY: ②	DATE: TIME:	RECEIVED BY: ③	DATE: TIME:
RELINQUISHED BY: ③	DATE: TIME:	RECEIVED BY: ④	DATE: TIME:

METHOD OF SHIPMENT: FedEx **TRACKING No.** 8754 2216 6403

White -Fully Executed Copy
Yellow -Receiving Laboratory Copy
Pink -Shipper Copy
Goldenrod -Sampler Copy

SAMPLE TEAM: Tim Arenger

RECEIVED FOR LABORATORY BY: Matt Jem
DATE: 12/1/11 TIME: 0920

TEST 2700 AMERICS

400001-00(SOURCE)GN-CO007

1/3/2012

CONESTOGA-ROVERS & ASSOCIATES
6520 Corporate Drive
Indianapolis, Indiana 46278
(317) 291-7007 phone
(317) 328-2666 fax

CHAIN-OF-CUSTODY RECORD

SHIPPED TO (Laboratory Name): TA - North Canton, OH

REFERENCE NUMBER: 017324-TO7

PROJECT NAME: MTM

SAMPLER'S SIGNATURE: _____ **PRINTED NAME:** Tim Prenger

SEQ. No.	DATE	TIME	SAMPLE IDENTIFICATION No.	SAMPLE MATRIX	No. OF CONTAINERS	PARAMETERS: TPH GRO	REMARKS
1	11/30/11	1420	S-017324-113011-TP-149	Soil	4	X	*Hold at Lab
2		1505	-150		4	X	*Hold at Lab
3		1520	-151		4	X	
4		1525	-152		4	X	
5		1545	-153		4	X	
6		1555	-154		12	X	MS/MSD
7		1605	-155		4	X	*Hold at Lab
8		1650	-156		4	X	
9		1700	-157		4	X	
10	11/30/11	1710	S-017324-113011-TP-158	Soil	4	X	*Hold at Lab
TOTAL NUMBER OF CONTAINERS					48		

RELINQUISHED BY: ① _____	DATE: 11/30/11 TIME: 2000	RECEIVED BY: ② _____	DATE: TIME:
RELINQUISHED BY: ② _____	DATE: TIME:	RECEIVED BY: ③ _____	DATE: TIME:
RELINQUISHED BY: ③ _____	DATE: TIME:	RECEIVED BY: ④ _____	DATE: TIME:

METHOD OF SHIPMENT: FedEx **TRACKING No.** 8754 2216 6403

White -Fully Executed Copy
Yellow -Receiving Laboratory Copy
Pink -Shipper Copy
Goldenrod -Sampler Copy

SAMPLE TEAM: Tim Prenger

RECEIVED FOR LABORATORY BY: Matt DATE: 12/2/11 TIME: 0920 2698 TERI ROGERS

400001-00(SOURCE)GN-CO007

1/3/2012

CONESTOGA-ROVERS & ASSOCIATES
6520 Corporate Drive
Indianapolis, Indiana 46278
(317) 291-7007 phone
(317) 328-2666 fax

SHIPPED TO (Laboratory Name): TA - North Canton, OH

CHAIN-OF-CUSTODY RECORD

REFERENCE NUMBER: 017324-T07

PROJECT NAME: MTM

SAMPLER'S SIGNATURE: _____ **PRINTED NAME:** Tim Granger

SEQ. No.	DATE	TIME	SAMPLE IDENTIFICATION No.	SAMPLE MATRIX	No. OF CONTAINERS	PARAMETERS: TCL VOCs	PARAMETERS: TPH GRO	REMARKS
1	11/30/11	940	S-017324-113011-TP-137	Soil	4	X		
2		945	-138		4	X		
3		955	-139		4	X		
4		1035	-140		12	X		MS/MSD
5		1050	-141		4	X		
6		1100	-142		4	X		
7		1155	-143		4		X	
8		1205	-144		4		X	*Hold at Lab
9		1235	-145		4		X	*Hold at Lab
10	↓	1240	-146	↓	4		X	
11	11/30/11	1410	S-017324-113011-TP-147	Soil	4		X	
12	11/30/11	1405	S-017324-113011-TP-148	Soil	4		X	
					~~48~~ 44			

TOTAL NUMBER OF CONTAINERS ~~48~~ 56

RELINQUISHED BY:	DATE: 11/30/11 TIME: 2000	RECEIVED BY:	DATE: TIME:
① _____		② _____	
RELINQUISHED BY: ② _____	DATE: TIME:	RECEIVED BY: ③ _____	DATE: TIME:
RELINQUISHED BY: ③ _____	DATE: TIME:	RECEIVED BY: ④ _____	DATE: TIME:

METHOD OF SHIPMENT: FedEx **TRACKING No.** 8754 2216 6403

White -Fully Executed Copy
Yellow -Receiving Laboratory Copy
Pink -Shipper Copy
Goldenrod -Sampler Copy

SAMPLE TEAM: Tim Granger

RECEIVED FOR LABORATORY BY: Matt _____ DATE: 12/2/11 TIME: 0920

TEF 2697 Amber

400001-00(SOURCE)GN-CO007

CONESTOGA-ROVERS & ASSOCIATES
6520 Corporate Drive
Indianapolis, Indiana 46278
(317) 291-7007 phone
(317) 328-2666 fax

CHAIN-OF-CUSTODY RECORD

SHIPPED TO (Laboratory Name): TA - North Canton, OH

REFERENCE NUMBER: 017324-T07

PROJECT NAME: MTM

SAMPLER'S SIGNATURE: [signature] **PRINTED NAME:** Tim Ranger

SEQ. No.	DATE	TIME	SAMPLE IDENTIFICATION No.	SAMPLE MATRIX	No. OF CONTAINERS	PARAMETERS: TPH-GRO / DRO, ORO / TCL SVOC	REMARKS
1	11/30/11	1650	S-017324-113011-TP-156	Soil	2	X X	
2		1700	-157		2	X X	
3		1710	-158		2	X X	* Hold at Lab
4		1720	-159		6	X X X	
5		1730	-160		6	X X X	
6	11/30/11	1740	S-017324-113011-TP-161	Soil	6	X X X	
			TOTAL NUMBER OF CONTAINERS		24		

RELINQUISHED BY: ① [signature]	DATE: 11/30/11 TIME: 2000	RECEIVED BY: ②	DATE: TIME:
RELINQUISHED BY: ②	DATE: TIME:	RECEIVED BY: ③	DATE: TIME:
RELINQUISHED BY: ③	DATE: TIME:	RECEIVED BY: ④	DATE: TIME:

METHOD OF SHIPMENT: FedEx **TRACKING No.** 8754 2216 6403

White -Fully Executed Copy
Yellow -Receiving Laboratory Copy
Pink -Shipper Copy
Goldenrod -Sampler Copy

SAMPLE TEAM: Tim Ranger

RECEIVED FOR LABORATORY BY: Matthew [signature] DATE: 12/1/11 TIME: 0920

TEST 2701 Amherst

400001-00(SOURCE)GN-CO007

1/3/2012

TestAmerica Cooler Receipt Form/Narrative **Lot Number:** 6402
North Canton Facility

Client CRA Project MDM By: Matthew (Signature)
Cooler Received on 10 DEC 2011 Opened on 10 DEC 2011
FedEx ☒ UPS ☐ DHL ☐ FAS ☐ Stetson ☐ Client Drop Off ☐ TestAmerica Courier ☐ Other
TestAmerica Cooler # Back Multiple Coolers ☒ Foam Box ☐ Client Cooler ☐ Other
Intact? Yes ☐ No ☐ NA ☒

1.	Were custody seals on the outside of the cooler(s)? Yes ☐ No ☒ If YES, Quantity ____ Quantity Unsalvageable ____		
	Were custody seals on the outside of cooler(s) signed and dated?	Yes ☐ No ☐	NA ☒
	Were custody seals on the bottle(s)?	Yes ☐ No ☒	
	If YES, are there any exceptions? ____		
2.	Shippers' packing slip attached to the cooler(s)?	Yes ☒ No ☐	
3.	Did custody papers accompany the sample(s)? Yes ☒ No ☐	Relinquished by client? Yes ☒ No ☐	
4.	Were the custody papers signed in the appropriate place?	Yes ☒ No ☐	
5.	Packing material used: Bubble Wrap ☒ Foam ☒ None ☐ Other Plastic Bag		
6.	Cooler temperature upon receipt Back °C See back of form for multiple coolers/temps ☒		
	METHOD: IR ☒ Other ☐		
	COOLANT: Wet Ice ☒ Blue Ice ☐ Dry Ice ☐ Water ☐ None ☐		
7.	Did all bottles arrive in good condition (Unbroken)?	Yes ☒ No ☐	
8.	Could all bottle labels be reconciled with the COC?	Yes ☒ No ☐	
9.	Were sample(s) at the correct pH upon receipt?	Yes ☐ No ☐	NA ☒
10.	Were correct bottle(s) used for the test(s) indicated?	Yes ☒ No ☐	
11.	Were air bubbles >6 mm in any VOA vials?	Yes ☐ No ☐	NA ☒
12.	Sufficient quantity received to perform indicated analyses?	Yes ☒ No ☐	
13.	Was a trip blank present in the cooler(s)? Yes ☐ No ☒ Were VOAs on the COC?	Yes ☒ No ☐	

Contacted PM ____ Date ____ by ____ via Verbal ☐ Voice Mail ☐ Other ☐
Concerning

14. CHAIN OF CUSTODY
The following discrepancies occurred:

15. SAMPLE CONDITION
Sample(s) ____ were received after the recommended holding time had expired.
Sample(s) ____ were received in a broken container.
Sample(s) ____ were received with bubble >6 mm in diameter. (Notify PM)

16. SAMPLE PRESERVATION
Sample(s) ____ were further preserved in Sample
Receiving to meet recommended pH level(s). *Nitric Acid Lot# 110410-HNO_3; Sulfuric Acid Lot# 110410-H_2SO_4; Sodium Hydroxide Lot# 121809 -NaOH; Hydrochloric Acid Lot# 041911-HCl; Sodium Hydroxide and Zinc Acetate Lot# 100108-$(CH_3COO)_2ZN$/NaOH.* What time was preservative added to sample(s)? ____

Client ID	pH	Date	Initials

TestAmerica Cooler Receipt Form/Narrative
North Canton Facility

Client ID	pH	Date	Initials

Cooler #	Temp. °C	Method	Coolant
A551	3.8	IR	wet ice
client 1	4.6		
client 2	4.2		
A866	1.1		

Discrepancies Cont'd:

Login Sample Receipt Checklist

Client: Conestoga-Rovers & Associates, Inc.

Job Number: 240-6402-2

Login Number: 6402

List Source: TestAmerica North Canton

List Number: 1

Creator: Sutek, Nick

Question	Answer	Comment
Radioactivity either was not measured or, if measured, is at or below background	N/A	
The cooler's custody seal, if present, is intact.	True	
The cooler or samples do not appear to have been compromised or tampered with.	True	
Samples were received on ice.	True	
Cooler Temperature is acceptable.	True	
Cooler Temperature is recorded.	True	3.8/4.6/4.2/1.1
COC is present.	True	
COC is filled out in ink and legible.	True	
COC is filled out with all pertinent information.	True	
Is the Field Sampler's name present on COC?	True	
There are no discrepancies between the sample IDs on the containers and the COC.	True	
Samples are received within Holding Time.	True	
Sample containers have legible labels.	True	
Containers are not broken or leaking.	True	
Sample collection date/times are provided.	True	
Appropriate sample containers are used.	True	
Sample bottles are completely filled.	True	
Sample Preservation Verified.	True	
There is sufficient vol. for all requested analyses, incl. any requested MS/MSDs	True	
VOA sample vials do not have headspace or bubble is <6mm (1/4") in diameter.	True	
Multiphasic samples are not present.	True	
Samples do not require splitting or compositing.	True	
Residual Chlorine Checked.	N/A	

TestAmerica

THE LEADER IN ENVIRONMENTAL TESTING

ANALYTICAL REPORT

TestAmerica Laboratories, Inc.
TestAmerica North Canton
4101 Shuffel Street NW
North Canton, OH 44720
Tel: (330)497-9396

TestAmerica Job ID: 240-6462-1
Client Project/Site: 17324-T07, RACER Former MTM

For:
Conestoga-Rovers & Associates, Inc.
6520 Corporate Drive
Indianapolis, Indiana 46278

Attn: Mr. Michael Richardson

Denise D Heckler

Authorized for release by:
12/22/2011 2:53:58 PM

Denise Heckler
Project Manager II
denise.heckler@testamericainc.com

This report has been electronically signed and authorized by the signatory. Electronic signature is intended to be the legally binding equivalent of a traditionally handwritten signature.

Results relate only to the items tested and the sample(s) as received by the laboratory.

LINKS

Review your project results through TotalAccess

Have a Question? Ask The Expert

Visit us at: www.testamericainc.com

Table of Contents

Cover Page 1
Table of Contents 2
Definitions/Glossary 3
Case Narrative 4
Method Summary 8
Sample Summary 9
Detection Summary 10
Client Sample Results 23
Surrogate Summary 83
QC Sample Results 87
QC Association Summary 111
Lab Chronicle 119
Certification Summary 128
Chain of Custody 129
Receipt Checklists 136

Qualifiers

GC/MS VOA

Qualifier	Qualifier Description
J	Result is less than the RL but greater than or equal to the MDL and the concentration is an approximate value.
U	Indicates the analyte was analyzed for but not detected.
B	Compound was found in the blank and sample.
*	LCS or LCSD exceeds the control limits

GC/MS Semi VOA

Qualifier	Qualifier Description
U	Indicates the analyte was analyzed for but not detected.
J	Result is less than the RL but greater than or equal to the MDL and the concentration is an approximate value.
*	LCS or LCSD exceeds the control limits
F	MS or MSD exceeds the control limits
F	RPD of the MS and MSD exceeds the control limits
X	Surrogate is outside control limits

GC VOA

Qualifier	Qualifier Description
J	Result is less than the RL but greater than or equal to the MDL and the concentration is an approximate value.
U	Indicates the analyte was analyzed for but not detected.
F	RPD of the MS and MSD exceeds the control limits

GC Semi VOA

Qualifier	Qualifier Description
U	Indicates the analyte was analyzed for but not detected.
B	Compound was found in the blank and sample.
J	Result is less than the RL but greater than or equal to the MDL and the concentration is an approximate value.
4	MS, MSD: The analyte present in the original sample is 4 times greater than the matrix spike concentration; therefore, control limits are not applicable.
F	RPD of the MS and MSD exceeds the control limits
X	Surrogate is outside control limits

Metals

Qualifier	Qualifier Description
J	Result is less than the RL but greater than or equal to the MDL and the concentration is an approximate value.
B	Compound was found in the blank and sample.
U	Indicates the analyte was analyzed for but not detected.

Glossary

Abbreviation	These commonly used abbreviations may or may not be present in this report.
☼	Listed under the "D" column to designate that the result is reported on a dry weight basis
%R	Percent Recovery
CNF	Contains no Free Liquid
DL, RA, RE, IN	Indicates a Dilution, Reanalysis, Re-extraction, or additional Initial metals/anion analysis of the sample
EDL	Estimated Detection Limit
EPA	United States Environmental Protection Agency
MDL	Method Detection Limit
ML	Minimum Level (Dioxin)
ND	Not detected at the reporting limit (or MDL or EDL if shown)
PQL	Practical Quantitation Limit
QC	Quality Control
RL	Reporting Limit
RPD	Relative Percent Difference, a measure of the relative difference between two points
TEF	Toxicity Equivalent Factor (Dioxin)
TEQ	Toxicity Equivalent Quotient (Dioxin)

Job ID: 240-6462-1

Laboratory: TestAmerica North Canton

Narrative

CASE NARRATIVE

Client: Conestoga-Rovers & Associates, Inc.

Project: 17324-T07, RACER Former MTM

Report Number: 240-6462-1

With the exceptions noted as flags or footnotes, standard analytical protocols were followed in the analysis of the samples and no problems were encountered or anomalies observed. In addition all laboratory quality control samples were within established control limits, with any exceptions noted below. Each sample was analyzed to achieve the lowest possible reporting limit within the constraints of the method. In some cases, due to interference or analytes present at high concentrations, samples were diluted. For diluted samples, the reporting limits are adjusted relative to the dilution required.

TestAmerica North Canton attests to the validity of the laboratory data generated by TestAmerica facilities reported herein. All analyses performed by TestAmerica facilities were done using established laboratory SOPs that incorporate QA/QC procedures described in the application methods. TestAmerica's operations groups have reviewed the data for compliance with the laboratory QA/QC plan, and data have been found to be compliant with laboratory protocols unless otherwise noted below.

The test results in this report meet all NELAP requirements for parameters for which accreditation is required or available. Any exceptions to NELAP requirements are noted in this report. Pursuant to NELAP, this report may not be reproduced, except in full, without the written approval of the laboratory.

Calculations are performed before rounding to avoid round-off errors in calculated results.

All holding times were met and proper preservation noted for the methods performed on these samples, unless otherwise detailed in the individual sections below.

All solid sample results are reported on an "as received" basis unless otherwise indicated by the presence of a % solids value in the method header.

This laboratory report is confidential and is intended for the sole use of TestAmerica and its client.

RECEIPT

The samples were received on 12/02/2011; the samples arrived in good condition, properly preserved and on ice. The temperature of the coolers at receipt was 3.7, 3.8, 4.5 and 4.6 C.

VOLATILE ORGANIC COMPOUNDS (GC-MS)

Samples S-017324-12011-TP-177 (240-6462-16), S-017324-12011-TP-178 (240-6462-17), S-017324-12011-TP-185 (240-6462-24), S-017324-12011-TP-186 (240-6462-25), S-017324-12011-TP-189 (240-6462-28), S-017324-12011-TP-190 (240-6462-29), S-017324-12011-TP-191 (240-6462-30) and S-017324-12011-TP-192 (240-6462-31) were analyzed for volatile organic compounds (GC-MS) in accordance with EPA SW-846 Method 8260B. The samples were prepared on 12/02/2011 and 12/06/2011 and analyzed on 12/09/2011, 12/12/2011 and 12/13/2011.

1,2,4-Trichlorobenzene and Methylene Chloride were detected in method blank MB 240-25704/1-A at levels exceeding the reporting limit. If the associated sample reported a result above the MDL and/or RL, the result has been "B" flagged. Several analytes were detected in method blank MB 240-25704/1-A at levels that were above the method detection limit but below the reporting limit. The values should be considered estimates, and have been flagged "J". If the associated sample reported a result above the MDL and/or RL, the result has been "B" flagged. Several analytes were detected in method blank MB 240-26190/6 at levels that were above the method detection limit but below the reporting limit. The values should be considered estimates, and have been flagged "J". If the associated sample reported a result above the MDL and/or RL, the result has been "B" flagged. 1,2,4-Trichlorobenzene, 2-Butanone (MEK) and Acetone were detected in method blank MB 240-26540/6 at levels that were above the method detection limit but below the reporting limit. The values should be

Job ID: 240-6462-1 (Continued)

Laboratory: TestAmerica North Canton (Continued)

considered estimates, and have been flagged “J”. If the associated sample reported a result above the MDL and/or RL, the result has been “B” flagged.

1,1,2-Trichloro-1,2,2-trifluoroethane failed the recovery criteria high for LCS 240-25704/2-A.

The presence of the '4' qualifier in the data indicates analytes where the concentration in the unspiked sample exceeded four times the spiking amount.

No other difficulties were encountered during the VOCs analyses.

All other quality control parameters were within the acceptance limits.

SEMIVOLATILE ORGANIC COMPOUNDS (GC-MS)

Samples S-017324-12011-TP-162 (240-6462-1), S-017324-12011-TP-163 (240-6462-2), S-017324-12011-TP-166 (240-6462-5), S-017324-12011-TP-167 (240-6462-6), S-017324-12011-TP-168 (240-6462-7), S-017324-12011-TP-169 (240-6462-8), S-017324-12011-TP-171 (240-6462-10), S-017324-12011-TP-172 (240-6462-11), S-017324-12011-TP-174 (240-6462-13), S-017324-12011-TP-175 (240-6462-14), S-017324-12011-TP-177 (240-6462-16), S-017324-12011-TP-178 (240-6462-17), S-017324-12011-TP-185 (240-6462-24), S-017324-12011-TP-186 (240-6462-25), S-017324-12011-TP-189 (240-6462-28), S-017324-12011-TP-190 (240-6462-29), S-017324-12011-TP-191 (240-6462-30) and S-017324-12011-TP-192 (240-6462-31) were analyzed for semivolatile organic compounds (GC-MS) in accordance with EPA SW-846 Method 8270C. The samples were prepared on 12/06/2011 and analyzed on 12/08/2011, 12/09/2011 and 12/12/2011.

Surrogates are added during the extraction process prior to dilution. When the sample is diluted, surrogate recoveries are diluted out and no corrective action is required.

2,4,6-Tribromophenol (Surr), 2-Fluorophenol (Surr), Nitrobenzene-d5 (Surr) and Phenol-d5 (Surr) failed the surrogate recovery criteria low for S-017324-12011-TP-167 (240-6462-6).

3,3'-Dichlorobenzidine failed the recovery criteria low for LCS 240-25631/24-A.

Several analytes failed the recovery criteria low for the MS of sample S-017324-12011-TP-163MS (240-6462-2) in batch 240-26044.

Several analytes failed the recovery criteria low for the MSD of sample S-017324-12011-TP-163MSD (240-6462-2) in batch 240-26044. 2-Methylnaphthalene, 4-Chloroaniline and Naphthalene exceeded the rpd limit.

Internal standard responses were outside of acceptance limits for the following sample(s): S-017324-12011-TP-189 (240-6462-28). The sample(s) shows evidence of matrix interference.

Samples S-017324-12011-TP-163 (240-6462-2)[10X], S-017324-12011-TP-166 (240-6462-5)[5X], S-017324-12011-TP-167 (240-6462-6)[50X], S-017324-12011-TP-169 (240-6462-8)[5X], S-017324-12011-TP-177 (240-6462-16)[5X], S-017324-12011-TP-185 (240-6462-24)[6.67X], S-017324-12011-TP-189 (240-6462-28)[10X], S-017324-12011-TP-190 (240-6462-29)[2.5X] and S-017324-12011-TP-191 (240-6462-30)[25X] required dilution prior to analysis due to matrix interference. The reporting limits have been adjusted accordingly.

No other difficulties were encountered during the SVOC analyses.

All other quality control parameters were within the acceptance limits.

GASOLINE RANGE ORGANICS (GRO)

Samples S-017324-12011-TP-162 (240-6462-1), S-017324-12011-TP-163 (240-6462-2), S-017324-12011-TP-166 (240-6462-5), S-017324-12011-TP-167 (240-6462-6), S-017324-12011-TP-168 (240-6462-7), S-017324-12011-TP-169 (240-6462-8), S-017324-12011-TP-171 (240-6462-10), S-017324-12011-TP-172 (240-6462-11), S-017324-12011-TP-174 (240-6462-13) and S-017324-12011-TP-175 (240-6462-14) were analyzed for gasoline range organics (GRO) in accordance with EPA SW-846 Method 8015B - GRO. The samples were prepared on 12/02/2011 and 12/05/2011 and analyzed on 12/07/2011 and 12/13/2011.

C6-C10 exceeded the rpd limit for the MSD of sample S-017324-12011-TP-163MSD (240-6462-2) in batch 240-26596.

Job ID: 240-6462-1 (Continued)

Laboratory: TestAmerica North Canton (Continued)

No other difficulties were encountered during the GRO analyses.

All other quality control parameters were within the acceptance limits.

DIESEL RANGE ORGANICS (DRO)

Samples S-017324-12011-TP-162 (240-6462-1), S-017324-12011-TP-163 (240-6462-2), S-017324-12011-TP-166 (240-6462-5), S-017324-12011-TP-167 (240-6462-6), S-017324-12011-TP-168 (240-6462-7), S-017324-12011-TP-169 (240-6462-8), S-017324-12011-TP-171 (240-6462-10), S-017324-12011-TP-172 (240-6462-11), S-017324-12011-TP-174 (240-6462-13) and S-017324-12011-TP-175 (240-6462-14) were analyzed for diesel range organics (DRO) in accordance with EPA SW-846 Method 8015B - DRO. The samples were prepared on 12/06/2011 and analyzed on 12/08/2011 and 12/12/2011.

Surrogates are added during the extraction process prior to dilution. When the sample dilution is 5X or greater, surrogate recoveries are diluted out and no corrective action is required.

C20-C34 was detected in method blank MB 240-25622/13-A at a level exceeding the reporting limit. If the associated sample reported a result above the MDL and/or RL, the result has been “B” flagged. Diesel was detected in method blank MB 240-25622/13-A at a level that was above the method detection limit but below the reporting limit. The value should be considered an estimate, and has been flagged “J”. If the associated sample reported a result above the MDL and/or RL, the result has been “B” flagged.

Diesel failed the recovery criteria low for the MS/MSD of sample S-017324-12011-TP-163 (240-6462-2) in batch 240-26457.

Samples S-017324-12011-TP-163 (240-6462-2)[5X] and S-017324-12011-TP-167 (240-6462-6)[5X] required dilution prior to analysis. The reporting limits have been adjusted accordingly.

No other difficulties were encountered during the DRO analyses.

All other quality control parameters were within the acceptance limits.

POLYCHLORINATED BIPHENYLS (PCBS)

Samples S-017324-12011-TP-177 (240-6462-16), S-017324-12011-TP-178 (240-6462-17), S-017324-12011-TP-179 (240-6462-18), S-017324-12011-TP-180 (240-6462-19), S-017324-12011-TP-181 (240-6462-20), S-017324-12011-TP-182 (240-6462-21), S-017324-12011-TP-183 (240-6462-22), S-017324-12011-TP-184 (240-6462-23), S-017324-12011-TP-185 (240-6462-24), S-017324-12011-TP-186 (240-6462-25), S-017324-12011-TP-187 (240-6462-26), S-017324-12011-TP-188 (240-6462-27), S-017324-12011-TP-189 (240-6462-28), S-017324-12011-TP-190 (240-6462-29), S-017324-12011-TP-191 (240-6462-30) and S-017324-12011-TP-192 (240-6462-31) were analyzed for polychlorinated biphenyls (PCBs) in accordance with EPA SW-846 Method 8082. The samples were prepared on 12/07/2011 and 12/08/2011 and analyzed on 12/12/2011.

DCB Decachlorobiphenyl and Tetrachloro-m-xylene failed the surrogate recovery criteria high for S-017324-12011-TP-191 (240-6462-30).

All samples required a tetrabutylammonium sulfite (TBA) clean-up to reduce matrix interferences caused by sulfur.

No other difficulties were encountered during the PCBs analyses.

All other quality control parameters were within the acceptance limits.

TOTAL METALS (ICP)

Samples S-017324-12011-TP-177 (240-6462-16), S-017324-12011-TP-178 (240-6462-17), S-017324-12011-TP-179 (240-6462-18), S-017324-12011-TP-180 (240-6462-19), S-017324-12011-TP-181 (240-6462-20), S-017324-12011-TP-182 (240-6462-21), S-017324-12011-TP-183 (240-6462-22), S-017324-12011-TP-184 (240-6462-23), S-017324-12011-TP-185 (240-6462-24), S-017324-12011-TP-186 (240-6462-25), S-017324-12011-TP-187 (240-6462-26), S-017324-12011-TP-188 (240-6462-27), S-017324-12011-TP-189 (240-6462-28), S-017324-12011-TP-190 (240-6462-29), S-017324-12011-TP-191 (240-6462-30) and S-017324-12011-TP-192 (240-6462-31) were analyzed for total metals (ICP) in accordance with EPA SW-846 Method 6010B. The samples were prepared on 12/06/2011 and analyzed on 12/08/2011, 12/09/2011, 12/12/2011 and 12/22/2011.

Job ID: 240-6462-1 (Continued)

Laboratory: TestAmerica North Canton (Continued)

Several analytes were detected in method blank MB 240-25689/1-A at levels that were above the method detection limit but below the reporting limit. The values should be considered estimates, and have been flagged "J". If the associated sample reported a result above the MDL and/or RL, the result has been "B" flagged. Several analytes were detected in method blank MB 240-25698/1-A at levels that were above the method detection limit but below the reporting limit. The values should be considered estimates, and have been flagged "J". If the associated sample reported a result above the MDL and/or RL, the result has been "B" flagged.

Samples S-017324-12011-TP-177 (240-6462-16)[5X], S-017324-12011-TP-185 (240-6462-24)[5X], S-017324-12011-TP-186 (240-6462-25)[5X], S-017324-12011-TP-188 (240-6462-27)[5X], S-017324-12011-TP-190 (240-6462-29)[5X], S-017324-12011-TP-191 (240-6462-30)[5X] and S-017324-12011-TP-192 (240-6462-31)[5X] required dilution prior to analysis. The reporting limits have been adjusted accordingly.

No other difficulties were encountered during the metals analyses.

All other quality control parameters were within the acceptance limits.

TOTAL MERCURY

Samples S-017324-12011-TP-177 (240-6462-16), S-017324-12011-TP-178 (240-6462-17), S-017324-12011-TP-179 (240-6462-18), S-017324-12011-TP-180 (240-6462-19), S-017324-12011-TP-181 (240-6462-20), S-017324-12011-TP-182 (240-6462-21), S-017324-12011-TP-183 (240-6462-22), S-017324-12011-TP-184 (240-6462-23), S-017324-12011-TP-185 (240-6462-24), S-017324-12011-TP-186 (240-6462-25), S-017324-12011-TP-187 (240-6462-26), S-017324-12011-TP-188 (240-6462-27), S-017324-12011-TP-189 (240-6462-28), S-017324-12011-TP-190 (240-6462-29), S-017324-12011-TP-191 (240-6462-30) and S-017324-12011-TP-192 (240-6462-31) were analyzed for total mercury in accordance with EPA SW-846 Method 7471A. The samples were prepared and analyzed on 12/06/2011.

No difficulties were encountered during the mercury analyses.

All quality control parameters were within the acceptance limits.

Method Summary

Client: Conestoga-Rovers & Associates, Inc.
Project/Site: 17324-T07, RACER Former MTM

TestAmerica Job ID: 240-6462-1

Method	Method Description	Protocol	Laboratory
8260B	Volatile Organic Compounds (GC/MS)	SW846	TAL NC
8270C	Semivolatile Organic Compounds (GC/MS)	SW846	TAL NC
8015B	Gasoline Range Organics - (GC)	SW846	TAL NC
8015B	Diesel Range Organics (DRO) (GC)	SW846	TAL NC
8082	Polychlorinated Biphenyls (PCBs) by Gas Chromatography	SW846	TAL NC
6010B	Metals (ICP)	SW846	TAL NC
7471A	Mercury (CVAA)	SW846	TAL NC
Moisture	Percent Moisture	EPA	TAL NC

Protocol References:

EPA = US Environmental Protection Agency

SW846 = "Test Methods For Evaluating Solid Waste, Physical/Chemical Methods", Third Edition, November 1986 And Its Updates.

Laboratory References:

TAL NC = TestAmerica North Canton, 4101 Shuffel Street NW, North Canton, OH 44720, TEL (330)497-9396

Sample Summary

Client: Conestoga-Rovers & Associates, Inc.
Project/Site: 17324-T07, RACER Former MTM

TestAmerica Job ID: 240-6462-1

Lab Sample ID	Client Sample ID	Matrix	Collected	Received
240-6462-1	S-017324-12011-TP-162	Solid	12/01/11 08:05	12/02/11 09:15
240-6462-2	S-017324-12011-TP-163	Solid	12/01/11 08:15	12/02/11 09:15
240-6462-5	S-017324-12011-TP-166	Solid	12/01/11 09:15	12/02/11 09:15
240-6462-6	S-017324-12011-TP-167	Solid	12/01/11 09:25	12/02/11 09:15
240-6462-7	S-017324-12011-TP-168	Solid	12/01/11 09:45	12/02/11 09:15
240-6462-8	S-017324-12011-TP-169	Solid	12/01/11 09:50	12/02/11 09:15
240-6462-10	S-017324-12011-TP-171	Solid	12/01/11 10:25	12/02/11 09:15
240-6462-11	S-017324-12011-TP-172	Solid	12/01/11 10:35	12/02/11 09:15
240-6462-13	S-017324-12011-TP-174	Solid	12/01/11 11:10	12/02/11 09:15
240-6462-14	S-017324-12011-TP-175	Solid	12/01/11 11:20	12/02/11 09:15
240-6462-16	S-017324-12011-TP-177	Solid	12/01/11 12:00	12/02/11 09:15
240-6462-17	S-017324-12011-TP-178	Solid	12/01/11 12:10	12/02/11 09:15
240-6462-18	S-017324-12011-TP-179	Solid	12/01/11 13:25	12/02/11 09:15
240-6462-19	S-017324-12011-TP-180	Solid	12/01/11 13:28	12/02/11 09:15
240-6462-20	S-017324-12011-TP-181	Solid	12/01/11 13:40	12/02/11 09:15
240-6462-21	S-017324-12011-TP-182	Solid	12/01/11 13:42	12/02/11 09:15
240-6462-22	S-017324-12011-TP-183	Solid	12/01/11 13:52	12/02/11 09:15
240-6462-23	S-017324-12011-TP-184	Solid	12/01/11 13:55	12/02/11 09:15
240-6462-24	S-017324-12011-TP-185	Solid	12/01/11 14:40	12/02/11 09:15
240-6462-25	S-017324-12011-TP-186	Solid	12/01/11 14:50	12/02/11 09:15
240-6462-26	S-017324-12011-TP-187	Solid	12/01/11 15:35	12/02/11 09:15
240-6462-27	S-017324-12011-TP-188	Solid	12/01/11 15:40	12/02/11 09:15
240-6462-28	S-017324-12011-TP-189	Solid	12/01/11 15:55	12/02/11 09:15
240-6462-29	S-017324-12011-TP-190	Solid	12/01/11 16:10	12/02/11 09:15
240-6462-30	S-017324-12011-TP-191	Solid	12/01/11 16:45	12/02/11 09:15
240-6462-31	S-017324-12011-TP-192	Solid	12/01/11 16:55	12/02/11 09:15

Client: Conestoga-Rovers & Associates, Inc.
Project/Site: 17324-T07, RACER Former MTM

TestAmerica Job ID: 240-6462-1

Client Sample ID: S-017324-12011-TP-162 — Lab Sample ID: 240-6462-1

Analyte	Result	Qualifier	RL	MDL	Unit	Dil Fac	D	Method	Prep Type
C6-C10	22	J	45	21	ug/Kg	1	☼	8015B	Total/NA
C20-C34	17	J B	18	10	mg/Kg	1	☼	8015B	Total/NA

Client Sample ID: S-017324-12011-TP-163 — Lab Sample ID: 240-6462-2

Analyte	Result	Qualifier	RL	MDL	Unit	Dil Fac	D	Method	Prep Type
Benzo[a]pyrene	42	J	71	35	ug/Kg	10	☼	8270C	Total/NA
Benzo[b]fluoranthene	67	J	71	35	ug/Kg	10	☼	8270C	Total/NA
Fluoranthene	75		71	35	ug/Kg	10	☼	8270C	Total/NA
Pyrene	87		71	35	ug/Kg	10	☼	8270C	Total/NA
C6-C10	33	J	45	21	ug/Kg	1	☼	8015B	Total/NA
C10-C20	120		89	50	mg/Kg	5	☼	8015B	Total/NA
C20-C34	320	B	89	50	mg/Kg	5	☼	8015B	Total/NA

Client Sample ID: S-017324-12011-TP-166 — Lab Sample ID: 240-6462-5

Analyte	Result	Qualifier	RL	MDL	Unit	Dil Fac	D	Method	Prep Type
2-Methylnaphthalene	630		35	18	ug/Kg	5	☼	8270C	Total/NA
Acenaphthene	120		35	18	ug/Kg	5	☼	8270C	Total/NA
Bis(2-ethylhexyl) phthalate	120	J	270	100	ug/Kg	5	☼	8270C	Total/NA
Fluorene	130		35	18	ug/Kg	5	☼	8270C	Total/NA
Phenanthrene	430		35	18	ug/Kg	5	☼	8270C	Total/NA
Pyrene	95		35	18	ug/Kg	5	☼	8270C	Total/NA
C6-C10	6600		5900	2000	ug/Kg	1	☼	8015B	Total/NA
C10-C20	290		18	9.8	mg/Kg	1	☼	8015B	Total/NA
C20-C34	210	B	18	9.8	mg/Kg	1	☼	8015B	Total/NA

Client Sample ID: S-017324-12011-TP-167 — Lab Sample ID: 240-6462-6

Analyte	Result	Qualifier	RL	MDL	Unit	Dil Fac	D	Method	Prep Type
2-Methylnaphthalene	1200		360	180	ug/Kg	50	☼	8270C	Total/NA
Acenaphthene	430		360	180	ug/Kg	50	☼	8270C	Total/NA
Anthracene	410		360	180	ug/Kg	50	☼	8270C	Total/NA
Phenanthrene	1400		360	180	ug/Kg	50	☼	8270C	Total/NA
Pyrene	460		360	180	ug/Kg	50	☼	8270C	Total/NA
C6-C10	87		58	27	ug/Kg	1	☼	8015B	Total/NA
C10-C20	860		90	50	mg/Kg	5	☼	8015B	Total/NA
C20-C34	600	B	90	50	mg/Kg	5	☼	8015B	Total/NA

Client Sample ID: S-017324-12011-TP-168 — Lab Sample ID: 240-6462-7

Analyte	Result	Qualifier	RL	MDL	Unit	Dil Fac	D	Method	Prep Type
Bis(2-ethylhexyl) phthalate	27	J	57	22	ug/Kg	1	☼	8270C	Total/NA
C20-C34	47	B	19	11	mg/Kg	1	☼	8015B	Total/NA

Client Sample ID: S-017324-12011-TP-169 — Lab Sample ID: 240-6462-8

Analyte	Result	Qualifier	RL	MDL	Unit	Dil Fac	D	Method	Prep Type
2-Methylnaphthalene	100		37	18	ug/Kg	5	☼	8270C	Total/NA
Acenaphthene	64		37	18	ug/Kg	5	☼	8270C	Total/NA
Anthracene	100		37	18	ug/Kg	5	☼	8270C	Total/NA
Benzo[a]anthracene	290		37	18	ug/Kg	5	☼	8270C	Total/NA
Benzo[a]pyrene	150		37	18	ug/Kg	5	☼	8270C	Total/NA
Benzo[b]fluoranthene	220		37	18	ug/Kg	5	☼	8270C	Total/NA

Client Sample ID: S-017324-12011-TP-169 (Continued) — Lab Sample ID: 240-6462-8

Analyte	Result	Qualifier	RL	MDL	Unit	Dil Fac	D	Method	Prep Type
Benzo[g,h,i]perylene	83		37	18	ug/Kg	5	☼	8270C	Total/NA
Benzo[k]fluoranthene	110		37	18	ug/Kg	5	☼	8270C	Total/NA
Chrysene	300		37	6.0	ug/Kg	5	☼	8270C	Total/NA
Dibenzofuran	48	J	270	18	ug/Kg	5	☼	8270C	Total/NA
Fluoranthene	1100		37	18	ug/Kg	5	☼	8270C	Total/NA
Fluorene	45		37	18	ug/Kg	5	☼	8270C	Total/NA
Indeno[1,2,3-cd]pyrene	60		37	18	ug/Kg	5	☼	8270C	Total/NA
Naphthalene	51		37	18	ug/Kg	5	☼	8270C	Total/NA
Phenanthrene	650		37	18	ug/Kg	5	☼	8270C	Total/NA
Pyrene	820		37	18	ug/Kg	5	☼	8270C	Total/NA
C6-C10	26	J	49	22	ug/Kg	1	☼	8015B	Total/NA
C10-C20	88		18	10	mg/Kg	1	☼	8015B	Total/NA
C20-C34	210	B	18	10	mg/Kg	1	☼	8015B	Total/NA

Client Sample ID: S-017324-12011-TP-171 — Lab Sample ID: 240-6462-10

Analyte	Result	Qualifier	RL	MDL	Unit	Dil Fac	D	Method	Prep Type
Benzo[a]anthracene	12		7.5	3.7	ug/Kg	1	☼	8270C	Total/NA
Benzo[a]pyrene	10		7.5	3.7	ug/Kg	1	☼	8270C	Total/NA
Benzo[b]fluoranthene	21		7.5	3.7	ug/Kg	1	☼	8270C	Total/NA
Benzo[g,h,i]perylene	14		7.5	3.7	ug/Kg	1	☼	8270C	Total/NA
Chrysene	16		7.5	1.2	ug/Kg	1	☼	8270C	Total/NA
Fluoranthene	28		7.5	3.7	ug/Kg	1	☼	8270C	Total/NA
Indeno[1,2,3-cd]pyrene	11		7.5	3.7	ug/Kg	1	☼	8270C	Total/NA
Phenanthrene	28		7.5	3.7	ug/Kg	1	☼	8270C	Total/NA
Pyrene	21		7.5	3.7	ug/Kg	1	☼	8270C	Total/NA
C20-C34	37	B	19	10	mg/Kg	1	☼	8015B	Total/NA

Client Sample ID: S-017324-12011-TP-172 — Lab Sample ID: 240-6462-11

Analyte	Result	Qualifier	RL	MDL	Unit	Dil Fac	D	Method	Prep Type
Anthracene	9.0		7.6	3.7	ug/Kg	1	☼	8270C	Total/NA
Benzo[g,h,i]perylene	6.4	J	7.6	3.7	ug/Kg	1	☼	8270C	Total/NA
Butyl benzyl phthalate	33	J	57	11	ug/Kg	1	☼	8270C	Total/NA
Chrysene	11		7.6	1.2	ug/Kg	1	☼	8270C	Total/NA
Fluoranthene	11		7.6	3.7	ug/Kg	1	☼	8270C	Total/NA
Phenanthrene	12		7.6	3.7	ug/Kg	1	☼	8270C	Total/NA
Pyrene	8.2		7.6	3.7	ug/Kg	1	☼	8270C	Total/NA
C10-C20	83		19	10	mg/Kg	1	☼	8015B	Total/NA
C20-C34	16	J B	19	10	mg/Kg	1	☼	8015B	Total/NA

Client Sample ID: S-017324-12011-TP-174 — Lab Sample ID: 240-6462-13

Analyte	Result	Qualifier	RL	MDL	Unit	Dil Fac	D	Method	Prep Type
Bis(2-ethylhexyl) phthalate	58		57	22	ug/Kg	1	☼	8270C	Total/NA
C20-C34	23	B	19	11	mg/Kg	1	☼	8015B	Total/NA

Client Sample ID: S-017324-12011-TP-175 — Lab Sample ID: 240-6462-14

Analyte	Result	Qualifier	RL	MDL	Unit	Dil Fac	D	Method	Prep Type
C20-C34	17	J B	19	10	mg/Kg	1	☼	8015B	Total/NA

Client Sample ID: S-017324-12011-TP-177 — Lab Sample ID: 240-6462-16

Client Sample ID: S-017324-12011-TP-177 (Continued)

Lab Sample ID: 240-6462-16

Analyte	Result	Qualifier	RL	MDL	Unit	Dil Fac	D	Method	Prep Type
Carbon disulfide	1.5	J B	4.3	0.38	ug/Kg	1	☼	8260B	Total/NA
1,2-Dichloroethane	0.49	J	4.3	0.29	ug/Kg	1	☼	8260B	Total/NA
Toluene	0.66	J	4.3	0.23	ug/Kg	1	☼	8260B	Total/NA
1,1,1-Trichloroethane	1.1	J	4.3	0.48	ug/Kg	1	☼	8260B	Total/NA
1,2,4-Trichlorobenzene	0.29	J B	4.3	0.23	ug/Kg	1	☼	8260B	Total/NA
Trichlorofluoromethane	0.29	J	4.3	0.29	ug/Kg	1	☼	8260B	Total/NA
Methylcyclohexane	0.42	J	8.6	0.27	ug/Kg	1	☼	8260B	Total/NA
2-Methylnaphthalene	56		40	20	ug/Kg	5	☼	8270C	Total/NA
Acenaphthene	220		40	20	ug/Kg	5	☼	8270C	Total/NA
Acenaphthylene	47		40	20	ug/Kg	5	☼	8270C	Total/NA
Anthracene	510		40	20	ug/Kg	5	☼	8270C	Total/NA
Benzo[a]anthracene	1700		40	20	ug/Kg	5	☼	8270C	Total/NA
Benzo[a]pyrene	1500		40	20	ug/Kg	5	☼	8270C	Total/NA
Benzo[b]fluoranthene	2100		40	20	ug/Kg	5	☼	8270C	Total/NA
Benzo[g,h,i]perylene	900		40	20	ug/Kg	5	☼	8270C	Total/NA
Benzo[k]fluoranthene	720		40	20	ug/Kg	5	☼	8270C	Total/NA
Bis(2-ethylhexyl) phthalate	450		300	110	ug/Kg	5	☼	8270C	Total/NA
Carbazole	240	J	300	160	ug/Kg	5	☼	8270C	Total/NA
Chrysene	2000		40	6.6	ug/Kg	5	☼	8270C	Total/NA
Dibenz(a,h)anthracene	290		40	20	ug/Kg	5	☼	8270C	Total/NA
Dibenzofuran	130	J	300	20	ug/Kg	5	☼	8270C	Total/NA
Fluoranthene	4400		40	20	ug/Kg	5	☼	8270C	Total/NA
Fluorene	250		40	20	ug/Kg	5	☼	8270C	Total/NA
Indeno[1,2,3-cd]pyrene	850		40	20	ug/Kg	5	☼	8270C	Total/NA
Naphthalene	70		40	20	ug/Kg	5	☼	8270C	Total/NA
Phenanthrene	1900		40	20	ug/Kg	5	☼	8270C	Total/NA
Pyrene	3500		40	20	ug/Kg	5	☼	8270C	Total/NA
Aluminum	4800		21	10	mg/Kg	1	☼	6010B	Total/NA
Antimony	1.0		1.0	0.41	mg/Kg	1	☼	6010B	Total/NA
Barium	46	B	21	0.074	mg/Kg	1	☼	6010B	Total/NA
Beryllium	1.5		0.52	0.045	mg/Kg	1	☼	6010B	Total/NA
Calcium	61000	B	2600	84	mg/Kg	5	☼	6010B	Total/NA
Cadmium	0.91		0.21	0.038	mg/Kg	1	☼	6010B	Total/NA
Cobalt	10		5.2	0.17	mg/Kg	1	☼	6010B	Total/NA
Chromium	8.5		0.52	0.21	mg/Kg	1	☼	6010B	Total/NA
Copper	63		2.6	0.77	mg/Kg	1	☼	6010B	Total/NA
Iron	9600	B	10	5.1	mg/Kg	1	☼	6010B	Total/NA
Potassium	640	B	520	6.5	mg/Kg	1	☼	6010B	Total/NA
Magnesium	18000	B	520	5.3	mg/Kg	1	☼	6010B	Total/NA
Manganese	240	B	1.6	0.077	mg/Kg	1	☼	6010B	Total/NA
Sodium	85	J	520	69	mg/Kg	1	☼	6010B	Total/NA
Nickel	17		4.2	0.28	mg/Kg	1	☼	6010B	Total/NA
Vanadium	15	B	5.2	0.13	mg/Kg	1	☼	6010B	Total/NA
Zinc	81		2.1	1.0	mg/Kg	1	☼	6010B	Total/NA
Arsenic	3.9		1.0	0.31	mg/Kg	1	☼	6010B	Total/NA
Lead	21		0.31	0.20	mg/Kg	1	☼	6010B	Total/NA
Selenium	0.88		0.52	0.47	mg/Kg	1	☼	6010B	Total/NA
Thallium	0.87	J	1.0	0.58	mg/Kg	1	☼	6010B	Total/NA
Mercury	0.030	J	0.11	0.017	mg/Kg	1	☼	7471A	Total/NA

Client Sample ID: S-017324-12011-TP-178

Lab Sample ID: 240-6462-17

Analyte	Result	Qualifier	RL	MDL	Unit	Dil Fac	D	Method	Prep Type
Acetone	7.5	J B	14	4.4	ug/Kg	1	☼	8260B	Total/NA

Client Sample ID: S-017324-12011-TP-178 (Continued)

Lab Sample ID: 240-6462-17

Analyte	Result	Qualifier	RL	MDL	Unit	Dil Fac	D	Method	Prep Type
2-Butanone (MEK)	1.3	J	14	0.97	ug/Kg	1	☼	8260B	Total/NA
Carbon disulfide	0.62	J B	3.5	0.31	ug/Kg	1	☼	8260B	Total/NA
Toluene	0.20	J	3.5	0.19	ug/Kg	1	☼	8260B	Total/NA
2-Methylnaphthalene	13		8.5	4.2	ug/Kg	1	☼	8270C	Total/NA
Anthracene	29		8.5	4.2	ug/Kg	1	☼	8270C	Total/NA
Benzo[a]anthracene	26		8.5	4.2	ug/Kg	1	☼	8270C	Total/NA
Benzo[a]pyrene	21		8.5	4.2	ug/Kg	1	☼	8270C	Total/NA
Benzo[b]fluoranthene	37		8.5	4.2	ug/Kg	1	☼	8270C	Total/NA
Benzo[g,h,i]perylene	27		8.5	4.2	ug/Kg	1	☼	8270C	Total/NA
Benzo[k]fluoranthene	20		8.5	4.2	ug/Kg	1	☼	8270C	Total/NA
Chrysene	43		8.5	1.4	ug/Kg	1	☼	8270C	Total/NA
Dibenzofuran	9.1	J	64	4.2	ug/Kg	1	☼	8270C	Total/NA
Fluoranthene	65		8.5	4.2	ug/Kg	1	☼	8270C	Total/NA
Fluorene	11		8.5	4.2	ug/Kg	1	☼	8270C	Total/NA
Indeno[1,2,3-cd]pyrene	20		8.5	4.2	ug/Kg	1	☼	8270C	Total/NA
Naphthalene	15		8.5	4.2	ug/Kg	1	☼	8270C	Total/NA
Phenanthrene	68		8.5	4.2	ug/Kg	1	☼	8270C	Total/NA
Pyrene	50		8.5	4.2	ug/Kg	1	☼	8270C	Total/NA
Aroclor-1242	46		42	17	ug/Kg	1	☼	8082	Total/NA
Aluminum	6700		25	12	mg/Kg	1	☼	6010B	Total/NA
Antimony	0.89	J	1.2	0.49	mg/Kg	1	☼	6010B	Total/NA
Barium	62	B	25	0.088	mg/Kg	1	☼	6010B	Total/NA
Beryllium	0.30	J	0.62	0.054	mg/Kg	1	☼	6010B	Total/NA
Calcium	3000	B	620	20	mg/Kg	1	☼	6010B	Total/NA
Cadmium	0.32		0.25	0.045	mg/Kg	1	☼	6010B	Total/NA
Cobalt	13		6.2	0.20	mg/Kg	1	☼	6010B	Total/NA
Chromium	10		0.62	0.25	mg/Kg	1	☼	6010B	Total/NA
Copper	13		3.1	0.92	mg/Kg	1	☼	6010B	Total/NA
Iron	12000	B	12	6.1	mg/Kg	1	☼	6010B	Total/NA
Potassium	600	J B	620	7.7	mg/Kg	1	☼	6010B	Total/NA
Magnesium	2100	B	620	6.4	mg/Kg	1	☼	6010B	Total/NA
Manganese	180	B	1.9	0.092	mg/Kg	1	☼	6010B	Total/NA
Nickel	13		5.0	0.34	mg/Kg	1	☼	6010B	Total/NA
Vanadium	19	B	6.2	0.15	mg/Kg	1	☼	6010B	Total/NA
Zinc	54		2.5	1.2	mg/Kg	1	☼	6010B	Total/NA
Arsenic	4.7		1.2	0.37	mg/Kg	1	☼	6010B	Total/NA
Lead	35		0.37	0.24	mg/Kg	1	☼	6010B	Total/NA
Selenium	1.1		0.62	0.56	mg/Kg	1	☼	6010B	Total/NA
Mercury	0.039	J	0.11	0.016	mg/Kg	1	☼	7471A	Total/NA

Client Sample ID: S-017324-12011-TP-179

Lab Sample ID: 240-6462-18

Analyte	Result	Qualifier	RL	MDL	Unit	Dil Fac	D	Method	Prep Type
Aroclor-1242	38	J	42	17	ug/Kg	1	☼	8082	Total/NA
Aroclor-1254	200		42	22	ug/Kg	1	☼	8082	Total/NA
Aluminum	12000		22	11	mg/Kg	1	☼	6010B	Total/NA
Antimony	1.1		1.1	0.43	mg/Kg	1	☼	6010B	Total/NA
Barium	100	B	22	0.078	mg/Kg	1	☼	6010B	Total/NA
Beryllium	0.61		0.55	0.047	mg/Kg	1	☼	6010B	Total/NA
Calcium	28000	B	550	18	mg/Kg	1	☼	6010B	Total/NA
Cadmium	0.39		0.22	0.040	mg/Kg	1	☼	6010B	Total/NA
Cobalt	8.1		5.5	0.18	mg/Kg	1	☼	6010B	Total/NA
Chromium	15		0.55	0.22	mg/Kg	1	☼	6010B	Total/NA
Copper	19		2.7	0.81	mg/Kg	1	☼	6010B	Total/NA

Client Sample ID: S-017324-12011-TP-179 (Continued)

Lab Sample ID: 240-6462-18

Analyte	Result	Qualifier	RL	MDL	Unit	Dil Fac	D	Method	Prep Type
Iron	21000	B	11	5.4	mg/Kg	1	☼	6010B	Total/NA
Potassium	980	B	550	6.8	mg/Kg	1	☼	6010B	Total/NA
Magnesium	12000	B	550	5.6	mg/Kg	1	☼	6010B	Total/NA
Manganese	460	B	1.6	0.081	mg/Kg	1	☼	6010B	Total/NA
Nickel	20		4.4	0.30	mg/Kg	1	☼	6010B	Total/NA
Vanadium	30	B	5.5	0.13	mg/Kg	1	☼	6010B	Total/NA
Zinc	98		2.2	1.1	mg/Kg	1	☼	6010B	Total/NA
Arsenic	9.2		1.1	0.33	mg/Kg	1	☼	6010B	Total/NA
Lead	14		0.33	0.21	mg/Kg	1	☼	6010B	Total/NA
Thallium	1.1		1.1	0.60	mg/Kg	1	☼	6010B	Total/NA
Mercury	0.24		0.098	0.015	mg/Kg	1	☼	7471A	Total/NA

Client Sample ID: S-017324-12011-TP-180

Lab Sample ID: 240-6462-19

Analyte	Result	Qualifier	RL	MDL	Unit	Dil Fac	D	Method	Prep Type
Aluminum	3600		21	10	mg/Kg	1	☼	6010B	Total/NA
Antimony	0.72	J	1.1	0.41	mg/Kg	1	☼	6010B	Total/NA
Barium	35	B	21	0.075	mg/Kg	1	☼	6010B	Total/NA
Beryllium	0.094	J	0.53	0.045	mg/Kg	1	☼	6010B	Total/NA
Calcium	48000	B	530	17	mg/Kg	1	☼	6010B	Total/NA
Cadmium	0.16	J	0.21	0.038	mg/Kg	1	☼	6010B	Total/NA
Cobalt	3.0	J	5.3	0.17	mg/Kg	1	☼	6010B	Total/NA
Chromium	6.5		0.53	0.21	mg/Kg	1	☼	6010B	Total/NA
Copper	10		2.6	0.78	mg/Kg	1	☼	6010B	Total/NA
Iron	8800	B	11	5.2	mg/Kg	1	☼	6010B	Total/NA
Potassium	660	B	530	6.5	mg/Kg	1	☼	6010B	Total/NA
Magnesium	38000	B	530	5.4	mg/Kg	1	☼	6010B	Total/NA
Manganese	230	B	1.6	0.078	mg/Kg	1	☼	6010B	Total/NA
Sodium	120	J	530	70	mg/Kg	1	☼	6010B	Total/NA
Nickel	8.9		4.2	0.28	mg/Kg	1	☼	6010B	Total/NA
Vanadium	11	B	5.3	0.13	mg/Kg	1	☼	6010B	Total/NA
Zinc	33		2.1	1.1	mg/Kg	1	☼	6010B	Total/NA
Arsenic	3.0		1.1	0.32	mg/Kg	1	☼	6010B	Total/NA
Lead	5.2		0.32	0.20	mg/Kg	1	☼	6010B	Total/NA
Thallium	0.86	J	1.1	0.58	mg/Kg	1	☼	6010B	Total/NA

Client Sample ID: S-017324-12011-TP-181

Lab Sample ID: 240-6462-20

Analyte	Result	Qualifier	RL	MDL	Unit	Dil Fac	D	Method	Prep Type
Aluminum	8200		25	12	mg/Kg	1	☼	6010B	Total/NA
Antimony	1.0	J	1.2	0.48	mg/Kg	1	☼	6010B	Total/NA
Barium	79	B	25	0.087	mg/Kg	1	☼	6010B	Total/NA
Beryllium	0.68		0.62	0.053	mg/Kg	1	☼	6010B	Total/NA
Calcium	11000	B	620	20	mg/Kg	1	☼	6010B	Total/NA
Cadmium	1.8		0.25	0.044	mg/Kg	1	☼	6010B	Total/NA
Cobalt	12		6.2	0.20	mg/Kg	1	☼	6010B	Total/NA
Chromium	14		0.62	0.25	mg/Kg	1	☼	6010B	Total/NA
Copper	64		3.1	0.91	mg/Kg	1	☼	6010B	Total/NA
Iron	21000	B	12	6.0	mg/Kg	1	☼	6010B	Total/NA
Potassium	920	B	620	7.6	mg/Kg	1	☼	6010B	Total/NA
Magnesium	3800	B	620	6.3	mg/Kg	1	☼	6010B	Total/NA
Manganese	650	B	1.8	0.091	mg/Kg	1	☼	6010B	Total/NA
Sodium	170	J	620	81	mg/Kg	1	☼	6010B	Total/NA
Nickel	25		4.9	0.33	mg/Kg	1	☼	6010B	Total/NA

Client Sample ID: S-017324-12011-TP-181 (Continued)

Lab Sample ID: 240-6462-20

Analyte	Result	Qualifier	RL	MDL	Unit	Dil Fac	D	Method	Prep Type
Vanadium	33	B	6.2	0.15	mg/Kg	1	☼	6010B	Total/NA
Zinc	330		2.5	1.2	mg/Kg	1	☼	6010B	Total/NA
Arsenic	9.7		1.2	0.37	mg/Kg	1	☼	6010B	Total/NA
Lead	65		0.37	0.23	mg/Kg	1	☼	6010B	Total/NA
Thallium	1.2		1.2	0.68	mg/Kg	1	☼	6010B	Total/NA
Mercury	1.2		0.13	0.019	mg/Kg	1	☼	7471A	Total/NA

Client Sample ID: S-017324-12011-TP-182

Lab Sample ID: 240-6462-21

Analyte	Result	Qualifier	RL	MDL	Unit	Dil Fac	D	Method	Prep Type
Aluminum	7900		22	10	mg/Kg	1	☼	6010B	Total/NA
Antimony	0.78	J	1.1	0.42	mg/Kg	1	☼	6010B	Total/NA
Barium	69	B	22	0.077	mg/Kg	1	☼	6010B	Total/NA
Beryllium	0.25	J	0.54	0.046	mg/Kg	1	☼	6010B	Total/NA
Calcium	48000	B	540	17	mg/Kg	1	☼	6010B	Total/NA
Cadmium	0.23		0.22	0.039	mg/Kg	1	☼	6010B	Total/NA
Cobalt	5.4		5.4	0.17	mg/Kg	1	☼	6010B	Total/NA
Chromium	11		0.54	0.22	mg/Kg	1	☼	6010B	Total/NA
Copper	14		2.7	0.80	mg/Kg	1	☼	6010B	Total/NA
Iron	16000	B	11	5.3	mg/Kg	1	☼	6010B	Total/NA
Potassium	1300	B	540	6.7	mg/Kg	1	☼	6010B	Total/NA
Magnesium	33000	B	540	5.5	mg/Kg	1	☼	6010B	Total/NA
Manganese	310	B	1.6	0.080	mg/Kg	1	☼	6010B	Total/NA
Sodium	150	J	540	71	mg/Kg	1	☼	6010B	Total/NA
Nickel	16		4.3	0.29	mg/Kg	1	☼	6010B	Total/NA
Vanadium	18	B	5.4	0.13	mg/Kg	1	☼	6010B	Total/NA
Zinc	43		2.2	1.1	mg/Kg	1	☼	6010B	Total/NA
Arsenic	5.1		1.1	0.32	mg/Kg	1	☼	6010B	Total/NA
Lead	9.2		0.32	0.20	mg/Kg	1	☼	6010B	Total/NA
Thallium	0.92	J	1.1	0.59	mg/Kg	1	☼	6010B	Total/NA

Client Sample ID: S-017324-12011-TP-183

Lab Sample ID: 240-6462-22

Analyte	Result	Qualifier	RL	MDL	Unit	Dil Fac	D	Method	Prep Type
Aluminum	4100		19	9.1	mg/Kg	1	☼	6010B	Total/NA
Antimony	0.41	J	0.95	0.37	mg/Kg	1	☼	6010B	Total/NA
Barium	33	B	19	0.068	mg/Kg	1	☼	6010B	Total/NA
Beryllium	0.14	J	0.48	0.041	mg/Kg	1	☼	6010B	Total/NA
Calcium	44000	B	480	15	mg/Kg	1	☼	6010B	Total/NA
Cadmium	0.38		0.19	0.034	mg/Kg	1	☼	6010B	Total/NA
Cobalt	4.7	J	4.8	0.15	mg/Kg	1	☼	6010B	Total/NA
Chromium	6.8		0.48	0.19	mg/Kg	1	☼	6010B	Total/NA
Copper	11		2.4	0.70	mg/Kg	1	☼	6010B	Total/NA
Iron	11000	B	9.5	4.7	mg/Kg	1	☼	6010B	Total/NA
Potassium	850	B	480	5.9	mg/Kg	1	☼	6010B	Total/NA
Magnesium	41000	B	480	4.9	mg/Kg	1	☼	6010B	Total/NA
Manganese	220	B	1.4	0.070	mg/Kg	1	☼	6010B	Total/NA
Sodium	200	J	480	63	mg/Kg	1	☼	6010B	Total/NA
Nickel	12		3.8	0.26	mg/Kg	1	☼	6010B	Total/NA
Vanadium	12	B	4.8	0.11	mg/Kg	1	☼	6010B	Total/NA
Zinc	45		1.9	0.95	mg/Kg	1	☼	6010B	Total/NA
Arsenic	5.6		0.95	0.29	mg/Kg	1	☼	6010B	Total/NA
Lead	6.0		0.29	0.18	mg/Kg	1	☼	6010B	Total/NA
Thallium	0.61	J	0.95	0.52	mg/Kg	1	☼	6010B	Total/NA

Client Sample ID: S-017324-12011-TP-183 (Continued)

Lab Sample ID: 240-6462-22

Analyte	Result	Qualifier	RL	MDL	Unit	Dil Fac	D	Method	Prep Type
Mercury	0.020	J	0.11	0.016	mg/Kg	1	☼	7471A	Total/NA

Client Sample ID: S-017324-12011-TP-184

Lab Sample ID: 240-6462-23

Analyte	Result	Qualifier	RL	MDL	Unit	Dil Fac	D	Method	Prep Type
Aluminum	6200		19	9.1	mg/Kg	1	☼	6010B	Total/NA
Antimony	2.9		0.95	0.37	mg/Kg	1	☼	6010B	Total/NA
Barium	52	B	19	0.067	mg/Kg	1	☼	6010B	Total/NA
Beryllium	0.25	J	0.47	0.041	mg/Kg	1	☼	6010B	Total/NA
Calcium	42000	B	470	15	mg/Kg	1	☼	6010B	Total/NA
Cadmium	0.18	J	0.19	0.034	mg/Kg	1	☼	6010B	Total/NA
Cobalt	8.4		4.7	0.15	mg/Kg	1	☼	6010B	Total/NA
Chromium	11		0.47	0.19	mg/Kg	1	☼	6010B	Total/NA
Copper	20		2.4	0.70	mg/Kg	1	☼	6010B	Total/NA
Iron	18000	B	9.5	4.6	mg/Kg	1	☼	6010B	Total/NA
Potassium	1200	B	470	5.9	mg/Kg	1	☼	6010B	Total/NA
Magnesium	28000	B	470	4.8	mg/Kg	1	☼	6010B	Total/NA
Manganese	310	B	1.4	0.070	mg/Kg	1	☼	6010B	Total/NA
Sodium	140	J	470	62	mg/Kg	1	☼	6010B	Total/NA
Nickel	26		3.8	0.26	mg/Kg	1	☼	6010B	Total/NA
Vanadium	17	B	4.7	0.11	mg/Kg	1	☼	6010B	Total/NA
Zinc	44		1.9	0.95	mg/Kg	1	☼	6010B	Total/NA
Arsenic	21		0.95	0.28	mg/Kg	1	☼	6010B	Total/NA
Lead	37		0.28	0.18	mg/Kg	1	☼	6010B	Total/NA
Thallium	0.95		0.95	0.52	mg/Kg	1	☼	6010B	Total/NA
Mercury	0.017	J	0.090	0.013	mg/Kg	1	☼	7471A	Total/NA

Client Sample ID: S-017324-12011-TP-185

Lab Sample ID: 240-6462-24

Analyte	Result	Qualifier	RL	MDL	Unit	Dil Fac	D	Method	Prep Type
Acetone	120	J B	510	86	ug/Kg	1	☼	8260B	Total/NA
Carbon disulfide	22	J B	130	6.1	ug/Kg	1	☼	8260B	Total/NA
1,1-Dichloroethane	34	J	130	8.6	ug/Kg	1	☼	8260B	Total/NA
1,1-Dichloroethene	18	J	130	9.1	ug/Kg	1	☼	8260B	Total/NA
Methylene Chloride	120	J B	130	39	ug/Kg	1	☼	8260B	Total/NA
Trichloroethene	230		130	4.9	ug/Kg	1	☼	8260B	Total/NA
Vinyl chloride	61	J	130	9.1	ug/Kg	1	☼	8260B	Total/NA
cis-1,2-Dichloroethene	630		130	3.5	ug/Kg	1	☼	8260B	Total/NA
trans-1,2-Dichloroethene	58	J	130	4.7	ug/Kg	1	☼	8260B	Total/NA
Methyl acetate	27	J	250	13	ug/Kg	1	☼	8260B	Total/NA
2-Methylnaphthalene	75		52	26	ug/Kg	6.667	☼	8270C	Total/NA
Acenaphthene	480		52	26	ug/Kg	6.667	☼	8270C	Total/NA
Anthracene	800		52	26	ug/Kg	6.667	☼	8270C	Total/NA
Benzo[a]anthracene	2200		52	26	ug/Kg	6.667	☼	8270C	Total/NA
Benzo[a]pyrene	1800		52	26	ug/Kg	6.667	☼	8270C	Total/NA
Benzo[b]fluoranthene	2700		52	26	ug/Kg	6.667	☼	8270C	Total/NA
Benzo[g,h,i]perylene	1000		52	26	ug/Kg	6.667	☼	8270C	Total/NA
Benzo[k]fluoranthene	920		52	26	ug/Kg	6.667	☼	8270C	Total/NA
Carbazole	510		390	210	ug/Kg	6.667	☼	8270C	Total/NA
Chrysene	2300		52	8.7	ug/Kg	6.667	☼	8270C	Total/NA
Dibenz(a,h)anthracene	260		52	26	ug/Kg	6.667	☼	8270C	Total/NA
Dibenzofuran	220	J	390	26	ug/Kg	6.667	☼	8270C	Total/NA
Fluoranthene	5000		52	26	ug/Kg	6.667	☼	8270C	Total/NA
Fluorene	410		52	26	ug/Kg	6.667	☼	8270C	Total/NA

Client Sample ID: S-017324-12011-TP-185 (Continued)

Lab Sample ID: 240-6462-24

Analyte	Result	Qualifier	RL	MDL	Unit	Dil Fac	D	Method	Prep Type
Indeno[1,2,3-cd]pyrene	840		52	26	ug/Kg	6.667	☼	8270C	Total/NA
Naphthalene	67		52	26	ug/Kg	6.667	☼	8270C	Total/NA
Phenanthrene	3200		52	26	ug/Kg	6.667	☼	8270C	Total/NA
Pyrene	3900		52	26	ug/Kg	6.667	☼	8270C	Total/NA
Aluminum	6200		22	11	mg/Kg	1	☼	6010B	Total/NA
Antimony	0.65	J	1.1	0.43	mg/Kg	1	☼	6010B	Total/NA
Barium	75	B	22	0.079	mg/Kg	1	☼	6010B	Total/NA
Beryllium	0.21	J	0.56	0.048	mg/Kg	1	☼	6010B	Total/NA
Calcium	110000	B	2800	89	mg/Kg	5	☼	6010B	Total/NA
Cadmium	0.17	J	0.22	0.040	mg/Kg	1	☼	6010B	Total/NA
Cobalt	6.7		5.6	0.18	mg/Kg	1	☼	6010B	Total/NA
Chromium	11		0.56	0.22	mg/Kg	1	☼	6010B	Total/NA
Copper	13		2.8	0.82	mg/Kg	1	☼	6010B	Total/NA
Iron	13000	B	11	5.5	mg/Kg	1	☼	6010B	Total/NA
Potassium	1400	B	560	6.9	mg/Kg	1	☼	6010B	Total/NA
Magnesium	33000	B	560	5.7	mg/Kg	1	☼	6010B	Total/NA
Manganese	350	B	1.7	0.082	mg/Kg	1	☼	6010B	Total/NA
Sodium	150	J	560	74	mg/Kg	1	☼	6010B	Total/NA
Nickel	18		4.5	0.30	mg/Kg	1	☼	6010B	Total/NA
Vanadium	16	B	5.6	0.13	mg/Kg	1	☼	6010B	Total/NA
Zinc	41		2.2	1.1	mg/Kg	1	☼	6010B	Total/NA
Arsenic	4.8		1.1	0.33	mg/Kg	1	☼	6010B	Total/NA
Lead	8.3		0.33	0.21	mg/Kg	1	☼	6010B	Total/NA
Thallium	0.82	J	1.1	0.61	mg/Kg	1	☼	6010B	Total/NA

Client Sample ID: S-017324-12011-TP-186

Lab Sample ID: 240-6462-25

Analyte	Result	Qualifier	RL	MDL	Unit	Dil Fac	D	Method	Prep Type
Acetone	4.9	J B	7.8	2.4	ug/Kg	1	☼	8260B	Total/NA
2-Butanone (MEK)	0.68	J	7.8	0.54	ug/Kg	1	☼	8260B	Total/NA
Carbon disulfide	0.40	J B	1.9	0.17	ug/Kg	1	☼	8260B	Total/NA
1,2-Dichloroethane	0.22	J	1.9	0.13	ug/Kg	1	☼	8260B	Total/NA
Toluene	0.26	J	1.9	0.10	ug/Kg	1	☼	8260B	Total/NA
Vinyl chloride	0.89	J	1.9	0.15	ug/Kg	1	☼	8260B	Total/NA
cis-1,2-Dichloroethene	0.16	J	1.9	0.14	ug/Kg	1	☼	8260B	Total/NA
2-Methylnaphthalene	16		7.5	3.7	ug/Kg	1	☼	8270C	Total/NA
Benzo[g,h,i]perylene	18		7.5	3.7	ug/Kg	1	☼	8270C	Total/NA
Dibenzofuran	13	J	56	3.7	ug/Kg	1	☼	8270C	Total/NA
Fluoranthene	10		7.5	3.7	ug/Kg	1	☼	8270C	Total/NA
Phenanthrene	41		7.5	3.7	ug/Kg	1	☼	8270C	Total/NA
Pyrene	18		7.5	3.7	ug/Kg	1	☼	8270C	Total/NA
Aluminum	6000		17	8.2	mg/Kg	1	☼	6010B	Total/NA
Antimony	0.46	J	0.85	0.33	mg/Kg	1	☼	6010B	Total/NA
Barium	53	B	17	0.060	mg/Kg	1	☼	6010B	Total/NA
Beryllium	0.30	J	0.43	0.037	mg/Kg	1	☼	6010B	Total/NA
Calcium	88000	B	2100	68	mg/Kg	5	☼	6010B	Total/NA
Cadmium	0.39		0.17	0.031	mg/Kg	1	☼	6010B	Total/NA
Cobalt	6.4		4.3	0.14	mg/Kg	1	☼	6010B	Total/NA
Chromium	9.8		0.43	0.17	mg/Kg	1	☼	6010B	Total/NA
Copper	16		2.1	0.63	mg/Kg	1	☼	6010B	Total/NA
Iron	16000	B	8.5	4.2	mg/Kg	1	☼	6010B	Total/NA
Potassium	1600	B	430	5.3	mg/Kg	1	☼	6010B	Total/NA
Magnesium	32000	B	430	4.3	mg/Kg	1	☼	6010B	Total/NA
Manganese	240	B	1.3	0.063	mg/Kg	1	☼	6010B	Total/NA

Client Sample ID: S-017324-12011-TP-186 (Continued) — Lab Sample ID: 240-6462-25

Analyte	Result	Qualifier	RL	MDL	Unit	Dil Fac	D	Method	Prep Type
Sodium	130	J	430	56	mg/Kg	1	☼	6010B	Total/NA
Nickel	19		3.4	0.23	mg/Kg	1	☼	6010B	Total/NA
Vanadium	16	B	4.3	0.10	mg/Kg	1	☼	6010B	Total/NA
Zinc	43		1.7	0.85	mg/Kg	1	☼	6010B	Total/NA
Arsenic	6.4		0.85	0.26	mg/Kg	1	☼	6010B	Total/NA
Lead	7.5		0.26	0.16	mg/Kg	1	☼	6010B	Total/NA

Client Sample ID: S-017324-12011-TP-187 — Lab Sample ID: 240-6462-26

Analyte	Result	Qualifier	RL	MDL	Unit	Dil Fac	D	Method	Prep Type
Aluminum	1500		20	9.7	mg/Kg	1	☼	6010B	Total/NA
Barium	13	J B	20	0.072	mg/Kg	1	☼	6010B	Total/NA
Calcium	48000	B	510	16	mg/Kg	1	☼	6010B	Total/NA
Cadmium	0.17	J	0.20	0.037	mg/Kg	1	☼	6010B	Total/NA
Cobalt	1.6	J	5.1	0.16	mg/Kg	1	☼	6010B	Total/NA
Chromium	3.6		0.51	0.20	mg/Kg	1	☼	6010B	Total/NA
Copper	5.2		2.5	0.75	mg/Kg	1	☼	6010B	Total/NA
Iron	4800	B	10	5.0	mg/Kg	1	☼	6010B	Total/NA
Potassium	290	J B	510	6.3	mg/Kg	1	☼	6010B	Total/NA
Magnesium	52000	B	510	5.2	mg/Kg	1	☼	6010B	Total/NA
Manganese	190	B	1.5	0.075	mg/Kg	1	☼	6010B	Total/NA
Sodium	120	J	510	67	mg/Kg	1	☼	6010B	Total/NA
Nickel	4.9		4.1	0.27	mg/Kg	1	☼	6010B	Total/NA
Vanadium	6.0	B	5.1	0.12	mg/Kg	1	☼	6010B	Total/NA
Zinc	18		2.0	1.0	mg/Kg	1	☼	6010B	Total/NA
Arsenic	3.3		1.0	0.30	mg/Kg	1	☼	6010B	Total/NA
Lead	4.0		0.30	0.19	mg/Kg	1	☼	6010B	Total/NA
Thallium	0.77	J	1.0	0.56	mg/Kg	1	☼	6010B	Total/NA
Mercury	0.088		0.085	0.013	mg/Kg	1	☼	7471A	Total/NA

Client Sample ID: S-017324-12011-TP-188 — Lab Sample ID: 240-6462-27

Analyte	Result	Qualifier	RL	MDL	Unit	Dil Fac	D	Method	Prep Type
Aluminum	4400		17	8.3	mg/Kg	1	☼	6010B	Total/NA
Antimony	0.60	J	0.86	0.34	mg/Kg	1	☼	6010B	Total/NA
Barium	18	B	17	0.061	mg/Kg	1	☼	6010B	Total/NA
Beryllium	0.23	J	0.43	0.037	mg/Kg	1	☼	6010B	Total/NA
Calcium	40000	B	430	14	mg/Kg	1	☼	6010B	Total/NA
Cadmium	0.11	J	0.17	0.031	mg/Kg	1	☼	6010B	Total/NA
Cobalt	4.3		4.3	0.14	mg/Kg	1	☼	6010B	Total/NA
Chromium	7.5		0.43	0.17	mg/Kg	1	☼	6010B	Total/NA
Copper	11		2.1	0.64	mg/Kg	1	☼	6010B	Total/NA
Iron	10000		8.6	4.2	mg/Kg	1	☼	6010B	Total/NA
Potassium	1100	B	430	5.3	mg/Kg	1	☼	6010B	Total/NA
Magnesium	67000	B	2100	22	mg/Kg	5	☼	6010B	Total/NA
Manganese	180	B	1.3	0.064	mg/Kg	1	☼	6010B	Total/NA
Sodium	150	J	430	57	mg/Kg	1	☼	6010B	Total/NA
Nickel	13		3.4	0.23	mg/Kg	1	☼	6010B	Total/NA
Vanadium	12	B	4.3	0.10	mg/Kg	1	☼	6010B	Total/NA
Zinc	24		1.7	0.86	mg/Kg	1	☼	6010B	Total/NA
Arsenic	3.4		0.86	0.26	mg/Kg	1	☼	6010B	Total/NA
Lead	5.1		0.26	0.16	mg/Kg	1	☼	6010B	Total/NA
Thallium	0.63	J	0.86	0.47	mg/Kg	1	☼	6010B	Total/NA
Mercury	0.016	J	0.086	0.013	mg/Kg	1	☼	7471A	Total/NA

Client Sample ID: S-017324-12011-TP-189 — Lab Sample ID: 240-6462-28

Analyte	Result	Qualifier	RL	MDL	Unit	Dil Fac	D	Method	Prep Type
Acenaphthylene	110		82	40	ug/Kg	10	☼	8270C	Total/NA
Anthracene	140		82	40	ug/Kg	10	☼	8270C	Total/NA
Benzo[a]anthracene	98		82	40	ug/Kg	10	☼	8270C	Total/NA
Benzo[a]pyrene	280		82	40	ug/Kg	10	☼	8270C	Total/NA
Benzo[b]fluoranthene	510		82	40	ug/Kg	10	☼	8270C	Total/NA
Benzo[g,h,i]perylene	1100		82	40	ug/Kg	10	☼	8270C	Total/NA
Benzo[k]fluoranthene	180		82	40	ug/Kg	10	☼	8270C	Total/NA
Chrysene	330		82	13	ug/Kg	10	☼	8270C	Total/NA
Dibenz(a,h)anthracene	190		82	40	ug/Kg	10	☼	8270C	Total/NA
Fluoranthene	150		82	40	ug/Kg	10	☼	8270C	Total/NA
Indeno[1,2,3-cd]pyrene	590		82	40	ug/Kg	10	☼	8270C	Total/NA
Phenanthrene	110		82	40	ug/Kg	10	☼	8270C	Total/NA
Pyrene	200		82	40	ug/Kg	10	☼	8270C	Total/NA
Aluminum	9600		21	9.9	mg/Kg	1	☼	6010B	Total/NA
Antimony	1.2		1.0	0.40	mg/Kg	1	☼	6010B	Total/NA
Barium	110	B	21	0.073	mg/Kg	1	☼	6010B	Total/NA
Beryllium	0.47	J	0.51	0.044	mg/Kg	1	☼	6010B	Total/NA
Calcium	36000	B	510	16	mg/Kg	1	☼	6010B	Total/NA
Cadmium	0.58		0.21	0.037	mg/Kg	1	☼	6010B	Total/NA
Cobalt	8.5		5.1	0.16	mg/Kg	1	☼	6010B	Total/NA
Chromium	16		0.51	0.21	mg/Kg	1	☼	6010B	Total/NA
Copper	250		2.6	0.76	mg/Kg	1	☼	6010B	Total/NA
Iron	23000		10	5.0	mg/Kg	1	☼	6010B	Total/NA
Potassium	1300	B	510	6.4	mg/Kg	1	☼	6010B	Total/NA
Magnesium	16000	B	510	5.2	mg/Kg	1	☼	6010B	Total/NA
Manganese	440	B	1.5	0.076	mg/Kg	1	☼	6010B	Total/NA
Sodium	73	J	510	68	mg/Kg	1	☼	6010B	Total/NA
Nickel	31		4.1	0.28	mg/Kg	1	☼	6010B	Total/NA
Vanadium	28	B	5.1	0.12	mg/Kg	1	☼	6010B	Total/NA
Zinc	110		2.1	1.0	mg/Kg	1	☼	6010B	Total/NA
Arsenic	9.4		1.0	0.31	mg/Kg	1	☼	6010B	Total/NA
Lead	61		0.31	0.19	mg/Kg	1	☼	6010B	Total/NA
Thallium	0.84	J	1.0	0.56	mg/Kg	1	☼	6010B	Total/NA
Mercury	0.61		0.090	0.014	mg/Kg	1	☼	7471A	Total/NA

Client Sample ID: S-017324-12011-TP-190 — Lab Sample ID: 240-6462-29

Analyte	Result	Qualifier	RL	MDL	Unit	Dil Fac	D	Method	Prep Type
1,2-Dichloroethane	0.38	J	2.5	0.17	ug/Kg	1	☼	8260B	Total/NA
Toluene	0.34	J	2.5	0.14	ug/Kg	1	☼	8260B	Total/NA
2-Methylnaphthalene	22		20	9.9	ug/Kg	2.5	☼	8270C	Total/NA
Anthracene	28		20	9.9	ug/Kg	2.5	☼	8270C	Total/NA
Benzo[a]anthracene	110		20	9.9	ug/Kg	2.5	☼	8270C	Total/NA
Benzo[a]pyrene	100		20	9.9	ug/Kg	2.5	☼	8270C	Total/NA
Benzo[b]fluoranthene	200		20	9.9	ug/Kg	2.5	☼	8270C	Total/NA
Benzo[g,h,i]perylene	200		20	9.9	ug/Kg	2.5	☼	8270C	Total/NA
Benzo[k]fluoranthene	70		20	9.9	ug/Kg	2.5	☼	8270C	Total/NA
Chrysene	120		20	3.3	ug/Kg	2.5	☼	8270C	Total/NA
Dibenz(a,h)anthracene	33		20	9.9	ug/Kg	2.5	☼	8270C	Total/NA
Dibenzofuran	18	J	150	9.9	ug/Kg	2.5	☼	8270C	Total/NA
Fluoranthene	150		20	9.9	ug/Kg	2.5	☼	8270C	Total/NA
Indeno[1,2,3-cd]pyrene	150		20	9.9	ug/Kg	2.5	☼	8270C	Total/NA
Naphthalene	13	J	20	9.9	ug/Kg	2.5	☼	8270C	Total/NA
Phenanthrene	180		20	9.9	ug/Kg	2.5	☼	8270C	Total/NA

Client Sample ID: S-017324-12011-TP-190 (Continued)

Lab Sample ID: 240-6462-29

Analyte	Result	Qualifier	RL	MDL	Unit	Dil Fac	D	Method	Prep Type
Pyrene	140		20	9.9	ug/Kg	2.5	☼	8270C	Total/NA
Aluminum	7000		17	8.4	mg/Kg	1	☼	6010B	Total/NA
Antimony	0.67	J	0.87	0.34	mg/Kg	1	☼	6010B	Total/NA
Barium	84	B	17	0.062	mg/Kg	1	☼	6010B	Total/NA
Beryllium	0.50		0.44	0.037	mg/Kg	1	☼	6010B	Total/NA
Calcium	82000	B	2200	70	mg/Kg	5	☼	6010B	Total/NA
Cadmium	0.34		0.17	0.031	mg/Kg	1	☼	6010B	Total/NA
Cobalt	8.3		4.4	0.14	mg/Kg	1	☼	6010B	Total/NA
Chromium	12		0.44	0.17	mg/Kg	1	☼	6010B	Total/NA
Copper	17		2.2	0.64	mg/Kg	1	☼	6010B	Total/NA
Iron	17000		8.7	4.3	mg/Kg	1	☼	6010B	Total/NA
Potassium	890	B	440	5.4	mg/Kg	1	☼	6010B	Total/NA
Magnesium	37000	B	440	4.4	mg/Kg	1	☼	6010B	Total/NA
Manganese	550	B	1.3	0.064	mg/Kg	1	☼	6010B	Total/NA
Sodium	370	J	440	57	mg/Kg	1	☼	6010B	Total/NA
Nickel	20		3.5	0.24	mg/Kg	1	☼	6010B	Total/NA
Vanadium	21	B	4.4	0.10	mg/Kg	1	☼	6010B	Total/NA
Zinc	56		1.7	0.87	mg/Kg	1	☼	6010B	Total/NA
Arsenic	9.0		0.87	0.26	mg/Kg	1	☼	6010B	Total/NA
Lead	20		0.26	0.17	mg/Kg	1	☼	6010B	Total/NA
Thallium	1.5		0.87	0.48	mg/Kg	1	☼	6010B	Total/NA
Mercury	0.044	J	0.077	0.012	mg/Kg	1	☼	7471A	Total/NA

Client Sample ID: S-017324-12011-TP-191

Lab Sample ID: 240-6462-30

Analyte	Result	Qualifier	RL	MDL	Unit	Dil Fac	D	Method	Prep Type
Acetone	12	B	12	3.9	ug/Kg	1	☼	8260B	Total/NA
2-Butanone (MEK)	1.6	J	12	0.87	ug/Kg	1	☼	8260B	Total/NA
Carbon disulfide	4.1	B	3.1	0.27	ug/Kg	1	☼	8260B	Total/NA
1,2-Dichloroethane	0.39	J	3.1	0.21	ug/Kg	1	☼	8260B	Total/NA
Toluene	0.42	J	3.1	0.17	ug/Kg	1	☼	8260B	Total/NA
Cyclohexane	0.31	J	6.2	0.20	ug/Kg	1	☼	8260B	Total/NA
Methylcyclohexane	0.70	J	6.2	0.19	ug/Kg	1	☼	8260B	Total/NA
1,1'-Biphenyl	1500	J	1600	860	ug/Kg	25	☼	8270C	Total/NA
2-Methylnaphthalene	920		210	110	ug/Kg	25	☼	8270C	Total/NA
Acenaphthene	16000		210	110	ug/Kg	25	☼	8270C	Total/NA
Acenaphthylene	1100		210	110	ug/Kg	25	☼	8270C	Total/NA
Anthracene	6600		210	110	ug/Kg	25	☼	8270C	Total/NA
Benzo[a]anthracene	4900		210	110	ug/Kg	25	☼	8270C	Total/NA
Benzo[a]pyrene	2900		210	110	ug/Kg	25	☼	8270C	Total/NA
Benzo[b]fluoranthene	4400		210	110	ug/Kg	25	☼	8270C	Total/NA
Benzo[g,h,i]perylene	1300		210	110	ug/Kg	25	☼	8270C	Total/NA
Benzo[k]fluoranthene	1200		210	110	ug/Kg	25	☼	8270C	Total/NA
Carbazole	2000		1600	860	ug/Kg	25	☼	8270C	Total/NA
Chrysene	5000		210	35	ug/Kg	25	☼	8270C	Total/NA
Dibenz(a,h)anthracene	440		210	110	ug/Kg	25	☼	8270C	Total/NA
Dibenzofuran	11000		1600	110	ug/Kg	25	☼	8270C	Total/NA
Fluoranthene	21000		210	110	ug/Kg	25	☼	8270C	Total/NA
Fluorene	16000		210	110	ug/Kg	25	☼	8270C	Total/NA
Indeno[1,2,3-cd]pyrene	1200		210	110	ug/Kg	25	☼	8270C	Total/NA
Naphthalene	4700		210	110	ug/Kg	25	☼	8270C	Total/NA
Phenanthrene	35000		210	110	ug/Kg	25	☼	8270C	Total/NA
Pyrene	13000		210	110	ug/Kg	25	☼	8270C	Total/NA
Aroclor-1248	580		42	22	ug/Kg	1	☼	8082	Total/NA

Client Sample ID: S-017324-12011-TP-191 (Continued)

Lab Sample ID: 240-6462-30

Analyte	Result	Qualifier	RL	MDL	Unit	Dil Fac	D	Method	Prep Type
Aroclor-1260	79		42	22	ug/Kg	1	☼	8082	Total/NA
Aluminum	3400		21	10	mg/Kg	1	☼	6010B	Total/NA
Antimony	5.3		1.0	0.41	mg/Kg	1	☼	6010B	Total/NA
Barium	280	B	21	0.074	mg/Kg	1	☼	6010B	Total/NA
Beryllium	0.35	J	0.52	0.045	mg/Kg	1	☼	6010B	Total/NA
Calcium	110000	B	2600	83	mg/Kg	5	☼	6010B	Total/NA
Cadmium	0.77		0.21	0.037	mg/Kg	1	☼	6010B	Total/NA
Cobalt	5.2		5.2	0.17	mg/Kg	1	☼	6010B	Total/NA
Chromium	52		0.52	0.21	mg/Kg	1	☼	6010B	Total/NA
Copper	140		2.6	0.77	mg/Kg	1	☼	6010B	Total/NA
Iron	19000		10	5.1	mg/Kg	1	☼	6010B	Total/NA
Potassium	600	B	520	6.4	mg/Kg	1	☼	6010B	Total/NA
Magnesium	62000	B	520	5.3	mg/Kg	1	☼	6010B	Total/NA
Manganese	190	B	1.6	0.077	mg/Kg	1	☼	6010B	Total/NA
Silver	0.11	J	0.52	0.10	mg/Kg	1	☼	6010B	Total/NA
Sodium	170	J	520	69	mg/Kg	1	☼	6010B	Total/NA
Nickel	38		4.2	0.28	mg/Kg	1	☼	6010B	Total/NA
Vanadium	13	B	5.2	0.12	mg/Kg	1	☼	6010B	Total/NA
Zinc	130		2.1	1.0	mg/Kg	1	☼	6010B	Total/NA
Arsenic	12		1.0	0.31	mg/Kg	1	☼	6010B	Total/NA
Lead	350		0.31	0.20	mg/Kg	1	☼	6010B	Total/NA
Mercury	0.31		0.086	0.013	mg/Kg	1	☼	7471A	Total/NA

Client Sample ID: S-017324-12011-TP-192

Lab Sample ID: 240-6462-31

Analyte	Result	Qualifier	RL	MDL	Unit	Dil Fac	D	Method	Prep Type
Acetone	10	B	7.8	2.4	ug/Kg	1	☼	8260B	Total/NA
2-Butanone (MEK)	1.4	J	7.8	0.54	ug/Kg	1	☼	8260B	Total/NA
Carbon disulfide	0.36	J B	1.9	0.17	ug/Kg	1	☼	8260B	Total/NA
1,2-Dichloroethane	0.28	J	1.9	0.13	ug/Kg	1	☼	8260B	Total/NA
Toluene	0.27	J	1.9	0.10	ug/Kg	1	☼	8260B	Total/NA
Vinyl chloride	0.15	J	1.9	0.15	ug/Kg	1	☼	8260B	Total/NA
cis-1,2-Dichloroethene	0.21	J	1.9	0.14	ug/Kg	1	☼	8260B	Total/NA
2-Methylnaphthalene	4.2	J	7.5	3.7	ug/Kg	1	☼	8270C	Total/NA
Acenaphthene	20		7.5	3.7	ug/Kg	1	☼	8270C	Total/NA
Anthracene	12		7.5	3.7	ug/Kg	1	☼	8270C	Total/NA
Benzo[a]anthracene	15		7.5	3.7	ug/Kg	1	☼	8270C	Total/NA
Benzo[a]pyrene	8.1		7.5	3.7	ug/Kg	1	☼	8270C	Total/NA
Benzo[b]fluoranthene	12		7.5	3.7	ug/Kg	1	☼	8270C	Total/NA
Benzo[k]fluoranthene	5.7	J	7.5	3.7	ug/Kg	1	☼	8270C	Total/NA
Chrysene	14		7.5	1.2	ug/Kg	1	☼	8270C	Total/NA
Dibenzofuran	16	J	56	3.7	ug/Kg	1	☼	8270C	Total/NA
Fluoranthene	47		7.5	3.7	ug/Kg	1	☼	8270C	Total/NA
Fluorene	23		7.5	3.7	ug/Kg	1	☼	8270C	Total/NA
Naphthalene	16		7.5	3.7	ug/Kg	1	☼	8270C	Total/NA
Phenanthrene	71		7.5	3.7	ug/Kg	1	☼	8270C	Total/NA
Pyrene	33		7.5	3.7	ug/Kg	1	☼	8270C	Total/NA
Aluminum	4200		15	7.2	mg/Kg	1	☼	6010B	Total/NA
Antimony	0.37	J	0.75	0.29	mg/Kg	1	☼	6010B	Total/NA
Barium	31	B	15	0.054	mg/Kg	1	☼	6010B	Total/NA
Beryllium	0.16	J	0.38	0.032	mg/Kg	1	☼	6010B	Total/NA
Calcium	130000	B	1900	60	mg/Kg	5	☼	6010B	Total/NA
Cadmium	0.20		0.15	0.027	mg/Kg	1	☼	6010B	Total/NA
Cobalt	4.0		3.8	0.12	mg/Kg	1	☼	6010B	Total/NA

Client Sample ID: S-017324-12011-TP-192 (Continued)

Lab Sample ID: 240-6462-31

Analyte	Result	Qualifier	RL	MDL	Unit	Dil Fac	D	Method	Prep Type
Chromium	9.9		0.38	0.15	mg/Kg	1	☼	6010B	Total/NA
Copper	9.9		1.9	0.56	mg/Kg	1	☼	6010B	Total/NA
Iron	9100		7.5	3.7	mg/Kg	1	☼	6010B	Total/NA
Potassium	830	B	380	4.7	mg/Kg	1	☼	6010B	Total/NA
Magnesium	66000	B	1900	19	mg/Kg	5	☼	6010B	Total/NA
Manganese	220	B	1.1	0.056	mg/Kg	1	☼	6010B	Total/NA
Sodium	240	J	380	50	mg/Kg	1	☼	6010B	Total/NA
Nickel	12		3.0	0.20	mg/Kg	1	☼	6010B	Total/NA
Vanadium	11	B	3.8	0.090	mg/Kg	1	☼	6010B	Total/NA
Zinc	31		1.5	0.75	mg/Kg	1	☼	6010B	Total/NA
Arsenic	4.1		0.75	0.23	mg/Kg	1	☼	6010B	Total/NA
Lead	4.8		0.23	0.14	mg/Kg	1	☼	6010B	Total/NA
Thallium	0.96		0.75	0.41	mg/Kg	1	☼	6010B	Total/NA

Client: Conestoga-Rovers & Associates, Inc.
Project/Site: 17324-T07, RACER Former MTM

TestAmerica Job ID: 240-6462-1

Client Sample ID: S-017324-12011-TP-162
Date Collected: 12/01/11 08:05
Date Received: 12/02/11 09:15

Lab Sample ID: 240-6462-1
Matrix: Solid
Percent Solids: 92.0

Method: 8270C - Semivolatile Organic Compounds (GC/MS)

Analyte	Result	Qualifier	RL	MDL	Unit	D	Prepared	Analyzed	Dil Fac
1,1'-Biphenyl	54	U	54	29	ug/Kg	☼	12/06/11 08:54	12/08/11 21:21	1
2,2'-oxybis[1-chloropropane]	110	U	110	10	ug/Kg	☼	12/06/11 08:54	12/08/11 21:21	1
2,4,5-Trichlorophenol	160	U	160	27	ug/Kg	☼	12/06/11 08:54	12/08/11 21:21	1
2,4,6-Trichlorophenol	160	U	160	87	ug/Kg	☼	12/06/11 08:54	12/08/11 21:21	1
2,4-Dichlorophenol	160	U	160	22	ug/Kg	☼	12/06/11 08:54	12/08/11 21:21	1
2,4-Dimethylphenol	160	U	160	22	ug/Kg	☼	12/06/11 08:54	12/08/11 21:21	1
2,4-Dinitrophenol	360	U	360	87	ug/Kg	☼	12/06/11 08:54	12/08/11 21:21	1
2,4-Dinitrotoluene	220	U	220	29	ug/Kg	☼	12/06/11 08:54	12/08/11 21:21	1
2,6-Dinitrotoluene	220	U	220	23	ug/Kg	☼	12/06/11 08:54	12/08/11 21:21	1
2-Chloronaphthalene	54	U	54	3.6	ug/Kg	☼	12/06/11 08:54	12/08/11 21:21	1
2-Chlorophenol	54	U	54	29	ug/Kg	☼	12/06/11 08:54	12/08/11 21:21	1
2-Methylnaphthalene	7.2	U	7.2	3.6	ug/Kg	☼	12/06/11 08:54	12/08/11 21:21	1
2-Methylphenol	220	U	220	87	ug/Kg	☼	12/06/11 08:54	12/08/11 21:21	1
2-Nitroaniline	220	U	220	9.9	ug/Kg	☼	12/06/11 08:54	12/08/11 21:21	1
2-Nitrophenol	54	U	54	29	ug/Kg	☼	12/06/11 08:54	12/08/11 21:21	1
3,3'-Dichlorobenzidine	110	U	110	20	ug/Kg	☼	12/06/11 08:54	12/08/11 21:21	1
3-Nitroaniline	220	U	220	17	ug/Kg	☼	12/06/11 08:54	12/08/11 21:21	1
4,6-Dinitro-2-methylphenol	160	U	160	87	ug/Kg	☼	12/06/11 08:54	12/08/11 21:21	1
4-Bromophenyl phenyl ether	54	U	54	14	ug/Kg	☼	12/06/11 08:54	12/08/11 21:21	1
4-Chloro-3-methylphenol	160	U	160	23	ug/Kg	☼	12/06/11 08:54	12/08/11 21:21	1
4-Chloroaniline	160	U	160	18	ug/Kg	☼	12/06/11 08:54	12/08/11 21:21	1
4-Chlorophenyl phenyl ether	54	U	54	14	ug/Kg	☼	12/06/11 08:54	12/08/11 21:21	1
4-Nitroaniline	220	U	220	28	ug/Kg	☼	12/06/11 08:54	12/08/11 21:21	1
4-Nitrophenol	360	U	360	87	ug/Kg	☼	12/06/11 08:54	12/08/11 21:21	1
Acenaphthene	7.2	U	7.2	3.6	ug/Kg	☼	12/06/11 08:54	12/08/11 21:21	1
Acenaphthylene	7.2	U	7.2	3.6	ug/Kg	☼	12/06/11 08:54	12/08/11 21:21	1
Acetophenone	110	U	110	10	ug/Kg	☼	12/06/11 08:54	12/08/11 21:21	1
Anthracene	7.2	U	7.2	3.6	ug/Kg	☼	12/06/11 08:54	12/08/11 21:21	1
Atrazine	220	U	220	9.9	ug/Kg	☼	12/06/11 08:54	12/08/11 21:21	1
Benzaldehyde	110	U	110	13	ug/Kg	☼	12/06/11 08:54	12/08/11 21:21	1
Benzo[a]anthracene	7.2	U	7.2	3.6	ug/Kg	☼	12/06/11 08:54	12/08/11 21:21	1
Benzo[a]pyrene	7.2	U	7.2	3.6	ug/Kg	☼	12/06/11 08:54	12/08/11 21:21	1
Benzo[b]fluoranthene	7.2	U	7.2	3.6	ug/Kg	☼	12/06/11 08:54	12/08/11 21:21	1
Benzo[g,h,i]perylene	7.2	U	7.2	3.6	ug/Kg	☼	12/06/11 08:54	12/08/11 21:21	1
Benzo[k]fluoranthene	7.2	U	7.2	3.6	ug/Kg	☼	12/06/11 08:54	12/08/11 21:21	1
Bis(2-chloroethoxy)methane	110	U	110	24	ug/Kg	☼	12/06/11 08:54	12/08/11 21:21	1
Bis(2-chloroethyl)ether	110	U	110	2.2	ug/Kg	☼	12/06/11 08:54	12/08/11 21:21	1
Bis(2-ethylhexyl) phthalate	54	U	54	21	ug/Kg	☼	12/06/11 08:54	12/08/11 21:21	1
Butyl benzyl phthalate	54	U	54	11	ug/Kg	☼	12/06/11 08:54	12/08/11 21:21	1
Caprolactam	360	U	360	40	ug/Kg	☼	12/06/11 08:54	12/08/11 21:21	1
Carbazole	54	U	54	29	ug/Kg	☼	12/06/11 08:54	12/08/11 21:21	1
Chrysene	7.2	U	7.2	1.2	ug/Kg	☼	12/06/11 08:54	12/08/11 21:21	1
Dibenz(a,h)anthracene	7.2	U	7.2	3.6	ug/Kg	☼	12/06/11 08:54	12/08/11 21:21	1
Dibenzofuran	54	U	54	3.6	ug/Kg	☼	12/06/11 08:54	12/08/11 21:21	1
Diethyl phthalate	54	U	54	17	ug/Kg	☼	12/06/11 08:54	12/08/11 21:21	1
Dimethyl phthalate	54	U	54	18	ug/Kg	☼	12/06/11 08:54	12/08/11 21:21	1
Di-n-butyl phthalate	54	U	54	16	ug/Kg	☼	12/06/11 08:54	12/08/11 21:21	1
Di-n-octyl phthalate	54	U	54	29	ug/Kg	☼	12/06/11 08:54	12/08/11 21:21	1
Fluoranthene	7.2	U	7.2	3.6	ug/Kg	☼	12/06/11 08:54	12/08/11 21:21	1
Fluorene	7.2	U	7.2	3.6	ug/Kg	☼	12/06/11 08:54	12/08/11 21:21	1

Client Sample ID: S-017324-12011-TP-162
Date Collected: 12/01/11 08:05
Date Received: 12/02/11 09:15

Lab Sample ID: 240-6462-1
Matrix: Solid
Percent Solids: 92.0

Method: 8270C - Semivolatile Organic Compounds (GC/MS) (Continued)

Analyte	Result	Qualifier	RL	MDL	Unit	D	Prepared	Analyzed	Dil Fac
Hexachlorobenzene	7.2	U	7.2	2.3	ug/Kg	☼	12/06/11 08:54	12/08/11 21:21	1
Hexachlorobutadiene	54	U	54	29	ug/Kg	☼	12/06/11 08:54	12/08/11 21:21	1
Hexachlorocyclopentadiene	360	U	360	29	ug/Kg	☼	12/06/11 08:54	12/08/11 21:21	1
Hexachloroethane	54	U	54	9.8	ug/Kg	☼	12/06/11 08:54	12/08/11 21:21	1
Indeno[1,2,3-cd]pyrene	7.2	U	7.2	3.6	ug/Kg	☼	12/06/11 08:54	12/08/11 21:21	1
Isophorone	54	U	54	14	ug/Kg	☼	12/06/11 08:54	12/08/11 21:21	1
Naphthalene	7.2	U	7.2	3.6	ug/Kg	☼	12/06/11 08:54	12/08/11 21:21	1
Nitrobenzene	110	U	110	2.4	ug/Kg	☼	12/06/11 08:54	12/08/11 21:21	1
N-Nitrosodi-n-propylamine	54	U	54	29	ug/Kg	☼	12/06/11 08:54	12/08/11 21:21	1
N-Nitrosodiphenylamine	54	U	54	23	ug/Kg	☼	12/06/11 08:54	12/08/11 21:21	1
Pentachlorophenol	160	U	160	87	ug/Kg	☼	12/06/11 08:54	12/08/11 21:21	1
Phenol	54	U	54	29	ug/Kg	☼	12/06/11 08:54	12/08/11 21:21	1
Phenanthrene	7.2	U	7.2	3.6	ug/Kg	☼	12/06/11 08:54	12/08/11 21:21	1
Pyrene	7.2	U	7.2	3.6	ug/Kg	☼	12/06/11 08:54	12/08/11 21:21	1
3 & 4 Methylphenol	430	U	430	22	ug/Kg	☼	12/06/11 08:54	12/08/11 21:21	1

Surrogate	*%Recovery*	*Qualifier*	*Limits*	*Prepared*	*Analyzed*	*Dil Fac*
2-Fluorobiphenyl (Surr)	*60*		*34 - 110*	*12/06/11 08:54*	*12/08/11 21:21*	*1*
2-Fluorophenol (Surr)	*69*		*26 - 110*	*12/06/11 08:54*	*12/08/11 21:21*	*1*
2,4,6-Tribromophenol (Surr)	*19*		*10 - 118*	*12/06/11 08:54*	*12/08/11 21:21*	*1*
Nitrobenzene-d5 (Surr)	*61*		*24 - 112*	*12/06/11 08:54*	*12/08/11 21:21*	*1*
Phenol-d5 (Surr)	*63*		*28 - 110*	*12/06/11 08:54*	*12/08/11 21:21*	*1*
Terphenyl-d14 (Surr)	*75*		*41 - 119*	*12/06/11 08:54*	*12/08/11 21:21*	*1*

Method: 8015B - Gasoline Range Organics - (GC)

Analyte	Result	Qualifier	RL	MDL	Unit	D	Prepared	Analyzed	Dil Fac
C6-C10	**22**	**J**	45	21	ug/Kg	☼	12/02/11 23:03	12/13/11 13:50	1

Surrogate	*%Recovery*	*Qualifier*	*Limits*	*Prepared*	*Analyzed*	*Dil Fac*
Trifluorotoluene (Surr)	*92*		*10 - 150*	*12/02/11 23:03*	*12/13/11 13:50*	*1*

Method: 8015B - Diesel Range Organics (DRO) (GC)

Analyte	Result	Qualifier	RL	MDL	Unit	D	Prepared	Analyzed	Dil Fac
C10-C20	18	U	18	10	mg/Kg	☼	12/06/11 08:16	12/08/11 16:26	1
C20-C34	**17**	**J B**	18	10	mg/Kg	☼	12/06/11 08:16	12/08/11 16:26	1

Surrogate	*%Recovery*	*Qualifier*	*Limits*	*Prepared*	*Analyzed*	*Dil Fac*
n-Nonane	*45*		*10 - 110*	*12/06/11 08:16*	*12/08/11 16:26*	*1*

Client: Conestoga-Rovers & Associates, Inc.
Project/Site: 17324-T07, RACER Former MTM

TestAmerica Job ID: 240-6462-1

Client Sample ID: S-017324-12011-TP-163
Date Collected: 12/01/11 08:15
Date Received: 12/02/11 09:15

Lab Sample ID: 240-6462-2
Matrix: Solid
Percent Solids: 93.4

Method: 8270C - Semivolatile Organic Compounds (GC/MS)

Analyte	Result	Qualifier	RL	MDL	Unit	D	Prepared	Analyzed	Dil Fac
1,1'-Biphenyl	530	U	530	290	ug/Kg	☼	12/06/11 08:54	12/08/11 23:17	10
2,2'-oxybis[1-chloropropane]	1100	U	1100	100	ug/Kg	☼	12/06/11 08:54	12/08/11 23:17	10
2,4,5-Trichlorophenol	1600	U	1600	270	ug/Kg	☼	12/06/11 08:54	12/08/11 23:17	10
2,4,6-Trichlorophenol	1600	U	1600	850	ug/Kg	☼	12/06/11 08:54	12/08/11 23:17	10
2,4-Dichlorophenol	1600	U	1600	210	ug/Kg	☼	12/06/11 08:54	12/08/11 23:17	10
2,4-Dimethylphenol	1600	U	1600	210	ug/Kg	☼	12/06/11 08:54	12/08/11 23:17	10
2,4-Dinitrophenol	3500	U	3500	850	ug/Kg	☼	12/06/11 08:54	12/08/11 23:17	10
2,4-Dinitrotoluene	2100	U	2100	290	ug/Kg	☼	12/06/11 08:54	12/08/11 23:17	10
2,6-Dinitrotoluene	2100	U	2100	220	ug/Kg	☼	12/06/11 08:54	12/08/11 23:17	10
2-Chloronaphthalene	530	U	530	35	ug/Kg	☼	12/06/11 08:54	12/08/11 23:17	10
2-Chlorophenol	530	U	530	290	ug/Kg	☼	12/06/11 08:54	12/08/11 23:17	10
2-Methylnaphthalene	71	U	71	35	ug/Kg	☼	12/06/11 08:54	12/08/11 23:17	10
2-Methylphenol	2100	U	2100	850	ug/Kg	☼	12/06/11 08:54	12/08/11 23:17	10
2-Nitroaniline	2100	U	2100	97	ug/Kg	☼	12/06/11 08:54	12/08/11 23:17	10
2-Nitrophenol	530	U	530	290	ug/Kg	☼	12/06/11 08:54	12/08/11 23:17	10
3,3'-Dichlorobenzidine	1100	U	1100	190	ug/Kg	☼	12/06/11 08:54	12/08/11 23:17	10
3-Nitroaniline	2100	U	2100	170	ug/Kg	☼	12/06/11 08:54	12/08/11 23:17	10
4,6-Dinitro-2-methylphenol	1600	U	1600	850	ug/Kg	☼	12/06/11 08:54	12/08/11 23:17	10
4-Bromophenyl phenyl ether	530	U	530	140	ug/Kg	☼	12/06/11 08:54	12/08/11 23:17	10
4-Chloro-3-methylphenol	1600	U	1600	220	ug/Kg	☼	12/06/11 08:54	12/08/11 23:17	10
4-Chloroaniline	1600	U	1600	180	ug/Kg	☼	12/06/11 08:54	12/08/11 23:17	10
4-Chlorophenyl phenyl ether	530	U	530	140	ug/Kg	☼	12/06/11 08:54	12/08/11 23:17	10
4-Nitroaniline	2100	U	2100	280	ug/Kg	☼	12/06/11 08:54	12/08/11 23:17	10
4-Nitrophenol	3500	U	3500	850	ug/Kg	☼	12/06/11 08:54	12/08/11 23:17	10
Acenaphthene	71	U	71	35	ug/Kg	☼	12/06/11 08:54	12/08/11 23:17	10
Acenaphthylene	71	U	71	35	ug/Kg	☼	12/06/11 08:54	12/08/11 23:17	10
Acetophenone	1100	U	1100	98	ug/Kg	☼	12/06/11 08:54	12/08/11 23:17	10
Anthracene	71	U	71	35	ug/Kg	☼	12/06/11 08:54	12/08/11 23:17	10
Atrazine	2100	U	2100	97	ug/Kg	☼	12/06/11 08:54	12/08/11 23:17	10
Benzaldehyde	1100	U	1100	130	ug/Kg	☼	12/06/11 08:54	12/08/11 23:17	10
Benzo[a]anthracene	71	U	71	35	ug/Kg	☼	12/06/11 08:54	12/08/11 23:17	10
Benzo[a]pyrene	**42**	**J**	71	35	ug/Kg	☼	12/06/11 08:54	12/08/11 23:17	10
Benzo[b]fluoranthene	**67**	**J**	71	35	ug/Kg	☼	12/06/11 08:54	12/08/11 23:17	10
Benzo[g,h,i]perylene	71	U	71	35	ug/Kg	☼	12/06/11 08:54	12/08/11 23:17	10
Benzo[k]fluoranthene	71	U	71	35	ug/Kg	☼	12/06/11 08:54	12/08/11 23:17	10
Bis(2-chloroethoxy)methane	1100	U	1100	230	ug/Kg	☼	12/06/11 08:54	12/08/11 23:17	10
Bis(2-chloroethyl)ether	1100	U	1100	21	ug/Kg	☼	12/06/11 08:54	12/08/11 23:17	10
Bis(2-ethylhexyl) phthalate	530	U	530	200	ug/Kg	☼	12/06/11 08:54	12/08/11 23:17	10
Butyl benzyl phthalate	530	U	530	110	ug/Kg	☼	12/06/11 08:54	12/08/11 23:17	10
Caprolactam	3500	U	3500	400	ug/Kg	☼	12/06/11 08:54	12/08/11 23:17	10
Carbazole	530	U	530	290	ug/Kg	☼	12/06/11 08:54	12/08/11 23:17	10
Chrysene	71	U	71	12	ug/Kg	☼	12/06/11 08:54	12/08/11 23:17	10
Dibenz(a,h)anthracene	71	U	71	35	ug/Kg	☼	12/06/11 08:54	12/08/11 23:17	10
Dibenzofuran	530	U	530	35	ug/Kg	☼	12/06/11 08:54	12/08/11 23:17	10
Diethyl phthalate	530	U	530	170	ug/Kg	☼	12/06/11 08:54	12/08/11 23:17	10
Dimethyl phthalate	530	U	530	180	ug/Kg	☼	12/06/11 08:54	12/08/11 23:17	10
Di-n-butyl phthalate	530	U	530	160	ug/Kg	☼	12/06/11 08:54	12/08/11 23:17	10
Di-n-octyl phthalate	530	U	530	290	ug/Kg	☼	12/06/11 08:54	12/08/11 23:17	10
Fluoranthene	**75**		71	35	ug/Kg	☼	12/06/11 08:54	12/08/11 23:17	10
Fluorene	71	U	71	35	ug/Kg	☼	12/06/11 08:54	12/08/11 23:17	10

Client Sample ID: S-017324-12011-TP-163
Date Collected: 12/01/11 08:15
Date Received: 12/02/11 09:15

Lab Sample ID: 240-6462-2
Matrix: Solid
Percent Solids: 93.4

Method: 8270C - Semivolatile Organic Compounds (GC/MS) (Continued)

Analyte	Result	Qualifier	RL	MDL	Unit	D	Prepared	Analyzed	Dil Fac
Hexachlorobenzene	71	U	71	22	ug/Kg	☼	12/06/11 08:54	12/08/11 23:17	10
Hexachlorobutadiene	530	U	530	290	ug/Kg	☼	12/06/11 08:54	12/08/11 23:17	10
Hexachlorocyclopentadiene	3500	U	3500	290	ug/Kg	☼	12/06/11 08:54	12/08/11 23:17	10
Hexachloroethane	530	U	530	96	ug/Kg	☼	12/06/11 08:54	12/08/11 23:17	10
Indeno[1,2,3-cd]pyrene	71	U	71	35	ug/Kg	☼	12/06/11 08:54	12/08/11 23:17	10
Isophorone	530	U	530	140	ug/Kg	☼	12/06/11 08:54	12/08/11 23:17	10
Naphthalene	71	U	71	35	ug/Kg	☼	12/06/11 08:54	12/08/11 23:17	10
Nitrobenzene	1100	U	1100	23	ug/Kg	☼	12/06/11 08:54	12/08/11 23:17	10
N-Nitrosodi-n-propylamine	530	U	530	290	ug/Kg	☼	12/06/11 08:54	12/08/11 23:17	10
N-Nitrosodiphenylamine	530	U	530	220	ug/Kg	☼	12/06/11 08:54	12/08/11 23:17	10
Pentachlorophenol	1600	U	1600	850	ug/Kg	☼	12/06/11 08:54	12/08/11 23:17	10
Phenol	530	U	530	290	ug/Kg	☼	12/06/11 08:54	12/08/11 23:17	10
Phenanthrene	71	U	71	35	ug/Kg	☼	12/06/11 08:54	12/08/11 23:17	10
Pyrene	**87**		71	35	ug/Kg	☼	12/06/11 08:54	12/08/11 23:17	10
3 & 4 Methylphenol	4300	U	4300	210	ug/Kg	☼	12/06/11 08:54	12/08/11 23:17	10

Surrogate	*%Recovery*	*Qualifier*	*Limits*	*Prepared*	*Analyzed*	*Dil Fac*
2-Fluorobiphenyl (Surr)	*66*		*34 - 110*	*12/06/11 08:54*	*12/08/11 23:17*	*10*
2-Fluorophenol (Surr)	*67*		*26 - 110*	*12/06/11 08:54*	*12/08/11 23:17*	*10*
2,4,6-Tribromophenol (Surr)	*19*		*10 - 118*	*12/06/11 08:54*	*12/08/11 23:17*	*10*
Nitrobenzene-d5 (Surr)	*45*		*24 - 112*	*12/06/11 08:54*	*12/08/11 23:17*	*10*
Phenol-d5 (Surr)	*55*		*28 - 110*	*12/06/11 08:54*	*12/08/11 23:17*	*10*
Terphenyl-d14 (Surr)	*83*		*41 - 119*	*12/06/11 08:54*	*12/08/11 23:17*	*10*

Method: 8015B - Gasoline Range Organics - (GC)

Analyte	Result	Qualifier	RL	MDL	Unit	D	Prepared	Analyzed	Dil Fac
C6-C10	**33**	**J**	45	21	ug/Kg	☼	12/02/11 23:03	12/13/11 14:24	1

Surrogate	*%Recovery*	*Qualifier*	*Limits*	*Prepared*	*Analyzed*	*Dil Fac*
Trifluorotoluene (Surr)	*99*		*10 - 150*	*12/02/11 23:03*	*12/13/11 14:24*	*1*

Method: 8015B - Diesel Range Organics (DRO) (GC)

Analyte	Result	Qualifier	RL	MDL	Unit	D	Prepared	Analyzed	Dil Fac
C10-C20	**120**		89	50	mg/Kg	☼	12/06/11 08:16	12/12/11 18:04	5
C20-C34	**320**	**B**	89	50	mg/Kg	☼	12/06/11 08:16	12/12/11 18:04	5

Surrogate	*%Recovery*	*Qualifier*	*Limits*	*Prepared*	*Analyzed*	*Dil Fac*
n-Nonane	*39*		*10 - 110*	*12/06/11 08:16*	*12/12/11 18:04*	*5*

Client: Conestoga-Rovers & Associates, Inc.
Project/Site: 17324-T07, RACER Former MTM

TestAmerica Job ID: 240-6462-1

Client Sample ID: S-017324-12011-TP-166
Date Collected: 12/01/11 09:15
Date Received: 12/02/11 09:15

Lab Sample ID: 240-6462-5
Matrix: Solid
Percent Solids: 94.0

Method: 8270C - Semivolatile Organic Compounds (GC/MS)

Analyte	Result	Qualifier	RL	MDL	Unit	D	Prepared	Analyzed	Dil Fac
1,1'-Biphenyl	270	U	270	140	ug/Kg	☼	12/06/11 08:54	12/08/11 22:44	5
2,2'-oxybis[1-chloropropane]	530	U	530	50	ug/Kg	☼	12/06/11 08:54	12/08/11 22:44	5
2,4,5-Trichlorophenol	800	U	800	130	ug/Kg	☼	12/06/11 08:54	12/08/11 22:44	5
2,4,6-Trichlorophenol	800	U	800	430	ug/Kg	☼	12/06/11 08:54	12/08/11 22:44	5
2,4-Dichlorophenol	800	U	800	110	ug/Kg	☼	12/06/11 08:54	12/08/11 22:44	5
2,4-Dimethylphenol	800	U	800	110	ug/Kg	☼	12/06/11 08:54	12/08/11 22:44	5
2,4-Dinitrophenol	1800	U	1800	430	ug/Kg	☼	12/06/11 08:54	12/08/11 22:44	5
2,4-Dinitrotoluene	1100	U	1100	140	ug/Kg	☼	12/06/11 08:54	12/08/11 22:44	5
2,6-Dinitrotoluene	1100	U	1100	110	ug/Kg	☼	12/06/11 08:54	12/08/11 22:44	5
2-Chloronaphthalene	270	U	270	18	ug/Kg	☼	12/06/11 08:54	12/08/11 22:44	5
2-Chlorophenol	270	U	270	140	ug/Kg	☼	12/06/11 08:54	12/08/11 22:44	5
2-Methylnaphthalene	**630**		35	18	ug/Kg	☼	12/06/11 08:54	12/08/11 22:44	5
2-Methylphenol	1100	U	1100	430	ug/Kg	☼	12/06/11 08:54	12/08/11 22:44	5
2-Nitroaniline	1100	U	1100	48	ug/Kg	☼	12/06/11 08:54	12/08/11 22:44	5
2-Nitrophenol	270	U	270	140	ug/Kg	☼	12/06/11 08:54	12/08/11 22:44	5
3,3'-Dichlorobenzidine	530	U	530	96	ug/Kg	☼	12/06/11 08:54	12/08/11 22:44	5
3-Nitroaniline	1100	U	1100	85	ug/Kg	☼	12/06/11 08:54	12/08/11 22:44	5
4,6-Dinitro-2-methylphenol	800	U	800	430	ug/Kg	☼	12/06/11 08:54	12/08/11 22:44	5
4-Bromophenyl phenyl ether	270	U	270	69	ug/Kg	☼	12/06/11 08:54	12/08/11 22:44	5
4-Chloro-3-methylphenol	800	U	800	110	ug/Kg	☼	12/06/11 08:54	12/08/11 22:44	5
4-Chloroaniline	800	U	800	90	ug/Kg	☼	12/06/11 08:54	12/08/11 22:44	5
4-Chlorophenyl phenyl ether	270	U	270	69	ug/Kg	☼	12/06/11 08:54	12/08/11 22:44	5
4-Nitroaniline	1100	U	1100	140	ug/Kg	☼	12/06/11 08:54	12/08/11 22:44	5
4-Nitrophenol	1800	U	1800	430	ug/Kg	☼	12/06/11 08:54	12/08/11 22:44	5
Acenaphthene	**120**		35	18	ug/Kg	☼	12/06/11 08:54	12/08/11 22:44	5
Acenaphthylene	35	U	35	18	ug/Kg	☼	12/06/11 08:54	12/08/11 22:44	5
Acetophenone	530	U	530	49	ug/Kg	☼	12/06/11 08:54	12/08/11 22:44	5
Anthracene	35	U	35	18	ug/Kg	☼	12/06/11 08:54	12/08/11 22:44	5
Atrazine	1100	U	1100	48	ug/Kg	☼	12/06/11 08:54	12/08/11 22:44	5
Benzaldehyde	530	U	530	64	ug/Kg	☼	12/06/11 08:54	12/08/11 22:44	5
Benzo[a]anthracene	35	U	35	18	ug/Kg	☼	12/06/11 08:54	12/08/11 22:44	5
Benzo[a]pyrene	35	U	35	18	ug/Kg	☼	12/06/11 08:54	12/08/11 22:44	5
Benzo[b]fluoranthene	35	U	35	18	ug/Kg	☼	12/06/11 08:54	12/08/11 22:44	5
Benzo[g,h,i]perylene	35	U	35	18	ug/Kg	☼	12/06/11 08:54	12/08/11 22:44	5
Benzo[k]fluoranthene	35	U	35	18	ug/Kg	☼	12/06/11 08:54	12/08/11 22:44	5
Bis(2-chloroethoxy)methane	530	U	530	120	ug/Kg	☼	12/06/11 08:54	12/08/11 22:44	5
Bis(2-chloroethyl)ether	530	U	530	11	ug/Kg	☼	12/06/11 08:54	12/08/11 22:44	5
Bis(2-ethylhexyl) phthalate	**120**	**J**	270	100	ug/Kg	☼	12/06/11 08:54	12/08/11 22:44	5
Butyl benzyl phthalate	270	U	270	53	ug/Kg	☼	12/06/11 08:54	12/08/11 22:44	5
Caprolactam	1800	U	1800	200	ug/Kg	☼	12/06/11 08:54	12/08/11 22:44	5
Carbazole	270	U	270	140	ug/Kg	☼	12/06/11 08:54	12/08/11 22:44	5
Chrysene	35	U	35	5.8	ug/Kg	☼	12/06/11 08:54	12/08/11 22:44	5
Dibenz(a,h)anthracene	35	U	35	18	ug/Kg	☼	12/06/11 08:54	12/08/11 22:44	5
Dibenzofuran	270	U	270	18	ug/Kg	☼	12/06/11 08:54	12/08/11 22:44	5
Diethyl phthalate	270	U	270	85	ug/Kg	☼	12/06/11 08:54	12/08/11 22:44	5
Dimethyl phthalate	270	U	270	90	ug/Kg	☼	12/06/11 08:54	12/08/11 22:44	5
Di-n-butyl phthalate	270	U	270	80	ug/Kg	☼	12/06/11 08:54	12/08/11 22:44	5
Di-n-octyl phthalate	270	U	270	140	ug/Kg	☼	12/06/11 08:54	12/08/11 22:44	5
Fluoranthene	35	U	35	18	ug/Kg	☼	12/06/11 08:54	12/08/11 22:44	5
Fluorene	**130**		35	18	ug/Kg	☼	12/06/11 08:54	12/08/11 22:44	5

Client: Conestoga-Rovers & Associates, Inc.
Project/Site: 17324-T07, RACER Former MTM

TestAmerica Job ID: 240-6462-1

Client Sample ID: S-017324-12011-TP-166
Date Collected: 12/01/11 09:15
Date Received: 12/02/11 09:15

Lab Sample ID: 240-6462-5
Matrix: Solid
Percent Solids: 94.0

Method: 8270C - Semivolatile Organic Compounds (GC/MS) (Continued)

Analyte	Result	Qualifier	RL	MDL	Unit	D	Prepared	Analyzed	Dil Fac
Hexachlorobenzene	35	U	35	11	ug/Kg	☼	12/06/11 08:54	12/08/11 22:44	5
Hexachlorobutadiene	270	U	270	140	ug/Kg	☼	12/06/11 08:54	12/08/11 22:44	5
Hexachlorocyclopentadiene	1800	U	1800	140	ug/Kg	☼	12/06/11 08:54	12/08/11 22:44	5
Hexachloroethane	270	U	270	48	ug/Kg	☼	12/06/11 08:54	12/08/11 22:44	5
Indeno[1,2,3-cd]pyrene	35	U	35	18	ug/Kg	☼	12/06/11 08:54	12/08/11 22:44	5
Isophorone	270	U	270	69	ug/Kg	☼	12/06/11 08:54	12/08/11 22:44	5
Naphthalene	35	U	35	18	ug/Kg	☼	12/06/11 08:54	12/08/11 22:44	5
Nitrobenzene	530	U	530	12	ug/Kg	☼	12/06/11 08:54	12/08/11 22:44	5
N-Nitrosodi-n-propylamine	270	U	270	140	ug/Kg	☼	12/06/11 08:54	12/08/11 22:44	5
N-Nitrosodiphenylamine	270	U	270	110	ug/Kg	☼	12/06/11 08:54	12/08/11 22:44	5
Pentachlorophenol	800	U	800	430	ug/Kg	☼	12/06/11 08:54	12/08/11 22:44	5
Phenol	270	U	270	140	ug/Kg	☼	12/06/11 08:54	12/08/11 22:44	5
Phenanthrene	**430**		35	18	ug/Kg	☼	12/06/11 08:54	12/08/11 22:44	5
Pyrene	**95**		35	18	ug/Kg	☼	12/06/11 08:54	12/08/11 22:44	5
3 & 4 Methylphenol	2100	U	2100	110	ug/Kg	☼	12/06/11 08:54	12/08/11 22:44	5

Surrogate	*%Recovery*	*Qualifier*	*Limits*	*Prepared*	*Analyzed*	*Dil Fac*
2-Fluorobiphenyl (Surr)	*59*		*34 - 110*	*12/06/11 08:54*	*12/08/11 22:44*	*5*
2-Fluorophenol (Surr)	*59*		*26 - 110*	*12/06/11 08:54*	*12/08/11 22:44*	*5*
2,4,6-Tribromophenol (Surr)	*14*		*10 - 118*	*12/06/11 08:54*	*12/08/11 22:44*	*5*
Nitrobenzene-d5 (Surr)	*44*		*24 - 112*	*12/06/11 08:54*	*12/08/11 22:44*	*5*
Phenol-d5 (Surr)	*46*		*28 - 110*	*12/06/11 08:54*	*12/08/11 22:44*	*5*
Terphenyl-d14 (Surr)	*74*		*41 - 119*	*12/06/11 08:54*	*12/08/11 22:44*	*5*

Method: 8015B - Gasoline Range Organics - (GC)

Analyte	Result	Qualifier	RL	MDL	Unit	D	Prepared	Analyzed	Dil Fac
C6-C10	**6600**		5900	2000	ug/Kg	☼	12/05/11 10:04	12/07/11 23:10	1

Surrogate	*%Recovery*	*Qualifier*	*Limits*	*Prepared*	*Analyzed*	*Dil Fac*
Trifluorotoluene (Surr)	*88*		*10 - 150*	*12/05/11 10:04*	*12/07/11 23:10*	*1*

Method: 8015B - Diesel Range Organics (DRO) (GC)

Analyte	Result	Qualifier	RL	MDL	Unit	D	Prepared	Analyzed	Dil Fac
C10-C20	**290**		18	9.8	mg/Kg	☼	12/06/11 08:16	12/08/11 18:01	1
C20-C34	**210**	**B**	18	9.8	mg/Kg	☼	12/06/11 08:16	12/08/11 18:01	1

Surrogate	*%Recovery*	*Qualifier*	*Limits*	*Prepared*	*Analyzed*	*Dil Fac*
n-Nonane	*40*		*10 - 110*	*12/06/11 08:16*	*12/08/11 18:01*	*1*

Client: Conestoga-Rovers & Associates, Inc.
Project/Site: 17324-T07, RACER Former MTM

TestAmerica Job ID: 240-6462-1

Client Sample ID: S-017324-12011-TP-167
Date Collected: 12/01/11 09:25
Date Received: 12/02/11 09:15

Lab Sample ID: 240-6462-6
Matrix: Solid
Percent Solids: 92.1

Method: 8270C - Semivolatile Organic Compounds (GC/MS)

Analyte	Result	Qualifier	RL	MDL	Unit	D	Prepared	Analyzed	Dil Fac
1,1'-Biphenyl	2700	U	2700	1500	ug/Kg	☼	12/06/11 08:54	12/09/11 00:07	50
2,2'-oxybis[1-chloropropane]	5400	U	5400	520	ug/Kg	☼	12/06/11 08:54	12/09/11 00:07	50
2,4,5-Trichlorophenol	8100	U	8100	1400	ug/Kg	☼	12/06/11 08:54	12/09/11 00:07	50
2,4,6-Trichlorophenol	8100	U	8100	4300	ug/Kg	☼	12/06/11 08:54	12/09/11 00:07	50
2,4-Dichlorophenol	8100	U	8100	1100	ug/Kg	☼	12/06/11 08:54	12/09/11 00:07	50
2,4-Dimethylphenol	8100	U	8100	1100	ug/Kg	☼	12/06/11 08:54	12/09/11 00:07	50
2,4-Dinitrophenol	18000	U	18000	4300	ug/Kg	☼	12/06/11 08:54	12/09/11 00:07	50
2,4-Dinitrotoluene	11000	U	11000	1500	ug/Kg	☼	12/06/11 08:54	12/09/11 00:07	50
2,6-Dinitrotoluene	11000	U	11000	1100	ug/Kg	☼	12/06/11 08:54	12/09/11 00:07	50
2-Chloronaphthalene	2700	U	2700	180	ug/Kg	☼	12/06/11 08:54	12/09/11 00:07	50
2-Chlorophenol	2700	U	2700	1500	ug/Kg	☼	12/06/11 08:54	12/09/11 00:07	50
2-Methylnaphthalene	**1200**		360	180	ug/Kg	☼	12/06/11 08:54	12/09/11 00:07	50
2-Methylphenol	11000	U	11000	4300	ug/Kg	☼	12/06/11 08:54	12/09/11 00:07	50
2-Nitroaniline	11000	U	11000	490	ug/Kg	☼	12/06/11 08:54	12/09/11 00:07	50
2-Nitrophenol	2700	U	2700	1500	ug/Kg	☼	12/06/11 08:54	12/09/11 00:07	50
3,3'-Dichlorobenzidine	5400	U	5400	980	ug/Kg	☼	12/06/11 08:54	12/09/11 00:07	50
3-Nitroaniline	11000	U	11000	870	ug/Kg	☼	12/06/11 08:54	12/09/11 00:07	50
4,6-Dinitro-2-methylphenol	8100	U	8100	4300	ug/Kg	☼	12/06/11 08:54	12/09/11 00:07	50
4-Bromophenyl phenyl ether	2700	U	2700	710	ug/Kg	☼	12/06/11 08:54	12/09/11 00:07	50
4-Chloro-3-methylphenol	8100	U	8100	1100	ug/Kg	☼	12/06/11 08:54	12/09/11 00:07	50
4-Chloroaniline	8100	U	8100	920	ug/Kg	☼	12/06/11 08:54	12/09/11 00:07	50
4-Chlorophenyl phenyl ether	2700	U	2700	710	ug/Kg	☼	12/06/11 08:54	12/09/11 00:07	50
4-Nitroaniline	11000	U	11000	1400	ug/Kg	☼	12/06/11 08:54	12/09/11 00:07	50
4-Nitrophenol	18000	U	18000	4300	ug/Kg	☼	12/06/11 08:54	12/09/11 00:07	50
Acenaphthene	**430**		360	180	ug/Kg	☼	12/06/11 08:54	12/09/11 00:07	50
Acenaphthylene	360	U	360	180	ug/Kg	☼	12/06/11 08:54	12/09/11 00:07	50
Acetophenone	5400	U	5400	500	ug/Kg	☼	12/06/11 08:54	12/09/11 00:07	50
Anthracene	**410**		360	180	ug/Kg	☼	12/06/11 08:54	12/09/11 00:07	50
Atrazine	11000	U	11000	490	ug/Kg	☼	12/06/11 08:54	12/09/11 00:07	50
Benzaldehyde	5400	U	5400	650	ug/Kg	☼	12/06/11 08:54	12/09/11 00:07	50
Benzo[a]anthracene	360	U	360	180	ug/Kg	☼	12/06/11 08:54	12/09/11 00:07	50
Benzo[a]pyrene	360	U	360	180	ug/Kg	☼	12/06/11 08:54	12/09/11 00:07	50
Benzo[b]fluoranthene	360	U	360	180	ug/Kg	☼	12/06/11 08:54	12/09/11 00:07	50
Benzo[g,h,i]perylene	360	U	360	180	ug/Kg	☼	12/06/11 08:54	12/09/11 00:07	50
Benzo[k]fluoranthene	360	U	360	180	ug/Kg	☼	12/06/11 08:54	12/09/11 00:07	50
Bis(2-chloroethoxy)methane	5400	U	5400	1200	ug/Kg	☼	12/06/11 08:54	12/09/11 00:07	50
Bis(2-chloroethyl)ether	5400	U	5400	110	ug/Kg	☼	12/06/11 08:54	12/09/11 00:07	50
Bis(2-ethylhexyl) phthalate	2700	U	2700	1000	ug/Kg	☼	12/06/11 08:54	12/09/11 00:07	50
Butyl benzyl phthalate	2700	U	2700	540	ug/Kg	☼	12/06/11 08:54	12/09/11 00:07	50
Caprolactam	18000	U	18000	2000	ug/Kg	☼	12/06/11 08:54	12/09/11 00:07	50
Carbazole	2700	U	2700	1500	ug/Kg	☼	12/06/11 08:54	12/09/11 00:07	50
Chrysene	360	U	360	60	ug/Kg	☼	12/06/11 08:54	12/09/11 00:07	50
Dibenz(a,h)anthracene	360	U	360	180	ug/Kg	☼	12/06/11 08:54	12/09/11 00:07	50
Dibenzofuran	2700	U	2700	180	ug/Kg	☼	12/06/11 08:54	12/09/11 00:07	50
Diethyl phthalate	2700	U	2700	870	ug/Kg	☼	12/06/11 08:54	12/09/11 00:07	50
Dimethyl phthalate	2700	U	2700	920	ug/Kg	☼	12/06/11 08:54	12/09/11 00:07	50
Di-n-butyl phthalate	2700	U	2700	810	ug/Kg	☼	12/06/11 08:54	12/09/11 00:07	50
Di-n-octyl phthalate	2700	U	2700	1500	ug/Kg	☼	12/06/11 08:54	12/09/11 00:07	50
Fluoranthene	360	U	360	180	ug/Kg	☼	12/06/11 08:54	12/09/11 00:07	50
Fluorene	360	U	360	180	ug/Kg	☼	12/06/11 08:54	12/09/11 00:07	50

Client: Conestoga-Rovers & Associates, Inc.
Project/Site: 17324-T07, RACER Former MTM

TestAmerica Job ID: 240-6462-1

Client Sample ID: S-017324-12011-TP-167
Date Collected: 12/01/11 09:25
Date Received: 12/02/11 09:15

Lab Sample ID: 240-6462-6
Matrix: Solid
Percent Solids: 92.1

Method: 8270C - Semivolatile Organic Compounds (GC/MS) (Continued)

Analyte	Result	Qualifier	RL	MDL	Unit	D	Prepared	Analyzed	Dil Fac
Hexachlorobenzene	360	U	360	110	ug/Kg	☼	12/06/11 08:54	12/09/11 00:07	50
Hexachlorobutadiene	2700	U	2700	1500	ug/Kg	☼	12/06/11 08:54	12/09/11 00:07	50
Hexachlorocyclopentadiene	18000	U	18000	1500	ug/Kg	☼	12/06/11 08:54	12/09/11 00:07	50
Hexachloroethane	2700	U	2700	490	ug/Kg	☼	12/06/11 08:54	12/09/11 00:07	50
Indeno[1,2,3-cd]pyrene	360	U	360	180	ug/Kg	☼	12/06/11 08:54	12/09/11 00:07	50
Isophorone	2700	U	2700	710	ug/Kg	☼	12/06/11 08:54	12/09/11 00:07	50
Naphthalene	360	U	360	180	ug/Kg	☼	12/06/11 08:54	12/09/11 00:07	50
Nitrobenzene	5400	U	5400	120	ug/Kg	☼	12/06/11 08:54	12/09/11 00:07	50
N-Nitrosodi-n-propylamine	2700	U	2700	1500	ug/Kg	☼	12/06/11 08:54	12/09/11 00:07	50
N-Nitrosodiphenylamine	2700	U	2700	1100	ug/Kg	☼	12/06/11 08:54	12/09/11 00:07	50
Pentachlorophenol	8100	U	8100	4300	ug/Kg	☼	12/06/11 08:54	12/09/11 00:07	50
Phenol	2700	U	2700	1500	ug/Kg	☼	12/06/11 08:54	12/09/11 00:07	50
Phenanthrene	**1400**		360	180	ug/Kg	☼	12/06/11 08:54	12/09/11 00:07	50
Pyrene	**460**		360	180	ug/Kg	☼	12/06/11 08:54	12/09/11 00:07	50
3 & 4 Methylphenol	22000	U	22000	1100	ug/Kg	☼	12/06/11 08:54	12/09/11 00:07	50

Surrogate	*%Recovery*	*Qualifier*	*Limits*	*Prepared*	*Analyzed*	*Dil Fac*
2-Fluorobiphenyl (Surr)	*53*		*34 - 110*	*12/06/11 08:54*	*12/09/11 00:07*	*50*
2-Fluorophenol (Surr)	*0*	*X*	*26 - 110*	*12/06/11 08:54*	*12/09/11 00:07*	*50*
2,4,6-Tribromophenol (Surr)	*0*	*X*	*10 - 118*	*12/06/11 08:54*	*12/09/11 00:07*	*50*
Nitrobenzene-d5 (Surr)	*0*	*X*	*24 - 112*	*12/06/11 08:54*	*12/09/11 00:07*	*50*
Phenol-d5 (Surr)	*0*	*X*	*28 - 110*	*12/06/11 08:54*	*12/09/11 00:07*	*50*
Terphenyl-d14 (Surr)	*66*		*41 - 119*	*12/06/11 08:54*	*12/09/11 00:07*	*50*

Method: 8015B - Gasoline Range Organics - (GC)

Analyte	Result	Qualifier	RL	MDL	Unit	D	Prepared	Analyzed	Dil Fac
C6-C10	**87**		58	27	ug/Kg	☼	12/02/11 23:03	12/13/11 18:21	1

Surrogate	*%Recovery*	*Qualifier*	*Limits*	*Prepared*	*Analyzed*	*Dil Fac*
Trifluorotoluene (Surr)	*93*		*10 - 150*	*12/02/11 23:03*	*12/13/11 18:21*	*1*

Method: 8015B - Diesel Range Organics (DRO) (GC)

Analyte	Result	Qualifier	RL	MDL	Unit	D	Prepared	Analyzed	Dil Fac
C10-C20	**860**		90	50	mg/Kg	☼	12/06/11 08:16	12/12/11 19:16	5
C20-C34	**600**	**B**	90	50	mg/Kg	☼	12/06/11 08:16	12/12/11 19:16	5

Surrogate	*%Recovery*	*Qualifier*	*Limits*	*Prepared*	*Analyzed*	*Dil Fac*
n-Nonane	*42*		*10 - 110*	*12/06/11 08:16*	*12/12/11 19:16*	*5*

Client: Conestoga-Rovers & Associates, Inc.
Project/Site: 17324-T07, RACER Former MTM

TestAmerica Job ID: 240-6462-1

Client Sample ID: S-017324-12011-TP-168
Date Collected: 12/01/11 09:45
Date Received: 12/02/11 09:15

Lab Sample ID: 240-6462-7
Matrix: Solid
Percent Solids: 87.1

Method: 8270C - Semivolatile Organic Compounds (GC/MS)

Analyte	Result	Qualifier	RL	MDL	Unit	D	Prepared	Analyzed	Dil Fac
1,1'-Biphenyl	57	U	57	31	ug/Kg	☼	12/06/11 08:54	12/08/11 21:37	1
2,2'-oxybis[1-chloropropane]	110	U	110	11	ug/Kg	☼	12/06/11 08:54	12/08/11 21:37	1
2,4,5-Trichlorophenol	170	U	170	29	ug/Kg	☼	12/06/11 08:54	12/08/11 21:37	1
2,4,6-Trichlorophenol	170	U	170	92	ug/Kg	☼	12/06/11 08:54	12/08/11 21:37	1
2,4-Dichlorophenol	170	U	170	23	ug/Kg	☼	12/06/11 08:54	12/08/11 21:37	1
2,4-Dimethylphenol	170	U	170	23	ug/Kg	☼	12/06/11 08:54	12/08/11 21:37	1
2,4-Dinitrophenol	380	U	380	92	ug/Kg	☼	12/06/11 08:54	12/08/11 21:37	1
2,4-Dinitrotoluene	230	U	230	31	ug/Kg	☼	12/06/11 08:54	12/08/11 21:37	1
2,6-Dinitrotoluene	230	U	230	24	ug/Kg	☼	12/06/11 08:54	12/08/11 21:37	1
2-Chloronaphthalene	57	U	57	3.8	ug/Kg	☼	12/06/11 08:54	12/08/11 21:37	1
2-Chlorophenol	57	U	57	31	ug/Kg	☼	12/06/11 08:54	12/08/11 21:37	1
2-Methylnaphthalene	7.7	U	7.7	3.8	ug/Kg	☼	12/06/11 08:54	12/08/11 21:37	1
2-Methylphenol	230	U	230	92	ug/Kg	☼	12/06/11 08:54	12/08/11 21:37	1
2-Nitroaniline	230	U	230	10	ug/Kg	☼	12/06/11 08:54	12/08/11 21:37	1
2-Nitrophenol	57	U	57	31	ug/Kg	☼	12/06/11 08:54	12/08/11 21:37	1
3,3'-Dichlorobenzidine	110	U	110	21	ug/Kg	☼	12/06/11 08:54	12/08/11 21:37	1
3-Nitroaniline	230	U	230	18	ug/Kg	☼	12/06/11 08:54	12/08/11 21:37	1
4,6-Dinitro-2-methylphenol	170	U	170	92	ug/Kg	☼	12/06/11 08:54	12/08/11 21:37	1
4-Bromophenyl phenyl ether	57	U	57	15	ug/Kg	☼	12/06/11 08:54	12/08/11 21:37	1
4-Chloro-3-methylphenol	170	U	170	24	ug/Kg	☼	12/06/11 08:54	12/08/11 21:37	1
4-Chloroaniline	170	U	170	20	ug/Kg	☼	12/06/11 08:54	12/08/11 21:37	1
4-Chlorophenyl phenyl ether	57	U	57	15	ug/Kg	☼	12/06/11 08:54	12/08/11 21:37	1
4-Nitroaniline	230	U	230	30	ug/Kg	☼	12/06/11 08:54	12/08/11 21:37	1
4-Nitrophenol	380	U	380	92	ug/Kg	☼	12/06/11 08:54	12/08/11 21:37	1
Acenaphthene	7.7	U	7.7	3.8	ug/Kg	☼	12/06/11 08:54	12/08/11 21:37	1
Acenaphthylene	7.7	U	7.7	3.8	ug/Kg	☼	12/06/11 08:54	12/08/11 21:37	1
Acetophenone	110	U	110	11	ug/Kg	☼	12/06/11 08:54	12/08/11 21:37	1
Anthracene	7.7	U	7.7	3.8	ug/Kg	☼	12/06/11 08:54	12/08/11 21:37	1
Atrazine	230	U	230	10	ug/Kg	☼	12/06/11 08:54	12/08/11 21:37	1
Benzaldehyde	110	U	110	14	ug/Kg	☼	12/06/11 08:54	12/08/11 21:37	1
Benzo[a]anthracene	7.7	U	7.7	3.8	ug/Kg	☼	12/06/11 08:54	12/08/11 21:37	1
Benzo[a]pyrene	7.7	U	7.7	3.8	ug/Kg	☼	12/06/11 08:54	12/08/11 21:37	1
Benzo[b]fluoranthene	7.7	U	7.7	3.8	ug/Kg	☼	12/06/11 08:54	12/08/11 21:37	1
Benzo[g,h,i]perylene	7.7	U	7.7	3.8	ug/Kg	☼	12/06/11 08:54	12/08/11 21:37	1
Benzo[k]fluoranthene	7.7	U	7.7	3.8	ug/Kg	☼	12/06/11 08:54	12/08/11 21:37	1
Bis(2-chloroethoxy)methane	110	U	110	25	ug/Kg	☼	12/06/11 08:54	12/08/11 21:37	1
Bis(2-chloroethyl)ether	110	U	110	2.3	ug/Kg	☼	12/06/11 08:54	12/08/11 21:37	1
Bis(2-ethylhexyl) phthalate	**27**	**J**	57	22	ug/Kg	☼	12/06/11 08:54	12/08/11 21:37	1
Butyl benzyl phthalate	57	U	57	11	ug/Kg	☼	12/06/11 08:54	12/08/11 21:37	1
Caprolactam	380	U	380	43	ug/Kg	☼	12/06/11 08:54	12/08/11 21:37	1
Carbazole	57	U	57	31	ug/Kg	☼	12/06/11 08:54	12/08/11 21:37	1
Chrysene	7.7	U	7.7	1.3	ug/Kg	☼	12/06/11 08:54	12/08/11 21:37	1
Dibenz(a,h)anthracene	7.7	U	7.7	3.8	ug/Kg	☼	12/06/11 08:54	12/08/11 21:37	1
Dibenzofuran	57	U	57	3.8	ug/Kg	☼	12/06/11 08:54	12/08/11 21:37	1
Diethyl phthalate	57	U	57	18	ug/Kg	☼	12/06/11 08:54	12/08/11 21:37	1
Dimethyl phthalate	57	U	57	20	ug/Kg	☼	12/06/11 08:54	12/08/11 21:37	1
Di-n-butyl phthalate	57	U	57	17	ug/Kg	☼	12/06/11 08:54	12/08/11 21:37	1
Di-n-octyl phthalate	57	U	57	31	ug/Kg	☼	12/06/11 08:54	12/08/11 21:37	1
Fluoranthene	7.7	U	7.7	3.8	ug/Kg	☼	12/06/11 08:54	12/08/11 21:37	1
Fluorene	7.7	U	7.7	3.8	ug/Kg	☼	12/06/11 08:54	12/08/11 21:37	1

Client Sample ID: S-017324-12011-TP-168
Date Collected: 12/01/11 09:45
Date Received: 12/02/11 09:15

Lab Sample ID: 240-6462-7
Matrix: Solid
Percent Solids: 87.1

Method: 8270C - Semivolatile Organic Compounds (GC/MS) (Continued)

Analyte	Result	Qualifier	RL	MDL	Unit	D	Prepared	Analyzed	Dil Fac
Hexachlorobenzene	7.7	U	7.7	2.4	ug/Kg	☼	12/06/11 08:54	12/08/11 21:37	1
Hexachlorobutadiene	57	U	57	31	ug/Kg	☼	12/06/11 08:54	12/08/11 21:37	1
Hexachlorocyclopentadiene	380	U	380	31	ug/Kg	☼	12/06/11 08:54	12/08/11 21:37	1
Hexachloroethane	57	U	57	10	ug/Kg	☼	12/06/11 08:54	12/08/11 21:37	1
Indeno[1,2,3-cd]pyrene	7.7	U	7.7	3.8	ug/Kg	☼	12/06/11 08:54	12/08/11 21:37	1
Isophorone	57	U	57	15	ug/Kg	☼	12/06/11 08:54	12/08/11 21:37	1
Naphthalene	7.7	U	7.7	3.8	ug/Kg	☼	12/06/11 08:54	12/08/11 21:37	1
Nitrobenzene	110	U	110	2.5	ug/Kg	☼	12/06/11 08:54	12/08/11 21:37	1
N-Nitrosodi-n-propylamine	57	U	57	31	ug/Kg	☼	12/06/11 08:54	12/08/11 21:37	1
N-Nitrosodiphenylamine	57	U	57	24	ug/Kg	☼	12/06/11 08:54	12/08/11 21:37	1
Pentachlorophenol	170	U	170	92	ug/Kg	☼	12/06/11 08:54	12/08/11 21:37	1
Phenol	57	U	57	31	ug/Kg	☼	12/06/11 08:54	12/08/11 21:37	1
Phenanthrene	7.7	U	7.7	3.8	ug/Kg	☼	12/06/11 08:54	12/08/11 21:37	1
Pyrene	7.7	U	7.7	3.8	ug/Kg	☼	12/06/11 08:54	12/08/11 21:37	1
3 & 4 Methylphenol	460	U	460	23	ug/Kg	☼	12/06/11 08:54	12/08/11 21:37	1

Surrogate	*%Recovery*	*Qualifier*	*Limits*	*Prepared*	*Analyzed*	*Dil Fac*
2-Fluorobiphenyl (Surr)	*59*		*34 - 110*	*12/06/11 08:54*	*12/08/11 21:37*	*1*
2-Fluorophenol (Surr)	*70*		*26 - 110*	*12/06/11 08:54*	*12/08/11 21:37*	*1*
2,4,6-Tribromophenol (Surr)	*31*		*10 - 118*	*12/06/11 08:54*	*12/08/11 21:37*	*1*
Nitrobenzene-d5 (Surr)	*62*		*24 - 112*	*12/06/11 08:54*	*12/08/11 21:37*	*1*
Phenol-d5 (Surr)	*61*		*28 - 110*	*12/06/11 08:54*	*12/08/11 21:37*	*1*
Terphenyl-d14 (Surr)	*78*		*41 - 119*	*12/06/11 08:54*	*12/08/11 21:37*	*1*

Method: 8015B - Gasoline Range Organics - (GC)

Analyte	Result	Qualifier	RL	MDL	Unit	D	Prepared	Analyzed	Dil Fac
C6-C10	45	U	45	21	ug/Kg	☼	12/02/11 23:03	12/13/11 18:55	1

Surrogate	*%Recovery*	*Qualifier*	*Limits*	*Prepared*	*Analyzed*	*Dil Fac*
Trifluorotoluene (Surr)	*88*		*10 - 150*	*12/02/11 23:03*	*12/13/11 18:55*	*1*

Method: 8015B - Diesel Range Organics (DRO) (GC)

Analyte	Result	Qualifier	RL	MDL	Unit	D	Prepared	Analyzed	Dil Fac
C10-C20	19	U	19	11	mg/Kg	☼	12/06/11 08:16	12/08/11 18:49	1
C20-C34	**47**	**B**	19	11	mg/Kg	☼	12/06/11 08:16	12/08/11 18:49	1

Surrogate	*%Recovery*	*Qualifier*	*Limits*	*Prepared*	*Analyzed*	*Dil Fac*
n-Nonane	*49*		*10 - 110*	*12/06/11 08:16*	*12/08/11 18:49*	*1*

Client Sample ID: S-017324-12011-TP-169
Date Collected: 12/01/11 09:50
Date Received: 12/02/11 09:15

Lab Sample ID: 240-6462-8
Matrix: Solid
Percent Solids: 91.3

Method: 8270C - Semivolatile Organic Compounds (GC/MS)

Analyte	Result	Qualifier	RL	MDL	Unit	D	Prepared	Analyzed	Dil Fac
1,1'-Biphenyl	270	U	270	150	ug/Kg	☼	12/06/11 08:54	12/08/11 23:01	5
2,2'-oxybis[1-chloropropane]	550	U	550	52	ug/Kg	☼	12/06/11 08:54	12/08/11 23:01	5
2,4,5-Trichlorophenol	820	U	820	140	ug/Kg	☼	12/06/11 08:54	12/08/11 23:01	5
2,4,6-Trichlorophenol	820	U	820	440	ug/Kg	☼	12/06/11 08:54	12/08/11 23:01	5
2,4-Dichlorophenol	820	U	820	110	ug/Kg	☼	12/06/11 08:54	12/08/11 23:01	5
2,4-Dimethylphenol	820	U	820	110	ug/Kg	☼	12/06/11 08:54	12/08/11 23:01	5
2,4-Dinitrophenol	1800	U	1800	440	ug/Kg	☼	12/06/11 08:54	12/08/11 23:01	5
2,4-Dinitrotoluene	1100	U	1100	150	ug/Kg	☼	12/06/11 08:54	12/08/11 23:01	5
2,6-Dinitrotoluene	1100	U	1100	120	ug/Kg	☼	12/06/11 08:54	12/08/11 23:01	5
2-Chloronaphthalene	270	U	270	18	ug/Kg	☼	12/06/11 08:54	12/08/11 23:01	5
2-Chlorophenol	270	U	270	150	ug/Kg	☼	12/06/11 08:54	12/08/11 23:01	5
2-Methylnaphthalene	**100**		37	18	ug/Kg	☼	12/06/11 08:54	12/08/11 23:01	5
2-Methylphenol	1100	U	1100	440	ug/Kg	☼	12/06/11 08:54	12/08/11 23:01	5
2-Nitroaniline	1100	U	1100	50	ug/Kg	☼	12/06/11 08:54	12/08/11 23:01	5
2-Nitrophenol	270	U	270	150	ug/Kg	☼	12/06/11 08:54	12/08/11 23:01	5
3,3'-Dichlorobenzidine	550	U	550	99	ug/Kg	☼	12/06/11 08:54	12/08/11 23:01	5
3-Nitroaniline	1100	U	1100	88	ug/Kg	☼	12/06/11 08:54	12/08/11 23:01	5
4,6-Dinitro-2-methylphenol	820	U	820	440	ug/Kg	☼	12/06/11 08:54	12/08/11 23:01	5
4-Bromophenyl phenyl ether	270	U	270	71	ug/Kg	☼	12/06/11 08:54	12/08/11 23:01	5
4-Chloro-3-methylphenol	820	U	820	120	ug/Kg	☼	12/06/11 08:54	12/08/11 23:01	5
4-Chloroaniline	820	U	820	93	ug/Kg	☼	12/06/11 08:54	12/08/11 23:01	5
4-Chlorophenyl phenyl ether	270	U	270	71	ug/Kg	☼	12/06/11 08:54	12/08/11 23:01	5
4-Nitroaniline	1100	U	1100	140	ug/Kg	☼	12/06/11 08:54	12/08/11 23:01	5
4-Nitrophenol	1800	U	1800	440	ug/Kg	☼	12/06/11 08:54	12/08/11 23:01	5
Acenaphthene	**64**		37	18	ug/Kg	☼	12/06/11 08:54	12/08/11 23:01	5
Acenaphthylene	37	U	37	18	ug/Kg	☼	12/06/11 08:54	12/08/11 23:01	5
Acetophenone	550	U	550	50	ug/Kg	☼	12/06/11 08:54	12/08/11 23:01	5
Anthracene	**100**		37	18	ug/Kg	☼	12/06/11 08:54	12/08/11 23:01	5
Atrazine	1100	U	1100	50	ug/Kg	☼	12/06/11 08:54	12/08/11 23:01	5
Benzaldehyde	550	U	550	66	ug/Kg	☼	12/06/11 08:54	12/08/11 23:01	5
Benzo[a]anthracene	**290**		37	18	ug/Kg	☼	12/06/11 08:54	12/08/11 23:01	5
Benzo[a]pyrene	**150**		37	18	ug/Kg	☼	12/06/11 08:54	12/08/11 23:01	5
Benzo[b]fluoranthene	**220**		37	18	ug/Kg	☼	12/06/11 08:54	12/08/11 23:01	5
Benzo[g,h,i]perylene	**83**		37	18	ug/Kg	☼	12/06/11 08:54	12/08/11 23:01	5
Benzo[k]fluoranthene	**110**		37	18	ug/Kg	☼	12/06/11 08:54	12/08/11 23:01	5
Bis(2-chloroethoxy)methane	550	U	550	120	ug/Kg	☼	12/06/11 08:54	12/08/11 23:01	5
Bis(2-chloroethyl)ether	550	U	550	11	ug/Kg	☼	12/06/11 08:54	12/08/11 23:01	5
Bis(2-ethylhexyl) phthalate	270	U	270	100	ug/Kg	☼	12/06/11 08:54	12/08/11 23:01	5
Butyl benzyl phthalate	270	U	270	55	ug/Kg	☼	12/06/11 08:54	12/08/11 23:01	5
Caprolactam	1800	U	1800	200	ug/Kg	☼	12/06/11 08:54	12/08/11 23:01	5
Carbazole	270	U	270	150	ug/Kg	☼	12/06/11 08:54	12/08/11 23:01	5
Chrysene	**300**		37	6.0	ug/Kg	☼	12/06/11 08:54	12/08/11 23:01	5
Dibenz(a,h)anthracene	37	U	37	18	ug/Kg	☼	12/06/11 08:54	12/08/11 23:01	5
Dibenzofuran	**48**	**J**	270	18	ug/Kg	☼	12/06/11 08:54	12/08/11 23:01	5
Diethyl phthalate	270	U	270	88	ug/Kg	☼	12/06/11 08:54	12/08/11 23:01	5
Dimethyl phthalate	270	U	270	93	ug/Kg	☼	12/06/11 08:54	12/08/11 23:01	5
Di-n-butyl phthalate	270	U	270	82	ug/Kg	☼	12/06/11 08:54	12/08/11 23:01	5
Di-n-octyl phthalate	270	U	270	150	ug/Kg	☼	12/06/11 08:54	12/08/11 23:01	5
Fluoranthene	**1100**		37	18	ug/Kg	☼	12/06/11 08:54	12/08/11 23:01	5
Fluorene	**45**		37	18	ug/Kg	☼	12/06/11 08:54	12/08/11 23:01	5

Client: Conestoga-Rovers & Associates, Inc.
Project/Site: 17324-T07, RACER Former MTM

TestAmerica Job ID: 240-6462-1

Client Sample ID: S-017324-12011-TP-169
Date Collected: 12/01/11 09:50
Date Received: 12/02/11 09:15

Lab Sample ID: 240-6462-8
Matrix: Solid
Percent Solids: 91.3

Method: 8270C - Semivolatile Organic Compounds (GC/MS) (Continued)

Analyte	Result	Qualifier	RL	MDL	Unit	D	Prepared	Analyzed	Dil Fac
Hexachlorobenzene	37	U	37	12	ug/Kg	☼	12/06/11 08:54	12/08/11 23:01	5
Hexachlorobutadiene	270	U	270	150	ug/Kg	☼	12/06/11 08:54	12/08/11 23:01	5
Hexachlorocyclopentadiene	1800	U	1800	150	ug/Kg	☼	12/06/11 08:54	12/08/11 23:01	5
Hexachloroethane	270	U	270	49	ug/Kg	☼	12/06/11 08:54	12/08/11 23:01	5
Indeno[1,2,3-cd]pyrene	**60**		37	18	ug/Kg	☼	12/06/11 08:54	12/08/11 23:01	5
Isophorone	270	U	270	71	ug/Kg	☼	12/06/11 08:54	12/08/11 23:01	5
Naphthalene	**51**		37	18	ug/Kg	☼	12/06/11 08:54	12/08/11 23:01	5
Nitrobenzene	550	U	550	12	ug/Kg	☼	12/06/11 08:54	12/08/11 23:01	5
N-Nitrosodi-n-propylamine	270	U	270	150	ug/Kg	☼	12/06/11 08:54	12/08/11 23:01	5
N-Nitrosodiphenylamine	270	U	270	120	ug/Kg	☼	12/06/11 08:54	12/08/11 23:01	5
Pentachlorophenol	820	U	820	440	ug/Kg	☼	12/06/11 08:54	12/08/11 23:01	5
Phenol	270	U	270	150	ug/Kg	☼	12/06/11 08:54	12/08/11 23:01	5
Phenanthrene	**650**		37	18	ug/Kg	☼	12/06/11 08:54	12/08/11 23:01	5
Pyrene	**820**		37	18	ug/Kg	☼	12/06/11 08:54	12/08/11 23:01	5
3 & 4 Methylphenol	2200	U	2200	110	ug/Kg	☼	12/06/11 08:54	12/08/11 23:01	5

Surrogate	*%Recovery*	*Qualifier*	*Limits*	*Prepared*	*Analyzed*	*Dil Fac*
2-Fluorobiphenyl (Surr)	*57*		*34 - 110*	*12/06/11 08:54*	*12/08/11 23:01*	*5*
2-Fluorophenol (Surr)	*62*		*26 - 110*	*12/06/11 08:54*	*12/08/11 23:01*	*5*
2,4,6-Tribromophenol (Surr)	*17*		*10 - 118*	*12/06/11 08:54*	*12/08/11 23:01*	*5*
Nitrobenzene-d5 (Surr)	*49*		*24 - 112*	*12/06/11 08:54*	*12/08/11 23:01*	*5*
Phenol-d5 (Surr)	*50*		*28 - 110*	*12/06/11 08:54*	*12/08/11 23:01*	*5*
Terphenyl-d14 (Surr)	*69*		*41 - 119*	*12/06/11 08:54*	*12/08/11 23:01*	*5*

Method: 8015B - Gasoline Range Organics - (GC)

Analyte	Result	Qualifier	RL	MDL	Unit	D	Prepared	Analyzed	Dil Fac
C6-C10	**26**	**J**	49	22	ug/Kg	☼	12/02/11 23:03	12/13/11 19:28	1

Surrogate	*%Recovery*	*Qualifier*	*Limits*	*Prepared*	*Analyzed*	*Dil Fac*
Trifluorotoluene (Surr)	*124*		*10 - 150*	*12/02/11 23:03*	*12/13/11 19:28*	*1*

Method: 8015B - Diesel Range Organics (DRO) (GC)

Analyte	Result	Qualifier	RL	MDL	Unit	D	Prepared	Analyzed	Dil Fac
C10-C20	**88**		18	10	mg/Kg	☼	12/06/11 08:16	12/08/11 19:12	1
C20-C34	**210**	**B**	18	10	mg/Kg	☼	12/06/11 08:16	12/08/11 19:12	1

Surrogate	*%Recovery*	*Qualifier*	*Limits*	*Prepared*	*Analyzed*	*Dil Fac*
n-Nonane	*44*		*10 - 110*	*12/06/11 08:16*	*12/08/11 19:12*	*1*

Client: Conestoga-Rovers & Associates, Inc.
Project/Site: 17324-T07, RACER Former MTM

TestAmerica Job ID: 240-6462-1

Client Sample ID: S-017324-12011-TP-171
Date Collected: 12/01/11 10:25
Date Received: 12/02/11 09:15

Lab Sample ID: 240-6462-10
Matrix: Solid
Percent Solids: 89.0

Method: 8270C - Semivolatile Organic Compounds (GC/MS)

Analyte	Result	Qualifier	RL	MDL	Unit	D	Prepared	Analyzed	Dil Fac
1,1'-Biphenyl	56	U	56	30	ug/Kg	☼	12/06/11 08:54	12/08/11 21:54	1
2,2'-oxybis[1-chloropropane]	110	U	110	11	ug/Kg	☼	12/06/11 08:54	12/08/11 21:54	1
2,4,5-Trichlorophenol	170	U	170	28	ug/Kg	☼	12/06/11 08:54	12/08/11 21:54	1
2,4,6-Trichlorophenol	170	U	170	90	ug/Kg	☼	12/06/11 08:54	12/08/11 21:54	1
2,4-Dichlorophenol	170	U	170	22	ug/Kg	☼	12/06/11 08:54	12/08/11 21:54	1
2,4-Dimethylphenol	170	U	170	22	ug/Kg	☼	12/06/11 08:54	12/08/11 21:54	1
2,4-Dinitrophenol	370	U	370	90	ug/Kg	☼	12/06/11 08:54	12/08/11 21:54	1
2,4-Dinitrotoluene	220	U	220	30	ug/Kg	☼	12/06/11 08:54	12/08/11 21:54	1
2,6-Dinitrotoluene	220	U	220	24	ug/Kg	☼	12/06/11 08:54	12/08/11 21:54	1
2-Chloronaphthalene	56	U	56	3.7	ug/Kg	☼	12/06/11 08:54	12/08/11 21:54	1
2-Chlorophenol	56	U	56	30	ug/Kg	☼	12/06/11 08:54	12/08/11 21:54	1
2-Methylnaphthalene	7.5	U	7.5	3.7	ug/Kg	☼	12/06/11 08:54	12/08/11 21:54	1
2-Methylphenol	220	U	220	90	ug/Kg	☼	12/06/11 08:54	12/08/11 21:54	1
2-Nitroaniline	220	U	220	10	ug/Kg	☼	12/06/11 08:54	12/08/11 21:54	1
2-Nitrophenol	56	U	56	30	ug/Kg	☼	12/06/11 08:54	12/08/11 21:54	1
3,3'-Dichlorobenzidine	110	U	110	20	ug/Kg	☼	12/06/11 08:54	12/08/11 21:54	1
3-Nitroaniline	220	U	220	18	ug/Kg	☼	12/06/11 08:54	12/08/11 21:54	1
4,6-Dinitro-2-methylphenol	170	U	170	90	ug/Kg	☼	12/06/11 08:54	12/08/11 21:54	1
4-Bromophenyl phenyl ether	56	U	56	15	ug/Kg	☼	12/06/11 08:54	12/08/11 21:54	1
4-Chloro-3-methylphenol	170	U	170	24	ug/Kg	☼	12/06/11 08:54	12/08/11 21:54	1
4-Chloroaniline	170	U	170	19	ug/Kg	☼	12/06/11 08:54	12/08/11 21:54	1
4-Chlorophenyl phenyl ether	56	U	56	15	ug/Kg	☼	12/06/11 08:54	12/08/11 21:54	1
4-Nitroaniline	220	U	220	29	ug/Kg	☼	12/06/11 08:54	12/08/11 21:54	1
4-Nitrophenol	370	U	370	90	ug/Kg	☼	12/06/11 08:54	12/08/11 21:54	1
Acenaphthene	7.5	U	7.5	3.7	ug/Kg	☼	12/06/11 08:54	12/08/11 21:54	1
Acenaphthylene	7.5	U	7.5	3.7	ug/Kg	☼	12/06/11 08:54	12/08/11 21:54	1
Acetophenone	110	U	110	10	ug/Kg	☼	12/06/11 08:54	12/08/11 21:54	1
Anthracene	7.5	U	7.5	3.7	ug/Kg	☼	12/06/11 08:54	12/08/11 21:54	1
Atrazine	220	U	220	10	ug/Kg	☼	12/06/11 08:54	12/08/11 21:54	1
Benzaldehyde	110	U	110	13	ug/Kg	☼	12/06/11 08:54	12/08/11 21:54	1
Benzo[a]anthracene	**12**		7.5	3.7	ug/Kg	☼	12/06/11 08:54	12/08/11 21:54	1
Benzo[a]pyrene	**10**		7.5	3.7	ug/Kg	☼	12/06/11 08:54	12/08/11 21:54	1
Benzo[b]fluoranthene	**21**		7.5	3.7	ug/Kg	☼	12/06/11 08:54	12/08/11 21:54	1
Benzo[g,h,i]perylene	**14**		7.5	3.7	ug/Kg	☼	12/06/11 08:54	12/08/11 21:54	1
Benzo[k]fluoranthene	7.5	U	7.5	3.7	ug/Kg	☼	12/06/11 08:54	12/08/11 21:54	1
Bis(2-chloroethoxy)methane	110	U	110	25	ug/Kg	☼	12/06/11 08:54	12/08/11 21:54	1
Bis(2-chloroethyl)ether	110	U	110	2.2	ug/Kg	☼	12/06/11 08:54	12/08/11 21:54	1
Bis(2-ethylhexyl) phthalate	56	U	56	21	ug/Kg	☼	12/06/11 08:54	12/08/11 21:54	1
Butyl benzyl phthalate	56	U	56	11	ug/Kg	☼	12/06/11 08:54	12/08/11 21:54	1
Caprolactam	370	U	370	42	ug/Kg	☼	12/06/11 08:54	12/08/11 21:54	1
Carbazole	56	U	56	30	ug/Kg	☼	12/06/11 08:54	12/08/11 21:54	1
Chrysene	**16**		7.5	1.2	ug/Kg	☼	12/06/11 08:54	12/08/11 21:54	1
Dibenz(a,h)anthracene	7.5	U	7.5	3.7	ug/Kg	☼	12/06/11 08:54	12/08/11 21:54	1
Dibenzofuran	56	U	56	3.7	ug/Kg	☼	12/06/11 08:54	12/08/11 21:54	1
Diethyl phthalate	56	U	56	18	ug/Kg	☼	12/06/11 08:54	12/08/11 21:54	1
Dimethyl phthalate	56	U	56	19	ug/Kg	☼	12/06/11 08:54	12/08/11 21:54	1
Di-n-butyl phthalate	56	U	56	17	ug/Kg	☼	12/06/11 08:54	12/08/11 21:54	1
Di-n-octyl phthalate	56	U	56	30	ug/Kg	☼	12/06/11 08:54	12/08/11 21:54	1
Fluoranthene	**28**		7.5	3.7	ug/Kg	☼	12/06/11 08:54	12/08/11 21:54	1
Fluorene	7.5	U	7.5	3.7	ug/Kg	☼	12/06/11 08:54	12/08/11 21:54	1

Client: Conestoga-Rovers & Associates, Inc.
Project/Site: 17324-T07, RACER Former MTM

TestAmerica Job ID: 240-6462-1

Client Sample ID: S-017324-12011-TP-171
Date Collected: 12/01/11 10:25
Date Received: 12/02/11 09:15

Lab Sample ID: 240-6462-10
Matrix: Solid
Percent Solids: 89.0

Method: 8270C - Semivolatile Organic Compounds (GC/MS) (Continued)

Analyte	Result	Qualifier	RL	MDL	Unit	D	Prepared	Analyzed	Dil Fac
Hexachlorobenzene	7.5	U	7.5	2.4	ug/Kg	☼	12/06/11 08:54	12/08/11 21:54	1
Hexachlorobutadiene	56	U	56	30	ug/Kg	☼	12/06/11 08:54	12/08/11 21:54	1
Hexachlorocyclopentadiene	370	U	370	30	ug/Kg	☼	12/06/11 08:54	12/08/11 21:54	1
Hexachloroethane	56	U	56	10	ug/Kg	☼	12/06/11 08:54	12/08/11 21:54	1
Indeno[1,2,3-cd]pyrene	**11**		7.5	3.7	ug/Kg	☼	12/06/11 08:54	12/08/11 21:54	1
Isophorone	56	U	56	15	ug/Kg	☼	12/06/11 08:54	12/08/11 21:54	1
Naphthalene	7.5	U	7.5	3.7	ug/Kg	☼	12/06/11 08:54	12/08/11 21:54	1
Nitrobenzene	110	U	110	2.5	ug/Kg	☼	12/06/11 08:54	12/08/11 21:54	1
N-Nitrosodi-n-propylamine	56	U	56	30	ug/Kg	☼	12/06/11 08:54	12/08/11 21:54	1
N-Nitrosodiphenylamine	56	U	56	24	ug/Kg	☼	12/06/11 08:54	12/08/11 21:54	1
Pentachlorophenol	170	U	170	90	ug/Kg	☼	12/06/11 08:54	12/08/11 21:54	1
Phenol	56	U	56	30	ug/Kg	☼	12/06/11 08:54	12/08/11 21:54	1
Phenanthrene	**28**		7.5	3.7	ug/Kg	☼	12/06/11 08:54	12/08/11 21:54	1
Pyrene	**21**		7.5	3.7	ug/Kg	☼	12/06/11 08:54	12/08/11 21:54	1
3 & 4 Methylphenol	450	U	450	22	ug/Kg	☼	12/06/11 08:54	12/08/11 21:54	1

Surrogate	*%Recovery*	*Qualifier*	*Limits*	*Prepared*	*Analyzed*	*Dil Fac*
2-Fluorobiphenyl (Surr)	*61*		*34 - 110*	*12/06/11 08:54*	*12/08/11 21:54*	*1*
2-Fluorophenol (Surr)	*69*		*26 - 110*	*12/06/11 08:54*	*12/08/11 21:54*	*1*
2,4,6-Tribromophenol (Surr)	*45*		*10 - 118*	*12/06/11 08:54*	*12/08/11 21:54*	*1*
Nitrobenzene-d5 (Surr)	*66*		*24 - 112*	*12/06/11 08:54*	*12/08/11 21:54*	*1*
Phenol-d5 (Surr)	*64*		*28 - 110*	*12/06/11 08:54*	*12/08/11 21:54*	*1*
Terphenyl-d14 (Surr)	*77*		*41 - 119*	*12/06/11 08:54*	*12/08/11 21:54*	*1*

Method: 8015B - Gasoline Range Organics - (GC)

Analyte	Result	Qualifier	RL	MDL	Unit	D	Prepared	Analyzed	Dil Fac
C6-C10	42	U	42	19	ug/Kg	☼	12/02/11 23:03	12/13/11 20:36	1

Surrogate	*%Recovery*	*Qualifier*	*Limits*	*Prepared*	*Analyzed*	*Dil Fac*
Trifluorotoluene (Surr)	*89*		*10 - 150*	*12/02/11 23:03*	*12/13/11 20:36*	*1*

Method: 8015B - Diesel Range Organics (DRO) (GC)

Analyte	Result	Qualifier	RL	MDL	Unit	D	Prepared	Analyzed	Dil Fac
C10-C20	19	U	19	10	mg/Kg	☼	12/06/11 08:16	12/08/11 19:36	1
C20-C34	**37**	**B**	19	10	mg/Kg	☼	12/06/11 08:16	12/08/11 19:36	1

Surrogate	*%Recovery*	*Qualifier*	*Limits*	*Prepared*	*Analyzed*	*Dil Fac*
n-Nonane	*43*		*10 - 110*	*12/06/11 08:16*	*12/08/11 19:36*	*1*

Client: Conestoga-Rovers & Associates, Inc.
Project/Site: 17324-T07, RACER Former MTM

TestAmerica Job ID: 240-6462-1

Client Sample ID: S-017324-12011-TP-172
Date Collected: 12/01/11 10:35
Date Received: 12/02/11 09:15

Lab Sample ID: 240-6462-11
Matrix: Solid
Percent Solids: 88.3

Method: 8270C - Semivolatile Organic Compounds (GC/MS)

Analyte	Result	Qualifier	RL	MDL	Unit	D	Prepared	Analyzed	Dil Fac
1,1'-Biphenyl	57	U	57	31	ug/Kg	☼	12/06/11 08:54	12/08/11 22:11	1
2,2'-oxybis[1-chloropropane]	110	U	110	11	ug/Kg	☼	12/06/11 08:54	12/08/11 22:11	1
2,4,5-Trichlorophenol	170	U	170	28	ug/Kg	☼	12/06/11 08:54	12/08/11 22:11	1
2,4,6-Trichlorophenol	170	U	170	91	ug/Kg	☼	12/06/11 08:54	12/08/11 22:11	1
2,4-Dichlorophenol	170	U	170	23	ug/Kg	☼	12/06/11 08:54	12/08/11 22:11	1
2,4-Dimethylphenol	170	U	170	23	ug/Kg	☼	12/06/11 08:54	12/08/11 22:11	1
2,4-Dinitrophenol	370	U	370	91	ug/Kg	☼	12/06/11 08:54	12/08/11 22:11	1
2,4-Dinitrotoluene	230	U	230	31	ug/Kg	☼	12/06/11 08:54	12/08/11 22:11	1
2,6-Dinitrotoluene	230	U	230	24	ug/Kg	☼	12/06/11 08:54	12/08/11 22:11	1
2-Chloronaphthalene	57	U	57	3.7	ug/Kg	☼	12/06/11 08:54	12/08/11 22:11	1
2-Chlorophenol	57	U	57	31	ug/Kg	☼	12/06/11 08:54	12/08/11 22:11	1
2-Methylnaphthalene	7.6	U	7.6	3.7	ug/Kg	☼	12/06/11 08:54	12/08/11 22:11	1
2-Methylphenol	230	U	230	91	ug/Kg	☼	12/06/11 08:54	12/08/11 22:11	1
2-Nitroaniline	230	U	230	10	ug/Kg	☼	12/06/11 08:54	12/08/11 22:11	1
2-Nitrophenol	57	U	57	31	ug/Kg	☼	12/06/11 08:54	12/08/11 22:11	1
3,3'-Dichlorobenzidine	110	U	110	20	ug/Kg	☼	12/06/11 08:54	12/08/11 22:11	1
3-Nitroaniline	230	U	230	18	ug/Kg	☼	12/06/11 08:54	12/08/11 22:11	1
4,6-Dinitro-2-methylphenol	170	U	170	91	ug/Kg	☼	12/06/11 08:54	12/08/11 22:11	1
4-Bromophenyl phenyl ether	57	U	57	15	ug/Kg	☼	12/06/11 08:54	12/08/11 22:11	1
4-Chloro-3-methylphenol	170	U	170	24	ug/Kg	☼	12/06/11 08:54	12/08/11 22:11	1
4-Chloroaniline	170	U	170	19	ug/Kg	☼	12/06/11 08:54	12/08/11 22:11	1
4-Chlorophenyl phenyl ether	57	U	57	15	ug/Kg	☼	12/06/11 08:54	12/08/11 22:11	1
4-Nitroaniline	230	U	230	29	ug/Kg	☼	12/06/11 08:54	12/08/11 22:11	1
4-Nitrophenol	370	U	370	91	ug/Kg	☼	12/06/11 08:54	12/08/11 22:11	1
Acenaphthene	7.6	U	7.6	3.7	ug/Kg	☼	12/06/11 08:54	12/08/11 22:11	1
Acenaphthylene	7.6	U	7.6	3.7	ug/Kg	☼	12/06/11 08:54	12/08/11 22:11	1
Acetophenone	110	U	110	10	ug/Kg	☼	12/06/11 08:54	12/08/11 22:11	1
Anthracene	**9.0**		7.6	3.7	ug/Kg	☼	12/06/11 08:54	12/08/11 22:11	1
Atrazine	230	U	230	10	ug/Kg	☼	12/06/11 08:54	12/08/11 22:11	1
Benzaldehyde	110	U	110	14	ug/Kg	☼	12/06/11 08:54	12/08/11 22:11	1
Benzo[a]anthracene	7.6	U	7.6	3.7	ug/Kg	☼	12/06/11 08:54	12/08/11 22:11	1
Benzo[a]pyrene	7.6	U	7.6	3.7	ug/Kg	☼	12/06/11 08:54	12/08/11 22:11	1
Benzo[b]fluoranthene	7.6	U	7.6	3.7	ug/Kg	☼	12/06/11 08:54	12/08/11 22:11	1
Benzo[g,h,i]perylene	**6.4**	**J**	7.6	3.7	ug/Kg	☼	12/06/11 08:54	12/08/11 22:11	1
Benzo[k]fluoranthene	7.6	U	7.6	3.7	ug/Kg	☼	12/06/11 08:54	12/08/11 22:11	1
Bis(2-chloroethoxy)methane	110	U	110	25	ug/Kg	☼	12/06/11 08:54	12/08/11 22:11	1
Bis(2-chloroethyl)ether	110	U	110	2.3	ug/Kg	☼	12/06/11 08:54	12/08/11 22:11	1
Bis(2-ethylhexyl) phthalate	57	U	57	22	ug/Kg	☼	12/06/11 08:54	12/08/11 22:11	1
Butyl benzyl phthalate	**33**	**J**	57	11	ug/Kg	☼	12/06/11 08:54	12/08/11 22:11	1
Caprolactam	370	U	370	42	ug/Kg	☼	12/06/11 08:54	12/08/11 22:11	1
Carbazole	57	U	57	31	ug/Kg	☼	12/06/11 08:54	12/08/11 22:11	1
Chrysene	**11**		7.6	1.2	ug/Kg	☼	12/06/11 08:54	12/08/11 22:11	1
Dibenz(a,h)anthracene	7.6	U	7.6	3.7	ug/Kg	☼	12/06/11 08:54	12/08/11 22:11	1
Dibenzofuran	57	U	57	3.7	ug/Kg	☼	12/06/11 08:54	12/08/11 22:11	1
Diethyl phthalate	57	U	57	18	ug/Kg	☼	12/06/11 08:54	12/08/11 22:11	1
Dimethyl phthalate	57	U	57	19	ug/Kg	☼	12/06/11 08:54	12/08/11 22:11	1
Di-n-butyl phthalate	57	U	57	17	ug/Kg	☼	12/06/11 08:54	12/08/11 22:11	1
Di-n-octyl phthalate	57	U	57	31	ug/Kg	☼	12/06/11 08:54	12/08/11 22:11	1
Fluoranthene	**11**		7.6	3.7	ug/Kg	☼	12/06/11 08:54	12/08/11 22:11	1
Fluorene	7.6	U	7.6	3.7	ug/Kg	☼	12/06/11 08:54	12/08/11 22:11	1

Client Sample ID: S-017324-12011-TP-172
Date Collected: 12/01/11 10:35
Date Received: 12/02/11 09:15

Lab Sample ID: 240-6462-11
Matrix: Solid
Percent Solids: 88.3

Method: 8270C - Semivolatile Organic Compounds (GC/MS) (Continued)

Analyte	Result	Qualifier	RL	MDL	Unit	D	Prepared	Analyzed	Dil Fac
Hexachlorobenzene	7.6	U	7.6	2.4	ug/Kg	☼	12/06/11 08:54	12/08/11 22:11	1
Hexachlorobutadiene	57	U	57	31	ug/Kg	☼	12/06/11 08:54	12/08/11 22:11	1
Hexachlorocyclopentadiene	370	U	370	31	ug/Kg	☼	12/06/11 08:54	12/08/11 22:11	1
Hexachloroethane	57	U	57	10	ug/Kg	☼	12/06/11 08:54	12/08/11 22:11	1
Indeno[1,2,3-cd]pyrene	7.6	U	7.6	3.7	ug/Kg	☼	12/06/11 08:54	12/08/11 22:11	1
Isophorone	57	U	57	15	ug/Kg	☼	12/06/11 08:54	12/08/11 22:11	1
Naphthalene	7.6	U	7.6	3.7	ug/Kg	☼	12/06/11 08:54	12/08/11 22:11	1
Nitrobenzene	110	U	110	2.5	ug/Kg	☼	12/06/11 08:54	12/08/11 22:11	1
N-Nitrosodi-n-propylamine	57	U	57	31	ug/Kg	☼	12/06/11 08:54	12/08/11 22:11	1
N-Nitrosodiphenylamine	57	U	57	24	ug/Kg	☼	12/06/11 08:54	12/08/11 22:11	1
Pentachlorophenol	170	U	170	91	ug/Kg	☼	12/06/11 08:54	12/08/11 22:11	1
Phenol	57	U	57	31	ug/Kg	☼	12/06/11 08:54	12/08/11 22:11	1
Phenanthrene	**12**		7.6	3.7	ug/Kg	☼	12/06/11 08:54	12/08/11 22:11	1
Pyrene	**8.2**		7.6	3.7	ug/Kg	☼	12/06/11 08:54	12/08/11 22:11	1
3 & 4 Methylphenol	450	U	450	23	ug/Kg	☼	12/06/11 08:54	12/08/11 22:11	1

Surrogate	*%Recovery*	*Qualifier*	*Limits*	*Prepared*	*Analyzed*	*Dil Fac*
2-Fluorobiphenyl (Surr)	*51*		*34 - 110*	*12/06/11 08:54*	*12/08/11 22:11*	*1*
2-Fluorophenol (Surr)	*63*		*26 - 110*	*12/06/11 08:54*	*12/08/11 22:11*	*1*
2,4,6-Tribromophenol (Surr)	*41*		*10 - 118*	*12/06/11 08:54*	*12/08/11 22:11*	*1*
Nitrobenzene-d5 (Surr)	*55*		*24 - 112*	*12/06/11 08:54*	*12/08/11 22:11*	*1*
Phenol-d5 (Surr)	*55*		*28 - 110*	*12/06/11 08:54*	*12/08/11 22:11*	*1*
Terphenyl-d14 (Surr)	*72*		*41 - 119*	*12/06/11 08:54*	*12/08/11 22:11*	*1*

Method: 8015B - Gasoline Range Organics - (GC)

Analyte	Result	Qualifier	RL	MDL	Unit	D	Prepared	Analyzed	Dil Fac
C6-C10	44	U	44	20	ug/Kg	☼	12/02/11 23:03	12/13/11 21:10	1

Surrogate	*%Recovery*	*Qualifier*	*Limits*	*Prepared*	*Analyzed*	*Dil Fac*
Trifluorotoluene (Surr)	*93*		*10 - 150*	*12/02/11 23:03*	*12/13/11 21:10*	*1*

Method: 8015B - Diesel Range Organics (DRO) (GC)

Analyte	Result	Qualifier	RL	MDL	Unit	D	Prepared	Analyzed	Dil Fac
C10-C20	**83**		19	10	mg/Kg	☼	12/06/11 08:16	12/08/11 20:00	1
C20-C34	**16**	**J B**	19	10	mg/Kg	☼	12/06/11 08:16	12/08/11 20:00	1

Surrogate	*%Recovery*	*Qualifier*	*Limits*	*Prepared*	*Analyzed*	*Dil Fac*
n-Nonane	*46*		*10 - 110*	*12/06/11 08:16*	*12/08/11 20:00*	*1*

Client Sample ID: S-017324-12011-TP-174
Date Collected: 12/01/11 11:10
Date Received: 12/02/11 09:15

Lab Sample ID: 240-6462-13
Matrix: Solid
Percent Solids: 88.1

Method: 8270C - Semivolatile Organic Compounds (GC/MS)

Analyte	Result	Qualifier	RL	MDL	Unit	D	Prepared	Analyzed	Dil Fac
1,1'-Biphenyl	57	U	57	31	ug/Kg	☼	12/06/11 08:54	12/08/11 22:27	1
2,2'-oxybis[1-chloropropane]	110	U	110	11	ug/Kg	☼	12/06/11 08:54	12/08/11 22:27	1
2,4,5-Trichlorophenol	170	U	170	28	ug/Kg	☼	12/06/11 08:54	12/08/11 22:27	1
2,4,6-Trichlorophenol	170	U	170	91	ug/Kg	☼	12/06/11 08:54	12/08/11 22:27	1
2,4-Dichlorophenol	170	U	170	23	ug/Kg	☼	12/06/11 08:54	12/08/11 22:27	1
2,4-Dimethylphenol	170	U	170	23	ug/Kg	☼	12/06/11 08:54	12/08/11 22:27	1
2,4-Dinitrophenol	370	U	370	91	ug/Kg	☼	12/06/11 08:54	12/08/11 22:27	1
2,4-Dinitrotoluene	230	U	230	31	ug/Kg	☼	12/06/11 08:54	12/08/11 22:27	1
2,6-Dinitrotoluene	230	U	230	24	ug/Kg	☼	12/06/11 08:54	12/08/11 22:27	1
2-Chloronaphthalene	57	U	57	3.7	ug/Kg	☼	12/06/11 08:54	12/08/11 22:27	1
2-Chlorophenol	57	U	57	31	ug/Kg	☼	12/06/11 08:54	12/08/11 22:27	1
2-Methylnaphthalene	7.6	U	7.6	3.7	ug/Kg	☼	12/06/11 08:54	12/08/11 22:27	1
2-Methylphenol	230	U	230	91	ug/Kg	☼	12/06/11 08:54	12/08/11 22:27	1
2-Nitroaniline	230	U	230	10	ug/Kg	☼	12/06/11 08:54	12/08/11 22:27	1
2-Nitrophenol	57	U	57	31	ug/Kg	☼	12/06/11 08:54	12/08/11 22:27	1
3,3'-Dichlorobenzidine	110	U	110	20	ug/Kg	☼	12/06/11 08:54	12/08/11 22:27	1
3-Nitroaniline	230	U	230	18	ug/Kg	☼	12/06/11 08:54	12/08/11 22:27	1
4,6-Dinitro-2-methylphenol	170	U	170	91	ug/Kg	☼	12/06/11 08:54	12/08/11 22:27	1
4-Bromophenyl phenyl ether	57	U	57	15	ug/Kg	☼	12/06/11 08:54	12/08/11 22:27	1
4-Chloro-3-methylphenol	170	U	170	24	ug/Kg	☼	12/06/11 08:54	12/08/11 22:27	1
4-Chloroaniline	170	U	170	19	ug/Kg	☼	12/06/11 08:54	12/08/11 22:27	1
4-Chlorophenyl phenyl ether	57	U	57	15	ug/Kg	☼	12/06/11 08:54	12/08/11 22:27	1
4-Nitroaniline	230	U	230	29	ug/Kg	☼	12/06/11 08:54	12/08/11 22:27	1
4-Nitrophenol	370	U	370	91	ug/Kg	☼	12/06/11 08:54	12/08/11 22:27	1
Acenaphthene	7.6	U	7.6	3.7	ug/Kg	☼	12/06/11 08:54	12/08/11 22:27	1
Acenaphthylene	7.6	U	7.6	3.7	ug/Kg	☼	12/06/11 08:54	12/08/11 22:27	1
Acetophenone	110	U	110	10	ug/Kg	☼	12/06/11 08:54	12/08/11 22:27	1
Anthracene	7.6	U	7.6	3.7	ug/Kg	☼	12/06/11 08:54	12/08/11 22:27	1
Atrazine	230	U	230	10	ug/Kg	☼	12/06/11 08:54	12/08/11 22:27	1
Benzaldehyde	110	U	110	14	ug/Kg	☼	12/06/11 08:54	12/08/11 22:27	1
Benzo[a]anthracene	7.6	U	7.6	3.7	ug/Kg	☼	12/06/11 08:54	12/08/11 22:27	1
Benzo[a]pyrene	7.6	U	7.6	3.7	ug/Kg	☼	12/06/11 08:54	12/08/11 22:27	1
Benzo[b]fluoranthene	7.6	U	7.6	3.7	ug/Kg	☼	12/06/11 08:54	12/08/11 22:27	1
Benzo[g,h,i]perylene	7.6	U	7.6	3.7	ug/Kg	☼	12/06/11 08:54	12/08/11 22:27	1
Benzo[k]fluoranthene	7.6	U	7.6	3.7	ug/Kg	☼	12/06/11 08:54	12/08/11 22:27	1
Bis(2-chloroethoxy)methane	110	U	110	25	ug/Kg	☼	12/06/11 08:54	12/08/11 22:27	1
Bis(2-chloroethyl)ether	110	U	110	2.3	ug/Kg	☼	12/06/11 08:54	12/08/11 22:27	1
Bis(2-ethylhexyl) phthalate	**58**		57	22	ug/Kg	☼	12/06/11 08:54	12/08/11 22:27	1
Butyl benzyl phthalate	57	U	57	11	ug/Kg	☼	12/06/11 08:54	12/08/11 22:27	1
Caprolactam	370	U	370	42	ug/Kg	☼	12/06/11 08:54	12/08/11 22:27	1
Carbazole	57	U	57	31	ug/Kg	☼	12/06/11 08:54	12/08/11 22:27	1
Chrysene	7.6	U	7.6	1.2	ug/Kg	☼	12/06/11 08:54	12/08/11 22:27	1
Dibenz(a,h)anthracene	7.6	U	7.6	3.7	ug/Kg	☼	12/06/11 08:54	12/08/11 22:27	1
Dibenzofuran	57	U	57	3.7	ug/Kg	☼	12/06/11 08:54	12/08/11 22:27	1
Diethyl phthalate	57	U	57	18	ug/Kg	☼	12/06/11 08:54	12/08/11 22:27	1
Dimethyl phthalate	57	U	57	19	ug/Kg	☼	12/06/11 08:54	12/08/11 22:27	1
Di-n-butyl phthalate	57	U	57	17	ug/Kg	☼	12/06/11 08:54	12/08/11 22:27	1
Di-n-octyl phthalate	57	U	57	31	ug/Kg	☼	12/06/11 08:54	12/08/11 22:27	1
Fluoranthene	7.6	U	7.6	3.7	ug/Kg	☼	12/06/11 08:54	12/08/11 22:27	1
Fluorene	7.6	U	7.6	3.7	ug/Kg	☼	12/06/11 08:54	12/08/11 22:27	1

Client: Conestoga-Rovers & Associates, Inc.
Project/Site: 17324-T07, RACER Former MTM

TestAmerica Job ID: 240-6462-1

Client Sample ID: S-017324-12011-TP-174
Date Collected: 12/01/11 11:10
Date Received: 12/02/11 09:15

Lab Sample ID: 240-6462-13
Matrix: Solid
Percent Solids: 88.1

Method: 8270C - Semivolatile Organic Compounds (GC/MS) (Continued)

Analyte	Result	Qualifier	RL	MDL	Unit	D	Prepared	Analyzed	Dil Fac
Hexachlorobenzene	7.6	U	7.6	2.4	ug/Kg	☼	12/06/11 08:54	12/08/11 22:27	1
Hexachlorobutadiene	57	U	57	31	ug/Kg	☼	12/06/11 08:54	12/08/11 22:27	1
Hexachlorocyclopentadiene	370	U	370	31	ug/Kg	☼	12/06/11 08:54	12/08/11 22:27	1
Hexachloroethane	57	U	57	10	ug/Kg	☼	12/06/11 08:54	12/08/11 22:27	1
Indeno[1,2,3-cd]pyrene	7.6	U	7.6	3.7	ug/Kg	☼	12/06/11 08:54	12/08/11 22:27	1
Isophorone	57	U	57	15	ug/Kg	☼	12/06/11 08:54	12/08/11 22:27	1
Naphthalene	7.6	U	7.6	3.7	ug/Kg	☼	12/06/11 08:54	12/08/11 22:27	1
Nitrobenzene	110	U	110	2.5	ug/Kg	☼	12/06/11 08:54	12/08/11 22:27	1
N-Nitrosodi-n-propylamine	57	U	57	31	ug/Kg	☼	12/06/11 08:54	12/08/11 22:27	1
N-Nitrosodiphenylamine	57	U	57	24	ug/Kg	☼	12/06/11 08:54	12/08/11 22:27	1
Pentachlorophenol	170	U	170	91	ug/Kg	☼	12/06/11 08:54	12/08/11 22:27	1
Phenol	57	U	57	31	ug/Kg	☼	12/06/11 08:54	12/08/11 22:27	1
Phenanthrene	7.6	U	7.6	3.7	ug/Kg	☼	12/06/11 08:54	12/08/11 22:27	1
Pyrene	7.6	U	7.6	3.7	ug/Kg	☼	12/06/11 08:54	12/08/11 22:27	1
3 & 4 Methylphenol	450	U	450	23	ug/Kg	☼	12/06/11 08:54	12/08/11 22:27	1

Surrogate	*%Recovery*	*Qualifier*	*Limits*	*Prepared*	*Analyzed*	*Dil Fac*
2-Fluorobiphenyl (Surr)	*50*		*34 - 110*	*12/06/11 08:54*	*12/08/11 22:27*	*1*
2-Fluorophenol (Surr)	*60*		*26 - 110*	*12/06/11 08:54*	*12/08/11 22:27*	*1*
2,4,6-Tribromophenol (Surr)	*23*		*10 - 118*	*12/06/11 08:54*	*12/08/11 22:27*	*1*
Nitrobenzene-d5 (Surr)	*53*		*24 - 112*	*12/06/11 08:54*	*12/08/11 22:27*	*1*
Phenol-d5 (Surr)	*52*		*28 - 110*	*12/06/11 08:54*	*12/08/11 22:27*	*1*
Terphenyl-d14 (Surr)	*73*		*41 - 119*	*12/06/11 08:54*	*12/08/11 22:27*	*1*

Method: 8015B - Gasoline Range Organics - (GC)

Analyte	Result	Qualifier	RL	MDL	Unit	D	Prepared	Analyzed	Dil Fac
C6-C10	43	U	43	20	ug/Kg	☼	12/02/11 23:03	12/13/11 22:17	1

Surrogate	*%Recovery*	*Qualifier*	*Limits*	*Prepared*	*Analyzed*	*Dil Fac*
Trifluorotoluene (Surr)	*85*		*10 - 150*	*12/02/11 23:03*	*12/13/11 22:17*	*1*

Method: 8015B - Diesel Range Organics (DRO) (GC)

Analyte	Result	Qualifier	RL	MDL	Unit	D	Prepared	Analyzed	Dil Fac
C10-C20	19	U	19	11	mg/Kg	☼	12/06/11 08:16	12/08/11 20:24	1
C20-C34	**23**	**B**	19	11	mg/Kg	☼	12/06/11 08:16	12/08/11 20:24	1

Surrogate	*%Recovery*	*Qualifier*	*Limits*	*Prepared*	*Analyzed*	*Dil Fac*
n-Nonane	*42*		*10 - 110*	*12/06/11 08:16*	*12/08/11 20:24*	*1*

Client: Conestoga-Rovers & Associates, Inc.
Project/Site: 17324-T07, RACER Former MTM

TestAmerica Job ID: 240-6462-1

Client Sample ID: S-017324-12011-TP-175
Date Collected: 12/01/11 11:20
Date Received: 12/02/11 09:15

Lab Sample ID: 240-6462-14
Matrix: Solid
Percent Solids: 89.9

Method: 8270C - Semivolatile Organic Compounds (GC/MS)

Analyte	Result	Qualifier	RL	MDL	Unit	D	Prepared	Analyzed	Dil Fac
1,1'-Biphenyl	56	U	56	30	ug/Kg	☼	12/06/11 08:41	12/08/11 23:41	1
2,2'-oxybis[1-chloropropane]	110	U	110	11	ug/Kg	☼	12/06/11 08:41	12/08/11 23:41	1
2,4,5-Trichlorophenol	170	U	170	28	ug/Kg	☼	12/06/11 08:41	12/08/11 23:41	1
2,4,6-Trichlorophenol	170	U	170	89	ug/Kg	☼	12/06/11 08:41	12/08/11 23:41	1
2,4-Dichlorophenol	170	U	170	22	ug/Kg	☼	12/06/11 08:41	12/08/11 23:41	1
2,4-Dimethylphenol	170	U	170	22	ug/Kg	☼	12/06/11 08:41	12/08/11 23:41	1
2,4-Dinitrophenol	370	U	370	89	ug/Kg	☼	12/06/11 08:41	12/08/11 23:41	1
2,4-Dinitrotoluene	220	U	220	30	ug/Kg	☼	12/06/11 08:41	12/08/11 23:41	1
2,6-Dinitrotoluene	220	U	220	23	ug/Kg	☼	12/06/11 08:41	12/08/11 23:41	1
2-Chloronaphthalene	56	U	56	3.7	ug/Kg	☼	12/06/11 08:41	12/08/11 23:41	1
2-Chlorophenol	56	U	56	30	ug/Kg	☼	12/06/11 08:41	12/08/11 23:41	1
2-Methylnaphthalene	7.4	U	7.4	3.7	ug/Kg	☼	12/06/11 08:41	12/08/11 23:41	1
2-Methylphenol	220	U	220	89	ug/Kg	☼	12/06/11 08:41	12/08/11 23:41	1
2-Nitroaniline	220	U	220	10	ug/Kg	☼	12/06/11 08:41	12/08/11 23:41	1
2-Nitrophenol	56	U	56	30	ug/Kg	☼	12/06/11 08:41	12/08/11 23:41	1
3,3'-Dichlorobenzidine	110	U *	110	20	ug/Kg	☼	12/06/11 08:41	12/08/11 23:41	1
3-Nitroaniline	220	U	220	18	ug/Kg	☼	12/06/11 08:41	12/08/11 23:41	1
4,6-Dinitro-2-methylphenol	170	U	170	89	ug/Kg	☼	12/06/11 08:41	12/08/11 23:41	1
4-Bromophenyl phenyl ether	56	U	56	14	ug/Kg	☼	12/06/11 08:41	12/08/11 23:41	1
4-Chloro-3-methylphenol	170	U	170	23	ug/Kg	☼	12/06/11 08:41	12/08/11 23:41	1
4-Chloroaniline	170	U	170	19	ug/Kg	☼	12/06/11 08:41	12/08/11 23:41	1
4-Chlorophenyl phenyl ether	56	U	56	14	ug/Kg	☼	12/06/11 08:41	12/08/11 23:41	1
4-Nitroaniline	220	U	220	29	ug/Kg	☼	12/06/11 08:41	12/08/11 23:41	1
4-Nitrophenol	370	U	370	89	ug/Kg	☼	12/06/11 08:41	12/08/11 23:41	1
Acenaphthene	7.4	U	7.4	3.7	ug/Kg	☼	12/06/11 08:41	12/08/11 23:41	1
Acenaphthylene	7.4	U	7.4	3.7	ug/Kg	☼	12/06/11 08:41	12/08/11 23:41	1
Acetophenone	110	U	110	10	ug/Kg	☼	12/06/11 08:41	12/08/11 23:41	1
Anthracene	7.4	U	7.4	3.7	ug/Kg	☼	12/06/11 08:41	12/08/11 23:41	1
Atrazine	220	U	220	10	ug/Kg	☼	12/06/11 08:41	12/08/11 23:41	1
Benzaldehyde	110	U	110	13	ug/Kg	☼	12/06/11 08:41	12/08/11 23:41	1
Benzo[a]anthracene	7.4	U	7.4	3.7	ug/Kg	☼	12/06/11 08:41	12/08/11 23:41	1
Benzo[a]pyrene	7.4	U	7.4	3.7	ug/Kg	☼	12/06/11 08:41	12/08/11 23:41	1
Benzo[b]fluoranthene	7.4	U	7.4	3.7	ug/Kg	☼	12/06/11 08:41	12/08/11 23:41	1
Benzo[g,h,i]perylene	7.4	U	7.4	3.7	ug/Kg	☼	12/06/11 08:41	12/08/11 23:41	1
Benzo[k]fluoranthene	7.4	U	7.4	3.7	ug/Kg	☼	12/06/11 08:41	12/08/11 23:41	1
Bis(2-chloroethoxy)methane	110	U	110	25	ug/Kg	☼	12/06/11 08:41	12/08/11 23:41	1
Bis(2-chloroethyl)ether	110	U	110	2.2	ug/Kg	☼	12/06/11 08:41	12/08/11 23:41	1
Bis(2-ethylhexyl) phthalate	56	U	56	21	ug/Kg	☼	12/06/11 08:41	12/08/11 23:41	1
Butyl benzyl phthalate	56	U	56	11	ug/Kg	☼	12/06/11 08:41	12/08/11 23:41	1
Caprolactam	370	U	370	41	ug/Kg	☼	12/06/11 08:41	12/08/11 23:41	1
Carbazole	56	U	56	30	ug/Kg	☼	12/06/11 08:41	12/08/11 23:41	1
Chrysene	7.4	U	7.4	1.2	ug/Kg	☼	12/06/11 08:41	12/08/11 23:41	1
Dibenz(a,h)anthracene	7.4	U	7.4	3.7	ug/Kg	☼	12/06/11 08:41	12/08/11 23:41	1
Dibenzofuran	56	U	56	3.7	ug/Kg	☼	12/06/11 08:41	12/08/11 23:41	1
Diethyl phthalate	56	U	56	18	ug/Kg	☼	12/06/11 08:41	12/08/11 23:41	1
Dimethyl phthalate	56	U	56	19	ug/Kg	☼	12/06/11 08:41	12/08/11 23:41	1
Di-n-butyl phthalate	56	U	56	17	ug/Kg	☼	12/06/11 08:41	12/08/11 23:41	1
Di-n-octyl phthalate	56	U	56	30	ug/Kg	☼	12/06/11 08:41	12/08/11 23:41	1
Fluoranthene	7.4	U	7.4	3.7	ug/Kg	☼	12/06/11 08:41	12/08/11 23:41	1
Fluorene	7.4	U	7.4	3.7	ug/Kg	☼	12/06/11 08:41	12/08/11 23:41	1

Client Sample ID: S-017324-12011-TP-175
Date Collected: 12/01/11 11:20
Date Received: 12/02/11 09:15

Lab Sample ID: 240-6462-14
Matrix: Solid
Percent Solids: 89.9

Method: 8270C - Semivolatile Organic Compounds (GC/MS) (Continued)

Analyte	Result	Qualifier	RL	MDL	Unit	D	Prepared	Analyzed	Dil Fac
Hexachlorobenzene	7.4	U	7.4	2.3	ug/Kg	☼	12/06/11 08:41	12/08/11 23:41	1
Hexachlorobutadiene	56	U	56	30	ug/Kg	☼	12/06/11 08:41	12/08/11 23:41	1
Hexachlorocyclopentadiene	370	U	370	30	ug/Kg	☼	12/06/11 08:41	12/08/11 23:41	1
Hexachloroethane	56	U	56	10	ug/Kg	☼	12/06/11 08:41	12/08/11 23:41	1
Indeno[1,2,3-cd]pyrene	7.4	U	7.4	3.7	ug/Kg	☼	12/06/11 08:41	12/08/11 23:41	1
Isophorone	56	U	56	14	ug/Kg	☼	12/06/11 08:41	12/08/11 23:41	1
Naphthalene	7.4	U	7.4	3.7	ug/Kg	☼	12/06/11 08:41	12/08/11 23:41	1
Nitrobenzene	110	U	110	2.5	ug/Kg	☼	12/06/11 08:41	12/08/11 23:41	1
N-Nitrosodi-n-propylamine	56	U	56	30	ug/Kg	☼	12/06/11 08:41	12/08/11 23:41	1
N-Nitrosodiphenylamine	56	U	56	23	ug/Kg	☼	12/06/11 08:41	12/08/11 23:41	1
Pentachlorophenol	170	U	170	89	ug/Kg	☼	12/06/11 08:41	12/08/11 23:41	1
Phenol	56	U	56	30	ug/Kg	☼	12/06/11 08:41	12/08/11 23:41	1
Phenanthrene	7.4	U	7.4	3.7	ug/Kg	☼	12/06/11 08:41	12/08/11 23:41	1
Pyrene	7.4	U	7.4	3.7	ug/Kg	☼	12/06/11 08:41	12/08/11 23:41	1
3 & 4 Methylphenol	450	U	450	22	ug/Kg	☼	12/06/11 08:41	12/08/11 23:41	1

Surrogate	*%Recovery*	*Qualifier*	*Limits*	*Prepared*	*Analyzed*	*Dil Fac*
2-Fluorobiphenyl (Surr)	*52*		*34 - 110*	*12/06/11 08:41*	*12/08/11 23:41*	*1*
2-Fluorophenol (Surr)	*57*		*26 - 110*	*12/06/11 08:41*	*12/08/11 23:41*	*1*
2,4,6-Tribromophenol (Surr)	*26*		*10 - 118*	*12/06/11 08:41*	*12/08/11 23:41*	*1*
Nitrobenzene-d5 (Surr)	*53*		*24 - 112*	*12/06/11 08:41*	*12/08/11 23:41*	*1*
Phenol-d5 (Surr)	*61*		*28 - 110*	*12/06/11 08:41*	*12/08/11 23:41*	*1*
Terphenyl-d14 (Surr)	*73*		*41 - 119*	*12/06/11 08:41*	*12/08/11 23:41*	*1*

Method: 8015B - Gasoline Range Organics - (GC)

Analyte	Result	Qualifier	RL	MDL	Unit	D	Prepared	Analyzed	Dil Fac
C6-C10	44	U	44	20	ug/Kg	☼	12/02/11 23:03	12/13/11 22:51	1

Surrogate	*%Recovery*	*Qualifier*	*Limits*	*Prepared*	*Analyzed*	*Dil Fac*
Trifluorotoluene (Surr)	*86*		*10 - 150*	*12/02/11 23:03*	*12/13/11 22:51*	*1*

Method: 8015B - Diesel Range Organics (DRO) (GC)

Analyte	Result	Qualifier	RL	MDL	Unit	D	Prepared	Analyzed	Dil Fac
C10-C20	19	U	19	10	mg/Kg	☼	12/06/11 08:16	12/08/11 20:47	1
C20-C34	**17**	**J B**	19	10	mg/Kg	☼	12/06/11 08:16	12/08/11 20:47	1

Surrogate	*%Recovery*	*Qualifier*	*Limits*	*Prepared*	*Analyzed*	*Dil Fac*
n-Nonane	*35*		*10 - 110*	*12/06/11 08:16*	*12/08/11 20:47*	*1*

Client: Conestoga-Rovers & Associates, Inc.
Project/Site: 17324-T07, RACER Former MTM

TestAmerica Job ID: 240-6462-1

Client Sample ID: S-017324-12011-TP-177
Date Collected: 12/01/11 12:00
Date Received: 12/02/11 09:15

Lab Sample ID: 240-6462-16
Matrix: Solid
Percent Solids: 83.9

Method: 8260B - Volatile Organic Compounds (GC/MS)

Analyte	Result	Qualifier	RL	MDL	Unit	D	Prepared	Analyzed	Dil Fac
Acetone	17	U	17	5.4	ug/Kg	☼	12/02/11 23:03	12/09/11 15:19	1
Benzene	4.3	U	4.3	0.20	ug/Kg	☼	12/02/11 23:03	12/09/11 15:19	1
Dichlorobromomethane	4.3	U	4.3	0.24	ug/Kg	☼	12/02/11 23:03	12/09/11 15:19	1
Bromoform	4.3	U	4.3	0.28	ug/Kg	☼	12/02/11 23:03	12/09/11 15:19	1
Bromomethane	4.3	U	4.3	0.46	ug/Kg	☼	12/02/11 23:03	12/09/11 15:19	1
2-Butanone (MEK)	17	U	17	1.2	ug/Kg	☼	12/02/11 23:03	12/09/11 15:19	1
Carbon disulfide	**1.5**	**J B**	4.3	0.38	ug/Kg	☼	12/02/11 23:03	12/09/11 15:19	1
Carbon tetrachloride	4.3	U	4.3	0.32	ug/Kg	☼	12/02/11 23:03	12/09/11 15:19	1
Chlorobenzene	4.3	U	4.3	0.28	ug/Kg	☼	12/02/11 23:03	12/09/11 15:19	1
Chloroethane	4.3	U	4.3	0.74	ug/Kg	☼	12/02/11 23:03	12/09/11 15:19	1
Chloroform	4.3	U	4.3	0.25	ug/Kg	☼	12/02/11 23:03	12/09/11 15:19	1
Chloromethane	4.3	U	4.3	0.35	ug/Kg	☼	12/02/11 23:03	12/09/11 15:19	1
1,1-Dichloroethane	4.3	U	4.3	0.31	ug/Kg	☼	12/02/11 23:03	12/09/11 15:19	1
1,2-Dichloroethane	**0.49**	**J**	4.3	0.29	ug/Kg	☼	12/02/11 23:03	12/09/11 15:19	1
1,1-Dichloroethene	4.3	U	4.3	0.45	ug/Kg	☼	12/02/11 23:03	12/09/11 15:19	1
1,2-Dichloropropane	4.3	U	4.3	0.59	ug/Kg	☼	12/02/11 23:03	12/09/11 15:19	1
cis-1,3-Dichloropropene	4.3	U	4.3	0.29	ug/Kg	☼	12/02/11 23:03	12/09/11 15:19	1
trans-1,3-Dichloropropene	4.3	U	4.3	0.46	ug/Kg	☼	12/02/11 23:03	12/09/11 15:19	1
Ethylbenzene	4.3	U	4.3	0.22	ug/Kg	☼	12/02/11 23:03	12/09/11 15:19	1
2-Hexanone	17	U	17	0.54	ug/Kg	☼	12/02/11 23:03	12/09/11 15:19	1
Methylene Chloride	4.3	U	4.3	0.58	ug/Kg	☼	12/02/11 23:03	12/09/11 15:19	1
4-Methyl-2-pentanone (MIBK)	17	U	17	0.46	ug/Kg	☼	12/02/11 23:03	12/09/11 15:19	1
Styrene	4.3	U	4.3	0.13	ug/Kg	☼	12/02/11 23:03	12/09/11 15:19	1
1,1,2,2-Tetrachloroethane	4.3	U	4.3	0.29	ug/Kg	☼	12/02/11 23:03	12/09/11 15:19	1
Tetrachloroethene	4.3	U	4.3	0.45	ug/Kg	☼	12/02/11 23:03	12/09/11 15:19	1
Toluene	**0.66**	**J**	4.3	0.23	ug/Kg	☼	12/02/11 23:03	12/09/11 15:19	1
Trichloroethene	4.3	U	4.3	0.36	ug/Kg	☼	12/02/11 23:03	12/09/11 15:19	1
Vinyl chloride	4.3	U	4.3	0.34	ug/Kg	☼	12/02/11 23:03	12/09/11 15:19	1
Xylenes, Total	8.6	U	8.6	0.58	ug/Kg	☼	12/02/11 23:03	12/09/11 15:19	1
1,1,1-Trichloroethane	**1.1**	**J**	4.3	0.48	ug/Kg	☼	12/02/11 23:03	12/09/11 15:19	1
1,1,2-Trichloroethane	4.3	U	4.3	0.34	ug/Kg	☼	12/02/11 23:03	12/09/11 15:19	1
Cyclohexane	8.6	U	8.6	0.28	ug/Kg	☼	12/02/11 23:03	12/09/11 15:19	1
1,2-Dibromo-3-Chloropropane	8.6	U	8.6	1.1	ug/Kg	☼	12/02/11 23:03	12/09/11 15:19	1
Ethylene Dibromide	4.3	U	4.3	0.43	ug/Kg	☼	12/02/11 23:03	12/09/11 15:19	1
Dichlorodifluoromethane	4.3	U	4.3	0.43	ug/Kg	☼	12/02/11 23:03	12/09/11 15:19	1
cis-1,2-Dichloroethene	4.3	U	4.3	0.31	ug/Kg	☼	12/02/11 23:03	12/09/11 15:19	1
trans-1,2-Dichloroethene	4.3	U	4.3	0.35	ug/Kg	☼	12/02/11 23:03	12/09/11 15:19	1
Isopropylbenzene	4.3	U	4.3	0.14	ug/Kg	☼	12/02/11 23:03	12/09/11 15:19	1
Methyl acetate	8.6	U	8.6	1.2	ug/Kg	☼	12/02/11 23:03	12/09/11 15:19	1
Methyl tert-butyl ether	17	U	17	0.37	ug/Kg	☼	12/02/11 23:03	12/09/11 15:19	1
1,1,2-Trichloro-1,2,2-trifluoroethane	4.3	U	4.3	1.1	ug/Kg	☼	12/02/11 23:03	12/09/11 15:19	1
1,2,4-Trichlorobenzene	**0.29**	**J B**	4.3	0.23	ug/Kg	☼	12/02/11 23:03	12/09/11 15:19	1
1,2-Dichlorobenzene	4.3	U	4.3	0.31	ug/Kg	☼	12/02/11 23:03	12/09/11 15:19	1
1,3-Dichlorobenzene	4.3	U	4.3	0.30	ug/Kg	☼	12/02/11 23:03	12/09/11 15:19	1
1,4-Dichlorobenzene	4.3	U	4.3	0.57	ug/Kg	☼	12/02/11 23:03	12/09/11 15:19	1
Trichlorofluoromethane	**0.29**	**J**	4.3	0.29	ug/Kg	☼	12/02/11 23:03	12/09/11 15:19	1
Chlorodibromomethane	4.3	U	4.3	0.47	ug/Kg	☼	12/02/11 23:03	12/09/11 15:19	1
Methylcyclohexane	**0.42**	**J**	8.6	0.27	ug/Kg	☼	12/02/11 23:03	12/09/11 15:19	1

Client: Conestoga-Rovers & Associates, Inc.
Project/Site: 17324-T07, RACER Former MTM

TestAmerica Job ID: 240-6462-1

Client Sample ID: S-017324-12011-TP-177
Date Collected: 12/01/11 12:00
Date Received: 12/02/11 09:15

Lab Sample ID: 240-6462-16
Matrix: Solid
Percent Solids: 83.9

Surrogate	%Recovery	Qualifier	Limits	Prepared	Analyzed	Dil Fac
1,2-Dichloroethane-d4 (Surr)	*104*		*58 - 123*	*12/02/11 23:03*	*12/09/11 15:19*	*1*
4-Bromofluorobenzene (Surr)	*109*		*52 - 136*	*12/02/11 23:03*	*12/09/11 15:19*	*1*
Toluene-d8 (Surr)	*109*		*67 - 125*	*12/02/11 23:03*	*12/09/11 15:19*	*1*
Dibromofluoromethane (Surr)	*102*		*37 - 132*	*12/02/11 23:03*	*12/09/11 15:19*	*1*

Method: 8270C - Semivolatile Organic Compounds (GC/MS)

Analyte	Result	Qualifier	RL	MDL	Unit	D	Prepared	Analyzed	Dil Fac
1,1'-Biphenyl	300	U	300	160	ug/Kg	☼	12/06/11 08:41	12/12/11 19:27	5
2,2'-oxybis[1-chloropropane]	600	U	600	57	ug/Kg	☼	12/06/11 08:41	12/12/11 19:27	5
2,4,5-Trichlorophenol	890	U	890	150	ug/Kg	☼	12/06/11 08:41	12/12/11 19:27	5
2,4,6-Trichlorophenol	890	U	890	480	ug/Kg	☼	12/06/11 08:41	12/12/11 19:27	5
2,4-Dichlorophenol	890	U	890	120	ug/Kg	☼	12/06/11 08:41	12/12/11 19:27	5
2,4-Dimethylphenol	890	U	890	120	ug/Kg	☼	12/06/11 08:41	12/12/11 19:27	5
2,4-Dinitrophenol	2000	U	2000	480	ug/Kg	☼	12/06/11 08:41	12/12/11 19:27	5
2,4-Dinitrotoluene	1200	U	1200	160	ug/Kg	☼	12/06/11 08:41	12/12/11 19:27	5
2,6-Dinitrotoluene	1200	U	1200	130	ug/Kg	☼	12/06/11 08:41	12/12/11 19:27	5
2-Chloronaphthalene	300	U	300	20	ug/Kg	☼	12/06/11 08:41	12/12/11 19:27	5
2-Chlorophenol	300	U	300	160	ug/Kg	☼	12/06/11 08:41	12/12/11 19:27	5
2-Methylnaphthalene	**56**		40	20	ug/Kg	☼	12/06/11 08:41	12/12/11 19:27	5
2-Methylphenol	1200	U	1200	480	ug/Kg	☼	12/06/11 08:41	12/12/11 19:27	5
2-Nitroaniline	1200	U	1200	54	ug/Kg	☼	12/06/11 08:41	12/12/11 19:27	5
2-Nitrophenol	300	U	300	160	ug/Kg	☼	12/06/11 08:41	12/12/11 19:27	5
3,3'-Dichlorobenzidine	600	U *	600	110	ug/Kg	☼	12/06/11 08:41	12/12/11 19:27	5
3-Nitroaniline	1200	U	1200	95	ug/Kg	☼	12/06/11 08:41	12/12/11 19:27	5
4,6-Dinitro-2-methylphenol	890	U	890	480	ug/Kg	☼	12/06/11 08:41	12/12/11 19:27	5
4-Bromophenyl phenyl ether	300	U	300	77	ug/Kg	☼	12/06/11 08:41	12/12/11 19:27	5
4-Chloro-3-methylphenol	890	U	890	130	ug/Kg	☼	12/06/11 08:41	12/12/11 19:27	5
4-Chloroaniline	890	U	890	100	ug/Kg	☼	12/06/11 08:41	12/12/11 19:27	5
4-Chlorophenyl phenyl ether	300	U	300	77	ug/Kg	☼	12/06/11 08:41	12/12/11 19:27	5
4-Nitroaniline	1200	U	1200	150	ug/Kg	☼	12/06/11 08:41	12/12/11 19:27	5
4-Nitrophenol	2000	U	2000	480	ug/Kg	☼	12/06/11 08:41	12/12/11 19:27	5
Acenaphthene	**220**		40	20	ug/Kg	☼	12/06/11 08:41	12/12/11 19:27	5
Acenaphthylene	**47**		40	20	ug/Kg	☼	12/06/11 08:41	12/12/11 19:27	5
Acetophenone	600	U	600	55	ug/Kg	☼	12/06/11 08:41	12/12/11 19:27	5
Anthracene	**510**		40	20	ug/Kg	☼	12/06/11 08:41	12/12/11 19:27	5
Atrazine	1200	U	1200	54	ug/Kg	☼	12/06/11 08:41	12/12/11 19:27	5
Benzaldehyde	600	U	600	71	ug/Kg	☼	12/06/11 08:41	12/12/11 19:27	5
Benzo[a]anthracene	**1700**		40	20	ug/Kg	☼	12/06/11 08:41	12/12/11 19:27	5
Benzo[a]pyrene	**1500**		40	20	ug/Kg	☼	12/06/11 08:41	12/12/11 19:27	5
Benzo[b]fluoranthene	**2100**		40	20	ug/Kg	☼	12/06/11 08:41	12/12/11 19:27	5
Benzo[g,h,i]perylene	**900**		40	20	ug/Kg	☼	12/06/11 08:41	12/12/11 19:27	5
Benzo[k]fluoranthene	**720**		40	20	ug/Kg	☼	12/06/11 08:41	12/12/11 19:27	5
Bis(2-chloroethoxy)methane	600	U	600	130	ug/Kg	☼	12/06/11 08:41	12/12/11 19:27	5
Bis(2-chloroethyl)ether	600	U	600	12	ug/Kg	☼	12/06/11 08:41	12/12/11 19:27	5
Bis(2-ethylhexyl) phthalate	**450**		300	110	ug/Kg	☼	12/06/11 08:41	12/12/11 19:27	5
Butyl benzyl phthalate	300	U	300	60	ug/Kg	☼	12/06/11 08:41	12/12/11 19:27	5
Caprolactam	2000	U	2000	220	ug/Kg	☼	12/06/11 08:41	12/12/11 19:27	5
Carbazole	**240**	**J**	300	160	ug/Kg	☼	12/06/11 08:41	12/12/11 19:27	5
Chrysene	**2000**		40	6.6	ug/Kg	☼	12/06/11 08:41	12/12/11 19:27	5
Dibenz(a,h)anthracene	**290**		40	20	ug/Kg	☼	12/06/11 08:41	12/12/11 19:27	5
Dibenzofuran	**130**	**J**	300	20	ug/Kg	☼	12/06/11 08:41	12/12/11 19:27	5

Client Sample ID: S-017324-12011-TP-177
Date Collected: 12/01/11 12:00
Date Received: 12/02/11 09:15

Lab Sample ID: 240-6462-16
Matrix: Solid
Percent Solids: 83.9

Method: 8270C - Semivolatile Organic Compounds (GC/MS) (Continued)

Analyte	Result	Qualifier	RL	MDL	Unit	D	Prepared	Analyzed	Dil Fac
Diethyl phthalate	300	U	300	95	ug/Kg	☼	12/06/11 08:41	12/12/11 19:27	5
Dimethyl phthalate	300	U	300	100	ug/Kg	☼	12/06/11 08:41	12/12/11 19:27	5
Di-n-butyl phthalate	300	U	300	89	ug/Kg	☼	12/06/11 08:41	12/12/11 19:27	5
Di-n-octyl phthalate	300	U	300	160	ug/Kg	☼	12/06/11 08:41	12/12/11 19:27	5
Fluoranthene	**4400**		40	20	ug/Kg	☼	12/06/11 08:41	12/12/11 19:27	5
Fluorene	**250**		40	20	ug/Kg	☼	12/06/11 08:41	12/12/11 19:27	5
Hexachlorobenzene	40	U	40	13	ug/Kg	☼	12/06/11 08:41	12/12/11 19:27	5
Hexachlorobutadiene	300	U	300	160	ug/Kg	☼	12/06/11 08:41	12/12/11 19:27	5
Hexachlorocyclopentadiene	2000	U	2000	160	ug/Kg	☼	12/06/11 08:41	12/12/11 19:27	5
Hexachloroethane	300	U	300	54	ug/Kg	☼	12/06/11 08:41	12/12/11 19:27	5
Indeno[1,2,3-cd]pyrene	**850**		40	20	ug/Kg	☼	12/06/11 08:41	12/12/11 19:27	5
Isophorone	300	U	300	77	ug/Kg	☼	12/06/11 08:41	12/12/11 19:27	5
Naphthalene	**70**		40	20	ug/Kg	☼	12/06/11 08:41	12/12/11 19:27	5
Nitrobenzene	600	U	600	13	ug/Kg	☼	12/06/11 08:41	12/12/11 19:27	5
N-Nitrosodi-n-propylamine	300	U	300	160	ug/Kg	☼	12/06/11 08:41	12/12/11 19:27	5
N-Nitrosodiphenylamine	300	U	300	130	ug/Kg	☼	12/06/11 08:41	12/12/11 19:27	5
Pentachlorophenol	890	U	890	480	ug/Kg	☼	12/06/11 08:41	12/12/11 19:27	5
Phenol	300	U	300	160	ug/Kg	☼	12/06/11 08:41	12/12/11 19:27	5
Phenanthrene	**1900**		40	20	ug/Kg	☼	12/06/11 08:41	12/12/11 19:27	5
Pyrene	**3500**		40	20	ug/Kg	☼	12/06/11 08:41	12/12/11 19:27	5
3 & 4 Methylphenol	2400	U	2400	120	ug/Kg	☼	12/06/11 08:41	12/12/11 19:27	5

Surrogate	*%Recovery*	*Qualifier*	*Limits*	*Prepared*	*Analyzed*	*Dil Fac*
2-Fluorobiphenyl (Surr)	*55*		*34 - 110*	*12/06/11 08:41*	*12/12/11 19:27*	*5*
2-Fluorophenol (Surr)	*59*		*26 - 110*	*12/06/11 08:41*	*12/12/11 19:27*	*5*
2,4,6-Tribromophenol (Surr)	*26*		*10 - 118*	*12/06/11 08:41*	*12/12/11 19:27*	*5*
Nitrobenzene-d5 (Surr)	*51*		*24 - 112*	*12/06/11 08:41*	*12/12/11 19:27*	*5*
Phenol-d5 (Surr)	*58*		*28 - 110*	*12/06/11 08:41*	*12/12/11 19:27*	*5*
Terphenyl-d14 (Surr)	*73*		*41 - 119*	*12/06/11 08:41*	*12/12/11 19:27*	*5*

Method: 8082 - Polychlorinated Biphenyls (PCBs) by Gas Chromatography

Analyte	Result	Qualifier	RL	MDL	Unit	D	Prepared	Analyzed	Dil Fac
Aroclor-1016	39	U	39	25	ug/Kg	☼	12/07/11 08:48	12/12/11 05:48	1
Aroclor-1221	39	U	39	19	ug/Kg	☼	12/07/11 08:48	12/12/11 05:48	1
Aroclor-1232	39	U	39	17	ug/Kg	☼	12/07/11 08:48	12/12/11 05:48	1
Aroclor-1242	39	U	39	15	ug/Kg	☼	12/07/11 08:48	12/12/11 05:48	1
Aroclor-1248	39	U	39	20	ug/Kg	☼	12/07/11 08:48	12/12/11 05:48	1
Aroclor-1254	39	U	39	20	ug/Kg	☼	12/07/11 08:48	12/12/11 05:48	1
Aroclor-1260	39	U	39	20	ug/Kg	☼	12/07/11 08:48	12/12/11 05:48	1

Surrogate	*%Recovery*	*Qualifier*	*Limits*	*Prepared*	*Analyzed*	*Dil Fac*
Tetrachloro-m-xylene	*63*		*29 - 151*	*12/07/11 08:48*	*12/12/11 05:48*	*1*
DCB Decachlorobiphenyl	*52*		*14 - 163*	*12/07/11 08:48*	*12/12/11 05:48*	*1*

Method: 6010B - Metals (ICP)

Analyte	Result	Qualifier	RL	MDL	Unit	D	Prepared	Analyzed	Dil Fac
Aluminum	**4800**		21	10	mg/Kg	☼	12/06/11 10:47	12/09/11 14:36	1
Antimony	**1.0**		1.0	0.41	mg/Kg	☼	12/06/11 10:47	12/08/11 21:17	1
Barium	**46**	**B**	21	0.074	mg/Kg	☼	12/06/11 10:47	12/08/11 21:17	1
Beryllium	**1.5**		0.52	0.045	mg/Kg	☼	12/06/11 10:47	12/08/11 21:17	1
Calcium	**61000**	**B**	2600	84	mg/Kg	☼	12/06/11 10:47	12/22/11 10:36	5

Client: Conestoga-Rovers & Associates, Inc.
Project/Site: 17324-T07, RACER Former MTM

TestAmerica Job ID: 240-6462-1

Client Sample ID: S-017324-12011-TP-177
Date Collected: 12/01/11 12:00
Date Received: 12/02/11 09:15

Lab Sample ID: 240-6462-16
Matrix: Solid
Percent Solids: 83.9

Method: 6010B - Metals (ICP) (Continued)

Analyte	Result	Qualifier	RL	MDL	Unit	D	Prepared	Analyzed	Dil Fac
Cadmium	0.91		0.21	0.038	mg/Kg	☼	12/06/11 10:47	12/08/11 21:17	1
Cobalt	10		5.2	0.17	mg/Kg	☼	12/06/11 10:47	12/08/11 21:17	1
Chromium	8.5		0.52	0.21	mg/Kg	☼	12/06/11 10:47	12/08/11 21:17	1
Copper	63		2.6	0.77	mg/Kg	☼	12/06/11 10:47	12/08/11 21:17	1
Iron	9600	B	10	5.1	mg/Kg	☼	12/06/11 10:47	12/08/11 21:17	1
Potassium	640	B	520	6.5	mg/Kg	☼	12/06/11 10:47	12/08/11 21:17	1
Magnesium	18000	B	520	5.3	mg/Kg	☼	12/06/11 10:47	12/08/11 21:17	1
Manganese	240	B	1.6	0.077	mg/Kg	☼	12/06/11 10:47	12/08/11 21:17	1
Silver	0.52	U	0.52	0.10	mg/Kg	☼	12/06/11 10:47	12/08/11 21:17	1
Sodium	85	J	520	69	mg/Kg	☼	12/06/11 10:47	12/08/11 21:17	1
Nickel	17		4.2	0.28	mg/Kg	☼	12/06/11 10:47	12/08/11 21:17	1
Vanadium	15	B	5.2	0.13	mg/Kg	☼	12/06/11 10:47	12/08/11 21:17	1
Zinc	81		2.1	1.0	mg/Kg	☼	12/06/11 10:47	12/08/11 21:17	1
Arsenic	3.9		1.0	0.31	mg/Kg	☼	12/06/11 10:47	12/08/11 21:17	1
Lead	21		0.31	0.20	mg/Kg	☼	12/06/11 10:47	12/08/11 21:17	1
Selenium	0.88		0.52	0.47	mg/Kg	☼	12/06/11 10:47	12/08/11 21:17	1
Thallium	0.87	J	1.0	0.58	mg/Kg	☼	12/06/11 10:47	12/08/11 21:17	1

Method: 7471A - Mercury (CVAA)

Analyte	Result	Qualifier	RL	MDL	Unit	D	Prepared	Analyzed	Dil Fac
Mercury	0.030	J	0.11	0.017	mg/Kg	☼	12/06/11 14:00	12/06/11 16:03	1

Client: Conestoga-Rovers & Associates, Inc.
Project/Site: 17324-T07, RACER Former MTM

TestAmerica Job ID: 240-6462-1

Client Sample ID: S-017324-12011-TP-178
Date Collected: 12/01/11 12:10
Date Received: 12/02/11 09:15

Lab Sample ID: 240-6462-17
Matrix: Solid
Percent Solids: 78.0

Method: 8260B - Volatile Organic Compounds (GC/MS)

Analyte	Result	Qualifier	RL	MDL	Unit	D	Prepared	Analyzed	Dil Fac
Acetone	**7.5**	**J B**	14	4.4	ug/Kg	☼	12/02/11 23:03	12/09/11 15:41	1
Benzene	3.5	U	3.5	0.16	ug/Kg	☼	12/02/11 23:03	12/09/11 15:41	1
Dichlorobromomethane	3.5	U	3.5	0.19	ug/Kg	☼	12/02/11 23:03	12/09/11 15:41	1
Bromoform	3.5	U	3.5	0.23	ug/Kg	☼	12/02/11 23:03	12/09/11 15:41	1
Bromomethane	3.5	U	3.5	0.38	ug/Kg	☼	12/02/11 23:03	12/09/11 15:41	1
2-Butanone (MEK)	**1.3**	**J**	14	0.97	ug/Kg	☼	12/02/11 23:03	12/09/11 15:41	1
Carbon disulfide	**0.62**	**J B**	3.5	0.31	ug/Kg	☼	12/02/11 23:03	12/09/11 15:41	1
Carbon tetrachloride	3.5	U	3.5	0.26	ug/Kg	☼	12/02/11 23:03	12/09/11 15:41	1
Chlorobenzene	3.5	U	3.5	0.23	ug/Kg	☼	12/02/11 23:03	12/09/11 15:41	1
Chloroethane	3.5	U	3.5	0.60	ug/Kg	☼	12/02/11 23:03	12/09/11 15:41	1
Chloroform	3.5	U	3.5	0.20	ug/Kg	☼	12/02/11 23:03	12/09/11 15:41	1
Chloromethane	3.5	U	3.5	0.29	ug/Kg	☼	12/02/11 23:03	12/09/11 15:41	1
1,1-Dichloroethane	3.5	U	3.5	0.25	ug/Kg	☼	12/02/11 23:03	12/09/11 15:41	1
1,2-Dichloroethane	3.5	U	3.5	0.24	ug/Kg	☼	12/02/11 23:03	12/09/11 15:41	1
1,1-Dichloroethene	3.5	U	3.5	0.36	ug/Kg	☼	12/02/11 23:03	12/09/11 15:41	1
1,2-Dichloropropane	3.5	U	3.5	0.48	ug/Kg	☼	12/02/11 23:03	12/09/11 15:41	1
cis-1,3-Dichloropropene	3.5	U	3.5	0.24	ug/Kg	☼	12/02/11 23:03	12/09/11 15:41	1
trans-1,3-Dichloropropene	3.5	U	3.5	0.38	ug/Kg	☼	12/02/11 23:03	12/09/11 15:41	1
Ethylbenzene	3.5	U	3.5	0.18	ug/Kg	☼	12/02/11 23:03	12/09/11 15:41	1
2-Hexanone	14	U	14	0.44	ug/Kg	☼	12/02/11 23:03	12/09/11 15:41	1
Methylene Chloride	3.5	U	3.5	0.47	ug/Kg	☼	12/02/11 23:03	12/09/11 15:41	1
4-Methyl-2-pentanone (MIBK)	14	U	14	0.38	ug/Kg	☼	12/02/11 23:03	12/09/11 15:41	1
Styrene	3.5	U	3.5	0.10	ug/Kg	☼	12/02/11 23:03	12/09/11 15:41	1
1,1,2,2-Tetrachloroethane	3.5	U	3.5	0.24	ug/Kg	☼	12/02/11 23:03	12/09/11 15:41	1
Tetrachloroethene	3.5	U	3.5	0.36	ug/Kg	☼	12/02/11 23:03	12/09/11 15:41	1
Toluene	**0.20**	**J**	3.5	0.19	ug/Kg	☼	12/02/11 23:03	12/09/11 15:41	1
Trichloroethene	3.5	U	3.5	0.29	ug/Kg	☼	12/02/11 23:03	12/09/11 15:41	1
Vinyl chloride	3.5	U	3.5	0.27	ug/Kg	☼	12/02/11 23:03	12/09/11 15:41	1
Xylenes, Total	7.0	U	7.0	0.47	ug/Kg	☼	12/02/11 23:03	12/09/11 15:41	1
1,1,1-Trichloroethane	3.5	U	3.5	0.39	ug/Kg	☼	12/02/11 23:03	12/09/11 15:41	1
1,1,2-Trichloroethane	3.5	U	3.5	0.27	ug/Kg	☼	12/02/11 23:03	12/09/11 15:41	1
Cyclohexane	7.0	U	7.0	0.23	ug/Kg	☼	12/02/11 23:03	12/09/11 15:41	1
1,2-Dibromo-3-Chloropropane	7.0	U	7.0	0.91	ug/Kg	☼	12/02/11 23:03	12/09/11 15:41	1
Ethylene Dibromide	3.5	U	3.5	0.35	ug/Kg	☼	12/02/11 23:03	12/09/11 15:41	1
Dichlorodifluoromethane	3.5	U	3.5	0.35	ug/Kg	☼	12/02/11 23:03	12/09/11 15:41	1
cis-1,2-Dichloroethene	3.5	U	3.5	0.25	ug/Kg	☼	12/02/11 23:03	12/09/11 15:41	1
trans-1,2-Dichloroethene	3.5	U	3.5	0.29	ug/Kg	☼	12/02/11 23:03	12/09/11 15:41	1
Isopropylbenzene	3.5	U	3.5	0.11	ug/Kg	☼	12/02/11 23:03	12/09/11 15:41	1
Methyl acetate	7.0	U	7.0	0.97	ug/Kg	☼	12/02/11 23:03	12/09/11 15:41	1
Methyl tert-butyl ether	14	U	14	0.30	ug/Kg	☼	12/02/11 23:03	12/09/11 15:41	1
1,1,2-Trichloro-1,2,2-trifluoroethane	3.5	U	3.5	0.91	ug/Kg	☼	12/02/11 23:03	12/09/11 15:41	1
1,2,4-Trichlorobenzene	3.5	U	3.5	0.19	ug/Kg	☼	12/02/11 23:03	12/09/11 15:41	1
1,2-Dichlorobenzene	3.5	U	3.5	0.25	ug/Kg	☼	12/02/11 23:03	12/09/11 15:41	1
1,3-Dichlorobenzene	3.5	U	3.5	0.24	ug/Kg	☼	12/02/11 23:03	12/09/11 15:41	1
1,4-Dichlorobenzene	3.5	U	3.5	0.46	ug/Kg	☼	12/02/11 23:03	12/09/11 15:41	1
Trichlorofluoromethane	3.5	U	3.5	0.24	ug/Kg	☼	12/02/11 23:03	12/09/11 15:41	1
Chlorodibromomethane	3.5	U	3.5	0.38	ug/Kg	☼	12/02/11 23:03	12/09/11 15:41	1
Methylcyclohexane	7.0	U	7.0	0.22	ug/Kg	☼	12/02/11 23:03	12/09/11 15:41	1

Client: Conestoga-Rovers & Associates, Inc.
Project/Site: 17324-T07, RACER Former MTM

TestAmerica Job ID: 240-6462-1

Client Sample ID: S-017324-12011-TP-178
Date Collected: 12/01/11 12:10
Date Received: 12/02/11 09:15

Lab Sample ID: 240-6462-17
Matrix: Solid
Percent Solids: 78.0

Surrogate	%Recovery	Qualifier	Limits	Prepared	Analyzed	Dil Fac
1,2-Dichloroethane-d4 (Surr)	*102*		*58 - 123*	*12/02/11 23:03*	*12/09/11 15:41*	*1*
4-Bromofluorobenzene (Surr)	*106*		*52 - 136*	*12/02/11 23:03*	*12/09/11 15:41*	*1*
Toluene-d8 (Surr)	*105*		*67 - 125*	*12/02/11 23:03*	*12/09/11 15:41*	*1*
Dibromofluoromethane (Surr)	*94*		*37 - 132*	*12/02/11 23:03*	*12/09/11 15:41*	*1*

Method: 8270C - Semivolatile Organic Compounds (GC/MS)

Analyte	Result	Qualifier	RL	MDL	Unit	D	Prepared	Analyzed	Dil Fac
1,1'-Biphenyl	64	U	64	34	ug/Kg	☼	12/06/11 08:41	12/09/11 00:18	1
2,2'-oxybis[1-chloropropane]	130	U	130	12	ug/Kg	☼	12/06/11 08:41	12/09/11 00:18	1
2,4,5-Trichlorophenol	190	U	190	32	ug/Kg	☼	12/06/11 08:41	12/09/11 00:18	1
2,4,6-Trichlorophenol	190	U	190	100	ug/Kg	☼	12/06/11 08:41	12/09/11 00:18	1
2,4-Dichlorophenol	190	U	190	26	ug/Kg	☼	12/06/11 08:41	12/09/11 00:18	1
2,4-Dimethylphenol	190	U	190	26	ug/Kg	☼	12/06/11 08:41	12/09/11 00:18	1
2,4-Dinitrophenol	420	U	420	100	ug/Kg	☼	12/06/11 08:41	12/09/11 00:18	1
2,4-Dinitrotoluene	260	U	260	34	ug/Kg	☼	12/06/11 08:41	12/09/11 00:18	1
2,6-Dinitrotoluene	260	U	260	27	ug/Kg	☼	12/06/11 08:41	12/09/11 00:18	1
2-Chloronaphthalene	64	U	64	4.2	ug/Kg	☼	12/06/11 08:41	12/09/11 00:18	1
2-Chlorophenol	64	U	64	34	ug/Kg	☼	12/06/11 08:41	12/09/11 00:18	1
2-Methylnaphthalene	**13**		8.5	4.2	ug/Kg	☼	12/06/11 08:41	12/09/11 00:18	1
2-Methylphenol	260	U	260	100	ug/Kg	☼	12/06/11 08:41	12/09/11 00:18	1
2-Nitroaniline	260	U	260	12	ug/Kg	☼	12/06/11 08:41	12/09/11 00:18	1
2-Nitrophenol	64	U	64	34	ug/Kg	☼	12/06/11 08:41	12/09/11 00:18	1
3,3'-Dichlorobenzidine	130	U *	130	23	ug/Kg	☼	12/06/11 08:41	12/09/11 00:18	1
3-Nitroaniline	260	U	260	20	ug/Kg	☼	12/06/11 08:41	12/09/11 00:18	1
4,6-Dinitro-2-methylphenol	190	U	190	100	ug/Kg	☼	12/06/11 08:41	12/09/11 00:18	1
4-Bromophenyl phenyl ether	64	U	64	17	ug/Kg	☼	12/06/11 08:41	12/09/11 00:18	1
4-Chloro-3-methylphenol	190	U	190	27	ug/Kg	☼	12/06/11 08:41	12/09/11 00:18	1
4-Chloroaniline	190	U	190	22	ug/Kg	☼	12/06/11 08:41	12/09/11 00:18	1
4-Chlorophenyl phenyl ether	64	U	64	17	ug/Kg	☼	12/06/11 08:41	12/09/11 00:18	1
4-Nitroaniline	260	U	260	33	ug/Kg	☼	12/06/11 08:41	12/09/11 00:18	1
4-Nitrophenol	420	U	420	100	ug/Kg	☼	12/06/11 08:41	12/09/11 00:18	1
Acenaphthene	8.5	U	8.5	4.2	ug/Kg	☼	12/06/11 08:41	12/09/11 00:18	1
Acenaphthylene	8.5	U	8.5	4.2	ug/Kg	☼	12/06/11 08:41	12/09/11 00:18	1
Acetophenone	130	U	130	12	ug/Kg	☼	12/06/11 08:41	12/09/11 00:18	1
Anthracene	**29**		8.5	4.2	ug/Kg	☼	12/06/11 08:41	12/09/11 00:18	1
Atrazine	260	U	260	12	ug/Kg	☼	12/06/11 08:41	12/09/11 00:18	1
Benzaldehyde	130	U	130	15	ug/Kg	☼	12/06/11 08:41	12/09/11 00:18	1
Benzo[a]anthracene	**26**		8.5	4.2	ug/Kg	☼	12/06/11 08:41	12/09/11 00:18	1
Benzo[a]pyrene	**21**		8.5	4.2	ug/Kg	☼	12/06/11 08:41	12/09/11 00:18	1
Benzo[b]fluoranthene	**37**		8.5	4.2	ug/Kg	☼	12/06/11 08:41	12/09/11 00:18	1
Benzo[g,h,i]perylene	**27**		8.5	4.2	ug/Kg	☼	12/06/11 08:41	12/09/11 00:18	1
Benzo[k]fluoranthene	**20**		8.5	4.2	ug/Kg	☼	12/06/11 08:41	12/09/11 00:18	1
Bis(2-chloroethoxy)methane	130	U	130	28	ug/Kg	☼	12/06/11 08:41	12/09/11 00:18	1
Bis(2-chloroethyl)ether	130	U	130	2.6	ug/Kg	☼	12/06/11 08:41	12/09/11 00:18	1
Bis(2-ethylhexyl) phthalate	64	U	64	24	ug/Kg	☼	12/06/11 08:41	12/09/11 00:18	1
Butyl benzyl phthalate	64	U	64	13	ug/Kg	☼	12/06/11 08:41	12/09/11 00:18	1
Caprolactam	420	U	420	47	ug/Kg	☼	12/06/11 08:41	12/09/11 00:18	1
Carbazole	64	U	64	34	ug/Kg	☼	12/06/11 08:41	12/09/11 00:18	1
Chrysene	**43**		8.5	1.4	ug/Kg	☼	12/06/11 08:41	12/09/11 00:18	1
Dibenz(a,h)anthracene	8.5	U	8.5	4.2	ug/Kg	☼	12/06/11 08:41	12/09/11 00:18	1
Dibenzofuran	**9.1**	**J**	64	4.2	ug/Kg	☼	12/06/11 08:41	12/09/11 00:18	1

Client Sample ID: S-017324-12011-TP-178
Date Collected: 12/01/11 12:10
Date Received: 12/02/11 09:15

Lab Sample ID: 240-6462-17
Matrix: Solid
Percent Solids: 78.0

Method: 8270C - Semivolatile Organic Compounds (GC/MS) (Continued)

Analyte	Result	Qualifier	RL	MDL	Unit	D	Prepared	Analyzed	Dil Fac
Diethyl phthalate	64	U	64	20	ug/Kg	☼	12/06/11 08:41	12/09/11 00:18	1
Dimethyl phthalate	64	U	64	22	ug/Kg	☼	12/06/11 08:41	12/09/11 00:18	1
Di-n-butyl phthalate	64	U	64	19	ug/Kg	☼	12/06/11 08:41	12/09/11 00:18	1
Di-n-octyl phthalate	64	U	64	34	ug/Kg	☼	12/06/11 08:41	12/09/11 00:18	1
Fluoranthene	**65**		8.5	4.2	ug/Kg	☼	12/06/11 08:41	12/09/11 00:18	1
Fluorene	**11**		8.5	4.2	ug/Kg	☼	12/06/11 08:41	12/09/11 00:18	1
Hexachlorobenzene	8.5	U	8.5	2.7	ug/Kg	☼	12/06/11 08:41	12/09/11 00:18	1
Hexachlorobutadiene	64	U	64	34	ug/Kg	☼	12/06/11 08:41	12/09/11 00:18	1
Hexachlorocyclopentadiene	420	U	420	34	ug/Kg	☼	12/06/11 08:41	12/09/11 00:18	1
Hexachloroethane	64	U	64	11	ug/Kg	☼	12/06/11 08:41	12/09/11 00:18	1
Indeno[1,2,3-cd]pyrene	**20**		8.5	4.2	ug/Kg	☼	12/06/11 08:41	12/09/11 00:18	1
Isophorone	64	U	64	17	ug/Kg	☼	12/06/11 08:41	12/09/11 00:18	1
Naphthalene	**15**		8.5	4.2	ug/Kg	☼	12/06/11 08:41	12/09/11 00:18	1
Nitrobenzene	130	U	130	2.8	ug/Kg	☼	12/06/11 08:41	12/09/11 00:18	1
N-Nitrosodi-n-propylamine	64	U	64	34	ug/Kg	☼	12/06/11 08:41	12/09/11 00:18	1
N-Nitrosodiphenylamine	64	U	64	27	ug/Kg	☼	12/06/11 08:41	12/09/11 00:18	1
Pentachlorophenol	190	U	190	100	ug/Kg	☼	12/06/11 08:41	12/09/11 00:18	1
Phenol	64	U	64	34	ug/Kg	☼	12/06/11 08:41	12/09/11 00:18	1
Phenanthrene	**68**		8.5	4.2	ug/Kg	☼	12/06/11 08:41	12/09/11 00:18	1
Pyrene	**50**		8.5	4.2	ug/Kg	☼	12/06/11 08:41	12/09/11 00:18	1
3 & 4 Methylphenol	510	U	510	26	ug/Kg	☼	12/06/11 08:41	12/09/11 00:18	1

Surrogate	*%Recovery*	*Qualifier*	*Limits*	*Prepared*	*Analyzed*	*Dil Fac*
2-Fluorobiphenyl (Surr)	*47*		*34 - 110*	*12/06/11 08:41*	*12/09/11 00:18*	*1*
2-Fluorophenol (Surr)	*51*		*26 - 110*	*12/06/11 08:41*	*12/09/11 00:18*	*1*
2,4,6-Tribromophenol (Surr)	*43*		*10 - 118*	*12/06/11 08:41*	*12/09/11 00:18*	*1*
Nitrobenzene-d5 (Surr)	*49*		*24 - 112*	*12/06/11 08:41*	*12/09/11 00:18*	*1*
Phenol-d5 (Surr)	*53*		*28 - 110*	*12/06/11 08:41*	*12/09/11 00:18*	*1*
Terphenyl-d14 (Surr)	*67*		*41 - 119*	*12/06/11 08:41*	*12/09/11 00:18*	*1*

Method: 8082 - Polychlorinated Biphenyls (PCBs) by Gas Chromatography

Analyte	Result	Qualifier	RL	MDL	Unit	D	Prepared	Analyzed	Dil Fac
Aroclor-1016	42	U	42	27	ug/Kg	☼	12/07/11 08:48	12/12/11 06:03	1
Aroclor-1221	42	U	42	20	ug/Kg	☼	12/07/11 08:48	12/12/11 06:03	1
Aroclor-1232	42	U	42	18	ug/Kg	☼	12/07/11 08:48	12/12/11 06:03	1
Aroclor-1242	**46**		42	17	ug/Kg	☼	12/07/11 08:48	12/12/11 06:03	1
Aroclor-1248	42	U	42	22	ug/Kg	☼	12/07/11 08:48	12/12/11 06:03	1
Aroclor-1254	42	U	42	22	ug/Kg	☼	12/07/11 08:48	12/12/11 06:03	1
Aroclor-1260	42	U	42	22	ug/Kg	☼	12/07/11 08:48	12/12/11 06:03	1

Surrogate	*%Recovery*	*Qualifier*	*Limits*	*Prepared*	*Analyzed*	*Dil Fac*
Tetrachloro-m-xylene	*72*		*29 - 151*	*12/07/11 08:48*	*12/12/11 06:03*	*1*
DCB Decachlorobiphenyl	*59*		*14 - 163*	*12/07/11 08:48*	*12/12/11 06:03*	*1*

Method: 6010B - Metals (ICP)

Analyte	Result	Qualifier	RL	MDL	Unit	D	Prepared	Analyzed	Dil Fac
Aluminum	**6700**		25	12	mg/Kg	☼	12/06/11 10:47	12/09/11 14:41	1
Antimony	**0.89**	**J**	1.2	0.49	mg/Kg	☼	12/06/11 10:47	12/08/11 21:23	1
Barium	**62**	**B**	25	0.088	mg/Kg	☼	12/06/11 10:47	12/08/11 21:23	1
Beryllium	**0.30**	**J**	0.62	0.054	mg/Kg	☼	12/06/11 10:47	12/08/11 21:23	1
Calcium	**3000**	**B**	620	20	mg/Kg	☼	12/06/11 10:47	12/08/11 21:23	1

Client: Conestoga-Rovers & Associates, Inc.
Project/Site: 17324-T07, RACER Former MTM

TestAmerica Job ID: 240-6462-1

Client Sample ID: S-017324-12011-TP-178
Date Collected: 12/01/11 12:10
Date Received: 12/02/11 09:15

Lab Sample ID: 240-6462-17
Matrix: Solid
Percent Solids: 78.0

Method: 6010B - Metals (ICP) (Continued)

Analyte	Result	Qualifier	RL	MDL	Unit	D	Prepared	Analyzed	Dil Fac
Cadmium	0.32		0.25	0.045	mg/Kg	☼	12/06/11 10:47	12/08/11 21:23	1
Cobalt	13		6.2	0.20	mg/Kg	☼	12/06/11 10:47	12/08/11 21:23	1
Chromium	10		0.62	0.25	mg/Kg	☼	12/06/11 10:47	12/08/11 21:23	1
Copper	13		3.1	0.92	mg/Kg	☼	12/06/11 10:47	12/08/11 21:23	1
Iron	12000	B	12	6.1	mg/Kg	☼	12/06/11 10:47	12/08/11 21:23	1
Potassium	600	J B	620	7.7	mg/Kg	☼	12/06/11 10:47	12/08/11 21:23	1
Magnesium	2100	B	620	6.4	mg/Kg	☼	12/06/11 10:47	12/08/11 21:23	1
Manganese	180	B	1.9	0.092	mg/Kg	☼	12/06/11 10:47	12/08/11 21:23	1
Silver	0.62	U	0.62	0.12	mg/Kg	☼	12/06/11 10:47	12/08/11 21:23	1
Sodium	620	U	620	82	mg/Kg	☼	12/06/11 10:47	12/08/11 21:23	1
Nickel	13		5.0	0.34	mg/Kg	☼	12/06/11 10:47	12/08/11 21:23	1
Vanadium	19	B	6.2	0.15	mg/Kg	☼	12/06/11 10:47	12/08/11 21:23	1
Zinc	54		2.5	1.2	mg/Kg	☼	12/06/11 10:47	12/08/11 21:23	1
Arsenic	4.7		1.2	0.37	mg/Kg	☼	12/06/11 10:47	12/08/11 21:23	1
Lead	35		0.37	0.24	mg/Kg	☼	12/06/11 10:47	12/08/11 21:23	1
Selenium	1.1		0.62	0.56	mg/Kg	☼	12/06/11 10:47	12/08/11 21:23	1
Thallium	1.2	U	1.2	0.68	mg/Kg	☼	12/06/11 10:47	12/08/11 21:23	1

Method: 7471A - Mercury (CVAA)

Analyte	Result	Qualifier	RL	MDL	Unit	D	Prepared	Analyzed	Dil Fac
Mercury	0.039	J	0.11	0.016	mg/Kg	☼	12/06/11 14:00	12/06/11 16:05	1

Client Sample ID: S-017324-12011-TP-179

Date Collected: 12/01/11 13:25
Date Received: 12/02/11 09:15

Lab Sample ID: 240-6462-18

Matrix: Solid
Percent Solids: 78.6

Method: 8082 - Polychlorinated Biphenyls (PCBs) by Gas Chromatography

Analyte	Result	Qualifier	RL	MDL	Unit	D	Prepared	Analyzed	Dil Fac
Aroclor-1016	42	U	42	27	ug/Kg	☼	12/07/11 08:48	12/12/11 06:18	1
Aroclor-1221	42	U	42	20	ug/Kg	☼	12/07/11 08:48	12/12/11 06:18	1
Aroclor-1232	42	U	42	18	ug/Kg	☼	12/07/11 08:48	12/12/11 06:18	1
Aroclor-1242	**38**	**J**	42	17	ug/Kg	☼	12/07/11 08:48	12/12/11 06:18	1
Aroclor-1248	42	U	42	22	ug/Kg	☼	12/07/11 08:48	12/12/11 06:18	1
Aroclor-1254	**200**		42	22	ug/Kg	☼	12/07/11 08:48	12/12/11 06:18	1
Aroclor-1260	42	U	42	22	ug/Kg	☼	12/07/11 08:48	12/12/11 06:18	1

Surrogate	*%Recovery*	*Qualifier*	*Limits*	*Prepared*	*Analyzed*	*Dil Fac*
Tetrachloro-m-xylene	*78*		*29 - 151*	*12/07/11 08:48*	*12/12/11 06:18*	*1*
DCB Decachlorobiphenyl	*75*		*14 - 163*	*12/07/11 08:48*	*12/12/11 06:18*	*1*

Method: 6010B - Metals (ICP)

Analyte	Result	Qualifier	RL	MDL	Unit	D	Prepared	Analyzed	Dil Fac
Aluminum	**12000**		22	11	mg/Kg	☼	12/06/11 10:47	12/09/11 14:47	1
Antimony	**1.1**		1.1	0.43	mg/Kg	☼	12/06/11 10:47	12/08/11 21:29	1
Barium	**100**	**B**	22	0.078	mg/Kg	☼	12/06/11 10:47	12/08/11 21:29	1
Beryllium	**0.61**		0.55	0.047	mg/Kg	☼	12/06/11 10:47	12/08/11 21:29	1
Calcium	**28000**	**B**	550	18	mg/Kg	☼	12/06/11 10:47	12/08/11 21:29	1
Cadmium	**0.39**		0.22	0.040	mg/Kg	☼	12/06/11 10:47	12/08/11 21:29	1
Cobalt	**8.1**		5.5	0.18	mg/Kg	☼	12/06/11 10:47	12/08/11 21:29	1
Chromium	**15**		0.55	0.22	mg/Kg	☼	12/06/11 10:47	12/08/11 21:29	1
Copper	**19**		2.7	0.81	mg/Kg	☼	12/06/11 10:47	12/08/11 21:29	1
Iron	**21000**	**B**	11	5.4	mg/Kg	☼	12/06/11 10:47	12/08/11 21:29	1
Potassium	**980**	**B**	550	6.8	mg/Kg	☼	12/06/11 10:47	12/08/11 21:29	1
Magnesium	**12000**	**B**	550	5.6	mg/Kg	☼	12/06/11 10:47	12/08/11 21:29	1
Manganese	**460**	**B**	1.6	0.081	mg/Kg	☼	12/06/11 10:47	12/08/11 21:29	1
Silver	0.55	U	0.55	0.11	mg/Kg	☼	12/06/11 10:47	12/08/11 21:29	1
Sodium	550	U	550	72	mg/Kg	☼	12/06/11 10:47	12/08/11 21:29	1
Nickel	**20**		4.4	0.30	mg/Kg	☼	12/06/11 10:47	12/08/11 21:29	1
Vanadium	**30**	**B**	5.5	0.13	mg/Kg	☼	12/06/11 10:47	12/08/11 21:29	1
Zinc	**98**		2.2	1.1	mg/Kg	☼	12/06/11 10:47	12/08/11 21:29	1
Arsenic	**9.2**		1.1	0.33	mg/Kg	☼	12/06/11 10:47	12/08/11 21:29	1
Lead	**14**		0.33	0.21	mg/Kg	☼	12/06/11 10:47	12/08/11 21:29	1
Selenium	0.55	U	0.55	0.49	mg/Kg	☼	12/06/11 10:47	12/08/11 21:29	1
Thallium	**1.1**		1.1	0.60	mg/Kg	☼	12/06/11 10:47	12/08/11 21:29	1

Method: 7471A - Mercury (CVAA)

Analyte	Result	Qualifier	RL	MDL	Unit	D	Prepared	Analyzed	Dil Fac
Mercury	**0.24**		0.098	0.015	mg/Kg	☼	12/06/11 14:00	12/06/11 16:06	1

Client: Conestoga-Rovers & Associates, Inc.
Project/Site: 17324-T07, RACER Former MTM

TestAmerica Job ID: 240-6462-1

Client Sample ID: S-017324-12011-TP-180
Date Collected: 12/01/11 13:28
Date Received: 12/02/11 09:15

Lab Sample ID: 240-6462-19
Matrix: Solid
Percent Solids: 88.6

Method: 8082 - Polychlorinated Biphenyls (PCBs) by Gas Chromatography

Analyte	Result	Qualifier	RL	MDL	Unit	D	Prepared	Analyzed	Dil Fac
Aroclor-1016	37	U	37	24	ug/Kg	☼	12/07/11 08:48	12/12/11 12:17	1
Aroclor-1221	37	U	37	18	ug/Kg	☼	12/07/11 08:48	12/12/11 12:17	1
Aroclor-1232	37	U	37	16	ug/Kg	☼	12/07/11 08:48	12/12/11 12:17	1
Aroclor-1242	37	U	37	15	ug/Kg	☼	12/07/11 08:48	12/12/11 12:17	1
Aroclor-1248	37	U	37	19	ug/Kg	☼	12/07/11 08:48	12/12/11 12:17	1
Aroclor-1254	37	U	37	19	ug/Kg	☼	12/07/11 08:48	12/12/11 12:17	1
Aroclor-1260	37	U	37	19	ug/Kg	☼	12/07/11 08:48	12/12/11 12:17	1

Surrogate	*%Recovery*	*Qualifier*	*Limits*	*Prepared*	*Analyzed*	*Dil Fac*
Tetrachloro-m-xylene	*64*		*29 - 151*	*12/07/11 08:48*	*12/12/11 12:17*	*1*
DCB Decachlorobiphenyl	*71*		*14 - 163*	*12/07/11 08:48*	*12/12/11 12:17*	*1*

Method: 6010B - Metals (ICP)

Analyte	Result	Qualifier	RL	MDL	Unit	D	Prepared	Analyzed	Dil Fac
Aluminum	**3600**		21	10	mg/Kg	☼	12/06/11 10:47	12/09/11 14:53	1
Antimony	**0.72**	**J**	1.1	0.41	mg/Kg	☼	12/06/11 10:47	12/08/11 21:48	1
Barium	**35**	**B**	21	0.075	mg/Kg	☼	12/06/11 10:47	12/08/11 21:48	1
Beryllium	**0.094**	**J**	0.53	0.045	mg/Kg	☼	12/06/11 10:47	12/08/11 21:48	1
Calcium	**48000**	**B**	530	17	mg/Kg	☼	12/06/11 10:47	12/08/11 21:48	1
Cadmium	**0.16**	**J**	0.21	0.038	mg/Kg	☼	12/06/11 10:47	12/08/11 21:48	1
Cobalt	**3.0**	**J**	5.3	0.17	mg/Kg	☼	12/06/11 10:47	12/08/11 21:48	1
Chromium	**6.5**		0.53	0.21	mg/Kg	☼	12/06/11 10:47	12/08/11 21:48	1
Copper	**10**		2.6	0.78	mg/Kg	☼	12/06/11 10:47	12/08/11 21:48	1
Iron	**8800**	**B**	11	5.2	mg/Kg	☼	12/06/11 10:47	12/08/11 21:48	1
Potassium	**660**	**B**	530	6.5	mg/Kg	☼	12/06/11 10:47	12/08/11 21:48	1
Magnesium	**38000**	**B**	530	5.4	mg/Kg	☼	12/06/11 10:47	12/08/11 21:48	1
Manganese	**230**	**B**	1.6	0.078	mg/Kg	☼	12/06/11 10:47	12/08/11 21:48	1
Silver	0.53	U	0.53	0.11	mg/Kg	☼	12/06/11 10:47	12/08/11 21:48	1
Sodium	**120**	**J**	530	70	mg/Kg	☼	12/06/11 10:47	12/08/11 21:48	1
Nickel	**8.9**		4.2	0.28	mg/Kg	☼	12/06/11 10:47	12/08/11 21:48	1
Vanadium	**11**	**B**	5.3	0.13	mg/Kg	☼	12/06/11 10:47	12/08/11 21:48	1
Zinc	**33**		2.1	1.1	mg/Kg	☼	12/06/11 10:47	12/08/11 21:48	1
Arsenic	**3.0**		1.1	0.32	mg/Kg	☼	12/06/11 10:47	12/08/11 21:48	1
Lead	**5.2**		0.32	0.20	mg/Kg	☼	12/06/11 10:47	12/08/11 21:48	1
Selenium	0.53	U	0.53	0.47	mg/Kg	☼	12/06/11 10:47	12/08/11 21:48	1
Thallium	**0.86**	**J**	1.1	0.58	mg/Kg	☼	12/06/11 10:47	12/08/11 21:48	1

Method: 7471A - Mercury (CVAA)

Analyte	Result	Qualifier	RL	MDL	Unit	D	Prepared	Analyzed	Dil Fac
Mercury	0.11	U	0.11	0.016	mg/Kg	☼	12/06/11 14:00	12/06/11 16:07	1

Client: Conestoga-Rovers & Associates, Inc.
Project/Site: 17324-T07, RACER Former MTM

TestAmerica Job ID: 240-6462-1

Client Sample ID: S-017324-12011-TP-181
Date Collected: 12/01/11 13:40
Date Received: 12/02/11 09:15

Lab Sample ID: 240-6462-20
Matrix: Solid
Percent Solids: 74.5

Method: 8082 - Polychlorinated Biphenyls (PCBs) by Gas Chromatography

Analyte	Result	Qualifier	RL	MDL	Unit	D	Prepared	Analyzed	Dil Fac
Aroclor-1016	44	U	44	28	ug/Kg	☼	12/07/11 08:48	12/12/11 07:00	1
Aroclor-1221	44	U	44	21	ug/Kg	☼	12/07/11 08:48	12/12/11 07:00	1
Aroclor-1232	44	U	44	19	ug/Kg	☼	12/07/11 08:48	12/12/11 07:00	1
Aroclor-1242	44	U	44	17	ug/Kg	☼	12/07/11 08:48	12/12/11 07:00	1
Aroclor-1248	44	U	44	23	ug/Kg	☼	12/07/11 08:48	12/12/11 07:00	1
Aroclor-1254	44	U	44	23	ug/Kg	☼	12/07/11 08:48	12/12/11 07:00	1
Aroclor-1260	44	U	44	23	ug/Kg	☼	12/07/11 08:48	12/12/11 07:00	1

Surrogate	*%Recovery*	*Qualifier*	*Limits*	*Prepared*	*Analyzed*	*Dil Fac*
Tetrachloro-m-xylene	*75*		*29 - 151*	*12/07/11 08:48*	*12/12/11 07:00*	*1*
DCB Decachlorobiphenyl	*73*		*14 - 163*	*12/07/11 08:48*	*12/12/11 07:00*	*1*

Method: 6010B - Metals (ICP)

Analyte	Result	Qualifier	RL	MDL	Unit	D	Prepared	Analyzed	Dil Fac
Aluminum	**8200**		25	12	mg/Kg	☼	12/06/11 10:47	12/09/11 14:59	1
Antimony	**1.0**	**J**	1.2	0.48	mg/Kg	☼	12/06/11 10:47	12/08/11 21:54	1
Barium	**79**	**B**	25	0.087	mg/Kg	☼	12/06/11 10:47	12/08/11 21:54	1
Beryllium	**0.68**		0.62	0.053	mg/Kg	☼	12/06/11 10:47	12/08/11 21:54	1
Calcium	**11000**	**B**	620	20	mg/Kg	☼	12/06/11 10:47	12/08/11 21:54	1
Cadmium	**1.8**		0.25	0.044	mg/Kg	☼	12/06/11 10:47	12/08/11 21:54	1
Cobalt	**12**		6.2	0.20	mg/Kg	☼	12/06/11 10:47	12/08/11 21:54	1
Chromium	**14**		0.62	0.25	mg/Kg	☼	12/06/11 10:47	12/08/11 21:54	1
Copper	**64**		3.1	0.91	mg/Kg	☼	12/06/11 10:47	12/08/11 21:54	1
Iron	**21000**	**B**	12	6.0	mg/Kg	☼	12/06/11 10:47	12/08/11 21:54	1
Potassium	**920**	**B**	620	7.6	mg/Kg	☼	12/06/11 10:47	12/08/11 21:54	1
Magnesium	**3800**	**B**	620	6.3	mg/Kg	☼	12/06/11 10:47	12/08/11 21:54	1
Manganese	**650**	**B**	1.8	0.091	mg/Kg	☼	12/06/11 10:47	12/08/11 21:54	1
Silver	0.62	U	0.62	0.12	mg/Kg	☼	12/06/11 10:47	12/08/11 21:54	1
Sodium	**170**	**J**	620	81	mg/Kg	☼	12/06/11 10:47	12/08/11 21:54	1
Nickel	**25**		4.9	0.33	mg/Kg	☼	12/06/11 10:47	12/08/11 21:54	1
Vanadium	**33**	**B**	6.2	0.15	mg/Kg	☼	12/06/11 10:47	12/08/11 21:54	1
Zinc	**330**		2.5	1.2	mg/Kg	☼	12/06/11 10:47	12/08/11 21:54	1
Arsenic	**9.7**		1.2	0.37	mg/Kg	☼	12/06/11 10:47	12/08/11 21:54	1
Lead	**65**		0.37	0.23	mg/Kg	☼	12/06/11 10:47	12/08/11 21:54	1
Selenium	0.62	U	0.62	0.55	mg/Kg	☼	12/06/11 10:47	12/08/11 21:54	1
Thallium	**1.2**		1.2	0.68	mg/Kg	☼	12/06/11 10:47	12/08/11 21:54	1

Method: 7471A - Mercury (CVAA)

Analyte	Result	Qualifier	RL	MDL	Unit	D	Prepared	Analyzed	Dil Fac
Mercury	**1.2**		0.13	0.019	mg/Kg	☼	12/06/11 14:00	12/06/11 16:08	1

Client: Conestoga-Rovers & Associates, Inc.
Project/Site: 17324-T07, RACER Former MTM

TestAmerica Job ID: 240-6462-1

Client Sample ID: S-017324-12011-TP-182
Date Collected: 12/01/11 13:42
Date Received: 12/02/11 09:15

Lab Sample ID: 240-6462-21
Matrix: Solid
Percent Solids: 81.3

Method: 8082 - Polychlorinated Biphenyls (PCBs) by Gas Chromatography

Analyte	Result	Qualifier	RL	MDL	Unit	D	Prepared	Analyzed	Dil Fac
Aroclor-1016	40	U	40	26	ug/Kg	☼	12/08/11 08:35	12/12/11 08:38	1
Aroclor-1221	40	U	40	20	ug/Kg	☼	12/08/11 08:35	12/12/11 08:38	1
Aroclor-1232	40	U	40	17	ug/Kg	☼	12/08/11 08:35	12/12/11 08:38	1
Aroclor-1242	40	U	40	16	ug/Kg	☼	12/08/11 08:35	12/12/11 08:38	1
Aroclor-1248	40	U	40	21	ug/Kg	☼	12/08/11 08:35	12/12/11 08:38	1
Aroclor-1254	40	U	40	21	ug/Kg	☼	12/08/11 08:35	12/12/11 08:38	1
Aroclor-1260	40	U	40	21	ug/Kg	☼	12/08/11 08:35	12/12/11 08:38	1

Surrogate	*%Recovery*	*Qualifier*	*Limits*	*Prepared*	*Analyzed*	*Dil Fac*
Tetrachloro-m-xylene	*66*		*29 - 151*	*12/08/11 08:35*	*12/12/11 08:38*	*1*
DCB Decachlorobiphenyl	*78*		*14 - 163*	*12/08/11 08:35*	*12/12/11 08:38*	*1*

Method: 6010B - Metals (ICP)

Analyte	Result	Qualifier	RL	MDL	Unit	D	Prepared	Analyzed	Dil Fac
Aluminum	**7900**		22	10	mg/Kg	☼	12/06/11 10:47	12/09/11 15:04	1
Antimony	**0.78**	**J**	1.1	0.42	mg/Kg	☼	12/06/11 10:47	12/08/11 22:00	1
Barium	**69**	**B**	22	0.077	mg/Kg	☼	12/06/11 10:47	12/08/11 22:00	1
Beryllium	**0.25**	**J**	0.54	0.046	mg/Kg	☼	12/06/11 10:47	12/08/11 22:00	1
Calcium	**48000**	**B**	540	17	mg/Kg	☼	12/06/11 10:47	12/08/11 22:00	1
Cadmium	**0.23**		0.22	0.039	mg/Kg	☼	12/06/11 10:47	12/08/11 22:00	1
Cobalt	**5.4**		5.4	0.17	mg/Kg	☼	12/06/11 10:47	12/08/11 22:00	1
Chromium	**11**		0.54	0.22	mg/Kg	☼	12/06/11 10:47	12/08/11 22:00	1
Copper	**14**		2.7	0.80	mg/Kg	☼	12/06/11 10:47	12/08/11 22:00	1
Iron	**16000**	**B**	11	5.3	mg/Kg	☼	12/06/11 10:47	12/08/11 22:00	1
Potassium	**1300**	**B**	540	6.7	mg/Kg	☼	12/06/11 10:47	12/08/11 22:00	1
Magnesium	**33000**	**B**	540	5.5	mg/Kg	☼	12/06/11 10:47	12/08/11 22:00	1
Manganese	**310**	**B**	1.6	0.080	mg/Kg	☼	12/06/11 10:47	12/08/11 22:00	1
Silver	0.54	U	0.54	0.11	mg/Kg	☼	12/06/11 10:47	12/08/11 22:00	1
Sodium	**150**	**J**	540	71	mg/Kg	☼	12/06/11 10:47	12/08/11 22:00	1
Nickel	**16**		4.3	0.29	mg/Kg	☼	12/06/11 10:47	12/08/11 22:00	1
Vanadium	**18**	**B**	5.4	0.13	mg/Kg	☼	12/06/11 10:47	12/08/11 22:00	1
Zinc	**43**		2.2	1.1	mg/Kg	☼	12/06/11 10:47	12/08/11 22:00	1
Arsenic	**5.1**		1.1	0.32	mg/Kg	☼	12/06/11 10:47	12/08/11 22:00	1
Lead	**9.2**		0.32	0.20	mg/Kg	☼	12/06/11 10:47	12/08/11 22:00	1
Selenium	0.54	U	0.54	0.49	mg/Kg	☼	12/06/11 10:47	12/08/11 22:00	1
Thallium	**0.92**	**J**	1.1	0.59	mg/Kg	☼	12/06/11 10:47	12/08/11 22:00	1

Method: 7471A - Mercury (CVAA)

Analyte	Result	Qualifier	RL	MDL	Unit	D	Prepared	Analyzed	Dil Fac
Mercury	0.091	U	0.091	0.014	mg/Kg	☼	12/06/11 14:00	12/06/11 16:10	1

Client: Conestoga-Rovers & Associates, Inc.
Project/Site: 17324-T07, RACER Former MTM

TestAmerica Job ID: 240-6462-1

Client Sample ID: S-017324-12011-TP-183
Date Collected: 12/01/11 13:52
Date Received: 12/02/11 09:15

Lab Sample ID: 240-6462-22
Matrix: Solid
Percent Solids: 88.3

Method: 8082 - Polychlorinated Biphenyls (PCBs) by Gas Chromatography

Analyte	Result	Qualifier	RL	MDL	Unit	D	Prepared	Analyzed	Dil Fac
Aroclor-1016	37	U	37	24	ug/Kg	☼	12/08/11 08:35	12/12/11 08:52	1
Aroclor-1221	37	U	37	18	ug/Kg	☼	12/08/11 08:35	12/12/11 08:52	1
Aroclor-1232	37	U	37	16	ug/Kg	☼	12/08/11 08:35	12/12/11 08:52	1
Aroclor-1242	37	U	37	15	ug/Kg	☼	12/08/11 08:35	12/12/11 08:52	1
Aroclor-1248	37	U	37	19	ug/Kg	☼	12/08/11 08:35	12/12/11 08:52	1
Aroclor-1254	37	U	37	19	ug/Kg	☼	12/08/11 08:35	12/12/11 08:52	1
Aroclor-1260	37	U	37	19	ug/Kg	☼	12/08/11 08:35	12/12/11 08:52	1

Surrogate	*%Recovery*	*Qualifier*	*Limits*	*Prepared*	*Analyzed*	*Dil Fac*
Tetrachloro-m-xylene	*94*		*29 - 151*	*12/08/11 08:35*	*12/12/11 08:52*	*1*
DCB Decachlorobiphenyl	*77*		*14 - 163*	*12/08/11 08:35*	*12/12/11 08:52*	*1*

Method: 6010B - Metals (ICP)

Analyte	Result	Qualifier	RL	MDL	Unit	D	Prepared	Analyzed	Dil Fac
Aluminum	**4100**		19	9.1	mg/Kg	☼	12/06/11 10:47	12/09/11 15:10	1
Antimony	**0.41**	**J**	0.95	0.37	mg/Kg	☼	12/06/11 10:47	12/08/11 22:06	1
Barium	**33**	**B**	19	0.068	mg/Kg	☼	12/06/11 10:47	12/08/11 22:06	1
Beryllium	**0.14**	**J**	0.48	0.041	mg/Kg	☼	12/06/11 10:47	12/08/11 22:06	1
Calcium	**44000**	**B**	480	15	mg/Kg	☼	12/06/11 10:47	12/08/11 22:06	1
Cadmium	**0.38**		0.19	0.034	mg/Kg	☼	12/06/11 10:47	12/08/11 22:06	1
Cobalt	**4.7**	**J**	4.8	0.15	mg/Kg	☼	12/06/11 10:47	12/08/11 22:06	1
Chromium	**6.8**		0.48	0.19	mg/Kg	☼	12/06/11 10:47	12/08/11 22:06	1
Copper	**11**		2.4	0.70	mg/Kg	☼	12/06/11 10:47	12/08/11 22:06	1
Iron	**11000**	**B**	9.5	4.7	mg/Kg	☼	12/06/11 10:47	12/08/11 22:06	1
Potassium	**850**	**B**	480	5.9	mg/Kg	☼	12/06/11 10:47	12/08/11 22:06	1
Magnesium	**41000**	**B**	480	4.9	mg/Kg	☼	12/06/11 10:47	12/08/11 22:06	1
Manganese	**220**	**B**	1.4	0.070	mg/Kg	☼	12/06/11 10:47	12/08/11 22:06	1
Silver	0.48	U	0.48	0.095	mg/Kg	☼	12/06/11 10:47	12/08/11 22:06	1
Sodium	**200**	**J**	480	63	mg/Kg	☼	12/06/11 10:47	12/08/11 22:06	1
Nickel	**12**		3.8	0.26	mg/Kg	☼	12/06/11 10:47	12/08/11 22:06	1
Vanadium	**12**	**B**	4.8	0.11	mg/Kg	☼	12/06/11 10:47	12/08/11 22:06	1
Zinc	**45**		1.9	0.95	mg/Kg	☼	12/06/11 10:47	12/08/11 22:06	1
Arsenic	**5.6**		0.95	0.29	mg/Kg	☼	12/06/11 10:47	12/08/11 22:06	1
Lead	**6.0**		0.29	0.18	mg/Kg	☼	12/06/11 10:47	12/08/11 22:06	1
Selenium	0.48	U	0.48	0.43	mg/Kg	☼	12/06/11 10:47	12/08/11 22:06	1
Thallium	**0.61**	**J**	0.95	0.52	mg/Kg	☼	12/06/11 10:47	12/08/11 22:06	1

Method: 7471A - Mercury (CVAA)

Analyte	Result	Qualifier	RL	MDL	Unit	D	Prepared	Analyzed	Dil Fac
Mercury	**0.020**	**J**	0.11	0.016	mg/Kg	☼	12/06/11 14:00	12/06/11 16:11	1

Client: Conestoga-Rovers & Associates, Inc.
Project/Site: 17324-T07, RACER Former MTM

TestAmerica Job ID: 240-6462-1

Client Sample ID: S-017324-12011-TP-184
Date Collected: 12/01/11 13:55
Date Received: 12/02/11 09:15

Lab Sample ID: 240-6462-23
Matrix: Solid
Percent Solids: 90.3

Method: 8082 - Polychlorinated Biphenyls (PCBs) by Gas Chromatography

Analyte	Result	Qualifier	RL	MDL	Unit	D	Prepared	Analyzed	Dil Fac
Aroclor-1016	37	U	37	23	ug/Kg	☼	12/08/11 08:35	12/12/11 09:08	1
Aroclor-1221	37	U	37	18	ug/Kg	☼	12/08/11 08:35	12/12/11 09:08	1
Aroclor-1232	37	U	37	16	ug/Kg	☼	12/08/11 08:35	12/12/11 09:08	1
Aroclor-1242	37	U	37	14	ug/Kg	☼	12/08/11 08:35	12/12/11 09:08	1
Aroclor-1248	37	U	37	19	ug/Kg	☼	12/08/11 08:35	12/12/11 09:08	1
Aroclor-1254	37	U	37	19	ug/Kg	☼	12/08/11 08:35	12/12/11 09:08	1
Aroclor-1260	37	U	37	19	ug/Kg	☼	12/08/11 08:35	12/12/11 09:08	1

Surrogate	*%Recovery*	*Qualifier*	*Limits*	*Prepared*	*Analyzed*	*Dil Fac*
Tetrachloro-m-xylene	*73*		*29 - 151*	*12/08/11 08:35*	*12/12/11 09:08*	*1*
DCB Decachlorobiphenyl	*65*		*14 - 163*	*12/08/11 08:35*	*12/12/11 09:08*	*1*

Method: 6010B - Metals (ICP)

Analyte	Result	Qualifier	RL	MDL	Unit	D	Prepared	Analyzed	Dil Fac
Aluminum	**6200**		19	9.1	mg/Kg	☼	12/06/11 10:47	12/09/11 15:16	1
Antimony	**2.9**		0.95	0.37	mg/Kg	☼	12/06/11 10:47	12/08/11 22:12	1
Barium	**52**	**B**	19	0.067	mg/Kg	☼	12/06/11 10:47	12/08/11 22:12	1
Beryllium	**0.25**	**J**	0.47	0.041	mg/Kg	☼	12/06/11 10:47	12/08/11 22:12	1
Calcium	**42000**	**B**	470	15	mg/Kg	☼	12/06/11 10:47	12/08/11 22:12	1
Cadmium	**0.18**	**J**	0.19	0.034	mg/Kg	☼	12/06/11 10:47	12/08/11 22:12	1
Cobalt	**8.4**		4.7	0.15	mg/Kg	☼	12/06/11 10:47	12/08/11 22:12	1
Chromium	**11**		0.47	0.19	mg/Kg	☼	12/06/11 10:47	12/08/11 22:12	1
Copper	**20**		2.4	0.70	mg/Kg	☼	12/06/11 10:47	12/08/11 22:12	1
Iron	**18000**	**B**	9.5	4.6	mg/Kg	☼	12/06/11 10:47	12/08/11 22:12	1
Potassium	**1200**	**B**	470	5.9	mg/Kg	☼	12/06/11 10:47	12/08/11 22:12	1
Magnesium	**28000**	**B**	470	4.8	mg/Kg	☼	12/06/11 10:47	12/08/11 22:12	1
Manganese	**310**	**B**	1.4	0.070	mg/Kg	☼	12/06/11 10:47	12/08/11 22:12	1
Silver	0.47	U	0.47	0.095	mg/Kg	☼	12/06/11 10:47	12/08/11 22:12	1
Sodium	**140**	**J**	470	62	mg/Kg	☼	12/06/11 10:47	12/08/11 22:12	1
Nickel	**26**		3.8	0.26	mg/Kg	☼	12/06/11 10:47	12/08/11 22:12	1
Vanadium	**17**	**B**	4.7	0.11	mg/Kg	☼	12/06/11 10:47	12/08/11 22:12	1
Zinc	**44**		1.9	0.95	mg/Kg	☼	12/06/11 10:47	12/08/11 22:12	1
Arsenic	**21**		0.95	0.28	mg/Kg	☼	12/06/11 10:47	12/08/11 22:12	1
Lead	**37**		0.28	0.18	mg/Kg	☼	12/06/11 10:47	12/08/11 22:12	1
Selenium	0.47	U	0.47	0.43	mg/Kg	☼	12/06/11 10:47	12/08/11 22:12	1
Thallium	**0.95**		0.95	0.52	mg/Kg	☼	12/06/11 10:47	12/08/11 22:12	1

Method: 7471A - Mercury (CVAA)

Analyte	Result	Qualifier	RL	MDL	Unit	D	Prepared	Analyzed	Dil Fac
Mercury	**0.017**	**J**	0.090	0.013	mg/Kg	☼	12/06/11 14:00	12/06/11 16:12	1

Client: Conestoga-Rovers & Associates, Inc.
Project/Site: 17324-T07, RACER Former MTM

TestAmerica Job ID: 240-6462-1

Client Sample ID: S-017324-12011-TP-185
Date Collected: 12/01/11 14:40
Date Received: 12/02/11 09:15

Lab Sample ID: 240-6462-24
Matrix: Solid
Percent Solids: 84.6

Method: 8260B - Volatile Organic Compounds (GC/MS)

Analyte	Result	Qualifier	RL	MDL	Unit	D	Prepared	Analyzed	Dil Fac
Acetone	**120**	**J B**	510	86	ug/Kg	☼	12/06/11 11:26	12/12/11 13:00	1
Benzene	130	U	130	6.1	ug/Kg	☼	12/06/11 11:26	12/12/11 13:00	1
Dichlorobromomethane	130	U	130	5.0	ug/Kg	☼	12/06/11 11:26	12/12/11 13:00	1
Bromoform	130	U	130	9.6	ug/Kg	☼	12/06/11 11:26	12/12/11 13:00	1
Bromomethane	130	U	130	15	ug/Kg	☼	12/06/11 11:26	12/12/11 13:00	1
2-Butanone (MEK)	510	U	510	22	ug/Kg	☼	12/06/11 11:26	12/12/11 13:00	1
Carbon disulfide	**22**	**J B**	130	6.1	ug/Kg	☼	12/06/11 11:26	12/12/11 13:00	1
Carbon tetrachloride	130	U	130	3.2	ug/Kg	☼	12/06/11 11:26	12/12/11 13:00	1
Chlorobenzene	130	U	130	3.2	ug/Kg	☼	12/06/11 11:26	12/12/11 13:00	1
Chloroethane	130	U	130	31	ug/Kg	☼	12/06/11 11:26	12/12/11 13:00	1
Chloroform	130	U	130	4.5	ug/Kg	☼	12/06/11 11:26	12/12/11 13:00	1
Chloromethane	130	U	130	7.1	ug/Kg	☼	12/06/11 11:26	12/12/11 13:00	1
1,1-Dichloroethane	**34**	**J**	130	8.6	ug/Kg	☼	12/06/11 11:26	12/12/11 13:00	1
1,2-Dichloroethane	130	U	130	5.1	ug/Kg	☼	12/06/11 11:26	12/12/11 13:00	1
1,1-Dichloroethene	**18**	**J**	130	9.1	ug/Kg	☼	12/06/11 11:26	12/12/11 13:00	1
1,2-Dichloropropane	130	U	130	4.2	ug/Kg	☼	12/06/11 11:26	12/12/11 13:00	1
cis-1,3-Dichloropropene	130	U	130	4.0	ug/Kg	☼	12/06/11 11:26	12/12/11 13:00	1
trans-1,3-Dichloropropene	130	U	130	10	ug/Kg	☼	12/06/11 11:26	12/12/11 13:00	1
Ethylbenzene	130	U	130	2.7	ug/Kg	☼	12/06/11 11:26	12/12/11 13:00	1
2-Hexanone	510	U	510	10	ug/Kg	☼	12/06/11 11:26	12/12/11 13:00	1
Methylene Chloride	**120**	**J B**	130	39	ug/Kg	☼	12/06/11 11:26	12/12/11 13:00	1
4-Methyl-2-pentanone (MIBK)	510	U	510	24	ug/Kg	☼	12/06/11 11:26	12/12/11 13:00	1
Styrene	130	U	130	2.8	ug/Kg	☼	12/06/11 11:26	12/12/11 13:00	1
1,1,2,2-Tetrachloroethane	130	U	130	4.5	ug/Kg	☼	12/06/11 11:26	12/12/11 13:00	1
Tetrachloroethene	130	U	130	6.1	ug/Kg	☼	12/06/11 11:26	12/12/11 13:00	1
Toluene	130	U	130	8.6	ug/Kg	☼	12/06/11 11:26	12/12/11 13:00	1
Trichloroethene	**230**		130	4.9	ug/Kg	☼	12/06/11 11:26	12/12/11 13:00	1
Vinyl chloride	**61**	**J**	130	9.1	ug/Kg	☼	12/06/11 11:26	12/12/11 13:00	1
Xylenes, Total	250	U	250	4.1	ug/Kg	☼	12/06/11 11:26	12/12/11 13:00	1
1,1,1-Trichloroethane	130	U	130	11	ug/Kg	☼	12/06/11 11:26	12/12/11 13:00	1
1,1,2-Trichloroethane	130	U	130	6.1	ug/Kg	☼	12/06/11 11:26	12/12/11 13:00	1
Cyclohexane	250	U	250	20	ug/Kg	☼	12/06/11 11:26	12/12/11 13:00	1
1,2-Dibromo-3-Chloropropane	250	U	250	25	ug/Kg	☼	12/06/11 11:26	12/12/11 13:00	1
Ethylene Dibromide	130	U	130	5.1	ug/Kg	☼	12/06/11 11:26	12/12/11 13:00	1
Dichlorodifluoromethane	130	U	130	8.1	ug/Kg	☼	12/06/11 11:26	12/12/11 13:00	1
cis-1,2-Dichloroethene	**630**		130	3.5	ug/Kg	☼	12/06/11 11:26	12/12/11 13:00	1
trans-1,2-Dichloroethene	**58**	**J**	130	4.7	ug/Kg	☼	12/06/11 11:26	12/12/11 13:00	1
Isopropylbenzene	130	U	130	3.3	ug/Kg	☼	12/06/11 11:26	12/12/11 13:00	1
Methyl acetate	**27**	**J**	250	13	ug/Kg	☼	12/06/11 11:26	12/12/11 13:00	1
Methyl tert-butyl ether	510	U	510	3.6	ug/Kg	☼	12/06/11 11:26	12/12/11 13:00	1
1,1,2-Trichloro-1,2,2-trifluoroethane	130	U *	130	20	ug/Kg	☼	12/06/11 11:26	12/12/11 13:00	1
1,2,4-Trichlorobenzene	130	U	130	3.7	ug/Kg	☼	12/06/11 11:26	12/12/11 13:00	1
1,2-Dichlorobenzene	130	U	130	4.4	ug/Kg	☼	12/06/11 11:26	12/12/11 13:00	1
1,3-Dichlorobenzene	130	U	130	2.4	ug/Kg	☼	12/06/11 11:26	12/12/11 13:00	1
1,4-Dichlorobenzene	130	U	130	4.1	ug/Kg	☼	12/06/11 11:26	12/12/11 13:00	1
Trichlorofluoromethane	130	U	130	8.1	ug/Kg	☼	12/06/11 11:26	12/12/11 13:00	1
Chlorodibromomethane	130	U	130	6.1	ug/Kg	☼	12/06/11 11:26	12/12/11 13:00	1
Methylcyclohexane	250	U	250	6.1	ug/Kg	☼	12/06/11 11:26	12/12/11 13:00	1

Client Sample ID: S-017324-12011-TP-185
Date Collected: 12/01/11 14:40
Date Received: 12/02/11 09:15

Lab Sample ID: 240-6462-24
Matrix: Solid
Percent Solids: 84.6

Surrogate	%Recovery	Qualifier	Limits	Prepared	Analyzed	Dil Fac
1,2-Dichloroethane-d4 (Surr)	*66*		*39 - 128*	*12/06/11 11:26*	*12/12/11 13:00*	*1*
4-Bromofluorobenzene (Surr)	*56*		*26 - 141*	*12/06/11 11:26*	*12/12/11 13:00*	*1*
Toluene-d8 (Surr)	*58*		*33 - 134*	*12/06/11 11:26*	*12/12/11 13:00*	*1*
Dibromofluoromethane (Surr)	*63*		*30 - 122*	*12/06/11 11:26*	*12/12/11 13:00*	*1*

Method: 8270C - Semivolatile Organic Compounds (GC/MS)

Analyte	Result	Qualifier	RL	MDL	Unit	D	Prepared	Analyzed	Dil Fac
1,1'-Biphenyl	390	U	390	210	ug/Kg	☼	12/06/11 08:41	12/09/11 21:17	6.667
2,2'-oxybis[1-chloropropane]	790	U	790	75	ug/Kg	☼	12/06/11 08:41	12/09/11 21:17	6.667
2,4,5-Trichlorophenol	1200	U	1200	200	ug/Kg	☼	12/06/11 08:41	12/09/11 21:17	6.667
2,4,6-Trichlorophenol	1200	U	1200	630	ug/Kg	☼	12/06/11 08:41	12/09/11 21:17	6.667
2,4-Dichlorophenol	1200	U	1200	160	ug/Kg	☼	12/06/11 08:41	12/09/11 21:17	6.667
2,4-Dimethylphenol	1200	U	1200	160	ug/Kg	☼	12/06/11 08:41	12/09/11 21:17	6.667
2,4-Dinitrophenol	2600	U	2600	630	ug/Kg	☼	12/06/11 08:41	12/09/11 21:17	6.667
2,4-Dinitrotoluene	1600	U	1600	210	ug/Kg	☼	12/06/11 08:41	12/09/11 21:17	6.667
2,6-Dinitrotoluene	1600	U	1600	170	ug/Kg	☼	12/06/11 08:41	12/09/11 21:17	6.667
2-Chloronaphthalene	390	U	390	26	ug/Kg	☼	12/06/11 08:41	12/09/11 21:17	6.667
2-Chlorophenol	390	U	390	210	ug/Kg	☼	12/06/11 08:41	12/09/11 21:17	6.667
2-Methylnaphthalene	**75**		52	26	ug/Kg	☼	12/06/11 08:41	12/09/11 21:17	6.667
2-Methylphenol	1600	U	1600	630	ug/Kg	☼	12/06/11 08:41	12/09/11 21:17	6.667
2-Nitroaniline	1600	U	1600	72	ug/Kg	☼	12/06/11 08:41	12/09/11 21:17	6.667
2-Nitrophenol	390	U	390	210	ug/Kg	☼	12/06/11 08:41	12/09/11 21:17	6.667
3,3'-Dichlorobenzidine	790	U *	790	140	ug/Kg	☼	12/06/11 08:41	12/09/11 21:17	6.667
3-Nitroaniline	1600	U	1600	130	ug/Kg	☼	12/06/11 08:41	12/09/11 21:17	6.667
4,6-Dinitro-2-methylphenol	1200	U	1200	630	ug/Kg	☼	12/06/11 08:41	12/09/11 21:17	6.667
4-Bromophenyl phenyl ether	390	U	390	100	ug/Kg	☼	12/06/11 08:41	12/09/11 21:17	6.667
4-Chloro-3-methylphenol	1200	U	1200	170	ug/Kg	☼	12/06/11 08:41	12/09/11 21:17	6.667
4-Chloroaniline	1200	U	1200	130	ug/Kg	☼	12/06/11 08:41	12/09/11 21:17	6.667
4-Chlorophenyl phenyl ether	390	U	390	100	ug/Kg	☼	12/06/11 08:41	12/09/11 21:17	6.667
4-Nitroaniline	1600	U	1600	200	ug/Kg	☼	12/06/11 08:41	12/09/11 21:17	6.667
4-Nitrophenol	2600	U	2600	630	ug/Kg	☼	12/06/11 08:41	12/09/11 21:17	6.667
Acenaphthene	**480**		52	26	ug/Kg	☼	12/06/11 08:41	12/09/11 21:17	6.667
Acenaphthylene	52	U	52	26	ug/Kg	☼	12/06/11 08:41	12/09/11 21:17	6.667
Acetophenone	790	U	790	72	ug/Kg	☼	12/06/11 08:41	12/09/11 21:17	6.667
Anthracene	**800**		52	26	ug/Kg	☼	12/06/11 08:41	12/09/11 21:17	6.667
Atrazine	1600	U	1600	72	ug/Kg	☼	12/06/11 08:41	12/09/11 21:17	6.667
Benzaldehyde	790	U	790	94	ug/Kg	☼	12/06/11 08:41	12/09/11 21:17	6.667
Benzo[a]anthracene	**2200**		52	26	ug/Kg	☼	12/06/11 08:41	12/09/11 21:17	6.667
Benzo[a]pyrene	**1800**		52	26	ug/Kg	☼	12/06/11 08:41	12/09/11 21:17	6.667
Benzo[b]fluoranthene	**2700**		52	26	ug/Kg	☼	12/06/11 08:41	12/09/11 21:17	6.667
Benzo[g,h,i]perylene	**1000**		52	26	ug/Kg	☼	12/06/11 08:41	12/09/11 21:17	6.667
Benzo[k]fluoranthene	**920**		52	26	ug/Kg	☼	12/06/11 08:41	12/09/11 21:17	6.667
Bis(2-chloroethoxy)methane	790	U	790	170	ug/Kg	☼	12/06/11 08:41	12/09/11 21:17	6.667
Bis(2-chloroethyl)ether	790	U	790	16	ug/Kg	☼	12/06/11 08:41	12/09/11 21:17	6.667
Bis(2-ethylhexyl) phthalate	390	U	390	150	ug/Kg	☼	12/06/11 08:41	12/09/11 21:17	6.667
Butyl benzyl phthalate	390	U	390	79	ug/Kg	☼	12/06/11 08:41	12/09/11 21:17	6.667
Caprolactam	2600	U	2600	290	ug/Kg	☼	12/06/11 08:41	12/09/11 21:17	6.667
Carbazole	**510**		390	210	ug/Kg	☼	12/06/11 08:41	12/09/11 21:17	6.667
Chrysene	**2300**		52	8.7	ug/Kg	☼	12/06/11 08:41	12/09/11 21:17	6.667
Dibenz(a,h)anthracene	**260**		52	26	ug/Kg	☼	12/06/11 08:41	12/09/11 21:17	6.667
Dibenzofuran	**220**	**J**	390	26	ug/Kg	☼	12/06/11 08:41	12/09/11 21:17	6.667

Client Sample ID: S-017324-12011-TP-185
Date Collected: 12/01/11 14:40
Date Received: 12/02/11 09:15

Lab Sample ID: 240-6462-24
Matrix: Solid
Percent Solids: 84.6

Method: 8270C - Semivolatile Organic Compounds (GC/MS) (Continued)

Analyte	Result	Qualifier	RL	MDL	Unit	D	Prepared	Analyzed	Dil Fac
Diethyl phthalate	390	U	390	130	ug/Kg	☼	12/06/11 08:41	12/09/11 21:17	6.667
Dimethyl phthalate	390	U	390	130	ug/Kg	☼	12/06/11 08:41	12/09/11 21:17	6.667
Di-n-butyl phthalate	390	U	390	120	ug/Kg	☼	12/06/11 08:41	12/09/11 21:17	6.667
Di-n-octyl phthalate	390	U	390	210	ug/Kg	☼	12/06/11 08:41	12/09/11 21:17	6.667
Fluoranthene	**5000**		52	26	ug/Kg	☼	12/06/11 08:41	12/09/11 21:17	6.667
Fluorene	**410**		52	26	ug/Kg	☼	12/06/11 08:41	12/09/11 21:17	6.667
Hexachlorobenzene	52	U	52	17	ug/Kg	☼	12/06/11 08:41	12/09/11 21:17	6.667
Hexachlorobutadiene	390	U	390	210	ug/Kg	☼	12/06/11 08:41	12/09/11 21:17	6.667
Hexachlorocyclopentadiene	2600	U	2600	210	ug/Kg	☼	12/06/11 08:41	12/09/11 21:17	6.667
Hexachloroethane	390	U	390	71	ug/Kg	☼	12/06/11 08:41	12/09/11 21:17	6.667
Indeno[1,2,3-cd]pyrene	**840**		52	26	ug/Kg	☼	12/06/11 08:41	12/09/11 21:17	6.667
Isophorone	390	U	390	100	ug/Kg	☼	12/06/11 08:41	12/09/11 21:17	6.667
Naphthalene	**67**		52	26	ug/Kg	☼	12/06/11 08:41	12/09/11 21:17	6.667
Nitrobenzene	790	U	790	17	ug/Kg	☼	12/06/11 08:41	12/09/11 21:17	6.667
N-Nitrosodi-n-propylamine	390	U	390	210	ug/Kg	☼	12/06/11 08:41	12/09/11 21:17	6.667
N-Nitrosodiphenylamine	390	U	390	170	ug/Kg	☼	12/06/11 08:41	12/09/11 21:17	6.667
Pentachlorophenol	1200	U	1200	630	ug/Kg	☼	12/06/11 08:41	12/09/11 21:17	6.667
Phenol	390	U	390	210	ug/Kg	☼	12/06/11 08:41	12/09/11 21:17	6.667
Phenanthrene	**3200**		52	26	ug/Kg	☼	12/06/11 08:41	12/09/11 21:17	6.667
Pyrene	**3900**		52	26	ug/Kg	☼	12/06/11 08:41	12/09/11 21:17	6.667
3 & 4 Methylphenol	3100	U	3100	160	ug/Kg	☼	12/06/11 08:41	12/09/11 21:17	6.667

Surrogate	*%Recovery*	*Qualifier*	*Limits*	*Prepared*	*Analyzed*	*Dil Fac*
2-Fluorobiphenyl (Surr)	*47*		*34 - 110*	*12/06/11 08:41*	*12/09/11 21:17*	*6.667*
2-Fluorophenol (Surr)	*49*		*26 - 110*	*12/06/11 08:41*	*12/09/11 21:17*	*6.667*
2,4,6-Tribromophenol (Surr)	*36*		*10 - 118*	*12/06/11 08:41*	*12/09/11 21:17*	*6.667*
Nitrobenzene-d5 (Surr)	*39*		*24 - 112*	*12/06/11 08:41*	*12/09/11 21:17*	*6.667*
Phenol-d5 (Surr)	*44*		*28 - 110*	*12/06/11 08:41*	*12/09/11 21:17*	*6.667*
Terphenyl-d14 (Surr)	*69*		*41 - 119*	*12/06/11 08:41*	*12/09/11 21:17*	*6.667*

Method: 8082 - Polychlorinated Biphenyls (PCBs) by Gas Chromatography

Analyte	Result	Qualifier	RL	MDL	Unit	D	Prepared	Analyzed	Dil Fac
Aroclor-1016	39	U	39	25	ug/Kg	☼	12/08/11 08:35	12/12/11 09:22	1
Aroclor-1221	39	U	39	19	ug/Kg	☼	12/08/11 08:35	12/12/11 09:22	1
Aroclor-1232	39	U	39	17	ug/Kg	☼	12/08/11 08:35	12/12/11 09:22	1
Aroclor-1242	39	U	39	15	ug/Kg	☼	12/08/11 08:35	12/12/11 09:22	1
Aroclor-1248	39	U	39	20	ug/Kg	☼	12/08/11 08:35	12/12/11 09:22	1
Aroclor-1254	39	U	39	20	ug/Kg	☼	12/08/11 08:35	12/12/11 09:22	1
Aroclor-1260	39	U	39	20	ug/Kg	☼	12/08/11 08:35	12/12/11 09:22	1

Surrogate	*%Recovery*	*Qualifier*	*Limits*	*Prepared*	*Analyzed*	*Dil Fac*
Tetrachloro-m-xylene	*62*		*29 - 151*	*12/08/11 08:35*	*12/12/11 09:22*	*1*
DCB Decachlorobiphenyl	*96*		*14 - 163*	*12/08/11 08:35*	*12/12/11 09:22*	*1*

Method: 6010B - Metals (ICP)

Analyte	Result	Qualifier	RL	MDL	Unit	D	Prepared	Analyzed	Dil Fac
Aluminum	**6200**		22	11	mg/Kg	☼	12/06/11 10:47	12/09/11 15:21	1
Antimony	**0.65**	**J**	1.1	0.43	mg/Kg	☼	12/06/11 10:47	12/08/11 22:18	1
Barium	**75**	**B**	22	0.079	mg/Kg	☼	12/06/11 10:47	12/08/11 22:18	1
Beryllium	**0.21**	**J**	0.56	0.048	mg/Kg	☼	12/06/11 10:47	12/08/11 22:18	1
Calcium	**110000**	**B**	2800	89	mg/Kg	☼	12/06/11 10:47	12/22/11 10:42	5

Client: Conestoga-Rovers & Associates, Inc.
Project/Site: 17324-T07, RACER Former MTM

TestAmerica Job ID: 240-6462-1

Client Sample ID: S-017324-12011-TP-185
Date Collected: 12/01/11 14:40
Date Received: 12/02/11 09:15

Lab Sample ID: 240-6462-24
Matrix: Solid
Percent Solids: 84.6

Method: 6010B - Metals (ICP) (Continued)

Analyte	Result	Qualifier	RL	MDL	Unit	D	Prepared	Analyzed	Dil Fac
Cadmium	0.17	J	0.22	0.040	mg/Kg	☼	12/06/11 10:47	12/08/11 22:18	1
Cobalt	6.7		5.6	0.18	mg/Kg	☼	12/06/11 10:47	12/08/11 22:18	1
Chromium	11		0.56	0.22	mg/Kg	☼	12/06/11 10:47	12/08/11 22:18	1
Copper	13		2.8	0.82	mg/Kg	☼	12/06/11 10:47	12/08/11 22:18	1
Iron	13000	B	11	5.5	mg/Kg	☼	12/06/11 10:47	12/08/11 22:18	1
Potassium	1400	B	560	6.9	mg/Kg	☼	12/06/11 10:47	12/08/11 22:18	1
Magnesium	33000	B	560	5.7	mg/Kg	☼	12/06/11 10:47	12/08/11 22:18	1
Manganese	350	B	1.7	0.082	mg/Kg	☼	12/06/11 10:47	12/08/11 22:18	1
Silver	0.56	U	0.56	0.11	mg/Kg	☼	12/06/11 10:47	12/08/11 22:18	1
Sodium	150	J	560	74	mg/Kg	☼	12/06/11 10:47	12/08/11 22:18	1
Nickel	18		4.5	0.30	mg/Kg	☼	12/06/11 10:47	12/08/11 22:18	1
Vanadium	16	B	5.6	0.13	mg/Kg	☼	12/06/11 10:47	12/08/11 22:18	1
Zinc	41		2.2	1.1	mg/Kg	☼	12/06/11 10:47	12/08/11 22:18	1
Arsenic	4.8		1.1	0.33	mg/Kg	☼	12/06/11 10:47	12/08/11 22:18	1
Lead	8.3		0.33	0.21	mg/Kg	☼	12/06/11 10:47	12/08/11 22:18	1
Selenium	0.56	U	0.56	0.50	mg/Kg	☼	12/06/11 10:47	12/08/11 22:18	1
Thallium	0.82	J	1.1	0.61	mg/Kg	☼	12/06/11 10:47	12/08/11 22:18	1

Method: 7471A - Mercury (CVAA)

Analyte	Result	Qualifier	RL	MDL	Unit	D	Prepared	Analyzed	Dil Fac
Mercury	0.11	U	0.11	0.016	mg/Kg	☼	12/06/11 14:00	12/06/11 16:13	1

Client: Conestoga-Rovers & Associates, Inc.
Project/Site: 17324-T07, RACER Former MTM

TestAmerica Job ID: 240-6462-1

Client Sample ID: S-017324-12011-TP-186
Date Collected: 12/01/11 14:50
Date Received: 12/02/11 09:15

Lab Sample ID: 240-6462-25
Matrix: Solid
Percent Solids: 89.0

Method: 8260B - Volatile Organic Compounds (GC/MS)

Analyte	Result	Qualifier	RL	MDL	Unit	D	Prepared	Analyzed	Dil Fac
Acetone	**4.9**	**J B**	7.8	2.4	ug/Kg	☼	12/02/11 23:03	12/09/11 16:02	1
Benzene	1.9	U	1.9	0.089	ug/Kg	☼	12/02/11 23:03	12/09/11 16:02	1
Dichlorobromomethane	1.9	U	1.9	0.11	ug/Kg	☼	12/02/11 23:03	12/09/11 16:02	1
Bromoform	1.9	U	1.9	0.13	ug/Kg	☼	12/02/11 23:03	12/09/11 16:02	1
Bromomethane	1.9	U	1.9	0.21	ug/Kg	☼	12/02/11 23:03	12/09/11 16:02	1
2-Butanone (MEK)	**0.68**	**J**	7.8	0.54	ug/Kg	☼	12/02/11 23:03	12/09/11 16:02	1
Carbon disulfide	**0.40**	**J B**	1.9	0.17	ug/Kg	☼	12/02/11 23:03	12/09/11 16:02	1
Carbon tetrachloride	1.9	U	1.9	0.14	ug/Kg	☼	12/02/11 23:03	12/09/11 16:02	1
Chlorobenzene	1.9	U	1.9	0.13	ug/Kg	☼	12/02/11 23:03	12/09/11 16:02	1
Chloroethane	1.9	U	1.9	0.33	ug/Kg	☼	12/02/11 23:03	12/09/11 16:02	1
Chloroform	1.9	U	1.9	0.11	ug/Kg	☼	12/02/11 23:03	12/09/11 16:02	1
Chloromethane	1.9	U	1.9	0.16	ug/Kg	☼	12/02/11 23:03	12/09/11 16:02	1
1,1-Dichloroethane	1.9	U	1.9	0.14	ug/Kg	☼	12/02/11 23:03	12/09/11 16:02	1
1,2-Dichloroethane	**0.22**	**J**	1.9	0.13	ug/Kg	☼	12/02/11 23:03	12/09/11 16:02	1
1,1-Dichloroethene	1.9	U	1.9	0.20	ug/Kg	☼	12/02/11 23:03	12/09/11 16:02	1
1,2-Dichloropropane	1.9	U	1.9	0.27	ug/Kg	☼	12/02/11 23:03	12/09/11 16:02	1
cis-1,3-Dichloropropene	1.9	U	1.9	0.13	ug/Kg	☼	12/02/11 23:03	12/09/11 16:02	1
trans-1,3-Dichloropropene	1.9	U	1.9	0.21	ug/Kg	☼	12/02/11 23:03	12/09/11 16:02	1
Ethylbenzene	1.9	U	1.9	0.10	ug/Kg	☼	12/02/11 23:03	12/09/11 16:02	1
2-Hexanone	7.8	U	7.8	0.24	ug/Kg	☼	12/02/11 23:03	12/09/11 16:02	1
Methylene Chloride	1.9	U	1.9	0.26	ug/Kg	☼	12/02/11 23:03	12/09/11 16:02	1
4-Methyl-2-pentanone (MIBK)	7.8	U	7.8	0.21	ug/Kg	☼	12/02/11 23:03	12/09/11 16:02	1
Styrene	1.9	U	1.9	0.058	ug/Kg	☼	12/02/11 23:03	12/09/11 16:02	1
1,1,2,2-Tetrachloroethane	1.9	U	1.9	0.13	ug/Kg	☼	12/02/11 23:03	12/09/11 16:02	1
Tetrachloroethene	1.9	U	1.9	0.20	ug/Kg	☼	12/02/11 23:03	12/09/11 16:02	1
Toluene	**0.26**	**J**	1.9	0.10	ug/Kg	☼	12/02/11 23:03	12/09/11 16:02	1
Trichloroethene	1.9	U	1.9	0.16	ug/Kg	☼	12/02/11 23:03	12/09/11 16:02	1
Vinyl chloride	**0.89**	**J**	1.9	0.15	ug/Kg	☼	12/02/11 23:03	12/09/11 16:02	1
Xylenes, Total	3.9	U	3.9	0.26	ug/Kg	☼	12/02/11 23:03	12/09/11 16:02	1
1,1,1-Trichloroethane	1.9	U	1.9	0.22	ug/Kg	☼	12/02/11 23:03	12/09/11 16:02	1
1,1,2-Trichloroethane	1.9	U	1.9	0.15	ug/Kg	☼	12/02/11 23:03	12/09/11 16:02	1
Cyclohexane	3.9	U	3.9	0.13	ug/Kg	☼	12/02/11 23:03	12/09/11 16:02	1
1,2-Dibromo-3-Chloropropane	3.9	U	3.9	0.50	ug/Kg	☼	12/02/11 23:03	12/09/11 16:02	1
Ethylene Dibromide	1.9	U	1.9	0.19	ug/Kg	☼	12/02/11 23:03	12/09/11 16:02	1
Dichlorodifluoromethane	1.9	U	1.9	0.19	ug/Kg	☼	12/02/11 23:03	12/09/11 16:02	1
cis-1,2-Dichloroethene	**0.16**	**J**	1.9	0.14	ug/Kg	☼	12/02/11 23:03	12/09/11 16:02	1
trans-1,2-Dichloroethene	1.9	U	1.9	0.16	ug/Kg	☼	12/02/11 23:03	12/09/11 16:02	1
Isopropylbenzene	1.9	U	1.9	0.062	ug/Kg	☼	12/02/11 23:03	12/09/11 16:02	1
Methyl acetate	3.9	U	3.9	0.54	ug/Kg	☼	12/02/11 23:03	12/09/11 16:02	1
Methyl tert-butyl ether	7.8	U	7.8	0.17	ug/Kg	☼	12/02/11 23:03	12/09/11 16:02	1
1,1,2-Trichloro-1,2,2-trifluoroethane	1.9	U	1.9	0.50	ug/Kg	☼	12/02/11 23:03	12/09/11 16:02	1
1,2,4-Trichlorobenzene	1.9	U	1.9	0.10	ug/Kg	☼	12/02/11 23:03	12/09/11 16:02	1
1,2-Dichlorobenzene	1.9	U	1.9	0.14	ug/Kg	☼	12/02/11 23:03	12/09/11 16:02	1
1,3-Dichlorobenzene	1.9	U	1.9	0.14	ug/Kg	☼	12/02/11 23:03	12/09/11 16:02	1
1,4-Dichlorobenzene	1.9	U	1.9	0.26	ug/Kg	☼	12/02/11 23:03	12/09/11 16:02	1
Trichlorofluoromethane	1.9	U	1.9	0.13	ug/Kg	☼	12/02/11 23:03	12/09/11 16:02	1
Chlorodibromomethane	1.9	U	1.9	0.21	ug/Kg	☼	12/02/11 23:03	12/09/11 16:02	1
Methylcyclohexane	3.9	U	3.9	0.12	ug/Kg	☼	12/02/11 23:03	12/09/11 16:02	1

Client: Conestoga-Rovers & Associates, Inc.
Project/Site: 17324-T07, RACER Former MTM

TestAmerica Job ID: 240-6462-1

Client Sample ID: S-017324-12011-TP-186
Date Collected: 12/01/11 14:50
Date Received: 12/02/11 09:15

Lab Sample ID: 240-6462-25
Matrix: Solid
Percent Solids: 89.0

Surrogate	*%Recovery*	*Qualifier*	*Limits*	*Prepared*	*Analyzed*	*Dil Fac*
1,2-Dichloroethane-d4 (Surr)	*104*		*58 - 123*	*12/02/11 23:03*	*12/09/11 16:02*	*1*
4-Bromofluorobenzene (Surr)	*124*		*52 - 136*	*12/02/11 23:03*	*12/09/11 16:02*	*1*
Toluene-d8 (Surr)	*117*		*67 - 125*	*12/02/11 23:03*	*12/09/11 16:02*	*1*
Dibromofluoromethane (Surr)	*90*		*37 - 132*	*12/02/11 23:03*	*12/09/11 16:02*	*1*

Method: 8270C - Semivolatile Organic Compounds (GC/MS)

Analyte	Result	Qualifier	RL	MDL	Unit	D	Prepared	Analyzed	Dil Fac
1,1'-Biphenyl	56	U	56	30	ug/Kg	☼	12/06/11 08:41	12/09/11 01:49	1
2,2'-oxybis[1-chloropropane]	110	U	110	11	ug/Kg	☼	12/06/11 08:41	12/09/11 01:49	1
2,4,5-Trichlorophenol	170	U	170	28	ug/Kg	☼	12/06/11 08:41	12/09/11 01:49	1
2,4,6-Trichlorophenol	170	U	170	90	ug/Kg	☼	12/06/11 08:41	12/09/11 01:49	1
2,4-Dichlorophenol	170	U	170	22	ug/Kg	☼	12/06/11 08:41	12/09/11 01:49	1
2,4-Dimethylphenol	170	U	170	22	ug/Kg	☼	12/06/11 08:41	12/09/11 01:49	1
2,4-Dinitrophenol	370	U	370	90	ug/Kg	☼	12/06/11 08:41	12/09/11 01:49	1
2,4-Dinitrotoluene	220	U	220	30	ug/Kg	☼	12/06/11 08:41	12/09/11 01:49	1
2,6-Dinitrotoluene	220	U	220	24	ug/Kg	☼	12/06/11 08:41	12/09/11 01:49	1
2-Chloronaphthalene	56	U	56	3.7	ug/Kg	☼	12/06/11 08:41	12/09/11 01:49	1
2-Chlorophenol	56	U	56	30	ug/Kg	☼	12/06/11 08:41	12/09/11 01:49	1
2-Methylnaphthalene	**16**		7.5	3.7	ug/Kg	☼	12/06/11 08:41	12/09/11 01:49	1
2-Methylphenol	220	U	220	90	ug/Kg	☼	12/06/11 08:41	12/09/11 01:49	1
2-Nitroaniline	220	U	220	10	ug/Kg	☼	12/06/11 08:41	12/09/11 01:49	1
2-Nitrophenol	56	U	56	30	ug/Kg	☼	12/06/11 08:41	12/09/11 01:49	1
3,3'-Dichlorobenzidine	110	U *	110	20	ug/Kg	☼	12/06/11 08:41	12/09/11 01:49	1
3-Nitroaniline	220	U	220	18	ug/Kg	☼	12/06/11 08:41	12/09/11 01:49	1
4,6-Dinitro-2-methylphenol	170	U	170	90	ug/Kg	☼	12/06/11 08:41	12/09/11 01:49	1
4-Bromophenyl phenyl ether	56	U	56	15	ug/Kg	☼	12/06/11 08:41	12/09/11 01:49	1
4-Chloro-3-methylphenol	170	U	170	24	ug/Kg	☼	12/06/11 08:41	12/09/11 01:49	1
4-Chloroaniline	170	U	170	19	ug/Kg	☼	12/06/11 08:41	12/09/11 01:49	1
4-Chlorophenyl phenyl ether	56	U	56	15	ug/Kg	☼	12/06/11 08:41	12/09/11 01:49	1
4-Nitroaniline	220	U	220	29	ug/Kg	☼	12/06/11 08:41	12/09/11 01:49	1
4-Nitrophenol	370	U	370	90	ug/Kg	☼	12/06/11 08:41	12/09/11 01:49	1
Acenaphthene	7.5	U	7.5	3.7	ug/Kg	☼	12/06/11 08:41	12/09/11 01:49	1
Acenaphthylene	7.5	U	7.5	3.7	ug/Kg	☼	12/06/11 08:41	12/09/11 01:49	1
Acetophenone	110	U	110	10	ug/Kg	☼	12/06/11 08:41	12/09/11 01:49	1
Anthracene	7.5	U	7.5	3.7	ug/Kg	☼	12/06/11 08:41	12/09/11 01:49	1
Atrazine	220	U	220	10	ug/Kg	☼	12/06/11 08:41	12/09/11 01:49	1
Benzaldehyde	110	U	110	13	ug/Kg	☼	12/06/11 08:41	12/09/11 01:49	1
Benzo[a]anthracene	7.5	U	7.5	3.7	ug/Kg	☼	12/06/11 08:41	12/09/11 01:49	1
Benzo[a]pyrene	7.5	U	7.5	3.7	ug/Kg	☼	12/06/11 08:41	12/09/11 01:49	1
Benzo[b]fluoranthene	7.5	U	7.5	3.7	ug/Kg	☼	12/06/11 08:41	12/09/11 01:49	1
Benzo[g,h,i]perylene	**18**		7.5	3.7	ug/Kg	☼	12/06/11 08:41	12/09/11 01:49	1
Benzo[k]fluoranthene	7.5	U	7.5	3.7	ug/Kg	☼	12/06/11 08:41	12/09/11 01:49	1
Bis(2-chloroethoxy)methane	110	U	110	25	ug/Kg	☼	12/06/11 08:41	12/09/11 01:49	1
Bis(2-chloroethyl)ether	110	U	110	2.2	ug/Kg	☼	12/06/11 08:41	12/09/11 01:49	1
Bis(2-ethylhexyl) phthalate	56	U	56	21	ug/Kg	☼	12/06/11 08:41	12/09/11 01:49	1
Butyl benzyl phthalate	56	U	56	11	ug/Kg	☼	12/06/11 08:41	12/09/11 01:49	1
Caprolactam	370	U	370	42	ug/Kg	☼	12/06/11 08:41	12/09/11 01:49	1
Carbazole	56	U	56	30	ug/Kg	☼	12/06/11 08:41	12/09/11 01:49	1
Chrysene	7.5	U	7.5	1.2	ug/Kg	☼	12/06/11 08:41	12/09/11 01:49	1
Dibenz(a,h)anthracene	7.5	U	7.5	3.7	ug/Kg	☼	12/06/11 08:41	12/09/11 01:49	1
Dibenzofuran	**13**	**J**	56	3.7	ug/Kg	☼	12/06/11 08:41	12/09/11 01:49	1

Client: Conestoga-Rovers & Associates, Inc.
Project/Site: 17324-T07, RACER Former MTM

TestAmerica Job ID: 240-6462-1

Client Sample ID: S-017324-12011-TP-186
Date Collected: 12/01/11 14:50
Date Received: 12/02/11 09:15

Lab Sample ID: 240-6462-25
Matrix: Solid
Percent Solids: 89.0

Method: 8270C - Semivolatile Organic Compounds (GC/MS) (Continued)

Analyte	Result	Qualifier	RL	MDL	Unit	D	Prepared	Analyzed	Dil Fac
Diethyl phthalate	56	U	56	18	ug/Kg	☼	12/06/11 08:41	12/09/11 01:49	1
Dimethyl phthalate	56	U	56	19	ug/Kg	☼	12/06/11 08:41	12/09/11 01:49	1
Di-n-butyl phthalate	56	U	56	17	ug/Kg	☼	12/06/11 08:41	12/09/11 01:49	1
Di-n-octyl phthalate	56	U	56	30	ug/Kg	☼	12/06/11 08:41	12/09/11 01:49	1
Fluoranthene	**10**		7.5	3.7	ug/Kg	☼	12/06/11 08:41	12/09/11 01:49	1
Fluorene	7.5	U	7.5	3.7	ug/Kg	☼	12/06/11 08:41	12/09/11 01:49	1
Hexachlorobenzene	7.5	U	7.5	2.4	ug/Kg	☼	12/06/11 08:41	12/09/11 01:49	1
Hexachlorobutadiene	56	U	56	30	ug/Kg	☼	12/06/11 08:41	12/09/11 01:49	1
Hexachlorocyclopentadiene	370	U	370	30	ug/Kg	☼	12/06/11 08:41	12/09/11 01:49	1
Hexachloroethane	56	U	56	10	ug/Kg	☼	12/06/11 08:41	12/09/11 01:49	1
Indeno[1,2,3-cd]pyrene	7.5	U	7.5	3.7	ug/Kg	☼	12/06/11 08:41	12/09/11 01:49	1
Isophorone	56	U	56	15	ug/Kg	☼	12/06/11 08:41	12/09/11 01:49	1
Naphthalene	7.5	U	7.5	3.7	ug/Kg	☼	12/06/11 08:41	12/09/11 01:49	1
Nitrobenzene	110	U	110	2.5	ug/Kg	☼	12/06/11 08:41	12/09/11 01:49	1
N-Nitrosodi-n-propylamine	56	U	56	30	ug/Kg	☼	12/06/11 08:41	12/09/11 01:49	1
N-Nitrosodiphenylamine	56	U	56	24	ug/Kg	☼	12/06/11 08:41	12/09/11 01:49	1
Pentachlorophenol	170	U	170	90	ug/Kg	☼	12/06/11 08:41	12/09/11 01:49	1
Phenol	56	U	56	30	ug/Kg	☼	12/06/11 08:41	12/09/11 01:49	1
Phenanthrene	**41**		7.5	3.7	ug/Kg	☼	12/06/11 08:41	12/09/11 01:49	1
Pyrene	**18**		7.5	3.7	ug/Kg	☼	12/06/11 08:41	12/09/11 01:49	1
3 & 4 Methylphenol	450	U	450	22	ug/Kg	☼	12/06/11 08:41	12/09/11 01:49	1

Surrogate	*%Recovery*	*Qualifier*	*Limits*	*Prepared*	*Analyzed*	*Dil Fac*
2-Fluorobiphenyl (Surr)	*53*		*34 - 110*	*12/06/11 08:41*	*12/09/11 01:49*	*1*
2-Fluorophenol (Surr)	*50*		*26 - 110*	*12/06/11 08:41*	*12/09/11 01:49*	*1*
2,4,6-Tribromophenol (Surr)	*24*		*10 - 118*	*12/06/11 08:41*	*12/09/11 01:49*	*1*
Nitrobenzene-d5 (Surr)	*50*		*24 - 112*	*12/06/11 08:41*	*12/09/11 01:49*	*1*
Phenol-d5 (Surr)	*55*		*28 - 110*	*12/06/11 08:41*	*12/09/11 01:49*	*1*
Terphenyl-d14 (Surr)	*68*		*41 - 119*	*12/06/11 08:41*	*12/09/11 01:49*	*1*

Method: 8082 - Polychlorinated Biphenyls (PCBs) by Gas Chromatography

Analyte	Result	Qualifier	RL	MDL	Unit	D	Prepared	Analyzed	Dil Fac
Aroclor-1016	37	U	37	24	ug/Kg	☼	12/08/11 08:35	12/12/11 10:32	1
Aroclor-1221	37	U	37	18	ug/Kg	☼	12/08/11 08:35	12/12/11 10:32	1
Aroclor-1232	37	U	37	16	ug/Kg	☼	12/08/11 08:35	12/12/11 10:32	1
Aroclor-1242	37	U	37	15	ug/Kg	☼	12/08/11 08:35	12/12/11 10:32	1
Aroclor-1248	37	U	37	19	ug/Kg	☼	12/08/11 08:35	12/12/11 10:32	1
Aroclor-1254	37	U	37	19	ug/Kg	☼	12/08/11 08:35	12/12/11 10:32	1
Aroclor-1260	37	U	37	19	ug/Kg	☼	12/08/11 08:35	12/12/11 10:32	1

Surrogate	*%Recovery*	*Qualifier*	*Limits*	*Prepared*	*Analyzed*	*Dil Fac*
Tetrachloro-m-xylene	*50*		*29 - 151*	*12/08/11 08:35*	*12/12/11 10:32*	*1*
DCB Decachlorobiphenyl	*55*		*14 - 163*	*12/08/11 08:35*	*12/12/11 10:32*	*1*

Method: 6010B - Metals (ICP)

Analyte	Result	Qualifier	RL	MDL	Unit	D	Prepared	Analyzed	Dil Fac
Aluminum	**6000**		17	8.2	mg/Kg	☼	12/06/11 10:47	12/09/11 15:38	1
Antimony	**0.46**	**J**	0.85	0.33	mg/Kg	☼	12/06/11 10:47	12/08/11 22:24	1
Barium	**53**	**B**	17	0.060	mg/Kg	☼	12/06/11 10:47	12/08/11 22:24	1
Beryllium	**0.30**	**J**	0.43	0.037	mg/Kg	☼	12/06/11 10:47	12/08/11 22:24	1
Calcium	**88000**	**B**	2100	68	mg/Kg	☼	12/06/11 10:47	12/22/11 10:48	5

Client: Conestoga-Rovers & Associates, Inc.
Project/Site: 17324-T07, RACER Former MTM

TestAmerica Job ID: 240-6462-1

Client Sample ID: S-017324-12011-TP-186
Date Collected: 12/01/11 14:50
Date Received: 12/02/11 09:15

Lab Sample ID: 240-6462-25
Matrix: Solid
Percent Solids: 89.0

Method: 6010B - Metals (ICP) (Continued)

Analyte	Result	Qualifier	RL	MDL	Unit	D	Prepared	Analyzed	Dil Fac
Cadmium	0.39		0.17	0.031	mg/Kg	☼	12/06/11 10:47	12/08/11 22:24	1
Cobalt	6.4		4.3	0.14	mg/Kg	☼	12/06/11 10:47	12/08/11 22:24	1
Chromium	9.8		0.43	0.17	mg/Kg	☼	12/06/11 10:47	12/08/11 22:24	1
Copper	16		2.1	0.63	mg/Kg	☼	12/06/11 10:47	12/08/11 22:24	1
Iron	16000	B	8.5	4.2	mg/Kg	☼	12/06/11 10:47	12/08/11 22:24	1
Potassium	1600	B	430	5.3	mg/Kg	☼	12/06/11 10:47	12/08/11 22:24	1
Magnesium	32000	B	430	4.3	mg/Kg	☼	12/06/11 10:47	12/08/11 22:24	1
Manganese	240	B	1.3	0.063	mg/Kg	☼	12/06/11 10:47	12/08/11 22:24	1
Silver	0.43	U	0.43	0.085	mg/Kg	☼	12/06/11 10:47	12/08/11 22:24	1
Sodium	130	J	430	56	mg/Kg	☼	12/06/11 10:47	12/08/11 22:24	1
Nickel	19		3.4	0.23	mg/Kg	☼	12/06/11 10:47	12/08/11 22:24	1
Vanadium	16	B	4.3	0.10	mg/Kg	☼	12/06/11 10:47	12/08/11 22:24	1
Zinc	43		1.7	0.85	mg/Kg	☼	12/06/11 10:47	12/08/11 22:24	1
Arsenic	6.4		0.85	0.26	mg/Kg	☼	12/06/11 10:47	12/08/11 22:24	1
Lead	7.5		0.26	0.16	mg/Kg	☼	12/06/11 10:47	12/08/11 22:24	1
Selenium	0.43	U	0.43	0.38	mg/Kg	☼	12/06/11 10:47	12/08/11 22:24	1
Thallium	0.85	U	0.85	0.47	mg/Kg	☼	12/06/11 10:47	12/09/11 15:38	1

Method: 7471A - Mercury (CVAA)

Analyte	Result	Qualifier	RL	MDL	Unit	D	Prepared	Analyzed	Dil Fac
Mercury	0.092	U	0.092	0.014	mg/Kg	☼	12/06/11 14:00	12/06/11 16:15	1

Client Sample ID: S-017324-12011-TP-187
Date Collected: 12/01/11 15:35
Date Received: 12/02/11 09:15

Lab Sample ID: 240-6462-26
Matrix: Solid
Percent Solids: 89.5

Method: 8082 - Polychlorinated Biphenyls (PCBs) by Gas Chromatography

Analyte	Result	Qualifier	RL	MDL	Unit	D	Prepared	Analyzed	Dil Fac
Aroclor-1016	37	U	37	23	ug/Kg	☼	12/08/11 08:35	12/12/11 10:47	1
Aroclor-1221	37	U	37	18	ug/Kg	☼	12/08/11 08:35	12/12/11 10:47	1
Aroclor-1232	37	U	37	16	ug/Kg	☼	12/08/11 08:35	12/12/11 10:47	1
Aroclor-1242	37	U	37	15	ug/Kg	☼	12/08/11 08:35	12/12/11 10:47	1
Aroclor-1248	37	U	37	19	ug/Kg	☼	12/08/11 08:35	12/12/11 10:47	1
Aroclor-1254	37	U	37	19	ug/Kg	☼	12/08/11 08:35	12/12/11 10:47	1
Aroclor-1260	37	U	37	19	ug/Kg	☼	12/08/11 08:35	12/12/11 10:47	1

Surrogate	*%Recovery*	*Qualifier*	*Limits*	*Prepared*	*Analyzed*	*Dil Fac*
Tetrachloro-m-xylene	*97*		*29 - 151*	*12/08/11 08:35*	*12/12/11 10:47*	*1*
DCB Decachlorobiphenyl	*70*		*14 - 163*	*12/08/11 08:35*	*12/12/11 10:47*	*1*

Method: 6010B - Metals (ICP)

Analyte	Result	Qualifier	RL	MDL	Unit	D	Prepared	Analyzed	Dil Fac
Aluminum	**1500**		20	9.7	mg/Kg	☼	12/06/11 10:47	12/09/11 15:44	1
Antimony	1.0	U	1.0	0.40	mg/Kg	☼	12/06/11 10:47	12/08/11 22:30	1
Barium	**13**	**J B**	20	0.072	mg/Kg	☼	12/06/11 10:47	12/08/11 22:30	1
Beryllium	0.51	U	0.51	0.044	mg/Kg	☼	12/06/11 10:47	12/08/11 22:30	1
Calcium	**48000**	**B**	510	16	mg/Kg	☼	12/06/11 10:47	12/08/11 22:30	1
Cadmium	**0.17**	**J**	0.20	0.037	mg/Kg	☼	12/06/11 10:47	12/08/11 22:30	1
Cobalt	**1.6**	**J**	5.1	0.16	mg/Kg	☼	12/06/11 10:47	12/08/11 22:30	1
Chromium	**3.6**		0.51	0.20	mg/Kg	☼	12/06/11 10:47	12/08/11 22:30	1
Copper	**5.2**		2.5	0.75	mg/Kg	☼	12/06/11 10:47	12/08/11 22:30	1
Iron	**4800**	**B**	10	5.0	mg/Kg	☼	12/06/11 10:47	12/08/11 22:30	1
Potassium	**290**	**J B**	510	6.3	mg/Kg	☼	12/06/11 10:47	12/08/11 22:30	1
Magnesium	**52000**	**B**	510	5.2	mg/Kg	☼	12/06/11 10:47	12/08/11 22:30	1
Manganese	**190**	**B**	1.5	0.075	mg/Kg	☼	12/06/11 10:47	12/08/11 22:30	1
Silver	0.51	U	0.51	0.10	mg/Kg	☼	12/06/11 10:47	12/08/11 22:30	1
Sodium	**120**	**J**	510	67	mg/Kg	☼	12/06/11 10:47	12/08/11 22:30	1
Nickel	**4.9**		4.1	0.27	mg/Kg	☼	12/06/11 10:47	12/08/11 22:30	1
Vanadium	**6.0**	**B**	5.1	0.12	mg/Kg	☼	12/06/11 10:47	12/08/11 22:30	1
Zinc	**18**		2.0	1.0	mg/Kg	☼	12/06/11 10:47	12/08/11 22:30	1
Arsenic	**3.3**		1.0	0.30	mg/Kg	☼	12/06/11 10:47	12/08/11 22:30	1
Lead	**4.0**		0.30	0.19	mg/Kg	☼	12/06/11 10:47	12/08/11 22:30	1
Selenium	0.51	U	0.51	0.46	mg/Kg	☼	12/06/11 10:47	12/08/11 22:30	1
Thallium	**0.77**	**J**	1.0	0.56	mg/Kg	☼	12/06/11 10:47	12/08/11 22:30	1

Method: 7471A - Mercury (CVAA)

Analyte	Result	Qualifier	RL	MDL	Unit	D	Prepared	Analyzed	Dil Fac
Mercury	**0.088**		0.085	0.013	mg/Kg	☼	12/06/11 14:00	12/06/11 16:18	1

Client Sample ID: S-017324-12011-TP-188
Date Collected: 12/01/11 15:40
Date Received: 12/02/11 09:15

Lab Sample ID: 240-6462-27
Matrix: Solid
Percent Solids: 91.6

Method: 8082 - Polychlorinated Biphenyls (PCBs) by Gas Chromatography

Analyte	Result	Qualifier	RL	MDL	Unit	D	Prepared	Analyzed	Dil Fac
Aroclor-1016	36	U	36	23	ug/Kg	☼	12/08/11 08:35	12/12/11 11:02	1
Aroclor-1221	36	U	36	17	ug/Kg	☼	12/08/11 08:35	12/12/11 11:02	1
Aroclor-1232	36	U	36	15	ug/Kg	☼	12/08/11 08:35	12/12/11 11:02	1
Aroclor-1242	36	U	36	14	ug/Kg	☼	12/08/11 08:35	12/12/11 11:02	1
Aroclor-1248	36	U	36	19	ug/Kg	☼	12/08/11 08:35	12/12/11 11:02	1
Aroclor-1254	36	U	36	19	ug/Kg	☼	12/08/11 08:35	12/12/11 11:02	1
Aroclor-1260	36	U	36	19	ug/Kg	☼	12/08/11 08:35	12/12/11 11:02	1

Surrogate	*%Recovery*	*Qualifier*	*Limits*	*Prepared*	*Analyzed*	*Dil Fac*
Tetrachloro-m-xylene	*57*		*29 - 151*	*12/08/11 08:35*	*12/12/11 11:02*	*1*
DCB Decachlorobiphenyl	*60*		*14 - 163*	*12/08/11 08:35*	*12/12/11 11:02*	*1*

Method: 6010B - Metals (ICP)

Analyte	Result	Qualifier	RL	MDL	Unit	D	Prepared	Analyzed	Dil Fac
Aluminum	**4400**		17	8.3	mg/Kg	☼	12/06/11 10:25	12/09/11 16:24	1
Antimony	**0.60**	**J**	0.86	0.34	mg/Kg	☼	12/06/11 10:25	12/08/11 18:44	1
Barium	**18**	**B**	17	0.061	mg/Kg	☼	12/06/11 10:25	12/08/11 18:44	1
Beryllium	**0.23**	**J**	0.43	0.037	mg/Kg	☼	12/06/11 10:25	12/08/11 18:44	1
Calcium	**40000**	**B**	430	14	mg/Kg	☼	12/06/11 10:25	12/08/11 18:44	1
Cadmium	**0.11**	**J**	0.17	0.031	mg/Kg	☼	12/06/11 10:25	12/08/11 18:44	1
Cobalt	**4.3**		4.3	0.14	mg/Kg	☼	12/06/11 10:25	12/08/11 18:44	1
Chromium	**7.5**		0.43	0.17	mg/Kg	☼	12/06/11 10:25	12/08/11 18:44	1
Copper	**11**		2.1	0.64	mg/Kg	☼	12/06/11 10:25	12/08/11 18:44	1
Iron	**10000**		8.6	4.2	mg/Kg	☼	12/06/11 10:25	12/08/11 18:44	1
Potassium	**1100**	**B**	430	5.3	mg/Kg	☼	12/06/11 10:25	12/08/11 18:44	1
Magnesium	**67000**	**B**	2100	22	mg/Kg	☼	12/06/11 10:25	12/12/11 11:27	5
Manganese	**180**	**B**	1.3	0.064	mg/Kg	☼	12/06/11 10:25	12/08/11 18:44	1
Silver	0.43	U	0.43	0.086	mg/Kg	☼	12/06/11 10:25	12/08/11 18:44	1
Sodium	**150**	**J**	430	57	mg/Kg	☼	12/06/11 10:25	12/08/11 18:44	1
Nickel	**13**		3.4	0.23	mg/Kg	☼	12/06/11 10:25	12/08/11 18:44	1
Vanadium	**12**	**B**	4.3	0.10	mg/Kg	☼	12/06/11 10:25	12/08/11 18:44	1
Zinc	**24**		1.7	0.86	mg/Kg	☼	12/06/11 10:25	12/08/11 18:44	1
Arsenic	**3.4**		0.86	0.26	mg/Kg	☼	12/06/11 10:25	12/08/11 18:44	1
Lead	**5.1**		0.26	0.16	mg/Kg	☼	12/06/11 10:25	12/08/11 18:44	1
Selenium	0.43	U	0.43	0.39	mg/Kg	☼	12/06/11 10:25	12/08/11 18:44	1
Thallium	**0.63**	**J**	0.86	0.47	mg/Kg	☼	12/06/11 10:25	12/08/11 18:44	1

Method: 7471A - Mercury (CVAA)

Analyte	Result	Qualifier	RL	MDL	Unit	D	Prepared	Analyzed	Dil Fac
Mercury	**0.016**	**J**	0.086	0.013	mg/Kg	☼	12/06/11 14:00	12/06/11 16:45	1

Client: Conestoga-Rovers & Associates, Inc.
Project/Site: 17324-T07, RACER Former MTM

TestAmerica Job ID: 240-6462-1

Client Sample ID: S-017324-12011-TP-189
Date Collected: 12/01/11 15:55
Date Received: 12/02/11 09:15

Lab Sample ID: 240-6462-28
Matrix: Solid
Percent Solids: 81.9

Method: 8260B - Volatile Organic Compounds (GC/MS)

Analyte	Result	Qualifier	RL	MDL	Unit	D	Prepared	Analyzed	Dil Fac
Acetone	10	U	10	3.2	ug/Kg	☼	12/02/11 23:03	12/13/11 05:10	1
Benzene	2.5	U	2.5	0.12	ug/Kg	☼	12/02/11 23:03	12/13/11 05:10	1
Dichlorobromomethane	2.5	U	2.5	0.14	ug/Kg	☼	12/02/11 23:03	12/13/11 05:10	1
Bromoform	2.5	U	2.5	0.17	ug/Kg	☼	12/02/11 23:03	12/13/11 05:10	1
Bromomethane	2.5	U	2.5	0.27	ug/Kg	☼	12/02/11 23:03	12/13/11 05:10	1
2-Butanone (MEK)	10	U	10	0.71	ug/Kg	☼	12/02/11 23:03	12/13/11 05:10	1
Carbon disulfide	2.5	U	2.5	0.22	ug/Kg	☼	12/02/11 23:03	12/13/11 05:10	1
Carbon tetrachloride	2.5	U	2.5	0.19	ug/Kg	☼	12/02/11 23:03	12/13/11 05:10	1
Chlorobenzene	2.5	U	2.5	0.17	ug/Kg	☼	12/02/11 23:03	12/13/11 05:10	1
Chloroethane	2.5	U	2.5	0.44	ug/Kg	☼	12/02/11 23:03	12/13/11 05:10	1
Chloroform	2.5	U	2.5	0.15	ug/Kg	☼	12/02/11 23:03	12/13/11 05:10	1
Chloromethane	2.5	U	2.5	0.21	ug/Kg	☼	12/02/11 23:03	12/13/11 05:10	1
1,1-Dichloroethane	2.5	U	2.5	0.18	ug/Kg	☼	12/02/11 23:03	12/13/11 05:10	1
1,2-Dichloroethane	2.5	U	2.5	0.17	ug/Kg	☼	12/02/11 23:03	12/13/11 05:10	1
1,1-Dichloroethene	2.5	U	2.5	0.26	ug/Kg	☼	12/02/11 23:03	12/13/11 05:10	1
1,2-Dichloropropane	2.5	U	2.5	0.35	ug/Kg	☼	12/02/11 23:03	12/13/11 05:10	1
cis-1,3-Dichloropropene	2.5	U	2.5	0.17	ug/Kg	☼	12/02/11 23:03	12/13/11 05:10	1
trans-1,3-Dichloropropene	2.5	U	2.5	0.27	ug/Kg	☼	12/02/11 23:03	12/13/11 05:10	1
Ethylbenzene	2.5	U	2.5	0.13	ug/Kg	☼	12/02/11 23:03	12/13/11 05:10	1
2-Hexanone	10	U	10	0.32	ug/Kg	☼	12/02/11 23:03	12/13/11 05:10	1
Methylene Chloride	2.5	U	2.5	0.34	ug/Kg	☼	12/02/11 23:03	12/13/11 05:10	1
4-Methyl-2-pentanone (MIBK)	10	U	10	0.27	ug/Kg	☼	12/02/11 23:03	12/13/11 05:10	1
Styrene	2.5	U	2.5	0.076	ug/Kg	☼	12/02/11 23:03	12/13/11 05:10	1
1,1,2,2-Tetrachloroethane	2.5	U	2.5	0.17	ug/Kg	☼	12/02/11 23:03	12/13/11 05:10	1
Tetrachloroethene	2.5	U	2.5	0.26	ug/Kg	☼	12/02/11 23:03	12/13/11 05:10	1
Toluene	2.5	U	2.5	0.14	ug/Kg	☼	12/02/11 23:03	12/13/11 05:10	1
Trichloroethene	2.5	U	2.5	0.21	ug/Kg	☼	12/02/11 23:03	12/13/11 05:10	1
Vinyl chloride	2.5	U	2.5	0.20	ug/Kg	☼	12/02/11 23:03	12/13/11 05:10	1
Xylenes, Total	5.1	U	5.1	0.34	ug/Kg	☼	12/02/11 23:03	12/13/11 05:10	1
1,1,1-Trichloroethane	2.5	U	2.5	0.28	ug/Kg	☼	12/02/11 23:03	12/13/11 05:10	1
1,1,2-Trichloroethane	2.5	U	2.5	0.20	ug/Kg	☼	12/02/11 23:03	12/13/11 05:10	1
Cyclohexane	5.1	U	5.1	0.17	ug/Kg	☼	12/02/11 23:03	12/13/11 05:10	1
1,2-Dibromo-3-Chloropropane	5.1	U	5.1	0.66	ug/Kg	☼	12/02/11 23:03	12/13/11 05:10	1
Ethylene Dibromide	2.5	U	2.5	0.25	ug/Kg	☼	12/02/11 23:03	12/13/11 05:10	1
Dichlorodifluoromethane	2.5	U	2.5	0.25	ug/Kg	☼	12/02/11 23:03	12/13/11 05:10	1
cis-1,2-Dichloroethene	2.5	U	2.5	0.18	ug/Kg	☼	12/02/11 23:03	12/13/11 05:10	1
trans-1,2-Dichloroethene	2.5	U	2.5	0.21	ug/Kg	☼	12/02/11 23:03	12/13/11 05:10	1
Isopropylbenzene	2.5	U	2.5	0.081	ug/Kg	☼	12/02/11 23:03	12/13/11 05:10	1
Methyl acetate	5.1	U	5.1	0.71	ug/Kg	☼	12/02/11 23:03	12/13/11 05:10	1
Methyl tert-butyl ether	10	U	10	0.22	ug/Kg	☼	12/02/11 23:03	12/13/11 05:10	1
1,1,2-Trichloro-1,2,2-trifluoroethane	2.5	U	2.5	0.66	ug/Kg	☼	12/02/11 23:03	12/13/11 05:10	1
1,2,4-Trichlorobenzene	2.5	U	2.5	0.14	ug/Kg	☼	12/02/11 23:03	12/13/11 05:10	1
1,2-Dichlorobenzene	2.5	U	2.5	0.18	ug/Kg	☼	12/02/11 23:03	12/13/11 05:10	1
1,3-Dichlorobenzene	2.5	U	2.5	0.18	ug/Kg	☼	12/02/11 23:03	12/13/11 05:10	1
1,4-Dichlorobenzene	2.5	U	2.5	0.34	ug/Kg	☼	12/02/11 23:03	12/13/11 05:10	1
Trichlorofluoromethane	2.5	U	2.5	0.17	ug/Kg	☼	12/02/11 23:03	12/13/11 05:10	1
Chlorodibromomethane	2.5	U	2.5	0.28	ug/Kg	☼	12/02/11 23:03	12/13/11 05:10	1
Methylcyclohexane	5.1	U	5.1	0.16	ug/Kg	☼	12/02/11 23:03	12/13/11 05:10	1

Client Sample ID: S-017324-12011-TP-189
Date Collected: 12/01/11 15:55
Date Received: 12/02/11 09:15

Lab Sample ID: 240-6462-28
Matrix: Solid
Percent Solids: 81.9

Surrogate	*%Recovery*	*Qualifier*	*Limits*	*Prepared*	*Analyzed*	*Dil Fac*
1,2-Dichloroethane-d4 (Surr)	*91*		*58 - 123*	*12/02/11 23:03*	*12/13/11 05:10*	*1*
4-Bromofluorobenzene (Surr)	*95*		*52 - 136*	*12/02/11 23:03*	*12/13/11 05:10*	*1*
Toluene-d8 (Surr)	*101*		*67 - 125*	*12/02/11 23:03*	*12/13/11 05:10*	*1*
Dibromofluoromethane (Surr)	*90*		*37 - 132*	*12/02/11 23:03*	*12/13/11 05:10*	*1*

Method: 8270C - Semivolatile Organic Compounds (GC/MS)

Analyte	Result	Qualifier	RL	MDL	Unit	D	Prepared	Analyzed	Dil Fac
1,1'-Biphenyl	610	U	610	330	ug/Kg	☼	12/06/11 08:41	12/09/11 22:12	10
2,2'-oxybis[1-chloropropane]	1200	U	1200	120	ug/Kg	☼	12/06/11 08:41	12/09/11 22:12	10
2,4,5-Trichlorophenol	1800	U	1800	310	ug/Kg	☼	12/06/11 08:41	12/09/11 22:12	10
2,4,6-Trichlorophenol	1800	U	1800	980	ug/Kg	☼	12/06/11 08:41	12/09/11 22:12	10
2,4-Dichlorophenol	1800	U	1800	240	ug/Kg	☼	12/06/11 08:41	12/09/11 22:12	10
2,4-Dimethylphenol	1800	U	1800	240	ug/Kg	☼	12/06/11 08:41	12/09/11 22:12	10
2,4-Dinitrophenol	4000	U	4000	980	ug/Kg	☼	12/06/11 08:41	12/09/11 22:12	10
2,4-Dinitrotoluene	2400	U	2400	330	ug/Kg	☼	12/06/11 08:41	12/09/11 22:12	10
2,6-Dinitrotoluene	2400	U	2400	260	ug/Kg	☼	12/06/11 08:41	12/09/11 22:12	10
2-Chloronaphthalene	610	U	610	40	ug/Kg	☼	12/06/11 08:41	12/09/11 22:12	10
2-Chlorophenol	610	U	610	330	ug/Kg	☼	12/06/11 08:41	12/09/11 22:12	10
2-Methylnaphthalene	82	U	82	40	ug/Kg	☼	12/06/11 08:41	12/09/11 22:12	10
2-Methylphenol	2400	U	2400	980	ug/Kg	☼	12/06/11 08:41	12/09/11 22:12	10
2-Nitroaniline	2400	U	2400	110	ug/Kg	☼	12/06/11 08:41	12/09/11 22:12	10
2-Nitrophenol	610	U	610	330	ug/Kg	☼	12/06/11 08:41	12/09/11 22:12	10
3,3'-Dichlorobenzidine	1200	U *	1200	220	ug/Kg	☼	12/06/11 08:41	12/09/11 22:12	10
3-Nitroaniline	2400	U	2400	200	ug/Kg	☼	12/06/11 08:41	12/09/11 22:12	10
4,6-Dinitro-2-methylphenol	1800	U	1800	980	ug/Kg	☼	12/06/11 08:41	12/09/11 22:12	10
4-Bromophenyl phenyl ether	610	U	610	160	ug/Kg	☼	12/06/11 08:41	12/09/11 22:12	10
4-Chloro-3-methylphenol	1800	U	1800	260	ug/Kg	☼	12/06/11 08:41	12/09/11 22:12	10
4-Chloroaniline	1800	U	1800	210	ug/Kg	☼	12/06/11 08:41	12/09/11 22:12	10
4-Chlorophenyl phenyl ether	610	U	610	160	ug/Kg	☼	12/06/11 08:41	12/09/11 22:12	10
4-Nitroaniline	2400	U	2400	320	ug/Kg	☼	12/06/11 08:41	12/09/11 22:12	10
4-Nitrophenol	4000	U	4000	980	ug/Kg	☼	12/06/11 08:41	12/09/11 22:12	10
Acenaphthene	82	U	82	40	ug/Kg	☼	12/06/11 08:41	12/09/11 22:12	10
Acenaphthylene	**110**		82	40	ug/Kg	☼	12/06/11 08:41	12/09/11 22:12	10
Acetophenone	1200	U	1200	110	ug/Kg	☼	12/06/11 08:41	12/09/11 22:12	10
Anthracene	**140**		82	40	ug/Kg	☼	12/06/11 08:41	12/09/11 22:12	10
Atrazine	2400	U	2400	110	ug/Kg	☼	12/06/11 08:41	12/09/11 22:12	10
Benzaldehyde	1200	U	1200	150	ug/Kg	☼	12/06/11 08:41	12/09/11 22:12	10
Benzo[a]anthracene	**98**		82	40	ug/Kg	☼	12/06/11 08:41	12/09/11 22:12	10
Benzo[a]pyrene	**280**		82	40	ug/Kg	☼	12/06/11 08:41	12/09/11 22:12	10
Benzo[b]fluoranthene	**510**		82	40	ug/Kg	☼	12/06/11 08:41	12/09/11 22:12	10
Benzo[g,h,i]perylene	**1100**		82	40	ug/Kg	☼	12/06/11 08:41	12/09/11 22:12	10
Benzo[k]fluoranthene	**180**		82	40	ug/Kg	☼	12/06/11 08:41	12/09/11 22:12	10
Bis(2-chloroethoxy)methane	1200	U	1200	270	ug/Kg	☼	12/06/11 08:41	12/09/11 22:12	10
Bis(2-chloroethyl)ether	1200	U	1200	24	ug/Kg	☼	12/06/11 08:41	12/09/11 22:12	10
Bis(2-ethylhexyl) phthalate	610	U	610	230	ug/Kg	☼	12/06/11 08:41	12/09/11 22:12	10
Butyl benzyl phthalate	610	U	610	120	ug/Kg	☼	12/06/11 08:41	12/09/11 22:12	10
Caprolactam	4000	U	4000	450	ug/Kg	☼	12/06/11 08:41	12/09/11 22:12	10
Carbazole	610	U	610	330	ug/Kg	☼	12/06/11 08:41	12/09/11 22:12	10
Chrysene	**330**		82	13	ug/Kg	☼	12/06/11 08:41	12/09/11 22:12	10
Dibenz(a,h)anthracene	**190**		82	40	ug/Kg	☼	12/06/11 08:41	12/09/11 22:12	10
Dibenzofuran	610	U	610	40	ug/Kg	☼	12/06/11 08:41	12/09/11 22:12	10

Client Sample ID: S-017324-12011-TP-189
Date Collected: 12/01/11 15:55
Date Received: 12/02/11 09:15

Lab Sample ID: 240-6462-28
Matrix: Solid
Percent Solids: 81.9

Method: 8270C - Semivolatile Organic Compounds (GC/MS) (Continued)

Analyte	Result	Qualifier	RL	MDL	Unit	D	Prepared	Analyzed	Dil Fac
Diethyl phthalate	610	U	610	200	ug/Kg	☼	12/06/11 08:41	12/09/11 22:12	10
Dimethyl phthalate	610	U	610	210	ug/Kg	☼	12/06/11 08:41	12/09/11 22:12	10
Di-n-butyl phthalate	610	U	610	180	ug/Kg	☼	12/06/11 08:41	12/09/11 22:12	10
Di-n-octyl phthalate	610	U	610	330	ug/Kg	☼	12/06/11 08:41	12/09/11 22:12	10
Fluoranthene	**150**		82	40	ug/Kg	☼	12/06/11 08:41	12/09/11 22:12	10
Fluorene	82	U	82	40	ug/Kg	☼	12/06/11 08:41	12/09/11 22:12	10
Hexachlorobenzene	82	U	82	26	ug/Kg	☼	12/06/11 08:41	12/09/11 22:12	10
Hexachlorobutadiene	610	U	610	330	ug/Kg	☼	12/06/11 08:41	12/09/11 22:12	10
Hexachlorocyclopentadiene	4000	U	4000	330	ug/Kg	☼	12/06/11 08:41	12/09/11 22:12	10
Hexachloroethane	610	U	610	110	ug/Kg	☼	12/06/11 08:41	12/09/11 22:12	10
Indeno[1,2,3-cd]pyrene	**590**		82	40	ug/Kg	☼	12/06/11 08:41	12/09/11 22:12	10
Isophorone	610	U	610	160	ug/Kg	☼	12/06/11 08:41	12/09/11 22:12	10
Naphthalene	82	U	82	40	ug/Kg	☼	12/06/11 08:41	12/09/11 22:12	10
Nitrobenzene	1200	U	1200	27	ug/Kg	☼	12/06/11 08:41	12/09/11 22:12	10
N-Nitrosodi-n-propylamine	610	U	610	330	ug/Kg	☼	12/06/11 08:41	12/09/11 22:12	10
N-Nitrosodiphenylamine	610	U	610	260	ug/Kg	☼	12/06/11 08:41	12/09/11 22:12	10
Pentachlorophenol	1800	U	1800	980	ug/Kg	☼	12/06/11 08:41	12/09/11 22:12	10
Phenol	610	U	610	330	ug/Kg	☼	12/06/11 08:41	12/09/11 22:12	10
Phenanthrene	**110**		82	40	ug/Kg	☼	12/06/11 08:41	12/09/11 22:12	10
Pyrene	**200**		82	40	ug/Kg	☼	12/06/11 08:41	12/09/11 22:12	10
3 & 4 Methylphenol	4900	U	4900	240	ug/Kg	☼	12/06/11 08:41	12/09/11 22:12	10

Surrogate	*%Recovery*	*Qualifier*	*Limits*	*Prepared*	*Analyzed*	*Dil Fac*
2-Fluorobiphenyl (Surr)	*46*		*34 - 110*	*12/06/11 08:41*	*12/09/11 22:12*	*10*
2-Fluorophenol (Surr)	*54*		*26 - 110*	*12/06/11 08:41*	*12/09/11 22:12*	*10*
2,4,6-Tribromophenol (Surr)	*43*		*10 - 118*	*12/06/11 08:41*	*12/09/11 22:12*	*10*
Nitrobenzene-d5 (Surr)	*47*		*24 - 112*	*12/06/11 08:41*	*12/09/11 22:12*	*10*
Phenol-d5 (Surr)	*44*		*28 - 110*	*12/06/11 08:41*	*12/09/11 22:12*	*10*
Terphenyl-d14 (Surr)	*63*		*41 - 119*	*12/06/11 08:41*	*12/09/11 22:12*	*10*

Method: 8082 - Polychlorinated Biphenyls (PCBs) by Gas Chromatography

Analyte	Result	Qualifier	RL	MDL	Unit	D	Prepared	Analyzed	Dil Fac
Aroclor-1016	40	U	40	26	ug/Kg	☼	12/08/11 08:35	12/12/11 11:16	1
Aroclor-1221	40	U	40	19	ug/Kg	☼	12/08/11 08:35	12/12/11 11:16	1
Aroclor-1232	40	U	40	17	ug/Kg	☼	12/08/11 08:35	12/12/11 11:16	1
Aroclor-1242	40	U	40	16	ug/Kg	☼	12/08/11 08:35	12/12/11 11:16	1
Aroclor-1248	40	U	40	21	ug/Kg	☼	12/08/11 08:35	12/12/11 11:16	1
Aroclor-1254	40	U	40	21	ug/Kg	☼	12/08/11 08:35	12/12/11 11:16	1
Aroclor-1260	40	U	40	21	ug/Kg	☼	12/08/11 08:35	12/12/11 11:16	1

Surrogate	*%Recovery*	*Qualifier*	*Limits*	*Prepared*	*Analyzed*	*Dil Fac*
Tetrachloro-m-xylene	*77*		*29 - 151*	*12/08/11 08:35*	*12/12/11 11:16*	*1*
DCB Decachlorobiphenyl	*61*		*14 - 163*	*12/08/11 08:35*	*12/12/11 11:16*	*1*

Method: 6010B - Metals (ICP)

Analyte	Result	Qualifier	RL	MDL	Unit	D	Prepared	Analyzed	Dil Fac
Aluminum	**9600**		21	9.9	mg/Kg	☼	12/06/11 10:25	12/09/11 16:29	1
Antimony	**1.2**		1.0	0.40	mg/Kg	☼	12/06/11 10:25	12/08/11 18:50	1
Barium	**110**	**B**	21	0.073	mg/Kg	☼	12/06/11 10:25	12/08/11 18:50	1
Beryllium	**0.47**	**J**	0.51	0.044	mg/Kg	☼	12/06/11 10:25	12/08/11 18:50	1
Calcium	**36000**	**B**	510	16	mg/Kg	☼	12/06/11 10:25	12/08/11 18:50	1

Client: Conestoga-Rovers & Associates, Inc.
Project/Site: 17324-T07, RACER Former MTM

TestAmerica Job ID: 240-6462-1

Client Sample ID: S-017324-12011-TP-189
Date Collected: 12/01/11 15:55
Date Received: 12/02/11 09:15

Lab Sample ID: 240-6462-28
Matrix: Solid
Percent Solids: 81.9

Method: 6010B - Metals (ICP) (Continued)

Analyte	Result	Qualifier	RL	MDL	Unit	D	Prepared	Analyzed	Dil Fac
Cadmium	0.58		0.21	0.037	mg/Kg	☼	12/06/11 10:25	12/08/11 18:50	1
Cobalt	8.5		5.1	0.16	mg/Kg	☼	12/06/11 10:25	12/08/11 18:50	1
Chromium	16		0.51	0.21	mg/Kg	☼	12/06/11 10:25	12/08/11 18:50	1
Copper	250		2.6	0.76	mg/Kg	☼	12/06/11 10:25	12/08/11 18:50	1
Iron	23000		10	5.0	mg/Kg	☼	12/06/11 10:25	12/08/11 18:50	1
Potassium	1300	B	510	6.4	mg/Kg	☼	12/06/11 10:25	12/08/11 18:50	1
Magnesium	16000	B	510	5.2	mg/Kg	☼	12/06/11 10:25	12/08/11 18:50	1
Manganese	440	B	1.5	0.076	mg/Kg	☼	12/06/11 10:25	12/08/11 18:50	1
Silver	0.51	U	0.51	0.10	mg/Kg	☼	12/06/11 10:25	12/08/11 18:50	1
Sodium	73	J	510	68	mg/Kg	☼	12/06/11 10:25	12/08/11 18:50	1
Nickel	31		4.1	0.28	mg/Kg	☼	12/06/11 10:25	12/08/11 18:50	1
Vanadium	28	B	5.1	0.12	mg/Kg	☼	12/06/11 10:25	12/08/11 18:50	1
Zinc	110		2.1	1.0	mg/Kg	☼	12/06/11 10:25	12/08/11 18:50	1
Arsenic	9.4		1.0	0.31	mg/Kg	☼	12/06/11 10:25	12/08/11 18:50	1
Lead	61		0.31	0.19	mg/Kg	☼	12/06/11 10:25	12/08/11 18:50	1
Selenium	0.51	U	0.51	0.46	mg/Kg	☼	12/06/11 10:25	12/08/11 18:50	1
Thallium	0.84	J	1.0	0.56	mg/Kg	☼	12/06/11 10:25	12/08/11 18:50	1

Method: 7471A - Mercury (CVAA)

Analyte	Result	Qualifier	RL	MDL	Unit	D	Prepared	Analyzed	Dil Fac
Mercury	0.61		0.090	0.014	mg/Kg	☼	12/06/11 14:00	12/06/11 16:46	1

Client: Conestoga-Rovers & Associates, Inc.
Project/Site: 17324-T07, RACER Former MTM

TestAmerica Job ID: 240-6462-1

Client Sample ID: S-017324-12011-TP-190
Date Collected: 12/01/11 16:10
Date Received: 12/02/11 09:15

Lab Sample ID: 240-6462-29
Matrix: Solid
Percent Solids: 83.3

Method: 8260B - Volatile Organic Compounds (GC/MS)

Analyte	Result	Qualifier	RL	MDL	Unit	D	Prepared	Analyzed	Dil Fac
Acetone	10	U	10	3.2	ug/Kg	☼	12/02/11 23:03	12/09/11 16:24	1
Benzene	2.5	U	2.5	0.12	ug/Kg	☼	12/02/11 23:03	12/09/11 16:24	1
Dichlorobromomethane	2.5	U	2.5	0.14	ug/Kg	☼	12/02/11 23:03	12/09/11 16:24	1
Bromoform	2.5	U	2.5	0.17	ug/Kg	☼	12/02/11 23:03	12/09/11 16:24	1
Bromomethane	2.5	U	2.5	0.27	ug/Kg	☼	12/02/11 23:03	12/09/11 16:24	1
2-Butanone (MEK)	10	U	10	0.71	ug/Kg	☼	12/02/11 23:03	12/09/11 16:24	1
Carbon disulfide	2.5	U	2.5	0.22	ug/Kg	☼	12/02/11 23:03	12/09/11 16:24	1
Carbon tetrachloride	2.5	U	2.5	0.19	ug/Kg	☼	12/02/11 23:03	12/09/11 16:24	1
Chlorobenzene	2.5	U	2.5	0.17	ug/Kg	☼	12/02/11 23:03	12/09/11 16:24	1
Chloroethane	2.5	U	2.5	0.43	ug/Kg	☼	12/02/11 23:03	12/09/11 16:24	1
Chloroform	2.5	U	2.5	0.15	ug/Kg	☼	12/02/11 23:03	12/09/11 16:24	1
Chloromethane	2.5	U	2.5	0.21	ug/Kg	☼	12/02/11 23:03	12/09/11 16:24	1
1,1-Dichloroethane	2.5	U	2.5	0.18	ug/Kg	☼	12/02/11 23:03	12/09/11 16:24	1
1,2-Dichloroethane	**0.38**	**J**	2.5	0.17	ug/Kg	☼	12/02/11 23:03	12/09/11 16:24	1
1,1-Dichloroethene	2.5	U	2.5	0.26	ug/Kg	☼	12/02/11 23:03	12/09/11 16:24	1
1,2-Dichloropropane	2.5	U	2.5	0.35	ug/Kg	☼	12/02/11 23:03	12/09/11 16:24	1
cis-1,3-Dichloropropene	2.5	U	2.5	0.17	ug/Kg	☼	12/02/11 23:03	12/09/11 16:24	1
trans-1,3-Dichloropropene	2.5	U	2.5	0.27	ug/Kg	☼	12/02/11 23:03	12/09/11 16:24	1
Ethylbenzene	2.5	U	2.5	0.13	ug/Kg	☼	12/02/11 23:03	12/09/11 16:24	1
2-Hexanone	10	U	10	0.32	ug/Kg	☼	12/02/11 23:03	12/09/11 16:24	1
Methylene Chloride	2.5	U	2.5	0.34	ug/Kg	☼	12/02/11 23:03	12/09/11 16:24	1
4-Methyl-2-pentanone (MIBK)	10	U	10	0.27	ug/Kg	☼	12/02/11 23:03	12/09/11 16:24	1
Styrene	2.5	U	2.5	0.076	ug/Kg	☼	12/02/11 23:03	12/09/11 16:24	1
1,1,2,2-Tetrachloroethane	2.5	U	2.5	0.17	ug/Kg	☼	12/02/11 23:03	12/09/11 16:24	1
Tetrachloroethene	2.5	U	2.5	0.26	ug/Kg	☼	12/02/11 23:03	12/09/11 16:24	1
Toluene	**0.34**	**J**	2.5	0.14	ug/Kg	☼	12/02/11 23:03	12/09/11 16:24	1
Trichloroethene	2.5	U	2.5	0.21	ug/Kg	☼	12/02/11 23:03	12/09/11 16:24	1
Vinyl chloride	2.5	U	2.5	0.20	ug/Kg	☼	12/02/11 23:03	12/09/11 16:24	1
Xylenes, Total	5.1	U	5.1	0.34	ug/Kg	☼	12/02/11 23:03	12/09/11 16:24	1
1,1,1-Trichloroethane	2.5	U	2.5	0.28	ug/Kg	☼	12/02/11 23:03	12/09/11 16:24	1
1,1,2-Trichloroethane	2.5	U	2.5	0.20	ug/Kg	☼	12/02/11 23:03	12/09/11 16:24	1
Cyclohexane	5.1	U	5.1	0.17	ug/Kg	☼	12/02/11 23:03	12/09/11 16:24	1
1,2-Dibromo-3-Chloropropane	5.1	U	5.1	0.66	ug/Kg	☼	12/02/11 23:03	12/09/11 16:24	1
Ethylene Dibromide	2.5	U	2.5	0.25	ug/Kg	☼	12/02/11 23:03	12/09/11 16:24	1
Dichlorodifluoromethane	2.5	U	2.5	0.25	ug/Kg	☼	12/02/11 23:03	12/09/11 16:24	1
cis-1,2-Dichloroethene	2.5	U	2.5	0.18	ug/Kg	☼	12/02/11 23:03	12/09/11 16:24	1
trans-1,2-Dichloroethene	2.5	U	2.5	0.21	ug/Kg	☼	12/02/11 23:03	12/09/11 16:24	1
Isopropylbenzene	2.5	U	2.5	0.081	ug/Kg	☼	12/02/11 23:03	12/09/11 16:24	1
Methyl acetate	5.1	U	5.1	0.71	ug/Kg	☼	12/02/11 23:03	12/09/11 16:24	1
Methyl tert-butyl ether	10	U	10	0.22	ug/Kg	☼	12/02/11 23:03	12/09/11 16:24	1
1,1,2-Trichloro-1,2,2-trifluoroethane	2.5	U	2.5	0.66	ug/Kg	☼	12/02/11 23:03	12/09/11 16:24	1
1,2,4-Trichlorobenzene	2.5	U	2.5	0.14	ug/Kg	☼	12/02/11 23:03	12/09/11 16:24	1
1,2-Dichlorobenzene	2.5	U	2.5	0.18	ug/Kg	☼	12/02/11 23:03	12/09/11 16:24	1
1,3-Dichlorobenzene	2.5	U	2.5	0.18	ug/Kg	☼	12/02/11 23:03	12/09/11 16:24	1
1,4-Dichlorobenzene	2.5	U	2.5	0.33	ug/Kg	☼	12/02/11 23:03	12/09/11 16:24	1
Trichlorofluoromethane	2.5	U	2.5	0.17	ug/Kg	☼	12/02/11 23:03	12/09/11 16:24	1
Chlorodibromomethane	2.5	U	2.5	0.28	ug/Kg	☼	12/02/11 23:03	12/09/11 16:24	1
Methylcyclohexane	5.1	U	5.1	0.16	ug/Kg	☼	12/02/11 23:03	12/09/11 16:24	1

Client: Conestoga-Rovers & Associates, Inc.
Project/Site: 17324-T07, RACER Former MTM

TestAmerica Job ID: 240-6462-1

Client Sample ID: S-017324-12011-TP-190
Date Collected: 12/01/11 16:10
Date Received: 12/02/11 09:15

Lab Sample ID: 240-6462-29
Matrix: Solid
Percent Solids: 83.3

Surrogate	%Recovery	Qualifier	Limits	Prepared	Analyzed	Dil Fac
1,2-Dichloroethane-d4 (Surr)	*106*		*58 - 123*	*12/02/11 23:03*	*12/09/11 16:24*	*1*
4-Bromofluorobenzene (Surr)	*104*		*52 - 136*	*12/02/11 23:03*	*12/09/11 16:24*	*1*
Toluene-d8 (Surr)	*107*		*67 - 125*	*12/02/11 23:03*	*12/09/11 16:24*	*1*
Dibromofluoromethane (Surr)	*95*		*37 - 132*	*12/02/11 23:03*	*12/09/11 16:24*	*1*

Method: 8270C - Semivolatile Organic Compounds (GC/MS)

Analyte	Result	Qualifier	RL	MDL	Unit	D	Prepared	Analyzed	Dil Fac
1,1'-Biphenyl	150	U	150	81	ug/Kg	☼	12/06/11 08:41	12/12/11 20:40	2.5
2,2'-oxybis[1-chloropropane]	300	U	300	28	ug/Kg	☼	12/06/11 08:41	12/12/11 20:40	2.5
2,4,5-Trichlorophenol	450	U	450	75	ug/Kg	☼	12/06/11 08:41	12/12/11 20:40	2.5
2,4,6-Trichlorophenol	450	U	450	240	ug/Kg	☼	12/06/11 08:41	12/12/11 20:40	2.5
2,4-Dichlorophenol	450	U	450	60	ug/Kg	☼	12/06/11 08:41	12/12/11 20:40	2.5
2,4-Dimethylphenol	450	U	450	60	ug/Kg	☼	12/06/11 08:41	12/12/11 20:40	2.5
2,4-Dinitrophenol	990	U	990	240	ug/Kg	☼	12/06/11 08:41	12/12/11 20:40	2.5
2,4-Dinitrotoluene	600	U	600	81	ug/Kg	☼	12/06/11 08:41	12/12/11 20:40	2.5
2,6-Dinitrotoluene	600	U	600	63	ug/Kg	☼	12/06/11 08:41	12/12/11 20:40	2.5
2-Chloronaphthalene	150	U	150	9.9	ug/Kg	☼	12/06/11 08:41	12/12/11 20:40	2.5
2-Chlorophenol	150	U	150	81	ug/Kg	☼	12/06/11 08:41	12/12/11 20:40	2.5
2-Methylnaphthalene	**22**		20	9.9	ug/Kg	☼	12/06/11 08:41	12/12/11 20:40	2.5
2-Methylphenol	600	U	600	240	ug/Kg	☼	12/06/11 08:41	12/12/11 20:40	2.5
2-Nitroaniline	600	U	600	27	ug/Kg	☼	12/06/11 08:41	12/12/11 20:40	2.5
2-Nitrophenol	150	U	150	81	ug/Kg	☼	12/06/11 08:41	12/12/11 20:40	2.5
3,3'-Dichlorobenzidine	300	U *	300	54	ug/Kg	☼	12/06/11 08:41	12/12/11 20:40	2.5
3-Nitroaniline	600	U	600	48	ug/Kg	☼	12/06/11 08:41	12/12/11 20:40	2.5
4,6-Dinitro-2-methylphenol	450	U	450	240	ug/Kg	☼	12/06/11 08:41	12/12/11 20:40	2.5
4-Bromophenyl phenyl ether	150	U	150	39	ug/Kg	☼	12/06/11 08:41	12/12/11 20:40	2.5
4-Chloro-3-methylphenol	450	U	450	63	ug/Kg	☼	12/06/11 08:41	12/12/11 20:40	2.5
4-Chloroaniline	450	U	450	51	ug/Kg	☼	12/06/11 08:41	12/12/11 20:40	2.5
4-Chlorophenyl phenyl ether	150	U	150	39	ug/Kg	☼	12/06/11 08:41	12/12/11 20:40	2.5
4-Nitroaniline	600	U	600	78	ug/Kg	☼	12/06/11 08:41	12/12/11 20:40	2.5
4-Nitrophenol	990	U	990	240	ug/Kg	☼	12/06/11 08:41	12/12/11 20:40	2.5
Acenaphthene	20	U	20	9.9	ug/Kg	☼	12/06/11 08:41	12/12/11 20:40	2.5
Acenaphthylene	20	U	20	9.9	ug/Kg	☼	12/06/11 08:41	12/12/11 20:40	2.5
Acetophenone	300	U	300	28	ug/Kg	☼	12/06/11 08:41	12/12/11 20:40	2.5
Anthracene	**28**		20	9.9	ug/Kg	☼	12/06/11 08:41	12/12/11 20:40	2.5
Atrazine	600	U	600	27	ug/Kg	☼	12/06/11 08:41	12/12/11 20:40	2.5
Benzaldehyde	300	U	300	36	ug/Kg	☼	12/06/11 08:41	12/12/11 20:40	2.5
Benzo[a]anthracene	**110**		20	9.9	ug/Kg	☼	12/06/11 08:41	12/12/11 20:40	2.5
Benzo[a]pyrene	**100**		20	9.9	ug/Kg	☼	12/06/11 08:41	12/12/11 20:40	2.5
Benzo[b]fluoranthene	**200**		20	9.9	ug/Kg	☼	12/06/11 08:41	12/12/11 20:40	2.5
Benzo[g,h,i]perylene	**200**		20	9.9	ug/Kg	☼	12/06/11 08:41	12/12/11 20:40	2.5
Benzo[k]fluoranthene	**70**		20	9.9	ug/Kg	☼	12/06/11 08:41	12/12/11 20:40	2.5
Bis(2-chloroethoxy)methane	300	U	300	66	ug/Kg	☼	12/06/11 08:41	12/12/11 20:40	2.5
Bis(2-chloroethyl)ether	300	U	300	6.0	ug/Kg	☼	12/06/11 08:41	12/12/11 20:40	2.5
Bis(2-ethylhexyl) phthalate	150	U	150	57	ug/Kg	☼	12/06/11 08:41	12/12/11 20:40	2.5
Butyl benzyl phthalate	150	U	150	30	ug/Kg	☼	12/06/11 08:41	12/12/11 20:40	2.5
Caprolactam	990	U	990	110	ug/Kg	☼	12/06/11 08:41	12/12/11 20:40	2.5
Carbazole	150	U	150	81	ug/Kg	☼	12/06/11 08:41	12/12/11 20:40	2.5
Chrysene	**120**		20	3.3	ug/Kg	☼	12/06/11 08:41	12/12/11 20:40	2.5
Dibenz(a,h)anthracene	**33**		20	9.9	ug/Kg	☼	12/06/11 08:41	12/12/11 20:40	2.5
Dibenzofuran	**18**	**J**	150	9.9	ug/Kg	☼	12/06/11 08:41	12/12/11 20:40	2.5

Client Sample ID: S-017324-12011-TP-190
Date Collected: 12/01/11 16:10
Date Received: 12/02/11 09:15

Lab Sample ID: 240-6462-29
Matrix: Solid
Percent Solids: 83.3

Method: 8270C - Semivolatile Organic Compounds (GC/MS) (Continued)

Analyte	Result	Qualifier	RL	MDL	Unit	D	Prepared	Analyzed	Dil Fac
Diethyl phthalate	150	U	150	48	ug/Kg	☼	12/06/11 08:41	12/12/11 20:40	2.5
Dimethyl phthalate	150	U	150	51	ug/Kg	☼	12/06/11 08:41	12/12/11 20:40	2.5
Di-n-butyl phthalate	150	U	150	45	ug/Kg	☼	12/06/11 08:41	12/12/11 20:40	2.5
Di-n-octyl phthalate	150	U	150	81	ug/Kg	☼	12/06/11 08:41	12/12/11 20:40	2.5
Fluoranthene	**150**		20	9.9	ug/Kg	☼	12/06/11 08:41	12/12/11 20:40	2.5
Fluorene	20	U	20	9.9	ug/Kg	☼	12/06/11 08:41	12/12/11 20:40	2.5
Hexachlorobenzene	20	U	20	6.3	ug/Kg	☼	12/06/11 08:41	12/12/11 20:40	2.5
Hexachlorobutadiene	150	U	150	81	ug/Kg	☼	12/06/11 08:41	12/12/11 20:40	2.5
Hexachlorocyclopentadiene	990	U	990	81	ug/Kg	☼	12/06/11 08:41	12/12/11 20:40	2.5
Hexachloroethane	150	U	150	27	ug/Kg	☼	12/06/11 08:41	12/12/11 20:40	2.5
Indeno[1,2,3-cd]pyrene	**150**		20	9.9	ug/Kg	☼	12/06/11 08:41	12/12/11 20:40	2.5
Isophorone	150	U	150	39	ug/Kg	☼	12/06/11 08:41	12/12/11 20:40	2.5
Naphthalene	**13**	**J**	20	9.9	ug/Kg	☼	12/06/11 08:41	12/12/11 20:40	2.5
Nitrobenzene	300	U	300	6.6	ug/Kg	☼	12/06/11 08:41	12/12/11 20:40	2.5
N-Nitrosodi-n-propylamine	150	U	150	81	ug/Kg	☼	12/06/11 08:41	12/12/11 20:40	2.5
N-Nitrosodiphenylamine	150	U	150	63	ug/Kg	☼	12/06/11 08:41	12/12/11 20:40	2.5
Pentachlorophenol	450	U	450	240	ug/Kg	☼	12/06/11 08:41	12/12/11 20:40	2.5
Phenol	150	U	150	81	ug/Kg	☼	12/06/11 08:41	12/12/11 20:40	2.5
Phenanthrene	**180**		20	9.9	ug/Kg	☼	12/06/11 08:41	12/12/11 20:40	2.5
Pyrene	**140**		20	9.9	ug/Kg	☼	12/06/11 08:41	12/12/11 20:40	2.5
3 & 4 Methylphenol	1200	U	1200	60	ug/Kg	☼	12/06/11 08:41	12/12/11 20:40	2.5

Surrogate	*%Recovery*	*Qualifier*	*Limits*	*Prepared*	*Analyzed*	*Dil Fac*
2-Fluorobiphenyl (Surr)	*47*		*34 - 110*	*12/06/11 08:41*	*12/12/11 20:40*	*2.5*
2-Fluorophenol (Surr)	*55*		*26 - 110*	*12/06/11 08:41*	*12/12/11 20:40*	*2.5*
2,4,6-Tribromophenol (Surr)	*37*		*10 - 118*	*12/06/11 08:41*	*12/12/11 20:40*	*2.5*
Nitrobenzene-d5 (Surr)	*50*		*24 - 112*	*12/06/11 08:41*	*12/12/11 20:40*	*2.5*
Phenol-d5 (Surr)	*51*		*28 - 110*	*12/06/11 08:41*	*12/12/11 20:40*	*2.5*
Terphenyl-d14 (Surr)	*73*		*41 - 119*	*12/06/11 08:41*	*12/12/11 20:40*	*2.5*

Method: 8082 - Polychlorinated Biphenyls (PCBs) by Gas Chromatography

Analyte	Result	Qualifier	RL	MDL	Unit	D	Prepared	Analyzed	Dil Fac
Aroclor-1016	40	U	40	25	ug/Kg	☼	12/08/11 08:35	12/12/11 11:31	1
Aroclor-1221	40	U	40	19	ug/Kg	☼	12/08/11 08:35	12/12/11 11:31	1
Aroclor-1232	40	U	40	17	ug/Kg	☼	12/08/11 08:35	12/12/11 11:31	1
Aroclor-1242	40	U	40	16	ug/Kg	☼	12/08/11 08:35	12/12/11 11:31	1
Aroclor-1248	40	U	40	20	ug/Kg	☼	12/08/11 08:35	12/12/11 11:31	1
Aroclor-1254	40	U	40	20	ug/Kg	☼	12/08/11 08:35	12/12/11 11:31	1
Aroclor-1260	40	U	40	20	ug/Kg	☼	12/08/11 08:35	12/12/11 11:31	1

Surrogate	*%Recovery*	*Qualifier*	*Limits*	*Prepared*	*Analyzed*	*Dil Fac*
Tetrachloro-m-xylene	*71*		*29 - 151*	*12/08/11 08:35*	*12/12/11 11:31*	*1*
DCB Decachlorobiphenyl	*66*		*14 - 163*	*12/08/11 08:35*	*12/12/11 11:31*	*1*

Method: 6010B - Metals (ICP)

Analyte	Result	Qualifier	RL	MDL	Unit	D	Prepared	Analyzed	Dil Fac
Aluminum	**7000**		17	8.4	mg/Kg	☼	12/06/11 10:25	12/09/11 16:46	1
Antimony	**0.67**	**J**	0.87	0.34	mg/Kg	☼	12/06/11 10:25	12/08/11 18:56	1
Barium	**84**	**B**	17	0.062	mg/Kg	☼	12/06/11 10:25	12/08/11 18:56	1
Beryllium	**0.50**		0.44	0.037	mg/Kg	☼	12/06/11 10:25	12/08/11 18:56	1
Calcium	**82000**	**B**	2200	70	mg/Kg	☼	12/06/11 10:25	12/22/11 10:53	5

Client: Conestoga-Rovers & Associates, Inc.
Project/Site: 17324-T07, RACER Former MTM

TestAmerica Job ID: 240-6462-1

Client Sample ID: S-017324-12011-TP-190
Date Collected: 12/01/11 16:10
Date Received: 12/02/11 09:15

Lab Sample ID: 240-6462-29
Matrix: Solid
Percent Solids: 83.3

Method: 6010B - Metals (ICP) (Continued)

Analyte	Result	Qualifier	RL	MDL	Unit	D	Prepared	Analyzed	Dil Fac
Cadmium	0.34		0.17	0.031	mg/Kg	☼	12/06/11 10:25	12/08/11 18:56	1
Cobalt	8.3		4.4	0.14	mg/Kg	☼	12/06/11 10:25	12/08/11 18:56	1
Chromium	12		0.44	0.17	mg/Kg	☼	12/06/11 10:25	12/08/11 18:56	1
Copper	17		2.2	0.64	mg/Kg	☼	12/06/11 10:25	12/08/11 18:56	1
Iron	17000		8.7	4.3	mg/Kg	☼	12/06/11 10:25	12/08/11 18:56	1
Potassium	890	B	440	5.4	mg/Kg	☼	12/06/11 10:25	12/08/11 18:56	1
Magnesium	37000	B	440	4.4	mg/Kg	☼	12/06/11 10:25	12/08/11 18:56	1
Manganese	550	B	1.3	0.064	mg/Kg	☼	12/06/11 10:25	12/08/11 18:56	1
Silver	0.44	U	0.44	0.087	mg/Kg	☼	12/06/11 10:25	12/08/11 18:56	1
Sodium	370	J	440	57	mg/Kg	☼	12/06/11 10:25	12/08/11 18:56	1
Nickel	20		3.5	0.24	mg/Kg	☼	12/06/11 10:25	12/08/11 18:56	1
Vanadium	21	B	4.4	0.10	mg/Kg	☼	12/06/11 10:25	12/08/11 18:56	1
Zinc	56		1.7	0.87	mg/Kg	☼	12/06/11 10:25	12/08/11 18:56	1
Arsenic	9.0		0.87	0.26	mg/Kg	☼	12/06/11 10:25	12/08/11 18:56	1
Lead	20		0.26	0.17	mg/Kg	☼	12/06/11 10:25	12/08/11 18:56	1
Selenium	0.44	U	0.44	0.39	mg/Kg	☼	12/06/11 10:25	12/08/11 18:56	1
Thallium	1.5		0.87	0.48	mg/Kg	☼	12/06/11 10:25	12/08/11 18:56	1

Method: 7471A - Mercury (CVAA)

Analyte	Result	Qualifier	RL	MDL	Unit	D	Prepared	Analyzed	Dil Fac
Mercury	0.044	J	0.077	0.012	mg/Kg	☼	12/06/11 14:00	12/06/11 16:50	1

Client: Conestoga-Rovers & Associates, Inc.
Project/Site: 17324-T07, RACER Former MTM

TestAmerica Job ID: 240-6462-1

Client Sample ID: S-017324-12011-TP-191
Date Collected: 12/01/11 16:45
Date Received: 12/02/11 09:15

Lab Sample ID: 240-6462-30
Matrix: Solid
Percent Solids: 78.3

Method: 8260B - Volatile Organic Compounds (GC/MS)

Analyte	Result	Qualifier	RL	MDL	Unit	D	Prepared	Analyzed	Dil Fac
Acetone	**12**	**B**	12	3.9	ug/Kg	☼	12/02/11 23:03	12/09/11 16:45	1
Benzene	3.1	U	3.1	0.14	ug/Kg	☼	12/02/11 23:03	12/09/11 16:45	1
Dichlorobromomethane	3.1	U	3.1	0.17	ug/Kg	☼	12/02/11 23:03	12/09/11 16:45	1
Bromoform	3.1	U	3.1	0.20	ug/Kg	☼	12/02/11 23:03	12/09/11 16:45	1
Bromomethane	3.1	U	3.1	0.34	ug/Kg	☼	12/02/11 23:03	12/09/11 16:45	1
2-Butanone (MEK)	**1.6**	**J**	12	0.87	ug/Kg	☼	12/02/11 23:03	12/09/11 16:45	1
Carbon disulfide	**4.1**	**B**	3.1	0.27	ug/Kg	☼	12/02/11 23:03	12/09/11 16:45	1
Carbon tetrachloride	3.1	U	3.1	0.23	ug/Kg	☼	12/02/11 23:03	12/09/11 16:45	1
Chlorobenzene	3.1	U	3.1	0.20	ug/Kg	☼	12/02/11 23:03	12/09/11 16:45	1
Chloroethane	3.1	U	3.1	0.53	ug/Kg	☼	12/02/11 23:03	12/09/11 16:45	1
Chloroform	3.1	U	3.1	0.18	ug/Kg	☼	12/02/11 23:03	12/09/11 16:45	1
Chloromethane	3.1	U	3.1	0.25	ug/Kg	☼	12/02/11 23:03	12/09/11 16:45	1
1,1-Dichloroethane	3.1	U	3.1	0.22	ug/Kg	☼	12/02/11 23:03	12/09/11 16:45	1
1,2-Dichloroethane	**0.39**	**J**	3.1	0.21	ug/Kg	☼	12/02/11 23:03	12/09/11 16:45	1
1,1-Dichloroethene	3.1	U	3.1	0.32	ug/Kg	☼	12/02/11 23:03	12/09/11 16:45	1
1,2-Dichloropropane	3.1	U	3.1	0.43	ug/Kg	☼	12/02/11 23:03	12/09/11 16:45	1
cis-1,3-Dichloropropene	3.1	U	3.1	0.21	ug/Kg	☼	12/02/11 23:03	12/09/11 16:45	1
trans-1,3-Dichloropropene	3.1	U	3.1	0.34	ug/Kg	☼	12/02/11 23:03	12/09/11 16:45	1
Ethylbenzene	3.1	U	3.1	0.16	ug/Kg	☼	12/02/11 23:03	12/09/11 16:45	1
2-Hexanone	12	U	12	0.39	ug/Kg	☼	12/02/11 23:03	12/09/11 16:45	1
Methylene Chloride	3.1	U	3.1	0.42	ug/Kg	☼	12/02/11 23:03	12/09/11 16:45	1
4-Methyl-2-pentanone (MIBK)	12	U	12	0.34	ug/Kg	☼	12/02/11 23:03	12/09/11 16:45	1
Styrene	3.1	U	3.1	0.093	ug/Kg	☼	12/02/11 23:03	12/09/11 16:45	1
1,1,2,2-Tetrachloroethane	3.1	U	3.1	0.21	ug/Kg	☼	12/02/11 23:03	12/09/11 16:45	1
Tetrachloroethene	3.1	U	3.1	0.32	ug/Kg	☼	12/02/11 23:03	12/09/11 16:45	1
Toluene	**0.42**	**J**	3.1	0.17	ug/Kg	☼	12/02/11 23:03	12/09/11 16:45	1
Trichloroethene	3.1	U	3.1	0.26	ug/Kg	☼	12/02/11 23:03	12/09/11 16:45	1
Vinyl chloride	3.1	U	3.1	0.24	ug/Kg	☼	12/02/11 23:03	12/09/11 16:45	1
Xylenes, Total	6.2	U	6.2	0.42	ug/Kg	☼	12/02/11 23:03	12/09/11 16:45	1
1,1,1-Trichloroethane	3.1	U	3.1	0.35	ug/Kg	☼	12/02/11 23:03	12/09/11 16:45	1
1,1,2-Trichloroethane	3.1	U	3.1	0.24	ug/Kg	☼	12/02/11 23:03	12/09/11 16:45	1
Cyclohexane	**0.31**	**J**	6.2	0.20	ug/Kg	☼	12/02/11 23:03	12/09/11 16:45	1
1,2-Dibromo-3-Chloropropane	6.2	U	6.2	0.81	ug/Kg	☼	12/02/11 23:03	12/09/11 16:45	1
Ethylene Dibromide	3.1	U	3.1	0.31	ug/Kg	☼	12/02/11 23:03	12/09/11 16:45	1
Dichlorodifluoromethane	3.1	U	3.1	0.31	ug/Kg	☼	12/02/11 23:03	12/09/11 16:45	1
cis-1,2-Dichloroethene	3.1	U	3.1	0.22	ug/Kg	☼	12/02/11 23:03	12/09/11 16:45	1
trans-1,2-Dichloroethene	3.1	U	3.1	0.25	ug/Kg	☼	12/02/11 23:03	12/09/11 16:45	1
Isopropylbenzene	3.1	U	3.1	0.099	ug/Kg	☼	12/02/11 23:03	12/09/11 16:45	1
Methyl acetate	6.2	U	6.2	0.87	ug/Kg	☼	12/02/11 23:03	12/09/11 16:45	1
Methyl tert-butyl ether	12	U	12	0.27	ug/Kg	☼	12/02/11 23:03	12/09/11 16:45	1
1,1,2-Trichloro-1,2,2-trifluoroethane	3.1	U	3.1	0.81	ug/Kg	☼	12/02/11 23:03	12/09/11 16:45	1
1,2,4-Trichlorobenzene	3.1	U	3.1	0.17	ug/Kg	☼	12/02/11 23:03	12/09/11 16:45	1
1,2-Dichlorobenzene	3.1	U	3.1	0.22	ug/Kg	☼	12/02/11 23:03	12/09/11 16:45	1
1,3-Dichlorobenzene	3.1	U	3.1	0.22	ug/Kg	☼	12/02/11 23:03	12/09/11 16:45	1
1,4-Dichlorobenzene	3.1	U	3.1	0.41	ug/Kg	☼	12/02/11 23:03	12/09/11 16:45	1
Trichlorofluoromethane	3.1	U	3.1	0.21	ug/Kg	☼	12/02/11 23:03	12/09/11 16:45	1
Chlorodibromomethane	3.1	U	3.1	0.34	ug/Kg	☼	12/02/11 23:03	12/09/11 16:45	1
Methylcyclohexane	**0.70**	**J**	6.2	0.19	ug/Kg	☼	12/02/11 23:03	12/09/11 16:45	1

Client: Conestoga-Rovers & Associates, Inc.
Project/Site: 17324-T07, RACER Former MTM

TestAmerica Job ID: 240-6462-1

Client Sample ID: S-017324-12011-TP-191
Date Collected: 12/01/11 16:45
Date Received: 12/02/11 09:15

Lab Sample ID: 240-6462-30
Matrix: Solid
Percent Solids: 78.3

Surrogate	%Recovery	Qualifier	Limits	Prepared	Analyzed	Dil Fac
1,2-Dichloroethane-d4 (Surr)	*106*		*58 - 123*	*12/02/11 23:03*	*12/09/11 16:45*	*1*
4-Bromofluorobenzene (Surr)	*112*		*52 - 136*	*12/02/11 23:03*	*12/09/11 16:45*	*1*
Toluene-d8 (Surr)	*105*		*67 - 125*	*12/02/11 23:03*	*12/09/11 16:45*	*1*
Dibromofluoromethane (Surr)	*95*		*37 - 132*	*12/02/11 23:03*	*12/09/11 16:45*	*1*

Method: 8270C - Semivolatile Organic Compounds (GC/MS)

Analyte	Result	Qualifier	RL	MDL	Unit	D	Prepared	Analyzed	Dil Fac
1,1'-Biphenyl	**1500**	**J**	1600	860	ug/Kg	☼	12/06/11 08:41	12/12/11 19:09	25
2,2'-oxybis[1-chloropropane]	3200	U	3200	300	ug/Kg	☼	12/06/11 08:41	12/12/11 19:09	25
2,4,5-Trichlorophenol	4800	U	4800	800	ug/Kg	☼	12/06/11 08:41	12/12/11 19:09	25
2,4,6-Trichlorophenol	4800	U	4800	2600	ug/Kg	☼	12/06/11 08:41	12/12/11 19:09	25
2,4-Dichlorophenol	4800	U	4800	640	ug/Kg	☼	12/06/11 08:41	12/12/11 19:09	25
2,4-Dimethylphenol	4800	U	4800	640	ug/Kg	☼	12/06/11 08:41	12/12/11 19:09	25
2,4-Dinitrophenol	11000	U	11000	2600	ug/Kg	☼	12/06/11 08:41	12/12/11 19:09	25
2,4-Dinitrotoluene	6400	U	6400	860	ug/Kg	☼	12/06/11 08:41	12/12/11 19:09	25
2,6-Dinitrotoluene	6400	U	6400	670	ug/Kg	☼	12/06/11 08:41	12/12/11 19:09	25
2-Chloronaphthalene	1600	U	1600	110	ug/Kg	☼	12/06/11 08:41	12/12/11 19:09	25
2-Chlorophenol	1600	U	1600	860	ug/Kg	☼	12/06/11 08:41	12/12/11 19:09	25
2-Methylnaphthalene	**920**		210	110	ug/Kg	☼	12/06/11 08:41	12/12/11 19:09	25
2-Methylphenol	6400	U	6400	2600	ug/Kg	☼	12/06/11 08:41	12/12/11 19:09	25
2-Nitroaniline	6400	U	6400	290	ug/Kg	☼	12/06/11 08:41	12/12/11 19:09	25
2-Nitrophenol	1600	U	1600	860	ug/Kg	☼	12/06/11 08:41	12/12/11 19:09	25
3,3'-Dichlorobenzidine	3200	U *	3200	580	ug/Kg	☼	12/06/11 08:41	12/12/11 19:09	25
3-Nitroaniline	6400	U	6400	510	ug/Kg	☼	12/06/11 08:41	12/12/11 19:09	25
4,6-Dinitro-2-methylphenol	4800	U	4800	2600	ug/Kg	☼	12/06/11 08:41	12/12/11 19:09	25
4-Bromophenyl phenyl ether	1600	U	1600	420	ug/Kg	☼	12/06/11 08:41	12/12/11 19:09	25
4-Chloro-3-methylphenol	4800	U	4800	670	ug/Kg	☼	12/06/11 08:41	12/12/11 19:09	25
4-Chloroaniline	4800	U	4800	540	ug/Kg	☼	12/06/11 08:41	12/12/11 19:09	25
4-Chlorophenyl phenyl ether	1600	U	1600	420	ug/Kg	☼	12/06/11 08:41	12/12/11 19:09	25
4-Nitroaniline	6400	U	6400	830	ug/Kg	☼	12/06/11 08:41	12/12/11 19:09	25
4-Nitrophenol	11000	U	11000	2600	ug/Kg	☼	12/06/11 08:41	12/12/11 19:09	25
Acenaphthene	**16000**		210	110	ug/Kg	☼	12/06/11 08:41	12/12/11 19:09	25
Acenaphthylene	**1100**		210	110	ug/Kg	☼	12/06/11 08:41	12/12/11 19:09	25
Acetophenone	3200	U	3200	290	ug/Kg	☼	12/06/11 08:41	12/12/11 19:09	25
Anthracene	**6600**		210	110	ug/Kg	☼	12/06/11 08:41	12/12/11 19:09	25
Atrazine	6400	U	6400	290	ug/Kg	☼	12/06/11 08:41	12/12/11 19:09	25
Benzaldehyde	3200	U	3200	380	ug/Kg	☼	12/06/11 08:41	12/12/11 19:09	25
Benzo[a]anthracene	**4900**		210	110	ug/Kg	☼	12/06/11 08:41	12/12/11 19:09	25
Benzo[a]pyrene	**2900**		210	110	ug/Kg	☼	12/06/11 08:41	12/12/11 19:09	25
Benzo[b]fluoranthene	**4400**		210	110	ug/Kg	☼	12/06/11 08:41	12/12/11 19:09	25
Benzo[g,h,i]perylene	**1300**		210	110	ug/Kg	☼	12/06/11 08:41	12/12/11 19:09	25
Benzo[k]fluoranthene	**1200**		210	110	ug/Kg	☼	12/06/11 08:41	12/12/11 19:09	25
Bis(2-chloroethoxy)methane	3200	U	3200	700	ug/Kg	☼	12/06/11 08:41	12/12/11 19:09	25
Bis(2-chloroethyl)ether	3200	U	3200	64	ug/Kg	☼	12/06/11 08:41	12/12/11 19:09	25
Bis(2-ethylhexyl) phthalate	1600	U	1600	610	ug/Kg	☼	12/06/11 08:41	12/12/11 19:09	25
Butyl benzyl phthalate	1600	U	1600	320	ug/Kg	☼	12/06/11 08:41	12/12/11 19:09	25
Caprolactam	11000	U	11000	1200	ug/Kg	☼	12/06/11 08:41	12/12/11 19:09	25
Carbazole	**2000**		1600	860	ug/Kg	☼	12/06/11 08:41	12/12/11 19:09	25
Chrysene	**5000**		210	35	ug/Kg	☼	12/06/11 08:41	12/12/11 19:09	25
Dibenz(a,h)anthracene	**440**		210	110	ug/Kg	☼	12/06/11 08:41	12/12/11 19:09	25
Dibenzofuran	**11000**		1600	110	ug/Kg	☼	12/06/11 08:41	12/12/11 19:09	25

Client: Conestoga-Rovers & Associates, Inc.
Project/Site: 17324-T07, RACER Former MTM

TestAmerica Job ID: 240-6462-1

Client Sample ID: S-017324-12011-TP-191
Date Collected: 12/01/11 16:45
Date Received: 12/02/11 09:15

Lab Sample ID: 240-6462-30
Matrix: Solid
Percent Solids: 78.3

Method: 8270C - Semivolatile Organic Compounds (GC/MS) (Continued)

Analyte	Result	Qualifier	RL	MDL	Unit	D	Prepared	Analyzed	Dil Fac
Diethyl phthalate	1600	U	1600	510	ug/Kg	☼	12/06/11 08:41	12/12/11 19:09	25
Dimethyl phthalate	1600	U	1600	540	ug/Kg	☼	12/06/11 08:41	12/12/11 19:09	25
Di-n-butyl phthalate	1600	U	1600	480	ug/Kg	☼	12/06/11 08:41	12/12/11 19:09	25
Di-n-octyl phthalate	1600	U	1600	860	ug/Kg	☼	12/06/11 08:41	12/12/11 19:09	25
Fluoranthene	**21000**		210	110	ug/Kg	☼	12/06/11 08:41	12/12/11 19:09	25
Fluorene	**16000**		210	110	ug/Kg	☼	12/06/11 08:41	12/12/11 19:09	25
Hexachlorobenzene	210	U	210	67	ug/Kg	☼	12/06/11 08:41	12/12/11 19:09	25
Hexachlorobutadiene	1600	U	1600	860	ug/Kg	☼	12/06/11 08:41	12/12/11 19:09	25
Hexachlorocyclopentadiene	11000	U	11000	860	ug/Kg	☼	12/06/11 08:41	12/12/11 19:09	25
Hexachloroethane	1600	U	1600	290	ug/Kg	☼	12/06/11 08:41	12/12/11 19:09	25
Indeno[1,2,3-cd]pyrene	**1200**		210	110	ug/Kg	☼	12/06/11 08:41	12/12/11 19:09	25
Isophorone	1600	U	1600	420	ug/Kg	☼	12/06/11 08:41	12/12/11 19:09	25
Naphthalene	**4700**		210	110	ug/Kg	☼	12/06/11 08:41	12/12/11 19:09	25
Nitrobenzene	3200	U	3200	70	ug/Kg	☼	12/06/11 08:41	12/12/11 19:09	25
N-Nitrosodi-n-propylamine	1600	U	1600	860	ug/Kg	☼	12/06/11 08:41	12/12/11 19:09	25
N-Nitrosodiphenylamine	1600	U	1600	670	ug/Kg	☼	12/06/11 08:41	12/12/11 19:09	25
Pentachlorophenol	4800	U	4800	2600	ug/Kg	☼	12/06/11 08:41	12/12/11 19:09	25
Phenol	1600	U	1600	860	ug/Kg	☼	12/06/11 08:41	12/12/11 19:09	25
Phenanthrene	**35000**		210	110	ug/Kg	☼	12/06/11 08:41	12/12/11 19:09	25
Pyrene	**13000**		210	110	ug/Kg	☼	12/06/11 08:41	12/12/11 19:09	25
3 & 4 Methylphenol	13000	U	13000	640	ug/Kg	☼	12/06/11 08:41	12/12/11 19:09	25

Surrogate	*%Recovery*	*Qualifier*	*Limits*	*Prepared*	*Analyzed*	*Dil Fac*
2-Fluorobiphenyl (Surr)	*51*		*34 - 110*	*12/06/11 08:41*	*12/12/11 19:09*	*25*
2-Fluorophenol (Surr)	*61*		*26 - 110*	*12/06/11 08:41*	*12/12/11 19:09*	*25*
2,4,6-Tribromophenol (Surr)	*44*		*10 - 118*	*12/06/11 08:41*	*12/12/11 19:09*	*25*
Nitrobenzene-d5 (Surr)	*48*		*24 - 112*	*12/06/11 08:41*	*12/12/11 19:09*	*25*
Phenol-d5 (Surr)	*51*		*28 - 110*	*12/06/11 08:41*	*12/12/11 19:09*	*25*
Terphenyl-d14 (Surr)	*66*		*41 - 119*	*12/06/11 08:41*	*12/12/11 19:09*	*25*

Method: 8082 - Polychlorinated Biphenyls (PCBs) by Gas Chromatography

Analyte	Result	Qualifier	RL	MDL	Unit	D	Prepared	Analyzed	Dil Fac
Aroclor-1016	42	U	42	27	ug/Kg	☼	12/08/11 08:35	12/12/11 11:46	1
Aroclor-1221	42	U	42	20	ug/Kg	☼	12/08/11 08:35	12/12/11 11:46	1
Aroclor-1232	42	U	42	18	ug/Kg	☼	12/08/11 08:35	12/12/11 11:46	1
Aroclor-1242	42	U	42	17	ug/Kg	☼	12/08/11 08:35	12/12/11 11:46	1
Aroclor-1248	**580**		42	22	ug/Kg	☼	12/08/11 08:35	12/12/11 11:46	1
Aroclor-1254	42	U	42	22	ug/Kg	☼	12/08/11 08:35	12/12/11 11:46	1
Aroclor-1260	**79**		42	22	ug/Kg	☼	12/08/11 08:35	12/12/11 11:46	1

Surrogate	*%Recovery*	*Qualifier*	*Limits*	*Prepared*	*Analyzed*	*Dil Fac*
Tetrachloro-m-xylene	*160*	*X*	*29 - 151*	*12/08/11 08:35*	*12/12/11 11:46*	*1*
DCB Decachlorobiphenyl	*177*	*X*	*14 - 163*	*12/08/11 08:35*	*12/12/11 11:46*	*1*

Method: 6010B - Metals (ICP)

Analyte	Result	Qualifier	RL	MDL	Unit	D	Prepared	Analyzed	Dil Fac
Aluminum	**3400**		21	10	mg/Kg	☼	12/06/11 10:25	12/09/11 16:52	1
Antimony	**5.3**		1.0	0.41	mg/Kg	☼	12/06/11 10:25	12/08/11 19:03	1
Barium	**280**	**B**	21	0.074	mg/Kg	☼	12/06/11 10:25	12/08/11 19:03	1
Beryllium	**0.35**	**J**	0.52	0.045	mg/Kg	☼	12/06/11 10:25	12/08/11 19:03	1
Calcium	**110000**	**B**	2600	83	mg/Kg	☼	12/06/11 10:25	12/22/11 10:59	5

Client: Conestoga-Rovers & Associates, Inc.
Project/Site: 17324-T07, RACER Former MTM

TestAmerica Job ID: 240-6462-1

Client Sample ID: S-017324-12011-TP-191
Date Collected: 12/01/11 16:45
Date Received: 12/02/11 09:15

Lab Sample ID: 240-6462-30
Matrix: Solid
Percent Solids: 78.3

Method: 6010B - Metals (ICP) (Continued)

Analyte	Result	Qualifier	RL	MDL	Unit	D	Prepared	Analyzed	Dil Fac
Cadmium	0.77		0.21	0.037	mg/Kg	☼	12/06/11 10:25	12/08/11 19:03	1
Cobalt	5.2		5.2	0.17	mg/Kg	☼	12/06/11 10:25	12/08/11 19:03	1
Chromium	52		0.52	0.21	mg/Kg	☼	12/06/11 10:25	12/08/11 19:03	1
Copper	140		2.6	0.77	mg/Kg	☼	12/06/11 10:25	12/08/11 19:03	1
Iron	19000		10	5.1	mg/Kg	☼	12/06/11 10:25	12/08/11 19:03	1
Potassium	600	B	520	6.4	mg/Kg	☼	12/06/11 10:25	12/08/11 19:03	1
Magnesium	62000	B	520	5.3	mg/Kg	☼	12/06/11 10:25	12/08/11 19:03	1
Manganese	190	B	1.6	0.077	mg/Kg	☼	12/06/11 10:25	12/08/11 19:03	1
Silver	0.11	J	0.52	0.10	mg/Kg	☼	12/06/11 10:25	12/08/11 19:03	1
Sodium	170	J	520	69	mg/Kg	☼	12/06/11 10:25	12/08/11 19:03	1
Nickel	38		4.2	0.28	mg/Kg	☼	12/06/11 10:25	12/08/11 19:03	1
Vanadium	13	B	5.2	0.12	mg/Kg	☼	12/06/11 10:25	12/08/11 19:03	1
Zinc	130		2.1	1.0	mg/Kg	☼	12/06/11 10:25	12/08/11 19:03	1
Arsenic	12		1.0	0.31	mg/Kg	☼	12/06/11 10:25	12/08/11 19:03	1
Lead	350		0.31	0.20	mg/Kg	☼	12/06/11 10:25	12/08/11 19:03	1
Selenium	0.52	U	0.52	0.47	mg/Kg	☼	12/06/11 10:25	12/08/11 19:03	1
Thallium	1.0	U	1.0	0.57	mg/Kg	☼	12/06/11 10:25	12/08/11 19:03	1

Method: 7471A - Mercury (CVAA)

Analyte	Result	Qualifier	RL	MDL	Unit	D	Prepared	Analyzed	Dil Fac
Mercury	0.31		0.086	0.013	mg/Kg	☼	12/06/11 14:00	12/06/11 16:51	1

Client: Conestoga-Rovers & Associates, Inc.
Project/Site: 17324-T07, RACER Former MTM

TestAmerica Job ID: 240-6462-1

Client Sample ID: S-017324-12011-TP-192
Date Collected: 12/01/11 16:55
Date Received: 12/02/11 09:15

Lab Sample ID: 240-6462-31
Matrix: Solid
Percent Solids: 89.0

Method: 8260B - Volatile Organic Compounds (GC/MS)

Analyte	Result	Qualifier	RL	MDL	Unit	D	Prepared	Analyzed	Dil Fac
Acetone	**10**	**B**	7.8	2.4	ug/Kg	☼	12/02/11 23:03	12/09/11 17:07	1
Benzene	1.9	U	1.9	0.089	ug/Kg	☼	12/02/11 23:03	12/09/11 17:07	1
Dichlorobromomethane	1.9	U	1.9	0.11	ug/Kg	☼	12/02/11 23:03	12/09/11 17:07	1
Bromoform	1.9	U	1.9	0.13	ug/Kg	☼	12/02/11 23:03	12/09/11 17:07	1
Bromomethane	1.9	U	1.9	0.21	ug/Kg	☼	12/02/11 23:03	12/09/11 17:07	1
2-Butanone (MEK)	**1.4**	**J**	7.8	0.54	ug/Kg	☼	12/02/11 23:03	12/09/11 17:07	1
Carbon disulfide	**0.36**	**J B**	1.9	0.17	ug/Kg	☼	12/02/11 23:03	12/09/11 17:07	1
Carbon tetrachloride	1.9	U	1.9	0.14	ug/Kg	☼	12/02/11 23:03	12/09/11 17:07	1
Chlorobenzene	1.9	U	1.9	0.13	ug/Kg	☼	12/02/11 23:03	12/09/11 17:07	1
Chloroethane	1.9	U	1.9	0.33	ug/Kg	☼	12/02/11 23:03	12/09/11 17:07	1
Chloroform	1.9	U	1.9	0.11	ug/Kg	☼	12/02/11 23:03	12/09/11 17:07	1
Chloromethane	1.9	U	1.9	0.16	ug/Kg	☼	12/02/11 23:03	12/09/11 17:07	1
1,1-Dichloroethane	1.9	U	1.9	0.14	ug/Kg	☼	12/02/11 23:03	12/09/11 17:07	1
1,2-Dichloroethane	**0.28**	**J**	1.9	0.13	ug/Kg	☼	12/02/11 23:03	12/09/11 17:07	1
1,1-Dichloroethene	1.9	U	1.9	0.20	ug/Kg	☼	12/02/11 23:03	12/09/11 17:07	1
1,2-Dichloropropane	1.9	U	1.9	0.27	ug/Kg	☼	12/02/11 23:03	12/09/11 17:07	1
cis-1,3-Dichloropropene	1.9	U	1.9	0.13	ug/Kg	☼	12/02/11 23:03	12/09/11 17:07	1
trans-1,3-Dichloropropene	1.9	U	1.9	0.21	ug/Kg	☼	12/02/11 23:03	12/09/11 17:07	1
Ethylbenzene	1.9	U	1.9	0.10	ug/Kg	☼	12/02/11 23:03	12/09/11 17:07	1
2-Hexanone	7.8	U	7.8	0.24	ug/Kg	☼	12/02/11 23:03	12/09/11 17:07	1
Methylene Chloride	1.9	U	1.9	0.26	ug/Kg	☼	12/02/11 23:03	12/09/11 17:07	1
4-Methyl-2-pentanone (MIBK)	7.8	U	7.8	0.21	ug/Kg	☼	12/02/11 23:03	12/09/11 17:07	1
Styrene	1.9	U	1.9	0.058	ug/Kg	☼	12/02/11 23:03	12/09/11 17:07	1
1,1,2,2-Tetrachloroethane	1.9	U	1.9	0.13	ug/Kg	☼	12/02/11 23:03	12/09/11 17:07	1
Tetrachloroethene	1.9	U	1.9	0.20	ug/Kg	☼	12/02/11 23:03	12/09/11 17:07	1
Toluene	**0.27**	**J**	1.9	0.10	ug/Kg	☼	12/02/11 23:03	12/09/11 17:07	1
Trichloroethene	1.9	U	1.9	0.16	ug/Kg	☼	12/02/11 23:03	12/09/11 17:07	1
Vinyl chloride	**0.15**	**J**	1.9	0.15	ug/Kg	☼	12/02/11 23:03	12/09/11 17:07	1
Xylenes, Total	3.9	U	3.9	0.26	ug/Kg	☼	12/02/11 23:03	12/09/11 17:07	1
1,1,1-Trichloroethane	1.9	U	1.9	0.22	ug/Kg	☼	12/02/11 23:03	12/09/11 17:07	1
1,1,2-Trichloroethane	1.9	U	1.9	0.15	ug/Kg	☼	12/02/11 23:03	12/09/11 17:07	1
Cyclohexane	3.9	U	3.9	0.13	ug/Kg	☼	12/02/11 23:03	12/09/11 17:07	1
1,2-Dibromo-3-Chloropropane	3.9	U	3.9	0.50	ug/Kg	☼	12/02/11 23:03	12/09/11 17:07	1
Ethylene Dibromide	1.9	U	1.9	0.19	ug/Kg	☼	12/02/11 23:03	12/09/11 17:07	1
Dichlorodifluoromethane	1.9	U	1.9	0.19	ug/Kg	☼	12/02/11 23:03	12/09/11 17:07	1
cis-1,2-Dichloroethene	**0.21**	**J**	1.9	0.14	ug/Kg	☼	12/02/11 23:03	12/09/11 17:07	1
trans-1,2-Dichloroethene	1.9	U	1.9	0.16	ug/Kg	☼	12/02/11 23:03	12/09/11 17:07	1
Isopropylbenzene	1.9	U	1.9	0.062	ug/Kg	☼	12/02/11 23:03	12/09/11 17:07	1
Methyl acetate	3.9	U	3.9	0.54	ug/Kg	☼	12/02/11 23:03	12/09/11 17:07	1
Methyl tert-butyl ether	7.8	U	7.8	0.17	ug/Kg	☼	12/02/11 23:03	12/09/11 17:07	1
1,1,2-Trichloro-1,2,2-trifluoroethane	1.9	U	1.9	0.50	ug/Kg	☼	12/02/11 23:03	12/09/11 17:07	1
1,2,4-Trichlorobenzene	1.9	U	1.9	0.10	ug/Kg	☼	12/02/11 23:03	12/09/11 17:07	1
1,2-Dichlorobenzene	1.9	U	1.9	0.14	ug/Kg	☼	12/02/11 23:03	12/09/11 17:07	1
1,3-Dichlorobenzene	1.9	U	1.9	0.14	ug/Kg	☼	12/02/11 23:03	12/09/11 17:07	1
1,4-Dichlorobenzene	1.9	U	1.9	0.26	ug/Kg	☼	12/02/11 23:03	12/09/11 17:07	1
Trichlorofluoromethane	1.9	U	1.9	0.13	ug/Kg	☼	12/02/11 23:03	12/09/11 17:07	1
Chlorodibromomethane	1.9	U	1.9	0.21	ug/Kg	☼	12/02/11 23:03	12/09/11 17:07	1
Methylcyclohexane	3.9	U	3.9	0.12	ug/Kg	☼	12/02/11 23:03	12/09/11 17:07	1

Client Sample ID: S-017324-12011-TP-192
Date Collected: 12/01/11 16:55
Date Received: 12/02/11 09:15

Lab Sample ID: 240-6462-31
Matrix: Solid
Percent Solids: 89.0

Surrogate	%Recovery	Qualifier	Limits	Prepared	Analyzed	Dil Fac
1,2-Dichloroethane-d4 (Surr)	*106*		*58 - 123*	*12/02/11 23:03*	*12/09/11 17:07*	*1*
4-Bromofluorobenzene (Surr)	*106*		*52 - 136*	*12/02/11 23:03*	*12/09/11 17:07*	*1*
Toluene-d8 (Surr)	*103*		*67 - 125*	*12/02/11 23:03*	*12/09/11 17:07*	*1*
Dibromofluoromethane (Surr)	*96*		*37 - 132*	*12/02/11 23:03*	*12/09/11 17:07*	*1*

Method: 8270C - Semivolatile Organic Compounds (GC/MS)

Analyte	Result	Qualifier	RL	MDL	Unit	D	Prepared	Analyzed	Dil Fac
1,1'-Biphenyl	56	U	56	30	ug/Kg	☼	12/06/11 08:41	12/08/11 23:59	1
2,2'-oxybis[1-chloropropane]	110	U	110	11	ug/Kg	☼	12/06/11 08:41	12/08/11 23:59	1
2,4,5-Trichlorophenol	170	U	170	28	ug/Kg	☼	12/06/11 08:41	12/08/11 23:59	1
2,4,6-Trichlorophenol	170	U	170	90	ug/Kg	☼	12/06/11 08:41	12/08/11 23:59	1
2,4-Dichlorophenol	170	U	170	23	ug/Kg	☼	12/06/11 08:41	12/08/11 23:59	1
2,4-Dimethylphenol	170	U	170	23	ug/Kg	☼	12/06/11 08:41	12/08/11 23:59	1
2,4-Dinitrophenol	370	U	370	90	ug/Kg	☼	12/06/11 08:41	12/08/11 23:59	1
2,4-Dinitrotoluene	230	U	230	30	ug/Kg	☼	12/06/11 08:41	12/08/11 23:59	1
2,6-Dinitrotoluene	230	U	230	24	ug/Kg	☼	12/06/11 08:41	12/08/11 23:59	1
2-Chloronaphthalene	56	U	56	3.7	ug/Kg	☼	12/06/11 08:41	12/08/11 23:59	1
2-Chlorophenol	56	U	56	30	ug/Kg	☼	12/06/11 08:41	12/08/11 23:59	1
2-Methylnaphthalene	**4.2**	**J**	7.5	3.7	ug/Kg	☼	12/06/11 08:41	12/08/11 23:59	1
2-Methylphenol	230	U	230	90	ug/Kg	☼	12/06/11 08:41	12/08/11 23:59	1
2-Nitroaniline	230	U	230	10	ug/Kg	☼	12/06/11 08:41	12/08/11 23:59	1
2-Nitrophenol	56	U	56	30	ug/Kg	☼	12/06/11 08:41	12/08/11 23:59	1
3,3'-Dichlorobenzidine	110	U *	110	20	ug/Kg	☼	12/06/11 08:41	12/08/11 23:59	1
3-Nitroaniline	230	U	230	18	ug/Kg	☼	12/06/11 08:41	12/08/11 23:59	1
4,6-Dinitro-2-methylphenol	170	U	170	90	ug/Kg	☼	12/06/11 08:41	12/08/11 23:59	1
4-Bromophenyl phenyl ether	56	U	56	15	ug/Kg	☼	12/06/11 08:41	12/08/11 23:59	1
4-Chloro-3-methylphenol	170	U	170	24	ug/Kg	☼	12/06/11 08:41	12/08/11 23:59	1
4-Chloroaniline	170	U	170	19	ug/Kg	☼	12/06/11 08:41	12/08/11 23:59	1
4-Chlorophenyl phenyl ether	56	U	56	15	ug/Kg	☼	12/06/11 08:41	12/08/11 23:59	1
4-Nitroaniline	230	U	230	29	ug/Kg	☼	12/06/11 08:41	12/08/11 23:59	1
4-Nitrophenol	370	U	370	90	ug/Kg	☼	12/06/11 08:41	12/08/11 23:59	1
Acenaphthene	**20**		7.5	3.7	ug/Kg	☼	12/06/11 08:41	12/08/11 23:59	1
Acenaphthylene	7.5	U	7.5	3.7	ug/Kg	☼	12/06/11 08:41	12/08/11 23:59	1
Acetophenone	110	U	110	10	ug/Kg	☼	12/06/11 08:41	12/08/11 23:59	1
Anthracene	**12**		7.5	3.7	ug/Kg	☼	12/06/11 08:41	12/08/11 23:59	1
Atrazine	230	U	230	10	ug/Kg	☼	12/06/11 08:41	12/08/11 23:59	1
Benzaldehyde	110	U	110	14	ug/Kg	☼	12/06/11 08:41	12/08/11 23:59	1
Benzo[a]anthracene	**15**		7.5	3.7	ug/Kg	☼	12/06/11 08:41	12/08/11 23:59	1
Benzo[a]pyrene	**8.1**		7.5	3.7	ug/Kg	☼	12/06/11 08:41	12/08/11 23:59	1
Benzo[b]fluoranthene	**12**		7.5	3.7	ug/Kg	☼	12/06/11 08:41	12/08/11 23:59	1
Benzo[g,h,i]perylene	7.5	U	7.5	3.7	ug/Kg	☼	12/06/11 08:41	12/08/11 23:59	1
Benzo[k]fluoranthene	**5.7**	**J**	7.5	3.7	ug/Kg	☼	12/06/11 08:41	12/08/11 23:59	1
Bis(2-chloroethoxy)methane	110	U	110	25	ug/Kg	☼	12/06/11 08:41	12/08/11 23:59	1
Bis(2-chloroethyl)ether	110	U	110	2.3	ug/Kg	☼	12/06/11 08:41	12/08/11 23:59	1
Bis(2-ethylhexyl) phthalate	56	U	56	21	ug/Kg	☼	12/06/11 08:41	12/08/11 23:59	1
Butyl benzyl phthalate	56	U	56	11	ug/Kg	☼	12/06/11 08:41	12/08/11 23:59	1
Caprolactam	370	U	370	42	ug/Kg	☼	12/06/11 08:41	12/08/11 23:59	1
Carbazole	56	U	56	30	ug/Kg	☼	12/06/11 08:41	12/08/11 23:59	1
Chrysene	**14**		7.5	1.2	ug/Kg	☼	12/06/11 08:41	12/08/11 23:59	1
Dibenz(a,h)anthracene	7.5	U	7.5	3.7	ug/Kg	☼	12/06/11 08:41	12/08/11 23:59	1
Dibenzofuran	**16**	**J**	56	3.7	ug/Kg	☼	12/06/11 08:41	12/08/11 23:59	1

Client Sample ID: S-017324-12011-TP-192
Date Collected: 12/01/11 16:55
Date Received: 12/02/11 09:15

Lab Sample ID: 240-6462-31
Matrix: Solid
Percent Solids: 89.0

Method: 8270C - Semivolatile Organic Compounds (GC/MS) (Continued)

Analyte	Result	Qualifier	RL	MDL	Unit	D	Prepared	Analyzed	Dil Fac
Diethyl phthalate	56	U	56	18	ug/Kg	☼	12/06/11 08:41	12/08/11 23:59	1
Dimethyl phthalate	56	U	56	19	ug/Kg	☼	12/06/11 08:41	12/08/11 23:59	1
Di-n-butyl phthalate	56	U	56	17	ug/Kg	☼	12/06/11 08:41	12/08/11 23:59	1
Di-n-octyl phthalate	56	U	56	30	ug/Kg	☼	12/06/11 08:41	12/08/11 23:59	1
Fluoranthene	**47**		7.5	3.7	ug/Kg	☼	12/06/11 08:41	12/08/11 23:59	1
Fluorene	**23**		7.5	3.7	ug/Kg	☼	12/06/11 08:41	12/08/11 23:59	1
Hexachlorobenzene	7.5	U	7.5	2.4	ug/Kg	☼	12/06/11 08:41	12/08/11 23:59	1
Hexachlorobutadiene	56	U	56	30	ug/Kg	☼	12/06/11 08:41	12/08/11 23:59	1
Hexachlorocyclopentadiene	370	U	370	30	ug/Kg	☼	12/06/11 08:41	12/08/11 23:59	1
Hexachloroethane	56	U	56	10	ug/Kg	☼	12/06/11 08:41	12/08/11 23:59	1
Indeno[1,2,3-cd]pyrene	7.5	U	7.5	3.7	ug/Kg	☼	12/06/11 08:41	12/08/11 23:59	1
Isophorone	56	U	56	15	ug/Kg	☼	12/06/11 08:41	12/08/11 23:59	1
Naphthalene	**16**		7.5	3.7	ug/Kg	☼	12/06/11 08:41	12/08/11 23:59	1
Nitrobenzene	110	U	110	2.5	ug/Kg	☼	12/06/11 08:41	12/08/11 23:59	1
N-Nitrosodi-n-propylamine	56	U	56	30	ug/Kg	☼	12/06/11 08:41	12/08/11 23:59	1
N-Nitrosodiphenylamine	56	U	56	24	ug/Kg	☼	12/06/11 08:41	12/08/11 23:59	1
Pentachlorophenol	170	U	170	90	ug/Kg	☼	12/06/11 08:41	12/08/11 23:59	1
Phenol	56	U	56	30	ug/Kg	☼	12/06/11 08:41	12/08/11 23:59	1
Phenanthrene	**71**		7.5	3.7	ug/Kg	☼	12/06/11 08:41	12/08/11 23:59	1
Pyrene	**33**		7.5	3.7	ug/Kg	☼	12/06/11 08:41	12/08/11 23:59	1
3 & 4 Methylphenol	450	U	450	23	ug/Kg	☼	12/06/11 08:41	12/08/11 23:59	1

Surrogate	*%Recovery*	*Qualifier*	*Limits*	*Prepared*	*Analyzed*	*Dil Fac*
2-Fluorobiphenyl (Surr)	*53*		*34 - 110*	*12/06/11 08:41*	*12/08/11 23:59*	*1*
2-Fluorophenol (Surr)	*57*		*26 - 110*	*12/06/11 08:41*	*12/08/11 23:59*	*1*
2,4,6-Tribromophenol (Surr)	*36*		*10 - 118*	*12/06/11 08:41*	*12/08/11 23:59*	*1*
Nitrobenzene-d5 (Surr)	*53*		*24 - 112*	*12/06/11 08:41*	*12/08/11 23:59*	*1*
Phenol-d5 (Surr)	*59*		*28 - 110*	*12/06/11 08:41*	*12/08/11 23:59*	*1*
Terphenyl-d14 (Surr)	*79*		*41 - 119*	*12/06/11 08:41*	*12/08/11 23:59*	*1*

Method: 8082 - Polychlorinated Biphenyls (PCBs) by Gas Chromatography

Analyte	Result	Qualifier	RL	MDL	Unit	D	Prepared	Analyzed	Dil Fac
Aroclor-1016	37	U	37	24	ug/Kg	☼	12/08/11 08:35	12/12/11 12:01	1
Aroclor-1221	37	U	37	18	ug/Kg	☼	12/08/11 08:35	12/12/11 12:01	1
Aroclor-1232	37	U	37	16	ug/Kg	☼	12/08/11 08:35	12/12/11 12:01	1
Aroclor-1242	37	U	37	15	ug/Kg	☼	12/08/11 08:35	12/12/11 12:01	1
Aroclor-1248	37	U	37	19	ug/Kg	☼	12/08/11 08:35	12/12/11 12:01	1
Aroclor-1254	37	U	37	19	ug/Kg	☼	12/08/11 08:35	12/12/11 12:01	1
Aroclor-1260	37	U	37	19	ug/Kg	☼	12/08/11 08:35	12/12/11 12:01	1

Surrogate	*%Recovery*	*Qualifier*	*Limits*	*Prepared*	*Analyzed*	*Dil Fac*
Tetrachloro-m-xylene	*82*		*29 - 151*	*12/08/11 08:35*	*12/12/11 12:01*	*1*
DCB Decachlorobiphenyl	*61*		*14 - 163*	*12/08/11 08:35*	*12/12/11 12:01*	*1*

Method: 6010B - Metals (ICP)

Analyte	Result	Qualifier	RL	MDL	Unit	D	Prepared	Analyzed	Dil Fac
Aluminum	**4200**		15	7.2	mg/Kg	☼	12/06/11 10:25	12/09/11 16:58	1
Antimony	**0.37**	**J**	0.75	0.29	mg/Kg	☼	12/06/11 10:25	12/08/11 19:21	1
Barium	**31**	**B**	15	0.054	mg/Kg	☼	12/06/11 10:25	12/08/11 19:21	1
Beryllium	**0.16**	**J**	0.38	0.032	mg/Kg	☼	12/06/11 10:25	12/08/11 19:21	1
Calcium	**130000**	**B**	1900	60	mg/Kg	☼	12/06/11 10:25	12/22/11 11:05	5

Client: Conestoga-Rovers & Associates, Inc.
Project/Site: 17324-T07, RACER Former MTM

TestAmerica Job ID: 240-6462-1

Client Sample ID: S-017324-12011-TP-192
Date Collected: 12/01/11 16:55
Date Received: 12/02/11 09:15

Lab Sample ID: 240-6462-31
Matrix: Solid
Percent Solids: 89.0

Method: 6010B - Metals (ICP) (Continued)

Analyte	Result	Qualifier	RL	MDL	Unit	D	Prepared	Analyzed	Dil Fac
Cadmium	0.20		0.15	0.027	mg/Kg	☼	12/06/11 10:25	12/08/11 19:21	1
Cobalt	4.0		3.8	0.12	mg/Kg	☼	12/06/11 10:25	12/08/11 19:21	1
Chromium	9.9		0.38	0.15	mg/Kg	☼	12/06/11 10:25	12/08/11 19:21	1
Copper	9.9		1.9	0.56	mg/Kg	☼	12/06/11 10:25	12/08/11 19:21	1
Iron	9100		7.5	3.7	mg/Kg	☼	12/06/11 10:25	12/08/11 19:21	1
Potassium	830	B	380	4.7	mg/Kg	☼	12/06/11 10:25	12/08/11 19:21	1
Magnesium	66000	B	1900	19	mg/Kg	☼	12/06/11 10:25	12/22/11 11:05	5
Manganese	220	B	1.1	0.056	mg/Kg	☼	12/06/11 10:25	12/08/11 19:21	1
Silver	0.38	U	0.38	0.075	mg/Kg	☼	12/06/11 10:25	12/08/11 19:21	1
Sodium	240	J	380	50	mg/Kg	☼	12/06/11 10:25	12/08/11 19:21	1
Nickel	12		3.0	0.20	mg/Kg	☼	12/06/11 10:25	12/08/11 19:21	1
Vanadium	11	B	3.8	0.090	mg/Kg	☼	12/06/11 10:25	12/08/11 19:21	1
Zinc	31		1.5	0.75	mg/Kg	☼	12/06/11 10:25	12/08/11 19:21	1
Arsenic	4.1		0.75	0.23	mg/Kg	☼	12/06/11 10:25	12/08/11 19:21	1
Lead	4.8		0.23	0.14	mg/Kg	☼	12/06/11 10:25	12/08/11 19:21	1
Selenium	0.38	U	0.38	0.34	mg/Kg	☼	12/06/11 10:25	12/08/11 19:21	1
Thallium	0.96		0.75	0.41	mg/Kg	☼	12/06/11 10:25	12/08/11 19:21	1

Method: 7471A - Mercury (CVAA)

Analyte	Result	Qualifier	RL	MDL	Unit	D	Prepared	Analyzed	Dil Fac
Mercury	0.086	U	0.086	0.013	mg/Kg	☼	12/06/11 14:00	12/06/11 16:52	1

Surrogate Summary

Client: Conestoga-Rovers & Associates, Inc.
Project/Site: 17324-T07, RACER Former MTM

TestAmerica Job ID: 240-6462-1

Method: 8260B - Volatile Organic Compounds (GC/MS)

Matrix: Solid **Prep Type: Total/NA**

		Percent Surrogate Recovery (Acceptance Limits)			
		12DCE	BFB	TOL	DBFM
Lab Sample ID	Client Sample ID	(58-123)	(52-136)	(67-125)	(37-132)
240-6462-16	S-017324-12011-TP-177	104	109	109	102
240-6462-17	S-017324-12011-TP-178	102	106	105	94
240-6462-25	S-017324-12011-TP-186	104	124	117	90
240-6462-28	S-017324-12011-TP-189	91	95	101	90
240-6462-29	S-017324-12011-TP-190	106	104	107	95
240-6462-30	S-017324-12011-TP-191	106	112	105	95
240-6462-31	S-017324-12011-TP-192	106	106	103	96
LCS 240-26190/5	Lab Control Sample	100	104	103	104
LCS 240-26540/5	Lab Control Sample	88	94	100	97
MB 240-26190/6	Method Blank	106	96	101	105
MB 240-26540/6	Method Blank	88	94	104	96

Surrogate Legend

12DCE = 1,2-Dichloroethane-d4 (Surr)
BFB = 4-Bromofluorobenzene (Surr)
TOL = Toluene-d8 (Surr)
DBFM = Dibromofluoromethane (Surr)

Method: 8260B - Volatile Organic Compounds (GC/MS)

Matrix: Solid **Prep Type: Total/NA**

		Percent Surrogate Recovery (Acceptance Limits)			
		12DCE	BFB	TOL	DBFM
Lab Sample ID	Client Sample ID	(39-128)	(26-141)	(33-134)	(30-122)
240-6462-24	S-017324-12011-TP-185	66	56	58	63
LCS 240-25704/2-A	Lab Control Sample	88	79	79	89
MB 240-25704/1-A	Method Blank	90	79	82	87

Surrogate Legend

12DCE = 1,2-Dichloroethane-d4 (Surr)
BFB = 4-Bromofluorobenzene (Surr)
TOL = Toluene-d8 (Surr)
DBFM = Dibromofluoromethane (Surr)

Method: 8270C - Semivolatile Organic Compounds (GC/MS)

Matrix: Solid **Prep Type: Total/NA**

		Percent Surrogate Recovery (Acceptance Limits)					
		FBP	2FP	TBP	NBZ	PHL	TPH
Lab Sample ID	Client Sample ID	(34-110)	(26-110)	(10-118)	(24-112)	(28-110)	(41-119)
240-6462-1	S-017324-12011-TP-162	60	69	19	61	63	75
240-6462-2	S-017324-12011-TP-163	66	67	19	45	55	83
240-6462-2 MS	S-017324-12011-TP-163	69	69	33	59	68	86
240-6462-2 MSD	S-017324-12011-TP-163	74	77	32	68	72	87
240-6462-5	S-017324-12011-TP-166	59	59	14	44	46	74
240-6462-6	S-017324-12011-TP-167	53	0 X	0 X	0 X	0 X	66
240-6462-7	S-017324-12011-TP-168	59	70	31	62	61	78
240-6462-8	S-017324-12011-TP-169	57	62	17	49	50	69
240-6462-10	S-017324-12011-TP-171	61	69	45	66	64	77
240-6462-11	S-017324-12011-TP-172	51	63	41	55	55	72
240-6462-13	S-017324-12011-TP-174	50	60	23	53	52	73

Method: 8270C - Semivolatile Organic Compounds (GC/MS) (Continued)

Matrix: Solid **Prep Type: Total/NA**

		Percent Surrogate Recovery (Acceptance Limits)					
		FBP	2FP	TBP	NBZ	PHL	TPH
Lab Sample ID	Client Sample ID	(34-110)	(26-110)	(10-118)	(24-112)	(28-110)	(41-119)
240-6462-14	S-017324-12011-TP-175	52	57	26	53	61	73
240-6462-16	S-017324-12011-TP-177	55	59	26	51	58	73
240-6462-17	S-017324-12011-TP-178	47	51	43	49	53	67
240-6462-24	S-017324-12011-TP-185	47	49	36	39	44	69
240-6462-25	S-017324-12011-TP-186	53	50	24	50	55	68
240-6462-28	S-017324-12011-TP-189	46	54	43	47	44	63
240-6462-29	S-017324-12011-TP-190	47	55	37	50	51	73
240-6462-30	S-017324-12011-TP-191	51	61	44	48	51	66
240-6462-31	S-017324-12011-TP-192	53	57	36	53	59	79
LCS 240-25631/24-A	Lab Control Sample	54	55	66	54	56	88
LCS 240-25643/22-A	Lab Control Sample	70	81	71	76	78	81
MB 240-25631/23-A	Method Blank	47	50	45	49	53	86
MB 240-25643/21-A	Method Blank	57	68	45	65	64	79

Surrogate Legend

FBP = 2-Fluorobiphenyl (Surr)
2FP = 2-Fluorophenol (Surr)
TBP = 2,4,6-Tribromophenol (Surr)
NBZ = Nitrobenzene-d5 (Surr)
PHL = Phenol-d5 (Surr)
TPH = Terphenyl-d14 (Surr)

Method: 8015B - Gasoline Range Organics - (GC)

Matrix: Solid **Prep Type: Total/NA**

		Percent Surrogate Recovery (Acceptance Limits)
		TFT2
Lab Sample ID	Client Sample ID	(10-150)
240-6462-1	S-017324-12011-TP-162	92
240-6462-2	S-017324-12011-TP-163	99
240-6462-2 MS	S-017324-12011-TP-163	102
240-6462-2 MSD	S-017324-12011-TP-163	101
240-6462-5	S-017324-12011-TP-166	88
240-6462-6	S-017324-12011-TP-167	93
240-6462-7	S-017324-12011-TP-168	88
240-6462-8	S-017324-12011-TP-169	124
240-6462-10	S-017324-12011-TP-171	89
240-6462-11	S-017324-12011-TP-172	93
240-6462-13	S-017324-12011-TP-174	85
240-6462-14	S-017324-12011-TP-175	86
LCS 240-25517/2-A	Lab Control Sample	124
LCS 240-26596/7	Lab Control Sample	102
MB 240-25517/1-A	Method Blank	106
MB 240-26596/6	Method Blank	99

Surrogate Legend

TFT = Trifluorotoluene (Surr)

Method: 8015B - Diesel Range Organics (DRO) (GC)

Matrix: Solid **Prep Type: Total/NA**

		Percent Surrogate Recovery (Acceptance Limits)							
		C91							
Lab Sample ID	Client Sample ID	(10-110)							
240-6462-1	S-017324-12011-TP-162	45							
240-6462-2	S-017324-12011-TP-163	39							
240-6462-2 MS	S-017324-12011-TP-163	44							
240-6462-2 MSD	S-017324-12011-TP-163	37							
240-6462-5	S-017324-12011-TP-166	40							
240-6462-6	S-017324-12011-TP-167	42							
240-6462-7	S-017324-12011-TP-168	49							
240-6462-8	S-017324-12011-TP-169	44							
240-6462-10	S-017324-12011-TP-171	43							
240-6462-11	S-017324-12011-TP-172	46							
240-6462-13	S-017324-12011-TP-174	42							
240-6462-14	S-017324-12011-TP-175	35							
LCS 240-25622/14-A	Lab Control Sample	41							
MB 240-25622/13-A	Method Blank	46							

Surrogate Legend

C9 = n-Nonane

Method: 8082 - Polychlorinated Biphenyls (PCBs) by Gas Chromatography

Matrix: Solid **Prep Type: Total/NA**

		Percent Surrogate Recovery (Acceptance Limits)							
		TCX2	DCB2						
Lab Sample ID	Client Sample ID	(29-151)	(14-163)						
240-6462-16	S-017324-12011-TP-177	63	52						
240-6462-17	S-017324-12011-TP-178	72	59						
240-6462-18	S-017324-12011-TP-179	78	75						
240-6462-19	S-017324-12011-TP-180	64	71						
240-6462-20	S-017324-12011-TP-181	75	73						
LCS 240-25813/23-A	Lab Control Sample	74	78						
MB 240-25813/24-A	Method Blank	76	80						

Surrogate Legend

TCX = Tetrachloro-m-xylene

DCB = DCB Decachlorobiphenyl

Method: 8082 - Polychlorinated Biphenyls (PCBs) by Gas Chromatography

Matrix: Solid **Prep Type: Total/NA**

		Percent Surrogate Recovery (Acceptance Limits)							
		TCX1	DCB1						
Lab Sample ID	Client Sample ID	(29-151)	(14-163)						
240-6462-21	S-017324-12011-TP-182	66	78						
240-6462-22	S-017324-12011-TP-183	94	77						
240-6462-23	S-017324-12011-TP-184	73	65						
240-6462-24	S-017324-12011-TP-185	62	96						
240-6462-25	S-017324-12011-TP-186	50	55						
240-6462-26	S-017324-12011-TP-187	97	70						
240-6462-27	S-017324-12011-TP-188	57	60						
240-6462-28	S-017324-12011-TP-189	77	61						
240-6462-29	S-017324-12011-TP-190	71	66						

Surrogate Summary

Client: Conestoga-Rovers & Associates, Inc.
Project/Site: 17324-T07, RACER Former MTM

TestAmerica Job ID: 240-6462-1

Method: 8082 - Polychlorinated Biphenyls (PCBs) by Gas Chromatography (Continued)

Matrix: Solid **Prep Type: Total/NA**

		Percent Surrogate Recovery (Acceptance Limits)									
		TCX1	DCB1								
Lab Sample ID	Client Sample ID	(29-151)	(14-163)								
240-6462-30	S-017324-12011-TP-191	160 X	177 X								
240-6462-31	S-017324-12011-TP-192	82	61								
LCS 240-26007/23-A	Lab Control Sample	98	74								
MB 240-26007/22-A	Method Blank	92	70								

Surrogate Legend

TCX = Tetrachloro-m-xylene

DCB = DCB Decachlorobiphenyl

Client: Conestoga-Rovers & Associates, Inc.
Project/Site: 17324-T07, RACER Former MTM

TestAmerica Job ID: 240-6462-1

Method: 8260B - Volatile Organic Compounds (GC/MS)

Lab Sample ID: MB 240-25704/1-A
Matrix: Solid
Analysis Batch: 26427

Client Sample ID: Method Blank
Prep Type: Total/NA
Prep Batch: 25704

Analyte	MB Result	MB Qualifier	RL	MDL	Unit	D	Prepared	Analyzed	Dil Fac
Acetone	263	J	1000	170	ug/Kg		12/06/11 11:26	12/12/11 12:38	1
Benzene	250	U	250	12	ug/Kg		12/06/11 11:26	12/12/11 12:38	1
Dichlorobromomethane	250	U	250	9.9	ug/Kg		12/06/11 11:26	12/12/11 12:38	1
Bromoform	250	U	250	19	ug/Kg		12/06/11 11:26	12/12/11 12:38	1
Bromomethane	250	U	250	29	ug/Kg		12/06/11 11:26	12/12/11 12:38	1
2-Butanone (MEK)	1000	U	1000	43	ug/Kg		12/06/11 11:26	12/12/11 12:38	1
Carbon disulfide	42.7	J	250	12	ug/Kg		12/06/11 11:26	12/12/11 12:38	1
Carbon tetrachloride	250	U	250	6.4	ug/Kg		12/06/11 11:26	12/12/11 12:38	1
Chlorobenzene	250	U	250	6.4	ug/Kg		12/06/11 11:26	12/12/11 12:38	1
Chloroethane	250	U	250	61	ug/Kg		12/06/11 11:26	12/12/11 12:38	1
Chloroform	250	U	250	8.8	ug/Kg		12/06/11 11:26	12/12/11 12:38	1
Chloromethane	250	U	250	14	ug/Kg		12/06/11 11:26	12/12/11 12:38	1
1,1-Dichloroethane	250	U	250	17	ug/Kg		12/06/11 11:26	12/12/11 12:38	1
1,2-Dichloroethane	250	U	250	10	ug/Kg		12/06/11 11:26	12/12/11 12:38	1
1,1-Dichloroethene	250	U	250	18	ug/Kg		12/06/11 11:26	12/12/11 12:38	1
1,2-Dichloropropane	250	U	250	8.2	ug/Kg		12/06/11 11:26	12/12/11 12:38	1
cis-1,3-Dichloropropene	250	U	250	7.9	ug/Kg		12/06/11 11:26	12/12/11 12:38	1
trans-1,3-Dichloropropene	250	U	250	20	ug/Kg		12/06/11 11:26	12/12/11 12:38	1
Ethylbenzene	250	U	250	5.4	ug/Kg		12/06/11 11:26	12/12/11 12:38	1
2-Hexanone	1000	U	1000	20	ug/Kg		12/06/11 11:26	12/12/11 12:38	1
Methylene Chloride	255		250	77	ug/Kg		12/06/11 11:26	12/12/11 12:38	1
4-Methyl-2-pentanone (MIBK)	1000	U	1000	48	ug/Kg		12/06/11 11:26	12/12/11 12:38	1
Styrene	250	U	250	5.6	ug/Kg		12/06/11 11:26	12/12/11 12:38	1
1,1,2,2-Tetrachloroethane	250	U	250	8.9	ug/Kg		12/06/11 11:26	12/12/11 12:38	1
Tetrachloroethene	250	U	250	12	ug/Kg		12/06/11 11:26	12/12/11 12:38	1
Toluene	250	U	250	17	ug/Kg		12/06/11 11:26	12/12/11 12:38	1
Trichloroethene	250	U	250	9.7	ug/Kg		12/06/11 11:26	12/12/11 12:38	1
Vinyl chloride	250	U	250	18	ug/Kg		12/06/11 11:26	12/12/11 12:38	1
Xylenes, Total	11.8	J	500	8.1	ug/Kg		12/06/11 11:26	12/12/11 12:38	1
1,1,1-Trichloroethane	250	U	250	21	ug/Kg		12/06/11 11:26	12/12/11 12:38	1
1,1,2-Trichloroethane	250	U	250	12	ug/Kg		12/06/11 11:26	12/12/11 12:38	1
Cyclohexane	500	U	500	40	ug/Kg		12/06/11 11:26	12/12/11 12:38	1
1,2-Dibromo-3-Chloropropane	500	U	500	50	ug/Kg		12/06/11 11:26	12/12/11 12:38	1
Ethylene Dibromide	250	U	250	10	ug/Kg		12/06/11 11:26	12/12/11 12:38	1
Dichlorodifluoromethane	250	U	250	16	ug/Kg		12/06/11 11:26	12/12/11 12:38	1
cis-1,2-Dichloroethene	250	U	250	6.9	ug/Kg		12/06/11 11:26	12/12/11 12:38	1
trans-1,2-Dichloroethene	250	U	250	9.2	ug/Kg		12/06/11 11:26	12/12/11 12:38	1
Isopropylbenzene	250	U	250	6.5	ug/Kg		12/06/11 11:26	12/12/11 12:38	1
Methyl acetate	500	U	500	25	ug/Kg		12/06/11 11:26	12/12/11 12:38	1
Methyl tert-butyl ether	1000	U	1000	7.1	ug/Kg		12/06/11 11:26	12/12/11 12:38	1
1,1,2-Trichloro-1,2,2-trifluoroethane	250	U	250	39	ug/Kg		12/06/11 11:26	12/12/11 12:38	1
1,2,4-Trichlorobenzene	9.63	J	250	7.3	ug/Kg		12/06/11 11:26	12/12/11 12:38	1
1,2-Dichlorobenzene	250	U	250	8.6	ug/Kg		12/06/11 11:26	12/12/11 12:38	1
1,3-Dichlorobenzene	250	U	250	4.8	ug/Kg		12/06/11 11:26	12/12/11 12:38	1
1,4-Dichlorobenzene	250	U	250	8.0	ug/Kg		12/06/11 11:26	12/12/11 12:38	1
Trichlorofluoromethane	250	U	250	16	ug/Kg		12/06/11 11:26	12/12/11 12:38	1
Chlorodibromomethane	250	U	250	12	ug/Kg		12/06/11 11:26	12/12/11 12:38	1
Methylcyclohexane	500	U	500	12	ug/Kg		12/06/11 11:26	12/12/11 12:38	1

Method: 8260B - Volatile Organic Compounds (GC/MS) (Continued)

Lab Sample ID: MB 240-25704/1-A
Matrix: Solid
Analysis Batch: 26427

Client Sample ID: Method Blank
Prep Type: Total/NA
Prep Batch: 25704

Surrogate	MB %Recovery	MB Qualifier	Limits	Prepared	Analyzed	Dil Fac
1,2-Dichloroethane-d4 (Surr)	90		39 - 128	12/06/11 11:26	12/12/11 12:38	1
4-Bromofluorobenzene (Surr)	79		26 - 141	12/06/11 11:26	12/12/11 12:38	1
Toluene-d8 (Surr)	82		33 - 134	12/06/11 11:26	12/12/11 12:38	1
Dibromofluoromethane (Surr)	87		30 - 122	12/06/11 11:26	12/12/11 12:38	1

Lab Sample ID: LCS 240-25704/2-A
Matrix: Solid
Analysis Batch: 26427

Client Sample ID: Lab Control Sample
Prep Type: Total/NA
Prep Batch: 25704

Analyte	Spike Added	LCS Result	LCS Qualifier	Unit	D	%Rec	%Rec. Limits
Acetone	1000	1120		ug/Kg		112	16 - 156
Benzene	500	495		ug/Kg		99	70 - 117
Dichlorobromomethane	500	428		ug/Kg		86	28 - 123
Bromoform	500	455		ug/Kg		91	10 - 117
Bromomethane	500	474		ug/Kg		95	10 - 114
2-Butanone (MEK)	1000	860	J	ug/Kg		86	10 - 199
Carbon disulfide	500	368		ug/Kg		74	10 - 132
Carbon tetrachloride	500	530		ug/Kg		106	29 - 118
Chlorobenzene	500	470		ug/Kg		94	71 - 116
Chloroethane	500	438		ug/Kg		88	10 - 120
Chloroform	500	550		ug/Kg		110	63 - 116
Chloromethane	500	396		ug/Kg		79	25 - 110
1,1-Dichloroethane	500	545		ug/Kg		109	63 - 117
1,2-Dichloroethane	500	480		ug/Kg		96	68 - 119
1,1-Dichloroethene	500	590		ug/Kg		118	44 - 143
1,2-Dichloropropane	500	476		ug/Kg		95	73 - 113
cis-1,3-Dichloropropene	500	392		ug/Kg		78	25 - 120
trans-1,3-Dichloropropene	500	375		ug/Kg		75	22 - 122
Ethylbenzene	500	486		ug/Kg		97	66 - 119
2-Hexanone	1000	900	J	ug/Kg		90	43 - 130
Methylene Chloride	500	775		ug/Kg		155	27 - 172
4-Methyl-2-pentanone (MIBK)	1000	915	J	ug/Kg		92	49 - 121
Styrene	500	466		ug/Kg		93	60 - 120
1,1,2,2-Tetrachloroethane	500	477		ug/Kg		95	54 - 121
Tetrachloroethene	500	488		ug/Kg		98	58 - 131
Toluene	500	476		ug/Kg		95	66 - 123
Trichloroethene	500	475		ug/Kg		95	59 - 124
Vinyl chloride	500	407		ug/Kg		81	33 - 110
Xylenes, Total	1500	1440		ug/Kg		96	68 - 119
1,1,1-Trichloroethane	500	545		ug/Kg		109	38 - 122
1,1,2-Trichloroethane	500	486		ug/Kg		97	74 - 114
Cyclohexane	500	525		ug/Kg		105	40 - 120
1,2-Dibromo-3-Chloropropane	500	432	J	ug/Kg		86	10 - 129
Ethylene Dibromide	500	472		ug/Kg		94	47 - 123
Dichlorodifluoromethane	500	260		ug/Kg		52	10 - 110
cis-1,2-Dichloroethene	500	575		ug/Kg		115	60 - 125
trans-1,2-Dichloroethene	500	570		ug/Kg		114	58 - 121
Isopropylbenzene	500	505		ug/Kg		101	61 - 123
Methyl acetate	500	555		ug/Kg		111	44 - 173

Method: 8260B - Volatile Organic Compounds (GC/MS) (Continued)

Lab Sample ID: LCS 240-25704/2-A
Matrix: Solid
Analysis Batch: 26427

Client Sample ID: Lab Control Sample
Prep Type: Total/NA
Prep Batch: 25704

Analyte	Spike Added	LCS Result	LCS Qualifier	Unit	D	%Rec	%Rec. Limits
Methyl tert-butyl ether	500	580	J	ug/Kg		116	34 - 157
1,1,2-Trichloro-1,2,2-trifluoroethane	500	760	*	ug/Kg		152	48 - 151
1,2,4-Trichlorobenzene	500	510		ug/Kg		102	41 - 135
1,2-Dichlorobenzene	500	488		ug/Kg		98	68 - 118
1,3-Dichlorobenzene	500	457		ug/Kg		91	66 - 121
1,4-Dichlorobenzene	500	465		ug/Kg		93	65 - 119
Trichlorofluoromethane	500	525		ug/Kg		105	17 - 145
Chlorodibromomethane	500	405		ug/Kg		81	22 - 113
Methylcyclohexane	500	570		ug/Kg		114	41 - 133
m-Xylene & p-Xylene	1000	950		ug/Kg		95	67 - 118
o-Xylene	500	493		ug/Kg		99	68 - 120

Surrogate	*LCS %Recovery*	*LCS Qualifier*	*Limits*
1,2-Dichloroethane-d4 (Surr)	*88*		*39 - 128*
4-Bromofluorobenzene (Surr)	*79*		*26 - 141*
Toluene-d8 (Surr)	*79*		*33 - 134*
Dibromofluoromethane (Surr)	*89*		*30 - 122*

Lab Sample ID: MB 240-26190/6
Matrix: Solid
Analysis Batch: 26190

Client Sample ID: Method Blank
Prep Type: Total/NA

Analyte	MB Result	MB Qualifier	RL	MDL	Unit	D	Prepared	Analyzed	Dil Fac
Acetone	15.9	J	20	6.3	ug/Kg			12/09/11 11:23	1
Benzene	5.0	U	5.0	0.23	ug/Kg			12/09/11 11:23	1
Dichlorobromomethane	5.0	U	5.0	0.28	ug/Kg			12/09/11 11:23	1
Bromoform	5.0	U	5.0	0.33	ug/Kg			12/09/11 11:23	1
Bromomethane	5.0	U	5.0	0.54	ug/Kg			12/09/11 11:23	1
2-Butanone (MEK)	20	U	20	1.4	ug/Kg			12/09/11 11:23	1
Carbon disulfide	0.889	J	5.0	0.44	ug/Kg			12/09/11 11:23	1
Carbon tetrachloride	5.0	U	5.0	0.37	ug/Kg			12/09/11 11:23	1
Chlorobenzene	5.0	U	5.0	0.33	ug/Kg			12/09/11 11:23	1
Chloroethane	5.0	U	5.0	0.86	ug/Kg			12/09/11 11:23	1
Chloroform	5.0	U	5.0	0.29	ug/Kg			12/09/11 11:23	1
Chloromethane	5.0	U	5.0	0.41	ug/Kg			12/09/11 11:23	1
1,1-Dichloroethane	5.0	U	5.0	0.36	ug/Kg			12/09/11 11:23	1
1,2-Dichloroethane	5.0	U	5.0	0.34	ug/Kg			12/09/11 11:23	1
1,1-Dichloroethene	5.0	U	5.0	0.52	ug/Kg			12/09/11 11:23	1
1,2-Dichloropropane	5.0	U	5.0	0.69	ug/Kg			12/09/11 11:23	1
cis-1,3-Dichloropropene	5.0	U	5.0	0.34	ug/Kg			12/09/11 11:23	1
trans-1,3-Dichloropropene	5.0	U	5.0	0.54	ug/Kg			12/09/11 11:23	1
Ethylbenzene	5.0	U	5.0	0.26	ug/Kg			12/09/11 11:23	1
2-Hexanone	20	U	20	0.63	ug/Kg			12/09/11 11:23	1
Methylene Chloride	1.89	J	5.0	0.67	ug/Kg			12/09/11 11:23	1
4-Methyl-2-pentanone (MIBK)	20	U	20	0.54	ug/Kg			12/09/11 11:23	1
Styrene	5.0	U	5.0	0.15	ug/Kg			12/09/11 11:23	1
1,1,2,2-Tetrachloroethane	5.0	U	5.0	0.34	ug/Kg			12/09/11 11:23	1
Tetrachloroethene	5.0	U	5.0	0.52	ug/Kg			12/09/11 11:23	1
Toluene	5.0	U	5.0	0.27	ug/Kg			12/09/11 11:23	1

Method: 8260B - Volatile Organic Compounds (GC/MS) (Continued)

Lab Sample ID: MB 240-26190/6
Matrix: Solid
Analysis Batch: 26190

Client Sample ID: Method Blank
Prep Type: Total/NA

Analyte	MB Result	MB Qualifier	RL	MDL	Unit	D	Prepared	Analyzed	Dil Fac
Trichloroethene	5.0	U	5.0	0.42	ug/Kg			12/09/11 11:23	1
Vinyl chloride	5.0	U	5.0	0.39	ug/Kg			12/09/11 11:23	1
Xylenes, Total	10	U	10	0.67	ug/Kg			12/09/11 11:23	1
1,1,1-Trichloroethane	5.0	U	5.0	0.56	ug/Kg			12/09/11 11:23	1
1,1,2-Trichloroethane	5.0	U	5.0	0.39	ug/Kg			12/09/11 11:23	1
Cyclohexane	10	U	10	0.33	ug/Kg			12/09/11 11:23	1
1,2-Dibromo-3-Chloropropane	10	U	10	1.3	ug/Kg			12/09/11 11:23	1
Ethylene Dibromide	5.0	U	5.0	0.50	ug/Kg			12/09/11 11:23	1
Dichlorodifluoromethane	5.0	U	5.0	0.50	ug/Kg			12/09/11 11:23	1
cis-1,2-Dichloroethene	5.0	U	5.0	0.36	ug/Kg			12/09/11 11:23	1
trans-1,2-Dichloroethene	5.0	U	5.0	0.41	ug/Kg			12/09/11 11:23	1
Isopropylbenzene	5.0	U	5.0	0.16	ug/Kg			12/09/11 11:23	1
Methyl acetate	10	U	10	1.4	ug/Kg			12/09/11 11:23	1
Methyl tert-butyl ether	20	U	20	0.43	ug/Kg			12/09/11 11:23	1
1,1,2-Trichloro-1,2,2-trifluoroethane	5.0	U	5.0	1.3	ug/Kg			12/09/11 11:23	1
1,2,4-Trichlorobenzene	0.367	J	5.0	0.27	ug/Kg			12/09/11 11:23	1
1,2-Dichlorobenzene	5.0	U	5.0	0.36	ug/Kg			12/09/11 11:23	1
1,3-Dichlorobenzene	5.0	U	5.0	0.35	ug/Kg			12/09/11 11:23	1
1,4-Dichlorobenzene	5.0	U	5.0	0.66	ug/Kg			12/09/11 11:23	1
Trichlorofluoromethane	5.0	U	5.0	0.34	ug/Kg			12/09/11 11:23	1
Chlorodibromomethane	5.0	U	5.0	0.55	ug/Kg			12/09/11 11:23	1
Methylcyclohexane	10	U	10	0.31	ug/Kg			12/09/11 11:23	1

Surrogate	*MB %Recovery*	*MB Qualifier*	*Limits*	*Prepared*	*Analyzed*	*Dil Fac*
1,2-Dichloroethane-d4 (Surr)	*106*		*58 - 123*		*12/09/11 11:23*	*1*
4-Bromofluorobenzene (Surr)	*96*		*52 - 136*		*12/09/11 11:23*	*1*
Toluene-d8 (Surr)	*101*		*67 - 125*		*12/09/11 11:23*	*1*
Dibromofluoromethane (Surr)	*105*		*37 - 132*		*12/09/11 11:23*	*1*

Lab Sample ID: LCS 240-26190/5
Matrix: Solid
Analysis Batch: 26190

Client Sample ID: Lab Control Sample
Prep Type: Total/NA

Analyte	Spike Added	LCS Result	LCS Qualifier	Unit	D	%Rec	%Rec. Limits
Acetone	100	96.9		ug/Kg		97	41 - 137
Benzene	50.0	50.7		ug/Kg		101	79 - 112
Dichlorobromomethane	50.0	50.5		ug/Kg		101	84 - 122
Bromoform	50.0	43.7		ug/Kg		87	62 - 133
Bromomethane	50.0	45.2		ug/Kg		90	42 - 136
2-Butanone (MEK)	100	86.3		ug/Kg		86	52 - 131
Carbon disulfide	50.0	45.7		ug/Kg		91	62 - 146
Carbon tetrachloride	50.0	49.0		ug/Kg		98	71 - 129
Chlorobenzene	50.0	48.9		ug/Kg		98	78 - 110
Chloroethane	50.0	44.3		ug/Kg		89	58 - 117
Chloroform	50.0	52.7		ug/Kg		105	77 - 114
Chloromethane	50.0	45.2		ug/Kg		90	50 - 110
1,1-Dichloroethane	50.0	51.7		ug/Kg		103	76 - 115
1,2-Dichloroethane	50.0	48.0		ug/Kg		96	72 - 120
1,1-Dichloroethene	50.0	42.0		ug/Kg		84	75 - 135

Method: 8260B - Volatile Organic Compounds (GC/MS) (Continued)

Lab Sample ID: LCS 240-26190/5
Matrix: Solid
Analysis Batch: 26190

Client Sample ID: Lab Control Sample
Prep Type: Total/NA

Analyte	Spike Added	LCS Result	LCS Qualifier	Unit	D	%Rec	%Rec. Limits
1,2-Dichloropropane	50.0	48.9		ug/Kg		98	87 - 113
cis-1,3-Dichloropropene	50.0	48.5		ug/Kg		97	74 - 128
trans-1,3-Dichloropropene	50.0	47.9		ug/Kg		96	73 - 131
Ethylbenzene	50.0	49.4		ug/Kg		99	79 - 117
2-Hexanone	100	91.7		ug/Kg		92	64 - 136
Methylene Chloride	50.0	50.7		ug/Kg		101	75 - 118
4-Methyl-2-pentanone (MIBK)	100	91.7		ug/Kg		92	67 - 135
Styrene	50.0	49.7		ug/Kg		99	87 - 117
1,1,2,2-Tetrachloroethane	50.0	51.0		ug/Kg		102	77 - 123
Tetrachloroethene	50.0	49.7		ug/Kg		99	79 - 114
Toluene	50.0	48.2		ug/Kg		96	75 - 111
Trichloroethene	50.0	50.4		ug/Kg		101	79 - 113
Vinyl chloride	50.0	45.6		ug/Kg		91	57 - 114
Xylenes, Total	150	148		ug/Kg		99	80 - 118
1,1,1-Trichloroethane	50.0	54.4		ug/Kg		109	77 - 126
1,1,2-Trichloroethane	50.0	48.9		ug/Kg		98	83 - 112
Cyclohexane	50.0	53.1		ug/Kg		106	66 - 110
1,2-Dibromo-3-Chloropropane	50.0	49.3		ug/Kg		99	61 - 132
Ethylene Dibromide	50.0	48.7		ug/Kg		97	83 - 117
Dichlorodifluoromethane	50.0	33.2		ug/Kg		66	26 - 113
cis-1,2-Dichloroethene	50.0	52.4		ug/Kg		105	76 - 113
trans-1,2-Dichloroethene	50.0	53.0		ug/Kg		106	78 - 117
Isopropylbenzene	50.0	52.1		ug/Kg		104	76 - 122
Methyl acetate	50.0	49.4		ug/Kg		99	57 - 130
Methyl tert-butyl ether	50.0	50.8		ug/Kg		102	49 - 165
1,1,2-Trichloro-1,2,2-trifluoroethane	50.0	45.6		ug/Kg		91	82 - 138
1,2,4-Trichlorobenzene	50.0	49.2		ug/Kg		98	64 - 124
1,2-Dichlorobenzene	50.0	49.4		ug/Kg		99	76 - 110
1,3-Dichlorobenzene	50.0	50.0		ug/Kg		100	78 - 111
1,4-Dichlorobenzene	50.0	48.1		ug/Kg		96	75 - 110
Trichlorofluoromethane	50.0	53.1		ug/Kg		106	57 - 146
Chlorodibromomethane	50.0	43.1		ug/Kg		86	72 - 127
Methylcyclohexane	50.0	56.3		ug/Kg		113	70 - 126
m-Xylene & p-Xylene	100	98.6		ug/Kg		99	80 - 117
o-Xylene	50.0	49.3		ug/Kg		99	80 - 120

Surrogate	*LCS %Recovery*	*LCS Qualifier*	*Limits*
1,2-Dichloroethane-d4 (Surr)	*100*		*58 - 123*
4-Bromofluorobenzene (Surr)	*104*		*52 - 136*
Toluene-d8 (Surr)	*103*		*67 - 125*
Dibromofluoromethane (Surr)	*104*		*37 - 132*

Lab Sample ID: MB 240-26540/6
Matrix: Solid
Analysis Batch: 26540

Client Sample ID: Method Blank
Prep Type: Total/NA

Analyte	MB Result	MB Qualifier	RL	MDL	Unit	D	Prepared	Analyzed	Dil Fac
Acetone	10.0	J	20	6.3	ug/Kg			12/12/11 20:14	1
Benzene	5.0	U	5.0	0.23	ug/Kg			12/12/11 20:14	1

Method: 8260B - Volatile Organic Compounds (GC/MS) (Continued)

Lab Sample ID: MB 240-26540/6
Matrix: Solid
Analysis Batch: 26540

Client Sample ID: Method Blank
Prep Type: Total/NA

Analyte	MB Result	MB Qualifier	RL	MDL	Unit	D	Prepared	Analyzed	Dil Fac
Dichlorobromomethane	5.0	U	5.0	0.28	ug/Kg			12/12/11 20:14	1
Bromoform	5.0	U	5.0	0.33	ug/Kg			12/12/11 20:14	1
Bromomethane	5.0	U	5.0	0.54	ug/Kg			12/12/11 20:14	1
2-Butanone (MEK)	1.50	J	20	1.4	ug/Kg			12/12/11 20:14	1
Carbon disulfide	5.0	U	5.0	0.44	ug/Kg			12/12/11 20:14	1
Carbon tetrachloride	5.0	U	5.0	0.37	ug/Kg			12/12/11 20:14	1
Chlorobenzene	5.0	U	5.0	0.33	ug/Kg			12/12/11 20:14	1
Chloroethane	5.0	U	5.0	0.86	ug/Kg			12/12/11 20:14	1
Chloroform	5.0	U	5.0	0.29	ug/Kg			12/12/11 20:14	1
Chloromethane	5.0	U	5.0	0.41	ug/Kg			12/12/11 20:14	1
1,1-Dichloroethane	5.0	U	5.0	0.36	ug/Kg			12/12/11 20:14	1
1,2-Dichloroethane	5.0	U	5.0	0.34	ug/Kg			12/12/11 20:14	1
1,1-Dichloroethene	5.0	U	5.0	0.52	ug/Kg			12/12/11 20:14	1
1,2-Dichloropropane	5.0	U	5.0	0.69	ug/Kg			12/12/11 20:14	1
cis-1,3-Dichloropropene	5.0	U	5.0	0.34	ug/Kg			12/12/11 20:14	1
trans-1,3-Dichloropropene	5.0	U	5.0	0.54	ug/Kg			12/12/11 20:14	1
Ethylbenzene	5.0	U	5.0	0.26	ug/Kg			12/12/11 20:14	1
2-Hexanone	20	U	20	0.63	ug/Kg			12/12/11 20:14	1
Methylene Chloride	5.0	U	5.0	0.67	ug/Kg			12/12/11 20:14	1
4-Methyl-2-pentanone (MIBK)	20	U	20	0.54	ug/Kg			12/12/11 20:14	1
Styrene	5.0	U	5.0	0.15	ug/Kg			12/12/11 20:14	1
1,1,2,2-Tetrachloroethane	5.0	U	5.0	0.34	ug/Kg			12/12/11 20:14	1
Tetrachloroethene	5.0	U	5.0	0.52	ug/Kg			12/12/11 20:14	1
Toluene	5.0	U	5.0	0.27	ug/Kg			12/12/11 20:14	1
Trichloroethene	5.0	U	5.0	0.42	ug/Kg			12/12/11 20:14	1
Vinyl chloride	5.0	U	5.0	0.39	ug/Kg			12/12/11 20:14	1
Xylenes, Total	10	U	10	0.67	ug/Kg			12/12/11 20:14	1
1,1,1-Trichloroethane	5.0	U	5.0	0.56	ug/Kg			12/12/11 20:14	1
1,1,2-Trichloroethane	5.0	U	5.0	0.39	ug/Kg			12/12/11 20:14	1
Cyclohexane	10	U	10	0.33	ug/Kg			12/12/11 20:14	1
1,2-Dibromo-3-Chloropropane	10	U	10	1.3	ug/Kg			12/12/11 20:14	1
Ethylene Dibromide	5.0	U	5.0	0.50	ug/Kg			12/12/11 20:14	1
Dichlorodifluoromethane	5.0	U	5.0	0.50	ug/Kg			12/12/11 20:14	1
cis-1,2-Dichloroethene	5.0	U	5.0	0.36	ug/Kg			12/12/11 20:14	1
trans-1,2-Dichloroethene	5.0	U	5.0	0.41	ug/Kg			12/12/11 20:14	1
Isopropylbenzene	5.0	U	5.0	0.16	ug/Kg			12/12/11 20:14	1
Methyl acetate	10	U	10	1.4	ug/Kg			12/12/11 20:14	1
Methyl tert-butyl ether	20	U	20	0.43	ug/Kg			12/12/11 20:14	1
1,1,2-Trichloro-1,2,2-trifluoroethane	5.0	U	5.0	1.3	ug/Kg			12/12/11 20:14	1
1,2,4-Trichlorobenzene	0.497	J	5.0	0.27	ug/Kg			12/12/11 20:14	1
1,2-Dichlorobenzene	5.0	U	5.0	0.36	ug/Kg			12/12/11 20:14	1
1,3-Dichlorobenzene	5.0	U	5.0	0.35	ug/Kg			12/12/11 20:14	1
1,4-Dichlorobenzene	5.0	U	5.0	0.66	ug/Kg			12/12/11 20:14	1
Trichlorofluoromethane	5.0	U	5.0	0.34	ug/Kg			12/12/11 20:14	1
Chlorodibromomethane	5.0	U	5.0	0.55	ug/Kg			12/12/11 20:14	1
Methylcyclohexane	10	U	10	0.31	ug/Kg			12/12/11 20:14	1

Surrogate	*MB %Recovery*	*MB Qualifier*	*Limits*	*Prepared*	*Analyzed*	*Dil Fac*
1,2-Dichloroethane-d4 (Surr)	*88*		*58 - 123*		*12/12/11 20:14*	*1*

Method: 8260B - Volatile Organic Compounds (GC/MS) (Continued)

Lab Sample ID: MB 240-26540/6
Matrix: Solid
Analysis Batch: 26540

Client Sample ID: Method Blank
Prep Type: Total/NA

Surrogate	MB %Recovery	MB Qualifier	Limits	Prepared	Analyzed	Dil Fac
4-Bromofluorobenzene (Surr)	94		52 - 136		12/12/11 20:14	1
Toluene-d8 (Surr)	104		67 - 125		12/12/11 20:14	1
Dibromofluoromethane (Surr)	96		37 - 132		12/12/11 20:14	1

Lab Sample ID: LCS 240-26540/5
Matrix: Solid
Analysis Batch: 26540

Client Sample ID: Lab Control Sample
Prep Type: Total/NA

Analyte	Spike Added	LCS Result	LCS Qualifier	Unit	D	%Rec	%Rec. Limits
Acetone	100	96.4		ug/Kg		96	41 - 137
Benzene	50.0	45.8		ug/Kg		92	79 - 112
Dichlorobromomethane	50.0	44.6		ug/Kg		89	84 - 122
Bromoform	50.0	46.5		ug/Kg		93	62 - 133
Bromomethane	50.0	34.5		ug/Kg		69	42 - 136
2-Butanone (MEK)	100	107		ug/Kg		107	52 - 131
Carbon disulfide	50.0	42.4		ug/Kg		85	62 - 146
Carbon tetrachloride	50.0	40.4		ug/Kg		81	71 - 129
Chlorobenzene	50.0	44.6		ug/Kg		89	78 - 110
Chloroethane	50.0	30.9		ug/Kg		62	58 - 117
Chloroform	50.0	45.4		ug/Kg		91	77 - 114
Chloromethane	50.0	35.4		ug/Kg		71	50 - 110
1,1-Dichloroethane	50.0	44.9		ug/Kg		90	76 - 115
1,2-Dichloroethane	50.0	43.2		ug/Kg		86	72 - 120
1,1-Dichloroethene	50.0	47.3		ug/Kg		95	75 - 135
1,2-Dichloropropane	50.0	46.9		ug/Kg		94	87 - 113
cis-1,3-Dichloropropene	50.0	42.0		ug/Kg		84	74 - 128
trans-1,3-Dichloropropene	50.0	40.7		ug/Kg		81	73 - 131
Ethylbenzene	50.0	42.9		ug/Kg		86	79 - 117
2-Hexanone	100	107		ug/Kg		107	64 - 136
Methylene Chloride	50.0	43.8		ug/Kg		88	75 - 118
4-Methyl-2-pentanone (MIBK)	100	105		ug/Kg		105	67 - 135
Styrene	50.0	44.5		ug/Kg		89	87 - 117
1,1,2,2-Tetrachloroethane	50.0	49.1		ug/Kg		98	77 - 123
Tetrachloroethene	50.0	45.4		ug/Kg		91	79 - 114
Toluene	50.0	42.1		ug/Kg		84	75 - 111
Trichloroethene	50.0	45.8		ug/Kg		92	79 - 113
Vinyl chloride	50.0	35.2		ug/Kg		70	57 - 114
Xylenes, Total	150	129		ug/Kg		86	80 - 118
1,1,1-Trichloroethane	50.0	38.6		ug/Kg		77	77 - 126
1,1,2-Trichloroethane	50.0	49.2		ug/Kg		98	83 - 112
Cyclohexane	50.0	40.6		ug/Kg		81	66 - 110
1,2-Dibromo-3-Chloropropane	50.0	45.7		ug/Kg		91	61 - 132
Ethylene Dibromide	50.0	49.0		ug/Kg		98	83 - 117
Dichlorodifluoromethane	50.0	24.8		ug/Kg		50	26 - 113
cis-1,2-Dichloroethene	50.0	47.1		ug/Kg		94	76 - 113
trans-1,2-Dichloroethene	50.0	44.5		ug/Kg		89	78 - 117
Isopropylbenzene	50.0	40.9		ug/Kg		82	76 - 122
Methyl acetate	50.0	50.4		ug/Kg		101	57 - 130
Methyl tert-butyl ether	50.0	41.4		ug/Kg		83	49 - 165

Method: 8260B - Volatile Organic Compounds (GC/MS) (Continued)

Lab Sample ID: LCS 240-26540/5
Matrix: Solid
Analysis Batch: 26540

Client Sample ID: Lab Control Sample
Prep Type: Total/NA

Analyte	Spike Added	LCS Result	LCS Qualifier	Unit	D	%Rec	%Rec. Limits
1,1,2-Trichloro-1,2,2-trifluoroethane	50.0	47.8		ug/Kg		96	82 - 138
1,2,4-Trichlorobenzene	50.0	39.7		ug/Kg		79	64 - 124
1,2-Dichlorobenzene	50.0	44.4		ug/Kg		89	76 - 110
1,3-Dichlorobenzene	50.0	44.2		ug/Kg		88	78 - 111
1,4-Dichlorobenzene	50.0	43.6		ug/Kg		87	75 - 110
Trichlorofluoromethane	50.0	40.3		ug/Kg		81	57 - 146
Chlorodibromomethane	50.0	44.8		ug/Kg		90	72 - 127
Methylcyclohexane	50.0	43.2		ug/Kg		86	70 - 126
m-Xylene & p-Xylene	100	86.6		ug/Kg		87	80 - 117
o-Xylene	50.0	42.6		ug/Kg		85	80 - 120

Surrogate	*LCS %Recovery*	*LCS Qualifier*	*Limits*
1,2-Dichloroethane-d4 (Surr)	*88*		*58 - 123*
4-Bromofluorobenzene (Surr)	*94*		*52 - 136*
Toluene-d8 (Surr)	*100*		*67 - 125*
Dibromofluoromethane (Surr)	*97*		*37 - 132*

Method: 8270C - Semivolatile Organic Compounds (GC/MS)

Lab Sample ID: MB 240-25631/23-A
Matrix: Solid
Analysis Batch: 26096

Client Sample ID: Method Blank
Prep Type: Total/NA
Prep Batch: 25631

Analyte	MB Result	MB Qualifier	RL	MDL	Unit	D	Prepared	Analyzed	Dil Fac
1,1'-Biphenyl	50	U	50	27	ug/Kg		12/06/11 08:41	12/08/11 15:45	1
2,2'-oxybis[1-chloropropane]	100	U	100	9.5	ug/Kg		12/06/11 08:41	12/08/11 15:45	1
2,4,5-Trichlorophenol	150	U	150	25	ug/Kg		12/06/11 08:41	12/08/11 15:45	1
2,4,6-Trichlorophenol	150	U	150	80	ug/Kg		12/06/11 08:41	12/08/11 15:45	1
2,4-Dichlorophenol	150	U	150	20	ug/Kg		12/06/11 08:41	12/08/11 15:45	1
2,4-Dimethylphenol	150	U	150	20	ug/Kg		12/06/11 08:41	12/08/11 15:45	1
2,4-Dinitrophenol	330	U	330	80	ug/Kg		12/06/11 08:41	12/08/11 15:45	1
2,4-Dinitrotoluene	200	U	200	27	ug/Kg		12/06/11 08:41	12/08/11 15:45	1
2,6-Dinitrotoluene	200	U	200	21	ug/Kg		12/06/11 08:41	12/08/11 15:45	1
2-Chloronaphthalene	50	U	50	3.3	ug/Kg		12/06/11 08:41	12/08/11 15:45	1
2-Chlorophenol	50	U	50	27	ug/Kg		12/06/11 08:41	12/08/11 15:45	1
2-Methylnaphthalene	6.7	U	6.7	3.3	ug/Kg		12/06/11 08:41	12/08/11 15:45	1
2-Methylphenol	200	U	200	80	ug/Kg		12/06/11 08:41	12/08/11 15:45	1
2-Nitroaniline	200	U	200	9.1	ug/Kg		12/06/11 08:41	12/08/11 15:45	1
2-Nitrophenol	50	U	50	27	ug/Kg		12/06/11 08:41	12/08/11 15:45	1
3,3'-Dichlorobenzidine	100	U	100	18	ug/Kg		12/06/11 08:41	12/08/11 15:45	1
3-Nitroaniline	200	U	200	16	ug/Kg		12/06/11 08:41	12/08/11 15:45	1
4,6-Dinitro-2-methylphenol	150	U	150	80	ug/Kg		12/06/11 08:41	12/08/11 15:45	1
4-Bromophenyl phenyl ether	50	U	50	13	ug/Kg		12/06/11 08:41	12/08/11 15:45	1
4-Chloro-3-methylphenol	150	U	150	21	ug/Kg		12/06/11 08:41	12/08/11 15:45	1
4-Chloroaniline	150	U	150	17	ug/Kg		12/06/11 08:41	12/08/11 15:45	1
4-Chlorophenyl phenyl ether	50	U	50	13	ug/Kg		12/06/11 08:41	12/08/11 15:45	1
4-Nitroaniline	200	U	200	26	ug/Kg		12/06/11 08:41	12/08/11 15:45	1
4-Nitrophenol	330	U	330	80	ug/Kg		12/06/11 08:41	12/08/11 15:45	1

Method: 8270C - Semivolatile Organic Compounds (GC/MS) (Continued)

Lab Sample ID: MB 240-25631/23-A
Matrix: Solid
Analysis Batch: 26096

Client Sample ID: Method Blank
Prep Type: Total/NA
Prep Batch: 25631

Analyte	MB Result	MB Qualifier	RL	MDL	Unit	D	Prepared	Analyzed	Dil Fac
Acenaphthene	6.7	U	6.7	3.3	ug/Kg		12/06/11 08:41	12/08/11 15:45	1
Acenaphthylene	6.7	U	6.7	3.3	ug/Kg		12/06/11 08:41	12/08/11 15:45	1
Acetophenone	100	U	100	9.2	ug/Kg		12/06/11 08:41	12/08/11 15:45	1
Anthracene	6.7	U	6.7	3.3	ug/Kg		12/06/11 08:41	12/08/11 15:45	1
Atrazine	200	U	200	9.1	ug/Kg		12/06/11 08:41	12/08/11 15:45	1
Benzaldehyde	100	U	100	12	ug/Kg		12/06/11 08:41	12/08/11 15:45	1
Benzo[a]anthracene	6.7	U	6.7	3.3	ug/Kg		12/06/11 08:41	12/08/11 15:45	1
Benzo[a]pyrene	6.7	U	6.7	3.3	ug/Kg		12/06/11 08:41	12/08/11 15:45	1
Benzo[b]fluoranthene	6.7	U	6.7	3.3	ug/Kg		12/06/11 08:41	12/08/11 15:45	1
Benzo[g,h,i]perylene	6.7	U	6.7	3.3	ug/Kg		12/06/11 08:41	12/08/11 15:45	1
Benzo[k]fluoranthene	6.7	U	6.7	3.3	ug/Kg		12/06/11 08:41	12/08/11 15:45	1
Bis(2-chloroethoxy)methane	100	U	100	22	ug/Kg		12/06/11 08:41	12/08/11 15:45	1
Bis(2-chloroethyl)ether	100	U	100	2.0	ug/Kg		12/06/11 08:41	12/08/11 15:45	1
Bis(2-ethylhexyl) phthalate	50	U	50	19	ug/Kg		12/06/11 08:41	12/08/11 15:45	1
Butyl benzyl phthalate	50	U	50	10	ug/Kg		12/06/11 08:41	12/08/11 15:45	1
Caprolactam	330	U	330	37	ug/Kg		12/06/11 08:41	12/08/11 15:45	1
Carbazole	50	U	50	27	ug/Kg		12/06/11 08:41	12/08/11 15:45	1
Chrysene	6.7	U	6.7	1.1	ug/Kg		12/06/11 08:41	12/08/11 15:45	1
Dibenz(a,h)anthracene	6.7	U	6.7	3.3	ug/Kg		12/06/11 08:41	12/08/11 15:45	1
Dibenzofuran	50	U	50	3.3	ug/Kg		12/06/11 08:41	12/08/11 15:45	1
Diethyl phthalate	50	U	50	16	ug/Kg		12/06/11 08:41	12/08/11 15:45	1
Dimethyl phthalate	50	U	50	17	ug/Kg		12/06/11 08:41	12/08/11 15:45	1
Di-n-butyl phthalate	50	U	50	15	ug/Kg		12/06/11 08:41	12/08/11 15:45	1
Di-n-octyl phthalate	50	U	50	27	ug/Kg		12/06/11 08:41	12/08/11 15:45	1
Fluoranthene	6.7	U	6.7	3.3	ug/Kg		12/06/11 08:41	12/08/11 15:45	1
Fluorene	6.7	U	6.7	3.3	ug/Kg		12/06/11 08:41	12/08/11 15:45	1
Hexachlorobenzene	6.7	U	6.7	2.1	ug/Kg		12/06/11 08:41	12/08/11 15:45	1
Hexachlorobutadiene	50	U	50	27	ug/Kg		12/06/11 08:41	12/08/11 15:45	1
Hexachlorocyclopentadiene	330	U	330	27	ug/Kg		12/06/11 08:41	12/08/11 15:45	1
Hexachloroethane	50	U	50	9.0	ug/Kg		12/06/11 08:41	12/08/11 15:45	1
Indeno[1,2,3-cd]pyrene	6.7	U	6.7	3.3	ug/Kg		12/06/11 08:41	12/08/11 15:45	1
Isophorone	50	U	50	13	ug/Kg		12/06/11 08:41	12/08/11 15:45	1
Naphthalene	6.7	U	6.7	3.3	ug/Kg		12/06/11 08:41	12/08/11 15:45	1
Nitrobenzene	100	U	100	2.2	ug/Kg		12/06/11 08:41	12/08/11 15:45	1
N-Nitrosodi-n-propylamine	50	U	50	27	ug/Kg		12/06/11 08:41	12/08/11 15:45	1
N-Nitrosodiphenylamine	50	U	50	21	ug/Kg		12/06/11 08:41	12/08/11 15:45	1
Pentachlorophenol	150	U	150	80	ug/Kg		12/06/11 08:41	12/08/11 15:45	1
Phenol	50	U	50	27	ug/Kg		12/06/11 08:41	12/08/11 15:45	1
Phenanthrene	6.7	U	6.7	3.3	ug/Kg		12/06/11 08:41	12/08/11 15:45	1
Pyrene	6.7	U	6.7	3.3	ug/Kg		12/06/11 08:41	12/08/11 15:45	1
3 & 4 Methylphenol	400	U	400	20	ug/Kg		12/06/11 08:41	12/08/11 15:45	1

Surrogate	*MB %Recovery*	*MB Qualifier*	*Limits*	*Prepared*	*Analyzed*	*Dil Fac*
2-Fluorobiphenyl (Surr)	*47*		*34 - 110*	*12/06/11 08:41*	*12/08/11 15:45*	*1*
2-Fluorophenol (Surr)	*50*		*26 - 110*	*12/06/11 08:41*	*12/08/11 15:45*	*1*
2,4,6-Tribromophenol (Surr)	*45*		*10 - 118*	*12/06/11 08:41*	*12/08/11 15:45*	*1*
Nitrobenzene-d5 (Surr)	*49*		*24 - 112*	*12/06/11 08:41*	*12/08/11 15:45*	*1*
Phenol-d5 (Surr)	*53*		*28 - 110*	*12/06/11 08:41*	*12/08/11 15:45*	*1*
Terphenyl-d14 (Surr)	*86*		*41 - 119*	*12/06/11 08:41*	*12/08/11 15:45*	*1*

Method: 8270C - Semivolatile Organic Compounds (GC/MS) (Continued)

Lab Sample ID: LCS 240-25631/24-A
Matrix: Solid
Analysis Batch: 26096

Client Sample ID: Lab Control Sample
Prep Type: Total/NA
Prep Batch: 25631

Analyte	Spike Added	LCS Result	LCS Qualifier	Unit	D	%Rec	%Rec. Limits
1,1'-Biphenyl	667	367		ug/Kg		55	50 - 130
2,2'-oxybis[1-chloropropane]	667	333		ug/Kg		50	36 - 116
2,4,5-Trichlorophenol	667	441		ug/Kg		66	42 - 110
2,4,6-Trichlorophenol	667	404		ug/Kg		61	37 - 110
2,4-Dichlorophenol	667	365		ug/Kg		55	40 - 110
2,4-Dimethylphenol	667	281		ug/Kg		42	28 - 110
2,4-Dinitrophenol	667	183	J	ug/Kg		27	10 - 110
2,4-Dinitrotoluene	667	522		ug/Kg		78	55 - 116
2,6-Dinitrotoluene	667	504		ug/Kg		76	54 - 115
2-Chloronaphthalene	667	369		ug/Kg		55	46 - 110
2-Chlorophenol	667	375		ug/Kg		56	39 - 110
2-Methylnaphthalene	667	377		ug/Kg		56	46 - 110
2-Methylphenol	667	348		ug/Kg		52	36 - 110
2-Nitroaniline	667	418		ug/Kg		63	47 - 124
2-Nitrophenol	667	374		ug/Kg		56	35 - 110
3,3'-Dichlorobenzidine	667	137	*	ug/Kg		21	31 - 110
3-Nitroaniline	667	361		ug/Kg		54	44 - 110
4,6-Dinitro-2-methylphenol	667	363		ug/Kg		54	21 - 110
4-Bromophenyl phenyl ether	667	443		ug/Kg		66	53 - 112
4-Chloro-3-methylphenol	667	443		ug/Kg		66	42 - 110
4-Chloroaniline	667	213		ug/Kg		32	25 - 110
4-Chlorophenyl phenyl ether	667	453		ug/Kg		68	53 - 110
4-Nitroaniline	667	451		ug/Kg		68	50 - 110
4-Nitrophenol	667	451		ug/Kg		68	24 - 117
Acenaphthene	667	391		ug/Kg		59	46 - 110
Acenaphthylene	667	389		ug/Kg		58	47 - 110
Acetophenone	667	381		ug/Kg		57	50 - 130
Anthracene	667	509		ug/Kg		76	56 - 111
Atrazine	667	563		ug/Kg		84	50 - 130
Benzaldehyde	667	359		ug/Kg		54	10 - 130
Benzo[a]anthracene	667	527		ug/Kg		79	58 - 111
Benzo[a]pyrene	667	493		ug/Kg		74	44 - 115
Benzo[b]fluoranthene	667	528		ug/Kg		79	43 - 124
Benzo[g,h,i]perylene	667	533		ug/Kg		80	44 - 120
Benzo[k]fluoranthene	667	553		ug/Kg		83	38 - 122
Bis(2-chloroethoxy)methane	667	357		ug/Kg		54	42 - 110
Bis(2-chloroethyl)ether	667	363		ug/Kg		54	41 - 110
Bis(2-ethylhexyl) phthalate	667	552		ug/Kg		83	56 - 123
Butyl benzyl phthalate	667	568		ug/Kg		85	57 - 121
Caprolactam	667	431		ug/Kg		65	50 - 130
Carbazole	667	518		ug/Kg		78	56 - 115
Chrysene	667	577		ug/Kg		87	56 - 111
Dibenz(a,h)anthracene	667	521		ug/Kg		78	45 - 122
Dibenzofuran	667	419		ug/Kg		63	50 - 110
Diethyl phthalate	667	526		ug/Kg		79	55 - 114
Dimethyl phthalate	667	483		ug/Kg		72	54 - 112
Di-n-butyl phthalate	667	585		ug/Kg		88	57 - 119
Di-n-octyl phthalate	667	524		ug/Kg		79	45 - 123
Fluoranthene	667	548		ug/Kg		82	55 - 118

Method: 8270C - Semivolatile Organic Compounds (GC/MS) (Continued)

Lab Sample ID: LCS 240-25631/24-A
Matrix: Solid
Analysis Batch: 26096

Client Sample ID: Lab Control Sample
Prep Type: Total/NA
Prep Batch: 25631

Analyte	Spike Added	LCS Result	LCS Qualifier	Unit	D	%Rec	%Rec. Limits
Fluorene	667	448		ug/Kg		67	51 - 110
Hexachlorobenzene	667	456		ug/Kg		68	51 - 110
Hexachlorobutadiene	667	373		ug/Kg		56	39 - 110
Hexachlorocyclopentadiene	667	249	J	ug/Kg		37	10 - 110
Hexachloroethane	667	371		ug/Kg		56	38 - 110
Indeno[1,2,3-cd]pyrene	667	517		ug/Kg		77	45 - 121
Isophorone	667	365		ug/Kg		55	46 - 117
Naphthalene	667	367		ug/Kg		55	42 - 110
Nitrobenzene	667	378		ug/Kg		57	40 - 110
N-Nitrosodi-n-propylamine	667	361		ug/Kg		54	40 - 114
N-Nitrosodiphenylamine	667	442		ug/Kg		66	54 - 112
Pentachlorophenol	667	231		ug/Kg		35	10 - 110
Phenol	667	370		ug/Kg		55	39 - 110
Phenanthrene	667	508		ug/Kg		76	54 - 110
Pyrene	667	537		ug/Kg		81	58 - 113
3 & 4 Methylphenol	1330	733		ug/Kg		55	40 - 110

Surrogate	*LCS %Recovery*	*LCS Qualifier*	*Limits*
2-Fluorobiphenyl (Surr)	*54*		*34 - 110*
2-Fluorophenol (Surr)	*55*		*26 - 110*
2,4,6-Tribromophenol (Surr)	*66*		*10 - 118*
Nitrobenzene-d5 (Surr)	*54*		*24 - 112*
Phenol-d5 (Surr)	*56*		*28 - 110*
Terphenyl-d14 (Surr)	*88*		*41 - 119*

Lab Sample ID: MB 240-25643/21-A
Matrix: Solid
Analysis Batch: 26044

Client Sample ID: Method Blank
Prep Type: Total/NA
Prep Batch: 25643

Analyte	MB Result	MB Qualifier	RL	MDL	Unit	D	Prepared	Analyzed	Dil Fac
1,1'-Biphenyl	50	U	50	27	ug/Kg		12/06/11 08:54	12/08/11 18:18	1
2,2'-oxybis[1-chloropropane]	100	U	100	9.5	ug/Kg		12/06/11 08:54	12/08/11 18:18	1
2,4,5-Trichlorophenol	150	U	150	25	ug/Kg		12/06/11 08:54	12/08/11 18:18	1
2,4,6-Trichlorophenol	150	U	150	80	ug/Kg		12/06/11 08:54	12/08/11 18:18	1
2,4-Dichlorophenol	150	U	150	20	ug/Kg		12/06/11 08:54	12/08/11 18:18	1
2,4-Dimethylphenol	150	U	150	20	ug/Kg		12/06/11 08:54	12/08/11 18:18	1
2,4-Dinitrophenol	330	U	330	80	ug/Kg		12/06/11 08:54	12/08/11 18:18	1
2,4-Dinitrotoluene	200	U	200	27	ug/Kg		12/06/11 08:54	12/08/11 18:18	1
2,6-Dinitrotoluene	200	U	200	21	ug/Kg		12/06/11 08:54	12/08/11 18:18	1
2-Chloronaphthalene	50	U	50	3.3	ug/Kg		12/06/11 08:54	12/08/11 18:18	1
2-Chlorophenol	50	U	50	27	ug/Kg		12/06/11 08:54	12/08/11 18:18	1
2-Methylnaphthalene	6.7	U	6.7	3.3	ug/Kg		12/06/11 08:54	12/08/11 18:18	1
2-Methylphenol	200	U	200	80	ug/Kg		12/06/11 08:54	12/08/11 18:18	1
2-Nitroaniline	200	U	200	9.1	ug/Kg		12/06/11 08:54	12/08/11 18:18	1
2-Nitrophenol	50	U	50	27	ug/Kg		12/06/11 08:54	12/08/11 18:18	1
3,3'-Dichlorobenzidine	100	U	100	18	ug/Kg		12/06/11 08:54	12/08/11 18:18	1
3-Nitroaniline	200	U	200	16	ug/Kg		12/06/11 08:54	12/08/11 18:18	1
4,6-Dinitro-2-methylphenol	150	U	150	80	ug/Kg		12/06/11 08:54	12/08/11 18:18	1
4-Bromophenyl phenyl ether	50	U	50	13	ug/Kg		12/06/11 08:54	12/08/11 18:18	1

Method: 8270C - Semivolatile Organic Compounds (GC/MS) (Continued)

Lab Sample ID: MB 240-25643/21-A
Matrix: Solid
Analysis Batch: 26044

Client Sample ID: Method Blank
Prep Type: Total/NA
Prep Batch: 25643

Analyte	MB Result	MB Qualifier	RL	MDL	Unit	D	Prepared	Analyzed	Dil Fac
4-Chloro-3-methylphenol	150	U	150	21	ug/Kg		12/06/11 08:54	12/08/11 18:18	1
4-Chloroaniline	150	U	150	17	ug/Kg		12/06/11 08:54	12/08/11 18:18	1
4-Chlorophenyl phenyl ether	50	U	50	13	ug/Kg		12/06/11 08:54	12/08/11 18:18	1
4-Nitroaniline	200	U	200	26	ug/Kg		12/06/11 08:54	12/08/11 18:18	1
4-Nitrophenol	330	U	330	80	ug/Kg		12/06/11 08:54	12/08/11 18:18	1
Acenaphthene	6.7	U	6.7	3.3	ug/Kg		12/06/11 08:54	12/08/11 18:18	1
Acenaphthylene	6.7	U	6.7	3.3	ug/Kg		12/06/11 08:54	12/08/11 18:18	1
Acetophenone	100	U	100	9.2	ug/Kg		12/06/11 08:54	12/08/11 18:18	1
Anthracene	6.7	U	6.7	3.3	ug/Kg		12/06/11 08:54	12/08/11 18:18	1
Atrazine	200	U	200	9.1	ug/Kg		12/06/11 08:54	12/08/11 18:18	1
Benzaldehyde	100	U	100	12	ug/Kg		12/06/11 08:54	12/08/11 18:18	1
Benzo[a]anthracene	6.7	U	6.7	3.3	ug/Kg		12/06/11 08:54	12/08/11 18:18	1
Benzo[a]pyrene	6.7	U	6.7	3.3	ug/Kg		12/06/11 08:54	12/08/11 18:18	1
Benzo[b]fluoranthene	6.7	U	6.7	3.3	ug/Kg		12/06/11 08:54	12/08/11 18:18	1
Benzo[g,h,i]perylene	6.7	U	6.7	3.3	ug/Kg		12/06/11 08:54	12/08/11 18:18	1
Benzo[k]fluoranthene	6.7	U	6.7	3.3	ug/Kg		12/06/11 08:54	12/08/11 18:18	1
Bis(2-chloroethoxy)methane	100	U	100	22	ug/Kg		12/06/11 08:54	12/08/11 18:18	1
Bis(2-chloroethyl)ether	100	U	100	2.0	ug/Kg		12/06/11 08:54	12/08/11 18:18	1
Bis(2-ethylhexyl) phthalate	50	U	50	19	ug/Kg		12/06/11 08:54	12/08/11 18:18	1
Butyl benzyl phthalate	50	U	50	10	ug/Kg		12/06/11 08:54	12/08/11 18:18	1
Caprolactam	330	U	330	37	ug/Kg		12/06/11 08:54	12/08/11 18:18	1
Carbazole	50	U	50	27	ug/Kg		12/06/11 08:54	12/08/11 18:18	1
Chrysene	6.7	U	6.7	1.1	ug/Kg		12/06/11 08:54	12/08/11 18:18	1
Dibenz(a,h)anthracene	6.7	U	6.7	3.3	ug/Kg		12/06/11 08:54	12/08/11 18:18	1
Dibenzofuran	50	U	50	3.3	ug/Kg		12/06/11 08:54	12/08/11 18:18	1
Diethyl phthalate	50	U	50	16	ug/Kg		12/06/11 08:54	12/08/11 18:18	1
Dimethyl phthalate	50	U	50	17	ug/Kg		12/06/11 08:54	12/08/11 18:18	1
Di-n-butyl phthalate	50	U	50	15	ug/Kg		12/06/11 08:54	12/08/11 18:18	1
Di-n-octyl phthalate	50	U	50	27	ug/Kg		12/06/11 08:54	12/08/11 18:18	1
Fluoranthene	6.7	U	6.7	3.3	ug/Kg		12/06/11 08:54	12/08/11 18:18	1
Fluorene	6.7	U	6.7	3.3	ug/Kg		12/06/11 08:54	12/08/11 18:18	1
Hexachlorobenzene	6.7	U	6.7	2.1	ug/Kg		12/06/11 08:54	12/08/11 18:18	1
Hexachlorobutadiene	50	U	50	27	ug/Kg		12/06/11 08:54	12/08/11 18:18	1
Hexachlorocyclopentadiene	330	U	330	27	ug/Kg		12/06/11 08:54	12/08/11 18:18	1
Hexachloroethane	50	U	50	9.0	ug/Kg		12/06/11 08:54	12/08/11 18:18	1
Indeno[1,2,3-cd]pyrene	6.7	U	6.7	3.3	ug/Kg		12/06/11 08:54	12/08/11 18:18	1
Isophorone	50	U	50	13	ug/Kg		12/06/11 08:54	12/08/11 18:18	1
Naphthalene	6.7	U	6.7	3.3	ug/Kg		12/06/11 08:54	12/08/11 18:18	1
Nitrobenzene	100	U	100	2.2	ug/Kg		12/06/11 08:54	12/08/11 18:18	1
N-Nitrosodi-n-propylamine	50	U	50	27	ug/Kg		12/06/11 08:54	12/08/11 18:18	1
N-Nitrosodiphenylamine	50	U	50	21	ug/Kg		12/06/11 08:54	12/08/11 18:18	1
Pentachlorophenol	150	U	150	80	ug/Kg		12/06/11 08:54	12/08/11 18:18	1
Phenol	50	U	50	27	ug/Kg		12/06/11 08:54	12/08/11 18:18	1
Phenanthrene	6.7	U	6.7	3.3	ug/Kg		12/06/11 08:54	12/08/11 18:18	1
Pyrene	6.7	U	6.7	3.3	ug/Kg		12/06/11 08:54	12/08/11 18:18	1
3 & 4 Methylphenol	400	U	400	20	ug/Kg		12/06/11 08:54	12/08/11 18:18	1

Surrogate	*MB %Recovery*	*MB Qualifier*	*Limits*	*Prepared*	*Analyzed*	*Dil Fac*
2-Fluorobiphenyl (Surr)	*57*		*34 - 110*	*12/06/11 08:54*	*12/08/11 18:18*	*1*

Method: 8270C - Semivolatile Organic Compounds (GC/MS) (Continued)

Lab Sample ID: MB 240-25643/21-A
Matrix: Solid
Analysis Batch: 26044

Client Sample ID: Method Blank
Prep Type: Total/NA
Prep Batch: 25643

Surrogate	MB %Recovery	MB Qualifier	Limits	Prepared	Analyzed	Dil Fac
2-Fluorophenol (Surr)	68		26 - 110	12/06/11 08:54	12/08/11 18:18	1
2,4,6-Tribromophenol (Surr)	45		10 - 118	12/06/11 08:54	12/08/11 18:18	1
Nitrobenzene-d5 (Surr)	65		24 - 112	12/06/11 08:54	12/08/11 18:18	1
Phenol-d5 (Surr)	64		28 - 110	12/06/11 08:54	12/08/11 18:18	1
Terphenyl-d14 (Surr)	79		41 - 119	12/06/11 08:54	12/08/11 18:18	1

Lab Sample ID: LCS 240-25643/22-A
Matrix: Solid
Analysis Batch: 26044

Client Sample ID: Lab Control Sample
Prep Type: Total/NA
Prep Batch: 25643

Analyte	Spike Added	LCS Result	LCS Qualifier	Unit	D	%Rec	%Rec. Limits
1,1'-Biphenyl	667	471		ug/Kg		71	50 - 130
2,2'-oxybis[1-chloropropane]	667	516		ug/Kg		77	36 - 116
2,4,5-Trichlorophenol	667	485		ug/Kg		73	42 - 110
2,4,6-Trichlorophenol	667	481		ug/Kg		72	37 - 110
2,4-Dichlorophenol	667	496		ug/Kg		74	40 - 110
2,4-Dimethylphenol	667	422		ug/Kg		63	28 - 110
2,4-Dinitrophenol	667	287	J	ug/Kg		43	10 - 110
2,4-Dinitrotoluene	667	529		ug/Kg		79	55 - 116
2,6-Dinitrotoluene	667	534		ug/Kg		80	54 - 115
2-Chloronaphthalene	667	485		ug/Kg		73	46 - 110
2-Chlorophenol	667	510		ug/Kg		76	39 - 110
2-Methylnaphthalene	667	502		ug/Kg		75	46 - 110
2-Methylphenol	667	507		ug/Kg		76	36 - 110
2-Nitroaniline	667	521		ug/Kg		78	47 - 124
2-Nitrophenol	667	481		ug/Kg		72	35 - 110
3,3'-Dichlorobenzidine	667	283		ug/Kg		42	31 - 110
3-Nitroaniline	667	433		ug/Kg		65	44 - 110
4,6-Dinitro-2-methylphenol	667	414		ug/Kg		62	21 - 110
4-Bromophenyl phenyl ether	667	481		ug/Kg		72	53 - 112
4-Chloro-3-methylphenol	667	511		ug/Kg		77	42 - 110
4-Chloroaniline	667	349		ug/Kg		52	25 - 110
4-Chlorophenyl phenyl ether	667	491		ug/Kg		74	53 - 110
4-Nitroaniline	667	479		ug/Kg		72	50 - 110
4-Nitrophenol	667	343		ug/Kg		51	24 - 117
Acenaphthene	667	481		ug/Kg		72	46 - 110
Acenaphthylene	667	490		ug/Kg		73	47 - 110
Acetophenone	667	503		ug/Kg		75	50 - 130
Anthracene	667	496		ug/Kg		74	56 - 111
Atrazine	667	575		ug/Kg		86	50 - 130
Benzaldehyde	667	593		ug/Kg		89	10 - 130
Benzo[a]anthracene	667	490		ug/Kg		73	58 - 111
Benzo[a]pyrene	667	477		ug/Kg		72	44 - 115
Benzo[b]fluoranthene	667	504		ug/Kg		76	43 - 124
Benzo[g,h,i]perylene	667	534		ug/Kg		80	44 - 120
Benzo[k]fluoranthene	667	525		ug/Kg		79	38 - 122
Bis(2-chloroethoxy)methane	667	501		ug/Kg		75	42 - 110
Bis(2-chloroethyl)ether	667	493		ug/Kg		74	41 - 110
Bis(2-ethylhexyl) phthalate	667	537		ug/Kg		81	56 - 123

Method: 8270C - Semivolatile Organic Compounds (GC/MS) (Continued)

Lab Sample ID: LCS 240-25643/22-A
Matrix: Solid
Analysis Batch: 26044

Client Sample ID: Lab Control Sample
Prep Type: Total/NA
Prep Batch: 25643

Analyte	Spike Added	LCS Result	LCS Qualifier	Unit	D	%Rec	%Rec. Limits
Butyl benzyl phthalate	667	539		ug/Kg		81	57 - 121
Caprolactam	667	462		ug/Kg		69	50 - 130
Carbazole	667	493		ug/Kg		74	56 - 115
Chrysene	667	531		ug/Kg		80	56 - 111
Dibenz(a,h)anthracene	667	505		ug/Kg		76	45 - 122
Dibenzofuran	667	485		ug/Kg		73	50 - 110
Diethyl phthalate	667	523		ug/Kg		78	55 - 114
Dimethyl phthalate	667	509		ug/Kg		76	54 - 112
Di-n-butyl phthalate	667	524		ug/Kg		79	57 - 119
Di-n-octyl phthalate	667	551		ug/Kg		83	45 - 123
Fluoranthene	667	503		ug/Kg		75	55 - 118
Fluorene	667	499		ug/Kg		75	51 - 110
Hexachlorobenzene	667	492		ug/Kg		74	51 - 110
Hexachlorobutadiene	667	475		ug/Kg		71	39 - 110
Hexachlorocyclopentadiene	667	350		ug/Kg		52	10 - 110
Hexachloroethane	667	473		ug/Kg		71	38 - 110
Indeno[1,2,3-cd]pyrene	667	514		ug/Kg		77	45 - 121
Isophorone	667	509		ug/Kg		76	46 - 117
Naphthalene	667	491		ug/Kg		74	42 - 110
Nitrobenzene	667	508		ug/Kg		76	40 - 110
N-Nitrosodi-n-propylamine	667	517		ug/Kg		77	40 - 114
N-Nitrosodiphenylamine	667	469		ug/Kg		70	54 - 112
Pentachlorophenol	667	296		ug/Kg		44	10 - 110
Phenol	667	526		ug/Kg		79	39 - 110
Phenanthrene	667	493		ug/Kg		74	54 - 110
Pyrene	667	487		ug/Kg		73	58 - 113
3 & 4 Methylphenol	1330	1030		ug/Kg		78	40 - 110

Surrogate	*LCS %Recovery*	*LCS Qualifier*	*Limits*
2-Fluorobiphenyl (Surr)	*70*		*34 - 110*
2-Fluorophenol (Surr)	*81*		*26 - 110*
2,4,6-Tribromophenol (Surr)	*71*		*10 - 118*
Nitrobenzene-d5 (Surr)	*76*		*24 - 112*
Phenol-d5 (Surr)	*78*		*28 - 110*
Terphenyl-d14 (Surr)	*81*		*41 - 119*

Lab Sample ID: 240-6462-2 MS
Matrix: Solid
Analysis Batch: 26044

Client Sample ID: S-017324-12011-TP-163
Prep Type: Total/NA
Prep Batch: 25643

Analyte	Sample Result	Sample Qualifier	Spike Added	MS Result	MS Qualifier	Unit	D	%Rec	%Rec. Limits
1,1'-Biphenyl	530	U	715	523	J	ug/Kg	☼	73	50 - 130
2,2'-oxybis[1-chloropropane]	1100	U	715	471	J	ug/Kg	☼	66	25 - 124
2,4,5-Trichlorophenol	1600	U	715	1600	U F	ug/Kg	☼	0	32 - 112
2,4,6-Trichlorophenol	1600	U	715	1600	U	ug/Kg	☼	NC	22 - 110
2,4-Dichlorophenol	1600	U	715	1600	U F	ug/Kg	☼	0	33 - 110
2,4-Dimethylphenol	1600	U	715	509	J	ug/Kg	☼	71	19 - 114
2,4-Dinitrophenol	3500	U	715	3500	U	ug/Kg	☼	NC	10 - 110
2,4-Dinitrotoluene	2100	U	715	447	J	ug/Kg	☼	63	42 - 118

Method: 8270C - Semivolatile Organic Compounds (GC/MS) (Continued)

Lab Sample ID: 240-6462-2 MS
Matrix: Solid
Analysis Batch: 26044

Client Sample ID: S-017324-12011-TP-163
Prep Type: Total/NA
Prep Batch: 25643

Analyte	Sample Result	Sample Qualifier	Spike Added	MS Result	MS Qualifier	Unit	D	%Rec	%Rec. Limits
2,6-Dinitrotoluene	2100	U	715	495	J	ug/Kg	☼	69	28 - 137
2-Chloronaphthalene	530	U	715	518	J	ug/Kg	☼	72	40 - 110
2-Chlorophenol	530	U	715	463	J	ug/Kg	☼	65	32 - 110
2-Methylnaphthalene	71	U	715	634		ug/Kg	☼	89	10 - 200
2-Methylphenol	2100	U	715	2100	U	ug/Kg	☼	NC	19 - 124
2-Nitroaniline	2100	U	715	543	J	ug/Kg	☼	76	31 - 141
2-Nitrophenol	530	U	715	540	U F	ug/Kg	☼	0	17 - 110
3,3'-Dichlorobenzidine	1100	U	715	1100	U F	ug/Kg	☼	0	10 - 110
3-Nitroaniline	2100	U	715	449	J	ug/Kg	☼	63	24 - 110
4,6-Dinitro-2-methylphenol	1600	U	715	1600	U	ug/Kg	☼	NC	10 - 110
4-Bromophenyl phenyl ether	530	U	715	532	J	ug/Kg	☼	75	44 - 120
4-Chloro-3-methylphenol	1600	U	715	484	J	ug/Kg	☼	68	32 - 117
4-Chloroaniline	1600	U	715	186	J	ug/Kg	☼	26	11 - 110
4-Chlorophenyl phenyl ether	530	U	715	575		ug/Kg	☼	80	47 - 116
4-Nitroaniline	2100	U	715	2100	U F	ug/Kg	☼	0	23 - 124
4-Nitrophenol	3500	U	715	3500	U	ug/Kg	☼	NC	10 - 125
Acenaphthene	71	U	715	558		ug/Kg	☼	78	10 - 200
Acenaphthylene	71	U	715	538		ug/Kg	☼	75	10 - 200
Acetophenone	1100	U	715	453	J	ug/Kg	☼	63	50 - 130
Anthracene	71	U	715	587		ug/Kg	☼	82	10 - 200
Atrazine	2100	U	715	618	J	ug/Kg	☼	86	50 - 130
Benzaldehyde	1100	U	715	449	J	ug/Kg	☼	63	10 - 130
Benzo[a]anthracene	71	U	715	633		ug/Kg	☼	89	10 - 200
Benzo[a]pyrene	42	J	715	548		ug/Kg	☼	71	10 - 200
Benzo[b]fluoranthene	67	J	715	598		ug/Kg	☼	74	10 - 200
Benzo[g,h,i]perylene	71	U	715	615		ug/Kg	☼	86	10 - 200
Benzo[k]fluoranthene	71	U	715	600		ug/Kg	☼	84	10 - 200
Bis(2-chloroethoxy)methane	1100	U	715	490	J	ug/Kg	☼	69	36 - 110
Bis(2-chloroethyl)ether	1100	U	715	521	J	ug/Kg	☼	73	32 - 118
Bis(2-ethylhexyl) phthalate	530	U	715	857		ug/Kg	☼	120	10 - 200
Butyl benzyl phthalate	530	U	715	636		ug/Kg	☼	89	43 - 138
Caprolactam	3500	U	715	3500	U F	ug/Kg	☼	0	50 - 130
Carbazole	530	U	715	569		ug/Kg	☼	80	10 - 162
Chrysene	71	U	715	662		ug/Kg	☼	93	10 - 200
Dibenz(a,h)anthracene	71	U	715	627		ug/Kg	☼	88	10 - 200
Dibenzofuran	530	U	715	594		ug/Kg	☼	83	10 - 200
Diethyl phthalate	530	U	715	597		ug/Kg	☼	84	48 - 118
Dimethyl phthalate	530	U	715	552		ug/Kg	☼	77	47 - 116
Di-n-butyl phthalate	530	U	715	633		ug/Kg	☼	89	31 - 145
Di-n-octyl phthalate	530	U	715	632		ug/Kg	☼	88	10 - 182
Fluoranthene	75		715	729		ug/Kg	☼	92	10 - 200
Fluorene	71	U	715	597		ug/Kg	☼	84	10 - 187
Hexachlorobenzene	71	U	715	546		ug/Kg	☼	76	37 - 122
Hexachlorobutadiene	530	U	715	466	J	ug/Kg	☼	65	30 - 110
Hexachlorocyclopentadiene	3500	U	715	3500	U F	ug/Kg	☼	0	10 - 110
Hexachloroethane	530	U	715	422	J	ug/Kg	☼	59	13 - 110
Indeno[1,2,3-cd]pyrene	71	U	715	587		ug/Kg	☼	82	10 - 200
Isophorone	530	U	715	487	J	ug/Kg	☼	68	32 - 129
Naphthalene	71	U	715	558		ug/Kg	☼	78	10 - 200
Nitrobenzene	1100	U	715	379	J	ug/Kg	☼	53	33 - 111

Method: 8270C - Semivolatile Organic Compounds (GC/MS) (Continued)

Lab Sample ID: 240-6462-2 MS
Matrix: Solid
Analysis Batch: 26044

Client Sample ID: S-017324-12011-TP-163
Prep Type: Total/NA
Prep Batch: 25643

Analyte	Sample Result	Sample Qualifier	Spike Added	MS Result	MS Qualifier	Unit	D	%Rec	%Rec. Limits
N-Nitrosodi-n-propylamine	530	U	715	381	J	ug/Kg	☼	53	30 - 121
N-Nitrosodiphenylamine	530	U	715	521	J	ug/Kg	☼	73	10 - 169
Pentachlorophenol	1600	U	715	1600	U	ug/Kg	☼	NC	10 - 182
Phenol	530	U	715	436	J	ug/Kg	☼	61	10 - 144
Phenanthrene	71	U	715	663		ug/Kg	☼	93	10 - 200
Pyrene	87		715	627		ug/Kg	☼	75	10 - 200
3 & 4 Methylphenol	4300	U	1430	779	J	ug/Kg	☼	55	27 - 116

Surrogate	*MS %Recovery*	*MS Qualifier*	*Limits*
2-Fluorobiphenyl (Surr)	*69*		*34 - 110*
2-Fluorophenol (Surr)	*69*		*26 - 110*
2,4,6-Tribromophenol (Surr)	*33*		*10 - 118*
Nitrobenzene-d5 (Surr)	*59*		*24 - 112*
Phenol-d5 (Surr)	*68*		*28 - 110*
Terphenyl-d14 (Surr)	*86*		*41 - 119*

Lab Sample ID: 240-6462-2 MSD
Matrix: Solid
Analysis Batch: 26044

Client Sample ID: S-017324-12011-TP-163
Prep Type: Total/NA
Prep Batch: 25643

Analyte	Sample Result	Sample Qualifier	Spike Added	MSD Result	MSD Qualifier	Unit	D	%Rec	%Rec. Limits	RPD	RPD Limit
1,1'-Biphenyl	530	U	715	611		ug/Kg	☼	86	50 - 130	16	30
2,2'-oxybis[1-chloropropane]	1100	U	715	544	J	ug/Kg	☼	76	25 - 124	14	30
2,4,5-Trichlorophenol	1600	U	715	310	J	ug/Kg	☼	43	32 - 112	NC	30
2,4,6-Trichlorophenol	1600	U	715	1600	U	ug/Kg	☼	NC	22 - 110	NC	30
2,4-Dichlorophenol	1600	U	715	1600	U F	ug/Kg	☼	0	33 - 110	NC	30
2,4-Dimethylphenol	1600	U	715	567	J	ug/Kg	☼	79	19 - 114	11	30
2,4-Dinitrophenol	3500	U	715	3500	U	ug/Kg	☼	NC	10 - 110	NC	30
2,4-Dinitrotoluene	2100	U	715	484	J	ug/Kg	☼	68	42 - 118	8	30
2,6-Dinitrotoluene	2100	U	715	507	J	ug/Kg	☼	71	28 - 137	2	30
2-Chloronaphthalene	530	U	715	573		ug/Kg	☼	80	40 - 110	10	30
2-Chlorophenol	530	U	715	513	J	ug/Kg	☼	72	32 - 110	10	30
2-Methylnaphthalene	71	U	715	1040	F	ug/Kg	☼	146	10 - 200	49	30
2-Methylphenol	2100	U	715	2100	U	ug/Kg	☼	NC	19 - 124	NC	30
2-Nitroaniline	2100	U	715	508	J	ug/Kg	☼	71	31 - 141	7	30
2-Nitrophenol	530	U	715	540	U F	ug/Kg	☼	0	17 - 110	NC	30
3,3'-Dichlorobenzidine	1100	U	715	319	J	ug/Kg	☼	45	10 - 110	NC	30
3-Nitroaniline	2100	U	715	422	J	ug/Kg	☼	59	24 - 110	6	30
4,6-Dinitro-2-methylphenol	1600	U	715	1600	U	ug/Kg	☼	NC	10 - 110	NC	30
4-Bromophenyl phenyl ether	530	U	715	577		ug/Kg	☼	81	44 - 120	8	30
4-Chloro-3-methylphenol	1600	U	715	496	J	ug/Kg	☼	69	32 - 117	3	30
4-Chloroaniline	1600	U	715	360	J F	ug/Kg	☼	50	11 - 110	64	30
4-Chlorophenyl phenyl ether	530	U	715	606		ug/Kg	☼	85	47 - 116	5	30
4-Nitroaniline	2100	U	715	2100	U F	ug/Kg	☼	0	23 - 124	NC	30
4-Nitrophenol	3500	U	715	3500	U	ug/Kg	☼	NC	10 - 125	NC	30
Acenaphthene	71	U	715	569		ug/Kg	☼	80	10 - 200	2	30
Acenaphthylene	71	U	715	576		ug/Kg	☼	81	10 - 200	7	30
Acetophenone	1100	U	715	521	J	ug/Kg	☼	73	50 - 130	14	30
Anthracene	71	U	715	586		ug/Kg	☼	82	10 - 200	0	30

Method: 8270C - Semivolatile Organic Compounds (GC/MS) (Continued)

Lab Sample ID: 240-6462-2 MSD
Matrix: Solid
Analysis Batch: 26044

Client Sample ID: S-017324-12011-TP-163
Prep Type: Total/NA
Prep Batch: 25643

Analyte	Sample Result	Sample Qualifier	Spike Added	MSD Result	MSD Qualifier	Unit	D	%Rec	%Rec. Limits	RPD	RPD Limit
Atrazine	2100	U	715	631	J	ug/Kg	☼	88	50 - 130	2	30
Benzaldehyde	1100	U	715	538	J	ug/Kg	☼	75	10 - 130	18	30
Benzo[a]anthracene	71	U	715	639		ug/Kg	☼	89	10 - 200	1	30
Benzo[a]pyrene	42	J	715	585		ug/Kg	☼	76	10 - 200	6	30
Benzo[b]fluoranthene	67	J	715	643		ug/Kg	☼	81	10 - 200	7	30
Benzo[g,h,i]perylene	71	U	715	647		ug/Kg	☼	91	10 - 200	5	30
Benzo[k]fluoranthene	71	U	715	645		ug/Kg	☼	90	10 - 200	7	30
Bis(2-chloroethoxy)methane	1100	U	715	556	J	ug/Kg	☼	78	36 - 110	13	30
Bis(2-chloroethyl)ether	1100	U	715	577	J	ug/Kg	☼	81	32 - 118	10	30
Bis(2-ethylhexyl) phthalate	530	U	715	779		ug/Kg	☼	109	10 - 200	10	30
Butyl benzyl phthalate	530	U	715	626		ug/Kg	☼	88	43 - 138	2	30
Caprolactam	3500	U	715	3500	U F	ug/Kg	☼	0	50 - 130	NC	30
Carbazole	530	U	715	588		ug/Kg	☼	82	10 - 162	3	30
Chrysene	71	U	715	715		ug/Kg	☼	100	10 - 200	8	30
Dibenz(a,h)anthracene	71	U	715	642		ug/Kg	☼	90	10 - 200	2	30
Dibenzofuran	530	U	715	688		ug/Kg	☼	96	10 - 200	15	30
Diethyl phthalate	530	U	715	635		ug/Kg	☼	89	48 - 118	6	30
Dimethyl phthalate	530	U	715	596		ug/Kg	☼	83	47 - 116	8	30
Di-n-butyl phthalate	530	U	715	615		ug/Kg	☼	86	31 - 145	3	30
Di-n-octyl phthalate	530	U	715	667		ug/Kg	☼	93	10 - 182	5	30
Fluoranthene	75		715	772		ug/Kg	☼	98	10 - 200	6	30
Fluorene	71	U	715	618		ug/Kg	☼	86	10 - 187	3	30
Hexachlorobenzene	71	U	715	560		ug/Kg	☼	78	37 - 122	2	30
Hexachlorobutadiene	530	U	715	534	J	ug/Kg	☼	75	30 - 110	14	30
Hexachlorocyclopentadiene	3500	U	715	3500	U F	ug/Kg	☼	0	10 - 110	NC	30
Hexachloroethane	530	U	715	481	J	ug/Kg	☼	67	13 - 110	13	30
Indeno[1,2,3-cd]pyrene	71	U	715	594		ug/Kg	☼	83	10 - 200	1	30
Isophorone	530	U	715	512	J	ug/Kg	☼	72	32 - 129	5	30
Naphthalene	71	U	715	807	F	ug/Kg	☼	113	10 - 200	37	30
Nitrobenzene	1100	U	715	429	J	ug/Kg	☼	60	33 - 111	12	30
N-Nitrosodi-n-propylamine	530	U	715	428	J	ug/Kg	☼	60	30 - 121	12	30
N-Nitrosodiphenylamine	530	U	715	631		ug/Kg	☼	88	10 - 169	19	30
Pentachlorophenol	1600	U	715	1600	U	ug/Kg	☼	NC	10 - 182	NC	30
Phenol	530	U	715	499	J	ug/Kg	☼	70	10 - 144	14	30
Phenanthrene	71	U	715	793		ug/Kg	☼	111	10 - 200	18	30
Pyrene	87		715	686		ug/Kg	☼	84	10 - 200	9	30
3 & 4 Methylphenol	4300	U	1430	643	J	ug/Kg	☼	45	27 - 116	19	30

Surrogate	*MSD %Recovery*	*MSD Qualifier*	*Limits*
2-Fluorobiphenyl (Surr)	*74*		*34 - 110*
2-Fluorophenol (Surr)	*77*		*26 - 110*
2,4,6-Tribromophenol (Surr)	*32*		*10 - 118*
Nitrobenzene-d5 (Surr)	*68*		*24 - 112*
Phenol-d5 (Surr)	*72*		*28 - 110*
Terphenyl-d14 (Surr)	*87*		*41 - 119*

Method: 8015B - Gasoline Range Organics - (GC)

Lab Sample ID: MB 240-25517/1-A
Matrix: Solid
Analysis Batch: 25884

Client Sample ID: Method Blank
Prep Type: Total/NA
Prep Batch: 25517

Analyte	MB Result	MB Qualifier	RL	MDL	Unit	D	Prepared	Analyzed	Dil Fac
C6-C10	5000	U	5000	1700	ug/Kg		12/05/11 10:04	12/07/11 18:11	1

Surrogate	*MB %Recovery*	*MB Qualifier*	*Limits*	*Prepared*	*Analyzed*	*Dil Fac*
Trifluorotoluene (Surr)	*106*		*10 - 150*	*12/05/11 10:04*	*12/07/11 18:11*	*1*

Lab Sample ID: LCS 240-25517/2-A
Matrix: Solid
Analysis Batch: 25884

Client Sample ID: Lab Control Sample
Prep Type: Total/NA
Prep Batch: 25517

Analyte			Spike Added	LCS Result	LCS Qualifier	Unit	D	%Rec	%Rec. Limits		
C6-C10			40000	41700		ug/Kg		104	60 - 142		

Surrogate	*LCS %Recovery*	*LCS Qualifier*	*Limits*
Trifluorotoluene (Surr)	*124*		*10 - 150*

Lab Sample ID: MB 240-26596/6
Matrix: Solid
Analysis Batch: 26596

Client Sample ID: Method Blank
Prep Type: Total/NA

Analyte	MB Result	MB Qualifier	RL	MDL	Unit	D	Prepared	Analyzed	Dil Fac
C6-C10	100	U	100	46	ug/Kg			12/13/11 12:12	1

Surrogate	*MB %Recovery*	*MB Qualifier*	*Limits*	*Prepared*	*Analyzed*	*Dil Fac*
Trifluorotoluene (Surr)	*99*		*10 - 150*		*12/13/11 12:12*	*1*

Lab Sample ID: LCS 240-26596/7
Matrix: Solid
Analysis Batch: 26596

Client Sample ID: Lab Control Sample
Prep Type: Total/NA

Analyte			Spike Added	LCS Result	LCS Qualifier	Unit	D	%Rec	%Rec. Limits		
C6-C10			800	774		ug/Kg		97	60 - 142		

Surrogate	*LCS %Recovery*	*LCS Qualifier*	*Limits*
Trifluorotoluene (Surr)	*102*		*10 - 150*

Lab Sample ID: 240-6462-2 MS
Matrix: Solid
Analysis Batch: 26596

Client Sample ID: S-017324-12011-TP-163
Prep Type: Total/NA
Prep Batch: 26644

Analyte	Sample Result	Sample Qualifier	Spike Added	MS Result	MS Qualifier	Unit	D	%Rec	%Rec. Limits		
C6-C10	33	J	317	135		ug/Kg	☼	32	10 - 142		

Surrogate	*MS %Recovery*	*MS Qualifier*	*Limits*
Trifluorotoluene (Surr)	*102*		*10 - 150*

Method: 8015B - Gasoline Range Organics - (GC) (Continued)

Lab Sample ID: 240-6462-2 MSD — **Client Sample ID: S-017324-12011-TP-163**
Matrix: Solid — **Prep Type: Total/NA**
Analysis Batch: 26596 — **Prep Batch: 26644**

Analyte	Sample Result	Sample Qualifier	Spike Added	MSD Result	MSD Qualifier	Unit	D	%Rec	%Rec. Limits	RPD	RPD Limit
C6-C10	33	J	625	543	F	ug/Kg	☼	82	10 - 142	120	94

Surrogate	*MSD %Recovery*	*MSD Qualifier*	*Limits*
Trifluorotoluene (Surr)	*101*		*10 - 150*

Method: 8015B - Diesel Range Organics (DRO) (GC)

Lab Sample ID: MB 240-25622/13-A — **Client Sample ID: Method Blank**
Matrix: Solid — **Prep Type: Total/NA**
Analysis Batch: 26029 — **Prep Batch: 25622**

Analyte	MB Result	MB Qualifier	RL	MDL	Unit	D	Prepared	Analyzed	Dil Fac
C10-C20	17	U	17	9.3	mg/Kg		12/06/11 08:16	12/08/11 15:14	1
C20-C34	9.30	J	17	9.3	mg/Kg		12/06/11 08:16	12/08/11 15:14	1

Surrogate	*MB %Recovery*	*MB Qualifier*	*Limits*	*Prepared*	*Analyzed*	*Dil Fac*
n-Nonane	*46*		*10 - 110*	*12/06/11 08:16*	*12/08/11 15:14*	*1*

Lab Sample ID: LCS 240-25622/14-A — **Client Sample ID: Lab Control Sample**
Matrix: Solid — **Prep Type: Total/NA**
Analysis Batch: 26029 — **Prep Batch: 25622**

Analyte	Spike Added	LCS Result	LCS Qualifier	Unit	D	%Rec	%Rec. Limits
Diesel	83.3	62.0		mg/Kg		74	47 - 138

Surrogate	*LCS %Recovery*	*LCS Qualifier*	*Limits*
n-Nonane	*41*		*10 - 110*

Lab Sample ID: 240-6462-2 MS — **Client Sample ID: S-017324-12011-TP-163**
Matrix: Solid — **Prep Type: Total/NA**
Analysis Batch: 26457 — **Prep Batch: 25622**

Analyte	Sample Result	Sample Qualifier	Spike Added	MS Result	MS Qualifier	Unit	D	%Rec	%Rec. Limits
Diesel	610		89.4	354	4	mg/Kg	☼	-286	10 - 199

Surrogate	*MS %Recovery*	*MS Qualifier*	*Limits*
n-Nonane	*44*		*10 - 110*

Lab Sample ID: 240-6462-2 MSD — **Client Sample ID: S-017324-12011-TP-163**
Matrix: Solid — **Prep Type: Total/NA**
Analysis Batch: 26457 — **Prep Batch: 25622**

Analyte	Sample Result	Sample Qualifier	Spike Added	MSD Result	MSD Qualifier	Unit	D	%Rec	%Rec. Limits	RPD	RPD Limit
Diesel	610		89.2	750	4 F	mg/Kg	☼	158	10 - 199	72	30

Surrogate	*MSD %Recovery*	*MSD Qualifier*	*Limits*
n-Nonane	*37*		*10 - 110*

Method: 8082 - Polychlorinated Biphenyls (PCBs) by Gas Chromatography

Lab Sample ID: MB 240-25813/24-A
Matrix: Solid
Analysis Batch: 26154

Client Sample ID: Method Blank
Prep Type: Total/NA
Prep Batch: 25813

Analyte	MB Result	MB Qualifier	RL	MDL	Unit	D	Prepared	Analyzed	Dil Fac
Aroclor-1016	33	U	33	21	ug/Kg		12/07/11 08:48	12/12/11 04:22	1
Aroclor-1221	33	U	33	16	ug/Kg		12/07/11 08:48	12/12/11 04:22	1
Aroclor-1232	33	U	33	14	ug/Kg		12/07/11 08:48	12/12/11 04:22	1
Aroclor-1242	33	U	33	13	ug/Kg		12/07/11 08:48	12/12/11 04:22	1
Aroclor-1248	33	U	33	17	ug/Kg		12/07/11 08:48	12/12/11 04:22	1
Aroclor-1254	33	U	33	17	ug/Kg		12/07/11 08:48	12/12/11 04:22	1
Aroclor-1260	33	U	33	17	ug/Kg		12/07/11 08:48	12/12/11 04:22	1

Surrogate	*MB %Recovery*	*MB Qualifier*	*Limits*	*Prepared*	*Analyzed*	*Dil Fac*
Tetrachloro-m-xylene	*76*		*29 - 151*	*12/07/11 08:48*	*12/12/11 04:22*	*1*
DCB Decachlorobiphenyl	*80*		*14 - 163*	*12/07/11 08:48*	*12/12/11 04:22*	*1*

Lab Sample ID: LCS 240-25813/23-A
Matrix: Solid
Analysis Batch: 26154

Client Sample ID: Lab Control Sample
Prep Type: Total/NA
Prep Batch: 25813

Analyte	Spike Added	LCS Result	LCS Qualifier	Unit	D	%Rec	%Rec. Limits
Aroclor-1016	333	284		ug/Kg		85	62 - 120
Aroclor-1260	333	285		ug/Kg		86	56 - 122

Surrogate	*LCS %Recovery*	*LCS Qualifier*	*Limits*
Tetrachloro-m-xylene	*74*		*29 - 151*
DCB Decachlorobiphenyl	*78*		*14 - 163*

Lab Sample ID: MB 240-26007/22-A
Matrix: Solid
Analysis Batch: 26379

Client Sample ID: Method Blank
Prep Type: Total/NA
Prep Batch: 26007

Analyte	MB Result	MB Qualifier	RL	MDL	Unit	D	Prepared	Analyzed	Dil Fac
Aroclor-1016	33	U	33	21	ug/Kg		12/08/11 08:35	12/12/11 12:46	1
Aroclor-1221	33	U	33	16	ug/Kg		12/08/11 08:35	12/12/11 12:46	1
Aroclor-1232	33	U	33	14	ug/Kg		12/08/11 08:35	12/12/11 12:46	1
Aroclor-1242	33	U	33	13	ug/Kg		12/08/11 08:35	12/12/11 12:46	1
Aroclor-1248	33	U	33	17	ug/Kg		12/08/11 08:35	12/12/11 12:46	1
Aroclor-1254	33	U	33	17	ug/Kg		12/08/11 08:35	12/12/11 12:46	1
Aroclor-1260	33	U	33	17	ug/Kg		12/08/11 08:35	12/12/11 12:46	1

Surrogate	*MB %Recovery*	*MB Qualifier*	*Limits*	*Prepared*	*Analyzed*	*Dil Fac*
Tetrachloro-m-xylene	*92*		*29 - 151*	*12/08/11 08:35*	*12/12/11 12:46*	*1*
DCB Decachlorobiphenyl	*70*		*14 - 163*	*12/08/11 08:35*	*12/12/11 12:46*	*1*

Lab Sample ID: LCS 240-26007/23-A
Matrix: Solid
Analysis Batch: 26379

Client Sample ID: Lab Control Sample
Prep Type: Total/NA
Prep Batch: 26007

Analyte	Spike Added	LCS Result	LCS Qualifier	Unit	D	%Rec	%Rec. Limits
Aroclor-1016	333	297		ug/Kg		89	62 - 120
Aroclor-1260	333	271		ug/Kg		81	56 - 122

Method: 8082 - Polychlorinated Biphenyls (PCBs) by Gas Chromatography (Continued)

Lab Sample ID: LCS 240-26007/23-A
Matrix: Solid
Analysis Batch: 26379

Client Sample ID: Lab Control Sample
Prep Type: Total/NA
Prep Batch: 26007

Surrogate	LCS %Recovery	LCS Qualifier	Limits
Tetrachloro-m-xylene	*98*		*29 - 151*
DCB Decachlorobiphenyl	*74*		*14 - 163*

Method: 6010B - Metals (ICP)

Lab Sample ID: MB 240-25689/1-A
Matrix: Solid
Analysis Batch: 26136

Client Sample ID: Method Blank
Prep Type: Total/NA
Prep Batch: 25689

Analyte	MB Result	MB Qualifier	RL	MDL	Unit	D	Prepared	Analyzed	Dil Fac
Aluminum	20	U	20	9.6	mg/Kg		12/06/11 10:25	12/08/11 16:30	1
Antimony	1.0	U	1.0	0.39	mg/Kg		12/06/11 10:25	12/08/11 16:30	1
Barium	0.0985	J	20	0.071	mg/Kg		12/06/11 10:25	12/08/11 16:30	1
Beryllium	0.50	U	0.50	0.043	mg/Kg		12/06/11 10:25	12/08/11 16:30	1
Calcium	19.8	J	500	16	mg/Kg		12/06/11 10:25	12/08/11 16:30	1
Cadmium	0.20	U	0.20	0.036	mg/Kg		12/06/11 10:25	12/08/11 16:30	1
Cobalt	5.0	U	5.0	0.16	mg/Kg		12/06/11 10:25	12/08/11 16:30	1
Chromium	0.50	U	0.50	0.20	mg/Kg		12/06/11 10:25	12/08/11 16:30	1
Copper	2.5	U	2.5	0.74	mg/Kg		12/06/11 10:25	12/08/11 16:30	1
Iron	10	U	10	4.9	mg/Kg		12/06/11 10:25	12/08/11 16:30	1
Potassium	19.7	J	500	6.2	mg/Kg		12/06/11 10:25	12/08/11 16:30	1
Magnesium	22.3	J	500	5.1	mg/Kg		12/06/11 10:25	12/08/11 16:30	1
Manganese	0.0829	J	1.5	0.074	mg/Kg		12/06/11 10:25	12/08/11 16:30	1
Silver	0.50	U	0.50	0.10	mg/Kg		12/06/11 10:25	12/08/11 16:30	1
Sodium	500	U	500	66	mg/Kg		12/06/11 10:25	12/08/11 16:30	1
Nickel	4.0	U	4.0	0.27	mg/Kg		12/06/11 10:25	12/08/11 16:30	1
Vanadium	0.173	J	5.0	0.12	mg/Kg		12/06/11 10:25	12/08/11 16:30	1
Zinc	2.0	U	2.0	1.0	mg/Kg		12/06/11 10:25	12/08/11 16:30	1
Arsenic	1.0	U	1.0	0.30	mg/Kg		12/06/11 10:25	12/08/11 16:30	1
Lead	0.30	U	0.30	0.19	mg/Kg		12/06/11 10:25	12/08/11 16:30	1
Selenium	0.50	U	0.50	0.45	mg/Kg		12/06/11 10:25	12/08/11 16:30	1
Thallium	1.0	U	1.0	0.55	mg/Kg		12/06/11 10:25	12/08/11 16:30	1

Lab Sample ID: LCS 240-25689/2-A
Matrix: Solid
Analysis Batch: 26136

Client Sample ID: Lab Control Sample
Prep Type: Total/NA
Prep Batch: 25689

Analyte	Spike Added	LCS Result	LCS Qualifier	Unit	D	%Rec	%Rec. Limits
Aluminum	200	193		mg/Kg		96	80 - 120
Antimony	50.0	46.4		mg/Kg		93	80 - 120
Barium	200	198		mg/Kg		99	80 - 120
Beryllium	5.00	4.79		mg/Kg		96	80 - 120
Calcium	5000	4860		mg/Kg		97	80 - 120
Cadmium	5.00	4.82		mg/Kg		96	80 - 120
Cobalt	50.0	47.3		mg/Kg		95	80 - 120
Chromium	20.0	19.2		mg/Kg		96	80 - 120
Copper	25.0	23.6		mg/Kg		94	80 - 120
Iron	100	102		mg/Kg		102	80 - 120
Potassium	5000	4870		mg/Kg		97	80 - 120

Method: 6010B - Metals (ICP) (Continued)

Lab Sample ID: LCS 240-25689/2-A
Matrix: Solid
Analysis Batch: 26136

Client Sample ID: Lab Control Sample
Prep Type: Total/NA
Prep Batch: 25689

Analyte	Spike Added	LCS Result	LCS Qualifier	Unit	D	%Rec	%Rec. Limits
Magnesium	5000	4810		mg/Kg		96	80 - 120
Manganese	50.0	48.1		mg/Kg		96	80 - 120
Silver	5.00	4.85		mg/Kg		97	80 - 120
Sodium	5000	4840		mg/Kg		97	80 - 120
Nickel	50.0	47.5		mg/Kg		95	80 - 120
Vanadium	50.0	47.4		mg/Kg		95	80 - 120
Zinc	50.0	49.0		mg/Kg		98	80 - 120
Arsenic	200	185		mg/Kg		92	80 - 120
Lead	50.0	48.0		mg/Kg		96	80 - 120
Selenium	200	188		mg/Kg		94	80 - 120
Thallium	200	184		mg/Kg		92	80 - 120

Lab Sample ID: MB 240-25698/1-A
Matrix: Solid
Analysis Batch: 26136

Client Sample ID: Method Blank
Prep Type: Total/NA
Prep Batch: 25698

Analyte	MB Result	MB Qualifier	RL	MDL	Unit	D	Prepared	Analyzed	Dil Fac
Antimony	1.0	U	1.0	0.39	mg/Kg		12/06/11 10:47	12/08/11 19:39	1
Barium	0.103	J	20	0.071	mg/Kg		12/06/11 10:47	12/08/11 19:39	1
Beryllium	0.50	U	0.50	0.043	mg/Kg		12/06/11 10:47	12/08/11 19:39	1
Calcium	23.2	J	500	16	mg/Kg		12/06/11 10:47	12/08/11 19:39	1
Cadmium	0.20	U	0.20	0.036	mg/Kg		12/06/11 10:47	12/08/11 19:39	1
Cobalt	5.0	U	5.0	0.16	mg/Kg		12/06/11 10:47	12/08/11 19:39	1
Chromium	0.50	U	0.50	0.20	mg/Kg		12/06/11 10:47	12/08/11 19:39	1
Copper	2.5	U	2.5	0.74	mg/Kg		12/06/11 10:47	12/08/11 19:39	1
Iron	9.40	J	10	4.9	mg/Kg		12/06/11 10:47	12/08/11 19:39	1
Potassium	21.8	J	500	6.2	mg/Kg		12/06/11 10:47	12/08/11 19:39	1
Magnesium	23.0	J	500	5.1	mg/Kg		12/06/11 10:47	12/08/11 19:39	1
Manganese	0.124	J	1.5	0.074	mg/Kg		12/06/11 10:47	12/08/11 19:39	1
Silver	0.50	U	0.50	0.10	mg/Kg		12/06/11 10:47	12/08/11 19:39	1
Sodium	500	U	500	66	mg/Kg		12/06/11 10:47	12/08/11 19:39	1
Nickel	4.0	U	4.0	0.27	mg/Kg		12/06/11 10:47	12/08/11 19:39	1
Vanadium	0.136	J	5.0	0.12	mg/Kg		12/06/11 10:47	12/08/11 19:39	1
Zinc	2.0	U	2.0	1.0	mg/Kg		12/06/11 10:47	12/08/11 19:39	1
Arsenic	1.0	U	1.0	0.30	mg/Kg		12/06/11 10:47	12/08/11 19:39	1
Lead	0.30	U	0.30	0.19	mg/Kg		12/06/11 10:47	12/08/11 19:39	1
Selenium	0.50	U	0.50	0.45	mg/Kg		12/06/11 10:47	12/08/11 19:39	1
Thallium	1.0	U	1.0	0.55	mg/Kg		12/06/11 10:47	12/08/11 19:39	1

Lab Sample ID: MB 240-25698/1-A
Matrix: Solid
Analysis Batch: 26402

Client Sample ID: Method Blank
Prep Type: Total/NA
Prep Batch: 25698

Analyte	MB Result	MB Qualifier	RL	MDL	Unit	D	Prepared	Analyzed	Dil Fac
Aluminum	20	U	20	9.6	mg/Kg		12/06/11 10:47	12/09/11 14:12	1

Method: 6010B - Metals (ICP) (Continued)

Lab Sample ID: LCS 240-25698/2-A
Matrix: Solid
Analysis Batch: 26136

Client Sample ID: Lab Control Sample
Prep Type: Total/NA
Prep Batch: 25698

Analyte	Spike Added	LCS Result	LCS Qualifier	Unit	D	%Rec	%Rec. Limits
Antimony	50.0	46.7		mg/Kg		93	80 - 120
Barium	200	200		mg/Kg		100	80 - 120
Beryllium	5.00	4.82		mg/Kg		96	80 - 120
Calcium	5000	4810		mg/Kg		96	80 - 120
Cadmium	5.00	4.84		mg/Kg		97	80 - 120
Cobalt	50.0	47.6		mg/Kg		95	80 - 120
Chromium	20.0	19.4		mg/Kg		97	80 - 120
Copper	25.0	23.7		mg/Kg		95	80 - 120
Iron	100	102		mg/Kg		102	80 - 120
Potassium	5000	5060		mg/Kg		101	80 - 120
Magnesium	5000	4800		mg/Kg		96	80 - 120
Manganese	50.0	48.2		mg/Kg		96	80 - 120
Silver	5.00	4.92		mg/Kg		98	80 - 120
Sodium	5000	4880		mg/Kg		98	80 - 120
Nickel	50.0	47.9		mg/Kg		96	80 - 120
Vanadium	50.0	47.8		mg/Kg		96	80 - 120
Zinc	50.0	48.8		mg/Kg		98	80 - 120
Arsenic	200	185		mg/Kg		93	80 - 120
Lead	50.0	48.4		mg/Kg		97	80 - 120
Selenium	200	189		mg/Kg		95	80 - 120
Thallium	200	184		mg/Kg		92	80 - 120

Lab Sample ID: LCS 240-25698/2-A
Matrix: Solid
Analysis Batch: 26402

Client Sample ID: Lab Control Sample
Prep Type: Total/NA
Prep Batch: 25698

Analyte	Spike Added	LCS Result	LCS Qualifier	Unit	D	%Rec	%Rec. Limits
Aluminum	200	192		mg/Kg		96	80 - 120

Method: 7471A - Mercury (CVAA)

Lab Sample ID: MB 240-25678/1-A
Matrix: Solid
Analysis Batch: 25838

Client Sample ID: Method Blank
Prep Type: Total/NA
Prep Batch: 25678

Analyte	MB Result	MB Qualifier	RL	MDL	Unit	D	Prepared	Analyzed	Dil Fac
Mercury	0.10	U	0.10	0.015	mg/Kg		12/06/11 14:00	12/06/11 15:43	1

Lab Sample ID: LCS 240-25678/2-A
Matrix: Solid
Analysis Batch: 25838

Client Sample ID: Lab Control Sample
Prep Type: Total/NA
Prep Batch: 25678

Analyte	Spike Added	LCS Result	LCS Qualifier	Unit	D	%Rec	%Rec. Limits
Mercury	0.833	0.903		mg/Kg		108	73 - 121

Client: Conestoga-Rovers & Associates, Inc.
Project/Site: 17324-T07, RACER Former MTM

TestAmerica Job ID: 240-6462-1

Method: 7471A - Mercury (CVAA) (Continued)

Lab Sample ID: MB 240-25700/1-A
Matrix: Solid
Analysis Batch: 25838

Client Sample ID: Method Blank
Prep Type: Total/NA
Prep Batch: 25700

Analyte	MB Result	MB Qualifier	RL	MDL	Unit	D	Prepared	Analyzed	Dil Fac
Mercury	0.10	U	0.10	0.015	mg/Kg		12/06/11 14:00	12/06/11 16:20	1

Lab Sample ID: LCS 240-25700/2-A
Matrix: Solid
Analysis Batch: 25838

Client Sample ID: Lab Control Sample
Prep Type: Total/NA
Prep Batch: 25700

Analyte	Spike Added	LCS Result	LCS Qualifier	Unit	D	%Rec	%Rec. Limits
Mercury	0.833	0.922		mg/Kg		111	73 - 121

GC/MS VOA

Prep Batch: 25704

Lab Sample ID	Client Sample ID	Prep Type	Matrix	Method	Prep Batch
240-6462-24	S-017324-12011-TP-185	Total/NA	Solid	5035	
LCS 240-25704/2-A	Lab Control Sample	Total/NA	Solid	5035	
MB 240-25704/1-A	Method Blank	Total/NA	Solid	5035	

Prep Batch: 25954

Lab Sample ID	Client Sample ID	Prep Type	Matrix	Method	Prep Batch
240-6462-16	S-017324-12011-TP-177	Total/NA	Solid	5035	
240-6462-17	S-017324-12011-TP-178	Total/NA	Solid	5035	
240-6462-25	S-017324-12011-TP-186	Total/NA	Solid	5035	
240-6462-29	S-017324-12011-TP-190	Total/NA	Solid	5035	
240-6462-30	S-017324-12011-TP-191	Total/NA	Solid	5035	
240-6462-31	S-017324-12011-TP-192	Total/NA	Solid	5035	

Prep Batch: 26060

Lab Sample ID	Client Sample ID	Prep Type	Matrix	Method	Prep Batch
240-6462-28	S-017324-12011-TP-189	Total/NA	Solid	5035	

Analysis Batch: 26190

Lab Sample ID	Client Sample ID	Prep Type	Matrix	Method	Prep Batch
240-6462-16	S-017324-12011-TP-177	Total/NA	Solid	8260B	25954
240-6462-17	S-017324-12011-TP-178	Total/NA	Solid	8260B	25954
240-6462-25	S-017324-12011-TP-186	Total/NA	Solid	8260B	25954
240-6462-29	S-017324-12011-TP-190	Total/NA	Solid	8260B	25954
240-6462-30	S-017324-12011-TP-191	Total/NA	Solid	8260B	25954
240-6462-31	S-017324-12011-TP-192	Total/NA	Solid	8260B	25954
LCS 240-26190/5	Lab Control Sample	Total/NA	Solid	8260B	
MB 240-26190/6	Method Blank	Total/NA	Solid	8260B	

Analysis Batch: 26427

Lab Sample ID	Client Sample ID	Prep Type	Matrix	Method	Prep Batch
240-6462-24	S-017324-12011-TP-185	Total/NA	Solid	8260B	25704
LCS 240-25704/2-A	Lab Control Sample	Total/NA	Solid	8260B	25704
MB 240-25704/1-A	Method Blank	Total/NA	Solid	8260B	25704

Analysis Batch: 26540

Lab Sample ID	Client Sample ID	Prep Type	Matrix	Method	Prep Batch
240-6462-28	S-017324-12011-TP-189	Total/NA	Solid	8260B	26060
LCS 240-26540/5	Lab Control Sample	Total/NA	Solid	8260B	
MB 240-26540/6	Method Blank	Total/NA	Solid	8260B	

GC/MS Semi VOA

Prep Batch: 25631

Lab Sample ID	Client Sample ID	Prep Type	Matrix	Method	Prep Batch
240-6462-14	S-017324-12011-TP-175	Total/NA	Solid	3540C	
240-6462-16	S-017324-12011-TP-177	Total/NA	Solid	3540C	
240-6462-17	S-017324-12011-TP-178	Total/NA	Solid	3540C	
240-6462-24	S-017324-12011-TP-185	Total/NA	Solid	3540C	
240-6462-25	S-017324-12011-TP-186	Total/NA	Solid	3540C	
240-6462-28	S-017324-12011-TP-189	Total/NA	Solid	3540C	
240-6462-29	S-017324-12011-TP-190	Total/NA	Solid	3540C	
240-6462-30	S-017324-12011-TP-191	Total/NA	Solid	3540C	

GC/MS Semi VOA (Continued)

Prep Batch: 25631 (Continued)

Lab Sample ID	Client Sample ID	Prep Type	Matrix	Method	Prep Batch
240-6462-31	S-017324-12011-TP-192	Total/NA	Solid	3540C	
LCS 240-25631/24-A	Lab Control Sample	Total/NA	Solid	3540C	
MB 240-25631/23-A	Method Blank	Total/NA	Solid	3540C	

Prep Batch: 25643

Lab Sample ID	Client Sample ID	Prep Type	Matrix	Method	Prep Batch
240-6462-1	S-017324-12011-TP-162	Total/NA	Solid	3540C	
240-6462-2	S-017324-12011-TP-163	Total/NA	Solid	3540C	
240-6462-2 MS	S-017324-12011-TP-163	Total/NA	Solid	3540C	
240-6462-2 MSD	S-017324-12011-TP-163	Total/NA	Solid	3540C	
240-6462-5	S-017324-12011-TP-166	Total/NA	Solid	3540C	
240-6462-6	S-017324-12011-TP-167	Total/NA	Solid	3540C	
240-6462-7	S-017324-12011-TP-168	Total/NA	Solid	3540C	
240-6462-8	S-017324-12011-TP-169	Total/NA	Solid	3540C	
240-6462-10	S-017324-12011-TP-171	Total/NA	Solid	3540C	
240-6462-11	S-017324-12011-TP-172	Total/NA	Solid	3540C	
240-6462-13	S-017324-12011-TP-174	Total/NA	Solid	3540C	
LCS 240-25643/22-A	Lab Control Sample	Total/NA	Solid	3540C	
MB 240-25643/21-A	Method Blank	Total/NA	Solid	3540C	

Analysis Batch: 26044

Lab Sample ID	Client Sample ID	Prep Type	Matrix	Method	Prep Batch
240-6462-1	S-017324-12011-TP-162	Total/NA	Solid	8270C	25643
240-6462-2	S-017324-12011-TP-163	Total/NA	Solid	8270C	25643
240-6462-2 MS	S-017324-12011-TP-163	Total/NA	Solid	8270C	25643
240-6462-2 MSD	S-017324-12011-TP-163	Total/NA	Solid	8270C	25643
240-6462-5	S-017324-12011-TP-166	Total/NA	Solid	8270C	25643
240-6462-6	S-017324-12011-TP-167	Total/NA	Solid	8270C	25643
240-6462-7	S-017324-12011-TP-168	Total/NA	Solid	8270C	25643
240-6462-8	S-017324-12011-TP-169	Total/NA	Solid	8270C	25643
240-6462-10	S-017324-12011-TP-171	Total/NA	Solid	8270C	25643
240-6462-11	S-017324-12011-TP-172	Total/NA	Solid	8270C	25643
240-6462-13	S-017324-12011-TP-174	Total/NA	Solid	8270C	25643
LCS 240-25643/22-A	Lab Control Sample	Total/NA	Solid	8270C	25643
MB 240-25643/21-A	Method Blank	Total/NA	Solid	8270C	25643

Analysis Batch: 26096

Lab Sample ID	Client Sample ID	Prep Type	Matrix	Method	Prep Batch
240-6462-14	S-017324-12011-TP-175	Total/NA	Solid	8270C	25631
240-6462-17	S-017324-12011-TP-178	Total/NA	Solid	8270C	25631
240-6462-25	S-017324-12011-TP-186	Total/NA	Solid	8270C	25631
240-6462-31	S-017324-12011-TP-192	Total/NA	Solid	8270C	25631
LCS 240-25631/24-A	Lab Control Sample	Total/NA	Solid	8270C	25631
MB 240-25631/23-A	Method Blank	Total/NA	Solid	8270C	25631

Analysis Batch: 26185

Lab Sample ID	Client Sample ID	Prep Type	Matrix	Method	Prep Batch
240-6462-24	S-017324-12011-TP-185	Total/NA	Solid	8270C	25631
240-6462-28	S-017324-12011-TP-189	Total/NA	Solid	8270C	25631

GC/MS Semi VOA (Continued)

Analysis Batch: 26416

Lab Sample ID	Client Sample ID	Prep Type	Matrix	Method	Prep Batch
240-6462-16	S-017324-12011-TP-177	Total/NA	Solid	8270C	25631
240-6462-29	S-017324-12011-TP-190	Total/NA	Solid	8270C	25631
240-6462-30	S-017324-12011-TP-191	Total/NA	Solid	8270C	25631

GC VOA

Prep Batch: 25517

Lab Sample ID	Client Sample ID	Prep Type	Matrix	Method	Prep Batch
240-6462-5	S-017324-12011-TP-166	Total/NA	Solid	5035	
LCS 240-25517/2-A	Lab Control Sample	Total/NA	Solid	5035	
MB 240-25517/1-A	Method Blank	Total/NA	Solid	5035	

Analysis Batch: 25884

Lab Sample ID	Client Sample ID	Prep Type	Matrix	Method	Prep Batch
240-6462-5	S-017324-12011-TP-166	Total/NA	Solid	8015B	25517
LCS 240-25517/2-A	Lab Control Sample	Total/NA	Solid	8015B	25517
MB 240-25517/1-A	Method Blank	Total/NA	Solid	8015B	25517

Analysis Batch: 26596

Lab Sample ID	Client Sample ID	Prep Type	Matrix	Method	Prep Batch
240-6462-1	S-017324-12011-TP-162	Total/NA	Solid	8015B	26644
240-6462-2	S-017324-12011-TP-163	Total/NA	Solid	8015B	26644
240-6462-2 MS	S-017324-12011-TP-163	Total/NA	Solid	8015B	26644
240-6462-2 MSD	S-017324-12011-TP-163	Total/NA	Solid	8015B	26644
240-6462-6	S-017324-12011-TP-167	Total/NA	Solid	8015B	26644
240-6462-7	S-017324-12011-TP-168	Total/NA	Solid	8015B	26644
240-6462-8	S-017324-12011-TP-169	Total/NA	Solid	8015B	26644
240-6462-10	S-017324-12011-TP-171	Total/NA	Solid	8015B	26644
240-6462-11	S-017324-12011-TP-172	Total/NA	Solid	8015B	26644
240-6462-13	S-017324-12011-TP-174	Total/NA	Solid	8015B	26644
240-6462-14	S-017324-12011-TP-175	Total/NA	Solid	8015B	26644
LCS 240-26596/7	Lab Control Sample	Total/NA	Solid	8015B	
MB 240-26596/6	Method Blank	Total/NA	Solid	8015B	

Prep Batch: 26644

Lab Sample ID	Client Sample ID	Prep Type	Matrix	Method	Prep Batch
240-6462-1	S-017324-12011-TP-162	Total/NA	Solid	5035	
240-6462-2	S-017324-12011-TP-163	Total/NA	Solid	5035	
240-6462-2 MS	S-017324-12011-TP-163	Total/NA	Solid	5035	
240-6462-2 MSD	S-017324-12011-TP-163	Total/NA	Solid	5035	
240-6462-6	S-017324-12011-TP-167	Total/NA	Solid	5035	
240-6462-7	S-017324-12011-TP-168	Total/NA	Solid	5035	
240-6462-8	S-017324-12011-TP-169	Total/NA	Solid	5035	
240-6462-10	S-017324-12011-TP-171	Total/NA	Solid	5035	
240-6462-11	S-017324-12011-TP-172	Total/NA	Solid	5035	
240-6462-13	S-017324-12011-TP-174	Total/NA	Solid	5035	
240-6462-14	S-017324-12011-TP-175	Total/NA	Solid	5035	

GC Semi VOA

Prep Batch: 25622

Lab Sample ID	Client Sample ID	Prep Type	Matrix	Method	Prep Batch
240-6462-1	S-017324-12011-TP-162	Total/NA	Solid	3540C	
240-6462-2	S-017324-12011-TP-163	Total/NA	Solid	3540C	
240-6462-2 MS	S-017324-12011-TP-163	Total/NA	Solid	3540C	
240-6462-2 MSD	S-017324-12011-TP-163	Total/NA	Solid	3540C	
240-6462-5	S-017324-12011-TP-166	Total/NA	Solid	3540C	
240-6462-6	S-017324-12011-TP-167	Total/NA	Solid	3540C	
240-6462-7	S-017324-12011-TP-168	Total/NA	Solid	3540C	
240-6462-8	S-017324-12011-TP-169	Total/NA	Solid	3540C	
240-6462-10	S-017324-12011-TP-171	Total/NA	Solid	3540C	
240-6462-11	S-017324-12011-TP-172	Total/NA	Solid	3540C	
240-6462-13	S-017324-12011-TP-174	Total/NA	Solid	3540C	
240-6462-14	S-017324-12011-TP-175	Total/NA	Solid	3540C	
LCS 240-25622/14-A	Lab Control Sample	Total/NA	Solid	3540C	
MB 240-25622/13-A	Method Blank	Total/NA	Solid	3540C	

Prep Batch: 25813

Lab Sample ID	Client Sample ID	Prep Type	Matrix	Method	Prep Batch
240-6462-16	S-017324-12011-TP-177	Total/NA	Solid	3540C	
240-6462-17	S-017324-12011-TP-178	Total/NA	Solid	3540C	
240-6462-18	S-017324-12011-TP-179	Total/NA	Solid	3540C	
240-6462-19	S-017324-12011-TP-180	Total/NA	Solid	3540C	
240-6462-20	S-017324-12011-TP-181	Total/NA	Solid	3540C	
LCS 240-25813/23-A	Lab Control Sample	Total/NA	Solid	3540C	
MB 240-25813/24-A	Method Blank	Total/NA	Solid	3540C	

Prep Batch: 26007

Lab Sample ID	Client Sample ID	Prep Type	Matrix	Method	Prep Batch
240-6462-21	S-017324-12011-TP-182	Total/NA	Solid	3540C	
240-6462-22	S-017324-12011-TP-183	Total/NA	Solid	3540C	
240-6462-23	S-017324-12011-TP-184	Total/NA	Solid	3540C	
240-6462-24	S-017324-12011-TP-185	Total/NA	Solid	3540C	
240-6462-25	S-017324-12011-TP-186	Total/NA	Solid	3540C	
240-6462-26	S-017324-12011-TP-187	Total/NA	Solid	3540C	
240-6462-27	S-017324-12011-TP-188	Total/NA	Solid	3540C	
240-6462-28	S-017324-12011-TP-189	Total/NA	Solid	3540C	
240-6462-29	S-017324-12011-TP-190	Total/NA	Solid	3540C	
240-6462-30	S-017324-12011-TP-191	Total/NA	Solid	3540C	
240-6462-31	S-017324-12011-TP-192	Total/NA	Solid	3540C	
LCS 240-26007/23-A	Lab Control Sample	Total/NA	Solid	3540C	
MB 240-26007/22-A	Method Blank	Total/NA	Solid	3540C	

Analysis Batch: 26029

Lab Sample ID	Client Sample ID	Prep Type	Matrix	Method	Prep Batch
240-6462-1	S-017324-12011-TP-162	Total/NA	Solid	8015B	25622
240-6462-5	S-017324-12011-TP-166	Total/NA	Solid	8015B	25622
240-6462-7	S-017324-12011-TP-168	Total/NA	Solid	8015B	25622
240-6462-8	S-017324-12011-TP-169	Total/NA	Solid	8015B	25622
240-6462-10	S-017324-12011-TP-171	Total/NA	Solid	8015B	25622
240-6462-11	S-017324-12011-TP-172	Total/NA	Solid	8015B	25622
240-6462-13	S-017324-12011-TP-174	Total/NA	Solid	8015B	25622
240-6462-14	S-017324-12011-TP-175	Total/NA	Solid	8015B	25622
LCS 240-25622/14-A	Lab Control Sample	Total/NA	Solid	8015B	25622

GC Semi VOA (Continued)

Analysis Batch: 26029 (Continued)

Lab Sample ID	Client Sample ID	Prep Type	Matrix	Method	Prep Batch
MB 240-25622/13-A	Method Blank	Total/NA	Solid	8015B	25622

Analysis Batch: 26154

Lab Sample ID	Client Sample ID	Prep Type	Matrix	Method	Prep Batch
240-6462-16	S-017324-12011-TP-177	Total/NA	Solid	8082	25813
240-6462-17	S-017324-12011-TP-178	Total/NA	Solid	8082	25813
240-6462-18	S-017324-12011-TP-179	Total/NA	Solid	8082	25813
240-6462-20	S-017324-12011-TP-181	Total/NA	Solid	8082	25813
LCS 240-25813/23-A	Lab Control Sample	Total/NA	Solid	8082	25813
MB 240-25813/24-A	Method Blank	Total/NA	Solid	8082	25813

Analysis Batch: 26379

Lab Sample ID	Client Sample ID	Prep Type	Matrix	Method	Prep Batch
240-6462-21	S-017324-12011-TP-182	Total/NA	Solid	8082	26007
240-6462-22	S-017324-12011-TP-183	Total/NA	Solid	8082	26007
240-6462-23	S-017324-12011-TP-184	Total/NA	Solid	8082	26007
240-6462-24	S-017324-12011-TP-185	Total/NA	Solid	8082	26007
240-6462-25	S-017324-12011-TP-186	Total/NA	Solid	8082	26007
240-6462-26	S-017324-12011-TP-187	Total/NA	Solid	8082	26007
240-6462-27	S-017324-12011-TP-188	Total/NA	Solid	8082	26007
240-6462-28	S-017324-12011-TP-189	Total/NA	Solid	8082	26007
240-6462-29	S-017324-12011-TP-190	Total/NA	Solid	8082	26007
240-6462-30	S-017324-12011-TP-191	Total/NA	Solid	8082	26007
240-6462-31	S-017324-12011-TP-192	Total/NA	Solid	8082	26007
LCS 240-26007/23-A	Lab Control Sample	Total/NA	Solid	8082	26007
MB 240-26007/22-A	Method Blank	Total/NA	Solid	8082	26007

Analysis Batch: 26442

Lab Sample ID	Client Sample ID	Prep Type	Matrix	Method	Prep Batch
240-6462-19	S-017324-12011-TP-180	Total/NA	Solid	8082	25813

Analysis Batch: 26457

Lab Sample ID	Client Sample ID	Prep Type	Matrix	Method	Prep Batch
240-6462-2	S-017324-12011-TP-163	Total/NA	Solid	8015B	25622
240-6462-2 MS	S-017324-12011-TP-163	Total/NA	Solid	8015B	25622
240-6462-2 MSD	S-017324-12011-TP-163	Total/NA	Solid	8015B	25622
240-6462-6	S-017324-12011-TP-167	Total/NA	Solid	8015B	25622

Metals

Prep Batch: 25678

Lab Sample ID	Client Sample ID	Prep Type	Matrix	Method	Prep Batch
240-6462-16	S-017324-12011-TP-177	Total/NA	Solid	7471A	
240-6462-17	S-017324-12011-TP-178	Total/NA	Solid	7471A	
240-6462-18	S-017324-12011-TP-179	Total/NA	Solid	7471A	
240-6462-19	S-017324-12011-TP-180	Total/NA	Solid	7471A	
240-6462-20	S-017324-12011-TP-181	Total/NA	Solid	7471A	
240-6462-21	S-017324-12011-TP-182	Total/NA	Solid	7471A	
240-6462-22	S-017324-12011-TP-183	Total/NA	Solid	7471A	
240-6462-23	S-017324-12011-TP-184	Total/NA	Solid	7471A	
240-6462-24	S-017324-12011-TP-185	Total/NA	Solid	7471A	
240-6462-25	S-017324-12011-TP-186	Total/NA	Solid	7471A	

Metals (Continued)

Prep Batch: 25678 (Continued)

Lab Sample ID	Client Sample ID	Prep Type	Matrix	Method	Prep Batch
240-6462-26	S-017324-12011-TP-187	Total/NA	Solid	7471A	
LCS 240-25678/2-A	Lab Control Sample	Total/NA	Solid	7471A	
MB 240-25678/1-A	Method Blank	Total/NA	Solid	7471A	

Prep Batch: 25689

Lab Sample ID	Client Sample ID	Prep Type	Matrix	Method	Prep Batch
240-6462-27	S-017324-12011-TP-188	Total/NA	Solid	3050B	
240-6462-28	S-017324-12011-TP-189	Total/NA	Solid	3050B	
240-6462-29	S-017324-12011-TP-190	Total/NA	Solid	3050B	
240-6462-30	S-017324-12011-TP-191	Total/NA	Solid	3050B	
240-6462-31	S-017324-12011-TP-192	Total/NA	Solid	3050B	
LCS 240-25689/2-A	Lab Control Sample	Total/NA	Solid	3050B	
MB 240-25689/1-A	Method Blank	Total/NA	Solid	3050B	

Prep Batch: 25698

Lab Sample ID	Client Sample ID	Prep Type	Matrix	Method	Prep Batch
240-6462-16	S-017324-12011-TP-177	Total/NA	Solid	3050B	
240-6462-17	S-017324-12011-TP-178	Total/NA	Solid	3050B	
240-6462-18	S-017324-12011-TP-179	Total/NA	Solid	3050B	
240-6462-19	S-017324-12011-TP-180	Total/NA	Solid	3050B	
240-6462-20	S-017324-12011-TP-181	Total/NA	Solid	3050B	
240-6462-21	S-017324-12011-TP-182	Total/NA	Solid	3050B	
240-6462-22	S-017324-12011-TP-183	Total/NA	Solid	3050B	
240-6462-23	S-017324-12011-TP-184	Total/NA	Solid	3050B	
240-6462-24	S-017324-12011-TP-185	Total/NA	Solid	3050B	
240-6462-25	S-017324-12011-TP-186	Total/NA	Solid	3050B	
240-6462-26	S-017324-12011-TP-187	Total/NA	Solid	3050B	
LCS 240-25698/2-A	Lab Control Sample	Total/NA	Solid	3050B	
MB 240-25698/1-A	Method Blank	Total/NA	Solid	3050B	

Prep Batch: 25700

Lab Sample ID	Client Sample ID	Prep Type	Matrix	Method	Prep Batch
240-6462-27	S-017324-12011-TP-188	Total/NA	Solid	7471A	
240-6462-28	S-017324-12011-TP-189	Total/NA	Solid	7471A	
240-6462-29	S-017324-12011-TP-190	Total/NA	Solid	7471A	
240-6462-30	S-017324-12011-TP-191	Total/NA	Solid	7471A	
240-6462-31	S-017324-12011-TP-192	Total/NA	Solid	7471A	
LCS 240-25700/2-A	Lab Control Sample	Total/NA	Solid	7471A	
MB 240-25700/1-A	Method Blank	Total/NA	Solid	7471A	

Analysis Batch: 25838

Lab Sample ID	Client Sample ID	Prep Type	Matrix	Method	Prep Batch
240-6462-16	S-017324-12011-TP-177	Total/NA	Solid	7471A	25678
240-6462-17	S-017324-12011-TP-178	Total/NA	Solid	7471A	25678
240-6462-18	S-017324-12011-TP-179	Total/NA	Solid	7471A	25678
240-6462-19	S-017324-12011-TP-180	Total/NA	Solid	7471A	25678
240-6462-20	S-017324-12011-TP-181	Total/NA	Solid	7471A	25678
240-6462-21	S-017324-12011-TP-182	Total/NA	Solid	7471A	25678
240-6462-22	S-017324-12011-TP-183	Total/NA	Solid	7471A	25678
240-6462-23	S-017324-12011-TP-184	Total/NA	Solid	7471A	25678
240-6462-24	S-017324-12011-TP-185	Total/NA	Solid	7471A	25678
240-6462-25	S-017324-12011-TP-186	Total/NA	Solid	7471A	25678

Metals (Continued)

Analysis Batch: 25838 (Continued)

Lab Sample ID	Client Sample ID	Prep Type	Matrix	Method	Prep Batch
240-6462-26	S-017324-12011-TP-187	Total/NA	Solid	7471A	25678
240-6462-27	S-017324-12011-TP-188	Total/NA	Solid	7471A	25700
240-6462-28	S-017324-12011-TP-189	Total/NA	Solid	7471A	25700
240-6462-29	S-017324-12011-TP-190	Total/NA	Solid	7471A	25700
240-6462-30	S-017324-12011-TP-191	Total/NA	Solid	7471A	25700
240-6462-31	S-017324-12011-TP-192	Total/NA	Solid	7471A	25700
LCS 240-25678/2-A	Lab Control Sample	Total/NA	Solid	7471A	25678
LCS 240-25700/2-A	Lab Control Sample	Total/NA	Solid	7471A	25700
MB 240-25678/1-A	Method Blank	Total/NA	Solid	7471A	25678
MB 240-25700/1-A	Method Blank	Total/NA	Solid	7471A	25700

Analysis Batch: 26136

Lab Sample ID	Client Sample ID	Prep Type	Matrix	Method	Prep Batch
240-6462-16	S-017324-12011-TP-177	Total/NA	Solid	6010B	25698
240-6462-17	S-017324-12011-TP-178	Total/NA	Solid	6010B	25698
240-6462-18	S-017324-12011-TP-179	Total/NA	Solid	6010B	25698
240-6462-19	S-017324-12011-TP-180	Total/NA	Solid	6010B	25698
240-6462-20	S-017324-12011-TP-181	Total/NA	Solid	6010B	25698
240-6462-21	S-017324-12011-TP-182	Total/NA	Solid	6010B	25698
240-6462-22	S-017324-12011-TP-183	Total/NA	Solid	6010B	25698
240-6462-23	S-017324-12011-TP-184	Total/NA	Solid	6010B	25698
240-6462-24	S-017324-12011-TP-185	Total/NA	Solid	6010B	25698
240-6462-25	S-017324-12011-TP-186	Total/NA	Solid	6010B	25698
240-6462-26	S-017324-12011-TP-187	Total/NA	Solid	6010B	25698
240-6462-27	S-017324-12011-TP-188	Total/NA	Solid	6010B	25689
240-6462-28	S-017324-12011-TP-189	Total/NA	Solid	6010B	25689
240-6462-29	S-017324-12011-TP-190	Total/NA	Solid	6010B	25689
240-6462-30	S-017324-12011-TP-191	Total/NA	Solid	6010B	25689
240-6462-31	S-017324-12011-TP-192	Total/NA	Solid	6010B	25689
LCS 240-25689/2-A	Lab Control Sample	Total/NA	Solid	6010B	25689
LCS 240-25698/2-A	Lab Control Sample	Total/NA	Solid	6010B	25698
MB 240-25689/1-A	Method Blank	Total/NA	Solid	6010B	25689
MB 240-25698/1-A	Method Blank	Total/NA	Solid	6010B	25698

Analysis Batch: 26402

Lab Sample ID	Client Sample ID	Prep Type	Matrix	Method	Prep Batch
240-6462-16	S-017324-12011-TP-177	Total/NA	Solid	6010B	25698
240-6462-17	S-017324-12011-TP-178	Total/NA	Solid	6010B	25698
240-6462-18	S-017324-12011-TP-179	Total/NA	Solid	6010B	25698
240-6462-19	S-017324-12011-TP-180	Total/NA	Solid	6010B	25698
240-6462-20	S-017324-12011-TP-181	Total/NA	Solid	6010B	25698
240-6462-21	S-017324-12011-TP-182	Total/NA	Solid	6010B	25698
240-6462-22	S-017324-12011-TP-183	Total/NA	Solid	6010B	25698
240-6462-23	S-017324-12011-TP-184	Total/NA	Solid	6010B	25698
240-6462-24	S-017324-12011-TP-185	Total/NA	Solid	6010B	25698
240-6462-25	S-017324-12011-TP-186	Total/NA	Solid	6010B	25698
240-6462-26	S-017324-12011-TP-187	Total/NA	Solid	6010B	25698
240-6462-27	S-017324-12011-TP-188	Total/NA	Solid	6010B	25689
240-6462-28	S-017324-12011-TP-189	Total/NA	Solid	6010B	25689
240-6462-29	S-017324-12011-TP-190	Total/NA	Solid	6010B	25689
240-6462-30	S-017324-12011-TP-191	Total/NA	Solid	6010B	25689
240-6462-31	S-017324-12011-TP-192	Total/NA	Solid	6010B	25689

Metals (Continued)

Analysis Batch: 26402 (Continued)

Lab Sample ID	Client Sample ID	Prep Type	Matrix	Method	Prep Batch
LCS 240-25698/2-A	Lab Control Sample	Total/NA	Solid	6010B	25698
MB 240-25698/1-A	Method Blank	Total/NA	Solid	6010B	25698

Analysis Batch: 26575

Lab Sample ID	Client Sample ID	Prep Type	Matrix	Method	Prep Batch
240-6462-27	S-017324-12011-TP-188	Total/NA	Solid	6010B	25689

Analysis Batch: 27915

Lab Sample ID	Client Sample ID	Prep Type	Matrix	Method	Prep Batch
240-6462-16	S-017324-12011-TP-177	Total/NA	Solid	6010B	25698
240-6462-24	S-017324-12011-TP-185	Total/NA	Solid	6010B	25698
240-6462-25	S-017324-12011-TP-186	Total/NA	Solid	6010B	25698
240-6462-29	S-017324-12011-TP-190	Total/NA	Solid	6010B	25689
240-6462-30	S-017324-12011-TP-191	Total/NA	Solid	6010B	25689
240-6462-31	S-017324-12011-TP-192	Total/NA	Solid	6010B	25689

General Chemistry

Analysis Batch: 25524

Lab Sample ID	Client Sample ID	Prep Type	Matrix	Method	Prep Batch
240-6462-1	S-017324-12011-TP-162	Total/NA	Solid	Moisture	
240-6462-2	S-017324-12011-TP-163	Total/NA	Solid	Moisture	
240-6462-2 DU	S-017324-12011-TP-163	Total/NA	Solid	Moisture	
240-6462-5	S-017324-12011-TP-166	Total/NA	Solid	Moisture	
240-6462-6	S-017324-12011-TP-167	Total/NA	Solid	Moisture	
240-6462-7	S-017324-12011-TP-168	Total/NA	Solid	Moisture	
240-6462-8	S-017324-12011-TP-169	Total/NA	Solid	Moisture	
240-6462-10	S-017324-12011-TP-171	Total/NA	Solid	Moisture	
240-6462-11	S-017324-12011-TP-172	Total/NA	Solid	Moisture	
240-6462-13	S-017324-12011-TP-174	Total/NA	Solid	Moisture	
240-6462-14	S-017324-12011-TP-175	Total/NA	Solid	Moisture	
240-6462-16	S-017324-12011-TP-177	Total/NA	Solid	Moisture	
240-6462-17	S-017324-12011-TP-178	Total/NA	Solid	Moisture	
240-6462-18	S-017324-12011-TP-179	Total/NA	Solid	Moisture	
240-6462-19	S-017324-12011-TP-180	Total/NA	Solid	Moisture	
240-6462-20	S-017324-12011-TP-181	Total/NA	Solid	Moisture	
240-6462-21	S-017324-12011-TP-182	Total/NA	Solid	Moisture	
240-6462-22	S-017324-12011-TP-183	Total/NA	Solid	Moisture	
240-6462-23	S-017324-12011-TP-184	Total/NA	Solid	Moisture	
240-6462-23 DU	S-017324-12011-TP-184	Total/NA	Solid	Moisture	
240-6462-24	S-017324-12011-TP-185	Total/NA	Solid	Moisture	
240-6462-25	S-017324-12011-TP-186	Total/NA	Solid	Moisture	
240-6462-26	S-017324-12011-TP-187	Total/NA	Solid	Moisture	
240-6462-27	S-017324-12011-TP-188	Total/NA	Solid	Moisture	
240-6462-28	S-017324-12011-TP-189	Total/NA	Solid	Moisture	
240-6462-29	S-017324-12011-TP-190	Total/NA	Solid	Moisture	
240-6462-30	S-017324-12011-TP-191	Total/NA	Solid	Moisture	
240-6462-31	S-017324-12011-TP-192	Total/NA	Solid	Moisture	

Client Sample ID: S-017324-12011-TP-162

Lab Sample ID: 240-6462-1

Date Collected: 12/01/11 08:05

Matrix: Solid

Date Received: 12/02/11 09:15

Percent Solids: 92.0

Prep Type	Batch Type	Batch Method	Run	Dilution Factor	Batch Number	Prepared or Analyzed	Analyst	Lab
Total/NA	Prep	3540C			25643	12/06/11 08:54	AK	TAL NC
Total/NA	Analysis	8270C		1	26044	12/08/11 21:21	TH	TAL NC
Total/NA	Prep	5035			26644	12/02/11 23:03	DB	TAL NC
Total/NA	Analysis	8015B		1	26596	12/13/11 13:50	DB	TAL NC
Total/NA	Prep	3540C			25622	12/06/11 08:16	AK	TAL NC
Total/NA	Analysis	8015B		1	26029	12/08/11 16:26	SG	TAL NC
Total/NA	Analysis	Moisture		1	25524	12/05/11 10:23	CN	TAL NC

Client Sample ID: S-017324-12011-TP-163

Lab Sample ID: 240-6462-2

Date Collected: 12/01/11 08:15

Matrix: Solid

Date Received: 12/02/11 09:15

Percent Solids: 93.4

Prep Type	Batch Type	Batch Method	Run	Dilution Factor	Batch Number	Prepared or Analyzed	Analyst	Lab
Total/NA	Prep	3540C			25643	12/06/11 08:54	AK	TAL NC
Total/NA	Analysis	8270C		10	26044	12/08/11 23:17	TH	TAL NC
Total/NA	Prep	5035			26644	12/02/11 23:03	DB	TAL NC
Total/NA	Analysis	8015B		1	26596	12/13/11 14:24	DB	TAL NC
Total/NA	Prep	3540C			25622	12/06/11 08:16	AK	TAL NC
Total/NA	Analysis	8015B		5	26457	12/12/11 18:04	SG	TAL NC
Total/NA	Analysis	Moisture		1	25524	12/05/11 10:23	CN	TAL NC

Client Sample ID: S-017324-12011-TP-166

Lab Sample ID: 240-6462-5

Date Collected: 12/01/11 09:15

Matrix: Solid

Date Received: 12/02/11 09:15

Percent Solids: 94.0

Prep Type	Batch Type	Batch Method	Run	Dilution Factor	Batch Number	Prepared or Analyzed	Analyst	Lab
Total/NA	Prep	3540C			25643	12/06/11 08:54	AK	TAL NC
Total/NA	Analysis	8270C		5	26044	12/08/11 22:44	TH	TAL NC
Total/NA	Prep	5035			25517	12/05/11 10:04	DB	TAL NC
Total/NA	Analysis	8015B		1	25884	12/07/11 23:10	DB	TAL NC
Total/NA	Prep	3540C			25622	12/06/11 08:16	AK	TAL NC
Total/NA	Analysis	8015B		1	26029	12/08/11 18:01	SG	TAL NC
Total/NA	Analysis	Moisture		1	25524	12/05/11 10:23	CN	TAL NC

Client Sample ID: S-017324-12011-TP-167

Lab Sample ID: 240-6462-6

Date Collected: 12/01/11 09:25

Matrix: Solid

Date Received: 12/02/11 09:15

Percent Solids: 92.1

Prep Type	Batch Type	Batch Method	Run	Dilution Factor	Batch Number	Prepared or Analyzed	Analyst	Lab
Total/NA	Prep	3540C			25643	12/06/11 08:54	AK	TAL NC
Total/NA	Analysis	8270C		50	26044	12/09/11 00:07	TH	TAL NC
Total/NA	Prep	5035			26644	12/02/11 23:03	DB	TAL NC
Total/NA	Analysis	8015B		1	26596	12/13/11 18:21	DB	TAL NC
Total/NA	Prep	3540C			25622	12/06/11 08:16	AK	TAL NC

Lab Chronicle

Client: Conestoga-Rovers & Associates, Inc.
Project/Site: 17324-T07, RACER Former MTM

TestAmerica Job ID: 240-6462-1

Client Sample ID: S-017324-12011-TP-167

Lab Sample ID: 240-6462-6

Date Collected: 12/01/11 09:25
Matrix: Solid
Date Received: 12/02/11 09:15
Percent Solids: 92.1

Prep Type	Batch Type	Batch Method	Run	Dilution Factor	Batch Number	Prepared or Analyzed	Analyst	Lab
Total/NA	Analysis	8015B		5	26457	12/12/11 19:16	SG	TAL NC
Total/NA	Analysis	Moisture		1	25524	12/05/11 10:23	CN	TAL NC

Client Sample ID: S-017324-12011-TP-168

Lab Sample ID: 240-6462-7

Date Collected: 12/01/11 09:45
Matrix: Solid
Date Received: 12/02/11 09:15
Percent Solids: 87.1

Prep Type	Batch Type	Batch Method	Run	Dilution Factor	Batch Number	Prepared or Analyzed	Analyst	Lab
Total/NA	Prep	3540C			25643	12/06/11 08:54	AK	TAL NC
Total/NA	Analysis	8270C		1	26044	12/08/11 21:37	TH	TAL NC
Total/NA	Prep	5035			26644	12/02/11 23:03	DB	TAL NC
Total/NA	Analysis	8015B		1	26596	12/13/11 18:55	DB	TAL NC
Total/NA	Prep	3540C			25622	12/06/11 08:16	AK	TAL NC
Total/NA	Analysis	8015B		1	26029	12/08/11 18:49	SG	TAL NC
Total/NA	Analysis	Moisture		1	25524	12/05/11 10:23	CN	TAL NC

Client Sample ID: S-017324-12011-TP-169

Lab Sample ID: 240-6462-8

Date Collected: 12/01/11 09:50
Matrix: Solid
Date Received: 12/02/11 09:15
Percent Solids: 91.3

Prep Type	Batch Type	Batch Method	Run	Dilution Factor	Batch Number	Prepared or Analyzed	Analyst	Lab
Total/NA	Prep	3540C			25643	12/06/11 08:54	AK	TAL NC
Total/NA	Analysis	8270C		5	26044	12/08/11 23:01	TH	TAL NC
Total/NA	Prep	5035			26644	12/02/11 23:03	DB	TAL NC
Total/NA	Analysis	8015B		1	26596	12/13/11 19:28	DB	TAL NC
Total/NA	Prep	3540C			25622	12/06/11 08:16	AK	TAL NC
Total/NA	Analysis	8015B		1	26029	12/08/11 19:12	SG	TAL NC
Total/NA	Analysis	Moisture		1	25524	12/05/11 10:23	CN	TAL NC

Client Sample ID: S-017324-12011-TP-171

Lab Sample ID: 240-6462-10

Date Collected: 12/01/11 10:25
Matrix: Solid
Date Received: 12/02/11 09:15
Percent Solids: 89.0

Prep Type	Batch Type	Batch Method	Run	Dilution Factor	Batch Number	Prepared or Analyzed	Analyst	Lab
Total/NA	Prep	3540C			25643	12/06/11 08:54	AK	TAL NC
Total/NA	Analysis	8270C		1	26044	12/08/11 21:54	TH	TAL NC
Total/NA	Prep	5035			26644	12/02/11 23:03	DB	TAL NC
Total/NA	Analysis	8015B		1	26596	12/13/11 20:36	DB	TAL NC
Total/NA	Prep	3540C			25622	12/06/11 08:16	AK	TAL NC
Total/NA	Analysis	8015B		1	26029	12/08/11 19:36	SG	TAL NC
Total/NA	Analysis	Moisture		1	25524	12/05/11 10:23	CN	TAL NC

Client Sample ID: S-017324-12011-TP-172

Lab Sample ID: 240-6462-11

Date Collected: 12/01/11 10:35

Matrix: Solid

Date Received: 12/02/11 09:15

Percent Solids: 88.3

Prep Type	Batch Type	Batch Method	Run	Dilution Factor	Batch Number	Prepared or Analyzed	Analyst	Lab
Total/NA	Prep	3540C			25643	12/06/11 08:54	AK	TAL NC
Total/NA	Analysis	8270C		1	26044	12/08/11 22:11	TH	TAL NC
Total/NA	Prep	5035			26644	12/02/11 23:03	DB	TAL NC
Total/NA	Analysis	8015B		1	26596	12/13/11 21:10	DB	TAL NC
Total/NA	Prep	3540C			25622	12/06/11 08:16	AK	TAL NC
Total/NA	Analysis	8015B		1	26029	12/08/11 20:00	SG	TAL NC
Total/NA	Analysis	Moisture		1	25524	12/05/11 10:23	CN	TAL NC

Client Sample ID: S-017324-12011-TP-174

Lab Sample ID: 240-6462-13

Date Collected: 12/01/11 11:10

Matrix: Solid

Date Received: 12/02/11 09:15

Percent Solids: 88.1

Prep Type	Batch Type	Batch Method	Run	Dilution Factor	Batch Number	Prepared or Analyzed	Analyst	Lab
Total/NA	Prep	3540C			25643	12/06/11 08:54	AK	TAL NC
Total/NA	Analysis	8270C		1	26044	12/08/11 22:27	TH	TAL NC
Total/NA	Prep	5035			26644	12/02/11 23:03	DB	TAL NC
Total/NA	Analysis	8015B		1	26596	12/13/11 22:17	DB	TAL NC
Total/NA	Prep	3540C			25622	12/06/11 08:16	AK	TAL NC
Total/NA	Analysis	8015B		1	26029	12/08/11 20:24	SG	TAL NC
Total/NA	Analysis	Moisture		1	25524	12/05/11 10:23	CN	TAL NC

Client Sample ID: S-017324-12011-TP-175

Lab Sample ID: 240-6462-14

Date Collected: 12/01/11 11:20

Matrix: Solid

Date Received: 12/02/11 09:15

Percent Solids: 89.9

Prep Type	Batch Type	Batch Method	Run	Dilution Factor	Batch Number	Prepared or Analyzed	Analyst	Lab
Total/NA	Prep	3540C			25631	12/06/11 08:41	AK	TAL NC
Total/NA	Analysis	8270C		1	26096	12/08/11 23:41	JG	TAL NC
Total/NA	Prep	5035			26644	12/02/11 23:03	DB	TAL NC
Total/NA	Analysis	8015B		1	26596	12/13/11 22:51	DB	TAL NC
Total/NA	Prep	3540C			25622	12/06/11 08:16	AK	TAL NC
Total/NA	Analysis	8015B		1	26029	12/08/11 20:47	SG	TAL NC
Total/NA	Analysis	Moisture		1	25524	12/05/11 10:23	CN	TAL NC

Client Sample ID: S-017324-12011-TP-177

Lab Sample ID: 240-6462-16

Date Collected: 12/01/11 12:00

Matrix: Solid

Date Received: 12/02/11 09:15

Percent Solids: 83.9

Prep Type	Batch Type	Batch Method	Run	Dilution Factor	Batch Number	Prepared or Analyzed	Analyst	Lab
Total/NA	Prep	5035			25954	12/02/11 23:03	LM	TAL NC
Total/NA	Analysis	8260B		1	26190	12/09/11 15:19	SM	TAL NC
Total/NA	Prep	3540C			25631	12/06/11 08:41	AK	TAL NC
Total/NA	Analysis	8270C		5	26416	12/12/11 19:27	JG	TAL NC
Total/NA	Prep	3540C			25813	12/07/11 08:48	BM	TAL NC

Client Sample ID: S-017324-12011-TP-177

Lab Sample ID: 240-6462-16

Date Collected: 12/01/11 12:00

Matrix: Solid

Date Received: 12/02/11 09:15

Percent Solids: 83.9

Prep Type	Batch Type	Batch Method	Run	Dilution Factor	Batch Number	Prepared or Analyzed	Analyst	Lab
Total/NA	Analysis	8082		1	26154	12/12/11 05:48	LH	TAL NC
Total/NA	Prep	7471A			25678	12/06/11 14:00	DE	TAL NC
Total/NA	Analysis	7471A		1	25838	12/06/11 16:03	AS	TAL NC
Total/NA	Prep	3050B			25698	12/06/11 10:47	DE	TAL NC
Total/NA	Analysis	6010B		1	26136	12/08/11 21:17	KC	TAL NC
Total/NA	Analysis	6010B		1	26402	12/09/11 14:36	BD	TAL NC
Total/NA	Analysis	6010B		5	27915	12/22/11 10:36	BD	TAL NC
Total/NA	Analysis	Moisture		1	25524	12/05/11 10:23	CN	TAL NC

Client Sample ID: S-017324-12011-TP-178

Lab Sample ID: 240-6462-17

Date Collected: 12/01/11 12:10

Matrix: Solid

Date Received: 12/02/11 09:15

Percent Solids: 78.0

Prep Type	Batch Type	Batch Method	Run	Dilution Factor	Batch Number	Prepared or Analyzed	Analyst	Lab
Total/NA	Prep	5035			25954	12/02/11 23:03	LM	TAL NC
Total/NA	Analysis	8260B		1	26190	12/09/11 15:41	SM	TAL NC
Total/NA	Prep	3540C			25631	12/06/11 08:41	AK	TAL NC
Total/NA	Analysis	8270C		1	26096	12/09/11 00:18	JG	TAL NC
Total/NA	Prep	3540C			25813	12/07/11 08:48	BM	TAL NC
Total/NA	Analysis	8082		1	26154	12/12/11 06:03	LH	TAL NC
Total/NA	Prep	7471A			25678	12/06/11 14:00	DE	TAL NC
Total/NA	Analysis	7471A		1	25838	12/06/11 16:05	AS	TAL NC
Total/NA	Prep	3050B			25698	12/06/11 10:47	DE	TAL NC
Total/NA	Analysis	6010B		1	26136	12/08/11 21:23	KC	TAL NC
Total/NA	Analysis	6010B		1	26402	12/09/11 14:41	BD	TAL NC
Total/NA	Analysis	Moisture		1	25524	12/05/11 10:23	CN	TAL NC

Client Sample ID: S-017324-12011-TP-179

Lab Sample ID: 240-6462-18

Date Collected: 12/01/11 13:25

Matrix: Solid

Date Received: 12/02/11 09:15

Percent Solids: 78.6

Prep Type	Batch Type	Batch Method	Run	Dilution Factor	Batch Number	Prepared or Analyzed	Analyst	Lab
Total/NA	Prep	3540C			25813	12/07/11 08:48	BM	TAL NC
Total/NA	Analysis	8082		1	26154	12/12/11 06:18	LH	TAL NC
Total/NA	Prep	7471A			25678	12/06/11 14:00	DE	TAL NC
Total/NA	Analysis	7471A		1	25838	12/06/11 16:06	AS	TAL NC
Total/NA	Prep	3050B			25698	12/06/11 10:47	DE	TAL NC
Total/NA	Analysis	6010B		1	26136	12/08/11 21:29	KC	TAL NC
Total/NA	Analysis	6010B		1	26402	12/09/11 14:47	BD	TAL NC
Total/NA	Analysis	Moisture		1	25524	12/05/11 10:23	CN	TAL NC

Client Sample ID: S-017324-12011-TP-180

Lab Sample ID: 240-6462-19

Date Collected: 12/01/11 13:28

Matrix: Solid

Date Received: 12/02/11 09:15

Percent Solids: 88.6

Prep Type	Batch Type	Batch Method	Run	Dilution Factor	Batch Number	Prepared or Analyzed	Analyst	Lab
Total/NA	Prep	3540C			25813	12/07/11 08:48	BM	TAL NC
Total/NA	Analysis	8082		1	26442	12/12/11 12:17	LH	TAL NC
Total/NA	Prep	7471A			25678	12/06/11 14:00	DE	TAL NC
Total/NA	Analysis	7471A		1	25838	12/06/11 16:07	AS	TAL NC
Total/NA	Prep	3050B			25698	12/06/11 10:47	DE	TAL NC
Total/NA	Analysis	6010B		1	26136	12/08/11 21:48	KC	TAL NC
Total/NA	Analysis	6010B		1	26402	12/09/11 14:53	BD	TAL NC
Total/NA	Analysis	Moisture		1	25524	12/05/11 10:23	CN	TAL NC

Client Sample ID: S-017324-12011-TP-181

Lab Sample ID: 240-6462-20

Date Collected: 12/01/11 13:40

Matrix: Solid

Date Received: 12/02/11 09:15

Percent Solids: 74.5

Prep Type	Batch Type	Batch Method	Run	Dilution Factor	Batch Number	Prepared or Analyzed	Analyst	Lab
Total/NA	Prep	3540C			25813	12/07/11 08:48	BM	TAL NC
Total/NA	Analysis	8082		1	26154	12/12/11 07:00	LH	TAL NC
Total/NA	Prep	7471A			25678	12/06/11 14:00	DE	TAL NC
Total/NA	Analysis	7471A		1	25838	12/06/11 16:08	AS	TAL NC
Total/NA	Prep	3050B			25698	12/06/11 10:47	DE	TAL NC
Total/NA	Analysis	6010B		1	26136	12/08/11 21:54	KC	TAL NC
Total/NA	Analysis	6010B		1	26402	12/09/11 14:59	BD	TAL NC
Total/NA	Analysis	Moisture		1	25524	12/05/11 10:23	CN	TAL NC

Client Sample ID: S-017324-12011-TP-182

Lab Sample ID: 240-6462-21

Date Collected: 12/01/11 13:42

Matrix: Solid

Date Received: 12/02/11 09:15

Percent Solids: 81.3

Prep Type	Batch Type	Batch Method	Run	Dilution Factor	Batch Number	Prepared or Analyzed	Analyst	Lab
Total/NA	Prep	3540C			26007	12/08/11 08:35	AK	TAL NC
Total/NA	Analysis	8082		1	26379	12/12/11 08:38	LH	TAL NC
Total/NA	Prep	7471A			25678	12/06/11 14:00	DE	TAL NC
Total/NA	Analysis	7471A		1	25838	12/06/11 16:10	AS	TAL NC
Total/NA	Prep	3050B			25698	12/06/11 10:47	DE	TAL NC
Total/NA	Analysis	6010B		1	26136	12/08/11 22:00	KC	TAL NC
Total/NA	Analysis	6010B		1	26402	12/09/11 15:04	BD	TAL NC
Total/NA	Analysis	Moisture		1	25524	12/05/11 10:23	CN	TAL NC

Client Sample ID: S-017324-12011-TP-183

Lab Sample ID: 240-6462-22

Date Collected: 12/01/11 13:52

Matrix: Solid

Date Received: 12/02/11 09:15

Percent Solids: 88.3

Prep Type	Batch Type	Batch Method	Run	Dilution Factor	Batch Number	Prepared or Analyzed	Analyst	Lab
Total/NA	Prep	3540C			26007	12/08/11 08:35	AK	TAL NC
Total/NA	Analysis	8082		1	26379	12/12/11 08:52	LH	TAL NC

Client Sample ID: S-017324-12011-TP-183

Lab Sample ID: 240-6462-22

Date Collected: 12/01/11 13:52

Matrix: Solid

Date Received: 12/02/11 09:15

Percent Solids: 88.3

Prep Type	Batch Type	Batch Method	Run	Dilution Factor	Batch Number	Prepared or Analyzed	Analyst	Lab
Total/NA	Prep	7471A			25678	12/06/11 14:00	DE	TAL NC
Total/NA	Analysis	7471A		1	25838	12/06/11 16:11	AS	TAL NC
Total/NA	Prep	3050B			25698	12/06/11 10:47	DE	TAL NC
Total/NA	Analysis	6010B		1	26136	12/08/11 22:06	KC	TAL NC
Total/NA	Analysis	6010B		1	26402	12/09/11 15:10	BD	TAL NC
Total/NA	Analysis	Moisture		1	25524	12/05/11 10:23	CN	TAL NC

Client Sample ID: S-017324-12011-TP-184

Lab Sample ID: 240-6462-23

Date Collected: 12/01/11 13:55

Matrix: Solid

Date Received: 12/02/11 09:15

Percent Solids: 90.3

Prep Type	Batch Type	Batch Method	Run	Dilution Factor	Batch Number	Prepared or Analyzed	Analyst	Lab
Total/NA	Prep	3540C			26007	12/08/11 08:35	AK	TAL NC
Total/NA	Analysis	8082		1	26379	12/12/11 09:08	LH	TAL NC
Total/NA	Prep	7471A			25678	12/06/11 14:00	DE	TAL NC
Total/NA	Analysis	7471A		1	25838	12/06/11 16:12	AS	TAL NC
Total/NA	Prep	3050B			25698	12/06/11 10:47	DE	TAL NC
Total/NA	Analysis	6010B		1	26136	12/08/11 22:12	KC	TAL NC
Total/NA	Analysis	6010B		1	26402	12/09/11 15:16	BD	TAL NC
Total/NA	Analysis	Moisture		1	25524	12/05/11 10:23	CN	TAL NC

Client Sample ID: S-017324-12011-TP-185

Lab Sample ID: 240-6462-24

Date Collected: 12/01/11 14:40

Matrix: Solid

Date Received: 12/02/11 09:15

Percent Solids: 84.6

Prep Type	Batch Type	Batch Method	Run	Dilution Factor	Batch Number	Prepared or Analyzed	Analyst	Lab
Total/NA	Prep	5035			25704	12/06/11 11:26	LM	TAL NC
Total/NA	Analysis	8260B		1	26427	12/12/11 13:00	SM	TAL NC
Total/NA	Prep	3540C			25631	12/06/11 08:41	AK	TAL NC
Total/NA	Analysis	8270C		6.667	26185	12/09/11 21:17	JG	TAL NC
Total/NA	Prep	3540C			26007	12/08/11 08:35	AK	TAL NC
Total/NA	Analysis	8082		1	26379	12/12/11 09:22	LH	TAL NC
Total/NA	Prep	7471A			25678	12/06/11 14:00	DE	TAL NC
Total/NA	Analysis	7471A		1	25838	12/06/11 16:13	AS	TAL NC
Total/NA	Prep	3050B			25698	12/06/11 10:47	DE	TAL NC
Total/NA	Analysis	6010B		1	26136	12/08/11 22:18	KC	TAL NC
Total/NA	Analysis	6010B		1	26402	12/09/11 15:21	BD	TAL NC
Total/NA	Analysis	6010B		5	27915	12/22/11 10:42	BD	TAL NC
Total/NA	Analysis	Moisture		1	25524	12/05/11 10:23	CN	TAL NC

Client Sample ID: S-017324-12011-TP-186

Lab Sample ID: 240-6462-25

Date Collected: 12/01/11 14:50

Matrix: Solid

Date Received: 12/02/11 09:15

Percent Solids: 89.0

Prep Type	Batch Type	Batch Method	Run	Dilution Factor	Batch Number	Prepared or Analyzed	Analyst	Lab
Total/NA	Prep	5035			25954	12/02/11 23:03	LM	TAL NC
Total/NA	Analysis	8260B		1	26190	12/09/11 16:02	SM	TAL NC
Total/NA	Prep	3540C			25631	12/06/11 08:41	AK	TAL NC
Total/NA	Analysis	8270C		1	26096	12/09/11 01:49	JG	TAL NC
Total/NA	Prep	3540C			26007	12/08/11 08:35	AK	TAL NC
Total/NA	Analysis	8082		1	26379	12/12/11 10:32	LH	TAL NC
Total/NA	Prep	7471A			25678	12/06/11 14:00	DE	TAL NC
Total/NA	Analysis	7471A		1	25838	12/06/11 16:15	AS	TAL NC
Total/NA	Prep	3050B			25698	12/06/11 10:47	DE	TAL NC
Total/NA	Analysis	6010B		1	26136	12/08/11 22:24	KC	TAL NC
Total/NA	Analysis	6010B		1	26402	12/09/11 15:38	BD	TAL NC
Total/NA	Analysis	6010B		5	27915	12/22/11 10:48	BD	TAL NC
Total/NA	Analysis	Moisture		1	25524	12/05/11 10:23	CN	TAL NC

Client Sample ID: S-017324-12011-TP-187

Lab Sample ID: 240-6462-26

Date Collected: 12/01/11 15:35

Matrix: Solid

Date Received: 12/02/11 09:15

Percent Solids: 89.5

Prep Type	Batch Type	Batch Method	Run	Dilution Factor	Batch Number	Prepared or Analyzed	Analyst	Lab
Total/NA	Prep	3540C			26007	12/08/11 08:35	AK	TAL NC
Total/NA	Analysis	8082		1	26379	12/12/11 10:47	LH	TAL NC
Total/NA	Prep	7471A			25678	12/06/11 14:00	DE	TAL NC
Total/NA	Analysis	7471A		1	25838	12/06/11 16:18	AS	TAL NC
Total/NA	Prep	3050B			25698	12/06/11 10:47	DE	TAL NC
Total/NA	Analysis	6010B		1	26136	12/08/11 22:30	KC	TAL NC
Total/NA	Analysis	6010B		1	26402	12/09/11 15:44	BD	TAL NC
Total/NA	Analysis	Moisture		1	25524	12/05/11 10:23	CN	TAL NC

Client Sample ID: S-017324-12011-TP-188

Lab Sample ID: 240-6462-27

Date Collected: 12/01/11 15:40

Matrix: Solid

Date Received: 12/02/11 09:15

Percent Solids: 91.6

Prep Type	Batch Type	Batch Method	Run	Dilution Factor	Batch Number	Prepared or Analyzed	Analyst	Lab
Total/NA	Prep	3540C			26007	12/08/11 08:35	AK	TAL NC
Total/NA	Analysis	8082		1	26379	12/12/11 11:02	LH	TAL NC
Total/NA	Prep	7471A			25700	12/06/11 14:00	AS	TAL NC
Total/NA	Analysis	7471A		1	25838	12/06/11 16:45	AS	TAL NC
Total/NA	Prep	3050B			25689	12/06/11 10:25	AS	TAL NC
Total/NA	Analysis	6010B		1	26136	12/08/11 18:44	KC	TAL NC
Total/NA	Analysis	6010B		1	26402	12/09/11 16:24	BD	TAL NC
Total/NA	Analysis	6010B		5	26575	12/12/11 11:27	BD	TAL NC
Total/NA	Analysis	Moisture		1	25524	12/05/11 10:23	CN	TAL NC

Client Sample ID: S-017324-12011-TP-189

Lab Sample ID: 240-6462-28

Date Collected: 12/01/11 15:55

Matrix: Solid

Date Received: 12/02/11 09:15

Percent Solids: 81.9

Prep Type	Batch Type	Batch Method	Run	Dilution Factor	Batch Number	Prepared or Analyzed	Analyst	Lab
Total/NA	Prep	5035			26060	12/02/11 23:03	LM	TAL NC
Total/NA	Analysis	8260B		1	26540	12/13/11 05:10	TL	TAL NC
Total/NA	Prep	3540C			25631	12/06/11 08:41	AK	TAL NC
Total/NA	Analysis	8270C		10	26185	12/09/11 22:12	JG	TAL NC
Total/NA	Prep	3540C			26007	12/08/11 08:35	AK	TAL NC
Total/NA	Analysis	8082		1	26379	12/12/11 11:16	LH	TAL NC
Total/NA	Prep	7471A			25700	12/06/11 14:00	AS	TAL NC
Total/NA	Analysis	7471A		1	25838	12/06/11 16:46	AS	TAL NC
Total/NA	Prep	3050B			25689	12/06/11 10:25	AS	TAL NC
Total/NA	Analysis	6010B		1	26136	12/08/11 18:50	KC	TAL NC
Total/NA	Analysis	6010B		1	26402	12/09/11 16:29	BD	TAL NC
Total/NA	Analysis	Moisture		1	25524	12/05/11 10:23	CN	TAL NC

Client Sample ID: S-017324-12011-TP-190

Lab Sample ID: 240-6462-29

Date Collected: 12/01/11 16:10

Matrix: Solid

Date Received: 12/02/11 09:15

Percent Solids: 83.3

Prep Type	Batch Type	Batch Method	Run	Dilution Factor	Batch Number	Prepared or Analyzed	Analyst	Lab
Total/NA	Prep	5035			25954	12/02/11 23:03	LM	TAL NC
Total/NA	Analysis	8260B		1	26190	12/09/11 16:24	SM	TAL NC
Total/NA	Prep	3540C			25631	12/06/11 08:41	AK	TAL NC
Total/NA	Analysis	8270C		2.5	26416	12/12/11 20:40	JG	TAL NC
Total/NA	Prep	3540C			26007	12/08/11 08:35	AK	TAL NC
Total/NA	Analysis	8082		1	26379	12/12/11 11:31	LH	TAL NC
Total/NA	Prep	7471A			25700	12/06/11 14:00	AS	TAL NC
Total/NA	Analysis	7471A		1	25838	12/06/11 16:50	AS	TAL NC
Total/NA	Prep	3050B			25689	12/06/11 10:25	AS	TAL NC
Total/NA	Analysis	6010B		1	26136	12/08/11 18:56	KC	TAL NC
Total/NA	Analysis	6010B		1	26402	12/09/11 16:46	BD	TAL NC
Total/NA	Analysis	6010B		5	27915	12/22/11 10:53	BD	TAL NC
Total/NA	Analysis	Moisture		1	25524	12/05/11 10:23	CN	TAL NC

Client Sample ID: S-017324-12011-TP-191

Lab Sample ID: 240-6462-30

Date Collected: 12/01/11 16:45

Matrix: Solid

Date Received: 12/02/11 09:15

Percent Solids: 78.3

Prep Type	Batch Type	Batch Method	Run	Dilution Factor	Batch Number	Prepared or Analyzed	Analyst	Lab
Total/NA	Prep	5035			25954	12/02/11 23:03	LM	TAL NC
Total/NA	Analysis	8260B		1	26190	12/09/11 16:45	SM	TAL NC
Total/NA	Prep	3540C			25631	12/06/11 08:41	AK	TAL NC
Total/NA	Analysis	8270C		25	26416	12/12/11 19:09	JG	TAL NC
Total/NA	Prep	3540C			26007	12/08/11 08:35	AK	TAL NC
Total/NA	Analysis	8082		1	26379	12/12/11 11:46	LH	TAL NC
Total/NA	Prep	7471A			25700	12/06/11 14:00	AS	TAL NC

Client: Conestoga-Rovers & Associates, Inc.
Project/Site: 17324-T07, RACER Former MTM

TestAmerica Job ID: 240-6462-1

Client Sample ID: S-017324-12011-TP-191

Lab Sample ID: 240-6462-30

Date Collected: 12/01/11 16:45
Matrix: Solid
Date Received: 12/02/11 09:15
Percent Solids: 78.3

Prep Type	Batch Type	Batch Method	Run	Dilution Factor	Batch Number	Prepared or Analyzed	Analyst	Lab
Total/NA	Analysis	7471A		1	25838	12/06/11 16:51	AS	TAL NC
Total/NA	Prep	3050B			25689	12/06/11 10:25	AS	TAL NC
Total/NA	Analysis	6010B		1	26136	12/08/11 19:03	KC	TAL NC
Total/NA	Analysis	6010B		1	26402	12/09/11 16:52	BD	TAL NC
Total/NA	Analysis	6010B		5	27915	12/22/11 10:59	BD	TAL NC
Total/NA	Analysis	Moisture		1	25524	12/05/11 10:23	CN	TAL NC

Client Sample ID: S-017324-12011-TP-192

Lab Sample ID: 240-6462-31

Date Collected: 12/01/11 16:55
Matrix: Solid
Date Received: 12/02/11 09:15
Percent Solids: 89.0

Prep Type	Batch Type	Batch Method	Run	Dilution Factor	Batch Number	Prepared or Analyzed	Analyst	Lab
Total/NA	Prep	5035			25954	12/02/11 23:03	LM	TAL NC
Total/NA	Analysis	8260B		1	26190	12/09/11 17:07	SM	TAL NC
Total/NA	Prep	3540C			25631	12/06/11 08:41	AK	TAL NC
Total/NA	Analysis	8270C		1	26096	12/08/11 23:59	JG	TAL NC
Total/NA	Prep	3540C			26007	12/08/11 08:35	AK	TAL NC
Total/NA	Analysis	8082		1	26379	12/12/11 12:01	LH	TAL NC
Total/NA	Prep	7471A			25700	12/06/11 14:00	AS	TAL NC
Total/NA	Analysis	7471A		1	25838	12/06/11 16:52	AS	TAL NC
Total/NA	Prep	3050B			25689	12/06/11 10:25	AS	TAL NC
Total/NA	Analysis	6010B		1	26136	12/08/11 19:21	KC	TAL NC
Total/NA	Analysis	6010B		1	26402	12/09/11 16:58	BD	TAL NC
Total/NA	Analysis	6010B		5	27915	12/22/11 11:05	BD	TAL NC
Total/NA	Analysis	Moisture		1	25524	12/05/11 10:23	CN	TAL NC

Laboratory References:

TAL NC = TestAmerica North Canton, 4101 Shuffel Street NW, North Canton, OH 44720, TEL (330)497-9396

Certification Summary

Client: Conestoga-Rovers & Associates, Inc.
Project/Site: 17324-T07, RACER Former MTM

TestAmerica Job ID: 240-6462-1

Laboratory	Authority	Program	EPA Region	Certification ID
TestAmerica North Canton	ACLASS	DoD ELAP		ADE-1437
TestAmerica North Canton	California	NELAC	9	01144CA
TestAmerica North Canton	Connecticut	State Program	1	PH-0590
TestAmerica North Canton	Florida	NELAC	4	E87225
TestAmerica North Canton	Georgia	Georgia EPD	4	N/A
TestAmerica North Canton	Illinois	NELAC	5	200004
TestAmerica North Canton	Kansas	NELAC	7	E-10336
TestAmerica North Canton	Kentucky	State Program	4	58
TestAmerica North Canton	Minnesota	NELAC	5	039-999-348
TestAmerica North Canton	Nevada	State Program	9	OH-000482008A
TestAmerica North Canton	New Jersey	NELAC	2	OH001
TestAmerica North Canton	New York	NELAC	2	10975
TestAmerica North Canton	Ohio	OVAP	5	CL0024
TestAmerica North Canton	Pennsylvania	NELAC	3	68-00340
TestAmerica North Canton	USDA	USDA		P330-11-00328
TestAmerica North Canton	Virginia	NELAC Secondary AB	3	460175
TestAmerica North Canton	West Virginia	West Virginia DEP	3	210
TestAmerica North Canton	Wisconsin	State Program	5	999518190

Accreditation may not be offered or required for all methods and analytes reported in this package. Please contact your project manager for the laboratory's current list of certified methods and analytes.

CONESTOGA-ROVERS & ASSOCIATES

6520 Corporate Drive
Indianapolis, Indiana 46278
(317) 291-7007 phone
(317) 328-2666 fax

CHAIN-OF-CUSTODY RECORD

SHIPPED TO (Laboratory Name): TA - North Canton, OH

REFERENCE NUMBER: 017324-707

PROJECT NAME: MTM

SAMPLER'S SIGNATURE: [signature] **PRINTED NAME:** Tim Ranger

SEQ. No.	DATE	TIME	SAMPLE IDENTIFICATION No.	SAMPLE MATRIX	No. OF CONTAINERS	PARAMETERS: TPH GRO	REMARKS
1	12/1/11	805	S-017324-120111-TP-162	Soil	4	X	
2		815	-163		12	X	MS/MSD
3		825	-164		4	X	*Hold at Lab
4		905	-165		4	X	*Hold at Lab
5		915	-166		4	X	
6		925	-167		4	X	
7		945	-168		4	X	
8		950	-169		4	X	
9		955	-170		4	X	*Hold at Lab
10		1025	-171		4	X	
11		1035	-172		4	X	
12	12/1/11	1045	S-017324-120111-TP-173	Soil	4	X	*Hold at Lab
TOTAL NUMBER OF CONTAINERS					56		

RELINQUISHED BY: ① [signature]	DATE: 12/1/11 TIME: 1930	RECEIVED BY: ②	DATE: TIME:
RELINQUISHED BY: ②	DATE: TIME:	RECEIVED BY: ③	DATE: TIME:
RELINQUISHED BY: ③	DATE: TIME:	RECEIVED BY: ④	DATE: TIME:

METHOD OF SHIPMENT: FedEx **TRACKING No.** 8754 2216 6322

White -Fully Executed Copy
Yellow -Receiving Laboratory Copy
Pink -Shipper Copy
Goldenrod -Sampler Copy

SAMPLE TEAM: Tim Ranger

RECEIVED FOR LABORATORY BY: [signature]
DATE: 12/2/11 TIME: 915

2702

400001-00(SOURCE)GN-CO007

CONESTOGA-ROVERS & ASSOCIATES
6520 Corporate Drive
Indianapolis, Indiana 46278
(317) 291-7007 phone
(317) 328-2666 fax

CHAIN-OF-CUSTODY RECORD

SHIPPED TO (Laboratory Name): TA - North Canton, OH

REFERENCE NUMBER: 017324-T07

PROJECT NAME: MTM

SAMPLER'S SIGNATURE: _____ **PRINTED NAME:** Tim Ranger

SEQ. No.	DATE	TIME	SAMPLE IDENTIFICATION No.	SAMPLE MATRIX	No. OF CONTAINERS	SVOC	D20, D/L D	PCB	TAL Metals	REMARKS
1	12/1/11	805	S-017324-120111-TP-162	Soil	2	X	X			
2		815	-163		4	X	X			MS/MSD
3		825	-164		2	X	X			*Hold at Lab
4		905	-165		2	X	X			*Hold at Lab
5		915	-166		2	X	X			
6		925	-167		2	X	X			
7		945	-168		2	X	X			
8		950	-169		2	X	X			
9		955	-170		2	X	X			*Hold at Lab
10		1025	-171		2	X	X			
11		1035	-172		2	X	X			
12		1045	-173		2	X	X			*Hold at Lab
13		1110	-174		2	X	X			
14		1120	-175		2	X	X			
15	12/6/11	1130	S-017324-120111-TP-176	Soil	2	X	X			*Hold at Lab
			TOTAL NUMBER OF CONTAINERS		32					

RELINQUISHED BY: ① _____	DATE: 12/6/11 TIME: 1930	RECEIVED BY: ② _____	DATE: TIME:
RELINQUISHED BY: ② _____	DATE: TIME:	RECEIVED BY: ③ _____	DATE: TIME:
RELINQUISHED BY: ③ _____	DATE: TIME:	RECEIVED BY: ④ _____	DATE: TIME:

METHOD OF SHIPMENT: FedEx **TRACKING No.** 8754 2216 6322

White -Fully Executed Copy
Yellow -Receiving Laboratory Copy
Pink -Shipper Copy
Goldenrod -Sampler Copy

SAMPLE TEAM: Tim Ranger

RECEIVED FOR LABORATORY BY: Terry Burns DATE: 12/9/11 TIME: 915

2705

400001-00(SOURCE)GN-CO007

12/22/2011

CONESTOGA-ROVERS & ASSOCIATES

6520 Corporate Drive
Indianapolis, Indiana 46278
(317) 291-7007 phone
(317) 328-2666 fax

CHAIN-OF-CUSTODY RECORD

SHIPPED TO (Laboratory Name): TA - North Canton, OH

REFERENCE NUMBER: 017324-T07

PROJECT NAME: MTM

SAMPLER'S SIGNATURE: [signature] **PRINTED NAME:** Tim Prunger

SEQ. No.	DATE	TIME	SAMPLE IDENTIFICATION No.	SAMPLE MATRIX	No. OF CONTAINERS	PARAMETERS: SVOC	PCB	TAL Metals	REMARKS
1	12/1/11	1200	S-017324-120111-TP-177	Soil	2	X	X	X	
2		1210	-178		2	X	X	X	
3		1325	-179		2		X	X	
4		1328	-180		2		X	X	
5		1340	-181		2		X	X	
6		1342	-182		2		X	X	
7		1352	-183		2		X	X	
8	12/1/11	1355	S-017324-120111-TP-184	Soil	2		X	X	
TOTAL NUMBER OF CONTAINERS					16				

RELINQUISHED BY: ① [signature]	DATE: 12/1/11 TIME: 1930	RECEIVED BY: ②	DATE: TIME:
RELINQUISHED BY: ②	DATE: TIME:	RECEIVED BY: ③	DATE: TIME:
RELINQUISHED BY: ③	DATE: TIME:	RECEIVED BY: ④	DATE: TIME:

METHOD OF SHIPMENT: FedEx **TRACKING No.** 8754 2216 6322

White -Fully Executed Copy
Yellow -Receiving Laboratory Copy
Pink -Shipper Copy
Goldenrod -Sampler Copy

SAMPLE TEAM: Tim Prunger

RECEIVED FOR LABORATORY BY: Terry Burns
DATE: 12/2/11 TIME: 915

2707

400001-00(SOURCE)GN-CO007

CONESTOGA-ROVERS & ASSOCIATES

6520 Corporate Drive
Indianapolis, Indiana 46278
(317) 291-7007 phone
(317) 328-2666 fax

CHAIN-OF-CUSTODY RECORD

SHIPPED TO (Laboratory Name): TA - North Canton, OH

REFERENCE NUMBER: 017324-707

PROJECT NAME: MTM

SAMPLER'S SIGNATURE: [signature] **PRINTED NAME:** Tim Pranger

SEQ. No.	DATE	TIME	SAMPLE IDENTIFICATION No.	SAMPLE MATRIX	No. OF CONTAINERS	PARAMETERS: TPH-GRO	PARAMETERS: TCL VOCs	REMARKS
1	12/1/11	1110	S-017324-120111-TP-174	Soil	4	X		
2		1120	-175		4	X		
3		1130	-176		4	X		#Hold at Lab
4		1200	-177		4		X	
5		1210	-178		4		X	
6		1440	-185		4		X	
7		1450	-186		4		X	
8		1555	-189		4		X	
9		1610	-190		4		X	
10		1645	-191		4		X	
11	12/1/11	1655	S-017324-120111-TP-192	Soil	4		X	
TOTAL NUMBER OF CONTAINERS					44			

RELINQUISHED BY: (1) [signature]	DATE: 12/1/11 TIME: 1930	RECEIVED BY: (2)	DATE: TIME:
RELINQUISHED BY: (2)	DATE: TIME:	RECEIVED BY: (3)	DATE: TIME:
RELINQUISHED BY: (3)	DATE: TIME:	RECEIVED BY: (4)	DATE: TIME:

METHOD OF SHIPMENT: FedEx **TRACKING No.** 8754 2216 6322

White -Fully Executed Copy
Yellow -Receiving Laboratory Copy
Pink -Shipper Copy
Goldenrod -Sampler Copy

SAMPLE TEAM: Tim Pranger

RECEIVED FOR LABORATORY BY: [signature] DATE: 12/2/11 TIME: 915

2703

400001-00(SOURCE)GN-CO007

12/22/2011

CONESTOGA-ROVERS & ASSOCIATES

6520 Corporate Drive
Indianapolis, Indiana 46278
(317) 291-7007 phone
(317) 328-2666 fax

CHAIN-OF-CUSTODY RECORD

SHIPPED TO (Laboratory Name): TA - North Canton - OH

REFERENCE NUMBER: 017324-107

PROJECT NAME: MTM

SAMPLER'S SIGNATURE: _____ **PRINTED NAME:** Tim Prunger

SEQ. No.	DATE	TIME	SAMPLE IDENTIFICATION No.	SAMPLE MATRIX	No. OF CONTAINERS	PARAMETERS: SVOC	PCB	TAL Metals	REMARKS
1	12/1/11	1440	S-017324-120111-TP-185	Soil	2	X	X	X	
2		1450	-186		2	X	X	X	
3		1535	-187		1		X	X	
4		1540	-188		1		X	X	
5		1555	-189		2	X	X	X	
6		1610	-190		2	X	X	X	
7	12/1/11	1645	S-017324-120111-TP-191	Soil	2	X	X	X	
8	12/1/11	1655	S-017324-120111-TP-192	Soil	2	X	X	X	
			TOTAL NUMBER OF CONTAINERS		14				

RELINQUISHED BY: ① Tim Prunger	DATE: 12/1/11 TIME: 1930	RECEIVED BY: ②	DATE: TIME:
RELINQUISHED BY: ②	DATE: TIME:	RECEIVED BY: ③	DATE: TIME:
RELINQUISHED BY: ③	DATE: TIME:	RECEIVED BY: ④	DATE: TIME:

METHOD OF SHIPMENT: FedEx **TRACKING No.** 8754 2216 6322

White -Fully Executed Copy
Yellow -Receiving Laboratory Copy
Pink -Shipper Copy
Goldenrod -Sampler Copy

SAMPLE TEAM: Tim Prunger

RECEIVED FOR LABORATORY BY: Terry Burns DATE: 12/2/11 TIME: 915

2704

400001-00(SOURCE)GN-CO007

12/22/2011

TestAmerica Cooler Receipt Form/Narrative **Lot Number:** 6462
North Canton Facility

Client CRA Project MTM By: (Signature)
Cooler Received on 12/2/11 Opened on 12/2/11
FedEx UPS DHL FAS Stetson Client Drop-Off TestAmerica Courier Other
TestAmerica Cooler # Multiple Coolers Foam Box Client Cooler Other

1. Were custody seals on the outside of the cooler(s)? Yes No Intact? Yes No NA
   If YES, Quantity 2 each Quantity Unsalvageable
   Were custody seals on the outside of cooler(s) signed and dated? Yes No NA
   Were custody seals on the bottle(s)? Yes No
   If YES, are there any exceptions?
2. Shippers' packing slip attached to the cooler(s)? Yes No
3. Did custody papers accompany the sample(s)? Yes No Relinquished by client? Yes No
4. Were the custody papers signed in the appropriate place? Yes No
5. Packing material used: Bubble Wrap Foam None Other
6. Cooler temperature upon receipt °C See back of form for multiple coolers/temps
   METHOD: IR Other
   COOLANT: Wet Ice Blue Ice Dry Ice Water None
7. Did all bottles arrive in good condition (Unbroken)? Yes No
8. Could all bottle labels be reconciled with the COC? Yes No
9. Were sample(s) at the correct pH upon receipt? Yes No NA
10. Were correct bottle(s) used for the test(s) indicated? Yes No
11. Were air bubbles >6 mm in any VOA vials? Yes No NA
12. Sufficient quantity received to perform indicated analyses? Yes No
13. Was a trip blank present in the cooler(s)? Yes No Were VOAs on the COC? Yes No

Contacted PM Date by via Verbal Voice Mail Other
Concerning

14. CHAIN OF CUSTODY

The following discrepancies occurred:

15. SAMPLE CONDITION

Sample(s) were received after the recommended holding time had expired.
Sample(s) were received in a broken container.
Sample(s) were received with bubble >6 mm in diameter. (Notify PM)

16. SAMPLE PRESERVATION

Sample(s) were further preserved in Sample Receiving to meet recommended pH level(s). *Nitric Acid Lot# 110410-HNO_3; Sulfuric Acid Lot# 041911-H_2SO_4; Sodium Hydroxide Lot# 121809 -NaOH; Hydrochloric Acid Lot# 041911-HCl; Sodium Hydroxide and Zinc Acetate Lot#* 100108-$(CH_3COO)_2ZN$/NaOH. What time was preservative added to sample(s)?

Client ID	pH	Date	Initials

TestAmerica Cooler Receipt Form/Narrative
North Canton Facility

Client ID	pH	Date	Initials

Cooler #	Temp. °C	Method	Coolant
A465	4.6°C	IR	ICE
Red Client Cooler	4.5°C	↓	↓
↓	3.7°C		
5247	3.8°C		

Discrepancies Cont'd:

Login Sample Receipt Checklist

Client: Conestoga-Rovers & Associates, Inc.

Job Number: 240-6462-1

Login Number: 6462

List Number: 1

Creator: Burns, Terry

List Source: TestAmerica North Canton

Question	Answer	Comment
Radioactivity either was not measured or, if measured, is at or below background	N/A	
The cooler's custody seal, if present, is intact.	True	
The cooler or samples do not appear to have been compromised or tampered with.	True	
Samples were received on ice.	True	
Cooler Temperature is acceptable.	True	4.6 4.5 3.7 3.8
Cooler Temperature is recorded.	True	
COC is present.	True	
COC is filled out in ink and legible.	True	
COC is filled out with all pertinent information.	True	
Is the Field Sampler's name present on COC?	True	
There are no discrepancies between the sample IDs on the containers and the COC.	True	
Samples are received within Holding Time.	True	
Sample containers have legible labels.	True	
Containers are not broken or leaking.	True	
Sample collection date/times are provided.	True	
Appropriate sample containers are used.	True	
Sample bottles are completely filled.	True	
Sample Preservation Verified.	True	
There is sufficient vol. for all requested analyses, incl. any requested MS/MSDs	True	
VOA sample vials do not have headspace or bubble is <6mm (1/4") in diameter.	True	
Multiphasic samples are not present.	True	
Samples do not require splitting or compositing.	True	
Residual Chlorine Checked.	N/A	

TestAmerica

THE LEADER IN ENVIRONMENTAL TESTING

ANALYTICAL REPORT

TestAmerica Laboratories, Inc.
TestAmerica North Canton
4101 Shuffel Street NW
North Canton, OH 44720
Tel: (330)497-9396

TestAmerica Job ID: 240-6462-2
Client Project/Site: 17324-T07, RACER Former MTM

For:
Conestoga-Rovers & Associates, Inc.
6520 Corporate Drive
Indianapolis, Indiana 46278

Attn: Mr. Michael Richardson

Denise D Heckler

Authorized for release by:
1/10/2012 4:07:58 PM

Denise Heckler
Project Manager II
denise.heckler@testamericainc.com

This report has been electronically signed and authorized by the signatory. Electronic signature is intended to be the legally binding equivalent of a traditionally handwritten signature.

Results relate only to the items tested and the sample(s) as received by the laboratory.

LINKS

Review your project results through TotalAccess

Have a Question? Ask The Expert

Visit us at: www.testamericainc.com

Table of Contents

Cover Page 1
Table of Contents 2
Definitions/Glossary 3
Case Narrative 4
Method Summary 6
Sample Summary 7
Detection Summary 8
Client Sample Results 9
Surrogate Summary 11
QC Sample Results 12
QC Association Summary 17
Lab Chronicle 19
Certification Summary 20
Chain of Custody 21
Receipt Checklists 28

Client: Conestoga-Rovers & Associates, Inc.
Project/Site: 17324-T07, RACER Former MTM

TestAmerica Job ID: 240-6462-2

Qualifiers

GC/MS Semi VOA

Qualifier	Qualifier Description
H	Sample was prepped or analyzed beyond the specified holding time
U	Indicates the analyte was analyzed for but not detected.
J	Result is less than the RL but greater than or equal to the MDL and the concentration is an approximate value.
B	Compound was found in the blank and sample.

GC VOA

Qualifier	Qualifier Description
U	Indicates the analyte was analyzed for but not detected.

GC Semi VOA

Qualifier	Qualifier Description
H	Sample was prepped or analyzed beyond the specified holding time
B	Compound was found in the blank and sample.
X	Surrogate is outside control limits
*	LCS or LCSD exceeds the control limits
U	Indicates the analyte was analyzed for but not detected.
J	Result is less than the RL but greater than or equal to the MDL and the concentration is an approximate value.

Glossary

Abbreviation	These commonly used abbreviations may or may not be present in this report.
☼	Listed under the "D" column to designate that the result is reported on a dry weight basis
%R	Percent Recovery
CNF	Contains no Free Liquid
DL, RA, RE, IN	Indicates a Dilution, Reanalysis, Re-extraction, or additional Initial metals/anion analysis of the sample
EDL	Estimated Detection Limit
EPA	United States Environmental Protection Agency
MDL	Method Detection Limit
ML	Minimum Level (Dioxin)
ND	Not detected at the reporting limit (or MDL or EDL if shown)
PQL	Practical Quantitation Limit
QC	Quality Control
RL	Reporting Limit
RPD	Relative Percent Difference, a measure of the relative difference between two points
TEF	Toxicity Equivalent Factor (Dioxin)
TEQ	Toxicity Equivalent Quotient (Dioxin)

Job ID: 240-6462-2

Laboratory: TestAmerica North Canton

Narrative

CASE NARRATIVE

Client: Conestoga-Rovers & Associates, Inc.

Project: 17324-T07, RACER Former MTM

Report Number: 240-6462-2

With the exceptions noted as flags or footnotes, standard analytical protocols were followed in the analysis of the samples and no problems were encountered or anomalies observed. In addition all laboratory quality control samples were within established control limits, with any exceptions noted below. Each sample was analyzed to achieve the lowest possible reporting limit within the constraints of the method. In some cases, due to interference or analytes present at high concentrations, samples were diluted. For diluted samples, the reporting limits are adjusted relative to the dilution required.

TestAmerica North Canton attests to the validity of the laboratory data generated by TestAmerica facilities reported herein. All analyses performed by TestAmerica facilities were done using established laboratory SOPs that incorporate QA/QC procedures described in the application methods. TestAmerica's operations groups have reviewed the data for compliance with the laboratory QA/QC plan, and data have been found to be compliant with laboratory protocols unless otherwise noted below.

The test results in this report meet all NELAP requirements for parameters for which accreditation is required or available. Any exceptions to NELAP requirements are noted in this report. Pursuant to NELAP, this report may not be reproduced, except in full, without the written approval of the laboratory.

Calculations are performed before rounding to avoid round-off errors in calculated results.

All holding times were met and proper preservation noted for the methods performed on these samples, unless otherwise detailed in the individual sections below.

All solid sample results are reported on an "as received" basis unless otherwise indicated by the presence of a % solids value in the method header.

This laboratory report is confidential and is intended for the sole use of TestAmerica and its client.

Select samples/tests were taken off hold by CRA on December 22, 2011. A revised chain of custody was not provided.

RECEIPT

The samples were received on 12/02/2011; the samples arrived in good condition, properly preserved and on ice. The temperature of the coolers at receipt was 4.6 C.

SEMIVOLATILE ORGANIC COMPOUNDS (GC-MS)

Sample S-017324-12011-TP-165 (240-6462-4) was analyzed for semivolatile organic compounds (GC-MS) in accordance with EPA SW-846 Method 8270C. The samples were prepared past the method recommended holding time on 12/28/2011 and analyzed on 01/01/2012.

Surrogates are added during the extraction process prior to dilution. When the sample is diluted, surrogate recoveries are diluted out and no corrective action is required.

Bis(2-ethylhexyl) phthalate was detected in method blank MB 240-28342/20-A at a level exceeding the reporting limit. If the associated sample reported a result above the MDL and/or RL, the result has been "B" flagged.

Sample S-017324-12011-TP-165 (240-6462-4)[10X] required dilution prior to analysis. The reporting limits have been adjusted accordingly.

Job ID: 240-6462-2 (Continued)

Laboratory: TestAmerica North Canton (Continued)

No other difficulties were encountered during the SVOC analysis.

All other quality control parameters were within the acceptance limits.

GASOLINE RANGE ORGANICS (GRO)

Sample S-017324-12011-TP-165 (240-6462-4) was analyzed for gasoline range organics (GRO) in accordance with EPA SW-846 Method 8015B - GRO. The samples were prepared on 12/02/2011 and analyzed on 12/13/2011.

The presence of the '4' qualifier in the data indicates analytes where the concentration in the unspiked sample exceeded four times the spiking amount.

No other difficulties were encountered during the GRO analysis.

All other quality control parameters were within the acceptance limits.

DIESEL RANGE ORGANICS (DRO)

Sample S-017324-12011-TP-165 (240-6462-4) was analyzed for diesel range organics (DRO) in accordance with EPA SW-846 Method 8015B - DRO. The samples were prepared past the method recommended holding time on 12/27/2011 and 12/30/2011 and analyzed on 01/05/2012 and 12/30/2011.

Surrogates are added during the extraction process prior to dilution. When the sample dilution is 5X or greater, surrogate recoveries are diluted out and no corrective action is required.

C20-C34 was detected in method blank MB 240-28165/20-A at a level that was above the method detection limit but below the reporting limit. The value should be considered an estimate, and has been flagged “J”. If the associated sample reported a result above the MDL and/or RL, the result has been “B” flagged.

n-Nonane failed the surrogate recovery criteria low for S-017324-12011-TP-165 (240-6462-4).

Diesel failed the recovery criteria low for LCS 240-28165/21-A. The sample was reextracted, both sets of data are reported.

Samples S-017324-12011-TP-165 (240-6462-4)[10X] and S-017324-12011-TP-165 (240-6462-4)[20X] required dilution prior to analysis. The reporting limits have been adjusted accordingly.

No other difficulties were encountered during the DRO analysis.

All other quality control parameters were within the acceptance limits.

Method Summary

Client: Conestoga-Rovers & Associates, Inc.
Project/Site: 17324-T07, RACER Former MTM

TestAmerica Job ID: 240-6462-2

Method	Method Description	Protocol	Laboratory
8270C	Semivolatile Organic Compounds (GC/MS)	SW846	TAL NC
8015B	Gasoline Range Organics - (GC)	SW846	TAL NC
8015B	Diesel Range Organics (DRO) (GC)	SW846	TAL NC
Moisture	Percent Moisture	EPA	TAL NC

Protocol References:

EPA = US Environmental Protection Agency

SW846 = "Test Methods For Evaluating Solid Waste, Physical/Chemical Methods", Third Edition, November 1986 And Its Updates.

Laboratory References:

TAL NC = TestAmerica North Canton, 4101 Shuffel Street NW, North Canton, OH 44720, TEL (330)497-9396

Sample Summary

Client: Conestoga-Rovers & Associates, Inc.
Project/Site: 17324-T07, RACER Former MTM

TestAmerica Job ID: 240-6462-2

Lab Sample ID	Client Sample ID	Matrix	Collected	Received
240-6462-4	S-017324-12011-TP-165	Solid	12/01/11 09:05	12/02/11 09:15

Detection Summary

Client: Conestoga-Rovers & Associates, Inc.
Project/Site: 17324-T07, RACER Former MTM

TestAmerica Job ID: 240-6462-2

Client Sample ID: S-017324-12011-TP-165

Lab Sample ID: 240-6462-4

Analyte	Result	Qualifier	RL	MDL	Unit	Dil Fac	D	Method	Prep Type
1,1'-Biphenyl	620	H	590	320	ug/Kg	10	☼	8270C	Total/NA
2-Methylnaphthalene	260	H	79	39	ug/Kg	10	☼	8270C	Total/NA
Acenaphthene	110	H	79	39	ug/Kg	10	☼	8270C	Total/NA
Benzo[a]pyrene	56	J H	79	39	ug/Kg	10	☼	8270C	Total/NA
Dibenzofuran	81	J H	590	39	ug/Kg	10	☼	8270C	Total/NA
Fluoranthene	130	H	79	39	ug/Kg	10	☼	8270C	Total/NA
Fluorene	150	H	79	39	ug/Kg	10	☼	8270C	Total/NA
Naphthalene	240	H	79	39	ug/Kg	10	☼	8270C	Total/NA
Phenanthrene	400	H	79	39	ug/Kg	10	☼	8270C	Total/NA
Pyrene	250	H	79	39	ug/Kg	10	☼	8270C	Total/NA
C6-C10	69		52	24	ug/Kg	1	☼	8015B	Total/NA
C10-C20	1300	H	200	110	mg/Kg	10	☼	8015B	Total/NA
C20-C34	1400	H B	200	110	mg/Kg	10	☼	8015B	Total/NA
C10-C20 - RE	1600	H	390	220	mg/Kg	20	☼	8015B	Total/NA
C20-C34 - RE	1700	H	390	220	mg/Kg	20	☼	8015B	Total/NA

Client: Conestoga-Rovers & Associates, Inc.
Project/Site: 17324-T07, RACER Former MTM

TestAmerica Job ID: 240-6462-2

Client Sample ID: S-017324-12011-TP-165
Date Collected: 12/01/11 09:05
Date Received: 12/02/11 09:15

Lab Sample ID: 240-6462-4
Matrix: Solid
Percent Solids: 84.9

Method: 8270C - Semivolatile Organic Compounds (GC/MS)

Analyte	Result	Qualifier	RL	MDL	Unit	D	Prepared	Analyzed	Dil Fac
1,1'-Biphenyl	**620**	**H**	590	320	ug/Kg	☼	12/28/11 08:36	01/01/12 00:08	10
2,2'-oxybis[1-chloropropane]	1200	U H	1200	110	ug/Kg	☼	12/28/11 08:36	01/01/12 00:08	10
2,4,5-Trichlorophenol	1800	U H	1800	290	ug/Kg	☼	12/28/11 08:36	01/01/12 00:08	10
2,4,6-Trichlorophenol	1800	U H	1800	940	ug/Kg	☼	12/28/11 08:36	01/01/12 00:08	10
2,4-Dichlorophenol	1800	U H	1800	240	ug/Kg	☼	12/28/11 08:36	01/01/12 00:08	10
2,4-Dimethylphenol	1800	U H	1800	240	ug/Kg	☼	12/28/11 08:36	01/01/12 00:08	10
2,4-Dinitrophenol	3900	U H	3900	940	ug/Kg	☼	12/28/11 08:36	01/01/12 00:08	10
2,4-Dinitrotoluene	2400	U H	2400	320	ug/Kg	☼	12/28/11 08:36	01/01/12 00:08	10
2,6-Dinitrotoluene	2400	U H	2400	250	ug/Kg	☼	12/28/11 08:36	01/01/12 00:08	10
2-Chloronaphthalene	590	U H	590	39	ug/Kg	☼	12/28/11 08:36	01/01/12 00:08	10
2-Chlorophenol	590	U H	590	320	ug/Kg	☼	12/28/11 08:36	01/01/12 00:08	10
2-Methylnaphthalene	**260**	**H**	79	39	ug/Kg	☼	12/28/11 08:36	01/01/12 00:08	10
2-Methylphenol	2400	U H	2400	940	ug/Kg	☼	12/28/11 08:36	01/01/12 00:08	10
2-Nitroaniline	2400	U H	2400	110	ug/Kg	☼	12/28/11 08:36	01/01/12 00:08	10
2-Nitrophenol	590	U H	590	320	ug/Kg	☼	12/28/11 08:36	01/01/12 00:08	10
3,3'-Dichlorobenzidine	1200	U H	1200	210	ug/Kg	☼	12/28/11 08:36	01/01/12 00:08	10
3-Nitroaniline	2400	U H	2400	190	ug/Kg	☼	12/28/11 08:36	01/01/12 00:08	10
4,6-Dinitro-2-methylphenol	1800	U H	1800	940	ug/Kg	☼	12/28/11 08:36	01/01/12 00:08	10
4-Bromophenyl phenyl ether	590	U H	590	150	ug/Kg	☼	12/28/11 08:36	01/01/12 00:08	10
4-Chloro-3-methylphenol	1800	U H	1800	250	ug/Kg	☼	12/28/11 08:36	01/01/12 00:08	10
4-Chloroaniline	1800	U H	1800	200	ug/Kg	☼	12/28/11 08:36	01/01/12 00:08	10
4-Chlorophenyl phenyl ether	590	U H	590	150	ug/Kg	☼	12/28/11 08:36	01/01/12 00:08	10
4-Nitroaniline	2400	U H	2400	310	ug/Kg	☼	12/28/11 08:36	01/01/12 00:08	10
4-Nitrophenol	3900	U H	3900	940	ug/Kg	☼	12/28/11 08:36	01/01/12 00:08	10
Acenaphthene	**110**	**H**	79	39	ug/Kg	☼	12/28/11 08:36	01/01/12 00:08	10
Acenaphthylene	79	U H	79	39	ug/Kg	☼	12/28/11 08:36	01/01/12 00:08	10
Acetophenone	1200	U H	1200	110	ug/Kg	☼	12/28/11 08:36	01/01/12 00:08	10
Anthracene	79	U H	79	39	ug/Kg	☼	12/28/11 08:36	01/01/12 00:08	10
Atrazine	2400	U H	2400	110	ug/Kg	☼	12/28/11 08:36	01/01/12 00:08	10
Benzaldehyde	1200	U H	1200	140	ug/Kg	☼	12/28/11 08:36	01/01/12 00:08	10
Benzo[a]anthracene	79	U H	79	39	ug/Kg	☼	12/28/11 08:36	01/01/12 00:08	10
Benzo[a]pyrene	**56**	**J H**	79	39	ug/Kg	☼	12/28/11 08:36	01/01/12 00:08	10
Benzo[b]fluoranthene	79	U H	79	39	ug/Kg	☼	12/28/11 08:36	01/01/12 00:08	10
Benzo[g,h,i]perylene	79	U H	79	39	ug/Kg	☼	12/28/11 08:36	01/01/12 00:08	10
Benzo[k]fluoranthene	79	U H	79	39	ug/Kg	☼	12/28/11 08:36	01/01/12 00:08	10
Bis(2-chloroethoxy)methane	1200	U H	1200	260	ug/Kg	☼	12/28/11 08:36	01/01/12 00:08	10
Bis(2-chloroethyl)ether	1200	U H	1200	24	ug/Kg	☼	12/28/11 08:36	01/01/12 00:08	10
Bis(2-ethylhexyl) phthalate	590	U H	590	220	ug/Kg	☼	12/28/11 08:36	01/01/12 00:08	10
Butyl benzyl phthalate	590	U H	590	120	ug/Kg	☼	12/28/11 08:36	01/01/12 00:08	10
Caprolactam	3900	U H	3900	440	ug/Kg	☼	12/28/11 08:36	01/01/12 00:08	10
Carbazole	590	U H	590	320	ug/Kg	☼	12/28/11 08:36	01/01/12 00:08	10
Chrysene	79	U H	79	13	ug/Kg	☼	12/28/11 08:36	01/01/12 00:08	10
Dibenz(a,h)anthracene	79	U H	79	39	ug/Kg	☼	12/28/11 08:36	01/01/12 00:08	10
Dibenzofuran	**81**	**J H**	590	39	ug/Kg	☼	12/28/11 08:36	01/01/12 00:08	10
Diethyl phthalate	590	U H	590	190	ug/Kg	☼	12/28/11 08:36	01/01/12 00:08	10
Dimethyl phthalate	590	U H	590	200	ug/Kg	☼	12/28/11 08:36	01/01/12 00:08	10
Di-n-butyl phthalate	590	U H	590	180	ug/Kg	☼	12/28/11 08:36	01/01/12 00:08	10
Di-n-octyl phthalate	590	U H	590	320	ug/Kg	☼	12/28/11 08:36	01/01/12 00:08	10
Fluoranthene	**130**	**H**	79	39	ug/Kg	☼	12/28/11 08:36	01/01/12 00:08	10
Fluorene	**150**	**H**	79	39	ug/Kg	☼	12/28/11 08:36	01/01/12 00:08	10

Client: Conestoga-Rovers & Associates, Inc.
Project/Site: 17324-T07, RACER Former MTM

TestAmerica Job ID: 240-6462-2

Client Sample ID: S-017324-12011-TP-165
Date Collected: 12/01/11 09:05
Date Received: 12/02/11 09:15

Lab Sample ID: 240-6462-4
Matrix: Solid
Percent Solids: 84.9

Method: 8270C - Semivolatile Organic Compounds (GC/MS) (Continued)

Analyte	Result	Qualifier	RL	MDL	Unit	D	Prepared	Analyzed	Dil Fac
Hexachlorobenzene	79	U H	79	25	ug/Kg	☼	12/28/11 08:36	01/01/12 00:08	10
Hexachlorobutadiene	590	U H	590	320	ug/Kg	☼	12/28/11 08:36	01/01/12 00:08	10
Hexachlorocyclopentadiene	3900	U H	3900	320	ug/Kg	☼	12/28/11 08:36	01/01/12 00:08	10
Hexachloroethane	590	U H	590	110	ug/Kg	☼	12/28/11 08:36	01/01/12 00:08	10
Indeno[1,2,3-cd]pyrene	79	U H	79	39	ug/Kg	☼	12/28/11 08:36	01/01/12 00:08	10
Isophorone	590	U H	590	150	ug/Kg	☼	12/28/11 08:36	01/01/12 00:08	10
Naphthalene	**240**	**H**	79	39	ug/Kg	☼	12/28/11 08:36	01/01/12 00:08	10
Nitrobenzene	1200	U H	1200	26	ug/Kg	☼	12/28/11 08:36	01/01/12 00:08	10
N-Nitrosodi-n-propylamine	590	U H	590	320	ug/Kg	☼	12/28/11 08:36	01/01/12 00:08	10
N-Nitrosodiphenylamine	590	U H	590	250	ug/Kg	☼	12/28/11 08:36	01/01/12 00:08	10
Pentachlorophenol	1800	U H	1800	940	ug/Kg	☼	12/28/11 08:36	01/01/12 00:08	10
Phenol	590	U H	590	320	ug/Kg	☼	12/28/11 08:36	01/01/12 00:08	10
Phenanthrene	**400**	**H**	79	39	ug/Kg	☼	12/28/11 08:36	01/01/12 00:08	10
Pyrene	**250**	**H**	79	39	ug/Kg	☼	12/28/11 08:36	01/01/12 00:08	10
3 & 4 Methylphenol	4700	U H	4700	240	ug/Kg	☼	12/28/11 08:36	01/01/12 00:08	10

Surrogate	*%Recovery*	*Qualifier*	*Limits*	*Prepared*	*Analyzed*	*Dil Fac*
2-Fluorobiphenyl (Surr)	*61*		*34 - 110*	*12/28/11 08:36*	*01/01/12 00:08*	*10*
2-Fluorophenol (Surr)	*63*		*26 - 110*	*12/28/11 08:36*	*01/01/12 00:08*	*10*
2,4,6-Tribromophenol (Surr)	*45*		*10 - 118*	*12/28/11 08:36*	*01/01/12 00:08*	*10*
Nitrobenzene-d5 (Surr)	*46*		*24 - 112*	*12/28/11 08:36*	*01/01/12 00:08*	*10*
Phenol-d5 (Surr)	*69*		*28 - 110*	*12/28/11 08:36*	*01/01/12 00:08*	*10*
Terphenyl-d14 (Surr)	*80*		*41 - 119*	*12/28/11 08:36*	*01/01/12 00:08*	*10*

Method: 8015B - Gasoline Range Organics - (GC)

Analyte	Result	Qualifier	RL	MDL	Unit	D	Prepared	Analyzed	Dil Fac
C6-C10	**69**		52	24	ug/Kg	☼	12/02/11 23:03	12/13/11 16:40	1

Surrogate	*%Recovery*	*Qualifier*	*Limits*	*Prepared*	*Analyzed*	*Dil Fac*
Trifluorotoluene (Surr)	*105*		*10 - 150*	*12/02/11 23:03*	*12/13/11 16:40*	*1*

Method: 8015B - Diesel Range Organics (DRO) (GC)

Analyte	Result	Qualifier	RL	MDL	Unit	D	Prepared	Analyzed	Dil Fac
C10-C20	**1300**	**H**	200	110	mg/Kg	☼	12/27/11 08:58	12/30/11 09:57	10
C20-C34	**1400**	**H B**	200	110	mg/Kg	☼	12/27/11 08:58	12/30/11 09:57	10

Surrogate	*%Recovery*	*Qualifier*	*Limits*	*Prepared*	*Analyzed*	*Dil Fac*
n-Nonane	*46*		*10 - 110*	*12/27/11 08:58*	*12/30/11 09:57*	*10*

Method: 8015B - Diesel Range Organics (DRO) (GC) - RE

Analyte	Result	Qualifier	RL	MDL	Unit	D	Prepared	Analyzed	Dil Fac
C10-C20	**1600**	**H**	390	220	mg/Kg	☼	12/30/11 10:01	01/05/12 15:43	20
C20-C34	**1700**	**H**	390	220	mg/Kg	☼	12/30/11 10:01	01/05/12 15:43	20

Surrogate	*%Recovery*	*Qualifier*	*Limits*	*Prepared*	*Analyzed*	*Dil Fac*
n-Nonane	*0*	*X*	*10 - 110*	*12/30/11 10:01*	*01/05/12 15:43*	*20*

Surrogate Summary

Client: Conestoga-Rovers & Associates, Inc.
Project/Site: 17324-T07, RACER Former MTM

TestAmerica Job ID: 240-6462-2

Method: 8270C - Semivolatile Organic Compounds (GC/MS)

Matrix: Solid **Prep Type: Total/NA**

		Percent Surrogate Recovery (Acceptance Limits)					
		FBP	2FP	TBP	NBZ	PHL	TPH
Lab Sample ID	Client Sample ID	(34-110)	(26-110)	(10-118)	(24-112)	(28-110)	(41-119)
240-6462-4	S-017324-12011-TP-165	61	63	45	46	69	80
LCS 240-28342/21-A	Lab Control Sample	69	82	53	74	79	87
MB 240-28342/20-A	Method Blank	64	75	40	66	67	84

Surrogate Legend

FBP = 2-Fluorobiphenyl (Surr)
2FP = 2-Fluorophenol (Surr)
TBP = 2,4,6-Tribromophenol (Surr)
NBZ = Nitrobenzene-d5 (Surr)
PHL = Phenol-d5 (Surr)
TPH = Terphenyl-d14 (Surr)

Method: 8015B - Gasoline Range Organics - (GC)

Matrix: Solid **Prep Type: Total/NA**

		Percent Surrogate Recovery (Acceptance Limits)
		TFT2
Lab Sample ID	Client Sample ID	(10-150)
240-6462-4	S-017324-12011-TP-165	105
LCS 240-26596/7	Lab Control Sample	102
MB 240-26596/6	Method Blank	99

Surrogate Legend

TFT = Trifluorotoluene (Surr)

Method: 8015B - Diesel Range Organics (DRO) (GC)

Matrix: Solid **Prep Type: Total/NA**

		Percent Surrogate Recovery (Acceptance Limits)
		C91
Lab Sample ID	Client Sample ID	(10-110)
240-6462-4	S-017324-12011-TP-165	46
240-6462-4 - RE	S-017324-12011-TP-165	0 X
LCS 240-28165/21-A	Lab Control Sample	102
LCS 240-28698/21-A	Lab Control Sample	49
MB 240-28165/20-A	Method Blank	49
MB 240-28698/20-A	Method Blank	39

Surrogate Legend

C9 = n-Nonane

Client: Conestoga-Rovers & Associates, Inc.
Project/Site: 17324-T07, RACER Former MTM

TestAmerica Job ID: 240-6462-2

Method: 8270C - Semivolatile Organic Compounds (GC/MS)

Lab Sample ID: MB 240-28342/20-A
Matrix: Solid
Analysis Batch: 28796

Client Sample ID: Method Blank
Prep Type: Total/NA
Prep Batch: 28342

Analyte	MB Result	MB Qualifier	RL	MDL	Unit	D	Prepared	Analyzed	Dil Fac
1,1'-Biphenyl	50	U	50	27	ug/Kg		12/28/11 08:36	12/31/11 16:38	1
2,2'-oxybis[1-chloropropane]	100	U	100	9.5	ug/Kg		12/28/11 08:36	12/31/11 16:38	1
2,4,5-Trichlorophenol	150	U	150	25	ug/Kg		12/28/11 08:36	12/31/11 16:38	1
2,4,6-Trichlorophenol	150	U	150	80	ug/Kg		12/28/11 08:36	12/31/11 16:38	1
2,4-Dichlorophenol	150	U	150	20	ug/Kg		12/28/11 08:36	12/31/11 16:38	1
2,4-Dimethylphenol	150	U	150	20	ug/Kg		12/28/11 08:36	12/31/11 16:38	1
2,4-Dinitrophenol	330	U	330	80	ug/Kg		12/28/11 08:36	12/31/11 16:38	1
2,4-Dinitrotoluene	200	U	200	27	ug/Kg		12/28/11 08:36	12/31/11 16:38	1
2,6-Dinitrotoluene	200	U	200	21	ug/Kg		12/28/11 08:36	12/31/11 16:38	1
2-Chloronaphthalene	50	U	50	3.3	ug/Kg		12/28/11 08:36	12/31/11 16:38	1
2-Chlorophenol	50	U	50	27	ug/Kg		12/28/11 08:36	12/31/11 16:38	1
2-Methylnaphthalene	6.7	U	6.7	3.3	ug/Kg		12/28/11 08:36	12/31/11 16:38	1
2-Methylphenol	200	U	200	80	ug/Kg		12/28/11 08:36	12/31/11 16:38	1
2-Nitroaniline	200	U	200	9.1	ug/Kg		12/28/11 08:36	12/31/11 16:38	1
2-Nitrophenol	50	U	50	27	ug/Kg		12/28/11 08:36	12/31/11 16:38	1
3,3'-Dichlorobenzidine	100	U	100	18	ug/Kg		12/28/11 08:36	12/31/11 16:38	1
3-Nitroaniline	200	U	200	16	ug/Kg		12/28/11 08:36	12/31/11 16:38	1
4,6-Dinitro-2-methylphenol	150	U	150	80	ug/Kg		12/28/11 08:36	12/31/11 16:38	1
4-Bromophenyl phenyl ether	50	U	50	13	ug/Kg		12/28/11 08:36	12/31/11 16:38	1
4-Chloro-3-methylphenol	150	U	150	21	ug/Kg		12/28/11 08:36	12/31/11 16:38	1
4-Chloroaniline	150	U	150	17	ug/Kg		12/28/11 08:36	12/31/11 16:38	1
4-Chlorophenyl phenyl ether	50	U	50	13	ug/Kg		12/28/11 08:36	12/31/11 16:38	1
4-Nitroaniline	200	U	200	26	ug/Kg		12/28/11 08:36	12/31/11 16:38	1
4-Nitrophenol	330	U	330	80	ug/Kg		12/28/11 08:36	12/31/11 16:38	1
Acenaphthene	6.7	U	6.7	3.3	ug/Kg		12/28/11 08:36	12/31/11 16:38	1
Acenaphthylene	6.7	U	6.7	3.3	ug/Kg		12/28/11 08:36	12/31/11 16:38	1
Acetophenone	100	U	100	9.2	ug/Kg		12/28/11 08:36	12/31/11 16:38	1
Anthracene	6.7	U	6.7	3.3	ug/Kg		12/28/11 08:36	12/31/11 16:38	1
Atrazine	200	U	200	9.1	ug/Kg		12/28/11 08:36	12/31/11 16:38	1
Benzaldehyde	100	U	100	12	ug/Kg		12/28/11 08:36	12/31/11 16:38	1
Benzo[a]anthracene	6.7	U	6.7	3.3	ug/Kg		12/28/11 08:36	12/31/11 16:38	1
Benzo[a]pyrene	6.7	U	6.7	3.3	ug/Kg		12/28/11 08:36	12/31/11 16:38	1
Benzo[b]fluoranthene	6.7	U	6.7	3.3	ug/Kg		12/28/11 08:36	12/31/11 16:38	1
Benzo[g,h,i]perylene	6.7	U	6.7	3.3	ug/Kg		12/28/11 08:36	12/31/11 16:38	1
Benzo[k]fluoranthene	6.7	U	6.7	3.3	ug/Kg		12/28/11 08:36	12/31/11 16:38	1
Bis(2-chloroethoxy)methane	100	U	100	22	ug/Kg		12/28/11 08:36	12/31/11 16:38	1
Bis(2-chloroethyl)ether	100	U	100	2.0	ug/Kg		12/28/11 08:36	12/31/11 16:38	1
Bis(2-ethylhexyl) phthalate	780		50	19	ug/Kg		12/28/11 08:36	12/31/11 16:38	1
Butyl benzyl phthalate	50	U	50	10	ug/Kg		12/28/11 08:36	12/31/11 16:38	1
Caprolactam	330	U	330	37	ug/Kg		12/28/11 08:36	12/31/11 16:38	1
Carbazole	50	U	50	27	ug/Kg		12/28/11 08:36	12/31/11 16:38	1
Chrysene	6.7	U	6.7	1.1	ug/Kg		12/28/11 08:36	12/31/11 16:38	1
Dibenz(a,h)anthracene	6.7	U	6.7	3.3	ug/Kg		12/28/11 08:36	12/31/11 16:38	1
Dibenzofuran	50	U	50	3.3	ug/Kg		12/28/11 08:36	12/31/11 16:38	1
Diethyl phthalate	50	U	50	16	ug/Kg		12/28/11 08:36	12/31/11 16:38	1
Dimethyl phthalate	50	U	50	17	ug/Kg		12/28/11 08:36	12/31/11 16:38	1
Di-n-butyl phthalate	50	U	50	15	ug/Kg		12/28/11 08:36	12/31/11 16:38	1
Di-n-octyl phthalate	50	U	50	27	ug/Kg		12/28/11 08:36	12/31/11 16:38	1
Fluoranthene	6.7	U	6.7	3.3	ug/Kg		12/28/11 08:36	12/31/11 16:38	1

Method: 8270C - Semivolatile Organic Compounds (GC/MS) (Continued)

Lab Sample ID: MB 240-28342/20-A
Matrix: Solid
Analysis Batch: 28796

Client Sample ID: Method Blank
Prep Type: Total/NA
Prep Batch: 28342

Analyte	MB Result	MB Qualifier	RL	MDL	Unit	D	Prepared	Analyzed	Dil Fac
Fluorene	6.7	U	6.7	3.3	ug/Kg		12/28/11 08:36	12/31/11 16:38	1
Hexachlorobenzene	6.7	U	6.7	2.1	ug/Kg		12/28/11 08:36	12/31/11 16:38	1
Hexachlorobutadiene	50	U	50	27	ug/Kg		12/28/11 08:36	12/31/11 16:38	1
Hexachlorocyclopentadiene	330	U	330	27	ug/Kg		12/28/11 08:36	12/31/11 16:38	1
Hexachloroethane	50	U	50	9.0	ug/Kg		12/28/11 08:36	12/31/11 16:38	1
Indeno[1,2,3-cd]pyrene	6.7	U	6.7	3.3	ug/Kg		12/28/11 08:36	12/31/11 16:38	1
Isophorone	50	U	50	13	ug/Kg		12/28/11 08:36	12/31/11 16:38	1
Naphthalene	6.7	U	6.7	3.3	ug/Kg		12/28/11 08:36	12/31/11 16:38	1
Nitrobenzene	100	U	100	2.2	ug/Kg		12/28/11 08:36	12/31/11 16:38	1
N-Nitrosodi-n-propylamine	50	U	50	27	ug/Kg		12/28/11 08:36	12/31/11 16:38	1
N-Nitrosodiphenylamine	50	U	50	21	ug/Kg		12/28/11 08:36	12/31/11 16:38	1
Pentachlorophenol	150	U	150	80	ug/Kg		12/28/11 08:36	12/31/11 16:38	1
Phenol	50	U	50	27	ug/Kg		12/28/11 08:36	12/31/11 16:38	1
Phenanthrene	6.7	U	6.7	3.3	ug/Kg		12/28/11 08:36	12/31/11 16:38	1
Pyrene	6.7	U	6.7	3.3	ug/Kg		12/28/11 08:36	12/31/11 16:38	1
3 & 4 Methylphenol	400	U	400	20	ug/Kg		12/28/11 08:36	12/31/11 16:38	1

Surrogate	*MB %Recovery*	*MB Qualifier*	*Limits*	*Prepared*	*Analyzed*	*Dil Fac*
2-Fluorobiphenyl (Surr)	*64*		*34 - 110*	*12/28/11 08:36*	*12/31/11 16:38*	*1*
2-Fluorophenol (Surr)	*75*		*26 - 110*	*12/28/11 08:36*	*12/31/11 16:38*	*1*
2,4,6-Tribromophenol (Surr)	*40*		*10 - 118*	*12/28/11 08:36*	*12/31/11 16:38*	*1*
Nitrobenzene-d5 (Surr)	*66*		*24 - 112*	*12/28/11 08:36*	*12/31/11 16:38*	*1*
Phenol-d5 (Surr)	*67*		*28 - 110*	*12/28/11 08:36*	*12/31/11 16:38*	*1*
Terphenyl-d14 (Surr)	*84*		*41 - 119*	*12/28/11 08:36*	*12/31/11 16:38*	*1*

Lab Sample ID: LCS 240-28342/21-A
Matrix: Solid
Analysis Batch: 28796

Client Sample ID: Lab Control Sample
Prep Type: Total/NA
Prep Batch: 28342

Analyte	Spike Added	LCS Result	LCS Qualifier	Unit	D	%Rec	%Rec. Limits
1,1'-Biphenyl	667	487		ug/Kg		73	50 - 130
2,2'-oxybis[1-chloropropane]	667	495		ug/Kg		74	36 - 116
2,4,5-Trichlorophenol	667	447		ug/Kg		67	42 - 110
2,4,6-Trichlorophenol	667	392		ug/Kg		59	37 - 110
2,4-Dichlorophenol	667	507		ug/Kg		76	40 - 110
2,4-Dimethylphenol	667	411		ug/Kg		62	28 - 110
2,4-Dinitrophenol	667	295	J	ug/Kg		44	10 - 110
2,4-Dinitrotoluene	667	580		ug/Kg		87	55 - 116
2,6-Dinitrotoluene	667	568		ug/Kg		85	54 - 115
2-Chloronaphthalene	667	483		ug/Kg		72	46 - 110
2-Chlorophenol	667	520		ug/Kg		78	39 - 110
2-Methylnaphthalene	667	486		ug/Kg		73	46 - 110
2-Methylphenol	667	508		ug/Kg		76	36 - 110
2-Nitroaniline	667	532		ug/Kg		80	47 - 124
2-Nitrophenol	667	512		ug/Kg		77	35 - 110
3,3'-Dichlorobenzidine	667	301		ug/Kg		45	31 - 110
3-Nitroaniline	667	477		ug/Kg		72	44 - 110
4,6-Dinitro-2-methylphenol	667	423		ug/Kg		63	21 - 110
4-Bromophenyl phenyl ether	667	495		ug/Kg		74	53 - 112

Method: 8270C - Semivolatile Organic Compounds (GC/MS) (Continued)

Lab Sample ID: LCS 240-28342/21-A
Matrix: Solid
Analysis Batch: 28796

Client Sample ID: Lab Control Sample
Prep Type: Total/NA
Prep Batch: 28342

Analyte	Spike Added	LCS Result	LCS Qualifier	Unit	D	%Rec	%Rec. Limits
4-Chloro-3-methylphenol	667	503		ug/Kg		75	42 - 110
4-Chloroaniline	667	327		ug/Kg		49	25 - 110
4-Chlorophenyl phenyl ether	667	511		ug/Kg		77	53 - 110
4-Nitroaniline	667	509		ug/Kg		76	50 - 110
4-Nitrophenol	667	371		ug/Kg		56	24 - 117
Acenaphthene	667	489		ug/Kg		73	46 - 110
Acenaphthylene	667	512		ug/Kg		77	47 - 110
Acetophenone	667	517		ug/Kg		77	50 - 130
Anthracene	667	539		ug/Kg		81	56 - 111
Atrazine	667	619		ug/Kg		93	50 - 130
Benzaldehyde	667	555		ug/Kg		83	10 - 130
Benzo[a]anthracene	667	533		ug/Kg		80	58 - 111
Benzo[a]pyrene	667	520		ug/Kg		78	44 - 115
Benzo[b]fluoranthene	667	597		ug/Kg		89	43 - 124
Benzo[g,h,i]perylene	667	615		ug/Kg		92	44 - 120
Benzo[k]fluoranthene	667	571		ug/Kg		86	38 - 122
Bis(2-chloroethoxy)methane	667	487		ug/Kg		73	42 - 110
Bis(2-chloroethyl)ether	667	507		ug/Kg		76	41 - 110
Bis(2-ethylhexyl) phthalate	667	613		ug/Kg		92	56 - 123
Butyl benzyl phthalate	667	542		ug/Kg		81	57 - 121
Caprolactam	667	510		ug/Kg		76	50 - 130
Carbazole	667	536		ug/Kg		80	56 - 115
Chrysene	667	575		ug/Kg		86	56 - 111
Dibenz(a,h)anthracene	667	568		ug/Kg		85	45 - 122
Dibenzofuran	667	501		ug/Kg		75	50 - 110
Diethyl phthalate	667	531		ug/Kg		80	55 - 114
Dimethyl phthalate	667	535		ug/Kg		80	54 - 112
Di-n-butyl phthalate	667	589		ug/Kg		88	57 - 119
Di-n-octyl phthalate	667	594		ug/Kg		89	45 - 123
Fluoranthene	667	561		ug/Kg		84	55 - 118
Fluorene	667	507		ug/Kg		76	51 - 110
Hexachlorobenzene	667	514		ug/Kg		77	51 - 110
Hexachlorobutadiene	667	487		ug/Kg		73	39 - 110
Hexachlorocyclopentadiene	667	378		ug/Kg		57	10 - 110
Hexachloroethane	667	512		ug/Kg		77	38 - 110
Indeno[1,2,3-cd]pyrene	667	572		ug/Kg		86	45 - 121
Isophorone	667	481		ug/Kg		72	46 - 117
Naphthalene	667	468		ug/Kg		70	42 - 110
Nitrobenzene	667	495		ug/Kg		74	40 - 110
N-Nitrosodi-n-propylamine	667	522		ug/Kg		78	40 - 114
N-Nitrosodiphenylamine	667	500		ug/Kg		75	54 - 112
Pentachlorophenol	667	228		ug/Kg		34	10 - 110
Phenol	667	537		ug/Kg		81	39 - 110
Phenanthrene	667	529		ug/Kg		79	54 - 110
Pyrene	667	529		ug/Kg		79	58 - 113
3 & 4 Methylphenol	1330	1030		ug/Kg		77	40 - 110

Surrogate	*LCS %Recovery*	*LCS Qualifier*	*Limits*
2-Fluorobiphenyl (Surr)	*69*		*34 - 110*

Method: 8270C - Semivolatile Organic Compounds (GC/MS) (Continued)

Lab Sample ID: LCS 240-28342/21-A
Matrix: Solid
Analysis Batch: 28796

Client Sample ID: Lab Control Sample
Prep Type: Total/NA
Prep Batch: 28342

Surrogate	*LCS %Recovery*	*LCS Qualifier*	*Limits*
2-Fluorophenol (Surr)	*82*		*26 - 110*
2,4,6-Tribromophenol (Surr)	*53*		*10 - 118*
Nitrobenzene-d5 (Surr)	*74*		*24 - 112*
Phenol-d5 (Surr)	*79*		*28 - 110*
Terphenyl-d14 (Surr)	*87*		*41 - 119*

Method: 8015B - Gasoline Range Organics - (GC)

Lab Sample ID: MB 240-26596/6
Matrix: Solid
Analysis Batch: 26596

Client Sample ID: Method Blank
Prep Type: Total/NA

Analyte	MB Result	MB Qualifier	RL	MDL	Unit	D	Prepared	Analyzed	Dil Fac
C6-C10	100	U	100	46	ug/Kg			12/13/11 12:12	1

Surrogate	*MB %Recovery*	*MB Qualifier*	*Limits*	*Prepared*	*Analyzed*	*Dil Fac*
Trifluorotoluene (Surr)	*99*		*10 - 150*		*12/13/11 12:12*	*1*

Lab Sample ID: LCS 240-26596/7
Matrix: Solid
Analysis Batch: 26596

Client Sample ID: Lab Control Sample
Prep Type: Total/NA

Analyte	Spike Added	LCS Result	LCS Qualifier	Unit	D	%Rec	%Rec. Limits
C6-C10	800	774		ug/Kg		97	60 - 142

Surrogate	*LCS %Recovery*	*LCS Qualifier*	*Limits*
Trifluorotoluene (Surr)	*102*		*10 - 150*

Method: 8015B - Diesel Range Organics (DRO) (GC)

Lab Sample ID: MB 240-28165/20-A
Matrix: Solid
Analysis Batch: 28497

Client Sample ID: Method Blank
Prep Type: Total/NA
Prep Batch: 28165

Analyte	MB Result	MB Qualifier	RL	MDL	Unit	D	Prepared	Analyzed	Dil Fac
C10-C20	17	U	17	9.3	mg/Kg		12/27/11 08:58	12/29/11 14:38	1
C20-C34	10.1	J	17	9.3	mg/Kg		12/27/11 08:58	12/29/11 14:38	1

Surrogate	*MB %Recovery*	*MB Qualifier*	*Limits*	*Prepared*	*Analyzed*	*Dil Fac*
n-Nonane	*49*		*10 - 110*	*12/27/11 08:58*	*12/29/11 14:38*	*1*

Lab Sample ID: LCS 240-28165/21-A
Matrix: Solid
Analysis Batch: 28497

Client Sample ID: Lab Control Sample
Prep Type: Total/NA
Prep Batch: 28165

Analyte	Spike Added	LCS Result	LCS Qualifier	Unit	D	%Rec	%Rec. Limits
Diesel	83.3	17	U *	mg/Kg		11	47 - 138

Method: 8015B - Diesel Range Organics (DRO) (GC) (Continued)

Lab Sample ID: LCS 240-28165/21-A
Matrix: Solid
Analysis Batch: 28497

Client Sample ID: Lab Control Sample
Prep Type: Total/NA
Prep Batch: 28165

Surrogate	*LCS %Recovery*	*LCS Qualifier*	*Limits*
n-Nonane	*102*		*10 - 110*

Lab Sample ID: MB 240-28698/20-A
Matrix: Solid
Analysis Batch: 29193

Client Sample ID: Method Blank
Prep Type: Total/NA
Prep Batch: 28698

Analyte	MB Result	MB Qualifier	RL	MDL	Unit	D	Prepared	Analyzed	Dil Fac
C10-C20	17	U	17	9.3	mg/Kg		12/30/11 10:01	01/05/12 20:38	1
C20-C34	17	U	17	9.3	mg/Kg		12/30/11 10:01	01/05/12 20:38	1

Surrogate	*MB %Recovery*	*MB Qualifier*	*Limits*	*Prepared*	*Analyzed*	*Dil Fac*
n-Nonane	*39*		*10 - 110*	*12/30/11 10:01*	*01/05/12 20:38*	*1*

Lab Sample ID: LCS 240-28698/21-A
Matrix: Solid
Analysis Batch: 29193

Client Sample ID: Lab Control Sample
Prep Type: Total/NA
Prep Batch: 28698

Analyte			Spike Added	LCS Result	LCS Qualifier	Unit	D	%Rec	%Rec. Limits		
Diesel			83.3	83.4		mg/Kg		100	47 - 138		

Surrogate	*LCS %Recovery*	*LCS Qualifier*	*Limits*
n-Nonane	*49*		*10 - 110*

GC/MS Semi VOA

Prep Batch: 28342

Lab Sample ID	Client Sample ID	Prep Type	Matrix	Method	Prep Batch
240-6462-4	S-017324-12011-TP-165	Total/NA	Solid	3540C	
LCS 240-28342/21-A	Lab Control Sample	Total/NA	Solid	3540C	
MB 240-28342/20-A	Method Blank	Total/NA	Solid	3540C	

Analysis Batch: 28796

Lab Sample ID	Client Sample ID	Prep Type	Matrix	Method	Prep Batch
240-6462-4	S-017324-12011-TP-165	Total/NA	Solid	8270C	28342
LCS 240-28342/21-A	Lab Control Sample	Total/NA	Solid	8270C	28342
MB 240-28342/20-A	Method Blank	Total/NA	Solid	8270C	28342

GC VOA

Analysis Batch: 26596

Lab Sample ID	Client Sample ID	Prep Type	Matrix	Method	Prep Batch
240-6462-4	S-017324-12011-TP-165	Total/NA	Solid	8015B	26644
LCS 240-26596/7	Lab Control Sample	Total/NA	Solid	8015B	
MB 240-26596/6	Method Blank	Total/NA	Solid	8015B	

Prep Batch: 26644

Lab Sample ID	Client Sample ID	Prep Type	Matrix	Method	Prep Batch
240-6462-4	S-017324-12011-TP-165	Total/NA	Solid	5035	

GC Semi VOA

Prep Batch: 28165

Lab Sample ID	Client Sample ID	Prep Type	Matrix	Method	Prep Batch
240-6462-4	S-017324-12011-TP-165	Total/NA	Solid	3540C	
LCS 240-28165/21-A	Lab Control Sample	Total/NA	Solid	3540C	
MB 240-28165/20-A	Method Blank	Total/NA	Solid	3540C	

Analysis Batch: 28497

Lab Sample ID	Client Sample ID	Prep Type	Matrix	Method	Prep Batch
LCS 240-28165/21-A	Lab Control Sample	Total/NA	Solid	8015B	28165
MB 240-28165/20-A	Method Blank	Total/NA	Solid	8015B	28165

Analysis Batch: 28652

Lab Sample ID	Client Sample ID	Prep Type	Matrix	Method	Prep Batch
240-6462-4	S-017324-12011-TP-165	Total/NA	Solid	8015B	28165

Prep Batch: 28698

Lab Sample ID	Client Sample ID	Prep Type	Matrix	Method	Prep Batch
240-6462-4 - RE	S-017324-12011-TP-165	Total/NA	Solid	3540C	
LCS 240-28698/21-A	Lab Control Sample	Total/NA	Solid	3540C	
MB 240-28698/20-A	Method Blank	Total/NA	Solid	3540C	

Analysis Batch: 29193

Lab Sample ID	Client Sample ID	Prep Type	Matrix	Method	Prep Batch
240-6462-4 - RE	S-017324-12011-TP-165	Total/NA	Solid	8015B	28698
LCS 240-28698/21-A	Lab Control Sample	Total/NA	Solid	8015B	28698
MB 240-28698/20-A	Method Blank	Total/NA	Solid	8015B	28698

QC Association Summary

Client: Conestoga-Rovers & Associates, Inc.
Project/Site: 17324-T07, RACER Former MTM

TestAmerica Job ID: 240-6462-2

General Chemistry

Analysis Batch: 28185

Lab Sample ID	Client Sample ID	Prep Type	Matrix	Method	Prep Batch
240-6462-4	S-017324-12011-TP-165	Total/NA	Solid	Moisture	

Lab Chronicle

Client: Conestoga-Rovers & Associates, Inc.
Project/Site: 17324-T07, RACER Former MTM

TestAmerica Job ID: 240-6462-2

Client Sample ID: S-017324-12011-TP-165
Date Collected: 12/01/11 09:05
Date Received: 12/02/11 09:15

Lab Sample ID: 240-6462-4
Matrix: Solid
Percent Solids: 84.9

Prep Type	Batch Type	Batch Method	Run	Dilution Factor	Batch Number	Prepared or Analyzed	Analyst	Lab
Total/NA	Prep	3540C			28342	12/28/11 08:36	AK	TAL NC
Total/NA	Analysis	8270C		10	28796	01/01/12 00:08	JG	TAL NC
Total/NA	Prep	5035			26644	12/02/11 23:03	DB	TAL NC
Total/NA	Analysis	8015B		1	26596	12/13/11 16:40	DB	TAL NC
Total/NA	Prep	3540C			28165	12/27/11 08:58	AK	TAL NC
Total/NA	Analysis	8015B		10	28652	12/30/11 09:57	SG	TAL NC
Total/NA	Prep	3540C	RE		28698	12/30/11 10:01	AK	TAL NC
Total/NA	Analysis	8015B	RE	20	29193	01/05/12 15:43	SG	TAL NC
Total/NA	Analysis	Moisture		1	28185	12/27/11 09:19	CN	TAL NC

Laboratory References:

TAL NC = TestAmerica North Canton, 4101 Shuffel Street NW, North Canton, OH 44720, TEL (330)497-9396

Certification Summary

Client: Conestoga-Rovers & Associates, Inc.
Project/Site: 17324-T07, RACER Former MTM

TestAmerica Job ID: 240-6462-2

Laboratory	Authority	Program	EPA Region	Certification ID
TestAmerica North Canton	ACLASS	DoD ELAP		ADE-1437
TestAmerica North Canton	California	NELAC	9	01144CA
TestAmerica North Canton	Connecticut	State Program	1	PH-0590
TestAmerica North Canton	Florida	NELAC	4	E87225
TestAmerica North Canton	Georgia	Georgia EPD	4	N/A
TestAmerica North Canton	Illinois	NELAC	5	200004
TestAmerica North Canton	Kansas	NELAC	7	E-10336
TestAmerica North Canton	Kentucky	State Program	4	58
TestAmerica North Canton	Minnesota	NELAC	5	039-999-348
TestAmerica North Canton	Nevada	State Program	9	OH-000482008A
TestAmerica North Canton	New Jersey	NELAC	2	OH001
TestAmerica North Canton	New York	NELAC	2	10975
TestAmerica North Canton	Ohio	OVAP	5	CL0024
TestAmerica North Canton	Pennsylvania	NELAC	3	68-00340
TestAmerica North Canton	USDA	USDA		P330-11-00328
TestAmerica North Canton	Virginia	NELAC Secondary AB	3	460175
TestAmerica North Canton	West Virginia	West Virginia DEP	3	210
TestAmerica North Canton	Wisconsin	State Program	5	999518190

Accreditation may not be offered or required for all methods and analytes reported in this package. Please contact your project manager for the laboratory's current list of certified methods and analytes.

CONESTOGA-ROVERS & ASSOCIATES
6520 Corporate Drive
Indianapolis, Indiana 46278
(317) 291-7007 phone
(317) 328-2666 fax

CHAIN-OF-CUSTODY RECORD

SHIPPED TO (Laboratory Name): TA - North Canton, OH

REFERENCE NUMBER: 017324-707

PROJECT NAME: MTM

SAMPLER'S SIGNATURE: [signature] **PRINTED NAME:** Tim Ranger

SEQ. No.	DATE	TIME	SAMPLE IDENTIFICATION No.	SAMPLE MATRIX	No. OF CONTAINERS	PARAMETERS: TPH GRO	REMARKS
1	12/1/11	805	S-017324-120111-TP-162	Soil	4	X	
2		815	-163		12	X	MS/MSD
3		825	-164		4	X	*Hold at Lab
4		905	-165		4	X	*Hold at Lab
5		915	-166		4	X	
6		925	-167		4	X	
7		945	-168		4	X	
8		950	-169		4	X	
9		955	-170		4	X	*Hold at Lab
10		1025	-171		4	X	
11		1035	-172		4	X	
12	12/1/11	1045	S-017324-120111-TP-173	Soil	4	X	*Hold at Lab
TOTAL NUMBER OF CONTAINERS					56		

RELINQUISHED BY: ① [signature]	DATE: 12/1/11 TIME: 1930	RECEIVED BY: ②	DATE: TIME:
RELINQUISHED BY: ②	DATE: TIME:	RECEIVED BY: ③	DATE: TIME:
RELINQUISHED BY: ③	DATE: TIME:	RECEIVED BY: ④	DATE: TIME:

METHOD OF SHIPMENT: FedEx **TRACKING No.** 8754 2216 6322

White -Fully Executed Copy
Yellow -Receiving Laboratory Copy
Pink -Shipper Copy
Goldenrod -Sampler Copy

SAMPLE TEAM: Tim Ranger

RECEIVED FOR LABORATORY BY: [signature]
DATE: 12/2/11 TIME: 915

2702

400001-00(SOURCE)GN-CO007

1/10/2012

CONESTOGA-ROVERS & ASSOCIATES

6520 Corporate Drive
Indianapolis, Indiana 46278
(317) 291-7007 phone
(317) 328-2666 fax

CHAIN-OF-CUSTODY RECORD

SHIPPED TO (Laboratory Name): TA - North Canton, OH

REFERENCE NUMBER: 017324-T07

PROJECT NAME: MTM

SAMPLER'S SIGNATURE: [signature] **PRINTED NAME:** Tim Ranger

SEQ. No.	DATE	TIME	SAMPLE IDENTIFICATION No.	SAMPLE MATRIX	No. OF CONTAINERS	PARAMETERS: SVOC	D20, D/L D PCB	TAL Metals	REMARKS
1	12/1/11	805	S-017324-120111-TP-162	Soil	2	X	X		
2		815	-163		4	X	X		MS/MSD
3		825	-164		2	X	X		*Hold at Lab
4		905	-165		2	X	X		*Hold at Lab
5		915	-166		2	X	X		
6		925	-167		2	X	X		
7		945	-168		2	X	X		
8		950	-169		2	X	X		
9		955	-170		2	X	X		*Hold at Lab
10		1025	-171		2	X	X		
11		1035	-172		2	X	X		
12		1045	-173		2	X	X		*Hold at Lab
13		1110	-174		2	X	X		
14		1120	-175		2	X	X		
15	12/6/11	1130	S-017324-120111-TP-176	Soil	2	X	X		*Hold at Lab
			TOTAL NUMBER OF CONTAINERS		32				

RELINQUISHED BY: ① [signature]	DATE: 12/6/11 TIME: 1930	RECEIVED BY: ②	DATE: TIME:
RELINQUISHED BY: ②	DATE: TIME:	RECEIVED BY: ③	DATE: TIME:
RELINQUISHED BY: ③	DATE: TIME:	RECEIVED BY: ④	DATE: TIME:

METHOD OF SHIPMENT: FedEx **TRACKING No.** 8754 2216 6322

White -Fully Executed Copy
Yellow -Receiving Laboratory Copy
Pink -Shipper Copy
Goldenrod -Sampler Copy

SAMPLE TEAM: Tim Ranger

RECEIVED FOR LABORATORY BY: [signature] DATE: 12/9/11 TIME: 915

2705

400001-00(SOURCE)GN-CO007

1/10/2012

CONESTOGA-ROVERS & ASSOCIATES
6520 Corporate Drive
Indianapolis, Indiana 46278
(317) 291-7007 phone
(317) 328-2666 fax

CHAIN-OF-CUSTODY RECORD

SHIPPED TO (Laboratory Name): TA - North Canton, OH

REFERENCE NUMBER: 017324-T07

PROJECT NAME: MTM

SAMPLER'S SIGNATURE: [signature] **PRINTED NAME:** Tim Prunger

SEQ. No.	DATE	TIME	SAMPLE IDENTIFICATION No.	SAMPLE MATRIX	No. OF CONTAINERS	PARAMETERS: SVOC	PCB	TAL Metals	REMARKS
1	12/1/11	1200	S-017324-120111-TP-177	Soil	2	X	X	X	
2		1210	-178		2	X	X	X	
3		1325	-179		2		X	X	
4		1328	-180		2		X	X	
5		1340	-181		2		X	X	
6		1342	-182		2		X	X	
7		1352	-183		2		X	X	
8	12/1/11	1355	S-017324-120111-TP-184	Soil	2		X	X	
TOTAL NUMBER OF CONTAINERS					16				

RELINQUISHED BY: ① [signature]	DATE: 12/1/11 TIME: 1930	RECEIVED BY: ②	DATE: TIME:
RELINQUISHED BY: ②	DATE: TIME:	RECEIVED BY: ③	DATE: TIME:
RELINQUISHED BY: ③	DATE: TIME:	RECEIVED BY: ④	DATE: TIME:

METHOD OF SHIPMENT: FedEx **TRACKING No.** 8754 2216 6322

White -Fully Executed Copy
Yellow -Receiving Laboratory Copy
Pink -Shipper Copy
Goldenrod -Sampler Copy

SAMPLE TEAM: Tim Prunger

RECEIVED FOR LABORATORY BY: [signature]
DATE: 12/2/11 TIME: 915

2707

400001-00(SOURCE)GN-CO007

CONESTOGA-ROVERS & ASSOCIATES

6520 Corporate Drive
Indianapolis, Indiana 46278
(317) 291-7007 phone
(317) 328-2666 fax

CHAIN-OF-CUSTODY RECORD

SHIPPED TO (Laboratory Name): TA - North Canton, OH

REFERENCE NUMBER: 017324-707

PROJECT NAME: MTM

SAMPLER'S SIGNATURE: [signature] **PRINTED NAME:** Tim Pranger

SEQ. No.	DATE	TIME	SAMPLE IDENTIFICATION No.	SAMPLE MATRIX	No. OF CONTAINERS	PARAMETERS: TPH-GRO	PARAMETERS: TCL VOCs	REMARKS
1	12/1/11	1110	S-017324-120111-TP-174	Soil	4	X		
2		1120	-175		4	X		
3		1130	-176		4	X		#Hold at Lab
4		1200	-177		4		X	
5		1210	-178		4		X	
6		1440	-185		4		X	
7		1450	-186		4		X	
8		1555	-189		4		X	
9		1610	-190		4		X	
10		1645	-191		4		X	
11	12/1/11	1655	S-017324-120111-TP-192	Soil	4		X	
TOTAL NUMBER OF CONTAINERS					44			

RELINQUISHED BY: (1) [signature]	DATE: 12/1/11 TIME: 1930	RECEIVED BY: (2)	DATE: TIME:
RELINQUISHED BY: (2)	DATE: TIME:	RECEIVED BY: (3)	DATE: TIME:
RELINQUISHED BY: (3)	DATE: TIME:	RECEIVED BY: (4)	DATE: TIME:

METHOD OF SHIPMENT: FedEx **TRACKING No.** 8754 2216 6322

White -Fully Executed Copy
Yellow -Receiving Laboratory Copy
Pink -Shipper Copy
Goldenrod -Sampler Copy

SAMPLE TEAM: Tim Pranger

RECEIVED FOR LABORATORY BY: [signature] DATE: 12/2/11 TIME: 915

2703

400001-00(SOURCE)GN-CO007

1/10/2012

CONESTOGA-ROVERS & ASSOCIATES

6520 Corporate Drive
Indianapolis, Indiana 46278
(317) 291-7007 phone
(317) 328-2666 fax

CHAIN-OF-CUSTODY RECORD

SHIPPED TO (Laboratory Name): TA - North Canton - OH

REFERENCE NUMBER: 017324-107

PROJECT NAME: MTM

SAMPLER'S SIGNATURE: [signature] **PRINTED NAME:** Tim Prunger

SEQ. No.	DATE	TIME	SAMPLE IDENTIFICATION No.	SAMPLE MATRIX	No. OF CONTAINERS	PARAMETERS: SVOC	PCB	TAL Metals	REMARKS
1	12/1/11	1440	S-017324-120111-TP-185	Soil	2	X	X	X	
2		1450	-186		2	X	X	X	
3		1535	-187		1		X	X	
4		1540	-188		1		X	X	
5		1555	-189		2	X	X	X	
6		1610	-190		2	X	X	X	
7	12/1/11	1645	S-017324-120111-TP-191	Soil	2	X	X	X	
8	12/1/11	1655	S-017324-120111-TP-192	Soil	2	X	X	X	
			TOTAL NUMBER OF CONTAINERS		14				

RELINQUISHED BY: ① [signature]	DATE: 12/1/11 TIME: 1930	RECEIVED BY: ②	DATE: TIME:
RELINQUISHED BY: ②	DATE: TIME:	RECEIVED BY: ③	DATE: TIME:
RELINQUISHED BY: ③	DATE: TIME:	RECEIVED BY: ④	DATE: TIME:

METHOD OF SHIPMENT: FedEx **TRACKING No.** 8754 2216 6322

White -Fully Executed Copy
Yellow -Receiving Laboratory Copy
Pink -Shipper Copy
Goldenrod -Sampler Copy

SAMPLE TEAM: Tim Prunger

RECEIVED FOR LABORATORY BY: Terry Burns 2704
DATE: 12/2/11 TIME: 915

400001-00(SOURCE)GN-CO007

1/10/2012

TestAmerica Cooler Receipt Form/Narrative **Lot Number:** 6462
North Canton Facility

Client CRA Project MTM By: (Signature)
Cooler Received on 12/2/11 Opened on 12/2/11
FedEx UPS DHL FAS Stetson Client Drop-Off TestAmerica Courier Other
TestAmerica Cooler # Multiple Coolers Foam Box Client Cooler Other

1. Were custody seals on the outside of the cooler(s)? Yes No Intact? Yes No NA
   If YES, Quantity 2 each Quantity Unsalvageable
   Were custody seals on the outside of cooler(s) signed and dated? Yes No NA
   Were custody seals on the bottle(s)? Yes No
   If YES, are there any exceptions?
2. Shippers' packing slip attached to the cooler(s)? Yes No
3. Did custody papers accompany the sample(s)? Yes No Relinquished by client? Yes No
4. Were the custody papers signed in the appropriate place? Yes No
5. Packing material used: Bubble Wrap Foam None Other
6. Cooler temperature upon receipt °C See back of form for multiple coolers/temps
   METHOD: IR Other
   COOLANT: Wet Ice Blue Ice Dry Ice Water None
7. Did all bottles arrive in good condition (Unbroken)? Yes No
8. Could all bottle labels be reconciled with the COC? Yes No
9. Were sample(s) at the correct pH upon receipt? Yes No NA
10. Were correct bottle(s) used for the test(s) indicated? Yes No
11. Were air bubbles >6 mm in any VOA vials? Yes No NA
12. Sufficient quantity received to perform indicated analyses? Yes No
13. Was a trip blank present in the cooler(s)? Yes No Were VOAs on the COC? Yes No

Contacted PM Date by via Verbal Voice Mail Other
Concerning

14. CHAIN OF CUSTODY

The following discrepancies occurred:

15. SAMPLE CONDITION

Sample(s) were received after the recommended holding time had expired.
Sample(s) were received in a broken container.
Sample(s) were received with bubble >6 mm in diameter. (Notify PM)

16. SAMPLE PRESERVATION

Sample(s) were further preserved in Sample Receiving to meet recommended pH level(s). *Nitric Acid Lot# 110410-HNO_3; Sulfuric Acid Lot# 041911-H_2SO_4; Sodium Hydroxide Lot# 121809 -NaOH; Hydrochloric Acid Lot# 041911-HCl; Sodium Hydroxide and Zinc Acetate Lot#* 100108-$(CH_3COO)_2ZN$/NaOH. What time was preservative added to sample(s)?

Client ID	pH	Date	Initials

TestAmerica Cooler Receipt Form/Narrative
North Canton Facility

Client ID	pH	Date	Initials

Cooler #	Temp. °C	Method	Coolant
A465	4.6°C	IR	ICE
Red Client Cooler	4.5°C	↓	↓
↓	3.7°C		
5247	3.8°C		

Discrepancies Cont'd:

Login Sample Receipt Checklist

Client: Conestoga-Rovers & Associates, Inc.

Job Number: 240-6462-2

Login Number: 6462

List Source: TestAmerica North Canton

List Number: 1

Creator: Burns, Terry

Question	Answer	Comment
Radioactivity either was not measured or, if measured, is at or below background	N/A	
The cooler's custody seal, if present, is intact.	True	
The cooler or samples do not appear to have been compromised or tampered with.	True	
Samples were received on ice.	True	
Cooler Temperature is acceptable.	True	4.6 4.5 3.7 3.8
Cooler Temperature is recorded.	True	
COC is present.	True	
COC is filled out in ink and legible.	True	
COC is filled out with all pertinent information.	True	
Is the Field Sampler's name present on COC?	True	
There are no discrepancies between the sample IDs on the containers and the COC.	True	
Samples are received within Holding Time.	True	
Sample containers have legible labels.	True	
Containers are not broken or leaking.	True	
Sample collection date/times are provided.	True	
Appropriate sample containers are used.	True	
Sample bottles are completely filled.	True	
Sample Preservation Verified.	True	
There is sufficient vol. for all requested analyses, incl. any requested MS/MSDs	True	
VOA sample vials do not have headspace or bubble is <6mm (1/4") in diameter.	True	
Multiphasic samples are not present.	True	
Samples do not require splitting or compositing.	True	
Residual Chlorine Checked.	N/A	

TestAmerica

THE LEADER IN ENVIRONMENTAL TESTING



ANALYTICAL REPORT

TestAmerica Laboratories, Inc.
TestAmerica North Canton
4101 Shuffel Street NW
North Canton, OH 44720
Tel: (330)497-9396

TestAmerica Job ID: 240-6481-1
Client Project/Site: 17324-T07, RACER Former MTM

For:
Conestoga-Rovers & Associates, Inc.
6520 Corporate Drive
Indianapolis, Indiana 46278

Attn: Mr. Michael Richardson

Denise D Heckler

Authorized for release by:
12/21/2011 9:49:20 AM

Denise Heckler
Project Manager II
denise.heckler@testamericainc.com

LINKS

Review your project results through TotalAccess

Have a Question? Ask The Expert

Visit us at: www.testamericainc.com

This report has been electronically signed and authorized by the signatory. Electronic signature is intended to be the legally binding equivalent of a traditionally handwritten signature.

Results relate only to the items tested and the sample(s) as received by the laboratory.

Table of Contents

Cover Page 1
Table of Contents 2
Definitions/Glossary 3
Case Narrative 4
Method Summary 7
Sample Summary 8
Detection Summary 9
Client Sample Results 19
Surrogate Summary 71
QC Sample Results 74
QC Association Summary 101
Lab Chronicle 107
Certification Summary 112
Chain of Custody 113
Receipt Checklists 117

Qualifiers

GC/MS VOA

Qualifier	Qualifier Description
U	Indicates the analyte was analyzed for but not detected.
B	Compound was found in the blank and sample.
J	Result is less than the RL but greater than or equal to the MDL and the concentration is an approximate value.
*	LCS or LCSD exceeds the control limits
F	RPD of the MS and MSD exceeds the control limits

GC/MS Semi VOA

Qualifier	Qualifier Description
U	Indicates the analyte was analyzed for but not detected.
*	LCS or LCSD exceeds the control limits
J	Result is less than the RL but greater than or equal to the MDL and the concentration is an approximate value.
X	Surrogate is outside control limits
F	MS or MSD exceeds the control limits
F	RPD of the MS and MSD exceeds the control limits
E	Result exceeded calibration range.

GC Semi VOA

Qualifier	Qualifier Description
U	Indicates the analyte was analyzed for but not detected.
J	Result is less than the RL but greater than or equal to the MDL and the concentration is an approximate value.

Metals

Qualifier	Qualifier Description
J	Result is less than the RL but greater than or equal to the MDL and the concentration is an approximate value.
B	Compound was found in the blank and sample.
U	Indicates the analyte was analyzed for but not detected.
4	MS, MSD: The analyte present in the original sample is 4 times greater than the matrix spike concentration; therefore, control limits are not applicable.
F	MS or MSD exceeds the control limits
F	RPD of the MS and MSD exceeds the control limits

Glossary

Abbreviation	These commonly used abbreviations may or may not be present in this report.
☼	Listed under the "D" column to designate that the result is reported on a dry weight basis
%R	Percent Recovery
CNF	Contains no Free Liquid
DL, RA, RE, IN	Indicates a Dilution, Reanalysis, Re-extraction, or additional Initial metals/anion analysis of the sample
EDL	Estimated Detection Limit
EPA	United States Environmental Protection Agency
MDL	Method Detection Limit
ML	Minimum Level (Dioxin)
ND	Not detected at the reporting limit (or MDL or EDL if shown)
PQL	Practical Quantitation Limit
QC	Quality Control
RL	Reporting Limit
RPD	Relative Percent Difference, a measure of the relative difference between two points
TEF	Toxicity Equivalent Factor (Dioxin)
TEQ	Toxicity Equivalent Quotient (Dioxin)

Job ID: 240-6481-1

Laboratory: TestAmerica North Canton

Narrative

CASE NARRATIVE

Client: Conestoga-Rovers & Associates, Inc.

Project: 17324-T07, RACER Former MTM

Report Number: 240-6481-1

With the exceptions noted as flags or footnotes, standard analytical protocols were followed in the analysis of the samples and no problems were encountered or anomalies observed. In addition all laboratory quality control samples were within established control limits, with any exceptions noted below. Each sample was analyzed to achieve the lowest possible reporting limit within the constraints of the method. In some cases, due to interference or analytes present at high concentrations, samples were diluted. For diluted samples, the reporting limits are adjusted relative to the dilution required.

TestAmerica North Canton attests to the validity of the laboratory data generated by TestAmerica facilities reported herein. All analyses performed by TestAmerica facilities were done using established laboratory SOPs that incorporate QA/QC procedures described in the application methods. TestAmerica's operations groups have reviewed the data for compliance with the laboratory QA/QC plan, and data have been found to be compliant with laboratory protocols unless otherwise noted below.

The test results in this report meet all NELAP requirements for parameters for which accreditation is required or available. Any exceptions to NELAP requirements are noted in this report. Pursuant to NELAP, this report may not be reproduced, except in full, without the written approval of the laboratory.

Calculations are performed before rounding to avoid round-off errors in calculated results.

All holding times were met and proper preservation noted for the methods performed on these samples, unless otherwise detailed in the individual sections below.

All solid sample results are reported on an "as received" basis unless otherwise indicated by the presence of a % solids value in the method header.

This laboratory report is confidential and is intended for the sole use of TestAmerica and its client.

RECEIPT

The samples were received on 12/03/2011; the samples arrived in good condition, properly preserved and on ice. The temperature of the coolers at receipt was 0.8 and 1.4 C.

VOLATILE ORGANIC COMPOUNDS (GC-MS)

Samples S-017324-120211-TP-193 (240-6481-1), S-017324-120211-TP-194 (240-6481-2), S-017324-120211-TP-195 (240-6481-3), S-017324-120211-TP-196 (240-6481-4), S-017324-120211-TP-197 (240-6481-5), S-017324-120211-TP-198 (240-6481-6), S-017324-120211-TP-199 (240-6481-7), S-017324-120211-TP-200 (240-6481-8), S-017324-120211-TP-201 (240-6481-9), S-017324-120211-TP-202 (240-6481-10), S-017324-120211-TP-203 (240-6481-11), S-017324-120211-TP-204 (240-6481-12) and S-017324-120211-TP-205 (240-6481-13) were analyzed for volatile organic compounds (GC-MS) in accordance with EPA SW-846 Method 8260B. The samples were prepared on 12/03/2011 and 12/06/2011 and analyzed on 12/09/2011, 12/12/2011 and 12/13/2011.

Several analytes were detected in method blank MB 240-26190/6 at levels that were above the method detection limit but below the reporting limit. The values should be considered estimates, and have been flagged "J". If the associated sample reported a result above the MDL and/or RL, the result has been "B" flagged. 1,2,4-Trichlorobenzene and Acetone were detected in method blank MB 240-26427/6 at levels that were above the method detection limit but below the reporting limit. The values should be considered estimates, and have been flagged "J". If the associated sample reported a result above the MDL and/or RL, the result has been "B" flagged.

Elevated reporting limits are provided for the following sample due to insufficient sample available for analysis: S-017324-120211-TP-195

Job ID: 240-6481-1 (Continued)

Laboratory: TestAmerica North Canton (Continued)

(240-6481-3). Both Low Level soil vials were damaged during the frozen preservation process.

Cyclohexane and trans-1,2-Dichloroethene failed the recovery criteria high for LCS 240-26427/11.

1,2,4-Trichlorobenzene, Isopropylbenzene and m-Xylene & p-Xylene exceeded the rpd limit for the MSD of sample S-017324-120211-TP-199MSD (240-6481-7) in batch 240-26190.

The presence of the '4' qualifier in the data indicates analytes where the concentration in the unspiked sample exceeded four times the spiking amount.

No other difficulties were encountered during the VOCs analyses.

All other quality control parameters were within the acceptance limits.

SEMIVOLATILE ORGANIC COMPOUNDS (GC-MS)

Samples S-017324-120211-TP-193 (240-6481-1), S-017324-120211-TP-194 (240-6481-2), S-017324-120211-TP-195 (240-6481-3), S-017324-120211-TP-196 (240-6481-4), S-017324-120211-TP-197 (240-6481-5), S-017324-120211-TP-198 (240-6481-6), S-017324-120211-TP-199 (240-6481-7), S-017324-120211-TP-200 (240-6481-8), S-017324-120211-TP-201 (240-6481-9), S-017324-120211-TP-202 (240-6481-10), S-017324-120211-TP-203 (240-6481-11), S-017324-120211-TP-204 (240-6481-12) and S-017324-120211-TP-205 (240-6481-13) were analyzed for semivolatile organic compounds (GC-MS) in accordance with EPA SW-846 Method 8270C. The samples were prepared on 12/06/2011 and 12/07/2011 and analyzed on 12/09/2011, 12/12/2011, 12/14/2011, 12/15/2011, 12/16/2011 and 12/19/2011.

Surrogates are added during the extraction process prior to dilution. When the sample is diluted, surrogate recoveries are diluted out and no corrective action is required.

3,3'-Dichlorobenzidine failed the recovery criteria low for LCS 240-25631/24-A.

2,4-Dinitrophenol and 4,6-Dinitro-2-methylphenol failed the recovery criteria low for the MS of sample S-017324-120211-TP-199MS (240-6481-7) in batch 240-26944.

Several analytes failed the recovery criteria low for the MSD of sample S-017324-120211-TP-199MSD (240-6481-7) in batch 240-26944. Hexachlorocyclopentadiene exceeded the rpd limit.

Several analytes failed the recovery criteria low for the MS of sample S-017324-120211-TP-200MS (240-6481-8) in batch 240-26416.

For the MSD of sample S-017324-120211-TP-200MSD (240-6481-8) in batch 240-26416, Several analytes failed the recovery criteria low. 2-Methylnaphthalene and Naphthalene failed the recovery criteria high. Also, Several analytes exceeded the rpd limit.

Samples S-017324-120211-TP-202 (240-6481-10)[5X], S-017324-120211-TP-203 (240-6481-11)[10X] and S-017324-120211-TP-205 (240-6481-13)[20X] required dilution prior to analysis due to matrix interference. The reporting limits have been adjusted accordingly. The surrogates are considered diluted out.

Internal standard responses were outside of acceptance limits for the following sample(s): S-017324-120211-TP-195 (240-6481-3). The sample(s) shows evidence of matrix interference.

No other difficulties were encountered during the SVOC analyses.

All other quality control parameters were within the acceptance limits.

POLYCHLORINATED BIPHENYLS (PCBS)

Samples S-017324-120211-TP-193 (240-6481-1), S-017324-120211-TP-194 (240-6481-2), S-017324-120211-TP-195 (240-6481-3), S-017324-120211-TP-196 (240-6481-4), S-017324-120211-TP-197 (240-6481-5), S-017324-120211-TP-198 (240-6481-6), S-017324-120211-TP-199 (240-6481-7), S-017324-120211-TP-200 (240-6481-8), S-017324-120211-TP-201 (240-6481-9), S-017324-120211-TP-202 (240-6481-10), S-017324-120211-TP-203 (240-6481-11), S-017324-120211-TP-204 (240-6481-12) and

Job ID: 240-6481-1 (Continued)

Laboratory: TestAmerica North Canton (Continued)

S-017324-120211-TP-205 (240-6481-13) were analyzed for polychlorinated biphenyls (PCBs) in accordance with EPA SW-846 Method 8082. The samples were prepared on 12/08/2011 and analyzed on 12/13/2011.

No difficulties were encountered during the PCBs analyses.

All quality control parameters were within the acceptance limits.

TOTAL METALS (ICP)

Samples S-017324-120211-TP-193 (240-6481-1), S-017324-120211-TP-194 (240-6481-2), S-017324-120211-TP-195 (240-6481-3), S-017324-120211-TP-196 (240-6481-4), S-017324-120211-TP-197 (240-6481-5), S-017324-120211-TP-198 (240-6481-6), S-017324-120211-TP-199 (240-6481-7), S-017324-120211-TP-200 (240-6481-8), S-017324-120211-TP-201 (240-6481-9), S-017324-120211-TP-202 (240-6481-10), S-017324-120211-TP-203 (240-6481-11), S-017324-120211-TP-204 (240-6481-12) and S-017324-120211-TP-205 (240-6481-13) were analyzed for total metals (ICP) in accordance with EPA SW-846 Method 6010B. The samples were prepared on 12/06/2011 and analyzed on 12/08/2011 and 12/09/2011.

Several analytes were detected in method blank MB 240-25689/1-A at levels that were above the method detection limit but below the reporting limit. The values should be considered estimates, and have been flagged “J”. If the associated sample reported a result above the MDL and/or RL, the result has been “B” flagged.

Several analytes failed the recovery criteria low for the MS of sample S-017324-120211-TP-199MS (240-6481-7) in batch 240-26136. Aluminum and Magnesium failed the recovery criteria high.

For the MSD of sample S-017324-120211-TP-199MSD (240-6481-7) in batch 240-26136, Antimony, Calcium and Iron failed the recovery criteria low. Aluminum and Manganese failed the recovery criteria high. Also, Manganese exceeded the rpd limit.

All samples required a tetrabutylammonium sulfite (TBA) clean-up to reduce matrix interferences caused by sulfur.

No other difficulties were encountered during the metals analyses.

All other quality control parameters were within the acceptance limits.

TOTAL MERCURY

Samples S-017324-120211-TP-193 (240-6481-1), S-017324-120211-TP-194 (240-6481-2), S-017324-120211-TP-195 (240-6481-3), S-017324-120211-TP-196 (240-6481-4), S-017324-120211-TP-197 (240-6481-5), S-017324-120211-TP-198 (240-6481-6), S-017324-120211-TP-199 (240-6481-7), S-017324-120211-TP-200 (240-6481-8), S-017324-120211-TP-201 (240-6481-9), S-017324-120211-TP-202 (240-6481-10), S-017324-120211-TP-203 (240-6481-11), S-017324-120211-TP-204 (240-6481-12) and S-017324-120211-TP-205 (240-6481-13) were analyzed for total mercury in accordance with EPA SW-846 Method 7471A. The samples were prepared and analyzed on 12/06/2011.

No difficulties were encountered during the mercury analyses.

All quality control parameters were within the acceptance limits.

Method Summary

Client: Conestoga-Rovers & Associates, Inc.
Project/Site: 17324-T07, RACER Former MTM

TestAmerica Job ID: 240-6481-1

Method	Method Description	Protocol	Laboratory
8260B	Volatile Organic Compounds (GC/MS)	SW846	TAL NC
8270C	Semivolatile Organic Compounds (GC/MS)	SW846	TAL NC
8082	Polychlorinated Biphenyls (PCBs) by Gas Chromatography	SW846	TAL NC
6010B	Metals (ICP)	SW846	TAL NC
7471A	Mercury (CVAA)	SW846	TAL NC
Moisture	Percent Moisture	EPA	TAL NC

Protocol References:

EPA = US Environmental Protection Agency

SW846 = "Test Methods For Evaluating Solid Waste, Physical/Chemical Methods", Third Edition, November 1986 And Its Updates.

Laboratory References:

TAL NC = TestAmerica North Canton, 4101 Shuffel Street NW, North Canton, OH 44720, TEL (330)497-9396

Sample Summary

Client: Conestoga-Rovers & Associates, Inc.
Project/Site: 17324-T07, RACER Former MTM

TestAmerica Job ID: 240-6481-1

Lab Sample ID	Client Sample ID	Matrix	Collected	Received
240-6481-1	S-017324-120211-TP-193	Solid	12/02/11 07:55	12/03/11 10:00
240-6481-2	S-017324-120211-TP-194	Solid	12/02/11 08:05	12/03/11 10:00
240-6481-3	S-017324-120211-TP-195	Solid	12/02/11 08:20	12/03/11 10:00
240-6481-4	S-017324-120211-TP-196	Solid	12/02/11 08:25	12/03/11 10:00
240-6481-5	S-017324-120211-TP-197	Solid	12/02/11 08:30	12/03/11 10:00
240-6481-6	S-017324-120211-TP-198	Solid	12/02/11 09:05	12/03/11 10:00
240-6481-7	S-017324-120211-TP-199	Solid	12/02/11 09:15	12/03/11 10:00
240-6481-8	S-017324-120211-TP-200	Solid	12/02/11 09:45	12/03/11 10:00
240-6481-9	S-017324-120211-TP-201	Solid	12/02/11 09:55	12/03/11 10:00
240-6481-10	S-017324-120211-TP-202	Solid	12/02/11 10:30	12/03/11 10:00
240-6481-11	S-017324-120211-TP-203	Solid	12/02/11 10:40	12/03/11 10:00
240-6481-12	S-017324-120211-TP-204	Solid	12/02/11 11:10	12/03/11 10:00
240-6481-13	S-017324-120211-TP-205	Solid	12/02/11 11:30	12/03/11 10:00

Client Sample ID: S-017324-120211-TP-193

Lab Sample ID: 240-6481-1

Analyte	Result	Qualifier	RL	MDL	Unit	Dil Fac	D	Method	Prep Type
Acetone	39	B	9.8	3.1	ug/Kg	1	☼	8260B	Total/NA
2-Butanone (MEK)	4.5	J	9.8	0.69	ug/Kg	1	☼	8260B	Total/NA
Carbon disulfide	0.46	J	2.5	0.22	ug/Kg	1	☼	8260B	Total/NA
1,2-Dichloroethane	0.23	J	2.5	0.17	ug/Kg	1	☼	8260B	Total/NA
Toluene	0.30	J	2.5	0.13	ug/Kg	1	☼	8260B	Total/NA
Methyl acetate	0.78	J	4.9	0.69	ug/Kg	1	☼	8260B	Total/NA
Anthracene	4.8	J	8.2	4.1	ug/Kg	1	☼	8270C	Total/NA
Benzo[a]pyrene	14		8.2	4.1	ug/Kg	1	☼	8270C	Total/NA
Benzo[b]fluoranthene	21		8.2	4.1	ug/Kg	1	☼	8270C	Total/NA
Benzo[g,h,i]perylene	12		8.2	4.1	ug/Kg	1	☼	8270C	Total/NA
Benzo[k]fluoranthene	8.1	J	8.2	4.1	ug/Kg	1	☼	8270C	Total/NA
Bis(2-ethylhexyl) phthalate	27	J	62	23	ug/Kg	1	☼	8270C	Total/NA
Fluoranthene	40		8.2	4.1	ug/Kg	1	☼	8270C	Total/NA
Indeno[1,2,3-cd]pyrene	9.9		8.2	4.1	ug/Kg	1	☼	8270C	Total/NA
Phenanthrene	17		8.2	4.1	ug/Kg	1	☼	8270C	Total/NA
Pyrene	33		8.2	4.1	ug/Kg	1	☼	8270C	Total/NA
Aroclor-1248	27	J	41	21	ug/Kg	1	☼	8082	Total/NA
Aluminum	16000		19	9.0	mg/Kg	1	☼	6010B	Total/NA
Antimony	0.79	J	0.94	0.37	mg/Kg	1	☼	6010B	Total/NA
Barium	110	B	19	0.067	mg/Kg	1	☼	6010B	Total/NA
Beryllium	0.65		0.47	0.040	mg/Kg	1	☼	6010B	Total/NA
Calcium	2000	B	470	15	mg/Kg	1	☼	6010B	Total/NA
Cadmium	0.11	J	0.19	0.034	mg/Kg	1	☼	6010B	Total/NA
Cobalt	14		4.7	0.15	mg/Kg	1	☼	6010B	Total/NA
Chromium	16		0.47	0.19	mg/Kg	1	☼	6010B	Total/NA
Copper	18		2.4	0.70	mg/Kg	1	☼	6010B	Total/NA
Iron	26000		9.4	4.6	mg/Kg	1	☼	6010B	Total/NA
Potassium	1100	B	470	5.8	mg/Kg	1	☼	6010B	Total/NA
Magnesium	2800	B	470	4.8	mg/Kg	1	☼	6010B	Total/NA
Manganese	660	B	1.4	0.070	mg/Kg	1	☼	6010B	Total/NA
Sodium	220	J	470	62	mg/Kg	1	☼	6010B	Total/NA
Nickel	19		3.8	0.25	mg/Kg	1	☼	6010B	Total/NA
Vanadium	32	B	4.7	0.11	mg/Kg	1	☼	6010B	Total/NA
Zinc	61		1.9	0.94	mg/Kg	1	☼	6010B	Total/NA
Arsenic	16		0.94	0.28	mg/Kg	1	☼	6010B	Total/NA
Lead	18		0.28	0.18	mg/Kg	1	☼	6010B	Total/NA
Thallium	1.3		0.94	0.52	mg/Kg	1	☼	6010B	Total/NA
Mercury	0.025	J	0.11	0.017	mg/Kg	1	☼	7471A	Total/NA

Client Sample ID: S-017324-120211-TP-194

Lab Sample ID: 240-6481-2

Analyte	Result	Qualifier	RL	MDL	Unit	Dil Fac	D	Method	Prep Type
Acetone	31	B	10	3.2	ug/Kg	1	☼	8260B	Total/NA
2-Butanone (MEK)	4.5	J	10	0.70	ug/Kg	1	☼	8260B	Total/NA
Carbon disulfide	0.45	J	2.5	0.22	ug/Kg	1	☼	8260B	Total/NA
1,2-Dichloroethane	0.35	J	2.5	0.17	ug/Kg	1	☼	8260B	Total/NA
Toluene	0.63	J	2.5	0.14	ug/Kg	1	☼	8260B	Total/NA
Methyl acetate	0.74	J	5.0	0.70	ug/Kg	1	☼	8260B	Total/NA
Anthracene	4.7	J	8.6	4.2	ug/Kg	1	☼	8270C	Total/NA
Benzo[a]pyrene	7.6	J	8.6	4.2	ug/Kg	1	☼	8270C	Total/NA
Benzo[b]fluoranthene	10		8.6	4.2	ug/Kg	1	☼	8270C	Total/NA
Benzo[g,h,i]perylene	5.4	J	8.6	4.2	ug/Kg	1	☼	8270C	Total/NA
Benzo[k]fluoranthene	6.0	J	8.6	4.2	ug/Kg	1	☼	8270C	Total/NA
Butyl benzyl phthalate	14	J	64	13	ug/Kg	1	☼	8270C	Total/NA

Client Sample ID: S-017324-120211-TP-194 (Continued)

Lab Sample ID: 240-6481-2

Analyte	Result	Qualifier	RL	MDL	Unit	Dil Fac	D	Method	Prep Type
Dibenzofuran	4.3	J	64	4.2	ug/Kg	1	☼	8270C	Total/NA
Fluoranthene	25		8.6	4.2	ug/Kg	1	☼	8270C	Total/NA
Fluorene	6.2	J	8.6	4.2	ug/Kg	1	☼	8270C	Total/NA
Phenanthrene	22		8.6	4.2	ug/Kg	1	☼	8270C	Total/NA
Pyrene	19		8.6	4.2	ug/Kg	1	☼	8270C	Total/NA
Aluminum	13000		23	11	mg/Kg	1	☼	6010B	Total/NA
Antimony	0.90	J	1.2	0.45	mg/Kg	1	☼	6010B	Total/NA
Barium	110	B	23	0.083	mg/Kg	1	☼	6010B	Total/NA
Beryllium	0.63		0.58	0.050	mg/Kg	1	☼	6010B	Total/NA
Calcium	3300	B	580	19	mg/Kg	1	☼	6010B	Total/NA
Cadmium	0.21	J	0.23	0.042	mg/Kg	1	☼	6010B	Total/NA
Cobalt	14		5.8	0.19	mg/Kg	1	☼	6010B	Total/NA
Chromium	19		0.58	0.23	mg/Kg	1	☼	6010B	Total/NA
Copper	31		2.9	0.86	mg/Kg	1	☼	6010B	Total/NA
Iron	32000		12	5.7	mg/Kg	1	☼	6010B	Total/NA
Potassium	1700	B	580	7.2	mg/Kg	1	☼	6010B	Total/NA
Magnesium	4700	B	580	5.9	mg/Kg	1	☼	6010B	Total/NA
Manganese	380	B	1.7	0.086	mg/Kg	1	☼	6010B	Total/NA
Sodium	250	J	580	77	mg/Kg	1	☼	6010B	Total/NA
Nickel	39		4.7	0.31	mg/Kg	1	☼	6010B	Total/NA
Vanadium	29	B	5.8	0.14	mg/Kg	1	☼	6010B	Total/NA
Zinc	68		2.3	1.2	mg/Kg	1	☼	6010B	Total/NA
Arsenic	15		1.2	0.35	mg/Kg	1	☼	6010B	Total/NA
Lead	19		0.35	0.22	mg/Kg	1	☼	6010B	Total/NA
Mercury	0.043	J	0.10	0.016	mg/Kg	1	☼	7471A	Total/NA

Client Sample ID: S-017324-120211-TP-195

Lab Sample ID: 240-6481-3

Analyte	Result	Qualifier	RL	MDL	Unit	Dil Fac	D	Method	Prep Type
Methyl acetate	53	J	390	20	ug/Kg	1	☼	8260B	Total/NA
Benzo[a]anthracene	23		7.7	3.8	ug/Kg	1	☼	8270C	Total/NA
Benzo[a]pyrene	14		7.7	3.8	ug/Kg	1	☼	8270C	Total/NA
Benzo[b]fluoranthene	21		7.7	3.8	ug/Kg	1	☼	8270C	Total/NA
Benzo[g,h,i]perylene	11		7.7	3.8	ug/Kg	1	☼	8270C	Total/NA
Benzo[k]fluoranthene	11		7.7	3.8	ug/Kg	1	☼	8270C	Total/NA
Chrysene	26		7.7	1.3	ug/Kg	1	☼	8270C	Total/NA
Fluoranthene	69		7.7	3.8	ug/Kg	1	☼	8270C	Total/NA
Fluorene	4.3	J	7.7	3.8	ug/Kg	1	☼	8270C	Total/NA
Indeno[1,2,3-cd]pyrene	7.4	J	7.7	3.8	ug/Kg	1	☼	8270C	Total/NA
Phenanthrene	48		7.7	3.8	ug/Kg	1	☼	8270C	Total/NA
Pyrene	55		7.7	3.8	ug/Kg	1	☼	8270C	Total/NA
Aluminum	5300		18	8.4	mg/Kg	1	☼	6010B	Total/NA
Barium	55	B	18	0.062	mg/Kg	1	☼	6010B	Total/NA
Beryllium	0.29	J	0.44	0.038	mg/Kg	1	☼	6010B	Total/NA
Calcium	40000	B	440	14	mg/Kg	1	☼	6010B	Total/NA
Cadmium	0.096	J	0.18	0.032	mg/Kg	1	☼	6010B	Total/NA
Cobalt	2.7	J	4.4	0.14	mg/Kg	1	☼	6010B	Total/NA
Chromium	5.4		0.44	0.18	mg/Kg	1	☼	6010B	Total/NA
Copper	7.1		2.2	0.65	mg/Kg	1	☼	6010B	Total/NA
Iron	6600		8.8	4.3	mg/Kg	1	☼	6010B	Total/NA
Potassium	700	B	440	5.4	mg/Kg	1	☼	6010B	Total/NA
Magnesium	34000	B	440	4.5	mg/Kg	1	☼	6010B	Total/NA
Manganese	730	B	1.3	0.065	mg/Kg	1	☼	6010B	Total/NA
Sodium	240	J	440	58	mg/Kg	1	☼	6010B	Total/NA

Client Sample ID: S-017324-120211-TP-195 (Continued)

Lab Sample ID: 240-6481-3

Analyte	Result	Qualifier	RL	MDL	Unit	Dil Fac	D	Method	Prep Type
Nickel	6.2		3.5	0.24	mg/Kg	1	☼	6010B	Total/NA
Vanadium	8.4	B	4.4	0.11	mg/Kg	1	☼	6010B	Total/NA
Zinc	24		1.8	0.88	mg/Kg	1	☼	6010B	Total/NA
Arsenic	4.7		0.88	0.26	mg/Kg	1	☼	6010B	Total/NA
Lead	3.9		0.26	0.17	mg/Kg	1	☼	6010B	Total/NA
Thallium	1.1		0.88	0.48	mg/Kg	1	☼	6010B	Total/NA

Client Sample ID: S-017324-120211-TP-196

Lab Sample ID: 240-6481-4

Analyte	Result	Qualifier	RL	MDL	Unit	Dil Fac	D	Method	Prep Type
Acetone	5.0	J B	8.5	2.7	ug/Kg	1	☼	8260B	Total/NA
2-Butanone (MEK)	0.69	J	8.5	0.60	ug/Kg	1	☼	8260B	Total/NA
Carbon disulfide	0.43	J	2.1	0.19	ug/Kg	1	☼	8260B	Total/NA
1,2-Dichloroethane	0.18	J	2.1	0.15	ug/Kg	1	☼	8260B	Total/NA
Toluene	0.32	J	2.1	0.12	ug/Kg	1	☼	8260B	Total/NA
1,2,4-Trichlorobenzene	0.28	J B	2.1	0.12	ug/Kg	1	☼	8260B	Total/NA
Acenaphthene	13		7.6	3.8	ug/Kg	1	☼	8270C	Total/NA
Anthracene	29		7.6	3.8	ug/Kg	1	☼	8270C	Total/NA
Benzo[a]anthracene	54		7.6	3.8	ug/Kg	1	☼	8270C	Total/NA
Benzo[a]pyrene	29		7.6	3.8	ug/Kg	1	☼	8270C	Total/NA
Benzo[b]fluoranthene	31		7.6	3.8	ug/Kg	1	☼	8270C	Total/NA
Benzo[g,h,i]perylene	26		7.6	3.8	ug/Kg	1	☼	8270C	Total/NA
Benzo[k]fluoranthene	10		7.6	3.8	ug/Kg	1	☼	8270C	Total/NA
Bis(2-ethylhexyl) phthalate	24	J	57	22	ug/Kg	1	☼	8270C	Total/NA
Butyl benzyl phthalate	17	J	57	11	ug/Kg	1	☼	8270C	Total/NA
Chrysene	71		7.6	1.3	ug/Kg	1	☼	8270C	Total/NA
Fluoranthene	65		7.6	3.8	ug/Kg	1	☼	8270C	Total/NA
Fluorene	12		7.6	3.8	ug/Kg	1	☼	8270C	Total/NA
Indeno[1,2,3-cd]pyrene	13		7.6	3.8	ug/Kg	1	☼	8270C	Total/NA
Phenanthrene	130		7.6	3.8	ug/Kg	1	☼	8270C	Total/NA
Pyrene	110		7.6	3.8	ug/Kg	1	☼	8270C	Total/NA
Aluminum	5900		15	7.3	mg/Kg	1	☼	6010B	Total/NA
Antimony	0.41	J	0.76	0.29	mg/Kg	1	☼	6010B	Total/NA
Barium	49	B	15	0.054	mg/Kg	1	☼	6010B	Total/NA
Beryllium	0.22	J	0.38	0.033	mg/Kg	1	☼	6010B	Total/NA
Calcium	34000	B	380	12	mg/Kg	1	☼	6010B	Total/NA
Cadmium	0.14	J	0.15	0.027	mg/Kg	1	☼	6010B	Total/NA
Cobalt	5.5		3.8	0.12	mg/Kg	1	☼	6010B	Total/NA
Chromium	9.5		0.38	0.15	mg/Kg	1	☼	6010B	Total/NA
Copper	13		1.9	0.56	mg/Kg	1	☼	6010B	Total/NA
Iron	11000		7.6	3.7	mg/Kg	1	☼	6010B	Total/NA
Potassium	1500	B	380	4.7	mg/Kg	1	☼	6010B	Total/NA
Magnesium	44000	B	380	3.9	mg/Kg	1	☼	6010B	Total/NA
Manganese	260	B	1.1	0.056	mg/Kg	1	☼	6010B	Total/NA
Sodium	160	J	380	50	mg/Kg	1	☼	6010B	Total/NA
Nickel	14		3.0	0.20	mg/Kg	1	☼	6010B	Total/NA
Vanadium	13	B	3.8	0.091	mg/Kg	1	☼	6010B	Total/NA
Zinc	36		1.5	0.76	mg/Kg	1	☼	6010B	Total/NA
Arsenic	3.2		0.76	0.23	mg/Kg	1	☼	6010B	Total/NA
Lead	6.5		0.23	0.14	mg/Kg	1	☼	6010B	Total/NA
Thallium	0.65	J	0.76	0.42	mg/Kg	1	☼	6010B	Total/NA
Mercury	0.019	J	0.079	0.012	mg/Kg	1	☼	7471A	Total/NA

Client Sample ID: S-017324-120211-TP-197

Lab Sample ID: 240-6481-5

Analyte	Result	Qualifier	RL	MDL	Unit	Dil Fac	D	Method	Prep Type
Acetone	4.3	J B	8.0	2.5	ug/Kg	1	☼	8260B	Total/NA
Carbon disulfide	0.40	J	2.0	0.18	ug/Kg	1	☼	8260B	Total/NA
Toluene	0.23	J	2.0	0.11	ug/Kg	1	☼	8260B	Total/NA
2-Methylnaphthalene	4.7	J	7.6	3.7	ug/Kg	1	☼	8270C	Total/NA
Anthracene	22		7.6	3.7	ug/Kg	1	☼	8270C	Total/NA
Benzo[a]anthracene	41		7.6	3.7	ug/Kg	1	☼	8270C	Total/NA
Benzo[a]pyrene	26		7.6	3.7	ug/Kg	1	☼	8270C	Total/NA
Benzo[b]fluoranthene	24		7.6	3.7	ug/Kg	1	☼	8270C	Total/NA
Benzo[g,h,i]perylene	20		7.6	3.7	ug/Kg	1	☼	8270C	Total/NA
Benzo[k]fluoranthene	8.5		7.6	3.7	ug/Kg	1	☼	8270C	Total/NA
Chrysene	57		7.6	1.2	ug/Kg	1	☼	8270C	Total/NA
Fluoranthene	52		7.6	3.7	ug/Kg	1	☼	8270C	Total/NA
Fluorene	9.2		7.6	3.7	ug/Kg	1	☼	8270C	Total/NA
Indeno[1,2,3-cd]pyrene	9.5		7.6	3.7	ug/Kg	1	☼	8270C	Total/NA
Phenanthrene	100		7.6	3.7	ug/Kg	1	☼	8270C	Total/NA
Pyrene	84		7.6	3.7	ug/Kg	1	☼	8270C	Total/NA
Aluminum	6100		18	8.5	mg/Kg	1	☼	6010B	Total/NA
Antimony	0.68	J	0.89	0.35	mg/Kg	1	☼	6010B	Total/NA
Barium	50	B	18	0.063	mg/Kg	1	☼	6010B	Total/NA
Beryllium	0.24	J	0.44	0.038	mg/Kg	1	☼	6010B	Total/NA
Calcium	41000	B	440	14	mg/Kg	1	☼	6010B	Total/NA
Cadmium	0.14	J	0.18	0.032	mg/Kg	1	☼	6010B	Total/NA
Cobalt	5.8		4.4	0.14	mg/Kg	1	☼	6010B	Total/NA
Chromium	9.9		0.44	0.18	mg/Kg	1	☼	6010B	Total/NA
Copper	13		2.2	0.66	mg/Kg	1	☼	6010B	Total/NA
Iron	12000		8.9	4.3	mg/Kg	1	☼	6010B	Total/NA
Potassium	1500	B	440	5.5	mg/Kg	1	☼	6010B	Total/NA
Magnesium	39000	B	440	4.5	mg/Kg	1	☼	6010B	Total/NA
Manganese	260	B	1.3	0.066	mg/Kg	1	☼	6010B	Total/NA
Sodium	140	J	440	59	mg/Kg	1	☼	6010B	Total/NA
Nickel	15		3.5	0.24	mg/Kg	1	☼	6010B	Total/NA
Vanadium	14	B	4.4	0.11	mg/Kg	1	☼	6010B	Total/NA
Zinc	34		1.8	0.89	mg/Kg	1	☼	6010B	Total/NA
Arsenic	3.3		0.89	0.27	mg/Kg	1	☼	6010B	Total/NA
Lead	7.1		0.27	0.17	mg/Kg	1	☼	6010B	Total/NA
Thallium	0.53	J	0.89	0.49	mg/Kg	1	☼	6010B	Total/NA
Mercury	0.019	J	0.058	0.0087	mg/Kg	1	☼	7471A	Total/NA

Client Sample ID: S-017324-120211-TP-198

Lab Sample ID: 240-6481-6

Analyte	Result	Qualifier	RL	MDL	Unit	Dil Fac	D	Method	Prep Type
Acetone	5.8	J B	7.1	2.2	ug/Kg	1	☼	8260B	Total/NA
2-Butanone (MEK)	1.0	J	7.1	0.50	ug/Kg	1	☼	8260B	Total/NA
Carbon disulfide	0.39	J	1.8	0.16	ug/Kg	1	☼	8260B	Total/NA
1,2-Dichloroethane	0.28	J	1.8	0.12	ug/Kg	1	☼	8260B	Total/NA
Toluene	0.38	J	1.8	0.096	ug/Kg	1	☼	8260B	Total/NA
Methyl acetate	0.51	J	3.5	0.50	ug/Kg	1	☼	8260B	Total/NA
Trichlorofluoromethane	1.5	J	1.8	0.12	ug/Kg	1	☼	8260B	Total/NA
2-Methylnaphthalene	190		7.9	3.9	ug/Kg	1	☼	8270C	Total/NA
Acenaphthylene	18		7.9	3.9	ug/Kg	1	☼	8270C	Total/NA
Anthracene	27		7.9	3.9	ug/Kg	1	☼	8270C	Total/NA
Benzo[a]anthracene	110		7.9	3.9	ug/Kg	1	☼	8270C	Total/NA
Benzo[a]pyrene	100		7.9	3.9	ug/Kg	1	☼	8270C	Total/NA
Benzo[b]fluoranthene	140		7.9	3.9	ug/Kg	1	☼	8270C	Total/NA

Client Sample ID: S-017324-120211-TP-198 (Continued)

Lab Sample ID: 240-6481-6

Analyte	Result	Qualifier	RL	MDL	Unit	Dil Fac	D	Method	Prep Type
Benzo[g,h,i]perylene	78		7.9	3.9	ug/Kg	1	☼	8270C	Total/NA
Benzo[k]fluoranthene	38		7.9	3.9	ug/Kg	1	☼	8270C	Total/NA
Bis(2-ethylhexyl) phthalate	38	J	59	22	ug/Kg	1	☼	8270C	Total/NA
Chrysene	120		7.9	1.3	ug/Kg	1	☼	8270C	Total/NA
Dibenz(a,h)anthracene	20		7.9	3.9	ug/Kg	1	☼	8270C	Total/NA
Dibenzofuran	39	J	59	3.9	ug/Kg	1	☼	8270C	Total/NA
Fluoranthene	160		7.9	3.9	ug/Kg	1	☼	8270C	Total/NA
Fluorene	11		7.9	3.9	ug/Kg	1	☼	8270C	Total/NA
Indeno[1,2,3-cd]pyrene	62		7.9	3.9	ug/Kg	1	☼	8270C	Total/NA
Naphthalene	100		7.9	3.9	ug/Kg	1	☼	8270C	Total/NA
Phenanthrene	160		7.9	3.9	ug/Kg	1	☼	8270C	Total/NA
Pyrene	150		7.9	3.9	ug/Kg	1	☼	8270C	Total/NA
Aluminum	8400		20	9.5	mg/Kg	1	☼	6010B	Total/NA
Antimony	1.1		0.99	0.39	mg/Kg	1	☼	6010B	Total/NA
Barium	93	B	20	0.070	mg/Kg	1	☼	6010B	Total/NA
Beryllium	0.57		0.49	0.042	mg/Kg	1	☼	6010B	Total/NA
Calcium	29000	B	490	16	mg/Kg	1	☼	6010B	Total/NA
Cadmium	0.29		0.20	0.036	mg/Kg	1	☼	6010B	Total/NA
Cobalt	8.8		4.9	0.16	mg/Kg	1	☼	6010B	Total/NA
Chromium	13		0.49	0.20	mg/Kg	1	☼	6010B	Total/NA
Copper	31		2.5	0.73	mg/Kg	1	☼	6010B	Total/NA
Iron	19000		9.9	4.8	mg/Kg	1	☼	6010B	Total/NA
Potassium	740	B	490	6.1	mg/Kg	1	☼	6010B	Total/NA
Magnesium	13000	B	490	5.0	mg/Kg	1	☼	6010B	Total/NA
Manganese	590	B	1.5	0.073	mg/Kg	1	☼	6010B	Total/NA
Sodium	110	J	490	65	mg/Kg	1	☼	6010B	Total/NA
Nickel	16		4.0	0.27	mg/Kg	1	☼	6010B	Total/NA
Vanadium	23	B	4.9	0.12	mg/Kg	1	☼	6010B	Total/NA
Zinc	61		2.0	0.99	mg/Kg	1	☼	6010B	Total/NA
Arsenic	9.0		0.99	0.30	mg/Kg	1	☼	6010B	Total/NA
Lead	60		0.30	0.19	mg/Kg	1	☼	6010B	Total/NA
Thallium	1.4		0.99	0.54	mg/Kg	1	☼	6010B	Total/NA
Mercury	0.078	J	0.083	0.012	mg/Kg	1	☼	7471A	Total/NA

Client Sample ID: S-017324-120211-TP-199

Lab Sample ID: 240-6481-7

Analyte	Result	Qualifier	RL	MDL	Unit	Dil Fac	D	Method	Prep Type
1,1-Dichloroethane	0.16	J	1.9	0.14	ug/Kg	1	☼	8260B	Total/NA
1,2-Dichloroethane	0.13	J	1.9	0.13	ug/Kg	1	☼	8260B	Total/NA
Toluene	0.15	J	1.9	0.10	ug/Kg	1	☼	8260B	Total/NA
Trichloroethene	19		1.9	0.16	ug/Kg	1	☼	8260B	Total/NA
Aluminum	7100		22	11	mg/Kg	1	☼	6010B	Total/NA
Antimony	0.69	J	1.1	0.43	mg/Kg	1	☼	6010B	Total/NA
Barium	66	B	22	0.079	mg/Kg	1	☼	6010B	Total/NA
Beryllium	0.31	J	0.56	0.048	mg/Kg	1	☼	6010B	Total/NA
Calcium	49000	B	560	18	mg/Kg	1	☼	6010B	Total/NA
Cadmium	0.18	J	0.22	0.040	mg/Kg	1	☼	6010B	Total/NA
Cobalt	9.6		5.6	0.18	mg/Kg	1	☼	6010B	Total/NA
Chromium	11		0.56	0.22	mg/Kg	1	☼	6010B	Total/NA
Copper	17		2.8	0.82	mg/Kg	1	☼	6010B	Total/NA
Iron	18000		11	5.4	mg/Kg	1	☼	6010B	Total/NA
Potassium	1400	B	560	6.9	mg/Kg	1	☼	6010B	Total/NA
Magnesium	36000	B	560	5.7	mg/Kg	1	☼	6010B	Total/NA
Manganese	480	B	1.7	0.082	mg/Kg	1	☼	6010B	Total/NA

Client Sample ID: S-017324-120211-TP-199 (Continued)

Lab Sample ID: 240-6481-7

Analyte	Result	Qualifier	RL	MDL	Unit	Dil Fac	D	Method	Prep Type
Sodium	92	J	560	73	mg/Kg	1	☼	6010B	Total/NA
Nickel	21		4.4	0.30	mg/Kg	1	☼	6010B	Total/NA
Vanadium	18	B	5.6	0.13	mg/Kg	1	☼	6010B	Total/NA
Zinc	45		2.2	1.1	mg/Kg	1	☼	6010B	Total/NA
Arsenic	7.6		1.1	0.33	mg/Kg	1	☼	6010B	Total/NA
Lead	10		0.33	0.21	mg/Kg	1	☼	6010B	Total/NA
Thallium	1.1		1.1	0.61	mg/Kg	1	☼	6010B	Total/NA

Client Sample ID: S-017324-120211-TP-200

Lab Sample ID: 240-6481-8

Analyte	Result	Qualifier	RL	MDL	Unit	Dil Fac	D	Method	Prep Type
1,1-Dichloroethane	2.2	J	3.0	0.21	ug/Kg	1	☼	8260B	Total/NA
1,2-Dichloroethane	0.25	J	3.0	0.20	ug/Kg	1	☼	8260B	Total/NA
Tetrachloroethene	1.9	J	3.0	0.31	ug/Kg	1	☼	8260B	Total/NA
Toluene	0.63	J	3.0	0.16	ug/Kg	1	☼	8260B	Total/NA
1,1,1-Trichloroethane	1.6	J	3.0	0.33	ug/Kg	1	☼	8260B	Total/NA
Methyl acetate	1.8	J	5.9	0.83	ug/Kg	1	☼	8260B	Total/NA
1,1'-Biphenyl	50	J	60	32	ug/Kg	1	☼	8270C	Total/NA
2-Methylnaphthalene	340		8.0	4.0	ug/Kg	1	☼	8270C	Total/NA
Acenaphthene	29		8.0	4.0	ug/Kg	1	☼	8270C	Total/NA
Acenaphthylene	25		8.0	4.0	ug/Kg	1	☼	8270C	Total/NA
Acetophenone	43	J	120	11	ug/Kg	1	☼	8270C	Total/NA
Anthracene	75		8.0	4.0	ug/Kg	1	☼	8270C	Total/NA
Benzo[a]anthracene	410		8.0	4.0	ug/Kg	1	☼	8270C	Total/NA
Benzo[a]pyrene	320		8.0	4.0	ug/Kg	1	☼	8270C	Total/NA
Benzo[b]fluoranthene	500		8.0	4.0	ug/Kg	1	☼	8270C	Total/NA
Benzo[g,h,i]perylene	230		8.0	4.0	ug/Kg	1	☼	8270C	Total/NA
Benzo[k]fluoranthene	220		8.0	4.0	ug/Kg	1	☼	8270C	Total/NA
Carbazole	91		60	32	ug/Kg	1	☼	8270C	Total/NA
Chrysene	490		8.0	1.3	ug/Kg	1	☼	8270C	Total/NA
Dibenz(a,h)anthracene	74		8.0	4.0	ug/Kg	1	☼	8270C	Total/NA
Dibenzofuran	110		60	4.0	ug/Kg	1	☼	8270C	Total/NA
Fluoranthene	870		8.0	4.0	ug/Kg	1	☼	8270C	Total/NA
Fluorene	38		8.0	4.0	ug/Kg	1	☼	8270C	Total/NA
Indeno[1,2,3-cd]pyrene	190		8.0	4.0	ug/Kg	1	☼	8270C	Total/NA
Naphthalene	180		8.0	4.0	ug/Kg	1	☼	8270C	Total/NA
Phenanthrene	780		8.0	4.0	ug/Kg	1	☼	8270C	Total/NA
Pyrene	640		8.0	4.0	ug/Kg	1	☼	8270C	Total/NA
Aluminum	7100		21	9.9	mg/Kg	1	☼	6010B	Total/NA
Antimony	2.3		1.0	0.40	mg/Kg	1	☼	6010B	Total/NA
Barium	1300	B	21	0.073	mg/Kg	1	☼	6010B	Total/NA
Beryllium	0.60		0.52	0.044	mg/Kg	1	☼	6010B	Total/NA
Calcium	42000	B	520	17	mg/Kg	1	☼	6010B	Total/NA
Cadmium	0.59		0.21	0.037	mg/Kg	1	☼	6010B	Total/NA
Cobalt	7.9		5.2	0.17	mg/Kg	1	☼	6010B	Total/NA
Chromium	15		0.52	0.21	mg/Kg	1	☼	6010B	Total/NA
Copper	43		2.6	0.77	mg/Kg	1	☼	6010B	Total/NA
Iron	22000		10	5.1	mg/Kg	1	☼	6010B	Total/NA
Potassium	870	B	520	6.4	mg/Kg	1	☼	6010B	Total/NA
Magnesium	24000	B	520	5.3	mg/Kg	1	☼	6010B	Total/NA
Manganese	410	B	1.6	0.077	mg/Kg	1	☼	6010B	Total/NA
Sodium	250	J	520	68	mg/Kg	1	☼	6010B	Total/NA
Nickel	20		4.1	0.28	mg/Kg	1	☼	6010B	Total/NA
Vanadium	21	B	5.2	0.12	mg/Kg	1	☼	6010B	Total/NA

Client Sample ID: S-017324-120211-TP-200 (Continued)

Lab Sample ID: 240-6481-8

Analyte	Result	Qualifier	RL	MDL	Unit	Dil Fac	D	Method	Prep Type
Zinc	130		2.1	1.0	mg/Kg	1	☼	6010B	Total/NA
Arsenic	12		1.0	0.31	mg/Kg	1	☼	6010B	Total/NA
Lead	920		0.31	0.20	mg/Kg	1	☼	6010B	Total/NA
Thallium	1.1		1.0	0.57	mg/Kg	1	☼	6010B	Total/NA
Mercury	0.15		0.079	0.012	mg/Kg	1	☼	7471A	Total/NA

Client Sample ID: S-017324-120211-TP-201

Lab Sample ID: 240-6481-9

Analyte	Result	Qualifier	RL	MDL	Unit	Dil Fac	D	Method	Prep Type
Acetone	13	B	8.2	2.6	ug/Kg	1	☼	8260B	Total/NA
Benzene	0.13	J	2.0	0.094	ug/Kg	1	☼	8260B	Total/NA
2-Butanone (MEK)	1.9	J	8.2	0.57	ug/Kg	1	☼	8260B	Total/NA
Carbon disulfide	0.38	J	2.0	0.18	ug/Kg	1	☼	8260B	Total/NA
Chloroethane	14		2.0	0.35	ug/Kg	1	☼	8260B	Total/NA
1,1-Dichloroethane	48		2.0	0.15	ug/Kg	1	☼	8260B	Total/NA
1,2-Dichloroethane	0.35	J	2.0	0.14	ug/Kg	1	☼	8260B	Total/NA
1,1-Dichloroethene	0.99	J	2.0	0.21	ug/Kg	1	☼	8260B	Total/NA
Tetrachloroethene	0.79	J	2.0	0.21	ug/Kg	1	☼	8260B	Total/NA
Toluene	0.34	J	2.0	0.11	ug/Kg	1	☼	8260B	Total/NA
Trichloroethene	1.4	J	2.0	0.17	ug/Kg	1	☼	8260B	Total/NA
Vinyl chloride	4.8		2.0	0.16	ug/Kg	1	☼	8260B	Total/NA
cis-1,2-Dichloroethene	2.8		2.0	0.15	ug/Kg	1	☼	8260B	Total/NA
trans-1,2-Dichloroethene	0.30	J *	2.0	0.17	ug/Kg	1	☼	8260B	Total/NA
Bis(2-ethylhexyl) phthalate	40	J	57	22	ug/Kg	1	☼	8270C	Total/NA
Pyrene	11		7.7	3.8	ug/Kg	1	☼	8270C	Total/NA
Aluminum	5100		14	6.6	mg/Kg	1	☼	6010B	Total/NA
Antimony	0.30	J	0.68	0.27	mg/Kg	1	☼	6010B	Total/NA
Barium	30	B	14	0.049	mg/Kg	1	☼	6010B	Total/NA
Beryllium	0.19	J	0.34	0.029	mg/Kg	1	☼	6010B	Total/NA
Calcium	31000	B	340	11	mg/Kg	1	☼	6010B	Total/NA
Cadmium	0.26		0.14	0.025	mg/Kg	1	☼	6010B	Total/NA
Cobalt	4.6		3.4	0.11	mg/Kg	1	☼	6010B	Total/NA
Chromium	8.3		0.34	0.14	mg/Kg	1	☼	6010B	Total/NA
Copper	11		1.7	0.51	mg/Kg	1	☼	6010B	Total/NA
Iron	11000		6.8	3.4	mg/Kg	1	☼	6010B	Total/NA
Potassium	950	B	340	4.2	mg/Kg	1	☼	6010B	Total/NA
Magnesium	30000	B	340	3.5	mg/Kg	1	☼	6010B	Total/NA
Manganese	250	B	1.0	0.051	mg/Kg	1	☼	6010B	Total/NA
Sodium	300	J	340	45	mg/Kg	1	☼	6010B	Total/NA
Nickel	13		2.7	0.18	mg/Kg	1	☼	6010B	Total/NA
Vanadium	13	B	3.4	0.082	mg/Kg	1	☼	6010B	Total/NA
Zinc	36		1.4	0.68	mg/Kg	1	☼	6010B	Total/NA
Arsenic	5.9		0.68	0.21	mg/Kg	1	☼	6010B	Total/NA
Lead	5.7		0.21	0.13	mg/Kg	1	☼	6010B	Total/NA
Thallium	0.73		0.68	0.38	mg/Kg	1	☼	6010B	Total/NA

Client Sample ID: S-017324-120211-TP-202

Lab Sample ID: 240-6481-10

Analyte	Result	Qualifier	RL	MDL	Unit	Dil Fac	D	Method	Prep Type
Acetone	10	B	6.7	2.1	ug/Kg	1	☼	8260B	Total/NA
2-Butanone (MEK)	1.6	J	6.7	0.47	ug/Kg	1	☼	8260B	Total/NA
Carbon disulfide	0.34	J	1.7	0.15	ug/Kg	1	☼	8260B	Total/NA
1,2-Dichloroethane	0.13	J	1.7	0.11	ug/Kg	1	☼	8260B	Total/NA
Toluene	0.28	J	1.7	0.090	ug/Kg	1	☼	8260B	Total/NA

Client Sample ID: S-017324-120211-TP-202 (Continued)

Lab Sample ID: 240-6481-10

Analyte	Result	Qualifier	RL	MDL	Unit	Dil Fac	D	Method	Prep Type
Cyclohexane	0.14	J *	3.3	0.11	ug/Kg	1	☼	8260B	Total/NA
Isopropylbenzene	0.073	J	1.7	0.054	ug/Kg	1	☼	8260B	Total/NA
Methylcyclohexane	0.38	J	3.3	0.10	ug/Kg	1	☼	8260B	Total/NA
Chrysene	170		39	6.4	ug/Kg	5	☼	8270C	Total/NA
Fluorene	52		39	19	ug/Kg	5	☼	8270C	Total/NA
Phenanthrene	80		39	19	ug/Kg	5	☼	8270C	Total/NA
Pyrene	80		39	19	ug/Kg	5	☼	8270C	Total/NA
Aluminum	8000		17	8.2	mg/Kg	1	☼	6010B	Total/NA
Antimony	0.61	J	0.86	0.33	mg/Kg	1	☼	6010B	Total/NA
Barium	56	B	17	0.061	mg/Kg	1	☼	6010B	Total/NA
Beryllium	0.31	J	0.43	0.037	mg/Kg	1	☼	6010B	Total/NA
Calcium	37000	B	430	14	mg/Kg	1	☼	6010B	Total/NA
Cadmium	0.24		0.17	0.031	mg/Kg	1	☼	6010B	Total/NA
Cobalt	6.6		4.3	0.14	mg/Kg	1	☼	6010B	Total/NA
Chromium	13		0.43	0.17	mg/Kg	1	☼	6010B	Total/NA
Copper	17		2.1	0.63	mg/Kg	1	☼	6010B	Total/NA
Iron	16000		8.6	4.2	mg/Kg	1	☼	6010B	Total/NA
Potassium	1300	B	430	5.3	mg/Kg	1	☼	6010B	Total/NA
Magnesium	38000	B	430	4.4	mg/Kg	1	☼	6010B	Total/NA
Manganese	290	B	1.3	0.063	mg/Kg	1	☼	6010B	Total/NA
Sodium	150	J	430	57	mg/Kg	1	☼	6010B	Total/NA
Nickel	20		3.4	0.23	mg/Kg	1	☼	6010B	Total/NA
Vanadium	20	B	4.3	0.10	mg/Kg	1	☼	6010B	Total/NA
Zinc	52		1.7	0.86	mg/Kg	1	☼	6010B	Total/NA
Arsenic	7.5		0.86	0.26	mg/Kg	1	☼	6010B	Total/NA
Lead	8.3		0.26	0.16	mg/Kg	1	☼	6010B	Total/NA
Thallium	0.95		0.86	0.47	mg/Kg	1	☼	6010B	Total/NA
Mercury	0.024	J	0.070	0.011	mg/Kg	1	☼	7471A	Total/NA

Client Sample ID: S-017324-120211-TP-203

Lab Sample ID: 240-6481-11

Analyte	Result	Qualifier	RL	MDL	Unit	Dil Fac	D	Method	Prep Type
Acetone	8.3	B	7.6	2.4	ug/Kg	1	☼	8260B	Total/NA
2-Butanone (MEK)	1.1	J	7.6	0.54	ug/Kg	1	☼	8260B	Total/NA
Carbon disulfide	0.36	J	1.9	0.17	ug/Kg	1	☼	8260B	Total/NA
1,2-Dichloroethane	0.18	J	1.9	0.13	ug/Kg	1	☼	8260B	Total/NA
Toluene	0.32	J	1.9	0.10	ug/Kg	1	☼	8260B	Total/NA
Methylcyclohexane	0.14	J	3.8	0.12	ug/Kg	1	☼	8260B	Total/NA
Phenanthrene	160		77	38	ug/Kg	10	☼	8270C	Total/NA
Pyrene	89		77	38	ug/Kg	10	☼	8270C	Total/NA
Aluminum	7500		18	8.7	mg/Kg	1	☼	6010B	Total/NA
Antimony	0.74	J	0.90	0.35	mg/Kg	1	☼	6010B	Total/NA
Barium	51	B	18	0.064	mg/Kg	1	☼	6010B	Total/NA
Beryllium	0.28	J	0.45	0.039	mg/Kg	1	☼	6010B	Total/NA
Calcium	40000	B	450	14	mg/Kg	1	☼	6010B	Total/NA
Cadmium	0.17	J	0.18	0.033	mg/Kg	1	☼	6010B	Total/NA
Cobalt	6.7		4.5	0.14	mg/Kg	1	☼	6010B	Total/NA
Chromium	11		0.45	0.18	mg/Kg	1	☼	6010B	Total/NA
Copper	15		2.3	0.67	mg/Kg	1	☼	6010B	Total/NA
Iron	16000		9.0	4.4	mg/Kg	1	☼	6010B	Total/NA
Potassium	1600	B	450	5.6	mg/Kg	1	☼	6010B	Total/NA
Magnesium	38000	B	450	4.6	mg/Kg	1	☼	6010B	Total/NA
Manganese	340	B	1.4	0.067	mg/Kg	1	☼	6010B	Total/NA
Sodium	180	J	450	60	mg/Kg	1	☼	6010B	Total/NA

Client Sample ID: S-017324-120211-TP-203 (Continued) — Lab Sample ID: 240-6481-11

Analyte	Result	Qualifier	RL	MDL	Unit	Dil Fac	D	Method	Prep Type
Nickel	17		3.6	0.24	mg/Kg	1	☼	6010B	Total/NA
Vanadium	17	B	4.5	0.11	mg/Kg	1	☼	6010B	Total/NA
Zinc	42		1.8	0.90	mg/Kg	1	☼	6010B	Total/NA
Arsenic	6.2		0.90	0.27	mg/Kg	1	☼	6010B	Total/NA
Lead	7.8		0.27	0.17	mg/Kg	1	☼	6010B	Total/NA
Thallium	1.3		0.90	0.50	mg/Kg	1	☼	6010B	Total/NA
Mercury	0.012	J	0.081	0.012	mg/Kg	1	☼	7471A	Total/NA

Client Sample ID: S-017324-120211-TP-204 — Lab Sample ID: 240-6481-12

Analyte	Result	Qualifier	RL	MDL	Unit	Dil Fac	D	Method	Prep Type
Acetone	26	B	10	3.2	ug/Kg	1	☼	8260B	Total/NA
2-Butanone (MEK)	5.7	J	10	0.70	ug/Kg	1	☼	8260B	Total/NA
Carbon disulfide	0.53	J	2.5	0.22	ug/Kg	1	☼	8260B	Total/NA
1,2-Dichloroethane	0.23	J	2.5	0.17	ug/Kg	1	☼	8260B	Total/NA
Toluene	0.47	J	2.5	0.14	ug/Kg	1	☼	8260B	Total/NA
Bis(2-ethylhexyl) phthalate	31	J	68	26	ug/Kg	1	☼	8270C	Total/NA
Dibenzofuran	9.8	J	68	4.5	ug/Kg	1	☼	8270C	Total/NA
Fluorene	9.2		9.1	4.5	ug/Kg	1	☼	8270C	Total/NA
Naphthalene	16		9.1	4.5	ug/Kg	1	☼	8270C	Total/NA
Aluminum	20000		18	8.6	mg/Kg	1	☼	6010B	Total/NA
Antimony	0.46	J	0.90	0.35	mg/Kg	1	☼	6010B	Total/NA
Barium	160	B	18	0.064	mg/Kg	1	☼	6010B	Total/NA
Beryllium	0.80		0.45	0.039	mg/Kg	1	☼	6010B	Total/NA
Calcium	2600	B	450	14	mg/Kg	1	☼	6010B	Total/NA
Cadmium	0.084	J	0.18	0.032	mg/Kg	1	☼	6010B	Total/NA
Cobalt	9.0		4.5	0.14	mg/Kg	1	☼	6010B	Total/NA
Chromium	23		0.45	0.18	mg/Kg	1	☼	6010B	Total/NA
Copper	22		2.3	0.67	mg/Kg	1	☼	6010B	Total/NA
Iron	28000		9.0	4.4	mg/Kg	1	☼	6010B	Total/NA
Potassium	1100	B	450	5.6	mg/Kg	1	☼	6010B	Total/NA
Magnesium	4200	B	450	4.6	mg/Kg	1	☼	6010B	Total/NA
Manganese	250	B	1.4	0.067	mg/Kg	1	☼	6010B	Total/NA
Sodium	710		450	59	mg/Kg	1	☼	6010B	Total/NA
Nickel	19		3.6	0.24	mg/Kg	1	☼	6010B	Total/NA
Vanadium	39	B	4.5	0.11	mg/Kg	1	☼	6010B	Total/NA
Zinc	78		1.8	0.90	mg/Kg	1	☼	6010B	Total/NA
Arsenic	8.0		0.90	0.27	mg/Kg	1	☼	6010B	Total/NA
Lead	16		0.27	0.17	mg/Kg	1	☼	6010B	Total/NA
Thallium	0.66	J	0.90	0.50	mg/Kg	1	☼	6010B	Total/NA
Mercury	0.057	J	0.091	0.014	mg/Kg	1	☼	7471A	Total/NA

Client Sample ID: S-017324-120211-TP-205 — Lab Sample ID: 240-6481-13

Analyte	Result	Qualifier	RL	MDL	Unit	Dil Fac	D	Method	Prep Type
Acetone	8.6	B	6.7	2.1	ug/Kg	1	☼	8260B	Total/NA
2-Butanone (MEK)	1.4	J	6.7	0.47	ug/Kg	1	☼	8260B	Total/NA
1,2-Dichloroethane	0.19	J	1.7	0.11	ug/Kg	1	☼	8260B	Total/NA
Ethylbenzene	0.26	J	1.7	0.087	ug/Kg	1	☼	8260B	Total/NA
Toluene	0.40	J	1.7	0.090	ug/Kg	1	☼	8260B	Total/NA
Xylenes, Total	0.98	J	3.3	0.22	ug/Kg	1	☼	8260B	Total/NA
Cyclohexane	0.16	J *	3.3	0.11	ug/Kg	1	☼	8260B	Total/NA
Isopropylbenzene	0.083	J	1.7	0.053	ug/Kg	1	☼	8260B	Total/NA
Methylcyclohexane	0.36	J	3.3	0.10	ug/Kg	1	☼	8260B	Total/NA

Client Sample ID: S-017324-120211-TP-205 (Continued)

Lab Sample ID: 240-6481-13

Analyte	Result	Qualifier	RL	MDL	Unit	Dil Fac	D	Method	Prep Type
Phenanthrene	200		150	74	ug/Kg	20	☼	8270C	Total/NA
Aluminum	5600		17	8.2	mg/Kg	1	☼	6010B	Total/NA
Antimony	0.55	J	0.85	0.33	mg/Kg	1	☼	6010B	Total/NA
Barium	51	B	17	0.061	mg/Kg	1	☼	6010B	Total/NA
Beryllium	0.19	J	0.43	0.037	mg/Kg	1	☼	6010B	Total/NA
Calcium	38000	B	430	14	mg/Kg	1	☼	6010B	Total/NA
Cadmium	0.25		0.17	0.031	mg/Kg	1	☼	6010B	Total/NA
Cobalt	4.4		4.3	0.14	mg/Kg	1	☼	6010B	Total/NA
Chromium	9.1		0.43	0.17	mg/Kg	1	☼	6010B	Total/NA
Copper	72		2.1	0.63	mg/Kg	1	☼	6010B	Total/NA
Iron	12000		8.5	4.2	mg/Kg	1	☼	6010B	Total/NA
Potassium	1200	B	430	5.3	mg/Kg	1	☼	6010B	Total/NA
Magnesium	38000	B	430	4.3	mg/Kg	1	☼	6010B	Total/NA
Manganese	260	B	1.3	0.063	mg/Kg	1	☼	6010B	Total/NA
Sodium	240	J	430	56	mg/Kg	1	☼	6010B	Total/NA
Nickel	15		3.4	0.23	mg/Kg	1	☼	6010B	Total/NA
Vanadium	15	B	4.3	0.10	mg/Kg	1	☼	6010B	Total/NA
Zinc	41		1.7	0.85	mg/Kg	1	☼	6010B	Total/NA
Arsenic	5.0		0.85	0.26	mg/Kg	1	☼	6010B	Total/NA
Lead	7.4		0.26	0.16	mg/Kg	1	☼	6010B	Total/NA
Thallium	0.85		0.85	0.47	mg/Kg	1	☼	6010B	Total/NA

Client: Conestoga-Rovers & Associates, Inc.
Project/Site: 17324-T07, RACER Former MTM

TestAmerica Job ID: 240-6481-1

Client Sample ID: S-017324-120211-TP-193
Date Collected: 12/02/11 07:55
Date Received: 12/03/11 10:00

Lab Sample ID: 240-6481-1
Matrix: Solid
Percent Solids: 80.5

Method: 8260B - Volatile Organic Compounds (GC/MS)

Analyte	Result	Qualifier	RL	MDL	Unit	D	Prepared	Analyzed	Dil Fac
Acetone	**39**	**B**	9.8	3.1	ug/Kg	☼	12/03/11 16:45	12/12/11 13:21	1
Benzene	2.5	U	2.5	0.11	ug/Kg	☼	12/03/11 16:45	12/12/11 13:21	1
Dichlorobromomethane	2.5	U	2.5	0.14	ug/Kg	☼	12/03/11 16:45	12/12/11 13:21	1
Bromoform	2.5	U	2.5	0.16	ug/Kg	☼	12/03/11 16:45	12/12/11 13:21	1
Bromomethane	2.5	U	2.5	0.27	ug/Kg	☼	12/03/11 16:45	12/12/11 13:21	1
2-Butanone (MEK)	**4.5**	**J**	9.8	0.69	ug/Kg	☼	12/03/11 16:45	12/12/11 13:21	1
Carbon disulfide	**0.46**	**J**	2.5	0.22	ug/Kg	☼	12/03/11 16:45	12/12/11 13:21	1
Carbon tetrachloride	2.5	U	2.5	0.18	ug/Kg	☼	12/03/11 16:45	12/12/11 13:21	1
Chlorobenzene	2.5	U	2.5	0.16	ug/Kg	☼	12/03/11 16:45	12/12/11 13:21	1
Chloroethane	2.5	U	2.5	0.42	ug/Kg	☼	12/03/11 16:45	12/12/11 13:21	1
Chloroform	2.5	U	2.5	0.14	ug/Kg	☼	12/03/11 16:45	12/12/11 13:21	1
Chloromethane	2.5	U	2.5	0.20	ug/Kg	☼	12/03/11 16:45	12/12/11 13:21	1
1,1-Dichloroethane	2.5	U	2.5	0.18	ug/Kg	☼	12/03/11 16:45	12/12/11 13:21	1
1,2-Dichloroethane	**0.23**	**J**	2.5	0.17	ug/Kg	☼	12/03/11 16:45	12/12/11 13:21	1
1,1-Dichloroethene	2.5	U	2.5	0.26	ug/Kg	☼	12/03/11 16:45	12/12/11 13:21	1
1,2-Dichloropropane	2.5	U	2.5	0.34	ug/Kg	☼	12/03/11 16:45	12/12/11 13:21	1
cis-1,3-Dichloropropene	2.5	U	2.5	0.17	ug/Kg	☼	12/03/11 16:45	12/12/11 13:21	1
trans-1,3-Dichloropropene	2.5	U	2.5	0.27	ug/Kg	☼	12/03/11 16:45	12/12/11 13:21	1
Ethylbenzene	2.5	U	2.5	0.13	ug/Kg	☼	12/03/11 16:45	12/12/11 13:21	1
2-Hexanone	9.8	U	9.8	0.31	ug/Kg	☼	12/03/11 16:45	12/12/11 13:21	1
Methylene Chloride	2.5	U	2.5	0.33	ug/Kg	☼	12/03/11 16:45	12/12/11 13:21	1
4-Methyl-2-pentanone (MIBK)	9.8	U	9.8	0.27	ug/Kg	☼	12/03/11 16:45	12/12/11 13:21	1
Styrene	2.5	U	2.5	0.074	ug/Kg	☼	12/03/11 16:45	12/12/11 13:21	1
1,1,2,2-Tetrachloroethane	2.5	U	2.5	0.17	ug/Kg	☼	12/03/11 16:45	12/12/11 13:21	1
Tetrachloroethene	2.5	U	2.5	0.26	ug/Kg	☼	12/03/11 16:45	12/12/11 13:21	1
Toluene	**0.30**	**J**	2.5	0.13	ug/Kg	☼	12/03/11 16:45	12/12/11 13:21	1
Trichloroethene	2.5	U	2.5	0.21	ug/Kg	☼	12/03/11 16:45	12/12/11 13:21	1
Vinyl chloride	2.5	U	2.5	0.19	ug/Kg	☼	12/03/11 16:45	12/12/11 13:21	1
Xylenes, Total	4.9	U	4.9	0.33	ug/Kg	☼	12/03/11 16:45	12/12/11 13:21	1
1,1,1-Trichloroethane	2.5	U	2.5	0.28	ug/Kg	☼	12/03/11 16:45	12/12/11 13:21	1
1,1,2-Trichloroethane	2.5	U	2.5	0.19	ug/Kg	☼	12/03/11 16:45	12/12/11 13:21	1
Cyclohexane	4.9	U *	4.9	0.16	ug/Kg	☼	12/03/11 16:45	12/12/11 13:21	1
1,2-Dibromo-3-Chloropropane	4.9	U	4.9	0.64	ug/Kg	☼	12/03/11 16:45	12/12/11 13:21	1
Ethylene Dibromide	2.5	U	2.5	0.25	ug/Kg	☼	12/03/11 16:45	12/12/11 13:21	1
Dichlorodifluoromethane	2.5	U	2.5	0.25	ug/Kg	☼	12/03/11 16:45	12/12/11 13:21	1
cis-1,2-Dichloroethene	2.5	U	2.5	0.18	ug/Kg	☼	12/03/11 16:45	12/12/11 13:21	1
trans-1,2-Dichloroethene	2.5	U *	2.5	0.20	ug/Kg	☼	12/03/11 16:45	12/12/11 13:21	1
Isopropylbenzene	2.5	U	2.5	0.079	ug/Kg	☼	12/03/11 16:45	12/12/11 13:21	1
Methyl acetate	**0.78**	**J**	4.9	0.69	ug/Kg	☼	12/03/11 16:45	12/12/11 13:21	1
Methyl tert-butyl ether	9.8	U	9.8	0.21	ug/Kg	☼	12/03/11 16:45	12/12/11 13:21	1
1,1,2-Trichloro-1,2,2-trifluoroethane	2.5	U	2.5	0.64	ug/Kg	☼	12/03/11 16:45	12/12/11 13:21	1
1,2,4-Trichlorobenzene	2.5	U	2.5	0.13	ug/Kg	☼	12/03/11 16:45	12/12/11 13:21	1
1,2-Dichlorobenzene	2.5	U	2.5	0.18	ug/Kg	☼	12/03/11 16:45	12/12/11 13:21	1
1,3-Dichlorobenzene	2.5	U	2.5	0.17	ug/Kg	☼	12/03/11 16:45	12/12/11 13:21	1
1,4-Dichlorobenzene	2.5	U	2.5	0.32	ug/Kg	☼	12/03/11 16:45	12/12/11 13:21	1
Trichlorofluoromethane	2.5	U	2.5	0.17	ug/Kg	☼	12/03/11 16:45	12/12/11 13:21	1
Chlorodibromomethane	2.5	U	2.5	0.27	ug/Kg	☼	12/03/11 16:45	12/12/11 13:21	1
Methylcyclohexane	4.9	U	4.9	0.15	ug/Kg	☼	12/03/11 16:45	12/12/11 13:21	1

Client: Conestoga-Rovers & Associates, Inc.
Project/Site: 17324-T07, RACER Former MTM

TestAmerica Job ID: 240-6481-1

Client Sample ID: S-017324-120211-TP-193
Date Collected: 12/02/11 07:55
Date Received: 12/03/11 10:00

Lab Sample ID: 240-6481-1
Matrix: Solid
Percent Solids: 80.5

Surrogate	%Recovery	Qualifier	Limits	Prepared	Analyzed	Dil Fac
1,2-Dichloroethane-d4 (Surr)	*107*		*58 - 123*	*12/03/11 16:45*	*12/12/11 13:21*	*1*
4-Bromofluorobenzene (Surr)	*100*		*52 - 136*	*12/03/11 16:45*	*12/12/11 13:21*	*1*
Toluene-d8 (Surr)	*102*		*67 - 125*	*12/03/11 16:45*	*12/12/11 13:21*	*1*
Dibromofluoromethane (Surr)	*98*		*37 - 132*	*12/03/11 16:45*	*12/12/11 13:21*	*1*

Method: 8270C - Semivolatile Organic Compounds (GC/MS)

Analyte	Result	Qualifier	RL	MDL	Unit	D	Prepared	Analyzed	Dil Fac
1,1'-Biphenyl	62	U	62	33	ug/Kg	☼	12/06/11 08:41	12/12/11 15:12	1
2,2'-oxybis[1-chloropropane]	120	U	120	12	ug/Kg	☼	12/06/11 08:41	12/12/11 15:12	1
2,4,5-Trichlorophenol	190	U	190	31	ug/Kg	☼	12/06/11 08:41	12/12/11 15:12	1
2,4,6-Trichlorophenol	190	U	190	99	ug/Kg	☼	12/06/11 08:41	12/12/11 15:12	1
2,4-Dichlorophenol	190	U	190	25	ug/Kg	☼	12/06/11 08:41	12/12/11 15:12	1
2,4-Dimethylphenol	190	U	190	25	ug/Kg	☼	12/06/11 08:41	12/12/11 15:12	1
2,4-Dinitrophenol	410	U	410	99	ug/Kg	☼	12/06/11 08:41	12/12/11 15:12	1
2,4-Dinitrotoluene	250	U	250	33	ug/Kg	☼	12/06/11 08:41	12/12/11 15:12	1
2,6-Dinitrotoluene	250	U	250	26	ug/Kg	☼	12/06/11 08:41	12/12/11 15:12	1
2-Chloronaphthalene	62	U	62	4.1	ug/Kg	☼	12/06/11 08:41	12/12/11 15:12	1
2-Chlorophenol	62	U	62	33	ug/Kg	☼	12/06/11 08:41	12/12/11 15:12	1
2-Methylnaphthalene	8.2	U	8.2	4.1	ug/Kg	☼	12/06/11 08:41	12/12/11 15:12	1
2-Methylphenol	250	U	250	99	ug/Kg	☼	12/06/11 08:41	12/12/11 15:12	1
2-Nitroaniline	250	U	250	11	ug/Kg	☼	12/06/11 08:41	12/12/11 15:12	1
2-Nitrophenol	62	U	62	33	ug/Kg	☼	12/06/11 08:41	12/12/11 15:12	1
3,3'-Dichlorobenzidine	120	U *	120	22	ug/Kg	☼	12/06/11 08:41	12/12/11 15:12	1
3-Nitroaniline	250	U	250	20	ug/Kg	☼	12/06/11 08:41	12/12/11 15:12	1
4,6-Dinitro-2-methylphenol	190	U	190	99	ug/Kg	☼	12/06/11 08:41	12/12/11 15:12	1
4-Bromophenyl phenyl ether	62	U	62	16	ug/Kg	☼	12/06/11 08:41	12/12/11 15:12	1
4-Chloro-3-methylphenol	190	U	190	26	ug/Kg	☼	12/06/11 08:41	12/12/11 15:12	1
4-Chloroaniline	190	U	190	21	ug/Kg	☼	12/06/11 08:41	12/12/11 15:12	1
4-Chlorophenyl phenyl ether	62	U	62	16	ug/Kg	☼	12/06/11 08:41	12/12/11 15:12	1
4-Nitroaniline	250	U	250	32	ug/Kg	☼	12/06/11 08:41	12/12/11 15:12	1
4-Nitrophenol	410	U	410	99	ug/Kg	☼	12/06/11 08:41	12/12/11 15:12	1
Acenaphthene	8.2	U	8.2	4.1	ug/Kg	☼	12/06/11 08:41	12/12/11 15:12	1
Acenaphthylene	8.2	U	8.2	4.1	ug/Kg	☼	12/06/11 08:41	12/12/11 15:12	1
Acetophenone	120	U	120	11	ug/Kg	☼	12/06/11 08:41	12/12/11 15:12	1
Anthracene	**4.8**	**J**	8.2	4.1	ug/Kg	☼	12/06/11 08:41	12/12/11 15:12	1
Atrazine	250	U	250	11	ug/Kg	☼	12/06/11 08:41	12/12/11 15:12	1
Benzaldehyde	120	U	120	15	ug/Kg	☼	12/06/11 08:41	12/12/11 15:12	1
Benzo[a]anthracene	8.2	U	8.2	4.1	ug/Kg	☼	12/06/11 08:41	12/12/11 15:12	1
Benzo[a]pyrene	**14**		8.2	4.1	ug/Kg	☼	12/06/11 08:41	12/12/11 15:12	1
Benzo[b]fluoranthene	**21**		8.2	4.1	ug/Kg	☼	12/06/11 08:41	12/12/11 15:12	1
Benzo[g,h,i]perylene	**12**		8.2	4.1	ug/Kg	☼	12/06/11 08:41	12/12/11 15:12	1
Benzo[k]fluoranthene	**8.1**	**J**	8.2	4.1	ug/Kg	☼	12/06/11 08:41	12/12/11 15:12	1
Bis(2-chloroethoxy)methane	120	U	120	27	ug/Kg	☼	12/06/11 08:41	12/12/11 15:12	1
Bis(2-chloroethyl)ether	120	U	120	2.5	ug/Kg	☼	12/06/11 08:41	12/12/11 15:12	1
Bis(2-ethylhexyl) phthalate	**27**	**J**	62	23	ug/Kg	☼	12/06/11 08:41	12/12/11 15:12	1
Butyl benzyl phthalate	62	U	62	12	ug/Kg	☼	12/06/11 08:41	12/12/11 15:12	1
Caprolactam	410	U	410	46	ug/Kg	☼	12/06/11 08:41	12/12/11 15:12	1
Carbazole	62	U	62	33	ug/Kg	☼	12/06/11 08:41	12/12/11 15:12	1
Chrysene	8.2	U	8.2	1.4	ug/Kg	☼	12/06/11 08:41	12/12/11 15:12	1
Dibenz(a,h)anthracene	8.2	U	8.2	4.1	ug/Kg	☼	12/06/11 08:41	12/12/11 15:12	1
Dibenzofuran	62	U	62	4.1	ug/Kg	☼	12/06/11 08:41	12/12/11 15:12	1

Client: Conestoga-Rovers & Associates, Inc.
Project/Site: 17324-T07, RACER Former MTM

TestAmerica Job ID: 240-6481-1

Client Sample ID: S-017324-120211-TP-193
Date Collected: 12/02/11 07:55
Date Received: 12/03/11 10:00

Lab Sample ID: 240-6481-1
Matrix: Solid
Percent Solids: 80.5

Method: 8270C - Semivolatile Organic Compounds (GC/MS) (Continued)

Analyte	Result	Qualifier	RL	MDL	Unit	D	Prepared	Analyzed	Dil Fac
Diethyl phthalate	62	U	62	20	ug/Kg	☼	12/06/11 08:41	12/12/11 15:12	1
Dimethyl phthalate	62	U	62	21	ug/Kg	☼	12/06/11 08:41	12/12/11 15:12	1
Di-n-butyl phthalate	62	U	62	19	ug/Kg	☼	12/06/11 08:41	12/12/11 15:12	1
Di-n-octyl phthalate	62	U	62	33	ug/Kg	☼	12/06/11 08:41	12/12/11 15:12	1
Fluoranthene	**40**		8.2	4.1	ug/Kg	☼	12/06/11 08:41	12/12/11 15:12	1
Fluorene	8.2	U	8.2	4.1	ug/Kg	☼	12/06/11 08:41	12/12/11 15:12	1
Hexachlorobenzene	8.2	U	8.2	2.6	ug/Kg	☼	12/06/11 08:41	12/12/11 15:12	1
Hexachlorobutadiene	62	U	62	33	ug/Kg	☼	12/06/11 08:41	12/12/11 15:12	1
Hexachlorocyclopentadiene	410	U	410	33	ug/Kg	☼	12/06/11 08:41	12/12/11 15:12	1
Hexachloroethane	62	U	62	11	ug/Kg	☼	12/06/11 08:41	12/12/11 15:12	1
Indeno[1,2,3-cd]pyrene	**9.9**		8.2	4.1	ug/Kg	☼	12/06/11 08:41	12/12/11 15:12	1
Isophorone	62	U	62	16	ug/Kg	☼	12/06/11 08:41	12/12/11 15:12	1
Naphthalene	8.2	U	8.2	4.1	ug/Kg	☼	12/06/11 08:41	12/12/11 15:12	1
Nitrobenzene	120	U	120	2.7	ug/Kg	☼	12/06/11 08:41	12/12/11 15:12	1
N-Nitrosodi-n-propylamine	62	U	62	33	ug/Kg	☼	12/06/11 08:41	12/12/11 15:12	1
N-Nitrosodiphenylamine	62	U	62	26	ug/Kg	☼	12/06/11 08:41	12/12/11 15:12	1
Pentachlorophenol	190	U	190	99	ug/Kg	☼	12/06/11 08:41	12/12/11 15:12	1
Phenol	62	U	62	33	ug/Kg	☼	12/06/11 08:41	12/12/11 15:12	1
Phenanthrene	**17**		8.2	4.1	ug/Kg	☼	12/06/11 08:41	12/12/11 15:12	1
Pyrene	**33**		8.2	4.1	ug/Kg	☼	12/06/11 08:41	12/12/11 15:12	1
3 & 4 Methylphenol	490	U	490	25	ug/Kg	☼	12/06/11 08:41	12/12/11 15:12	1

Surrogate	*%Recovery*	*Qualifier*	*Limits*	*Prepared*	*Analyzed*	*Dil Fac*
2-Fluorobiphenyl (Surr)	*52*		*34 - 110*	*12/06/11 08:41*	*12/12/11 15:12*	*1*
2-Fluorophenol (Surr)	*56*		*26 - 110*	*12/06/11 08:41*	*12/12/11 15:12*	*1*
2,4,6-Tribromophenol (Surr)	*54*		*10 - 118*	*12/06/11 08:41*	*12/12/11 15:12*	*1*
Nitrobenzene-d5 (Surr)	*48*		*24 - 112*	*12/06/11 08:41*	*12/12/11 15:12*	*1*
Phenol-d5 (Surr)	*56*		*28 - 110*	*12/06/11 08:41*	*12/12/11 15:12*	*1*
Terphenyl-d14 (Surr)	*75*		*41 - 119*	*12/06/11 08:41*	*12/12/11 15:12*	*1*

Method: 8082 - Polychlorinated Biphenyls (PCBs) by Gas Chromatography

Analyte	Result	Qualifier	RL	MDL	Unit	D	Prepared	Analyzed	Dil Fac
Aroclor-1016	41	U	41	26	ug/Kg	☼	12/08/11 08:24	12/13/11 02:47	1
Aroclor-1221	41	U	41	20	ug/Kg	☼	12/08/11 08:24	12/13/11 02:47	1
Aroclor-1232	41	U	41	17	ug/Kg	☼	12/08/11 08:24	12/13/11 02:47	1
Aroclor-1242	41	U	41	16	ug/Kg	☼	12/08/11 08:24	12/13/11 02:47	1
Aroclor-1248	**27**	**J**	41	21	ug/Kg	☼	12/08/11 08:24	12/13/11 02:47	1
Aroclor-1254	41	U	41	21	ug/Kg	☼	12/08/11 08:24	12/13/11 02:47	1
Aroclor-1260	41	U	41	21	ug/Kg	☼	12/08/11 08:24	12/13/11 02:47	1

Surrogate	*%Recovery*	*Qualifier*	*Limits*	*Prepared*	*Analyzed*	*Dil Fac*
Tetrachloro-m-xylene	*67*		*29 - 151*	*12/08/11 08:24*	*12/13/11 02:47*	*1*
DCB Decachlorobiphenyl	*68*		*14 - 163*	*12/08/11 08:24*	*12/13/11 02:47*	*1*

Method: 6010B - Metals (ICP)

Analyte	Result	Qualifier	RL	MDL	Unit	D	Prepared	Analyzed	Dil Fac
Aluminum	**16000**		19	9.0	mg/Kg	☼	12/06/11 10:25	12/08/11 17:19	1
Antimony	**0.79**	**J**	0.94	0.37	mg/Kg	☼	12/06/11 10:25	12/08/11 17:19	1
Barium	**110**	**B**	19	0.067	mg/Kg	☼	12/06/11 10:25	12/08/11 17:19	1
Beryllium	**0.65**		0.47	0.040	mg/Kg	☼	12/06/11 10:25	12/08/11 17:19	1
Calcium	**2000**	**B**	470	15	mg/Kg	☼	12/06/11 10:25	12/08/11 17:19	1

Client: Conestoga-Rovers & Associates, Inc.
Project/Site: 17324-T07, RACER Former MTM

TestAmerica Job ID: 240-6481-1

Client Sample ID: S-017324-120211-TP-193
Date Collected: 12/02/11 07:55
Date Received: 12/03/11 10:00

Lab Sample ID: 240-6481-1
Matrix: Solid
Percent Solids: 80.5

Method: 6010B - Metals (ICP) (Continued)

Analyte	Result	Qualifier	RL	MDL	Unit	D	Prepared	Analyzed	Dil Fac
Cadmium	0.11	J	0.19	0.034	mg/Kg	☼	12/06/11 10:25	12/08/11 17:19	1
Cobalt	14		4.7	0.15	mg/Kg	☼	12/06/11 10:25	12/08/11 17:19	1
Chromium	16		0.47	0.19	mg/Kg	☼	12/06/11 10:25	12/08/11 17:19	1
Copper	18		2.4	0.70	mg/Kg	☼	12/06/11 10:25	12/08/11 17:19	1
Iron	26000		9.4	4.6	mg/Kg	☼	12/06/11 10:25	12/08/11 17:19	1
Potassium	1100	B	470	5.8	mg/Kg	☼	12/06/11 10:25	12/08/11 17:19	1
Magnesium	2800	B	470	4.8	mg/Kg	☼	12/06/11 10:25	12/08/11 17:19	1
Manganese	660	B	1.4	0.070	mg/Kg	☼	12/06/11 10:25	12/08/11 17:19	1
Silver	0.47	U	0.47	0.094	mg/Kg	☼	12/06/11 10:25	12/08/11 17:19	1
Sodium	220	J	470	62	mg/Kg	☼	12/06/11 10:25	12/08/11 17:19	1
Nickel	19		3.8	0.25	mg/Kg	☼	12/06/11 10:25	12/08/11 17:19	1
Vanadium	32	B	4.7	0.11	mg/Kg	☼	12/06/11 10:25	12/08/11 17:19	1
Zinc	61		1.9	0.94	mg/Kg	☼	12/06/11 10:25	12/08/11 17:19	1
Arsenic	16		0.94	0.28	mg/Kg	☼	12/06/11 10:25	12/08/11 17:19	1
Lead	18		0.28	0.18	mg/Kg	☼	12/06/11 10:25	12/08/11 17:19	1
Selenium	0.47	U	0.47	0.42	mg/Kg	☼	12/06/11 10:25	12/08/11 17:19	1
Thallium	1.3		0.94	0.52	mg/Kg	☼	12/06/11 10:25	12/08/11 17:19	1

Method: 7471A - Mercury (CVAA)

Analyte	Result	Qualifier	RL	MDL	Unit	D	Prepared	Analyzed	Dil Fac
Mercury	0.025	J	0.11	0.017	mg/Kg	☼	12/06/11 14:00	12/06/11 16:26	1

Client: Conestoga-Rovers & Associates, Inc.
Project/Site: 17324-T07, RACER Former MTM

TestAmerica Job ID: 240-6481-1

Client Sample ID: S-017324-120211-TP-194
Date Collected: 12/02/11 08:05
Date Received: 12/03/11 10:00

Lab Sample ID: 240-6481-2
Matrix: Solid
Percent Solids: 78.0

Method: 8260B - Volatile Organic Compounds (GC/MS)

Analyte	Result	Qualifier	RL	MDL	Unit	D	Prepared	Analyzed	Dil Fac
Acetone	**31**	**B**	10	3.2	ug/Kg	☼	12/03/11 16:45	12/12/11 19:47	1
Benzene	2.5	U	2.5	0.12	ug/Kg	☼	12/03/11 16:45	12/12/11 19:47	1
Dichlorobromomethane	2.5	U	2.5	0.14	ug/Kg	☼	12/03/11 16:45	12/12/11 19:47	1
Bromoform	2.5	U	2.5	0.17	ug/Kg	☼	12/03/11 16:45	12/12/11 19:47	1
Bromomethane	2.5	U	2.5	0.27	ug/Kg	☼	12/03/11 16:45	12/12/11 19:47	1
2-Butanone (MEK)	**4.5**	**J**	10	0.70	ug/Kg	☼	12/03/11 16:45	12/12/11 19:47	1
Carbon disulfide	**0.45**	**J**	2.5	0.22	ug/Kg	☼	12/03/11 16:45	12/12/11 19:47	1
Carbon tetrachloride	2.5	U	2.5	0.19	ug/Kg	☼	12/03/11 16:45	12/12/11 19:47	1
Chlorobenzene	2.5	U	2.5	0.17	ug/Kg	☼	12/03/11 16:45	12/12/11 19:47	1
Chloroethane	2.5	U	2.5	0.43	ug/Kg	☼	12/03/11 16:45	12/12/11 19:47	1
Chloroform	2.5	U	2.5	0.15	ug/Kg	☼	12/03/11 16:45	12/12/11 19:47	1
Chloromethane	2.5	U	2.5	0.21	ug/Kg	☼	12/03/11 16:45	12/12/11 19:47	1
1,1-Dichloroethane	2.5	U	2.5	0.18	ug/Kg	☼	12/03/11 16:45	12/12/11 19:47	1
1,2-Dichloroethane	**0.35**	**J**	2.5	0.17	ug/Kg	☼	12/03/11 16:45	12/12/11 19:47	1
1,1-Dichloroethene	2.5	U	2.5	0.26	ug/Kg	☼	12/03/11 16:45	12/12/11 19:47	1
1,2-Dichloropropane	2.5	U	2.5	0.35	ug/Kg	☼	12/03/11 16:45	12/12/11 19:47	1
cis-1,3-Dichloropropene	2.5	U	2.5	0.17	ug/Kg	☼	12/03/11 16:45	12/12/11 19:47	1
trans-1,3-Dichloropropene	2.5	U	2.5	0.27	ug/Kg	☼	12/03/11 16:45	12/12/11 19:47	1
Ethylbenzene	2.5	U	2.5	0.13	ug/Kg	☼	12/03/11 16:45	12/12/11 19:47	1
2-Hexanone	10	U	10	0.32	ug/Kg	☼	12/03/11 16:45	12/12/11 19:47	1
Methylene Chloride	2.5	U	2.5	0.34	ug/Kg	☼	12/03/11 16:45	12/12/11 19:47	1
4-Methyl-2-pentanone (MIBK)	10	U	10	0.27	ug/Kg	☼	12/03/11 16:45	12/12/11 19:47	1
Styrene	2.5	U	2.5	0.075	ug/Kg	☼	12/03/11 16:45	12/12/11 19:47	1
1,1,2,2-Tetrachloroethane	2.5	U	2.5	0.17	ug/Kg	☼	12/03/11 16:45	12/12/11 19:47	1
Tetrachloroethene	2.5	U	2.5	0.26	ug/Kg	☼	12/03/11 16:45	12/12/11 19:47	1
Toluene	**0.63**	**J**	2.5	0.14	ug/Kg	☼	12/03/11 16:45	12/12/11 19:47	1
Trichloroethene	2.5	U	2.5	0.21	ug/Kg	☼	12/03/11 16:45	12/12/11 19:47	1
Vinyl chloride	2.5	U	2.5	0.20	ug/Kg	☼	12/03/11 16:45	12/12/11 19:47	1
Xylenes, Total	5.0	U	5.0	0.34	ug/Kg	☼	12/03/11 16:45	12/12/11 19:47	1
1,1,1-Trichloroethane	2.5	U	2.5	0.28	ug/Kg	☼	12/03/11 16:45	12/12/11 19:47	1
1,1,2-Trichloroethane	2.5	U	2.5	0.20	ug/Kg	☼	12/03/11 16:45	12/12/11 19:47	1
Cyclohexane	5.0	U *	5.0	0.17	ug/Kg	☼	12/03/11 16:45	12/12/11 19:47	1
1,2-Dibromo-3-Chloropropane	5.0	U	5.0	0.65	ug/Kg	☼	12/03/11 16:45	12/12/11 19:47	1
Ethylene Dibromide	2.5	U	2.5	0.25	ug/Kg	☼	12/03/11 16:45	12/12/11 19:47	1
Dichlorodifluoromethane	2.5	U	2.5	0.25	ug/Kg	☼	12/03/11 16:45	12/12/11 19:47	1
cis-1,2-Dichloroethene	2.5	U	2.5	0.18	ug/Kg	☼	12/03/11 16:45	12/12/11 19:47	1
trans-1,2-Dichloroethene	2.5	U *	2.5	0.21	ug/Kg	☼	12/03/11 16:45	12/12/11 19:47	1
Isopropylbenzene	2.5	U	2.5	0.080	ug/Kg	☼	12/03/11 16:45	12/12/11 19:47	1
Methyl acetate	**0.74**	**J**	5.0	0.70	ug/Kg	☼	12/03/11 16:45	12/12/11 19:47	1
Methyl tert-butyl ether	10	U	10	0.22	ug/Kg	☼	12/03/11 16:45	12/12/11 19:47	1
1,1,2-Trichloro-1,2,2-trifluoroethane	2.5	U	2.5	0.65	ug/Kg	☼	12/03/11 16:45	12/12/11 19:47	1
1,2,4-Trichlorobenzene	2.5	U	2.5	0.14	ug/Kg	☼	12/03/11 16:45	12/12/11 19:47	1
1,2-Dichlorobenzene	2.5	U	2.5	0.18	ug/Kg	☼	12/03/11 16:45	12/12/11 19:47	1
1,3-Dichlorobenzene	2.5	U	2.5	0.18	ug/Kg	☼	12/03/11 16:45	12/12/11 19:47	1
1,4-Dichlorobenzene	2.5	U	2.5	0.33	ug/Kg	☼	12/03/11 16:45	12/12/11 19:47	1
Trichlorofluoromethane	2.5	U	2.5	0.17	ug/Kg	☼	12/03/11 16:45	12/12/11 19:47	1
Chlorodibromomethane	2.5	U	2.5	0.28	ug/Kg	☼	12/03/11 16:45	12/12/11 19:47	1
Methylcyclohexane	5.0	U	5.0	0.16	ug/Kg	☼	12/03/11 16:45	12/12/11 19:47	1

Client: Conestoga-Rovers & Associates, Inc.
Project/Site: 17324-T07, RACER Former MTM

TestAmerica Job ID: 240-6481-1

Client Sample ID: S-017324-120211-TP-194
Date Collected: 12/02/11 08:05
Date Received: 12/03/11 10:00

Lab Sample ID: 240-6481-2
Matrix: Solid
Percent Solids: 78.0

Surrogate	%Recovery	Qualifier	Limits	Prepared	Analyzed	Dil Fac
1,2-Dichloroethane-d4 (Surr)	*101*		*58 - 123*	*12/03/11 16:45*	*12/12/11 19:47*	*1*
4-Bromofluorobenzene (Surr)	*104*		*52 - 136*	*12/03/11 16:45*	*12/12/11 19:47*	*1*
Toluene-d8 (Surr)	*102*		*67 - 125*	*12/03/11 16:45*	*12/12/11 19:47*	*1*
Dibromofluoromethane (Surr)	*89*		*37 - 132*	*12/03/11 16:45*	*12/12/11 19:47*	*1*

Method: 8270C - Semivolatile Organic Compounds (GC/MS)

Analyte	Result	Qualifier	RL	MDL	Unit	D	Prepared	Analyzed	Dil Fac
1,1'-Biphenyl	64	U	64	35	ug/Kg	☼	12/06/11 08:41	12/09/11 01:13	1
2,2'-oxybis[1-chloropropane]	130	U	130	12	ug/Kg	☼	12/06/11 08:41	12/09/11 01:13	1
2,4,5-Trichlorophenol	190	U	190	32	ug/Kg	☼	12/06/11 08:41	12/09/11 01:13	1
2,4,6-Trichlorophenol	190	U	190	100	ug/Kg	☼	12/06/11 08:41	12/09/11 01:13	1
2,4-Dichlorophenol	190	U	190	26	ug/Kg	☼	12/06/11 08:41	12/09/11 01:13	1
2,4-Dimethylphenol	190	U	190	26	ug/Kg	☼	12/06/11 08:41	12/09/11 01:13	1
2,4-Dinitrophenol	420	U	420	100	ug/Kg	☼	12/06/11 08:41	12/09/11 01:13	1
2,4-Dinitrotoluene	260	U	260	35	ug/Kg	☼	12/06/11 08:41	12/09/11 01:13	1
2,6-Dinitrotoluene	260	U	260	27	ug/Kg	☼	12/06/11 08:41	12/09/11 01:13	1
2-Chloronaphthalene	64	U	64	4.2	ug/Kg	☼	12/06/11 08:41	12/09/11 01:13	1
2-Chlorophenol	64	U	64	35	ug/Kg	☼	12/06/11 08:41	12/09/11 01:13	1
2-Methylnaphthalene	8.6	U	8.6	4.2	ug/Kg	☼	12/06/11 08:41	12/09/11 01:13	1
2-Methylphenol	260	U	260	100	ug/Kg	☼	12/06/11 08:41	12/09/11 01:13	1
2-Nitroaniline	260	U	260	12	ug/Kg	☼	12/06/11 08:41	12/09/11 01:13	1
2-Nitrophenol	64	U	64	35	ug/Kg	☼	12/06/11 08:41	12/09/11 01:13	1
3,3'-Dichlorobenzidine	130	U *	130	23	ug/Kg	☼	12/06/11 08:41	12/09/11 01:13	1
3-Nitroaniline	260	U	260	21	ug/Kg	☼	12/06/11 08:41	12/09/11 01:13	1
4,6-Dinitro-2-methylphenol	190	U	190	100	ug/Kg	☼	12/06/11 08:41	12/09/11 01:13	1
4-Bromophenyl phenyl ether	64	U	64	17	ug/Kg	☼	12/06/11 08:41	12/09/11 01:13	1
4-Chloro-3-methylphenol	190	U	190	27	ug/Kg	☼	12/06/11 08:41	12/09/11 01:13	1
4-Chloroaniline	190	U	190	22	ug/Kg	☼	12/06/11 08:41	12/09/11 01:13	1
4-Chlorophenyl phenyl ether	64	U	64	17	ug/Kg	☼	12/06/11 08:41	12/09/11 01:13	1
4-Nitroaniline	260	U	260	33	ug/Kg	☼	12/06/11 08:41	12/09/11 01:13	1
4-Nitrophenol	420	U	420	100	ug/Kg	☼	12/06/11 08:41	12/09/11 01:13	1
Acenaphthene	8.6	U	8.6	4.2	ug/Kg	☼	12/06/11 08:41	12/09/11 01:13	1
Acenaphthylene	8.6	U	8.6	4.2	ug/Kg	☼	12/06/11 08:41	12/09/11 01:13	1
Acetophenone	130	U	130	12	ug/Kg	☼	12/06/11 08:41	12/09/11 01:13	1
Anthracene	**4.7**	**J**	8.6	4.2	ug/Kg	☼	12/06/11 08:41	12/09/11 01:13	1
Atrazine	260	U	260	12	ug/Kg	☼	12/06/11 08:41	12/09/11 01:13	1
Benzaldehyde	130	U	130	15	ug/Kg	☼	12/06/11 08:41	12/09/11 01:13	1
Benzo[a]anthracene	8.6	U	8.6	4.2	ug/Kg	☼	12/06/11 08:41	12/09/11 01:13	1
Benzo[a]pyrene	**7.6**	**J**	8.6	4.2	ug/Kg	☼	12/06/11 08:41	12/09/11 01:13	1
Benzo[b]fluoranthene	**10**		8.6	4.2	ug/Kg	☼	12/06/11 08:41	12/09/11 01:13	1
Benzo[g,h,i]perylene	**5.4**	**J**	8.6	4.2	ug/Kg	☼	12/06/11 08:41	12/09/11 01:13	1
Benzo[k]fluoranthene	**6.0**	**J**	8.6	4.2	ug/Kg	☼	12/06/11 08:41	12/09/11 01:13	1
Bis(2-chloroethoxy)methane	130	U	130	28	ug/Kg	☼	12/06/11 08:41	12/09/11 01:13	1
Bis(2-chloroethyl)ether	130	U	130	2.6	ug/Kg	☼	12/06/11 08:41	12/09/11 01:13	1
Bis(2-ethylhexyl) phthalate	64	U	64	24	ug/Kg	☼	12/06/11 08:41	12/09/11 01:13	1
Butyl benzyl phthalate	**14**	**J**	64	13	ug/Kg	☼	12/06/11 08:41	12/09/11 01:13	1
Caprolactam	420	U	420	48	ug/Kg	☼	12/06/11 08:41	12/09/11 01:13	1
Carbazole	64	U	64	35	ug/Kg	☼	12/06/11 08:41	12/09/11 01:13	1
Chrysene	8.6	U	8.6	1.4	ug/Kg	☼	12/06/11 08:41	12/09/11 01:13	1
Dibenz(a,h)anthracene	8.6	U	8.6	4.2	ug/Kg	☼	12/06/11 08:41	12/09/11 01:13	1
Dibenzofuran	**4.3**	**J**	64	4.2	ug/Kg	☼	12/06/11 08:41	12/09/11 01:13	1

Client Sample ID: S-017324-120211-TP-194
Date Collected: 12/02/11 08:05
Date Received: 12/03/11 10:00

Lab Sample ID: 240-6481-2
Matrix: Solid
Percent Solids: 78.0

Method: 8270C - Semivolatile Organic Compounds (GC/MS) (Continued)

Analyte	Result	Qualifier	RL	MDL	Unit	D	Prepared	Analyzed	Dil Fac
Diethyl phthalate	64	U	64	21	ug/Kg	☼	12/06/11 08:41	12/09/11 01:13	1
Dimethyl phthalate	64	U	64	22	ug/Kg	☼	12/06/11 08:41	12/09/11 01:13	1
Di-n-butyl phthalate	64	U	64	19	ug/Kg	☼	12/06/11 08:41	12/09/11 01:13	1
Di-n-octyl phthalate	64	U	64	35	ug/Kg	☼	12/06/11 08:41	12/09/11 01:13	1
Fluoranthene	**25**		8.6	4.2	ug/Kg	☼	12/06/11 08:41	12/09/11 01:13	1
Fluorene	**6.2**	**J**	8.6	4.2	ug/Kg	☼	12/06/11 08:41	12/09/11 01:13	1
Hexachlorobenzene	8.6	U	8.6	2.7	ug/Kg	☼	12/06/11 08:41	12/09/11 01:13	1
Hexachlorobutadiene	64	U	64	35	ug/Kg	☼	12/06/11 08:41	12/09/11 01:13	1
Hexachlorocyclopentadiene	420	U	420	35	ug/Kg	☼	12/06/11 08:41	12/09/11 01:13	1
Hexachloroethane	64	U	64	12	ug/Kg	☼	12/06/11 08:41	12/09/11 01:13	1
Indeno[1,2,3-cd]pyrene	8.6	U	8.6	4.2	ug/Kg	☼	12/06/11 08:41	12/09/11 01:13	1
Isophorone	64	U	64	17	ug/Kg	☼	12/06/11 08:41	12/09/11 01:13	1
Naphthalene	8.6	U	8.6	4.2	ug/Kg	☼	12/06/11 08:41	12/09/11 01:13	1
Nitrobenzene	130	U	130	2.8	ug/Kg	☼	12/06/11 08:41	12/09/11 01:13	1
N-Nitrosodi-n-propylamine	64	U	64	35	ug/Kg	☼	12/06/11 08:41	12/09/11 01:13	1
N-Nitrosodiphenylamine	64	U	64	27	ug/Kg	☼	12/06/11 08:41	12/09/11 01:13	1
Pentachlorophenol	190	U	190	100	ug/Kg	☼	12/06/11 08:41	12/09/11 01:13	1
Phenol	64	U	64	35	ug/Kg	☼	12/06/11 08:41	12/09/11 01:13	1
Phenanthrene	**22**		8.6	4.2	ug/Kg	☼	12/06/11 08:41	12/09/11 01:13	1
Pyrene	**19**		8.6	4.2	ug/Kg	☼	12/06/11 08:41	12/09/11 01:13	1
3 & 4 Methylphenol	510	U	510	26	ug/Kg	☼	12/06/11 08:41	12/09/11 01:13	1

Surrogate	*%Recovery*	*Qualifier*	*Limits*	*Prepared*	*Analyzed*	*Dil Fac*
2-Fluorobiphenyl (Surr)	*54*		*34 - 110*	*12/06/11 08:41*	*12/09/11 01:13*	*1*
2-Fluorophenol (Surr)	*58*		*26 - 110*	*12/06/11 08:41*	*12/09/11 01:13*	*1*
2,4,6-Tribromophenol (Surr)	*34*		*10 - 118*	*12/06/11 08:41*	*12/09/11 01:13*	*1*
Nitrobenzene-d5 (Surr)	*54*		*24 - 112*	*12/06/11 08:41*	*12/09/11 01:13*	*1*
Phenol-d5 (Surr)	*61*		*28 - 110*	*12/06/11 08:41*	*12/09/11 01:13*	*1*
Terphenyl-d14 (Surr)	*70*		*41 - 119*	*12/06/11 08:41*	*12/09/11 01:13*	*1*

Method: 8082 - Polychlorinated Biphenyls (PCBs) by Gas Chromatography

Analyte	Result	Qualifier	RL	MDL	Unit	D	Prepared	Analyzed	Dil Fac
Aroclor-1016	42	U	42	27	ug/Kg	☼	12/08/11 08:24	12/13/11 03:02	1
Aroclor-1221	42	U	42	20	ug/Kg	☼	12/08/11 08:24	12/13/11 03:02	1
Aroclor-1232	42	U	42	18	ug/Kg	☼	12/08/11 08:24	12/13/11 03:02	1
Aroclor-1242	42	U	42	17	ug/Kg	☼	12/08/11 08:24	12/13/11 03:02	1
Aroclor-1248	42	U	42	22	ug/Kg	☼	12/08/11 08:24	12/13/11 03:02	1
Aroclor-1254	42	U	42	22	ug/Kg	☼	12/08/11 08:24	12/13/11 03:02	1
Aroclor-1260	42	U	42	22	ug/Kg	☼	12/08/11 08:24	12/13/11 03:02	1

Surrogate	*%Recovery*	*Qualifier*	*Limits*	*Prepared*	*Analyzed*	*Dil Fac*
Tetrachloro-m-xylene	*74*		*29 - 151*	*12/08/11 08:24*	*12/13/11 03:02*	*1*
DCB Decachlorobiphenyl	*75*		*14 - 163*	*12/08/11 08:24*	*12/13/11 03:02*	*1*

Method: 6010B - Metals (ICP)

Analyte	Result	Qualifier	RL	MDL	Unit	D	Prepared	Analyzed	Dil Fac
Aluminum	**13000**		23	11	mg/Kg	☼	12/06/11 10:25	12/08/11 17:25	1
Antimony	**0.90**	**J**	1.2	0.45	mg/Kg	☼	12/06/11 10:25	12/08/11 17:25	1
Barium	**110**	**B**	23	0.083	mg/Kg	☼	12/06/11 10:25	12/08/11 17:25	1
Beryllium	**0.63**		0.58	0.050	mg/Kg	☼	12/06/11 10:25	12/08/11 17:25	1
Calcium	**3300**	**B**	580	19	mg/Kg	☼	12/06/11 10:25	12/08/11 17:25	1

Client: Conestoga-Rovers & Associates, Inc.
Project/Site: 17324-T07, RACER Former MTM

TestAmerica Job ID: 240-6481-1

Client Sample ID: S-017324-120211-TP-194
Date Collected: 12/02/11 08:05
Date Received: 12/03/11 10:00

Lab Sample ID: 240-6481-2
Matrix: Solid
Percent Solids: 78.0

Method: 6010B - Metals (ICP) (Continued)

Analyte	Result	Qualifier	RL	MDL	Unit	D	Prepared	Analyzed	Dil Fac
Cadmium	0.21	J	0.23	0.042	mg/Kg	☼	12/06/11 10:25	12/08/11 17:25	1
Cobalt	14		5.8	0.19	mg/Kg	☼	12/06/11 10:25	12/08/11 17:25	1
Chromium	19		0.58	0.23	mg/Kg	☼	12/06/11 10:25	12/08/11 17:25	1
Copper	31		2.9	0.86	mg/Kg	☼	12/06/11 10:25	12/08/11 17:25	1
Iron	32000		12	5.7	mg/Kg	☼	12/06/11 10:25	12/08/11 17:25	1
Potassium	1700	B	580	7.2	mg/Kg	☼	12/06/11 10:25	12/08/11 17:25	1
Magnesium	4700	B	580	5.9	mg/Kg	☼	12/06/11 10:25	12/08/11 17:25	1
Manganese	380	B	1.7	0.086	mg/Kg	☼	12/06/11 10:25	12/08/11 17:25	1
Silver	0.58	U	0.58	0.12	mg/Kg	☼	12/06/11 10:25	12/08/11 17:25	1
Sodium	250	J	580	77	mg/Kg	☼	12/06/11 10:25	12/08/11 17:25	1
Nickel	39		4.7	0.31	mg/Kg	☼	12/06/11 10:25	12/08/11 17:25	1
Vanadium	29	B	5.8	0.14	mg/Kg	☼	12/06/11 10:25	12/08/11 17:25	1
Zinc	68		2.3	1.2	mg/Kg	☼	12/06/11 10:25	12/08/11 17:25	1
Arsenic	15		1.2	0.35	mg/Kg	☼	12/06/11 10:25	12/08/11 17:25	1
Lead	19		0.35	0.22	mg/Kg	☼	12/06/11 10:25	12/08/11 17:25	1
Selenium	0.58	U	0.58	0.52	mg/Kg	☼	12/06/11 10:25	12/08/11 17:25	1
Thallium	1.2	U	1.2	0.64	mg/Kg	☼	12/06/11 10:25	12/08/11 17:25	1

Method: 7471A - Mercury (CVAA)

Analyte	Result	Qualifier	RL	MDL	Unit	D	Prepared	Analyzed	Dil Fac
Mercury	0.043	J	0.10	0.016	mg/Kg	☼	12/06/11 14:00	12/06/11 16:28	1

Client: Conestoga-Rovers & Associates, Inc.
Project/Site: 17324-T07, RACER Former MTM

TestAmerica Job ID: 240-6481-1

Client Sample ID: S-017324-120211-TP-195
Date Collected: 12/02/11 08:20
Date Received: 12/03/11 10:00

Lab Sample ID: 240-6481-3
Matrix: Solid
Percent Solids: 86.5

Method: 8260B - Volatile Organic Compounds (GC/MS)

Analyte	Result	Qualifier	RL	MDL	Unit	D	Prepared	Analyzed	Dil Fac
Acetone	790	U	790	130	ug/Kg	☼	12/06/11 20:57	12/13/11 02:20	1
Benzene	200	U	200	9.5	ug/Kg	☼	12/06/11 20:57	12/13/11 02:20	1
Dichlorobromomethane	200	U	200	7.8	ug/Kg	☼	12/06/11 20:57	12/13/11 02:20	1
Bromoform	200	U	200	15	ug/Kg	☼	12/06/11 20:57	12/13/11 02:20	1
Bromomethane	200	U	200	23	ug/Kg	☼	12/06/11 20:57	12/13/11 02:20	1
2-Butanone (MEK)	790	U	790	34	ug/Kg	☼	12/06/11 20:57	12/13/11 02:20	1
Carbon disulfide	200	U	200	9.5	ug/Kg	☼	12/06/11 20:57	12/13/11 02:20	1
Carbon tetrachloride	200	U	200	5.1	ug/Kg	☼	12/06/11 20:57	12/13/11 02:20	1
Chlorobenzene	200	U	200	5.1	ug/Kg	☼	12/06/11 20:57	12/13/11 02:20	1
Chloroethane	200	U	200	48	ug/Kg	☼	12/06/11 20:57	12/13/11 02:20	1
Chloroform	200	U	200	6.9	ug/Kg	☼	12/06/11 20:57	12/13/11 02:20	1
Chloromethane	200	U	200	11	ug/Kg	☼	12/06/11 20:57	12/13/11 02:20	1
1,1-Dichloroethane	200	U	200	13	ug/Kg	☼	12/06/11 20:57	12/13/11 02:20	1
1,2-Dichloroethane	200	U	200	7.9	ug/Kg	☼	12/06/11 20:57	12/13/11 02:20	1
1,1-Dichloroethene	200	U	200	14	ug/Kg	☼	12/06/11 20:57	12/13/11 02:20	1
1,2-Dichloropropane	200	U	200	6.5	ug/Kg	☼	12/06/11 20:57	12/13/11 02:20	1
cis-1,3-Dichloropropene	200	U	200	6.2	ug/Kg	☼	12/06/11 20:57	12/13/11 02:20	1
trans-1,3-Dichloropropene	200	U	200	16	ug/Kg	☼	12/06/11 20:57	12/13/11 02:20	1
Ethylbenzene	200	U	200	4.3	ug/Kg	☼	12/06/11 20:57	12/13/11 02:20	1
2-Hexanone	790	U	790	16	ug/Kg	☼	12/06/11 20:57	12/13/11 02:20	1
Methylene Chloride	200	U	200	61	ug/Kg	☼	12/06/11 20:57	12/13/11 02:20	1
4-Methyl-2-pentanone (MIBK)	790	U	790	38	ug/Kg	☼	12/06/11 20:57	12/13/11 02:20	1
Styrene	200	U	200	4.4	ug/Kg	☼	12/06/11 20:57	12/13/11 02:20	1
1,1,2,2-Tetrachloroethane	200	U	200	7.0	ug/Kg	☼	12/06/11 20:57	12/13/11 02:20	1
Tetrachloroethene	200	U	200	9.5	ug/Kg	☼	12/06/11 20:57	12/13/11 02:20	1
Toluene	200	U	200	13	ug/Kg	☼	12/06/11 20:57	12/13/11 02:20	1
Trichloroethene	200	U	200	7.7	ug/Kg	☼	12/06/11 20:57	12/13/11 02:20	1
Vinyl chloride	200	U	200	14	ug/Kg	☼	12/06/11 20:57	12/13/11 02:20	1
Xylenes, Total	390	U	390	6.4	ug/Kg	☼	12/06/11 20:57	12/13/11 02:20	1
1,1,1-Trichloroethane	200	U	200	17	ug/Kg	☼	12/06/11 20:57	12/13/11 02:20	1
1,1,2-Trichloroethane	200	U	200	9.5	ug/Kg	☼	12/06/11 20:57	12/13/11 02:20	1
Cyclohexane	390	U	390	32	ug/Kg	☼	12/06/11 20:57	12/13/11 02:20	1
1,2-Dibromo-3-Chloropropane	390	U	390	39	ug/Kg	☼	12/06/11 20:57	12/13/11 02:20	1
Ethylene Dibromide	200	U	200	7.9	ug/Kg	☼	12/06/11 20:57	12/13/11 02:20	1
Dichlorodifluoromethane	200	U	200	13	ug/Kg	☼	12/06/11 20:57	12/13/11 02:20	1
cis-1,2-Dichloroethene	200	U	200	5.4	ug/Kg	☼	12/06/11 20:57	12/13/11 02:20	1
trans-1,2-Dichloroethene	200	U	200	7.3	ug/Kg	☼	12/06/11 20:57	12/13/11 02:20	1
Isopropylbenzene	200	U	200	5.1	ug/Kg	☼	12/06/11 20:57	12/13/11 02:20	1
Methyl acetate	**53**	**J**	390	20	ug/Kg	☼	12/06/11 20:57	12/13/11 02:20	1
Methyl tert-butyl ether	790	U	790	5.6	ug/Kg	☼	12/06/11 20:57	12/13/11 02:20	1
1,1,2-Trichloro-1,2,2-trifluoroethane	200	U	200	31	ug/Kg	☼	12/06/11 20:57	12/13/11 02:20	1
1,2,4-Trichlorobenzene	200	U	200	5.8	ug/Kg	☼	12/06/11 20:57	12/13/11 02:20	1
1,2-Dichlorobenzene	200	U	200	6.8	ug/Kg	☼	12/06/11 20:57	12/13/11 02:20	1
1,3-Dichlorobenzene	200	U	200	3.8	ug/Kg	☼	12/06/11 20:57	12/13/11 02:20	1
1,4-Dichlorobenzene	200	U	200	6.3	ug/Kg	☼	12/06/11 20:57	12/13/11 02:20	1
Trichlorofluoromethane	200	U	200	13	ug/Kg	☼	12/06/11 20:57	12/13/11 02:20	1
Chlorodibromomethane	200	U	200	9.5	ug/Kg	☼	12/06/11 20:57	12/13/11 02:20	1
Methylcyclohexane	390	U	390	9.5	ug/Kg	☼	12/06/11 20:57	12/13/11 02:20	1

Client: Conestoga-Rovers & Associates, Inc.
Project/Site: 17324-T07, RACER Former MTM

TestAmerica Job ID: 240-6481-1

Client Sample ID: S-017324-120211-TP-195
Date Collected: 12/02/11 08:20
Date Received: 12/03/11 10:00

Lab Sample ID: 240-6481-3
Matrix: Solid
Percent Solids: 86.5

Surrogate	*%Recovery*	*Qualifier*	*Limits*	*Prepared*	*Analyzed*	*Dil Fac*
1,2-Dichloroethane-d4 (Surr)	*80*		*39 - 128*	*12/06/11 20:57*	*12/13/11 02:20*	*1*
4-Bromofluorobenzene (Surr)	*82*		*26 - 141*	*12/06/11 20:57*	*12/13/11 02:20*	*1*
Toluene-d8 (Surr)	*84*		*33 - 134*	*12/06/11 20:57*	*12/13/11 02:20*	*1*
Dibromofluoromethane (Surr)	*62*		*30 - 122*	*12/06/11 20:57*	*12/13/11 02:20*	*1*

Method: 8270C - Semivolatile Organic Compounds (GC/MS)

Analyte	Result	Qualifier	RL	MDL	Unit	D	Prepared	Analyzed	Dil Fac
1,1'-Biphenyl	58	U	58	31	ug/Kg	☼	12/06/11 08:41	12/09/11 01:31	1
2,2'-oxybis[1-chloropropane]	120	U	120	11	ug/Kg	☼	12/06/11 08:41	12/09/11 01:31	1
2,4,5-Trichlorophenol	170	U	170	29	ug/Kg	☼	12/06/11 08:41	12/09/11 01:31	1
2,4,6-Trichlorophenol	170	U	170	92	ug/Kg	☼	12/06/11 08:41	12/09/11 01:31	1
2,4-Dichlorophenol	170	U	170	23	ug/Kg	☼	12/06/11 08:41	12/09/11 01:31	1
2,4-Dimethylphenol	170	U	170	23	ug/Kg	☼	12/06/11 08:41	12/09/11 01:31	1
2,4-Dinitrophenol	380	U	380	92	ug/Kg	☼	12/06/11 08:41	12/09/11 01:31	1
2,4-Dinitrotoluene	230	U	230	31	ug/Kg	☼	12/06/11 08:41	12/09/11 01:31	1
2,6-Dinitrotoluene	230	U	230	24	ug/Kg	☼	12/06/11 08:41	12/09/11 01:31	1
2-Chloronaphthalene	58	U	58	3.8	ug/Kg	☼	12/06/11 08:41	12/09/11 01:31	1
2-Chlorophenol	58	U	58	31	ug/Kg	☼	12/06/11 08:41	12/09/11 01:31	1
2-Methylnaphthalene	7.7	U	7.7	3.8	ug/Kg	☼	12/06/11 08:41	12/09/11 01:31	1
2-Methylphenol	230	U	230	92	ug/Kg	☼	12/06/11 08:41	12/09/11 01:31	1
2-Nitroaniline	230	U	230	11	ug/Kg	☼	12/06/11 08:41	12/09/11 01:31	1
2-Nitrophenol	58	U	58	31	ug/Kg	☼	12/06/11 08:41	12/09/11 01:31	1
3,3'-Dichlorobenzidine	120	U *	120	21	ug/Kg	☼	12/06/11 08:41	12/09/11 01:31	1
3-Nitroaniline	230	U	230	18	ug/Kg	☼	12/06/11 08:41	12/09/11 01:31	1
4,6-Dinitro-2-methylphenol	170	U	170	92	ug/Kg	☼	12/06/11 08:41	12/09/11 01:31	1
4-Bromophenyl phenyl ether	58	U	58	15	ug/Kg	☼	12/06/11 08:41	12/09/11 01:31	1
4-Chloro-3-methylphenol	170	U	170	24	ug/Kg	☼	12/06/11 08:41	12/09/11 01:31	1
4-Chloroaniline	170	U	170	20	ug/Kg	☼	12/06/11 08:41	12/09/11 01:31	1
4-Chlorophenyl phenyl ether	58	U	58	15	ug/Kg	☼	12/06/11 08:41	12/09/11 01:31	1
4-Nitroaniline	230	U	230	30	ug/Kg	☼	12/06/11 08:41	12/09/11 01:31	1
4-Nitrophenol	380	U	380	92	ug/Kg	☼	12/06/11 08:41	12/09/11 01:31	1
Acenaphthene	7.7	U	7.7	3.8	ug/Kg	☼	12/06/11 08:41	12/09/11 01:31	1
Acenaphthylene	7.7	U	7.7	3.8	ug/Kg	☼	12/06/11 08:41	12/09/11 01:31	1
Acetophenone	120	U	120	11	ug/Kg	☼	12/06/11 08:41	12/09/11 01:31	1
Anthracene	7.7	U	7.7	3.8	ug/Kg	☼	12/06/11 08:41	12/09/11 01:31	1
Atrazine	230	U	230	11	ug/Kg	☼	12/06/11 08:41	12/09/11 01:31	1
Benzaldehyde	120	U	120	14	ug/Kg	☼	12/06/11 08:41	12/09/11 01:31	1
Benzo[a]anthracene	**23**		7.7	3.8	ug/Kg	☼	12/06/11 08:41	12/09/11 01:31	1
Benzo[a]pyrene	**14**		7.7	3.8	ug/Kg	☼	12/06/11 08:41	12/09/11 01:31	1
Benzo[b]fluoranthene	**21**		7.7	3.8	ug/Kg	☼	12/06/11 08:41	12/09/11 01:31	1
Benzo[g,h,i]perylene	**11**		7.7	3.8	ug/Kg	☼	12/06/11 08:41	12/09/11 01:31	1
Benzo[k]fluoranthene	**11**		7.7	3.8	ug/Kg	☼	12/06/11 08:41	12/09/11 01:31	1
Bis(2-chloroethoxy)methane	120	U	120	25	ug/Kg	☼	12/06/11 08:41	12/09/11 01:31	1
Bis(2-chloroethyl)ether	120	U	120	2.3	ug/Kg	☼	12/06/11 08:41	12/09/11 01:31	1
Bis(2-ethylhexyl) phthalate	58	U	58	22	ug/Kg	☼	12/06/11 08:41	12/09/11 01:31	1
Butyl benzyl phthalate	58	U	58	12	ug/Kg	☼	12/06/11 08:41	12/09/11 01:31	1
Caprolactam	380	U	380	43	ug/Kg	☼	12/06/11 08:41	12/09/11 01:31	1
Carbazole	58	U	58	31	ug/Kg	☼	12/06/11 08:41	12/09/11 01:31	1
Chrysene	**26**		7.7	1.3	ug/Kg	☼	12/06/11 08:41	12/09/11 01:31	1
Dibenz(a,h)anthracene	7.7	U	7.7	3.8	ug/Kg	☼	12/06/11 08:41	12/09/11 01:31	1
Dibenzofuran	58	U	58	3.8	ug/Kg	☼	12/06/11 08:41	12/09/11 01:31	1

Client Sample ID: S-017324-120211-TP-195
Date Collected: 12/02/11 08:20
Date Received: 12/03/11 10:00

Lab Sample ID: 240-6481-3
Matrix: Solid
Percent Solids: 86.5

Method: 8270C - Semivolatile Organic Compounds (GC/MS) (Continued)

Analyte	Result	Qualifier	RL	MDL	Unit	D	Prepared	Analyzed	Dil Fac
Diethyl phthalate	58	U	58	18	ug/Kg	☼	12/06/11 08:41	12/09/11 01:31	1
Dimethyl phthalate	58	U	58	20	ug/Kg	☼	12/06/11 08:41	12/09/11 01:31	1
Di-n-butyl phthalate	58	U	58	17	ug/Kg	☼	12/06/11 08:41	12/09/11 01:31	1
Di-n-octyl phthalate	58	U	58	31	ug/Kg	☼	12/06/11 08:41	12/09/11 01:31	1
Fluoranthene	**69**		7.7	3.8	ug/Kg	☼	12/06/11 08:41	12/09/11 01:31	1
Fluorene	**4.3**	**J**	7.7	3.8	ug/Kg	☼	12/06/11 08:41	12/09/11 01:31	1
Hexachlorobenzene	7.7	U	7.7	2.4	ug/Kg	☼	12/06/11 08:41	12/09/11 01:31	1
Hexachlorobutadiene	58	U	58	31	ug/Kg	☼	12/06/11 08:41	12/09/11 01:31	1
Hexachlorocyclopentadiene	380	U	380	31	ug/Kg	☼	12/06/11 08:41	12/09/11 01:31	1
Hexachloroethane	58	U	58	10	ug/Kg	☼	12/06/11 08:41	12/09/11 01:31	1
Indeno[1,2,3-cd]pyrene	**7.4**	**J**	7.7	3.8	ug/Kg	☼	12/06/11 08:41	12/09/11 01:31	1
Isophorone	58	U	58	15	ug/Kg	☼	12/06/11 08:41	12/09/11 01:31	1
Naphthalene	7.7	U	7.7	3.8	ug/Kg	☼	12/06/11 08:41	12/09/11 01:31	1
Nitrobenzene	120	U	120	2.5	ug/Kg	☼	12/06/11 08:41	12/09/11 01:31	1
N-Nitrosodi-n-propylamine	58	U	58	31	ug/Kg	☼	12/06/11 08:41	12/09/11 01:31	1
N-Nitrosodiphenylamine	58	U	58	24	ug/Kg	☼	12/06/11 08:41	12/09/11 01:31	1
Pentachlorophenol	170	U	170	92	ug/Kg	☼	12/06/11 08:41	12/09/11 01:31	1
Phenol	58	U	58	31	ug/Kg	☼	12/06/11 08:41	12/09/11 01:31	1
Phenanthrene	**48**		7.7	3.8	ug/Kg	☼	12/06/11 08:41	12/09/11 01:31	1
Pyrene	**55**		7.7	3.8	ug/Kg	☼	12/06/11 08:41	12/09/11 01:31	1
3 & 4 Methylphenol	460	U	460	23	ug/Kg	☼	12/06/11 08:41	12/09/11 01:31	1

Surrogate	*%Recovery*	*Qualifier*	*Limits*	*Prepared*	*Analyzed*	*Dil Fac*
2-Fluorobiphenyl (Surr)	*55*		*34 - 110*	*12/06/11 08:41*	*12/09/11 01:31*	*1*
2-Fluorophenol (Surr)	*49*		*26 - 110*	*12/06/11 08:41*	*12/09/11 01:31*	*1*
2,4,6-Tribromophenol (Surr)	*22*		*10 - 118*	*12/06/11 08:41*	*12/09/11 01:31*	*1*
Nitrobenzene-d5 (Surr)	*51*		*24 - 112*	*12/06/11 08:41*	*12/09/11 01:31*	*1*
Phenol-d5 (Surr)	*58*		*28 - 110*	*12/06/11 08:41*	*12/09/11 01:31*	*1*
Terphenyl-d14 (Surr)	*70*		*41 - 119*	*12/06/11 08:41*	*12/09/11 01:31*	*1*

Method: 8082 - Polychlorinated Biphenyls (PCBs) by Gas Chromatography

Analyte	Result	Qualifier	RL	MDL	Unit	D	Prepared	Analyzed	Dil Fac
Aroclor-1016	38	U	38	24	ug/Kg	☼	12/08/11 08:24	12/13/11 03:17	1
Aroclor-1221	38	U	38	18	ug/Kg	☼	12/08/11 08:24	12/13/11 03:17	1
Aroclor-1232	38	U	38	16	ug/Kg	☼	12/08/11 08:24	12/13/11 03:17	1
Aroclor-1242	38	U	38	15	ug/Kg	☼	12/08/11 08:24	12/13/11 03:17	1
Aroclor-1248	38	U	38	20	ug/Kg	☼	12/08/11 08:24	12/13/11 03:17	1
Aroclor-1254	38	U	38	20	ug/Kg	☼	12/08/11 08:24	12/13/11 03:17	1
Aroclor-1260	38	U	38	20	ug/Kg	☼	12/08/11 08:24	12/13/11 03:17	1

Surrogate	*%Recovery*	*Qualifier*	*Limits*	*Prepared*	*Analyzed*	*Dil Fac*
Tetrachloro-m-xylene	*73*		*29 - 151*	*12/08/11 08:24*	*12/13/11 03:17*	*1*
DCB Decachlorobiphenyl	*80*		*14 - 163*	*12/08/11 08:24*	*12/13/11 03:17*	*1*

Method: 6010B - Metals (ICP)

Analyte	Result	Qualifier	RL	MDL	Unit	D	Prepared	Analyzed	Dil Fac
Aluminum	**5300**		18	8.4	mg/Kg	☼	12/06/11 10:25	12/08/11 17:31	1
Antimony	0.88	U	0.88	0.34	mg/Kg	☼	12/06/11 10:25	12/08/11 17:31	1
Barium	**55**	**B**	18	0.062	mg/Kg	☼	12/06/11 10:25	12/08/11 17:31	1
Beryllium	**0.29**	**J**	0.44	0.038	mg/Kg	☼	12/06/11 10:25	12/08/11 17:31	1
Calcium	**40000**	**B**	440	14	mg/Kg	☼	12/06/11 10:25	12/08/11 17:31	1

Client: Conestoga-Rovers & Associates, Inc.
Project/Site: 17324-T07, RACER Former MTM

TestAmerica Job ID: 240-6481-1

Client Sample ID: S-017324-120211-TP-195
Date Collected: 12/02/11 08:20
Date Received: 12/03/11 10:00

Lab Sample ID: 240-6481-3
Matrix: Solid
Percent Solids: 86.5

Method: 6010B - Metals (ICP) (Continued)

Analyte	Result	Qualifier	RL	MDL	Unit	D	Prepared	Analyzed	Dil Fac
Cadmium	0.096	J	0.18	0.032	mg/Kg	☼	12/06/11 10:25	12/08/11 17:31	1
Cobalt	2.7	J	4.4	0.14	mg/Kg	☼	12/06/11 10:25	12/08/11 17:31	1
Chromium	5.4		0.44	0.18	mg/Kg	☼	12/06/11 10:25	12/08/11 17:31	1
Copper	7.1		2.2	0.65	mg/Kg	☼	12/06/11 10:25	12/08/11 17:31	1
Iron	6600		8.8	4.3	mg/Kg	☼	12/06/11 10:25	12/08/11 17:31	1
Potassium	700	B	440	5.4	mg/Kg	☼	12/06/11 10:25	12/08/11 17:31	1
Magnesium	34000	B	440	4.5	mg/Kg	☼	12/06/11 10:25	12/08/11 17:31	1
Manganese	730	B	1.3	0.065	mg/Kg	☼	12/06/11 10:25	12/08/11 17:31	1
Silver	0.44	U	0.44	0.088	mg/Kg	☼	12/06/11 10:25	12/08/11 17:31	1
Sodium	240	J	440	58	mg/Kg	☼	12/06/11 10:25	12/08/11 17:31	1
Nickel	6.2		3.5	0.24	mg/Kg	☼	12/06/11 10:25	12/08/11 17:31	1
Vanadium	8.4	B	4.4	0.11	mg/Kg	☼	12/06/11 10:25	12/08/11 17:31	1
Zinc	24		1.8	0.88	mg/Kg	☼	12/06/11 10:25	12/08/11 17:31	1
Arsenic	4.7		0.88	0.26	mg/Kg	☼	12/06/11 10:25	12/08/11 17:31	1
Lead	3.9		0.26	0.17	mg/Kg	☼	12/06/11 10:25	12/08/11 17:31	1
Selenium	0.44	U	0.44	0.39	mg/Kg	☼	12/06/11 10:25	12/08/11 17:31	1
Thallium	1.1		0.88	0.48	mg/Kg	☼	12/06/11 10:25	12/08/11 17:31	1

Method: 7471A - Mercury (CVAA)

Analyte	Result	Qualifier	RL	MDL	Unit	D	Prepared	Analyzed	Dil Fac
Mercury	0.072	U	0.072	0.011	mg/Kg	☼	12/06/11 14:00	12/06/11 16:29	1

Client: Conestoga-Rovers & Associates, Inc.
Project/Site: 17324-T07, RACER Former MTM

TestAmerica Job ID: 240-6481-1

Client Sample ID: S-017324-120211-TP-196
Date Collected: 12/02/11 08:25
Date Received: 12/03/11 10:00

Lab Sample ID: 240-6481-4
Matrix: Solid
Percent Solids: 87.6

Method: 8260B - Volatile Organic Compounds (GC/MS)

Analyte	Result	Qualifier	RL	MDL	Unit	D	Prepared	Analyzed	Dil Fac
Acetone	**5.0**	**J B**	8.5	2.7	ug/Kg	☼	12/03/11 10:25	12/12/11 14:04	1
Benzene	2.1	U	2.1	0.098	ug/Kg	☼	12/03/11 10:25	12/12/11 14:04	1
Dichlorobromomethane	2.1	U	2.1	0.12	ug/Kg	☼	12/03/11 10:25	12/12/11 14:04	1
Bromoform	2.1	U	2.1	0.14	ug/Kg	☼	12/03/11 10:25	12/12/11 14:04	1
Bromomethane	2.1	U	2.1	0.23	ug/Kg	☼	12/03/11 10:25	12/12/11 14:04	1
2-Butanone (MEK)	**0.69**	**J**	8.5	0.60	ug/Kg	☼	12/03/11 10:25	12/12/11 14:04	1
Carbon disulfide	**0.43**	**J**	2.1	0.19	ug/Kg	☼	12/03/11 10:25	12/12/11 14:04	1
Carbon tetrachloride	2.1	U	2.1	0.16	ug/Kg	☼	12/03/11 10:25	12/12/11 14:04	1
Chlorobenzene	2.1	U	2.1	0.14	ug/Kg	☼	12/03/11 10:25	12/12/11 14:04	1
Chloroethane	2.1	U	2.1	0.37	ug/Kg	☼	12/03/11 10:25	12/12/11 14:04	1
Chloroform	2.1	U	2.1	0.12	ug/Kg	☼	12/03/11 10:25	12/12/11 14:04	1
Chloromethane	2.1	U	2.1	0.18	ug/Kg	☼	12/03/11 10:25	12/12/11 14:04	1
1,1-Dichloroethane	2.1	U	2.1	0.15	ug/Kg	☼	12/03/11 10:25	12/12/11 14:04	1
1,2-Dichloroethane	**0.18**	**J**	2.1	0.15	ug/Kg	☼	12/03/11 10:25	12/12/11 14:04	1
1,1-Dichloroethene	2.1	U	2.1	0.22	ug/Kg	☼	12/03/11 10:25	12/12/11 14:04	1
1,2-Dichloropropane	2.1	U	2.1	0.29	ug/Kg	☼	12/03/11 10:25	12/12/11 14:04	1
cis-1,3-Dichloropropene	2.1	U	2.1	0.15	ug/Kg	☼	12/03/11 10:25	12/12/11 14:04	1
trans-1,3-Dichloropropene	2.1	U	2.1	0.23	ug/Kg	☼	12/03/11 10:25	12/12/11 14:04	1
Ethylbenzene	2.1	U	2.1	0.11	ug/Kg	☼	12/03/11 10:25	12/12/11 14:04	1
2-Hexanone	8.5	U	8.5	0.27	ug/Kg	☼	12/03/11 10:25	12/12/11 14:04	1
Methylene Chloride	2.1	U	2.1	0.29	ug/Kg	☼	12/03/11 10:25	12/12/11 14:04	1
4-Methyl-2-pentanone (MIBK)	8.5	U	8.5	0.23	ug/Kg	☼	12/03/11 10:25	12/12/11 14:04	1
Styrene	2.1	U	2.1	0.064	ug/Kg	☼	12/03/11 10:25	12/12/11 14:04	1
1,1,2,2-Tetrachloroethane	2.1	U	2.1	0.15	ug/Kg	☼	12/03/11 10:25	12/12/11 14:04	1
Tetrachloroethene	2.1	U	2.1	0.22	ug/Kg	☼	12/03/11 10:25	12/12/11 14:04	1
Toluene	**0.32**	**J**	2.1	0.12	ug/Kg	☼	12/03/11 10:25	12/12/11 14:04	1
Trichloroethene	2.1	U	2.1	0.18	ug/Kg	☼	12/03/11 10:25	12/12/11 14:04	1
Vinyl chloride	2.1	U	2.1	0.17	ug/Kg	☼	12/03/11 10:25	12/12/11 14:04	1
Xylenes, Total	4.3	U	4.3	0.29	ug/Kg	☼	12/03/11 10:25	12/12/11 14:04	1
1,1,1-Trichloroethane	2.1	U	2.1	0.24	ug/Kg	☼	12/03/11 10:25	12/12/11 14:04	1
1,1,2-Trichloroethane	2.1	U	2.1	0.17	ug/Kg	☼	12/03/11 10:25	12/12/11 14:04	1
Cyclohexane	4.3	U *	4.3	0.14	ug/Kg	☼	12/03/11 10:25	12/12/11 14:04	1
1,2-Dibromo-3-Chloropropane	4.3	U	4.3	0.56	ug/Kg	☼	12/03/11 10:25	12/12/11 14:04	1
Ethylene Dibromide	2.1	U	2.1	0.21	ug/Kg	☼	12/03/11 10:25	12/12/11 14:04	1
Dichlorodifluoromethane	2.1	U	2.1	0.21	ug/Kg	☼	12/03/11 10:25	12/12/11 14:04	1
cis-1,2-Dichloroethene	2.1	U	2.1	0.15	ug/Kg	☼	12/03/11 10:25	12/12/11 14:04	1
trans-1,2-Dichloroethene	2.1	U *	2.1	0.18	ug/Kg	☼	12/03/11 10:25	12/12/11 14:04	1
Isopropylbenzene	2.1	U	2.1	0.068	ug/Kg	☼	12/03/11 10:25	12/12/11 14:04	1
Methyl acetate	4.3	U	4.3	0.60	ug/Kg	☼	12/03/11 10:25	12/12/11 14:04	1
Methyl tert-butyl ether	8.5	U	8.5	0.18	ug/Kg	☼	12/03/11 10:25	12/12/11 14:04	1
1,1,2-Trichloro-1,2,2-trifluoroethane	2.1	U	2.1	0.56	ug/Kg	☼	12/03/11 10:25	12/12/11 14:04	1
1,2,4-Trichlorobenzene	**0.28**	**J B**	2.1	0.12	ug/Kg	☼	12/03/11 10:25	12/12/11 14:04	1
1,2-Dichlorobenzene	2.1	U	2.1	0.15	ug/Kg	☼	12/03/11 10:25	12/12/11 14:04	1
1,3-Dichlorobenzene	2.1	U	2.1	0.15	ug/Kg	☼	12/03/11 10:25	12/12/11 14:04	1
1,4-Dichlorobenzene	2.1	U	2.1	0.28	ug/Kg	☼	12/03/11 10:25	12/12/11 14:04	1
Trichlorofluoromethane	2.1	U	2.1	0.15	ug/Kg	☼	12/03/11 10:25	12/12/11 14:04	1
Chlorodibromomethane	2.1	U	2.1	0.24	ug/Kg	☼	12/03/11 10:25	12/12/11 14:04	1
Methylcyclohexane	4.3	U	4.3	0.13	ug/Kg	☼	12/03/11 10:25	12/12/11 14:04	1

Client: Conestoga-Rovers & Associates, Inc.
Project/Site: 17324-T07, RACER Former MTM

TestAmerica Job ID: 240-6481-1

Client Sample ID: S-017324-120211-TP-196
Date Collected: 12/02/11 08:25
Date Received: 12/03/11 10:00

Lab Sample ID: 240-6481-4
Matrix: Solid
Percent Solids: 87.6

Surrogate	%Recovery	Qualifier	Limits	Prepared	Analyzed	Dil Fac
1,2-Dichloroethane-d4 (Surr)	*104*		*58 - 123*	*12/03/11 10:25*	*12/12/11 14:04*	*1*
4-Bromofluorobenzene (Surr)	*115*		*52 - 136*	*12/03/11 10:25*	*12/12/11 14:04*	*1*
Toluene-d8 (Surr)	*108*		*67 - 125*	*12/03/11 10:25*	*12/12/11 14:04*	*1*
Dibromofluoromethane (Surr)	*103*		*37 - 132*	*12/03/11 10:25*	*12/12/11 14:04*	*1*

Method: 8270C - Semivolatile Organic Compounds (GC/MS)

Analyte	Result	Qualifier	RL	MDL	Unit	D	Prepared	Analyzed	Dil Fac
1,1'-Biphenyl	57	U	57	31	ug/Kg	☼	12/06/11 08:41	12/09/11 19:27	1
2,2'-oxybis[1-chloropropane]	110	U	110	11	ug/Kg	☼	12/06/11 08:41	12/09/11 19:27	1
2,4,5-Trichlorophenol	170	U	170	29	ug/Kg	☼	12/06/11 08:41	12/09/11 19:27	1
2,4,6-Trichlorophenol	170	U	170	91	ug/Kg	☼	12/06/11 08:41	12/09/11 19:27	1
2,4-Dichlorophenol	170	U	170	23	ug/Kg	☼	12/06/11 08:41	12/09/11 19:27	1
2,4-Dimethylphenol	170	U	170	23	ug/Kg	☼	12/06/11 08:41	12/09/11 19:27	1
2,4-Dinitrophenol	380	U	380	91	ug/Kg	☼	12/06/11 08:41	12/09/11 19:27	1
2,4-Dinitrotoluene	230	U	230	31	ug/Kg	☼	12/06/11 08:41	12/09/11 19:27	1
2,6-Dinitrotoluene	230	U	230	24	ug/Kg	☼	12/06/11 08:41	12/09/11 19:27	1
2-Chloronaphthalene	57	U	57	3.8	ug/Kg	☼	12/06/11 08:41	12/09/11 19:27	1
2-Chlorophenol	57	U	57	31	ug/Kg	☼	12/06/11 08:41	12/09/11 19:27	1
2-Methylnaphthalene	7.6	U	7.6	3.8	ug/Kg	☼	12/06/11 08:41	12/09/11 19:27	1
2-Methylphenol	230	U	230	91	ug/Kg	☼	12/06/11 08:41	12/09/11 19:27	1
2-Nitroaniline	230	U	230	10	ug/Kg	☼	12/06/11 08:41	12/09/11 19:27	1
2-Nitrophenol	57	U	57	31	ug/Kg	☼	12/06/11 08:41	12/09/11 19:27	1
3,3'-Dichlorobenzidine	110	U *	110	21	ug/Kg	☼	12/06/11 08:41	12/09/11 19:27	1
3-Nitroaniline	230	U	230	18	ug/Kg	☼	12/06/11 08:41	12/09/11 19:27	1
4,6-Dinitro-2-methylphenol	170	U	170	91	ug/Kg	☼	12/06/11 08:41	12/09/11 19:27	1
4-Bromophenyl phenyl ether	57	U	57	15	ug/Kg	☼	12/06/11 08:41	12/09/11 19:27	1
4-Chloro-3-methylphenol	170	U	170	24	ug/Kg	☼	12/06/11 08:41	12/09/11 19:27	1
4-Chloroaniline	170	U	170	19	ug/Kg	☼	12/06/11 08:41	12/09/11 19:27	1
4-Chlorophenyl phenyl ether	57	U	57	15	ug/Kg	☼	12/06/11 08:41	12/09/11 19:27	1
4-Nitroaniline	230	U	230	30	ug/Kg	☼	12/06/11 08:41	12/09/11 19:27	1
4-Nitrophenol	380	U	380	91	ug/Kg	☼	12/06/11 08:41	12/09/11 19:27	1
Acenaphthene	**13**		7.6	3.8	ug/Kg	☼	12/06/11 08:41	12/09/11 19:27	1
Acenaphthylene	7.6	U	7.6	3.8	ug/Kg	☼	12/06/11 08:41	12/09/11 19:27	1
Acetophenone	110	U	110	11	ug/Kg	☼	12/06/11 08:41	12/09/11 19:27	1
Anthracene	**29**		7.6	3.8	ug/Kg	☼	12/06/11 08:41	12/09/11 19:27	1
Atrazine	230	U	230	10	ug/Kg	☼	12/06/11 08:41	12/09/11 19:27	1
Benzaldehyde	110	U	110	14	ug/Kg	☼	12/06/11 08:41	12/09/11 19:27	1
Benzo[a]anthracene	**54**		7.6	3.8	ug/Kg	☼	12/06/11 08:41	12/09/11 19:27	1
Benzo[a]pyrene	**29**		7.6	3.8	ug/Kg	☼	12/06/11 08:41	12/09/11 19:27	1
Benzo[b]fluoranthene	**31**		7.6	3.8	ug/Kg	☼	12/06/11 08:41	12/09/11 19:27	1
Benzo[g,h,i]perylene	**26**		7.6	3.8	ug/Kg	☼	12/06/11 08:41	12/09/11 19:27	1
Benzo[k]fluoranthene	**10**		7.6	3.8	ug/Kg	☼	12/06/11 08:41	12/09/11 19:27	1
Bis(2-chloroethoxy)methane	110	U	110	25	ug/Kg	☼	12/06/11 08:41	12/09/11 19:27	1
Bis(2-chloroethyl)ether	110	U	110	2.3	ug/Kg	☼	12/06/11 08:41	12/09/11 19:27	1
Bis(2-ethylhexyl) phthalate	**24**	**J**	57	22	ug/Kg	☼	12/06/11 08:41	12/09/11 19:27	1
Butyl benzyl phthalate	**17**	**J**	57	11	ug/Kg	☼	12/06/11 08:41	12/09/11 19:27	1
Caprolactam	380	U	380	42	ug/Kg	☼	12/06/11 08:41	12/09/11 19:27	1
Carbazole	57	U	57	31	ug/Kg	☼	12/06/11 08:41	12/09/11 19:27	1
Chrysene	**71**		7.6	1.3	ug/Kg	☼	12/06/11 08:41	12/09/11 19:27	1
Dibenz(a,h)anthracene	7.6	U	7.6	3.8	ug/Kg	☼	12/06/11 08:41	12/09/11 19:27	1
Dibenzofuran	57	U	57	3.8	ug/Kg	☼	12/06/11 08:41	12/09/11 19:27	1

Client Sample ID: S-017324-120211-TP-196
Date Collected: 12/02/11 08:25
Date Received: 12/03/11 10:00

Lab Sample ID: 240-6481-4
Matrix: Solid
Percent Solids: 87.6

Method: 8270C - Semivolatile Organic Compounds (GC/MS) (Continued)

Analyte	Result	Qualifier	RL	MDL	Unit	D	Prepared	Analyzed	Dil Fac
Diethyl phthalate	57	U	57	18	ug/Kg	☼	12/06/11 08:41	12/09/11 19:27	1
Dimethyl phthalate	57	U	57	19	ug/Kg	☼	12/06/11 08:41	12/09/11 19:27	1
Di-n-butyl phthalate	57	U	57	17	ug/Kg	☼	12/06/11 08:41	12/09/11 19:27	1
Di-n-octyl phthalate	57	U	57	31	ug/Kg	☼	12/06/11 08:41	12/09/11 19:27	1
Fluoranthene	**65**		7.6	3.8	ug/Kg	☼	12/06/11 08:41	12/09/11 19:27	1
Fluorene	**12**		7.6	3.8	ug/Kg	☼	12/06/11 08:41	12/09/11 19:27	1
Hexachlorobenzene	7.6	U	7.6	2.4	ug/Kg	☼	12/06/11 08:41	12/09/11 19:27	1
Hexachlorobutadiene	57	U	57	31	ug/Kg	☼	12/06/11 08:41	12/09/11 19:27	1
Hexachlorocyclopentadiene	380	U	380	31	ug/Kg	☼	12/06/11 08:41	12/09/11 19:27	1
Hexachloroethane	57	U	57	10	ug/Kg	☼	12/06/11 08:41	12/09/11 19:27	1
Indeno[1,2,3-cd]pyrene	**13**		7.6	3.8	ug/Kg	☼	12/06/11 08:41	12/09/11 19:27	1
Isophorone	57	U	57	15	ug/Kg	☼	12/06/11 08:41	12/09/11 19:27	1
Naphthalene	7.6	U	7.6	3.8	ug/Kg	☼	12/06/11 08:41	12/09/11 19:27	1
Nitrobenzene	110	U	110	2.5	ug/Kg	☼	12/06/11 08:41	12/09/11 19:27	1
N-Nitrosodi-n-propylamine	57	U	57	31	ug/Kg	☼	12/06/11 08:41	12/09/11 19:27	1
N-Nitrosodiphenylamine	57	U	57	24	ug/Kg	☼	12/06/11 08:41	12/09/11 19:27	1
Pentachlorophenol	170	U	170	91	ug/Kg	☼	12/06/11 08:41	12/09/11 19:27	1
Phenol	57	U	57	31	ug/Kg	☼	12/06/11 08:41	12/09/11 19:27	1
Phenanthrene	**130**		7.6	3.8	ug/Kg	☼	12/06/11 08:41	12/09/11 19:27	1
Pyrene	**110**		7.6	3.8	ug/Kg	☼	12/06/11 08:41	12/09/11 19:27	1
3 & 4 Methylphenol	460	U	460	23	ug/Kg	☼	12/06/11 08:41	12/09/11 19:27	1

Surrogate	*%Recovery*	*Qualifier*	*Limits*	*Prepared*	*Analyzed*	*Dil Fac*
2-Fluorobiphenyl (Surr)	*50*		*34 - 110*	*12/06/11 08:41*	*12/09/11 19:27*	*1*
2-Fluorophenol (Surr)	*46*		*26 - 110*	*12/06/11 08:41*	*12/09/11 19:27*	*1*
2,4,6-Tribromophenol (Surr)	*37*		*10 - 118*	*12/06/11 08:41*	*12/09/11 19:27*	*1*
Nitrobenzene-d5 (Surr)	*44*		*24 - 112*	*12/06/11 08:41*	*12/09/11 19:27*	*1*
Phenol-d5 (Surr)	*49*		*28 - 110*	*12/06/11 08:41*	*12/09/11 19:27*	*1*
Terphenyl-d14 (Surr)	*74*		*41 - 119*	*12/06/11 08:41*	*12/09/11 19:27*	*1*

Method: 8082 - Polychlorinated Biphenyls (PCBs) by Gas Chromatography

Analyte	Result	Qualifier	RL	MDL	Unit	D	Prepared	Analyzed	Dil Fac
Aroclor-1016	37	U	37	24	ug/Kg	☼	12/08/11 08:24	12/13/11 03:32	1
Aroclor-1221	37	U	37	18	ug/Kg	☼	12/08/11 08:24	12/13/11 03:32	1
Aroclor-1232	37	U	37	16	ug/Kg	☼	12/08/11 08:24	12/13/11 03:32	1
Aroclor-1242	37	U	37	15	ug/Kg	☼	12/08/11 08:24	12/13/11 03:32	1
Aroclor-1248	37	U	37	19	ug/Kg	☼	12/08/11 08:24	12/13/11 03:32	1
Aroclor-1254	37	U	37	19	ug/Kg	☼	12/08/11 08:24	12/13/11 03:32	1
Aroclor-1260	37	U	37	19	ug/Kg	☼	12/08/11 08:24	12/13/11 03:32	1

Surrogate	*%Recovery*	*Qualifier*	*Limits*	*Prepared*	*Analyzed*	*Dil Fac*
Tetrachloro-m-xylene	*56*		*29 - 151*	*12/08/11 08:24*	*12/13/11 03:32*	*1*
DCB Decachlorobiphenyl	*59*		*14 - 163*	*12/08/11 08:24*	*12/13/11 03:32*	*1*

Method: 6010B - Metals (ICP)

Analyte	Result	Qualifier	RL	MDL	Unit	D	Prepared	Analyzed	Dil Fac
Aluminum	**5900**		15	7.3	mg/Kg	☼	12/06/11 10:25	12/08/11 17:37	1
Antimony	**0.41**	**J**	0.76	0.29	mg/Kg	☼	12/06/11 10:25	12/08/11 17:37	1
Barium	**49**	**B**	15	0.054	mg/Kg	☼	12/06/11 10:25	12/08/11 17:37	1
Beryllium	**0.22**	**J**	0.38	0.033	mg/Kg	☼	12/06/11 10:25	12/08/11 17:37	1
Calcium	**34000**	**B**	380	12	mg/Kg	☼	12/06/11 10:25	12/08/11 17:37	1

Client: Conestoga-Rovers & Associates, Inc.
Project/Site: 17324-T07, RACER Former MTM

TestAmerica Job ID: 240-6481-1

Client Sample ID: S-017324-120211-TP-196
Date Collected: 12/02/11 08:25
Date Received: 12/03/11 10:00

Lab Sample ID: 240-6481-4
Matrix: Solid
Percent Solids: 87.6

Method: 6010B - Metals (ICP) (Continued)

Analyte	Result	Qualifier	RL	MDL	Unit	D	Prepared	Analyzed	Dil Fac
Cadmium	0.14	J	0.15	0.027	mg/Kg	☼	12/06/11 10:25	12/08/11 17:37	1
Cobalt	5.5		3.8	0.12	mg/Kg	☼	12/06/11 10:25	12/08/11 17:37	1
Chromium	9.5		0.38	0.15	mg/Kg	☼	12/06/11 10:25	12/08/11 17:37	1
Copper	13		1.9	0.56	mg/Kg	☼	12/06/11 10:25	12/08/11 17:37	1
Iron	11000		7.6	3.7	mg/Kg	☼	12/06/11 10:25	12/08/11 17:37	1
Potassium	1500	B	380	4.7	mg/Kg	☼	12/06/11 10:25	12/08/11 17:37	1
Magnesium	44000	B	380	3.9	mg/Kg	☼	12/06/11 10:25	12/08/11 17:37	1
Manganese	260	B	1.1	0.056	mg/Kg	☼	12/06/11 10:25	12/08/11 17:37	1
Silver	0.38	U	0.38	0.076	mg/Kg	☼	12/06/11 10:25	12/08/11 17:37	1
Sodium	160	J	380	50	mg/Kg	☼	12/06/11 10:25	12/08/11 17:37	1
Nickel	14		3.0	0.20	mg/Kg	☼	12/06/11 10:25	12/08/11 17:37	1
Vanadium	13	B	3.8	0.091	mg/Kg	☼	12/06/11 10:25	12/08/11 17:37	1
Zinc	36		1.5	0.76	mg/Kg	☼	12/06/11 10:25	12/08/11 17:37	1
Arsenic	3.2		0.76	0.23	mg/Kg	☼	12/06/11 10:25	12/08/11 17:37	1
Lead	6.5		0.23	0.14	mg/Kg	☼	12/06/11 10:25	12/08/11 17:37	1
Selenium	0.38	U	0.38	0.34	mg/Kg	☼	12/06/11 10:25	12/08/11 17:37	1
Thallium	0.65	J	0.76	0.42	mg/Kg	☼	12/06/11 10:25	12/08/11 17:37	1

Method: 7471A - Mercury (CVAA)

Analyte	Result	Qualifier	RL	MDL	Unit	D	Prepared	Analyzed	Dil Fac
Mercury	0.019	J	0.079	0.012	mg/Kg	☼	12/06/11 14:00	12/06/11 16:30	1

Client: Conestoga-Rovers & Associates, Inc.
Project/Site: 17324-T07, RACER Former MTM

TestAmerica Job ID: 240-6481-1

Client Sample ID: S-017324-120211-TP-197
Date Collected: 12/02/11 08:30
Date Received: 12/03/11 10:00

Lab Sample ID: 240-6481-5
Matrix: Solid
Percent Solids: 88.0

Method: 8260B - Volatile Organic Compounds (GC/MS)

Analyte	Result	Qualifier	RL	MDL	Unit	D	Prepared	Analyzed	Dil Fac
Acetone	**4.3**	**J B**	8.0	2.5	ug/Kg	☼	12/03/11 16:45	12/12/11 14:26	1
Benzene	2.0	U	2.0	0.092	ug/Kg	☼	12/03/11 16:45	12/12/11 14:26	1
Dichlorobromomethane	2.0	U	2.0	0.11	ug/Kg	☼	12/03/11 16:45	12/12/11 14:26	1
Bromoform	2.0	U	2.0	0.13	ug/Kg	☼	12/03/11 16:45	12/12/11 14:26	1
Bromomethane	2.0	U	2.0	0.22	ug/Kg	☼	12/03/11 16:45	12/12/11 14:26	1
2-Butanone (MEK)	8.0	U	8.0	0.56	ug/Kg	☼	12/03/11 16:45	12/12/11 14:26	1
Carbon disulfide	**0.40**	**J**	2.0	0.18	ug/Kg	☼	12/03/11 16:45	12/12/11 14:26	1
Carbon tetrachloride	2.0	U	2.0	0.15	ug/Kg	☼	12/03/11 16:45	12/12/11 14:26	1
Chlorobenzene	2.0	U	2.0	0.13	ug/Kg	☼	12/03/11 16:45	12/12/11 14:26	1
Chloroethane	2.0	U	2.0	0.34	ug/Kg	☼	12/03/11 16:45	12/12/11 14:26	1
Chloroform	2.0	U	2.0	0.12	ug/Kg	☼	12/03/11 16:45	12/12/11 14:26	1
Chloromethane	2.0	U	2.0	0.16	ug/Kg	☼	12/03/11 16:45	12/12/11 14:26	1
1,1-Dichloroethane	2.0	U	2.0	0.14	ug/Kg	☼	12/03/11 16:45	12/12/11 14:26	1
1,2-Dichloroethane	2.0	U	2.0	0.14	ug/Kg	☼	12/03/11 16:45	12/12/11 14:26	1
1,1-Dichloroethene	2.0	U	2.0	0.21	ug/Kg	☼	12/03/11 16:45	12/12/11 14:26	1
1,2-Dichloropropane	2.0	U	2.0	0.28	ug/Kg	☼	12/03/11 16:45	12/12/11 14:26	1
cis-1,3-Dichloropropene	2.0	U	2.0	0.14	ug/Kg	☼	12/03/11 16:45	12/12/11 14:26	1
trans-1,3-Dichloropropene	2.0	U	2.0	0.22	ug/Kg	☼	12/03/11 16:45	12/12/11 14:26	1
Ethylbenzene	2.0	U	2.0	0.10	ug/Kg	☼	12/03/11 16:45	12/12/11 14:26	1
2-Hexanone	8.0	U	8.0	0.25	ug/Kg	☼	12/03/11 16:45	12/12/11 14:26	1
Methylene Chloride	2.0	U	2.0	0.27	ug/Kg	☼	12/03/11 16:45	12/12/11 14:26	1
4-Methyl-2-pentanone (MIBK)	8.0	U	8.0	0.22	ug/Kg	☼	12/03/11 16:45	12/12/11 14:26	1
Styrene	2.0	U	2.0	0.060	ug/Kg	☼	12/03/11 16:45	12/12/11 14:26	1
1,1,2,2-Tetrachloroethane	2.0	U	2.0	0.14	ug/Kg	☼	12/03/11 16:45	12/12/11 14:26	1
Tetrachloroethene	2.0	U	2.0	0.21	ug/Kg	☼	12/03/11 16:45	12/12/11 14:26	1
Toluene	**0.23**	**J**	2.0	0.11	ug/Kg	☼	12/03/11 16:45	12/12/11 14:26	1
Trichloroethene	2.0	U	2.0	0.17	ug/Kg	☼	12/03/11 16:45	12/12/11 14:26	1
Vinyl chloride	2.0	U	2.0	0.16	ug/Kg	☼	12/03/11 16:45	12/12/11 14:26	1
Xylenes, Total	4.0	U	4.0	0.27	ug/Kg	☼	12/03/11 16:45	12/12/11 14:26	1
1,1,1-Trichloroethane	2.0	U	2.0	0.22	ug/Kg	☼	12/03/11 16:45	12/12/11 14:26	1
1,1,2-Trichloroethane	2.0	U	2.0	0.16	ug/Kg	☼	12/03/11 16:45	12/12/11 14:26	1
Cyclohexane	4.0	U *	4.0	0.13	ug/Kg	☼	12/03/11 16:45	12/12/11 14:26	1
1,2-Dibromo-3-Chloropropane	4.0	U	4.0	0.52	ug/Kg	☼	12/03/11 16:45	12/12/11 14:26	1
Ethylene Dibromide	2.0	U	2.0	0.20	ug/Kg	☼	12/03/11 16:45	12/12/11 14:26	1
Dichlorodifluoromethane	2.0	U	2.0	0.20	ug/Kg	☼	12/03/11 16:45	12/12/11 14:26	1
cis-1,2-Dichloroethene	2.0	U	2.0	0.14	ug/Kg	☼	12/03/11 16:45	12/12/11 14:26	1
trans-1,2-Dichloroethene	2.0	U *	2.0	0.16	ug/Kg	☼	12/03/11 16:45	12/12/11 14:26	1
Isopropylbenzene	2.0	U	2.0	0.064	ug/Kg	☼	12/03/11 16:45	12/12/11 14:26	1
Methyl acetate	4.0	U	4.0	0.56	ug/Kg	☼	12/03/11 16:45	12/12/11 14:26	1
Methyl tert-butyl ether	8.0	U	8.0	0.17	ug/Kg	☼	12/03/11 16:45	12/12/11 14:26	1
1,1,2-Trichloro-1,2,2-trifluoroethane	2.0	U	2.0	0.52	ug/Kg	☼	12/03/11 16:45	12/12/11 14:26	1
1,2,4-Trichlorobenzene	2.0	U	2.0	0.11	ug/Kg	☼	12/03/11 16:45	12/12/11 14:26	1
1,2-Dichlorobenzene	2.0	U	2.0	0.14	ug/Kg	☼	12/03/11 16:45	12/12/11 14:26	1
1,3-Dichlorobenzene	2.0	U	2.0	0.14	ug/Kg	☼	12/03/11 16:45	12/12/11 14:26	1
1,4-Dichlorobenzene	2.0	U	2.0	0.26	ug/Kg	☼	12/03/11 16:45	12/12/11 14:26	1
Trichlorofluoromethane	2.0	U	2.0	0.14	ug/Kg	☼	12/03/11 16:45	12/12/11 14:26	1
Chlorodibromomethane	2.0	U	2.0	0.22	ug/Kg	☼	12/03/11 16:45	12/12/11 14:26	1
Methylcyclohexane	4.0	U	4.0	0.12	ug/Kg	☼	12/03/11 16:45	12/12/11 14:26	1

Client: Conestoga-Rovers & Associates, Inc.
Project/Site: 17324-T07, RACER Former MTM

TestAmerica Job ID: 240-6481-1

Client Sample ID: S-017324-120211-TP-197
Date Collected: 12/02/11 08:30
Date Received: 12/03/11 10:00

Lab Sample ID: 240-6481-5
Matrix: Solid
Percent Solids: 88.0

Surrogate	%Recovery	Qualifier	Limits	Prepared	Analyzed	Dil Fac
1,2-Dichloroethane-d4 (Surr)	*107*		*58 - 123*	*12/03/11 16:45*	*12/12/11 14:26*	*1*
4-Bromofluorobenzene (Surr)	*120*		*52 - 136*	*12/03/11 16:45*	*12/12/11 14:26*	*1*
Toluene-d8 (Surr)	*113*		*67 - 125*	*12/03/11 16:45*	*12/12/11 14:26*	*1*
Dibromofluoromethane (Surr)	*102*		*37 - 132*	*12/03/11 16:45*	*12/12/11 14:26*	*1*

Method: 8270C - Semivolatile Organic Compounds (GC/MS)

Analyte	Result	Qualifier	RL	MDL	Unit	D	Prepared	Analyzed	Dil Fac
1,1'-Biphenyl	57	U	57	31	ug/Kg	☼	12/06/11 08:41	12/12/11 16:06	1
2,2'-oxybis[1-chloropropane]	110	U	110	11	ug/Kg	☼	12/06/11 08:41	12/12/11 16:06	1
2,4,5-Trichlorophenol	170	U	170	28	ug/Kg	☼	12/06/11 08:41	12/12/11 16:06	1
2,4,6-Trichlorophenol	170	U	170	91	ug/Kg	☼	12/06/11 08:41	12/12/11 16:06	1
2,4-Dichlorophenol	170	U	170	23	ug/Kg	☼	12/06/11 08:41	12/12/11 16:06	1
2,4-Dimethylphenol	170	U	170	23	ug/Kg	☼	12/06/11 08:41	12/12/11 16:06	1
2,4-Dinitrophenol	370	U	370	91	ug/Kg	☼	12/06/11 08:41	12/12/11 16:06	1
2,4-Dinitrotoluene	230	U	230	31	ug/Kg	☼	12/06/11 08:41	12/12/11 16:06	1
2,6-Dinitrotoluene	230	U	230	24	ug/Kg	☼	12/06/11 08:41	12/12/11 16:06	1
2-Chloronaphthalene	57	U	57	3.7	ug/Kg	☼	12/06/11 08:41	12/12/11 16:06	1
2-Chlorophenol	57	U	57	31	ug/Kg	☼	12/06/11 08:41	12/12/11 16:06	1
2-Methylnaphthalene	**4.7**	**J**	7.6	3.7	ug/Kg	☼	12/06/11 08:41	12/12/11 16:06	1
2-Methylphenol	230	U	230	91	ug/Kg	☼	12/06/11 08:41	12/12/11 16:06	1
2-Nitroaniline	230	U	230	10	ug/Kg	☼	12/06/11 08:41	12/12/11 16:06	1
2-Nitrophenol	57	U	57	31	ug/Kg	☼	12/06/11 08:41	12/12/11 16:06	1
3,3'-Dichlorobenzidine	110	U *	110	20	ug/Kg	☼	12/06/11 08:41	12/12/11 16:06	1
3-Nitroaniline	230	U	230	18	ug/Kg	☼	12/06/11 08:41	12/12/11 16:06	1
4,6-Dinitro-2-methylphenol	170	U	170	91	ug/Kg	☼	12/06/11 08:41	12/12/11 16:06	1
4-Bromophenyl phenyl ether	57	U	57	15	ug/Kg	☼	12/06/11 08:41	12/12/11 16:06	1
4-Chloro-3-methylphenol	170	U	170	24	ug/Kg	☼	12/06/11 08:41	12/12/11 16:06	1
4-Chloroaniline	170	U	170	19	ug/Kg	☼	12/06/11 08:41	12/12/11 16:06	1
4-Chlorophenyl phenyl ether	57	U	57	15	ug/Kg	☼	12/06/11 08:41	12/12/11 16:06	1
4-Nitroaniline	230	U	230	29	ug/Kg	☼	12/06/11 08:41	12/12/11 16:06	1
4-Nitrophenol	370	U	370	91	ug/Kg	☼	12/06/11 08:41	12/12/11 16:06	1
Acenaphthene	7.6	U	7.6	3.7	ug/Kg	☼	12/06/11 08:41	12/12/11 16:06	1
Acenaphthylene	7.6	U	7.6	3.7	ug/Kg	☼	12/06/11 08:41	12/12/11 16:06	1
Acetophenone	110	U	110	10	ug/Kg	☼	12/06/11 08:41	12/12/11 16:06	1
Anthracene	**22**		7.6	3.7	ug/Kg	☼	12/06/11 08:41	12/12/11 16:06	1
Atrazine	230	U	230	10	ug/Kg	☼	12/06/11 08:41	12/12/11 16:06	1
Benzaldehyde	110	U	110	14	ug/Kg	☼	12/06/11 08:41	12/12/11 16:06	1
Benzo[a]anthracene	**41**		7.6	3.7	ug/Kg	☼	12/06/11 08:41	12/12/11 16:06	1
Benzo[a]pyrene	**26**		7.6	3.7	ug/Kg	☼	12/06/11 08:41	12/12/11 16:06	1
Benzo[b]fluoranthene	**24**		7.6	3.7	ug/Kg	☼	12/06/11 08:41	12/12/11 16:06	1
Benzo[g,h,i]perylene	**20**		7.6	3.7	ug/Kg	☼	12/06/11 08:41	12/12/11 16:06	1
Benzo[k]fluoranthene	**8.5**		7.6	3.7	ug/Kg	☼	12/06/11 08:41	12/12/11 16:06	1
Bis(2-chloroethoxy)methane	110	U	110	25	ug/Kg	☼	12/06/11 08:41	12/12/11 16:06	1
Bis(2-chloroethyl)ether	110	U	110	2.3	ug/Kg	☼	12/06/11 08:41	12/12/11 16:06	1
Bis(2-ethylhexyl) phthalate	57	U	57	22	ug/Kg	☼	12/06/11 08:41	12/12/11 16:06	1
Butyl benzyl phthalate	57	U	57	11	ug/Kg	☼	12/06/11 08:41	12/12/11 16:06	1
Caprolactam	370	U	370	42	ug/Kg	☼	12/06/11 08:41	12/12/11 16:06	1
Carbazole	57	U	57	31	ug/Kg	☼	12/06/11 08:41	12/12/11 16:06	1
Chrysene	**57**		7.6	1.2	ug/Kg	☼	12/06/11 08:41	12/12/11 16:06	1
Dibenz(a,h)anthracene	7.6	U	7.6	3.7	ug/Kg	☼	12/06/11 08:41	12/12/11 16:06	1
Dibenzofuran	57	U	57	3.7	ug/Kg	☼	12/06/11 08:41	12/12/11 16:06	1

Client Sample ID: S-017324-120211-TP-197
Date Collected: 12/02/11 08:30
Date Received: 12/03/11 10:00

Lab Sample ID: 240-6481-5
Matrix: Solid
Percent Solids: 88.0

Method: 8270C - Semivolatile Organic Compounds (GC/MS) (Continued)

Analyte	Result	Qualifier	RL	MDL	Unit	D	Prepared	Analyzed	Dil Fac
Diethyl phthalate	57	U	57	18	ug/Kg	☼	12/06/11 08:41	12/12/11 16:06	1
Dimethyl phthalate	57	U	57	19	ug/Kg	☼	12/06/11 08:41	12/12/11 16:06	1
Di-n-butyl phthalate	57	U	57	17	ug/Kg	☼	12/06/11 08:41	12/12/11 16:06	1
Di-n-octyl phthalate	57	U	57	31	ug/Kg	☼	12/06/11 08:41	12/12/11 16:06	1
Fluoranthene	**52**		7.6	3.7	ug/Kg	☼	12/06/11 08:41	12/12/11 16:06	1
Fluorene	**9.2**		7.6	3.7	ug/Kg	☼	12/06/11 08:41	12/12/11 16:06	1
Hexachlorobenzene	7.6	U	7.6	2.4	ug/Kg	☼	12/06/11 08:41	12/12/11 16:06	1
Hexachlorobutadiene	57	U	57	31	ug/Kg	☼	12/06/11 08:41	12/12/11 16:06	1
Hexachlorocyclopentadiene	370	U	370	31	ug/Kg	☼	12/06/11 08:41	12/12/11 16:06	1
Hexachloroethane	57	U	57	10	ug/Kg	☼	12/06/11 08:41	12/12/11 16:06	1
Indeno[1,2,3-cd]pyrene	**9.5**		7.6	3.7	ug/Kg	☼	12/06/11 08:41	12/12/11 16:06	1
Isophorone	57	U	57	15	ug/Kg	☼	12/06/11 08:41	12/12/11 16:06	1
Naphthalene	7.6	U	7.6	3.7	ug/Kg	☼	12/06/11 08:41	12/12/11 16:06	1
Nitrobenzene	110	U	110	2.5	ug/Kg	☼	12/06/11 08:41	12/12/11 16:06	1
N-Nitrosodi-n-propylamine	57	U	57	31	ug/Kg	☼	12/06/11 08:41	12/12/11 16:06	1
N-Nitrosodiphenylamine	57	U	57	24	ug/Kg	☼	12/06/11 08:41	12/12/11 16:06	1
Pentachlorophenol	170	U	170	91	ug/Kg	☼	12/06/11 08:41	12/12/11 16:06	1
Phenol	57	U	57	31	ug/Kg	☼	12/06/11 08:41	12/12/11 16:06	1
Phenanthrene	**100**		7.6	3.7	ug/Kg	☼	12/06/11 08:41	12/12/11 16:06	1
Pyrene	**84**		7.6	3.7	ug/Kg	☼	12/06/11 08:41	12/12/11 16:06	1
3 & 4 Methylphenol	450	U	450	23	ug/Kg	☼	12/06/11 08:41	12/12/11 16:06	1

Surrogate	*%Recovery*	*Qualifier*	*Limits*	*Prepared*	*Analyzed*	*Dil Fac*
2-Fluorobiphenyl (Surr)	*50*		*34 - 110*	*12/06/11 08:41*	*12/12/11 16:06*	*1*
2-Fluorophenol (Surr)	*49*		*26 - 110*	*12/06/11 08:41*	*12/12/11 16:06*	*1*
2,4,6-Tribromophenol (Surr)	*36*		*10 - 118*	*12/06/11 08:41*	*12/12/11 16:06*	*1*
Nitrobenzene-d5 (Surr)	*44*		*24 - 112*	*12/06/11 08:41*	*12/12/11 16:06*	*1*
Phenol-d5 (Surr)	*49*		*28 - 110*	*12/06/11 08:41*	*12/12/11 16:06*	*1*
Terphenyl-d14 (Surr)	*69*		*41 - 119*	*12/06/11 08:41*	*12/12/11 16:06*	*1*

Method: 8082 - Polychlorinated Biphenyls (PCBs) by Gas Chromatography

Analyte	Result	Qualifier	RL	MDL	Unit	D	Prepared	Analyzed	Dil Fac
Aroclor-1016	37	U	37	24	ug/Kg	☼	12/08/11 08:24	12/13/11 03:47	1
Aroclor-1221	37	U	37	18	ug/Kg	☼	12/08/11 08:24	12/13/11 03:47	1
Aroclor-1232	37	U	37	16	ug/Kg	☼	12/08/11 08:24	12/13/11 03:47	1
Aroclor-1242	37	U	37	15	ug/Kg	☼	12/08/11 08:24	12/13/11 03:47	1
Aroclor-1248	37	U	37	19	ug/Kg	☼	12/08/11 08:24	12/13/11 03:47	1
Aroclor-1254	37	U	37	19	ug/Kg	☼	12/08/11 08:24	12/13/11 03:47	1
Aroclor-1260	37	U	37	19	ug/Kg	☼	12/08/11 08:24	12/13/11 03:47	1

Surrogate	*%Recovery*	*Qualifier*	*Limits*	*Prepared*	*Analyzed*	*Dil Fac*
Tetrachloro-m-xylene	*58*		*29 - 151*	*12/08/11 08:24*	*12/13/11 03:47*	*1*
DCB Decachlorobiphenyl	*57*		*14 - 163*	*12/08/11 08:24*	*12/13/11 03:47*	*1*

Method: 6010B - Metals (ICP)

Analyte	Result	Qualifier	RL	MDL	Unit	D	Prepared	Analyzed	Dil Fac
Aluminum	**6100**		18	8.5	mg/Kg	☼	12/06/11 10:25	12/08/11 17:43	1
Antimony	**0.68**	**J**	0.89	0.35	mg/Kg	☼	12/06/11 10:25	12/08/11 17:43	1
Barium	**50**	**B**	18	0.063	mg/Kg	☼	12/06/11 10:25	12/08/11 17:43	1
Beryllium	**0.24**	**J**	0.44	0.038	mg/Kg	☼	12/06/11 10:25	12/08/11 17:43	1
Calcium	**41000**	**B**	440	14	mg/Kg	☼	12/06/11 10:25	12/08/11 17:43	1

Client: Conestoga-Rovers & Associates, Inc.
Project/Site: 17324-T07, RACER Former MTM

TestAmerica Job ID: 240-6481-1

Client Sample ID: S-017324-120211-TP-197
Date Collected: 12/02/11 08:30
Date Received: 12/03/11 10:00

Lab Sample ID: 240-6481-5
Matrix: Solid
Percent Solids: 88.0

Method: 6010B - Metals (ICP) (Continued)

Analyte	Result	Qualifier	RL	MDL	Unit	D	Prepared	Analyzed	Dil Fac
Cadmium	0.14	J	0.18	0.032	mg/Kg	☼	12/06/11 10:25	12/08/11 17:43	1
Cobalt	5.8		4.4	0.14	mg/Kg	☼	12/06/11 10:25	12/08/11 17:43	1
Chromium	9.9		0.44	0.18	mg/Kg	☼	12/06/11 10:25	12/08/11 17:43	1
Copper	13		2.2	0.66	mg/Kg	☼	12/06/11 10:25	12/08/11 17:43	1
Iron	12000		8.9	4.3	mg/Kg	☼	12/06/11 10:25	12/08/11 17:43	1
Potassium	1500	B	440	5.5	mg/Kg	☼	12/06/11 10:25	12/08/11 17:43	1
Magnesium	39000	B	440	4.5	mg/Kg	☼	12/06/11 10:25	12/08/11 17:43	1
Manganese	260	B	1.3	0.066	mg/Kg	☼	12/06/11 10:25	12/08/11 17:43	1
Silver	0.44	U	0.44	0.089	mg/Kg	☼	12/06/11 10:25	12/08/11 17:43	1
Sodium	140	J	440	59	mg/Kg	☼	12/06/11 10:25	12/08/11 17:43	1
Nickel	15		3.5	0.24	mg/Kg	☼	12/06/11 10:25	12/08/11 17:43	1
Vanadium	14	B	4.4	0.11	mg/Kg	☼	12/06/11 10:25	12/08/11 17:43	1
Zinc	34		1.8	0.89	mg/Kg	☼	12/06/11 10:25	12/08/11 17:43	1
Arsenic	3.3		0.89	0.27	mg/Kg	☼	12/06/11 10:25	12/08/11 17:43	1
Lead	7.1		0.27	0.17	mg/Kg	☼	12/06/11 10:25	12/08/11 17:43	1
Selenium	0.44	U	0.44	0.40	mg/Kg	☼	12/06/11 10:25	12/08/11 17:43	1
Thallium	0.53	J	0.89	0.49	mg/Kg	☼	12/06/11 10:25	12/08/11 17:43	1

Method: 7471A - Mercury (CVAA)

Analyte	Result	Qualifier	RL	MDL	Unit	D	Prepared	Analyzed	Dil Fac
Mercury	0.019	J	0.058	0.0087	mg/Kg	☼	12/06/11 14:00	12/06/11 16:34	1

Client: Conestoga-Rovers & Associates, Inc.
Project/Site: 17324-T07, RACER Former MTM

TestAmerica Job ID: 240-6481-1

Client Sample ID: S-017324-120211-TP-198
Date Collected: 12/02/11 09:05
Date Received: 12/03/11 10:00

Lab Sample ID: 240-6481-6
Matrix: Solid
Percent Solids: 84.4

Method: 8260B - Volatile Organic Compounds (GC/MS)

Analyte	Result	Qualifier	RL	MDL	Unit	D	Prepared	Analyzed	Dil Fac
Acetone	**5.8**	**J B**	7.1	2.2	ug/Kg	☼	12/03/11 16:45	12/12/11 14:47	1
Benzene	1.8	U	1.8	0.082	ug/Kg	☼	12/03/11 16:45	12/12/11 14:47	1
Dichlorobromomethane	1.8	U	1.8	0.099	ug/Kg	☼	12/03/11 16:45	12/12/11 14:47	1
Bromoform	1.8	U	1.8	0.12	ug/Kg	☼	12/03/11 16:45	12/12/11 14:47	1
Bromomethane	1.8	U	1.8	0.19	ug/Kg	☼	12/03/11 16:45	12/12/11 14:47	1
2-Butanone (MEK)	**1.0**	**J**	7.1	0.50	ug/Kg	☼	12/03/11 16:45	12/12/11 14:47	1
Carbon disulfide	**0.39**	**J**	1.8	0.16	ug/Kg	☼	12/03/11 16:45	12/12/11 14:47	1
Carbon tetrachloride	1.8	U	1.8	0.13	ug/Kg	☼	12/03/11 16:45	12/12/11 14:47	1
Chlorobenzene	1.8	U	1.8	0.12	ug/Kg	☼	12/03/11 16:45	12/12/11 14:47	1
Chloroethane	1.8	U	1.8	0.30	ug/Kg	☼	12/03/11 16:45	12/12/11 14:47	1
Chloroform	1.8	U	1.8	0.10	ug/Kg	☼	12/03/11 16:45	12/12/11 14:47	1
Chloromethane	1.8	U	1.8	0.15	ug/Kg	☼	12/03/11 16:45	12/12/11 14:47	1
1,1-Dichloroethane	1.8	U	1.8	0.13	ug/Kg	☼	12/03/11 16:45	12/12/11 14:47	1
1,2-Dichloroethane	**0.28**	**J**	1.8	0.12	ug/Kg	☼	12/03/11 16:45	12/12/11 14:47	1
1,1-Dichloroethene	1.8	U	1.8	0.18	ug/Kg	☼	12/03/11 16:45	12/12/11 14:47	1
1,2-Dichloropropane	1.8	U	1.8	0.24	ug/Kg	☼	12/03/11 16:45	12/12/11 14:47	1
cis-1,3-Dichloropropene	1.8	U	1.8	0.12	ug/Kg	☼	12/03/11 16:45	12/12/11 14:47	1
trans-1,3-Dichloropropene	1.8	U	1.8	0.19	ug/Kg	☼	12/03/11 16:45	12/12/11 14:47	1
Ethylbenzene	1.8	U	1.8	0.092	ug/Kg	☼	12/03/11 16:45	12/12/11 14:47	1
2-Hexanone	7.1	U	7.1	0.22	ug/Kg	☼	12/03/11 16:45	12/12/11 14:47	1
Methylene Chloride	1.8	U	1.8	0.24	ug/Kg	☼	12/03/11 16:45	12/12/11 14:47	1
4-Methyl-2-pentanone (MIBK)	7.1	U	7.1	0.19	ug/Kg	☼	12/03/11 16:45	12/12/11 14:47	1
Styrene	1.8	U	1.8	0.053	ug/Kg	☼	12/03/11 16:45	12/12/11 14:47	1
1,1,2,2-Tetrachloroethane	1.8	U	1.8	0.12	ug/Kg	☼	12/03/11 16:45	12/12/11 14:47	1
Tetrachloroethene	1.8	U	1.8	0.18	ug/Kg	☼	12/03/11 16:45	12/12/11 14:47	1
Toluene	**0.38**	**J**	1.8	0.096	ug/Kg	☼	12/03/11 16:45	12/12/11 14:47	1
Trichloroethene	1.8	U	1.8	0.15	ug/Kg	☼	12/03/11 16:45	12/12/11 14:47	1
Vinyl chloride	1.8	U	1.8	0.14	ug/Kg	☼	12/03/11 16:45	12/12/11 14:47	1
Xylenes, Total	3.5	U	3.5	0.24	ug/Kg	☼	12/03/11 16:45	12/12/11 14:47	1
1,1,1-Trichloroethane	1.8	U	1.8	0.20	ug/Kg	☼	12/03/11 16:45	12/12/11 14:47	1
1,1,2-Trichloroethane	1.8	U	1.8	0.14	ug/Kg	☼	12/03/11 16:45	12/12/11 14:47	1
Cyclohexane	3.5	U *	3.5	0.12	ug/Kg	☼	12/03/11 16:45	12/12/11 14:47	1
1,2-Dibromo-3-Chloropropane	3.5	U	3.5	0.46	ug/Kg	☼	12/03/11 16:45	12/12/11 14:47	1
Ethylene Dibromide	1.8	U	1.8	0.18	ug/Kg	☼	12/03/11 16:45	12/12/11 14:47	1
Dichlorodifluoromethane	1.8	U	1.8	0.18	ug/Kg	☼	12/03/11 16:45	12/12/11 14:47	1
cis-1,2-Dichloroethene	1.8	U	1.8	0.13	ug/Kg	☼	12/03/11 16:45	12/12/11 14:47	1
trans-1,2-Dichloroethene	1.8	U *	1.8	0.15	ug/Kg	☼	12/03/11 16:45	12/12/11 14:47	1
Isopropylbenzene	1.8	U	1.8	0.057	ug/Kg	☼	12/03/11 16:45	12/12/11 14:47	1
Methyl acetate	**0.51**	**J**	3.5	0.50	ug/Kg	☼	12/03/11 16:45	12/12/11 14:47	1
Methyl tert-butyl ether	7.1	U	7.1	0.15	ug/Kg	☼	12/03/11 16:45	12/12/11 14:47	1
1,1,2-Trichloro-1,2,2-trifluoroethane	1.8	U	1.8	0.46	ug/Kg	☼	12/03/11 16:45	12/12/11 14:47	1
1,2,4-Trichlorobenzene	1.8	U	1.8	0.096	ug/Kg	☼	12/03/11 16:45	12/12/11 14:47	1
1,2-Dichlorobenzene	1.8	U	1.8	0.13	ug/Kg	☼	12/03/11 16:45	12/12/11 14:47	1
1,3-Dichlorobenzene	1.8	U	1.8	0.12	ug/Kg	☼	12/03/11 16:45	12/12/11 14:47	1
1,4-Dichlorobenzene	1.8	U	1.8	0.23	ug/Kg	☼	12/03/11 16:45	12/12/11 14:47	1
Trichlorofluoromethane	**1.5**	**J**	1.8	0.12	ug/Kg	☼	12/03/11 16:45	12/12/11 14:47	1
Chlorodibromomethane	1.8	U	1.8	0.20	ug/Kg	☼	12/03/11 16:45	12/12/11 14:47	1
Methylcyclohexane	3.5	U	3.5	0.11	ug/Kg	☼	12/03/11 16:45	12/12/11 14:47	1

Client: Conestoga-Rovers & Associates, Inc.
Project/Site: 17324-T07, RACER Former MTM

TestAmerica Job ID: 240-6481-1

Client Sample ID: S-017324-120211-TP-198
Date Collected: 12/02/11 09:05
Date Received: 12/03/11 10:00

Lab Sample ID: 240-6481-6
Matrix: Solid
Percent Solids: 84.4

Surrogate	%Recovery	Qualifier	Limits	Prepared	Analyzed	Dil Fac
1,2-Dichloroethane-d4 (Surr)	*97*		*58 - 123*	*12/03/11 16:45*	*12/12/11 14:47*	*1*
4-Bromofluorobenzene (Surr)	*108*		*52 - 136*	*12/03/11 16:45*	*12/12/11 14:47*	*1*
Toluene-d8 (Surr)	*108*		*67 - 125*	*12/03/11 16:45*	*12/12/11 14:47*	*1*
Dibromofluoromethane (Surr)	*97*		*37 - 132*	*12/03/11 16:45*	*12/12/11 14:47*	*1*

Method: 8270C - Semivolatile Organic Compounds (GC/MS)

Analyte	Result	Qualifier	RL	MDL	Unit	D	Prepared	Analyzed	Dil Fac
1,1'-Biphenyl	59	U	59	32	ug/Kg	☼	12/06/11 08:41	12/12/11 15:48	1
2,2'-oxybis[1-chloropropane]	120	U	120	11	ug/Kg	☼	12/06/11 08:41	12/12/11 15:48	1
2,4,5-Trichlorophenol	180	U	180	29	ug/Kg	☼	12/06/11 08:41	12/12/11 15:48	1
2,4,6-Trichlorophenol	180	U	180	94	ug/Kg	☼	12/06/11 08:41	12/12/11 15:48	1
2,4-Dichlorophenol	180	U	180	24	ug/Kg	☼	12/06/11 08:41	12/12/11 15:48	1
2,4-Dimethylphenol	180	U	180	24	ug/Kg	☼	12/06/11 08:41	12/12/11 15:48	1
2,4-Dinitrophenol	390	U	390	94	ug/Kg	☼	12/06/11 08:41	12/12/11 15:48	1
2,4-Dinitrotoluene	240	U	240	32	ug/Kg	☼	12/06/11 08:41	12/12/11 15:48	1
2,6-Dinitrotoluene	240	U	240	25	ug/Kg	☼	12/06/11 08:41	12/12/11 15:48	1
2-Chloronaphthalene	59	U	59	3.9	ug/Kg	☼	12/06/11 08:41	12/12/11 15:48	1
2-Chlorophenol	59	U	59	32	ug/Kg	☼	12/06/11 08:41	12/12/11 15:48	1
2-Methylnaphthalene	**190**		7.9	3.9	ug/Kg	☼	12/06/11 08:41	12/12/11 15:48	1
2-Methylphenol	240	U	240	94	ug/Kg	☼	12/06/11 08:41	12/12/11 15:48	1
2-Nitroaniline	240	U	240	11	ug/Kg	☼	12/06/11 08:41	12/12/11 15:48	1
2-Nitrophenol	59	U	59	32	ug/Kg	☼	12/06/11 08:41	12/12/11 15:48	1
3,3'-Dichlorobenzidine	120	U *	120	21	ug/Kg	☼	12/06/11 08:41	12/12/11 15:48	1
3-Nitroaniline	240	U	240	19	ug/Kg	☼	12/06/11 08:41	12/12/11 15:48	1
4,6-Dinitro-2-methylphenol	180	U	180	94	ug/Kg	☼	12/06/11 08:41	12/12/11 15:48	1
4-Bromophenyl phenyl ether	59	U	59	15	ug/Kg	☼	12/06/11 08:41	12/12/11 15:48	1
4-Chloro-3-methylphenol	180	U	180	25	ug/Kg	☼	12/06/11 08:41	12/12/11 15:48	1
4-Chloroaniline	180	U	180	20	ug/Kg	☼	12/06/11 08:41	12/12/11 15:48	1
4-Chlorophenyl phenyl ether	59	U	59	15	ug/Kg	☼	12/06/11 08:41	12/12/11 15:48	1
4-Nitroaniline	240	U	240	31	ug/Kg	☼	12/06/11 08:41	12/12/11 15:48	1
4-Nitrophenol	390	U	390	94	ug/Kg	☼	12/06/11 08:41	12/12/11 15:48	1
Acenaphthene	7.9	U	7.9	3.9	ug/Kg	☼	12/06/11 08:41	12/12/11 15:48	1
Acenaphthylene	**18**		7.9	3.9	ug/Kg	☼	12/06/11 08:41	12/12/11 15:48	1
Acetophenone	120	U	120	11	ug/Kg	☼	12/06/11 08:41	12/12/11 15:48	1
Anthracene	**27**		7.9	3.9	ug/Kg	☼	12/06/11 08:41	12/12/11 15:48	1
Atrazine	240	U	240	11	ug/Kg	☼	12/06/11 08:41	12/12/11 15:48	1
Benzaldehyde	120	U	120	14	ug/Kg	☼	12/06/11 08:41	12/12/11 15:48	1
Benzo[a]anthracene	**110**		7.9	3.9	ug/Kg	☼	12/06/11 08:41	12/12/11 15:48	1
Benzo[a]pyrene	**100**		7.9	3.9	ug/Kg	☼	12/06/11 08:41	12/12/11 15:48	1
Benzo[b]fluoranthene	**140**		7.9	3.9	ug/Kg	☼	12/06/11 08:41	12/12/11 15:48	1
Benzo[g,h,i]perylene	**78**		7.9	3.9	ug/Kg	☼	12/06/11 08:41	12/12/11 15:48	1
Benzo[k]fluoranthene	**38**		7.9	3.9	ug/Kg	☼	12/06/11 08:41	12/12/11 15:48	1
Bis(2-chloroethoxy)methane	120	U	120	26	ug/Kg	☼	12/06/11 08:41	12/12/11 15:48	1
Bis(2-chloroethyl)ether	120	U	120	2.4	ug/Kg	☼	12/06/11 08:41	12/12/11 15:48	1
Bis(2-ethylhexyl) phthalate	**38**	**J**	59	22	ug/Kg	☼	12/06/11 08:41	12/12/11 15:48	1
Butyl benzyl phthalate	59	U	59	12	ug/Kg	☼	12/06/11 08:41	12/12/11 15:48	1
Caprolactam	390	U	390	44	ug/Kg	☼	12/06/11 08:41	12/12/11 15:48	1
Carbazole	59	U	59	32	ug/Kg	☼	12/06/11 08:41	12/12/11 15:48	1
Chrysene	**120**		7.9	1.3	ug/Kg	☼	12/06/11 08:41	12/12/11 15:48	1
Dibenz(a,h)anthracene	**20**		7.9	3.9	ug/Kg	☼	12/06/11 08:41	12/12/11 15:48	1
Dibenzofuran	**39**	**J**	59	3.9	ug/Kg	☼	12/06/11 08:41	12/12/11 15:48	1

Client Sample ID: S-017324-120211-TP-198
Date Collected: 12/02/11 09:05
Date Received: 12/03/11 10:00

Lab Sample ID: 240-6481-6
Matrix: Solid
Percent Solids: 84.4

Method: 8270C - Semivolatile Organic Compounds (GC/MS) (Continued)

Analyte	Result	Qualifier	RL	MDL	Unit	D	Prepared	Analyzed	Dil Fac
Diethyl phthalate	59	U	59	19	ug/Kg	☼	12/06/11 08:41	12/12/11 15:48	1
Dimethyl phthalate	59	U	59	20	ug/Kg	☼	12/06/11 08:41	12/12/11 15:48	1
Di-n-butyl phthalate	59	U	59	18	ug/Kg	☼	12/06/11 08:41	12/12/11 15:48	1
Di-n-octyl phthalate	59	U	59	32	ug/Kg	☼	12/06/11 08:41	12/12/11 15:48	1
Fluoranthene	**160**		7.9	3.9	ug/Kg	☼	12/06/11 08:41	12/12/11 15:48	1
Fluorene	**11**		7.9	3.9	ug/Kg	☼	12/06/11 08:41	12/12/11 15:48	1
Hexachlorobenzene	7.9	U	7.9	2.5	ug/Kg	☼	12/06/11 08:41	12/12/11 15:48	1
Hexachlorobutadiene	59	U	59	32	ug/Kg	☼	12/06/11 08:41	12/12/11 15:48	1
Hexachlorocyclopentadiene	390	U	390	32	ug/Kg	☼	12/06/11 08:41	12/12/11 15:48	1
Hexachloroethane	59	U	59	11	ug/Kg	☼	12/06/11 08:41	12/12/11 15:48	1
Indeno[1,2,3-cd]pyrene	**62**		7.9	3.9	ug/Kg	☼	12/06/11 08:41	12/12/11 15:48	1
Isophorone	59	U	59	15	ug/Kg	☼	12/06/11 08:41	12/12/11 15:48	1
Naphthalene	**100**		7.9	3.9	ug/Kg	☼	12/06/11 08:41	12/12/11 15:48	1
Nitrobenzene	120	U	120	2.6	ug/Kg	☼	12/06/11 08:41	12/12/11 15:48	1
N-Nitrosodi-n-propylamine	59	U	59	32	ug/Kg	☼	12/06/11 08:41	12/12/11 15:48	1
N-Nitrosodiphenylamine	59	U	59	25	ug/Kg	☼	12/06/11 08:41	12/12/11 15:48	1
Pentachlorophenol	180	U	180	94	ug/Kg	☼	12/06/11 08:41	12/12/11 15:48	1
Phenol	59	U	59	32	ug/Kg	☼	12/06/11 08:41	12/12/11 15:48	1
Phenanthrene	**160**		7.9	3.9	ug/Kg	☼	12/06/11 08:41	12/12/11 15:48	1
Pyrene	**150**		7.9	3.9	ug/Kg	☼	12/06/11 08:41	12/12/11 15:48	1
3 & 4 Methylphenol	470	U	470	24	ug/Kg	☼	12/06/11 08:41	12/12/11 15:48	1

Surrogate	*%Recovery*	*Qualifier*	*Limits*	*Prepared*	*Analyzed*	*Dil Fac*
2-Fluorobiphenyl (Surr)	*55*		*34 - 110*	*12/06/11 08:41*	*12/12/11 15:48*	*1*
2-Fluorophenol (Surr)	*55*		*26 - 110*	*12/06/11 08:41*	*12/12/11 15:48*	*1*
2,4,6-Tribromophenol (Surr)	*46*		*10 - 118*	*12/06/11 08:41*	*12/12/11 15:48*	*1*
Nitrobenzene-d5 (Surr)	*51*		*24 - 112*	*12/06/11 08:41*	*12/12/11 15:48*	*1*
Phenol-d5 (Surr)	*57*		*28 - 110*	*12/06/11 08:41*	*12/12/11 15:48*	*1*
Terphenyl-d14 (Surr)	*73*		*41 - 119*	*12/06/11 08:41*	*12/12/11 15:48*	*1*

Method: 8082 - Polychlorinated Biphenyls (PCBs) by Gas Chromatography

Analyte	Result	Qualifier	RL	MDL	Unit	D	Prepared	Analyzed	Dil Fac
Aroclor-1016	39	U	39	25	ug/Kg	☼	12/08/11 08:24	12/13/11 04:02	1
Aroclor-1221	39	U	39	19	ug/Kg	☼	12/08/11 08:24	12/13/11 04:02	1
Aroclor-1232	39	U	39	17	ug/Kg	☼	12/08/11 08:24	12/13/11 04:02	1
Aroclor-1242	39	U	39	15	ug/Kg	☼	12/08/11 08:24	12/13/11 04:02	1
Aroclor-1248	39	U	39	20	ug/Kg	☼	12/08/11 08:24	12/13/11 04:02	1
Aroclor-1254	39	U	39	20	ug/Kg	☼	12/08/11 08:24	12/13/11 04:02	1
Aroclor-1260	39	U	39	20	ug/Kg	☼	12/08/11 08:24	12/13/11 04:02	1

Surrogate	*%Recovery*	*Qualifier*	*Limits*	*Prepared*	*Analyzed*	*Dil Fac*
Tetrachloro-m-xylene	*66*		*29 - 151*	*12/08/11 08:24*	*12/13/11 04:02*	*1*
DCB Decachlorobiphenyl	*61*		*14 - 163*	*12/08/11 08:24*	*12/13/11 04:02*	*1*

Method: 6010B - Metals (ICP)

Analyte	Result	Qualifier	RL	MDL	Unit	D	Prepared	Analyzed	Dil Fac
Aluminum	**8400**		20	9.5	mg/Kg	☼	12/06/11 10:25	12/08/11 17:49	1
Antimony	**1.1**		0.99	0.39	mg/Kg	☼	12/06/11 10:25	12/08/11 17:49	1
Barium	**93**	**B**	20	0.070	mg/Kg	☼	12/06/11 10:25	12/08/11 17:49	1
Beryllium	**0.57**		0.49	0.042	mg/Kg	☼	12/06/11 10:25	12/08/11 17:49	1
Calcium	**29000**	**B**	490	16	mg/Kg	☼	12/06/11 10:25	12/08/11 17:49	1

Client: Conestoga-Rovers & Associates, Inc.
Project/Site: 17324-T07, RACER Former MTM

TestAmerica Job ID: 240-6481-1

Client Sample ID: S-017324-120211-TP-198
Date Collected: 12/02/11 09:05
Date Received: 12/03/11 10:00

Lab Sample ID: 240-6481-6
Matrix: Solid
Percent Solids: 84.4

Method: 6010B - Metals (ICP) (Continued)

Analyte	Result	Qualifier	RL	MDL	Unit	D	Prepared	Analyzed	Dil Fac
Cadmium	0.29		0.20	0.036	mg/Kg	☼	12/06/11 10:25	12/08/11 17:49	1
Cobalt	8.8		4.9	0.16	mg/Kg	☼	12/06/11 10:25	12/08/11 17:49	1
Chromium	13		0.49	0.20	mg/Kg	☼	12/06/11 10:25	12/08/11 17:49	1
Copper	31		2.5	0.73	mg/Kg	☼	12/06/11 10:25	12/08/11 17:49	1
Iron	19000		9.9	4.8	mg/Kg	☼	12/06/11 10:25	12/08/11 17:49	1
Potassium	740	B	490	6.1	mg/Kg	☼	12/06/11 10:25	12/08/11 17:49	1
Magnesium	13000	B	490	5.0	mg/Kg	☼	12/06/11 10:25	12/08/11 17:49	1
Manganese	590	B	1.5	0.073	mg/Kg	☼	12/06/11 10:25	12/08/11 17:49	1
Silver	0.49	U	0.49	0.099	mg/Kg	☼	12/06/11 10:25	12/08/11 17:49	1
Sodium	110	J	490	65	mg/Kg	☼	12/06/11 10:25	12/08/11 17:49	1
Nickel	16		4.0	0.27	mg/Kg	☼	12/06/11 10:25	12/08/11 17:49	1
Vanadium	23	B	4.9	0.12	mg/Kg	☼	12/06/11 10:25	12/08/11 17:49	1
Zinc	61		2.0	0.99	mg/Kg	☼	12/06/11 10:25	12/08/11 17:49	1
Arsenic	9.0		0.99	0.30	mg/Kg	☼	12/06/11 10:25	12/08/11 17:49	1
Lead	60		0.30	0.19	mg/Kg	☼	12/06/11 10:25	12/08/11 17:49	1
Selenium	0.49	U	0.49	0.44	mg/Kg	☼	12/06/11 10:25	12/08/11 17:49	1
Thallium	1.4		0.99	0.54	mg/Kg	☼	12/06/11 10:25	12/08/11 17:49	1

Method: 7471A - Mercury (CVAA)

Analyte	Result	Qualifier	RL	MDL	Unit	D	Prepared	Analyzed	Dil Fac
Mercury	0.078	J	0.083	0.012	mg/Kg	☼	12/06/11 14:00	12/06/11 16:35	1

Client: Conestoga-Rovers & Associates, Inc.
Project/Site: 17324-T07, RACER Former MTM

TestAmerica Job ID: 240-6481-1

Client Sample ID: S-017324-120211-TP-199
Date Collected: 12/02/11 09:15
Date Received: 12/03/11 10:00

Lab Sample ID: 240-6481-7
Matrix: Solid
Percent Solids: 86.5

Method: 8260B - Volatile Organic Compounds (GC/MS)

Analyte	Result	Qualifier	RL	MDL	Unit	D	Prepared	Analyzed	Dil Fac
Acetone	7.7	U	7.7	2.4	ug/Kg	☼	12/03/11 16:45	12/09/11 14:15	1
Benzene	1.9	U	1.9	0.088	ug/Kg	☼	12/03/11 16:45	12/09/11 14:15	1
Dichlorobromomethane	1.9	U	1.9	0.11	ug/Kg	☼	12/03/11 16:45	12/09/11 14:15	1
Bromoform	1.9	U	1.9	0.13	ug/Kg	☼	12/03/11 16:45	12/09/11 14:15	1
Bromomethane	1.9	U	1.9	0.21	ug/Kg	☼	12/03/11 16:45	12/09/11 14:15	1
2-Butanone (MEK)	7.7	U	7.7	0.54	ug/Kg	☼	12/03/11 16:45	12/09/11 14:15	1
Carbon disulfide	1.9	U	1.9	0.17	ug/Kg	☼	12/03/11 16:45	12/09/11 14:15	1
Carbon tetrachloride	1.9	U	1.9	0.14	ug/Kg	☼	12/03/11 16:45	12/09/11 14:15	1
Chlorobenzene	1.9	U	1.9	0.13	ug/Kg	☼	12/03/11 16:45	12/09/11 14:15	1
Chloroethane	1.9	U	1.9	0.33	ug/Kg	☼	12/03/11 16:45	12/09/11 14:15	1
Chloroform	1.9	U	1.9	0.11	ug/Kg	☼	12/03/11 16:45	12/09/11 14:15	1
Chloromethane	1.9	U	1.9	0.16	ug/Kg	☼	12/03/11 16:45	12/09/11 14:15	1
1,1-Dichloroethane	**0.16**	**J**	1.9	0.14	ug/Kg	☼	12/03/11 16:45	12/09/11 14:15	1
1,2-Dichloroethane	**0.13**	**J**	1.9	0.13	ug/Kg	☼	12/03/11 16:45	12/09/11 14:15	1
1,1-Dichloroethene	1.9	U	1.9	0.20	ug/Kg	☼	12/03/11 16:45	12/09/11 14:15	1
1,2-Dichloropropane	1.9	U	1.9	0.26	ug/Kg	☼	12/03/11 16:45	12/09/11 14:15	1
cis-1,3-Dichloropropene	1.9	U	1.9	0.13	ug/Kg	☼	12/03/11 16:45	12/09/11 14:15	1
trans-1,3-Dichloropropene	1.9	U	1.9	0.21	ug/Kg	☼	12/03/11 16:45	12/09/11 14:15	1
Ethylbenzene	1.9	U	1.9	0.10	ug/Kg	☼	12/03/11 16:45	12/09/11 14:15	1
2-Hexanone	7.7	U	7.7	0.24	ug/Kg	☼	12/03/11 16:45	12/09/11 14:15	1
Methylene Chloride	1.9	U	1.9	0.26	ug/Kg	☼	12/03/11 16:45	12/09/11 14:15	1
4-Methyl-2-pentanone (MIBK)	7.7	U	7.7	0.21	ug/Kg	☼	12/03/11 16:45	12/09/11 14:15	1
Styrene	1.9	U	1.9	0.058	ug/Kg	☼	12/03/11 16:45	12/09/11 14:15	1
1,1,2,2-Tetrachloroethane	1.9	U	1.9	0.13	ug/Kg	☼	12/03/11 16:45	12/09/11 14:15	1
Tetrachloroethene	1.9	U	1.9	0.20	ug/Kg	☼	12/03/11 16:45	12/09/11 14:15	1
Toluene	**0.15**	**J**	1.9	0.10	ug/Kg	☼	12/03/11 16:45	12/09/11 14:15	1
Trichloroethene	**19**		1.9	0.16	ug/Kg	☼	12/03/11 16:45	12/09/11 14:15	1
Vinyl chloride	1.9	U	1.9	0.15	ug/Kg	☼	12/03/11 16:45	12/09/11 14:15	1
Xylenes, Total	3.8	U	3.8	0.26	ug/Kg	☼	12/03/11 16:45	12/09/11 14:15	1
1,1,1-Trichloroethane	1.9	U	1.9	0.22	ug/Kg	☼	12/03/11 16:45	12/09/11 14:15	1
1,1,2-Trichloroethane	1.9	U	1.9	0.15	ug/Kg	☼	12/03/11 16:45	12/09/11 14:15	1
Cyclohexane	3.8	U	3.8	0.13	ug/Kg	☼	12/03/11 16:45	12/09/11 14:15	1
1,2-Dibromo-3-Chloropropane	3.8	U	3.8	0.50	ug/Kg	☼	12/03/11 16:45	12/09/11 14:15	1
Ethylene Dibromide	1.9	U	1.9	0.19	ug/Kg	☼	12/03/11 16:45	12/09/11 14:15	1
Dichlorodifluoromethane	1.9	U	1.9	0.19	ug/Kg	☼	12/03/11 16:45	12/09/11 14:15	1
cis-1,2-Dichloroethene	1.9	U	1.9	0.14	ug/Kg	☼	12/03/11 16:45	12/09/11 14:15	1
trans-1,2-Dichloroethene	1.9	U	1.9	0.16	ug/Kg	☼	12/03/11 16:45	12/09/11 14:15	1
Isopropylbenzene	1.9	U	1.9	0.061	ug/Kg	☼	12/03/11 16:45	12/09/11 14:15	1
Methyl acetate	3.8	U	3.8	0.54	ug/Kg	☼	12/03/11 16:45	12/09/11 14:15	1
Methyl tert-butyl ether	7.7	U	7.7	0.17	ug/Kg	☼	12/03/11 16:45	12/09/11 14:15	1
1,1,2-Trichloro-1,2,2-trifluoroethane	1.9	U	1.9	0.50	ug/Kg	☼	12/03/11 16:45	12/09/11 14:15	1
1,2,4-Trichlorobenzene	1.9	U	1.9	0.10	ug/Kg	☼	12/03/11 16:45	12/09/11 14:15	1
1,2-Dichlorobenzene	1.9	U	1.9	0.14	ug/Kg	☼	12/03/11 16:45	12/09/11 14:15	1
1,3-Dichlorobenzene	1.9	U	1.9	0.13	ug/Kg	☼	12/03/11 16:45	12/09/11 14:15	1
1,4-Dichlorobenzene	1.9	U	1.9	0.25	ug/Kg	☼	12/03/11 16:45	12/09/11 14:15	1
Trichlorofluoromethane	1.9	U	1.9	0.13	ug/Kg	☼	12/03/11 16:45	12/09/11 14:15	1
Chlorodibromomethane	1.9	U	1.9	0.21	ug/Kg	☼	12/03/11 16:45	12/09/11 14:15	1
Methylcyclohexane	3.8	U	3.8	0.12	ug/Kg	☼	12/03/11 16:45	12/09/11 14:15	1

Client: Conestoga-Rovers & Associates, Inc.
Project/Site: 17324-T07, RACER Former MTM

TestAmerica Job ID: 240-6481-1

Client Sample ID: S-017324-120211-TP-199
Date Collected: 12/02/11 09:15
Date Received: 12/03/11 10:00

Lab Sample ID: 240-6481-7
Matrix: Solid
Percent Solids: 86.5

Surrogate	%Recovery	Qualifier	Limits	Prepared	Analyzed	Dil Fac
1,2-Dichloroethane-d4 (Surr)	*109*		*58 - 123*	*12/03/11 16:45*	*12/09/11 14:15*	*1*
4-Bromofluorobenzene (Surr)	*106*		*52 - 136*	*12/03/11 16:45*	*12/09/11 14:15*	*1*
Toluene-d8 (Surr)	*107*		*67 - 125*	*12/03/11 16:45*	*12/09/11 14:15*	*1*
Dibromofluoromethane (Surr)	*93*		*37 - 132*	*12/03/11 16:45*	*12/09/11 14:15*	*1*

Method: 8270C - Semivolatile Organic Compounds (GC/MS)

Analyte	Result	Qualifier	RL	MDL	Unit	D	Prepared	Analyzed	Dil Fac
1,1'-Biphenyl	57	U	57	31	ug/Kg	☼	12/07/11 10:46	12/15/11 19:21	1
2,2'-oxybis[1-chloropropane]	110	U	110	11	ug/Kg	☼	12/07/11 10:46	12/15/11 19:21	1
2,4,5-Trichlorophenol	170	U	170	29	ug/Kg	☼	12/07/11 10:46	12/15/11 19:21	1
2,4,6-Trichlorophenol	170	U	170	92	ug/Kg	☼	12/07/11 10:46	12/15/11 19:21	1
2,4-Dichlorophenol	170	U	170	23	ug/Kg	☼	12/07/11 10:46	12/15/11 19:21	1
2,4-Dimethylphenol	170	U	170	23	ug/Kg	☼	12/07/11 10:46	12/15/11 19:21	1
2,4-Dinitrophenol	380	U	380	92	ug/Kg	☼	12/07/11 10:46	12/15/11 19:21	1
2,4-Dinitrotoluene	230	U	230	31	ug/Kg	☼	12/07/11 10:46	12/15/11 19:21	1
2,6-Dinitrotoluene	230	U	230	24	ug/Kg	☼	12/07/11 10:46	12/15/11 19:21	1
2-Chloronaphthalene	57	U	57	3.8	ug/Kg	☼	12/07/11 10:46	12/15/11 19:21	1
2-Chlorophenol	57	U	57	31	ug/Kg	☼	12/07/11 10:46	12/15/11 19:21	1
2-Methylnaphthalene	7.7	U	7.7	3.8	ug/Kg	☼	12/07/11 10:46	12/15/11 19:21	1
2-Methylphenol	230	U	230	92	ug/Kg	☼	12/07/11 10:46	12/15/11 19:21	1
2-Nitroaniline	230	U	230	10	ug/Kg	☼	12/07/11 10:46	12/15/11 19:21	1
2-Nitrophenol	57	U	57	31	ug/Kg	☼	12/07/11 10:46	12/15/11 19:21	1
3,3'-Dichlorobenzidine	110	U	110	21	ug/Kg	☼	12/07/11 10:46	12/15/11 19:21	1
3-Nitroaniline	230	U	230	18	ug/Kg	☼	12/07/11 10:46	12/15/11 19:21	1
4,6-Dinitro-2-methylphenol	170	U	170	92	ug/Kg	☼	12/07/11 10:46	12/15/11 19:21	1
4-Bromophenyl phenyl ether	57	U	57	15	ug/Kg	☼	12/07/11 10:46	12/15/11 19:21	1
4-Chloro-3-methylphenol	170	U	170	24	ug/Kg	☼	12/07/11 10:46	12/15/11 19:21	1
4-Chloroaniline	170	U	170	20	ug/Kg	☼	12/07/11 10:46	12/15/11 19:21	1
4-Chlorophenyl phenyl ether	57	U	57	15	ug/Kg	☼	12/07/11 10:46	12/15/11 19:21	1
4-Nitroaniline	230	U	230	30	ug/Kg	☼	12/07/11 10:46	12/15/11 19:21	1
4-Nitrophenol	380	U	380	92	ug/Kg	☼	12/07/11 10:46	12/15/11 19:21	1
Acenaphthene	7.7	U	7.7	3.8	ug/Kg	☼	12/07/11 10:46	12/15/11 19:21	1
Acenaphthylene	7.7	U	7.7	3.8	ug/Kg	☼	12/07/11 10:46	12/15/11 19:21	1
Acetophenone	110	U	110	11	ug/Kg	☼	12/07/11 10:46	12/15/11 19:21	1
Anthracene	7.7	U	7.7	3.8	ug/Kg	☼	12/07/11 10:46	12/15/11 19:21	1
Atrazine	230	U	230	10	ug/Kg	☼	12/07/11 10:46	12/15/11 19:21	1
Benzaldehyde	110	U	110	14	ug/Kg	☼	12/07/11 10:46	12/15/11 19:21	1
Benzo[a]anthracene	7.7	U	7.7	3.8	ug/Kg	☼	12/07/11 10:46	12/15/11 19:21	1
Benzo[a]pyrene	7.7	U	7.7	3.8	ug/Kg	☼	12/07/11 10:46	12/15/11 19:21	1
Benzo[b]fluoranthene	7.7	U	7.7	3.8	ug/Kg	☼	12/07/11 10:46	12/15/11 19:21	1
Benzo[g,h,i]perylene	7.7	U	7.7	3.8	ug/Kg	☼	12/07/11 10:46	12/15/11 19:21	1
Benzo[k]fluoranthene	7.7	U	7.7	3.8	ug/Kg	☼	12/07/11 10:46	12/15/11 19:21	1
Bis(2-chloroethoxy)methane	110	U	110	25	ug/Kg	☼	12/07/11 10:46	12/15/11 19:21	1
Bis(2-chloroethyl)ether	110	U	110	2.3	ug/Kg	☼	12/07/11 10:46	12/15/11 19:21	1
Bis(2-ethylhexyl) phthalate	57	U	57	22	ug/Kg	☼	12/07/11 10:46	12/15/11 19:21	1
Butyl benzyl phthalate	57	U	57	11	ug/Kg	☼	12/07/11 10:46	12/15/11 19:21	1
Caprolactam	380	U	380	43	ug/Kg	☼	12/07/11 10:46	12/15/11 19:21	1
Carbazole	57	U	57	31	ug/Kg	☼	12/07/11 10:46	12/15/11 19:21	1
Chrysene	7.7	U	7.7	1.3	ug/Kg	☼	12/07/11 10:46	12/15/11 19:21	1
Dibenz(a,h)anthracene	7.7	U	7.7	3.8	ug/Kg	☼	12/07/11 10:46	12/15/11 19:21	1
Dibenzofuran	57	U	57	3.8	ug/Kg	☼	12/07/11 10:46	12/15/11 19:21	1

Client Sample ID: S-017324-120211-TP-199
Date Collected: 12/02/11 09:15
Date Received: 12/03/11 10:00

Lab Sample ID: 240-6481-7
Matrix: Solid
Percent Solids: 86.5

Method: 8270C - Semivolatile Organic Compounds (GC/MS) (Continued)

Analyte	Result	Qualifier	RL	MDL	Unit	D	Prepared	Analyzed	Dil Fac
Diethyl phthalate	57	U	57	18	ug/Kg	☼	12/07/11 10:46	12/15/11 19:21	1
Dimethyl phthalate	57	U	57	20	ug/Kg	☼	12/07/11 10:46	12/15/11 19:21	1
Di-n-butyl phthalate	57	U	57	17	ug/Kg	☼	12/07/11 10:46	12/15/11 19:21	1
Di-n-octyl phthalate	57	U	57	31	ug/Kg	☼	12/07/11 10:46	12/15/11 19:21	1
Fluoranthene	7.7	U	7.7	3.8	ug/Kg	☼	12/07/11 10:46	12/15/11 19:21	1
Fluorene	7.7	U	7.7	3.8	ug/Kg	☼	12/07/11 10:46	12/15/11 19:21	1
Hexachlorobenzene	7.7	U	7.7	2.4	ug/Kg	☼	12/07/11 10:46	12/15/11 19:21	1
Hexachlorobutadiene	57	U	57	31	ug/Kg	☼	12/07/11 10:46	12/15/11 19:21	1
Hexachlorocyclopentadiene	380	U	380	31	ug/Kg	☼	12/07/11 10:46	12/15/11 19:21	1
Hexachloroethane	57	U	57	10	ug/Kg	☼	12/07/11 10:46	12/15/11 19:21	1
Indeno[1,2,3-cd]pyrene	7.7	U	7.7	3.8	ug/Kg	☼	12/07/11 10:46	12/15/11 19:21	1
Isophorone	57	U	57	15	ug/Kg	☼	12/07/11 10:46	12/15/11 19:21	1
Naphthalene	7.7	U	7.7	3.8	ug/Kg	☼	12/07/11 10:46	12/15/11 19:21	1
Nitrobenzene	110	U	110	2.5	ug/Kg	☼	12/07/11 10:46	12/15/11 19:21	1
N-Nitrosodi-n-propylamine	57	U	57	31	ug/Kg	☼	12/07/11 10:46	12/15/11 19:21	1
N-Nitrosodiphenylamine	57	U	57	24	ug/Kg	☼	12/07/11 10:46	12/15/11 19:21	1
Pentachlorophenol	170	U	170	92	ug/Kg	☼	12/07/11 10:46	12/15/11 19:21	1
Phenol	57	U	57	31	ug/Kg	☼	12/07/11 10:46	12/15/11 19:21	1
Phenanthrene	7.7	U	7.7	3.8	ug/Kg	☼	12/07/11 10:46	12/15/11 19:21	1
Pyrene	7.7	U	7.7	3.8	ug/Kg	☼	12/07/11 10:46	12/15/11 19:21	1
3 & 4 Methylphenol	460	U	460	23	ug/Kg	☼	12/07/11 10:46	12/15/11 19:21	1

Surrogate	*%Recovery*	*Qualifier*	*Limits*	*Prepared*	*Analyzed*	*Dil Fac*
2-Fluorobiphenyl (Surr)	*66*		*34 - 110*	*12/07/11 10:46*	*12/15/11 19:21*	*1*
2-Fluorophenol (Surr)	*70*		*26 - 110*	*12/07/11 10:46*	*12/15/11 19:21*	*1*
2,4,6-Tribromophenol (Surr)	*42*		*10 - 118*	*12/07/11 10:46*	*12/15/11 19:21*	*1*
Nitrobenzene-d5 (Surr)	*63*		*24 - 112*	*12/07/11 10:46*	*12/15/11 19:21*	*1*
Phenol-d5 (Surr)	*68*		*28 - 110*	*12/07/11 10:46*	*12/15/11 19:21*	*1*
Terphenyl-d14 (Surr)	*83*		*41 - 119*	*12/07/11 10:46*	*12/15/11 19:21*	*1*

Method: 8082 - Polychlorinated Biphenyls (PCBs) by Gas Chromatography

Analyte	Result	Qualifier	RL	MDL	Unit	D	Prepared	Analyzed	Dil Fac
Aroclor-1016	38	U	38	24	ug/Kg	☼	12/08/11 08:24	12/13/11 04:17	1
Aroclor-1221	38	U	38	18	ug/Kg	☼	12/08/11 08:24	12/13/11 04:17	1
Aroclor-1232	38	U	38	16	ug/Kg	☼	12/08/11 08:24	12/13/11 04:17	1
Aroclor-1242	38	U	38	15	ug/Kg	☼	12/08/11 08:24	12/13/11 04:17	1
Aroclor-1248	38	U	38	20	ug/Kg	☼	12/08/11 08:24	12/13/11 04:17	1
Aroclor-1254	38	U	38	20	ug/Kg	☼	12/08/11 08:24	12/13/11 04:17	1
Aroclor-1260	38	U	38	20	ug/Kg	☼	12/08/11 08:24	12/13/11 04:17	1

Surrogate	*%Recovery*	*Qualifier*	*Limits*	*Prepared*	*Analyzed*	*Dil Fac*
Tetrachloro-m-xylene	*65*		*29 - 151*	*12/08/11 08:24*	*12/13/11 04:17*	*1*
DCB Decachlorobiphenyl	*62*		*14 - 163*	*12/08/11 08:24*	*12/13/11 04:17*	*1*

Method: 6010B - Metals (ICP)

Analyte	Result	Qualifier	RL	MDL	Unit	D	Prepared	Analyzed	Dil Fac
Aluminum	**7100**		22	11	mg/Kg	☼	12/06/11 10:25	12/08/11 16:54	1
Antimony	**0.69**	**J**	1.1	0.43	mg/Kg	☼	12/06/11 10:25	12/08/11 16:54	1
Barium	**66**	**B**	22	0.079	mg/Kg	☼	12/06/11 10:25	12/08/11 16:54	1
Beryllium	**0.31**	**J**	0.56	0.048	mg/Kg	☼	12/06/11 10:25	12/08/11 16:54	1
Calcium	**49000**	**B**	560	18	mg/Kg	☼	12/06/11 10:25	12/08/11 16:54	1

Client: Conestoga-Rovers & Associates, Inc.
Project/Site: 17324-T07, RACER Former MTM

TestAmerica Job ID: 240-6481-1

Client Sample ID: S-017324-120211-TP-199
Date Collected: 12/02/11 09:15
Date Received: 12/03/11 10:00

Lab Sample ID: 240-6481-7
Matrix: Solid
Percent Solids: 86.5

Method: 6010B - Metals (ICP) (Continued)

Analyte	Result	Qualifier	RL	MDL	Unit	D	Prepared	Analyzed	Dil Fac
Cadmium	0.18	J	0.22	0.040	mg/Kg	☼	12/06/11 10:25	12/08/11 16:54	1
Cobalt	9.6		5.6	0.18	mg/Kg	☼	12/06/11 10:25	12/08/11 16:54	1
Chromium	11		0.56	0.22	mg/Kg	☼	12/06/11 10:25	12/08/11 16:54	1
Copper	17		2.8	0.82	mg/Kg	☼	12/06/11 10:25	12/08/11 16:54	1
Iron	18000		11	5.4	mg/Kg	☼	12/06/11 10:25	12/08/11 16:54	1
Potassium	1400	B	560	6.9	mg/Kg	☼	12/06/11 10:25	12/08/11 16:54	1
Magnesium	36000	B	560	5.7	mg/Kg	☼	12/06/11 10:25	12/08/11 16:54	1
Manganese	480	B	1.7	0.082	mg/Kg	☼	12/06/11 10:25	12/08/11 16:54	1
Silver	0.56	U	0.56	0.11	mg/Kg	☼	12/06/11 10:25	12/08/11 16:54	1
Sodium	92	J	560	73	mg/Kg	☼	12/06/11 10:25	12/08/11 16:54	1
Nickel	21		4.4	0.30	mg/Kg	☼	12/06/11 10:25	12/08/11 16:54	1
Vanadium	18	B	5.6	0.13	mg/Kg	☼	12/06/11 10:25	12/08/11 16:54	1
Zinc	45		2.2	1.1	mg/Kg	☼	12/06/11 10:25	12/08/11 16:54	1
Arsenic	7.6		1.1	0.33	mg/Kg	☼	12/06/11 10:25	12/08/11 16:54	1
Lead	10		0.33	0.21	mg/Kg	☼	12/06/11 10:25	12/08/11 16:54	1
Selenium	0.56	U	0.56	0.50	mg/Kg	☼	12/06/11 10:25	12/08/11 16:54	1
Thallium	1.1		1.1	0.61	mg/Kg	☼	12/06/11 10:25	12/08/11 16:54	1

Method: 7471A - Mercury (CVAA)

Analyte	Result	Qualifier	RL	MDL	Unit	D	Prepared	Analyzed	Dil Fac
Mercury	0.11	U	0.11	0.017	mg/Kg	☼	12/06/11 14:00	12/06/11 16:23	1

Client: Conestoga-Rovers & Associates, Inc.
Project/Site: 17324-T07, RACER Former MTM

TestAmerica Job ID: 240-6481-1

Client Sample ID: S-017324-120211-TP-200
Date Collected: 12/02/11 09:45
Date Received: 12/03/11 10:00

Lab Sample ID: 240-6481-8
Matrix: Solid
Percent Solids: 83.4

Method: 8260B - Volatile Organic Compounds (GC/MS)

Analyte	Result	Qualifier	RL	MDL	Unit	D	Prepared	Analyzed	Dil Fac
Acetone	12	U	12	3.7	ug/Kg	☼	12/03/11 16:45	12/12/11 15:09	1
Benzene	3.0	U	3.0	0.14	ug/Kg	☼	12/03/11 16:45	12/12/11 15:09	1
Dichlorobromomethane	3.0	U	3.0	0.17	ug/Kg	☼	12/03/11 16:45	12/12/11 15:09	1
Bromoform	3.0	U	3.0	0.20	ug/Kg	☼	12/03/11 16:45	12/12/11 15:09	1
Bromomethane	3.0	U	3.0	0.32	ug/Kg	☼	12/03/11 16:45	12/12/11 15:09	1
2-Butanone (MEK)	12	U	12	0.83	ug/Kg	☼	12/03/11 16:45	12/12/11 15:09	1
Carbon disulfide	3.0	U	3.0	0.26	ug/Kg	☼	12/03/11 16:45	12/12/11 15:09	1
Carbon tetrachloride	3.0	U	3.0	0.22	ug/Kg	☼	12/03/11 16:45	12/12/11 15:09	1
Chlorobenzene	3.0	U	3.0	0.20	ug/Kg	☼	12/03/11 16:45	12/12/11 15:09	1
Chloroethane	3.0	U	3.0	0.51	ug/Kg	☼	12/03/11 16:45	12/12/11 15:09	1
Chloroform	3.0	U	3.0	0.17	ug/Kg	☼	12/03/11 16:45	12/12/11 15:09	1
Chloromethane	3.0	U	3.0	0.24	ug/Kg	☼	12/03/11 16:45	12/12/11 15:09	1
1,1-Dichloroethane	**2.2**	**J**	3.0	0.21	ug/Kg	☼	12/03/11 16:45	12/12/11 15:09	1
1,2-Dichloroethane	**0.25**	**J**	3.0	0.20	ug/Kg	☼	12/03/11 16:45	12/12/11 15:09	1
1,1-Dichloroethene	3.0	U	3.0	0.31	ug/Kg	☼	12/03/11 16:45	12/12/11 15:09	1
1,2-Dichloropropane	3.0	U	3.0	0.41	ug/Kg	☼	12/03/11 16:45	12/12/11 15:09	1
cis-1,3-Dichloropropene	3.0	U	3.0	0.20	ug/Kg	☼	12/03/11 16:45	12/12/11 15:09	1
trans-1,3-Dichloropropene	3.0	U	3.0	0.32	ug/Kg	☼	12/03/11 16:45	12/12/11 15:09	1
Ethylbenzene	3.0	U	3.0	0.15	ug/Kg	☼	12/03/11 16:45	12/12/11 15:09	1
2-Hexanone	12	U	12	0.37	ug/Kg	☼	12/03/11 16:45	12/12/11 15:09	1
Methylene Chloride	3.0	U	3.0	0.40	ug/Kg	☼	12/03/11 16:45	12/12/11 15:09	1
4-Methyl-2-pentanone (MIBK)	12	U	12	0.32	ug/Kg	☼	12/03/11 16:45	12/12/11 15:09	1
Styrene	3.0	U	3.0	0.089	ug/Kg	☼	12/03/11 16:45	12/12/11 15:09	1
1,1,2,2-Tetrachloroethane	3.0	U	3.0	0.20	ug/Kg	☼	12/03/11 16:45	12/12/11 15:09	1
Tetrachloroethene	**1.9**	**J**	3.0	0.31	ug/Kg	☼	12/03/11 16:45	12/12/11 15:09	1
Toluene	**0.63**	**J**	3.0	0.16	ug/Kg	☼	12/03/11 16:45	12/12/11 15:09	1
Trichloroethene	3.0	U	3.0	0.25	ug/Kg	☼	12/03/11 16:45	12/12/11 15:09	1
Vinyl chloride	3.0	U	3.0	0.23	ug/Kg	☼	12/03/11 16:45	12/12/11 15:09	1
Xylenes, Total	5.9	U	5.9	0.40	ug/Kg	☼	12/03/11 16:45	12/12/11 15:09	1
1,1,1-Trichloroethane	**1.6**	**J**	3.0	0.33	ug/Kg	☼	12/03/11 16:45	12/12/11 15:09	1
1,1,2-Trichloroethane	3.0	U	3.0	0.23	ug/Kg	☼	12/03/11 16:45	12/12/11 15:09	1
Cyclohexane	5.9	U *	5.9	0.20	ug/Kg	☼	12/03/11 16:45	12/12/11 15:09	1
1,2-Dibromo-3-Chloropropane	5.9	U	5.9	0.77	ug/Kg	☼	12/03/11 16:45	12/12/11 15:09	1
Ethylene Dibromide	3.0	U	3.0	0.30	ug/Kg	☼	12/03/11 16:45	12/12/11 15:09	1
Dichlorodifluoromethane	3.0	U	3.0	0.30	ug/Kg	☼	12/03/11 16:45	12/12/11 15:09	1
cis-1,2-Dichloroethene	3.0	U	3.0	0.21	ug/Kg	☼	12/03/11 16:45	12/12/11 15:09	1
trans-1,2-Dichloroethene	3.0	U *	3.0	0.24	ug/Kg	☼	12/03/11 16:45	12/12/11 15:09	1
Isopropylbenzene	3.0	U	3.0	0.095	ug/Kg	☼	12/03/11 16:45	12/12/11 15:09	1
Methyl acetate	**1.8**	**J**	5.9	0.83	ug/Kg	☼	12/03/11 16:45	12/12/11 15:09	1
Methyl tert-butyl ether	12	U	12	0.25	ug/Kg	☼	12/03/11 16:45	12/12/11 15:09	1
1,1,2-Trichloro-1,2,2-trifluoroethane	3.0	U	3.0	0.77	ug/Kg	☼	12/03/11 16:45	12/12/11 15:09	1
1,2,4-Trichlorobenzene	3.0	U	3.0	0.16	ug/Kg	☼	12/03/11 16:45	12/12/11 15:09	1
1,2-Dichlorobenzene	3.0	U	3.0	0.21	ug/Kg	☼	12/03/11 16:45	12/12/11 15:09	1
1,3-Dichlorobenzene	3.0	U	3.0	0.21	ug/Kg	☼	12/03/11 16:45	12/12/11 15:09	1
1,4-Dichlorobenzene	3.0	U	3.0	0.39	ug/Kg	☼	12/03/11 16:45	12/12/11 15:09	1
Trichlorofluoromethane	3.0	U	3.0	0.20	ug/Kg	☼	12/03/11 16:45	12/12/11 15:09	1
Chlorodibromomethane	3.0	U	3.0	0.33	ug/Kg	☼	12/03/11 16:45	12/12/11 15:09	1
Methylcyclohexane	5.9	U	5.9	0.18	ug/Kg	☼	12/03/11 16:45	12/12/11 15:09	1

Client: Conestoga-Rovers & Associates, Inc.
Project/Site: 17324-T07, RACER Former MTM

TestAmerica Job ID: 240-6481-1

Client Sample ID: S-017324-120211-TP-200
Date Collected: 12/02/11 09:45
Date Received: 12/03/11 10:00

Lab Sample ID: 240-6481-8
Matrix: Solid
Percent Solids: 83.4

Surrogate	%Recovery	Qualifier	Limits	Prepared	Analyzed	Dil Fac
1,2-Dichloroethane-d4 (Surr)	*109*		*58 - 123*	*12/03/11 16:45*	*12/12/11 15:09*	*1*
4-Bromofluorobenzene (Surr)	*103*		*52 - 136*	*12/03/11 16:45*	*12/12/11 15:09*	*1*
Toluene-d8 (Surr)	*104*		*67 - 125*	*12/03/11 16:45*	*12/12/11 15:09*	*1*
Dibromofluoromethane (Surr)	*100*		*37 - 132*	*12/03/11 16:45*	*12/12/11 15:09*	*1*

Method: 8270C - Semivolatile Organic Compounds (GC/MS)

Analyte	Result	Qualifier	RL	MDL	Unit	D	Prepared	Analyzed	Dil Fac
1,1'-Biphenyl	**50**	**J**	60	32	ug/Kg	☼	12/06/11 08:41	12/12/11 16:25	1
2,2'-oxybis[1-chloropropane]	120	U	120	11	ug/Kg	☼	12/06/11 08:41	12/12/11 16:25	1
2,4,5-Trichlorophenol	180	U	180	30	ug/Kg	☼	12/06/11 08:41	12/12/11 16:25	1
2,4,6-Trichlorophenol	180	U	180	96	ug/Kg	☼	12/06/11 08:41	12/12/11 16:25	1
2,4-Dichlorophenol	180	U	180	24	ug/Kg	☼	12/06/11 08:41	12/12/11 16:25	1
2,4-Dimethylphenol	180	U	180	24	ug/Kg	☼	12/06/11 08:41	12/12/11 16:25	1
2,4-Dinitrophenol	400	U	400	96	ug/Kg	☼	12/06/11 08:41	12/12/11 16:25	1
2,4-Dinitrotoluene	240	U	240	32	ug/Kg	☼	12/06/11 08:41	12/12/11 16:25	1
2,6-Dinitrotoluene	240	U	240	25	ug/Kg	☼	12/06/11 08:41	12/12/11 16:25	1
2-Chloronaphthalene	60	U	60	4.0	ug/Kg	☼	12/06/11 08:41	12/12/11 16:25	1
2-Chlorophenol	60	U	60	32	ug/Kg	☼	12/06/11 08:41	12/12/11 16:25	1
2-Methylnaphthalene	**340**		8.0	4.0	ug/Kg	☼	12/06/11 08:41	12/12/11 16:25	1
2-Methylphenol	240	U	240	96	ug/Kg	☼	12/06/11 08:41	12/12/11 16:25	1
2-Nitroaniline	240	U	240	11	ug/Kg	☼	12/06/11 08:41	12/12/11 16:25	1
2-Nitrophenol	60	U	60	32	ug/Kg	☼	12/06/11 08:41	12/12/11 16:25	1
3,3'-Dichlorobenzidine	120	U *	120	22	ug/Kg	☼	12/06/11 08:41	12/12/11 16:25	1
3-Nitroaniline	240	U	240	19	ug/Kg	☼	12/06/11 08:41	12/12/11 16:25	1
4,6-Dinitro-2-methylphenol	180	U	180	96	ug/Kg	☼	12/06/11 08:41	12/12/11 16:25	1
4-Bromophenyl phenyl ether	60	U	60	16	ug/Kg	☼	12/06/11 08:41	12/12/11 16:25	1
4-Chloro-3-methylphenol	180	U	180	25	ug/Kg	☼	12/06/11 08:41	12/12/11 16:25	1
4-Chloroaniline	180	U	180	20	ug/Kg	☼	12/06/11 08:41	12/12/11 16:25	1
4-Chlorophenyl phenyl ether	60	U	60	16	ug/Kg	☼	12/06/11 08:41	12/12/11 16:25	1
4-Nitroaniline	240	U	240	31	ug/Kg	☼	12/06/11 08:41	12/12/11 16:25	1
4-Nitrophenol	400	U	400	96	ug/Kg	☼	12/06/11 08:41	12/12/11 16:25	1
Acenaphthene	**29**		8.0	4.0	ug/Kg	☼	12/06/11 08:41	12/12/11 16:25	1
Acenaphthylene	**25**		8.0	4.0	ug/Kg	☼	12/06/11 08:41	12/12/11 16:25	1
Acetophenone	**43**	**J**	120	11	ug/Kg	☼	12/06/11 08:41	12/12/11 16:25	1
Anthracene	**75**		8.0	4.0	ug/Kg	☼	12/06/11 08:41	12/12/11 16:25	1
Atrazine	240	U	240	11	ug/Kg	☼	12/06/11 08:41	12/12/11 16:25	1
Benzaldehyde	120	U	120	14	ug/Kg	☼	12/06/11 08:41	12/12/11 16:25	1
Benzo[a]anthracene	**410**		8.0	4.0	ug/Kg	☼	12/06/11 08:41	12/12/11 16:25	1
Benzo[a]pyrene	**320**		8.0	4.0	ug/Kg	☼	12/06/11 08:41	12/12/11 16:25	1
Benzo[b]fluoranthene	**500**		8.0	4.0	ug/Kg	☼	12/06/11 08:41	12/12/11 16:25	1
Benzo[g,h,i]perylene	**230**		8.0	4.0	ug/Kg	☼	12/06/11 08:41	12/12/11 16:25	1
Benzo[k]fluoranthene	**220**		8.0	4.0	ug/Kg	☼	12/06/11 08:41	12/12/11 16:25	1
Bis(2-chloroethoxy)methane	120	U	120	26	ug/Kg	☼	12/06/11 08:41	12/12/11 16:25	1
Bis(2-chloroethyl)ether	120	U	120	2.4	ug/Kg	☼	12/06/11 08:41	12/12/11 16:25	1
Bis(2-ethylhexyl) phthalate	60	U	60	23	ug/Kg	☼	12/06/11 08:41	12/12/11 16:25	1
Butyl benzyl phthalate	60	U	60	12	ug/Kg	☼	12/06/11 08:41	12/12/11 16:25	1
Caprolactam	400	U	400	44	ug/Kg	☼	12/06/11 08:41	12/12/11 16:25	1
Carbazole	**91**		60	32	ug/Kg	☼	12/06/11 08:41	12/12/11 16:25	1
Chrysene	**490**		8.0	1.3	ug/Kg	☼	12/06/11 08:41	12/12/11 16:25	1
Dibenz(a,h)anthracene	**74**		8.0	4.0	ug/Kg	☼	12/06/11 08:41	12/12/11 16:25	1
Dibenzofuran	**110**		60	4.0	ug/Kg	☼	12/06/11 08:41	12/12/11 16:25	1

Client Sample ID: S-017324-120211-TP-200
Date Collected: 12/02/11 09:45
Date Received: 12/03/11 10:00

Lab Sample ID: 240-6481-8
Matrix: Solid
Percent Solids: 83.4

Method: 8270C - Semivolatile Organic Compounds (GC/MS) (Continued)

Analyte	Result	Qualifier	RL	MDL	Unit	D	Prepared	Analyzed	Dil Fac
Diethyl phthalate	60	U	60	19	ug/Kg	☼	12/06/11 08:41	12/12/11 16:25	1
Dimethyl phthalate	60	U	60	20	ug/Kg	☼	12/06/11 08:41	12/12/11 16:25	1
Di-n-butyl phthalate	60	U	60	18	ug/Kg	☼	12/06/11 08:41	12/12/11 16:25	1
Di-n-octyl phthalate	60	U	60	32	ug/Kg	☼	12/06/11 08:41	12/12/11 16:25	1
Fluoranthene	**870**		8.0	4.0	ug/Kg	☼	12/06/11 08:41	12/12/11 16:25	1
Fluorene	**38**		8.0	4.0	ug/Kg	☼	12/06/11 08:41	12/12/11 16:25	1
Hexachlorobenzene	8.0	U	8.0	2.5	ug/Kg	☼	12/06/11 08:41	12/12/11 16:25	1
Hexachlorobutadiene	60	U	60	32	ug/Kg	☼	12/06/11 08:41	12/12/11 16:25	1
Hexachlorocyclopentadiene	400	U	400	32	ug/Kg	☼	12/06/11 08:41	12/12/11 16:25	1
Hexachloroethane	60	U	60	11	ug/Kg	☼	12/06/11 08:41	12/12/11 16:25	1
Indeno[1,2,3-cd]pyrene	**190**		8.0	4.0	ug/Kg	☼	12/06/11 08:41	12/12/11 16:25	1
Isophorone	60	U	60	16	ug/Kg	☼	12/06/11 08:41	12/12/11 16:25	1
Naphthalene	**180**		8.0	4.0	ug/Kg	☼	12/06/11 08:41	12/12/11 16:25	1
Nitrobenzene	120	U	120	2.6	ug/Kg	☼	12/06/11 08:41	12/12/11 16:25	1
N-Nitrosodi-n-propylamine	60	U	60	32	ug/Kg	☼	12/06/11 08:41	12/12/11 16:25	1
N-Nitrosodiphenylamine	60	U	60	25	ug/Kg	☼	12/06/11 08:41	12/12/11 16:25	1
Pentachlorophenol	180	U	180	96	ug/Kg	☼	12/06/11 08:41	12/12/11 16:25	1
Phenol	60	U	60	32	ug/Kg	☼	12/06/11 08:41	12/12/11 16:25	1
Phenanthrene	**780**		8.0	4.0	ug/Kg	☼	12/06/11 08:41	12/12/11 16:25	1
Pyrene	**640**		8.0	4.0	ug/Kg	☼	12/06/11 08:41	12/12/11 16:25	1
3 & 4 Methylphenol	480	U	480	24	ug/Kg	☼	12/06/11 08:41	12/12/11 16:25	1

Surrogate	*%Recovery*	*Qualifier*	*Limits*	*Prepared*	*Analyzed*	*Dil Fac*
2-Fluorobiphenyl (Surr)	*46*		*34 - 110*	*12/06/11 08:41*	*12/12/11 16:25*	*1*
2-Fluorophenol (Surr)	*37*		*26 - 110*	*12/06/11 08:41*	*12/12/11 16:25*	*1*
2,4,6-Tribromophenol (Surr)	*48*		*10 - 118*	*12/06/11 08:41*	*12/12/11 16:25*	*1*
Nitrobenzene-d5 (Surr)	*36*		*24 - 112*	*12/06/11 08:41*	*12/12/11 16:25*	*1*
Phenol-d5 (Surr)	*44*		*28 - 110*	*12/06/11 08:41*	*12/12/11 16:25*	*1*
Terphenyl-d14 (Surr)	*66*		*41 - 119*	*12/06/11 08:41*	*12/12/11 16:25*	*1*

Method: 8082 - Polychlorinated Biphenyls (PCBs) by Gas Chromatography

Analyte	Result	Qualifier	RL	MDL	Unit	D	Prepared	Analyzed	Dil Fac
Aroclor-1016	39	U	39	25	ug/Kg	☼	12/08/11 08:24	12/13/11 05:02	1
Aroclor-1221	39	U	39	19	ug/Kg	☼	12/08/11 08:24	12/13/11 05:02	1
Aroclor-1232	39	U	39	17	ug/Kg	☼	12/08/11 08:24	12/13/11 05:02	1
Aroclor-1242	39	U	39	16	ug/Kg	☼	12/08/11 08:24	12/13/11 05:02	1
Aroclor-1248	39	U	39	20	ug/Kg	☼	12/08/11 08:24	12/13/11 05:02	1
Aroclor-1254	39	U	39	20	ug/Kg	☼	12/08/11 08:24	12/13/11 05:02	1
Aroclor-1260	39	U	39	20	ug/Kg	☼	12/08/11 08:24	12/13/11 05:02	1

Surrogate	*%Recovery*	*Qualifier*	*Limits*	*Prepared*	*Analyzed*	*Dil Fac*
Tetrachloro-m-xylene	*63*		*29 - 151*	*12/08/11 08:24*	*12/13/11 05:02*	*1*
DCB Decachlorobiphenyl	*60*		*14 - 163*	*12/08/11 08:24*	*12/13/11 05:02*	*1*

Method: 6010B - Metals (ICP)

Analyte	Result	Qualifier	RL	MDL	Unit	D	Prepared	Analyzed	Dil Fac
Aluminum	**7100**		21	9.9	mg/Kg	☼	12/06/11 10:25	12/09/11 15:50	1
Antimony	**2.3**		1.0	0.40	mg/Kg	☼	12/06/11 10:25	12/08/11 18:08	1
Barium	**1300**	**B**	21	0.073	mg/Kg	☼	12/06/11 10:25	12/08/11 18:08	1
Beryllium	**0.60**		0.52	0.044	mg/Kg	☼	12/06/11 10:25	12/08/11 18:08	1
Calcium	**42000**	**B**	520	17	mg/Kg	☼	12/06/11 10:25	12/08/11 18:08	1

Client: Conestoga-Rovers & Associates, Inc.
Project/Site: 17324-T07, RACER Former MTM

TestAmerica Job ID: 240-6481-1

Client Sample ID: S-017324-120211-TP-200
Date Collected: 12/02/11 09:45
Date Received: 12/03/11 10:00

Lab Sample ID: 240-6481-8
Matrix: Solid
Percent Solids: 83.4

Method: 6010B - Metals (ICP) (Continued)

Analyte	Result	Qualifier	RL	MDL	Unit	D	Prepared	Analyzed	Dil Fac
Cadmium	0.59		0.21	0.037	mg/Kg	☼	12/06/11 10:25	12/08/11 18:08	1
Cobalt	7.9		5.2	0.17	mg/Kg	☼	12/06/11 10:25	12/08/11 18:08	1
Chromium	15		0.52	0.21	mg/Kg	☼	12/06/11 10:25	12/08/11 18:08	1
Copper	43		2.6	0.77	mg/Kg	☼	12/06/11 10:25	12/08/11 18:08	1
Iron	22000		10	5.1	mg/Kg	☼	12/06/11 10:25	12/08/11 18:08	1
Potassium	870	B	520	6.4	mg/Kg	☼	12/06/11 10:25	12/08/11 18:08	1
Magnesium	24000	B	520	5.3	mg/Kg	☼	12/06/11 10:25	12/08/11 18:08	1
Manganese	410	B	1.6	0.077	mg/Kg	☼	12/06/11 10:25	12/08/11 18:08	1
Silver	0.52	U	0.52	0.10	mg/Kg	☼	12/06/11 10:25	12/08/11 18:08	1
Sodium	250	J	520	68	mg/Kg	☼	12/06/11 10:25	12/08/11 18:08	1
Nickel	20		4.1	0.28	mg/Kg	☼	12/06/11 10:25	12/08/11 18:08	1
Vanadium	21	B	5.2	0.12	mg/Kg	☼	12/06/11 10:25	12/08/11 18:08	1
Zinc	130		2.1	1.0	mg/Kg	☼	12/06/11 10:25	12/08/11 18:08	1
Arsenic	12		1.0	0.31	mg/Kg	☼	12/06/11 10:25	12/08/11 18:08	1
Lead	920		0.31	0.20	mg/Kg	☼	12/06/11 10:25	12/08/11 18:08	1
Selenium	0.52	U	0.52	0.47	mg/Kg	☼	12/06/11 10:25	12/08/11 18:08	1
Thallium	1.1		1.0	0.57	mg/Kg	☼	12/06/11 10:25	12/08/11 18:08	1

Method: 7471A - Mercury (CVAA)

Analyte	Result	Qualifier	RL	MDL	Unit	D	Prepared	Analyzed	Dil Fac
Mercury	0.15		0.079	0.012	mg/Kg	☼	12/06/11 14:00	12/06/11 16:37	1

Client: Conestoga-Rovers & Associates, Inc.
Project/Site: 17324-T07, RACER Former MTM

TestAmerica Job ID: 240-6481-1

Client Sample ID: S-017324-120211-TP-201
Date Collected: 12/02/11 09:55
Date Received: 12/03/11 10:00

Lab Sample ID: 240-6481-9
Matrix: Solid
Percent Solids: 87.5

Method: 8260B - Volatile Organic Compounds (GC/MS)

Analyte	Result	Qualifier	RL	MDL	Unit	D	Prepared	Analyzed	Dil Fac
Acetone	**13**	**B**	8.2	2.6	ug/Kg	☼	12/03/11 16:45	12/12/11 15:30	1
Benzene	**0.13**	**J**	2.0	0.094	ug/Kg	☼	12/03/11 16:45	12/12/11 15:30	1
Dichlorobromomethane	2.0	U	2.0	0.11	ug/Kg	☼	12/03/11 16:45	12/12/11 15:30	1
Bromoform	2.0	U	2.0	0.13	ug/Kg	☼	12/03/11 16:45	12/12/11 15:30	1
Bromomethane	2.0	U	2.0	0.22	ug/Kg	☼	12/03/11 16:45	12/12/11 15:30	1
2-Butanone (MEK)	**1.9**	**J**	8.2	0.57	ug/Kg	☼	12/03/11 16:45	12/12/11 15:30	1
Carbon disulfide	**0.38**	**J**	2.0	0.18	ug/Kg	☼	12/03/11 16:45	12/12/11 15:30	1
Carbon tetrachloride	2.0	U	2.0	0.15	ug/Kg	☼	12/03/11 16:45	12/12/11 15:30	1
Chlorobenzene	2.0	U	2.0	0.13	ug/Kg	☼	12/03/11 16:45	12/12/11 15:30	1
Chloroethane	**14**		2.0	0.35	ug/Kg	☼	12/03/11 16:45	12/12/11 15:30	1
Chloroform	2.0	U	2.0	0.12	ug/Kg	☼	12/03/11 16:45	12/12/11 15:30	1
Chloromethane	2.0	U	2.0	0.17	ug/Kg	☼	12/03/11 16:45	12/12/11 15:30	1
1,1-Dichloroethane	**48**		2.0	0.15	ug/Kg	☼	12/03/11 16:45	12/12/11 15:30	1
1,2-Dichloroethane	**0.35**	**J**	2.0	0.14	ug/Kg	☼	12/03/11 16:45	12/12/11 15:30	1
1,1-Dichloroethene	**0.99**	**J**	2.0	0.21	ug/Kg	☼	12/03/11 16:45	12/12/11 15:30	1
1,2-Dichloropropane	2.0	U	2.0	0.28	ug/Kg	☼	12/03/11 16:45	12/12/11 15:30	1
cis-1,3-Dichloropropene	2.0	U	2.0	0.14	ug/Kg	☼	12/03/11 16:45	12/12/11 15:30	1
trans-1,3-Dichloropropene	2.0	U	2.0	0.22	ug/Kg	☼	12/03/11 16:45	12/12/11 15:30	1
Ethylbenzene	2.0	U	2.0	0.11	ug/Kg	☼	12/03/11 16:45	12/12/11 15:30	1
2-Hexanone	8.2	U	8.2	0.26	ug/Kg	☼	12/03/11 16:45	12/12/11 15:30	1
Methylene Chloride	2.0	U	2.0	0.27	ug/Kg	☼	12/03/11 16:45	12/12/11 15:30	1
4-Methyl-2-pentanone (MIBK)	8.2	U	8.2	0.22	ug/Kg	☼	12/03/11 16:45	12/12/11 15:30	1
Styrene	2.0	U	2.0	0.061	ug/Kg	☼	12/03/11 16:45	12/12/11 15:30	1
1,1,2,2-Tetrachloroethane	2.0	U	2.0	0.14	ug/Kg	☼	12/03/11 16:45	12/12/11 15:30	1
Tetrachloroethene	**0.79**	**J**	2.0	0.21	ug/Kg	☼	12/03/11 16:45	12/12/11 15:30	1
Toluene	**0.34**	**J**	2.0	0.11	ug/Kg	☼	12/03/11 16:45	12/12/11 15:30	1
Trichloroethene	**1.4**	**J**	2.0	0.17	ug/Kg	☼	12/03/11 16:45	12/12/11 15:30	1
Vinyl chloride	**4.8**		2.0	0.16	ug/Kg	☼	12/03/11 16:45	12/12/11 15:30	1
Xylenes, Total	4.1	U	4.1	0.27	ug/Kg	☼	12/03/11 16:45	12/12/11 15:30	1
1,1,1-Trichloroethane	2.0	U	2.0	0.23	ug/Kg	☼	12/03/11 16:45	12/12/11 15:30	1
1,1,2-Trichloroethane	2.0	U	2.0	0.16	ug/Kg	☼	12/03/11 16:45	12/12/11 15:30	1
Cyclohexane	4.1	U *	4.1	0.13	ug/Kg	☼	12/03/11 16:45	12/12/11 15:30	1
1,2-Dibromo-3-Chloropropane	4.1	U	4.1	0.53	ug/Kg	☼	12/03/11 16:45	12/12/11 15:30	1
Ethylene Dibromide	2.0	U	2.0	0.20	ug/Kg	☼	12/03/11 16:45	12/12/11 15:30	1
Dichlorodifluoromethane	2.0	U	2.0	0.20	ug/Kg	☼	12/03/11 16:45	12/12/11 15:30	1
cis-1,2-Dichloroethene	**2.8**		2.0	0.15	ug/Kg	☼	12/03/11 16:45	12/12/11 15:30	1
trans-1,2-Dichloroethene	**0.30**	**J ***	2.0	0.17	ug/Kg	☼	12/03/11 16:45	12/12/11 15:30	1
Isopropylbenzene	2.0	U	2.0	0.065	ug/Kg	☼	12/03/11 16:45	12/12/11 15:30	1
Methyl acetate	4.1	U	4.1	0.57	ug/Kg	☼	12/03/11 16:45	12/12/11 15:30	1
Methyl tert-butyl ether	8.2	U	8.2	0.18	ug/Kg	☼	12/03/11 16:45	12/12/11 15:30	1
1,1,2-Trichloro-1,2,2-trifluoroethane	2.0	U	2.0	0.53	ug/Kg	☼	12/03/11 16:45	12/12/11 15:30	1
1,2,4-Trichlorobenzene	2.0	U	2.0	0.11	ug/Kg	☼	12/03/11 16:45	12/12/11 15:30	1
1,2-Dichlorobenzene	2.0	U	2.0	0.15	ug/Kg	☼	12/03/11 16:45	12/12/11 15:30	1
1,3-Dichlorobenzene	2.0	U	2.0	0.14	ug/Kg	☼	12/03/11 16:45	12/12/11 15:30	1
1,4-Dichlorobenzene	2.0	U	2.0	0.27	ug/Kg	☼	12/03/11 16:45	12/12/11 15:30	1
Trichlorofluoromethane	2.0	U	2.0	0.14	ug/Kg	☼	12/03/11 16:45	12/12/11 15:30	1
Chlorodibromomethane	2.0	U	2.0	0.22	ug/Kg	☼	12/03/11 16:45	12/12/11 15:30	1
Methylcyclohexane	4.1	U	4.1	0.13	ug/Kg	☼	12/03/11 16:45	12/12/11 15:30	1

Client: Conestoga-Rovers & Associates, Inc.
Project/Site: 17324-T07, RACER Former MTM

TestAmerica Job ID: 240-6481-1

Client Sample ID: S-017324-120211-TP-201
Date Collected: 12/02/11 09:55
Date Received: 12/03/11 10:00

Lab Sample ID: 240-6481-9
Matrix: Solid
Percent Solids: 87.5

Surrogate	%Recovery	Qualifier	Limits	Prepared	Analyzed	Dil Fac
1,2-Dichloroethane-d4 (Surr)	*106*		*58 - 123*	*12/03/11 16:45*	*12/12/11 15:30*	*1*
4-Bromofluorobenzene (Surr)	*100*		*52 - 136*	*12/03/11 16:45*	*12/12/11 15:30*	*1*
Toluene-d8 (Surr)	*100*		*67 - 125*	*12/03/11 16:45*	*12/12/11 15:30*	*1*
Dibromofluoromethane (Surr)	*100*		*37 - 132*	*12/03/11 16:45*	*12/12/11 15:30*	*1*

Method: 8270C - Semivolatile Organic Compounds (GC/MS)

Analyte	Result	Qualifier	RL	MDL	Unit	D	Prepared	Analyzed	Dil Fac
1,1'-Biphenyl	57	U	57	31	ug/Kg	☼	12/07/11 10:46	12/16/11 17:16	1
2,2'-oxybis[1-chloropropane]	110	U	110	11	ug/Kg	☼	12/07/11 10:46	12/16/11 17:16	1
2,4,5-Trichlorophenol	170	U	170	29	ug/Kg	☼	12/07/11 10:46	12/16/11 17:16	1
2,4,6-Trichlorophenol	170	U	170	92	ug/Kg	☼	12/07/11 10:46	12/16/11 17:16	1
2,4-Dichlorophenol	170	U	170	23	ug/Kg	☼	12/07/11 10:46	12/16/11 17:16	1
2,4-Dimethylphenol	170	U	170	23	ug/Kg	☼	12/07/11 10:46	12/16/11 17:16	1
2,4-Dinitrophenol	380	U	380	92	ug/Kg	☼	12/07/11 10:46	12/16/11 17:16	1
2,4-Dinitrotoluene	230	U	230	31	ug/Kg	☼	12/07/11 10:46	12/16/11 17:16	1
2,6-Dinitrotoluene	230	U	230	24	ug/Kg	☼	12/07/11 10:46	12/16/11 17:16	1
2-Chloronaphthalene	57	U	57	3.8	ug/Kg	☼	12/07/11 10:46	12/16/11 17:16	1
2-Chlorophenol	57	U	57	31	ug/Kg	☼	12/07/11 10:46	12/16/11 17:16	1
2-Methylnaphthalene	7.7	U	7.7	3.8	ug/Kg	☼	12/07/11 10:46	12/16/11 17:16	1
2-Methylphenol	230	U	230	92	ug/Kg	☼	12/07/11 10:46	12/16/11 17:16	1
2-Nitroaniline	230	U	230	10	ug/Kg	☼	12/07/11 10:46	12/16/11 17:16	1
2-Nitrophenol	57	U	57	31	ug/Kg	☼	12/07/11 10:46	12/16/11 17:16	1
3,3'-Dichlorobenzidine	110	U	110	21	ug/Kg	☼	12/07/11 10:46	12/16/11 17:16	1
3-Nitroaniline	230	U	230	18	ug/Kg	☼	12/07/11 10:46	12/16/11 17:16	1
4,6-Dinitro-2-methylphenol	170	U	170	92	ug/Kg	☼	12/07/11 10:46	12/16/11 17:16	1
4-Bromophenyl phenyl ether	57	U	57	15	ug/Kg	☼	12/07/11 10:46	12/16/11 17:16	1
4-Chloro-3-methylphenol	170	U	170	24	ug/Kg	☼	12/07/11 10:46	12/16/11 17:16	1
4-Chloroaniline	170	U	170	20	ug/Kg	☼	12/07/11 10:46	12/16/11 17:16	1
4-Chlorophenyl phenyl ether	57	U	57	15	ug/Kg	☼	12/07/11 10:46	12/16/11 17:16	1
4-Nitroaniline	230	U	230	30	ug/Kg	☼	12/07/11 10:46	12/16/11 17:16	1
4-Nitrophenol	380	U	380	92	ug/Kg	☼	12/07/11 10:46	12/16/11 17:16	1
Acenaphthene	7.7	U	7.7	3.8	ug/Kg	☼	12/07/11 10:46	12/16/11 17:16	1
Acenaphthylene	7.7	U	7.7	3.8	ug/Kg	☼	12/07/11 10:46	12/16/11 17:16	1
Acetophenone	110	U	110	11	ug/Kg	☼	12/07/11 10:46	12/16/11 17:16	1
Anthracene	7.7	U	7.7	3.8	ug/Kg	☼	12/07/11 10:46	12/16/11 17:16	1
Atrazine	230	U	230	10	ug/Kg	☼	12/07/11 10:46	12/16/11 17:16	1
Benzaldehyde	110	U	110	14	ug/Kg	☼	12/07/11 10:46	12/16/11 17:16	1
Benzo[a]anthracene	7.7	U	7.7	3.8	ug/Kg	☼	12/07/11 10:46	12/16/11 17:16	1
Benzo[a]pyrene	7.7	U	7.7	3.8	ug/Kg	☼	12/07/11 10:46	12/16/11 17:16	1
Benzo[b]fluoranthene	7.7	U	7.7	3.8	ug/Kg	☼	12/07/11 10:46	12/16/11 17:16	1
Benzo[g,h,i]perylene	7.7	U	7.7	3.8	ug/Kg	☼	12/07/11 10:46	12/16/11 17:16	1
Benzo[k]fluoranthene	7.7	U	7.7	3.8	ug/Kg	☼	12/07/11 10:46	12/16/11 17:16	1
Bis(2-chloroethoxy)methane	110	U	110	25	ug/Kg	☼	12/07/11 10:46	12/16/11 17:16	1
Bis(2-chloroethyl)ether	110	U	110	2.3	ug/Kg	☼	12/07/11 10:46	12/16/11 17:16	1
Bis(2-ethylhexyl) phthalate	**40**	**J**	57	22	ug/Kg	☼	12/07/11 10:46	12/16/11 17:16	1
Butyl benzyl phthalate	57	U	57	11	ug/Kg	☼	12/07/11 10:46	12/16/11 17:16	1
Caprolactam	380	U	380	42	ug/Kg	☼	12/07/11 10:46	12/16/11 17:16	1
Carbazole	57	U	57	31	ug/Kg	☼	12/07/11 10:46	12/16/11 17:16	1
Chrysene	7.7	U	7.7	1.3	ug/Kg	☼	12/07/11 10:46	12/16/11 17:16	1
Dibenz(a,h)anthracene	7.7	U	7.7	3.8	ug/Kg	☼	12/07/11 10:46	12/16/11 17:16	1
Dibenzofuran	57	U	57	3.8	ug/Kg	☼	12/07/11 10:46	12/16/11 17:16	1

Client Sample ID: S-017324-120211-TP-201
Date Collected: 12/02/11 09:55
Date Received: 12/03/11 10:00

Lab Sample ID: 240-6481-9
Matrix: Solid
Percent Solids: 87.5

Method: 8270C - Semivolatile Organic Compounds (GC/MS) (Continued)

Analyte	Result	Qualifier	RL	MDL	Unit	D	Prepared	Analyzed	Dil Fac
Diethyl phthalate	57	U	57	18	ug/Kg	☼	12/07/11 10:46	12/16/11 17:16	1
Dimethyl phthalate	57	U	57	20	ug/Kg	☼	12/07/11 10:46	12/16/11 17:16	1
Di-n-butyl phthalate	57	U	57	17	ug/Kg	☼	12/07/11 10:46	12/16/11 17:16	1
Di-n-octyl phthalate	57	U	57	31	ug/Kg	☼	12/07/11 10:46	12/16/11 17:16	1
Fluoranthene	7.7	U	7.7	3.8	ug/Kg	☼	12/07/11 10:46	12/16/11 17:16	1
Fluorene	7.7	U	7.7	3.8	ug/Kg	☼	12/07/11 10:46	12/16/11 17:16	1
Hexachlorobenzene	7.7	U	7.7	2.4	ug/Kg	☼	12/07/11 10:46	12/16/11 17:16	1
Hexachlorobutadiene	57	U	57	31	ug/Kg	☼	12/07/11 10:46	12/16/11 17:16	1
Hexachlorocyclopentadiene	380	U	380	31	ug/Kg	☼	12/07/11 10:46	12/16/11 17:16	1
Hexachloroethane	57	U	57	10	ug/Kg	☼	12/07/11 10:46	12/16/11 17:16	1
Indeno[1,2,3-cd]pyrene	7.7	U	7.7	3.8	ug/Kg	☼	12/07/11 10:46	12/16/11 17:16	1
Isophorone	57	U	57	15	ug/Kg	☼	12/07/11 10:46	12/16/11 17:16	1
Naphthalene	7.7	U	7.7	3.8	ug/Kg	☼	12/07/11 10:46	12/16/11 17:16	1
Nitrobenzene	110	U	110	2.5	ug/Kg	☼	12/07/11 10:46	12/16/11 17:16	1
N-Nitrosodi-n-propylamine	57	U	57	31	ug/Kg	☼	12/07/11 10:46	12/16/11 17:16	1
N-Nitrosodiphenylamine	57	U	57	24	ug/Kg	☼	12/07/11 10:46	12/16/11 17:16	1
Pentachlorophenol	170	U	170	92	ug/Kg	☼	12/07/11 10:46	12/16/11 17:16	1
Phenol	57	U	57	31	ug/Kg	☼	12/07/11 10:46	12/16/11 17:16	1
Phenanthrene	7.7	U	7.7	3.8	ug/Kg	☼	12/07/11 10:46	12/16/11 17:16	1
Pyrene	**11**		7.7	3.8	ug/Kg	☼	12/07/11 10:46	12/16/11 17:16	1
3 & 4 Methylphenol	460	U	460	23	ug/Kg	☼	12/07/11 10:46	12/16/11 17:16	1

Surrogate	*%Recovery*	*Qualifier*	*Limits*	*Prepared*	*Analyzed*	*Dil Fac*
2-Fluorobiphenyl (Surr)	*54*		*34 - 110*	*12/07/11 10:46*	*12/16/11 17:16*	*1*
2-Fluorophenol (Surr)	*64*		*26 - 110*	*12/07/11 10:46*	*12/16/11 17:16*	*1*
2,4,6-Tribromophenol (Surr)	*51*		*10 - 118*	*12/07/11 10:46*	*12/16/11 17:16*	*1*
Nitrobenzene-d5 (Surr)	*54*		*24 - 112*	*12/07/11 10:46*	*12/16/11 17:16*	*1*
Phenol-d5 (Surr)	*60*		*28 - 110*	*12/07/11 10:46*	*12/16/11 17:16*	*1*
Terphenyl-d14 (Surr)	*69*		*41 - 119*	*12/07/11 10:46*	*12/16/11 17:16*	*1*

Method: 8082 - Polychlorinated Biphenyls (PCBs) by Gas Chromatography

Analyte	Result	Qualifier	RL	MDL	Unit	D	Prepared	Analyzed	Dil Fac
Aroclor-1016	38	U	38	24	ug/Kg	☼	12/08/11 08:24	12/13/11 05:16	1
Aroclor-1221	38	U	38	18	ug/Kg	☼	12/08/11 08:24	12/13/11 05:16	1
Aroclor-1232	38	U	38	16	ug/Kg	☼	12/08/11 08:24	12/13/11 05:16	1
Aroclor-1242	38	U	38	15	ug/Kg	☼	12/08/11 08:24	12/13/11 05:16	1
Aroclor-1248	38	U	38	19	ug/Kg	☼	12/08/11 08:24	12/13/11 05:16	1
Aroclor-1254	38	U	38	19	ug/Kg	☼	12/08/11 08:24	12/13/11 05:16	1
Aroclor-1260	38	U	38	19	ug/Kg	☼	12/08/11 08:24	12/13/11 05:16	1

Surrogate	*%Recovery*	*Qualifier*	*Limits*	*Prepared*	*Analyzed*	*Dil Fac*
Tetrachloro-m-xylene	*65*		*29 - 151*	*12/08/11 08:24*	*12/13/11 05:16*	*1*
DCB Decachlorobiphenyl	*56*		*14 - 163*	*12/08/11 08:24*	*12/13/11 05:16*	*1*

Method: 6010B - Metals (ICP)

Analyte	Result	Qualifier	RL	MDL	Unit	D	Prepared	Analyzed	Dil Fac
Aluminum	**5100**		14	6.6	mg/Kg	☼	12/06/11 10:25	12/09/11 15:55	1
Antimony	**0.30**	**J**	0.68	0.27	mg/Kg	☼	12/06/11 10:25	12/08/11 18:14	1
Barium	**30**	**B**	14	0.049	mg/Kg	☼	12/06/11 10:25	12/08/11 18:14	1
Beryllium	**0.19**	**J**	0.34	0.029	mg/Kg	☼	12/06/11 10:25	12/08/11 18:14	1
Calcium	**31000**	**B**	340	11	mg/Kg	☼	12/06/11 10:25	12/08/11 18:14	1

Client: Conestoga-Rovers & Associates, Inc.
Project/Site: 17324-T07, RACER Former MTM

TestAmerica Job ID: 240-6481-1

Client Sample ID: S-017324-120211-TP-201
Date Collected: 12/02/11 09:55
Date Received: 12/03/11 10:00

Lab Sample ID: 240-6481-9
Matrix: Solid
Percent Solids: 87.5

Method: 6010B - Metals (ICP) (Continued)

Analyte	Result	Qualifier	RL	MDL	Unit	D	Prepared	Analyzed	Dil Fac
Cadmium	0.26		0.14	0.025	mg/Kg	☼	12/06/11 10:25	12/08/11 18:14	1
Cobalt	4.6		3.4	0.11	mg/Kg	☼	12/06/11 10:25	12/08/11 18:14	1
Chromium	8.3		0.34	0.14	mg/Kg	☼	12/06/11 10:25	12/08/11 18:14	1
Copper	11		1.7	0.51	mg/Kg	☼	12/06/11 10:25	12/08/11 18:14	1
Iron	11000		6.8	3.4	mg/Kg	☼	12/06/11 10:25	12/08/11 18:14	1
Potassium	950	B	340	4.2	mg/Kg	☼	12/06/11 10:25	12/08/11 18:14	1
Magnesium	30000	B	340	3.5	mg/Kg	☼	12/06/11 10:25	12/08/11 18:14	1
Manganese	250	B	1.0	0.051	mg/Kg	☼	12/06/11 10:25	12/08/11 18:14	1
Silver	0.34	U	0.34	0.068	mg/Kg	☼	12/06/11 10:25	12/08/11 18:14	1
Sodium	300	J	340	45	mg/Kg	☼	12/06/11 10:25	12/08/11 18:14	1
Nickel	13		2.7	0.18	mg/Kg	☼	12/06/11 10:25	12/08/11 18:14	1
Vanadium	13	B	3.4	0.082	mg/Kg	☼	12/06/11 10:25	12/08/11 18:14	1
Zinc	36		1.4	0.68	mg/Kg	☼	12/06/11 10:25	12/08/11 18:14	1
Arsenic	5.9		0.68	0.21	mg/Kg	☼	12/06/11 10:25	12/08/11 18:14	1
Lead	5.7		0.21	0.13	mg/Kg	☼	12/06/11 10:25	12/08/11 18:14	1
Selenium	0.34	U	0.34	0.31	mg/Kg	☼	12/06/11 10:25	12/08/11 18:14	1
Thallium	0.73		0.68	0.38	mg/Kg	☼	12/06/11 10:25	12/08/11 18:14	1

Method: 7471A - Mercury (CVAA)

Analyte	Result	Qualifier	RL	MDL	Unit	D	Prepared	Analyzed	Dil Fac
Mercury	0.071	U	0.071	0.011	mg/Kg	☼	12/06/11 14:00	12/06/11 16:38	1

Client: Conestoga-Rovers & Associates, Inc.
Project/Site: 17324-T07, RACER Former MTM

TestAmerica Job ID: 240-6481-1

Client Sample ID: S-017324-120211-TP-202
Date Collected: 12/02/11 10:30
Date Received: 12/03/11 10:00

Lab Sample ID: 240-6481-10
Matrix: Solid
Percent Solids: 86.4

Method: 8260B - Volatile Organic Compounds (GC/MS)

Analyte	Result	Qualifier	RL	MDL	Unit	D	Prepared	Analyzed	Dil Fac
Acetone	**10**	**B**	6.7	2.1	ug/Kg	☼	12/03/11 16:45	12/12/11 15:51	1
Benzene	1.7	U	1.7	0.077	ug/Kg	☼	12/03/11 16:45	12/12/11 15:51	1
Dichlorobromomethane	1.7	U	1.7	0.094	ug/Kg	☼	12/03/11 16:45	12/12/11 15:51	1
Bromoform	1.7	U	1.7	0.11	ug/Kg	☼	12/03/11 16:45	12/12/11 15:51	1
Bromomethane	1.7	U	1.7	0.18	ug/Kg	☼	12/03/11 16:45	12/12/11 15:51	1
2-Butanone (MEK)	**1.6**	**J**	6.7	0.47	ug/Kg	☼	12/03/11 16:45	12/12/11 15:51	1
Carbon disulfide	**0.34**	**J**	1.7	0.15	ug/Kg	☼	12/03/11 16:45	12/12/11 15:51	1
Carbon tetrachloride	1.7	U	1.7	0.12	ug/Kg	☼	12/03/11 16:45	12/12/11 15:51	1
Chlorobenzene	1.7	U	1.7	0.11	ug/Kg	☼	12/03/11 16:45	12/12/11 15:51	1
Chloroethane	1.7	U	1.7	0.29	ug/Kg	☼	12/03/11 16:45	12/12/11 15:51	1
Chloroform	1.7	U	1.7	0.097	ug/Kg	☼	12/03/11 16:45	12/12/11 15:51	1
Chloromethane	1.7	U	1.7	0.14	ug/Kg	☼	12/03/11 16:45	12/12/11 15:51	1
1,1-Dichloroethane	1.7	U	1.7	0.12	ug/Kg	☼	12/03/11 16:45	12/12/11 15:51	1
1,2-Dichloroethane	**0.13**	**J**	1.7	0.11	ug/Kg	☼	12/03/11 16:45	12/12/11 15:51	1
1,1-Dichloroethene	1.7	U	1.7	0.17	ug/Kg	☼	12/03/11 16:45	12/12/11 15:51	1
1,2-Dichloropropane	1.7	U	1.7	0.23	ug/Kg	☼	12/03/11 16:45	12/12/11 15:51	1
cis-1,3-Dichloropropene	1.7	U	1.7	0.11	ug/Kg	☼	12/03/11 16:45	12/12/11 15:51	1
trans-1,3-Dichloropropene	1.7	U	1.7	0.18	ug/Kg	☼	12/03/11 16:45	12/12/11 15:51	1
Ethylbenzene	1.7	U	1.7	0.087	ug/Kg	☼	12/03/11 16:45	12/12/11 15:51	1
2-Hexanone	6.7	U	6.7	0.21	ug/Kg	☼	12/03/11 16:45	12/12/11 15:51	1
Methylene Chloride	1.7	U	1.7	0.22	ug/Kg	☼	12/03/11 16:45	12/12/11 15:51	1
4-Methyl-2-pentanone (MIBK)	6.7	U	6.7	0.18	ug/Kg	☼	12/03/11 16:45	12/12/11 15:51	1
Styrene	1.7	U	1.7	0.050	ug/Kg	☼	12/03/11 16:45	12/12/11 15:51	1
1,1,2,2-Tetrachloroethane	1.7	U	1.7	0.11	ug/Kg	☼	12/03/11 16:45	12/12/11 15:51	1
Tetrachloroethene	1.7	U	1.7	0.17	ug/Kg	☼	12/03/11 16:45	12/12/11 15:51	1
Toluene	**0.28**	**J**	1.7	0.090	ug/Kg	☼	12/03/11 16:45	12/12/11 15:51	1
Trichloroethene	1.7	U	1.7	0.14	ug/Kg	☼	12/03/11 16:45	12/12/11 15:51	1
Vinyl chloride	1.7	U	1.7	0.13	ug/Kg	☼	12/03/11 16:45	12/12/11 15:51	1
Xylenes, Total	3.3	U	3.3	0.22	ug/Kg	☼	12/03/11 16:45	12/12/11 15:51	1
1,1,1-Trichloroethane	1.7	U	1.7	0.19	ug/Kg	☼	12/03/11 16:45	12/12/11 15:51	1
1,1,2-Trichloroethane	1.7	U	1.7	0.13	ug/Kg	☼	12/03/11 16:45	12/12/11 15:51	1
Cyclohexane	**0.14**	**J ***	3.3	0.11	ug/Kg	☼	12/03/11 16:45	12/12/11 15:51	1
1,2-Dibromo-3-Chloropropane	3.3	U	3.3	0.43	ug/Kg	☼	12/03/11 16:45	12/12/11 15:51	1
Ethylene Dibromide	1.7	U	1.7	0.17	ug/Kg	☼	12/03/11 16:45	12/12/11 15:51	1
Dichlorodifluoromethane	1.7	U	1.7	0.17	ug/Kg	☼	12/03/11 16:45	12/12/11 15:51	1
cis-1,2-Dichloroethene	1.7	U	1.7	0.12	ug/Kg	☼	12/03/11 16:45	12/12/11 15:51	1
trans-1,2-Dichloroethene	1.7	U *	1.7	0.14	ug/Kg	☼	12/03/11 16:45	12/12/11 15:51	1
Isopropylbenzene	**0.073**	**J**	1.7	0.054	ug/Kg	☼	12/03/11 16:45	12/12/11 15:51	1
Methyl acetate	3.3	U	3.3	0.47	ug/Kg	☼	12/03/11 16:45	12/12/11 15:51	1
Methyl tert-butyl ether	6.7	U	6.7	0.14	ug/Kg	☼	12/03/11 16:45	12/12/11 15:51	1
1,1,2-Trichloro-1,2,2-trifluoroethane	1.7	U	1.7	0.43	ug/Kg	☼	12/03/11 16:45	12/12/11 15:51	1
1,2,4-Trichlorobenzene	1.7	U	1.7	0.090	ug/Kg	☼	12/03/11 16:45	12/12/11 15:51	1
1,2-Dichlorobenzene	1.7	U	1.7	0.12	ug/Kg	☼	12/03/11 16:45	12/12/11 15:51	1
1,3-Dichlorobenzene	1.7	U	1.7	0.12	ug/Kg	☼	12/03/11 16:45	12/12/11 15:51	1
1,4-Dichlorobenzene	1.7	U	1.7	0.22	ug/Kg	☼	12/03/11 16:45	12/12/11 15:51	1
Trichlorofluoromethane	1.7	U	1.7	0.11	ug/Kg	☼	12/03/11 16:45	12/12/11 15:51	1
Chlorodibromomethane	1.7	U	1.7	0.18	ug/Kg	☼	12/03/11 16:45	12/12/11 15:51	1
Methylcyclohexane	**0.38**	**J**	3.3	0.10	ug/Kg	☼	12/03/11 16:45	12/12/11 15:51	1

Client Sample ID: S-017324-120211-TP-202
Date Collected: 12/02/11 10:30
Date Received: 12/03/11 10:00

Lab Sample ID: 240-6481-10
Matrix: Solid
Percent Solids: 86.4

Surrogate	*%Recovery*	*Qualifier*	*Limits*	*Prepared*	*Analyzed*	*Dil Fac*
1,2-Dichloroethane-d4 (Surr)	*112*		*58 - 123*	*12/03/11 16:45*	*12/12/11 15:51*	*1*
4-Bromofluorobenzene (Surr)	*135*		*52 - 136*	*12/03/11 16:45*	*12/12/11 15:51*	*1*
Toluene-d8 (Surr)	*108*		*67 - 125*	*12/03/11 16:45*	*12/12/11 15:51*	*1*
Dibromofluoromethane (Surr)	*103*		*37 - 132*	*12/03/11 16:45*	*12/12/11 15:51*	*1*

Method: 8270C - Semivolatile Organic Compounds (GC/MS)

Analyte	Result	Qualifier	RL	MDL	Unit	D	Prepared	Analyzed	Dil Fac
1,1'-Biphenyl	290	U	290	160	ug/Kg	☼	12/07/11 10:46	12/16/11 17:55	5
2,2'-oxybis[1-chloropropane]	580	U	580	55	ug/Kg	☼	12/07/11 10:46	12/16/11 17:55	5
2,4,5-Trichlorophenol	870	U	870	140	ug/Kg	☼	12/07/11 10:46	12/16/11 17:55	5
2,4,6-Trichlorophenol	870	U	870	460	ug/Kg	☼	12/07/11 10:46	12/16/11 17:55	5
2,4-Dichlorophenol	870	U	870	120	ug/Kg	☼	12/07/11 10:46	12/16/11 17:55	5
2,4-Dimethylphenol	870	U	870	120	ug/Kg	☼	12/07/11 10:46	12/16/11 17:55	5
2,4-Dinitrophenol	1900	U	1900	460	ug/Kg	☼	12/07/11 10:46	12/16/11 17:55	5
2,4-Dinitrotoluene	1200	U	1200	160	ug/Kg	☼	12/07/11 10:46	12/16/11 17:55	5
2,6-Dinitrotoluene	1200	U	1200	120	ug/Kg	☼	12/07/11 10:46	12/16/11 17:55	5
2-Chloronaphthalene	290	U	290	19	ug/Kg	☼	12/07/11 10:46	12/16/11 17:55	5
2-Chlorophenol	290	U	290	160	ug/Kg	☼	12/07/11 10:46	12/16/11 17:55	5
2-Methylnaphthalene	39	U	39	19	ug/Kg	☼	12/07/11 10:46	12/16/11 17:55	5
2-Methylphenol	1200	U	1200	460	ug/Kg	☼	12/07/11 10:46	12/16/11 17:55	5
2-Nitroaniline	1200	U	1200	53	ug/Kg	☼	12/07/11 10:46	12/16/11 17:55	5
2-Nitrophenol	290	U	290	160	ug/Kg	☼	12/07/11 10:46	12/16/11 17:55	5
3,3'-Dichlorobenzidine	580	U	580	100	ug/Kg	☼	12/07/11 10:46	12/16/11 17:55	5
3-Nitroaniline	1200	U	1200	92	ug/Kg	☼	12/07/11 10:46	12/16/11 17:55	5
4,6-Dinitro-2-methylphenol	870	U	870	460	ug/Kg	☼	12/07/11 10:46	12/16/11 17:55	5
4-Bromophenyl phenyl ether	290	U	290	75	ug/Kg	☼	12/07/11 10:46	12/16/11 17:55	5
4-Chloro-3-methylphenol	870	U	870	120	ug/Kg	☼	12/07/11 10:46	12/16/11 17:55	5
4-Chloroaniline	870	U	870	98	ug/Kg	☼	12/07/11 10:46	12/16/11 17:55	5
4-Chlorophenyl phenyl ether	290	U	290	75	ug/Kg	☼	12/07/11 10:46	12/16/11 17:55	5
4-Nitroaniline	1200	U	1200	150	ug/Kg	☼	12/07/11 10:46	12/16/11 17:55	5
4-Nitrophenol	1900	U	1900	460	ug/Kg	☼	12/07/11 10:46	12/16/11 17:55	5
Acenaphthene	39	U	39	19	ug/Kg	☼	12/07/11 10:46	12/16/11 17:55	5
Acenaphthylene	39	U	39	19	ug/Kg	☼	12/07/11 10:46	12/16/11 17:55	5
Acetophenone	580	U	580	53	ug/Kg	☼	12/07/11 10:46	12/16/11 17:55	5
Anthracene	39	U	39	19	ug/Kg	☼	12/07/11 10:46	12/16/11 17:55	5
Atrazine	1200	U	1200	53	ug/Kg	☼	12/07/11 10:46	12/16/11 17:55	5
Benzaldehyde	580	U	580	69	ug/Kg	☼	12/07/11 10:46	12/16/11 17:55	5
Benzo[a]anthracene	39	U	39	19	ug/Kg	☼	12/07/11 10:46	12/16/11 17:55	5
Benzo[a]pyrene	39	U	39	19	ug/Kg	☼	12/07/11 10:46	12/16/11 17:55	5
Benzo[b]fluoranthene	39	U	39	19	ug/Kg	☼	12/07/11 10:46	12/16/11 17:55	5
Benzo[g,h,i]perylene	39	U	39	19	ug/Kg	☼	12/07/11 10:46	12/16/11 17:55	5
Benzo[k]fluoranthene	39	U	39	19	ug/Kg	☼	12/07/11 10:46	12/16/11 17:55	5
Bis(2-chloroethoxy)methane	580	U	580	130	ug/Kg	☼	12/07/11 10:46	12/16/11 17:55	5
Bis(2-chloroethyl)ether	580	U	580	12	ug/Kg	☼	12/07/11 10:46	12/16/11 17:55	5
Bis(2-ethylhexyl) phthalate	290	U	290	110	ug/Kg	☼	12/07/11 10:46	12/16/11 17:55	5
Butyl benzyl phthalate	290	U	290	58	ug/Kg	☼	12/07/11 10:46	12/16/11 17:55	5
Caprolactam	1900	U	1900	210	ug/Kg	☼	12/07/11 10:46	12/16/11 17:55	5
Carbazole	290	U	290	160	ug/Kg	☼	12/07/11 10:46	12/16/11 17:55	5
Chrysene	**170**		39	6.4	ug/Kg	☼	12/07/11 10:46	12/16/11 17:55	5
Dibenz(a,h)anthracene	39	U	39	19	ug/Kg	☼	12/07/11 10:46	12/16/11 17:55	5
Dibenzofuran	290	U	290	19	ug/Kg	☼	12/07/11 10:46	12/16/11 17:55	5

Client Sample ID: S-017324-120211-TP-202
Date Collected: 12/02/11 10:30
Date Received: 12/03/11 10:00

Lab Sample ID: 240-6481-10
Matrix: Solid
Percent Solids: 86.4

Method: 8270C - Semivolatile Organic Compounds (GC/MS) (Continued)

Analyte	Result	Qualifier	RL	MDL	Unit	D	Prepared	Analyzed	Dil Fac
Diethyl phthalate	290	U	290	92	ug/Kg	☼	12/07/11 10:46	12/16/11 17:55	5
Dimethyl phthalate	290	U	290	98	ug/Kg	☼	12/07/11 10:46	12/16/11 17:55	5
Di-n-butyl phthalate	290	U	290	87	ug/Kg	☼	12/07/11 10:46	12/16/11 17:55	5
Di-n-octyl phthalate	290	U	290	160	ug/Kg	☼	12/07/11 10:46	12/16/11 17:55	5
Fluoranthene	39	U	39	19	ug/Kg	☼	12/07/11 10:46	12/16/11 17:55	5
Fluorene	**52**		39	19	ug/Kg	☼	12/07/11 10:46	12/16/11 17:55	5
Hexachlorobenzene	39	U	39	12	ug/Kg	☼	12/07/11 10:46	12/16/11 17:55	5
Hexachlorobutadiene	290	U	290	160	ug/Kg	☼	12/07/11 10:46	12/16/11 17:55	5
Hexachlorocyclopentadiene	1900	U	1900	160	ug/Kg	☼	12/07/11 10:46	12/16/11 17:55	5
Hexachloroethane	290	U	290	52	ug/Kg	☼	12/07/11 10:46	12/16/11 17:55	5
Indeno[1,2,3-cd]pyrene	39	U	39	19	ug/Kg	☼	12/07/11 10:46	12/16/11 17:55	5
Isophorone	290	U	290	75	ug/Kg	☼	12/07/11 10:46	12/16/11 17:55	5
Naphthalene	39	U	39	19	ug/Kg	☼	12/07/11 10:46	12/16/11 17:55	5
Nitrobenzene	580	U	580	13	ug/Kg	☼	12/07/11 10:46	12/16/11 17:55	5
N-Nitrosodi-n-propylamine	290	U	290	160	ug/Kg	☼	12/07/11 10:46	12/16/11 17:55	5
N-Nitrosodiphenylamine	290	U	290	120	ug/Kg	☼	12/07/11 10:46	12/16/11 17:55	5
Pentachlorophenol	870	U	870	460	ug/Kg	☼	12/07/11 10:46	12/16/11 17:55	5
Phenol	290	U	290	160	ug/Kg	☼	12/07/11 10:46	12/16/11 17:55	5
Phenanthrene	**80**		39	19	ug/Kg	☼	12/07/11 10:46	12/16/11 17:55	5
Pyrene	**80**		39	19	ug/Kg	☼	12/07/11 10:46	12/16/11 17:55	5
3 & 4 Methylphenol	2300	U	2300	120	ug/Kg	☼	12/07/11 10:46	12/16/11 17:55	5

Surrogate	*%Recovery*	*Qualifier*	*Limits*	*Prepared*	*Analyzed*	*Dil Fac*
2-Fluorobiphenyl (Surr)	*69*		*34 - 110*	*12/07/11 10:46*	*12/16/11 17:55*	*5*
2-Fluorophenol (Surr)	*66*		*26 - 110*	*12/07/11 10:46*	*12/16/11 17:55*	*5*
2,4,6-Tribromophenol (Surr)	*56*		*10 - 118*	*12/07/11 10:46*	*12/16/11 17:55*	*5*
Nitrobenzene-d5 (Surr)	*62*		*24 - 112*	*12/07/11 10:46*	*12/16/11 17:55*	*5*
Phenol-d5 (Surr)	*62*		*28 - 110*	*12/07/11 10:46*	*12/16/11 17:55*	*5*
Terphenyl-d14 (Surr)	*84*		*41 - 119*	*12/07/11 10:46*	*12/16/11 17:55*	*5*

Method: 8082 - Polychlorinated Biphenyls (PCBs) by Gas Chromatography

Analyte	Result	Qualifier	RL	MDL	Unit	D	Prepared	Analyzed	Dil Fac
Aroclor-1016	38	U	38	24	ug/Kg	☼	12/08/11 08:24	12/13/11 05:31	1
Aroclor-1221	38	U	38	18	ug/Kg	☼	12/08/11 08:24	12/13/11 05:31	1
Aroclor-1232	38	U	38	16	ug/Kg	☼	12/08/11 08:24	12/13/11 05:31	1
Aroclor-1242	38	U	38	15	ug/Kg	☼	12/08/11 08:24	12/13/11 05:31	1
Aroclor-1248	38	U	38	20	ug/Kg	☼	12/08/11 08:24	12/13/11 05:31	1
Aroclor-1254	38	U	38	20	ug/Kg	☼	12/08/11 08:24	12/13/11 05:31	1
Aroclor-1260	38	U	38	20	ug/Kg	☼	12/08/11 08:24	12/13/11 05:31	1

Surrogate	*%Recovery*	*Qualifier*	*Limits*	*Prepared*	*Analyzed*	*Dil Fac*
Tetrachloro-m-xylene	*43*		*29 - 151*	*12/08/11 08:24*	*12/13/11 05:31*	*1*
DCB Decachlorobiphenyl	*39*		*14 - 163*	*12/08/11 08:24*	*12/13/11 05:31*	*1*

Method: 6010B - Metals (ICP)

Analyte	Result	Qualifier	RL	MDL	Unit	D	Prepared	Analyzed	Dil Fac
Aluminum	**8000**		17	8.2	mg/Kg	☼	12/06/11 10:25	12/09/11 16:01	1
Antimony	**0.61**	**J**	0.86	0.33	mg/Kg	☼	12/06/11 10:25	12/08/11 18:20	1
Barium	**56**	**B**	17	0.061	mg/Kg	☼	12/06/11 10:25	12/08/11 18:20	1
Beryllium	**0.31**	**J**	0.43	0.037	mg/Kg	☼	12/06/11 10:25	12/08/11 18:20	1
Calcium	**37000**	**B**	430	14	mg/Kg	☼	12/06/11 10:25	12/08/11 18:20	1

Client: Conestoga-Rovers & Associates, Inc.
Project/Site: 17324-T07, RACER Former MTM

TestAmerica Job ID: 240-6481-1

Client Sample ID: S-017324-120211-TP-202
Date Collected: 12/02/11 10:30
Date Received: 12/03/11 10:00

Lab Sample ID: 240-6481-10
Matrix: Solid
Percent Solids: 86.4

Method: 6010B - Metals (ICP) (Continued)

Analyte	Result	Qualifier	RL	MDL	Unit	D	Prepared	Analyzed	Dil Fac
Cadmium	0.24		0.17	0.031	mg/Kg	☼	12/06/11 10:25	12/08/11 18:20	1
Cobalt	6.6		4.3	0.14	mg/Kg	☼	12/06/11 10:25	12/08/11 18:20	1
Chromium	13		0.43	0.17	mg/Kg	☼	12/06/11 10:25	12/08/11 18:20	1
Copper	17		2.1	0.63	mg/Kg	☼	12/06/11 10:25	12/08/11 18:20	1
Iron	16000		8.6	4.2	mg/Kg	☼	12/06/11 10:25	12/08/11 18:20	1
Potassium	1300	B	430	5.3	mg/Kg	☼	12/06/11 10:25	12/08/11 18:20	1
Magnesium	38000	B	430	4.4	mg/Kg	☼	12/06/11 10:25	12/08/11 18:20	1
Manganese	290	B	1.3	0.063	mg/Kg	☼	12/06/11 10:25	12/08/11 18:20	1
Silver	0.43	U	0.43	0.086	mg/Kg	☼	12/06/11 10:25	12/08/11 18:20	1
Sodium	150	J	430	57	mg/Kg	☼	12/06/11 10:25	12/08/11 18:20	1
Nickel	20		3.4	0.23	mg/Kg	☼	12/06/11 10:25	12/08/11 18:20	1
Vanadium	20	B	4.3	0.10	mg/Kg	☼	12/06/11 10:25	12/08/11 18:20	1
Zinc	52		1.7	0.86	mg/Kg	☼	12/06/11 10:25	12/08/11 18:20	1
Arsenic	7.5		0.86	0.26	mg/Kg	☼	12/06/11 10:25	12/08/11 18:20	1
Lead	8.3		0.26	0.16	mg/Kg	☼	12/06/11 10:25	12/08/11 18:20	1
Selenium	0.43	U	0.43	0.39	mg/Kg	☼	12/06/11 10:25	12/08/11 18:20	1
Thallium	0.95		0.86	0.47	mg/Kg	☼	12/06/11 10:25	12/08/11 18:20	1

Method: 7471A - Mercury (CVAA)

Analyte	Result	Qualifier	RL	MDL	Unit	D	Prepared	Analyzed	Dil Fac
Mercury	0.024	J	0.070	0.011	mg/Kg	☼	12/06/11 14:00	12/06/11 16:39	1

Client: Conestoga-Rovers & Associates, Inc.
Project/Site: 17324-T07, RACER Former MTM

TestAmerica Job ID: 240-6481-1

Client Sample ID: S-017324-120211-TP-203
Date Collected: 12/02/11 10:40
Date Received: 12/03/11 10:00

Lab Sample ID: 240-6481-11
Matrix: Solid
Percent Solids: 86.3

Method: 8260B - Volatile Organic Compounds (GC/MS)

Analyte	Result	Qualifier	RL	MDL	Unit	D	Prepared	Analyzed	Dil Fac
Acetone	**8.3**	**B**	7.6	2.4	ug/Kg	☼	12/03/11 16:45	12/12/11 16:13	1
Benzene	1.9	U	1.9	0.088	ug/Kg	☼	12/03/11 16:45	12/12/11 16:13	1
Dichlorobromomethane	1.9	U	1.9	0.11	ug/Kg	☼	12/03/11 16:45	12/12/11 16:13	1
Bromoform	1.9	U	1.9	0.13	ug/Kg	☼	12/03/11 16:45	12/12/11 16:13	1
Bromomethane	1.9	U	1.9	0.21	ug/Kg	☼	12/03/11 16:45	12/12/11 16:13	1
2-Butanone (MEK)	**1.1**	**J**	7.6	0.54	ug/Kg	☼	12/03/11 16:45	12/12/11 16:13	1
Carbon disulfide	**0.36**	**J**	1.9	0.17	ug/Kg	☼	12/03/11 16:45	12/12/11 16:13	1
Carbon tetrachloride	1.9	U	1.9	0.14	ug/Kg	☼	12/03/11 16:45	12/12/11 16:13	1
Chlorobenzene	1.9	U	1.9	0.13	ug/Kg	☼	12/03/11 16:45	12/12/11 16:13	1
Chloroethane	1.9	U	1.9	0.33	ug/Kg	☼	12/03/11 16:45	12/12/11 16:13	1
Chloroform	1.9	U	1.9	0.11	ug/Kg	☼	12/03/11 16:45	12/12/11 16:13	1
Chloromethane	1.9	U	1.9	0.16	ug/Kg	☼	12/03/11 16:45	12/12/11 16:13	1
1,1-Dichloroethane	1.9	U	1.9	0.14	ug/Kg	☼	12/03/11 16:45	12/12/11 16:13	1
1,2-Dichloroethane	**0.18**	**J**	1.9	0.13	ug/Kg	☼	12/03/11 16:45	12/12/11 16:13	1
1,1-Dichloroethene	1.9	U	1.9	0.20	ug/Kg	☼	12/03/11 16:45	12/12/11 16:13	1
1,2-Dichloropropane	1.9	U	1.9	0.26	ug/Kg	☼	12/03/11 16:45	12/12/11 16:13	1
cis-1,3-Dichloropropene	1.9	U	1.9	0.13	ug/Kg	☼	12/03/11 16:45	12/12/11 16:13	1
trans-1,3-Dichloropropene	1.9	U	1.9	0.21	ug/Kg	☼	12/03/11 16:45	12/12/11 16:13	1
Ethylbenzene	1.9	U	1.9	0.099	ug/Kg	☼	12/03/11 16:45	12/12/11 16:13	1
2-Hexanone	7.6	U	7.6	0.24	ug/Kg	☼	12/03/11 16:45	12/12/11 16:13	1
Methylene Chloride	1.9	U	1.9	0.26	ug/Kg	☼	12/03/11 16:45	12/12/11 16:13	1
4-Methyl-2-pentanone (MIBK)	7.6	U	7.6	0.21	ug/Kg	☼	12/03/11 16:45	12/12/11 16:13	1
Styrene	1.9	U	1.9	0.057	ug/Kg	☼	12/03/11 16:45	12/12/11 16:13	1
1,1,2,2-Tetrachloroethane	1.9	U	1.9	0.13	ug/Kg	☼	12/03/11 16:45	12/12/11 16:13	1
Tetrachloroethene	1.9	U	1.9	0.20	ug/Kg	☼	12/03/11 16:45	12/12/11 16:13	1
Toluene	**0.32**	**J**	1.9	0.10	ug/Kg	☼	12/03/11 16:45	12/12/11 16:13	1
Trichloroethene	1.9	U	1.9	0.16	ug/Kg	☼	12/03/11 16:45	12/12/11 16:13	1
Vinyl chloride	1.9	U	1.9	0.15	ug/Kg	☼	12/03/11 16:45	12/12/11 16:13	1
Xylenes, Total	3.8	U	3.8	0.26	ug/Kg	☼	12/03/11 16:45	12/12/11 16:13	1
1,1,1-Trichloroethane	1.9	U	1.9	0.21	ug/Kg	☼	12/03/11 16:45	12/12/11 16:13	1
1,1,2-Trichloroethane	1.9	U	1.9	0.15	ug/Kg	☼	12/03/11 16:45	12/12/11 16:13	1
Cyclohexane	3.8	U *	3.8	0.13	ug/Kg	☼	12/03/11 16:45	12/12/11 16:13	1
1,2-Dibromo-3-Chloropropane	3.8	U	3.8	0.50	ug/Kg	☼	12/03/11 16:45	12/12/11 16:13	1
Ethylene Dibromide	1.9	U	1.9	0.19	ug/Kg	☼	12/03/11 16:45	12/12/11 16:13	1
Dichlorodifluoromethane	1.9	U	1.9	0.19	ug/Kg	☼	12/03/11 16:45	12/12/11 16:13	1
cis-1,2-Dichloroethene	1.9	U	1.9	0.14	ug/Kg	☼	12/03/11 16:45	12/12/11 16:13	1
trans-1,2-Dichloroethene	1.9	U *	1.9	0.16	ug/Kg	☼	12/03/11 16:45	12/12/11 16:13	1
Isopropylbenzene	1.9	U	1.9	0.061	ug/Kg	☼	12/03/11 16:45	12/12/11 16:13	1
Methyl acetate	3.8	U	3.8	0.54	ug/Kg	☼	12/03/11 16:45	12/12/11 16:13	1
Methyl tert-butyl ether	7.6	U	7.6	0.16	ug/Kg	☼	12/03/11 16:45	12/12/11 16:13	1
1,1,2-Trichloro-1,2,2-trifluoroethane	1.9	U	1.9	0.50	ug/Kg	☼	12/03/11 16:45	12/12/11 16:13	1
1,2,4-Trichlorobenzene	1.9	U	1.9	0.10	ug/Kg	☼	12/03/11 16:45	12/12/11 16:13	1
1,2-Dichlorobenzene	1.9	U	1.9	0.14	ug/Kg	☼	12/03/11 16:45	12/12/11 16:13	1
1,3-Dichlorobenzene	1.9	U	1.9	0.13	ug/Kg	☼	12/03/11 16:45	12/12/11 16:13	1
1,4-Dichlorobenzene	1.9	U	1.9	0.25	ug/Kg	☼	12/03/11 16:45	12/12/11 16:13	1
Trichlorofluoromethane	1.9	U	1.9	0.13	ug/Kg	☼	12/03/11 16:45	12/12/11 16:13	1
Chlorodibromomethane	1.9	U	1.9	0.21	ug/Kg	☼	12/03/11 16:45	12/12/11 16:13	1
Methylcyclohexane	**0.14**	**J**	3.8	0.12	ug/Kg	☼	12/03/11 16:45	12/12/11 16:13	1

Client: Conestoga-Rovers & Associates, Inc.
Project/Site: 17324-T07, RACER Former MTM

TestAmerica Job ID: 240-6481-1

Client Sample ID: S-017324-120211-TP-203
Date Collected: 12/02/11 10:40
Date Received: 12/03/11 10:00

Lab Sample ID: 240-6481-11
Matrix: Solid
Percent Solids: 86.3

Surrogate	*%Recovery*	*Qualifier*	*Limits*	*Prepared*	*Analyzed*	*Dil Fac*
1,2-Dichloroethane-d4 (Surr)	*104*		*58 - 123*	*12/03/11 16:45*	*12/12/11 16:13*	*1*
4-Bromofluorobenzene (Surr)	*107*		*52 - 136*	*12/03/11 16:45*	*12/12/11 16:13*	*1*
Toluene-d8 (Surr)	*101*		*67 - 125*	*12/03/11 16:45*	*12/12/11 16:13*	*1*
Dibromofluoromethane (Surr)	*96*		*37 - 132*	*12/03/11 16:45*	*12/12/11 16:13*	*1*

Method: 8270C - Semivolatile Organic Compounds (GC/MS)

Analyte	Result	Qualifier	RL	MDL	Unit	D	Prepared	Analyzed	Dil Fac
1,1'-Biphenyl	580	U	580	310	ug/Kg	☼	12/07/11 10:46	12/19/11 18:10	10
2,2'-oxybis[1-chloropropane]	1200	U	1200	110	ug/Kg	☼	12/07/11 10:46	12/19/11 18:10	10
2,4,5-Trichlorophenol	1700	U	1700	290	ug/Kg	☼	12/07/11 10:46	12/19/11 18:10	10
2,4,6-Trichlorophenol	1700	U	1700	930	ug/Kg	☼	12/07/11 10:46	12/19/11 18:10	10
2,4-Dichlorophenol	1700	U	1700	230	ug/Kg	☼	12/07/11 10:46	12/19/11 18:10	10
2,4-Dimethylphenol	1700	U	1700	230	ug/Kg	☼	12/07/11 10:46	12/19/11 18:10	10
2,4-Dinitrophenol	3800	U	3800	930	ug/Kg	☼	12/07/11 10:46	12/19/11 18:10	10
2,4-Dinitrotoluene	2300	U	2300	310	ug/Kg	☼	12/07/11 10:46	12/19/11 18:10	10
2,6-Dinitrotoluene	2300	U	2300	240	ug/Kg	☼	12/07/11 10:46	12/19/11 18:10	10
2-Chloronaphthalene	580	U	580	38	ug/Kg	☼	12/07/11 10:46	12/19/11 18:10	10
2-Chlorophenol	580	U	580	310	ug/Kg	☼	12/07/11 10:46	12/19/11 18:10	10
2-Methylnaphthalene	77	U	77	38	ug/Kg	☼	12/07/11 10:46	12/19/11 18:10	10
2-Methylphenol	2300	U	2300	930	ug/Kg	☼	12/07/11 10:46	12/19/11 18:10	10
2-Nitroaniline	2300	U	2300	110	ug/Kg	☼	12/07/11 10:46	12/19/11 18:10	10
2-Nitrophenol	580	U	580	310	ug/Kg	☼	12/07/11 10:46	12/19/11 18:10	10
3,3'-Dichlorobenzidine	1200	U	1200	210	ug/Kg	☼	12/07/11 10:46	12/19/11 18:10	10
3-Nitroaniline	2300	U	2300	190	ug/Kg	☼	12/07/11 10:46	12/19/11 18:10	10
4,6-Dinitro-2-methylphenol	1700	U	1700	930	ug/Kg	☼	12/07/11 10:46	12/19/11 18:10	10
4-Bromophenyl phenyl ether	580	U	580	150	ug/Kg	☼	12/07/11 10:46	12/19/11 18:10	10
4-Chloro-3-methylphenol	1700	U	1700	240	ug/Kg	☼	12/07/11 10:46	12/19/11 18:10	10
4-Chloroaniline	1700	U	1700	200	ug/Kg	☼	12/07/11 10:46	12/19/11 18:10	10
4-Chlorophenyl phenyl ether	580	U	580	150	ug/Kg	☼	12/07/11 10:46	12/19/11 18:10	10
4-Nitroaniline	2300	U	2300	300	ug/Kg	☼	12/07/11 10:46	12/19/11 18:10	10
4-Nitrophenol	3800	U	3800	930	ug/Kg	☼	12/07/11 10:46	12/19/11 18:10	10
Acenaphthene	77	U	77	38	ug/Kg	☼	12/07/11 10:46	12/19/11 18:10	10
Acenaphthylene	77	U	77	38	ug/Kg	☼	12/07/11 10:46	12/19/11 18:10	10
Acetophenone	1200	U	1200	110	ug/Kg	☼	12/07/11 10:46	12/19/11 18:10	10
Anthracene	77	U	77	38	ug/Kg	☼	12/07/11 10:46	12/19/11 18:10	10
Atrazine	2300	U	2300	110	ug/Kg	☼	12/07/11 10:46	12/19/11 18:10	10
Benzaldehyde	1200	U	1200	140	ug/Kg	☼	12/07/11 10:46	12/19/11 18:10	10
Benzo[a]anthracene	77	U	77	38	ug/Kg	☼	12/07/11 10:46	12/19/11 18:10	10
Benzo[a]pyrene	77	U	77	38	ug/Kg	☼	12/07/11 10:46	12/19/11 18:10	10
Benzo[b]fluoranthene	77	U	77	38	ug/Kg	☼	12/07/11 10:46	12/19/11 18:10	10
Benzo[g,h,i]perylene	77	U	77	38	ug/Kg	☼	12/07/11 10:46	12/19/11 18:10	10
Benzo[k]fluoranthene	77	U	77	38	ug/Kg	☼	12/07/11 10:46	12/19/11 18:10	10
Bis(2-chloroethoxy)methane	1200	U	1200	260	ug/Kg	☼	12/07/11 10:46	12/19/11 18:10	10
Bis(2-chloroethyl)ether	1200	U	1200	23	ug/Kg	☼	12/07/11 10:46	12/19/11 18:10	10
Bis(2-ethylhexyl) phthalate	580	U	580	220	ug/Kg	☼	12/07/11 10:46	12/19/11 18:10	10
Butyl benzyl phthalate	580	U	580	120	ug/Kg	☼	12/07/11 10:46	12/19/11 18:10	10
Caprolactam	3800	U	3800	430	ug/Kg	☼	12/07/11 10:46	12/19/11 18:10	10
Carbazole	580	U	580	310	ug/Kg	☼	12/07/11 10:46	12/19/11 18:10	10
Chrysene	77	U	77	13	ug/Kg	☼	12/07/11 10:46	12/19/11 18:10	10
Dibenz(a,h)anthracene	77	U	77	38	ug/Kg	☼	12/07/11 10:46	12/19/11 18:10	10
Dibenzofuran	580	U	580	38	ug/Kg	☼	12/07/11 10:46	12/19/11 18:10	10

Client: Conestoga-Rovers & Associates, Inc.
Project/Site: 17324-T07, RACER Former MTM

TestAmerica Job ID: 240-6481-1

Client Sample ID: S-017324-120211-TP-203
Date Collected: 12/02/11 10:40
Date Received: 12/03/11 10:00

Lab Sample ID: 240-6481-11
Matrix: Solid
Percent Solids: 86.3

Method: 8270C - Semivolatile Organic Compounds (GC/MS) (Continued)

Analyte	Result	Qualifier	RL	MDL	Unit	D	Prepared	Analyzed	Dil Fac
Diethyl phthalate	580	U	580	190	ug/Kg	☼	12/07/11 10:46	12/19/11 18:10	10
Dimethyl phthalate	580	U	580	200	ug/Kg	☼	12/07/11 10:46	12/19/11 18:10	10
Di-n-butyl phthalate	580	U	580	170	ug/Kg	☼	12/07/11 10:46	12/19/11 18:10	10
Di-n-octyl phthalate	580	U	580	310	ug/Kg	☼	12/07/11 10:46	12/19/11 18:10	10
Fluoranthene	77	U	77	38	ug/Kg	☼	12/07/11 10:46	12/19/11 18:10	10
Fluorene	77	U	77	38	ug/Kg	☼	12/07/11 10:46	12/19/11 18:10	10
Hexachlorobenzene	77	U	77	24	ug/Kg	☼	12/07/11 10:46	12/19/11 18:10	10
Hexachlorobutadiene	580	U	580	310	ug/Kg	☼	12/07/11 10:46	12/19/11 18:10	10
Hexachlorocyclopentadiene	3800	U	3800	310	ug/Kg	☼	12/07/11 10:46	12/19/11 18:10	10
Hexachloroethane	580	U	580	100	ug/Kg	☼	12/07/11 10:46	12/19/11 18:10	10
Indeno[1,2,3-cd]pyrene	77	U	77	38	ug/Kg	☼	12/07/11 10:46	12/19/11 18:10	10
Isophorone	580	U	580	150	ug/Kg	☼	12/07/11 10:46	12/19/11 18:10	10
Naphthalene	77	U	77	38	ug/Kg	☼	12/07/11 10:46	12/19/11 18:10	10
Nitrobenzene	1200	U	1200	26	ug/Kg	☼	12/07/11 10:46	12/19/11 18:10	10
N-Nitrosodi-n-propylamine	580	U	580	310	ug/Kg	☼	12/07/11 10:46	12/19/11 18:10	10
N-Nitrosodiphenylamine	580	U	580	240	ug/Kg	☼	12/07/11 10:46	12/19/11 18:10	10
Pentachlorophenol	1700	U	1700	930	ug/Kg	☼	12/07/11 10:46	12/19/11 18:10	10
Phenol	580	U	580	310	ug/Kg	☼	12/07/11 10:46	12/19/11 18:10	10
Phenanthrene	**160**		77	38	ug/Kg	☼	12/07/11 10:46	12/19/11 18:10	10
Pyrene	**89**		77	38	ug/Kg	☼	12/07/11 10:46	12/19/11 18:10	10
3 & 4 Methylphenol	4600	U	4600	230	ug/Kg	☼	12/07/11 10:46	12/19/11 18:10	10

Surrogate	*%Recovery*	*Qualifier*	*Limits*	*Prepared*	*Analyzed*	*Dil Fac*
2-Fluorobiphenyl (Surr)	*60*		*34 - 110*	*12/07/11 10:46*	*12/19/11 18:10*	*10*
2-Fluorophenol (Surr)	*28*		*26 - 110*	*12/07/11 10:46*	*12/19/11 18:10*	*10*
2,4,6-Tribromophenol (Surr)	*0*	*X*	*10 - 118*	*12/07/11 10:46*	*12/19/11 18:10*	*10*
Nitrobenzene-d5 (Surr)	*48*		*24 - 112*	*12/07/11 10:46*	*12/19/11 18:10*	*10*
Phenol-d5 (Surr)	*34*		*28 - 110*	*12/07/11 10:46*	*12/19/11 18:10*	*10*
Terphenyl-d14 (Surr)	*72*		*41 - 119*	*12/07/11 10:46*	*12/19/11 18:10*	*10*

Method: 8082 - Polychlorinated Biphenyls (PCBs) by Gas Chromatography

Analyte	Result	Qualifier	RL	MDL	Unit	D	Prepared	Analyzed	Dil Fac
Aroclor-1016	38	U	38	24	ug/Kg	☼	12/08/11 08:24	12/13/11 05:46	1
Aroclor-1221	38	U	38	18	ug/Kg	☼	12/08/11 08:24	12/13/11 05:46	1
Aroclor-1232	38	U	38	16	ug/Kg	☼	12/08/11 08:24	12/13/11 05:46	1
Aroclor-1242	38	U	38	15	ug/Kg	☼	12/08/11 08:24	12/13/11 05:46	1
Aroclor-1248	38	U	38	20	ug/Kg	☼	12/08/11 08:24	12/13/11 05:46	1
Aroclor-1254	38	U	38	20	ug/Kg	☼	12/08/11 08:24	12/13/11 05:46	1
Aroclor-1260	38	U	38	20	ug/Kg	☼	12/08/11 08:24	12/13/11 05:46	1

Surrogate	*%Recovery*	*Qualifier*	*Limits*	*Prepared*	*Analyzed*	*Dil Fac*
Tetrachloro-m-xylene	*54*		*29 - 151*	*12/08/11 08:24*	*12/13/11 05:46*	*1*
DCB Decachlorobiphenyl	*51*		*14 - 163*	*12/08/11 08:24*	*12/13/11 05:46*	*1*

Method: 6010B - Metals (ICP)

Analyte	Result	Qualifier	RL	MDL	Unit	D	Prepared	Analyzed	Dil Fac
Aluminum	**7500**		18	8.7	mg/Kg	☼	12/06/11 10:25	12/09/11 16:07	1
Antimony	**0.74**	**J**	0.90	0.35	mg/Kg	☼	12/06/11 10:25	12/08/11 18:26	1
Barium	**51**	**B**	18	0.064	mg/Kg	☼	12/06/11 10:25	12/08/11 18:26	1
Beryllium	**0.28**	**J**	0.45	0.039	mg/Kg	☼	12/06/11 10:25	12/08/11 18:26	1
Calcium	**40000**	**B**	450	14	mg/Kg	☼	12/06/11 10:25	12/08/11 18:26	1

Client: Conestoga-Rovers & Associates, Inc.
Project/Site: 17324-T07, RACER Former MTM

TestAmerica Job ID: 240-6481-1

Client Sample ID: S-017324-120211-TP-203
Date Collected: 12/02/11 10:40
Date Received: 12/03/11 10:00

Lab Sample ID: 240-6481-11
Matrix: Solid
Percent Solids: 86.3

Method: 6010B - Metals (ICP) (Continued)

Analyte	Result	Qualifier	RL	MDL	Unit	D	Prepared	Analyzed	Dil Fac
Cadmium	0.17	J	0.18	0.033	mg/Kg	☼	12/06/11 10:25	12/08/11 18:26	1
Cobalt	6.7		4.5	0.14	mg/Kg	☼	12/06/11 10:25	12/08/11 18:26	1
Chromium	11		0.45	0.18	mg/Kg	☼	12/06/11 10:25	12/08/11 18:26	1
Copper	15		2.3	0.67	mg/Kg	☼	12/06/11 10:25	12/08/11 18:26	1
Iron	16000		9.0	4.4	mg/Kg	☼	12/06/11 10:25	12/08/11 18:26	1
Potassium	1600	B	450	5.6	mg/Kg	☼	12/06/11 10:25	12/08/11 18:26	1
Magnesium	38000	B	450	4.6	mg/Kg	☼	12/06/11 10:25	12/08/11 18:26	1
Manganese	340	B	1.4	0.067	mg/Kg	☼	12/06/11 10:25	12/08/11 18:26	1
Silver	0.45	U	0.45	0.090	mg/Kg	☼	12/06/11 10:25	12/08/11 18:26	1
Sodium	180	J	450	60	mg/Kg	☼	12/06/11 10:25	12/08/11 18:26	1
Nickel	17		3.6	0.24	mg/Kg	☼	12/06/11 10:25	12/08/11 18:26	1
Vanadium	17	B	4.5	0.11	mg/Kg	☼	12/06/11 10:25	12/08/11 18:26	1
Zinc	42		1.8	0.90	mg/Kg	☼	12/06/11 10:25	12/08/11 18:26	1
Arsenic	6.2		0.90	0.27	mg/Kg	☼	12/06/11 10:25	12/08/11 18:26	1
Lead	7.8		0.27	0.17	mg/Kg	☼	12/06/11 10:25	12/08/11 18:26	1
Selenium	0.45	U	0.45	0.41	mg/Kg	☼	12/06/11 10:25	12/08/11 18:26	1
Thallium	1.3		0.90	0.50	mg/Kg	☼	12/06/11 10:25	12/08/11 18:26	1

Method: 7471A - Mercury (CVAA)

Analyte	Result	Qualifier	RL	MDL	Unit	D	Prepared	Analyzed	Dil Fac
Mercury	0.012	J	0.081	0.012	mg/Kg	☼	12/06/11 14:00	12/06/11 16:41	1

Client: Conestoga-Rovers & Associates, Inc.
Project/Site: 17324-T07, RACER Former MTM

TestAmerica Job ID: 240-6481-1

Client Sample ID: S-017324-120211-TP-204
Date Collected: 12/02/11 11:10
Date Received: 12/03/11 10:00

Lab Sample ID: 240-6481-12
Matrix: Solid
Percent Solids: 73.6

Method: 8260B - Volatile Organic Compounds (GC/MS)

Analyte	Result	Qualifier	RL	MDL	Unit	D	Prepared	Analyzed	Dil Fac
Acetone	**26**	**B**	10	3.2	ug/Kg	☼	12/03/11 16:45	12/12/11 16:34	1
Benzene	2.5	U	2.5	0.12	ug/Kg	☼	12/03/11 16:45	12/12/11 16:34	1
Dichlorobromomethane	2.5	U	2.5	0.14	ug/Kg	☼	12/03/11 16:45	12/12/11 16:34	1
Bromoform	2.5	U	2.5	0.17	ug/Kg	☼	12/03/11 16:45	12/12/11 16:34	1
Bromomethane	2.5	U	2.5	0.27	ug/Kg	☼	12/03/11 16:45	12/12/11 16:34	1
2-Butanone (MEK)	**5.7**	**J**	10	0.70	ug/Kg	☼	12/03/11 16:45	12/12/11 16:34	1
Carbon disulfide	**0.53**	**J**	2.5	0.22	ug/Kg	☼	12/03/11 16:45	12/12/11 16:34	1
Carbon tetrachloride	2.5	U	2.5	0.19	ug/Kg	☼	12/03/11 16:45	12/12/11 16:34	1
Chlorobenzene	2.5	U	2.5	0.17	ug/Kg	☼	12/03/11 16:45	12/12/11 16:34	1
Chloroethane	2.5	U	2.5	0.43	ug/Kg	☼	12/03/11 16:45	12/12/11 16:34	1
Chloroform	2.5	U	2.5	0.15	ug/Kg	☼	12/03/11 16:45	12/12/11 16:34	1
Chloromethane	2.5	U	2.5	0.21	ug/Kg	☼	12/03/11 16:45	12/12/11 16:34	1
1,1-Dichloroethane	2.5	U	2.5	0.18	ug/Kg	☼	12/03/11 16:45	12/12/11 16:34	1
1,2-Dichloroethane	**0.23**	**J**	2.5	0.17	ug/Kg	☼	12/03/11 16:45	12/12/11 16:34	1
1,1-Dichloroethene	2.5	U	2.5	0.26	ug/Kg	☼	12/03/11 16:45	12/12/11 16:34	1
1,2-Dichloropropane	2.5	U	2.5	0.35	ug/Kg	☼	12/03/11 16:45	12/12/11 16:34	1
cis-1,3-Dichloropropene	2.5	U	2.5	0.17	ug/Kg	☼	12/03/11 16:45	12/12/11 16:34	1
trans-1,3-Dichloropropene	2.5	U	2.5	0.27	ug/Kg	☼	12/03/11 16:45	12/12/11 16:34	1
Ethylbenzene	2.5	U	2.5	0.13	ug/Kg	☼	12/03/11 16:45	12/12/11 16:34	1
2-Hexanone	10	U	10	0.32	ug/Kg	☼	12/03/11 16:45	12/12/11 16:34	1
Methylene Chloride	2.5	U	2.5	0.34	ug/Kg	☼	12/03/11 16:45	12/12/11 16:34	1
4-Methyl-2-pentanone (MIBK)	10	U	10	0.27	ug/Kg	☼	12/03/11 16:45	12/12/11 16:34	1
Styrene	2.5	U	2.5	0.075	ug/Kg	☼	12/03/11 16:45	12/12/11 16:34	1
1,1,2,2-Tetrachloroethane	2.5	U	2.5	0.17	ug/Kg	☼	12/03/11 16:45	12/12/11 16:34	1
Tetrachloroethene	2.5	U	2.5	0.26	ug/Kg	☼	12/03/11 16:45	12/12/11 16:34	1
Toluene	**0.47**	**J**	2.5	0.14	ug/Kg	☼	12/03/11 16:45	12/12/11 16:34	1
Trichloroethene	2.5	U	2.5	0.21	ug/Kg	☼	12/03/11 16:45	12/12/11 16:34	1
Vinyl chloride	2.5	U	2.5	0.20	ug/Kg	☼	12/03/11 16:45	12/12/11 16:34	1
Xylenes, Total	5.0	U	5.0	0.34	ug/Kg	☼	12/03/11 16:45	12/12/11 16:34	1
1,1,1-Trichloroethane	2.5	U	2.5	0.28	ug/Kg	☼	12/03/11 16:45	12/12/11 16:34	1
1,1,2-Trichloroethane	2.5	U	2.5	0.20	ug/Kg	☼	12/03/11 16:45	12/12/11 16:34	1
Cyclohexane	5.0	U *	5.0	0.17	ug/Kg	☼	12/03/11 16:45	12/12/11 16:34	1
1,2-Dibromo-3-Chloropropane	5.0	U	5.0	0.65	ug/Kg	☼	12/03/11 16:45	12/12/11 16:34	1
Ethylene Dibromide	2.5	U	2.5	0.25	ug/Kg	☼	12/03/11 16:45	12/12/11 16:34	1
Dichlorodifluoromethane	2.5	U	2.5	0.25	ug/Kg	☼	12/03/11 16:45	12/12/11 16:34	1
cis-1,2-Dichloroethene	2.5	U	2.5	0.18	ug/Kg	☼	12/03/11 16:45	12/12/11 16:34	1
trans-1,2-Dichloroethene	2.5	U *	2.5	0.21	ug/Kg	☼	12/03/11 16:45	12/12/11 16:34	1
Isopropylbenzene	2.5	U	2.5	0.080	ug/Kg	☼	12/03/11 16:45	12/12/11 16:34	1
Methyl acetate	5.0	U	5.0	0.70	ug/Kg	☼	12/03/11 16:45	12/12/11 16:34	1
Methyl tert-butyl ether	10	U	10	0.22	ug/Kg	☼	12/03/11 16:45	12/12/11 16:34	1
1,1,2-Trichloro-1,2,2-trifluoroethane	2.5	U	2.5	0.65	ug/Kg	☼	12/03/11 16:45	12/12/11 16:34	1
1,2,4-Trichlorobenzene	2.5	U	2.5	0.14	ug/Kg	☼	12/03/11 16:45	12/12/11 16:34	1
1,2-Dichlorobenzene	2.5	U	2.5	0.18	ug/Kg	☼	12/03/11 16:45	12/12/11 16:34	1
1,3-Dichlorobenzene	2.5	U	2.5	0.18	ug/Kg	☼	12/03/11 16:45	12/12/11 16:34	1
1,4-Dichlorobenzene	2.5	U	2.5	0.33	ug/Kg	☼	12/03/11 16:45	12/12/11 16:34	1
Trichlorofluoromethane	2.5	U	2.5	0.17	ug/Kg	☼	12/03/11 16:45	12/12/11 16:34	1
Chlorodibromomethane	2.5	U	2.5	0.28	ug/Kg	☼	12/03/11 16:45	12/12/11 16:34	1
Methylcyclohexane	5.0	U	5.0	0.16	ug/Kg	☼	12/03/11 16:45	12/12/11 16:34	1

Client: Conestoga-Rovers & Associates, Inc.
Project/Site: 17324-T07, RACER Former MTM

TestAmerica Job ID: 240-6481-1

Client Sample ID: S-017324-120211-TP-204
Date Collected: 12/02/11 11:10
Date Received: 12/03/11 10:00

Lab Sample ID: 240-6481-12
Matrix: Solid
Percent Solids: 73.6

Surrogate	%Recovery	Qualifier	Limits	Prepared	Analyzed	Dil Fac
1,2-Dichloroethane-d4 (Surr)	*103*		*58 - 123*	*12/03/11 16:45*	*12/12/11 16:34*	*1*
4-Bromofluorobenzene (Surr)	*102*		*52 - 136*	*12/03/11 16:45*	*12/12/11 16:34*	*1*
Toluene-d8 (Surr)	*102*		*67 - 125*	*12/03/11 16:45*	*12/12/11 16:34*	*1*
Dibromofluoromethane (Surr)	*95*		*37 - 132*	*12/03/11 16:45*	*12/12/11 16:34*	*1*

Method: 8270C - Semivolatile Organic Compounds (GC/MS)

Analyte	Result	Qualifier	RL	MDL	Unit	D	Prepared	Analyzed	Dil Fac
1,1'-Biphenyl	68	U	68	37	ug/Kg	☼	12/07/11 10:46	12/14/11 16:51	1
2,2'-oxybis[1-chloropropane]	140	U	140	13	ug/Kg	☼	12/07/11 10:46	12/14/11 16:51	1
2,4,5-Trichlorophenol	200	U	200	34	ug/Kg	☼	12/07/11 10:46	12/14/11 16:51	1
2,4,6-Trichlorophenol	200	U	200	110	ug/Kg	☼	12/07/11 10:46	12/14/11 16:51	1
2,4-Dichlorophenol	200	U	200	27	ug/Kg	☼	12/07/11 10:46	12/14/11 16:51	1
2,4-Dimethylphenol	200	U	200	27	ug/Kg	☼	12/07/11 10:46	12/14/11 16:51	1
2,4-Dinitrophenol	450	U	450	110	ug/Kg	☼	12/07/11 10:46	12/14/11 16:51	1
2,4-Dinitrotoluene	270	U	270	37	ug/Kg	☼	12/07/11 10:46	12/14/11 16:51	1
2,6-Dinitrotoluene	270	U	270	29	ug/Kg	☼	12/07/11 10:46	12/14/11 16:51	1
2-Chloronaphthalene	68	U	68	4.5	ug/Kg	☼	12/07/11 10:46	12/14/11 16:51	1
2-Chlorophenol	68	U	68	37	ug/Kg	☼	12/07/11 10:46	12/14/11 16:51	1
2-Methylnaphthalene	9.1	U	9.1	4.5	ug/Kg	☼	12/07/11 10:46	12/14/11 16:51	1
2-Methylphenol	270	U	270	110	ug/Kg	☼	12/07/11 10:46	12/14/11 16:51	1
2-Nitroaniline	270	U	270	12	ug/Kg	☼	12/07/11 10:46	12/14/11 16:51	1
2-Nitrophenol	68	U	68	37	ug/Kg	☼	12/07/11 10:46	12/14/11 16:51	1
3,3'-Dichlorobenzidine	140	U	140	24	ug/Kg	☼	12/07/11 10:46	12/14/11 16:51	1
3-Nitroaniline	270	U	270	22	ug/Kg	☼	12/07/11 10:46	12/14/11 16:51	1
4,6-Dinitro-2-methylphenol	200	U	200	110	ug/Kg	☼	12/07/11 10:46	12/14/11 16:51	1
4-Bromophenyl phenyl ether	68	U	68	18	ug/Kg	☼	12/07/11 10:46	12/14/11 16:51	1
4-Chloro-3-methylphenol	200	U	200	29	ug/Kg	☼	12/07/11 10:46	12/14/11 16:51	1
4-Chloroaniline	200	U	200	23	ug/Kg	☼	12/07/11 10:46	12/14/11 16:51	1
4-Chlorophenyl phenyl ether	68	U	68	18	ug/Kg	☼	12/07/11 10:46	12/14/11 16:51	1
4-Nitroaniline	270	U	270	35	ug/Kg	☼	12/07/11 10:46	12/14/11 16:51	1
4-Nitrophenol	450	U	450	110	ug/Kg	☼	12/07/11 10:46	12/14/11 16:51	1
Acenaphthene	9.1	U	9.1	4.5	ug/Kg	☼	12/07/11 10:46	12/14/11 16:51	1
Acenaphthylene	9.1	U	9.1	4.5	ug/Kg	☼	12/07/11 10:46	12/14/11 16:51	1
Acetophenone	140	U	140	12	ug/Kg	☼	12/07/11 10:46	12/14/11 16:51	1
Anthracene	9.1	U	9.1	4.5	ug/Kg	☼	12/07/11 10:46	12/14/11 16:51	1
Atrazine	270	U	270	12	ug/Kg	☼	12/07/11 10:46	12/14/11 16:51	1
Benzaldehyde	140	U	140	16	ug/Kg	☼	12/07/11 10:46	12/14/11 16:51	1
Benzo[a]anthracene	9.1	U	9.1	4.5	ug/Kg	☼	12/07/11 10:46	12/14/11 16:51	1
Benzo[a]pyrene	9.1	U	9.1	4.5	ug/Kg	☼	12/07/11 10:46	12/14/11 16:51	1
Benzo[b]fluoranthene	9.1	U	9.1	4.5	ug/Kg	☼	12/07/11 10:46	12/14/11 16:51	1
Benzo[g,h,i]perylene	9.1	U	9.1	4.5	ug/Kg	☼	12/07/11 10:46	12/14/11 16:51	1
Benzo[k]fluoranthene	9.1	U	9.1	4.5	ug/Kg	☼	12/07/11 10:46	12/14/11 16:51	1
Bis(2-chloroethoxy)methane	140	U	140	30	ug/Kg	☼	12/07/11 10:46	12/14/11 16:51	1
Bis(2-chloroethyl)ether	140	U	140	2.7	ug/Kg	☼	12/07/11 10:46	12/14/11 16:51	1
Bis(2-ethylhexyl) phthalate	**31**	**J**	68	26	ug/Kg	☼	12/07/11 10:46	12/14/11 16:51	1
Butyl benzyl phthalate	68	U	68	14	ug/Kg	☼	12/07/11 10:46	12/14/11 16:51	1
Caprolactam	450	U	450	50	ug/Kg	☼	12/07/11 10:46	12/14/11 16:51	1
Carbazole	68	U	68	37	ug/Kg	☼	12/07/11 10:46	12/14/11 16:51	1
Chrysene	9.1	U	9.1	1.5	ug/Kg	☼	12/07/11 10:46	12/14/11 16:51	1
Dibenz(a,h)anthracene	9.1	U	9.1	4.5	ug/Kg	☼	12/07/11 10:46	12/14/11 16:51	1
Dibenzofuran	**9.8**	**J**	68	4.5	ug/Kg	☼	12/07/11 10:46	12/14/11 16:51	1

Client Sample ID: S-017324-120211-TP-204
Date Collected: 12/02/11 11:10
Date Received: 12/03/11 10:00

Lab Sample ID: 240-6481-12
Matrix: Solid
Percent Solids: 73.6

Method: 8270C - Semivolatile Organic Compounds (GC/MS) (Continued)

Analyte	Result	Qualifier	RL	MDL	Unit	D	Prepared	Analyzed	Dil Fac
Diethyl phthalate	68	U	68	22	ug/Kg	☼	12/07/11 10:46	12/14/11 16:51	1
Dimethyl phthalate	68	U	68	23	ug/Kg	☼	12/07/11 10:46	12/14/11 16:51	1
Di-n-butyl phthalate	68	U	68	20	ug/Kg	☼	12/07/11 10:46	12/14/11 16:51	1
Di-n-octyl phthalate	68	U	68	37	ug/Kg	☼	12/07/11 10:46	12/14/11 16:51	1
Fluoranthene	9.1	U	9.1	4.5	ug/Kg	☼	12/07/11 10:46	12/14/11 16:51	1
Fluorene	**9.2**		9.1	4.5	ug/Kg	☼	12/07/11 10:46	12/14/11 16:51	1
Hexachlorobenzene	9.1	U	9.1	2.9	ug/Kg	☼	12/07/11 10:46	12/14/11 16:51	1
Hexachlorobutadiene	68	U	68	37	ug/Kg	☼	12/07/11 10:46	12/14/11 16:51	1
Hexachlorocyclopentadiene	450	U	450	37	ug/Kg	☼	12/07/11 10:46	12/14/11 16:51	1
Hexachloroethane	68	U	68	12	ug/Kg	☼	12/07/11 10:46	12/14/11 16:51	1
Indeno[1,2,3-cd]pyrene	9.1	U	9.1	4.5	ug/Kg	☼	12/07/11 10:46	12/14/11 16:51	1
Isophorone	68	U	68	18	ug/Kg	☼	12/07/11 10:46	12/14/11 16:51	1
Naphthalene	**16**		9.1	4.5	ug/Kg	☼	12/07/11 10:46	12/14/11 16:51	1
Nitrobenzene	140	U	140	3.0	ug/Kg	☼	12/07/11 10:46	12/14/11 16:51	1
N-Nitrosodi-n-propylamine	68	U	68	37	ug/Kg	☼	12/07/11 10:46	12/14/11 16:51	1
N-Nitrosodiphenylamine	68	U	68	29	ug/Kg	☼	12/07/11 10:46	12/14/11 16:51	1
Pentachlorophenol	200	U	200	110	ug/Kg	☼	12/07/11 10:46	12/14/11 16:51	1
Phenol	68	U	68	37	ug/Kg	☼	12/07/11 10:46	12/14/11 16:51	1
Phenanthrene	9.1	U	9.1	4.5	ug/Kg	☼	12/07/11 10:46	12/14/11 16:51	1
Pyrene	9.1	U	9.1	4.5	ug/Kg	☼	12/07/11 10:46	12/14/11 16:51	1
3 & 4 Methylphenol	540	U	540	27	ug/Kg	☼	12/07/11 10:46	12/14/11 16:51	1

Surrogate	*%Recovery*	*Qualifier*	*Limits*	*Prepared*	*Analyzed*	*Dil Fac*
2-Fluorobiphenyl (Surr)	*52*		*34 - 110*	*12/07/11 10:46*	*12/14/11 16:51*	*1*
2-Fluorophenol (Surr)	*32*		*26 - 110*	*12/07/11 10:46*	*12/14/11 16:51*	*1*
2,4,6-Tribromophenol (Surr)	*27*		*10 - 118*	*12/07/11 10:46*	*12/14/11 16:51*	*1*
Nitrobenzene-d5 (Surr)	*49*		*24 - 112*	*12/07/11 10:46*	*12/14/11 16:51*	*1*
Phenol-d5 (Surr)	*45*		*28 - 110*	*12/07/11 10:46*	*12/14/11 16:51*	*1*
Terphenyl-d14 (Surr)	*68*		*41 - 119*	*12/07/11 10:46*	*12/14/11 16:51*	*1*

Method: 8082 - Polychlorinated Biphenyls (PCBs) by Gas Chromatography

Analyte	Result	Qualifier	RL	MDL	Unit	D	Prepared	Analyzed	Dil Fac
Aroclor-1016	45	U	45	28	ug/Kg	☼	12/08/11 08:24	12/13/11 06:01	1
Aroclor-1221	45	U	45	22	ug/Kg	☼	12/08/11 08:24	12/13/11 06:01	1
Aroclor-1232	45	U	45	19	ug/Kg	☼	12/08/11 08:24	12/13/11 06:01	1
Aroclor-1242	45	U	45	18	ug/Kg	☼	12/08/11 08:24	12/13/11 06:01	1
Aroclor-1248	45	U	45	23	ug/Kg	☼	12/08/11 08:24	12/13/11 06:01	1
Aroclor-1254	45	U	45	23	ug/Kg	☼	12/08/11 08:24	12/13/11 06:01	1
Aroclor-1260	45	U	45	23	ug/Kg	☼	12/08/11 08:24	12/13/11 06:01	1

Surrogate	*%Recovery*	*Qualifier*	*Limits*	*Prepared*	*Analyzed*	*Dil Fac*
Tetrachloro-m-xylene	*63*		*29 - 151*	*12/08/11 08:24*	*12/13/11 06:01*	*1*
DCB Decachlorobiphenyl	*60*		*14 - 163*	*12/08/11 08:24*	*12/13/11 06:01*	*1*

Method: 6010B - Metals (ICP)

Analyte	Result	Qualifier	RL	MDL	Unit	D	Prepared	Analyzed	Dil Fac
Aluminum	**20000**		18	8.6	mg/Kg	☼	12/06/11 10:25	12/09/11 16:12	1
Antimony	**0.46**	**J**	0.90	0.35	mg/Kg	☼	12/06/11 10:25	12/08/11 18:32	1
Barium	**160**	**B**	18	0.064	mg/Kg	☼	12/06/11 10:25	12/08/11 18:32	1
Beryllium	**0.80**		0.45	0.039	mg/Kg	☼	12/06/11 10:25	12/08/11 18:32	1
Calcium	**2600**	**B**	450	14	mg/Kg	☼	12/06/11 10:25	12/08/11 18:32	1

Client: Conestoga-Rovers & Associates, Inc.
Project/Site: 17324-T07, RACER Former MTM

TestAmerica Job ID: 240-6481-1

Client Sample ID: S-017324-120211-TP-204
Date Collected: 12/02/11 11:10
Date Received: 12/03/11 10:00

Lab Sample ID: 240-6481-12
Matrix: Solid
Percent Solids: 73.6

Method: 6010B - Metals (ICP) (Continued)

Analyte	Result	Qualifier	RL	MDL	Unit	D	Prepared	Analyzed	Dil Fac
Cadmium	0.084	J	0.18	0.032	mg/Kg	☼	12/06/11 10:25	12/08/11 18:32	1
Cobalt	9.0		4.5	0.14	mg/Kg	☼	12/06/11 10:25	12/08/11 18:32	1
Chromium	23		0.45	0.18	mg/Kg	☼	12/06/11 10:25	12/08/11 18:32	1
Copper	22		2.3	0.67	mg/Kg	☼	12/06/11 10:25	12/08/11 18:32	1
Iron	28000		9.0	4.4	mg/Kg	☼	12/06/11 10:25	12/08/11 18:32	1
Potassium	1100	B	450	5.6	mg/Kg	☼	12/06/11 10:25	12/08/11 18:32	1
Magnesium	4200	B	450	4.6	mg/Kg	☼	12/06/11 10:25	12/08/11 18:32	1
Manganese	250	B	1.4	0.067	mg/Kg	☼	12/06/11 10:25	12/08/11 18:32	1
Silver	0.45	U	0.45	0.090	mg/Kg	☼	12/06/11 10:25	12/08/11 18:32	1
Sodium	710		450	59	mg/Kg	☼	12/06/11 10:25	12/08/11 18:32	1
Nickel	19		3.6	0.24	mg/Kg	☼	12/06/11 10:25	12/08/11 18:32	1
Vanadium	39	B	4.5	0.11	mg/Kg	☼	12/06/11 10:25	12/08/11 18:32	1
Zinc	78		1.8	0.90	mg/Kg	☼	12/06/11 10:25	12/08/11 18:32	1
Arsenic	8.0		0.90	0.27	mg/Kg	☼	12/06/11 10:25	12/08/11 18:32	1
Lead	16		0.27	0.17	mg/Kg	☼	12/06/11 10:25	12/08/11 18:32	1
Selenium	0.45	U	0.45	0.41	mg/Kg	☼	12/06/11 10:25	12/08/11 18:32	1
Thallium	0.66	J	0.90	0.50	mg/Kg	☼	12/06/11 10:25	12/08/11 18:32	1

Method: 7471A - Mercury (CVAA)

Analyte	Result	Qualifier	RL	MDL	Unit	D	Prepared	Analyzed	Dil Fac
Mercury	0.057	J	0.091	0.014	mg/Kg	☼	12/06/11 14:00	12/06/11 16:42	1

Client: Conestoga-Rovers & Associates, Inc.
Project/Site: 17324-T07, RACER Former MTM

TestAmerica Job ID: 240-6481-1

Client Sample ID: S-017324-120211-TP-205
Date Collected: 12/02/11 11:30
Date Received: 12/03/11 10:00

Lab Sample ID: 240-6481-13
Matrix: Solid
Percent Solids: 89.5

Method: 8260B - Volatile Organic Compounds (GC/MS)

Analyte	Result	Qualifier	RL	MDL	Unit	D	Prepared	Analyzed	Dil Fac
Acetone	**8.6**	**B**	6.7	2.1	ug/Kg	☼	12/03/11 16:45	12/12/11 16:56	1
Benzene	1.7	U	1.7	0.077	ug/Kg	☼	12/03/11 16:45	12/12/11 16:56	1
Dichlorobromomethane	1.7	U	1.7	0.093	ug/Kg	☼	12/03/11 16:45	12/12/11 16:56	1
Bromoform	1.7	U	1.7	0.11	ug/Kg	☼	12/03/11 16:45	12/12/11 16:56	1
Bromomethane	1.7	U	1.7	0.18	ug/Kg	☼	12/03/11 16:45	12/12/11 16:56	1
2-Butanone (MEK)	**1.4**	**J**	6.7	0.47	ug/Kg	☼	12/03/11 16:45	12/12/11 16:56	1
Carbon disulfide	1.7	U	1.7	0.15	ug/Kg	☼	12/03/11 16:45	12/12/11 16:56	1
Carbon tetrachloride	1.7	U	1.7	0.12	ug/Kg	☼	12/03/11 16:45	12/12/11 16:56	1
Chlorobenzene	1.7	U	1.7	0.11	ug/Kg	☼	12/03/11 16:45	12/12/11 16:56	1
Chloroethane	1.7	U	1.7	0.29	ug/Kg	☼	12/03/11 16:45	12/12/11 16:56	1
Chloroform	1.7	U	1.7	0.097	ug/Kg	☼	12/03/11 16:45	12/12/11 16:56	1
Chloromethane	1.7	U	1.7	0.14	ug/Kg	☼	12/03/11 16:45	12/12/11 16:56	1
1,1-Dichloroethane	1.7	U	1.7	0.12	ug/Kg	☼	12/03/11 16:45	12/12/11 16:56	1
1,2-Dichloroethane	**0.19**	**J**	1.7	0.11	ug/Kg	☼	12/03/11 16:45	12/12/11 16:56	1
1,1-Dichloroethene	1.7	U	1.7	0.17	ug/Kg	☼	12/03/11 16:45	12/12/11 16:56	1
1,2-Dichloropropane	1.7	U	1.7	0.23	ug/Kg	☼	12/03/11 16:45	12/12/11 16:56	1
cis-1,3-Dichloropropene	1.7	U	1.7	0.11	ug/Kg	☼	12/03/11 16:45	12/12/11 16:56	1
trans-1,3-Dichloropropene	1.7	U	1.7	0.18	ug/Kg	☼	12/03/11 16:45	12/12/11 16:56	1
Ethylbenzene	**0.26**	**J**	1.7	0.087	ug/Kg	☼	12/03/11 16:45	12/12/11 16:56	1
2-Hexanone	6.7	U	6.7	0.21	ug/Kg	☼	12/03/11 16:45	12/12/11 16:56	1
Methylene Chloride	1.7	U	1.7	0.22	ug/Kg	☼	12/03/11 16:45	12/12/11 16:56	1
4-Methyl-2-pentanone (MIBK)	6.7	U	6.7	0.18	ug/Kg	☼	12/03/11 16:45	12/12/11 16:56	1
Styrene	1.7	U	1.7	0.050	ug/Kg	☼	12/03/11 16:45	12/12/11 16:56	1
1,1,2,2-Tetrachloroethane	1.7	U	1.7	0.11	ug/Kg	☼	12/03/11 16:45	12/12/11 16:56	1
Tetrachloroethene	1.7	U	1.7	0.17	ug/Kg	☼	12/03/11 16:45	12/12/11 16:56	1
Toluene	**0.40**	**J**	1.7	0.090	ug/Kg	☼	12/03/11 16:45	12/12/11 16:56	1
Trichloroethene	1.7	U	1.7	0.14	ug/Kg	☼	12/03/11 16:45	12/12/11 16:56	1
Vinyl chloride	1.7	U	1.7	0.13	ug/Kg	☼	12/03/11 16:45	12/12/11 16:56	1
Xylenes, Total	**0.98**	**J**	3.3	0.22	ug/Kg	☼	12/03/11 16:45	12/12/11 16:56	1
1,1,1-Trichloroethane	1.7	U	1.7	0.19	ug/Kg	☼	12/03/11 16:45	12/12/11 16:56	1
1,1,2-Trichloroethane	1.7	U	1.7	0.13	ug/Kg	☼	12/03/11 16:45	12/12/11 16:56	1
Cyclohexane	**0.16**	**J ***	3.3	0.11	ug/Kg	☼	12/03/11 16:45	12/12/11 16:56	1
1,2-Dibromo-3-Chloropropane	3.3	U	3.3	0.43	ug/Kg	☼	12/03/11 16:45	12/12/11 16:56	1
Ethylene Dibromide	1.7	U	1.7	0.17	ug/Kg	☼	12/03/11 16:45	12/12/11 16:56	1
Dichlorodifluoromethane	1.7	U	1.7	0.17	ug/Kg	☼	12/03/11 16:45	12/12/11 16:56	1
cis-1,2-Dichloroethene	1.7	U	1.7	0.12	ug/Kg	☼	12/03/11 16:45	12/12/11 16:56	1
trans-1,2-Dichloroethene	1.7	U *	1.7	0.14	ug/Kg	☼	12/03/11 16:45	12/12/11 16:56	1
Isopropylbenzene	**0.083**	**J**	1.7	0.053	ug/Kg	☼	12/03/11 16:45	12/12/11 16:56	1
Methyl acetate	3.3	U	3.3	0.47	ug/Kg	☼	12/03/11 16:45	12/12/11 16:56	1
Methyl tert-butyl ether	6.7	U	6.7	0.14	ug/Kg	☼	12/03/11 16:45	12/12/11 16:56	1
1,1,2-Trichloro-1,2,2-trifluoroethane	1.7	U	1.7	0.43	ug/Kg	☼	12/03/11 16:45	12/12/11 16:56	1
1,2,4-Trichlorobenzene	1.7	U	1.7	0.090	ug/Kg	☼	12/03/11 16:45	12/12/11 16:56	1
1,2-Dichlorobenzene	1.7	U	1.7	0.12	ug/Kg	☼	12/03/11 16:45	12/12/11 16:56	1
1,3-Dichlorobenzene	1.7	U	1.7	0.12	ug/Kg	☼	12/03/11 16:45	12/12/11 16:56	1
1,4-Dichlorobenzene	1.7	U	1.7	0.22	ug/Kg	☼	12/03/11 16:45	12/12/11 16:56	1
Trichlorofluoromethane	1.7	U	1.7	0.11	ug/Kg	☼	12/03/11 16:45	12/12/11 16:56	1
Chlorodibromomethane	1.7	U	1.7	0.18	ug/Kg	☼	12/03/11 16:45	12/12/11 16:56	1
Methylcyclohexane	**0.36**	**J**	3.3	0.10	ug/Kg	☼	12/03/11 16:45	12/12/11 16:56	1

Client: Conestoga-Rovers & Associates, Inc.
Project/Site: 17324-T07, RACER Former MTM

TestAmerica Job ID: 240-6481-1

Client Sample ID: S-017324-120211-TP-205
Date Collected: 12/02/11 11:30
Date Received: 12/03/11 10:00

Lab Sample ID: 240-6481-13
Matrix: Solid
Percent Solids: 89.5

Surrogate	%Recovery	Qualifier	Limits	Prepared	Analyzed	Dil Fac
1,2-Dichloroethane-d4 (Surr)	*102*		*58 - 123*	*12/03/11 16:45*	*12/12/11 16:56*	*1*
4-Bromofluorobenzene (Surr)	*130*		*52 - 136*	*12/03/11 16:45*	*12/12/11 16:56*	*1*
Toluene-d8 (Surr)	*103*		*67 - 125*	*12/03/11 16:45*	*12/12/11 16:56*	*1*
Dibromofluoromethane (Surr)	*97*		*37 - 132*	*12/03/11 16:45*	*12/12/11 16:56*	*1*

Method: 8270C - Semivolatile Organic Compounds (GC/MS)

Analyte	Result	Qualifier	RL	MDL	Unit	D	Prepared	Analyzed	Dil Fac
1,1'-Biphenyl	1100	U	1100	600	ug/Kg	☼	12/07/11 10:46	12/14/11 18:28	20
2,2'-oxybis[1-chloropropane]	2200	U	2200	210	ug/Kg	☼	12/07/11 10:46	12/14/11 18:28	20
2,4,5-Trichlorophenol	3300	U	3300	560	ug/Kg	☼	12/07/11 10:46	12/14/11 18:28	20
2,4,6-Trichlorophenol	3300	U	3300	1800	ug/Kg	☼	12/07/11 10:46	12/14/11 18:28	20
2,4-Dichlorophenol	3300	U	3300	450	ug/Kg	☼	12/07/11 10:46	12/14/11 18:28	20
2,4-Dimethylphenol	3300	U	3300	450	ug/Kg	☼	12/07/11 10:46	12/14/11 18:28	20
2,4-Dinitrophenol	7400	U	7400	1800	ug/Kg	☼	12/07/11 10:46	12/14/11 18:28	20
2,4-Dinitrotoluene	4500	U	4500	600	ug/Kg	☼	12/07/11 10:46	12/14/11 18:28	20
2,6-Dinitrotoluene	4500	U	4500	470	ug/Kg	☼	12/07/11 10:46	12/14/11 18:28	20
2-Chloronaphthalene	1100	U	1100	74	ug/Kg	☼	12/07/11 10:46	12/14/11 18:28	20
2-Chlorophenol	1100	U	1100	600	ug/Kg	☼	12/07/11 10:46	12/14/11 18:28	20
2-Methylnaphthalene	150	U	150	74	ug/Kg	☼	12/07/11 10:46	12/14/11 18:28	20
2-Methylphenol	4500	U	4500	1800	ug/Kg	☼	12/07/11 10:46	12/14/11 18:28	20
2-Nitroaniline	4500	U	4500	200	ug/Kg	☼	12/07/11 10:46	12/14/11 18:28	20
2-Nitrophenol	1100	U	1100	600	ug/Kg	☼	12/07/11 10:46	12/14/11 18:28	20
3,3'-Dichlorobenzidine	2200	U	2200	400	ug/Kg	☼	12/07/11 10:46	12/14/11 18:28	20
3-Nitroaniline	4500	U	4500	360	ug/Kg	☼	12/07/11 10:46	12/14/11 18:28	20
4,6-Dinitro-2-methylphenol	3300	U	3300	1800	ug/Kg	☼	12/07/11 10:46	12/14/11 18:28	20
4-Bromophenyl phenyl ether	1100	U	1100	290	ug/Kg	☼	12/07/11 10:46	12/14/11 18:28	20
4-Chloro-3-methylphenol	3300	U	3300	470	ug/Kg	☼	12/07/11 10:46	12/14/11 18:28	20
4-Chloroaniline	3300	U	3300	380	ug/Kg	☼	12/07/11 10:46	12/14/11 18:28	20
4-Chlorophenyl phenyl ether	1100	U	1100	290	ug/Kg	☼	12/07/11 10:46	12/14/11 18:28	20
4-Nitroaniline	4500	U	4500	580	ug/Kg	☼	12/07/11 10:46	12/14/11 18:28	20
4-Nitrophenol	7400	U	7400	1800	ug/Kg	☼	12/07/11 10:46	12/14/11 18:28	20
Acenaphthene	150	U	150	74	ug/Kg	☼	12/07/11 10:46	12/14/11 18:28	20
Acenaphthylene	150	U	150	74	ug/Kg	☼	12/07/11 10:46	12/14/11 18:28	20
Acetophenone	2200	U	2200	210	ug/Kg	☼	12/07/11 10:46	12/14/11 18:28	20
Anthracene	150	U	150	74	ug/Kg	☼	12/07/11 10:46	12/14/11 18:28	20
Atrazine	4500	U	4500	200	ug/Kg	☼	12/07/11 10:46	12/14/11 18:28	20
Benzaldehyde	2200	U	2200	270	ug/Kg	☼	12/07/11 10:46	12/14/11 18:28	20
Benzo[a]anthracene	150	U	150	74	ug/Kg	☼	12/07/11 10:46	12/14/11 18:28	20
Benzo[a]pyrene	150	U	150	74	ug/Kg	☼	12/07/11 10:46	12/14/11 18:28	20
Benzo[b]fluoranthene	150	U	150	74	ug/Kg	☼	12/07/11 10:46	12/14/11 18:28	20
Benzo[g,h,i]perylene	150	U	150	74	ug/Kg	☼	12/07/11 10:46	12/14/11 18:28	20
Benzo[k]fluoranthene	150	U	150	74	ug/Kg	☼	12/07/11 10:46	12/14/11 18:28	20
Bis(2-chloroethoxy)methane	2200	U	2200	490	ug/Kg	☼	12/07/11 10:46	12/14/11 18:28	20
Bis(2-chloroethyl)ether	2200	U	2200	45	ug/Kg	☼	12/07/11 10:46	12/14/11 18:28	20
Bis(2-ethylhexyl) phthalate	1100	U	1100	420	ug/Kg	☼	12/07/11 10:46	12/14/11 18:28	20
Butyl benzyl phthalate	1100	U	1100	220	ug/Kg	☼	12/07/11 10:46	12/14/11 18:28	20
Caprolactam	7400	U	7400	830	ug/Kg	☼	12/07/11 10:46	12/14/11 18:28	20
Carbazole	1100	U	1100	600	ug/Kg	☼	12/07/11 10:46	12/14/11 18:28	20
Chrysene	150	U	150	25	ug/Kg	☼	12/07/11 10:46	12/14/11 18:28	20
Dibenz(a,h)anthracene	150	U	150	74	ug/Kg	☼	12/07/11 10:46	12/14/11 18:28	20
Dibenzofuran	1100	U	1100	74	ug/Kg	☼	12/07/11 10:46	12/14/11 18:28	20

Client Sample ID: S-017324-120211-TP-205
Date Collected: 12/02/11 11:30
Date Received: 12/03/11 10:00

Lab Sample ID: 240-6481-13
Matrix: Solid
Percent Solids: 89.5

Method: 8270C - Semivolatile Organic Compounds (GC/MS) (Continued)

Analyte	Result	Qualifier	RL	MDL	Unit	D	Prepared	Analyzed	Dil Fac
Diethyl phthalate	1100	U	1100	360	ug/Kg	☼	12/07/11 10:46	12/14/11 18:28	20
Dimethyl phthalate	1100	U	1100	380	ug/Kg	☼	12/07/11 10:46	12/14/11 18:28	20
Di-n-butyl phthalate	1100	U	1100	330	ug/Kg	☼	12/07/11 10:46	12/14/11 18:28	20
Di-n-octyl phthalate	1100	U	1100	600	ug/Kg	☼	12/07/11 10:46	12/14/11 18:28	20
Fluoranthene	150	U	150	74	ug/Kg	☼	12/07/11 10:46	12/14/11 18:28	20
Fluorene	150	U	150	74	ug/Kg	☼	12/07/11 10:46	12/14/11 18:28	20
Hexachlorobenzene	150	U	150	47	ug/Kg	☼	12/07/11 10:46	12/14/11 18:28	20
Hexachlorobutadiene	1100	U	1100	600	ug/Kg	☼	12/07/11 10:46	12/14/11 18:28	20
Hexachlorocyclopentadiene	7400	U	7400	600	ug/Kg	☼	12/07/11 10:46	12/14/11 18:28	20
Hexachloroethane	1100	U	1100	200	ug/Kg	☼	12/07/11 10:46	12/14/11 18:28	20
Indeno[1,2,3-cd]pyrene	150	U	150	74	ug/Kg	☼	12/07/11 10:46	12/14/11 18:28	20
Isophorone	1100	U	1100	290	ug/Kg	☼	12/07/11 10:46	12/14/11 18:28	20
Naphthalene	150	U	150	74	ug/Kg	☼	12/07/11 10:46	12/14/11 18:28	20
Nitrobenzene	2200	U	2200	49	ug/Kg	☼	12/07/11 10:46	12/14/11 18:28	20
N-Nitrosodi-n-propylamine	1100	U	1100	600	ug/Kg	☼	12/07/11 10:46	12/14/11 18:28	20
N-Nitrosodiphenylamine	1100	U	1100	470	ug/Kg	☼	12/07/11 10:46	12/14/11 18:28	20
Pentachlorophenol	3300	U	3300	1800	ug/Kg	☼	12/07/11 10:46	12/14/11 18:28	20
Phenol	1100	U	1100	600	ug/Kg	☼	12/07/11 10:46	12/14/11 18:28	20
Phenanthrene	**200**		150	74	ug/Kg	☼	12/07/11 10:46	12/14/11 18:28	20
Pyrene	150	U	150	74	ug/Kg	☼	12/07/11 10:46	12/14/11 18:28	20
3 & 4 Methylphenol	8900	U	8900	450	ug/Kg	☼	12/07/11 10:46	12/14/11 18:28	20

Surrogate	*%Recovery*	*Qualifier*	*Limits*	*Prepared*	*Analyzed*	*Dil Fac*
2-Fluorobiphenyl (Surr)	*53*		*34 - 110*	*12/07/11 10:46*	*12/14/11 18:28*	*20*
2-Fluorophenol (Surr)	*0*	*X*	*26 - 110*	*12/07/11 10:46*	*12/14/11 18:28*	*20*
2,4,6-Tribromophenol (Surr)	*0*	*X*	*10 - 118*	*12/07/11 10:46*	*12/14/11 18:28*	*20*
Nitrobenzene-d5 (Surr)	*54*		*24 - 112*	*12/07/11 10:46*	*12/14/11 18:28*	*20*
Phenol-d5 (Surr)	*0*	*X*	*28 - 110*	*12/07/11 10:46*	*12/14/11 18:28*	*20*
Terphenyl-d14 (Surr)	*64*		*41 - 119*	*12/07/11 10:46*	*12/14/11 18:28*	*20*

Method: 8082 - Polychlorinated Biphenyls (PCBs) by Gas Chromatography

Analyte	Result	Qualifier	RL	MDL	Unit	D	Prepared	Analyzed	Dil Fac
Aroclor-1016	37	U	37	23	ug/Kg	☼	12/08/11 08:24	12/13/11 06:16	1
Aroclor-1221	37	U	37	18	ug/Kg	☼	12/08/11 08:24	12/13/11 06:16	1
Aroclor-1232	37	U	37	16	ug/Kg	☼	12/08/11 08:24	12/13/11 06:16	1
Aroclor-1242	37	U	37	15	ug/Kg	☼	12/08/11 08:24	12/13/11 06:16	1
Aroclor-1248	37	U	37	19	ug/Kg	☼	12/08/11 08:24	12/13/11 06:16	1
Aroclor-1254	37	U	37	19	ug/Kg	☼	12/08/11 08:24	12/13/11 06:16	1
Aroclor-1260	37	U	37	19	ug/Kg	☼	12/08/11 08:24	12/13/11 06:16	1

Surrogate	*%Recovery*	*Qualifier*	*Limits*	*Prepared*	*Analyzed*	*Dil Fac*
Tetrachloro-m-xylene	*56*		*29 - 151*	*12/08/11 08:24*	*12/13/11 06:16*	*1*
DCB Decachlorobiphenyl	*50*		*14 - 163*	*12/08/11 08:24*	*12/13/11 06:16*	*1*

Method: 6010B - Metals (ICP)

Analyte	Result	Qualifier	RL	MDL	Unit	D	Prepared	Analyzed	Dil Fac
Aluminum	**5600**		17	8.2	mg/Kg	☼	12/06/11 10:25	12/09/11 16:18	1
Antimony	**0.55**	**J**	0.85	0.33	mg/Kg	☼	12/06/11 10:25	12/08/11 18:38	1
Barium	**51**	**B**	17	0.061	mg/Kg	☼	12/06/11 10:25	12/08/11 18:38	1
Beryllium	**0.19**	**J**	0.43	0.037	mg/Kg	☼	12/06/11 10:25	12/08/11 18:38	1
Calcium	**38000**	**B**	430	14	mg/Kg	☼	12/06/11 10:25	12/08/11 18:38	1

Client: Conestoga-Rovers & Associates, Inc.
Project/Site: 17324-T07, RACER Former MTM

TestAmerica Job ID: 240-6481-1

Client Sample ID: S-017324-120211-TP-205
Date Collected: 12/02/11 11:30
Date Received: 12/03/11 10:00

Lab Sample ID: 240-6481-13
Matrix: Solid
Percent Solids: 89.5

Method: 6010B - Metals (ICP) (Continued)

Analyte	Result	Qualifier	RL	MDL	Unit	D	Prepared	Analyzed	Dil Fac
Cadmium	0.25		0.17	0.031	mg/Kg	☼	12/06/11 10:25	12/08/11 18:38	1
Cobalt	4.4		4.3	0.14	mg/Kg	☼	12/06/11 10:25	12/08/11 18:38	1
Chromium	9.1		0.43	0.17	mg/Kg	☼	12/06/11 10:25	12/08/11 18:38	1
Copper	72		2.1	0.63	mg/Kg	☼	12/06/11 10:25	12/08/11 18:38	1
Iron	12000		8.5	4.2	mg/Kg	☼	12/06/11 10:25	12/08/11 18:38	1
Potassium	1200	B	430	5.3	mg/Kg	☼	12/06/11 10:25	12/08/11 18:38	1
Magnesium	38000	B	430	4.3	mg/Kg	☼	12/06/11 10:25	12/08/11 18:38	1
Manganese	260	B	1.3	0.063	mg/Kg	☼	12/06/11 10:25	12/08/11 18:38	1
Silver	0.43	U	0.43	0.085	mg/Kg	☼	12/06/11 10:25	12/08/11 18:38	1
Sodium	240	J	430	56	mg/Kg	☼	12/06/11 10:25	12/08/11 18:38	1
Nickel	15		3.4	0.23	mg/Kg	☼	12/06/11 10:25	12/08/11 18:38	1
Vanadium	15	B	4.3	0.10	mg/Kg	☼	12/06/11 10:25	12/08/11 18:38	1
Zinc	41		1.7	0.85	mg/Kg	☼	12/06/11 10:25	12/08/11 18:38	1
Arsenic	5.0		0.85	0.26	mg/Kg	☼	12/06/11 10:25	12/08/11 18:38	1
Lead	7.4		0.26	0.16	mg/Kg	☼	12/06/11 10:25	12/08/11 18:38	1
Selenium	0.43	U	0.43	0.38	mg/Kg	☼	12/06/11 10:25	12/08/11 18:38	1
Thallium	0.85		0.85	0.47	mg/Kg	☼	12/06/11 10:25	12/08/11 18:38	1

Method: 7471A - Mercury (CVAA)

Analyte	Result	Qualifier	RL	MDL	Unit	D	Prepared	Analyzed	Dil Fac
Mercury	0.066	U	0.066	0.0099	mg/Kg	☼	12/06/11 14:00	12/06/11 16:43	1

Surrogate Summary

Client: Conestoga-Rovers & Associates, Inc.
Project/Site: 17324-T07, RACER Former MTM

TestAmerica Job ID: 240-6481-1

Method: 8260B - Volatile Organic Compounds (GC/MS)

Matrix: Solid **Prep Type: Total/NA**

		Percent Surrogate Recovery (Acceptance Limits)			
		12DCE	BFB	TOL	DBFM
Lab Sample ID	Client Sample ID	(58-123)	(52-136)	(67-125)	(37-132)
240-6481-1	S-017324-120211-TP-193	107	100	102	98
240-6481-2	S-017324-120211-TP-194	101	104	102	89
240-6481-4	S-017324-120211-TP-196	104	115	108	103
240-6481-5	S-017324-120211-TP-197	107	120	113	102
240-6481-6	S-017324-120211-TP-198	97	108	108	97
240-6481-7	S-017324-120211-TP-199	109	106	107	93
240-6481-7 MS	S-017324-120211-TP-199	102	107	103	102
240-6481-7 MSD	S-017324-120211-TP-199	106	104	103	103
240-6481-8	S-017324-120211-TP-200	109	103	104	100
240-6481-9	S-017324-120211-TP-201	106	100	100	100
240-6481-10	S-017324-120211-TP-202	112	135	108	103
240-6481-11	S-017324-120211-TP-203	104	107	101	96
240-6481-12	S-017324-120211-TP-204	103	102	102	95
240-6481-13	S-017324-120211-TP-205	102	130	103	97
LCS 240-26190/5	Lab Control Sample	100	104	103	104
LCS 240-26427/11	Lab Control Sample	99	92	99	107
LCS 240-26427/5	Lab Control Sample	100	91	99	113
MB 240-26190/6	Method Blank	106	96	101	105
MB 240-26427/6	Method Blank	101	95	100	105

Surrogate Legend

12DCE = 1,2-Dichloroethane-d4 (Surr)
BFB = 4-Bromofluorobenzene (Surr)
TOL = Toluene-d8 (Surr)
DBFM = Dibromofluoromethane (Surr)

Method: 8260B - Volatile Organic Compounds (GC/MS)

Matrix: Solid **Prep Type: Total/NA**

		Percent Surrogate Recovery (Acceptance Limits)			
		12DCE	BFB	TOL	DBFM
Lab Sample ID	Client Sample ID	(39-128)	(26-141)	(33-134)	(30-122)
240-6481-3	S-017324-120211-TP-195	80	82	84	62
LCS 240-25776/2-A	Lab Control Sample	89	92	92	85
MB 240-25776/1-A	Method Blank	88	92	91	82

Surrogate Legend

12DCE = 1,2-Dichloroethane-d4 (Surr)
BFB = 4-Bromofluorobenzene (Surr)
TOL = Toluene-d8 (Surr)
DBFM = Dibromofluoromethane (Surr)

Method: 8270C - Semivolatile Organic Compounds (GC/MS)

Matrix: Solid **Prep Type: Total/NA**

		Percent Surrogate Recovery (Acceptance Limits)					
		FBP	2FP	TBP	NBZ	PHL	TPH
Lab Sample ID	Client Sample ID	(34-110)	(26-110)	(10-118)	(24-112)	(28-110)	(41-119)
240-6481-1	S-017324-120211-TP-193	52	56	54	48	56	75
240-6481-2	S-017324-120211-TP-194	54	58	34	54	61	70
240-6481-3	S-017324-120211-TP-195	55	49	22	51	58	70

Client: Conestoga-Rovers & Associates, Inc.
Project/Site: 17324-T07, RACER Former MTM

TestAmerica Job ID: 240-6481-1

Method: 8270C - Semivolatile Organic Compounds (GC/MS) (Continued)

Matrix: Solid **Prep Type: Total/NA**

		Percent Surrogate Recovery (Acceptance Limits)					
		FBP	2FP	TBP	NBZ	PHL	TPH
Lab Sample ID	Client Sample ID	(34-110)	(26-110)	(10-118)	(24-112)	(28-110)	(41-119)
240-6481-4	S-017324-120211-TP-196	50	46	37	44	49	74
240-6481-5	S-017324-120211-TP-197	50	49	36	44	49	69
240-6481-6	S-017324-120211-TP-198	55	55	46	51	57	73
240-6481-7	S-017324-120211-TP-199	66	70	42	63	68	83
240-6481-7 MS	S-017324-120211-TP-199	60	65	43	59	63	76
240-6481-7 MSD	S-017324-120211-TP-199	57	60	38	54	60	78
240-6481-8	S-017324-120211-TP-200	46	37	48	36	44	66
240-6481-8 MS	S-017324-120211-TP-200	54	50	49	47	57	70
240-6481-8 MSD	S-017324-120211-TP-200	56	54	51	55	60	71
240-6481-9	S-017324-120211-TP-201	54	64	51	54	60	69
240-6481-10	S-017324-120211-TP-202	69	66	56	62	62	84
240-6481-11	S-017324-120211-TP-203	60	28	0 X	48	34	72
240-6481-12	S-017324-120211-TP-204	52	32	27	49	45	68
240-6481-13	S-017324-120211-TP-205	53	0 X	0 X	54	0 X	64
LCS 240-25631/24-A	Lab Control Sample	54	55	66	54	56	88
LCS 240-25847/23-A	Lab Control Sample	57	66	51	64	67	70
MB 240-25631/23-A	Method Blank	47	50	45	49	53	86
MB 240-25847/24-A	Method Blank	58	67	41	61	67	71

Surrogate Legend

FBP = 2-Fluorobiphenyl (Surr)
2FP = 2-Fluorophenol (Surr)
TBP = 2,4,6-Tribromophenol (Surr)
NBZ = Nitrobenzene-d5 (Surr)
PHL = Phenol-d5 (Surr)
TPH = Terphenyl-d14 (Surr)

Method: 8082 - Polychlorinated Biphenyls (PCBs) by Gas Chromatography

Matrix: Solid **Prep Type: Total/NA**

		Percent Surrogate Recovery (Acceptance Limits)	
		TCX2	DCB2
Lab Sample ID	Client Sample ID	(29-151)	(14-163)
240-6481-1	S-017324-120211-TP-193	67	68
240-6481-2	S-017324-120211-TP-194	74	75
240-6481-3	S-017324-120211-TP-195	73	80
240-6481-4	S-017324-120211-TP-196	56	59
240-6481-5	S-017324-120211-TP-197	58	57
240-6481-6	S-017324-120211-TP-198	66	61
240-6481-7	S-017324-120211-TP-199	65	62
240-6481-7 MS	S-017324-120211-TP-199	98	78
240-6481-7 MSD	S-017324-120211-TP-199	89	84
240-6481-8	S-017324-120211-TP-200	63	60
240-6481-9	S-017324-120211-TP-201	65	56
240-6481-10	S-017324-120211-TP-202	43	39
240-6481-11	S-017324-120211-TP-203	54	51
240-6481-12	S-017324-120211-TP-204	63	60
240-6481-13	S-017324-120211-TP-205	56	50
LCS 240-26000/17-A	Lab Control Sample	85	70
MB 240-26000/16-A	Method Blank	71	59

Surrogate Summary

Client: Conestoga-Rovers & Associates, Inc.
Project/Site: 17324-T07, RACER Former MTM

TestAmerica Job ID: 240-6481-1

Surrogate Legend

TCX = Tetrachloro-m-xylene

DCB = DCB Decachlorobiphenyl

Client: Conestoga-Rovers & Associates, Inc.
Project/Site: 17324-T07, RACER Former MTM

TestAmerica Job ID: 240-6481-1

Method: 8260B - Volatile Organic Compounds (GC/MS)

Lab Sample ID: MB 240-25776/1-A
Matrix: Solid
Analysis Batch: 26540

Client Sample ID: Method Blank
Prep Type: Total/NA
Prep Batch: 25776

Analyte	MB Result	MB Qualifier	RL	MDL	Unit	D	Prepared	Analyzed	Dil Fac
Acetone	1000	U	1000	170	ug/Kg		12/06/11 20:57	12/13/11 01:38	1
Benzene	250	U	250	12	ug/Kg		12/06/11 20:57	12/13/11 01:38	1
Dichlorobromomethane	250	U	250	9.9	ug/Kg		12/06/11 20:57	12/13/11 01:38	1
Bromoform	250	U	250	19	ug/Kg		12/06/11 20:57	12/13/11 01:38	1
Bromomethane	250	U	250	29	ug/Kg		12/06/11 20:57	12/13/11 01:38	1
2-Butanone (MEK)	1000	U	1000	43	ug/Kg		12/06/11 20:57	12/13/11 01:38	1
Carbon disulfide	250	U	250	12	ug/Kg		12/06/11 20:57	12/13/11 01:38	1
Carbon tetrachloride	250	U	250	6.4	ug/Kg		12/06/11 20:57	12/13/11 01:38	1
Chlorobenzene	250	U	250	6.4	ug/Kg		12/06/11 20:57	12/13/11 01:38	1
Chloroethane	250	U	250	61	ug/Kg		12/06/11 20:57	12/13/11 01:38	1
Chloroform	250	U	250	8.8	ug/Kg		12/06/11 20:57	12/13/11 01:38	1
Chloromethane	250	U	250	14	ug/Kg		12/06/11 20:57	12/13/11 01:38	1
1,1-Dichloroethane	250	U	250	17	ug/Kg		12/06/11 20:57	12/13/11 01:38	1
1,2-Dichloroethane	250	U	250	10	ug/Kg		12/06/11 20:57	12/13/11 01:38	1
1,1-Dichloroethene	250	U	250	18	ug/Kg		12/06/11 20:57	12/13/11 01:38	1
1,2-Dichloropropane	250	U	250	8.2	ug/Kg		12/06/11 20:57	12/13/11 01:38	1
cis-1,3-Dichloropropene	250	U	250	7.9	ug/Kg		12/06/11 20:57	12/13/11 01:38	1
trans-1,3-Dichloropropene	250	U	250	20	ug/Kg		12/06/11 20:57	12/13/11 01:38	1
Ethylbenzene	250	U	250	5.4	ug/Kg		12/06/11 20:57	12/13/11 01:38	1
2-Hexanone	1000	U	1000	20	ug/Kg		12/06/11 20:57	12/13/11 01:38	1
Methylene Chloride	250	U	250	77	ug/Kg		12/06/11 20:57	12/13/11 01:38	1
4-Methyl-2-pentanone (MIBK)	1000	U	1000	48	ug/Kg		12/06/11 20:57	12/13/11 01:38	1
Styrene	250	U	250	5.6	ug/Kg		12/06/11 20:57	12/13/11 01:38	1
1,1,2,2-Tetrachloroethane	250	U	250	8.9	ug/Kg		12/06/11 20:57	12/13/11 01:38	1
Tetrachloroethene	250	U	250	12	ug/Kg		12/06/11 20:57	12/13/11 01:38	1
Toluene	250	U	250	17	ug/Kg		12/06/11 20:57	12/13/11 01:38	1
Trichloroethene	250	U	250	9.7	ug/Kg		12/06/11 20:57	12/13/11 01:38	1
Vinyl chloride	250	U	250	18	ug/Kg		12/06/11 20:57	12/13/11 01:38	1
Xylenes, Total	500	U	500	8.1	ug/Kg		12/06/11 20:57	12/13/11 01:38	1
1,1,1-Trichloroethane	250	U	250	21	ug/Kg		12/06/11 20:57	12/13/11 01:38	1
1,1,2-Trichloroethane	250	U	250	12	ug/Kg		12/06/11 20:57	12/13/11 01:38	1
Cyclohexane	500	U	500	40	ug/Kg		12/06/11 20:57	12/13/11 01:38	1
1,2-Dibromo-3-Chloropropane	500	U	500	50	ug/Kg		12/06/11 20:57	12/13/11 01:38	1
Ethylene Dibromide	250	U	250	10	ug/Kg		12/06/11 20:57	12/13/11 01:38	1
Dichlorodifluoromethane	250	U	250	16	ug/Kg		12/06/11 20:57	12/13/11 01:38	1
cis-1,2-Dichloroethene	250	U	250	6.9	ug/Kg		12/06/11 20:57	12/13/11 01:38	1
trans-1,2-Dichloroethene	250	U	250	9.2	ug/Kg		12/06/11 20:57	12/13/11 01:38	1
Isopropylbenzene	250	U	250	6.5	ug/Kg		12/06/11 20:57	12/13/11 01:38	1
Methyl acetate	500	U	500	25	ug/Kg		12/06/11 20:57	12/13/11 01:38	1
Methyl tert-butyl ether	1000	U	1000	7.1	ug/Kg		12/06/11 20:57	12/13/11 01:38	1
1,1,2-Trichloro-1,2,2-trifluoroethane	250	U	250	39	ug/Kg		12/06/11 20:57	12/13/11 01:38	1
1,2,4-Trichlorobenzene	250	U	250	7.3	ug/Kg		12/06/11 20:57	12/13/11 01:38	1
1,2-Dichlorobenzene	250	U	250	8.6	ug/Kg		12/06/11 20:57	12/13/11 01:38	1
1,3-Dichlorobenzene	250	U	250	4.8	ug/Kg		12/06/11 20:57	12/13/11 01:38	1
1,4-Dichlorobenzene	250	U	250	8.0	ug/Kg		12/06/11 20:57	12/13/11 01:38	1
Trichlorofluoromethane	250	U	250	16	ug/Kg		12/06/11 20:57	12/13/11 01:38	1
Chlorodibromomethane	250	U	250	12	ug/Kg		12/06/11 20:57	12/13/11 01:38	1
Methylcyclohexane	500	U	500	12	ug/Kg		12/06/11 20:57	12/13/11 01:38	1

Method: 8260B - Volatile Organic Compounds (GC/MS) (Continued)

Lab Sample ID: MB 240-25776/1-A
Matrix: Solid
Analysis Batch: 26540

Client Sample ID: Method Blank
Prep Type: Total/NA
Prep Batch: 25776

Surrogate	MB %Recovery	MB Qualifier	Limits	Prepared	Analyzed	Dil Fac
1,2-Dichloroethane-d4 (Surr)	88		39 - 128	12/06/11 20:57	12/13/11 01:38	1
4-Bromofluorobenzene (Surr)	92		26 - 141	12/06/11 20:57	12/13/11 01:38	1
Toluene-d8 (Surr)	91		33 - 134	12/06/11 20:57	12/13/11 01:38	1
Dibromofluoromethane (Surr)	82		30 - 122	12/06/11 20:57	12/13/11 01:38	1

Lab Sample ID: LCS 240-25776/2-A
Matrix: Solid
Analysis Batch: 26540

Client Sample ID: Lab Control Sample
Prep Type: Total/NA
Prep Batch: 25776

Analyte	Spike Added	LCS Result	LCS Qualifier	Unit	D	%Rec	%Rec. Limits
Acetone	1000	645	J	ug/Kg		65	16 - 156
Benzene	500	468		ug/Kg		94	70 - 117
Dichlorobromomethane	500	322		ug/Kg		64	28 - 123
Bromoform	500	242	J	ug/Kg		48	10 - 117
Bromomethane	500	124	J	ug/Kg		25	10 - 114
2-Butanone (MEK)	1000	1080		ug/Kg		108	10 - 199
Carbon disulfide	500	195	J	ug/Kg		39	10 - 132
Carbon tetrachloride	500	273		ug/Kg		55	29 - 118
Chlorobenzene	500	463		ug/Kg		93	71 - 116
Chloroethane	500	115	J	ug/Kg		23	10 - 120
Chloroform	500	423		ug/Kg		85	63 - 116
Chloromethane	500	289		ug/Kg		58	25 - 110
1,1-Dichloroethane	500	436		ug/Kg		87	63 - 117
1,2-Dichloroethane	500	419		ug/Kg		84	68 - 119
1,1-Dichloroethene	500	370		ug/Kg		74	44 - 143
1,2-Dichloropropane	500	485		ug/Kg		97	73 - 113
cis-1,3-Dichloropropene	500	313		ug/Kg		63	25 - 120
trans-1,3-Dichloropropene	500	314		ug/Kg		63	22 - 122
Ethylbenzene	500	442		ug/Kg		88	66 - 119
2-Hexanone	1000	965	J	ug/Kg		97	43 - 130
Methylene Chloride	500	383		ug/Kg		77	27 - 172
4-Methyl-2-pentanone (MIBK)	1000	915	J	ug/Kg		92	49 - 121
Styrene	500	436		ug/Kg		87	60 - 120
1,1,2,2-Tetrachloroethane	500	449		ug/Kg		90	54 - 121
Tetrachloroethene	500	460		ug/Kg		92	58 - 131
Toluene	500	460		ug/Kg		92	66 - 123
Trichloroethene	500	452		ug/Kg		90	59 - 124
Vinyl chloride	500	296		ug/Kg		59	33 - 110
Xylenes, Total	1500	1340		ug/Kg		90	68 - 119
1,1,1-Trichloroethane	500	306		ug/Kg		61	38 - 122
1,1,2-Trichloroethane	500	463		ug/Kg		93	74 - 114
Cyclohexane	500	384	J	ug/Kg		77	40 - 120
1,2-Dibromo-3-Chloropropane	500	254	J	ug/Kg		51	10 - 129
Ethylene Dibromide	500	428		ug/Kg		86	47 - 123
Dichlorodifluoromethane	500	162	J	ug/Kg		32	10 - 110
cis-1,2-Dichloroethene	500	447		ug/Kg		89	60 - 125
trans-1,2-Dichloroethene	500	405		ug/Kg		81	58 - 121
Isopropylbenzene	500	422		ug/Kg		84	61 - 123
Methyl acetate	500	535		ug/Kg		107	44 - 173

Method: 8260B - Volatile Organic Compounds (GC/MS) (Continued)

Lab Sample ID: LCS 240-25776/2-A
Matrix: Solid
Analysis Batch: 26540

Client Sample ID: Lab Control Sample
Prep Type: Total/NA
Prep Batch: 25776

Analyte	Spike Added	LCS Result	LCS Qualifier	Unit	D	%Rec	%Rec. Limits
Methyl tert-butyl ether	500	389	J	ug/Kg		78	34 - 157
1,1,2-Trichloro-1,2,2-trifluoroethane	500	388		ug/Kg		78	48 - 151
1,2,4-Trichlorobenzene	500	402		ug/Kg		80	41 - 135
1,2-Dichlorobenzene	500	469		ug/Kg		94	68 - 118
1,3-Dichlorobenzene	500	456		ug/Kg		91	66 - 121
1,4-Dichlorobenzene	500	449		ug/Kg		90	65 - 119
Trichlorofluoromethane	500	274		ug/Kg		55	17 - 145
Chlorodibromomethane	500	291		ug/Kg		58	22 - 113
Methylcyclohexane	500	406	J	ug/Kg		81	41 - 133
m-Xylene & p-Xylene	1000	900		ug/Kg		90	67 - 118
o-Xylene	500	444		ug/Kg		89	68 - 120

Surrogate	*LCS %Recovery*	*LCS Qualifier*	*Limits*
1,2-Dichloroethane-d4 (Surr)	*89*		*39 - 128*
4-Bromofluorobenzene (Surr)	*92*		*26 - 141*
Toluene-d8 (Surr)	*92*		*33 - 134*
Dibromofluoromethane (Surr)	*85*		*30 - 122*

Lab Sample ID: 240-6481-7 MS
Matrix: Solid
Analysis Batch: 26190

Client Sample ID: S-017324-120211-TP-199
Prep Type: Total/NA
Prep Batch: 26023

Analyte	Sample Result	Sample Qualifier	Spike Added	MS Result	MS Qualifier	Unit	D	%Rec	%Rec. Limits
Acetone	7.7	U	37.5	33.8		ug/Kg	☼	90	24 - 140
Benzene	1.9	U	18.7	15.8		ug/Kg	☼	85	53 - 118
Dichlorobromomethane	1.9	U	18.7	16.0		ug/Kg	☼	85	35 - 132
Bromoform	1.9	U	18.7	13.3		ug/Kg	☼	71	18 - 129
Bromomethane	1.9	U	18.7	15.1		ug/Kg	☼	80	33 - 130
2-Butanone (MEK)	7.7	U	37.5	31.6		ug/Kg	☼	84	30 - 143
Carbon disulfide	1.9	U	18.7	12.8		ug/Kg	☼	68	20 - 151
Carbon tetrachloride	1.9	U	18.7	15.0		ug/Kg	☼	80	32 - 137
Chlorobenzene	1.9	U	18.7	13.4		ug/Kg	☼	72	37 - 116
Chloroethane	1.9	U	18.7	12.0		ug/Kg	☼	64	45 - 118
Chloroform	1.9	U	18.7	17.6		ug/Kg	☼	94	53 - 119
Chloromethane	1.9	U	18.7	15.6		ug/Kg	☼	83	34 - 117
1,1-Dichloroethane	0.16	J	18.7	17.6		ug/Kg	☼	93	54 - 122
1,2-Dichloroethane	0.13	J	18.7	17.1		ug/Kg	☼	90	49 - 123
1,1-Dichloroethene	1.9	U	18.7	18.8		ug/Kg	☼	100	49 - 157
1,2-Dichloropropane	1.9	U	18.7	16.6		ug/Kg	☼	89	61 - 117
cis-1,3-Dichloropropene	1.9	U	18.7	14.9		ug/Kg	☼	80	27 - 133
trans-1,3-Dichloropropene	1.9	U	18.7	15.5		ug/Kg	☼	83	28 - 137
Ethylbenzene	1.9	U	18.7	12.8		ug/Kg	☼	69	30 - 131
2-Hexanone	7.7	U	37.5	34.9		ug/Kg	☼	93	37 - 147
Methylene Chloride	1.9	U	18.7	15.1		ug/Kg	☼	81	54 - 115
4-Methyl-2-pentanone (MIBK)	7.7	U	37.5	35.8		ug/Kg	☼	96	43 - 147
Styrene	1.9	U	18.7	12.7		ug/Kg	☼	68	27 - 127
1,1,2,2-Tetrachloroethane	1.9	U	18.7	18.2		ug/Kg	☼	97	16 - 179
Tetrachloroethene	1.9	U	18.7	13.3		ug/Kg	☼	71	31 - 135
Toluene	0.15	J	18.7	14.9		ug/Kg	☼	79	39 - 129

Method: 8260B - Volatile Organic Compounds (GC/MS) (Continued)

Lab Sample ID: 240-6481-7 MS
Matrix: Solid
Analysis Batch: 26190

Client Sample ID: S-017324-120211-TP-199
Prep Type: Total/NA
Prep Batch: 26023

Analyte	Sample Result	Sample Qualifier	Spike Added	MS Result	MS Qualifier	Unit	D	%Rec	%Rec. Limits
Trichloroethene	19		18.7	42.0		ug/Kg	☼	120	10 - 177
Vinyl chloride	1.9	U	18.7	15.1		ug/Kg	☼	80	42 - 117
Xylenes, Total	3.8	U	56.2	38.0		ug/Kg	☼	68	30 - 131
1,1,1-Trichloroethane	1.9	U	18.7	16.9		ug/Kg	☼	90	51 - 128
1,1,2-Trichloroethane	1.9	U	18.7	17.1		ug/Kg	☼	91	10 - 166
Cyclohexane	3.8	U	18.7	16.6		ug/Kg	☼	88	28 - 118
1,2-Dibromo-3-Chloropropane	3.8	U	18.7	15.9		ug/Kg	☼	85	10 - 153
Ethylene Dibromide	1.9	U	18.7	16.4		ug/Kg	☼	88	45 - 127
Dichlorodifluoromethane	1.9	U	18.7	10.9		ug/Kg	☼	58	17 - 115
cis-1,2-Dichloroethene	1.9	U	18.7	17.7		ug/Kg	☼	94	50 - 119
trans-1,2-Dichloroethene	1.9	U	18.7	17.2		ug/Kg	☼	92	50 - 123
Isopropylbenzene	1.9	U	18.7	12.4		ug/Kg	☼	66	21 - 134
Methyl acetate	3.8	U	18.7	19.1		ug/Kg	☼	102	33 - 165
Methyl tert-butyl ether	7.7	U	18.7	18.9		ug/Kg	☼	101	51 - 157
1,1,2-Trichloro-1,2,2-trifluoroethane	1.9	U	18.7	22.8		ug/Kg	☼	122	50 - 147
1,2,4-Trichlorobenzene	1.9	U	18.7	9.14		ug/Kg	☼	49	10 - 111
1,2-Dichlorobenzene	1.9	U	18.7	11.8		ug/Kg	☼	63	17 - 122
1,3-Dichlorobenzene	1.9	U	18.7	11.2		ug/Kg	☼	60	16 - 126
1,4-Dichlorobenzene	1.9	U	18.7	10.9		ug/Kg	☼	58	15 - 121
Trichlorofluoromethane	1.9	U	18.7	17.3		ug/Kg	☼	93	36 - 142
Chlorodibromomethane	1.9	U	18.7	13.3		ug/Kg	☼	71	29 - 135
Methylcyclohexane	3.8	U	18.7	16.8		ug/Kg	☼	90	20 - 132
m-Xylene & p-Xylene	3.8		37.5	24.9		ug/Kg	☼	67	29 - 131
o-Xylene	1.9		18.7	13.1		ug/Kg	☼	70	29 - 134

Surrogate	*MS %Recovery*	*MS Qualifier*	*Limits*
1,2-Dichloroethane-d4 (Surr)	*102*		*58 - 123*
4-Bromofluorobenzene (Surr)	*107*		*52 - 136*
Toluene-d8 (Surr)	*103*		*67 - 125*
Dibromofluoromethane (Surr)	*102*		*37 - 132*

Lab Sample ID: 240-6481-7 MSD
Matrix: Solid
Analysis Batch: 26190

Client Sample ID: S-017324-120211-TP-199
Prep Type: Total/NA
Prep Batch: 26023

Analyte	Sample Result	Sample Qualifier	Spike Added	MSD Result	MSD Qualifier	Unit	D	%Rec	%Rec. Limits	RPD	RPD Limit
Acetone	7.7	U	45.1	38.0		ug/Kg	☼	84	24 - 140	12	30
Benzene	1.9	U	22.6	18.2		ug/Kg	☼	81	53 - 118	14	30
Dichlorobromomethane	1.9	U	22.6	18.5		ug/Kg	☼	82	35 - 132	15	30
Bromoform	1.9	U	22.6	15.7		ug/Kg	☼	69	18 - 129	16	30
Bromomethane	1.9	U	22.6	16.6		ug/Kg	☼	74	33 - 130	10	30
2-Butanone (MEK)	7.7	U	45.1	36.7		ug/Kg	☼	81	30 - 143	15	30
Carbon disulfide	1.9	U	22.6	15.3		ug/Kg	☼	68	20 - 151	18	30
Carbon tetrachloride	1.9	U	22.6	17.5		ug/Kg	☼	78	32 - 137	15	30
Chlorobenzene	1.9	U	22.6	17.0		ug/Kg	☼	75	37 - 116	24	30
Chloroethane	1.9	U	22.6	13.9		ug/Kg	☼	62	45 - 118	15	30
Chloroform	1.9	U	22.6	19.9		ug/Kg	☼	88	53 - 119	12	30
Chloromethane	1.9	U	22.6	17.0		ug/Kg	☼	75	34 - 117	8	30
1,1-Dichloroethane	0.16	J	22.6	19.7		ug/Kg	☼	87	54 - 122	11	30

Method: 8260B - Volatile Organic Compounds (GC/MS) (Continued)

Lab Sample ID: 240-6481-7 MSD
Matrix: Solid
Analysis Batch: 26190

Client Sample ID: S-017324-120211-TP-199
Prep Type: Total/NA
Prep Batch: 26023

Analyte	Sample Result	Sample Qualifier	Spike Added	MSD Result	MSD Qualifier	Unit	D	%Rec	%Rec. Limits	RPD	RPD Limit
1,2-Dichloroethane	0.13	J	22.6	18.9		ug/Kg	☼	83	49 - 123	10	30
1,1-Dichloroethene	1.9	U	22.6	20.5		ug/Kg	☼	91	49 - 157	9	30
1,2-Dichloropropane	1.9	U	22.6	18.5		ug/Kg	☼	82	61 - 117	11	30
cis-1,3-Dichloropropene	1.9	U	22.6	17.4		ug/Kg	☼	77	27 - 133	15	30
trans-1,3-Dichloropropene	1.9	U	22.6	18.3		ug/Kg	☼	81	28 - 137	17	30
Ethylbenzene	1.9	U	22.6	17.2		ug/Kg	☼	76	30 - 131	29	30
2-Hexanone	7.7	U	45.1	40.2		ug/Kg	☼	89	37 - 147	14	30
Methylene Chloride	1.9	U	22.6	16.3		ug/Kg	☼	72	54 - 115	8	30
4-Methyl-2-pentanone (MIBK)	7.7	U	45.1	40.2		ug/Kg	☼	89	43 - 147	12	30
Styrene	1.9	U	22.6	17.1		ug/Kg	☼	76	27 - 127	29	30
1,1,2,2-Tetrachloroethane	1.9	U	22.6	19.4		ug/Kg	☼	86	16 - 179	7	30
Tetrachloroethene	1.9	U	22.6	17.6		ug/Kg	☼	78	31 - 135	28	30
Toluene	0.15	J	22.6	17.7		ug/Kg	☼	78	39 - 129	17	30
Trichloroethene	19		22.6	37.8		ug/Kg	☼	82	10 - 177	10	30
Vinyl chloride	1.9	U	22.6	16.8		ug/Kg	☼	74	42 - 117	11	30
Xylenes, Total	3.8	U	67.7	50.9		ug/Kg	☼	75	30 - 131	29	30
1,1,1-Trichloroethane	1.9	U	22.6	19.4		ug/Kg	☼	86	51 - 128	14	30
1,1,2-Trichloroethane	1.9	U	22.6	19.8		ug/Kg	☼	88	10 - 166	15	30
Cyclohexane	3.8	U	22.6	19.4		ug/Kg	☼	86	28 - 118	16	30
1,2-Dibromo-3-Chloropropane	3.8	U	22.6	18.9		ug/Kg	☼	84	10 - 153	17	30
Ethylene Dibromide	1.9	U	22.6	19.6		ug/Kg	☼	87	45 - 127	18	30
Dichlorodifluoromethane	1.9	U	22.6	14.2		ug/Kg	☼	63	17 - 115	26	30
cis-1,2-Dichloroethene	1.9	U	22.6	19.9		ug/Kg	☼	88	50 - 119	12	30
trans-1,2-Dichloroethene	1.9	U	22.6	19.7		ug/Kg	☼	87	50 - 123	14	30
Isopropylbenzene	1.9	U	22.6	17.4	F	ug/Kg	☼	77	21 - 134	34	30
Methyl acetate	3.8	U	22.6	22.8		ug/Kg	☼	101	33 - 165	18	30
Methyl tert-butyl ether	7.7	U	22.6	20.6		ug/Kg	☼	91	51 - 157	9	30
1,1,2-Trichloro-1,2,2-trifluoroethane	1.9	U	22.6	20.8		ug/Kg	☼	92	50 - 147	9	30
1,2,4-Trichlorobenzene	1.9	U	22.6	13.2	F	ug/Kg	☼	59	10 - 111	36	30
1,2-Dichlorobenzene	1.9	U	22.6	14.8		ug/Kg	☼	66	17 - 122	23	30
1,3-Dichlorobenzene	1.9	U	22.6	15.1		ug/Kg	☼	67	16 - 126	30	30
1,4-Dichlorobenzene	1.9	U	22.6	14.5		ug/Kg	☼	64	15 - 121	28	30
Trichlorofluoromethane	1.9	U	22.6	19.9		ug/Kg	☼	88	36 - 142	14	30
Chlorodibromomethane	1.9	U	22.6	16.0		ug/Kg	☼	71	29 - 135	18	30
Methylcyclohexane	3.8	U	22.6	20.2		ug/Kg	☼	90	20 - 132	18	30
m-Xylene & p-Xylene	3.8		45.1	33.9	F	ug/Kg	☼	75	29 - 131	31	30
o-Xylene	1.9		22.6	17.0		ug/Kg	☼	75	29 - 134	26	30

Surrogate	*MSD %Recovery*	*MSD Qualifier*	*Limits*
1,2-Dichloroethane-d4 (Surr)	*106*		*58 - 123*
4-Bromofluorobenzene (Surr)	*104*		*52 - 136*
Toluene-d8 (Surr)	*103*		*67 - 125*
Dibromofluoromethane (Surr)	*103*		*37 - 132*

Method: 8260B - Volatile Organic Compounds (GC/MS) (Continued)

Lab Sample ID: MB 240-26190/6
Matrix: Solid
Analysis Batch: 26190

Client Sample ID: Method Blank
Prep Type: Total/NA

Analyte	MB Result	MB Qualifier	RL	MDL	Unit	D	Prepared	Analyzed	Dil Fac
Acetone	15.9	J	20	6.3	ug/Kg			12/09/11 11:23	1
Benzene	5.0	U	5.0	0.23	ug/Kg			12/09/11 11:23	1
Dichlorobromomethane	5.0	U	5.0	0.28	ug/Kg			12/09/11 11:23	1
Bromoform	5.0	U	5.0	0.33	ug/Kg			12/09/11 11:23	1
Bromomethane	5.0	U	5.0	0.54	ug/Kg			12/09/11 11:23	1
2-Butanone (MEK)	20	U	20	1.4	ug/Kg			12/09/11 11:23	1
Carbon disulfide	0.889	J	5.0	0.44	ug/Kg			12/09/11 11:23	1
Carbon tetrachloride	5.0	U	5.0	0.37	ug/Kg			12/09/11 11:23	1
Chlorobenzene	5.0	U	5.0	0.33	ug/Kg			12/09/11 11:23	1
Chloroethane	5.0	U	5.0	0.86	ug/Kg			12/09/11 11:23	1
Chloroform	5.0	U	5.0	0.29	ug/Kg			12/09/11 11:23	1
Chloromethane	5.0	U	5.0	0.41	ug/Kg			12/09/11 11:23	1
1,1-Dichloroethane	5.0	U	5.0	0.36	ug/Kg			12/09/11 11:23	1
1,2-Dichloroethane	5.0	U	5.0	0.34	ug/Kg			12/09/11 11:23	1
1,1-Dichloroethene	5.0	U	5.0	0.52	ug/Kg			12/09/11 11:23	1
1,2-Dichloropropane	5.0	U	5.0	0.69	ug/Kg			12/09/11 11:23	1
cis-1,3-Dichloropropene	5.0	U	5.0	0.34	ug/Kg			12/09/11 11:23	1
trans-1,3-Dichloropropene	5.0	U	5.0	0.54	ug/Kg			12/09/11 11:23	1
Ethylbenzene	5.0	U	5.0	0.26	ug/Kg			12/09/11 11:23	1
2-Hexanone	20	U	20	0.63	ug/Kg			12/09/11 11:23	1
Methylene Chloride	1.89	J	5.0	0.67	ug/Kg			12/09/11 11:23	1
4-Methyl-2-pentanone (MIBK)	20	U	20	0.54	ug/Kg			12/09/11 11:23	1
Styrene	5.0	U	5.0	0.15	ug/Kg			12/09/11 11:23	1
1,1,2,2-Tetrachloroethane	5.0	U	5.0	0.34	ug/Kg			12/09/11 11:23	1
Tetrachloroethene	5.0	U	5.0	0.52	ug/Kg			12/09/11 11:23	1
Toluene	5.0	U	5.0	0.27	ug/Kg			12/09/11 11:23	1
Trichloroethene	5.0	U	5.0	0.42	ug/Kg			12/09/11 11:23	1
Vinyl chloride	5.0	U	5.0	0.39	ug/Kg			12/09/11 11:23	1
Xylenes, Total	10	U	10	0.67	ug/Kg			12/09/11 11:23	1
1,1,1-Trichloroethane	5.0	U	5.0	0.56	ug/Kg			12/09/11 11:23	1
1,1,2-Trichloroethane	5.0	U	5.0	0.39	ug/Kg			12/09/11 11:23	1
Cyclohexane	10	U	10	0.33	ug/Kg			12/09/11 11:23	1
1,2-Dibromo-3-Chloropropane	10	U	10	1.3	ug/Kg			12/09/11 11:23	1
Ethylene Dibromide	5.0	U	5.0	0.50	ug/Kg			12/09/11 11:23	1
Dichlorodifluoromethane	5.0	U	5.0	0.50	ug/Kg			12/09/11 11:23	1
cis-1,2-Dichloroethene	5.0	U	5.0	0.36	ug/Kg			12/09/11 11:23	1
trans-1,2-Dichloroethene	5.0	U	5.0	0.41	ug/Kg			12/09/11 11:23	1
Isopropylbenzene	5.0	U	5.0	0.16	ug/Kg			12/09/11 11:23	1
Methyl acetate	10	U	10	1.4	ug/Kg			12/09/11 11:23	1
Methyl tert-butyl ether	20	U	20	0.43	ug/Kg			12/09/11 11:23	1
1,1,2-Trichloro-1,2,2-trifluoroethane	5.0	U	5.0	1.3	ug/Kg			12/09/11 11:23	1
1,2,4-Trichlorobenzene	0.367	J	5.0	0.27	ug/Kg			12/09/11 11:23	1
1,2-Dichlorobenzene	5.0	U	5.0	0.36	ug/Kg			12/09/11 11:23	1
1,3-Dichlorobenzene	5.0	U	5.0	0.35	ug/Kg			12/09/11 11:23	1
1,4-Dichlorobenzene	5.0	U	5.0	0.66	ug/Kg			12/09/11 11:23	1
Trichlorofluoromethane	5.0	U	5.0	0.34	ug/Kg			12/09/11 11:23	1
Chlorodibromomethane	5.0	U	5.0	0.55	ug/Kg			12/09/11 11:23	1
Methylcyclohexane	10	U	10	0.31	ug/Kg			12/09/11 11:23	1

Method: 8260B - Volatile Organic Compounds (GC/MS) (Continued)

Lab Sample ID: MB 240-26190/6
Matrix: Solid
Analysis Batch: 26190

Client Sample ID: Method Blank
Prep Type: Total/NA

Surrogate	MB %Recovery	MB Qualifier	Limits	Prepared	Analyzed	Dil Fac
1,2-Dichloroethane-d4 (Surr)	106		58 - 123		12/09/11 11:23	1
4-Bromofluorobenzene (Surr)	96		52 - 136		12/09/11 11:23	1
Toluene-d8 (Surr)	101		67 - 125		12/09/11 11:23	1
Dibromofluoromethane (Surr)	105		37 - 132		12/09/11 11:23	1

Lab Sample ID: LCS 240-26190/5
Matrix: Solid
Analysis Batch: 26190

Client Sample ID: Lab Control Sample
Prep Type: Total/NA

Analyte	Spike Added	LCS Result	LCS Qualifier	Unit	D	%Rec	%Rec. Limits
Acetone	100	96.9		ug/Kg		97	41 - 137
Benzene	50.0	50.7		ug/Kg		101	79 - 112
Dichlorobromomethane	50.0	50.5		ug/Kg		101	84 - 122
Bromoform	50.0	43.7		ug/Kg		87	62 - 133
Bromomethane	50.0	45.2		ug/Kg		90	42 - 136
2-Butanone (MEK)	100	86.3		ug/Kg		86	52 - 131
Carbon disulfide	50.0	45.7		ug/Kg		91	62 - 146
Carbon tetrachloride	50.0	49.0		ug/Kg		98	71 - 129
Chlorobenzene	50.0	48.9		ug/Kg		98	78 - 110
Chloroethane	50.0	44.3		ug/Kg		89	58 - 117
Chloroform	50.0	52.7		ug/Kg		105	77 - 114
Chloromethane	50.0	45.2		ug/Kg		90	50 - 110
1,1-Dichloroethane	50.0	51.7		ug/Kg		103	76 - 115
1,2-Dichloroethane	50.0	48.0		ug/Kg		96	72 - 120
1,1-Dichloroethene	50.0	42.0		ug/Kg		84	75 - 135
1,2-Dichloropropane	50.0	48.9		ug/Kg		98	87 - 113
cis-1,3-Dichloropropene	50.0	48.5		ug/Kg		97	74 - 128
trans-1,3-Dichloropropene	50.0	47.9		ug/Kg		96	73 - 131
Ethylbenzene	50.0	49.4		ug/Kg		99	79 - 117
2-Hexanone	100	91.7		ug/Kg		92	64 - 136
Methylene Chloride	50.0	50.7		ug/Kg		101	75 - 118
4-Methyl-2-pentanone (MIBK)	100	91.7		ug/Kg		92	67 - 135
Styrene	50.0	49.7		ug/Kg		99	87 - 117
1,1,2,2-Tetrachloroethane	50.0	51.0		ug/Kg		102	77 - 123
Tetrachloroethene	50.0	49.7		ug/Kg		99	79 - 114
Toluene	50.0	48.2		ug/Kg		96	75 - 111
Trichloroethene	50.0	50.4		ug/Kg		101	79 - 113
Vinyl chloride	50.0	45.6		ug/Kg		91	57 - 114
Xylenes, Total	150	148		ug/Kg		99	80 - 118
1,1,1-Trichloroethane	50.0	54.4		ug/Kg		109	77 - 126
1,1,2-Trichloroethane	50.0	48.9		ug/Kg		98	83 - 112
Cyclohexane	50.0	53.1		ug/Kg		106	66 - 110
1,2-Dibromo-3-Chloropropane	50.0	49.3		ug/Kg		99	61 - 132
Ethylene Dibromide	50.0	48.7		ug/Kg		97	83 - 117
Dichlorodifluoromethane	50.0	33.2		ug/Kg		66	26 - 113
cis-1,2-Dichloroethene	50.0	52.4		ug/Kg		105	76 - 113
trans-1,2-Dichloroethene	50.0	53.0		ug/Kg		106	78 - 117
Isopropylbenzene	50.0	52.1		ug/Kg		104	76 - 122
Methyl acetate	50.0	49.4		ug/Kg		99	57 - 130

Method: 8260B - Volatile Organic Compounds (GC/MS) (Continued)

Lab Sample ID: LCS 240-26190/5
Matrix: Solid
Analysis Batch: 26190

Client Sample ID: Lab Control Sample
Prep Type: Total/NA

Analyte	Spike Added	LCS Result	LCS Qualifier	Unit	D	%Rec	%Rec. Limits
Methyl tert-butyl ether	50.0	50.8		ug/Kg		102	49 - 165
1,1,2-Trichloro-1,2,2-trifluoroethane	50.0	45.6		ug/Kg		91	82 - 138
1,2,4-Trichlorobenzene	50.0	49.2		ug/Kg		98	64 - 124
1,2-Dichlorobenzene	50.0	49.4		ug/Kg		99	76 - 110
1,3-Dichlorobenzene	50.0	50.0		ug/Kg		100	78 - 111
1,4-Dichlorobenzene	50.0	48.1		ug/Kg		96	75 - 110
Trichlorofluoromethane	50.0	53.1		ug/Kg		106	57 - 146
Chlorodibromomethane	50.0	43.1		ug/Kg		86	72 - 127
Methylcyclohexane	50.0	56.3		ug/Kg		113	70 - 126
m-Xylene & p-Xylene	100	98.6		ug/Kg		99	80 - 117
o-Xylene	50.0	49.3		ug/Kg		99	80 - 120

Surrogate	*LCS %Recovery*	*LCS Qualifier*	*Limits*
1,2-Dichloroethane-d4 (Surr)	*100*		*58 - 123*
4-Bromofluorobenzene (Surr)	*104*		*52 - 136*
Toluene-d8 (Surr)	*103*		*67 - 125*
Dibromofluoromethane (Surr)	*104*		*37 - 132*

Lab Sample ID: MB 240-26427/6
Matrix: Solid
Analysis Batch: 26427

Client Sample ID: Method Blank
Prep Type: Total/NA

Analyte	MB Result	MB Qualifier	RL	MDL	Unit	D	Prepared	Analyzed	Dil Fac
Acetone	17.2	J	20	6.3	ug/Kg			12/12/11 11:55	1
Benzene	5.0	U	5.0	0.23	ug/Kg			12/12/11 11:55	1
Dichlorobromomethane	5.0	U	5.0	0.28	ug/Kg			12/12/11 11:55	1
Bromoform	5.0	U	5.0	0.33	ug/Kg			12/12/11 11:55	1
Bromomethane	5.0	U	5.0	0.54	ug/Kg			12/12/11 11:55	1
2-Butanone (MEK)	20	U	20	1.4	ug/Kg			12/12/11 11:55	1
Carbon disulfide	5.0	U	5.0	0.44	ug/Kg			12/12/11 11:55	1
Carbon tetrachloride	5.0	U	5.0	0.37	ug/Kg			12/12/11 11:55	1
Chlorobenzene	5.0	U	5.0	0.33	ug/Kg			12/12/11 11:55	1
Chloroethane	5.0	U	5.0	0.86	ug/Kg			12/12/11 11:55	1
Chloroform	5.0	U	5.0	0.29	ug/Kg			12/12/11 11:55	1
Chloromethane	5.0	U	5.0	0.41	ug/Kg			12/12/11 11:55	1
1,1-Dichloroethane	5.0	U	5.0	0.36	ug/Kg			12/12/11 11:55	1
1,2-Dichloroethane	5.0	U	5.0	0.34	ug/Kg			12/12/11 11:55	1
1,1-Dichloroethene	5.0	U	5.0	0.52	ug/Kg			12/12/11 11:55	1
1,2-Dichloropropane	5.0	U	5.0	0.69	ug/Kg			12/12/11 11:55	1
cis-1,3-Dichloropropene	5.0	U	5.0	0.34	ug/Kg			12/12/11 11:55	1
trans-1,3-Dichloropropene	5.0	U	5.0	0.54	ug/Kg			12/12/11 11:55	1
Ethylbenzene	5.0	U	5.0	0.26	ug/Kg			12/12/11 11:55	1
2-Hexanone	20	U	20	0.63	ug/Kg			12/12/11 11:55	1
Methylene Chloride	5.0	U	5.0	0.67	ug/Kg			12/12/11 11:55	1
4-Methyl-2-pentanone (MIBK)	20	U	20	0.54	ug/Kg			12/12/11 11:55	1
Styrene	5.0	U	5.0	0.15	ug/Kg			12/12/11 11:55	1
1,1,2,2-Tetrachloroethane	5.0	U	5.0	0.34	ug/Kg			12/12/11 11:55	1
Tetrachloroethene	5.0	U	5.0	0.52	ug/Kg			12/12/11 11:55	1
Toluene	5.0	U	5.0	0.27	ug/Kg			12/12/11 11:55	1

Method: 8260B - Volatile Organic Compounds (GC/MS) (Continued)

Lab Sample ID: MB 240-26427/6
Matrix: Solid
Analysis Batch: 26427

Client Sample ID: Method Blank
Prep Type: Total/NA

Analyte	MB Result	MB Qualifier	RL	MDL	Unit	D	Prepared	Analyzed	Dil Fac
Trichloroethene	5.0	U	5.0	0.42	ug/Kg			12/12/11 11:55	1
Vinyl chloride	5.0	U	5.0	0.39	ug/Kg			12/12/11 11:55	1
Xylenes, Total	10	U	10	0.67	ug/Kg			12/12/11 11:55	1
1,1,1-Trichloroethane	5.0	U	5.0	0.56	ug/Kg			12/12/11 11:55	1
1,1,2-Trichloroethane	5.0	U	5.0	0.39	ug/Kg			12/12/11 11:55	1
Cyclohexane	10	U	10	0.33	ug/Kg			12/12/11 11:55	1
1,2-Dibromo-3-Chloropropane	10	U	10	1.3	ug/Kg			12/12/11 11:55	1
Ethylene Dibromide	5.0	U	5.0	0.50	ug/Kg			12/12/11 11:55	1
Dichlorodifluoromethane	5.0	U	5.0	0.50	ug/Kg			12/12/11 11:55	1
cis-1,2-Dichloroethene	5.0	U	5.0	0.36	ug/Kg			12/12/11 11:55	1
trans-1,2-Dichloroethene	5.0	U	5.0	0.41	ug/Kg			12/12/11 11:55	1
Isopropylbenzene	5.0	U	5.0	0.16	ug/Kg			12/12/11 11:55	1
Methyl acetate	10	U	10	1.4	ug/Kg			12/12/11 11:55	1
Methyl tert-butyl ether	20	U	20	0.43	ug/Kg			12/12/11 11:55	1
1,1,2-Trichloro-1,2,2-trifluoroethane	5.0	U	5.0	1.3	ug/Kg			12/12/11 11:55	1
1,2,4-Trichlorobenzene	0.463	J	5.0	0.27	ug/Kg			12/12/11 11:55	1
1,2-Dichlorobenzene	5.0	U	5.0	0.36	ug/Kg			12/12/11 11:55	1
1,3-Dichlorobenzene	5.0	U	5.0	0.35	ug/Kg			12/12/11 11:55	1
1,4-Dichlorobenzene	5.0	U	5.0	0.66	ug/Kg			12/12/11 11:55	1
Trichlorofluoromethane	5.0	U	5.0	0.34	ug/Kg			12/12/11 11:55	1
Chlorodibromomethane	5.0	U	5.0	0.55	ug/Kg			12/12/11 11:55	1
Methylcyclohexane	10	U	10	0.31	ug/Kg			12/12/11 11:55	1

Surrogate	*MB %Recovery*	*MB Qualifier*	*Limits*	*Prepared*	*Analyzed*	*Dil Fac*
1,2-Dichloroethane-d4 (Surr)	*101*		*58 - 123*		*12/12/11 11:55*	*1*
4-Bromofluorobenzene (Surr)	*95*		*52 - 136*		*12/12/11 11:55*	*1*
Toluene-d8 (Surr)	*100*		*67 - 125*		*12/12/11 11:55*	*1*
Dibromofluoromethane (Surr)	*105*		*37 - 132*		*12/12/11 11:55*	*1*

Lab Sample ID: LCS 240-26427/11
Matrix: Solid
Analysis Batch: 26427

Client Sample ID: Lab Control Sample
Prep Type: Total/NA

Analyte	Spike Added	LCS Result	LCS Qualifier	Unit	D	%Rec	%Rec. Limits
Chloroethane	50.0	45.3		ug/Kg		91	58 - 117
Chloroform	50.0	55.0		ug/Kg		110	77 - 114
Cyclohexane	50.0	55.7	*	ug/Kg		111	66 - 110
cis-1,2-Dichloroethene	50.0	56.0		ug/Kg		112	76 - 113
trans-1,2-Dichloroethene	50.0	59.0	*	ug/Kg		118	78 - 117
1,1,2-Trichloro-1,2,2-trifluoroetha ne	50.0	50.7		ug/Kg		101	82 - 138

Surrogate	*LCS %Recovery*	*LCS Qualifier*	*Limits*
1,2-Dichloroethane-d4 (Surr)	*99*		*58 - 123*
4-Bromofluorobenzene (Surr)	*92*		*52 - 136*
Toluene-d8 (Surr)	*99*		*67 - 125*
Dibromofluoromethane (Surr)	*107*		*37 - 132*

Method: 8260B - Volatile Organic Compounds (GC/MS) (Continued)

Lab Sample ID: LCS 240-26427/5
Matrix: Solid
Analysis Batch: 26427

Client Sample ID: Lab Control Sample
Prep Type: Total/NA

Analyte	Spike Added	LCS Result	LCS Qualifier	Unit	D	%Rec	%Rec. Limits
Acetone	100	106		ug/Kg		106	41 - 137
Benzene	50.0	51.0		ug/Kg		102	79 - 112
Dichlorobromomethane	50.0	49.4		ug/Kg		99	84 - 122
Bromoform	50.0	45.8		ug/Kg		92	62 - 133
Bromomethane	50.0	49.3		ug/Kg		99	42 - 136
2-Butanone (MEK)	100	80.8		ug/Kg		81	52 - 131
Carbon disulfide	50.0	51.6		ug/Kg		103	62 - 146
Carbon tetrachloride	50.0	55.5		ug/Kg		111	71 - 129
Chlorobenzene	50.0	47.8		ug/Kg		96	78 - 110
Chloromethane	50.0	48.7		ug/Kg		97	50 - 110
1,1-Dichloroethane	50.0	56.9		ug/Kg		114	76 - 115
1,2-Dichloroethane	50.0	45.3		ug/Kg		91	72 - 120
1,1-Dichloroethene	50.0	62.3		ug/Kg		125	75 - 135
1,2-Dichloropropane	50.0	48.0		ug/Kg		96	87 - 113
cis-1,3-Dichloropropene	50.0	44.2		ug/Kg		88	74 - 128
trans-1,3-Dichloropropene	50.0	44.8		ug/Kg		90	73 - 131
Ethylbenzene	50.0	50.4		ug/Kg		101	79 - 117
2-Hexanone	100	82.6		ug/Kg		83	64 - 136
Methylene Chloride	50.0	55.1		ug/Kg		110	75 - 118
4-Methyl-2-pentanone (MIBK)	100	91.0		ug/Kg		91	67 - 135
Styrene	50.0	50.9		ug/Kg		102	87 - 117
1,1,2,2-Tetrachloroethane	50.0	46.7		ug/Kg		93	77 - 123
Tetrachloroethene	50.0	49.6		ug/Kg		99	79 - 114
Toluene	50.0	46.8		ug/Kg		94	75 - 111
Trichloroethene	50.0	49.4		ug/Kg		99	79 - 113
Vinyl chloride	50.0	49.2		ug/Kg		98	57 - 114
Xylenes, Total	150	154		ug/Kg		103	80 - 118
1,1,1-Trichloroethane	50.0	61.7		ug/Kg		123	77 - 126
1,1,2-Trichloroethane	50.0	45.8		ug/Kg		92	83 - 112
1,2-Dibromo-3-Chloropropane	50.0	51.4		ug/Kg		103	61 - 132
Ethylene Dibromide	50.0	46.8		ug/Kg		94	83 - 117
Dichlorodifluoromethane	50.0	38.8		ug/Kg		78	26 - 113
Isopropylbenzene	50.0	55.2		ug/Kg		110	76 - 122
Methyl acetate	50.0	51.3		ug/Kg		103	57 - 130
Methyl tert-butyl ether	50.0	59.8		ug/Kg		120	49 - 165
1,2,4-Trichlorobenzene	50.0	48.3		ug/Kg		97	64 - 124
1,2-Dichlorobenzene	50.0	49.5		ug/Kg		99	76 - 110
1,3-Dichlorobenzene	50.0	48.2		ug/Kg		96	78 - 111
1,4-Dichlorobenzene	50.0	46.6		ug/Kg		93	75 - 110
Trichlorofluoromethane	50.0	55.5		ug/Kg		111	57 - 146
Chlorodibromomethane	50.0	42.1		ug/Kg		84	72 - 127
Methylcyclohexane	50.0	62.2		ug/Kg		124	70 - 126
m-Xylene & p-Xylene	100	101		ug/Kg		101	80 - 117
o-Xylene	50.0	53.3		ug/Kg		107	80 - 120

Surrogate	*LCS %Recovery*	*LCS Qualifier*	*Limits*
1,2-Dichloroethane-d4 (Surr)	*100*		*58 - 123*
4-Bromofluorobenzene (Surr)	*91*		*52 - 136*
Toluene-d8 (Surr)	*99*		*67 - 125*

Method: 8260B - Volatile Organic Compounds (GC/MS) (Continued)

Lab Sample ID: LCS 240-26427/5
Matrix: Solid
Analysis Batch: 26427

Client Sample ID: Lab Control Sample
Prep Type: Total/NA

Surrogate	LCS %Recovery	LCS Qualifier	Limits
Dibromofluoromethane (Surr)	113		37 - 132

Method: 8270C - Semivolatile Organic Compounds (GC/MS)

Lab Sample ID: MB 240-25631/23-A
Matrix: Solid
Analysis Batch: 26096

Client Sample ID: Method Blank
Prep Type: Total/NA
Prep Batch: 25631

Analyte	MB Result	MB Qualifier	RL	MDL	Unit	D	Prepared	Analyzed	Dil Fac
1,1'-Biphenyl	50	U	50	27	ug/Kg		12/06/11 08:41	12/08/11 15:45	1
2,2'-oxybis[1-chloropropane]	100	U	100	9.5	ug/Kg		12/06/11 08:41	12/08/11 15:45	1
2,4,5-Trichlorophenol	150	U	150	25	ug/Kg		12/06/11 08:41	12/08/11 15:45	1
2,4,6-Trichlorophenol	150	U	150	80	ug/Kg		12/06/11 08:41	12/08/11 15:45	1
2,4-Dichlorophenol	150	U	150	20	ug/Kg		12/06/11 08:41	12/08/11 15:45	1
2,4-Dimethylphenol	150	U	150	20	ug/Kg		12/06/11 08:41	12/08/11 15:45	1
2,4-Dinitrophenol	330	U	330	80	ug/Kg		12/06/11 08:41	12/08/11 15:45	1
2,4-Dinitrotoluene	200	U	200	27	ug/Kg		12/06/11 08:41	12/08/11 15:45	1
2,6-Dinitrotoluene	200	U	200	21	ug/Kg		12/06/11 08:41	12/08/11 15:45	1
2-Chloronaphthalene	50	U	50	3.3	ug/Kg		12/06/11 08:41	12/08/11 15:45	1
2-Chlorophenol	50	U	50	27	ug/Kg		12/06/11 08:41	12/08/11 15:45	1
2-Methylnaphthalene	6.7	U	6.7	3.3	ug/Kg		12/06/11 08:41	12/08/11 15:45	1
2-Methylphenol	200	U	200	80	ug/Kg		12/06/11 08:41	12/08/11 15:45	1
2-Nitroaniline	200	U	200	9.1	ug/Kg		12/06/11 08:41	12/08/11 15:45	1
2-Nitrophenol	50	U	50	27	ug/Kg		12/06/11 08:41	12/08/11 15:45	1
3,3'-Dichlorobenzidine	100	U	100	18	ug/Kg		12/06/11 08:41	12/08/11 15:45	1
3-Nitroaniline	200	U	200	16	ug/Kg		12/06/11 08:41	12/08/11 15:45	1
4,6-Dinitro-2-methylphenol	150	U	150	80	ug/Kg		12/06/11 08:41	12/08/11 15:45	1
4-Bromophenyl phenyl ether	50	U	50	13	ug/Kg		12/06/11 08:41	12/08/11 15:45	1
4-Chloro-3-methylphenol	150	U	150	21	ug/Kg		12/06/11 08:41	12/08/11 15:45	1
4-Chloroaniline	150	U	150	17	ug/Kg		12/06/11 08:41	12/08/11 15:45	1
4-Chlorophenyl phenyl ether	50	U	50	13	ug/Kg		12/06/11 08:41	12/08/11 15:45	1
4-Nitroaniline	200	U	200	26	ug/Kg		12/06/11 08:41	12/08/11 15:45	1
4-Nitrophenol	330	U	330	80	ug/Kg		12/06/11 08:41	12/08/11 15:45	1
Acenaphthene	6.7	U	6.7	3.3	ug/Kg		12/06/11 08:41	12/08/11 15:45	1
Acenaphthylene	6.7	U	6.7	3.3	ug/Kg		12/06/11 08:41	12/08/11 15:45	1
Acetophenone	100	U	100	9.2	ug/Kg		12/06/11 08:41	12/08/11 15:45	1
Anthracene	6.7	U	6.7	3.3	ug/Kg		12/06/11 08:41	12/08/11 15:45	1
Atrazine	200	U	200	9.1	ug/Kg		12/06/11 08:41	12/08/11 15:45	1
Benzaldehyde	100	U	100	12	ug/Kg		12/06/11 08:41	12/08/11 15:45	1
Benzo[a]anthracene	6.7	U	6.7	3.3	ug/Kg		12/06/11 08:41	12/08/11 15:45	1
Benzo[a]pyrene	6.7	U	6.7	3.3	ug/Kg		12/06/11 08:41	12/08/11 15:45	1
Benzo[b]fluoranthene	6.7	U	6.7	3.3	ug/Kg		12/06/11 08:41	12/08/11 15:45	1
Benzo[g,h,i]perylene	6.7	U	6.7	3.3	ug/Kg		12/06/11 08:41	12/08/11 15:45	1
Benzo[k]fluoranthene	6.7	U	6.7	3.3	ug/Kg		12/06/11 08:41	12/08/11 15:45	1
Bis(2-chloroethoxy)methane	100	U	100	22	ug/Kg		12/06/11 08:41	12/08/11 15:45	1
Bis(2-chloroethyl)ether	100	U	100	2.0	ug/Kg		12/06/11 08:41	12/08/11 15:45	1
Bis(2-ethylhexyl) phthalate	50	U	50	19	ug/Kg		12/06/11 08:41	12/08/11 15:45	1
Butyl benzyl phthalate	50	U	50	10	ug/Kg		12/06/11 08:41	12/08/11 15:45	1
Caprolactam	330	U	330	37	ug/Kg		12/06/11 08:41	12/08/11 15:45	1

Method: 8270C - Semivolatile Organic Compounds (GC/MS) (Continued)

Lab Sample ID: MB 240-25631/23-A
Matrix: Solid
Analysis Batch: 26096

Client Sample ID: Method Blank
Prep Type: Total/NA
Prep Batch: 25631

Analyte	MB Result	MB Qualifier	RL	MDL	Unit	D	Prepared	Analyzed	Dil Fac
Carbazole	50	U	50	27	ug/Kg		12/06/11 08:41	12/08/11 15:45	1
Chrysene	6.7	U	6.7	1.1	ug/Kg		12/06/11 08:41	12/08/11 15:45	1
Dibenz(a,h)anthracene	6.7	U	6.7	3.3	ug/Kg		12/06/11 08:41	12/08/11 15:45	1
Dibenzofuran	50	U	50	3.3	ug/Kg		12/06/11 08:41	12/08/11 15:45	1
Diethyl phthalate	50	U	50	16	ug/Kg		12/06/11 08:41	12/08/11 15:45	1
Dimethyl phthalate	50	U	50	17	ug/Kg		12/06/11 08:41	12/08/11 15:45	1
Di-n-butyl phthalate	50	U	50	15	ug/Kg		12/06/11 08:41	12/08/11 15:45	1
Di-n-octyl phthalate	50	U	50	27	ug/Kg		12/06/11 08:41	12/08/11 15:45	1
Fluoranthene	6.7	U	6.7	3.3	ug/Kg		12/06/11 08:41	12/08/11 15:45	1
Fluorene	6.7	U	6.7	3.3	ug/Kg		12/06/11 08:41	12/08/11 15:45	1
Hexachlorobenzene	6.7	U	6.7	2.1	ug/Kg		12/06/11 08:41	12/08/11 15:45	1
Hexachlorobutadiene	50	U	50	27	ug/Kg		12/06/11 08:41	12/08/11 15:45	1
Hexachlorocyclopentadiene	330	U	330	27	ug/Kg		12/06/11 08:41	12/08/11 15:45	1
Hexachloroethane	50	U	50	9.0	ug/Kg		12/06/11 08:41	12/08/11 15:45	1
Indeno[1,2,3-cd]pyrene	6.7	U	6.7	3.3	ug/Kg		12/06/11 08:41	12/08/11 15:45	1
Isophorone	50	U	50	13	ug/Kg		12/06/11 08:41	12/08/11 15:45	1
Naphthalene	6.7	U	6.7	3.3	ug/Kg		12/06/11 08:41	12/08/11 15:45	1
Nitrobenzene	100	U	100	2.2	ug/Kg		12/06/11 08:41	12/08/11 15:45	1
N-Nitrosodi-n-propylamine	50	U	50	27	ug/Kg		12/06/11 08:41	12/08/11 15:45	1
N-Nitrosodiphenylamine	50	U	50	21	ug/Kg		12/06/11 08:41	12/08/11 15:45	1
Pentachlorophenol	150	U	150	80	ug/Kg		12/06/11 08:41	12/08/11 15:45	1
Phenol	50	U	50	27	ug/Kg		12/06/11 08:41	12/08/11 15:45	1
Phenanthrene	6.7	U	6.7	3.3	ug/Kg		12/06/11 08:41	12/08/11 15:45	1
Pyrene	6.7	U	6.7	3.3	ug/Kg		12/06/11 08:41	12/08/11 15:45	1
3 & 4 Methylphenol	400	U	400	20	ug/Kg		12/06/11 08:41	12/08/11 15:45	1

Surrogate	*MB %Recovery*	*MB Qualifier*	*Limits*	*Prepared*	*Analyzed*	*Dil Fac*
2-Fluorobiphenyl (Surr)	*47*		*34 - 110*	*12/06/11 08:41*	*12/08/11 15:45*	*1*
2-Fluorophenol (Surr)	*50*		*26 - 110*	*12/06/11 08:41*	*12/08/11 15:45*	*1*
2,4,6-Tribromophenol (Surr)	*45*		*10 - 118*	*12/06/11 08:41*	*12/08/11 15:45*	*1*
Nitrobenzene-d5 (Surr)	*49*		*24 - 112*	*12/06/11 08:41*	*12/08/11 15:45*	*1*
Phenol-d5 (Surr)	*53*		*28 - 110*	*12/06/11 08:41*	*12/08/11 15:45*	*1*
Terphenyl-d14 (Surr)	*86*		*41 - 119*	*12/06/11 08:41*	*12/08/11 15:45*	*1*

Lab Sample ID: LCS 240-25631/24-A
Matrix: Solid
Analysis Batch: 26096

Client Sample ID: Lab Control Sample
Prep Type: Total/NA
Prep Batch: 25631

Analyte	Spike Added	LCS Result	LCS Qualifier	Unit	D	%Rec	%Rec. Limits
1,1'-Biphenyl	667	367		ug/Kg		55	50 - 130
2,2'-oxybis[1-chloropropane]	667	333		ug/Kg		50	36 - 116
2,4,5-Trichlorophenol	667	441		ug/Kg		66	42 - 110
2,4,6-Trichlorophenol	667	404		ug/Kg		61	37 - 110
2,4-Dichlorophenol	667	365		ug/Kg		55	40 - 110
2,4-Dimethylphenol	667	281		ug/Kg		42	28 - 110
2,4-Dinitrophenol	667	183	J	ug/Kg		27	10 - 110
2,4-Dinitrotoluene	667	522		ug/Kg		78	55 - 116
2,6-Dinitrotoluene	667	504		ug/Kg		76	54 - 115
2-Chloronaphthalene	667	369		ug/Kg		55	46 - 110

Method: 8270C - Semivolatile Organic Compounds (GC/MS) (Continued)

Lab Sample ID: LCS 240-25631/24-A
Matrix: Solid
Analysis Batch: 26096

Client Sample ID: Lab Control Sample
Prep Type: Total/NA
Prep Batch: 25631

Analyte	Spike Added	LCS Result	LCS Qualifier	Unit	D	%Rec	%Rec. Limits
2-Chlorophenol	667	375		ug/Kg		56	39 - 110
2-Methylnaphthalene	667	377		ug/Kg		56	46 - 110
2-Methylphenol	667	348		ug/Kg		52	36 - 110
2-Nitroaniline	667	418		ug/Kg		63	47 - 124
2-Nitrophenol	667	374		ug/Kg		56	35 - 110
3,3'-Dichlorobenzidine	667	137	*	ug/Kg		21	31 - 110
3-Nitroaniline	667	361		ug/Kg		54	44 - 110
4,6-Dinitro-2-methylphenol	667	363		ug/Kg		54	21 - 110
4-Bromophenyl phenyl ether	667	443		ug/Kg		66	53 - 112
4-Chloro-3-methylphenol	667	443		ug/Kg		66	42 - 110
4-Chloroaniline	667	213		ug/Kg		32	25 - 110
4-Chlorophenyl phenyl ether	667	453		ug/Kg		68	53 - 110
4-Nitroaniline	667	451		ug/Kg		68	50 - 110
4-Nitrophenol	667	451		ug/Kg		68	24 - 117
Acenaphthene	667	391		ug/Kg		59	46 - 110
Acenaphthylene	667	389		ug/Kg		58	47 - 110
Acetophenone	667	381		ug/Kg		57	50 - 130
Anthracene	667	509		ug/Kg		76	56 - 111
Atrazine	667	563		ug/Kg		84	50 - 130
Benzaldehyde	667	359		ug/Kg		54	10 - 130
Benzo[a]anthracene	667	527		ug/Kg		79	58 - 111
Benzo[a]pyrene	667	493		ug/Kg		74	44 - 115
Benzo[b]fluoranthene	667	528		ug/Kg		79	43 - 124
Benzo[g,h,i]perylene	667	533		ug/Kg		80	44 - 120
Benzo[k]fluoranthene	667	553		ug/Kg		83	38 - 122
Bis(2-chloroethoxy)methane	667	357		ug/Kg		54	42 - 110
Bis(2-chloroethyl)ether	667	363		ug/Kg		54	41 - 110
Bis(2-ethylhexyl) phthalate	667	552		ug/Kg		83	56 - 123
Butyl benzyl phthalate	667	568		ug/Kg		85	57 - 121
Caprolactam	667	431		ug/Kg		65	50 - 130
Carbazole	667	518		ug/Kg		78	56 - 115
Chrysene	667	577		ug/Kg		87	56 - 111
Dibenz(a,h)anthracene	667	521		ug/Kg		78	45 - 122
Dibenzofuran	667	419		ug/Kg		63	50 - 110
Diethyl phthalate	667	526		ug/Kg		79	55 - 114
Dimethyl phthalate	667	483		ug/Kg		72	54 - 112
Di-n-butyl phthalate	667	585		ug/Kg		88	57 - 119
Di-n-octyl phthalate	667	524		ug/Kg		79	45 - 123
Fluoranthene	667	548		ug/Kg		82	55 - 118
Fluorene	667	448		ug/Kg		67	51 - 110
Hexachlorobenzene	667	456		ug/Kg		68	51 - 110
Hexachlorobutadiene	667	373		ug/Kg		56	39 - 110
Hexachlorocyclopentadiene	667	249	J	ug/Kg		37	10 - 110
Hexachloroethane	667	371		ug/Kg		56	38 - 110
Indeno[1,2,3-cd]pyrene	667	517		ug/Kg		77	45 - 121
Isophorone	667	365		ug/Kg		55	46 - 117
Naphthalene	667	367		ug/Kg		55	42 - 110
Nitrobenzene	667	378		ug/Kg		57	40 - 110
N-Nitrosodi-n-propylamine	667	361		ug/Kg		54	40 - 114
N-Nitrosodiphenylamine	667	442		ug/Kg		66	54 - 112

Method: 8270C - Semivolatile Organic Compounds (GC/MS) (Continued)

Lab Sample ID: LCS 240-25631/24-A
Matrix: Solid
Analysis Batch: 26096

Client Sample ID: Lab Control Sample
Prep Type: Total/NA
Prep Batch: 25631

Analyte	Spike Added	LCS Result	LCS Qualifier	Unit	D	%Rec	%Rec. Limits
Pentachlorophenol	667	231		ug/Kg		35	10 - 110
Phenol	667	370		ug/Kg		55	39 - 110
Phenanthrene	667	508		ug/Kg		76	54 - 110
Pyrene	667	537		ug/Kg		81	58 - 113
3 & 4 Methylphenol	1330	733		ug/Kg		55	40 - 110

Surrogate	*LCS %Recovery*	*LCS Qualifier*	*Limits*
2-Fluorobiphenyl (Surr)	*54*		*34 - 110*
2-Fluorophenol (Surr)	*55*		*26 - 110*
2,4,6-Tribromophenol (Surr)	*66*		*10 - 118*
Nitrobenzene-d5 (Surr)	*54*		*24 - 112*
Phenol-d5 (Surr)	*56*		*28 - 110*
Terphenyl-d14 (Surr)	*88*		*41 - 119*

Lab Sample ID: 240-6481-8 MS
Matrix: Solid
Analysis Batch: 26416

Client Sample ID: S-017324-120211-TP-200
Prep Type: Total/NA
Prep Batch: 25631

Analyte	Sample Result	Sample Qualifier	Spike Added	MS Result	MS Qualifier	Unit	D	%Rec	%Rec. Limits
1,1'-Biphenyl	50	J	800	484		ug/Kg	☼	54	50 - 130
2,2'-oxybis[1-chloropropane]	120	U	800	397		ug/Kg	☼	50	25 - 124
2,4,5-Trichlorophenol	180	U	800	451		ug/Kg	☼	56	32 - 112
2,4,6-Trichlorophenol	180	U	800	442		ug/Kg	☼	55	22 - 110
2,4-Dichlorophenol	180	U	800	457		ug/Kg	☼	57	33 - 110
2,4-Dimethylphenol	180	U	800	339		ug/Kg	☼	42	19 - 114
2,4-Dinitrophenol	400	U	800	400	U F	ug/Kg	☼	0	10 - 110
2,4-Dinitrotoluene	240	U	800	514		ug/Kg	☼	64	42 - 118
2,6-Dinitrotoluene	240	U	800	559		ug/Kg	☼	70	28 - 137
2-Chloronaphthalene	60	U	800	447		ug/Kg	☼	56	40 - 110
2-Chlorophenol	60	U	800	449		ug/Kg	☼	56	32 - 110
2-Methylnaphthalene	340		800	764		ug/Kg	☼	52	10 - 200
2-Methylphenol	240	U	800	414		ug/Kg	☼	52	19 - 124
2-Nitroaniline	240	U	800	526		ug/Kg	☼	66	31 - 141
2-Nitrophenol	60	U	800	436		ug/Kg	☼	54	17 - 110
3,3'-Dichlorobenzidine	120	U *	800	120	U F	ug/Kg	☼	0	10 - 110
3-Nitroaniline	240	U	800	271		ug/Kg	☼	34	24 - 110
4,6-Dinitro-2-methylphenol	180	U	800	99.2	J	ug/Kg	☼	12	10 - 110
4-Bromophenyl phenyl ether	60	U	800	488		ug/Kg	☼	61	44 - 120
4-Chloro-3-methylphenol	180	U	800	523		ug/Kg	☼	65	32 - 117
4-Chloroaniline	180	U	800	201		ug/Kg	☼	25	11 - 110
4-Chlorophenyl phenyl ether	60	U	800	496		ug/Kg	☼	62	47 - 116
4-Nitroaniline	240	U	800	321		ug/Kg	☼	40	23 - 124
4-Nitrophenol	400	U	800	414		ug/Kg	☼	52	10 - 125
Acenaphthene	29		800	483		ug/Kg	☼	57	10 - 200
Acenaphthylene	25		800	461		ug/Kg	☼	54	10 - 200
Acetophenone	43	J	800	500		ug/Kg	☼	57	50 - 130
Anthracene	75		800	536		ug/Kg	☼	58	10 - 200
Atrazine	240	U	800	542		ug/Kg	☼	68	50 - 130
Benzaldehyde	120	U	800	418		ug/Kg	☼	52	10 - 130

Method: 8270C - Semivolatile Organic Compounds (GC/MS) (Continued)

Lab Sample ID: 240-6481-8 MS
Matrix: Solid
Analysis Batch: 26416

Client Sample ID: S-017324-120211-TP-200
Prep Type: Total/NA
Prep Batch: 25631

Analyte	Sample Result	Sample Qualifier	Spike Added	MS Result	MS Qualifier	Unit	D	%Rec	%Rec. Limits
Benzo[a]anthracene	410		800	649		ug/Kg	☼	30	10 - 200
Benzo[a]pyrene	320		800	505		ug/Kg	☼	23	10 - 200
Benzo[b]fluoranthene	500		800	553	F	ug/Kg	☼	6	10 - 200
Benzo[g,h,i]perylene	230		800	478		ug/Kg	☼	32	10 - 200
Benzo[k]fluoranthene	220		800	568		ug/Kg	☼	43	10 - 200
Bis(2-chloroethoxy)methane	120	U	800	427		ug/Kg	☼	53	36 - 110
Bis(2-chloroethyl)ether	120	U	800	441		ug/Kg	☼	55	32 - 118
Bis(2-ethylhexyl) phthalate	60	U	800	572		ug/Kg	☼	71	10 - 200
Butyl benzyl phthalate	60	U	800	557		ug/Kg	☼	70	43 - 138
Caprolactam	400	U	800	469		ug/Kg	☼	59	50 - 130
Carbazole	91		800	476		ug/Kg	☼	48	10 - 162
Chrysene	490		800	649		ug/Kg	☼	20	10 - 200
Dibenz(a,h)anthracene	74		800	486		ug/Kg	☼	52	10 - 200
Dibenzofuran	110		800	591		ug/Kg	☼	60	10 - 200
Diethyl phthalate	60	U	800	513		ug/Kg	☼	64	48 - 118
Dimethyl phthalate	60	U	800	504		ug/Kg	☼	63	47 - 116
Di-n-butyl phthalate	60	U	800	544		ug/Kg	☼	68	31 - 145
Di-n-octyl phthalate	60	U	800	609		ug/Kg	☼	76	10 - 182
Fluoranthene	870		800	673	F	ug/Kg	☼	-24	10 - 200
Fluorene	38		800	505		ug/Kg	☼	58	10 - 187
Hexachlorobenzene	8.0	U	800	489		ug/Kg	☼	61	37 - 122
Hexachlorobutadiene	60	U	800	409		ug/Kg	☼	51	30 - 110
Hexachlorocyclopentadiene	400	U	800	400	U F	ug/Kg	☼	0	10 - 110
Hexachloroethane	60	U	800	370		ug/Kg	☼	46	13 - 110
Indeno[1,2,3-cd]pyrene	190		800	463		ug/Kg	☼	35	10 - 200
Isophorone	60	U	800	441		ug/Kg	☼	55	32 - 129
Naphthalene	180		800	572		ug/Kg	☼	49	10 - 200
Nitrobenzene	120	U	800	394		ug/Kg	☼	49	33 - 111
N-Nitrosodi-n-propylamine	60	U	800	449		ug/Kg	☼	56	30 - 121
N-Nitrosodiphenylamine	60	U	800	575		ug/Kg	☼	72	10 - 169
Pentachlorophenol	180	U	800	194		ug/Kg	☼	24	10 - 182
Phenol	60	U	800	456		ug/Kg	☼	57	10 - 144
Phenanthrene	780		800	888		ug/Kg	☼	13	10 - 200
Pyrene	640		800	645	F	ug/Kg	☼	0.04	10 - 200
3 & 4 Methylphenol	480	U	1600	896		ug/Kg	☼	56	27 - 116

Surrogate	*MS %Recovery*	*MS Qualifier*	*Limits*
2-Fluorobiphenyl (Surr)	*54*		*34 - 110*
2-Fluorophenol (Surr)	*50*		*26 - 110*
2,4,6-Tribromophenol (Surr)	*49*		*10 - 118*
Nitrobenzene-d5 (Surr)	*47*		*24 - 112*
Phenol-d5 (Surr)	*57*		*28 - 110*
Terphenyl-d14 (Surr)	*70*		*41 - 119*

Method: 8270C - Semivolatile Organic Compounds (GC/MS) (Continued)

Lab Sample ID: 240-6481-8 MSD
Matrix: Solid
Analysis Batch: 26416

Client Sample ID: S-017324-120211-TP-200
Prep Type: Total/NA
Prep Batch: 25631

Analyte	Sample Result	Sample Qualifier	Spike Added	MSD Result	MSD Qualifier	Unit	D	%Rec	%Rec. Limits	RPD	RPD Limit
1,1'-Biphenyl	50	J	798	609		ug/Kg	☼	70	50 - 130	23	30
2,2'-oxybis[1-chloropropane]	120	U	798	456		ug/Kg	☼	57	25 - 124	14	30
2,4,5-Trichlorophenol	180	U	798	443		ug/Kg	☼	56	32 - 112	2	30
2,4,6-Trichlorophenol	180	U	798	459		ug/Kg	☼	58	22 - 110	4	30
2,4-Dichlorophenol	180	U	798	479		ug/Kg	☼	60	33 - 110	5	30
2,4-Dimethylphenol	180	U	798	260		ug/Kg	☼	33	19 - 114	26	30
2,4-Dinitrophenol	400	U	798	390	U F	ug/Kg	☼	0	10 - 110	NC	30
2,4-Dinitrotoluene	240	U	798	577		ug/Kg	☼	72	42 - 118	11	30
2,6-Dinitrotoluene	240	U	798	622		ug/Kg	☼	78	28 - 137	11	30
2-Chloronaphthalene	60	U	798	472		ug/Kg	☼	59	40 - 110	5	30
2-Chlorophenol	60	U	798	467		ug/Kg	☼	59	32 - 110	4	30
2-Methylnaphthalene	340		798	2620	E F	ug/Kg	☼	286	10 - 200	110	30
2-Methylphenol	240	U	798	355		ug/Kg	☼	45	19 - 124	15	30
2-Nitroaniline	240	U	798	548		ug/Kg	☼	69	31 - 141	4	30
2-Nitrophenol	60	U	798	506		ug/Kg	☼	64	17 - 110	15	30
3,3'-Dichlorobenzidine	120	U *	798	120	U F	ug/Kg	☼	0	10 - 110	NC	30
3-Nitroaniline	240	U	798	206	J	ug/Kg	☼	26	24 - 110	27	30
4,6-Dinitro-2-methylphenol	180	U	798	180	U F	ug/Kg	☼	0	10 - 110	NC	30
4-Bromophenyl phenyl ether	60	U	798	500		ug/Kg	☼	63	44 - 120	2	30
4-Chloro-3-methylphenol	180	U	798	546		ug/Kg	☼	69	32 - 117	4	30
4-Chloroaniline	180	U	798	92.5	J F	ug/Kg	☼	12	11 - 110	74	30
4-Chlorophenyl phenyl ether	60	U	798	491		ug/Kg	☼	62	47 - 116	1	30
4-Nitroaniline	240	U	798	281		ug/Kg	☼	35	23 - 124	13	30
4-Nitrophenol	400	U	798	390	U F	ug/Kg	☼	0	10 - 125	NC	30
Acenaphthene	29		798	526		ug/Kg	☼	62	10 - 200	9	30
Acenaphthylene	25		798	481		ug/Kg	☼	57	10 - 200	4	30
Acetophenone	43	J	798	772	F	ug/Kg	☼	91	50 - 130	43	30
Anthracene	75		798	532		ug/Kg	☼	57	10 - 200	1	30
Atrazine	240	U	798	605		ug/Kg	☼	76	50 - 130	11	30
Benzaldehyde	120	U	798	611	F	ug/Kg	☼	77	10 - 130	37	30
Benzo[a]anthracene	410		798	736		ug/Kg	☼	41	10 - 200	13	30
Benzo[a]pyrene	320		798	593		ug/Kg	☼	34	10 - 200	16	30
Benzo[b]fluoranthene	500		798	698		ug/Kg	☼	25	10 - 200	23	30
Benzo[g,h,i]perylene	230		798	637		ug/Kg	☼	52	10 - 200	29	30
Benzo[k]fluoranthene	220		798	440		ug/Kg	☼	27	10 - 200	25	30
Bis(2-chloroethoxy)methane	120	U	798	495		ug/Kg	☼	62	36 - 110	15	30
Bis(2-chloroethyl)ether	120	U	798	525		ug/Kg	☼	66	32 - 118	17	30
Bis(2-ethylhexyl) phthalate	60	U	798	568		ug/Kg	☼	71	10 - 200	1	30
Butyl benzyl phthalate	60	U	798	545		ug/Kg	☼	68	43 - 138	2	30
Caprolactam	400	U	798	491		ug/Kg	☼	62	50 - 130	4	30
Carbazole	91		798	496		ug/Kg	☼	51	10 - 162	4	30
Chrysene	490		798	731		ug/Kg	☼	30	10 - 200	12	30
Dibenz(a,h)anthracene	74		798	477		ug/Kg	☼	50	10 - 200	2	30
Dibenzofuran	110		798	885	F	ug/Kg	☼	97	10 - 200	40	30
Diethyl phthalate	60	U	798	517		ug/Kg	☼	65	48 - 118	1	30
Dimethyl phthalate	60	U	798	533		ug/Kg	☼	67	47 - 116	6	30
Di-n-butyl phthalate	60	U	798	550		ug/Kg	☼	69	31 - 145	1	30
Di-n-octyl phthalate	60	U	798	606		ug/Kg	☼	76	10 - 182	0	30
Fluoranthene	870		798	757	F	ug/Kg	☼	-14	10 - 200	12	30

Method: 8270C - Semivolatile Organic Compounds (GC/MS) (Continued)

Lab Sample ID: 240-6481-8 MSD
Matrix: Solid
Analysis Batch: 26416

Client Sample ID: S-017324-120211-TP-200
Prep Type: Total/NA
Prep Batch: 25631

Analyte	Sample Result	Sample Qualifier	Spike Added	MSD Result	MSD Qualifier	Unit	D	%Rec	%Rec. Limits	RPD	RPD Limit
Fluorene	38		798	547		ug/Kg	☼	64	10 - 187	8	30
Hexachlorobenzene	8.0	U	798	477		ug/Kg	☼	60	37 - 122	3	30
Hexachlorobutadiene	60	U	798	473		ug/Kg	☼	59	30 - 110	15	30
Hexachlorocyclopentadiene	400	U	798	390	U F	ug/Kg	☼	0	10 - 110	NC	30
Hexachloroethane	60	U	798	508	F	ug/Kg	☼	64	13 - 110	31	30
Indeno[1,2,3-cd]pyrene	190		798	482		ug/Kg	☼	37	10 - 200	4	30
Isophorone	60	U	798	492		ug/Kg	☼	62	32 - 129	11	30
Naphthalene	180		798	1830	F	ug/Kg	☼	206	10 - 200	105	30
Nitrobenzene	120	U	798	451		ug/Kg	☼	57	33 - 111	14	30
N-Nitrosodi-n-propylamine	60	U	798	536		ug/Kg	☼	67	30 - 121	18	30
N-Nitrosodiphenylamine	60	U	798	569		ug/Kg	☼	71	10 - 169	1	30
Pentachlorophenol	180	U	798	179	J	ug/Kg	☼	22	10 - 182	8	30
Phenol	60	U	798	473		ug/Kg	☼	59	10 - 144	4	30
Phenanthrene	780		798	1640	F	ug/Kg	☼	108	10 - 200	60	30
Pyrene	640		798	806		ug/Kg	☼	20	10 - 200	22	30
3 & 4 Methylphenol	480	U	1600	853		ug/Kg	☼	54	27 - 116	5	30

Surrogate	*MSD %Recovery*	*MSD Qualifier*	*Limits*
2-Fluorobiphenyl (Surr)	*56*		*34 - 110*
2-Fluorophenol (Surr)	*54*		*26 - 110*
2,4,6-Tribromophenol (Surr)	*51*		*10 - 118*
Nitrobenzene-d5 (Surr)	*55*		*24 - 112*
Phenol-d5 (Surr)	*60*		*28 - 110*
Terphenyl-d14 (Surr)	*71*		*41 - 119*

Lab Sample ID: MB 240-25847/24-A
Matrix: Solid
Analysis Batch: 26807

Client Sample ID: Method Blank
Prep Type: Total/NA
Prep Batch: 25847

Analyte	MB Result	MB Qualifier	RL	MDL	Unit	D	Prepared	Analyzed	Dil Fac
1,1'-Biphenyl	50	U	50	27	ug/Kg		12/07/11 10:46	12/14/11 11:20	1
2,2'-oxybis[1-chloropropane]	100	U	100	9.5	ug/Kg		12/07/11 10:46	12/14/11 11:20	1
2,4,5-Trichlorophenol	150	U	150	25	ug/Kg		12/07/11 10:46	12/14/11 11:20	1
2,4,6-Trichlorophenol	150	U	150	80	ug/Kg		12/07/11 10:46	12/14/11 11:20	1
2,4-Dichlorophenol	150	U	150	20	ug/Kg		12/07/11 10:46	12/14/11 11:20	1
2,4-Dimethylphenol	150	U	150	20	ug/Kg		12/07/11 10:46	12/14/11 11:20	1
2,4-Dinitrophenol	330	U	330	80	ug/Kg		12/07/11 10:46	12/14/11 11:20	1
2,4-Dinitrotoluene	200	U	200	27	ug/Kg		12/07/11 10:46	12/14/11 11:20	1
2,6-Dinitrotoluene	200	U	200	21	ug/Kg		12/07/11 10:46	12/14/11 11:20	1
2-Chloronaphthalene	50	U	50	3.3	ug/Kg		12/07/11 10:46	12/14/11 11:20	1
2-Chlorophenol	50	U	50	27	ug/Kg		12/07/11 10:46	12/14/11 11:20	1
2-Methylnaphthalene	6.7	U	6.7	3.3	ug/Kg		12/07/11 10:46	12/14/11 11:20	1
2-Methylphenol	200	U	200	80	ug/Kg		12/07/11 10:46	12/14/11 11:20	1
2-Nitroaniline	200	U	200	9.1	ug/Kg		12/07/11 10:46	12/14/11 11:20	1
2-Nitrophenol	50	U	50	27	ug/Kg		12/07/11 10:46	12/14/11 11:20	1
3,3'-Dichlorobenzidine	100	U	100	18	ug/Kg		12/07/11 10:46	12/14/11 11:20	1
3-Nitroaniline	200	U	200	16	ug/Kg		12/07/11 10:46	12/14/11 11:20	1
4,6-Dinitro-2-methylphenol	150	U	150	80	ug/Kg		12/07/11 10:46	12/14/11 11:20	1
4-Bromophenyl phenyl ether	50	U	50	13	ug/Kg		12/07/11 10:46	12/14/11 11:20	1

Method: 8270C - Semivolatile Organic Compounds (GC/MS) (Continued)

Lab Sample ID: MB 240-25847/24-A
Matrix: Solid
Analysis Batch: 26807

Client Sample ID: Method Blank
Prep Type: Total/NA
Prep Batch: 25847

Analyte	MB Result	MB Qualifier	RL	MDL	Unit	D	Prepared	Analyzed	Dil Fac
4-Chloro-3-methylphenol	150	U	150	21	ug/Kg		12/07/11 10:46	12/14/11 11:20	1
4-Chloroaniline	150	U	150	17	ug/Kg		12/07/11 10:46	12/14/11 11:20	1
4-Chlorophenyl phenyl ether	50	U	50	13	ug/Kg		12/07/11 10:46	12/14/11 11:20	1
4-Nitroaniline	200	U	200	26	ug/Kg		12/07/11 10:46	12/14/11 11:20	1
4-Nitrophenol	330	U	330	80	ug/Kg		12/07/11 10:46	12/14/11 11:20	1
Acenaphthene	6.7	U	6.7	3.3	ug/Kg		12/07/11 10:46	12/14/11 11:20	1
Acenaphthylene	6.7	U	6.7	3.3	ug/Kg		12/07/11 10:46	12/14/11 11:20	1
Acetophenone	100	U	100	9.2	ug/Kg		12/07/11 10:46	12/14/11 11:20	1
Anthracene	6.7	U	6.7	3.3	ug/Kg		12/07/11 10:46	12/14/11 11:20	1
Atrazine	200	U	200	9.1	ug/Kg		12/07/11 10:46	12/14/11 11:20	1
Benzaldehyde	100	U	100	12	ug/Kg		12/07/11 10:46	12/14/11 11:20	1
Benzo[a]anthracene	6.7	U	6.7	3.3	ug/Kg		12/07/11 10:46	12/14/11 11:20	1
Benzo[a]pyrene	6.7	U	6.7	3.3	ug/Kg		12/07/11 10:46	12/14/11 11:20	1
Benzo[b]fluoranthene	6.7	U	6.7	3.3	ug/Kg		12/07/11 10:46	12/14/11 11:20	1
Benzo[g,h,i]perylene	6.7	U	6.7	3.3	ug/Kg		12/07/11 10:46	12/14/11 11:20	1
Benzo[k]fluoranthene	6.7	U	6.7	3.3	ug/Kg		12/07/11 10:46	12/14/11 11:20	1
Bis(2-chloroethoxy)methane	100	U	100	22	ug/Kg		12/07/11 10:46	12/14/11 11:20	1
Bis(2-chloroethyl)ether	100	U	100	2.0	ug/Kg		12/07/11 10:46	12/14/11 11:20	1
Bis(2-ethylhexyl) phthalate	50	U	50	19	ug/Kg		12/07/11 10:46	12/14/11 11:20	1
Butyl benzyl phthalate	50	U	50	10	ug/Kg		12/07/11 10:46	12/14/11 11:20	1
Caprolactam	330	U	330	37	ug/Kg		12/07/11 10:46	12/14/11 11:20	1
Carbazole	50	U	50	27	ug/Kg		12/07/11 10:46	12/14/11 11:20	1
Chrysene	6.7	U	6.7	1.1	ug/Kg		12/07/11 10:46	12/14/11 11:20	1
Dibenz(a,h)anthracene	6.7	U	6.7	3.3	ug/Kg		12/07/11 10:46	12/14/11 11:20	1
Dibenzofuran	50	U	50	3.3	ug/Kg		12/07/11 10:46	12/14/11 11:20	1
Diethyl phthalate	50	U	50	16	ug/Kg		12/07/11 10:46	12/14/11 11:20	1
Dimethyl phthalate	50	U	50	17	ug/Kg		12/07/11 10:46	12/14/11 11:20	1
Di-n-butyl phthalate	50	U	50	15	ug/Kg		12/07/11 10:46	12/14/11 11:20	1
Di-n-octyl phthalate	50	U	50	27	ug/Kg		12/07/11 10:46	12/14/11 11:20	1
Fluoranthene	6.7	U	6.7	3.3	ug/Kg		12/07/11 10:46	12/14/11 11:20	1
Fluorene	6.7	U	6.7	3.3	ug/Kg		12/07/11 10:46	12/14/11 11:20	1
Hexachlorobenzene	6.7	U	6.7	2.1	ug/Kg		12/07/11 10:46	12/14/11 11:20	1
Hexachlorobutadiene	50	U	50	27	ug/Kg		12/07/11 10:46	12/14/11 11:20	1
Hexachlorocyclopentadiene	330	U	330	27	ug/Kg		12/07/11 10:46	12/14/11 11:20	1
Hexachloroethane	50	U	50	9.0	ug/Kg		12/07/11 10:46	12/14/11 11:20	1
Indeno[1,2,3-cd]pyrene	6.7	U	6.7	3.3	ug/Kg		12/07/11 10:46	12/14/11 11:20	1
Isophorone	50	U	50	13	ug/Kg		12/07/11 10:46	12/14/11 11:20	1
Naphthalene	6.7	U	6.7	3.3	ug/Kg		12/07/11 10:46	12/14/11 11:20	1
Nitrobenzene	100	U	100	2.2	ug/Kg		12/07/11 10:46	12/14/11 11:20	1
N-Nitrosodi-n-propylamine	50	U	50	27	ug/Kg		12/07/11 10:46	12/14/11 11:20	1
N-Nitrosodiphenylamine	50	U	50	21	ug/Kg		12/07/11 10:46	12/14/11 11:20	1
Pentachlorophenol	150	U	150	80	ug/Kg		12/07/11 10:46	12/14/11 11:20	1
Phenol	50	U	50	27	ug/Kg		12/07/11 10:46	12/14/11 11:20	1
Phenanthrene	6.7	U	6.7	3.3	ug/Kg		12/07/11 10:46	12/14/11 11:20	1
Pyrene	6.7	U	6.7	3.3	ug/Kg		12/07/11 10:46	12/14/11 11:20	1
3 & 4 Methylphenol	400	U	400	20	ug/Kg		12/07/11 10:46	12/14/11 11:20	1

Surrogate	*MB %Recovery*	*MB Qualifier*	*Limits*	*Prepared*	*Analyzed*	*Dil Fac*
2-Fluorobiphenyl (Surr)	*58*		*34 - 110*	*12/07/11 10:46*	*12/14/11 11:20*	*1*

Method: 8270C - Semivolatile Organic Compounds (GC/MS) (Continued)

Lab Sample ID: MB 240-25847/24-A
Matrix: Solid
Analysis Batch: 26807

Client Sample ID: Method Blank
Prep Type: Total/NA
Prep Batch: 25847

Surrogate	MB %Recovery	MB Qualifier	Limits	Prepared	Analyzed	Dil Fac
2-Fluorophenol (Surr)	67		26 - 110	12/07/11 10:46	12/14/11 11:20	1
2,4,6-Tribromophenol (Surr)	41		10 - 118	12/07/11 10:46	12/14/11 11:20	1
Nitrobenzene-d5 (Surr)	61		24 - 112	12/07/11 10:46	12/14/11 11:20	1
Phenol-d5 (Surr)	67		28 - 110	12/07/11 10:46	12/14/11 11:20	1
Terphenyl-d14 (Surr)	71		41 - 119	12/07/11 10:46	12/14/11 11:20	1

Lab Sample ID: LCS 240-25847/23-A
Matrix: Solid
Analysis Batch: 26807

Client Sample ID: Lab Control Sample
Prep Type: Total/NA
Prep Batch: 25847

Analyte	Spike Added	LCS Result	LCS Qualifier	Unit	D	%Rec	%Rec. Limits
1,1'-Biphenyl	667	401		ug/Kg		60	50 - 130
2,2'-oxybis[1-chloropropane]	667	379		ug/Kg		57	36 - 116
2,4,5-Trichlorophenol	667	403		ug/Kg		60	42 - 110
2,4,6-Trichlorophenol	667	403		ug/Kg		60	37 - 110
2,4-Dichlorophenol	667	442		ug/Kg		66	40 - 110
2,4-Dimethylphenol	667	341		ug/Kg		51	28 - 110
2,4-Dinitrophenol	667	146	J	ug/Kg		22	10 - 110
2,4-Dinitrotoluene	667	436		ug/Kg		65	55 - 116
2,6-Dinitrotoluene	667	465		ug/Kg		70	54 - 115
2-Chloronaphthalene	667	403		ug/Kg		60	46 - 110
2-Chlorophenol	667	441		ug/Kg		66	39 - 110
2-Methylnaphthalene	667	422		ug/Kg		63	46 - 110
2-Methylphenol	667	437		ug/Kg		65	36 - 110
2-Nitroaniline	667	375		ug/Kg		56	47 - 124
2-Nitrophenol	667	424		ug/Kg		64	35 - 110
3,3'-Dichlorobenzidine	667	273		ug/Kg		41	31 - 110
3-Nitroaniline	667	369		ug/Kg		55	44 - 110
4,6-Dinitro-2-methylphenol	667	179		ug/Kg		27	21 - 110
4-Bromophenyl phenyl ether	667	405		ug/Kg		61	53 - 112
4-Chloro-3-methylphenol	667	434		ug/Kg		65	42 - 110
4-Chloroaniline	667	280		ug/Kg		42	25 - 110
4-Chlorophenyl phenyl ether	667	426		ug/Kg		64	53 - 110
4-Nitroaniline	667	399		ug/Kg		60	50 - 110
4-Nitrophenol	667	419		ug/Kg		63	24 - 117
Acenaphthene	667	395		ug/Kg		59	46 - 110
Acenaphthylene	667	407		ug/Kg		61	47 - 110
Acetophenone	667	428		ug/Kg		64	50 - 130
Anthracene	667	410		ug/Kg		61	56 - 111
Atrazine	667	495		ug/Kg		74	50 - 130
Benzaldehyde	667	423		ug/Kg		63	10 - 130
Benzo[a]anthracene	667	436		ug/Kg		65	58 - 111
Benzo[a]pyrene	667	401		ug/Kg		60	44 - 115
Benzo[b]fluoranthene	667	515		ug/Kg		77	43 - 124
Benzo[g,h,i]perylene	667	459		ug/Kg		69	44 - 120
Benzo[k]fluoranthene	667	349		ug/Kg		52	38 - 122
Bis(2-chloroethoxy)methane	667	423		ug/Kg		63	42 - 110
Bis(2-chloroethyl)ether	667	421		ug/Kg		63	41 - 110
Bis(2-ethylhexyl) phthalate	667	433		ug/Kg		65	56 - 123

Method: 8270C - Semivolatile Organic Compounds (GC/MS) (Continued)

Lab Sample ID: LCS 240-25847/23-A
Matrix: Solid
Analysis Batch: 26807

Client Sample ID: Lab Control Sample
Prep Type: Total/NA
Prep Batch: 25847

Analyte	Spike Added	LCS Result	LCS Qualifier	Unit	D	%Rec	%Rec. Limits
Butyl benzyl phthalate	667	431		ug/Kg		65	57 - 121
Caprolactam	667	389		ug/Kg		58	50 - 130
Carbazole	667	416		ug/Kg		62	56 - 115
Chrysene	667	451		ug/Kg		68	56 - 111
Dibenz(a,h)anthracene	667	419		ug/Kg		63	45 - 122
Dibenzofuran	667	404		ug/Kg		61	50 - 110
Diethyl phthalate	667	435		ug/Kg		65	55 - 114
Dimethyl phthalate	667	428		ug/Kg		64	54 - 112
Di-n-butyl phthalate	667	452		ug/Kg		68	57 - 119
Di-n-octyl phthalate	667	370		ug/Kg		55	45 - 123
Fluoranthene	667	443		ug/Kg		66	55 - 118
Fluorene	667	415		ug/Kg		62	51 - 110
Hexachlorobenzene	667	407		ug/Kg		61	51 - 110
Hexachlorobutadiene	667	429		ug/Kg		64	39 - 110
Hexachlorocyclopentadiene	667	386		ug/Kg		58	10 - 110
Hexachloroethane	667	408		ug/Kg		61	38 - 110
Indeno[1,2,3-cd]pyrene	667	433		ug/Kg		65	45 - 121
Isophorone	667	404		ug/Kg		61	46 - 117
Naphthalene	667	431		ug/Kg		65	42 - 110
Nitrobenzene	667	407		ug/Kg		61	40 - 110
N-Nitrosodi-n-propylamine	667	410		ug/Kg		61	40 - 114
N-Nitrosodiphenylamine	667	383		ug/Kg		57	54 - 112
Pentachlorophenol	667	268		ug/Kg		40	10 - 110
Phenol	667	446		ug/Kg		67	39 - 110
Phenanthrene	667	426		ug/Kg		64	54 - 110
Pyrene	667	423		ug/Kg		63	58 - 113
3 & 4 Methylphenol	1330	887		ug/Kg		67	40 - 110

Surrogate	*LCS %Recovery*	*LCS Qualifier*	*Limits*
2-Fluorobiphenyl (Surr)	*57*		*34 - 110*
2-Fluorophenol (Surr)	*66*		*26 - 110*
2,4,6-Tribromophenol (Surr)	*51*		*10 - 118*
Nitrobenzene-d5 (Surr)	*64*		*24 - 112*
Phenol-d5 (Surr)	*67*		*28 - 110*
Terphenyl-d14 (Surr)	*70*		*41 - 119*

Lab Sample ID: 240-6481-7 MS
Matrix: Solid
Analysis Batch: 26944

Client Sample ID: S-017324-120211-TP-199
Prep Type: Total/NA
Prep Batch: 25847

Analyte	Sample Result	Sample Qualifier	Spike Added	MS Result	MS Qualifier	Unit	D	%Rec	%Rec. Limits
1,1'-Biphenyl	57	U	774	457		ug/Kg	☼	59	50 - 130
2,2'-oxybis[1-chloropropane]	110	U	774	375		ug/Kg	☼	49	25 - 124
2,4,5-Trichlorophenol	170	U	774	414		ug/Kg	☼	54	32 - 112
2,4,6-Trichlorophenol	170	U	774	293		ug/Kg	☼	38	22 - 110
2,4-Dichlorophenol	170	U	774	450		ug/Kg	☼	58	33 - 110
2,4-Dimethylphenol	170	U	774	406		ug/Kg	☼	52	19 - 114
2,4-Dinitrophenol	380	U	774	380	U F	ug/Kg	☼	0	10 - 110
2,4-Dinitrotoluene	230	U	774	525		ug/Kg	☼	68	42 - 118

Method: 8270C - Semivolatile Organic Compounds (GC/MS) (Continued)

Lab Sample ID: 240-6481-7 MS
Matrix: Solid
Analysis Batch: 26944

Client Sample ID: S-017324-120211-TP-199
Prep Type: Total/NA
Prep Batch: 25847

Analyte	Sample Result	Sample Qualifier	Spike Added	MS Result	MS Qualifier	Unit	D	%Rec	%Rec. Limits
2,6-Dinitrotoluene	230	U	774	553		ug/Kg	☼	72	28 - 137
2-Chloronaphthalene	57	U	774	467		ug/Kg	☼	60	40 - 110
2-Chlorophenol	57	U	774	471		ug/Kg	☼	61	32 - 110
2-Methylnaphthalene	7.7	U	774	471		ug/Kg	☼	61	10 - 200
2-Methylphenol	230	U	774	488		ug/Kg	☼	63	19 - 124
2-Nitroaniline	230	U	774	457		ug/Kg	☼	59	31 - 141
2-Nitrophenol	57	U	774	403		ug/Kg	☼	52	17 - 110
3,3'-Dichlorobenzidine	110	U	774	253		ug/Kg	☼	33	10 - 110
3-Nitroaniline	230	U	774	484		ug/Kg	☼	63	24 - 110
4,6-Dinitro-2-methylphenol	170	U	774	170	U F	ug/Kg	☼	0	10 - 110
4-Bromophenyl phenyl ether	57	U	774	534		ug/Kg	☼	69	44 - 120
4-Chloro-3-methylphenol	170	U	774	470		ug/Kg	☼	61	32 - 117
4-Chloroaniline	170	U	774	365		ug/Kg	☼	47	11 - 110
4-Chlorophenyl phenyl ether	57	U	774	516		ug/Kg	☼	67	47 - 116
4-Nitroaniline	230	U	774	505		ug/Kg	☼	65	23 - 124
4-Nitrophenol	380	U	774	170	J	ug/Kg	☼	22	10 - 125
Acenaphthene	7.7	U	774	463		ug/Kg	☼	60	10 - 200
Acenaphthylene	7.7	U	774	475		ug/Kg	☼	61	10 - 200
Acetophenone	110	U	774	472		ug/Kg	☼	61	50 - 130
Anthracene	7.7	U	774	537		ug/Kg	☼	69	10 - 200
Atrazine	230	U	774	666		ug/Kg	☼	86	50 - 130
Benzaldehyde	110	U	774	440		ug/Kg	☼	57	10 - 130
Benzo[a]anthracene	7.7	U	774	517		ug/Kg	☼	67	10 - 200
Benzo[a]pyrene	7.7	U	774	505		ug/Kg	☼	65	10 - 200
Benzo[b]fluoranthene	7.7	U	774	558		ug/Kg	☼	72	10 - 200
Benzo[g,h,i]perylene	7.7	U	774	571		ug/Kg	☼	74	10 - 200
Benzo[k]fluoranthene	7.7	U	774	488		ug/Kg	☼	63	10 - 200
Bis(2-chloroethoxy)methane	110	U	774	447		ug/Kg	☼	58	36 - 110
Bis(2-chloroethyl)ether	110	U	774	455		ug/Kg	☼	59	32 - 118
Bis(2-ethylhexyl) phthalate	57	U	774	563		ug/Kg	☼	73	10 - 200
Butyl benzyl phthalate	57	U	774	540		ug/Kg	☼	70	43 - 138
Caprolactam	380	U	774	391		ug/Kg	☼	51	50 - 130
Carbazole	57	U	774	540		ug/Kg	☼	70	10 - 162
Chrysene	7.7	U	774	542		ug/Kg	☼	70	10 - 200
Dibenz(a,h)anthracene	7.7	U	774	534		ug/Kg	☼	69	10 - 200
Dibenzofuran	57	U	774	493		ug/Kg	☼	64	10 - 200
Diethyl phthalate	57	U	774	525		ug/Kg	☼	68	48 - 118
Dimethyl phthalate	57	U	774	509		ug/Kg	☼	66	47 - 116
Di-n-butyl phthalate	57	U	774	604		ug/Kg	☼	78	31 - 145
Di-n-octyl phthalate	57	U	774	497		ug/Kg	☼	64	10 - 182
Fluoranthene	7.7	U	774	581		ug/Kg	☼	75	10 - 200
Fluorene	7.7	U	774	502		ug/Kg	☼	65	10 - 187
Hexachlorobenzene	7.7	U	774	539		ug/Kg	☼	70	37 - 122
Hexachlorobutadiene	57	U	774	490		ug/Kg	☼	63	30 - 110
Hexachlorocyclopentadiene	380	U	774	140	J	ug/Kg	☼	18	10 - 110
Hexachloroethane	57	U	774	414		ug/Kg	☼	54	13 - 110
Indeno[1,2,3-cd]pyrene	7.7	U	774	556		ug/Kg	☼	72	10 - 200
Isophorone	57	U	774	427		ug/Kg	☼	55	32 - 129
Naphthalene	7.7	U	774	469		ug/Kg	☼	61	10 - 200
Nitrobenzene	110	U	774	425		ug/Kg	☼	55	33 - 111

Method: 8270C - Semivolatile Organic Compounds (GC/MS) (Continued)

Lab Sample ID: 240-6481-7 MS
Matrix: Solid
Analysis Batch: 26944

Client Sample ID: S-017324-120211-TP-199
Prep Type: Total/NA
Prep Batch: 25847

Analyte	Sample Result	Sample Qualifier	Spike Added	MS Result	MS Qualifier	Unit	D	%Rec	%Rec. Limits
N-Nitrosodi-n-propylamine	57	U	774	421		ug/Kg	☼	54	30 - 121
N-Nitrosodiphenylamine	57	U	774	496		ug/Kg	☼	64	10 - 169
Pentachlorophenol	170	U	774	182		ug/Kg	☼	24	10 - 182
Phenol	57	U	774	480		ug/Kg	☼	62	10 - 144
Phenanthrene	7.7	U	774	543		ug/Kg	☼	70	10 - 200
Pyrene	7.7	U	774	512		ug/Kg	☼	66	10 - 200
3 & 4 Methylphenol	460	U	1550	975		ug/Kg	☼	63	27 - 116

Surrogate	*MS %Recovery*	*MS Qualifier*	*Limits*
2-Fluorobiphenyl (Surr)	*60*		*34 - 110*
2-Fluorophenol (Surr)	*65*		*26 - 110*
2,4,6-Tribromophenol (Surr)	*43*		*10 - 118*
Nitrobenzene-d5 (Surr)	*59*		*24 - 112*
Phenol-d5 (Surr)	*63*		*28 - 110*
Terphenyl-d14 (Surr)	*76*		*41 - 119*

Lab Sample ID: 240-6481-7 MSD
Matrix: Solid
Analysis Batch: 26944

Client Sample ID: S-017324-120211-TP-199
Prep Type: Total/NA
Prep Batch: 25847

Analyte	Sample Result	Sample Qualifier	Spike Added	MSD Result	MSD Qualifier	Unit	D	%Rec	%Rec. Limits	RPD	RPD Limit
1,1'-Biphenyl	57	U	768	448		ug/Kg	☼	58	50 - 130	2	30
2,2'-oxybis[1-chloropropane]	110	U	768	354		ug/Kg	☼	46	25 - 124	6	30
2,4,5-Trichlorophenol	170	U	768	363		ug/Kg	☼	47	32 - 112	13	30
2,4,6-Trichlorophenol	170	U	768	267		ug/Kg	☼	35	22 - 110	10	30
2,4-Dichlorophenol	170	U	768	422		ug/Kg	☼	55	33 - 110	6	30
2,4-Dimethylphenol	170	U	768	405		ug/Kg	☼	53	19 - 114	0	30
2,4-Dinitrophenol	380	U	768	380	U F	ug/Kg	☼	0	10 - 110	NC	30
2,4-Dinitrotoluene	230	U	768	498		ug/Kg	☼	65	42 - 118	5	30
2,6-Dinitrotoluene	230	U	768	534		ug/Kg	☼	70	28 - 137	4	30
2-Chloronaphthalene	57	U	768	449		ug/Kg	☼	59	40 - 110	4	30
2-Chlorophenol	57	U	768	456		ug/Kg	☼	59	32 - 110	3	30
2-Methylnaphthalene	7.7	U	768	443		ug/Kg	☼	58	10 - 200	6	30
2-Methylphenol	230	U	768	461		ug/Kg	☼	60	19 - 124	6	30
2-Nitroaniline	230	U	768	432		ug/Kg	☼	56	31 - 141	6	30
2-Nitrophenol	57	U	768	349		ug/Kg	☼	45	17 - 110	15	30
3,3'-Dichlorobenzidine	110	U	768	333		ug/Kg	☼	43	10 - 110	27	30
3-Nitroaniline	230	U	768	485		ug/Kg	☼	63	24 - 110	0	30
4,6-Dinitro-2-methylphenol	170	U	768	170	U F	ug/Kg	☼	0	10 - 110	NC	30
4-Bromophenyl phenyl ether	57	U	768	519		ug/Kg	☼	68	44 - 120	3	30
4-Chloro-3-methylphenol	170	U	768	439		ug/Kg	☼	57	32 - 117	7	30
4-Chloroaniline	170	U	768	385		ug/Kg	☼	50	11 - 110	5	30
4-Chlorophenyl phenyl ether	57	U	768	502		ug/Kg	☼	65	47 - 116	3	30
4-Nitroaniline	230	U	768	485		ug/Kg	☼	63	23 - 124	4	30
4-Nitrophenol	380	U	768	380	U F	ug/Kg	☼	0	10 - 125	NC	30
Acenaphthene	7.7	U	768	449		ug/Kg	☼	58	10 - 200	3	30
Acenaphthylene	7.7	U	768	469		ug/Kg	☼	61	10 - 200	1	30
Acetophenone	110	U	768	449		ug/Kg	☼	59	50 - 130	5	30
Anthracene	7.7	U	768	515		ug/Kg	☼	67	10 - 200	4	30

Client: Conestoga-Rovers & Associates, Inc.
Project/Site: 17324-T07, RACER Former MTM

TestAmerica Job ID: 240-6481-1

Method: 8270C - Semivolatile Organic Compounds (GC/MS) (Continued)

Lab Sample ID: 240-6481-7 MSD
Matrix: Solid
Analysis Batch: 26944

Client Sample ID: S-017324-120211-TP-199
Prep Type: Total/NA
Prep Batch: 25847

Analyte	Sample Result	Sample Qualifier	Spike Added	MSD Result	MSD Qualifier	Unit	D	%Rec	%Rec. Limits	RPD	RPD Limit
Atrazine	230	U	768	638		ug/Kg	☼	83	50 - 130	4	30
Benzaldehyde	110	U	768	418		ug/Kg	☼	54	10 - 130	5	30
Benzo[a]anthracene	7.7	U	768	519		ug/Kg	☼	68	10 - 200	0	30
Benzo[a]pyrene	7.7	U	768	495		ug/Kg	☼	64	10 - 200	2	30
Benzo[b]fluoranthene	7.7	U	768	507		ug/Kg	☼	66	10 - 200	10	30
Benzo[g,h,i]perylene	7.7	U	768	548		ug/Kg	☼	71	10 - 200	4	30
Benzo[k]fluoranthene	7.7	U	768	498		ug/Kg	☼	65	10 - 200	2	30
Bis(2-chloroethoxy)methane	110	U	768	430		ug/Kg	☼	56	36 - 110	4	30
Bis(2-chloroethyl)ether	110	U	768	431		ug/Kg	☼	56	32 - 118	5	30
Bis(2-ethylhexyl) phthalate	57	U	768	567		ug/Kg	☼	74	10 - 200	1	30
Butyl benzyl phthalate	57	U	768	550		ug/Kg	☼	72	43 - 138	2	30
Caprolactam	380	U	768	320	J F	ug/Kg	☼	42	50 - 130	20	30
Carbazole	57	U	768	524		ug/Kg	☼	68	10 - 162	3	30
Chrysene	7.7	U	768	556		ug/Kg	☼	72	10 - 200	3	30
Dibenz(a,h)anthracene	7.7	U	768	525		ug/Kg	☼	68	10 - 200	2	30
Dibenzofuran	57	U	768	474		ug/Kg	☼	62	10 - 200	4	30
Diethyl phthalate	57	U	768	505		ug/Kg	☼	66	48 - 118	4	30
Dimethyl phthalate	57	U	768	495		ug/Kg	☼	64	47 - 116	3	30
Di-n-butyl phthalate	57	U	768	582		ug/Kg	☼	76	31 - 145	4	30
Di-n-octyl phthalate	57	U	768	489		ug/Kg	☼	64	10 - 182	2	30
Fluoranthene	7.7	U	768	558		ug/Kg	☼	73	10 - 200	4	30
Fluorene	7.7	U	768	487		ug/Kg	☼	63	10 - 187	3	30
Hexachlorobenzene	7.7	U	768	510		ug/Kg	☼	66	37 - 122	5	30
Hexachlorobutadiene	57	U	768	454		ug/Kg	☼	59	30 - 110	8	30
Hexachlorocyclopentadiene	380	U	768	102	J F	ug/Kg	☼	13	10 - 110	31	30
Hexachloroethane	57	U	768	394		ug/Kg	☼	51	13 - 110	5	30
Indeno[1,2,3-cd]pyrene	7.7	U	768	535		ug/Kg	☼	70	10 - 200	4	30
Isophorone	57	U	768	409		ug/Kg	☼	53	32 - 129	4	30
Naphthalene	7.7	U	768	438		ug/Kg	☼	57	10 - 200	7	30
Nitrobenzene	110	U	768	404		ug/Kg	☼	53	33 - 111	5	30
N-Nitrosodi-n-propylamine	57	U	768	407		ug/Kg	☼	53	30 - 121	3	30
N-Nitrosodiphenylamine	57	U	768	482		ug/Kg	☼	63	10 - 169	3	30
Pentachlorophenol	170	U	768	170	U F	ug/Kg	☼	0	10 - 182	NC	30
Phenol	57	U	768	453		ug/Kg	☼	59	10 - 144	6	30
Phenanthrene	7.7	U	768	526		ug/Kg	☼	69	10 - 200	3	30
Pyrene	7.7	U	768	523		ug/Kg	☼	68	10 - 200	2	30
3 & 4 Methylphenol	460	U	1540	922		ug/Kg	☼	60	27 - 116	6	30

Surrogate	*MSD %Recovery*	*MSD Qualifier*	*Limits*
2-Fluorobiphenyl (Surr)	*57*		*34 - 110*
2-Fluorophenol (Surr)	*60*		*26 - 110*
2,4,6-Tribromophenol (Surr)	*38*		*10 - 118*
Nitrobenzene-d5 (Surr)	*54*		*24 - 112*
Phenol-d5 (Surr)	*60*		*28 - 110*
Terphenyl-d14 (Surr)	*78*		*41 - 119*

Method: 8082 - Polychlorinated Biphenyls (PCBs) by Gas Chromatography

Lab Sample ID: MB 240-26000/16-A
Matrix: Solid
Analysis Batch: 26482

Client Sample ID: Method Blank
Prep Type: Total/NA
Prep Batch: 26000

Analyte	MB Result	MB Qualifier	RL	MDL	Unit	D	Prepared	Analyzed	Dil Fac
Aroclor-1016	33	U	33	21	ug/Kg		12/08/11 08:24	12/13/11 06:31	1
Aroclor-1221	33	U	33	16	ug/Kg		12/08/11 08:24	12/13/11 06:31	1
Aroclor-1232	33	U	33	14	ug/Kg		12/08/11 08:24	12/13/11 06:31	1
Aroclor-1242	33	U	33	13	ug/Kg		12/08/11 08:24	12/13/11 06:31	1
Aroclor-1248	33	U	33	17	ug/Kg		12/08/11 08:24	12/13/11 06:31	1
Aroclor-1254	33	U	33	17	ug/Kg		12/08/11 08:24	12/13/11 06:31	1
Aroclor-1260	33	U	33	17	ug/Kg		12/08/11 08:24	12/13/11 06:31	1

Surrogate	*MB %Recovery*	*MB Qualifier*	*Limits*	*Prepared*	*Analyzed*	*Dil Fac*
Tetrachloro-m-xylene	*71*		*29 - 151*	*12/08/11 08:24*	*12/13/11 06:31*	*1*
DCB Decachlorobiphenyl	*59*		*14 - 163*	*12/08/11 08:24*	*12/13/11 06:31*	*1*

Lab Sample ID: LCS 240-26000/17-A
Matrix: Solid
Analysis Batch: 26482

Client Sample ID: Lab Control Sample
Prep Type: Total/NA
Prep Batch: 26000

Analyte			Spike Added	LCS Result	LCS Qualifier	Unit	D	%Rec	%Rec. Limits		
Aroclor-1016			333	279		ug/Kg		84	62 - 120		
Aroclor-1260			333	245		ug/Kg		74	56 - 122		

Surrogate	*LCS %Recovery*	*LCS Qualifier*	*Limits*
Tetrachloro-m-xylene	*85*		*29 - 151*
DCB Decachlorobiphenyl	*70*		*14 - 163*

Lab Sample ID: 240-6481-7 MS
Matrix: Solid
Analysis Batch: 26482

Client Sample ID: S-017324-120211-TP-199
Prep Type: Total/NA
Prep Batch: 26000

Analyte	Sample Result	Sample Qualifier	Spike Added	MS Result	MS Qualifier	Unit	D	%Rec	%Rec. Limits		
Aroclor-1016	38	U	385	339		ug/Kg	☼	88	22 - 157		
Aroclor-1260	38	U	385	285		ug/Kg	☼	74	13 - 161		

Surrogate	*MS %Recovery*	*MS Qualifier*	*Limits*
Tetrachloro-m-xylene	*98*		*29 - 151*
DCB Decachlorobiphenyl	*78*		*14 - 163*

Lab Sample ID: 240-6481-7 MSD
Matrix: Solid
Analysis Batch: 26482

Client Sample ID: S-017324-120211-TP-199
Prep Type: Total/NA
Prep Batch: 26000

Analyte	Sample Result	Sample Qualifier	Spike Added	MSD Result	MSD Qualifier	Unit	D	%Rec	%Rec. Limits	RPD	RPD Limit
Aroclor-1016	38	U	386	328		ug/Kg	☼	85	22 - 157	3	30
Aroclor-1260	38	U	386	287		ug/Kg	☼	74	13 - 161	1	30

Surrogate	*MSD %Recovery*	*MSD Qualifier*	*Limits*
Tetrachloro-m-xylene	*89*		*29 - 151*
DCB Decachlorobiphenyl	*84*		*14 - 163*

Method: 6010B - Metals (ICP)

Lab Sample ID: MB 240-25689/1-A
Matrix: Solid
Analysis Batch: 26136

Client Sample ID: Method Blank
Prep Type: Total/NA
Prep Batch: 25689

Analyte	MB Result	MB Qualifier	RL	MDL	Unit	D	Prepared	Analyzed	Dil Fac
Aluminum	20	U	20	9.6	mg/Kg		12/06/11 10:25	12/08/11 16:30	1
Antimony	1.0	U	1.0	0.39	mg/Kg		12/06/11 10:25	12/08/11 16:30	1
Barium	0.0985	J	20	0.071	mg/Kg		12/06/11 10:25	12/08/11 16:30	1
Beryllium	0.50	U	0.50	0.043	mg/Kg		12/06/11 10:25	12/08/11 16:30	1
Calcium	19.8	J	500	16	mg/Kg		12/06/11 10:25	12/08/11 16:30	1
Cadmium	0.20	U	0.20	0.036	mg/Kg		12/06/11 10:25	12/08/11 16:30	1
Cobalt	5.0	U	5.0	0.16	mg/Kg		12/06/11 10:25	12/08/11 16:30	1
Chromium	0.50	U	0.50	0.20	mg/Kg		12/06/11 10:25	12/08/11 16:30	1
Copper	2.5	U	2.5	0.74	mg/Kg		12/06/11 10:25	12/08/11 16:30	1
Iron	10	U	10	4.9	mg/Kg		12/06/11 10:25	12/08/11 16:30	1
Potassium	19.7	J	500	6.2	mg/Kg		12/06/11 10:25	12/08/11 16:30	1
Magnesium	22.3	J	500	5.1	mg/Kg		12/06/11 10:25	12/08/11 16:30	1
Manganese	0.0829	J	1.5	0.074	mg/Kg		12/06/11 10:25	12/08/11 16:30	1
Silver	0.50	U	0.50	0.10	mg/Kg		12/06/11 10:25	12/08/11 16:30	1
Sodium	500	U	500	66	mg/Kg		12/06/11 10:25	12/08/11 16:30	1
Nickel	4.0	U	4.0	0.27	mg/Kg		12/06/11 10:25	12/08/11 16:30	1
Vanadium	0.173	J	5.0	0.12	mg/Kg		12/06/11 10:25	12/08/11 16:30	1
Zinc	2.0	U	2.0	1.0	mg/Kg		12/06/11 10:25	12/08/11 16:30	1
Arsenic	1.0	U	1.0	0.30	mg/Kg		12/06/11 10:25	12/08/11 16:30	1
Lead	0.30	U	0.30	0.19	mg/Kg		12/06/11 10:25	12/08/11 16:30	1
Selenium	0.50	U	0.50	0.45	mg/Kg		12/06/11 10:25	12/08/11 16:30	1
Thallium	1.0	U	1.0	0.55	mg/Kg		12/06/11 10:25	12/08/11 16:30	1

Lab Sample ID: LCS 240-25689/2-A
Matrix: Solid
Analysis Batch: 26136

Client Sample ID: Lab Control Sample
Prep Type: Total/NA
Prep Batch: 25689

Analyte	Spike Added	LCS Result	LCS Qualifier	Unit	D	%Rec	%Rec. Limits
Aluminum	200	193		mg/Kg		96	80 - 120
Antimony	50.0	46.4		mg/Kg		93	80 - 120
Barium	200	198		mg/Kg		99	80 - 120
Beryllium	5.00	4.79		mg/Kg		96	80 - 120
Calcium	5000	4860		mg/Kg		97	80 - 120
Cadmium	5.00	4.82		mg/Kg		96	80 - 120
Cobalt	50.0	47.3		mg/Kg		95	80 - 120
Chromium	20.0	19.2		mg/Kg		96	80 - 120
Copper	25.0	23.6		mg/Kg		94	80 - 120
Iron	100	102		mg/Kg		102	80 - 120
Potassium	5000	4870		mg/Kg		97	80 - 120
Magnesium	5000	4810		mg/Kg		96	80 - 120
Manganese	50.0	48.1		mg/Kg		96	80 - 120
Silver	5.00	4.85		mg/Kg		97	80 - 120
Sodium	5000	4840		mg/Kg		97	80 - 120
Nickel	50.0	47.5		mg/Kg		95	80 - 120
Vanadium	50.0	47.4		mg/Kg		95	80 - 120
Zinc	50.0	49.0		mg/Kg		98	80 - 120
Arsenic	200	185		mg/Kg		92	80 - 120
Lead	50.0	48.0		mg/Kg		96	80 - 120
Selenium	200	188		mg/Kg		94	80 - 120
Thallium	200	184		mg/Kg		92	80 - 120

Method: 6010B - Metals (ICP) (Continued)

Lab Sample ID: 240-6481-7 MS
Matrix: Solid
Analysis Batch: 26136

Client Sample ID: S-017324-120211-TP-199
Prep Type: Total/NA
Prep Batch: 25689

Analyte	Sample Result	Sample Qualifier	Spike Added	MS Result	MS Qualifier	Unit	D	%Rec	%Rec. Limits
Aluminum	7100		218	8390	4	mg/Kg	☼	595	75 - 125
Antimony	0.69	J	54.5	15.3	F	mg/Kg	☼	27	75 - 125
Barium	66	B	218	259		mg/Kg	☼	88	75 - 125
Beryllium	0.31	J	5.45	4.99		mg/Kg	☼	86	75 - 125
Calcium	49000	B	5450	48600	4	mg/Kg	☼	-3	75 - 125
Cadmium	0.18	J	5.45	4.67		mg/Kg	☼	82	75 - 125
Cobalt	9.6		54.5	50.9		mg/Kg	☼	76	75 - 125
Chromium	11		21.8	30.7		mg/Kg	☼	88	75 - 125
Copper	17		27.3	37.4	F	mg/Kg	☼	73	75 - 125
Iron	18000		109	14900	4	mg/Kg	☼	-2539	75 - 125
Potassium	1400	B	5450	6950		mg/Kg	☼	102	75 - 125
Magnesium	36000	B	5450	44800	4	mg/Kg	☼	155	75 - 125
Manganese	480	B	54.5	463	4	mg/Kg	☼	-24	75 - 125
Silver	0.56	U	5.45	4.75		mg/Kg	☼	87	75 - 125
Sodium	92	J	5450	5070		mg/Kg	☼	91	75 - 125
Nickel	21		54.5	62.0		mg/Kg	☼	76	75 - 125
Vanadium	18	B	54.5	63.7		mg/Kg	☼	84	75 - 125
Zinc	45		54.5	88.3		mg/Kg	☼	80	75 - 125
Arsenic	7.6		218	188		mg/Kg	☼	83	75 - 125
Lead	10		54.5	52.6		mg/Kg	☼	77	75 - 125
Selenium	0.56	U	218	183		mg/Kg	☼	84	75 - 125
Thallium	1.1		218	172		mg/Kg	☼	78	75 - 125

Lab Sample ID: 240-6481-7 MSD
Matrix: Solid
Analysis Batch: 26136

Client Sample ID: S-017324-120211-TP-199
Prep Type: Total/NA
Prep Batch: 25689

Analyte	Sample Result	Sample Qualifier	Spike Added	MSD Result	MSD Qualifier	Unit	D	%Rec	%Rec. Limits	RPD	RPD Limit
Aluminum	7100		218	8520	4	mg/Kg	☼	654	75 - 125	2	20
Antimony	0.69	J	54.5	15.9	F	mg/Kg	☼	28	75 - 125	4	20
Barium	66	B	218	292		mg/Kg	☼	103	75 - 125	12	20
Beryllium	0.31	J	5.45	5.05		mg/Kg	☼	87	75 - 125	1	20
Calcium	49000	B	5450	48500	4	mg/Kg	☼	-5	75 - 125	0	20
Cadmium	0.18	J	5.45	4.72		mg/Kg	☼	83	75 - 125	1	20
Cobalt	9.6		54.5	55.6		mg/Kg	☼	84	75 - 125	9	20
Chromium	11		21.8	30.9		mg/Kg	☼	89	75 - 125	1	20
Copper	17		27.3	40.0		mg/Kg	☼	83	75 - 125	7	20
Iron	18000		109	16300	4	mg/Kg	☼	-1200	75 - 125	9	20
Potassium	1400	B	5450	6980		mg/Kg	☼	102	75 - 125	0	20
Magnesium	36000	B	5450	42900	4	mg/Kg	☼	119	75 - 125	4	20
Manganese	480	B	54.5	715	4 F	mg/Kg	☼	438	75 - 125	43	20
Silver	0.56	U	5.45	4.65		mg/Kg	☼	85	75 - 125	2	20
Sodium	92	J	5450	5070		mg/Kg	☼	91	75 - 125	0	20
Nickel	21		54.5	67.0		mg/Kg	☼	85	75 - 125	8	20
Vanadium	18	B	54.5	66.1		mg/Kg	☼	88	75 - 125	4	20
Zinc	45		54.5	91.1		mg/Kg	☼	85	75 - 125	3	20
Arsenic	7.6		218	191		mg/Kg	☼	84	75 - 125	1	20
Lead	10		54.5	54.8		mg/Kg	☼	81	75 - 125	4	20
Selenium	0.56	U	218	184		mg/Kg	☼	85	75 - 125	0	20
Thallium	1.1		218	172		mg/Kg	☼	79	75 - 125	0	20

Client: Conestoga-Rovers & Associates, Inc.
Project/Site: 17324-T07, RACER Former MTM

TestAmerica Job ID: 240-6481-1

Method: 7471A - Mercury (CVAA)

Lab Sample ID: MB 240-25700/1-A
Matrix: Solid
Analysis Batch: 25838

Client Sample ID: Method Blank
Prep Type: Total/NA
Prep Batch: 25700

Analyte	MB Result	MB Qualifier	RL	MDL	Unit	D	Prepared	Analyzed	Dil Fac
Mercury	0.10	U	0.10	0.015	mg/Kg		12/06/11 14:00	12/06/11 16:20	1

Lab Sample ID: LCS 240-25700/2-A
Matrix: Solid
Analysis Batch: 25838

Client Sample ID: Lab Control Sample
Prep Type: Total/NA
Prep Batch: 25700

Analyte	Spike Added	LCS Result	LCS Qualifier	Unit	D	%Rec	%Rec. Limits
Mercury	0.833	0.922		mg/Kg		111	73 - 121

Lab Sample ID: 240-6481-7 MS
Matrix: Solid
Analysis Batch: 25838

Client Sample ID: S-017324-120211-TP-199
Prep Type: Total/NA
Prep Batch: 25700

Analyte	Sample Result	Sample Qualifier	Spike Added	MS Result	MS Qualifier	Unit	D	%Rec	%Rec. Limits
Mercury	0.11	U	0.181	0.204		mg/Kg	☼	113	11 - 192

Lab Sample ID: 240-6481-7 MSD
Matrix: Solid
Analysis Batch: 25838

Client Sample ID: S-017324-120211-TP-199
Prep Type: Total/NA
Prep Batch: 25700

Analyte	Sample Result	Sample Qualifier	Spike Added	MSD Result	MSD Qualifier	Unit	D	%Rec	%Rec. Limits	RPD	RPD Limit
Mercury	0.11	U	0.181	0.184		mg/Kg	☼	102	11 - 192	10	20

GC/MS VOA

Prep Batch: 25776

Lab Sample ID	Client Sample ID	Prep Type	Matrix	Method	Prep Batch
240-6481-3	S-017324-120211-TP-195	Total/NA	Solid	5035	
LCS 240-25776/2-A	Lab Control Sample	Total/NA	Solid	5035	
MB 240-25776/1-A	Method Blank	Total/NA	Solid	5035	

Prep Batch: 26023

Lab Sample ID	Client Sample ID	Prep Type	Matrix	Method	Prep Batch
240-6481-1	S-017324-120211-TP-193	Total/NA	Solid	5035	
240-6481-2	S-017324-120211-TP-194	Total/NA	Solid	5035	
240-6481-4	S-017324-120211-TP-196	Total/NA	Solid	5035	
240-6481-5	S-017324-120211-TP-197	Total/NA	Solid	5035	
240-6481-6	S-017324-120211-TP-198	Total/NA	Solid	5035	
240-6481-7	S-017324-120211-TP-199	Total/NA	Solid	5035	
240-6481-7 MS	S-017324-120211-TP-199	Total/NA	Solid	5035	
240-6481-7 MSD	S-017324-120211-TP-199	Total/NA	Solid	5035	
240-6481-8	S-017324-120211-TP-200	Total/NA	Solid	5035	
240-6481-9	S-017324-120211-TP-201	Total/NA	Solid	5035	
240-6481-10	S-017324-120211-TP-202	Total/NA	Solid	5035	
240-6481-11	S-017324-120211-TP-203	Total/NA	Solid	5035	
240-6481-12	S-017324-120211-TP-204	Total/NA	Solid	5035	
240-6481-13	S-017324-120211-TP-205	Total/NA	Solid	5035	

Analysis Batch: 26190

Lab Sample ID	Client Sample ID	Prep Type	Matrix	Method	Prep Batch
240-6481-7	S-017324-120211-TP-199	Total/NA	Solid	8260B	26023
240-6481-7 MS	S-017324-120211-TP-199	Total/NA	Solid	8260B	26023
240-6481-7 MSD	S-017324-120211-TP-199	Total/NA	Solid	8260B	26023
LCS 240-26190/5	Lab Control Sample	Total/NA	Solid	8260B	
MB 240-26190/6	Method Blank	Total/NA	Solid	8260B	

Analysis Batch: 26427

Lab Sample ID	Client Sample ID	Prep Type	Matrix	Method	Prep Batch
240-6481-1	S-017324-120211-TP-193	Total/NA	Solid	8260B	26023
240-6481-2	S-017324-120211-TP-194	Total/NA	Solid	8260B	26023
240-6481-4	S-017324-120211-TP-196	Total/NA	Solid	8260B	26023
240-6481-5	S-017324-120211-TP-197	Total/NA	Solid	8260B	26023
240-6481-6	S-017324-120211-TP-198	Total/NA	Solid	8260B	26023
240-6481-8	S-017324-120211-TP-200	Total/NA	Solid	8260B	26023
240-6481-9	S-017324-120211-TP-201	Total/NA	Solid	8260B	26023
240-6481-10	S-017324-120211-TP-202	Total/NA	Solid	8260B	26023
240-6481-11	S-017324-120211-TP-203	Total/NA	Solid	8260B	26023
240-6481-12	S-017324-120211-TP-204	Total/NA	Solid	8260B	26023
240-6481-13	S-017324-120211-TP-205	Total/NA	Solid	8260B	26023
LCS 240-26427/11	Lab Control Sample	Total/NA	Solid	8260B	
LCS 240-26427/5	Lab Control Sample	Total/NA	Solid	8260B	
MB 240-26427/6	Method Blank	Total/NA	Solid	8260B	

Analysis Batch: 26540

Lab Sample ID	Client Sample ID	Prep Type	Matrix	Method	Prep Batch
240-6481-3	S-017324-120211-TP-195	Total/NA	Solid	8260B	25776
LCS 240-25776/2-A	Lab Control Sample	Total/NA	Solid	8260B	25776
MB 240-25776/1-A	Method Blank	Total/NA	Solid	8260B	25776

GC/MS Semi VOA

Prep Batch: 25631

Lab Sample ID	Client Sample ID	Prep Type	Matrix	Method	Prep Batch
240-6481-1	S-017324-120211-TP-193	Total/NA	Solid	3540C	
240-6481-2	S-017324-120211-TP-194	Total/NA	Solid	3540C	
240-6481-3	S-017324-120211-TP-195	Total/NA	Solid	3540C	
240-6481-4	S-017324-120211-TP-196	Total/NA	Solid	3540C	
240-6481-5	S-017324-120211-TP-197	Total/NA	Solid	3540C	
240-6481-6	S-017324-120211-TP-198	Total/NA	Solid	3540C	
240-6481-8	S-017324-120211-TP-200	Total/NA	Solid	3540C	
240-6481-8 MS	S-017324-120211-TP-200	Total/NA	Solid	3540C	
240-6481-8 MSD	S-017324-120211-TP-200	Total/NA	Solid	3540C	
LCS 240-25631/24-A	Lab Control Sample	Total/NA	Solid	3540C	
MB 240-25631/23-A	Method Blank	Total/NA	Solid	3540C	

Prep Batch: 25847

Lab Sample ID	Client Sample ID	Prep Type	Matrix	Method	Prep Batch
240-6481-7	S-017324-120211-TP-199	Total/NA	Solid	3540C	
240-6481-7 MS	S-017324-120211-TP-199	Total/NA	Solid	3540C	
240-6481-7 MSD	S-017324-120211-TP-199	Total/NA	Solid	3540C	
240-6481-9	S-017324-120211-TP-201	Total/NA	Solid	3540C	
240-6481-10	S-017324-120211-TP-202	Total/NA	Solid	3540C	
240-6481-11	S-017324-120211-TP-203	Total/NA	Solid	3540C	
240-6481-12	S-017324-120211-TP-204	Total/NA	Solid	3540C	
240-6481-13	S-017324-120211-TP-205	Total/NA	Solid	3540C	
LCS 240-25847/23-A	Lab Control Sample	Total/NA	Solid	3540C	
MB 240-25847/24-A	Method Blank	Total/NA	Solid	3540C	

Analysis Batch: 26096

Lab Sample ID	Client Sample ID	Prep Type	Matrix	Method	Prep Batch
240-6481-2	S-017324-120211-TP-194	Total/NA	Solid	8270C	25631
240-6481-3	S-017324-120211-TP-195	Total/NA	Solid	8270C	25631
LCS 240-25631/24-A	Lab Control Sample	Total/NA	Solid	8270C	25631
MB 240-25631/23-A	Method Blank	Total/NA	Solid	8270C	25631

Analysis Batch: 26185

Lab Sample ID	Client Sample ID	Prep Type	Matrix	Method	Prep Batch
240-6481-4	S-017324-120211-TP-196	Total/NA	Solid	8270C	25631

Analysis Batch: 26416

Lab Sample ID	Client Sample ID	Prep Type	Matrix	Method	Prep Batch
240-6481-1	S-017324-120211-TP-193	Total/NA	Solid	8270C	25631
240-6481-5	S-017324-120211-TP-197	Total/NA	Solid	8270C	25631
240-6481-6	S-017324-120211-TP-198	Total/NA	Solid	8270C	25631
240-6481-8	S-017324-120211-TP-200	Total/NA	Solid	8270C	25631
240-6481-8 MS	S-017324-120211-TP-200	Total/NA	Solid	8270C	25631
240-6481-8 MSD	S-017324-120211-TP-200	Total/NA	Solid	8270C	25631

Analysis Batch: 26807

Lab Sample ID	Client Sample ID	Prep Type	Matrix	Method	Prep Batch
240-6481-12	S-017324-120211-TP-204	Total/NA	Solid	8270C	25847
240-6481-13	S-017324-120211-TP-205	Total/NA	Solid	8270C	25847
LCS 240-25847/23-A	Lab Control Sample	Total/NA	Solid	8270C	25847
MB 240-25847/24-A	Method Blank	Total/NA	Solid	8270C	25847

GC/MS Semi VOA (Continued)

Analysis Batch: 26944

Lab Sample ID	Client Sample ID	Prep Type	Matrix	Method	Prep Batch
240-6481-7	S-017324-120211-TP-199	Total/NA	Solid	8270C	25847
240-6481-7 MS	S-017324-120211-TP-199	Total/NA	Solid	8270C	25847
240-6481-7 MSD	S-017324-120211-TP-199	Total/NA	Solid	8270C	25847

Analysis Batch: 27136

Lab Sample ID	Client Sample ID	Prep Type	Matrix	Method	Prep Batch
240-6481-9	S-017324-120211-TP-201	Total/NA	Solid	8270C	25847
240-6481-10	S-017324-120211-TP-202	Total/NA	Solid	8270C	25847

Analysis Batch: 27330

Lab Sample ID	Client Sample ID	Prep Type	Matrix	Method	Prep Batch
240-6481-11	S-017324-120211-TP-203	Total/NA	Solid	8270C	25847

GC Semi VOA

Prep Batch: 26000

Lab Sample ID	Client Sample ID	Prep Type	Matrix	Method	Prep Batch
240-6481-1	S-017324-120211-TP-193	Total/NA	Solid	3540C	
240-6481-2	S-017324-120211-TP-194	Total/NA	Solid	3540C	
240-6481-3	S-017324-120211-TP-195	Total/NA	Solid	3540C	
240-6481-4	S-017324-120211-TP-196	Total/NA	Solid	3540C	
240-6481-5	S-017324-120211-TP-197	Total/NA	Solid	3540C	
240-6481-6	S-017324-120211-TP-198	Total/NA	Solid	3540C	
240-6481-7	S-017324-120211-TP-199	Total/NA	Solid	3540C	
240-6481-7 MS	S-017324-120211-TP-199	Total/NA	Solid	3540C	
240-6481-7 MSD	S-017324-120211-TP-199	Total/NA	Solid	3540C	
240-6481-8	S-017324-120211-TP-200	Total/NA	Solid	3540C	
240-6481-9	S-017324-120211-TP-201	Total/NA	Solid	3540C	
240-6481-10	S-017324-120211-TP-202	Total/NA	Solid	3540C	
240-6481-11	S-017324-120211-TP-203	Total/NA	Solid	3540C	
240-6481-12	S-017324-120211-TP-204	Total/NA	Solid	3540C	
240-6481-13	S-017324-120211-TP-205	Total/NA	Solid	3540C	
LCS 240-26000/17-A	Lab Control Sample	Total/NA	Solid	3540C	
MB 240-26000/16-A	Method Blank	Total/NA	Solid	3540C	

Analysis Batch: 26482

Lab Sample ID	Client Sample ID	Prep Type	Matrix	Method	Prep Batch
240-6481-1	S-017324-120211-TP-193	Total/NA	Solid	8082	26000
240-6481-2	S-017324-120211-TP-194	Total/NA	Solid	8082	26000
240-6481-3	S-017324-120211-TP-195	Total/NA	Solid	8082	26000
240-6481-4	S-017324-120211-TP-196	Total/NA	Solid	8082	26000
240-6481-5	S-017324-120211-TP-197	Total/NA	Solid	8082	26000
240-6481-6	S-017324-120211-TP-198	Total/NA	Solid	8082	26000
240-6481-7	S-017324-120211-TP-199	Total/NA	Solid	8082	26000
240-6481-7 MS	S-017324-120211-TP-199	Total/NA	Solid	8082	26000
240-6481-7 MSD	S-017324-120211-TP-199	Total/NA	Solid	8082	26000
240-6481-8	S-017324-120211-TP-200	Total/NA	Solid	8082	26000
240-6481-9	S-017324-120211-TP-201	Total/NA	Solid	8082	26000
240-6481-10	S-017324-120211-TP-202	Total/NA	Solid	8082	26000
240-6481-11	S-017324-120211-TP-203	Total/NA	Solid	8082	26000
240-6481-12	S-017324-120211-TP-204	Total/NA	Solid	8082	26000
240-6481-13	S-017324-120211-TP-205	Total/NA	Solid	8082	26000

GC Semi VOA (Continued)

Analysis Batch: 26482 (Continued)

Lab Sample ID	Client Sample ID	Prep Type	Matrix	Method	Prep Batch
LCS 240-26000/17-A	Lab Control Sample	Total/NA	Solid	8082	26000
MB 240-26000/16-A	Method Blank	Total/NA	Solid	8082	26000

Metals

Prep Batch: 25689

Lab Sample ID	Client Sample ID	Prep Type	Matrix	Method	Prep Batch
240-6481-1	S-017324-120211-TP-193	Total/NA	Solid	3050B	
240-6481-2	S-017324-120211-TP-194	Total/NA	Solid	3050B	
240-6481-3	S-017324-120211-TP-195	Total/NA	Solid	3050B	
240-6481-4	S-017324-120211-TP-196	Total/NA	Solid	3050B	
240-6481-5	S-017324-120211-TP-197	Total/NA	Solid	3050B	
240-6481-6	S-017324-120211-TP-198	Total/NA	Solid	3050B	
240-6481-7	S-017324-120211-TP-199	Total/NA	Solid	3050B	
240-6481-7 MS	S-017324-120211-TP-199	Total/NA	Solid	3050B	
240-6481-7 MSD	S-017324-120211-TP-199	Total/NA	Solid	3050B	
240-6481-8	S-017324-120211-TP-200	Total/NA	Solid	3050B	
240-6481-9	S-017324-120211-TP-201	Total/NA	Solid	3050B	
240-6481-10	S-017324-120211-TP-202	Total/NA	Solid	3050B	
240-6481-11	S-017324-120211-TP-203	Total/NA	Solid	3050B	
240-6481-12	S-017324-120211-TP-204	Total/NA	Solid	3050B	
240-6481-13	S-017324-120211-TP-205	Total/NA	Solid	3050B	
LCS 240-25689/2-A	Lab Control Sample	Total/NA	Solid	3050B	
MB 240-25689/1-A	Method Blank	Total/NA	Solid	3050B	

Prep Batch: 25700

Lab Sample ID	Client Sample ID	Prep Type	Matrix	Method	Prep Batch
240-6481-1	S-017324-120211-TP-193	Total/NA	Solid	7471A	
240-6481-2	S-017324-120211-TP-194	Total/NA	Solid	7471A	
240-6481-3	S-017324-120211-TP-195	Total/NA	Solid	7471A	
240-6481-4	S-017324-120211-TP-196	Total/NA	Solid	7471A	
240-6481-5	S-017324-120211-TP-197	Total/NA	Solid	7471A	
240-6481-6	S-017324-120211-TP-198	Total/NA	Solid	7471A	
240-6481-7	S-017324-120211-TP-199	Total/NA	Solid	7471A	
240-6481-7 MS	S-017324-120211-TP-199	Total/NA	Solid	7471A	
240-6481-7 MSD	S-017324-120211-TP-199	Total/NA	Solid	7471A	
240-6481-8	S-017324-120211-TP-200	Total/NA	Solid	7471A	
240-6481-9	S-017324-120211-TP-201	Total/NA	Solid	7471A	
240-6481-10	S-017324-120211-TP-202	Total/NA	Solid	7471A	
240-6481-11	S-017324-120211-TP-203	Total/NA	Solid	7471A	
240-6481-12	S-017324-120211-TP-204	Total/NA	Solid	7471A	
240-6481-13	S-017324-120211-TP-205	Total/NA	Solid	7471A	
LCS 240-25700/2-A	Lab Control Sample	Total/NA	Solid	7471A	
MB 240-25700/1-A	Method Blank	Total/NA	Solid	7471A	

Analysis Batch: 25838

Lab Sample ID	Client Sample ID	Prep Type	Matrix	Method	Prep Batch
240-6481-1	S-017324-120211-TP-193	Total/NA	Solid	7471A	25700
240-6481-2	S-017324-120211-TP-194	Total/NA	Solid	7471A	25700
240-6481-3	S-017324-120211-TP-195	Total/NA	Solid	7471A	25700
240-6481-4	S-017324-120211-TP-196	Total/NA	Solid	7471A	25700
240-6481-5	S-017324-120211-TP-197	Total/NA	Solid	7471A	25700

Metals (Continued)

Analysis Batch: 25838 (Continued)

Lab Sample ID	Client Sample ID	Prep Type	Matrix	Method	Prep Batch
240-6481-6	S-017324-120211-TP-198	Total/NA	Solid	7471A	25700
240-6481-7	S-017324-120211-TP-199	Total/NA	Solid	7471A	25700
240-6481-7 MS	S-017324-120211-TP-199	Total/NA	Solid	7471A	25700
240-6481-7 MSD	S-017324-120211-TP-199	Total/NA	Solid	7471A	25700
240-6481-8	S-017324-120211-TP-200	Total/NA	Solid	7471A	25700
240-6481-9	S-017324-120211-TP-201	Total/NA	Solid	7471A	25700
240-6481-10	S-017324-120211-TP-202	Total/NA	Solid	7471A	25700
240-6481-11	S-017324-120211-TP-203	Total/NA	Solid	7471A	25700
240-6481-12	S-017324-120211-TP-204	Total/NA	Solid	7471A	25700
240-6481-13	S-017324-120211-TP-205	Total/NA	Solid	7471A	25700
LCS 240-25700/2-A	Lab Control Sample	Total/NA	Solid	7471A	25700
MB 240-25700/1-A	Method Blank	Total/NA	Solid	7471A	25700

Analysis Batch: 26136

Lab Sample ID	Client Sample ID	Prep Type	Matrix	Method	Prep Batch
240-6481-1	S-017324-120211-TP-193	Total/NA	Solid	6010B	25689
240-6481-2	S-017324-120211-TP-194	Total/NA	Solid	6010B	25689
240-6481-3	S-017324-120211-TP-195	Total/NA	Solid	6010B	25689
240-6481-4	S-017324-120211-TP-196	Total/NA	Solid	6010B	25689
240-6481-5	S-017324-120211-TP-197	Total/NA	Solid	6010B	25689
240-6481-6	S-017324-120211-TP-198	Total/NA	Solid	6010B	25689
240-6481-7	S-017324-120211-TP-199	Total/NA	Solid	6010B	25689
240-6481-7 MS	S-017324-120211-TP-199	Total/NA	Solid	6010B	25689
240-6481-7 MSD	S-017324-120211-TP-199	Total/NA	Solid	6010B	25689
240-6481-8	S-017324-120211-TP-200	Total/NA	Solid	6010B	25689
240-6481-9	S-017324-120211-TP-201	Total/NA	Solid	6010B	25689
240-6481-10	S-017324-120211-TP-202	Total/NA	Solid	6010B	25689
240-6481-11	S-017324-120211-TP-203	Total/NA	Solid	6010B	25689
240-6481-12	S-017324-120211-TP-204	Total/NA	Solid	6010B	25689
240-6481-13	S-017324-120211-TP-205	Total/NA	Solid	6010B	25689
LCS 240-25689/2-A	Lab Control Sample	Total/NA	Solid	6010B	25689
MB 240-25689/1-A	Method Blank	Total/NA	Solid	6010B	25689

Analysis Batch: 26402

Lab Sample ID	Client Sample ID	Prep Type	Matrix	Method	Prep Batch
240-6481-8	S-017324-120211-TP-200	Total/NA	Solid	6010B	25689
240-6481-9	S-017324-120211-TP-201	Total/NA	Solid	6010B	25689
240-6481-10	S-017324-120211-TP-202	Total/NA	Solid	6010B	25689
240-6481-11	S-017324-120211-TP-203	Total/NA	Solid	6010B	25689
240-6481-12	S-017324-120211-TP-204	Total/NA	Solid	6010B	25689
240-6481-13	S-017324-120211-TP-205	Total/NA	Solid	6010B	25689

General Chemistry

Analysis Batch: 25703

Lab Sample ID	Client Sample ID	Prep Type	Matrix	Method	Prep Batch
240-6481-1	S-017324-120211-TP-193	Total/NA	Solid	Moisture	
240-6481-2	S-017324-120211-TP-194	Total/NA	Solid	Moisture	
240-6481-3	S-017324-120211-TP-195	Total/NA	Solid	Moisture	
240-6481-4	S-017324-120211-TP-196	Total/NA	Solid	Moisture	
240-6481-5	S-017324-120211-TP-197	Total/NA	Solid	Moisture	
240-6481-6	S-017324-120211-TP-198	Total/NA	Solid	Moisture	

General Chemistry (Continued)

Analysis Batch: 25703 (Continued)

Lab Sample ID	Client Sample ID	Prep Type	Matrix	Method	Prep Batch
240-6481-7	S-017324-120211-TP-199	Total/NA	Solid	Moisture	
240-6481-7 DU	S-017324-120211-TP-199	Total/NA	Solid	Moisture	
240-6481-8	S-017324-120211-TP-200	Total/NA	Solid	Moisture	
240-6481-9	S-017324-120211-TP-201	Total/NA	Solid	Moisture	
240-6481-10	S-017324-120211-TP-202	Total/NA	Solid	Moisture	
240-6481-11	S-017324-120211-TP-203	Total/NA	Solid	Moisture	
240-6481-12	S-017324-120211-TP-204	Total/NA	Solid	Moisture	
240-6481-13	S-017324-120211-TP-205	Total/NA	Solid	Moisture	
240-6481-13 DU	S-017324-120211-TP-205	Total/NA	Solid	Moisture	

Client Sample ID: S-017324-120211-TP-193

Lab Sample ID: 240-6481-1

Date Collected: 12/02/11 07:55

Matrix: Solid

Date Received: 12/03/11 10:00

Percent Solids: 80.5

Prep Type	Batch Type	Batch Method	Run	Dilution Factor	Batch Number	Prepared or Analyzed	Analyst	Lab
Total/NA	Prep	5035			26023	12/03/11 16:45	LM	TAL NC
Total/NA	Analysis	8260B		1	26427	12/12/11 13:21	SM	TAL NC
Total/NA	Prep	3540C			25631	12/06/11 08:41	AK	TAL NC
Total/NA	Analysis	8270C		1	26416	12/12/11 15:12	JG	TAL NC
Total/NA	Prep	3540C			26000	12/08/11 08:24	AK	TAL NC
Total/NA	Analysis	8082		1	26482	12/13/11 02:47	LH	TAL NC
Total/NA	Prep	7471A			25700	12/06/11 14:00	AS	TAL NC
Total/NA	Analysis	7471A		1	25838	12/06/11 16:26	AS	TAL NC
Total/NA	Prep	3050B			25689	12/06/11 10:25	AS	TAL NC
Total/NA	Analysis	6010B		1	26136	12/08/11 17:19	KC	TAL NC
Total/NA	Analysis	Moisture		1	25703	12/06/11 11:26	CN	TAL NC

Client Sample ID: S-017324-120211-TP-194

Lab Sample ID: 240-6481-2

Date Collected: 12/02/11 08:05

Matrix: Solid

Date Received: 12/03/11 10:00

Percent Solids: 78.0

Prep Type	Batch Type	Batch Method	Run	Dilution Factor	Batch Number	Prepared or Analyzed	Analyst	Lab
Total/NA	Prep	5035			26023	12/03/11 16:45	LM	TAL NC
Total/NA	Analysis	8260B		1	26427	12/12/11 19:47	SM	TAL NC
Total/NA	Prep	3540C			25631	12/06/11 08:41	AK	TAL NC
Total/NA	Analysis	8270C		1	26096	12/09/11 01:13	JG	TAL NC
Total/NA	Prep	3540C			26000	12/08/11 08:24	AK	TAL NC
Total/NA	Analysis	8082		1	26482	12/13/11 03:02	LH	TAL NC
Total/NA	Prep	7471A			25700	12/06/11 14:00	AS	TAL NC
Total/NA	Analysis	7471A		1	25838	12/06/11 16:28	AS	TAL NC
Total/NA	Prep	3050B			25689	12/06/11 10:25	AS	TAL NC
Total/NA	Analysis	6010B		1	26136	12/08/11 17:25	KC	TAL NC
Total/NA	Analysis	Moisture		1	25703	12/06/11 11:26	CN	TAL NC

Client Sample ID: S-017324-120211-TP-195

Lab Sample ID: 240-6481-3

Date Collected: 12/02/11 08:20

Matrix: Solid

Date Received: 12/03/11 10:00

Percent Solids: 86.5

Prep Type	Batch Type	Batch Method	Run	Dilution Factor	Batch Number	Prepared or Analyzed	Analyst	Lab
Total/NA	Prep	5035			25776	12/06/11 20:57	LM	TAL NC
Total/NA	Analysis	8260B		1	26540	12/13/11 02:20	TL	TAL NC
Total/NA	Prep	3540C			25631	12/06/11 08:41	AK	TAL NC
Total/NA	Analysis	8270C		1	26096	12/09/11 01:31	JG	TAL NC
Total/NA	Prep	3540C			26000	12/08/11 08:24	AK	TAL NC
Total/NA	Analysis	8082		1	26482	12/13/11 03:17	LH	TAL NC
Total/NA	Prep	7471A			25700	12/06/11 14:00	AS	TAL NC
Total/NA	Analysis	7471A		1	25838	12/06/11 16:29	AS	TAL NC
Total/NA	Prep	3050B			25689	12/06/11 10:25	AS	TAL NC
Total/NA	Analysis	6010B		1	26136	12/08/11 17:31	KC	TAL NC

Client Sample ID: S-017324-120211-TP-195

Lab Sample ID: 240-6481-3

Date Collected: 12/02/11 08:20

Matrix: Solid

Date Received: 12/03/11 10:00

Prep Type	Batch Type	Batch Method	Run	Dilution Factor	Batch Number	Prepared or Analyzed	Analyst	Lab
Total/NA	Analysis	Moisture		1	25703	12/06/11 11:26	CN	TAL NC

Client Sample ID: S-017324-120211-TP-196

Lab Sample ID: 240-6481-4

Date Collected: 12/02/11 08:25

Matrix: Solid

Date Received: 12/03/11 10:00

Percent Solids: 87.6

Prep Type	Batch Type	Batch Method	Run	Dilution Factor	Batch Number	Prepared or Analyzed	Analyst	Lab
Total/NA	Prep	5035			26023	12/03/11 10:25	LM	TAL NC
Total/NA	Analysis	8260B		1	26427	12/12/11 14:04	SM	TAL NC
Total/NA	Prep	3540C			25631	12/06/11 08:41	AK	TAL NC
Total/NA	Analysis	8270C		1	26185	12/09/11 19:27	JG	TAL NC
Total/NA	Prep	3540C			26000	12/08/11 08:24	AK	TAL NC
Total/NA	Analysis	8082		1	26482	12/13/11 03:32	LH	TAL NC
Total/NA	Prep	7471A			25700	12/06/11 14:00	AS	TAL NC
Total/NA	Analysis	7471A		1	25838	12/06/11 16:30	AS	TAL NC
Total/NA	Prep	3050B			25689	12/06/11 10:25	AS	TAL NC
Total/NA	Analysis	6010B		1	26136	12/08/11 17:37	KC	TAL NC
Total/NA	Analysis	Moisture		1	25703	12/06/11 11:26	CN	TAL NC

Client Sample ID: S-017324-120211-TP-197

Lab Sample ID: 240-6481-5

Date Collected: 12/02/11 08:30

Matrix: Solid

Date Received: 12/03/11 10:00

Percent Solids: 88.0

Prep Type	Batch Type	Batch Method	Run	Dilution Factor	Batch Number	Prepared or Analyzed	Analyst	Lab
Total/NA	Prep	5035			26023	12/03/11 16:45	LM	TAL NC
Total/NA	Analysis	8260B		1	26427	12/12/11 14:26	SM	TAL NC
Total/NA	Prep	3540C			25631	12/06/11 08:41	AK	TAL NC
Total/NA	Analysis	8270C		1	26416	12/12/11 16:06	JG	TAL NC
Total/NA	Prep	3540C			26000	12/08/11 08:24	AK	TAL NC
Total/NA	Analysis	8082		1	26482	12/13/11 03:47	LH	TAL NC
Total/NA	Prep	7471A			25700	12/06/11 14:00	AS	TAL NC
Total/NA	Analysis	7471A		1	25838	12/06/11 16:34	AS	TAL NC
Total/NA	Prep	3050B			25689	12/06/11 10:25	AS	TAL NC
Total/NA	Analysis	6010B		1	26136	12/08/11 17:43	KC	TAL NC
Total/NA	Analysis	Moisture		1	25703	12/06/11 11:26	CN	TAL NC

Client Sample ID: S-017324-120211-TP-198

Lab Sample ID: 240-6481-6

Date Collected: 12/02/11 09:05

Matrix: Solid

Date Received: 12/03/11 10:00

Percent Solids: 84.4

Prep Type	Batch Type	Batch Method	Run	Dilution Factor	Batch Number	Prepared or Analyzed	Analyst	Lab
Total/NA	Prep	5035			26023	12/03/11 16:45	LM	TAL NC
Total/NA	Analysis	8260B		1	26427	12/12/11 14:47	SM	TAL NC
Total/NA	Prep	3540C			25631	12/06/11 08:41	AK	TAL NC

Client Sample ID: S-017324-120211-TP-198

Lab Sample ID: 240-6481-6

Date Collected: 12/02/11 09:05
Matrix: Solid
Date Received: 12/03/11 10:00
Percent Solids: 84.4

Prep Type	Batch Type	Batch Method	Run	Dilution Factor	Batch Number	Prepared or Analyzed	Analyst	Lab
Total/NA	Analysis	8270C		1	26416	12/12/11 15:48	JG	TAL NC
Total/NA	Prep	3540C			26000	12/08/11 08:24	AK	TAL NC
Total/NA	Analysis	8082		1	26482	12/13/11 04:02	LH	TAL NC
Total/NA	Prep	7471A			25700	12/06/11 14:00	AS	TAL NC
Total/NA	Analysis	7471A		1	25838	12/06/11 16:35	AS	TAL NC
Total/NA	Prep	3050B			25689	12/06/11 10:25	AS	TAL NC
Total/NA	Analysis	6010B		1	26136	12/08/11 17:49	KC	TAL NC
Total/NA	Analysis	Moisture		1	25703	12/06/11 11:26	CN	TAL NC

Client Sample ID: S-017324-120211-TP-199

Lab Sample ID: 240-6481-7

Date Collected: 12/02/11 09:15
Matrix: Solid
Date Received: 12/03/11 10:00
Percent Solids: 86.5

Prep Type	Batch Type	Batch Method	Run	Dilution Factor	Batch Number	Prepared or Analyzed	Analyst	Lab
Total/NA	Prep	5035			26023	12/03/11 16:45	LM	TAL NC
Total/NA	Analysis	8260B		1	26190	12/09/11 14:15	SM	TAL NC
Total/NA	Prep	3540C			25847	12/07/11 10:46	BM	TAL NC
Total/NA	Analysis	8270C		1	26944	12/15/11 19:21	MU	TAL NC
Total/NA	Prep	3540C			26000	12/08/11 08:24	AK	TAL NC
Total/NA	Analysis	8082		1	26482	12/13/11 04:17	LH	TAL NC
Total/NA	Prep	7471A			25700	12/06/11 14:00	AS	TAL NC
Total/NA	Analysis	7471A		1	25838	12/06/11 16:23	AS	TAL NC
Total/NA	Prep	3050B			25689	12/06/11 10:25	AS	TAL NC
Total/NA	Analysis	6010B		1	26136	12/08/11 16:54	KC	TAL NC
Total/NA	Analysis	Moisture		1	25703	12/06/11 11:26	CN	TAL NC

Client Sample ID: S-017324-120211-TP-200

Lab Sample ID: 240-6481-8

Date Collected: 12/02/11 09:45
Matrix: Solid
Date Received: 12/03/11 10:00
Percent Solids: 83.4

Prep Type	Batch Type	Batch Method	Run	Dilution Factor	Batch Number	Prepared or Analyzed	Analyst	Lab
Total/NA	Prep	5035			26023	12/03/11 16:45	LM	TAL NC
Total/NA	Analysis	8260B		1	26427	12/12/11 15:09	SM	TAL NC
Total/NA	Prep	3540C			25631	12/06/11 08:41	AK	TAL NC
Total/NA	Analysis	8270C		1	26416	12/12/11 16:25	JG	TAL NC
Total/NA	Prep	3540C			26000	12/08/11 08:24	AK	TAL NC
Total/NA	Analysis	8082		1	26482	12/13/11 05:02	LH	TAL NC
Total/NA	Prep	7471A			25700	12/06/11 14:00	AS	TAL NC
Total/NA	Analysis	7471A		1	25838	12/06/11 16:37	AS	TAL NC
Total/NA	Prep	3050B			25689	12/06/11 10:25	AS	TAL NC
Total/NA	Analysis	6010B		1	26136	12/08/11 18:08	KC	TAL NC
Total/NA	Analysis	6010B		1	26402	12/09/11 15:50	BD	TAL NC
Total/NA	Analysis	Moisture		1	25703	12/06/11 11:26	CN	TAL NC

Client Sample ID: S-017324-120211-TP-201

Lab Sample ID: 240-6481-9

Date Collected: 12/02/11 09:55

Matrix: Solid

Date Received: 12/03/11 10:00

Percent Solids: 87.5

Prep Type	Batch Type	Batch Method	Run	Dilution Factor	Batch Number	Prepared or Analyzed	Analyst	Lab
Total/NA	Prep	5035			26023	12/03/11 16:45	LM	TAL NC
Total/NA	Analysis	8260B		1	26427	12/12/11 15:30	SM	TAL NC
Total/NA	Prep	3540C			25847	12/07/11 10:46	BM	TAL NC
Total/NA	Analysis	8270C		1	27136	12/16/11 17:16	MU	TAL NC
Total/NA	Prep	3540C			26000	12/08/11 08:24	AK	TAL NC
Total/NA	Analysis	8082		1	26482	12/13/11 05:16	LH	TAL NC
Total/NA	Prep	7471A			25700	12/06/11 14:00	AS	TAL NC
Total/NA	Analysis	7471A		1	25838	12/06/11 16:38	AS	TAL NC
Total/NA	Prep	3050B			25689	12/06/11 10:25	AS	TAL NC
Total/NA	Analysis	6010B		1	26136	12/08/11 18:14	KC	TAL NC
Total/NA	Analysis	6010B		1	26402	12/09/11 15:55	BD	TAL NC
Total/NA	Analysis	Moisture		1	25703	12/06/11 11:26	CN	TAL NC

Client Sample ID: S-017324-120211-TP-202

Lab Sample ID: 240-6481-10

Date Collected: 12/02/11 10:30

Matrix: Solid

Date Received: 12/03/11 10:00

Percent Solids: 86.4

Prep Type	Batch Type	Batch Method	Run	Dilution Factor	Batch Number	Prepared or Analyzed	Analyst	Lab
Total/NA	Prep	5035			26023	12/03/11 16:45	LM	TAL NC
Total/NA	Analysis	8260B		1	26427	12/12/11 15:51	SM	TAL NC
Total/NA	Prep	3540C			25847	12/07/11 10:46	BM	TAL NC
Total/NA	Analysis	8270C		5	27136	12/16/11 17:55	MU	TAL NC
Total/NA	Prep	3540C			26000	12/08/11 08:24	AK	TAL NC
Total/NA	Analysis	8082		1	26482	12/13/11 05:31	LH	TAL NC
Total/NA	Prep	7471A			25700	12/06/11 14:00	AS	TAL NC
Total/NA	Analysis	7471A		1	25838	12/06/11 16:39	AS	TAL NC
Total/NA	Prep	3050B			25689	12/06/11 10:25	AS	TAL NC
Total/NA	Analysis	6010B		1	26136	12/08/11 18:20	KC	TAL NC
Total/NA	Analysis	6010B		1	26402	12/09/11 16:01	BD	TAL NC
Total/NA	Analysis	Moisture		1	25703	12/06/11 11:26	CN	TAL NC

Client Sample ID: S-017324-120211-TP-203

Lab Sample ID: 240-6481-11

Date Collected: 12/02/11 10:40

Matrix: Solid

Date Received: 12/03/11 10:00

Percent Solids: 86.3

Prep Type	Batch Type	Batch Method	Run	Dilution Factor	Batch Number	Prepared or Analyzed	Analyst	Lab
Total/NA	Prep	5035			26023	12/03/11 16:45	LM	TAL NC
Total/NA	Analysis	8260B		1	26427	12/12/11 16:13	SM	TAL NC
Total/NA	Prep	3540C			25847	12/07/11 10:46	BM	TAL NC
Total/NA	Analysis	8270C		10	27330	12/19/11 18:10	MU	TAL NC
Total/NA	Prep	3540C			26000	12/08/11 08:24	AK	TAL NC
Total/NA	Analysis	8082		1	26482	12/13/11 05:46	LH	TAL NC
Total/NA	Prep	7471A			25700	12/06/11 14:00	AS	TAL NC
Total/NA	Analysis	7471A		1	25838	12/06/11 16:41	AS	TAL NC

Client Sample ID: S-017324-120211-TP-203

Lab Sample ID: 240-6481-11

Date Collected: 12/02/11 10:40

Matrix: Solid

Date Received: 12/03/11 10:00

Percent Solids: 86.3

Prep Type	Batch Type	Batch Method	Run	Dilution Factor	Batch Number	Prepared or Analyzed	Analyst	Lab
Total/NA	Prep	3050B			25689	12/06/11 10:25	AS	TAL NC
Total/NA	Analysis	6010B		1	26136	12/08/11 18:26	KC	TAL NC
Total/NA	Analysis	6010B		1	26402	12/09/11 16:07	BD	TAL NC
Total/NA	Analysis	Moisture		1	25703	12/06/11 11:26	CN	TAL NC

Client Sample ID: S-017324-120211-TP-204

Lab Sample ID: 240-6481-12

Date Collected: 12/02/11 11:10

Matrix: Solid

Date Received: 12/03/11 10:00

Percent Solids: 73.6

Prep Type	Batch Type	Batch Method	Run	Dilution Factor	Batch Number	Prepared or Analyzed	Analyst	Lab
Total/NA	Prep	5035			26023	12/03/11 16:45	LM	TAL NC
Total/NA	Analysis	8260B		1	26427	12/12/11 16:34	SM	TAL NC
Total/NA	Prep	3540C			25847	12/07/11 10:46	BM	TAL NC
Total/NA	Analysis	8270C		1	26807	12/14/11 16:51	MU	TAL NC
Total/NA	Prep	3540C			26000	12/08/11 08:24	AK	TAL NC
Total/NA	Analysis	8082		1	26482	12/13/11 06:01	LH	TAL NC
Total/NA	Prep	7471A			25700	12/06/11 14:00	AS	TAL NC
Total/NA	Analysis	7471A		1	25838	12/06/11 16:42	AS	TAL NC
Total/NA	Prep	3050B			25689	12/06/11 10:25	AS	TAL NC
Total/NA	Analysis	6010B		1	26136	12/08/11 18:32	KC	TAL NC
Total/NA	Analysis	6010B		1	26402	12/09/11 16:12	BD	TAL NC
Total/NA	Analysis	Moisture		1	25703	12/06/11 11:26	CN	TAL NC

Client Sample ID: S-017324-120211-TP-205

Lab Sample ID: 240-6481-13

Date Collected: 12/02/11 11:30

Matrix: Solid

Date Received: 12/03/11 10:00

Percent Solids: 89.5

Prep Type	Batch Type	Batch Method	Run	Dilution Factor	Batch Number	Prepared or Analyzed	Analyst	Lab
Total/NA	Prep	5035			26023	12/03/11 16:45	LM	TAL NC
Total/NA	Analysis	8260B		1	26427	12/12/11 16:56	SM	TAL NC
Total/NA	Prep	3540C			25847	12/07/11 10:46	BM	TAL NC
Total/NA	Analysis	8270C		20	26807	12/14/11 18:28	MU	TAL NC
Total/NA	Prep	3540C			26000	12/08/11 08:24	AK	TAL NC
Total/NA	Analysis	8082		1	26482	12/13/11 06:16	LH	TAL NC
Total/NA	Prep	7471A			25700	12/06/11 14:00	AS	TAL NC
Total/NA	Analysis	7471A		1	25838	12/06/11 16:43	AS	TAL NC
Total/NA	Prep	3050B			25689	12/06/11 10:25	AS	TAL NC
Total/NA	Analysis	6010B		1	26136	12/08/11 18:38	KC	TAL NC
Total/NA	Analysis	6010B		1	26402	12/09/11 16:18	BD	TAL NC
Total/NA	Analysis	Moisture		1	25703	12/06/11 11:26	CN	TAL NC

Laboratory References:

TAL NC = TestAmerica North Canton, 4101 Shuffel Street NW, North Canton, OH 44720, TEL (330)497-9396

Certification Summary

Client: Conestoga-Rovers & Associates, Inc.
Project/Site: 17324-T07, RACER Former MTM

TestAmerica Job ID: 240-6481-1

Laboratory	Authority	Program	EPA Region	Certification ID
TestAmerica North Canton	ACLASS	DoD ELAP		ADE-1437
TestAmerica North Canton	California	NELAC	9	01144CA
TestAmerica North Canton	Connecticut	State Program	1	PH-0590
TestAmerica North Canton	Florida	NELAC	4	E87225
TestAmerica North Canton	Georgia	Georgia EPD	4	N/A
TestAmerica North Canton	Illinois	NELAC	5	200004
TestAmerica North Canton	Kansas	NELAC	7	E-10336
TestAmerica North Canton	Kentucky	State Program	4	58
TestAmerica North Canton	Minnesota	NELAC	5	039-999-348
TestAmerica North Canton	Nevada	State Program	9	OH-000482008A
TestAmerica North Canton	New Jersey	NELAC	2	OH001
TestAmerica North Canton	New York	NELAC	2	10975
TestAmerica North Canton	Ohio	OVAP	5	CL0024
TestAmerica North Canton	Pennsylvania	NELAC	3	68-00340
TestAmerica North Canton	USDA	USDA		P330-11-00328
TestAmerica North Canton	Virginia	NELAC Secondary AB	3	460175
TestAmerica North Canton	West Virginia	West Virginia DEP	3	210
TestAmerica North Canton	Wisconsin	State Program	5	999518190

Accreditation may not be offered or required for all methods and analytes reported in this package. Please contact your project manager for the laboratory's current list of certified methods and analytes.

CONESTOGA-ROVERS & ASSOCIATES
6520 Corporate Drive
Indianapolis, Indiana 46278
(317) 291-7007 phone
(317) 328-2666 fax

SHIPPED TO (Laboratory Name): TA - North Canton, OH

REFERENCE NUMBER: 017324-107

PROJECT NAME: MTM

CHAIN-OF-CUSTODY RECORD

SAMPLER'S SIGNATURE: _____ **PRINTED NAME:** Tim Pranger

SEQ. No.	DATE	TIME	SAMPLE IDENTIFICATION No.	SAMPLE MATRIX	No. OF CONTAINERS	PARAMETERS: TCL VOCs	TCL SVOC	TCL PCB	TAL Metals	REMARKS
1	12/2/11		S-017324-120211-TP-193	Soil	2		X	X	X	
2			-194		2		X	X	X	
3			-195		2		X	X	X	
4			-196		2		X	X	X	
5			-197		2		X	X	X	
6			-198		2		X	X	X	
7			-199		4		X	X	X	MS/MSD
8			-200		2		X	X	X	
9			-201		2		X	X	X	
10			-202		2		X	X	X	
11			-203		2		X	X	X	
12			-204		2		X	X	X	
13	12/2/11		S-017324-120211-TP-205	Soil	6	X	X	X	X	
TOTAL NUMBER OF CONTAINERS					32					

RELINQUISHED BY: (1) _____	DATE: 12/2/11 TIME: 1430	RECEIVED BY: (2) _____	DATE: TIME:
RELINQUISHED BY: (2) _____	DATE: TIME:	RECEIVED BY: (3) _____	DATE: TIME:
RELINQUISHED BY: (3) _____	DATE: TIME:	RECEIVED BY: (4) _____	DATE: TIME:

METHOD OF SHIPMENT: FedEx **TRACKING No.** 8754 2216 6399

White -Fully Executed Copy
Yellow -Receiving Laboratory Copy
Pink -Shipper Copy
Goldenrod -Sampler Copy

SAMPLE TEAM: Tim Pranger

RECEIVED FOR LABORATORY BY: _____ DATE: 3 DEC TIME: 1000

TEST 2709 AMERICAS

400001-00(SOURCE)GN-CO007

12/21/2011

CONESTOGA-ROVERS & ASSOCIATES

6520 Corporate Drive
Indianapolis, Indiana 46278
(317) 291-7007 phone
(317) 328-2666 fax

SHIPPED TO (Laboratory Name): TA - North Canton, OH

CHAIN-OF-CUSTODY RECORD

REFERENCE NUMBER: 017324-707

PROJECT NAME: MTM

SAMPLER'S SIGNATURE: _____ **PRINTED NAME:** Tim Pranger

SEQ. No.	DATE	TIME	SAMPLE IDENTIFICATION No.	SAMPLE MATRIX	No. OF CONTAINERS	PARAMETERS: TCL VOCs	REMARKS
1	12/2/11	755	S-017324-120211-TP-193	So:1	4	X	
2		805	-194		4	X	
3		820	-195		4	X	
4		825	-196		4	X	
5		830	-197		4	X	
6		905	-198		4	X	
7		915	-199		12	X	MS/MSD
8		945	-200		4	X	
9		955	-201		4	X	
10		1030	-202		4	X	
11		1040	-203		4	X	
12	12/2/11	1110	S-017324-120211-TP-204	So:1	4	X	
TOTAL NUMBER OF CONTAINERS					56		

RELINQUISHED BY: ① _____	DATE: 12/2/11 TIME: 1430	RECEIVED BY: ② _____	DATE: TIME:
RELINQUISHED BY: ② _____	DATE: TIME:	RECEIVED BY: ③ _____	DATE: TIME:
RELINQUISHED BY: ③ _____	DATE: TIME:	RECEIVED BY: ④ _____	DATE: TIME:

METHOD OF SHIPMENT: FedEx **TRACKING No.** 8754 2216 6399

White -Fully Executed Copy
Yellow -Receiving Laboratory Copy
Pink -Shipper Copy
Goldenrod -Sampler Copy

SAMPLE TEAM: Tim Pranger

RECEIVED FOR LABORATORY BY: _____ DATE: 5 DEC 11 TIME: 1000

TEST 2708 AMERICA

400001-00(SOURCE)GN-CO007

12/21/2011

TestAmerica Cooler Receipt Form/Narrative **Lot Number:** 0481
North Canton Facility

Client CRA Project MTM By: (Signature)
Cooler Received on 3 DEC 2011 Opened on 3 DEC 2011
FedEx ☒ UPS ☐ DHL ☐ FAS ☐ Stetson ☐ Client Drop Off ☐ TestAmerica Courier ☐ Other
TestAmerica Cooler # BOX Multiple Coolers ☒ Foam Box ☐ Client Cooler ☐ Other

1. Were custody seals on the outside of the cooler(s)? Yes ☐ No ☒ Intact? Yes ☐ No ☐ NA ☒
   If YES, Quantity Quantity Unsalvageable
   Were custody seals on the outside of cooler(s) signed and dated? Yes ☐ No ☐ NA ☒
   Were custody seals on the bottle(s)? Yes ☐ No ☒
   If YES, are there any exceptions?
2. Shippers' packing slip attached to the cooler(s)? Yes ☒ No ☐
3. Did custody papers accompany the sample(s)? Yes ☒ No ☐ Relinquished by client? Yes ☒ No ☐
4. Were the custody papers signed in the appropriate place? Yes ☒ No ☐
5. Packing material used: Bubble Wrap ☒ Foam ☒ None ☐ Other PLASTIC BAG
6. Cooler temperature upon receipt BLANK °C See back of form for multiple coolers/temps ☒
   METHOD: IR ☒ Other ☐ 12/13
   COOLANT: Wet Ice ☒ Blue Ice ☐ Dry Ice ☐ Water ☐ None ☐
7. Did all bottles arrive in good condition (Unbroken)? Yes ☒ No ☐
8. Could all bottle labels be reconciled with the COC? Yes ☒ No ☐
9. Were sample(s) at the correct pH upon receipt? Yes ☐ No ☐ NA ☒
10. Were correct bottle(s) used for the test(s) indicated? Yes ☒ No ☐
11. Were air bubbles >6 mm in any VOA vials? Yes ☐ No ☐ NA ☒
12. Sufficient quantity received to perform indicated analyses? Yes ☒ No ☐
13. Was a trip blank present in the cooler(s)? Yes ☐ No ☒ Were VOAs on the COC? Yes ☒ No ☒

Contacted PM Date by via Verbal ☐ Voice Mail ☐ Other ☐
Concerning 12/13

14. CHAIN OF CUSTODY

The following discrepancies occurred:

15. SAMPLE CONDITION

Sample(s) were received after the recommended holding time had expired.
Sample(s) were received in a broken container.
Sample(s) were received with bubble >6 mm in diameter. (Notify PM)

16. SAMPLE PRESERVATION

Sample(s) were further preserved in Sample Receiving to meet recommended pH level(s). *Nitric Acid Lot# 110410-HNO_3; Sulfuric Acid Lot# 110410-H_2SO_4; Sodium Hydroxide Lot# 121809 -NaOH; Hydrochloric Acid Lot# 041911-HCl; Sodium Hydroxide and Zinc Acetate Lot#* 100108-$(CH_3COO)_2ZN/NaOH$. What time was preservative added to sample(s)?

Client ID	pH	Date	Initials

TestAmerica Cooler Receipt Form/Narrative
North Canton Facility

Client ID	pH	Date	Initials

Cooler #	Temp. °C	Method	Coolant
CLIENT	0.8 1.4	IR	WET ICE

Discrepancies Cont'd:

Login Sample Receipt Checklist

Client: Conestoga-Rovers & Associates, Inc.

Job Number: 240-6481-1

Login Number: 6481

List Source: TestAmerica North Canton

List Number: 1

Creator: Livengood, Chris

Question	Answer	Comment
Radioactivity either was not measured or, if measured, is at or below background	N/A	
The cooler's custody seal, if present, is intact.	True	
The cooler or samples do not appear to have been compromised or tampered with.	True	
Samples were received on ice.	True	
Cooler Temperature is acceptable.	True	0.8 1.4
Cooler Temperature is recorded.	True	
COC is present.	True	
COC is filled out in ink and legible.	True	
COC is filled out with all pertinent information.	True	
Is the Field Sampler's name present on COC?	True	
There are no discrepancies between the sample IDs on the containers and the COC.	True	
Samples are received within Holding Time.	True	
Sample containers have legible labels.	True	
Containers are not broken or leaking.	True	
Sample collection date/times are provided.	True	
Appropriate sample containers are used.	True	
Sample bottles are completely filled.	True	
Sample Preservation Verified.	True	
There is sufficient vol. for all requested analyses, incl. any requested MS/MSDs	True	
VOA sample vials do not have headspace or bubble is <6mm (1/4") in diameter.	True	
Multiphasic samples are not present.	True	
Samples do not require splitting or compositing.	True	
Residual Chlorine Checked.	N/A	

TestAmerica

THE LEADER IN ENVIRONMENTAL TESTING



ANALYTICAL REPORT

TestAmerica Laboratories, Inc.
TestAmerica North Canton
4101 Shuffel Street NW
North Canton, OH 44720
Tel: (330)497-9396

TestAmerica Job ID: 240-6646-1
Client Project/Site: 17324-T07, RACER Former MTM

For:
Conestoga-Rovers & Associates, Inc.
6520 Corporate Drive
Indianapolis, Indiana 46278

Attn: Mr. Michael Richardson

Denise D Heckler

Authorized for release by:
12/22/2011 6:12:09 AM

Denise Heckler
Project Manager II
denise.heckler@testamericainc.com

LINKS

Review your project results through TotalAccess

Have a Question? Ask The Expert

Visit us at: www.testamericainc.com

This report has been electronically signed and authorized by the signatory. Electronic signature is intended to be the legally binding equivalent of a traditionally handwritten signature.

Results relate only to the items tested and the sample(s) as received by the laboratory.

Table of Contents

Cover Page 1
Table of Contents 2
Definitions/Glossary 3
Case Narrative 4
Method Summary 7
Sample Summary 8
Detection Summary 9
Client Sample Results 13
Surrogate Summary 67
QC Sample Results 70
QC Association Summary 109
Lab Chronicle 113
Certification Summary 118
Chain of Custody 119
Receipt Checklists 123

Client: Conestoga-Rovers & Associates, Inc.
Project/Site: 17324-T07, RACER Former MTM

TestAmerica Job ID: 240-6646-1

Qualifiers

GC/MS VOA

Qualifier	Qualifier Description
U	Indicates the analyte was analyzed for but not detected.
B	Compound was found in the blank and sample.
J	Result is less than the RL but greater than or equal to the MDL and the concentration is an approximate value.
*	LCS or LCSD exceeds the control limits
F	MS or MSD exceeds the control limits
F	RPD of the MS and MSD exceeds the control limits
X	Surrogate is outside control limits
E	Result exceeded calibration range.

GC/MS Semi VOA

Qualifier	Qualifier Description
U	Indicates the analyte was analyzed for but not detected.
B	Compound was found in the blank and sample.
J	Result is less than the RL but greater than or equal to the MDL and the concentration is an approximate value.
F	MS or MSD exceeds the control limits
F	RPD of the MS and MSD exceeds the control limits

GC Semi VOA

Qualifier	Qualifier Description
U	Indicates the analyte was analyzed for but not detected.
J	Result is less than the RL but greater than or equal to the MDL and the concentration is an approximate value.

Metals

Qualifier	Qualifier Description
U	Indicates the analyte was analyzed for but not detected.
J	Result is less than the RL but greater than or equal to the MDL and the concentration is an approximate value.
B	Compound was found in the blank and sample.

Glossary

Abbreviation	These commonly used abbreviations may or may not be present in this report.
☼	Listed under the "D" column to designate that the result is reported on a dry weight basis
%R	Percent Recovery
CNF	Contains no Free Liquid
DL, RA, RE, IN	Indicates a Dilution, Reanalysis, Re-extraction, or additional Initial metals/anion analysis of the sample
EDL	Estimated Detection Limit
EPA	United States Environmental Protection Agency
MDL	Method Detection Limit
ML	Minimum Level (Dioxin)
ND	Not detected at the reporting limit (or MDL or EDL if shown)
PQL	Practical Quantitation Limit
QC	Quality Control
RL	Reporting Limit
RPD	Relative Percent Difference, a measure of the relative difference between two points
TEF	Toxicity Equivalent Factor (Dioxin)
TEQ	Toxicity Equivalent Quotient (Dioxin)

Job ID: 240-6646-1

Laboratory: TestAmerica North Canton

Narrative

CASE NARRATIVE

Client: Conestoga-Rovers & Associates, Inc.

Project: 17324-T07, RACER Former MTM

Report Number: 240-6646-1

With the exceptions noted as flags or footnotes, standard analytical protocols were followed in the analysis of the samples and no problems were encountered or anomalies observed. In addition all laboratory quality control samples were within established control limits, with any exceptions noted below. Each sample was analyzed to achieve the lowest possible reporting limit within the constraints of the method. In some cases, due to interference or analytes present at high concentrations, samples were diluted. For diluted samples, the reporting limits are adjusted relative to the dilution required.

TestAmerica North Canton attests to the validity of the laboratory data generated by TestAmerica facilities reported herein. All analyses performed by TestAmerica facilities were done using established laboratory SOPs that incorporate QA/QC procedures described in the application methods. TestAmerica's operations groups have reviewed the data for compliance with the laboratory QA/QC plan, and data have been found to be compliant with laboratory protocols unless otherwise noted below.

The test results in this report meet all NELAP requirements for parameters for which accreditation is required or available. Any exceptions to NELAP requirements are noted in this report. Pursuant to NELAP, this report may not be reproduced, except in full, without the written approval of the laboratory.

Calculations are performed before rounding to avoid round-off errors in calculated results.

All holding times were met and proper preservation noted for the methods performed on these samples, unless otherwise detailed in the individual sections below.

All solid sample results are reported on an "as received" basis unless otherwise indicated by the presence of a % solids value in the method header.

This laboratory report is confidential and is intended for the sole use of TestAmerica and its client.

RECEIPT

The samples were received on 12/08/2011; the samples arrived in good condition, properly preserved and on ice. The temperature of the coolers at receipt was 2.6, 2.8 and 3.1 C.

VOLATILE ORGANIC COMPOUNDS (GC-MS)

Samples GW-17324-120611-EM-001 (240-6646-1), GW-17324-120611-EM-002 (240-6646-2), GW-17324-120611-EM-003 (240-6646-3), GW-17324-120611-EM-004 (240-6646-4), GW-17324-120611-EM-005 (240-6646-5), GW-17324-120611-EM-006 (240-6646-6), GW-17324-120611-EM-007 (240-6646-7), GW-17324-120611-EM-008 (240-6646-8), GW-17324-120611-EM-009 (240-6646-9), GW-17324-120611-EM-010 (240-6646-10), GW-17324-120611-EM-011 (240-6646-11), GW-17324-120711-EM-012 (240-6646-12), GW-17324-120711-EM-013 (240-6646-13), GW-17324-120711-EM-014 (240-6646-14), GW-17324-120711-EM-015 (240-6646-15), GW-17324-120711-EM-016 (240-6646-16), GW-17324-120711-EM-017 (240-6646-17), GW-17324-120711-EM-018 (240-6646-18), GW-17324-120711-EM-019 (240-6646-19), GW-17324-120711-EM-020 (240-6646-20), GW-17324-120711-EM-021 (240-6646-21), GW-17324-120711-EM-022 (240-6646-22), GW-17324-120711-EM-023 (240-6646-23), GW-17324-120711-EM-024 (240-6646-24), GW-17324-120711-EM-025 (240-6646-25) and TB-17324-120711-EM (240-6646-26) were analyzed for volatile organic compounds (GC-MS) in accordance with EPA SW-846 Method 8260B. The samples were analyzed on 12/13/2011, 12/14/2011, 12/15/2011, 12/16/2011 and 12/17/2011.

Acetone was detected in method blank MB 240-26658/5 at a level that was above the method detection limit but below the reporting limit. The value should be considered an estimate, and has been flagged "J". If the associated sample reported a result above the MDL and/or

Job ID: 240-6646-1 (Continued)

Laboratory: TestAmerica North Canton (Continued)

RL, the result has been “B” flagged. Acetone was detected in method blank MB 240-26736/5 at a level that was above the method detection limit but below the reporting limit. The value should be considered an estimate, and has been flagged “J”. If the associated sample reported a result above the MDL and/or RL, the result has been “B” flagged. Acetone was detected in method blank MB 240-26832/5 at a level exceeding the reporting limit. If the associated sample reported a result above the MDL and/or RL, the result has been “B” flagged. Acetone was detected in method blank MB 240-26905/5 at a level exceeding the reporting limit. If the associated sample reported a result above the MDL and/or RL, the result has been “B” flagged. Methylene Chloride was detected in method blank MB 240-27269/5 at a level that was above the method detection limit but below the reporting limit. The value should be considered an estimate, and has been flagged “J”. If the associated sample reported a result above the MDL and/or RL, the result has been “B” flagged. Methylene Chloride was detected in method blank MB 240-27278/5 at a level that was above the method detection limit but below the reporting limit. The value should be considered an estimate, and has been flagged “J”. If the associated sample reported a result above the MDL and/or RL, the result has been “B” flagged.

Dibromofluoromethane (Surr) failed the surrogate recovery criteria high for GW-17324-120711-EM-016MSD (240-6646-16MSD).

1,1,2,2-Tetrachloroethane failed the recovery criteria high for LCS 240-27185/4.

Several analytes failed the recovery criteria high for the MSD of sample GW-17324-120711-EM-016MSD (240-6646-16) in batch 240-27022. Several analytes exceeded the rpd limit.

2-Butanone (MEK) failed the recovery criteria low for the MS/MSD of sample GW-17324-120611-EM-002 (240-6646-2) in batch 240-26832.

Tetrachloroethene failed the recovery criteria low for the MS/MSD of sample GW-17324-120611-EM-008 (240-6646-8) in batch 240-27278.

Samples GW-17324-120611-EM-005 (240-6646-5)[40X], GW-17324-120611-EM-007 (240-6646-7)[83.33X], GW-17324-120611-EM-008 (240-6646-8)[10X], GW-17324-120611-EM-009 (240-6646-9)[2X], GW-17324-120611-EM-010 (240-6646-10)[8X], GW-17324-120611-EM-011 (240-6646-11)[1.25X], GW-17324-120711-EM-015 (240-6646-15)[1.67X], GW-17324-120711-EM-017 (240-6646-17)[4X], GW-17324-120711-EM-019 (240-6646-19)[28.57X] and GW-17324-120711-EM-025 (240-6646-25)[12.5X] required dilution prior to analysis. The reporting limits have been adjusted accordingly.

No other difficulties were encountered during the VOCs analyses.

All other quality control parameters were within the acceptance limits.

SEMIVOLATILE ORGANIC COMPOUNDS (GC-MS)

Sample GW-17324-120711-EM-016 (240-6646-16) was analyzed for semivolatile organic compounds (GC-MS) in accordance with EPA SW-846 Method 8270C. The samples were prepared on 12/14/2011 and analyzed on 12/19/2011.

Bis(2-ethylhexyl) phthalate was detected in method blank MB 240-26777/1-A at a level that was above the method detection limit but below the reporting limit. The value should be considered an estimate, and has been flagged “J”. If the associated sample reported a result above the MDL and/or RL, the result has been “B” flagged.

3,3'-Dichlorobenzidine failed the recovery criteria low for the MS of sample GW-17324-120711-EM-016MS (240-6646-16) in batch 240-27380.

3,3'-Dichlorobenzidine and Bis(2-ethylhexyl) phthalate failed the recovery criteria low for the MSD of sample GW-17324-120711-EM-016MSD (240-6646-16) in batch 240-27380. Several analytes exceeded the rpd limit.

No other difficulties were encountered during the SVOC analysis.

All other quality control parameters were within the acceptance limits.

POLYCHLORINATED BIPHENYLS (PCBS)

Samples GW-17324-120711-EM-012 (240-6646-12), GW-17324-120711-EM-013 (240-6646-13), GW-17324-120711-EM-016 (240-6646-16), GW-17324-120711-EM-020 (240-6646-20), GW-17324-120711-EM-021 (240-6646-21) and GW-17324-120711-EM-024 (240-6646-24) were analyzed for polychlorinated biphenyls (PCBs) in accordance with EPA SW-846 Method 8082. The samples were

Job ID: 240-6646-1 (Continued)

Laboratory: TestAmerica North Canton (Continued)

prepared on 12/13/2011 and analyzed on 12/16/2011.

The following sample required a tetrabutylammonium sulfite (TBA) clean-up to reduce matrix interferences caused by sulfur: GW-17324-120611-EM-004 (240-6646-4).

No difficulties were encountered during the PCBs analyses.

All quality control parameters were within the acceptance limits.

POLYCHLORINATED BIPHENYLS (PCBS)

Samples GW-17324-120611-EM-001 (240-6646-1) and GW-17324-120611-EM-004 (240-6646-4) were analyzed for polychlorinated biphenyls (PCBs) in accordance with EPA SW-846 Method 8082. The samples were prepared on 12/10/2011 and analyzed on 12/13/2011 and 12/15/2011.

No difficulties were encountered during the PCBs analyses.

All quality control parameters were within the acceptance limits.

TOTAL RECOVERABLE METALS (ICP)

Sample GW-17324-120711-EM-016 (240-6646-16) was analyzed for total recoverable metals (ICP) in accordance with EPA SW-846 Method 6010B. The samples were prepared on 12/13/2011 and analyzed on 12/14/2011.

Several analytes were detected in method blank MB 240-26558/1-A at levels that were above the method detection limit but below the reporting limit. The values should be considered estimates, and have been flagged “J”. If the associated sample reported a result above the MDL and/or RL, the result has been “B” flagged.

No other difficulties were encountered during the metals analysis.

All other quality control parameters were within the acceptance limits.

TOTAL MERCURY

Sample GW-17324-120711-EM-016 (240-6646-16) was analyzed for total mercury in accordance with EPA SW-846 Methods 7470A. The samples were prepared on 12/15/2011 and analyzed on 12/16/2011.

No difficulties were encountered during the mercury analysis.

All quality control parameters were within the acceptance limits.

Method Summary

Client: Conestoga-Rovers & Associates, Inc.
Project/Site: 17324-T07, RACER Former MTM

TestAmerica Job ID: 240-6646-1

Method	Method Description	Protocol	Laboratory
8260B	Volatile Organic Compounds (GC/MS)	SW846	TAL NC
8270C	Semivolatile Organic Compounds (GC/MS)	SW846	TAL NC
8082	Polychlorinated Biphenyls (PCBs) by Gas Chromatography	SW846	TAL NC
6010B	Metals (ICP)	SW846	TAL NC
7470A	Mercury (CVAA)	SW846	TAL NC

Protocol References:

SW846 = "Test Methods For Evaluating Solid Waste, Physical/Chemical Methods", Third Edition, November 1986 And Its Updates.

Laboratory References:

TAL NC = TestAmerica North Canton, 4101 Shuffel Street NW, North Canton, OH 44720, TEL (330)497-9396

Sample Summary

Client: Conestoga-Rovers & Associates, Inc.
Project/Site: 17324-T07, RACER Former MTM

TestAmerica Job ID: 240-6646-1

Lab Sample ID	Client Sample ID	Matrix	Collected	Received
240-6646-1	GW-17324-120611-EM-001	Water	12/06/11 09:50	12/08/11 09:45
240-6646-2	GW-17324-120611-EM-002	Water	12/06/11 11:05	12/08/11 09:45
240-6646-3	GW-17324-120611-EM-003	Water	12/06/11 12:55	12/08/11 09:45
240-6646-4	GW-17324-120611-EM-004	Water	12/06/11 13:40	12/08/11 09:45
240-6646-5	GW-17324-120611-EM-005	Water	12/06/11 14:55	12/08/11 09:45
240-6646-6	GW-17324-120611-EM-006	Water	12/06/11 09:40	12/08/11 09:45
240-6646-7	GW-17324-120611-EM-007	Water	12/06/11 11:10	12/08/11 09:45
240-6646-8	GW-17324-120611-EM-008	Water	12/06/11 12:45	12/08/11 09:45
240-6646-9	GW-17324-120611-EM-009	Water	12/06/11 15:05	12/08/11 09:45
240-6646-10	GW-17324-120611-EM-010	Water	12/06/11 16:20	12/08/11 09:45
240-6646-11	GW-17324-120611-EM-011	Water	12/06/11 16:30	12/08/11 09:45
240-6646-12	GW-17324-120711-EM-012	Water	12/07/11 09:45	12/08/11 09:45
240-6646-13	GW-17324-120711-EM-013	Water	12/07/11 10:00	12/08/11 09:45
240-6646-14	GW-17324-120711-EM-014	Water	12/07/11 11:20	12/08/11 09:45
240-6646-15	GW-17324-120711-EM-015	Water	12/07/11 12:25	12/08/11 09:45
240-6646-16	GW-17324-120711-EM-016	Water	12/07/11 14:50	12/08/11 09:45
240-6646-17	GW-17324-120711-EM-017	Water	12/07/11 09:40	12/08/11 09:45
240-6646-18	GW-17324-120711-EM-018	Water	12/07/11 10:50	12/08/11 09:45
240-6646-19	GW-17324-120711-EM-019	Water	12/07/11 12:25	12/08/11 09:45
240-6646-20	GW-17324-120711-EM-020	Water	12/07/11 14:15	12/08/11 09:45
240-6646-21	GW-17324-120711-EM-021	Water	12/07/11 14:50	12/08/11 09:45
240-6646-22	GW-17324-120711-EM-022	Water	12/07/11 15:40	12/08/11 09:45
240-6646-23	GW-17324-120711-EM-023	Water	12/07/11 16:40	12/08/11 09:45
240-6646-24	GW-17324-120711-EM-024	Water	12/07/11 17:20	12/08/11 09:45
240-6646-25	GW-17324-120711-EM-025	Water	12/07/11 17:35	12/08/11 09:45
240-6646-26	TB-17324-120711-EM	Water	12/07/11 00:00	12/08/11 09:45

Detection Summary

Client: Conestoga-Rovers & Associates, Inc.
Project/Site: 17324-T07, RACER Former MTM

TestAmerica Job ID: 240-6646-1

Client Sample ID: GW-17324-120611-EM-001 — Lab Sample ID: 240-6646-1

Analyte	Result	Qualifier	RL	MDL	Unit	Dil Fac	D	Method	Prep Type
Acetone	1.4	J B	10	1.1	ug/L	1		8260B	Total/NA
Trichloroethene	0.83	J	1.0	0.17	ug/L	1		8260B	Total/NA
Dichlorodifluoromethane	0.33	J	1.0	0.31	ug/L	1		8260B	Total/NA

Client Sample ID: GW-17324-120611-EM-002 — Lab Sample ID: 240-6646-2

Analyte	Result	Qualifier	RL	MDL	Unit	Dil Fac	D	Method	Prep Type
Acetone	1.4	J B	10	1.1	ug/L	1		8260B	Total/NA
1,1-Dichloroethane	2.1		1.0	0.15	ug/L	1		8260B	Total/NA
Trichloroethene	4.8		1.0	0.17	ug/L	1		8260B	Total/NA
Vinyl chloride	1.4		1.0	0.22	ug/L	1		8260B	Total/NA
cis-1,2-Dichloroethene	31		1.0	0.17	ug/L	1		8260B	Total/NA
trans-1,2-Dichloroethene	9.4		1.0	0.19	ug/L	1		8260B	Total/NA

Client Sample ID: GW-17324-120611-EM-003 — Lab Sample ID: 240-6646-3

No Detections

Client Sample ID: GW-17324-120611-EM-004 — Lab Sample ID: 240-6646-4

Analyte	Result	Qualifier	RL	MDL	Unit	Dil Fac	D	Method	Prep Type
Acetone	1.4	J B	10	1.1	ug/L	1		8260B	Total/NA
1,1-Dichloroethane	2.0		1.0	0.15	ug/L	1		8260B	Total/NA
Trichloroethene	0.44	J	1.0	0.17	ug/L	1		8260B	Total/NA
Vinyl chloride	5.2		1.0	0.22	ug/L	1		8260B	Total/NA
cis-1,2-Dichloroethene	10		1.0	0.17	ug/L	1		8260B	Total/NA

Client Sample ID: GW-17324-120611-EM-005 — Lab Sample ID: 240-6646-5

Analyte	Result	Qualifier	RL	MDL	Unit	Dil Fac	D	Method	Prep Type
Acetone	50	J B	400	44	ug/L	40		8260B	Total/NA
Trichloroethene	330		40	6.8	ug/L	40		8260B	Total/NA
cis-1,2-Dichloroethene	760		40	6.8	ug/L	40		8260B	Total/NA
trans-1,2-Dichloroethene	190		40	7.6	ug/L	40		8260B	Total/NA

Client Sample ID: GW-17324-120611-EM-006 — Lab Sample ID: 240-6646-6

No Detections

Client Sample ID: GW-17324-120611-EM-007 — Lab Sample ID: 240-6646-7

Analyte	Result	Qualifier	RL	MDL	Unit	Dil Fac	D	Method	Prep Type
Methylene Chloride	57	J B	83	27	ug/L	83.333		8260B	Total/NA
Tetrachloroethene	2000		83	24	ug/L	83.333		8260B	Total/NA

Client Sample ID: GW-17324-120611-EM-008 — Lab Sample ID: 240-6646-8

Analyte	Result	Qualifier	RL	MDL	Unit	Dil Fac	D	Method	Prep Type
Methylene Chloride	7.6	J B	10	3.3	ug/L	10		8260B	Total/NA
Tetrachloroethene	240		10	2.9	ug/L	10		8260B	Total/NA
Trichloroethene	17		10	1.7	ug/L	10		8260B	Total/NA
cis-1,2-Dichloroethene	20		10	1.7	ug/L	10		8260B	Total/NA

Client Sample ID: GW-17324-120611-EM-009 — Lab Sample ID: 240-6646-9

Analyte	Result	Qualifier	RL	MDL	Unit	Dil Fac	D	Method	Prep Type
Methylene Chloride	0.68	J B	2.0	0.66	ug/L	2		8260B	Total/NA
Tetrachloroethene	53		2.0	0.58	ug/L	2		8260B	Total/NA
Trichloroethene	0.46	J	2.0	0.34	ug/L	2		8260B	Total/NA
Vinyl chloride	1.1	J	2.0	0.44	ug/L	2		8260B	Total/NA

Client Sample ID: GW-17324-120611-EM-010 — Lab Sample ID: 240-6646-10

Analyte	Result	Qualifier	RL	MDL	Unit	Dil Fac	D	Method	Prep Type
Methylene Chloride	4.2	J B	8.0	2.6	ug/L	8		8260B	Total/NA
Trichloroethene	220		8.0	1.4	ug/L	8		8260B	Total/NA
Vinyl chloride	3.4	J	8.0	1.8	ug/L	8		8260B	Total/NA
cis-1,2-Dichloroethene	79		8.0	1.4	ug/L	8		8260B	Total/NA
trans-1,2-Dichloroethene	13		8.0	1.5	ug/L	8		8260B	Total/NA

Client Sample ID: GW-17324-120611-EM-011 — Lab Sample ID: 240-6646-11

Analyte	Result	Qualifier	RL	MDL	Unit	Dil Fac	D	Method	Prep Type
Chloroform	0.49	J	1.3	0.20	ug/L	1.25		8260B	Total/NA
Methylene Chloride	0.48	J B	1.3	0.41	ug/L	1.25		8260B	Total/NA
Tetrachloroethene	35		1.3	0.36	ug/L	1.25		8260B	Total/NA
Trichloroethene	0.88	J	1.3	0.21	ug/L	1.25		8260B	Total/NA
Dichlorodifluoromethane	0.53	J	1.3	0.39	ug/L	1.25		8260B	Total/NA

Client Sample ID: GW-17324-120711-EM-012 — Lab Sample ID: 240-6646-12

Analyte	Result	Qualifier	RL	MDL	Unit	Dil Fac	D	Method	Prep Type
Benzene	1.3		1.0	0.13	ug/L	1		8260B	Total/NA
Chloroethane	0.63	J	1.0	0.29	ug/L	1		8260B	Total/NA
1,1-Dichloroethane	1.1		1.0	0.15	ug/L	1		8260B	Total/NA
Tetrachloroethene	0.95	J	1.0	0.29	ug/L	1		8260B	Total/NA
Trichloroethene	0.34	J	1.0	0.17	ug/L	1		8260B	Total/NA
cis-1,2-Dichloroethene	1.4		1.0	0.17	ug/L	1		8260B	Total/NA
Isopropylbenzene	0.16	J	1.0	0.13	ug/L	1		8260B	Total/NA

Client Sample ID: GW-17324-120711-EM-013 — Lab Sample ID: 240-6646-13

Analyte	Result	Qualifier	RL	MDL	Unit	Dil Fac	D	Method	Prep Type
Acetone	13		10	1.1	ug/L	1		8260B	Total/NA
Benzene	1.4		1.0	0.13	ug/L	1		8260B	Total/NA
Chloroethane	0.90	J	1.0	0.29	ug/L	1		8260B	Total/NA
1,1-Dichloroethane	1.3		1.0	0.15	ug/L	1		8260B	Total/NA
Tetrachloroethene	0.90	J	1.0	0.29	ug/L	1		8260B	Total/NA
Trichloroethene	0.38	J	1.0	0.17	ug/L	1		8260B	Total/NA
Vinyl chloride	0.67	J	1.0	0.22	ug/L	1		8260B	Total/NA
Cyclohexane	4.5		1.0	0.12	ug/L	1		8260B	Total/NA
cis-1,2-Dichloroethene	1.6		1.0	0.17	ug/L	1		8260B	Total/NA
Isopropylbenzene	0.16	J	1.0	0.13	ug/L	1		8260B	Total/NA
Aroclor-1248	0.099	J	0.49	0.097	ug/L	1		8082	Total/NA

Client Sample ID: GW-17324-120711-EM-014 — Lab Sample ID: 240-6646-14

Analyte	Result	Qualifier	RL	MDL	Unit	Dil Fac	D	Method	Prep Type
1,1-Dichloroethane	0.48	J	1.0	0.15	ug/L	1		8260B	Total/NA
Tetrachloroethene	0.48	J	1.0	0.29	ug/L	1		8260B	Total/NA

Client Sample ID: GW-17324-120711-EM-014 (Continued) — Lab Sample ID: 240-6646-14

Analyte	Result	Qualifier	RL	MDL	Unit	Dil Fac	D	Method	Prep Type
cis-1,2-Dichloroethene	0.60	J	1.0	0.17	ug/L	1		8260B	Total/NA

Client Sample ID: GW-17324-120711-EM-015 — Lab Sample ID: 240-6646-15

Analyte	Result	Qualifier	RL	MDL	Unit	Dil Fac	D	Method	Prep Type
Chloroethane	17		1.7	0.48	ug/L	1.67		8260B	Total/NA
1,1-Dichloroethane	35		1.7	0.25	ug/L	1.67		8260B	Total/NA
Tetrachloroethene	0.75	J	1.7	0.48	ug/L	1.67		8260B	Total/NA
Vinyl chloride	6.3		1.7	0.37	ug/L	1.67		8260B	Total/NA
1,1,1-Trichloroethane	1.5	J	1.7	0.37	ug/L	1.67		8260B	Total/NA

Client Sample ID: GW-17324-120711-EM-016 — Lab Sample ID: 240-6646-16

Analyte	Result	Qualifier	RL	MDL	Unit	Dil Fac	D	Method	Prep Type
Carbon tetrachloride	0.53	J	1.0	0.13	ug/L	1		8260B	Total/NA
Chloroform	0.22	J	1.0	0.16	ug/L	1		8260B	Total/NA
Tetrachloroethene	0.49	J	1.0	0.29	ug/L	1		8260B	Total/NA
Trichloroethene	2.2		1.0	0.17	ug/L	1		8260B	Total/NA
1,1,1-Trichloroethane	0.45	J	1.0	0.22	ug/L	1		8260B	Total/NA
Bis(2-ethylhexyl) phthalate	1.0	J B	1.9	0.78	ug/L	1		8270C	Total/NA
Antimony	6.8	J	10	1.8	ug/L	1		6010B	Total Recovera
Barium	74	J B	200	0.67	ug/L	1		6010B	Total Recovera
Calcium	160000	B	5000	130	ug/L	1		6010B	Total Recovera
Iron	200		100	81	ug/L	1		6010B	Total Recovera
Potassium	3400	J B	5000	72	ug/L	1		6010B	Total Recovera
Magnesium	49000	B	5000	34	ug/L	1		6010B	Total Recovera
Manganese	11	J	15	0.41	ug/L	1		6010B	Total Recovera
Sodium	34000		5000	590	ug/L	1		6010B	Total Recovera
Nickel	5.3	J	40	3.2	ug/L	1		6010B	Total Recovera
Zinc	11	J B	50	5.0	ug/L	1		6010B	Total Recovera

Client Sample ID: GW-17324-120711-EM-017 — Lab Sample ID: 240-6646-17

Analyte	Result	Qualifier	RL	MDL	Unit	Dil Fac	D	Method	Prep Type
Methylene Chloride	1.3	J	4.0	1.3	ug/L	4		8260B	Total/NA
Trichloroethene	83		4.0	0.68	ug/L	4		8260B	Total/NA
cis-1,2-Dichloroethene	35		4.0	0.68	ug/L	4		8260B	Total/NA
trans-1,2-Dichloroethene	64		4.0	0.76	ug/L	4		8260B	Total/NA

Client Sample ID: GW-17324-120711-EM-018 — Lab Sample ID: 240-6646-18

Analyte	Result	Qualifier	RL	MDL	Unit	Dil Fac	D	Method	Prep Type
Trichloroethene	0.83	J	1.0	0.17	ug/L	1		8260B	Total/NA
cis-1,2-Dichloroethene	1.4		1.0	0.17	ug/L	1		8260B	Total/NA
trans-1,2-Dichloroethene	0.41	J	1.0	0.19	ug/L	1		8260B	Total/NA

Client Sample ID: GW-17324-120711-EM-019 — Lab Sample ID: 240-6646-19

Analyte	Result	Qualifier	RL	MDL	Unit	Dil Fac	D	Method	Prep Type
Methylene Chloride	33		29	9.4	ug/L	28.57		8260B	Total/NA
Trichloroethene	320		29	4.9	ug/L	28.57		8260B	Total/NA
cis-1,2-Dichloroethene	550		29	4.9	ug/L	28.57		8260B	Total/NA
trans-1,2-Dichloroethene	270		29	5.4	ug/L	28.57		8260B	Total/NA

Detection Summary

Client: Conestoga-Rovers & Associates, Inc.
Project/Site: 17324-T07, RACER Former MTM

TestAmerica Job ID: 240-6646-1

Client Sample ID: GW-17324-120711-EM-020 — Lab Sample ID: 240-6646-20

Analyte	Result	Qualifier	RL	MDL	Unit	Dil Fac	D	Method	Prep Type
Acetone	1.3	J B	10	1.1	ug/L	1		8260B	Total/NA
Benzene	0.45	J	1.0	0.13	ug/L	1		8260B	Total/NA
Toluene	0.27	J	1.0	0.13	ug/L	1		8260B	Total/NA
Trichloroethene	0.44	J	1.0	0.17	ug/L	1		8260B	Total/NA

Client Sample ID: GW-17324-120711-EM-021 — Lab Sample ID: 240-6646-21

Analyte	Result	Qualifier	RL	MDL	Unit	Dil Fac	D	Method	Prep Type
Acetone	3.4	J B	10	1.1	ug/L	1		8260B	Total/NA
Benzene	0.41	J	1.0	0.13	ug/L	1		8260B	Total/NA
Toluene	0.24	J	1.0	0.13	ug/L	1		8260B	Total/NA
Trichloroethene	0.42	J	1.0	0.17	ug/L	1		8260B	Total/NA

Client Sample ID: GW-17324-120711-EM-022 — Lab Sample ID: 240-6646-22

Analyte	Result	Qualifier	RL	MDL	Unit	Dil Fac	D	Method	Prep Type
Benzene	0.38	J	1.0	0.13	ug/L	1		8260B	Total/NA
1,1-Dichloroethane	1.4		1.0	0.15	ug/L	1		8260B	Total/NA
Toluene	0.26	J	1.0	0.13	ug/L	1		8260B	Total/NA
Trichloroethene	0.48	J	1.0	0.17	ug/L	1		8260B	Total/NA

Client Sample ID: GW-17324-120711-EM-023 — Lab Sample ID: 240-6646-23

Analyte	Result	Qualifier	RL	MDL	Unit	Dil Fac	D	Method	Prep Type
Benzene	0.25	J	1.0	0.13	ug/L	1		8260B	Total/NA
Toluene	0.18	J	1.0	0.13	ug/L	1		8260B	Total/NA

Client Sample ID: GW-17324-120711-EM-024 — Lab Sample ID: 240-6646-24

Analyte	Result	Qualifier	RL	MDL	Unit	Dil Fac	D	Method	Prep Type
Acetone	2.1	J B	10	1.1	ug/L	1		8260B	Total/NA
Tetrachloroethene	0.53	J	1.0	0.29	ug/L	1		8260B	Total/NA

Client Sample ID: GW-17324-120711-EM-025 — Lab Sample ID: 240-6646-25

Analyte	Result	Qualifier	RL	MDL	Unit	Dil Fac	D	Method	Prep Type
Acetone	29	J B	130	14	ug/L	12.5		8260B	Total/NA
Trichloroethene	260		13	2.1	ug/L	12.5		8260B	Total/NA
cis-1,2-Dichloroethene	12	J	13	2.1	ug/L	12.5		8260B	Total/NA

Client Sample ID: TB-17324-120711-EM — Lab Sample ID: 240-6646-26

Analyte	Result	Qualifier	RL	MDL	Unit	Dil Fac	D	Method	Prep Type
Acetone	5.5	J B	10	1.1	ug/L	1		8260B	Total/NA

Client: Conestoga-Rovers & Associates, Inc.
Project/Site: 17324-T07, RACER Former MTM

TestAmerica Job ID: 240-6646-1

Client Sample ID: GW-17324-120611-EM-001
Date Collected: 12/06/11 09:50
Date Received: 12/08/11 09:45

Lab Sample ID: 240-6646-1
Matrix: Water

Method: 8260B - Volatile Organic Compounds (GC/MS)

Analyte	Result	Qualifier	RL	MDL	Unit	D	Prepared	Analyzed	Dil Fac
Acetone	**1.4**	**J B**	10	1.1	ug/L			12/13/11 20:13	1
Benzene	1.0	U	1.0	0.13	ug/L			12/13/11 20:13	1
Dichlorobromomethane	1.0	U	1.0	0.15	ug/L			12/13/11 20:13	1
Bromoform	1.0	U	1.0	0.64	ug/L			12/13/11 20:13	1
Bromomethane	1.0	U	1.0	0.41	ug/L			12/13/11 20:13	1
2-Butanone (MEK)	10	U	10	0.57	ug/L			12/13/11 20:13	1
Carbon disulfide	1.0	U	1.0	0.13	ug/L			12/13/11 20:13	1
Carbon tetrachloride	1.0	U	1.0	0.13	ug/L			12/13/11 20:13	1
Chlorobenzene	1.0	U	1.0	0.15	ug/L			12/13/11 20:13	1
Chloroethane	1.0	U	1.0	0.29	ug/L			12/13/11 20:13	1
Chloroform	1.0	U	1.0	0.16	ug/L			12/13/11 20:13	1
Chloromethane	1.0	U	1.0	0.30	ug/L			12/13/11 20:13	1
1,1-Dichloroethane	1.0	U	1.0	0.15	ug/L			12/13/11 20:13	1
1,2-Dichloroethane	1.0	U	1.0	0.22	ug/L			12/13/11 20:13	1
1,1-Dichloroethene	1.0	U	1.0	0.19	ug/L			12/13/11 20:13	1
1,2-Dichloropropane	1.0	U	1.0	0.18	ug/L			12/13/11 20:13	1
cis-1,3-Dichloropropene	1.0	U	1.0	0.14	ug/L			12/13/11 20:13	1
trans-1,3-Dichloropropene	1.0	U	1.0	0.19	ug/L			12/13/11 20:13	1
Ethylbenzene	1.0	U	1.0	0.17	ug/L			12/13/11 20:13	1
2-Hexanone	10	U	10	0.41	ug/L			12/13/11 20:13	1
Methylene Chloride	1.0	U	1.0	0.33	ug/L			12/13/11 20:13	1
4-Methyl-2-pentanone (MIBK)	10	U	10	0.32	ug/L			12/13/11 20:13	1
Styrene	1.0	U	1.0	0.11	ug/L			12/13/11 20:13	1
1,1,2,2-Tetrachloroethane	1.0	U	1.0	0.18	ug/L			12/13/11 20:13	1
Tetrachloroethene	1.0	U	1.0	0.29	ug/L			12/13/11 20:13	1
Toluene	1.0	U	1.0	0.13	ug/L			12/13/11 20:13	1
Trichloroethene	**0.83**	**J**	1.0	0.17	ug/L			12/13/11 20:13	1
Vinyl chloride	1.0	U	1.0	0.22	ug/L			12/13/11 20:13	1
Xylenes, Total	2.0	U	2.0	0.28	ug/L			12/13/11 20:13	1
1,1,1-Trichloroethane	1.0	U	1.0	0.22	ug/L			12/13/11 20:13	1
1,1,2-Trichloroethane	1.0	U	1.0	0.27	ug/L			12/13/11 20:13	1
Cyclohexane	1.0	U	1.0	0.12	ug/L			12/13/11 20:13	1
1,2-Dibromo-3-Chloropropane	2.0	U	2.0	0.67	ug/L			12/13/11 20:13	1
Ethylene Dibromide	1.0	U	1.0	0.24	ug/L			12/13/11 20:13	1
Dichlorodifluoromethane	**0.33**	**J**	1.0	0.31	ug/L			12/13/11 20:13	1
cis-1,2-Dichloroethene	1.0	U	1.0	0.17	ug/L			12/13/11 20:13	1
trans-1,2-Dichloroethene	1.0	U	1.0	0.19	ug/L			12/13/11 20:13	1
Isopropylbenzene	1.0	U	1.0	0.13	ug/L			12/13/11 20:13	1
Methyl acetate	10	U	10	0.38	ug/L			12/13/11 20:13	1
Methyl tert-butyl ether	5.0	U	5.0	0.17	ug/L			12/13/11 20:13	1
1,1,2-Trichloro-1,2,2-trifluoroethane	1.0	U	1.0	0.28	ug/L			12/13/11 20:13	1
1,2,4-Trichlorobenzene	1.0	U	1.0	0.15	ug/L			12/13/11 20:13	1
1,2-Dichlorobenzene	1.0	U	1.0	0.13	ug/L			12/13/11 20:13	1
1,3-Dichlorobenzene	1.0	U	1.0	0.14	ug/L			12/13/11 20:13	1
1,4-Dichlorobenzene	1.0	U	1.0	0.13	ug/L			12/13/11 20:13	1
Trichlorofluoromethane	1.0	U	1.0	0.21	ug/L			12/13/11 20:13	1
Chlorodibromomethane	1.0	U	1.0	0.18	ug/L			12/13/11 20:13	1
Methylcyclohexane	1.0	U	1.0	0.13	ug/L			12/13/11 20:13	1

Client: Conestoga-Rovers & Associates, Inc.
Project/Site: 17324-T07, RACER Former MTM

TestAmerica Job ID: 240-6646-1

Client Sample ID: GW-17324-120611-EM-001
Date Collected: 12/06/11 09:50
Date Received: 12/08/11 09:45

Lab Sample ID: 240-6646-1
Matrix: Water

Surrogate	*%Recovery*	*Qualifier*	*Limits*	*Prepared*	*Analyzed*	*Dil Fac*
1,2-Dichloroethane-d4 (Surr)	*96*		*63 - 129*		*12/13/11 20:13*	*1*
4-Bromofluorobenzene (Surr)	*88*		*66 - 117*		*12/13/11 20:13*	*1*
Toluene-d8 (Surr)	*93*		*74 - 115*		*12/13/11 20:13*	*1*
Dibromofluoromethane (Surr)	*99*		*75 - 121*		*12/13/11 20:13*	*1*

Method: 8082 - Polychlorinated Biphenyls (PCBs) by Gas Chromatography

Analyte	Result	Qualifier	RL	MDL	Unit	D	Prepared	Analyzed	Dil Fac
Aroclor-1016	0.48	U	0.48	0.16	ug/L		12/10/11 08:43	12/13/11 13:07	1
Aroclor-1221	0.48	U	0.48	0.12	ug/L		12/10/11 08:43	12/13/11 13:07	1
Aroclor-1232	0.48	U	0.48	0.15	ug/L		12/10/11 08:43	12/13/11 13:07	1
Aroclor-1242	0.48	U	0.48	0.21	ug/L		12/10/11 08:43	12/13/11 13:07	1
Aroclor-1248	0.48	U	0.48	0.095	ug/L		12/10/11 08:43	12/13/11 13:07	1
Aroclor-1254	0.48	U	0.48	0.15	ug/L		12/10/11 08:43	12/13/11 13:07	1
Aroclor-1260	0.48	U	0.48	0.16	ug/L		12/10/11 08:43	12/13/11 13:07	1

Surrogate	*%Recovery*	*Qualifier*	*Limits*	*Prepared*	*Analyzed*	*Dil Fac*
Tetrachloro-m-xylene	*84*		*23 - 136*	*12/10/11 08:43*	*12/13/11 13:07*	*1*
DCB Decachlorobiphenyl	*52*		*10 - 130*	*12/10/11 08:43*	*12/13/11 13:07*	*1*

Client: Conestoga-Rovers & Associates, Inc.
Project/Site: 17324-T07, RACER Former MTM

TestAmerica Job ID: 240-6646-1

Client Sample ID: GW-17324-120611-EM-002
Date Collected: 12/06/11 11:05
Date Received: 12/08/11 09:45

Lab Sample ID: 240-6646-2
Matrix: Water

Method: 8260B - Volatile Organic Compounds (GC/MS)

Analyte	Result	Qualifier	RL	MDL	Unit	D	Prepared	Analyzed	Dil Fac
Acetone	**1.4**	**J B**	10	1.1	ug/L			12/14/11 20:14	1
Benzene	1.0	U	1.0	0.13	ug/L			12/14/11 20:14	1
Dichlorobromomethane	1.0	U	1.0	0.15	ug/L			12/14/11 20:14	1
Bromoform	1.0	U	1.0	0.64	ug/L			12/14/11 20:14	1
Bromomethane	1.0	U	1.0	0.41	ug/L			12/14/11 20:14	1
2-Butanone (MEK)	10	U	10	0.57	ug/L			12/14/11 20:14	1
Carbon disulfide	1.0	U	1.0	0.13	ug/L			12/14/11 20:14	1
Carbon tetrachloride	1.0	U	1.0	0.13	ug/L			12/14/11 20:14	1
Chlorobenzene	1.0	U	1.0	0.15	ug/L			12/14/11 20:14	1
Chloroethane	1.0	U	1.0	0.29	ug/L			12/14/11 20:14	1
Chloroform	1.0	U	1.0	0.16	ug/L			12/14/11 20:14	1
Chloromethane	1.0	U	1.0	0.30	ug/L			12/14/11 20:14	1
1,1-Dichloroethane	**2.1**		1.0	0.15	ug/L			12/14/11 20:14	1
1,2-Dichloroethane	1.0	U	1.0	0.22	ug/L			12/14/11 20:14	1
1,1-Dichloroethene	1.0	U	1.0	0.19	ug/L			12/14/11 20:14	1
1,2-Dichloropropane	1.0	U	1.0	0.18	ug/L			12/14/11 20:14	1
cis-1,3-Dichloropropene	1.0	U	1.0	0.14	ug/L			12/14/11 20:14	1
trans-1,3-Dichloropropene	1.0	U	1.0	0.19	ug/L			12/14/11 20:14	1
Ethylbenzene	1.0	U	1.0	0.17	ug/L			12/14/11 20:14	1
2-Hexanone	10	U	10	0.41	ug/L			12/14/11 20:14	1
Methylene Chloride	1.0	U	1.0	0.33	ug/L			12/14/11 20:14	1
4-Methyl-2-pentanone (MIBK)	10	U	10	0.32	ug/L			12/14/11 20:14	1
Styrene	1.0	U	1.0	0.11	ug/L			12/14/11 20:14	1
1,1,2,2-Tetrachloroethane	1.0	U	1.0	0.18	ug/L			12/14/11 20:14	1
Tetrachloroethene	1.0	U	1.0	0.29	ug/L			12/14/11 20:14	1
Toluene	1.0	U	1.0	0.13	ug/L			12/14/11 20:14	1
Trichloroethene	**4.8**		1.0	0.17	ug/L			12/14/11 20:14	1
Vinyl chloride	**1.4**		1.0	0.22	ug/L			12/14/11 20:14	1
Xylenes, Total	2.0	U	2.0	0.28	ug/L			12/14/11 20:14	1
1,1,1-Trichloroethane	1.0	U	1.0	0.22	ug/L			12/14/11 20:14	1
1,1,2-Trichloroethane	1.0	U	1.0	0.27	ug/L			12/14/11 20:14	1
Cyclohexane	1.0	U	1.0	0.12	ug/L			12/14/11 20:14	1
1,2-Dibromo-3-Chloropropane	2.0	U	2.0	0.67	ug/L			12/14/11 20:14	1
Ethylene Dibromide	1.0	U	1.0	0.24	ug/L			12/14/11 20:14	1
Dichlorodifluoromethane	1.0	U	1.0	0.31	ug/L			12/14/11 20:14	1
cis-1,2-Dichloroethene	**31**		1.0	0.17	ug/L			12/14/11 20:14	1
trans-1,2-Dichloroethene	**9.4**		1.0	0.19	ug/L			12/14/11 20:14	1
Isopropylbenzene	1.0	U	1.0	0.13	ug/L			12/14/11 20:14	1
Methyl acetate	10	U	10	0.38	ug/L			12/14/11 20:14	1
Methyl tert-butyl ether	5.0	U	5.0	0.17	ug/L			12/14/11 20:14	1
1,1,2-Trichloro-1,2,2-trifluoroethane	1.0	U	1.0	0.28	ug/L			12/14/11 20:14	1
1,2,4-Trichlorobenzene	1.0	U	1.0	0.15	ug/L			12/14/11 20:14	1
1,2-Dichlorobenzene	1.0	U	1.0	0.13	ug/L			12/14/11 20:14	1
1,3-Dichlorobenzene	1.0	U	1.0	0.14	ug/L			12/14/11 20:14	1
1,4-Dichlorobenzene	1.0	U	1.0	0.13	ug/L			12/14/11 20:14	1
Trichlorofluoromethane	1.0	U	1.0	0.21	ug/L			12/14/11 20:14	1
Chlorodibromomethane	1.0	U	1.0	0.18	ug/L			12/14/11 20:14	1
Methylcyclohexane	1.0	U	1.0	0.13	ug/L			12/14/11 20:14	1

Client: Conestoga-Rovers & Associates, Inc.
Project/Site: 17324-T07, RACER Former MTM

TestAmerica Job ID: 240-6646-1

Client Sample ID: GW-17324-120611-EM-002
Date Collected: 12/06/11 11:05
Date Received: 12/08/11 09:45

Lab Sample ID: 240-6646-2
Matrix: Water

Surrogate	%Recovery	Qualifier	Limits	Prepared	Analyzed	Dil Fac
1,2-Dichloroethane-d4 (Surr)	100		63 - 129		12/14/11 20:14	1
4-Bromofluorobenzene (Surr)	80		66 - 117		12/14/11 20:14	1
Toluene-d8 (Surr)	94		74 - 115		12/14/11 20:14	1
Dibromofluoromethane (Surr)	102		75 - 121		12/14/11 20:14	1

Client: Conestoga-Rovers & Associates, Inc.
Project/Site: 17324-T07, RACER Former MTM

TestAmerica Job ID: 240-6646-1

Client Sample ID: GW-17324-120611-EM-003
Date Collected: 12/06/11 12:55
Date Received: 12/08/11 09:45

Lab Sample ID: 240-6646-3
Matrix: Water

Method: 8260B - Volatile Organic Compounds (GC/MS)

Analyte	Result	Qualifier	RL	MDL	Unit	D	Prepared	Analyzed	Dil Fac
Acetone	10	U	10	1.1	ug/L			12/13/11 20:58	1
Benzene	1.0	U	1.0	0.13	ug/L			12/13/11 20:58	1
Dichlorobromomethane	1.0	U	1.0	0.15	ug/L			12/13/11 20:58	1
Bromoform	1.0	U	1.0	0.64	ug/L			12/13/11 20:58	1
Bromomethane	1.0	U	1.0	0.41	ug/L			12/13/11 20:58	1
2-Butanone (MEK)	10	U	10	0.57	ug/L			12/13/11 20:58	1
Carbon disulfide	1.0	U	1.0	0.13	ug/L			12/13/11 20:58	1
Carbon tetrachloride	1.0	U	1.0	0.13	ug/L			12/13/11 20:58	1
Chlorobenzene	1.0	U	1.0	0.15	ug/L			12/13/11 20:58	1
Chloroethane	1.0	U	1.0	0.29	ug/L			12/13/11 20:58	1
Chloroform	1.0	U	1.0	0.16	ug/L			12/13/11 20:58	1
Chloromethane	1.0	U	1.0	0.30	ug/L			12/13/11 20:58	1
1,1-Dichloroethane	1.0	U	1.0	0.15	ug/L			12/13/11 20:58	1
1,2-Dichloroethane	1.0	U	1.0	0.22	ug/L			12/13/11 20:58	1
1,1-Dichloroethene	1.0	U	1.0	0.19	ug/L			12/13/11 20:58	1
1,2-Dichloropropane	1.0	U	1.0	0.18	ug/L			12/13/11 20:58	1
cis-1,3-Dichloropropene	1.0	U	1.0	0.14	ug/L			12/13/11 20:58	1
trans-1,3-Dichloropropene	1.0	U	1.0	0.19	ug/L			12/13/11 20:58	1
Ethylbenzene	1.0	U	1.0	0.17	ug/L			12/13/11 20:58	1
2-Hexanone	10	U	10	0.41	ug/L			12/13/11 20:58	1
Methylene Chloride	1.0	U	1.0	0.33	ug/L			12/13/11 20:58	1
4-Methyl-2-pentanone (MIBK)	10	U	10	0.32	ug/L			12/13/11 20:58	1
Styrene	1.0	U	1.0	0.11	ug/L			12/13/11 20:58	1
1,1,2,2-Tetrachloroethane	1.0	U	1.0	0.18	ug/L			12/13/11 20:58	1
Tetrachloroethene	1.0	U	1.0	0.29	ug/L			12/13/11 20:58	1
Toluene	1.0	U	1.0	0.13	ug/L			12/13/11 20:58	1
Trichloroethene	1.0	U	1.0	0.17	ug/L			12/13/11 20:58	1
Vinyl chloride	1.0	U	1.0	0.22	ug/L			12/13/11 20:58	1
Xylenes, Total	2.0	U	2.0	0.28	ug/L			12/13/11 20:58	1
1,1,1-Trichloroethane	1.0	U	1.0	0.22	ug/L			12/13/11 20:58	1
1,1,2-Trichloroethane	1.0	U	1.0	0.27	ug/L			12/13/11 20:58	1
Cyclohexane	1.0	U	1.0	0.12	ug/L			12/13/11 20:58	1
1,2-Dibromo-3-Chloropropane	2.0	U	2.0	0.67	ug/L			12/13/11 20:58	1
Ethylene Dibromide	1.0	U	1.0	0.24	ug/L			12/13/11 20:58	1
Dichlorodifluoromethane	1.0	U	1.0	0.31	ug/L			12/13/11 20:58	1
cis-1,2-Dichloroethene	1.0	U	1.0	0.17	ug/L			12/13/11 20:58	1
trans-1,2-Dichloroethene	1.0	U	1.0	0.19	ug/L			12/13/11 20:58	1
Isopropylbenzene	1.0	U	1.0	0.13	ug/L			12/13/11 20:58	1
Methyl acetate	10	U	10	0.38	ug/L			12/13/11 20:58	1
Methyl tert-butyl ether	5.0	U	5.0	0.17	ug/L			12/13/11 20:58	1
1,1,2-Trichloro-1,2,2-trifluoroethane	1.0	U	1.0	0.28	ug/L			12/13/11 20:58	1
1,2,4-Trichlorobenzene	1.0	U	1.0	0.15	ug/L			12/13/11 20:58	1
1,2-Dichlorobenzene	1.0	U	1.0	0.13	ug/L			12/13/11 20:58	1
1,3-Dichlorobenzene	1.0	U	1.0	0.14	ug/L			12/13/11 20:58	1
1,4-Dichlorobenzene	1.0	U	1.0	0.13	ug/L			12/13/11 20:58	1
Trichlorofluoromethane	1.0	U	1.0	0.21	ug/L			12/13/11 20:58	1
Chlorodibromomethane	1.0	U	1.0	0.18	ug/L			12/13/11 20:58	1
Methylcyclohexane	1.0	U	1.0	0.13	ug/L			12/13/11 20:58	1

Client: Conestoga-Rovers & Associates, Inc.
Project/Site: 17324-T07, RACER Former MTM

TestAmerica Job ID: 240-6646-1

Client Sample ID: GW-17324-120611-EM-003
Date Collected: 12/06/11 12:55
Date Received: 12/08/11 09:45

Lab Sample ID: 240-6646-3
Matrix: Water

Surrogate	%Recovery	Qualifier	Limits	Prepared	Analyzed	Dil Fac
1,2-Dichloroethane-d4 (Surr)	95		63 - 129		12/13/11 20:58	1
4-Bromofluorobenzene (Surr)	88		66 - 117		12/13/11 20:58	1
Toluene-d8 (Surr)	95		74 - 115		12/13/11 20:58	1
Dibromofluoromethane (Surr)	98		75 - 121		12/13/11 20:58	1

Client: Conestoga-Rovers & Associates, Inc.
Project/Site: 17324-T07, RACER Former MTM

TestAmerica Job ID: 240-6646-1

Client Sample ID: GW-17324-120611-EM-004
Date Collected: 12/06/11 13:40
Date Received: 12/08/11 09:45

Lab Sample ID: 240-6646-4
Matrix: Water

Method: 8260B - Volatile Organic Compounds (GC/MS)

Analyte	Result	Qualifier	RL	MDL	Unit	D	Prepared	Analyzed	Dil Fac
Acetone	**1.4**	**J B**	10	1.1	ug/L			12/13/11 21:20	1
Benzene	1.0	U	1.0	0.13	ug/L			12/13/11 21:20	1
Dichlorobromomethane	1.0	U	1.0	0.15	ug/L			12/13/11 21:20	1
Bromoform	1.0	U	1.0	0.64	ug/L			12/13/11 21:20	1
Bromomethane	1.0	U	1.0	0.41	ug/L			12/13/11 21:20	1
2-Butanone (MEK)	10	U	10	0.57	ug/L			12/13/11 21:20	1
Carbon disulfide	1.0	U	1.0	0.13	ug/L			12/13/11 21:20	1
Carbon tetrachloride	1.0	U	1.0	0.13	ug/L			12/13/11 21:20	1
Chlorobenzene	1.0	U	1.0	0.15	ug/L			12/13/11 21:20	1
Chloroethane	1.0	U	1.0	0.29	ug/L			12/13/11 21:20	1
Chloroform	1.0	U	1.0	0.16	ug/L			12/13/11 21:20	1
Chloromethane	1.0	U	1.0	0.30	ug/L			12/13/11 21:20	1
1,1-Dichloroethane	**2.0**		1.0	0.15	ug/L			12/13/11 21:20	1
1,2-Dichloroethane	1.0	U	1.0	0.22	ug/L			12/13/11 21:20	1
1,1-Dichloroethene	1.0	U	1.0	0.19	ug/L			12/13/11 21:20	1
1,2-Dichloropropane	1.0	U	1.0	0.18	ug/L			12/13/11 21:20	1
cis-1,3-Dichloropropene	1.0	U	1.0	0.14	ug/L			12/13/11 21:20	1
trans-1,3-Dichloropropene	1.0	U	1.0	0.19	ug/L			12/13/11 21:20	1
Ethylbenzene	1.0	U	1.0	0.17	ug/L			12/13/11 21:20	1
2-Hexanone	10	U	10	0.41	ug/L			12/13/11 21:20	1
Methylene Chloride	1.0	U	1.0	0.33	ug/L			12/13/11 21:20	1
4-Methyl-2-pentanone (MIBK)	10	U	10	0.32	ug/L			12/13/11 21:20	1
Styrene	1.0	U	1.0	0.11	ug/L			12/13/11 21:20	1
1,1,2,2-Tetrachloroethane	1.0	U	1.0	0.18	ug/L			12/13/11 21:20	1
Tetrachloroethene	1.0	U	1.0	0.29	ug/L			12/13/11 21:20	1
Toluene	1.0	U	1.0	0.13	ug/L			12/13/11 21:20	1
Trichloroethene	**0.44**	**J**	1.0	0.17	ug/L			12/13/11 21:20	1
Vinyl chloride	**5.2**		1.0	0.22	ug/L			12/13/11 21:20	1
Xylenes, Total	2.0	U	2.0	0.28	ug/L			12/13/11 21:20	1
1,1,1-Trichloroethane	1.0	U	1.0	0.22	ug/L			12/13/11 21:20	1
1,1,2-Trichloroethane	1.0	U	1.0	0.27	ug/L			12/13/11 21:20	1
Cyclohexane	1.0	U	1.0	0.12	ug/L			12/13/11 21:20	1
1,2-Dibromo-3-Chloropropane	2.0	U	2.0	0.67	ug/L			12/13/11 21:20	1
Ethylene Dibromide	1.0	U	1.0	0.24	ug/L			12/13/11 21:20	1
Dichlorodifluoromethane	1.0	U	1.0	0.31	ug/L			12/13/11 21:20	1
cis-1,2-Dichloroethene	**10**		1.0	0.17	ug/L			12/13/11 21:20	1
trans-1,2-Dichloroethene	1.0	U	1.0	0.19	ug/L			12/13/11 21:20	1
Isopropylbenzene	1.0	U	1.0	0.13	ug/L			12/13/11 21:20	1
Methyl acetate	10	U	10	0.38	ug/L			12/13/11 21:20	1
Methyl tert-butyl ether	5.0	U	5.0	0.17	ug/L			12/13/11 21:20	1
1,1,2-Trichloro-1,2,2-trifluoroethane	1.0	U	1.0	0.28	ug/L			12/13/11 21:20	1
1,2,4-Trichlorobenzene	1.0	U	1.0	0.15	ug/L			12/13/11 21:20	1
1,2-Dichlorobenzene	1.0	U	1.0	0.13	ug/L			12/13/11 21:20	1
1,3-Dichlorobenzene	1.0	U	1.0	0.14	ug/L			12/13/11 21:20	1
1,4-Dichlorobenzene	1.0	U	1.0	0.13	ug/L			12/13/11 21:20	1
Trichlorofluoromethane	1.0	U	1.0	0.21	ug/L			12/13/11 21:20	1
Chlorodibromomethane	1.0	U	1.0	0.18	ug/L			12/13/11 21:20	1
Methylcyclohexane	1.0	U	1.0	0.13	ug/L			12/13/11 21:20	1

Client: Conestoga-Rovers & Associates, Inc.
Project/Site: 17324-T07, RACER Former MTM

TestAmerica Job ID: 240-6646-1

Client Sample ID: GW-17324-120611-EM-004
Date Collected: 12/06/11 13:40
Date Received: 12/08/11 09:45

Lab Sample ID: 240-6646-4
Matrix: Water

Surrogate	*%Recovery*	*Qualifier*	*Limits*	*Prepared*	*Analyzed*	*Dil Fac*
1,2-Dichloroethane-d4 (Surr)	*98*		*63 - 129*		*12/13/11 21:20*	*1*
4-Bromofluorobenzene (Surr)	*88*		*66 - 117*		*12/13/11 21:20*	*1*
Toluene-d8 (Surr)	*93*		*74 - 115*		*12/13/11 21:20*	*1*
Dibromofluoromethane (Surr)	*101*		*75 - 121*		*12/13/11 21:20*	*1*

Method: 8082 - Polychlorinated Biphenyls (PCBs) by Gas Chromatography

Analyte	Result	Qualifier	RL	MDL	Unit	D	Prepared	Analyzed	Dil Fac
Aroclor-1016	0.48	U	0.48	0.16	ug/L		12/10/11 08:43	12/15/11 08:14	1
Aroclor-1221	0.48	U	0.48	0.12	ug/L		12/10/11 08:43	12/15/11 08:14	1
Aroclor-1232	0.48	U	0.48	0.15	ug/L		12/10/11 08:43	12/15/11 08:14	1
Aroclor-1242	0.48	U	0.48	0.21	ug/L		12/10/11 08:43	12/15/11 08:14	1
Aroclor-1248	0.48	U	0.48	0.095	ug/L		12/10/11 08:43	12/15/11 08:14	1
Aroclor-1254	0.48	U	0.48	0.15	ug/L		12/10/11 08:43	12/15/11 08:14	1
Aroclor-1260	0.48	U	0.48	0.16	ug/L		12/10/11 08:43	12/15/11 08:14	1

Surrogate	*%Recovery*	*Qualifier*	*Limits*	*Prepared*	*Analyzed*	*Dil Fac*
Tetrachloro-m-xylene	*58*		*23 - 136*	*12/10/11 08:43*	*12/15/11 08:14*	*1*
DCB Decachlorobiphenyl	*13*		*10 - 130*	*12/10/11 08:43*	*12/15/11 08:14*	*1*

Client: Conestoga-Rovers & Associates, Inc.
Project/Site: 17324-T07, RACER Former MTM

TestAmerica Job ID: 240-6646-1

Client Sample ID: GW-17324-120611-EM-005
Date Collected: 12/06/11 14:55
Date Received: 12/08/11 09:45

Lab Sample ID: 240-6646-5
Matrix: Water

Method: 8260B - Volatile Organic Compounds (GC/MS)

Analyte	Result	Qualifier	RL	MDL	Unit	D	Prepared	Analyzed	Dil Fac
Acetone	**50**	**J B**	400	44	ug/L			12/13/11 21:42	40
Benzene	40	U	40	5.2	ug/L			12/13/11 21:42	40
Dichlorobromomethane	40	U	40	6.0	ug/L			12/13/11 21:42	40
Bromoform	40	U	40	26	ug/L			12/13/11 21:42	40
Bromomethane	40	U	40	16	ug/L			12/13/11 21:42	40
2-Butanone (MEK)	400	U	400	23	ug/L			12/13/11 21:42	40
Carbon disulfide	40	U	40	5.2	ug/L			12/13/11 21:42	40
Carbon tetrachloride	40	U	40	5.2	ug/L			12/13/11 21:42	40
Chlorobenzene	40	U	40	6.0	ug/L			12/13/11 21:42	40
Chloroethane	40	U	40	12	ug/L			12/13/11 21:42	40
Chloroform	40	U	40	6.4	ug/L			12/13/11 21:42	40
Chloromethane	40	U	40	12	ug/L			12/13/11 21:42	40
1,1-Dichloroethane	40	U	40	6.0	ug/L			12/13/11 21:42	40
1,2-Dichloroethane	40	U	40	8.8	ug/L			12/13/11 21:42	40
1,1-Dichloroethene	40	U	40	7.6	ug/L			12/13/11 21:42	40
1,2-Dichloropropane	40	U	40	7.2	ug/L			12/13/11 21:42	40
cis-1,3-Dichloropropene	40	U	40	5.6	ug/L			12/13/11 21:42	40
trans-1,3-Dichloropropene	40	U	40	7.6	ug/L			12/13/11 21:42	40
Ethylbenzene	40	U	40	6.8	ug/L			12/13/11 21:42	40
2-Hexanone	400	U	400	16	ug/L			12/13/11 21:42	40
Methylene Chloride	40	U	40	13	ug/L			12/13/11 21:42	40
4-Methyl-2-pentanone (MIBK)	400	U	400	13	ug/L			12/13/11 21:42	40
Styrene	40	U	40	4.4	ug/L			12/13/11 21:42	40
1,1,2,2-Tetrachloroethane	40	U	40	7.2	ug/L			12/13/11 21:42	40
Tetrachloroethene	40	U	40	12	ug/L			12/13/11 21:42	40
Toluene	40	U	40	5.2	ug/L			12/13/11 21:42	40
Trichloroethene	**330**		40	6.8	ug/L			12/13/11 21:42	40
Vinyl chloride	40	U	40	8.8	ug/L			12/13/11 21:42	40
Xylenes, Total	80	U	80	11	ug/L			12/13/11 21:42	40
1,1,1-Trichloroethane	40	U	40	8.8	ug/L			12/13/11 21:42	40
1,1,2-Trichloroethane	40	U	40	11	ug/L			12/13/11 21:42	40
Cyclohexane	40	U	40	4.8	ug/L			12/13/11 21:42	40
1,2-Dibromo-3-Chloropropane	80	U	80	27	ug/L			12/13/11 21:42	40
Ethylene Dibromide	40	U	40	9.6	ug/L			12/13/11 21:42	40
Dichlorodifluoromethane	40	U	40	12	ug/L			12/13/11 21:42	40
cis-1,2-Dichloroethene	**760**		40	6.8	ug/L			12/13/11 21:42	40
trans-1,2-Dichloroethene	**190**		40	7.6	ug/L			12/13/11 21:42	40
Isopropylbenzene	40	U	40	5.2	ug/L			12/13/11 21:42	40
Methyl acetate	400	U	400	15	ug/L			12/13/11 21:42	40
Methyl tert-butyl ether	200	U	200	6.8	ug/L			12/13/11 21:42	40
1,1,2-Trichloro-1,2,2-trifluoroethane	40	U	40	11	ug/L			12/13/11 21:42	40
1,2,4-Trichlorobenzene	40	U	40	6.0	ug/L			12/13/11 21:42	40
1,2-Dichlorobenzene	40	U	40	5.2	ug/L			12/13/11 21:42	40
1,3-Dichlorobenzene	40	U	40	5.6	ug/L			12/13/11 21:42	40
1,4-Dichlorobenzene	40	U	40	5.2	ug/L			12/13/11 21:42	40
Trichlorofluoromethane	40	U	40	8.4	ug/L			12/13/11 21:42	40
Chlorodibromomethane	40	U	40	7.2	ug/L			12/13/11 21:42	40
Methylcyclohexane	40	U	40	5.2	ug/L			12/13/11 21:42	40

Client: Conestoga-Rovers & Associates, Inc.
Project/Site: 17324-T07, RACER Former MTM

TestAmerica Job ID: 240-6646-1

Client Sample ID: GW-17324-120611-EM-005
Date Collected: 12/06/11 14:55
Date Received: 12/08/11 09:45

Lab Sample ID: 240-6646-5
Matrix: Water

Surrogate	%Recovery	Qualifier	Limits	Prepared	Analyzed	Dil Fac
1,2-Dichloroethane-d4 (Surr)	96		63 - 129		12/13/11 21:42	40
4-Bromofluorobenzene (Surr)	88		66 - 117		12/13/11 21:42	40
Toluene-d8 (Surr)	97		74 - 115		12/13/11 21:42	40
Dibromofluoromethane (Surr)	96		75 - 121		12/13/11 21:42	40

Client: Conestoga-Rovers & Associates, Inc.
Project/Site: 17324-T07, RACER Former MTM

TestAmerica Job ID: 240-6646-1

Client Sample ID: GW-17324-120611-EM-006
Date Collected: 12/06/11 09:40
Date Received: 12/08/11 09:45

Lab Sample ID: 240-6646-6
Matrix: Water

Method: 8260B - Volatile Organic Compounds (GC/MS)

Analyte	Result	Qualifier	RL	MDL	Unit	D	Prepared	Analyzed	Dil Fac
Acetone	10	U	10	1.1	ug/L			12/16/11 14:58	1
Benzene	1.0	U	1.0	0.13	ug/L			12/16/11 14:58	1
Dichlorobromomethane	1.0	U	1.0	0.15	ug/L			12/16/11 14:58	1
Bromoform	1.0	U	1.0	0.64	ug/L			12/16/11 14:58	1
Bromomethane	1.0	U	1.0	0.41	ug/L			12/16/11 14:58	1
2-Butanone (MEK)	10	U	10	0.57	ug/L			12/16/11 14:58	1
Carbon disulfide	1.0	U	1.0	0.13	ug/L			12/16/11 14:58	1
Carbon tetrachloride	1.0	U	1.0	0.13	ug/L			12/16/11 14:58	1
Chlorobenzene	1.0	U	1.0	0.15	ug/L			12/16/11 14:58	1
Chloroethane	1.0	U	1.0	0.29	ug/L			12/16/11 14:58	1
Chloroform	1.0	U	1.0	0.16	ug/L			12/16/11 14:58	1
Chloromethane	1.0	U	1.0	0.30	ug/L			12/16/11 14:58	1
1,1-Dichloroethane	1.0	U	1.0	0.15	ug/L			12/16/11 14:58	1
1,2-Dichloroethane	1.0	U	1.0	0.22	ug/L			12/16/11 14:58	1
1,1-Dichloroethene	1.0	U	1.0	0.19	ug/L			12/16/11 14:58	1
1,2-Dichloropropane	1.0	U	1.0	0.18	ug/L			12/16/11 14:58	1
cis-1,3-Dichloropropene	1.0	U	1.0	0.14	ug/L			12/16/11 14:58	1
trans-1,3-Dichloropropene	1.0	U	1.0	0.19	ug/L			12/16/11 14:58	1
Ethylbenzene	1.0	U	1.0	0.17	ug/L			12/16/11 14:58	1
2-Hexanone	10	U	10	0.41	ug/L			12/16/11 14:58	1
Methylene Chloride	1.0	U	1.0	0.33	ug/L			12/16/11 14:58	1
4-Methyl-2-pentanone (MIBK)	10	U	10	0.32	ug/L			12/16/11 14:58	1
Styrene	1.0	U	1.0	0.11	ug/L			12/16/11 14:58	1
1,1,2,2-Tetrachloroethane	1.0	U *	1.0	0.18	ug/L			12/16/11 14:58	1
Tetrachloroethene	1.0	U	1.0	0.29	ug/L			12/16/11 14:58	1
Toluene	1.0	U	1.0	0.13	ug/L			12/16/11 14:58	1
Trichloroethene	1.0	U	1.0	0.17	ug/L			12/16/11 14:58	1
Vinyl chloride	1.0	U	1.0	0.22	ug/L			12/16/11 14:58	1
Xylenes, Total	2.0	U	2.0	0.28	ug/L			12/16/11 14:58	1
1,1,1-Trichloroethane	1.0	U	1.0	0.22	ug/L			12/16/11 14:58	1
1,1,2-Trichloroethane	1.0	U	1.0	0.27	ug/L			12/16/11 14:58	1
Cyclohexane	1.0	U	1.0	0.12	ug/L			12/16/11 14:58	1
1,2-Dibromo-3-Chloropropane	2.0	U	2.0	0.67	ug/L			12/16/11 14:58	1
Ethylene Dibromide	1.0	U	1.0	0.24	ug/L			12/16/11 14:58	1
Dichlorodifluoromethane	1.0	U	1.0	0.31	ug/L			12/16/11 14:58	1
cis-1,2-Dichloroethene	1.0	U	1.0	0.17	ug/L			12/16/11 14:58	1
trans-1,2-Dichloroethene	1.0	U	1.0	0.19	ug/L			12/16/11 14:58	1
Isopropylbenzene	1.0	U	1.0	0.13	ug/L			12/16/11 14:58	1
Methyl acetate	10	U	10	0.38	ug/L			12/16/11 14:58	1
Methyl tert-butyl ether	5.0	U	5.0	0.17	ug/L			12/16/11 14:58	1
1,1,2-Trichloro-1,2,2-trifluoroethane	1.0	U	1.0	0.28	ug/L			12/16/11 14:58	1
1,2,4-Trichlorobenzene	1.0	U	1.0	0.15	ug/L			12/16/11 14:58	1
1,2-Dichlorobenzene	1.0	U	1.0	0.13	ug/L			12/16/11 14:58	1
1,3-Dichlorobenzene	1.0	U	1.0	0.14	ug/L			12/16/11 14:58	1
1,4-Dichlorobenzene	1.0	U	1.0	0.13	ug/L			12/16/11 14:58	1
Trichlorofluoromethane	1.0	U	1.0	0.21	ug/L			12/16/11 14:58	1
Chlorodibromomethane	1.0	U	1.0	0.18	ug/L			12/16/11 14:58	1
Methylcyclohexane	1.0	U	1.0	0.13	ug/L			12/16/11 14:58	1

Client: Conestoga-Rovers & Associates, Inc.
Project/Site: 17324-T07, RACER Former MTM

TestAmerica Job ID: 240-6646-1

Client Sample ID: GW-17324-120611-EM-006
Date Collected: 12/06/11 09:40
Date Received: 12/08/11 09:45

Lab Sample ID: 240-6646-6
Matrix: Water

Surrogate	%Recovery	Qualifier	Limits	Prepared	Analyzed	Dil Fac
1,2-Dichloroethane-d4 (Surr)	108		63 - 129		12/16/11 14:58	1
4-Bromofluorobenzene (Surr)	91		66 - 117		12/16/11 14:58	1
Toluene-d8 (Surr)	94		74 - 115		12/16/11 14:58	1
Dibromofluoromethane (Surr)	102		75 - 121		12/16/11 14:58	1

Client: Conestoga-Rovers & Associates, Inc.
Project/Site: 17324-T07, RACER Former MTM

TestAmerica Job ID: 240-6646-1

Client Sample ID: GW-17324-120611-EM-007
Date Collected: 12/06/11 11:10
Date Received: 12/08/11 09:45

Lab Sample ID: 240-6646-7
Matrix: Water

Method: 8260B - Volatile Organic Compounds (GC/MS)

Analyte	Result	Qualifier	RL	MDL	Unit	D	Prepared	Analyzed	Dil Fac
Acetone	830	U	830	92	ug/L			12/17/11 18:00	83.333
Benzene	83	U	83	11	ug/L			12/17/11 18:00	83.333
Dichlorobromomethane	83	U	83	12	ug/L			12/17/11 18:00	83.333
Bromoform	83	U	83	53	ug/L			12/17/11 18:00	83.333
Bromomethane	83	U	83	34	ug/L			12/17/11 18:00	83.333
2-Butanone (MEK)	830	U	830	47	ug/L			12/17/11 18:00	83.333
Carbon disulfide	83	U	83	11	ug/L			12/17/11 18:00	83.333
Carbon tetrachloride	83	U	83	11	ug/L			12/17/11 18:00	83.333
Chlorobenzene	83	U	83	12	ug/L			12/17/11 18:00	83.333
Chloroethane	83	U	83	24	ug/L			12/17/11 18:00	83.333
Chloroform	83	U	83	13	ug/L			12/17/11 18:00	83.333
Chloromethane	83	U	83	25	ug/L			12/17/11 18:00	83.333
1,1-Dichloroethane	83	U	83	12	ug/L			12/17/11 18:00	83.333
1,2-Dichloroethane	83	U	83	18	ug/L			12/17/11 18:00	83.333
1,1-Dichloroethene	83	U	83	16	ug/L			12/17/11 18:00	83.333
1,2-Dichloropropane	83	U	83	15	ug/L			12/17/11 18:00	83.333
cis-1,3-Dichloropropene	83	U	83	12	ug/L			12/17/11 18:00	83.333
trans-1,3-Dichloropropene	83	U	83	16	ug/L			12/17/11 18:00	83.333
Ethylbenzene	83	U	83	14	ug/L			12/17/11 18:00	83.333
2-Hexanone	830	U	830	34	ug/L			12/17/11 18:00	83.333
Methylene Chloride	**57**	**J B**	83	27	ug/L			12/17/11 18:00	83.333
4-Methyl-2-pentanone (MIBK)	830	U	830	27	ug/L			12/17/11 18:00	83.333
Styrene	83	U	83	9.2	ug/L			12/17/11 18:00	83.333
1,1,2,2-Tetrachloroethane	83	U	83	15	ug/L			12/17/11 18:00	83.333
Tetrachloroethene	**2000**		83	24	ug/L			12/17/11 18:00	83.333
Toluene	83	U	83	11	ug/L			12/17/11 18:00	83.333
Trichloroethene	83	U	83	14	ug/L			12/17/11 18:00	83.333
Vinyl chloride	83	U	83	18	ug/L			12/17/11 18:00	83.333
Xylenes, Total	170	U	170	23	ug/L			12/17/11 18:00	83.333
1,1,1-Trichloroethane	83	U	83	18	ug/L			12/17/11 18:00	83.333
1,1,2-Trichloroethane	83	U	83	22	ug/L			12/17/11 18:00	83.333
Cyclohexane	83	U	83	10	ug/L			12/17/11 18:00	83.333
1,2-Dibromo-3-Chloropropane	170	U	170	56	ug/L			12/17/11 18:00	83.333
Ethylene Dibromide	83	U	83	20	ug/L			12/17/11 18:00	83.333
Dichlorodifluoromethane	83	U	83	26	ug/L			12/17/11 18:00	83.333
cis-1,2-Dichloroethene	83	U	83	14	ug/L			12/17/11 18:00	83.333
trans-1,2-Dichloroethene	83	U	83	16	ug/L			12/17/11 18:00	83.333
Isopropylbenzene	83	U	83	11	ug/L			12/17/11 18:00	83.333
Methyl acetate	830	U	830	32	ug/L			12/17/11 18:00	83.333
Methyl tert-butyl ether	420	U	420	14	ug/L			12/17/11 18:00	83.333
1,1,2-Trichloro-1,2,2-trifluoroethane	83	U	83	23	ug/L			12/17/11 18:00	83.333
1,2,4-Trichlorobenzene	83	U	83	12	ug/L			12/17/11 18:00	83.333
1,2-Dichlorobenzene	83	U	83	11	ug/L			12/17/11 18:00	83.333
1,3-Dichlorobenzene	83	U	83	12	ug/L			12/17/11 18:00	83.333
1,4-Dichlorobenzene	83	U	83	11	ug/L			12/17/11 18:00	83.333
Trichlorofluoromethane	83	U	83	17	ug/L			12/17/11 18:00	83.333
Chlorodibromomethane	83	U	83	15	ug/L			12/17/11 18:00	83.333
Methylcyclohexane	83	U	83	11	ug/L			12/17/11 18:00	83.333

Client: Conestoga-Rovers & Associates, Inc.
Project/Site: 17324-T07, RACER Former MTM

TestAmerica Job ID: 240-6646-1

Client Sample ID: GW-17324-120611-EM-007
Date Collected: 12/06/11 11:10
Date Received: 12/08/11 09:45

Lab Sample ID: 240-6646-7
Matrix: Water

Surrogate	%Recovery	Qualifier	Limits	Prepared	Analyzed	Dil Fac
1,2-Dichloroethane-d4 (Surr)	101		63 - 129		12/17/11 18:00	83.333
4-Bromofluorobenzene (Surr)	91		66 - 117		12/17/11 18:00	83.333
Toluene-d8 (Surr)	98		74 - 115		12/17/11 18:00	83.333
Dibromofluoromethane (Surr)	105		75 - 121		12/17/11 18:00	83.333

Client: Conestoga-Rovers & Associates, Inc.
Project/Site: 17324-T07, RACER Former MTM

TestAmerica Job ID: 240-6646-1

Client Sample ID: GW-17324-120611-EM-008
Date Collected: 12/06/11 12:45
Date Received: 12/08/11 09:45

Lab Sample ID: 240-6646-8
Matrix: Water

Method: 8260B - Volatile Organic Compounds (GC/MS)

Analyte	Result	Qualifier	RL	MDL	Unit	D	Prepared	Analyzed	Dil Fac
Acetone	100	U	100	11	ug/L			12/17/11 22:40	10
Benzene	10	U	10	1.3	ug/L			12/17/11 22:40	10
Dichlorobromomethane	10	U	10	1.5	ug/L			12/17/11 22:40	10
Bromoform	10	U	10	6.4	ug/L			12/17/11 22:40	10
Bromomethane	10	U	10	4.1	ug/L			12/17/11 22:40	10
2-Butanone (MEK)	100	U	100	5.7	ug/L			12/17/11 22:40	10
Carbon disulfide	10	U	10	1.3	ug/L			12/17/11 22:40	10
Carbon tetrachloride	10	U	10	1.3	ug/L			12/17/11 22:40	10
Chlorobenzene	10	U	10	1.5	ug/L			12/17/11 22:40	10
Chloroethane	10	U	10	2.9	ug/L			12/17/11 22:40	10
Chloroform	10	U	10	1.6	ug/L			12/17/11 22:40	10
Chloromethane	10	U	10	3.0	ug/L			12/17/11 22:40	10
1,1-Dichloroethane	10	U	10	1.5	ug/L			12/17/11 22:40	10
1,2-Dichloroethane	10	U	10	2.2	ug/L			12/17/11 22:40	10
1,1-Dichloroethene	10	U	10	1.9	ug/L			12/17/11 22:40	10
1,2-Dichloropropane	10	U	10	1.8	ug/L			12/17/11 22:40	10
cis-1,3-Dichloropropene	10	U	10	1.4	ug/L			12/17/11 22:40	10
trans-1,3-Dichloropropene	10	U	10	1.9	ug/L			12/17/11 22:40	10
Ethylbenzene	10	U	10	1.7	ug/L			12/17/11 22:40	10
2-Hexanone	100	U	100	4.1	ug/L			12/17/11 22:40	10
Methylene Chloride	**7.6**	**J B**	10	3.3	ug/L			12/17/11 22:40	10
4-Methyl-2-pentanone (MIBK)	100	U	100	3.2	ug/L			12/17/11 22:40	10
Styrene	10	U	10	1.1	ug/L			12/17/11 22:40	10
1,1,2,2-Tetrachloroethane	10	U	10	1.8	ug/L			12/17/11 22:40	10
Tetrachloroethene	**240**		10	2.9	ug/L			12/17/11 22:40	10
Toluene	10	U	10	1.3	ug/L			12/17/11 22:40	10
Trichloroethene	**17**		10	1.7	ug/L			12/17/11 22:40	10
Vinyl chloride	10	U	10	2.2	ug/L			12/17/11 22:40	10
Xylenes, Total	20	U	20	2.8	ug/L			12/17/11 22:40	10
1,1,1-Trichloroethane	10	U	10	2.2	ug/L			12/17/11 22:40	10
1,1,2-Trichloroethane	10	U	10	2.7	ug/L			12/17/11 22:40	10
Cyclohexane	10	U	10	1.2	ug/L			12/17/11 22:40	10
1,2-Dibromo-3-Chloropropane	20	U	20	6.7	ug/L			12/17/11 22:40	10
Ethylene Dibromide	10	U	10	2.4	ug/L			12/17/11 22:40	10
Dichlorodifluoromethane	10	U	10	3.1	ug/L			12/17/11 22:40	10
cis-1,2-Dichloroethene	**20**		10	1.7	ug/L			12/17/11 22:40	10
trans-1,2-Dichloroethene	10	U	10	1.9	ug/L			12/17/11 22:40	10
Isopropylbenzene	10	U	10	1.3	ug/L			12/17/11 22:40	10
Methyl acetate	100	U	100	3.8	ug/L			12/17/11 22:40	10
Methyl tert-butyl ether	50	U	50	1.7	ug/L			12/17/11 22:40	10
1,1,2-Trichloro-1,2,2-trifluoroethane	10	U	10	2.8	ug/L			12/17/11 22:40	10
1,2,4-Trichlorobenzene	10	U	10	1.5	ug/L			12/17/11 22:40	10
1,2-Dichlorobenzene	10	U	10	1.3	ug/L			12/17/11 22:40	10
1,3-Dichlorobenzene	10	U	10	1.4	ug/L			12/17/11 22:40	10
1,4-Dichlorobenzene	10	U	10	1.3	ug/L			12/17/11 22:40	10
Trichlorofluoromethane	10	U	10	2.1	ug/L			12/17/11 22:40	10
Chlorodibromomethane	10	U	10	1.8	ug/L			12/17/11 22:40	10
Methylcyclohexane	10	U	10	1.3	ug/L			12/17/11 22:40	10

Client: Conestoga-Rovers & Associates, Inc.
Project/Site: 17324-T07, RACER Former MTM

TestAmerica Job ID: 240-6646-1

Client Sample ID: GW-17324-120611-EM-008
Date Collected: 12/06/11 12:45
Date Received: 12/08/11 09:45

Lab Sample ID: 240-6646-8
Matrix: Water

Surrogate	%Recovery	Qualifier	Limits	Prepared	Analyzed	Dil Fac
1,2-Dichloroethane-d4 (Surr)	104		63 - 129		12/17/11 22:40	10
4-Bromofluorobenzene (Surr)	91		66 - 117		12/17/11 22:40	10
Toluene-d8 (Surr)	99		74 - 115		12/17/11 22:40	10
Dibromofluoromethane (Surr)	102		75 - 121		12/17/11 22:40	10

Client: Conestoga-Rovers & Associates, Inc.
Project/Site: 17324-T07, RACER Former MTM

TestAmerica Job ID: 240-6646-1

Client Sample ID: GW-17324-120611-EM-009
Date Collected: 12/06/11 15:05
Date Received: 12/08/11 09:45

Lab Sample ID: 240-6646-9
Matrix: Water

Method: 8260B - Volatile Organic Compounds (GC/MS)

Analyte	Result	Qualifier	RL	MDL	Unit	D	Prepared	Analyzed	Dil Fac
Acetone	20	U	20	2.2	ug/L			12/17/11 18:21	2
Benzene	2.0	U	2.0	0.26	ug/L			12/17/11 18:21	2
Dichlorobromomethane	2.0	U	2.0	0.30	ug/L			12/17/11 18:21	2
Bromoform	2.0	U	2.0	1.3	ug/L			12/17/11 18:21	2
Bromomethane	2.0	U	2.0	0.82	ug/L			12/17/11 18:21	2
2-Butanone (MEK)	20	U	20	1.1	ug/L			12/17/11 18:21	2
Carbon disulfide	2.0	U	2.0	0.26	ug/L			12/17/11 18:21	2
Carbon tetrachloride	2.0	U	2.0	0.26	ug/L			12/17/11 18:21	2
Chlorobenzene	2.0	U	2.0	0.30	ug/L			12/17/11 18:21	2
Chloroethane	2.0	U	2.0	0.58	ug/L			12/17/11 18:21	2
Chloroform	2.0	U	2.0	0.32	ug/L			12/17/11 18:21	2
Chloromethane	2.0	U	2.0	0.60	ug/L			12/17/11 18:21	2
1,1-Dichloroethane	2.0	U	2.0	0.30	ug/L			12/17/11 18:21	2
1,2-Dichloroethane	2.0	U	2.0	0.44	ug/L			12/17/11 18:21	2
1,1-Dichloroethene	2.0	U	2.0	0.38	ug/L			12/17/11 18:21	2
1,2-Dichloropropane	2.0	U	2.0	0.36	ug/L			12/17/11 18:21	2
cis-1,3-Dichloropropene	2.0	U	2.0	0.28	ug/L			12/17/11 18:21	2
trans-1,3-Dichloropropene	2.0	U	2.0	0.38	ug/L			12/17/11 18:21	2
Ethylbenzene	2.0	U	2.0	0.34	ug/L			12/17/11 18:21	2
2-Hexanone	20	U	20	0.82	ug/L			12/17/11 18:21	2
Methylene Chloride	**0.68**	**J B**	2.0	0.66	ug/L			12/17/11 18:21	2
4-Methyl-2-pentanone (MIBK)	20	U	20	0.64	ug/L			12/17/11 18:21	2
Styrene	2.0	U	2.0	0.22	ug/L			12/17/11 18:21	2
1,1,2,2-Tetrachloroethane	2.0	U	2.0	0.36	ug/L			12/17/11 18:21	2
Tetrachloroethene	**53**		2.0	0.58	ug/L			12/17/11 18:21	2
Toluene	2.0	U	2.0	0.26	ug/L			12/17/11 18:21	2
Trichloroethene	**0.46**	**J**	2.0	0.34	ug/L			12/17/11 18:21	2
Vinyl chloride	**1.1**	**J**	2.0	0.44	ug/L			12/17/11 18:21	2
Xylenes, Total	4.0	U	4.0	0.56	ug/L			12/17/11 18:21	2
1,1,1-Trichloroethane	2.0	U	2.0	0.44	ug/L			12/17/11 18:21	2
1,1,2-Trichloroethane	2.0	U	2.0	0.54	ug/L			12/17/11 18:21	2
Cyclohexane	2.0	U	2.0	0.24	ug/L			12/17/11 18:21	2
1,2-Dibromo-3-Chloropropane	4.0	U	4.0	1.3	ug/L			12/17/11 18:21	2
Ethylene Dibromide	2.0	U	2.0	0.48	ug/L			12/17/11 18:21	2
Dichlorodifluoromethane	2.0	U	2.0	0.62	ug/L			12/17/11 18:21	2
cis-1,2-Dichloroethene	2.0	U	2.0	0.34	ug/L			12/17/11 18:21	2
trans-1,2-Dichloroethene	2.0	U	2.0	0.38	ug/L			12/17/11 18:21	2
Isopropylbenzene	2.0	U	2.0	0.26	ug/L			12/17/11 18:21	2
Methyl acetate	20	U	20	0.76	ug/L			12/17/11 18:21	2
Methyl tert-butyl ether	10	U	10	0.34	ug/L			12/17/11 18:21	2
1,1,2-Trichloro-1,2,2-trifluoroethane	2.0	U	2.0	0.56	ug/L			12/17/11 18:21	2
1,2,4-Trichlorobenzene	2.0	U	2.0	0.30	ug/L			12/17/11 18:21	2
1,2-Dichlorobenzene	2.0	U	2.0	0.26	ug/L			12/17/11 18:21	2
1,3-Dichlorobenzene	2.0	U	2.0	0.28	ug/L			12/17/11 18:21	2
1,4-Dichlorobenzene	2.0	U	2.0	0.26	ug/L			12/17/11 18:21	2
Trichlorofluoromethane	2.0	U	2.0	0.42	ug/L			12/17/11 18:21	2
Chlorodibromomethane	2.0	U	2.0	0.36	ug/L			12/17/11 18:21	2
Methylcyclohexane	2.0	U	2.0	0.26	ug/L			12/17/11 18:21	2

Client: Conestoga-Rovers & Associates, Inc.
Project/Site: 17324-T07, RACER Former MTM

TestAmerica Job ID: 240-6646-1

Client Sample ID: GW-17324-120611-EM-009
Date Collected: 12/06/11 15:05
Date Received: 12/08/11 09:45

Lab Sample ID: 240-6646-9
Matrix: Water

Surrogate	%Recovery	Qualifier	Limits	Prepared	Analyzed	Dil Fac
1,2-Dichloroethane-d4 (Surr)	100		63 - 129		12/17/11 18:21	2
4-Bromofluorobenzene (Surr)	87		66 - 117		12/17/11 18:21	2
Toluene-d8 (Surr)	97		74 - 115		12/17/11 18:21	2
Dibromofluoromethane (Surr)	101		75 - 121		12/17/11 18:21	2

Client: Conestoga-Rovers & Associates, Inc.
Project/Site: 17324-T07, RACER Former MTM

TestAmerica Job ID: 240-6646-1

Client Sample ID: GW-17324-120611-EM-010
Date Collected: 12/06/11 16:20
Date Received: 12/08/11 09:45

Lab Sample ID: 240-6646-10
Matrix: Water

Method: 8260B - Volatile Organic Compounds (GC/MS)

Analyte	Result	Qualifier	RL	MDL	Unit	D	Prepared	Analyzed	Dil Fac
Acetone	80	U	80	8.8	ug/L			12/17/11 18:43	8
Benzene	8.0	U	8.0	1.0	ug/L			12/17/11 18:43	8
Dichlorobromomethane	8.0	U	8.0	1.2	ug/L			12/17/11 18:43	8
Bromoform	8.0	U	8.0	5.1	ug/L			12/17/11 18:43	8
Bromomethane	8.0	U	8.0	3.3	ug/L			12/17/11 18:43	8
2-Butanone (MEK)	80	U	80	4.6	ug/L			12/17/11 18:43	8
Carbon disulfide	8.0	U	8.0	1.0	ug/L			12/17/11 18:43	8
Carbon tetrachloride	8.0	U	8.0	1.0	ug/L			12/17/11 18:43	8
Chlorobenzene	8.0	U	8.0	1.2	ug/L			12/17/11 18:43	8
Chloroethane	8.0	U	8.0	2.3	ug/L			12/17/11 18:43	8
Chloroform	8.0	U	8.0	1.3	ug/L			12/17/11 18:43	8
Chloromethane	8.0	U	8.0	2.4	ug/L			12/17/11 18:43	8
1,1-Dichloroethane	8.0	U	8.0	1.2	ug/L			12/17/11 18:43	8
1,2-Dichloroethane	8.0	U	8.0	1.8	ug/L			12/17/11 18:43	8
1,1-Dichloroethene	8.0	U	8.0	1.5	ug/L			12/17/11 18:43	8
1,2-Dichloropropane	8.0	U	8.0	1.4	ug/L			12/17/11 18:43	8
cis-1,3-Dichloropropene	8.0	U	8.0	1.1	ug/L			12/17/11 18:43	8
trans-1,3-Dichloropropene	8.0	U	8.0	1.5	ug/L			12/17/11 18:43	8
Ethylbenzene	8.0	U	8.0	1.4	ug/L			12/17/11 18:43	8
2-Hexanone	80	U	80	3.3	ug/L			12/17/11 18:43	8
Methylene Chloride	**4.2**	**J B**	8.0	2.6	ug/L			12/17/11 18:43	8
4-Methyl-2-pentanone (MIBK)	80	U	80	2.6	ug/L			12/17/11 18:43	8
Styrene	8.0	U	8.0	0.88	ug/L			12/17/11 18:43	8
1,1,2,2-Tetrachloroethane	8.0	U	8.0	1.4	ug/L			12/17/11 18:43	8
Tetrachloroethene	8.0	U	8.0	2.3	ug/L			12/17/11 18:43	8
Toluene	8.0	U	8.0	1.0	ug/L			12/17/11 18:43	8
Trichloroethene	**220**		8.0	1.4	ug/L			12/17/11 18:43	8
Vinyl chloride	**3.4**	**J**	8.0	1.8	ug/L			12/17/11 18:43	8
Xylenes, Total	16	U	16	2.2	ug/L			12/17/11 18:43	8
1,1,1-Trichloroethane	8.0	U	8.0	1.8	ug/L			12/17/11 18:43	8
1,1,2-Trichloroethane	8.0	U	8.0	2.2	ug/L			12/17/11 18:43	8
Cyclohexane	8.0	U	8.0	0.96	ug/L			12/17/11 18:43	8
1,2-Dibromo-3-Chloropropane	16	U	16	5.4	ug/L			12/17/11 18:43	8
Ethylene Dibromide	8.0	U	8.0	1.9	ug/L			12/17/11 18:43	8
Dichlorodifluoromethane	8.0	U	8.0	2.5	ug/L			12/17/11 18:43	8
cis-1,2-Dichloroethene	**79**		8.0	1.4	ug/L			12/17/11 18:43	8
trans-1,2-Dichloroethene	**13**		8.0	1.5	ug/L			12/17/11 18:43	8
Isopropylbenzene	8.0	U	8.0	1.0	ug/L			12/17/11 18:43	8
Methyl acetate	80	U	80	3.0	ug/L			12/17/11 18:43	8
Methyl tert-butyl ether	40	U	40	1.4	ug/L			12/17/11 18:43	8
1,1,2-Trichloro-1,2,2-trifluoroethane	8.0	U	8.0	2.2	ug/L			12/17/11 18:43	8
1,2,4-Trichlorobenzene	8.0	U	8.0	1.2	ug/L			12/17/11 18:43	8
1,2-Dichlorobenzene	8.0	U	8.0	1.0	ug/L			12/17/11 18:43	8
1,3-Dichlorobenzene	8.0	U	8.0	1.1	ug/L			12/17/11 18:43	8
1,4-Dichlorobenzene	8.0	U	8.0	1.0	ug/L			12/17/11 18:43	8
Trichlorofluoromethane	8.0	U	8.0	1.7	ug/L			12/17/11 18:43	8
Chlorodibromomethane	8.0	U	8.0	1.4	ug/L			12/17/11 18:43	8
Methylcyclohexane	8.0	U	8.0	1.0	ug/L			12/17/11 18:43	8

Client: Conestoga-Rovers & Associates, Inc.
Project/Site: 17324-T07, RACER Former MTM

TestAmerica Job ID: 240-6646-1

Client Sample ID: GW-17324-120611-EM-010
Date Collected: 12/06/11 16:20
Date Received: 12/08/11 09:45

Lab Sample ID: 240-6646-10
Matrix: Water

Surrogate	%Recovery	Qualifier	Limits	Prepared	Analyzed	Dil Fac
1,2-Dichloroethane-d4 (Surr)	104		63 - 129		12/17/11 18:43	8
4-Bromofluorobenzene (Surr)	90		66 - 117		12/17/11 18:43	8
Toluene-d8 (Surr)	99		74 - 115		12/17/11 18:43	8
Dibromofluoromethane (Surr)	103		75 - 121		12/17/11 18:43	8

Client: Conestoga-Rovers & Associates, Inc.
Project/Site: 17324-T07, RACER Former MTM

TestAmerica Job ID: 240-6646-1

Client Sample ID: GW-17324-120611-EM-011
Date Collected: 12/06/11 16:30
Date Received: 12/08/11 09:45

Lab Sample ID: 240-6646-11
Matrix: Water

Method: 8260B - Volatile Organic Compounds (GC/MS)

Analyte	Result	Qualifier	RL	MDL	Unit	D	Prepared	Analyzed	Dil Fac
Acetone	13	U	13	1.4	ug/L			12/17/11 19:04	1.25
Benzene	1.3	U	1.3	0.16	ug/L			12/17/11 19:04	1.25
Dichlorobromomethane	1.3	U	1.3	0.19	ug/L			12/17/11 19:04	1.25
Bromoform	1.3	U	1.3	0.80	ug/L			12/17/11 19:04	1.25
Bromomethane	1.3	U	1.3	0.51	ug/L			12/17/11 19:04	1.25
2-Butanone (MEK)	13	U	13	0.71	ug/L			12/17/11 19:04	1.25
Carbon disulfide	1.3	U	1.3	0.16	ug/L			12/17/11 19:04	1.25
Carbon tetrachloride	1.3	U	1.3	0.16	ug/L			12/17/11 19:04	1.25
Chlorobenzene	1.3	U	1.3	0.19	ug/L			12/17/11 19:04	1.25
Chloroethane	1.3	U	1.3	0.36	ug/L			12/17/11 19:04	1.25
Chloroform	**0.49**	**J**	1.3	0.20	ug/L			12/17/11 19:04	1.25
Chloromethane	1.3	U	1.3	0.38	ug/L			12/17/11 19:04	1.25
1,1-Dichloroethane	1.3	U	1.3	0.19	ug/L			12/17/11 19:04	1.25
1,2-Dichloroethane	1.3	U	1.3	0.28	ug/L			12/17/11 19:04	1.25
1,1-Dichloroethene	1.3	U	1.3	0.24	ug/L			12/17/11 19:04	1.25
1,2-Dichloropropane	1.3	U	1.3	0.23	ug/L			12/17/11 19:04	1.25
cis-1,3-Dichloropropene	1.3	U	1.3	0.18	ug/L			12/17/11 19:04	1.25
trans-1,3-Dichloropropene	1.3	U	1.3	0.24	ug/L			12/17/11 19:04	1.25
Ethylbenzene	1.3	U	1.3	0.21	ug/L			12/17/11 19:04	1.25
2-Hexanone	13	U	13	0.51	ug/L			12/17/11 19:04	1.25
Methylene Chloride	**0.48**	**J B**	1.3	0.41	ug/L			12/17/11 19:04	1.25
4-Methyl-2-pentanone (MIBK)	13	U	13	0.40	ug/L			12/17/11 19:04	1.25
Styrene	1.3	U	1.3	0.14	ug/L			12/17/11 19:04	1.25
1,1,2,2-Tetrachloroethane	1.3	U	1.3	0.23	ug/L			12/17/11 19:04	1.25
Tetrachloroethene	**35**		1.3	0.36	ug/L			12/17/11 19:04	1.25
Toluene	1.3	U	1.3	0.16	ug/L			12/17/11 19:04	1.25
Trichloroethene	**0.88**	**J**	1.3	0.21	ug/L			12/17/11 19:04	1.25
Vinyl chloride	1.3	U	1.3	0.28	ug/L			12/17/11 19:04	1.25
Xylenes, Total	2.5	U	2.5	0.35	ug/L			12/17/11 19:04	1.25
1,1,1-Trichloroethane	1.3	U	1.3	0.28	ug/L			12/17/11 19:04	1.25
1,1,2-Trichloroethane	1.3	U	1.3	0.34	ug/L			12/17/11 19:04	1.25
Cyclohexane	1.3	U	1.3	0.15	ug/L			12/17/11 19:04	1.25
1,2-Dibromo-3-Chloropropane	2.5	U	2.5	0.84	ug/L			12/17/11 19:04	1.25
Ethylene Dibromide	1.3	U	1.3	0.30	ug/L			12/17/11 19:04	1.25
Dichlorodifluoromethane	**0.53**	**J**	1.3	0.39	ug/L			12/17/11 19:04	1.25
cis-1,2-Dichloroethene	1.3	U	1.3	0.21	ug/L			12/17/11 19:04	1.25
trans-1,2-Dichloroethene	1.3	U	1.3	0.24	ug/L			12/17/11 19:04	1.25
Isopropylbenzene	1.3	U	1.3	0.16	ug/L			12/17/11 19:04	1.25
Methyl acetate	13	U	13	0.48	ug/L			12/17/11 19:04	1.25
Methyl tert-butyl ether	6.3	U	6.3	0.21	ug/L			12/17/11 19:04	1.25
1,1,2-Trichloro-1,2,2-trifluoroethane	1.3	U	1.3	0.35	ug/L			12/17/11 19:04	1.25
1,2,4-Trichlorobenzene	1.3	U	1.3	0.19	ug/L			12/17/11 19:04	1.25
1,2-Dichlorobenzene	1.3	U	1.3	0.16	ug/L			12/17/11 19:04	1.25
1,3-Dichlorobenzene	1.3	U	1.3	0.18	ug/L			12/17/11 19:04	1.25
1,4-Dichlorobenzene	1.3	U	1.3	0.16	ug/L			12/17/11 19:04	1.25
Trichlorofluoromethane	1.3	U	1.3	0.26	ug/L			12/17/11 19:04	1.25
Chlorodibromomethane	1.3	U	1.3	0.23	ug/L			12/17/11 19:04	1.25
Methylcyclohexane	1.3	U	1.3	0.16	ug/L			12/17/11 19:04	1.25

Client: Conestoga-Rovers & Associates, Inc.
Project/Site: 17324-T07, RACER Former MTM

TestAmerica Job ID: 240-6646-1

Client Sample ID: GW-17324-120611-EM-011
Date Collected: 12/06/11 16:30
Date Received: 12/08/11 09:45

Lab Sample ID: 240-6646-11
Matrix: Water

Surrogate	%Recovery	Qualifier	Limits	Prepared	Analyzed	Dil Fac
1,2-Dichloroethane-d4 (Surr)	103		63 - 129		12/17/11 19:04	1.25
4-Bromofluorobenzene (Surr)	86		66 - 117		12/17/11 19:04	1.25
Toluene-d8 (Surr)	96		74 - 115		12/17/11 19:04	1.25
Dibromofluoromethane (Surr)	105		75 - 121		12/17/11 19:04	1.25

Client: Conestoga-Rovers & Associates, Inc.
Project/Site: 17324-T07, RACER Former MTM

TestAmerica Job ID: 240-6646-1

Client Sample ID: GW-17324-120711-EM-012
Date Collected: 12/07/11 09:45
Date Received: 12/08/11 09:45

Lab Sample ID: 240-6646-12
Matrix: Water

Method: 8260B - Volatile Organic Compounds (GC/MS)

Analyte	Result	Qualifier	RL	MDL	Unit	D	Prepared	Analyzed	Dil Fac
Acetone	10	U	10	1.1	ug/L			12/16/11 17:12	1
Benzene	**1.3**		1.0	0.13	ug/L			12/16/11 17:12	1
Dichlorobromomethane	1.0	U	1.0	0.15	ug/L			12/16/11 17:12	1
Bromoform	1.0	U	1.0	0.64	ug/L			12/16/11 17:12	1
Bromomethane	1.0	U	1.0	0.41	ug/L			12/16/11 17:12	1
2-Butanone (MEK)	10	U	10	0.57	ug/L			12/16/11 17:12	1
Carbon disulfide	1.0	U	1.0	0.13	ug/L			12/16/11 17:12	1
Carbon tetrachloride	1.0	U	1.0	0.13	ug/L			12/16/11 17:12	1
Chlorobenzene	1.0	U	1.0	0.15	ug/L			12/16/11 17:12	1
Chloroethane	**0.63**	**J**	1.0	0.29	ug/L			12/16/11 17:12	1
Chloroform	1.0	U	1.0	0.16	ug/L			12/16/11 17:12	1
Chloromethane	1.0	U	1.0	0.30	ug/L			12/16/11 17:12	1
1,1-Dichloroethane	**1.1**		1.0	0.15	ug/L			12/16/11 17:12	1
1,2-Dichloroethane	1.0	U	1.0	0.22	ug/L			12/16/11 17:12	1
1,1-Dichloroethene	1.0	U	1.0	0.19	ug/L			12/16/11 17:12	1
1,2-Dichloropropane	1.0	U	1.0	0.18	ug/L			12/16/11 17:12	1
cis-1,3-Dichloropropene	1.0	U	1.0	0.14	ug/L			12/16/11 17:12	1
trans-1,3-Dichloropropene	1.0	U	1.0	0.19	ug/L			12/16/11 17:12	1
Ethylbenzene	1.0	U	1.0	0.17	ug/L			12/16/11 17:12	1
2-Hexanone	10	U	10	0.41	ug/L			12/16/11 17:12	1
Methylene Chloride	1.0	U	1.0	0.33	ug/L			12/16/11 17:12	1
4-Methyl-2-pentanone (MIBK)	10	U	10	0.32	ug/L			12/16/11 17:12	1
Styrene	1.0	U	1.0	0.11	ug/L			12/16/11 17:12	1
1,1,2,2-Tetrachloroethane	1.0	U *	1.0	0.18	ug/L			12/16/11 17:12	1
Tetrachloroethene	**0.95**	**J**	1.0	0.29	ug/L			12/16/11 17:12	1
Toluene	1.0	U	1.0	0.13	ug/L			12/16/11 17:12	1
Trichloroethene	**0.34**	**J**	1.0	0.17	ug/L			12/16/11 17:12	1
Vinyl chloride	1.0	U	1.0	0.22	ug/L			12/16/11 17:12	1
Xylenes, Total	2.0	U	2.0	0.28	ug/L			12/16/11 17:12	1
1,1,1-Trichloroethane	1.0	U	1.0	0.22	ug/L			12/16/11 17:12	1
1,1,2-Trichloroethane	1.0	U	1.0	0.27	ug/L			12/16/11 17:12	1
Cyclohexane	1.0	U	1.0	0.12	ug/L			12/16/11 17:12	1
1,2-Dibromo-3-Chloropropane	2.0	U	2.0	0.67	ug/L			12/16/11 17:12	1
Ethylene Dibromide	1.0	U	1.0	0.24	ug/L			12/16/11 17:12	1
Dichlorodifluoromethane	1.0	U	1.0	0.31	ug/L			12/16/11 17:12	1
cis-1,2-Dichloroethene	**1.4**		1.0	0.17	ug/L			12/16/11 17:12	1
trans-1,2-Dichloroethene	1.0	U	1.0	0.19	ug/L			12/16/11 17:12	1
Isopropylbenzene	**0.16**	**J**	1.0	0.13	ug/L			12/16/11 17:12	1
Methyl acetate	10	U	10	0.38	ug/L			12/16/11 17:12	1
Methyl tert-butyl ether	5.0	U	5.0	0.17	ug/L			12/16/11 17:12	1
1,1,2-Trichloro-1,2,2-trifluoroethane	1.0	U	1.0	0.28	ug/L			12/16/11 17:12	1
1,2,4-Trichlorobenzene	1.0	U	1.0	0.15	ug/L			12/16/11 17:12	1
1,2-Dichlorobenzene	1.0	U	1.0	0.13	ug/L			12/16/11 17:12	1
1,3-Dichlorobenzene	1.0	U	1.0	0.14	ug/L			12/16/11 17:12	1
1,4-Dichlorobenzene	1.0	U	1.0	0.13	ug/L			12/16/11 17:12	1
Trichlorofluoromethane	1.0	U	1.0	0.21	ug/L			12/16/11 17:12	1
Chlorodibromomethane	1.0	U	1.0	0.18	ug/L			12/16/11 17:12	1
Methylcyclohexane	1.0	U	1.0	0.13	ug/L			12/16/11 17:12	1

Client: Conestoga-Rovers & Associates, Inc.
Project/Site: 17324-T07, RACER Former MTM

TestAmerica Job ID: 240-6646-1

Client Sample ID: GW-17324-120711-EM-012
Date Collected: 12/07/11 09:45
Date Received: 12/08/11 09:45

Lab Sample ID: 240-6646-12
Matrix: Water

Surrogate	*%Recovery*	*Qualifier*	*Limits*	*Prepared*	*Analyzed*	*Dil Fac*
1,2-Dichloroethane-d4 (Surr)	*98*		*63 - 129*		*12/16/11 17:12*	*1*
4-Bromofluorobenzene (Surr)	*79*		*66 - 117*		*12/16/11 17:12*	*1*
Toluene-d8 (Surr)	*84*		*74 - 115*		*12/16/11 17:12*	*1*
Dibromofluoromethane (Surr)	*96*		*75 - 121*		*12/16/11 17:12*	*1*

Method: 8082 - Polychlorinated Biphenyls (PCBs) by Gas Chromatography

Analyte	Result	Qualifier	RL	MDL	Unit	D	Prepared	Analyzed	Dil Fac
Aroclor-1016	0.48	U	0.48	0.16	ug/L		12/13/11 08:22	12/16/11 05:21	1
Aroclor-1221	0.48	U	0.48	0.13	ug/L		12/13/11 08:22	12/16/11 05:21	1
Aroclor-1232	0.48	U	0.48	0.15	ug/L		12/13/11 08:22	12/16/11 05:21	1
Aroclor-1242	0.48	U	0.48	0.21	ug/L		12/13/11 08:22	12/16/11 05:21	1
Aroclor-1248	0.48	U	0.48	0.096	ug/L		12/13/11 08:22	12/16/11 05:21	1
Aroclor-1254	0.48	U	0.48	0.15	ug/L		12/13/11 08:22	12/16/11 05:21	1
Aroclor-1260	0.48	U	0.48	0.16	ug/L		12/13/11 08:22	12/16/11 05:21	1

Surrogate	*%Recovery*	*Qualifier*	*Limits*	*Prepared*	*Analyzed*	*Dil Fac*
Tetrachloro-m-xylene	*78*		*35 - 137*	*12/13/11 08:22*	*12/16/11 05:21*	*1*
DCB Decachlorobiphenyl	*65*		*10 - 140*	*12/13/11 08:22*	*12/16/11 05:21*	*1*

Client: Conestoga-Rovers & Associates, Inc.
Project/Site: 17324-T07, RACER Former MTM

TestAmerica Job ID: 240-6646-1

Client Sample ID: GW-17324-120711-EM-013
Date Collected: 12/07/11 10:00
Date Received: 12/08/11 09:45

Lab Sample ID: 240-6646-13
Matrix: Water

Method: 8260B - Volatile Organic Compounds (GC/MS)

Analyte	Result	Qualifier	RL	MDL	Unit	D	Prepared	Analyzed	Dil Fac
Acetone	**13**		10	1.1	ug/L			12/15/11 17:33	1
Benzene	**1.4**		1.0	0.13	ug/L			12/15/11 17:33	1
Dichlorobromomethane	1.0	U	1.0	0.15	ug/L			12/15/11 17:33	1
Bromoform	1.0	U	1.0	0.64	ug/L			12/15/11 17:33	1
Bromomethane	1.0	U	1.0	0.41	ug/L			12/15/11 17:33	1
2-Butanone (MEK)	10	U	10	0.57	ug/L			12/15/11 17:33	1
Carbon disulfide	1.0	U	1.0	0.13	ug/L			12/15/11 17:33	1
Carbon tetrachloride	1.0	U	1.0	0.13	ug/L			12/15/11 17:33	1
Chlorobenzene	1.0	U	1.0	0.15	ug/L			12/15/11 17:33	1
Chloroethane	**0.90**	**J**	1.0	0.29	ug/L			12/15/11 17:33	1
Chloroform	1.0	U	1.0	0.16	ug/L			12/15/11 17:33	1
Chloromethane	1.0	U	1.0	0.30	ug/L			12/15/11 17:33	1
1,1-Dichloroethane	**1.3**		1.0	0.15	ug/L			12/15/11 17:33	1
1,2-Dichloroethane	1.0	U	1.0	0.22	ug/L			12/15/11 17:33	1
1,1-Dichloroethene	1.0	U	1.0	0.19	ug/L			12/15/11 17:33	1
1,2-Dichloropropane	1.0	U	1.0	0.18	ug/L			12/15/11 17:33	1
cis-1,3-Dichloropropene	1.0	U	1.0	0.14	ug/L			12/15/11 17:33	1
trans-1,3-Dichloropropene	1.0	U	1.0	0.19	ug/L			12/15/11 17:33	1
Ethylbenzene	1.0	U	1.0	0.17	ug/L			12/15/11 17:33	1
2-Hexanone	10	U	10	0.41	ug/L			12/15/11 17:33	1
Methylene Chloride	1.0	U	1.0	0.33	ug/L			12/15/11 17:33	1
4-Methyl-2-pentanone (MIBK)	10	U	10	0.32	ug/L			12/15/11 17:33	1
Styrene	1.0	U	1.0	0.11	ug/L			12/15/11 17:33	1
1,1,2,2-Tetrachloroethane	1.0	U	1.0	0.18	ug/L			12/15/11 17:33	1
Tetrachloroethene	**0.90**	**J**	1.0	0.29	ug/L			12/15/11 17:33	1
Toluene	1.0	U	1.0	0.13	ug/L			12/15/11 17:33	1
Trichloroethene	**0.38**	**J**	1.0	0.17	ug/L			12/15/11 17:33	1
Vinyl chloride	**0.67**	**J**	1.0	0.22	ug/L			12/15/11 17:33	1
Xylenes, Total	2.0	U	2.0	0.28	ug/L			12/15/11 17:33	1
1,1,1-Trichloroethane	1.0	U	1.0	0.22	ug/L			12/15/11 17:33	1
1,1,2-Trichloroethane	1.0	U	1.0	0.27	ug/L			12/15/11 17:33	1
Cyclohexane	**4.5**		1.0	0.12	ug/L			12/15/11 17:33	1
1,2-Dibromo-3-Chloropropane	2.0	U	2.0	0.67	ug/L			12/15/11 17:33	1
Ethylene Dibromide	1.0	U	1.0	0.24	ug/L			12/15/11 17:33	1
Dichlorodifluoromethane	1.0	U	1.0	0.31	ug/L			12/15/11 17:33	1
cis-1,2-Dichloroethene	**1.6**		1.0	0.17	ug/L			12/15/11 17:33	1
trans-1,2-Dichloroethene	1.0	U	1.0	0.19	ug/L			12/15/11 17:33	1
Isopropylbenzene	**0.16**	**J**	1.0	0.13	ug/L			12/15/11 17:33	1
Methyl acetate	10	U	10	0.38	ug/L			12/15/11 17:33	1
Methyl tert-butyl ether	5.0	U	5.0	0.17	ug/L			12/15/11 17:33	1
1,1,2-Trichloro-1,2,2-trifluoroethane	1.0	U	1.0	0.28	ug/L			12/15/11 17:33	1
1,2,4-Trichlorobenzene	1.0	U	1.0	0.15	ug/L			12/15/11 17:33	1
1,2-Dichlorobenzene	1.0	U	1.0	0.13	ug/L			12/15/11 17:33	1
1,3-Dichlorobenzene	1.0	U	1.0	0.14	ug/L			12/15/11 17:33	1
1,4-Dichlorobenzene	1.0	U	1.0	0.13	ug/L			12/15/11 17:33	1
Trichlorofluoromethane	1.0	U	1.0	0.21	ug/L			12/15/11 17:33	1
Chlorodibromomethane	1.0	U	1.0	0.18	ug/L			12/15/11 17:33	1
Methylcyclohexane	1.0	U	1.0	0.13	ug/L			12/15/11 17:33	1

Client: Conestoga-Rovers & Associates, Inc.
Project/Site: 17324-T07, RACER Former MTM

TestAmerica Job ID: 240-6646-1

Client Sample ID: GW-17324-120711-EM-013
Date Collected: 12/07/11 10:00
Date Received: 12/08/11 09:45

Lab Sample ID: 240-6646-13
Matrix: Water

Surrogate	*%Recovery*	*Qualifier*	*Limits*	*Prepared*	*Analyzed*	*Dil Fac*
1,2-Dichloroethane-d4 (Surr)	*95*		*63 - 129*		*12/15/11 17:33*	*1*
4-Bromofluorobenzene (Surr)	*91*		*66 - 117*		*12/15/11 17:33*	*1*
Toluene-d8 (Surr)	*85*		*74 - 115*		*12/15/11 17:33*	*1*
Dibromofluoromethane (Surr)	*99*		*75 - 121*		*12/15/11 17:33*	*1*

Method: 8082 - Polychlorinated Biphenyls (PCBs) by Gas Chromatography

Analyte	Result	Qualifier	RL	MDL	Unit	D	Prepared	Analyzed	Dil Fac
Aroclor-1016	0.49	U	0.49	0.17	ug/L		12/13/11 08:22	12/16/11 05:36	1
Aroclor-1221	0.49	U	0.49	0.13	ug/L		12/13/11 08:22	12/16/11 05:36	1
Aroclor-1232	0.49	U	0.49	0.16	ug/L		12/13/11 08:22	12/16/11 05:36	1
Aroclor-1242	0.49	U	0.49	0.21	ug/L		12/13/11 08:22	12/16/11 05:36	1
Aroclor-1248	**0.099**	**J**	0.49	0.097	ug/L		12/13/11 08:22	12/16/11 05:36	1
Aroclor-1254	0.49	U	0.49	0.16	ug/L		12/13/11 08:22	12/16/11 05:36	1
Aroclor-1260	0.49	U	0.49	0.17	ug/L		12/13/11 08:22	12/16/11 05:36	1

Surrogate	*%Recovery*	*Qualifier*	*Limits*	*Prepared*	*Analyzed*	*Dil Fac*
Tetrachloro-m-xylene	*82*		*35 - 137*	*12/13/11 08:22*	*12/16/11 05:36*	*1*
DCB Decachlorobiphenyl	*69*		*10 - 140*	*12/13/11 08:22*	*12/16/11 05:36*	*1*

Client: Conestoga-Rovers & Associates, Inc.
Project/Site: 17324-T07, RACER Former MTM

TestAmerica Job ID: 240-6646-1

Client Sample ID: GW-17324-120711-EM-014
Date Collected: 12/07/11 11:20
Date Received: 12/08/11 09:45

Lab Sample ID: 240-6646-14
Matrix: Water

Method: 8260B - Volatile Organic Compounds (GC/MS)

Analyte	Result	Qualifier	RL	MDL	Unit	D	Prepared	Analyzed	Dil Fac
Acetone	10	U	10	1.1	ug/L			12/15/11 17:56	1
Benzene	1.0	U	1.0	0.13	ug/L			12/15/11 17:56	1
Dichlorobromomethane	1.0	U	1.0	0.15	ug/L			12/15/11 17:56	1
Bromoform	1.0	U	1.0	0.64	ug/L			12/15/11 17:56	1
Bromomethane	1.0	U	1.0	0.41	ug/L			12/15/11 17:56	1
2-Butanone (MEK)	10	U	10	0.57	ug/L			12/15/11 17:56	1
Carbon disulfide	1.0	U	1.0	0.13	ug/L			12/15/11 17:56	1
Carbon tetrachloride	1.0	U	1.0	0.13	ug/L			12/15/11 17:56	1
Chlorobenzene	1.0	U	1.0	0.15	ug/L			12/15/11 17:56	1
Chloroethane	1.0	U	1.0	0.29	ug/L			12/15/11 17:56	1
Chloroform	1.0	U	1.0	0.16	ug/L			12/15/11 17:56	1
Chloromethane	1.0	U	1.0	0.30	ug/L			12/15/11 17:56	1
1,1-Dichloroethane	**0.48**	**J**	1.0	0.15	ug/L			12/15/11 17:56	1
1,2-Dichloroethane	1.0	U	1.0	0.22	ug/L			12/15/11 17:56	1
1,1-Dichloroethene	1.0	U	1.0	0.19	ug/L			12/15/11 17:56	1
1,2-Dichloropropane	1.0	U	1.0	0.18	ug/L			12/15/11 17:56	1
cis-1,3-Dichloropropene	1.0	U	1.0	0.14	ug/L			12/15/11 17:56	1
trans-1,3-Dichloropropene	1.0	U	1.0	0.19	ug/L			12/15/11 17:56	1
Ethylbenzene	1.0	U	1.0	0.17	ug/L			12/15/11 17:56	1
2-Hexanone	10	U	10	0.41	ug/L			12/15/11 17:56	1
Methylene Chloride	1.0	U	1.0	0.33	ug/L			12/15/11 17:56	1
4-Methyl-2-pentanone (MIBK)	10	U	10	0.32	ug/L			12/15/11 17:56	1
Styrene	1.0	U	1.0	0.11	ug/L			12/15/11 17:56	1
1,1,2,2-Tetrachloroethane	1.0	U	1.0	0.18	ug/L			12/15/11 17:56	1
Tetrachloroethene	**0.48**	**J**	1.0	0.29	ug/L			12/15/11 17:56	1
Toluene	1.0	U	1.0	0.13	ug/L			12/15/11 17:56	1
Trichloroethene	1.0	U	1.0	0.17	ug/L			12/15/11 17:56	1
Vinyl chloride	1.0	U	1.0	0.22	ug/L			12/15/11 17:56	1
Xylenes, Total	2.0	U	2.0	0.28	ug/L			12/15/11 17:56	1
1,1,1-Trichloroethane	1.0	U	1.0	0.22	ug/L			12/15/11 17:56	1
1,1,2-Trichloroethane	1.0	U	1.0	0.27	ug/L			12/15/11 17:56	1
Cyclohexane	1.0	U	1.0	0.12	ug/L			12/15/11 17:56	1
1,2-Dibromo-3-Chloropropane	2.0	U	2.0	0.67	ug/L			12/15/11 17:56	1
Ethylene Dibromide	1.0	U	1.0	0.24	ug/L			12/15/11 17:56	1
Dichlorodifluoromethane	1.0	U	1.0	0.31	ug/L			12/15/11 17:56	1
cis-1,2-Dichloroethene	**0.60**	**J**	1.0	0.17	ug/L			12/15/11 17:56	1
trans-1,2-Dichloroethene	1.0	U	1.0	0.19	ug/L			12/15/11 17:56	1
Isopropylbenzene	1.0	U	1.0	0.13	ug/L			12/15/11 17:56	1
Methyl acetate	10	U	10	0.38	ug/L			12/15/11 17:56	1
Methyl tert-butyl ether	5.0	U	5.0	0.17	ug/L			12/15/11 17:56	1
1,1,2-Trichloro-1,2,2-trifluoroethane	1.0	U	1.0	0.28	ug/L			12/15/11 17:56	1
1,2,4-Trichlorobenzene	1.0	U	1.0	0.15	ug/L			12/15/11 17:56	1
1,2-Dichlorobenzene	1.0	U	1.0	0.13	ug/L			12/15/11 17:56	1
1,3-Dichlorobenzene	1.0	U	1.0	0.14	ug/L			12/15/11 17:56	1
1,4-Dichlorobenzene	1.0	U	1.0	0.13	ug/L			12/15/11 17:56	1
Trichlorofluoromethane	1.0	U	1.0	0.21	ug/L			12/15/11 17:56	1
Chlorodibromomethane	1.0	U	1.0	0.18	ug/L			12/15/11 17:56	1
Methylcyclohexane	1.0	U	1.0	0.13	ug/L			12/15/11 17:56	1

Client: Conestoga-Rovers & Associates, Inc.
Project/Site: 17324-T07, RACER Former MTM

TestAmerica Job ID: 240-6646-1

Client Sample ID: GW-17324-120711-EM-014
Date Collected: 12/07/11 11:20
Date Received: 12/08/11 09:45

Lab Sample ID: 240-6646-14
Matrix: Water

Surrogate	%Recovery	Qualifier	Limits	Prepared	Analyzed	Dil Fac
1,2-Dichloroethane-d4 (Surr)	94		63 - 129		12/15/11 17:56	1
4-Bromofluorobenzene (Surr)	90		66 - 117		12/15/11 17:56	1
Toluene-d8 (Surr)	88		74 - 115		12/15/11 17:56	1
Dibromofluoromethane (Surr)	98		75 - 121		12/15/11 17:56	1

Client: Conestoga-Rovers & Associates, Inc.
Project/Site: 17324-T07, RACER Former MTM

TestAmerica Job ID: 240-6646-1

Client Sample ID: GW-17324-120711-EM-015
Date Collected: 12/07/11 12:25
Date Received: 12/08/11 09:45

Lab Sample ID: 240-6646-15
Matrix: Water

Method: 8260B - Volatile Organic Compounds (GC/MS)

Analyte	Result	Qualifier	RL	MDL	Unit	D	Prepared	Analyzed	Dil Fac
Acetone	17	U	17	1.8	ug/L			12/16/11 17:35	1.67
Benzene	1.7	U	1.7	0.22	ug/L			12/16/11 17:35	1.67
Dichlorobromomethane	1.7	U	1.7	0.25	ug/L			12/16/11 17:35	1.67
Bromoform	1.7	U	1.7	1.1	ug/L			12/16/11 17:35	1.67
Bromomethane	1.7	U	1.7	0.68	ug/L			12/16/11 17:35	1.67
2-Butanone (MEK)	17	U	17	0.95	ug/L			12/16/11 17:35	1.67
Carbon disulfide	1.7	U	1.7	0.22	ug/L			12/16/11 17:35	1.67
Carbon tetrachloride	1.7	U	1.7	0.22	ug/L			12/16/11 17:35	1.67
Chlorobenzene	1.7	U	1.7	0.25	ug/L			12/16/11 17:35	1.67
Chloroethane	**17**		1.7	0.48	ug/L			12/16/11 17:35	1.67
Chloroform	1.7	U	1.7	0.27	ug/L			12/16/11 17:35	1.67
Chloromethane	1.7	U	1.7	0.50	ug/L			12/16/11 17:35	1.67
1,1-Dichloroethane	**35**		1.7	0.25	ug/L			12/16/11 17:35	1.67
1,2-Dichloroethane	1.7	U	1.7	0.37	ug/L			12/16/11 17:35	1.67
1,1-Dichloroethene	1.7	U	1.7	0.32	ug/L			12/16/11 17:35	1.67
1,2-Dichloropropane	1.7	U	1.7	0.30	ug/L			12/16/11 17:35	1.67
cis-1,3-Dichloropropene	1.7	U	1.7	0.23	ug/L			12/16/11 17:35	1.67
trans-1,3-Dichloropropene	1.7	U	1.7	0.32	ug/L			12/16/11 17:35	1.67
Ethylbenzene	1.7	U	1.7	0.28	ug/L			12/16/11 17:35	1.67
2-Hexanone	17	U	17	0.68	ug/L			12/16/11 17:35	1.67
Methylene Chloride	1.7	U	1.7	0.55	ug/L			12/16/11 17:35	1.67
4-Methyl-2-pentanone (MIBK)	17	U	17	0.53	ug/L			12/16/11 17:35	1.67
Styrene	1.7	U	1.7	0.18	ug/L			12/16/11 17:35	1.67
1,1,2,2-Tetrachloroethane	1.7	U *	1.7	0.30	ug/L			12/16/11 17:35	1.67
Tetrachloroethene	**0.75**	**J**	1.7	0.48	ug/L			12/16/11 17:35	1.67
Toluene	1.7	U	1.7	0.22	ug/L			12/16/11 17:35	1.67
Trichloroethene	1.7	U	1.7	0.28	ug/L			12/16/11 17:35	1.67
Vinyl chloride	**6.3**		1.7	0.37	ug/L			12/16/11 17:35	1.67
Xylenes, Total	3.3	U	3.3	0.47	ug/L			12/16/11 17:35	1.67
1,1,1-Trichloroethane	**1.5**	**J**	1.7	0.37	ug/L			12/16/11 17:35	1.67
1,1,2-Trichloroethane	1.7	U	1.7	0.45	ug/L			12/16/11 17:35	1.67
Cyclohexane	1.7	U	1.7	0.20	ug/L			12/16/11 17:35	1.67
1,2-Dibromo-3-Chloropropane	3.3	U	3.3	1.1	ug/L			12/16/11 17:35	1.67
Ethylene Dibromide	1.7	U	1.7	0.40	ug/L			12/16/11 17:35	1.67
Dichlorodifluoromethane	1.7	U	1.7	0.52	ug/L			12/16/11 17:35	1.67
cis-1,2-Dichloroethene	1.7	U	1.7	0.28	ug/L			12/16/11 17:35	1.67
trans-1,2-Dichloroethene	1.7	U	1.7	0.32	ug/L			12/16/11 17:35	1.67
Isopropylbenzene	1.7	U	1.7	0.22	ug/L			12/16/11 17:35	1.67
Methyl acetate	17	U	17	0.63	ug/L			12/16/11 17:35	1.67
Methyl tert-butyl ether	8.4	U	8.4	0.28	ug/L			12/16/11 17:35	1.67
1,1,2-Trichloro-1,2,2-trifluoroethane	1.7	U	1.7	0.47	ug/L			12/16/11 17:35	1.67
1,2,4-Trichlorobenzene	1.7	U	1.7	0.25	ug/L			12/16/11 17:35	1.67
1,2-Dichlorobenzene	1.7	U	1.7	0.22	ug/L			12/16/11 17:35	1.67
1,3-Dichlorobenzene	1.7	U	1.7	0.23	ug/L			12/16/11 17:35	1.67
1,4-Dichlorobenzene	1.7	U	1.7	0.22	ug/L			12/16/11 17:35	1.67
Trichlorofluoromethane	1.7	U	1.7	0.35	ug/L			12/16/11 17:35	1.67
Chlorodibromomethane	1.7	U	1.7	0.30	ug/L			12/16/11 17:35	1.67
Methylcyclohexane	1.7	U	1.7	0.22	ug/L			12/16/11 17:35	1.67

Client: Conestoga-Rovers & Associates, Inc.
Project/Site: 17324-T07, RACER Former MTM

TestAmerica Job ID: 240-6646-1

Client Sample ID: GW-17324-120711-EM-015
Date Collected: 12/07/11 12:25
Date Received: 12/08/11 09:45

Lab Sample ID: 240-6646-15
Matrix: Water

Surrogate	%Recovery	Qualifier	Limits	Prepared	Analyzed	Dil Fac
1,2-Dichloroethane-d4 (Surr)	108		63 - 129		12/16/11 17:35	1.67
4-Bromofluorobenzene (Surr)	91		66 - 117		12/16/11 17:35	1.67
Toluene-d8 (Surr)	83		74 - 115		12/16/11 17:35	1.67
Dibromofluoromethane (Surr)	113		75 - 121		12/16/11 17:35	1.67

Client: Conestoga-Rovers & Associates, Inc.
Project/Site: 17324-T07, RACER Former MTM

TestAmerica Job ID: 240-6646-1

Client Sample ID: GW-17324-120711-EM-016
Date Collected: 12/07/11 14:50
Date Received: 12/08/11 09:45

Lab Sample ID: 240-6646-16
Matrix: Water

Method: 8260B - Volatile Organic Compounds (GC/MS)

Analyte	Result	Qualifier	RL	MDL	Unit	D	Prepared	Analyzed	Dil Fac
Acetone	10	U	10	1.1	ug/L			12/15/11 18:18	1
Benzene	1.0	U	1.0	0.13	ug/L			12/15/11 18:18	1
Dichlorobromomethane	1.0	U	1.0	0.15	ug/L			12/15/11 18:18	1
Bromoform	1.0	U	1.0	0.64	ug/L			12/15/11 18:18	1
Bromomethane	1.0	U	1.0	0.41	ug/L			12/15/11 18:18	1
2-Butanone (MEK)	10	U	10	0.57	ug/L			12/15/11 18:18	1
Carbon disulfide	1.0	U	1.0	0.13	ug/L			12/15/11 18:18	1
Carbon tetrachloride	**0.53**	**J**	1.0	0.13	ug/L			12/15/11 18:18	1
Chlorobenzene	1.0	U	1.0	0.15	ug/L			12/15/11 18:18	1
Chloroethane	1.0	U	1.0	0.29	ug/L			12/15/11 18:18	1
Chloroform	**0.22**	**J**	1.0	0.16	ug/L			12/15/11 18:18	1
Chloromethane	1.0	U	1.0	0.30	ug/L			12/15/11 18:18	1
1,1-Dichloroethane	1.0	U	1.0	0.15	ug/L			12/15/11 18:18	1
1,2-Dichloroethane	1.0	U	1.0	0.22	ug/L			12/15/11 18:18	1
1,1-Dichloroethene	1.0	U	1.0	0.19	ug/L			12/15/11 18:18	1
1,2-Dichloropropane	1.0	U	1.0	0.18	ug/L			12/15/11 18:18	1
cis-1,3-Dichloropropene	1.0	U	1.0	0.14	ug/L			12/15/11 18:18	1
trans-1,3-Dichloropropene	1.0	U	1.0	0.19	ug/L			12/15/11 18:18	1
Ethylbenzene	1.0	U	1.0	0.17	ug/L			12/15/11 18:18	1
2-Hexanone	10	U	10	0.41	ug/L			12/15/11 18:18	1
Methylene Chloride	1.0	U	1.0	0.33	ug/L			12/15/11 18:18	1
4-Methyl-2-pentanone (MIBK)	10	U	10	0.32	ug/L			12/15/11 18:18	1
Styrene	1.0	U	1.0	0.11	ug/L			12/15/11 18:18	1
1,1,2,2-Tetrachloroethane	1.0	U	1.0	0.18	ug/L			12/15/11 18:18	1
Tetrachloroethene	**0.49**	**J**	1.0	0.29	ug/L			12/15/11 18:18	1
Toluene	1.0	U	1.0	0.13	ug/L			12/15/11 18:18	1
Trichloroethene	**2.2**		1.0	0.17	ug/L			12/15/11 18:18	1
Vinyl chloride	1.0	U	1.0	0.22	ug/L			12/15/11 18:18	1
Xylenes, Total	2.0	U	2.0	0.28	ug/L			12/15/11 18:18	1
1,1,1-Trichloroethane	**0.45**	**J**	1.0	0.22	ug/L			12/15/11 18:18	1
1,1,2-Trichloroethane	1.0	U	1.0	0.27	ug/L			12/15/11 18:18	1
Cyclohexane	1.0	U	1.0	0.12	ug/L			12/15/11 18:18	1
1,2-Dibromo-3-Chloropropane	2.0	U	2.0	0.67	ug/L			12/15/11 18:18	1
Ethylene Dibromide	1.0	U	1.0	0.24	ug/L			12/15/11 18:18	1
Dichlorodifluoromethane	1.0	U	1.0	0.31	ug/L			12/15/11 18:18	1
cis-1,2-Dichloroethene	1.0	U	1.0	0.17	ug/L			12/15/11 18:18	1
trans-1,2-Dichloroethene	1.0	U	1.0	0.19	ug/L			12/15/11 18:18	1
Isopropylbenzene	1.0	U	1.0	0.13	ug/L			12/15/11 18:18	1
Methyl acetate	10	U	10	0.38	ug/L			12/15/11 18:18	1
Methyl tert-butyl ether	5.0	U	5.0	0.17	ug/L			12/15/11 18:18	1
1,1,2-Trichloro-1,2,2-trifluoroethane	1.0	U	1.0	0.28	ug/L			12/15/11 18:18	1
1,2,4-Trichlorobenzene	1.0	U	1.0	0.15	ug/L			12/15/11 18:18	1
1,2-Dichlorobenzene	1.0	U	1.0	0.13	ug/L			12/15/11 18:18	1
1,3-Dichlorobenzene	1.0	U	1.0	0.14	ug/L			12/15/11 18:18	1
1,4-Dichlorobenzene	1.0	U	1.0	0.13	ug/L			12/15/11 18:18	1
Trichlorofluoromethane	1.0	U	1.0	0.21	ug/L			12/15/11 18:18	1
Chlorodibromomethane	1.0	U	1.0	0.18	ug/L			12/15/11 18:18	1
Methylcyclohexane	1.0	U	1.0	0.13	ug/L			12/15/11 18:18	1

Client Sample ID: GW-17324-120711-EM-016
Date Collected: 12/07/11 14:50
Date Received: 12/08/11 09:45

Lab Sample ID: 240-6646-16
Matrix: Water

Surrogate	%Recovery	Qualifier	Limits	Prepared	Analyzed	Dil Fac
1,2-Dichloroethane-d4 (Surr)	*108*		*63 - 129*		*12/15/11 18:18*	*1*
4-Bromofluorobenzene (Surr)	*95*		*66 - 117*		*12/15/11 18:18*	*1*
Toluene-d8 (Surr)	*80*		*74 - 115*		*12/15/11 18:18*	*1*
Dibromofluoromethane (Surr)	*103*		*75 - 121*		*12/15/11 18:18*	*1*

Method: 8270C - Semivolatile Organic Compounds (GC/MS)

Analyte	Result	Qualifier	RL	MDL	Unit	D	Prepared	Analyzed	Dil Fac
1,1'-Biphenyl	0.97	U	0.97	0.78	ug/L		12/14/11 08:14	12/19/11 15:09	1
2,2'-oxybis[1-chloropropane]	0.97	U	0.97	0.39	ug/L		12/14/11 08:14	12/19/11 15:09	1
2,4,5-Trichlorophenol	4.9	U	4.9	0.29	ug/L		12/14/11 08:14	12/19/11 15:09	1
2,4,6-Trichlorophenol	4.9	U	4.9	0.78	ug/L		12/14/11 08:14	12/19/11 15:09	1
2,4-Dichlorophenol	1.9	U	1.9	0.78	ug/L		12/14/11 08:14	12/19/11 15:09	1
2,4-Dimethylphenol	1.9	U	1.9	0.78	ug/L		12/14/11 08:14	12/19/11 15:09	1
2,4-Dinitrophenol	4.9	U	4.9	2.3	ug/L		12/14/11 08:14	12/19/11 15:09	1
2,4-Dinitrotoluene	4.9	U	4.9	0.26	ug/L		12/14/11 08:14	12/19/11 15:09	1
2,6-Dinitrotoluene	4.9	U	4.9	0.78	ug/L		12/14/11 08:14	12/19/11 15:09	1
2-Chloronaphthalene	0.97	U	0.97	0.097	ug/L		12/14/11 08:14	12/19/11 15:09	1
2-Chlorophenol	0.97	U	0.97	0.28	ug/L		12/14/11 08:14	12/19/11 15:09	1
2-Methylnaphthalene	0.19	U	0.19	0.097	ug/L		12/14/11 08:14	12/19/11 15:09	1
2-Methylphenol	0.97	U	0.97	0.78	ug/L		12/14/11 08:14	12/19/11 15:09	1
2-Nitroaniline	1.9	U	1.9	0.78	ug/L		12/14/11 08:14	12/19/11 15:09	1
2-Nitrophenol	1.9	U	1.9	0.27	ug/L		12/14/11 08:14	12/19/11 15:09	1
3,3'-Dichlorobenzidine	4.9	U	4.9	0.36	ug/L		12/14/11 08:14	12/19/11 15:09	1
3-Nitroaniline	1.9	U	1.9	0.27	ug/L		12/14/11 08:14	12/19/11 15:09	1
4,6-Dinitro-2-methylphenol	4.9	U	4.9	2.3	ug/L		12/14/11 08:14	12/19/11 15:09	1
4-Bromophenyl phenyl ether	1.9	U	1.9	0.78	ug/L		12/14/11 08:14	12/19/11 15:09	1
4-Chloro-3-methylphenol	1.9	U	1.9	0.78	ug/L		12/14/11 08:14	12/19/11 15:09	1
4-Chloroaniline	1.9	U	1.9	0.78	ug/L		12/14/11 08:14	12/19/11 15:09	1
4-Chlorophenyl phenyl ether	1.9	U	1.9	0.29	ug/L		12/14/11 08:14	12/19/11 15:09	1
4-Nitroaniline	1.9	U	1.9	0.78	ug/L		12/14/11 08:14	12/19/11 15:09	1
4-Nitrophenol	4.9	U	4.9	2.3	ug/L		12/14/11 08:14	12/19/11 15:09	1
Acenaphthene	0.19	U	0.19	0.097	ug/L		12/14/11 08:14	12/19/11 15:09	1
Acenaphthylene	0.19	U	0.19	0.097	ug/L		12/14/11 08:14	12/19/11 15:09	1
Acetophenone	0.97	U	0.97	0.33	ug/L		12/14/11 08:14	12/19/11 15:09	1
Anthracene	0.19	U	0.19	0.097	ug/L		12/14/11 08:14	12/19/11 15:09	1
Atrazine	0.97	U	0.97	0.33	ug/L		12/14/11 08:14	12/19/11 15:09	1
Benzaldehyde	0.97	U	0.97	0.38	ug/L		12/14/11 08:14	12/19/11 15:09	1
Benzo[a]anthracene	0.19	U	0.19	0.097	ug/L		12/14/11 08:14	12/19/11 15:09	1
Benzo[a]pyrene	0.19	U	0.19	0.097	ug/L		12/14/11 08:14	12/19/11 15:09	1
Benzo[b]fluoranthene	0.19	U	0.19	0.097	ug/L		12/14/11 08:14	12/19/11 15:09	1
Benzo[g,h,i]perylene	0.19	U	0.19	0.097	ug/L		12/14/11 08:14	12/19/11 15:09	1
Benzo[k]fluoranthene	0.19	U	0.19	0.097	ug/L		12/14/11 08:14	12/19/11 15:09	1
Bis(2-chloroethoxy)methane	0.97	U	0.97	0.31	ug/L		12/14/11 08:14	12/19/11 15:09	1
Bis(2-chloroethyl)ether	0.97	U	0.97	0.097	ug/L		12/14/11 08:14	12/19/11 15:09	1
Bis(2-ethylhexyl) phthalate	**1.0**	**J B**	1.9	0.78	ug/L		12/14/11 08:14	12/19/11 15:09	1
Butyl benzyl phthalate	0.97	U	0.97	0.78	ug/L		12/14/11 08:14	12/19/11 15:09	1
Caprolactam	4.9	U	4.9	0.78	ug/L		12/14/11 08:14	12/19/11 15:09	1
Carbazole	0.97	U	0.97	0.27	ug/L		12/14/11 08:14	12/19/11 15:09	1
Chrysene	0.19	U	0.19	0.097	ug/L		12/14/11 08:14	12/19/11 15:09	1
Dibenz(a,h)anthracene	0.19	U	0.19	0.097	ug/L		12/14/11 08:14	12/19/11 15:09	1
Dibenzofuran	0.97	U	0.97	0.097	ug/L		12/14/11 08:14	12/19/11 15:09	1

Client Sample ID: GW-17324-120711-EM-016
Date Collected: 12/07/11 14:50
Date Received: 12/08/11 09:45

Lab Sample ID: 240-6646-16
Matrix: Water

Method: 8270C - Semivolatile Organic Compounds (GC/MS) (Continued)

Analyte	Result	Qualifier	RL	MDL	Unit	D	Prepared	Analyzed	Dil Fac
Diethyl phthalate	0.97	U	0.97	0.58	ug/L		12/14/11 08:14	12/19/11 15:09	1
Dimethyl phthalate	0.97	U	0.97	0.28	ug/L		12/14/11 08:14	12/19/11 15:09	1
Di-n-butyl phthalate	0.97	U	0.97	0.65	ug/L		12/14/11 08:14	12/19/11 15:09	1
Di-n-octyl phthalate	0.97	U	0.97	0.78	ug/L		12/14/11 08:14	12/19/11 15:09	1
Fluoranthene	0.19	U	0.19	0.097	ug/L		12/14/11 08:14	12/19/11 15:09	1
Fluorene	0.19	U	0.19	0.097	ug/L		12/14/11 08:14	12/19/11 15:09	1
Hexachlorobenzene	0.19	U	0.19	0.097	ug/L		12/14/11 08:14	12/19/11 15:09	1
Hexachlorobutadiene	0.97	U	0.97	0.26	ug/L		12/14/11 08:14	12/19/11 15:09	1
Hexachlorocyclopentadiene	9.7	U	9.7	0.78	ug/L		12/14/11 08:14	12/19/11 15:09	1
Hexachloroethane	0.97	U	0.97	0.78	ug/L		12/14/11 08:14	12/19/11 15:09	1
Indeno[1,2,3-cd]pyrene	0.19	U	0.19	0.097	ug/L		12/14/11 08:14	12/19/11 15:09	1
Isophorone	0.97	U	0.97	0.26	ug/L		12/14/11 08:14	12/19/11 15:09	1
Naphthalene	0.19	U	0.19	0.097	ug/L		12/14/11 08:14	12/19/11 15:09	1
Nitrobenzene	0.97	U	0.97	0.039	ug/L		12/14/11 08:14	12/19/11 15:09	1
N-Nitrosodi-n-propylamine	0.97	U	0.97	0.78	ug/L		12/14/11 08:14	12/19/11 15:09	1
N-Nitrosodiphenylamine	0.97	U	0.97	0.30	ug/L		12/14/11 08:14	12/19/11 15:09	1
Pentachlorophenol	4.9	U	4.9	2.3	ug/L		12/14/11 08:14	12/19/11 15:09	1
Phenol	0.97	U	0.97	0.58	ug/L		12/14/11 08:14	12/19/11 15:09	1
Phenanthrene	0.19	U	0.19	0.097	ug/L		12/14/11 08:14	12/19/11 15:09	1
Pyrene	0.19	U	0.19	0.097	ug/L		12/14/11 08:14	12/19/11 15:09	1
3 & 4 Methylphenol	1.9	U	1.9	0.73	ug/L		12/14/11 08:14	12/19/11 15:09	1

Surrogate	*%Recovery*	*Qualifier*	*Limits*	*Prepared*	*Analyzed*	*Dil Fac*
2-Fluorobiphenyl (Surr)	*63*		*28 - 110*	*12/14/11 08:14*	*12/19/11 15:09*	*1*
2-Fluorophenol (Surr)	*65*		*10 - 110*	*12/14/11 08:14*	*12/19/11 15:09*	*1*
2,4,6-Tribromophenol (Surr)	*73*		*22 - 120*	*12/14/11 08:14*	*12/19/11 15:09*	*1*
Nitrobenzene-d5 (Surr)	*70*		*27 - 111*	*12/14/11 08:14*	*12/19/11 15:09*	*1*
Phenol-d5 (Surr)	*69*		*10 - 110*	*12/14/11 08:14*	*12/19/11 15:09*	*1*
Terphenyl-d14 (Surr)	*82*		*37 - 119*	*12/14/11 08:14*	*12/19/11 15:09*	*1*

Method: 8082 - Polychlorinated Biphenyls (PCBs) by Gas Chromatography

Analyte	Result	Qualifier	RL	MDL	Unit	D	Prepared	Analyzed	Dil Fac
Aroclor-1016	0.48	U	0.48	0.16	ug/L		12/13/11 08:22	12/16/11 07:45	1
Aroclor-1221	0.48	U	0.48	0.13	ug/L		12/13/11 08:22	12/16/11 07:45	1
Aroclor-1232	0.48	U	0.48	0.15	ug/L		12/13/11 08:22	12/16/11 07:45	1
Aroclor-1242	0.48	U	0.48	0.21	ug/L		12/13/11 08:22	12/16/11 07:45	1
Aroclor-1248	0.48	U	0.48	0.096	ug/L		12/13/11 08:22	12/16/11 07:45	1
Aroclor-1254	0.48	U	0.48	0.15	ug/L		12/13/11 08:22	12/16/11 07:45	1
Aroclor-1260	0.48	U	0.48	0.16	ug/L		12/13/11 08:22	12/16/11 07:45	1

Surrogate	*%Recovery*	*Qualifier*	*Limits*	*Prepared*	*Analyzed*	*Dil Fac*
Tetrachloro-m-xylene	*85*		*35 - 137*	*12/13/11 08:22*	*12/16/11 07:45*	*1*
DCB Decachlorobiphenyl	*86*		*10 - 140*	*12/13/11 08:22*	*12/16/11 07:45*	*1*

Method: 6010B - Metals (ICP) - Total Recoverable

Analyte	Result	Qualifier	RL	MDL	Unit	D	Prepared	Analyzed	Dil Fac
Aluminum	200	U	200	97	ug/L		12/13/11 06:40	12/14/11 11:20	1
Antimony	**6.8**	**J**	10	1.8	ug/L		12/13/11 06:40	12/14/11 11:20	1
Barium	**74**	**J B**	200	0.67	ug/L		12/13/11 06:40	12/14/11 11:20	1
Beryllium	5.0	U	5.0	0.46	ug/L		12/13/11 06:40	12/14/11 11:20	1
Calcium	**160000**	**B**	5000	130	ug/L		12/13/11 06:40	12/14/11 11:20	1

Client: Conestoga-Rovers & Associates, Inc.
Project/Site: 17324-T07, RACER Former MTM

TestAmerica Job ID: 240-6646-1

Client Sample ID: GW-17324-120711-EM-016
Date Collected: 12/07/11 14:50
Date Received: 12/08/11 09:45

Lab Sample ID: 240-6646-16
Matrix: Water

Method: 6010B - Metals (ICP) - Total Recoverable (Continued)

Analyte	Result	Qualifier	RL	MDL	Unit	D	Prepared	Analyzed	Dil Fac
Cadmium	2.0	U	2.0	0.66	ug/L		12/13/11 06:40	12/14/11 11:20	1
Cobalt	7.0	U	7.0	1.7	ug/L		12/13/11 06:40	12/14/11 11:20	1
Chromium	5.0	U	5.0	2.2	ug/L		12/13/11 06:40	12/14/11 11:20	1
Copper	25	U	25	4.5	ug/L		12/13/11 06:40	12/14/11 11:20	1
Iron	**200**		100	81	ug/L		12/13/11 06:40	12/14/11 11:20	1
Potassium	**3400**	**J B**	5000	72	ug/L		12/13/11 06:40	12/14/11 11:20	1
Magnesium	**49000**	**B**	5000	34	ug/L		12/13/11 06:40	12/14/11 11:20	1
Manganese	**11**	**J**	15	0.41	ug/L		12/13/11 06:40	12/14/11 11:20	1
Silver	5.0	U	5.0	2.2	ug/L		12/13/11 06:40	12/14/11 11:20	1
Sodium	**34000**		5000	590	ug/L		12/13/11 06:40	12/14/11 11:20	1
Nickel	**5.3**	**J**	40	3.2	ug/L		12/13/11 06:40	12/14/11 11:20	1
Vanadium	7.0	U	7.0	0.64	ug/L		12/13/11 06:40	12/14/11 11:20	1
Zinc	**11**	**J B**	50	5.0	ug/L		12/13/11 06:40	12/14/11 11:20	1
Arsenic	10	U	10	3.2	ug/L		12/13/11 06:40	12/14/11 11:20	1
Lead	3.0	U	3.0	1.9	ug/L		12/13/11 06:40	12/14/11 11:20	1
Selenium	5.0	U	5.0	4.1	ug/L		12/13/11 06:40	12/14/11 11:20	1
Thallium	10	U	10	4.7	ug/L		12/13/11 06:40	12/14/11 11:20	1

Method: 7470A - Mercury (CVAA)

Analyte	Result	Qualifier	RL	MDL	Unit	D	Prepared	Analyzed	Dil Fac
Mercury	0.20	U	0.20	0.12	ug/L		12/15/11 14:50	12/16/11 13:49	1

Client: Conestoga-Rovers & Associates, Inc.
Project/Site: 17324-T07, RACER Former MTM

TestAmerica Job ID: 240-6646-1

Client Sample ID: GW-17324-120711-EM-017
Date Collected: 12/07/11 09:40
Date Received: 12/08/11 09:45

Lab Sample ID: 240-6646-17
Matrix: Water

Method: 8260B - Volatile Organic Compounds (GC/MS)

Analyte	Result	Qualifier	RL	MDL	Unit	D	Prepared	Analyzed	Dil Fac
Acetone	40	U	40	4.4	ug/L			12/16/11 17:58	4
Benzene	4.0	U	4.0	0.52	ug/L			12/16/11 17:58	4
Dichlorobromomethane	4.0	U	4.0	0.60	ug/L			12/16/11 17:58	4
Bromoform	4.0	U	4.0	2.6	ug/L			12/16/11 17:58	4
Bromomethane	4.0	U	4.0	1.6	ug/L			12/16/11 17:58	4
2-Butanone (MEK)	40	U	40	2.3	ug/L			12/16/11 17:58	4
Carbon disulfide	4.0	U	4.0	0.52	ug/L			12/16/11 17:58	4
Carbon tetrachloride	4.0	U	4.0	0.52	ug/L			12/16/11 17:58	4
Chlorobenzene	4.0	U	4.0	0.60	ug/L			12/16/11 17:58	4
Chloroethane	4.0	U	4.0	1.2	ug/L			12/16/11 17:58	4
Chloroform	4.0	U	4.0	0.64	ug/L			12/16/11 17:58	4
Chloromethane	4.0	U	4.0	1.2	ug/L			12/16/11 17:58	4
1,1-Dichloroethane	4.0	U	4.0	0.60	ug/L			12/16/11 17:58	4
1,2-Dichloroethane	4.0	U	4.0	0.88	ug/L			12/16/11 17:58	4
1,1-Dichloroethene	4.0	U	4.0	0.76	ug/L			12/16/11 17:58	4
1,2-Dichloropropane	4.0	U	4.0	0.72	ug/L			12/16/11 17:58	4
cis-1,3-Dichloropropene	4.0	U	4.0	0.56	ug/L			12/16/11 17:58	4
trans-1,3-Dichloropropene	4.0	U	4.0	0.76	ug/L			12/16/11 17:58	4
Ethylbenzene	4.0	U	4.0	0.68	ug/L			12/16/11 17:58	4
2-Hexanone	40	U	40	1.6	ug/L			12/16/11 17:58	4
Methylene Chloride	**1.3**	**J**	4.0	1.3	ug/L			12/16/11 17:58	4
4-Methyl-2-pentanone (MIBK)	40	U	40	1.3	ug/L			12/16/11 17:58	4
Styrene	4.0	U	4.0	0.44	ug/L			12/16/11 17:58	4
1,1,2,2-Tetrachloroethane	4.0	U *	4.0	0.72	ug/L			12/16/11 17:58	4
Tetrachloroethene	4.0	U	4.0	1.2	ug/L			12/16/11 17:58	4
Toluene	4.0	U	4.0	0.52	ug/L			12/16/11 17:58	4
Trichloroethene	**83**		4.0	0.68	ug/L			12/16/11 17:58	4
Vinyl chloride	4.0	U	4.0	0.88	ug/L			12/16/11 17:58	4
Xylenes, Total	8.0	U	8.0	1.1	ug/L			12/16/11 17:58	4
1,1,1-Trichloroethane	4.0	U	4.0	0.88	ug/L			12/16/11 17:58	4
1,1,2-Trichloroethane	4.0	U	4.0	1.1	ug/L			12/16/11 17:58	4
Cyclohexane	4.0	U	4.0	0.48	ug/L			12/16/11 17:58	4
1,2-Dibromo-3-Chloropropane	8.0	U	8.0	2.7	ug/L			12/16/11 17:58	4
Ethylene Dibromide	4.0	U	4.0	0.96	ug/L			12/16/11 17:58	4
Dichlorodifluoromethane	4.0	U	4.0	1.2	ug/L			12/16/11 17:58	4
cis-1,2-Dichloroethene	**35**		4.0	0.68	ug/L			12/16/11 17:58	4
trans-1,2-Dichloroethene	**64**		4.0	0.76	ug/L			12/16/11 17:58	4
Isopropylbenzene	4.0	U	4.0	0.52	ug/L			12/16/11 17:58	4
Methyl acetate	40	U	40	1.5	ug/L			12/16/11 17:58	4
Methyl tert-butyl ether	20	U	20	0.68	ug/L			12/16/11 17:58	4
1,1,2-Trichloro-1,2,2-trifluoroethane	4.0	U	4.0	1.1	ug/L			12/16/11 17:58	4
1,2,4-Trichlorobenzene	4.0	U	4.0	0.60	ug/L			12/16/11 17:58	4
1,2-Dichlorobenzene	4.0	U	4.0	0.52	ug/L			12/16/11 17:58	4
1,3-Dichlorobenzene	4.0	U	4.0	0.56	ug/L			12/16/11 17:58	4
1,4-Dichlorobenzene	4.0	U	4.0	0.52	ug/L			12/16/11 17:58	4
Trichlorofluoromethane	4.0	U	4.0	0.84	ug/L			12/16/11 17:58	4
Chlorodibromomethane	4.0	U	4.0	0.72	ug/L			12/16/11 17:58	4
Methylcyclohexane	4.0	U	4.0	0.52	ug/L			12/16/11 17:58	4

Client: Conestoga-Rovers & Associates, Inc.
Project/Site: 17324-T07, RACER Former MTM

TestAmerica Job ID: 240-6646-1

Client Sample ID: GW-17324-120711-EM-017
Date Collected: 12/07/11 09:40
Date Received: 12/08/11 09:45

Lab Sample ID: 240-6646-17
Matrix: Water

Surrogate	%Recovery	Qualifier	Limits	Prepared	Analyzed	Dil Fac
1,2-Dichloroethane-d4 (Surr)	114		63 - 129		12/16/11 17:58	4
4-Bromofluorobenzene (Surr)	91		66 - 117		12/16/11 17:58	4
Toluene-d8 (Surr)	96		74 - 115		12/16/11 17:58	4
Dibromofluoromethane (Surr)	104		75 - 121		12/16/11 17:58	4

Client: Conestoga-Rovers & Associates, Inc.
Project/Site: 17324-T07, RACER Former MTM

TestAmerica Job ID: 240-6646-1

Client Sample ID: GW-17324-120711-EM-018
Date Collected: 12/07/11 10:50
Date Received: 12/08/11 09:45

Lab Sample ID: 240-6646-18
Matrix: Water

Method: 8260B - Volatile Organic Compounds (GC/MS)

Analyte	Result	Qualifier	RL	MDL	Unit	D	Prepared	Analyzed	Dil Fac
Acetone	10	U	10	1.1	ug/L			12/17/11 19:26	1
Benzene	1.0	U	1.0	0.13	ug/L			12/17/11 19:26	1
Dichlorobromomethane	1.0	U	1.0	0.15	ug/L			12/17/11 19:26	1
Bromoform	1.0	U	1.0	0.64	ug/L			12/17/11 19:26	1
Bromomethane	1.0	U	1.0	0.41	ug/L			12/17/11 19:26	1
2-Butanone (MEK)	10	U	10	0.57	ug/L			12/17/11 19:26	1
Carbon disulfide	1.0	U	1.0	0.13	ug/L			12/17/11 19:26	1
Carbon tetrachloride	1.0	U	1.0	0.13	ug/L			12/17/11 19:26	1
Chlorobenzene	1.0	U	1.0	0.15	ug/L			12/17/11 19:26	1
Chloroethane	1.0	U	1.0	0.29	ug/L			12/17/11 19:26	1
Chloroform	1.0	U	1.0	0.16	ug/L			12/17/11 19:26	1
Chloromethane	1.0	U	1.0	0.30	ug/L			12/17/11 19:26	1
1,1-Dichloroethane	1.0	U	1.0	0.15	ug/L			12/17/11 19:26	1
1,2-Dichloroethane	1.0	U	1.0	0.22	ug/L			12/17/11 19:26	1
1,1-Dichloroethene	1.0	U	1.0	0.19	ug/L			12/17/11 19:26	1
1,2-Dichloropropane	1.0	U	1.0	0.18	ug/L			12/17/11 19:26	1
cis-1,3-Dichloropropene	1.0	U	1.0	0.14	ug/L			12/17/11 19:26	1
trans-1,3-Dichloropropene	1.0	U	1.0	0.19	ug/L			12/17/11 19:26	1
Ethylbenzene	1.0	U	1.0	0.17	ug/L			12/17/11 19:26	1
2-Hexanone	10	U	10	0.41	ug/L			12/17/11 19:26	1
Methylene Chloride	1.0	U	1.0	0.33	ug/L			12/17/11 19:26	1
4-Methyl-2-pentanone (MIBK)	10	U	10	0.32	ug/L			12/17/11 19:26	1
Styrene	1.0	U	1.0	0.11	ug/L			12/17/11 19:26	1
1,1,2,2-Tetrachloroethane	1.0	U	1.0	0.18	ug/L			12/17/11 19:26	1
Tetrachloroethene	1.0	U	1.0	0.29	ug/L			12/17/11 19:26	1
Toluene	1.0	U	1.0	0.13	ug/L			12/17/11 19:26	1
Trichloroethene	**0.83**	**J**	1.0	0.17	ug/L			12/17/11 19:26	1
Vinyl chloride	1.0	U	1.0	0.22	ug/L			12/17/11 19:26	1
Xylenes, Total	2.0	U	2.0	0.28	ug/L			12/17/11 19:26	1
1,1,1-Trichloroethane	1.0	U	1.0	0.22	ug/L			12/17/11 19:26	1
1,1,2-Trichloroethane	1.0	U	1.0	0.27	ug/L			12/17/11 19:26	1
Cyclohexane	1.0	U	1.0	0.12	ug/L			12/17/11 19:26	1
1,2-Dibromo-3-Chloropropane	2.0	U	2.0	0.67	ug/L			12/17/11 19:26	1
Ethylene Dibromide	1.0	U	1.0	0.24	ug/L			12/17/11 19:26	1
Dichlorodifluoromethane	1.0	U	1.0	0.31	ug/L			12/17/11 19:26	1
cis-1,2-Dichloroethene	**1.4**		1.0	0.17	ug/L			12/17/11 19:26	1
trans-1,2-Dichloroethene	**0.41**	**J**	1.0	0.19	ug/L			12/17/11 19:26	1
Isopropylbenzene	1.0	U	1.0	0.13	ug/L			12/17/11 19:26	1
Methyl acetate	10	U	10	0.38	ug/L			12/17/11 19:26	1
Methyl tert-butyl ether	5.0	U	5.0	0.17	ug/L			12/17/11 19:26	1
1,1,2-Trichloro-1,2,2-trifluoroethane	1.0	U	1.0	0.28	ug/L			12/17/11 19:26	1
1,2,4-Trichlorobenzene	1.0	U	1.0	0.15	ug/L			12/17/11 19:26	1
1,2-Dichlorobenzene	1.0	U	1.0	0.13	ug/L			12/17/11 19:26	1
1,3-Dichlorobenzene	1.0	U	1.0	0.14	ug/L			12/17/11 19:26	1
1,4-Dichlorobenzene	1.0	U	1.0	0.13	ug/L			12/17/11 19:26	1
Trichlorofluoromethane	1.0	U	1.0	0.21	ug/L			12/17/11 19:26	1
Chlorodibromomethane	1.0	U	1.0	0.18	ug/L			12/17/11 19:26	1
Methylcyclohexane	1.0	U	1.0	0.13	ug/L			12/17/11 19:26	1

Client: Conestoga-Rovers & Associates, Inc.
Project/Site: 17324-T07, RACER Former MTM

TestAmerica Job ID: 240-6646-1

Client Sample ID: GW-17324-120711-EM-018
Date Collected: 12/07/11 10:50
Date Received: 12/08/11 09:45

Lab Sample ID: 240-6646-18
Matrix: Water

Surrogate	%Recovery	Qualifier	Limits	Prepared	Analyzed	Dil Fac
1,2-Dichloroethane-d4 (Surr)	104		63 - 129		12/17/11 19:26	1
4-Bromofluorobenzene (Surr)	86		66 - 117		12/17/11 19:26	1
Toluene-d8 (Surr)	99		74 - 115		12/17/11 19:26	1
Dibromofluoromethane (Surr)	105		75 - 121		12/17/11 19:26	1

Client: Conestoga-Rovers & Associates, Inc.
Project/Site: 17324-T07, RACER Former MTM

TestAmerica Job ID: 240-6646-1

Client Sample ID: GW-17324-120711-EM-019
Date Collected: 12/07/11 12:25
Date Received: 12/08/11 09:45

Lab Sample ID: 240-6646-19
Matrix: Water

Method: 8260B - Volatile Organic Compounds (GC/MS)

Analyte	Result	Qualifier	RL	MDL	Unit	D	Prepared	Analyzed	Dil Fac
Acetone	290	U	290	31	ug/L			12/16/11 18:43	28.57
Benzene	29	U	29	3.7	ug/L			12/16/11 18:43	28.57
Dichlorobromomethane	29	U	29	4.3	ug/L			12/16/11 18:43	28.57
Bromoform	29	U	29	18	ug/L			12/16/11 18:43	28.57
Bromomethane	29	U	29	12	ug/L			12/16/11 18:43	28.57
2-Butanone (MEK)	290	U	290	16	ug/L			12/16/11 18:43	28.57
Carbon disulfide	29	U	29	3.7	ug/L			12/16/11 18:43	28.57
Carbon tetrachloride	29	U	29	3.7	ug/L			12/16/11 18:43	28.57
Chlorobenzene	29	U	29	4.3	ug/L			12/16/11 18:43	28.57
Chloroethane	29	U	29	8.3	ug/L			12/16/11 18:43	28.57
Chloroform	29	U	29	4.6	ug/L			12/16/11 18:43	28.57
Chloromethane	29	U	29	8.6	ug/L			12/16/11 18:43	28.57
1,1-Dichloroethane	29	U	29	4.3	ug/L			12/16/11 18:43	28.57
1,2-Dichloroethane	29	U	29	6.3	ug/L			12/16/11 18:43	28.57
1,1-Dichloroethene	29	U	29	5.4	ug/L			12/16/11 18:43	28.57
1,2-Dichloropropane	29	U	29	5.1	ug/L			12/16/11 18:43	28.57
cis-1,3-Dichloropropene	29	U	29	4.0	ug/L			12/16/11 18:43	28.57
trans-1,3-Dichloropropene	29	U	29	5.4	ug/L			12/16/11 18:43	28.57
Ethylbenzene	29	U	29	4.9	ug/L			12/16/11 18:43	28.57
2-Hexanone	290	U	290	12	ug/L			12/16/11 18:43	28.57
Methylene Chloride	**33**		29	9.4	ug/L			12/16/11 18:43	28.57
4-Methyl-2-pentanone (MIBK)	290	U	290	9.1	ug/L			12/16/11 18:43	28.57
Styrene	29	U	29	3.1	ug/L			12/16/11 18:43	28.57
1,1,2,2-Tetrachloroethane	29	U *	29	5.1	ug/L			12/16/11 18:43	28.57
Tetrachloroethene	29	U	29	8.3	ug/L			12/16/11 18:43	28.57
Toluene	29	U	29	3.7	ug/L			12/16/11 18:43	28.57
Trichloroethene	**320**		29	4.9	ug/L			12/16/11 18:43	28.57
Vinyl chloride	29	U	29	6.3	ug/L			12/16/11 18:43	28.57
Xylenes, Total	57	U	57	8.0	ug/L			12/16/11 18:43	28.57
1,1,1-Trichloroethane	29	U	29	6.3	ug/L			12/16/11 18:43	28.57
1,1,2-Trichloroethane	29	U	29	7.7	ug/L			12/16/11 18:43	28.57
Cyclohexane	29	U	29	3.4	ug/L			12/16/11 18:43	28.57
1,2-Dibromo-3-Chloropropane	57	U	57	19	ug/L			12/16/11 18:43	28.57
Ethylene Dibromide	29	U	29	6.9	ug/L			12/16/11 18:43	28.57
Dichlorodifluoromethane	29	U	29	8.9	ug/L			12/16/11 18:43	28.57
cis-1,2-Dichloroethene	**550**		29	4.9	ug/L			12/16/11 18:43	28.57
trans-1,2-Dichloroethene	**270**		29	5.4	ug/L			12/16/11 18:43	28.57
Isopropylbenzene	29	U	29	3.7	ug/L			12/16/11 18:43	28.57
Methyl acetate	290	U	290	11	ug/L			12/16/11 18:43	28.57
Methyl tert-butyl ether	140	U	140	4.9	ug/L			12/16/11 18:43	28.57
1,1,2-Trichloro-1,2,2-trifluoroethane	29	U	29	8.0	ug/L			12/16/11 18:43	28.57
1,2,4-Trichlorobenzene	29	U	29	4.3	ug/L			12/16/11 18:43	28.57
1,2-Dichlorobenzene	29	U	29	3.7	ug/L			12/16/11 18:43	28.57
1,3-Dichlorobenzene	29	U	29	4.0	ug/L			12/16/11 18:43	28.57
1,4-Dichlorobenzene	29	U	29	3.7	ug/L			12/16/11 18:43	28.57
Trichlorofluoromethane	29	U	29	6.0	ug/L			12/16/11 18:43	28.57
Chlorodibromomethane	29	U	29	5.1	ug/L			12/16/11 18:43	28.57
Methylcyclohexane	29	U	29	3.7	ug/L			12/16/11 18:43	28.57

Client: Conestoga-Rovers & Associates, Inc.
Project/Site: 17324-T07, RACER Former MTM

TestAmerica Job ID: 240-6646-1

Client Sample ID: GW-17324-120711-EM-019
Date Collected: 12/07/11 12:25
Date Received: 12/08/11 09:45

Lab Sample ID: 240-6646-19
Matrix: Water

Surrogate	%Recovery	Qualifier	Limits	Prepared	Analyzed	Dil Fac
1,2-Dichloroethane-d4 (Surr)	112		63 - 129		12/16/11 18:43	28.57
4-Bromofluorobenzene (Surr)	85		66 - 117		12/16/11 18:43	28.57
Toluene-d8 (Surr)	82		74 - 115		12/16/11 18:43	28.57
Dibromofluoromethane (Surr)	99		75 - 121		12/16/11 18:43	28.57

Client: Conestoga-Rovers & Associates, Inc.
Project/Site: 17324-T07, RACER Former MTM

TestAmerica Job ID: 240-6646-1

Client Sample ID: GW-17324-120711-EM-020
Date Collected: 12/07/11 14:15
Date Received: 12/08/11 09:45

Lab Sample ID: 240-6646-20
Matrix: Water

Method: 8260B - Volatile Organic Compounds (GC/MS)

Analyte	Result	Qualifier	RL	MDL	Unit	D	Prepared	Analyzed	Dil Fac
Acetone	**1.3**	**J B**	10	1.1	ug/L			12/14/11 06:41	1
Benzene	**0.45**	**J**	1.0	0.13	ug/L			12/14/11 06:41	1
Dichlorobromomethane	1.0	U	1.0	0.15	ug/L			12/14/11 06:41	1
Bromoform	1.0	U	1.0	0.64	ug/L			12/14/11 06:41	1
Bromomethane	1.0	U	1.0	0.41	ug/L			12/14/11 06:41	1
2-Butanone (MEK)	10	U	10	0.57	ug/L			12/14/11 06:41	1
Carbon disulfide	1.0	U	1.0	0.13	ug/L			12/14/11 06:41	1
Carbon tetrachloride	1.0	U	1.0	0.13	ug/L			12/14/11 06:41	1
Chlorobenzene	1.0	U	1.0	0.15	ug/L			12/14/11 06:41	1
Chloroethane	1.0	U	1.0	0.29	ug/L			12/14/11 06:41	1
Chloroform	1.0	U	1.0	0.16	ug/L			12/14/11 06:41	1
Chloromethane	1.0	U	1.0	0.30	ug/L			12/14/11 06:41	1
1,1-Dichloroethane	1.0	U	1.0	0.15	ug/L			12/14/11 06:41	1
1,2-Dichloroethane	1.0	U	1.0	0.22	ug/L			12/14/11 06:41	1
1,1-Dichloroethene	1.0	U	1.0	0.19	ug/L			12/14/11 06:41	1
1,2-Dichloropropane	1.0	U	1.0	0.18	ug/L			12/14/11 06:41	1
cis-1,3-Dichloropropene	1.0	U	1.0	0.14	ug/L			12/14/11 06:41	1
trans-1,3-Dichloropropene	1.0	U	1.0	0.19	ug/L			12/14/11 06:41	1
Ethylbenzene	1.0	U	1.0	0.17	ug/L			12/14/11 06:41	1
2-Hexanone	10	U	10	0.41	ug/L			12/14/11 06:41	1
Methylene Chloride	1.0	U	1.0	0.33	ug/L			12/14/11 06:41	1
4-Methyl-2-pentanone (MIBK)	10	U	10	0.32	ug/L			12/14/11 06:41	1
Styrene	1.0	U	1.0	0.11	ug/L			12/14/11 06:41	1
1,1,2,2-Tetrachloroethane	1.0	U	1.0	0.18	ug/L			12/14/11 06:41	1
Tetrachloroethene	1.0	U	1.0	0.29	ug/L			12/14/11 06:41	1
Toluene	**0.27**	**J**	1.0	0.13	ug/L			12/14/11 06:41	1
Trichloroethene	**0.44**	**J**	1.0	0.17	ug/L			12/14/11 06:41	1
Vinyl chloride	1.0	U	1.0	0.22	ug/L			12/14/11 06:41	1
Xylenes, Total	2.0	U	2.0	0.28	ug/L			12/14/11 06:41	1
1,1,1-Trichloroethane	1.0	U	1.0	0.22	ug/L			12/14/11 06:41	1
1,1,2-Trichloroethane	1.0	U	1.0	0.27	ug/L			12/14/11 06:41	1
Cyclohexane	1.0	U	1.0	0.12	ug/L			12/14/11 06:41	1
1,2-Dibromo-3-Chloropropane	2.0	U	2.0	0.67	ug/L			12/14/11 06:41	1
Ethylene Dibromide	1.0	U	1.0	0.24	ug/L			12/14/11 06:41	1
Dichlorodifluoromethane	1.0	U	1.0	0.31	ug/L			12/14/11 06:41	1
cis-1,2-Dichloroethene	1.0	U	1.0	0.17	ug/L			12/14/11 06:41	1
trans-1,2-Dichloroethene	1.0	U	1.0	0.19	ug/L			12/14/11 06:41	1
Isopropylbenzene	1.0	U	1.0	0.13	ug/L			12/14/11 06:41	1
Methyl acetate	10	U	10	0.38	ug/L			12/14/11 06:41	1
Methyl tert-butyl ether	5.0	U	5.0	0.17	ug/L			12/14/11 06:41	1
1,1,2-Trichloro-1,2,2-trifluoroethane	1.0	U	1.0	0.28	ug/L			12/14/11 06:41	1
1,2,4-Trichlorobenzene	1.0	U	1.0	0.15	ug/L			12/14/11 06:41	1
1,2-Dichlorobenzene	1.0	U	1.0	0.13	ug/L			12/14/11 06:41	1
1,3-Dichlorobenzene	1.0	U	1.0	0.14	ug/L			12/14/11 06:41	1
1,4-Dichlorobenzene	1.0	U	1.0	0.13	ug/L			12/14/11 06:41	1
Trichlorofluoromethane	1.0	U	1.0	0.21	ug/L			12/14/11 06:41	1
Chlorodibromomethane	1.0	U	1.0	0.18	ug/L			12/14/11 06:41	1
Methylcyclohexane	1.0	U	1.0	0.13	ug/L			12/14/11 06:41	1

Client: Conestoga-Rovers & Associates, Inc.
Project/Site: 17324-T07, RACER Former MTM

TestAmerica Job ID: 240-6646-1

Client Sample ID: GW-17324-120711-EM-020
Date Collected: 12/07/11 14:15
Date Received: 12/08/11 09:45

Lab Sample ID: 240-6646-20
Matrix: Water

Surrogate	*%Recovery*	*Qualifier*	*Limits*	*Prepared*	*Analyzed*	*Dil Fac*
1,2-Dichloroethane-d4 (Surr)	*102*		*63 - 129*		*12/14/11 06:41*	*1*
4-Bromofluorobenzene (Surr)	*95*		*66 - 117*		*12/14/11 06:41*	*1*
Toluene-d8 (Surr)	*99*		*74 - 115*		*12/14/11 06:41*	*1*
Dibromofluoromethane (Surr)	*101*		*75 - 121*		*12/14/11 06:41*	*1*

Method: 8082 - Polychlorinated Biphenyls (PCBs) by Gas Chromatography

Analyte	Result	Qualifier	RL	MDL	Unit	D	Prepared	Analyzed	Dil Fac
Aroclor-1016	0.48	U	0.48	0.16	ug/L		12/13/11 08:22	12/16/11 05:50	1
Aroclor-1221	0.48	U	0.48	0.12	ug/L		12/13/11 08:22	12/16/11 05:50	1
Aroclor-1232	0.48	U	0.48	0.15	ug/L		12/13/11 08:22	12/16/11 05:50	1
Aroclor-1242	0.48	U	0.48	0.21	ug/L		12/13/11 08:22	12/16/11 05:50	1
Aroclor-1248	0.48	U	0.48	0.095	ug/L		12/13/11 08:22	12/16/11 05:50	1
Aroclor-1254	0.48	U	0.48	0.15	ug/L		12/13/11 08:22	12/16/11 05:50	1
Aroclor-1260	0.48	U	0.48	0.16	ug/L		12/13/11 08:22	12/16/11 05:50	1

Surrogate	*%Recovery*	*Qualifier*	*Limits*	*Prepared*	*Analyzed*	*Dil Fac*
Tetrachloro-m-xylene	*94*		*35 - 137*	*12/13/11 08:22*	*12/16/11 05:50*	*1*
DCB Decachlorobiphenyl	*94*		*10 - 140*	*12/13/11 08:22*	*12/16/11 05:50*	*1*

Client: Conestoga-Rovers & Associates, Inc.
Project/Site: 17324-T07, RACER Former MTM

TestAmerica Job ID: 240-6646-1

Client Sample ID: GW-17324-120711-EM-021
Date Collected: 12/07/11 14:50
Date Received: 12/08/11 09:45

Lab Sample ID: 240-6646-21
Matrix: Water

Method: 8260B - Volatile Organic Compounds (GC/MS)

Analyte	Result	Qualifier	RL	MDL	Unit	D	Prepared	Analyzed	Dil Fac
Acetone	**3.4**	**J B**	10	1.1	ug/L			12/14/11 07:04	1
Benzene	**0.41**	**J**	1.0	0.13	ug/L			12/14/11 07:04	1
Dichlorobromomethane	1.0	U	1.0	0.15	ug/L			12/14/11 07:04	1
Bromoform	1.0	U	1.0	0.64	ug/L			12/14/11 07:04	1
Bromomethane	1.0	U	1.0	0.41	ug/L			12/14/11 07:04	1
2-Butanone (MEK)	10	U	10	0.57	ug/L			12/14/11 07:04	1
Carbon disulfide	1.0	U	1.0	0.13	ug/L			12/14/11 07:04	1
Carbon tetrachloride	1.0	U	1.0	0.13	ug/L			12/14/11 07:04	1
Chlorobenzene	1.0	U	1.0	0.15	ug/L			12/14/11 07:04	1
Chloroethane	1.0	U	1.0	0.29	ug/L			12/14/11 07:04	1
Chloroform	1.0	U	1.0	0.16	ug/L			12/14/11 07:04	1
Chloromethane	1.0	U	1.0	0.30	ug/L			12/14/11 07:04	1
1,1-Dichloroethane	1.0	U	1.0	0.15	ug/L			12/14/11 07:04	1
1,2-Dichloroethane	1.0	U	1.0	0.22	ug/L			12/14/11 07:04	1
1,1-Dichloroethene	1.0	U	1.0	0.19	ug/L			12/14/11 07:04	1
1,2-Dichloropropane	1.0	U	1.0	0.18	ug/L			12/14/11 07:04	1
cis-1,3-Dichloropropene	1.0	U	1.0	0.14	ug/L			12/14/11 07:04	1
trans-1,3-Dichloropropene	1.0	U	1.0	0.19	ug/L			12/14/11 07:04	1
Ethylbenzene	1.0	U	1.0	0.17	ug/L			12/14/11 07:04	1
2-Hexanone	10	U	10	0.41	ug/L			12/14/11 07:04	1
Methylene Chloride	1.0	U	1.0	0.33	ug/L			12/14/11 07:04	1
4-Methyl-2-pentanone (MIBK)	10	U	10	0.32	ug/L			12/14/11 07:04	1
Styrene	1.0	U	1.0	0.11	ug/L			12/14/11 07:04	1
1,1,2,2-Tetrachloroethane	1.0	U	1.0	0.18	ug/L			12/14/11 07:04	1
Tetrachloroethene	1.0	U	1.0	0.29	ug/L			12/14/11 07:04	1
Toluene	**0.24**	**J**	1.0	0.13	ug/L			12/14/11 07:04	1
Trichloroethene	**0.42**	**J**	1.0	0.17	ug/L			12/14/11 07:04	1
Vinyl chloride	1.0	U	1.0	0.22	ug/L			12/14/11 07:04	1
Xylenes, Total	2.0	U	2.0	0.28	ug/L			12/14/11 07:04	1
1,1,1-Trichloroethane	1.0	U	1.0	0.22	ug/L			12/14/11 07:04	1
1,1,2-Trichloroethane	1.0	U	1.0	0.27	ug/L			12/14/11 07:04	1
Cyclohexane	1.0	U	1.0	0.12	ug/L			12/14/11 07:04	1
1,2-Dibromo-3-Chloropropane	2.0	U	2.0	0.67	ug/L			12/14/11 07:04	1
Ethylene Dibromide	1.0	U	1.0	0.24	ug/L			12/14/11 07:04	1
Dichlorodifluoromethane	1.0	U	1.0	0.31	ug/L			12/14/11 07:04	1
cis-1,2-Dichloroethene	1.0	U	1.0	0.17	ug/L			12/14/11 07:04	1
trans-1,2-Dichloroethene	1.0	U	1.0	0.19	ug/L			12/14/11 07:04	1
Isopropylbenzene	1.0	U	1.0	0.13	ug/L			12/14/11 07:04	1
Methyl acetate	10	U	10	0.38	ug/L			12/14/11 07:04	1
Methyl tert-butyl ether	5.0	U	5.0	0.17	ug/L			12/14/11 07:04	1
1,1,2-Trichloro-1,2,2-trifluoroethane	1.0	U	1.0	0.28	ug/L			12/14/11 07:04	1
1,2,4-Trichlorobenzene	1.0	U	1.0	0.15	ug/L			12/14/11 07:04	1
1,2-Dichlorobenzene	1.0	U	1.0	0.13	ug/L			12/14/11 07:04	1
1,3-Dichlorobenzene	1.0	U	1.0	0.14	ug/L			12/14/11 07:04	1
1,4-Dichlorobenzene	1.0	U	1.0	0.13	ug/L			12/14/11 07:04	1
Trichlorofluoromethane	1.0	U	1.0	0.21	ug/L			12/14/11 07:04	1
Chlorodibromomethane	1.0	U	1.0	0.18	ug/L			12/14/11 07:04	1
Methylcyclohexane	1.0	U	1.0	0.13	ug/L			12/14/11 07:04	1

Client: Conestoga-Rovers & Associates, Inc.
Project/Site: 17324-T07, RACER Former MTM

TestAmerica Job ID: 240-6646-1

Client Sample ID: GW-17324-120711-EM-021
Date Collected: 12/07/11 14:50
Date Received: 12/08/11 09:45

Lab Sample ID: 240-6646-21
Matrix: Water

Surrogate	%Recovery	Qualifier	Limits	Prepared	Analyzed	Dil Fac
1,2-Dichloroethane-d4 (Surr)	*102*		*63 - 129*		*12/14/11 07:04*	*1*
4-Bromofluorobenzene (Surr)	*91*		*66 - 117*		*12/14/11 07:04*	*1*
Toluene-d8 (Surr)	*100*		*74 - 115*		*12/14/11 07:04*	*1*
Dibromofluoromethane (Surr)	*100*		*75 - 121*		*12/14/11 07:04*	*1*

Method: 8082 - Polychlorinated Biphenyls (PCBs) by Gas Chromatography

Analyte	Result	Qualifier	RL	MDL	Unit	D	Prepared	Analyzed	Dil Fac
Aroclor-1016	0.48	U	0.48	0.16	ug/L		12/13/11 08:22	12/16/11 06:04	1
Aroclor-1221	0.48	U	0.48	0.13	ug/L		12/13/11 08:22	12/16/11 06:04	1
Aroclor-1232	0.48	U	0.48	0.15	ug/L		12/13/11 08:22	12/16/11 06:04	1
Aroclor-1242	0.48	U	0.48	0.21	ug/L		12/13/11 08:22	12/16/11 06:04	1
Aroclor-1248	0.48	U	0.48	0.096	ug/L		12/13/11 08:22	12/16/11 06:04	1
Aroclor-1254	0.48	U	0.48	0.15	ug/L		12/13/11 08:22	12/16/11 06:04	1
Aroclor-1260	0.48	U	0.48	0.16	ug/L		12/13/11 08:22	12/16/11 06:04	1

Surrogate	%Recovery	Qualifier	Limits	Prepared	Analyzed	Dil Fac
Tetrachloro-m-xylene	*92*		*35 - 137*	*12/13/11 08:22*	*12/16/11 06:04*	*1*
DCB Decachlorobiphenyl	*91*		*10 - 140*	*12/13/11 08:22*	*12/16/11 06:04*	*1*

Client: Conestoga-Rovers & Associates, Inc.
Project/Site: 17324-T07, RACER Former MTM

TestAmerica Job ID: 240-6646-1

Client Sample ID: GW-17324-120711-EM-022
Date Collected: 12/07/11 15:40
Date Received: 12/08/11 09:45

Lab Sample ID: 240-6646-22
Matrix: Water

Method: 8260B - Volatile Organic Compounds (GC/MS)

Analyte	Result	Qualifier	RL	MDL	Unit	D	Prepared	Analyzed	Dil Fac
Acetone	10	U	10	1.1	ug/L			12/14/11 07:26	1
Benzene	**0.38**	**J**	1.0	0.13	ug/L			12/14/11 07:26	1
Dichlorobromomethane	1.0	U	1.0	0.15	ug/L			12/14/11 07:26	1
Bromoform	1.0	U	1.0	0.64	ug/L			12/14/11 07:26	1
Bromomethane	1.0	U	1.0	0.41	ug/L			12/14/11 07:26	1
2-Butanone (MEK)	10	U	10	0.57	ug/L			12/14/11 07:26	1
Carbon disulfide	1.0	U	1.0	0.13	ug/L			12/14/11 07:26	1
Carbon tetrachloride	1.0	U	1.0	0.13	ug/L			12/14/11 07:26	1
Chlorobenzene	1.0	U	1.0	0.15	ug/L			12/14/11 07:26	1
Chloroethane	1.0	U	1.0	0.29	ug/L			12/14/11 07:26	1
Chloroform	1.0	U	1.0	0.16	ug/L			12/14/11 07:26	1
Chloromethane	1.0	U	1.0	0.30	ug/L			12/14/11 07:26	1
1,1-Dichloroethane	**1.4**		1.0	0.15	ug/L			12/14/11 07:26	1
1,2-Dichloroethane	1.0	U	1.0	0.22	ug/L			12/14/11 07:26	1
1,1-Dichloroethene	1.0	U	1.0	0.19	ug/L			12/14/11 07:26	1
1,2-Dichloropropane	1.0	U	1.0	0.18	ug/L			12/14/11 07:26	1
cis-1,3-Dichloropropene	1.0	U	1.0	0.14	ug/L			12/14/11 07:26	1
trans-1,3-Dichloropropene	1.0	U	1.0	0.19	ug/L			12/14/11 07:26	1
Ethylbenzene	1.0	U	1.0	0.17	ug/L			12/14/11 07:26	1
2-Hexanone	10	U	10	0.41	ug/L			12/14/11 07:26	1
Methylene Chloride	1.0	U	1.0	0.33	ug/L			12/14/11 07:26	1
4-Methyl-2-pentanone (MIBK)	10	U	10	0.32	ug/L			12/14/11 07:26	1
Styrene	1.0	U	1.0	0.11	ug/L			12/14/11 07:26	1
1,1,2,2-Tetrachloroethane	1.0	U	1.0	0.18	ug/L			12/14/11 07:26	1
Tetrachloroethene	1.0	U	1.0	0.29	ug/L			12/14/11 07:26	1
Toluene	**0.26**	**J**	1.0	0.13	ug/L			12/14/11 07:26	1
Trichloroethene	**0.48**	**J**	1.0	0.17	ug/L			12/14/11 07:26	1
Vinyl chloride	1.0	U	1.0	0.22	ug/L			12/14/11 07:26	1
Xylenes, Total	2.0	U	2.0	0.28	ug/L			12/14/11 07:26	1
1,1,1-Trichloroethane	1.0	U	1.0	0.22	ug/L			12/14/11 07:26	1
1,1,2-Trichloroethane	1.0	U	1.0	0.27	ug/L			12/14/11 07:26	1
Cyclohexane	1.0	U	1.0	0.12	ug/L			12/14/11 07:26	1
1,2-Dibromo-3-Chloropropane	2.0	U	2.0	0.67	ug/L			12/14/11 07:26	1
Ethylene Dibromide	1.0	U	1.0	0.24	ug/L			12/14/11 07:26	1
Dichlorodifluoromethane	1.0	U	1.0	0.31	ug/L			12/14/11 07:26	1
cis-1,2-Dichloroethene	1.0	U	1.0	0.17	ug/L			12/14/11 07:26	1
trans-1,2-Dichloroethene	1.0	U	1.0	0.19	ug/L			12/14/11 07:26	1
Isopropylbenzene	1.0	U	1.0	0.13	ug/L			12/14/11 07:26	1
Methyl acetate	10	U	10	0.38	ug/L			12/14/11 07:26	1
Methyl tert-butyl ether	5.0	U	5.0	0.17	ug/L			12/14/11 07:26	1
1,1,2-Trichloro-1,2,2-trifluoroethane	1.0	U	1.0	0.28	ug/L			12/14/11 07:26	1
1,2,4-Trichlorobenzene	1.0	U	1.0	0.15	ug/L			12/14/11 07:26	1
1,2-Dichlorobenzene	1.0	U	1.0	0.13	ug/L			12/14/11 07:26	1
1,3-Dichlorobenzene	1.0	U	1.0	0.14	ug/L			12/14/11 07:26	1
1,4-Dichlorobenzene	1.0	U	1.0	0.13	ug/L			12/14/11 07:26	1
Trichlorofluoromethane	1.0	U	1.0	0.21	ug/L			12/14/11 07:26	1
Chlorodibromomethane	1.0	U	1.0	0.18	ug/L			12/14/11 07:26	1
Methylcyclohexane	1.0	U	1.0	0.13	ug/L			12/14/11 07:26	1

Client: Conestoga-Rovers & Associates, Inc.
Project/Site: 17324-T07, RACER Former MTM

TestAmerica Job ID: 240-6646-1

Client Sample ID: GW-17324-120711-EM-022
Date Collected: 12/07/11 15:40
Date Received: 12/08/11 09:45

Lab Sample ID: 240-6646-22
Matrix: Water

Surrogate	%Recovery	Qualifier	Limits	Prepared	Analyzed	Dil Fac
1,2-Dichloroethane-d4 (Surr)	102		63 - 129		12/14/11 07:26	1
4-Bromofluorobenzene (Surr)	90		66 - 117		12/14/11 07:26	1
Toluene-d8 (Surr)	98		74 - 115		12/14/11 07:26	1
Dibromofluoromethane (Surr)	99		75 - 121		12/14/11 07:26	1

Client: Conestoga-Rovers & Associates, Inc.
Project/Site: 17324-T07, RACER Former MTM

TestAmerica Job ID: 240-6646-1

Client Sample ID: GW-17324-120711-EM-023
Date Collected: 12/07/11 16:40
Date Received: 12/08/11 09:45

Lab Sample ID: 240-6646-23
Matrix: Water

Method: 8260B - Volatile Organic Compounds (GC/MS)

Analyte	Result	Qualifier	RL	MDL	Unit	D	Prepared	Analyzed	Dil Fac
Acetone	10	U	10	1.1	ug/L			12/14/11 07:48	1
Benzene	**0.25**	**J**	1.0	0.13	ug/L			12/14/11 07:48	1
Dichlorobromomethane	1.0	U	1.0	0.15	ug/L			12/14/11 07:48	1
Bromoform	1.0	U	1.0	0.64	ug/L			12/14/11 07:48	1
Bromomethane	1.0	U	1.0	0.41	ug/L			12/14/11 07:48	1
2-Butanone (MEK)	10	U	10	0.57	ug/L			12/14/11 07:48	1
Carbon disulfide	1.0	U	1.0	0.13	ug/L			12/14/11 07:48	1
Carbon tetrachloride	1.0	U	1.0	0.13	ug/L			12/14/11 07:48	1
Chlorobenzene	1.0	U	1.0	0.15	ug/L			12/14/11 07:48	1
Chloroethane	1.0	U	1.0	0.29	ug/L			12/14/11 07:48	1
Chloroform	1.0	U	1.0	0.16	ug/L			12/14/11 07:48	1
Chloromethane	1.0	U	1.0	0.30	ug/L			12/14/11 07:48	1
1,1-Dichloroethane	1.0	U	1.0	0.15	ug/L			12/14/11 07:48	1
1,2-Dichloroethane	1.0	U	1.0	0.22	ug/L			12/14/11 07:48	1
1,1-Dichloroethene	1.0	U	1.0	0.19	ug/L			12/14/11 07:48	1
1,2-Dichloropropane	1.0	U	1.0	0.18	ug/L			12/14/11 07:48	1
cis-1,3-Dichloropropene	1.0	U	1.0	0.14	ug/L			12/14/11 07:48	1
trans-1,3-Dichloropropene	1.0	U	1.0	0.19	ug/L			12/14/11 07:48	1
Ethylbenzene	1.0	U	1.0	0.17	ug/L			12/14/11 07:48	1
2-Hexanone	10	U	10	0.41	ug/L			12/14/11 07:48	1
Methylene Chloride	1.0	U	1.0	0.33	ug/L			12/14/11 07:48	1
4-Methyl-2-pentanone (MIBK)	10	U	10	0.32	ug/L			12/14/11 07:48	1
Styrene	1.0	U	1.0	0.11	ug/L			12/14/11 07:48	1
1,1,2,2-Tetrachloroethane	1.0	U	1.0	0.18	ug/L			12/14/11 07:48	1
Tetrachloroethene	1.0	U	1.0	0.29	ug/L			12/14/11 07:48	1
Toluene	**0.18**	**J**	1.0	0.13	ug/L			12/14/11 07:48	1
Trichloroethene	1.0	U	1.0	0.17	ug/L			12/14/11 07:48	1
Vinyl chloride	1.0	U	1.0	0.22	ug/L			12/14/11 07:48	1
Xylenes, Total	2.0	U	2.0	0.28	ug/L			12/14/11 07:48	1
1,1,1-Trichloroethane	1.0	U	1.0	0.22	ug/L			12/14/11 07:48	1
1,1,2-Trichloroethane	1.0	U	1.0	0.27	ug/L			12/14/11 07:48	1
Cyclohexane	1.0	U	1.0	0.12	ug/L			12/14/11 07:48	1
1,2-Dibromo-3-Chloropropane	2.0	U	2.0	0.67	ug/L			12/14/11 07:48	1
Ethylene Dibromide	1.0	U	1.0	0.24	ug/L			12/14/11 07:48	1
Dichlorodifluoromethane	1.0	U	1.0	0.31	ug/L			12/14/11 07:48	1
cis-1,2-Dichloroethene	1.0	U	1.0	0.17	ug/L			12/14/11 07:48	1
trans-1,2-Dichloroethene	1.0	U	1.0	0.19	ug/L			12/14/11 07:48	1
Isopropylbenzene	1.0	U	1.0	0.13	ug/L			12/14/11 07:48	1
Methyl acetate	10	U	10	0.38	ug/L			12/14/11 07:48	1
Methyl tert-butyl ether	5.0	U	5.0	0.17	ug/L			12/14/11 07:48	1
1,1,2-Trichloro-1,2,2-trifluoroethane	1.0	U	1.0	0.28	ug/L			12/14/11 07:48	1
1,2,4-Trichlorobenzene	1.0	U	1.0	0.15	ug/L			12/14/11 07:48	1
1,2-Dichlorobenzene	1.0	U	1.0	0.13	ug/L			12/14/11 07:48	1
1,3-Dichlorobenzene	1.0	U	1.0	0.14	ug/L			12/14/11 07:48	1
1,4-Dichlorobenzene	1.0	U	1.0	0.13	ug/L			12/14/11 07:48	1
Trichlorofluoromethane	1.0	U	1.0	0.21	ug/L			12/14/11 07:48	1
Chlorodibromomethane	1.0	U	1.0	0.18	ug/L			12/14/11 07:48	1
Methylcyclohexane	1.0	U	1.0	0.13	ug/L			12/14/11 07:48	1

Client: Conestoga-Rovers & Associates, Inc.
Project/Site: 17324-T07, RACER Former MTM

TestAmerica Job ID: 240-6646-1

Client Sample ID: GW-17324-120711-EM-023
Date Collected: 12/07/11 16:40
Date Received: 12/08/11 09:45

Lab Sample ID: 240-6646-23
Matrix: Water

Surrogate	%Recovery	Qualifier	Limits	Prepared	Analyzed	Dil Fac
1,2-Dichloroethane-d4 (Surr)	99		63 - 129		12/14/11 07:48	1
4-Bromofluorobenzene (Surr)	87		66 - 117		12/14/11 07:48	1
Toluene-d8 (Surr)	95		74 - 115		12/14/11 07:48	1
Dibromofluoromethane (Surr)	97		75 - 121		12/14/11 07:48	1

Client: Conestoga-Rovers & Associates, Inc.
Project/Site: 17324-T07, RACER Former MTM

TestAmerica Job ID: 240-6646-1

Client Sample ID: GW-17324-120711-EM-024
Date Collected: 12/07/11 17:20
Date Received: 12/08/11 09:45

Lab Sample ID: 240-6646-24
Matrix: Water

Method: 8260B - Volatile Organic Compounds (GC/MS)

Analyte	Result	Qualifier	RL	MDL	Unit	D	Prepared	Analyzed	Dil Fac
Acetone	**2.1**	**J B**	10	1.1	ug/L			12/14/11 23:36	1
Benzene	1.0	U	1.0	0.13	ug/L			12/14/11 23:36	1
Dichlorobromomethane	1.0	U	1.0	0.15	ug/L			12/14/11 23:36	1
Bromoform	1.0	U	1.0	0.64	ug/L			12/14/11 23:36	1
Bromomethane	1.0	U	1.0	0.41	ug/L			12/14/11 23:36	1
2-Butanone (MEK)	10	U	10	0.57	ug/L			12/14/11 23:36	1
Carbon disulfide	1.0	U	1.0	0.13	ug/L			12/14/11 23:36	1
Carbon tetrachloride	1.0	U	1.0	0.13	ug/L			12/14/11 23:36	1
Chlorobenzene	1.0	U	1.0	0.15	ug/L			12/14/11 23:36	1
Chloroethane	1.0	U	1.0	0.29	ug/L			12/14/11 23:36	1
Chloroform	1.0	U	1.0	0.16	ug/L			12/14/11 23:36	1
Chloromethane	1.0	U	1.0	0.30	ug/L			12/14/11 23:36	1
1,1-Dichloroethane	1.0	U	1.0	0.15	ug/L			12/14/11 23:36	1
1,2-Dichloroethane	1.0	U	1.0	0.22	ug/L			12/14/11 23:36	1
1,1-Dichloroethene	1.0	U	1.0	0.19	ug/L			12/14/11 23:36	1
1,2-Dichloropropane	1.0	U	1.0	0.18	ug/L			12/14/11 23:36	1
cis-1,3-Dichloropropene	1.0	U	1.0	0.14	ug/L			12/14/11 23:36	1
trans-1,3-Dichloropropene	1.0	U	1.0	0.19	ug/L			12/14/11 23:36	1
Ethylbenzene	1.0	U	1.0	0.17	ug/L			12/14/11 23:36	1
2-Hexanone	10	U	10	0.41	ug/L			12/14/11 23:36	1
Methylene Chloride	1.0	U	1.0	0.33	ug/L			12/14/11 23:36	1
4-Methyl-2-pentanone (MIBK)	10	U	10	0.32	ug/L			12/14/11 23:36	1
Styrene	1.0	U	1.0	0.11	ug/L			12/14/11 23:36	1
1,1,2,2-Tetrachloroethane	1.0	U	1.0	0.18	ug/L			12/14/11 23:36	1
Tetrachloroethene	**0.53**	**J**	1.0	0.29	ug/L			12/14/11 23:36	1
Toluene	1.0	U	1.0	0.13	ug/L			12/14/11 23:36	1
Trichloroethene	1.0	U	1.0	0.17	ug/L			12/14/11 23:36	1
Vinyl chloride	1.0	U	1.0	0.22	ug/L			12/14/11 23:36	1
Xylenes, Total	2.0	U	2.0	0.28	ug/L			12/14/11 23:36	1
1,1,1-Trichloroethane	1.0	U	1.0	0.22	ug/L			12/14/11 23:36	1
1,1,2-Trichloroethane	1.0	U	1.0	0.27	ug/L			12/14/11 23:36	1
Cyclohexane	1.0	U	1.0	0.12	ug/L			12/14/11 23:36	1
1,2-Dibromo-3-Chloropropane	2.0	U	2.0	0.67	ug/L			12/14/11 23:36	1
Ethylene Dibromide	1.0	U	1.0	0.24	ug/L			12/14/11 23:36	1
Dichlorodifluoromethane	1.0	U	1.0	0.31	ug/L			12/14/11 23:36	1
cis-1,2-Dichloroethene	1.0	U	1.0	0.17	ug/L			12/14/11 23:36	1
trans-1,2-Dichloroethene	1.0	U	1.0	0.19	ug/L			12/14/11 23:36	1
Isopropylbenzene	1.0	U	1.0	0.13	ug/L			12/14/11 23:36	1
Methyl acetate	10	U	10	0.38	ug/L			12/14/11 23:36	1
Methyl tert-butyl ether	5.0	U	5.0	0.17	ug/L			12/14/11 23:36	1
1,1,2-Trichloro-1,2,2-trifluoroethane	1.0	U	1.0	0.28	ug/L			12/14/11 23:36	1
1,2,4-Trichlorobenzene	1.0	U	1.0	0.15	ug/L			12/14/11 23:36	1
1,2-Dichlorobenzene	1.0	U	1.0	0.13	ug/L			12/14/11 23:36	1
1,3-Dichlorobenzene	1.0	U	1.0	0.14	ug/L			12/14/11 23:36	1
1,4-Dichlorobenzene	1.0	U	1.0	0.13	ug/L			12/14/11 23:36	1
Trichlorofluoromethane	1.0	U	1.0	0.21	ug/L			12/14/11 23:36	1
Chlorodibromomethane	1.0	U	1.0	0.18	ug/L			12/14/11 23:36	1
Methylcyclohexane	1.0	U	1.0	0.13	ug/L			12/14/11 23:36	1

Client: Conestoga-Rovers & Associates, Inc.
Project/Site: 17324-T07, RACER Former MTM

TestAmerica Job ID: 240-6646-1

Client Sample ID: GW-17324-120711-EM-024
Date Collected: 12/07/11 17:20
Date Received: 12/08/11 09:45

Lab Sample ID: 240-6646-24
Matrix: Water

Surrogate	*%Recovery*	*Qualifier*	*Limits*	*Prepared*	*Analyzed*	*Dil Fac*
1,2-Dichloroethane-d4 (Surr)	*108*		*63 - 129*		*12/14/11 23:36*	*1*
4-Bromofluorobenzene (Surr)	*95*		*66 - 117*		*12/14/11 23:36*	*1*
Toluene-d8 (Surr)	*109*		*74 - 115*		*12/14/11 23:36*	*1*
Dibromofluoromethane (Surr)	*105*		*75 - 121*		*12/14/11 23:36*	*1*

Method: 8082 - Polychlorinated Biphenyls (PCBs) by Gas Chromatography

Analyte	Result	Qualifier	RL	MDL	Unit	D	Prepared	Analyzed	Dil Fac
Aroclor-1016	0.48	U	0.48	0.16	ug/L		12/13/11 08:22	12/16/11 06:19	1
Aroclor-1221	0.48	U	0.48	0.13	ug/L		12/13/11 08:22	12/16/11 06:19	1
Aroclor-1232	0.48	U	0.48	0.15	ug/L		12/13/11 08:22	12/16/11 06:19	1
Aroclor-1242	0.48	U	0.48	0.21	ug/L		12/13/11 08:22	12/16/11 06:19	1
Aroclor-1248	0.48	U	0.48	0.096	ug/L		12/13/11 08:22	12/16/11 06:19	1
Aroclor-1254	0.48	U	0.48	0.15	ug/L		12/13/11 08:22	12/16/11 06:19	1
Aroclor-1260	0.48	U	0.48	0.16	ug/L		12/13/11 08:22	12/16/11 06:19	1

Surrogate	*%Recovery*	*Qualifier*	*Limits*	*Prepared*	*Analyzed*	*Dil Fac*
Tetrachloro-m-xylene	*87*		*35 - 137*	*12/13/11 08:22*	*12/16/11 06:19*	*1*
DCB Decachlorobiphenyl	*55*		*10 - 140*	*12/13/11 08:22*	*12/16/11 06:19*	*1*

Client: Conestoga-Rovers & Associates, Inc.
Project/Site: 17324-T07, RACER Former MTM

TestAmerica Job ID: 240-6646-1

Client Sample ID: GW-17324-120711-EM-025
Date Collected: 12/07/11 17:35
Date Received: 12/08/11 09:45

Lab Sample ID: 240-6646-25
Matrix: Water

Method: 8260B - Volatile Organic Compounds (GC/MS)

Analyte	Result	Qualifier	RL	MDL	Unit	D	Prepared	Analyzed	Dil Fac
Acetone	**29**	**J B**	130	14	ug/L			12/14/11 23:58	12.5
Benzene	13	U	13	1.6	ug/L			12/14/11 23:58	12.5
Dichlorobromomethane	13	U	13	1.9	ug/L			12/14/11 23:58	12.5
Bromoform	13	U	13	8.0	ug/L			12/14/11 23:58	12.5
Bromomethane	13	U	13	5.1	ug/L			12/14/11 23:58	12.5
2-Butanone (MEK)	130	U	130	7.1	ug/L			12/14/11 23:58	12.5
Carbon disulfide	13	U	13	1.6	ug/L			12/14/11 23:58	12.5
Carbon tetrachloride	13	U	13	1.6	ug/L			12/14/11 23:58	12.5
Chlorobenzene	13	U	13	1.9	ug/L			12/14/11 23:58	12.5
Chloroethane	13	U	13	3.6	ug/L			12/14/11 23:58	12.5
Chloroform	13	U	13	2.0	ug/L			12/14/11 23:58	12.5
Chloromethane	13	U	13	3.8	ug/L			12/14/11 23:58	12.5
1,1-Dichloroethane	13	U	13	1.9	ug/L			12/14/11 23:58	12.5
1,2-Dichloroethane	13	U	13	2.8	ug/L			12/14/11 23:58	12.5
1,1-Dichloroethene	13	U	13	2.4	ug/L			12/14/11 23:58	12.5
1,2-Dichloropropane	13	U	13	2.3	ug/L			12/14/11 23:58	12.5
cis-1,3-Dichloropropene	13	U	13	1.8	ug/L			12/14/11 23:58	12.5
trans-1,3-Dichloropropene	13	U	13	2.4	ug/L			12/14/11 23:58	12.5
Ethylbenzene	13	U	13	2.1	ug/L			12/14/11 23:58	12.5
2-Hexanone	130	U	130	5.1	ug/L			12/14/11 23:58	12.5
Methylene Chloride	13	U	13	4.1	ug/L			12/14/11 23:58	12.5
4-Methyl-2-pentanone (MIBK)	130	U	130	4.0	ug/L			12/14/11 23:58	12.5
Styrene	13	U	13	1.4	ug/L			12/14/11 23:58	12.5
1,1,2,2-Tetrachloroethane	13	U	13	2.3	ug/L			12/14/11 23:58	12.5
Tetrachloroethene	13	U	13	3.6	ug/L			12/14/11 23:58	12.5
Toluene	13	U	13	1.6	ug/L			12/14/11 23:58	12.5
Trichloroethene	**260**		13	2.1	ug/L			12/14/11 23:58	12.5
Vinyl chloride	13	U	13	2.8	ug/L			12/14/11 23:58	12.5
Xylenes, Total	25	U	25	3.5	ug/L			12/14/11 23:58	12.5
1,1,1-Trichloroethane	13	U	13	2.8	ug/L			12/14/11 23:58	12.5
1,1,2-Trichloroethane	13	U	13	3.4	ug/L			12/14/11 23:58	12.5
Cyclohexane	13	U	13	1.5	ug/L			12/14/11 23:58	12.5
1,2-Dibromo-3-Chloropropane	25	U	25	8.4	ug/L			12/14/11 23:58	12.5
Ethylene Dibromide	13	U	13	3.0	ug/L			12/14/11 23:58	12.5
Dichlorodifluoromethane	13	U	13	3.9	ug/L			12/14/11 23:58	12.5
cis-1,2-Dichloroethene	**12**	**J**	13	2.1	ug/L			12/14/11 23:58	12.5
trans-1,2-Dichloroethene	13	U	13	2.4	ug/L			12/14/11 23:58	12.5
Isopropylbenzene	13	U	13	1.6	ug/L			12/14/11 23:58	12.5
Methyl acetate	130	U	130	4.8	ug/L			12/14/11 23:58	12.5
Methyl tert-butyl ether	63	U	63	2.1	ug/L			12/14/11 23:58	12.5
1,1,2-Trichloro-1,2,2-trifluoroethane	13	U	13	3.5	ug/L			12/14/11 23:58	12.5
1,2,4-Trichlorobenzene	13	U	13	1.9	ug/L			12/14/11 23:58	12.5
1,2-Dichlorobenzene	13	U	13	1.6	ug/L			12/14/11 23:58	12.5
1,3-Dichlorobenzene	13	U	13	1.8	ug/L			12/14/11 23:58	12.5
1,4-Dichlorobenzene	13	U	13	1.6	ug/L			12/14/11 23:58	12.5
Trichlorofluoromethane	13	U	13	2.6	ug/L			12/14/11 23:58	12.5
Chlorodibromomethane	13	U	13	2.3	ug/L			12/14/11 23:58	12.5
Methylcyclohexane	13	U	13	1.6	ug/L			12/14/11 23:58	12.5

Client: Conestoga-Rovers & Associates, Inc.
Project/Site: 17324-T07, RACER Former MTM

TestAmerica Job ID: 240-6646-1

Client Sample ID: GW-17324-120711-EM-025
Date Collected: 12/07/11 17:35
Date Received: 12/08/11 09:45

Lab Sample ID: 240-6646-25
Matrix: Water

Surrogate	%Recovery	Qualifier	Limits	Prepared	Analyzed	Dil Fac
1,2-Dichloroethane-d4 (Surr)	99		63 - 129		12/14/11 23:58	12.5
4-Bromofluorobenzene (Surr)	82		66 - 117		12/14/11 23:58	12.5
Toluene-d8 (Surr)	96		74 - 115		12/14/11 23:58	12.5
Dibromofluoromethane (Surr)	96		75 - 121		12/14/11 23:58	12.5

Client: Conestoga-Rovers & Associates, Inc.
Project/Site: 17324-T07, RACER Former MTM

TestAmerica Job ID: 240-6646-1

Client Sample ID: TB-17324-120711-EM
Date Collected: 12/07/11 00:00
Date Received: 12/08/11 09:45

Lab Sample ID: 240-6646-26
Matrix: Water

Method: 8260B - Volatile Organic Compounds (GC/MS)

Analyte	Result	Qualifier	RL	MDL	Unit	D	Prepared	Analyzed	Dil Fac
Acetone	5.5	J B	10	1.1	ug/L			12/15/11 00:21	1
Benzene	1.0	U	1.0	0.13	ug/L			12/15/11 00:21	1
Dichlorobromomethane	1.0	U	1.0	0.15	ug/L			12/15/11 00:21	1
Bromoform	1.0	U	1.0	0.64	ug/L			12/15/11 00:21	1
Bromomethane	1.0	U	1.0	0.41	ug/L			12/15/11 00:21	1
2-Butanone (MEK)	10	U	10	0.57	ug/L			12/15/11 00:21	1
Carbon disulfide	1.0	U	1.0	0.13	ug/L			12/15/11 00:21	1
Carbon tetrachloride	1.0	U	1.0	0.13	ug/L			12/15/11 00:21	1
Chlorobenzene	1.0	U	1.0	0.15	ug/L			12/15/11 00:21	1
Chloroethane	1.0	U	1.0	0.29	ug/L			12/15/11 00:21	1
Chloroform	1.0	U	1.0	0.16	ug/L			12/15/11 00:21	1
Chloromethane	1.0	U	1.0	0.30	ug/L			12/15/11 00:21	1
1,1-Dichloroethane	1.0	U	1.0	0.15	ug/L			12/15/11 00:21	1
1,2-Dichloroethane	1.0	U	1.0	0.22	ug/L			12/15/11 00:21	1
1,1-Dichloroethene	1.0	U	1.0	0.19	ug/L			12/15/11 00:21	1
1,2-Dichloropropane	1.0	U	1.0	0.18	ug/L			12/15/11 00:21	1
cis-1,3-Dichloropropene	1.0	U	1.0	0.14	ug/L			12/15/11 00:21	1
trans-1,3-Dichloropropene	1.0	U	1.0	0.19	ug/L			12/15/11 00:21	1
Ethylbenzene	1.0	U	1.0	0.17	ug/L			12/15/11 00:21	1
2-Hexanone	10	U	10	0.41	ug/L			12/15/11 00:21	1
Methylene Chloride	1.0	U	1.0	0.33	ug/L			12/15/11 00:21	1
4-Methyl-2-pentanone (MIBK)	10	U	10	0.32	ug/L			12/15/11 00:21	1
Styrene	1.0	U	1.0	0.11	ug/L			12/15/11 00:21	1
1,1,2,2-Tetrachloroethane	1.0	U	1.0	0.18	ug/L			12/15/11 00:21	1
Tetrachloroethene	1.0	U	1.0	0.29	ug/L			12/15/11 00:21	1
Toluene	1.0	U	1.0	0.13	ug/L			12/15/11 00:21	1
Trichloroethene	1.0	U	1.0	0.17	ug/L			12/15/11 00:21	1
Vinyl chloride	1.0	U	1.0	0.22	ug/L			12/15/11 00:21	1
Xylenes, Total	2.0	U	2.0	0.28	ug/L			12/15/11 00:21	1
1,1,1-Trichloroethane	1.0	U	1.0	0.22	ug/L			12/15/11 00:21	1
1,1,2-Trichloroethane	1.0	U	1.0	0.27	ug/L			12/15/11 00:21	1
Cyclohexane	1.0	U	1.0	0.12	ug/L			12/15/11 00:21	1
1,2-Dibromo-3-Chloropropane	2.0	U	2.0	0.67	ug/L			12/15/11 00:21	1
Ethylene Dibromide	1.0	U	1.0	0.24	ug/L			12/15/11 00:21	1
Dichlorodifluoromethane	1.0	U	1.0	0.31	ug/L			12/15/11 00:21	1
cis-1,2-Dichloroethene	1.0	U	1.0	0.17	ug/L			12/15/11 00:21	1
trans-1,2-Dichloroethene	1.0	U	1.0	0.19	ug/L			12/15/11 00:21	1
Isopropylbenzene	1.0	U	1.0	0.13	ug/L			12/15/11 00:21	1
Methyl acetate	10	U	10	0.38	ug/L			12/15/11 00:21	1
Methyl tert-butyl ether	5.0	U	5.0	0.17	ug/L			12/15/11 00:21	1
1,1,2-Trichloro-1,2,2-trifluoroethane	1.0	U	1.0	0.28	ug/L			12/15/11 00:21	1
1,2,4-Trichlorobenzene	1.0	U	1.0	0.15	ug/L			12/15/11 00:21	1
1,2-Dichlorobenzene	1.0	U	1.0	0.13	ug/L			12/15/11 00:21	1
1,3-Dichlorobenzene	1.0	U	1.0	0.14	ug/L			12/15/11 00:21	1
1,4-Dichlorobenzene	1.0	U	1.0	0.13	ug/L			12/15/11 00:21	1
Trichlorofluoromethane	1.0	U	1.0	0.21	ug/L			12/15/11 00:21	1
Chlorodibromomethane	1.0	U	1.0	0.18	ug/L			12/15/11 00:21	1
Methylcyclohexane	1.0	U	1.0	0.13	ug/L			12/15/11 00:21	1

Client: Conestoga-Rovers & Associates, Inc.
Project/Site: 17324-T07, RACER Former MTM

TestAmerica Job ID: 240-6646-1

Client Sample ID: TB-17324-120711-EM
Date Collected: 12/07/11 00:00
Date Received: 12/08/11 09:45

Lab Sample ID: 240-6646-26
Matrix: Water

Surrogate	%Recovery	Qualifier	Limits	Prepared	Analyzed	Dil Fac
1,2-Dichloroethane-d4 (Surr)	100		63 - 129		12/15/11 00:21	1
4-Bromofluorobenzene (Surr)	82		66 - 117		12/15/11 00:21	1
Toluene-d8 (Surr)	93		74 - 115		12/15/11 00:21	1
Dibromofluoromethane (Surr)	99		75 - 121		12/15/11 00:21	1

Surrogate Summary

Client: Conestoga-Rovers & Associates, Inc.
Project/Site: 17324-T07, RACER Former MTM

TestAmerica Job ID: 240-6646-1

Method: 8260B - Volatile Organic Compounds (GC/MS)

Matrix: Water **Prep Type: Total/NA**

		Percent Surrogate Recovery (Acceptance Limits)			
		12DCE	BFB	TOL	DBFM
Lab Sample ID	Client Sample ID	(63-129)	(66-117)	(74-115)	(75-121)
240-6646-1	GW-17324-120611-EM-001	96	88	93	99
240-6646-2	GW-17324-120611-EM-002	100	80	94	102
240-6646-2 MS	GW-17324-120611-EM-002	108	106	111	110
240-6646-2 MSD	GW-17324-120611-EM-002	96	98	103	96
240-6646-3	GW-17324-120611-EM-003	95	88	95	98
240-6646-4	GW-17324-120611-EM-004	98	88	93	101
240-6646-5	GW-17324-120611-EM-005	96	88	97	96
240-6646-6	GW-17324-120611-EM-006	108	91	94	102
240-6646-7	GW-17324-120611-EM-007	101	91	98	105
240-6646-8	GW-17324-120611-EM-008	104	91	99	102
240-6646-8 MS	GW-17324-120611-EM-008	105	104	108	104
240-6646-8 MSD	GW-17324-120611-EM-008	105	102	103	103
240-6646-9	GW-17324-120611-EM-009	100	87	97	101
240-6646-10	GW-17324-120611-EM-010	104	90	99	103
240-6646-11	GW-17324-120611-EM-011	103	86	96	105
240-6646-12	GW-17324-120711-EM-012	98	79	84	96
240-6646-13	GW-17324-120711-EM-013	95	91	85	99
240-6646-14	GW-17324-120711-EM-014	94	90	88	98
240-6646-15	GW-17324-120711-EM-015	108	91	83	113
240-6646-16	GW-17324-120711-EM-016	108	95	80	103
240-6646-16 MS	GW-17324-120711-EM-016	95	76	87	89
240-6646-16 MSD	GW-17324-120711-EM-016	123	96	85	133 X
240-6646-17	GW-17324-120711-EM-017	114	91	96	104
240-6646-18	GW-17324-120711-EM-018	104	86	99	105
240-6646-19	GW-17324-120711-EM-019	112	85	82	99
240-6646-20	GW-17324-120711-EM-020	102	95	99	101
240-6646-21	GW-17324-120711-EM-021	102	91	100	100
240-6646-22	GW-17324-120711-EM-022	102	90	98	99
240-6646-23	GW-17324-120711-EM-023	99	87	95	97
240-6646-24	GW-17324-120711-EM-024	108	95	109	105
240-6646-25	GW-17324-120711-EM-025	99	82	96	96
240-6646-26	TB-17324-120711-EM	100	82	93	99
LCS 240-26658/4	Lab Control Sample	91	97	97	95
LCS 240-26736/4	Lab Control Sample	95	103	104	95
LCS 240-26832/4	Lab Control Sample	87	89	97	92
LCS 240-26905/4	Lab Control Sample	94	100	104	97
LCS 240-27022/12	Lab Control Sample	100	100	105	107
LCS 240-27185/4	Lab Control Sample	107	92	92	106
LCS 240-27185/6	Lab Control Sample	101	75	98	102
LCS 240-27269/4	Lab Control Sample	105	105	102	105
LCS 240-27278/4	Lab Control Sample	105	103	105	102
MB 240-26658/5	Method Blank	94	86	93	92
MB 240-26736/5	Method Blank	103	96	105	104
MB 240-26832/5	Method Blank	91	85	94	94
MB 240-26905/5	Method Blank	94	81	96	95
MB 240-27022/11	Method Blank	103	102	94	110
MB 240-27185/5	Method Blank	94	85	105	101
MB 240-27269/5	Method Blank	103	91	97	104
MB 240-27278/5	Method Blank	105	93	101	106

Surrogate Legend

12DCE = 1,2-Dichloroethane-d4 (Surr)
BFB = 4-Bromofluorobenzene (Surr)
TOL = Toluene-d8 (Surr)
DBFM = Dibromofluoromethane (Surr)

Method: 8270C - Semivolatile Organic Compounds (GC/MS)

Matrix: Water **Prep Type: Total/NA**

		Percent Surrogate Recovery (Acceptance Limits)					
		FBP	2FP	TBP	NBZ	PHL	TPH
Lab Sample ID	Client Sample ID	(28-110)	(10-110)	(22-120)	(27-111)	(10-110)	(37-119)
240-6646-16	GW-17324-120711-EM-016	63	65	73	70	69	82
240-6646-16 MS	GW-17324-120711-EM-016	70	72	74	79	73	72
240-6646-16 MSD	GW-17324-120711-EM-016	65	68	72	74	71	55
LCS 240-26777/2-A	Lab Control Sample	89	91	92	97	94	104
MB 240-26777/1-A	Method Blank	79	83	73	88	88	101

Surrogate Legend

FBP = 2-Fluorobiphenyl (Surr)
2FP = 2-Fluorophenol (Surr)
TBP = 2,4,6-Tribromophenol (Surr)
NBZ = Nitrobenzene-d5 (Surr)
PHL = Phenol-d5 (Surr)
TPH = Terphenyl-d14 (Surr)

Method: 8082 - Polychlorinated Biphenyls (PCBs) by Gas Chromatography

Matrix: Water **Prep Type: Total/NA**

		Percent Surrogate Recovery (Acceptance Limits)	
		TCX2	DCB2
Lab Sample ID	Client Sample ID	(23-136)	(10-130)
240-6646-1	GW-17324-120611-EM-001	84	52
240-6646-4	GW-17324-120611-EM-004	58	13
LCS 240-26332/6-A	Lab Control Sample	82	88
MB 240-26332/5-A	Method Blank	84	88

Surrogate Legend

TCX = Tetrachloro-m-xylene
DCB = DCB Decachlorobiphenyl

Method: 8082 - Polychlorinated Biphenyls (PCBs) by Gas Chromatography

Matrix: Water **Prep Type: Total/NA**

		Percent Surrogate Recovery (Acceptance Limits)	
		TCX2	DCB2
Lab Sample ID	Client Sample ID	(35-137)	(10-140)
240-6646-12	GW-17324-120711-EM-012	78	65
240-6646-13	GW-17324-120711-EM-013	82	69
240-6646-16	GW-17324-120711-EM-016	85	86
240-6646-16 MS	GW-17324-120711-EM-016	88	70
240-6646-16 MSD	GW-17324-120711-EM-016	88	72
240-6646-20	GW-17324-120711-EM-020	94	94
240-6646-21	GW-17324-120711-EM-021	92	91
240-6646-24	GW-17324-120711-EM-024	87	55
LCS 240-26582/22-A	Lab Control Sample	90	97
MB 240-26582/21-A	Method Blank	83	81

Surrogate Legend

Surrogate Summary

Client: Conestoga-Rovers & Associates, Inc.
Project/Site: 17324-T07, RACER Former MTM

TestAmerica Job ID: 240-6646-1

TCX = Tetrachloro-m-xylene
DCB = DCB Decachlorobiphenyl

Method: 8260B - Volatile Organic Compounds (GC/MS)

Lab Sample ID: MB 240-26658/5
Matrix: Water
Analysis Batch: 26658

Client Sample ID: Method Blank
Prep Type: Total/NA

Analyte	MB Result	MB Qualifier	RL	MDL	Unit	D	Prepared	Analyzed	Dil Fac
Acetone	1.57	J	10	1.1	ug/L			12/13/11 13:02	1
Benzene	1.0	U	1.0	0.13	ug/L			12/13/11 13:02	1
Dichlorobromomethane	1.0	U	1.0	0.15	ug/L			12/13/11 13:02	1
Bromoform	1.0	U	1.0	0.64	ug/L			12/13/11 13:02	1
Bromomethane	1.0	U	1.0	0.41	ug/L			12/13/11 13:02	1
2-Butanone (MEK)	10	U	10	0.57	ug/L			12/13/11 13:02	1
Carbon disulfide	1.0	U	1.0	0.13	ug/L			12/13/11 13:02	1
Carbon tetrachloride	1.0	U	1.0	0.13	ug/L			12/13/11 13:02	1
Chlorobenzene	1.0	U	1.0	0.15	ug/L			12/13/11 13:02	1
Chloroethane	1.0	U	1.0	0.29	ug/L			12/13/11 13:02	1
Chloroform	1.0	U	1.0	0.16	ug/L			12/13/11 13:02	1
Chloromethane	1.0	U	1.0	0.30	ug/L			12/13/11 13:02	1
1,1-Dichloroethane	1.0	U	1.0	0.15	ug/L			12/13/11 13:02	1
1,2-Dichloroethane	1.0	U	1.0	0.22	ug/L			12/13/11 13:02	1
1,1-Dichloroethene	1.0	U	1.0	0.19	ug/L			12/13/11 13:02	1
1,2-Dichloropropane	1.0	U	1.0	0.18	ug/L			12/13/11 13:02	1
cis-1,3-Dichloropropene	1.0	U	1.0	0.14	ug/L			12/13/11 13:02	1
trans-1,3-Dichloropropene	1.0	U	1.0	0.19	ug/L			12/13/11 13:02	1
Ethylbenzene	1.0	U	1.0	0.17	ug/L			12/13/11 13:02	1
2-Hexanone	10	U	10	0.41	ug/L			12/13/11 13:02	1
Methylene Chloride	1.0	U	1.0	0.33	ug/L			12/13/11 13:02	1
4-Methyl-2-pentanone (MIBK)	10	U	10	0.32	ug/L			12/13/11 13:02	1
Styrene	1.0	U	1.0	0.11	ug/L			12/13/11 13:02	1
1,1,2,2-Tetrachloroethane	1.0	U	1.0	0.18	ug/L			12/13/11 13:02	1
Tetrachloroethene	1.0	U	1.0	0.29	ug/L			12/13/11 13:02	1
Toluene	1.0	U	1.0	0.13	ug/L			12/13/11 13:02	1
Trichloroethene	1.0	U	1.0	0.17	ug/L			12/13/11 13:02	1
Vinyl chloride	1.0	U	1.0	0.22	ug/L			12/13/11 13:02	1
Xylenes, Total	2.0	U	2.0	0.28	ug/L			12/13/11 13:02	1
1,1,1-Trichloroethane	1.0	U	1.0	0.22	ug/L			12/13/11 13:02	1
1,1,2-Trichloroethane	1.0	U	1.0	0.27	ug/L			12/13/11 13:02	1
Cyclohexane	1.0	U	1.0	0.12	ug/L			12/13/11 13:02	1
1,2-Dibromo-3-Chloropropane	2.0	U	2.0	0.67	ug/L			12/13/11 13:02	1
Ethylene Dibromide	1.0	U	1.0	0.24	ug/L			12/13/11 13:02	1
Dichlorodifluoromethane	1.0	U	1.0	0.31	ug/L			12/13/11 13:02	1
cis-1,2-Dichloroethene	1.0	U	1.0	0.17	ug/L			12/13/11 13:02	1
trans-1,2-Dichloroethene	1.0	U	1.0	0.19	ug/L			12/13/11 13:02	1
Isopropylbenzene	1.0	U	1.0	0.13	ug/L			12/13/11 13:02	1
Methyl acetate	10	U	10	0.38	ug/L			12/13/11 13:02	1
Methyl tert-butyl ether	5.0	U	5.0	0.17	ug/L			12/13/11 13:02	1
1,1,2-Trichloro-1,2,2-trifluoroethane	1.0	U	1.0	0.28	ug/L			12/13/11 13:02	1
1,2,4-Trichlorobenzene	1.0	U	1.0	0.15	ug/L			12/13/11 13:02	1
1,2-Dichlorobenzene	1.0	U	1.0	0.13	ug/L			12/13/11 13:02	1
1,3-Dichlorobenzene	1.0	U	1.0	0.14	ug/L			12/13/11 13:02	1
1,4-Dichlorobenzene	1.0	U	1.0	0.13	ug/L			12/13/11 13:02	1
Trichlorofluoromethane	1.0	U	1.0	0.21	ug/L			12/13/11 13:02	1
Chlorodibromomethane	1.0	U	1.0	0.18	ug/L			12/13/11 13:02	1
Methylcyclohexane	1.0	U	1.0	0.13	ug/L			12/13/11 13:02	1

Method: 8260B - Volatile Organic Compounds (GC/MS) (Continued)

Lab Sample ID: MB 240-26658/5
Matrix: Water
Analysis Batch: 26658

Client Sample ID: Method Blank
Prep Type: Total/NA

Surrogate	MB %Recovery	MB Qualifier	Limits	Prepared	Analyzed	Dil Fac
1,2-Dichloroethane-d4 (Surr)	*94*		*63 - 129*		*12/13/11 13:02*	*1*
4-Bromofluorobenzene (Surr)	*86*		*66 - 117*		*12/13/11 13:02*	*1*
Toluene-d8 (Surr)	*93*		*74 - 115*		*12/13/11 13:02*	*1*
Dibromofluoromethane (Surr)	*92*		*75 - 121*		*12/13/11 13:02*	*1*

Lab Sample ID: LCS 240-26658/4
Matrix: Water
Analysis Batch: 26658

Client Sample ID: Lab Control Sample
Prep Type: Total/NA

Analyte	Spike Added	LCS Result	LCS Qualifier	Unit	D	%Rec	%Rec. Limits
Acetone	20.0	18.7		ug/L		94	43 - 136
Benzene	10.0	9.10		ug/L		91	83 - 112
Dichlorobromomethane	10.0	9.17		ug/L		92	72 - 121
Bromoform	10.0	9.37		ug/L		94	40 - 131
Bromomethane	10.0	8.05		ug/L		81	11 - 185
2-Butanone (MEK)	20.0	19.3		ug/L		97	60 - 126
Carbon disulfide	10.0	10.2		ug/L		102	62 - 142
Carbon tetrachloride	10.0	8.90		ug/L		89	66 - 128
Chlorobenzene	10.0	9.05		ug/L		91	85 - 110
Chloroethane	10.0	8.53		ug/L		85	25 - 153
Chloroform	10.0	9.38		ug/L		94	79 - 117
Chloromethane	10.0	7.29		ug/L		73	44 - 126
1,1-Dichloroethane	10.0	9.05		ug/L		91	82 - 115
1,2-Dichloroethane	10.0	9.13		ug/L		91	71 - 127
1,1-Dichloroethene	10.0	8.85		ug/L		89	78 - 131
1,2-Dichloropropane	10.0	8.85		ug/L		89	81 - 115
cis-1,3-Dichloropropene	10.0	8.13		ug/L		81	61 - 115
trans-1,3-Dichloropropene	10.0	8.40		ug/L		84	58 - 117
Ethylbenzene	10.0	9.32		ug/L		93	83 - 112
2-Hexanone	20.0	19.7		ug/L		99	55 - 133
Methylene Chloride	10.0	8.89		ug/L		89	66 - 131
4-Methyl-2-pentanone (MIBK)	20.0	19.2		ug/L		96	63 - 128
Styrene	10.0	9.37		ug/L		94	79 - 114
1,1,2,2-Tetrachloroethane	10.0	8.37		ug/L		84	68 - 118
Tetrachloroethene	10.0	8.99		ug/L		90	79 - 114
Toluene	10.0	9.01		ug/L		90	84 - 111
Trichloroethene	10.0	9.25		ug/L		93	76 - 117
Vinyl chloride	10.0	8.91		ug/L		89	53 - 127
Xylenes, Total	30.0	28.2		ug/L		94	83 - 112
1,1,1-Trichloroethane	10.0	8.81		ug/L		88	74 - 118
1,1,2-Trichloroethane	10.0	9.80		ug/L		98	80 - 112
Cyclohexane	10.0	8.21		ug/L		82	54 - 121
1,2-Dibromo-3-Chloropropane	10.0	8.94		ug/L		89	42 - 136
Ethylene Dibromide	10.0	9.06		ug/L		91	79 - 113
Dichlorodifluoromethane	10.0	6.00		ug/L		60	19 - 129
cis-1,2-Dichloroethene	10.0	8.88		ug/L		89	80 - 113
trans-1,2-Dichloroethene	10.0	9.00		ug/L		90	83 - 117
Isopropylbenzene	10.0	9.00		ug/L		90	75 - 114
Methyl acetate	10.0	8.94	J	ug/L		89	58 - 131

Method: 8260B - Volatile Organic Compounds (GC/MS) (Continued)

Lab Sample ID: LCS 240-26658/4
Matrix: Water
Analysis Batch: 26658

Client Sample ID: Lab Control Sample
Prep Type: Total/NA

Analyte	Spike Added	LCS Result	LCS Qualifier	Unit	D	%Rec	%Rec. Limits
Methyl tert-butyl ether	10.0	9.42		ug/L		94	52 - 144
1,1,2-Trichloro-1,2,2-trifluoroethane	10.0	10.0		ug/L		100	74 - 151
1,2,4-Trichlorobenzene	10.0	7.51		ug/L		75	48 - 135
1,2-Dichlorobenzene	10.0	8.64		ug/L		86	81 - 110
1,3-Dichlorobenzene	10.0	9.05		ug/L		91	80 - 110
1,4-Dichlorobenzene	10.0	8.72		ug/L		87	82 - 110
Trichlorofluoromethane	10.0	8.48		ug/L		85	49 - 157
Chlorodibromomethane	10.0	9.45		ug/L		95	64 - 119
Methylcyclohexane	10.0	8.35		ug/L		84	56 - 127
m-Xylene & p-Xylene	20.0	19.0		ug/L		95	83 - 113
o-Xylene	10.0	9.17		ug/L		92	83 - 113

Surrogate	*LCS %Recovery*	*LCS Qualifier*	*Limits*
1,2-Dichloroethane-d4 (Surr)	*91*		*63 - 129*
4-Bromofluorobenzene (Surr)	*97*		*66 - 117*
Toluene-d8 (Surr)	*97*		*74 - 115*
Dibromofluoromethane (Surr)	*95*		*75 - 121*

Lab Sample ID: MB 240-26736/5
Matrix: Water
Analysis Batch: 26736

Client Sample ID: Method Blank
Prep Type: Total/NA

Analyte	MB Result	MB Qualifier	RL	MDL	Unit	D	Prepared	Analyzed	Dil Fac
Acetone	1.23	J	10	1.1	ug/L			12/14/11 00:42	1
Benzene	1.0	U	1.0	0.13	ug/L			12/14/11 00:42	1
Dichlorobromomethane	1.0	U	1.0	0.15	ug/L			12/14/11 00:42	1
Bromoform	1.0	U	1.0	0.64	ug/L			12/14/11 00:42	1
Bromomethane	1.0	U	1.0	0.41	ug/L			12/14/11 00:42	1
2-Butanone (MEK)	10	U	10	0.57	ug/L			12/14/11 00:42	1
Carbon disulfide	1.0	U	1.0	0.13	ug/L			12/14/11 00:42	1
Carbon tetrachloride	1.0	U	1.0	0.13	ug/L			12/14/11 00:42	1
Chlorobenzene	1.0	U	1.0	0.15	ug/L			12/14/11 00:42	1
Chloroethane	1.0	U	1.0	0.29	ug/L			12/14/11 00:42	1
Chloroform	1.0	U	1.0	0.16	ug/L			12/14/11 00:42	1
Chloromethane	1.0	U	1.0	0.30	ug/L			12/14/11 00:42	1
1,1-Dichloroethane	1.0	U	1.0	0.15	ug/L			12/14/11 00:42	1
1,2-Dichloroethane	1.0	U	1.0	0.22	ug/L			12/14/11 00:42	1
1,1-Dichloroethene	1.0	U	1.0	0.19	ug/L			12/14/11 00:42	1
1,2-Dichloropropane	1.0	U	1.0	0.18	ug/L			12/14/11 00:42	1
cis-1,3-Dichloropropene	1.0	U	1.0	0.14	ug/L			12/14/11 00:42	1
trans-1,3-Dichloropropene	1.0	U	1.0	0.19	ug/L			12/14/11 00:42	1
Ethylbenzene	1.0	U	1.0	0.17	ug/L			12/14/11 00:42	1
2-Hexanone	10	U	10	0.41	ug/L			12/14/11 00:42	1
Methylene Chloride	1.0	U	1.0	0.33	ug/L			12/14/11 00:42	1
4-Methyl-2-pentanone (MIBK)	10	U	10	0.32	ug/L			12/14/11 00:42	1
Styrene	1.0	U	1.0	0.11	ug/L			12/14/11 00:42	1
1,1,2,2-Tetrachloroethane	1.0	U	1.0	0.18	ug/L			12/14/11 00:42	1
Tetrachloroethene	1.0	U	1.0	0.29	ug/L			12/14/11 00:42	1
Toluene	1.0	U	1.0	0.13	ug/L			12/14/11 00:42	1

Method: 8260B - Volatile Organic Compounds (GC/MS) (Continued)

Lab Sample ID: MB 240-26736/5
Matrix: Water
Analysis Batch: 26736

Client Sample ID: Method Blank
Prep Type: Total/NA

Analyte	MB Result	MB Qualifier	RL	MDL	Unit	D	Prepared	Analyzed	Dil Fac
Trichloroethene	1.0	U	1.0	0.17	ug/L			12/14/11 00:42	1
Vinyl chloride	1.0	U	1.0	0.22	ug/L			12/14/11 00:42	1
Xylenes, Total	2.0	U	2.0	0.28	ug/L			12/14/11 00:42	1
1,1,1-Trichloroethane	1.0	U	1.0	0.22	ug/L			12/14/11 00:42	1
1,1,2-Trichloroethane	1.0	U	1.0	0.27	ug/L			12/14/11 00:42	1
Cyclohexane	1.0	U	1.0	0.12	ug/L			12/14/11 00:42	1
1,2-Dibromo-3-Chloropropane	2.0	U	2.0	0.67	ug/L			12/14/11 00:42	1
Ethylene Dibromide	1.0	U	1.0	0.24	ug/L			12/14/11 00:42	1
Dichlorodifluoromethane	1.0	U	1.0	0.31	ug/L			12/14/11 00:42	1
cis-1,2-Dichloroethene	1.0	U	1.0	0.17	ug/L			12/14/11 00:42	1
trans-1,2-Dichloroethene	1.0	U	1.0	0.19	ug/L			12/14/11 00:42	1
Isopropylbenzene	1.0	U	1.0	0.13	ug/L			12/14/11 00:42	1
Methyl acetate	10	U	10	0.38	ug/L			12/14/11 00:42	1
Methyl tert-butyl ether	5.0	U	5.0	0.17	ug/L			12/14/11 00:42	1
1,1,2-Trichloro-1,2,2-trifluoroethane	1.0	U	1.0	0.28	ug/L			12/14/11 00:42	1
1,2,4-Trichlorobenzene	1.0	U	1.0	0.15	ug/L			12/14/11 00:42	1
1,2-Dichlorobenzene	1.0	U	1.0	0.13	ug/L			12/14/11 00:42	1
1,3-Dichlorobenzene	1.0	U	1.0	0.14	ug/L			12/14/11 00:42	1
1,4-Dichlorobenzene	1.0	U	1.0	0.13	ug/L			12/14/11 00:42	1
Trichlorofluoromethane	1.0	U	1.0	0.21	ug/L			12/14/11 00:42	1
Chlorodibromomethane	1.0	U	1.0	0.18	ug/L			12/14/11 00:42	1
Methylcyclohexane	1.0	U	1.0	0.13	ug/L			12/14/11 00:42	1

Surrogate	*MB %Recovery*	*MB Qualifier*	*Limits*	*Prepared*	*Analyzed*	*Dil Fac*
1,2-Dichloroethane-d4 (Surr)	*103*		*63 - 129*		*12/14/11 00:42*	*1*
4-Bromofluorobenzene (Surr)	*96*		*66 - 117*		*12/14/11 00:42*	*1*
Toluene-d8 (Surr)	*105*		*74 - 115*		*12/14/11 00:42*	*1*
Dibromofluoromethane (Surr)	*104*		*75 - 121*		*12/14/11 00:42*	*1*

Lab Sample ID: LCS 240-26736/4
Matrix: Water
Analysis Batch: 26736

Client Sample ID: Lab Control Sample
Prep Type: Total/NA

Analyte	Spike Added	LCS Result	LCS Qualifier	Unit	D	%Rec	%Rec. Limits
Acetone	20.0	19.9		ug/L		100	43 - 136
Benzene	10.0	9.54		ug/L		95	83 - 112
Dichlorobromomethane	10.0	9.83		ug/L		98	72 - 121
Bromoform	10.0	10.0		ug/L		100	40 - 131
Bromomethane	10.0	8.27		ug/L		83	11 - 185
2-Butanone (MEK)	20.0	20.5		ug/L		103	60 - 126
Carbon disulfide	10.0	10.2		ug/L		102	62 - 142
Carbon tetrachloride	10.0	8.92		ug/L		89	66 - 128
Chlorobenzene	10.0	9.69		ug/L		97	85 - 110
Chloroethane	10.0	8.14		ug/L		81	25 - 153
Chloroform	10.0	9.47		ug/L		95	79 - 117
Chloromethane	10.0	7.30		ug/L		73	44 - 126
1,1-Dichloroethane	10.0	9.28		ug/L		93	82 - 115
1,2-Dichloroethane	10.0	9.42		ug/L		94	71 - 127
1,1-Dichloroethene	10.0	9.16		ug/L		92	78 - 131

Method: 8260B - Volatile Organic Compounds (GC/MS) (Continued)

Lab Sample ID: LCS 240-26736/4
Matrix: Water
Analysis Batch: 26736

Client Sample ID: Lab Control Sample
Prep Type: Total/NA

Analyte	Spike Added	LCS Result	LCS Qualifier	Unit	D	%Rec	%Rec. Limits
1,2-Dichloropropane	10.0	9.71		ug/L		97	81 - 115
cis-1,3-Dichloropropene	10.0	8.68		ug/L		87	61 - 115
trans-1,3-Dichloropropene	10.0	9.25		ug/L		93	58 - 117
Ethylbenzene	10.0	9.84		ug/L		98	83 - 112
2-Hexanone	20.0	21.6		ug/L		108	55 - 133
Methylene Chloride	10.0	9.45		ug/L		95	66 - 131
4-Methyl-2-pentanone (MIBK)	20.0	21.3		ug/L		107	63 - 128
Styrene	10.0	10.0		ug/L		100	79 - 114
1,1,2,2-Tetrachloroethane	10.0	9.34		ug/L		93	68 - 118
Tetrachloroethene	10.0	9.76		ug/L		98	79 - 114
Toluene	10.0	9.60		ug/L		96	84 - 111
Trichloroethene	10.0	9.77		ug/L		98	76 - 117
Vinyl chloride	10.0	8.93		ug/L		89	53 - 127
Xylenes, Total	30.0	29.0		ug/L		97	83 - 112
1,1,1-Trichloroethane	10.0	8.77		ug/L		88	74 - 118
1,1,2-Trichloroethane	10.0	10.5		ug/L		105	80 - 112
Cyclohexane	10.0	8.32		ug/L		83	54 - 121
1,2-Dibromo-3-Chloropropane	10.0	10.3		ug/L		103	42 - 136
Ethylene Dibromide	10.0	10.6		ug/L		106	79 - 113
Dichlorodifluoromethane	10.0	5.53		ug/L		55	19 - 129
cis-1,2-Dichloroethene	10.0	9.24		ug/L		92	80 - 113
trans-1,2-Dichloroethene	10.0	9.42		ug/L		94	83 - 117
Isopropylbenzene	10.0	9.19		ug/L		92	75 - 114
Methyl acetate	10.0	9.62	J	ug/L		96	58 - 131
Methyl tert-butyl ether	10.0	9.79		ug/L		98	52 - 144
1,1,2-Trichloro-1,2,2-trifluoroethane	10.0	9.99		ug/L		100	74 - 151
1,2,4-Trichlorobenzene	10.0	8.07		ug/L		81	48 - 135
1,2-Dichlorobenzene	10.0	9.27		ug/L		93	81 - 110
1,3-Dichlorobenzene	10.0	9.36		ug/L		94	80 - 110
1,4-Dichlorobenzene	10.0	9.23		ug/L		92	82 - 110
Trichlorofluoromethane	10.0	8.08		ug/L		81	49 - 157
Chlorodibromomethane	10.0	9.74		ug/L		97	64 - 119
Methylcyclohexane	10.0	8.20		ug/L		82	56 - 127
m-Xylene & p-Xylene	20.0	19.5		ug/L		98	83 - 113
o-Xylene	10.0	9.46		ug/L		95	83 - 113

Surrogate	*LCS %Recovery*	*LCS Qualifier*	*Limits*
1,2-Dichloroethane-d4 (Surr)	*95*		*63 - 129*
4-Bromofluorobenzene (Surr)	*103*		*66 - 117*
Toluene-d8 (Surr)	*104*		*74 - 115*
Dibromofluoromethane (Surr)	*95*		*75 - 121*

Lab Sample ID: MB 240-26832/5
Matrix: Water
Analysis Batch: 26832

Client Sample ID: Method Blank
Prep Type: Total/NA

Analyte	MB Result	MB Qualifier	RL	MDL	Unit	D	Prepared	Analyzed	Dil Fac
Acetone	2.56	J	10	1.1	ug/L			12/14/11 12:43	1
Benzene	1.0	U	1.0	0.13	ug/L			12/14/11 12:43	1

Method: 8260B - Volatile Organic Compounds (GC/MS) (Continued)

Lab Sample ID: MB 240-26832/5
Matrix: Water
Analysis Batch: 26832

Client Sample ID: Method Blank
Prep Type: Total/NA

Analyte	MB Result	MB Qualifier	RL	MDL	Unit	D	Prepared	Analyzed	Dil Fac
Dichlorobromomethane	1.0	U	1.0	0.15	ug/L			12/14/11 12:43	1
Bromoform	1.0	U	1.0	0.64	ug/L			12/14/11 12:43	1
Bromomethane	1.0	U	1.0	0.41	ug/L			12/14/11 12:43	1
2-Butanone (MEK)	10	U	10	0.57	ug/L			12/14/11 12:43	1
Carbon disulfide	1.0	U	1.0	0.13	ug/L			12/14/11 12:43	1
Carbon tetrachloride	1.0	U	1.0	0.13	ug/L			12/14/11 12:43	1
Chlorobenzene	1.0	U	1.0	0.15	ug/L			12/14/11 12:43	1
Chloroethane	1.0	U	1.0	0.29	ug/L			12/14/11 12:43	1
Chloroform	1.0	U	1.0	0.16	ug/L			12/14/11 12:43	1
Chloromethane	1.0	U	1.0	0.30	ug/L			12/14/11 12:43	1
1,1-Dichloroethane	1.0	U	1.0	0.15	ug/L			12/14/11 12:43	1
1,2-Dichloroethane	1.0	U	1.0	0.22	ug/L			12/14/11 12:43	1
1,1-Dichloroethene	1.0	U	1.0	0.19	ug/L			12/14/11 12:43	1
1,2-Dichloropropane	1.0	U	1.0	0.18	ug/L			12/14/11 12:43	1
cis-1,3-Dichloropropene	1.0	U	1.0	0.14	ug/L			12/14/11 12:43	1
trans-1,3-Dichloropropene	1.0	U	1.0	0.19	ug/L			12/14/11 12:43	1
Ethylbenzene	1.0	U	1.0	0.17	ug/L			12/14/11 12:43	1
2-Hexanone	10	U	10	0.41	ug/L			12/14/11 12:43	1
Methylene Chloride	1.0	U	1.0	0.33	ug/L			12/14/11 12:43	1
4-Methyl-2-pentanone (MIBK)	10	U	10	0.32	ug/L			12/14/11 12:43	1
Styrene	1.0	U	1.0	0.11	ug/L			12/14/11 12:43	1
1,1,2,2-Tetrachloroethane	1.0	U	1.0	0.18	ug/L			12/14/11 12:43	1
Tetrachloroethene	1.0	U	1.0	0.29	ug/L			12/14/11 12:43	1
Toluene	1.0	U	1.0	0.13	ug/L			12/14/11 12:43	1
Trichloroethene	1.0	U	1.0	0.17	ug/L			12/14/11 12:43	1
Vinyl chloride	1.0	U	1.0	0.22	ug/L			12/14/11 12:43	1
Xylenes, Total	2.0	U	2.0	0.28	ug/L			12/14/11 12:43	1
1,1,1-Trichloroethane	1.0	U	1.0	0.22	ug/L			12/14/11 12:43	1
1,1,2-Trichloroethane	1.0	U	1.0	0.27	ug/L			12/14/11 12:43	1
Cyclohexane	1.0	U	1.0	0.12	ug/L			12/14/11 12:43	1
1,2-Dibromo-3-Chloropropane	2.0	U	2.0	0.67	ug/L			12/14/11 12:43	1
Ethylene Dibromide	1.0	U	1.0	0.24	ug/L			12/14/11 12:43	1
Dichlorodifluoromethane	1.0	U	1.0	0.31	ug/L			12/14/11 12:43	1
cis-1,2-Dichloroethene	1.0	U	1.0	0.17	ug/L			12/14/11 12:43	1
trans-1,2-Dichloroethene	1.0	U	1.0	0.19	ug/L			12/14/11 12:43	1
Isopropylbenzene	1.0	U	1.0	0.13	ug/L			12/14/11 12:43	1
Methyl acetate	10	U	10	0.38	ug/L			12/14/11 12:43	1
Methyl tert-butyl ether	5.0	U	5.0	0.17	ug/L			12/14/11 12:43	1
1,1,2-Trichloro-1,2,2-trifluoroethane	1.0	U	1.0	0.28	ug/L			12/14/11 12:43	1
1,2,4-Trichlorobenzene	1.0	U	1.0	0.15	ug/L			12/14/11 12:43	1
1,2-Dichlorobenzene	1.0	U	1.0	0.13	ug/L			12/14/11 12:43	1
1,3-Dichlorobenzene	1.0	U	1.0	0.14	ug/L			12/14/11 12:43	1
1,4-Dichlorobenzene	1.0	U	1.0	0.13	ug/L			12/14/11 12:43	1
Trichlorofluoromethane	1.0	U	1.0	0.21	ug/L			12/14/11 12:43	1
Chlorodibromomethane	1.0	U	1.0	0.18	ug/L			12/14/11 12:43	1
Methylcyclohexane	1.0	U	1.0	0.13	ug/L			12/14/11 12:43	1

Surrogate	*MB %Recovery*	*MB Qualifier*	*Limits*	*Prepared*	*Analyzed*	*Dil Fac*
1,2-Dichloroethane-d4 (Surr)	*91*		*63 - 129*		*12/14/11 12:43*	*1*

Method: 8260B - Volatile Organic Compounds (GC/MS) (Continued)

Lab Sample ID: MB 240-26832/5
Matrix: Water
Analysis Batch: 26832

Client Sample ID: Method Blank
Prep Type: Total/NA

Surrogate	MB %Recovery	MB Qualifier	Limits	Prepared	Analyzed	Dil Fac
4-Bromofluorobenzene (Surr)	85		66 - 117		12/14/11 12:43	1
Toluene-d8 (Surr)	94		74 - 115		12/14/11 12:43	1
Dibromofluoromethane (Surr)	94		75 - 121		12/14/11 12:43	1

Lab Sample ID: LCS 240-26832/4
Matrix: Water
Analysis Batch: 26832

Client Sample ID: Lab Control Sample
Prep Type: Total/NA

Analyte	Spike Added	LCS Result	LCS Qualifier	Unit	D	%Rec	%Rec. Limits
Acetone	20.0	18.5		ug/L		93	43 - 136
Benzene	10.0	8.97		ug/L		90	83 - 112
Dichlorobromomethane	10.0	8.79		ug/L		88	72 - 121
Bromoform	10.0	9.18		ug/L		92	40 - 131
Bromomethane	10.0	7.72		ug/L		77	11 - 185
2-Butanone (MEK)	20.0	18.4		ug/L		92	60 - 126
Carbon disulfide	10.0	9.71		ug/L		97	62 - 142
Carbon tetrachloride	10.0	8.39		ug/L		84	66 - 128
Chlorobenzene	10.0	8.92		ug/L		89	85 - 110
Chloroethane	10.0	8.50		ug/L		85	25 - 153
Chloroform	10.0	9.21		ug/L		92	79 - 117
Chloromethane	10.0	7.65		ug/L		77	44 - 126
1,1-Dichloroethane	10.0	8.66		ug/L		87	82 - 115
1,2-Dichloroethane	10.0	8.51		ug/L		85	71 - 127
1,1-Dichloroethene	10.0	9.34		ug/L		93	78 - 131
1,2-Dichloropropane	10.0	8.59		ug/L		86	81 - 115
cis-1,3-Dichloropropene	10.0	8.05		ug/L		81	61 - 115
trans-1,3-Dichloropropene	10.0	8.84		ug/L		88	58 - 117
Ethylbenzene	10.0	8.69		ug/L		87	83 - 112
2-Hexanone	20.0	19.1		ug/L		96	55 - 133
Methylene Chloride	10.0	9.55		ug/L		96	66 - 131
4-Methyl-2-pentanone (MIBK)	20.0	17.9		ug/L		90	63 - 128
Styrene	10.0	9.01		ug/L		90	79 - 114
1,1,2,2-Tetrachloroethane	10.0	8.66		ug/L		87	68 - 118
Tetrachloroethene	10.0	9.32		ug/L		93	79 - 114
Toluene	10.0	9.01		ug/L		90	84 - 111
Trichloroethene	10.0	9.14		ug/L		91	76 - 117
Vinyl chloride	10.0	8.33		ug/L		83	53 - 127
Xylenes, Total	30.0	26.7		ug/L		89	83 - 112
1,1,1-Trichloroethane	10.0	8.48		ug/L		85	74 - 118
1,1,2-Trichloroethane	10.0	9.22		ug/L		92	80 - 112
Cyclohexane	10.0	8.50		ug/L		85	54 - 121
1,2-Dibromo-3-Chloropropane	10.0	8.77		ug/L		88	42 - 136
Ethylene Dibromide	10.0	9.06		ug/L		91	79 - 113
Dichlorodifluoromethane	10.0	4.99		ug/L		50	19 - 129
cis-1,2-Dichloroethene	10.0	8.77		ug/L		88	80 - 113
trans-1,2-Dichloroethene	10.0	9.03		ug/L		90	83 - 117
Isopropylbenzene	10.0	8.62		ug/L		86	75 - 114
Methyl acetate	10.0	8.30	J	ug/L		83	58 - 131
Methyl tert-butyl ether	10.0	9.10		ug/L		91	52 - 144

Method: 8260B - Volatile Organic Compounds (GC/MS) (Continued)

Lab Sample ID: LCS 240-26832/4
Matrix: Water
Analysis Batch: 26832

Client Sample ID: Lab Control Sample
Prep Type: Total/NA

Analyte	Spike Added	LCS Result	LCS Qualifier	Unit	D	%Rec	%Rec. Limits
1,1,2-Trichloro-1,2,2-trifluoroethane	10.0	9.35		ug/L		94	74 - 151
1,2,4-Trichlorobenzene	10.0	7.73		ug/L		77	48 - 135
1,2-Dichlorobenzene	10.0	8.35		ug/L		84	81 - 110
1,3-Dichlorobenzene	10.0	8.67		ug/L		87	80 - 110
1,4-Dichlorobenzene	10.0	8.52		ug/L		85	82 - 110
Trichlorofluoromethane	10.0	7.87		ug/L		79	49 - 157
Chlorodibromomethane	10.0	8.96		ug/L		90	64 - 119
Methylcyclohexane	10.0	8.42		ug/L		84	56 - 127
m-Xylene & p-Xylene	20.0	17.8		ug/L		89	83 - 113
o-Xylene	10.0	8.89		ug/L		89	83 - 113

Surrogate	*LCS %Recovery*	*LCS Qualifier*	*Limits*
1,2-Dichloroethane-d4 (Surr)	*87*		*63 - 129*
4-Bromofluorobenzene (Surr)	*89*		*66 - 117*
Toluene-d8 (Surr)	*97*		*74 - 115*
Dibromofluoromethane (Surr)	*92*		*75 - 121*

Lab Sample ID: 240-6646-2 MS
Matrix: Water
Analysis Batch: 26832

Client Sample ID: GW-17324-120611-EM-002
Prep Type: Total/NA

Analyte	Sample Result	Sample Qualifier	Spike Added	MS Result	MS Qualifier	Unit	D	%Rec	%Rec. Limits
Acetone	1.4	J B	20.0	21.5		ug/L		101	33 - 145
Benzene	1.0	U	10.0	9.61		ug/L		96	72 - 121
Dichlorobromomethane	1.0	U	10.0	10.1		ug/L		101	67 - 120
Bromoform	1.0	U	10.0	9.78		ug/L		98	32 - 128
Bromomethane	1.0	U	10.0	8.08		ug/L		81	10 - 186
2-Butanone (MEK)	10	U	20.0	10	U F	ug/L		0	54 - 129
Carbon disulfide	1.0	U	10.0	10.7		ug/L		107	57 - 147
Carbon tetrachloride	1.0	U	10.0	10.3		ug/L		103	59 - 129
Chlorobenzene	1.0	U	10.0	9.42		ug/L		94	80 - 110
Chloroethane	1.0	U	10.0	9.95		ug/L		100	21 - 165
Chloroform	1.0	U	10.0	10.5		ug/L		105	76 - 118
Chloromethane	1.0	U	10.0	8.86		ug/L		89	33 - 132
1,1-Dichloroethane	2.1		10.0	11.9		ug/L		98	79 - 116
1,2-Dichloroethane	1.0	U	10.0	10.0		ug/L		100	68 - 129
1,1-Dichloroethene	1.0	U	10.0	11.1		ug/L		111	74 - 135
1,2-Dichloropropane	1.0	U	10.0	9.60		ug/L		96	78 - 115
cis-1,3-Dichloropropene	1.0	U	10.0	8.05		ug/L		81	51 - 110
trans-1,3-Dichloropropene	1.0	U	10.0	9.08		ug/L		91	46 - 116
Ethylbenzene	1.0	U	10.0	9.45		ug/L		95	75 - 116
2-Hexanone	10	U	20.0	22.1		ug/L		111	47 - 139
Methylene Chloride	1.0	U	10.0	9.34		ug/L		93	63 - 128
4-Methyl-2-pentanone (MIBK)	10	U	20.0	20.9		ug/L		105	56 - 131
Styrene	1.0	U	10.0	9.19		ug/L		92	71 - 117
1,1,2,2-Tetrachloroethane	1.0	U	10.0	9.49		ug/L		95	63 - 122
Tetrachloroethene	1.0	U	10.0	10.3		ug/L		103	70 - 117
Toluene	1.0	U	10.0	9.65		ug/L		97	78 - 114
Trichloroethene	4.8		10.0	14.9		ug/L		101	66 - 120

Method: 8260B - Volatile Organic Compounds (GC/MS) (Continued)

Lab Sample ID: 240-6646-2 MS
Matrix: Water
Analysis Batch: 26832

Client Sample ID: GW-17324-120611-EM-002
Prep Type: Total/NA

Analyte	Sample Result	Sample Qualifier	Spike Added	MS Result	MS Qualifier	Unit	D	%Rec	%Rec. Limits
Vinyl chloride	1.4		10.0	11.7		ug/L		103	49 - 130
Xylenes, Total	2.0	U	30.0	28.3		ug/L		94	76 - 116
1,1,1-Trichloroethane	1.0	U	10.0	9.77		ug/L		98	68 - 121
1,1,2-Trichloroethane	1.0	U	10.0	10.2		ug/L		102	75 - 115
Cyclohexane	1.0	U	10.0	10.4		ug/L		104	49 - 123
1,2-Dibromo-3-Chloropropane	2.0	U	10.0	10.8		ug/L		108	32 - 139
Ethylene Dibromide	1.0	U	10.0	9.57		ug/L		96	74 - 113
Dichlorodifluoromethane	1.0	U	10.0	6.81		ug/L		68	17 - 128
cis-1,2-Dichloroethene	31		10.0	42.3	E	ug/L		111	70 - 120
trans-1,2-Dichloroethene	9.4		10.0	20.3		ug/L		109	80 - 119
Isopropylbenzene	1.0	U	10.0	9.22		ug/L		92	68 - 116
Methyl acetate	10	U	10.0	9.23	J	ug/L		92	47 - 130
Methyl tert-butyl ether	5.0	U	10.0	10.3		ug/L		103	46 - 144
1,1,2-Trichloro-1,2,2-trifluoroethane	1.0	U	10.0	12.6		ug/L		126	70 - 152
1,2,4-Trichlorobenzene	1.0	U	10.0	8.28		ug/L		83	38 - 138
1,2-Dichlorobenzene	1.0	U	10.0	9.59		ug/L		96	75 - 111
1,3-Dichlorobenzene	1.0	U	10.0	9.25		ug/L		93	73 - 110
1,4-Dichlorobenzene	1.0	U	10.0	8.88		ug/L		89	75 - 110
Trichlorofluoromethane	1.0	U	10.0	11.2		ug/L		112	46 - 157
Chlorodibromomethane	1.0	U	10.0	9.92		ug/L		99	56 - 118
Methylcyclohexane	1.0	U	10.0	10.6		ug/L		106	49 - 127
m-Xylene & p-Xylene	2.0		20.0	19.1		ug/L		96	75 - 117
o-Xylene	1.0		10.0	9.18		ug/L		92	76 - 116

Surrogate	*MS %Recovery*	*MS Qualifier*	*Limits*
1,2-Dichloroethane-d4 (Surr)	*108*		*63 - 129*
4-Bromofluorobenzene (Surr)	*106*		*66 - 117*
Toluene-d8 (Surr)	*111*		*74 - 115*
Dibromofluoromethane (Surr)	*110*		*75 - 121*

Lab Sample ID: 240-6646-2 MSD
Matrix: Water
Analysis Batch: 26832

Client Sample ID: GW-17324-120611-EM-002
Prep Type: Total/NA

Analyte	Sample Result	Sample Qualifier	Spike Added	MSD Result	MSD Qualifier	Unit	D	%Rec	%Rec. Limits	RPD	RPD Limit
Acetone	1.4	J B	20.0	18.3		ug/L		85	33 - 145	16	30
Benzene	1.0	U	10.0	8.96		ug/L		90	72 - 121	7	30
Dichlorobromomethane	1.0	U	10.0	9.34		ug/L		93	67 - 120	8	30
Bromoform	1.0	U	10.0	9.29		ug/L		93	32 - 128	5	30
Bromomethane	1.0	U	10.0	7.94		ug/L		79	10 - 186	2	30
2-Butanone (MEK)	10	U	20.0	10	U F	ug/L		0	54 - 129	NC	30
Carbon disulfide	1.0	U	10.0	9.56		ug/L		96	57 - 147	11	30
Carbon tetrachloride	1.0	U	10.0	8.81		ug/L		88	59 - 129	16	30
Chlorobenzene	1.0	U	10.0	9.00		ug/L		90	80 - 110	5	30
Chloroethane	1.0	U	10.0	8.71		ug/L		87	21 - 165	13	30
Chloroform	1.0	U	10.0	9.53		ug/L		95	76 - 118	10	30
Chloromethane	1.0	U	10.0	8.12		ug/L		81	33 - 132	9	30
1,1-Dichloroethane	2.1		10.0	10.9		ug/L		88	79 - 116	9	30
1,2-Dichloroethane	1.0	U	10.0	9.04		ug/L		90	68 - 129	10	30

Method: 8260B - Volatile Organic Compounds (GC/MS) (Continued)

Lab Sample ID: 240-6646-2 MSD
Matrix: Water
Analysis Batch: 26832

Client Sample ID: GW-17324-120611-EM-002
Prep Type: Total/NA

Analyte	Sample Result	Sample Qualifier	Spike Added	MSD Result	MSD Qualifier	Unit	D	%Rec	%Rec. Limits	RPD	RPD Limit
1,1-Dichloroethene	1.0	U	10.0	9.43		ug/L		94	74 - 135	16	30
1,2-Dichloropropane	1.0	U	10.0	8.99		ug/L		90	78 - 115	7	30
cis-1,3-Dichloropropene	1.0	U	10.0	7.35		ug/L		74	51 - 110	9	30
trans-1,3-Dichloropropene	1.0	U	10.0	9.01		ug/L		90	46 - 116	1	30
Ethylbenzene	1.0	U	10.0	8.90		ug/L		89	75 - 116	6	30
2-Hexanone	10	U	20.0	20.8		ug/L		104	47 - 139	6	30
Methylene Chloride	1.0	U	10.0	8.06		ug/L		81	63 - 128	15	30
4-Methyl-2-pentanone (MIBK)	10	U	20.0	18.4		ug/L		92	56 - 131	13	30
Styrene	1.0	U	10.0	8.73		ug/L		87	71 - 117	5	30
1,1,2,2-Tetrachloroethane	1.0	U	10.0	8.32		ug/L		83	63 - 122	13	30
Tetrachloroethene	1.0	U	10.0	9.58		ug/L		96	70 - 117	7	30
Toluene	1.0	U	10.0	9.19		ug/L		92	78 - 114	5	30
Trichloroethene	4.8		10.0	14.1		ug/L		93	66 - 120	6	30
Vinyl chloride	1.4		10.0	10.2		ug/L		88	49 - 130	14	30
Xylenes, Total	2.0	U	30.0	26.3		ug/L		88	76 - 116	7	30
1,1,1-Trichloroethane	1.0	U	10.0	8.87		ug/L		89	68 - 121	10	30
1,1,2-Trichloroethane	1.0	U	10.0	9.77		ug/L		98	75 - 115	4	30
Cyclohexane	1.0	U	10.0	8.47		ug/L		85	49 - 123	20	30
1,2-Dibromo-3-Chloropropane	2.0	U	10.0	8.15		ug/L		82	32 - 139	28	30
Ethylene Dibromide	1.0	U	10.0	9.17		ug/L		92	74 - 113	4	30
Dichlorodifluoromethane	1.0	U	10.0	5.17		ug/L		52	17 - 128	27	30
cis-1,2-Dichloroethene	31		10.0	40.2	E	ug/L		90	70 - 120	5	30
trans-1,2-Dichloroethene	9.4		10.0	18.6		ug/L		92	80 - 119	9	30
Isopropylbenzene	1.0	U	10.0	8.62		ug/L		86	68 - 116	7	30
Methyl acetate	10	U	10.0	8.17	J	ug/L		82	47 - 130	12	30
Methyl tert-butyl ether	5.0	U	10.0	9.19		ug/L		92	46 - 144	11	30
1,1,2-Trichloro-1,2,2-trifluoroethane	1.0	U	10.0	9.76		ug/L		98	70 - 152	25	30
1,2,4-Trichlorobenzene	1.0	U	10.0	7.94		ug/L		79	38 - 138	4	30
1,2-Dichlorobenzene	1.0	U	10.0	8.52		ug/L		85	75 - 111	12	30
1,3-Dichlorobenzene	1.0	U	10.0	8.47		ug/L		85	73 - 110	9	30
1,4-Dichlorobenzene	1.0	U	10.0	8.33		ug/L		83	75 - 110	6	30
Trichlorofluoromethane	1.0	U	10.0	9.44		ug/L		94	46 - 157	17	30
Chlorodibromomethane	1.0	U	10.0	9.49		ug/L		95	56 - 118	4	30
Methylcyclohexane	1.0	U	10.0	8.32		ug/L		83	49 - 127	24	30
m-Xylene & p-Xylene	2.0		20.0	17.4		ug/L		87	75 - 117	9	30
o-Xylene	1.0		10.0	8.90		ug/L		89	76 - 116	3	30

Surrogate	*MSD %Recovery*	*MSD Qualifier*	*Limits*
1,2-Dichloroethane-d4 (Surr)	*96*		*63 - 129*
4-Bromofluorobenzene (Surr)	*98*		*66 - 117*
Toluene-d8 (Surr)	*103*		*74 - 115*
Dibromofluoromethane (Surr)	*96*		*75 - 121*

Lab Sample ID: MB 240-26905/5
Matrix: Water
Analysis Batch: 26905

Client Sample ID: Method Blank
Prep Type: Total/NA

Analyte	MB Result	MB Qualifier	RL	MDL	Unit	D	Prepared	Analyzed	Dil Fac
Acetone	2.27	J	10	1.1	ug/L			12/14/11 23:13	1

Method: 8260B - Volatile Organic Compounds (GC/MS) (Continued)

Lab Sample ID: MB 240-26905/5
Matrix: Water
Analysis Batch: 26905

Client Sample ID: Method Blank
Prep Type: Total/NA

Analyte	MB Result	MB Qualifier	RL	MDL	Unit	D	Prepared	Analyzed	Dil Fac
Benzene	1.0	U	1.0	0.13	ug/L			12/14/11 23:13	1
Dichlorobromomethane	1.0	U	1.0	0.15	ug/L			12/14/11 23:13	1
Bromoform	1.0	U	1.0	0.64	ug/L			12/14/11 23:13	1
Bromomethane	1.0	U	1.0	0.41	ug/L			12/14/11 23:13	1
2-Butanone (MEK)	10	U	10	0.57	ug/L			12/14/11 23:13	1
Carbon disulfide	1.0	U	1.0	0.13	ug/L			12/14/11 23:13	1
Carbon tetrachloride	1.0	U	1.0	0.13	ug/L			12/14/11 23:13	1
Chlorobenzene	1.0	U	1.0	0.15	ug/L			12/14/11 23:13	1
Chloroethane	1.0	U	1.0	0.29	ug/L			12/14/11 23:13	1
Chloroform	1.0	U	1.0	0.16	ug/L			12/14/11 23:13	1
Chloromethane	1.0	U	1.0	0.30	ug/L			12/14/11 23:13	1
1,1-Dichloroethane	1.0	U	1.0	0.15	ug/L			12/14/11 23:13	1
1,2-Dichloroethane	1.0	U	1.0	0.22	ug/L			12/14/11 23:13	1
1,1-Dichloroethene	1.0	U	1.0	0.19	ug/L			12/14/11 23:13	1
1,2-Dichloropropane	1.0	U	1.0	0.18	ug/L			12/14/11 23:13	1
cis-1,3-Dichloropropene	1.0	U	1.0	0.14	ug/L			12/14/11 23:13	1
trans-1,3-Dichloropropene	1.0	U	1.0	0.19	ug/L			12/14/11 23:13	1
Ethylbenzene	1.0	U	1.0	0.17	ug/L			12/14/11 23:13	1
2-Hexanone	10	U	10	0.41	ug/L			12/14/11 23:13	1
Methylene Chloride	1.0	U	1.0	0.33	ug/L			12/14/11 23:13	1
4-Methyl-2-pentanone (MIBK)	10	U	10	0.32	ug/L			12/14/11 23:13	1
Styrene	1.0	U	1.0	0.11	ug/L			12/14/11 23:13	1
1,1,2,2-Tetrachloroethane	1.0	U	1.0	0.18	ug/L			12/14/11 23:13	1
Tetrachloroethene	1.0	U	1.0	0.29	ug/L			12/14/11 23:13	1
Toluene	1.0	U	1.0	0.13	ug/L			12/14/11 23:13	1
Trichloroethene	1.0	U	1.0	0.17	ug/L			12/14/11 23:13	1
Vinyl chloride	1.0	U	1.0	0.22	ug/L			12/14/11 23:13	1
Xylenes, Total	2.0	U	2.0	0.28	ug/L			12/14/11 23:13	1
1,1,1-Trichloroethane	1.0	U	1.0	0.22	ug/L			12/14/11 23:13	1
1,1,2-Trichloroethane	1.0	U	1.0	0.27	ug/L			12/14/11 23:13	1
Cyclohexane	1.0	U	1.0	0.12	ug/L			12/14/11 23:13	1
1,2-Dibromo-3-Chloropropane	2.0	U	2.0	0.67	ug/L			12/14/11 23:13	1
Ethylene Dibromide	1.0	U	1.0	0.24	ug/L			12/14/11 23:13	1
Dichlorodifluoromethane	1.0	U	1.0	0.31	ug/L			12/14/11 23:13	1
cis-1,2-Dichloroethene	1.0	U	1.0	0.17	ug/L			12/14/11 23:13	1
trans-1,2-Dichloroethene	1.0	U	1.0	0.19	ug/L			12/14/11 23:13	1
Isopropylbenzene	1.0	U	1.0	0.13	ug/L			12/14/11 23:13	1
Methyl acetate	10	U	10	0.38	ug/L			12/14/11 23:13	1
Methyl tert-butyl ether	5.0	U	5.0	0.17	ug/L			12/14/11 23:13	1
1,1,2-Trichloro-1,2,2-trifluoroethane	1.0	U	1.0	0.28	ug/L			12/14/11 23:13	1
1,2,4-Trichlorobenzene	1.0	U	1.0	0.15	ug/L			12/14/11 23:13	1
1,2-Dichlorobenzene	1.0	U	1.0	0.13	ug/L			12/14/11 23:13	1
1,3-Dichlorobenzene	1.0	U	1.0	0.14	ug/L			12/14/11 23:13	1
1,4-Dichlorobenzene	1.0	U	1.0	0.13	ug/L			12/14/11 23:13	1
Trichlorofluoromethane	1.0	U	1.0	0.21	ug/L			12/14/11 23:13	1
Chlorodibromomethane	1.0	U	1.0	0.18	ug/L			12/14/11 23:13	1
Methylcyclohexane	1.0	U	1.0	0.13	ug/L			12/14/11 23:13	1

Method: 8260B - Volatile Organic Compounds (GC/MS) (Continued)

Lab Sample ID: MB 240-26905/5
Matrix: Water
Analysis Batch: 26905

Client Sample ID: Method Blank
Prep Type: Total/NA

Surrogate	MB %Recovery	MB Qualifier	Limits	Prepared	Analyzed	Dil Fac
1,2-Dichloroethane-d4 (Surr)	*94*		*63 - 129*		*12/14/11 23:13*	*1*
4-Bromofluorobenzene (Surr)	*81*		*66 - 117*		*12/14/11 23:13*	*1*
Toluene-d8 (Surr)	*96*		*74 - 115*		*12/14/11 23:13*	*1*
Dibromofluoromethane (Surr)	*95*		*75 - 121*		*12/14/11 23:13*	*1*

Lab Sample ID: LCS 240-26905/4
Matrix: Water
Analysis Batch: 26905

Client Sample ID: Lab Control Sample
Prep Type: Total/NA

Analyte	Spike Added	LCS Result	LCS Qualifier	Unit	D	%Rec	%Rec. Limits
Acetone	20.0	20.0		ug/L		100	43 - 136
Benzene	10.0	9.47		ug/L		95	83 - 112
Dichlorobromomethane	10.0	9.46		ug/L		95	72 - 121
Bromoform	10.0	9.38		ug/L		94	40 - 131
Bromomethane	10.0	7.10		ug/L		71	11 - 185
2-Butanone (MEK)	20.0	19.7		ug/L		99	60 - 126
Carbon disulfide	10.0	10.1		ug/L		101	62 - 142
Carbon tetrachloride	10.0	9.20		ug/L		92	66 - 128
Chlorobenzene	10.0	9.71		ug/L		97	85 - 110
Chloroethane	10.0	8.99		ug/L		90	25 - 153
Chloroform	10.0	9.87		ug/L		99	79 - 117
Chloromethane	10.0	8.68		ug/L		87	44 - 126
1,1-Dichloroethane	10.0	9.21		ug/L		92	82 - 115
1,2-Dichloroethane	10.0	9.39		ug/L		94	71 - 127
1,1-Dichloroethene	10.0	9.83		ug/L		98	78 - 131
1,2-Dichloropropane	10.0	9.13		ug/L		91	81 - 115
cis-1,3-Dichloropropene	10.0	8.41		ug/L		84	61 - 115
trans-1,3-Dichloropropene	10.0	9.36		ug/L		94	58 - 117
Ethylbenzene	10.0	9.60		ug/L		96	83 - 112
2-Hexanone	20.0	21.4		ug/L		107	55 - 133
Methylene Chloride	10.0	10.1		ug/L		101	66 - 131
4-Methyl-2-pentanone (MIBK)	20.0	20.4		ug/L		102	63 - 128
Styrene	10.0	9.35		ug/L		94	79 - 114
1,1,2,2-Tetrachloroethane	10.0	8.92		ug/L		89	68 - 118
Tetrachloroethene	10.0	10.3		ug/L		103	79 - 114
Toluene	10.0	9.61		ug/L		96	84 - 111
Trichloroethene	10.0	9.62		ug/L		96	76 - 117
Vinyl chloride	10.0	9.29		ug/L		93	53 - 127
Xylenes, Total	30.0	28.2		ug/L		94	83 - 112
1,1,1-Trichloroethane	10.0	9.28		ug/L		93	74 - 118
1,1,2-Trichloroethane	10.0	10.3		ug/L		103	80 - 112
Cyclohexane	10.0	8.55		ug/L		86	54 - 121
1,2-Dibromo-3-Chloropropane	10.0	10.6		ug/L		106	42 - 136
Ethylene Dibromide	10.0	10.2		ug/L		102	79 - 113
Dichlorodifluoromethane	10.0	5.05		ug/L		51	19 - 129
cis-1,2-Dichloroethene	10.0	8.92		ug/L		89	80 - 113
trans-1,2-Dichloroethene	10.0	9.58		ug/L		96	83 - 117
Isopropylbenzene	10.0	9.30		ug/L		93	75 - 114
Methyl acetate	10.0	9.27	J	ug/L		93	58 - 131

Method: 8260B - Volatile Organic Compounds (GC/MS) (Continued)

Lab Sample ID: LCS 240-26905/4
Matrix: Water
Analysis Batch: 26905

Client Sample ID: Lab Control Sample
Prep Type: Total/NA

Analyte	Spike Added	LCS Result	LCS Qualifier	Unit	D	%Rec	%Rec. Limits
Methyl tert-butyl ether	10.0	9.64		ug/L		96	52 - 144
1,1,2-Trichloro-1,2,2-trifluoroethane	10.0	9.96		ug/L		100	74 - 151
1,2,4-Trichlorobenzene	10.0	8.24		ug/L		82	48 - 135
1,2-Dichlorobenzene	10.0	9.30		ug/L		93	81 - 110
1,3-Dichlorobenzene	10.0	9.36		ug/L		94	80 - 110
1,4-Dichlorobenzene	10.0	9.00		ug/L		90	82 - 110
Trichlorofluoromethane	10.0	8.85		ug/L		89	49 - 157
Chlorodibromomethane	10.0	9.47		ug/L		95	64 - 119
Methylcyclohexane	10.0	8.33		ug/L		83	56 - 127
m-Xylene & p-Xylene	20.0	18.8		ug/L		94	83 - 113
o-Xylene	10.0	9.39		ug/L		94	83 - 113

Surrogate	*LCS %Recovery*	*LCS Qualifier*	*Limits*
1,2-Dichloroethane-d4 (Surr)	*94*		*63 - 129*
4-Bromofluorobenzene (Surr)	*100*		*66 - 117*
Toluene-d8 (Surr)	*104*		*74 - 115*
Dibromofluoromethane (Surr)	*97*		*75 - 121*

Lab Sample ID: MB 240-27022/11
Matrix: Water
Analysis Batch: 27022

Client Sample ID: Method Blank
Prep Type: Total/NA

Analyte	MB Result	MB Qualifier	RL	MDL	Unit	D	Prepared	Analyzed	Dil Fac
Acetone	10	U	10	1.1	ug/L			12/15/11 15:40	1
Benzene	1.0	U	1.0	0.13	ug/L			12/15/11 15:40	1
Dichlorobromomethane	1.0	U	1.0	0.15	ug/L			12/15/11 15:40	1
Bromoform	1.0	U	1.0	0.64	ug/L			12/15/11 15:40	1
Bromomethane	1.0	U	1.0	0.41	ug/L			12/15/11 15:40	1
2-Butanone (MEK)	10	U	10	0.57	ug/L			12/15/11 15:40	1
Carbon disulfide	1.0	U	1.0	0.13	ug/L			12/15/11 15:40	1
Carbon tetrachloride	1.0	U	1.0	0.13	ug/L			12/15/11 15:40	1
Chlorobenzene	1.0	U	1.0	0.15	ug/L			12/15/11 15:40	1
Chloroethane	1.0	U	1.0	0.29	ug/L			12/15/11 15:40	1
Chloroform	1.0	U	1.0	0.16	ug/L			12/15/11 15:40	1
Chloromethane	1.0	U	1.0	0.30	ug/L			12/15/11 15:40	1
1,1-Dichloroethane	1.0	U	1.0	0.15	ug/L			12/15/11 15:40	1
1,2-Dichloroethane	1.0	U	1.0	0.22	ug/L			12/15/11 15:40	1
1,1-Dichloroethene	1.0	U	1.0	0.19	ug/L			12/15/11 15:40	1
1,2-Dichloropropane	1.0	U	1.0	0.18	ug/L			12/15/11 15:40	1
cis-1,3-Dichloropropene	1.0	U	1.0	0.14	ug/L			12/15/11 15:40	1
trans-1,3-Dichloropropene	1.0	U	1.0	0.19	ug/L			12/15/11 15:40	1
Ethylbenzene	1.0	U	1.0	0.17	ug/L			12/15/11 15:40	1
2-Hexanone	10	U	10	0.41	ug/L			12/15/11 15:40	1
Methylene Chloride	1.0	U	1.0	0.33	ug/L			12/15/11 15:40	1
4-Methyl-2-pentanone (MIBK)	10	U	10	0.32	ug/L			12/15/11 15:40	1
Styrene	1.0	U	1.0	0.11	ug/L			12/15/11 15:40	1
1,1,2,2-Tetrachloroethane	1.0	U	1.0	0.18	ug/L			12/15/11 15:40	1
Tetrachloroethene	1.0	U	1.0	0.29	ug/L			12/15/11 15:40	1
Toluene	1.0	U	1.0	0.13	ug/L			12/15/11 15:40	1

Method: 8260B - Volatile Organic Compounds (GC/MS) (Continued)

Lab Sample ID: MB 240-27022/11
Matrix: Water
Analysis Batch: 27022

Client Sample ID: Method Blank
Prep Type: Total/NA

Analyte	MB Result	MB Qualifier	RL	MDL	Unit	D	Prepared	Analyzed	Dil Fac
Trichloroethene	1.0	U	1.0	0.17	ug/L			12/15/11 15:40	1
Vinyl chloride	1.0	U	1.0	0.22	ug/L			12/15/11 15:40	1
Xylenes, Total	2.0	U	2.0	0.28	ug/L			12/15/11 15:40	1
1,1,1-Trichloroethane	1.0	U	1.0	0.22	ug/L			12/15/11 15:40	1
1,1,2-Trichloroethane	1.0	U	1.0	0.27	ug/L			12/15/11 15:40	1
Cyclohexane	1.0	U	1.0	0.12	ug/L			12/15/11 15:40	1
1,2-Dibromo-3-Chloropropane	2.0	U	2.0	0.67	ug/L			12/15/11 15:40	1
Ethylene Dibromide	1.0	U	1.0	0.24	ug/L			12/15/11 15:40	1
Dichlorodifluoromethane	1.0	U	1.0	0.31	ug/L			12/15/11 15:40	1
cis-1,2-Dichloroethene	1.0	U	1.0	0.17	ug/L			12/15/11 15:40	1
trans-1,2-Dichloroethene	1.0	U	1.0	0.19	ug/L			12/15/11 15:40	1
Isopropylbenzene	1.0	U	1.0	0.13	ug/L			12/15/11 15:40	1
Methyl acetate	10	U	10	0.38	ug/L			12/15/11 15:40	1
Methyl tert-butyl ether	5.0	U	5.0	0.17	ug/L			12/15/11 15:40	1
1,1,2-Trichloro-1,2,2-trifluoroethane	1.0	U	1.0	0.28	ug/L			12/15/11 15:40	1
1,2,4-Trichlorobenzene	1.0	U	1.0	0.15	ug/L			12/15/11 15:40	1
1,2-Dichlorobenzene	1.0	U	1.0	0.13	ug/L			12/15/11 15:40	1
1,3-Dichlorobenzene	1.0	U	1.0	0.14	ug/L			12/15/11 15:40	1
1,4-Dichlorobenzene	1.0	U	1.0	0.13	ug/L			12/15/11 15:40	1
Trichlorofluoromethane	1.0	U	1.0	0.21	ug/L			12/15/11 15:40	1
Chlorodibromomethane	1.0	U	1.0	0.18	ug/L			12/15/11 15:40	1
Methylcyclohexane	1.0	U	1.0	0.13	ug/L			12/15/11 15:40	1

Surrogate	*MB %Recovery*	*MB Qualifier*	*Limits*	*Prepared*	*Analyzed*	*Dil Fac*
1,2-Dichloroethane-d4 (Surr)	*103*		*63 - 129*		*12/15/11 15:40*	*1*
4-Bromofluorobenzene (Surr)	*102*		*66 - 117*		*12/15/11 15:40*	*1*
Toluene-d8 (Surr)	*94*		*74 - 115*		*12/15/11 15:40*	*1*
Dibromofluoromethane (Surr)	*110*		*75 - 121*		*12/15/11 15:40*	*1*

Lab Sample ID: LCS 240-27022/12
Matrix: Water
Analysis Batch: 27022

Client Sample ID: Lab Control Sample
Prep Type: Total/NA

Analyte	Spike Added	LCS Result	LCS Qualifier	Unit	D	%Rec	%Rec. Limits
Acetone	20.0	17.1		ug/L		86	43 - 136
Benzene	10.0	10.8		ug/L		108	83 - 112
Dichlorobromomethane	10.0	10.8		ug/L		108	72 - 121
Bromoform	10.0	9.04		ug/L		90	40 - 131
Bromomethane	10.0	8.80		ug/L		88	11 - 185
2-Butanone (MEK)	20.0	19.4		ug/L		97	60 - 126
Carbon disulfide	10.0	9.76		ug/L		98	62 - 142
Carbon tetrachloride	10.0	11.6		ug/L		116	66 - 128
Chlorobenzene	10.0	10.0		ug/L		100	85 - 110
Chloroethane	10.0	9.38		ug/L		94	25 - 153
Chloroform	10.0	10.7		ug/L		107	79 - 117
Chloromethane	10.0	9.22		ug/L		92	44 - 126
1,1-Dichloroethane	10.0	10.6		ug/L		106	82 - 115
1,2-Dichloroethane	10.0	10.5		ug/L		105	71 - 127
1,1-Dichloroethene	10.0	10.5		ug/L		105	78 - 131

Method: 8260B - Volatile Organic Compounds (GC/MS) (Continued)

Lab Sample ID: LCS 240-27022/12
Matrix: Water
Analysis Batch: 27022

Client Sample ID: Lab Control Sample
Prep Type: Total/NA

Analyte	Spike Added	LCS Result	LCS Qualifier	Unit	D	%Rec	%Rec. Limits
1,2-Dichloropropane	10.0	9.80		ug/L		98	81 - 115
cis-1,3-Dichloropropene	10.0	10.3		ug/L		103	61 - 115
trans-1,3-Dichloropropene	10.0	8.57		ug/L		86	58 - 117
Ethylbenzene	10.0	10.4		ug/L		104	83 - 112
2-Hexanone	20.0	20.8		ug/L		104	55 - 133
Methylene Chloride	10.0	10.3		ug/L		103	66 - 131
4-Methyl-2-pentanone (MIBK)	20.0	22.9		ug/L		115	63 - 128
Styrene	10.0	10.1		ug/L		101	79 - 114
1,1,2,2-Tetrachloroethane	10.0	10.5		ug/L		105	68 - 118
Tetrachloroethene	10.0	10.5		ug/L		105	79 - 114
Toluene	10.0	11.0		ug/L		110	84 - 111
Trichloroethene	10.0	10.3		ug/L		103	76 - 117
Vinyl chloride	10.0	9.14		ug/L		91	53 - 127
Xylenes, Total	30.0	31.6		ug/L		105	83 - 112
1,1,1-Trichloroethane	10.0	11.4		ug/L		114	74 - 118
1,1,2-Trichloroethane	10.0	9.99		ug/L		100	80 - 112
Cyclohexane	10.0	11.4		ug/L		114	54 - 121
1,2-Dibromo-3-Chloropropane	10.0	11.3		ug/L		113	42 - 136
Ethylene Dibromide	10.0	10.0		ug/L		100	79 - 113
Dichlorodifluoromethane	10.0	6.40		ug/L		64	19 - 129
cis-1,2-Dichloroethene	10.0	10.6		ug/L		106	80 - 113
trans-1,2-Dichloroethene	10.0	10.6		ug/L		106	83 - 117
Isopropylbenzene	10.0	9.91		ug/L		99	75 - 114
Methyl acetate	10.0	9.61	J	ug/L		96	58 - 131
Methyl tert-butyl ether	10.0	10.3		ug/L		103	52 - 144
1,1,2-Trichloro-1,2,2-trifluoroethane	10.0	10.3		ug/L		103	74 - 151
1,2,4-Trichlorobenzene	10.0	9.36		ug/L		94	48 - 135
1,2-Dichlorobenzene	10.0	9.91		ug/L		99	81 - 110
1,3-Dichlorobenzene	10.0	9.85		ug/L		99	80 - 110
1,4-Dichlorobenzene	10.0	9.80		ug/L		98	82 - 110
Trichlorofluoromethane	10.0	11.0		ug/L		110	49 - 157
Chlorodibromomethane	10.0	9.40		ug/L		94	64 - 119
Methylcyclohexane	10.0	9.92		ug/L		99	56 - 127
m-Xylene & p-Xylene	20.0	21.4		ug/L		107	83 - 113
o-Xylene	10.0	10.2		ug/L		102	83 - 113

Surrogate	*LCS %Recovery*	*LCS Qualifier*	*Limits*
1,2-Dichloroethane-d4 (Surr)	*100*		*63 - 129*
4-Bromofluorobenzene (Surr)	*100*		*66 - 117*
Toluene-d8 (Surr)	*105*		*74 - 115*
Dibromofluoromethane (Surr)	*107*		*75 - 121*

Lab Sample ID: 240-6646-16 MS
Matrix: Water
Analysis Batch: 27022

Client Sample ID: GW-17324-120711-EM-016
Prep Type: Total/NA

Analyte	Sample Result	Sample Qualifier	Spike Added	MS Result	MS Qualifier	Unit	D	%Rec	%Rec. Limits
Acetone	10	U	20.0	17.9		ug/L		90	33 - 145
Benzene	1.0	U	10.0	9.66		ug/L		97	72 - 121

Method: 8260B - Volatile Organic Compounds (GC/MS) (Continued)

Lab Sample ID: 240-6646-16 MS
Matrix: Water
Analysis Batch: 27022

Client Sample ID: GW-17324-120711-EM-016
Prep Type: Total/NA

Analyte	Sample Result	Sample Qualifier	Spike Added	MS Result	MS Qualifier	Unit	D	%Rec	%Rec. Limits
Dichlorobromomethane	1.0	U	10.0	9.58		ug/L		96	67 - 120
Bromoform	1.0	U	10.0	8.08		ug/L		81	32 - 128
Bromomethane	1.0	U	10.0	7.57		ug/L		76	10 - 186
2-Butanone (MEK)	10	U	20.0	18.1		ug/L		91	54 - 129
Carbon disulfide	1.0	U	10.0	10.4		ug/L		104	57 - 147
Carbon tetrachloride	0.53	J	10.0	10.8		ug/L		103	59 - 129
Chlorobenzene	1.0	U	10.0	8.77		ug/L		88	80 - 110
Chloroethane	1.0	U	10.0	8.04		ug/L		80	21 - 165
Chloroform	0.22	J	10.0	10.2		ug/L		100	76 - 118
Chloromethane	1.0	U	10.0	6.80		ug/L		68	33 - 132
1,1-Dichloroethane	1.0	U	10.0	9.96		ug/L		100	79 - 116
1,2-Dichloroethane	1.0	U	10.0	10.1		ug/L		101	68 - 129
1,1-Dichloroethene	1.0	U	10.0	10.3		ug/L		103	74 - 135
1,2-Dichloropropane	1.0	U	10.0	8.88		ug/L		89	78 - 115
cis-1,3-Dichloropropene	1.0	U	10.0	8.45		ug/L		85	51 - 110
trans-1,3-Dichloropropene	1.0	U	10.0	7.61		ug/L		76	46 - 116
Ethylbenzene	1.0	U	10.0	8.70		ug/L		87	75 - 116
2-Hexanone	10	U	20.0	20.2		ug/L		101	47 - 139
Methylene Chloride	1.0	U	10.0	9.83		ug/L		98	63 - 128
4-Methyl-2-pentanone (MIBK)	10	U	20.0	21.3		ug/L		107	56 - 131
Styrene	1.0	U	10.0	9.27		ug/L		93	71 - 117
1,1,2,2-Tetrachloroethane	1.0	U	10.0	9.43		ug/L		94	63 - 122
Tetrachloroethene	0.49	J	10.0	9.11		ug/L		86	70 - 117
Toluene	1.0	U	10.0	7.97		ug/L		80	78 - 114
Trichloroethene	2.2		10.0	11.6		ug/L		94	66 - 120
Vinyl chloride	1.0	U	10.0	7.66		ug/L		77	49 - 130
Xylenes, Total	2.0	U	30.0	24.6		ug/L		82	76 - 116
1,1,1-Trichloroethane	0.45	J	10.0	9.91		ug/L		95	68 - 121
1,1,2-Trichloroethane	1.0	U	10.0	8.74		ug/L		87	75 - 115
Cyclohexane	1.0	U	10.0	9.53		ug/L		95	49 - 123
1,2-Dibromo-3-Chloropropane	2.0	U	10.0	9.81		ug/L		98	32 - 139
Ethylene Dibromide	1.0	U	10.0	8.75		ug/L		88	74 - 113
Dichlorodifluoromethane	1.0	U	10.0	5.68		ug/L		57	17 - 128
cis-1,2-Dichloroethene	1.0	U	10.0	10.1		ug/L		101	70 - 120
trans-1,2-Dichloroethene	1.0	U	10.0	10.5		ug/L		105	80 - 119
Isopropylbenzene	1.0	U	10.0	9.09		ug/L		91	68 - 116
Methyl acetate	10	U	10.0	10.1		ug/L		101	47 - 130
Methyl tert-butyl ether	5.0	U	10.0	10.2		ug/L		102	46 - 144
1,1,2-Trichloro-1,2,2-trifluoroethane	1.0	U	10.0	11.2		ug/L		112	70 - 152
1,2,4-Trichlorobenzene	1.0	U	10.0	7.64		ug/L		76	38 - 138
1,2-Dichlorobenzene	1.0	U	10.0	10.2		ug/L		102	75 - 111
1,3-Dichlorobenzene	1.0	U	10.0	7.90		ug/L		79	73 - 110
1,4-Dichlorobenzene	1.0	U	10.0	9.30		ug/L		93	75 - 110
Trichlorofluoromethane	1.0	U	10.0	9.94		ug/L		99	46 - 157
Chlorodibromomethane	1.0	U	10.0	7.73		ug/L		77	56 - 118
Methylcyclohexane	1.0	U	10.0	9.14		ug/L		91	49 - 127
m-Xylene & p-Xylene	2.0		20.0	15.6		ug/L		78	75 - 117
o-Xylene	1.0		10.0	9.03		ug/L		90	76 - 116

Method: 8260B - Volatile Organic Compounds (GC/MS) (Continued)

Lab Sample ID: 240-6646-16 MS
Matrix: Water
Analysis Batch: 27022

Client Sample ID: GW-17324-120711-EM-016
Prep Type: Total/NA

Surrogate	MS %Recovery	MS Qualifier	Limits
1,2-Dichloroethane-d4 (Surr)	*95*		*63 - 129*
4-Bromofluorobenzene (Surr)	*76*		*66 - 117*
Toluene-d8 (Surr)	*87*		*74 - 115*
Dibromofluoromethane (Surr)	*89*		*75 - 121*

Lab Sample ID: 240-6646-16 MSD
Matrix: Water
Analysis Batch: 27022

Client Sample ID: GW-17324-120711-EM-016
Prep Type: Total/NA

Analyte	Sample Result	Sample Qualifier	Spike Added	MSD Result	MSD Qualifier	Unit	D	%Rec	%Rec. Limits	RPD	RPD Limit
Acetone	10	U	20.0	28.9	F	ug/L		145	33 - 145	47	30
Benzene	1.0	U	10.0	11.1		ug/L		111	72 - 121	14	30
Dichlorobromomethane	1.0	U	10.0	12.5	F	ug/L		125	67 - 120	26	30
Bromoform	1.0	U	10.0	8.61		ug/L		86	32 - 128	6	30
Bromomethane	1.0	U	10.0	10.5	F	ug/L		105	10 - 186	32	30
2-Butanone (MEK)	10	U	20.0	21.7		ug/L		109	54 - 129	18	30
Carbon disulfide	1.0	U	10.0	13.3		ug/L		133	57 - 147	24	30
Carbon tetrachloride	0.53	J	10.0	15.0	F	ug/L		145	59 - 129	33	30
Chlorobenzene	1.0	U	10.0	8.65		ug/L		87	80 - 110	1	30
Chloroethane	1.0	U	10.0	10.9		ug/L		109	21 - 165	30	30
Chloroform	0.22	J	10.0	12.9	F	ug/L		127	76 - 118	23	30
Chloromethane	1.0	U	10.0	10.0	F	ug/L		100	33 - 132	38	30
1,1-Dichloroethane	1.0	U	10.0	12.7	F	ug/L		127	79 - 116	24	30
1,2-Dichloroethane	1.0	U	10.0	12.4		ug/L		124	68 - 129	20	30
1,1-Dichloroethene	1.0	U	10.0	14.8	F	ug/L		148	74 - 135	36	30
1,2-Dichloropropane	1.0	U	10.0	11.6	F	ug/L		116	78 - 115	27	30
cis-1,3-Dichloropropene	1.0	U	10.0	11.4	F	ug/L		114	51 - 110	30	30
trans-1,3-Dichloropropene	1.0	U	10.0	8.07		ug/L		81	46 - 116	6	30
Ethylbenzene	1.0	U	10.0	9.95		ug/L		100	75 - 116	13	30
2-Hexanone	10	U	20.0	21.5		ug/L		108	47 - 139	6	30
Methylene Chloride	1.0	U	10.0	13.0	F	ug/L		130	63 - 128	28	30
4-Methyl-2-pentanone (MIBK)	10	U	20.0	25.9		ug/L		130	56 - 131	19	30
Styrene	1.0	U	10.0	9.89		ug/L		99	71 - 117	6	30
1,1,2,2-Tetrachloroethane	1.0	U	10.0	10.9		ug/L		109	63 - 122	14	30
Tetrachloroethene	0.49	J	10.0	10.2		ug/L		97	70 - 117	11	30
Toluene	1.0	U	10.0	9.14		ug/L		91	78 - 114	14	30
Trichloroethene	2.2		10.0	14.4	F	ug/L		122	66 - 120	22	30
Vinyl chloride	1.0	U	10.0	10.7	F	ug/L		107	49 - 130	33	30
Xylenes, Total	2.0	U	30.0	28.4		ug/L		95	76 - 116	14	30
1,1,1-Trichloroethane	0.45	J	10.0	13.4	F	ug/L		130	68 - 121	30	30
1,1,2-Trichloroethane	1.0	U	10.0	8.51		ug/L		85	75 - 115	3	30
Cyclohexane	1.0	U	10.0	14.4	F	ug/L		144	49 - 123	41	30
1,2-Dibromo-3-Chloropropane	2.0	U	10.0	12.1		ug/L		121	32 - 139	21	30
Ethylene Dibromide	1.0	U	10.0	9.31		ug/L		93	74 - 113	6	30
Dichlorodifluoromethane	1.0	U	10.0	7.88	F	ug/L		79	17 - 128	32	30
cis-1,2-Dichloroethene	1.0	U	10.0	11.7		ug/L		117	70 - 120	15	30
trans-1,2-Dichloroethene	1.0	U	10.0	12.7	F	ug/L		127	80 - 119	19	30
Isopropylbenzene	1.0	U	10.0	8.06		ug/L		81	68 - 116	12	30
Methyl acetate	10	U	10.0	13.3	F	ug/L		133	47 - 130	27	30

Method: 8260B - Volatile Organic Compounds (GC/MS) (Continued)

Lab Sample ID: 240-6646-16 MSD
Matrix: Water
Analysis Batch: 27022

Client Sample ID: GW-17324-120711-EM-016
Prep Type: Total/NA

Analyte	Sample Result	Sample Qualifier	Spike Added	MSD Result	MSD Qualifier	Unit	D	%Rec	%Rec. Limits	RPD	RPD Limit
Methyl tert-butyl ether	5.0	U	10.0	13.2		ug/L		132	46 - 144	26	30
1,1,2-Trichloro-1,2,2-trifluoroethane	1.0	U	10.0	17.2	F	ug/L		172	70 - 152	42	30
1,2,4-Trichlorobenzene	1.0	U	10.0	10.3		ug/L		103	38 - 138	30	30
1,2-Dichlorobenzene	1.0	U	10.0	11.1		ug/L		111	75 - 111	8	30
1,3-Dichlorobenzene	1.0	U	10.0	10.5		ug/L		105	73 - 110	28	30
1,4-Dichlorobenzene	1.0	U	10.0	9.98		ug/L		100	75 - 110	7	30
Trichlorofluoromethane	1.0	U	10.0	15.0	F	ug/L		150	46 - 157	41	30
Chlorodibromomethane	1.0	U	10.0	9.27		ug/L		93	56 - 118	18	30
Methylcyclohexane	1.0	U	10.0	14.1	F	ug/L		141	49 - 127	43	30
m-Xylene & p-Xylene	2.0		20.0	18.5		ug/L		93	75 - 117	17	30
o-Xylene	1.0		10.0	9.87		ug/L		99	76 - 116	9	30

Surrogate	*MSD %Recovery*	*MSD Qualifier*	*Limits*
1,2-Dichloroethane-d4 (Surr)	*123*		*63 - 129*
4-Bromofluorobenzene (Surr)	*96*		*66 - 117*
Toluene-d8 (Surr)	*85*		*74 - 115*
Dibromofluoromethane (Surr)	*133*	*X*	*75 - 121*

Lab Sample ID: MB 240-27185/5
Matrix: Water
Analysis Batch: 27185

Client Sample ID: Method Blank
Prep Type: Total/NA

Analyte	MB Result	MB Qualifier	RL	MDL	Unit	D	Prepared	Analyzed	Dil Fac
Acetone	10	U	10	1.1	ug/L			12/16/11 12:36	1
Benzene	1.0	U	1.0	0.13	ug/L			12/16/11 12:36	1
Dichlorobromomethane	1.0	U	1.0	0.15	ug/L			12/16/11 12:36	1
Bromoform	1.0	U	1.0	0.64	ug/L			12/16/11 12:36	1
Bromomethane	1.0	U	1.0	0.41	ug/L			12/16/11 12:36	1
2-Butanone (MEK)	10	U	10	0.57	ug/L			12/16/11 12:36	1
Carbon disulfide	1.0	U	1.0	0.13	ug/L			12/16/11 12:36	1
Carbon tetrachloride	1.0	U	1.0	0.13	ug/L			12/16/11 12:36	1
Chlorobenzene	1.0	U	1.0	0.15	ug/L			12/16/11 12:36	1
Chloroethane	1.0	U	1.0	0.29	ug/L			12/16/11 12:36	1
Chloroform	1.0	U	1.0	0.16	ug/L			12/16/11 12:36	1
Chloromethane	1.0	U	1.0	0.30	ug/L			12/16/11 12:36	1
1,1-Dichloroethane	1.0	U	1.0	0.15	ug/L			12/16/11 12:36	1
1,2-Dichloroethane	1.0	U	1.0	0.22	ug/L			12/16/11 12:36	1
1,1-Dichloroethene	1.0	U	1.0	0.19	ug/L			12/16/11 12:36	1
1,2-Dichloropropane	1.0	U	1.0	0.18	ug/L			12/16/11 12:36	1
cis-1,3-Dichloropropene	1.0	U	1.0	0.14	ug/L			12/16/11 12:36	1
trans-1,3-Dichloropropene	1.0	U	1.0	0.19	ug/L			12/16/11 12:36	1
Ethylbenzene	1.0	U	1.0	0.17	ug/L			12/16/11 12:36	1
2-Hexanone	10	U	10	0.41	ug/L			12/16/11 12:36	1
Methylene Chloride	1.0	U	1.0	0.33	ug/L			12/16/11 12:36	1
4-Methyl-2-pentanone (MIBK)	10	U	10	0.32	ug/L			12/16/11 12:36	1
Styrene	1.0	U	1.0	0.11	ug/L			12/16/11 12:36	1
1,1,2,2-Tetrachloroethane	1.0	U	1.0	0.18	ug/L			12/16/11 12:36	1
Tetrachloroethene	1.0	U	1.0	0.29	ug/L			12/16/11 12:36	1
Toluene	1.0	U	1.0	0.13	ug/L			12/16/11 12:36	1

Method: 8260B - Volatile Organic Compounds (GC/MS) (Continued)

Lab Sample ID: MB 240-27185/5
Matrix: Water
Analysis Batch: 27185

Client Sample ID: Method Blank
Prep Type: Total/NA

Analyte	MB Result	MB Qualifier	RL	MDL	Unit	D	Prepared	Analyzed	Dil Fac
Trichloroethene	1.0	U	1.0	0.17	ug/L			12/16/11 12:36	1
Vinyl chloride	1.0	U	1.0	0.22	ug/L			12/16/11 12:36	1
Xylenes, Total	2.0	U	2.0	0.28	ug/L			12/16/11 12:36	1
1,1,1-Trichloroethane	1.0	U	1.0	0.22	ug/L			12/16/11 12:36	1
1,1,2-Trichloroethane	1.0	U	1.0	0.27	ug/L			12/16/11 12:36	1
Cyclohexane	1.0	U	1.0	0.12	ug/L			12/16/11 12:36	1
1,2-Dibromo-3-Chloropropane	2.0	U	2.0	0.67	ug/L			12/16/11 12:36	1
Ethylene Dibromide	1.0	U	1.0	0.24	ug/L			12/16/11 12:36	1
Dichlorodifluoromethane	1.0	U	1.0	0.31	ug/L			12/16/11 12:36	1
cis-1,2-Dichloroethene	1.0	U	1.0	0.17	ug/L			12/16/11 12:36	1
trans-1,2-Dichloroethene	1.0	U	1.0	0.19	ug/L			12/16/11 12:36	1
Isopropylbenzene	1.0	U	1.0	0.13	ug/L			12/16/11 12:36	1
Methyl acetate	10	U	10	0.38	ug/L			12/16/11 12:36	1
Methyl tert-butyl ether	5.0	U	5.0	0.17	ug/L			12/16/11 12:36	1
1,1,2-Trichloro-1,2,2-trifluoroethane	1.0	U	1.0	0.28	ug/L			12/16/11 12:36	1
1,2,4-Trichlorobenzene	1.0	U	1.0	0.15	ug/L			12/16/11 12:36	1
1,2-Dichlorobenzene	1.0	U	1.0	0.13	ug/L			12/16/11 12:36	1
1,3-Dichlorobenzene	1.0	U	1.0	0.14	ug/L			12/16/11 12:36	1
1,4-Dichlorobenzene	1.0	U	1.0	0.13	ug/L			12/16/11 12:36	1
Trichlorofluoromethane	1.0	U	1.0	0.21	ug/L			12/16/11 12:36	1
Chlorodibromomethane	1.0	U	1.0	0.18	ug/L			12/16/11 12:36	1
Methylcyclohexane	1.0	U	1.0	0.13	ug/L			12/16/11 12:36	1

Surrogate	*MB %Recovery*	*MB Qualifier*	*Limits*	*Prepared*	*Analyzed*	*Dil Fac*
1,2-Dichloroethane-d4 (Surr)	*94*		*63 - 129*		*12/16/11 12:36*	*1*
4-Bromofluorobenzene (Surr)	*85*		*66 - 117*		*12/16/11 12:36*	*1*
Toluene-d8 (Surr)	*105*		*74 - 115*		*12/16/11 12:36*	*1*
Dibromofluoromethane (Surr)	*101*		*75 - 121*		*12/16/11 12:36*	*1*

Lab Sample ID: LCS 240-27185/4
Matrix: Water
Analysis Batch: 27185

Client Sample ID: Lab Control Sample
Prep Type: Total/NA

Analyte	Spike Added	LCS Result	LCS Qualifier	Unit	D	%Rec	%Rec. Limits
Acetone	20.0	16.5		ug/L		83	43 - 136
Benzene	10.0	10.2		ug/L		102	83 - 112
Dichlorobromomethane	10.0	10.7		ug/L		107	72 - 121
Bromoform	10.0	9.13		ug/L		91	40 - 131
Bromomethane	10.0	7.02		ug/L		70	11 - 185
2-Butanone (MEK)	20.0	19.7		ug/L		99	60 - 126
Carbon disulfide	10.0	7.60		ug/L		76	62 - 142
Carbon tetrachloride	10.0	11.5		ug/L		115	66 - 128
Chlorobenzene	10.0	9.64		ug/L		96	85 - 110
Chloroethane	10.0	7.36		ug/L		74	25 - 153
Chloroform	10.0	10.9		ug/L		109	79 - 117
Chloromethane	10.0	8.31		ug/L		83	44 - 126
1,1-Dichloroethane	10.0	9.02		ug/L		90	82 - 115
1,2-Dichloroethane	10.0	11.3		ug/L		113	71 - 127
1,1-Dichloroethene	10.0	8.02		ug/L		80	78 - 131

Method: 8260B - Volatile Organic Compounds (GC/MS) (Continued)

Lab Sample ID: LCS 240-27185/4
Matrix: Water
Analysis Batch: 27185

Client Sample ID: Lab Control Sample
Prep Type: Total/NA

Analyte	Spike Added	LCS Result	LCS Qualifier	Unit	D	%Rec	%Rec. Limits
1,2-Dichloropropane	10.0	10.0		ug/L		100	81 - 115
cis-1,3-Dichloropropene	10.0	10.3		ug/L		103	61 - 115
trans-1,3-Dichloropropene	10.0	8.89		ug/L		89	58 - 117
Ethylbenzene	10.0	9.86		ug/L		99	83 - 112
2-Hexanone	20.0	19.2		ug/L		96	55 - 133
Methylene Chloride	10.0	8.44		ug/L		84	66 - 131
4-Methyl-2-pentanone (MIBK)	20.0	23.3		ug/L		117	63 - 128
Styrene	10.0	10.1		ug/L		101	79 - 114
1,1,2,2-Tetrachloroethane	10.0	12.3	*	ug/L		123	68 - 118
Tetrachloroethene	10.0	9.96		ug/L		100	79 - 114
Toluene	10.0	9.56		ug/L		96	84 - 111
Trichloroethene	10.0	9.56		ug/L		96	76 - 117
Vinyl chloride	10.0	8.01		ug/L		80	53 - 127
Xylenes, Total	30.0	26.7		ug/L		89	83 - 112
1,1,1-Trichloroethane	10.0	11.2		ug/L		112	74 - 118
1,1,2-Trichloroethane	10.0	9.49		ug/L		95	80 - 112
Cyclohexane	10.0	10.1		ug/L		101	54 - 121
1,2-Dibromo-3-Chloropropane	10.0	11.3		ug/L		113	42 - 136
Ethylene Dibromide	10.0	9.48		ug/L		95	79 - 113
Dichlorodifluoromethane	10.0	5.95		ug/L		60	19 - 129
cis-1,2-Dichloroethene	10.0	9.16		ug/L		92	80 - 113
trans-1,2-Dichloroethene	10.0	8.27		ug/L		83	83 - 117
Isopropylbenzene	10.0	9.61		ug/L		96	75 - 114
Methyl acetate	10.0	8.13	J	ug/L		81	58 - 131
Methyl tert-butyl ether	10.0	9.11		ug/L		91	52 - 144
1,1,2-Trichloro-1,2,2-trifluoroethane	10.0	8.05		ug/L		81	74 - 151
1,2,4-Trichlorobenzene	10.0	11.8		ug/L		118	48 - 135
1,2-Dichlorobenzene	10.0	10.1		ug/L		101	81 - 110
1,3-Dichlorobenzene	10.0	9.60		ug/L		96	80 - 110
1,4-Dichlorobenzene	10.0	9.33		ug/L		93	82 - 110
Trichlorofluoromethane	10.0	9.71		ug/L		97	49 - 157
Chlorodibromomethane	10.0	9.66		ug/L		97	64 - 119
Methylcyclohexane	10.0	9.79		ug/L		98	56 - 127
o-Xylene	10.0	10.3		ug/L		103	83 - 113

Surrogate	*LCS %Recovery*	*LCS Qualifier*	*Limits*
1,2-Dichloroethane-d4 (Surr)	*107*		*63 - 129*
4-Bromofluorobenzene (Surr)	*92*		*66 - 117*
Toluene-d8 (Surr)	*92*		*74 - 115*
Dibromofluoromethane (Surr)	*106*		*75 - 121*

Lab Sample ID: LCS 240-27185/6
Matrix: Water
Analysis Batch: 27185

Client Sample ID: Lab Control Sample
Prep Type: Total/NA

Analyte	Spike Added	LCS Result	LCS Qualifier	Unit	D	%Rec	%Rec. Limits
m-Xylene & p-Xylene	20.0	19.1		ug/L		96	83 - 113

Method: 8260B - Volatile Organic Compounds (GC/MS) (Continued)

Lab Sample ID: LCS 240-27185/6
Matrix: Water
Analysis Batch: 27185

Client Sample ID: Lab Control Sample
Prep Type: Total/NA

Surrogate	LCS %Recovery	LCS Qualifier	Limits
1,2-Dichloroethane-d4 (Surr)	101		63 - 129
4-Bromofluorobenzene (Surr)	75		66 - 117
Toluene-d8 (Surr)	98		74 - 115
Dibromofluoromethane (Surr)	102		75 - 121

Lab Sample ID: MB 240-27269/5
Matrix: Water
Analysis Batch: 27269

Client Sample ID: Method Blank
Prep Type: Total/NA

Analyte	MB Result	MB Qualifier	RL	MDL	Unit	D	Prepared	Analyzed	Dil Fac
Acetone	10	U	10	1.1	ug/L			12/17/11 11:07	1
Benzene	1.0	U	1.0	0.13	ug/L			12/17/11 11:07	1
Dichlorobromomethane	1.0	U	1.0	0.15	ug/L			12/17/11 11:07	1
Bromoform	1.0	U	1.0	0.64	ug/L			12/17/11 11:07	1
Bromomethane	1.0	U	1.0	0.41	ug/L			12/17/11 11:07	1
2-Butanone (MEK)	10	U	10	0.57	ug/L			12/17/11 11:07	1
Carbon disulfide	1.0	U	1.0	0.13	ug/L			12/17/11 11:07	1
Carbon tetrachloride	1.0	U	1.0	0.13	ug/L			12/17/11 11:07	1
Chlorobenzene	1.0	U	1.0	0.15	ug/L			12/17/11 11:07	1
Chloroethane	1.0	U	1.0	0.29	ug/L			12/17/11 11:07	1
Chloroform	1.0	U	1.0	0.16	ug/L			12/17/11 11:07	1
Chloromethane	1.0	U	1.0	0.30	ug/L			12/17/11 11:07	1
1,1-Dichloroethane	1.0	U	1.0	0.15	ug/L			12/17/11 11:07	1
1,2-Dichloroethane	1.0	U	1.0	0.22	ug/L			12/17/11 11:07	1
1,1-Dichloroethene	1.0	U	1.0	0.19	ug/L			12/17/11 11:07	1
1,2-Dichloropropane	1.0	U	1.0	0.18	ug/L			12/17/11 11:07	1
cis-1,3-Dichloropropene	1.0	U	1.0	0.14	ug/L			12/17/11 11:07	1
trans-1,3-Dichloropropene	1.0	U	1.0	0.19	ug/L			12/17/11 11:07	1
Ethylbenzene	1.0	U	1.0	0.17	ug/L			12/17/11 11:07	1
2-Hexanone	10	U	10	0.41	ug/L			12/17/11 11:07	1
Methylene Chloride	0.758	J	1.0	0.33	ug/L			12/17/11 11:07	1
4-Methyl-2-pentanone (MIBK)	10	U	10	0.32	ug/L			12/17/11 11:07	1
Styrene	1.0	U	1.0	0.11	ug/L			12/17/11 11:07	1
1,1,2,2-Tetrachloroethane	1.0	U	1.0	0.18	ug/L			12/17/11 11:07	1
Tetrachloroethene	1.0	U	1.0	0.29	ug/L			12/17/11 11:07	1
Toluene	1.0	U	1.0	0.13	ug/L			12/17/11 11:07	1
Trichloroethene	1.0	U	1.0	0.17	ug/L			12/17/11 11:07	1
Vinyl chloride	1.0	U	1.0	0.22	ug/L			12/17/11 11:07	1
Xylenes, Total	2.0	U	2.0	0.28	ug/L			12/17/11 11:07	1
1,1,1-Trichloroethane	1.0	U	1.0	0.22	ug/L			12/17/11 11:07	1
1,1,2-Trichloroethane	1.0	U	1.0	0.27	ug/L			12/17/11 11:07	1
Cyclohexane	1.0	U	1.0	0.12	ug/L			12/17/11 11:07	1
1,2-Dibromo-3-Chloropropane	2.0	U	2.0	0.67	ug/L			12/17/11 11:07	1
Ethylene Dibromide	1.0	U	1.0	0.24	ug/L			12/17/11 11:07	1
Dichlorodifluoromethane	1.0	U	1.0	0.31	ug/L			12/17/11 11:07	1
cis-1,2-Dichloroethene	1.0	U	1.0	0.17	ug/L			12/17/11 11:07	1
trans-1,2-Dichloroethene	1.0	U	1.0	0.19	ug/L			12/17/11 11:07	1
Isopropylbenzene	1.0	U	1.0	0.13	ug/L			12/17/11 11:07	1
Methyl acetate	10	U	10	0.38	ug/L			12/17/11 11:07	1

Method: 8260B - Volatile Organic Compounds (GC/MS) (Continued)

Lab Sample ID: MB 240-27269/5
Matrix: Water
Analysis Batch: 27269

Client Sample ID: Method Blank
Prep Type: Total/NA

Analyte	MB Result	MB Qualifier	RL	MDL	Unit	D	Prepared	Analyzed	Dil Fac
Methyl tert-butyl ether	5.0	U	5.0	0.17	ug/L			12/17/11 11:07	1
1,1,2-Trichloro-1,2,2-trifluoroethane	1.0	U	1.0	0.28	ug/L			12/17/11 11:07	1
1,2,4-Trichlorobenzene	1.0	U	1.0	0.15	ug/L			12/17/11 11:07	1
1,2-Dichlorobenzene	1.0	U	1.0	0.13	ug/L			12/17/11 11:07	1
1,3-Dichlorobenzene	1.0	U	1.0	0.14	ug/L			12/17/11 11:07	1
1,4-Dichlorobenzene	1.0	U	1.0	0.13	ug/L			12/17/11 11:07	1
Trichlorofluoromethane	1.0	U	1.0	0.21	ug/L			12/17/11 11:07	1
Chlorodibromomethane	1.0	U	1.0	0.18	ug/L			12/17/11 11:07	1
Methylcyclohexane	1.0	U	1.0	0.13	ug/L			12/17/11 11:07	1

Surrogate	*MB %Recovery*	*MB Qualifier*	*Limits*	*Prepared*	*Analyzed*	*Dil Fac*
1,2-Dichloroethane-d4 (Surr)	*103*		*63 - 129*		*12/17/11 11:07*	*1*
4-Bromofluorobenzene (Surr)	*91*		*66 - 117*		*12/17/11 11:07*	*1*
Toluene-d8 (Surr)	*97*		*74 - 115*		*12/17/11 11:07*	*1*
Dibromofluoromethane (Surr)	*104*		*75 - 121*		*12/17/11 11:07*	*1*

Lab Sample ID: LCS 240-27269/4
Matrix: Water
Analysis Batch: 27269

Client Sample ID: Lab Control Sample
Prep Type: Total/NA

Analyte	Spike Added	LCS Result	LCS Qualifier	Unit	D	%Rec	%Rec. Limits
Acetone	20.0	16.9		ug/L		85	43 - 136
Benzene	10.0	10.3		ug/L		103	83 - 112
Dichlorobromomethane	10.0	9.93		ug/L		99	72 - 121
Bromoform	10.0	8.54		ug/L		85	40 - 131
Bromomethane	10.0	11.0		ug/L		110	11 - 185
2-Butanone (MEK)	20.0	18.2		ug/L		91	60 - 126
Carbon disulfide	10.0	9.85		ug/L		99	62 - 142
Carbon tetrachloride	10.0	10.4		ug/L		104	66 - 128
Chlorobenzene	10.0	10.2		ug/L		102	85 - 110
Chloroethane	10.0	9.96		ug/L		100	25 - 153
Chloroform	10.0	10.4		ug/L		104	79 - 117
Chloromethane	10.0	8.78		ug/L		88	44 - 126
1,1-Dichloroethane	10.0	10.1		ug/L		101	82 - 115
1,2-Dichloroethane	10.0	10.5		ug/L		105	71 - 127
1,1-Dichloroethene	10.0	10.9		ug/L		109	78 - 131
1,2-Dichloropropane	10.0	10.4		ug/L		104	81 - 115
cis-1,3-Dichloropropene	10.0	9.22		ug/L		92	61 - 115
trans-1,3-Dichloropropene	10.0	8.87		ug/L		89	58 - 117
Ethylbenzene	10.0	10.1		ug/L		101	83 - 112
2-Hexanone	20.0	19.3		ug/L		97	55 - 133
Methylene Chloride	10.0	11.3		ug/L		113	66 - 131
4-Methyl-2-pentanone (MIBK)	20.0	20.8		ug/L		104	63 - 128
Styrene	10.0	10.3		ug/L		103	79 - 114
1,1,2,2-Tetrachloroethane	10.0	9.04		ug/L		90	68 - 118
Tetrachloroethene	10.0	10.4		ug/L		104	79 - 114
Toluene	10.0	10.1		ug/L		101	84 - 111
Trichloroethene	10.0	10.4		ug/L		104	76 - 117
Vinyl chloride	10.0	9.02		ug/L		90	53 - 127

Method: 8260B - Volatile Organic Compounds (GC/MS) (Continued)

Lab Sample ID: LCS 240-27269/4
Matrix: Water
Analysis Batch: 27269

Client Sample ID: Lab Control Sample
Prep Type: Total/NA

Analyte	Spike Added	LCS Result	LCS Qualifier	Unit	D	%Rec	%Rec. Limits
Xylenes, Total	30.0	30.3		ug/L		101	83 - 112
1,1,1-Trichloroethane	10.0	9.96		ug/L		100	74 - 118
1,1,2-Trichloroethane	10.0	10.2		ug/L		102	80 - 112
Cyclohexane	10.0	9.19		ug/L		92	54 - 121
1,2-Dibromo-3-Chloropropane	10.0	8.96		ug/L		90	42 - 136
Ethylene Dibromide	10.0	9.73		ug/L		97	79 - 113
Dichlorodifluoromethane	10.0	7.14		ug/L		71	19 - 129
cis-1,2-Dichloroethene	10.0	10.2		ug/L		102	80 - 113
trans-1,2-Dichloroethene	10.0	10.4		ug/L		104	83 - 117
Isopropylbenzene	10.0	9.95		ug/L		100	75 - 114
Methyl acetate	10.0	9.61	J	ug/L		96	58 - 131
Methyl tert-butyl ether	10.0	9.54		ug/L		95	52 - 144
1,1,2-Trichloro-1,2,2-trifluoroethane	10.0	12.2		ug/L		122	74 - 151
1,2,4-Trichlorobenzene	10.0	10.4		ug/L		104	48 - 135
1,2-Dichlorobenzene	10.0	9.78		ug/L		98	81 - 110
1,3-Dichlorobenzene	10.0	9.73		ug/L		97	80 - 110
1,4-Dichlorobenzene	10.0	9.53		ug/L		95	82 - 110
Trichlorofluoromethane	10.0	11.8		ug/L		118	49 - 157
Chlorodibromomethane	10.0	9.56		ug/L		96	64 - 119
Methylcyclohexane	10.0	9.56		ug/L		96	56 - 127
m-Xylene & p-Xylene	20.0	20.2		ug/L		101	83 - 113
o-Xylene	10.0	10.1		ug/L		101	83 - 113

Surrogate	*LCS %Recovery*	*LCS Qualifier*	*Limits*
1,2-Dichloroethane-d4 (Surr)	*105*		*63 - 129*
4-Bromofluorobenzene (Surr)	*105*		*66 - 117*
Toluene-d8 (Surr)	*102*		*74 - 115*
Dibromofluoromethane (Surr)	*105*		*75 - 121*

Lab Sample ID: MB 240-27278/5
Matrix: Water
Analysis Batch: 27278

Client Sample ID: Method Blank
Prep Type: Total/NA

Analyte	MB Result	MB Qualifier	RL	MDL	Unit	D	Prepared	Analyzed	Dil Fac
Acetone	10	U	10	1.1	ug/L			12/17/11 22:18	1
Benzene	1.0	U	1.0	0.13	ug/L			12/17/11 22:18	1
Dichlorobromomethane	1.0	U	1.0	0.15	ug/L			12/17/11 22:18	1
Bromoform	1.0	U	1.0	0.64	ug/L			12/17/11 22:18	1
Bromomethane	1.0	U	1.0	0.41	ug/L			12/17/11 22:18	1
2-Butanone (MEK)	10	U	10	0.57	ug/L			12/17/11 22:18	1
Carbon disulfide	1.0	U	1.0	0.13	ug/L			12/17/11 22:18	1
Carbon tetrachloride	1.0	U	1.0	0.13	ug/L			12/17/11 22:18	1
Chlorobenzene	1.0	U	1.0	0.15	ug/L			12/17/11 22:18	1
Chloroethane	1.0	U	1.0	0.29	ug/L			12/17/11 22:18	1
Chloroform	1.0	U	1.0	0.16	ug/L			12/17/11 22:18	1
Chloromethane	1.0	U	1.0	0.30	ug/L			12/17/11 22:18	1
1,1-Dichloroethane	1.0	U	1.0	0.15	ug/L			12/17/11 22:18	1
1,2-Dichloroethane	1.0	U	1.0	0.22	ug/L			12/17/11 22:18	1
1,1-Dichloroethene	1.0	U	1.0	0.19	ug/L			12/17/11 22:18	1

Method: 8260B - Volatile Organic Compounds (GC/MS) (Continued)

Lab Sample ID: MB 240-27278/5
Matrix: Water
Analysis Batch: 27278

Client Sample ID: Method Blank
Prep Type: Total/NA

Analyte	MB Result	MB Qualifier	RL	MDL	Unit	D	Prepared	Analyzed	Dil Fac
1,2-Dichloropropane	1.0	U	1.0	0.18	ug/L			12/17/11 22:18	1
cis-1,3-Dichloropropene	1.0	U	1.0	0.14	ug/L			12/17/11 22:18	1
trans-1,3-Dichloropropene	1.0	U	1.0	0.19	ug/L			12/17/11 22:18	1
Ethylbenzene	1.0	U	1.0	0.17	ug/L			12/17/11 22:18	1
2-Hexanone	10	U	10	0.41	ug/L			12/17/11 22:18	1
Methylene Chloride	0.916	J	1.0	0.33	ug/L			12/17/11 22:18	1
4-Methyl-2-pentanone (MIBK)	10	U	10	0.32	ug/L			12/17/11 22:18	1
Styrene	1.0	U	1.0	0.11	ug/L			12/17/11 22:18	1
1,1,2,2-Tetrachloroethane	1.0	U	1.0	0.18	ug/L			12/17/11 22:18	1
Tetrachloroethene	1.0	U	1.0	0.29	ug/L			12/17/11 22:18	1
Toluene	1.0	U	1.0	0.13	ug/L			12/17/11 22:18	1
Trichloroethene	1.0	U	1.0	0.17	ug/L			12/17/11 22:18	1
Vinyl chloride	1.0	U	1.0	0.22	ug/L			12/17/11 22:18	1
Xylenes, Total	2.0	U	2.0	0.28	ug/L			12/17/11 22:18	1
1,1,1-Trichloroethane	1.0	U	1.0	0.22	ug/L			12/17/11 22:18	1
1,1,2-Trichloroethane	1.0	U	1.0	0.27	ug/L			12/17/11 22:18	1
Cyclohexane	1.0	U	1.0	0.12	ug/L			12/17/11 22:18	1
1,2-Dibromo-3-Chloropropane	2.0	U	2.0	0.67	ug/L			12/17/11 22:18	1
Ethylene Dibromide	1.0	U	1.0	0.24	ug/L			12/17/11 22:18	1
Dichlorodifluoromethane	1.0	U	1.0	0.31	ug/L			12/17/11 22:18	1
cis-1,2-Dichloroethene	1.0	U	1.0	0.17	ug/L			12/17/11 22:18	1
trans-1,2-Dichloroethene	1.0	U	1.0	0.19	ug/L			12/17/11 22:18	1
Isopropylbenzene	1.0	U	1.0	0.13	ug/L			12/17/11 22:18	1
Methyl acetate	10	U	10	0.38	ug/L			12/17/11 22:18	1
Methyl tert-butyl ether	5.0	U	5.0	0.17	ug/L			12/17/11 22:18	1
1,1,2-Trichloro-1,2,2-trifluoroethane	1.0	U	1.0	0.28	ug/L			12/17/11 22:18	1
1,2,4-Trichlorobenzene	1.0	U	1.0	0.15	ug/L			12/17/11 22:18	1
1,2-Dichlorobenzene	1.0	U	1.0	0.13	ug/L			12/17/11 22:18	1
1,3-Dichlorobenzene	1.0	U	1.0	0.14	ug/L			12/17/11 22:18	1
1,4-Dichlorobenzene	1.0	U	1.0	0.13	ug/L			12/17/11 22:18	1
Trichlorofluoromethane	1.0	U	1.0	0.21	ug/L			12/17/11 22:18	1
Chlorodibromomethane	1.0	U	1.0	0.18	ug/L			12/17/11 22:18	1
Methylcyclohexane	1.0	U	1.0	0.13	ug/L			12/17/11 22:18	1

Surrogate	*MB %Recovery*	*MB Qualifier*	*Limits*	*Prepared*	*Analyzed*	*Dil Fac*
1,2-Dichloroethane-d4 (Surr)	*105*		*63 - 129*		*12/17/11 22:18*	*1*
4-Bromofluorobenzene (Surr)	*93*		*66 - 117*		*12/17/11 22:18*	*1*
Toluene-d8 (Surr)	*101*		*74 - 115*		*12/17/11 22:18*	*1*
Dibromofluoromethane (Surr)	*106*		*75 - 121*		*12/17/11 22:18*	*1*

Lab Sample ID: LCS 240-27278/4
Matrix: Water
Analysis Batch: 27278

Client Sample ID: Lab Control Sample
Prep Type: Total/NA

Analyte	Spike Added	LCS Result	LCS Qualifier	Unit	D	%Rec	%Rec. Limits
Acetone	20.0	17.2		ug/L		86	43 - 136
Benzene	10.0	9.46		ug/L		95	83 - 112
Dichlorobromomethane	10.0	9.17		ug/L		92	72 - 121
Bromoform	10.0	7.80		ug/L		78	40 - 131

Method: 8260B - Volatile Organic Compounds (GC/MS) (Continued)

Lab Sample ID: LCS 240-27278/4
Matrix: Water
Analysis Batch: 27278

Client Sample ID: Lab Control Sample
Prep Type: Total/NA

Analyte	Spike Added	LCS Result	LCS Qualifier	Unit	D	%Rec	%Rec. Limits
Bromomethane	10.0	8.24		ug/L		82	11 - 185
2-Butanone (MEK)	20.0	19.0		ug/L		95	60 - 126
Carbon disulfide	10.0	8.80		ug/L		88	62 - 142
Carbon tetrachloride	10.0	9.57		ug/L		96	66 - 128
Chlorobenzene	10.0	9.19		ug/L		92	85 - 110
Chloroethane	10.0	8.15		ug/L		82	25 - 153
Chloroform	10.0	9.50		ug/L		95	79 - 117
Chloromethane	10.0	7.89		ug/L		79	44 - 126
1,1-Dichloroethane	10.0	9.14		ug/L		91	82 - 115
1,2-Dichloroethane	10.0	9.76		ug/L		98	71 - 127
1,1-Dichloroethene	10.0	10.0		ug/L		100	78 - 131
1,2-Dichloropropane	10.0	9.50		ug/L		95	81 - 115
cis-1,3-Dichloropropene	10.0	8.10		ug/L		81	61 - 115
trans-1,3-Dichloropropene	10.0	8.15		ug/L		82	58 - 117
Ethylbenzene	10.0	9.01		ug/L		90	83 - 112
2-Hexanone	20.0	19.1		ug/L		96	55 - 133
Methylene Chloride	10.0	10.7		ug/L		107	66 - 131
4-Methyl-2-pentanone (MIBK)	20.0	20.2		ug/L		101	63 - 128
Styrene	10.0	9.19		ug/L		92	79 - 114
1,1,2,2-Tetrachloroethane	10.0	8.79		ug/L		88	68 - 118
Tetrachloroethene	10.0	9.61		ug/L		96	79 - 114
Toluene	10.0	9.28		ug/L		93	84 - 111
Trichloroethene	10.0	9.76		ug/L		98	76 - 117
Vinyl chloride	10.0	7.84		ug/L		78	53 - 127
Xylenes, Total	30.0	27.3		ug/L		91	83 - 112
1,1,1-Trichloroethane	10.0	9.01		ug/L		90	74 - 118
1,1,2-Trichloroethane	10.0	9.83		ug/L		98	80 - 112
Cyclohexane	10.0	8.88		ug/L		89	54 - 121
1,2-Dibromo-3-Chloropropane	10.0	8.50		ug/L		85	42 - 136
Ethylene Dibromide	10.0	9.65		ug/L		97	79 - 113
Dichlorodifluoromethane	10.0	7.29		ug/L		73	19 - 129
cis-1,2-Dichloroethene	10.0	9.46		ug/L		95	80 - 113
trans-1,2-Dichloroethene	10.0	9.51		ug/L		95	83 - 117
Isopropylbenzene	10.0	8.68		ug/L		87	75 - 114
Methyl acetate	10.0	9.52	J	ug/L		95	58 - 131
Methyl tert-butyl ether	10.0	8.99		ug/L		90	52 - 144
1,1,2-Trichloro-1,2,2-trifluoroetha ne	10.0	12.4		ug/L		124	74 - 151
1,2,4-Trichlorobenzene	10.0	8.31		ug/L		83	48 - 135
1,2-Dichlorobenzene	10.0	8.82		ug/L		88	81 - 110
1,3-Dichlorobenzene	10.0	8.67		ug/L		87	80 - 110
1,4-Dichlorobenzene	10.0	8.61		ug/L		86	82 - 110
Trichlorofluoromethane	10.0	10.5		ug/L		105	49 - 157
Chlorodibromomethane	10.0	8.80		ug/L		88	64 - 119
Methylcyclohexane	10.0	9.41		ug/L		94	56 - 127
m-Xylene & p-Xylene	20.0	18.2		ug/L		91	83 - 113
o-Xylene	10.0	9.12		ug/L		91	83 - 113

Method: 8260B - Volatile Organic Compounds (GC/MS) (Continued)

Lab Sample ID: LCS 240-27278/4
Matrix: Water
Analysis Batch: 27278

Client Sample ID: Lab Control Sample
Prep Type: Total/NA

Surrogate	*LCS %Recovery*	*LCS Qualifier*	*Limits*
1,2-Dichloroethane-d4 (Surr)	*105*		*63 - 129*
4-Bromofluorobenzene (Surr)	*103*		*66 - 117*
Toluene-d8 (Surr)	*105*		*74 - 115*
Dibromofluoromethane (Surr)	*102*		*75 - 121*

Lab Sample ID: 240-6646-8 MS
Matrix: Water
Analysis Batch: 27278

Client Sample ID: GW-17324-120611-EM-008
Prep Type: Total/NA

Analyte	Sample Result	Sample Qualifier	Spike Added	MS Result	MS Qualifier	Unit	D	%Rec	%Rec. Limits
Acetone	100	U	200	173		ug/L		87	33 - 145
Benzene	10	U	100	92.6		ug/L		93	72 - 121
Dichlorobromomethane	10	U	100	94.8		ug/L		95	67 - 120
Bromoform	10	U	100	82.3		ug/L		82	32 - 128
Bromomethane	10	U	100	80.4		ug/L		80	10 - 186
2-Butanone (MEK)	100	U	200	180		ug/L		90	54 - 129
Carbon disulfide	10	U	100	89.4		ug/L		89	57 - 147
Carbon tetrachloride	10	U	100	92.1		ug/L		92	59 - 129
Chlorobenzene	10	U	100	90.3		ug/L		90	80 - 110
Chloroethane	10	U	100	83.8		ug/L		84	21 - 165
Chloroform	10	U	100	95.6		ug/L		96	76 - 118
Chloromethane	10	U	100	67.2		ug/L		67	33 - 132
1,1-Dichloroethane	10	U	100	91.9		ug/L		92	79 - 116
1,2-Dichloroethane	10	U	100	98.9		ug/L		99	68 - 129
1,1-Dichloroethene	10	U	100	94.9		ug/L		95	74 - 135
1,2-Dichloropropane	10	U	100	95.4		ug/L		95	78 - 115
cis-1,3-Dichloropropene	10	U	100	71.1		ug/L		71	51 - 110
trans-1,3-Dichloropropene	10	U	100	79.8		ug/L		80	46 - 116
Ethylbenzene	10	U	100	87.0		ug/L		87	75 - 116
2-Hexanone	100	U	200	207		ug/L		104	47 - 139
Methylene Chloride	7.6	J B	100	106		ug/L		98	63 - 128
4-Methyl-2-pentanone (MIBK)	100	U	200	204		ug/L		102	56 - 131
Styrene	10	U	100	90.2		ug/L		90	71 - 117
1,1,2,2-Tetrachloroethane	10	U	100	95.2		ug/L		95	63 - 122
Tetrachloroethene	240		100	305	F	ug/L		69	70 - 117
Toluene	10	U	100	93.3		ug/L		93	78 - 114
Trichloroethene	17		100	105		ug/L		88	66 - 120
Vinyl chloride	10	U	100	71.5		ug/L		72	49 - 130
Xylenes, Total	20	U	300	266		ug/L		89	76 - 116
1,1,1-Trichloroethane	10	U	100	90.1		ug/L		90	68 - 121
1,1,2-Trichloroethane	10	U	100	102		ug/L		102	75 - 115
Cyclohexane	10	U	100	71.9		ug/L		72	49 - 123
1,2-Dibromo-3-Chloropropane	20	U	100	89.8		ug/L		90	32 - 139
Ethylene Dibromide	10	U	100	99.1		ug/L		99	74 - 113
Dichlorodifluoromethane	10	U	100	45.4		ug/L		45	17 - 128
cis-1,2-Dichloroethene	20		100	112		ug/L		92	70 - 120
trans-1,2-Dichloroethene	10	U	100	92.8		ug/L		93	80 - 119
Isopropylbenzene	10	U	100	79.6		ug/L		80	68 - 116
Methyl acetate	100	U	100	90.5	J	ug/L		91	47 - 130

Method: 8260B - Volatile Organic Compounds (GC/MS) (Continued)

Lab Sample ID: 240-6646-8 MS
Matrix: Water
Analysis Batch: 27278

Client Sample ID: GW-17324-120611-EM-008
Prep Type: Total/NA

Analyte	Sample Result	Sample Qualifier	Spike Added	MS Result	MS Qualifier	Unit	D	%Rec	%Rec. Limits
Methyl tert-butyl ether	50	U	100	91.1		ug/L		91	46 - 144
1,1,2-Trichloro-1,2,2-trifluoroethane	10	U	100	100		ug/L		100	70 - 152
1,2,4-Trichlorobenzene	10	U	100	67.0		ug/L		67	38 - 138
1,2-Dichlorobenzene	10	U	100	84.3		ug/L		84	75 - 111
1,3-Dichlorobenzene	10	U	100	81.1		ug/L		81	73 - 110
1,4-Dichlorobenzene	10	U	100	82.6		ug/L		83	75 - 110
Trichlorofluoromethane	10	U	100	107		ug/L		107	46 - 157
Chlorodibromomethane	10	U	100	97.8		ug/L		98	56 - 118
Methylcyclohexane	10	U	100	74.3		ug/L		74	49 - 127
m-Xylene & p-Xylene	20		200	176		ug/L		88	75 - 117
o-Xylene	10		100	89.5		ug/L		90	76 - 116

Surrogate	*MS %Recovery*	*MS Qualifier*	*Limits*
1,2-Dichloroethane-d4 (Surr)	*105*		*63 - 129*
4-Bromofluorobenzene (Surr)	*104*		*66 - 117*
Toluene-d8 (Surr)	*108*		*74 - 115*
Dibromofluoromethane (Surr)	*104*		*75 - 121*

Lab Sample ID: 240-6646-8 MSD
Matrix: Water
Analysis Batch: 27278

Client Sample ID: GW-17324-120611-EM-008
Prep Type: Total/NA

Analyte	Sample Result	Sample Qualifier	Spike Added	MSD Result	MSD Qualifier	Unit	D	%Rec	%Rec. Limits	RPD	RPD Limit
Acetone	100	U	200	182		ug/L		91	33 - 145	5	30
Benzene	10	U	100	92.7		ug/L		93	72 - 121	0	30
Dichlorobromomethane	10	U	100	96.2		ug/L		96	67 - 120	1	30
Bromoform	10	U	100	85.7		ug/L		86	32 - 128	4	30
Bromomethane	10	U	100	92.5		ug/L		93	10 - 186	14	30
2-Butanone (MEK)	100	U	200	187		ug/L		94	54 - 129	4	30
Carbon disulfide	10	U	100	86.7		ug/L		87	57 - 147	3	30
Carbon tetrachloride	10	U	100	91.2		ug/L		91	59 - 129	1	30
Chlorobenzene	10	U	100	88.2		ug/L		88	80 - 110	2	30
Chloroethane	10	U	100	86.0		ug/L		86	21 - 165	3	30
Chloroform	10	U	100	95.2		ug/L		95	76 - 118	0	30
Chloromethane	10	U	100	69.2		ug/L		69	33 - 132	3	30
1,1-Dichloroethane	10	U	100	92.3		ug/L		92	79 - 116	0	30
1,2-Dichloroethane	10	U	100	99.2		ug/L		99	68 - 129	0	30
1,1-Dichloroethene	10	U	100	90.6		ug/L		91	74 - 135	5	30
1,2-Dichloropropane	10	U	100	96.7		ug/L		97	78 - 115	1	30
cis-1,3-Dichloropropene	10	U	100	75.9		ug/L		76	51 - 110	7	30
trans-1,3-Dichloropropene	10	U	100	80.9		ug/L		81	46 - 116	1	30
Ethylbenzene	10	U	100	85.7		ug/L		86	75 - 116	2	30
2-Hexanone	100	U	200	209		ug/L		105	47 - 139	1	30
Methylene Chloride	7.6	J B	100	104		ug/L		96	63 - 128	2	30
4-Methyl-2-pentanone (MIBK)	100	U	200	212		ug/L		106	56 - 131	4	30
Styrene	10	U	100	90.3		ug/L		90	71 - 117	0	30
1,1,2,2-Tetrachloroethane	10	U	100	94.3		ug/L		94	63 - 122	1	30
Tetrachloroethene	240		100	288	F	ug/L		52	70 - 117	6	30
Toluene	10	U	100	90.1		ug/L		90	78 - 114	3	30

Method: 8260B - Volatile Organic Compounds (GC/MS) (Continued)

Lab Sample ID: 240-6646-8 MSD
Matrix: Water
Analysis Batch: 27278

Client Sample ID: GW-17324-120611-EM-008
Prep Type: Total/NA

Analyte	Sample Result	Sample Qualifier	Spike Added	MSD Result	MSD Qualifier	Unit	D	%Rec	%Rec. Limits	RPD	RPD Limit
Trichloroethene	17		100	106		ug/L		89	66 - 120	1	30
Vinyl chloride	10	U	100	72.1		ug/L		72	49 - 130	1	30
Xylenes, Total	20	U	300	260		ug/L		87	76 - 116	2	30
1,1,1-Trichloroethane	10	U	100	88.7		ug/L		89	68 - 121	2	30
1,1,2-Trichloroethane	10	U	100	100		ug/L		100	75 - 115	2	30
Cyclohexane	10	U	100	72.4		ug/L		72	49 - 123	1	30
1,2-Dibromo-3-Chloropropane	20	U	100	109		ug/L		109	32 - 139	19	30
Ethylene Dibromide	10	U	100	98.8		ug/L		99	74 - 113	0	30
Dichlorodifluoromethane	10	U	100	42.1		ug/L		42	17 - 128	8	30
cis-1,2-Dichloroethene	20		100	112		ug/L		92	70 - 120	0	30
trans-1,2-Dichloroethene	10	U	100	93.7		ug/L		94	80 - 119	1	30
Isopropylbenzene	10	U	100	80.7		ug/L		81	68 - 116	1	30
Methyl acetate	100	U	100	97.9	J	ug/L		98	47 - 130	8	30
Methyl tert-butyl ether	50	U	100	91.2		ug/L		91	46 - 144	0	30
1,1,2-Trichloro-1,2,2-trifluoroethane	10	U	100	98.1		ug/L		98	70 - 152	2	30
1,2,4-Trichlorobenzene	10	U	100	88.5		ug/L		89	38 - 138	28	30
1,2-Dichlorobenzene	10	U	100	88.3		ug/L		88	75 - 111	5	30
1,3-Dichlorobenzene	10	U	100	84.0		ug/L		84	73 - 110	4	30
1,4-Dichlorobenzene	10	U	100	83.9		ug/L		84	75 - 110	2	30
Trichlorofluoromethane	10	U	100	102		ug/L		102	46 - 157	5	30
Chlorodibromomethane	10	U	100	95.7		ug/L		96	56 - 118	2	30
Methylcyclohexane	10	U	100	73.8		ug/L		74	49 - 127	1	30
m-Xylene & p-Xylene	20		200	172		ug/L		86	75 - 117	2	30
o-Xylene	10		100	87.9		ug/L		88	76 - 116	2	30

Surrogate	*MSD %Recovery*	*MSD Qualifier*	*Limits*
1,2-Dichloroethane-d4 (Surr)	*105*		*63 - 129*
4-Bromofluorobenzene (Surr)	*102*		*66 - 117*
Toluene-d8 (Surr)	*103*		*74 - 115*
Dibromofluoromethane (Surr)	*103*		*75 - 121*

Method: 8270C - Semivolatile Organic Compounds (GC/MS)

Lab Sample ID: MB 240-26777/1-A
Matrix: Water
Analysis Batch: 27380

Client Sample ID: Method Blank
Prep Type: Total/NA
Prep Batch: 26777

Analyte	MB Result	MB Qualifier	RL	MDL	Unit	D	Prepared	Analyzed	Dil Fac
1,1'-Biphenyl	1.0	U	1.0	0.80	ug/L		12/14/11 08:14	12/19/11 13:17	1
2,2'-oxybis[1-chloropropane]	1.0	U	1.0	0.40	ug/L		12/14/11 08:14	12/19/11 13:17	1
2,4,5-Trichlorophenol	5.0	U	5.0	0.30	ug/L		12/14/11 08:14	12/19/11 13:17	1
2,4,6-Trichlorophenol	5.0	U	5.0	0.80	ug/L		12/14/11 08:14	12/19/11 13:17	1
2,4-Dichlorophenol	2.0	U	2.0	0.80	ug/L		12/14/11 08:14	12/19/11 13:17	1
2,4-Dimethylphenol	2.0	U	2.0	0.80	ug/L		12/14/11 08:14	12/19/11 13:17	1
2,4-Dinitrophenol	5.0	U	5.0	2.4	ug/L		12/14/11 08:14	12/19/11 13:17	1
2,4-Dinitrotoluene	5.0	U	5.0	0.27	ug/L		12/14/11 08:14	12/19/11 13:17	1
2,6-Dinitrotoluene	5.0	U	5.0	0.80	ug/L		12/14/11 08:14	12/19/11 13:17	1
2-Chloronaphthalene	1.0	U	1.0	0.10	ug/L		12/14/11 08:14	12/19/11 13:17	1

Method: 8270C - Semivolatile Organic Compounds (GC/MS) (Continued)

Lab Sample ID: MB 240-26777/1-A
Matrix: Water
Analysis Batch: 27380

Client Sample ID: Method Blank
Prep Type: Total/NA
Prep Batch: 26777

Analyte	MB Result	MB Qualifier	RL	MDL	Unit	D	Prepared	Analyzed	Dil Fac
2-Chlorophenol	1.0	U	1.0	0.29	ug/L		12/14/11 08:14	12/19/11 13:17	1
2-Methylnaphthalene	0.20	U	0.20	0.10	ug/L		12/14/11 08:14	12/19/11 13:17	1
2-Methylphenol	1.0	U	1.0	0.80	ug/L		12/14/11 08:14	12/19/11 13:17	1
2-Nitroaniline	2.0	U	2.0	0.80	ug/L		12/14/11 08:14	12/19/11 13:17	1
2-Nitrophenol	2.0	U	2.0	0.28	ug/L		12/14/11 08:14	12/19/11 13:17	1
3,3'-Dichlorobenzidine	5.0	U	5.0	0.37	ug/L		12/14/11 08:14	12/19/11 13:17	1
3-Nitroaniline	2.0	U	2.0	0.28	ug/L		12/14/11 08:14	12/19/11 13:17	1
4,6-Dinitro-2-methylphenol	5.0	U	5.0	2.4	ug/L		12/14/11 08:14	12/19/11 13:17	1
4-Bromophenyl phenyl ether	2.0	U	2.0	0.80	ug/L		12/14/11 08:14	12/19/11 13:17	1
4-Chloro-3-methylphenol	2.0	U	2.0	0.80	ug/L		12/14/11 08:14	12/19/11 13:17	1
4-Chloroaniline	2.0	U	2.0	0.80	ug/L		12/14/11 08:14	12/19/11 13:17	1
4-Chlorophenyl phenyl ether	2.0	U	2.0	0.30	ug/L		12/14/11 08:14	12/19/11 13:17	1
4-Nitroaniline	2.0	U	2.0	0.80	ug/L		12/14/11 08:14	12/19/11 13:17	1
4-Nitrophenol	5.0	U	5.0	2.4	ug/L		12/14/11 08:14	12/19/11 13:17	1
Acenaphthene	0.20	U	0.20	0.10	ug/L		12/14/11 08:14	12/19/11 13:17	1
Acenaphthylene	0.20	U	0.20	0.10	ug/L		12/14/11 08:14	12/19/11 13:17	1
Acetophenone	1.0	U	1.0	0.34	ug/L		12/14/11 08:14	12/19/11 13:17	1
Anthracene	0.20	U	0.20	0.10	ug/L		12/14/11 08:14	12/19/11 13:17	1
Atrazine	1.0	U	1.0	0.34	ug/L		12/14/11 08:14	12/19/11 13:17	1
Benzaldehyde	1.0	U	1.0	0.39	ug/L		12/14/11 08:14	12/19/11 13:17	1
Benzo[a]anthracene	0.20	U	0.20	0.10	ug/L		12/14/11 08:14	12/19/11 13:17	1
Benzo[a]pyrene	0.20	U	0.20	0.10	ug/L		12/14/11 08:14	12/19/11 13:17	1
Benzo[b]fluoranthene	0.20	U	0.20	0.10	ug/L		12/14/11 08:14	12/19/11 13:17	1
Benzo[g,h,i]perylene	0.20	U	0.20	0.10	ug/L		12/14/11 08:14	12/19/11 13:17	1
Benzo[k]fluoranthene	0.20	U	0.20	0.10	ug/L		12/14/11 08:14	12/19/11 13:17	1
Bis(2-chloroethoxy)methane	1.0	U	1.0	0.32	ug/L		12/14/11 08:14	12/19/11 13:17	1
Bis(2-chloroethyl)ether	1.0	U	1.0	0.10	ug/L		12/14/11 08:14	12/19/11 13:17	1
Bis(2-ethylhexyl) phthalate	1.31	J	2.0	0.80	ug/L		12/14/11 08:14	12/19/11 13:17	1
Butyl benzyl phthalate	1.0	U	1.0	0.80	ug/L		12/14/11 08:14	12/19/11 13:17	1
Caprolactam	5.0	U	5.0	0.80	ug/L		12/14/11 08:14	12/19/11 13:17	1
Carbazole	1.0	U	1.0	0.28	ug/L		12/14/11 08:14	12/19/11 13:17	1
Chrysene	0.20	U	0.20	0.10	ug/L		12/14/11 08:14	12/19/11 13:17	1
Dibenz(a,h)anthracene	0.20	U	0.20	0.10	ug/L		12/14/11 08:14	12/19/11 13:17	1
Dibenzofuran	1.0	U	1.0	0.10	ug/L		12/14/11 08:14	12/19/11 13:17	1
Diethyl phthalate	1.0	U	1.0	0.60	ug/L		12/14/11 08:14	12/19/11 13:17	1
Dimethyl phthalate	1.0	U	1.0	0.29	ug/L		12/14/11 08:14	12/19/11 13:17	1
Di-n-butyl phthalate	1.0	U	1.0	0.67	ug/L		12/14/11 08:14	12/19/11 13:17	1
Di-n-octyl phthalate	1.0	U	1.0	0.80	ug/L		12/14/11 08:14	12/19/11 13:17	1
Fluoranthene	0.20	U	0.20	0.10	ug/L		12/14/11 08:14	12/19/11 13:17	1
Fluorene	0.20	U	0.20	0.10	ug/L		12/14/11 08:14	12/19/11 13:17	1
Hexachlorobenzene	0.20	U	0.20	0.10	ug/L		12/14/11 08:14	12/19/11 13:17	1
Hexachlorobutadiene	1.0	U	1.0	0.27	ug/L		12/14/11 08:14	12/19/11 13:17	1
Hexachlorocyclopentadiene	10	U	10	0.80	ug/L		12/14/11 08:14	12/19/11 13:17	1
Hexachloroethane	1.0	U	1.0	0.80	ug/L		12/14/11 08:14	12/19/11 13:17	1
Indeno[1,2,3-cd]pyrene	0.20	U	0.20	0.10	ug/L		12/14/11 08:14	12/19/11 13:17	1
Isophorone	1.0	U	1.0	0.27	ug/L		12/14/11 08:14	12/19/11 13:17	1
Naphthalene	0.20	U	0.20	0.10	ug/L		12/14/11 08:14	12/19/11 13:17	1
Nitrobenzene	1.0	U	1.0	0.040	ug/L		12/14/11 08:14	12/19/11 13:17	1
N-Nitrosodi-n-propylamine	1.0	U	1.0	0.80	ug/L		12/14/11 08:14	12/19/11 13:17	1
N-Nitrosodiphenylamine	1.0	U	1.0	0.31	ug/L		12/14/11 08:14	12/19/11 13:17	1

Method: 8270C - Semivolatile Organic Compounds (GC/MS) (Continued)

Lab Sample ID: MB 240-26777/1-A
Matrix: Water
Analysis Batch: 27380

Client Sample ID: Method Blank
Prep Type: Total/NA
Prep Batch: 26777

Analyte	MB Result	MB Qualifier	RL	MDL	Unit	D	Prepared	Analyzed	Dil Fac
Pentachlorophenol	5.0	U	5.0	2.4	ug/L		12/14/11 08:14	12/19/11 13:17	1
Phenol	1.0	U	1.0	0.60	ug/L		12/14/11 08:14	12/19/11 13:17	1
Phenanthrene	0.20	U	0.20	0.10	ug/L		12/14/11 08:14	12/19/11 13:17	1
Pyrene	0.20	U	0.20	0.10	ug/L		12/14/11 08:14	12/19/11 13:17	1
3 & 4 Methylphenol	2.0	U	2.0	0.75	ug/L		12/14/11 08:14	12/19/11 13:17	1

Surrogate	*MB %Recovery*	*MB Qualifier*	*Limits*	*Prepared*	*Analyzed*	*Dil Fac*
2-Fluorobiphenyl (Surr)	*79*		*28 - 110*	*12/14/11 08:14*	*12/19/11 13:17*	*1*
2-Fluorophenol (Surr)	*83*		*10 - 110*	*12/14/11 08:14*	*12/19/11 13:17*	*1*
2,4,6-Tribromophenol (Surr)	*73*		*22 - 120*	*12/14/11 08:14*	*12/19/11 13:17*	*1*
Nitrobenzene-d5 (Surr)	*88*		*27 - 111*	*12/14/11 08:14*	*12/19/11 13:17*	*1*
Phenol-d5 (Surr)	*88*		*10 - 110*	*12/14/11 08:14*	*12/19/11 13:17*	*1*
Terphenyl-d14 (Surr)	*101*		*37 - 119*	*12/14/11 08:14*	*12/19/11 13:17*	*1*

Lab Sample ID: LCS 240-26777/2-A
Matrix: Water
Analysis Batch: 27380

Client Sample ID: Lab Control Sample
Prep Type: Total/NA
Prep Batch: 26777

Analyte	Spike Added	LCS Result	LCS Qualifier	Unit	D	%Rec	%Rec. Limits
1,1'-Biphenyl	20.0	18.2		ug/L		91	50 - 130
2,2'-oxybis[1-chloropropane]	20.0	16.5		ug/L		83	25 - 128
2,4,5-Trichlorophenol	20.0	18.7		ug/L		94	39 - 110
2,4,6-Trichlorophenol	20.0	18.1		ug/L		91	35 - 110
2,4-Dichlorophenol	20.0	18.9		ug/L		95	33 - 110
2,4-Dimethylphenol	20.0	15.5		ug/L		78	12 - 110
2,4-Dinitrophenol	20.0	13.6		ug/L		68	17 - 112
2,4-Dinitrotoluene	20.0	19.5		ug/L		98	52 - 123
2,6-Dinitrotoluene	20.0	19.6		ug/L		98	52 - 119
2-Chloronaphthalene	20.0	17.9		ug/L		90	39 - 110
2-Chlorophenol	20.0	18.1		ug/L		91	27 - 110
2-Methylnaphthalene	20.0	18.9		ug/L		94	35 - 110
2-Methylphenol	20.0	18.2		ug/L		91	30 - 110
2-Nitroaniline	20.0	18.2		ug/L		91	43 - 130
2-Nitrophenol	20.0	20.6		ug/L		103	29 - 110
3,3'-Dichlorobenzidine	20.0	11.0		ug/L		55	19 - 110
3-Nitroaniline	20.0	17.1		ug/L		86	45 - 116
4,6-Dinitro-2-methylphenol	20.0	17.1		ug/L		86	28 - 112
4-Bromophenyl phenyl ether	20.0	18.2		ug/L		91	51 - 114
4-Chloro-3-methylphenol	20.0	20.0		ug/L		100	39 - 110
4-Chloroaniline	20.0	16.6		ug/L		83	10 - 110
4-Chlorophenyl phenyl ether	20.0	18.7		ug/L		94	50 - 115
4-Nitroaniline	20.0	18.0		ug/L		90	45 - 120
4-Nitrophenol	20.0	18.0		ug/L		90	12 - 130
Acenaphthene	20.0	17.9		ug/L		90	40 - 110
Acenaphthylene	20.0	18.3		ug/L		91	43 - 110
Acetophenone	20.0	19.1		ug/L		95	50 - 130
Anthracene	20.0	18.6		ug/L		93	54 - 114
Atrazine	20.0	22.8		ug/L		114	50 - 130
Benzaldehyde	20.0	19.8		ug/L		99	10 - 130

Method: 8270C - Semivolatile Organic Compounds (GC/MS) (Continued)

Lab Sample ID: LCS 240-26777/2-A
Matrix: Water
Analysis Batch: 27380

Client Sample ID: Lab Control Sample
Prep Type: Total/NA
Prep Batch: 26777

Analyte	Spike Added	LCS Result	LCS Qualifier	Unit	D	%Rec	%Rec. Limits
Benzo[a]anthracene	20.0	18.1		ug/L		90	55 - 115
Benzo[a]pyrene	20.0	15.6		ug/L		78	43 - 116
Benzo[b]fluoranthene	20.0	18.1		ug/L		91	43 - 122
Benzo[g,h,i]perylene	20.0	17.8		ug/L		89	45 - 120
Benzo[k]fluoranthene	20.0	17.2		ug/L		86	43 - 124
Bis(2-chloroethoxy)methane	20.0	18.7		ug/L		94	39 - 110
Bis(2-chloroethyl)ether	20.0	17.2		ug/L		86	34 - 113
Bis(2-ethylhexyl) phthalate	20.0	12.8		ug/L		64	36 - 163
Butyl benzyl phthalate	20.0	19.7		ug/L		99	53 - 126
Caprolactam	20.0	18.1		ug/L		91	50 - 130
Carbazole	20.0	18.2		ug/L		91	53 - 120
Chrysene	20.0	18.8		ug/L		94	55 - 115
Dibenz(a,h)anthracene	20.0	15.2		ug/L		76	46 - 122
Dibenzofuran	20.0	17.7		ug/L		88	46 - 111
Diethyl phthalate	20.0	19.2		ug/L		96	33 - 134
Dimethyl phthalate	20.0	18.7		ug/L		94	15 - 143
Di-n-butyl phthalate	20.0	20.2		ug/L		101	55 - 122
Di-n-octyl phthalate	20.0	12.4		ug/L		62	44 - 128
Fluoranthene	20.0	19.1		ug/L		96	54 - 122
Fluorene	20.0	18.4		ug/L		92	47 - 112
Hexachlorobenzene	20.0	17.1		ug/L		85	51 - 112
Hexachlorobutadiene	20.0	17.6		ug/L		88	13 - 110
Hexachlorocyclopentadiene	20.0	9.36	J	ug/L		47	10 - 110
Hexachloroethane	20.0	17.3		ug/L		87	12 - 110
Indeno[1,2,3-cd]pyrene	20.0	16.5		ug/L		82	46 - 121
Isophorone	20.0	19.4		ug/L		97	44 - 128
Naphthalene	20.0	18.6		ug/L		93	31 - 110
Nitrobenzene	20.0	19.4		ug/L		97	37 - 115
N-Nitrosodi-n-propylamine	20.0	19.1		ug/L		96	37 - 121
N-Nitrosodiphenylamine	20.0	16.7		ug/L		84	53 - 113
Pentachlorophenol	20.0	12.2		ug/L		61	26 - 110
Phenol	20.0	18.5		ug/L		93	14 - 112
Phenanthrene	20.0	18.3		ug/L		91	52 - 114
Pyrene	20.0	19.0		ug/L		95	55 - 120
3 & 4 Methylphenol	40.0	36.6		ug/L		92	32 - 110

Surrogate	*LCS %Recovery*	*LCS Qualifier*	*Limits*
2-Fluorobiphenyl (Surr)	*89*		*28 - 110*
2-Fluorophenol (Surr)	*91*		*10 - 110*
2,4,6-Tribromophenol (Surr)	*92*		*22 - 120*
Nitrobenzene-d5 (Surr)	*97*		*27 - 111*
Phenol-d5 (Surr)	*94*		*10 - 110*
Terphenyl-d14 (Surr)	*104*		*37 - 119*

Method: 8270C - Semivolatile Organic Compounds (GC/MS) (Continued)

Lab Sample ID: 240-6646-16 MS
Matrix: Water
Analysis Batch: 27380

Client Sample ID: GW-17324-120711-EM-016
Prep Type: Total/NA
Prep Batch: 26777

Analyte	Sample Result	Sample Qualifier	Spike Added	MS Result	MS Qualifier	Unit	D	%Rec	%Rec. Limits
1,1'-Biphenyl	0.97	U	19.2	13.9		ug/L		72	50 - 130
2,2'-oxybis[1-chloropropane]	0.97	U	19.2	12.4		ug/L		65	25 - 128
2,4,5-Trichlorophenol	4.9	U	19.2	14.5		ug/L		75	36 - 110
2,4,6-Trichlorophenol	4.9	U	19.2	14.1		ug/L		73	34 - 110
2,4-Dichlorophenol	1.9	U	19.2	14.0		ug/L		73	30 - 110
2,4-Dimethylphenol	1.9	U	19.2	12.9		ug/L		67	11 - 110
2,4-Dinitrophenol	4.9	U	19.2	12.4		ug/L		64	11 - 119
2,4-Dinitrotoluene	4.9	U	19.2	14.9		ug/L		78	46 - 119
2,6-Dinitrotoluene	4.9	U	19.2	15.3		ug/L		80	48 - 115
2-Chloronaphthalene	0.97	U	19.2	13.4		ug/L		70	34 - 110
2-Chlorophenol	0.97	U	19.2	13.6		ug/L		71	26 - 110
2-Methylnaphthalene	0.19	U	19.2	14.3		ug/L		75	35 - 110
2-Methylphenol	0.97	U	19.2	14.1		ug/L		73	26 - 110
2-Nitroaniline	1.9	U	19.2	14.1		ug/L		73	31 - 129
2-Nitrophenol	1.9	U	19.2	14.9		ug/L		77	30 - 110
3,3'-Dichlorobenzidine	4.9	U	19.2	4.8	U F	ug/L		0	10 - 110
3-Nitroaniline	1.9	U	19.2	11.6		ug/L		60	23 - 112
4,6-Dinitro-2-methylphenol	4.9	U	19.2	13.6		ug/L		71	25 - 110
4-Bromophenyl phenyl ether	1.9	U	19.2	13.5		ug/L		70	42 - 113
4-Chloro-3-methylphenol	1.9	U	19.2	15.5		ug/L		81	33 - 110
4-Chloroaniline	1.9	U	19.2	9.87		ug/L		51	10 - 110
4-Chlorophenyl phenyl ether	1.9	U	19.2	14.1		ug/L		73	43 - 113
4-Nitroaniline	1.9	U	19.2	13.1		ug/L		68	26 - 115
4-Nitrophenol	4.9	U	19.2	14.6		ug/L		76	13 - 127
Acenaphthene	0.19	U	19.2	13.8		ug/L		72	36 - 110
Acenaphthylene	0.19	U	19.2	13.9		ug/L		72	39 - 110
Acetophenone	0.97	U	19.2	14.1		ug/L		74	50 - 130
Anthracene	0.19	U	19.2	14.1		ug/L		73	46 - 110
Atrazine	0.97	U	19.2	16.1		ug/L		84	50 - 130
Benzaldehyde	0.97	U	19.2	13.7		ug/L		71	10 - 130
Benzo[a]anthracene	0.19	U	19.2	12.5		ug/L		65	52 - 110
Benzo[a]pyrene	0.19	U	19.2	9.87		ug/L		51	33 - 110
Benzo[b]fluoranthene	0.19	U	19.2	11.5		ug/L		60	33 - 114
Benzo[g,h,i]perylene	0.19	U	19.2	11.5		ug/L		60	34 - 116
Benzo[k]fluoranthene	0.19	U	19.2	12.2		ug/L		63	32 - 121
Bis(2-chloroethoxy)methane	0.97	U	19.2	13.9		ug/L		72	35 - 110
Bis(2-chloroethyl)ether	0.97	U	19.2	13.3		ug/L		69	27 - 110
Bis(2-ethylhexyl) phthalate	1.0	J B	19.2	10.5		ug/L		49	40 - 140
Butyl benzyl phthalate	0.97	U	19.2	14.4		ug/L		75	51 - 121
Caprolactam	4.9	U	19.2	14.4		ug/L		75	50 - 130
Carbazole	0.97	U	19.2	14.1		ug/L		73	49 - 114
Chrysene	0.19	U	19.2	12.9		ug/L		67	52 - 111
Dibenz(a,h)anthracene	0.19	U	19.2	10.5		ug/L		55	35 - 118
Dibenzofuran	0.97	U	19.2	13.6		ug/L		71	41 - 110
Diethyl phthalate	0.97	U	19.2	14.7		ug/L		77	33 - 130
Dimethyl phthalate	0.97	U	19.2	14.3		ug/L		74	36 - 124
Di-n-butyl phthalate	0.97	U	19.2	14.9		ug/L		78	50 - 117
Di-n-octyl phthalate	0.97	U	19.2	10.4		ug/L		54	36 - 124
Fluoranthene	0.19	U	19.2	14.3		ug/L		75	53 - 111

Method: 8270C - Semivolatile Organic Compounds (GC/MS) (Continued)

Lab Sample ID: 240-6646-16 MS
Matrix: Water
Analysis Batch: 27380

Client Sample ID: GW-17324-120711-EM-016
Prep Type: Total/NA
Prep Batch: 26777

Analyte	Sample Result	Sample Qualifier	Spike Added	MS Result	MS Qualifier	Unit	D	%Rec	%Rec. Limits
Fluorene	0.19	U	19.2	13.9		ug/L		72	43 - 110
Hexachlorobenzene	0.19	U	19.2	12.6		ug/L		66	40 - 113
Hexachlorobutadiene	0.97	U	19.2	13.2		ug/L		69	14 - 110
Hexachlorocyclopentadiene	9.7	U	19.2	6.02	J	ug/L		31	10 - 110
Hexachloroethane	0.97	U	19.2	13.3		ug/L		69	10 - 110
Indeno[1,2,3-cd]pyrene	0.19	U	19.2	10.9		ug/L		57	36 - 116
Isophorone	0.97	U	19.2	14.7		ug/L		76	34 - 125
Naphthalene	0.19	U	19.2	14.1		ug/L		73	32 - 110
Nitrobenzene	0.97	U	19.2	14.4		ug/L		75	26 - 118
N-Nitrosodi-n-propylamine	0.97	U	19.2	14.6		ug/L		76	25 - 119
N-Nitrosodiphenylamine	0.97	U	19.2	13.1		ug/L		68	28 - 118
Pentachlorophenol	4.9	U	19.2	13.4		ug/L		70	23 - 110
Phenol	0.97	U	19.2	14.0		ug/L		73	16 - 110
Phenanthrene	0.19	U	19.2	13.9		ug/L		72	47 - 110
Pyrene	0.19	U	19.2	14.3		ug/L		74	54 - 115
3 & 4 Methylphenol	1.9	U	38.5	28.1		ug/L		73	25 - 110

Surrogate	*MS %Recovery*	*MS Qualifier*	*Limits*
2-Fluorobiphenyl (Surr)	*70*		*28 - 110*
2-Fluorophenol (Surr)	*72*		*10 - 110*
2,4,6-Tribromophenol (Surr)	*74*		*22 - 120*
Nitrobenzene-d5 (Surr)	*79*		*27 - 111*
Phenol-d5 (Surr)	*73*		*10 - 110*
Terphenyl-d14 (Surr)	*72*		*37 - 119*

Lab Sample ID: 240-6646-16 MSD
Matrix: Water
Analysis Batch: 27380

Client Sample ID: GW-17324-120711-EM-016
Prep Type: Total/NA
Prep Batch: 26777

Analyte	Sample Result	Sample Qualifier	Spike Added	MSD Result	MSD Qualifier	Unit	D	%Rec	%Rec. Limits	RPD	RPD Limit
1,1'-Biphenyl	0.97	U	19.4	13.2		ug/L		68	50 - 130	5	30
2,2'-oxybis[1-chloropropane]	0.97	U	19.4	12.4		ug/L		64	25 - 128	0	30
2,4,5-Trichlorophenol	4.9	U	19.4	13.5		ug/L		69	36 - 110	7	30
2,4,6-Trichlorophenol	4.9	U	19.4	13.6		ug/L		70	34 - 110	4	30
2,4-Dichlorophenol	1.9	U	19.4	13.8		ug/L		71	30 - 110	1	30
2,4-Dimethylphenol	1.9	U	19.4	12.4		ug/L		64	11 - 110	4	30
2,4-Dinitrophenol	4.9	U	19.4	11.3		ug/L		58	11 - 119	9	30
2,4-Dinitrotoluene	4.9	U	19.4	14.1		ug/L		73	46 - 119	6	30
2,6-Dinitrotoluene	4.9	U	19.4	14.4		ug/L		74	48 - 115	6	30
2-Chloronaphthalene	0.97	U	19.4	13.0		ug/L		67	34 - 110	3	30
2-Chlorophenol	0.97	U	19.4	13.5		ug/L		70	26 - 110	1	30
2-Methylnaphthalene	0.19	U	19.4	13.7		ug/L		70	35 - 110	5	30
2-Methylphenol	0.97	U	19.4	13.7		ug/L		70	26 - 110	3	30
2-Nitroaniline	1.9	U	19.4	13.6		ug/L		70	31 - 129	4	30
2-Nitrophenol	1.9	U	19.4	14.3		ug/L		74	30 - 110	4	30
3,3'-Dichlorobenzidine	4.9	U	19.4	4.9	U F	ug/L		0	10 - 110	NC	30
3-Nitroaniline	1.9	U	19.4	11.7		ug/L		60	23 - 112	1	30
4,6-Dinitro-2-methylphenol	4.9	U	19.4	13.0		ug/L		67	25 - 110	4	30
4-Bromophenyl phenyl ether	1.9	U	19.4	12.6		ug/L		65	42 - 113	7	30

Method: 8270C - Semivolatile Organic Compounds (GC/MS) (Continued)

Lab Sample ID: 240-6646-16 MSD
Matrix: Water
Analysis Batch: 27380

Client Sample ID: GW-17324-120711-EM-016
Prep Type: Total/NA
Prep Batch: 26777

Analyte	Sample Result	Sample Qualifier	Spike Added	MSD Result	MSD Qualifier	Unit	D	%Rec	%Rec. Limits	RPD	RPD Limit
4-Chloro-3-methylphenol	1.9	U	19.4	14.6		ug/L		75	33 - 110	6	30
4-Chloroaniline	1.9	U	19.4	10.5		ug/L		54	10 - 110	6	30
4-Chlorophenyl phenyl ether	1.9	U	19.4	13.3		ug/L		68	43 - 113	6	30
4-Nitroaniline	1.9	U	19.4	13.2		ug/L		68	26 - 115	0	30
4-Nitrophenol	4.9	U	19.4	13.2		ug/L		68	13 - 127	10	30
Acenaphthene	0.19	U	19.4	13.1		ug/L		67	36 - 110	5	30
Acenaphthylene	0.19	U	19.4	13.2		ug/L		68	39 - 110	5	30
Acetophenone	0.97	U	19.4	14.0		ug/L		72	50 - 130	1	30
Anthracene	0.19	U	19.4	13.3		ug/L		68	46 - 110	6	30
Atrazine	0.97	U	19.4	16.0		ug/L		82	50 - 130	1	30
Benzaldehyde	0.97	U	19.4	13.9		ug/L		72	10 - 130	2	30
Benzo[a]anthracene	0.19	U	19.4	10.6		ug/L		54	52 - 110	16	30
Benzo[a]pyrene	0.19	U	19.4	6.95	F	ug/L		36	33 - 110	35	30
Benzo[b]fluoranthene	0.19	U	19.4	8.78		ug/L		45	33 - 114	27	30
Benzo[g,h,i]perylene	0.19	U	19.4	7.83	F	ug/L		40	34 - 116	38	30
Benzo[k]fluoranthene	0.19	U	19.4	8.17	F	ug/L		42	32 - 121	39	30
Bis(2-chloroethoxy)methane	0.97	U	19.4	13.4		ug/L		69	35 - 110	3	30
Bis(2-chloroethyl)ether	0.97	U	19.4	12.9		ug/L		66	27 - 110	3	30
Bis(2-ethylhexyl) phthalate	1.0	J B	19.4	7.69	F	ug/L		34	40 - 140	31	30
Butyl benzyl phthalate	0.97	U	19.4	13.0		ug/L		67	51 - 121	11	30
Caprolactam	4.9	U	19.4	13.2		ug/L		68	50 - 130	8	30
Carbazole	0.97	U	19.4	13.3		ug/L		69	49 - 114	5	30
Chrysene	0.19	U	19.4	10.1		ug/L		52	52 - 111	25	30
Dibenz(a,h)anthracene	0.19	U	19.4	7.07	F	ug/L		36	35 - 118	39	30
Dibenzofuran	0.97	U	19.4	12.9		ug/L		66	41 - 110	5	30
Diethyl phthalate	0.97	U	19.4	14.3		ug/L		73	33 - 130	3	30
Dimethyl phthalate	0.97	U	19.4	13.7		ug/L		70	36 - 124	4	30
Di-n-butyl phthalate	0.97	U	19.4	13.9		ug/L		71	50 - 117	7	30
Di-n-octyl phthalate	0.97	U	19.4	7.34	F	ug/L		38	36 - 124	34	30
Fluoranthene	0.19	U	19.4	13.4		ug/L		69	53 - 111	7	30
Fluorene	0.19	U	19.4	13.7		ug/L		71	43 - 110	1	30
Hexachlorobenzene	0.19	U	19.4	11.5		ug/L		59	40 - 113	9	30
Hexachlorobutadiene	0.97	U	19.4	12.6		ug/L		65	14 - 110	4	30
Hexachlorocyclopentadiene	9.7	U	19.4	6.27	J	ug/L		32	10 - 110	4	30
Hexachloroethane	0.97	U	19.4	12.6		ug/L		65	10 - 110	5	30
Indeno[1,2,3-cd]pyrene	0.19	U	19.4	7.40	F	ug/L		38	36 - 116	39	30
Isophorone	0.97	U	19.4	14.0		ug/L		72	34 - 125	4	30
Naphthalene	0.19	U	19.4	13.4		ug/L		69	32 - 110	5	30
Nitrobenzene	0.97	U	19.4	13.8		ug/L		71	26 - 118	4	30
N-Nitrosodi-n-propylamine	0.97	U	19.4	14.1		ug/L		73	25 - 119	4	30
N-Nitrosodiphenylamine	0.97	U	19.4	12.6		ug/L		65	28 - 118	4	30
Pentachlorophenol	4.9	U	19.4	12.5		ug/L		64	23 - 110	8	30
Phenol	0.97	U	19.4	13.6		ug/L		70	16 - 110	3	30
Phenanthrene	0.19	U	19.4	13.3		ug/L		68	47 - 110	5	30
Pyrene	0.19	U	19.4	13.2		ug/L		68	54 - 115	7	30
3 & 4 Methylphenol	1.9	U	38.8	26.8		ug/L		69	25 - 110	5	30

Surrogate	*MSD %Recovery*	*MSD Qualifier*	*Limits*
2-Fluorobiphenyl (Surr)	*65*		*28 - 110*

Method: 8270C - Semivolatile Organic Compounds (GC/MS) (Continued)

Lab Sample ID: 240-6646-16 MSD
Matrix: Water
Analysis Batch: 27380

Client Sample ID: GW-17324-120711-EM-016
Prep Type: Total/NA
Prep Batch: 26777

Surrogate	*MSD %Recovery*	*MSD Qualifier*	*Limits*
2-Fluorophenol (Surr)	*68*		*10 - 110*
2,4,6-Tribromophenol (Surr)	*72*		*22 - 120*
Nitrobenzene-d5 (Surr)	*74*		*27 - 111*
Phenol-d5 (Surr)	*71*		*10 - 110*
Terphenyl-d14 (Surr)	*55*		*37 - 119*

Method: 8082 - Polychlorinated Biphenyls (PCBs) by Gas Chromatography

Lab Sample ID: MB 240-26332/5-A
Matrix: Water
Analysis Batch: 26555

Client Sample ID: Method Blank
Prep Type: Total/NA
Prep Batch: 26332

Analyte	MB Result	MB Qualifier	RL	MDL	Unit	D	Prepared	Analyzed	Dil Fac
Aroclor-1016	0.50	U	0.50	0.17	ug/L		12/10/11 08:43	12/13/11 13:36	1
Aroclor-1221	0.50	U	0.50	0.13	ug/L		12/10/11 08:43	12/13/11 13:36	1
Aroclor-1232	0.50	U	0.50	0.16	ug/L		12/10/11 08:43	12/13/11 13:36	1
Aroclor-1242	0.50	U	0.50	0.22	ug/L		12/10/11 08:43	12/13/11 13:36	1
Aroclor-1248	0.50	U	0.50	0.10	ug/L		12/10/11 08:43	12/13/11 13:36	1
Aroclor-1254	0.50	U	0.50	0.16	ug/L		12/10/11 08:43	12/13/11 13:36	1
Aroclor-1260	0.50	U	0.50	0.17	ug/L		12/10/11 08:43	12/13/11 13:36	1

Surrogate	*MB %Recovery*	*MB Qualifier*	*Limits*	*Prepared*	*Analyzed*	*Dil Fac*
Tetrachloro-m-xylene	*84*		*23 - 136*	*12/10/11 08:43*	*12/13/11 13:36*	*1*
DCB Decachlorobiphenyl	*88*		*10 - 130*	*12/10/11 08:43*	*12/13/11 13:36*	*1*

Lab Sample ID: LCS 240-26332/6-A
Matrix: Water
Analysis Batch: 26555

Client Sample ID: Lab Control Sample
Prep Type: Total/NA
Prep Batch: 26332

Analyte	Spike Added	LCS Result	LCS Qualifier	Unit	D	%Rec	%Rec. Limits
Aroclor-1016	10.0	8.28		ug/L		83	66 - 120
Aroclor-1260	10.0	9.18		ug/L		92	55 - 120

Surrogate	*LCS %Recovery*	*LCS Qualifier*	*Limits*
Tetrachloro-m-xylene	*82*		*23 - 136*
DCB Decachlorobiphenyl	*88*		*10 - 130*

Lab Sample ID: MB 240-26582/21-A
Matrix: Water
Analysis Batch: 27035

Client Sample ID: Method Blank
Prep Type: Total/NA
Prep Batch: 26582

Analyte	MB Result	MB Qualifier	RL	MDL	Unit	D	Prepared	Analyzed	Dil Fac
Aroclor-1016	0.50	U	0.50	0.17	ug/L		12/13/11 08:22	12/16/11 04:52	1
Aroclor-1221	0.50	U	0.50	0.13	ug/L		12/13/11 08:22	12/16/11 04:52	1
Aroclor-1232	0.50	U	0.50	0.16	ug/L		12/13/11 08:22	12/16/11 04:52	1
Aroclor-1242	0.50	U	0.50	0.22	ug/L		12/13/11 08:22	12/16/11 04:52	1
Aroclor-1248	0.50	U	0.50	0.10	ug/L		12/13/11 08:22	12/16/11 04:52	1
Aroclor-1254	0.50	U	0.50	0.16	ug/L		12/13/11 08:22	12/16/11 04:52	1
Aroclor-1260	0.50	U	0.50	0.17	ug/L		12/13/11 08:22	12/16/11 04:52	1

Method: 8082 - Polychlorinated Biphenyls (PCBs) by Gas Chromatography (Continued)

Lab Sample ID: MB 240-26582/21-A
Matrix: Water
Analysis Batch: 27035

Client Sample ID: Method Blank
Prep Type: Total/NA
Prep Batch: 26582

Surrogate	MB %Recovery	MB Qualifier	Limits	Prepared	Analyzed	Dil Fac
Tetrachloro-m-xylene	83		35 - 137	12/13/11 08:22	12/16/11 04:52	1
DCB Decachlorobiphenyl	81		10 - 140	12/13/11 08:22	12/16/11 04:52	1

Lab Sample ID: LCS 240-26582/22-A
Matrix: Water
Analysis Batch: 27035

Client Sample ID: Lab Control Sample
Prep Type: Total/NA
Prep Batch: 26582

Analyte			Spike Added	LCS Result	LCS Qualifier	Unit	D	%Rec	%Rec. Limits		
Aroclor-1016			10.0	8.98		ug/L		90	56 - 130		
Aroclor-1260			10.0	9.90		ug/L		99	43 - 126		

Surrogate	LCS %Recovery	LCS Qualifier	Limits
Tetrachloro-m-xylene	90		35 - 137
DCB Decachlorobiphenyl	97		10 - 140

Lab Sample ID: 240-6646-16 MS
Matrix: Water
Analysis Batch: 27035

Client Sample ID: GW-17324-120711-EM-016
Prep Type: Total/NA
Prep Batch: 26582

Analyte	Sample Result	Sample Qualifier	Spike Added	MS Result	MS Qualifier	Unit	D	%Rec	%Rec. Limits		
Aroclor-1016	0.48	U	9.62	8.48		ug/L		88	58 - 126		
Aroclor-1260	0.48	U	9.62	8.56		ug/L		89	14 - 141		

Surrogate	MS %Recovery	MS Qualifier	Limits
Tetrachloro-m-xylene	88		35 - 137
DCB Decachlorobiphenyl	70		10 - 140

Lab Sample ID: 240-6646-16 MSD
Matrix: Water
Analysis Batch: 27035

Client Sample ID: GW-17324-120711-EM-016
Prep Type: Total/NA
Prep Batch: 26582

Analyte	Sample Result	Sample Qualifier	Spike Added	MSD Result	MSD Qualifier	Unit	D	%Rec	%Rec. Limits	RPD	RPD Limit
Aroclor-1016	0.48	U	9.62	8.76		ug/L		91	58 - 126	3	30
Aroclor-1260	0.48	U	9.62	8.81		ug/L		92	14 - 141	3	30

Surrogate	MSD %Recovery	MSD Qualifier	Limits
Tetrachloro-m-xylene	88		35 - 137
DCB Decachlorobiphenyl	72		10 - 140

Method: 6010B - Metals (ICP)

Lab Sample ID: MB 240-26558/1-A
Matrix: Water
Analysis Batch: 26931

Client Sample ID: Method Blank
Prep Type: Total Recoverable
Prep Batch: 26558

Analyte	MB Result	MB Qualifier	RL	MDL	Unit	D	Prepared	Analyzed	Dil Fac
Aluminum	200	U	200	97	ug/L		12/13/11 06:40	12/14/11 10:49	1
Antimony	10	U	10	1.8	ug/L		12/13/11 06:40	12/14/11 10:49	1

Method: 6010B - Metals (ICP) (Continued)

Lab Sample ID: MB 240-26558/1-A
Matrix: Water
Analysis Batch: 26931

Client Sample ID: Method Blank
Prep Type: Total Recoverable
Prep Batch: 26558

Analyte	MB Result	MB Qualifier	RL	MDL	Unit	D	Prepared	Analyzed	Dil Fac
Barium	0.672	J	200	0.67	ug/L		12/13/11 06:40	12/14/11 10:49	1
Beryllium	5.0	U	5.0	0.46	ug/L		12/13/11 06:40	12/14/11 10:49	1
Calcium	244	J	5000	130	ug/L		12/13/11 06:40	12/14/11 10:49	1
Cadmium	2.0	U	2.0	0.66	ug/L		12/13/11 06:40	12/14/11 10:49	1
Cobalt	7.0	U	7.0	1.7	ug/L		12/13/11 06:40	12/14/11 10:49	1
Chromium	5.0	U	5.0	2.2	ug/L		12/13/11 06:40	12/14/11 10:49	1
Copper	25	U	25	4.5	ug/L		12/13/11 06:40	12/14/11 10:49	1
Iron	100	U	100	81	ug/L		12/13/11 06:40	12/14/11 10:49	1
Potassium	168	J	5000	72	ug/L		12/13/11 06:40	12/14/11 10:49	1
Magnesium	58.0	J	5000	34	ug/L		12/13/11 06:40	12/14/11 10:49	1
Manganese	15	U	15	0.41	ug/L		12/13/11 06:40	12/14/11 10:49	1
Silver	5.0	U	5.0	2.2	ug/L		12/13/11 06:40	12/14/11 10:49	1
Sodium	5000	U	5000	590	ug/L		12/13/11 06:40	12/14/11 10:49	1
Nickel	40	U	40	3.2	ug/L		12/13/11 06:40	12/14/11 10:49	1
Vanadium	7.0	U	7.0	0.64	ug/L		12/13/11 06:40	12/14/11 10:49	1
Zinc	9.51	J	50	5.0	ug/L		12/13/11 06:40	12/14/11 10:49	1
Arsenic	10	U	10	3.2	ug/L		12/13/11 06:40	12/14/11 10:49	1
Lead	3.0	U	3.0	1.9	ug/L		12/13/11 06:40	12/14/11 10:49	1
Selenium	5.0	U	5.0	4.1	ug/L		12/13/11 06:40	12/14/11 10:49	1
Thallium	10	U	10	4.7	ug/L		12/13/11 06:40	12/14/11 10:49	1

Lab Sample ID: LCS 240-26558/2-A
Matrix: Water
Analysis Batch: 26931

Client Sample ID: Lab Control Sample
Prep Type: Total Recoverable
Prep Batch: 26558

Analyte	Spike Added	LCS Result	LCS Qualifier	Unit	D	%Rec	%Rec. Limits
Aluminum	2000	1900		ug/L		95	80 - 120
Antimony	500	486		ug/L		97	80 - 120
Barium	2000	1870		ug/L		94	80 - 120
Beryllium	50.0	48.2		ug/L		96	80 - 120
Calcium	50000	49600		ug/L		99	80 - 120
Cadmium	50.0	49.5		ug/L		99	80 - 120
Cobalt	500	483		ug/L		97	80 - 120
Chromium	200	177		ug/L		89	80 - 120
Copper	250	226		ug/L		91	80 - 120
Iron	1000	959		ug/L		96	80 - 120
Potassium	50000	48200		ug/L		96	80 - 120
Magnesium	50000	49200		ug/L		98	80 - 120
Manganese	500	471		ug/L		94	80 - 120
Silver	50.0	46.7		ug/L		93	80 - 120
Sodium	50000	47800		ug/L		96	80 - 120
Nickel	500	483		ug/L		97	80 - 120
Vanadium	500	463		ug/L		93	80 - 120
Zinc	500	511		ug/L		102	80 - 120
Arsenic	2000	1990		ug/L		99	80 - 120
Lead	500	480		ug/L		96	80 - 120
Selenium	2000	2040		ug/L		102	80 - 120
Thallium	2000	2070		ug/L		104	80 - 120

Method: 6010B - Metals (ICP) (Continued)

Lab Sample ID: 240-6646-16 MS
Matrix: Water
Analysis Batch: 26931

Client Sample ID: GW-17324-120711-EM-016
Prep Type: Total Recoverable
Prep Batch: 26558

Analyte	Sample Result	Sample Qualifier	Spike Added	MS Result	MS Qualifier	Unit	D	%Rec	%Rec. Limits
Aluminum	200	U	2000	2060		ug/L		103	75 - 125
Antimony	6.8	J	500	527		ug/L		104	75 - 125
Barium	74	J B	2000	2050		ug/L		99	75 - 125
Beryllium	5.0	U	50.0	50.2		ug/L		100	75 - 125
Calcium	160000	B	50000	205000		ug/L		94	75 - 125
Cadmium	2.0	U	50.0	52.9		ug/L		106	75 - 125
Cobalt	7.0	U	500	509		ug/L		102	75 - 125
Chromium	5.0	U	200	185		ug/L		92	75 - 125
Copper	25	U	250	243		ug/L		97	75 - 125
Iron	200		1000	1120		ug/L		92	75 - 125
Potassium	3400	J B	50000	54000		ug/L		101	75 - 125
Magnesium	49000	B	50000	99200		ug/L		100	75 - 125
Manganese	11	J	500	502		ug/L		98	75 - 125
Silver	5.0	U	50.0	49.9		ug/L		100	75 - 125
Sodium	34000		50000	83400		ug/L		98	75 - 125
Nickel	5.3	J	500	512		ug/L		101	75 - 125
Vanadium	7.0	U	500	486		ug/L		97	75 - 125
Zinc	11	J B	500	530		ug/L		104	75 - 125
Arsenic	10	U	2000	2140		ug/L		107	75 - 125
Lead	3.0	U	500	495		ug/L		99	75 - 125
Selenium	5.0	U	2000	2180		ug/L		109	75 - 125
Thallium	10	U	2000	2160		ug/L		108	75 - 125

Lab Sample ID: 240-6646-16 MSD
Matrix: Water
Analysis Batch: 26931

Client Sample ID: GW-17324-120711-EM-016
Prep Type: Total Recoverable
Prep Batch: 26558

Analyte	Sample Result	Sample Qualifier	Spike Added	MSD Result	MSD Qualifier	Unit	D	%Rec	%Rec. Limits	RPD	RPD Limit
Aluminum	200	U	2000	2090		ug/L		105	75 - 125	2	20
Antimony	6.8	J	500	527		ug/L		104	75 - 125	0	20
Barium	74	J B	2000	2090		ug/L		101	75 - 125	2	20
Beryllium	5.0	U	50.0	51.1		ug/L		102	75 - 125	2	20
Calcium	160000	B	50000	212000		ug/L		108	75 - 125	3	20
Cadmium	2.0	U	50.0	52.9		ug/L		106	75 - 125	0	20
Cobalt	7.0	U	500	514		ug/L		103	75 - 125	1	20
Chromium	5.0	U	200	187		ug/L		93	75 - 125	1	20
Copper	25	U	250	242		ug/L		97	75 - 125	0	20
Iron	200		1000	1130		ug/L		93	75 - 125	1	20
Potassium	3400	J B	50000	55100		ug/L		103	75 - 125	2	20
Magnesium	49000	B	50000	101000		ug/L		104	75 - 125	2	20
Manganese	11	J	500	509		ug/L		100	75 - 125	1	20
Silver	5.0	U	50.0	50.2		ug/L		100	75 - 125	0	20
Sodium	34000		50000	85000		ug/L		101	75 - 125	2	20
Nickel	5.3	J	500	516		ug/L		102	75 - 125	1	20
Vanadium	7.0	U	500	495		ug/L		99	75 - 125	2	20
Zinc	11	J B	500	539		ug/L		106	75 - 125	2	20
Arsenic	10	U	2000	2140		ug/L		107	75 - 125	0	20
Lead	3.0	U	500	501		ug/L		100	75 - 125	1	20
Selenium	5.0	U	2000	2180		ug/L		109	75 - 125	0	20
Thallium	10	U	2000	2180		ug/L		109	75 - 125	1	20

Client: Conestoga-Rovers & Associates, Inc.
Project/Site: 17324-T07, RACER Former MTM

TestAmerica Job ID: 240-6646-1

Method: 7470A - Mercury (CVAA)

Lab Sample ID: MB 240-27057/1-A
Matrix: Water
Analysis Batch: 27338

Client Sample ID: Method Blank
Prep Type: Total/NA
Prep Batch: 27057

Analyte	MB Result	MB Qualifier	RL	MDL	Unit	D	Prepared	Analyzed	Dil Fac
Mercury	0.20	U	0.20	0.12	ug/L		12/15/11 14:50	12/16/11 13:46	1

Lab Sample ID: LCS 240-27057/2-A
Matrix: Water
Analysis Batch: 27338

Client Sample ID: Lab Control Sample
Prep Type: Total/NA
Prep Batch: 27057

Analyte			Spike Added	LCS Result	LCS Qualifier	Unit	D	%Rec	%Rec. Limits		
Mercury			5.00	4.35		ug/L		87	81 - 123		

Lab Sample ID: 240-6646-16 MS
Matrix: Water
Analysis Batch: 27338

Client Sample ID: GW-17324-120711-EM-016
Prep Type: Total/NA
Prep Batch: 27057

Analyte	Sample Result	Sample Qualifier	Spike Added	MS Result	MS Qualifier	Unit	D	%Rec	%Rec. Limits		
Mercury	0.20	U	1.00	0.893		ug/L		89	69 - 134		

Lab Sample ID: 240-6646-16 MSD
Matrix: Water
Analysis Batch: 27338

Client Sample ID: GW-17324-120711-EM-016
Prep Type: Total/NA
Prep Batch: 27057

Analyte	Sample Result	Sample Qualifier	Spike Added	MSD Result	MSD Qualifier	Unit	D	%Rec	%Rec. Limits	RPD	RPD Limit
Mercury	0.20	U	1.00	0.870		ug/L		87	69 - 134	3	20

GC/MS VOA

Analysis Batch: 26658

Lab Sample ID	Client Sample ID	Prep Type	Matrix	Method	Prep Batch
240-6646-1	GW-17324-120611-EM-001	Total/NA	Water	8260B	
240-6646-3	GW-17324-120611-EM-003	Total/NA	Water	8260B	
240-6646-4	GW-17324-120611-EM-004	Total/NA	Water	8260B	
240-6646-5	GW-17324-120611-EM-005	Total/NA	Water	8260B	
LCS 240-26658/4	Lab Control Sample	Total/NA	Water	8260B	
MB 240-26658/5	Method Blank	Total/NA	Water	8260B	

Analysis Batch: 26736

Lab Sample ID	Client Sample ID	Prep Type	Matrix	Method	Prep Batch
240-6646-20	GW-17324-120711-EM-020	Total/NA	Water	8260B	
240-6646-21	GW-17324-120711-EM-021	Total/NA	Water	8260B	
240-6646-22	GW-17324-120711-EM-022	Total/NA	Water	8260B	
240-6646-23	GW-17324-120711-EM-023	Total/NA	Water	8260B	
LCS 240-26736/4	Lab Control Sample	Total/NA	Water	8260B	
MB 240-26736/5	Method Blank	Total/NA	Water	8260B	

Analysis Batch: 26832

Lab Sample ID	Client Sample ID	Prep Type	Matrix	Method	Prep Batch
240-6646-2	GW-17324-120611-EM-002	Total/NA	Water	8260B	
240-6646-2 MS	GW-17324-120611-EM-002	Total/NA	Water	8260B	
240-6646-2 MSD	GW-17324-120611-EM-002	Total/NA	Water	8260B	
LCS 240-26832/4	Lab Control Sample	Total/NA	Water	8260B	
MB 240-26832/5	Method Blank	Total/NA	Water	8260B	

Analysis Batch: 26905

Lab Sample ID	Client Sample ID	Prep Type	Matrix	Method	Prep Batch
240-6646-24	GW-17324-120711-EM-024	Total/NA	Water	8260B	
240-6646-25	GW-17324-120711-EM-025	Total/NA	Water	8260B	
240-6646-26	TB-17324-120711-EM	Total/NA	Water	8260B	
LCS 240-26905/4	Lab Control Sample	Total/NA	Water	8260B	
MB 240-26905/5	Method Blank	Total/NA	Water	8260B	

Analysis Batch: 27022

Lab Sample ID	Client Sample ID	Prep Type	Matrix	Method	Prep Batch
240-6646-13	GW-17324-120711-EM-013	Total/NA	Water	8260B	
240-6646-14	GW-17324-120711-EM-014	Total/NA	Water	8260B	
240-6646-16	GW-17324-120711-EM-016	Total/NA	Water	8260B	
240-6646-16 MS	GW-17324-120711-EM-016	Total/NA	Water	8260B	
240-6646-16 MSD	GW-17324-120711-EM-016	Total/NA	Water	8260B	
LCS 240-27022/12	Lab Control Sample	Total/NA	Water	8260B	
MB 240-27022/11	Method Blank	Total/NA	Water	8260B	

Analysis Batch: 27185

Lab Sample ID	Client Sample ID	Prep Type	Matrix	Method	Prep Batch
240-6646-6	GW-17324-120611-EM-006	Total/NA	Water	8260B	
240-6646-12	GW-17324-120711-EM-012	Total/NA	Water	8260B	
240-6646-15	GW-17324-120711-EM-015	Total/NA	Water	8260B	
240-6646-17	GW-17324-120711-EM-017	Total/NA	Water	8260B	
240-6646-19	GW-17324-120711-EM-019	Total/NA	Water	8260B	
LCS 240-27185/4	Lab Control Sample	Total/NA	Water	8260B	
LCS 240-27185/6	Lab Control Sample	Total/NA	Water	8260B	
MB 240-27185/5	Method Blank	Total/NA	Water	8260B	

GC/MS VOA (Continued)

Analysis Batch: 27269

Lab Sample ID	Client Sample ID	Prep Type	Matrix	Method	Prep Batch
240-6646-7	GW-17324-120611-EM-007	Total/NA	Water	8260B	
240-6646-9	GW-17324-120611-EM-009	Total/NA	Water	8260B	
240-6646-10	GW-17324-120611-EM-010	Total/NA	Water	8260B	
240-6646-11	GW-17324-120611-EM-011	Total/NA	Water	8260B	
240-6646-18	GW-17324-120711-EM-018	Total/NA	Water	8260B	
LCS 240-27269/4	Lab Control Sample	Total/NA	Water	8260B	
MB 240-27269/5	Method Blank	Total/NA	Water	8260B	

Analysis Batch: 27278

Lab Sample ID	Client Sample ID	Prep Type	Matrix	Method	Prep Batch
240-6646-8	GW-17324-120611-EM-008	Total/NA	Water	8260B	
240-6646-8 MS	GW-17324-120611-EM-008	Total/NA	Water	8260B	
240-6646-8 MSD	GW-17324-120611-EM-008	Total/NA	Water	8260B	
LCS 240-27278/4	Lab Control Sample	Total/NA	Water	8260B	
MB 240-27278/5	Method Blank	Total/NA	Water	8260B	

GC/MS Semi VOA

Prep Batch: 26777

Lab Sample ID	Client Sample ID	Prep Type	Matrix	Method	Prep Batch
240-6646-16	GW-17324-120711-EM-016	Total/NA	Water	3520C	
240-6646-16 MS	GW-17324-120711-EM-016	Total/NA	Water	3520C	
240-6646-16 MSD	GW-17324-120711-EM-016	Total/NA	Water	3520C	
LCS 240-26777/2-A	Lab Control Sample	Total/NA	Water	3520C	
MB 240-26777/1-A	Method Blank	Total/NA	Water	3520C	

Analysis Batch: 27380

Lab Sample ID	Client Sample ID	Prep Type	Matrix	Method	Prep Batch
240-6646-16	GW-17324-120711-EM-016	Total/NA	Water	8270C	26777
240-6646-16 MS	GW-17324-120711-EM-016	Total/NA	Water	8270C	26777
240-6646-16 MSD	GW-17324-120711-EM-016	Total/NA	Water	8270C	26777
LCS 240-26777/2-A	Lab Control Sample	Total/NA	Water	8270C	26777
MB 240-26777/1-A	Method Blank	Total/NA	Water	8270C	26777

GC Semi VOA

Prep Batch: 26332

Lab Sample ID	Client Sample ID	Prep Type	Matrix	Method	Prep Batch
240-6646-1	GW-17324-120611-EM-001	Total/NA	Water	3520C	
240-6646-4	GW-17324-120611-EM-004	Total/NA	Water	3520C	
LCS 240-26332/6-A	Lab Control Sample	Total/NA	Water	3520C	
MB 240-26332/5-A	Method Blank	Total/NA	Water	3520C	

Analysis Batch: 26555

Lab Sample ID	Client Sample ID	Prep Type	Matrix	Method	Prep Batch
240-6646-1	GW-17324-120611-EM-001	Total/NA	Water	8082	26332
LCS 240-26332/6-A	Lab Control Sample	Total/NA	Water	8082	26332
MB 240-26332/5-A	Method Blank	Total/NA	Water	8082	26332

Prep Batch: 26582

Lab Sample ID	Client Sample ID	Prep Type	Matrix	Method	Prep Batch
240-6646-12	GW-17324-120711-EM-012	Total/NA	Water	3510C	

GC Semi VOA (Continued)

Prep Batch: 26582 (Continued)

Lab Sample ID	Client Sample ID	Prep Type	Matrix	Method	Prep Batch
240-6646-13	GW-17324-120711-EM-013	Total/NA	Water	3510C	
240-6646-16	GW-17324-120711-EM-016	Total/NA	Water	3510C	
240-6646-16 MS	GW-17324-120711-EM-016	Total/NA	Water	3510C	
240-6646-16 MSD	GW-17324-120711-EM-016	Total/NA	Water	3510C	
240-6646-20	GW-17324-120711-EM-020	Total/NA	Water	3510C	
240-6646-21	GW-17324-120711-EM-021	Total/NA	Water	3510C	
240-6646-24	GW-17324-120711-EM-024	Total/NA	Water	3510C	
LCS 240-26582/22-A	Lab Control Sample	Total/NA	Water	3510C	
MB 240-26582/21-A	Method Blank	Total/NA	Water	3510C	

Analysis Batch: 26933

Lab Sample ID	Client Sample ID	Prep Type	Matrix	Method	Prep Batch
240-6646-4	GW-17324-120611-EM-004	Total/NA	Water	8082	26332

Analysis Batch: 27035

Lab Sample ID	Client Sample ID	Prep Type	Matrix	Method	Prep Batch
240-6646-12	GW-17324-120711-EM-012	Total/NA	Water	8082	26582
240-6646-13	GW-17324-120711-EM-013	Total/NA	Water	8082	26582
240-6646-16	GW-17324-120711-EM-016	Total/NA	Water	8082	26582
240-6646-16 MS	GW-17324-120711-EM-016	Total/NA	Water	8082	26582
240-6646-16 MSD	GW-17324-120711-EM-016	Total/NA	Water	8082	26582
240-6646-20	GW-17324-120711-EM-020	Total/NA	Water	8082	26582
240-6646-21	GW-17324-120711-EM-021	Total/NA	Water	8082	26582
240-6646-24	GW-17324-120711-EM-024	Total/NA	Water	8082	26582
LCS 240-26582/22-A	Lab Control Sample	Total/NA	Water	8082	26582
MB 240-26582/21-A	Method Blank	Total/NA	Water	8082	26582

Metals

Prep Batch: 26558

Lab Sample ID	Client Sample ID	Prep Type	Matrix	Method	Prep Batch
240-6646-16	GW-17324-120711-EM-016	Total Recoverable	Water	3005A	
240-6646-16 MS	GW-17324-120711-EM-016	Total Recoverable	Water	3005A	
240-6646-16 MSD	GW-17324-120711-EM-016	Total Recoverable	Water	3005A	
LCS 240-26558/2-A	Lab Control Sample	Total Recoverable	Water	3005A	
MB 240-26558/1-A	Method Blank	Total Recoverable	Water	3005A	

Analysis Batch: 26931

Lab Sample ID	Client Sample ID	Prep Type	Matrix	Method	Prep Batch
240-6646-16	GW-17324-120711-EM-016	Total Recoverable	Water	6010B	26558
240-6646-16 MS	GW-17324-120711-EM-016	Total Recoverable	Water	6010B	26558
240-6646-16 MSD	GW-17324-120711-EM-016	Total Recoverable	Water	6010B	26558
LCS 240-26558/2-A	Lab Control Sample	Total Recoverable	Water	6010B	26558
MB 240-26558/1-A	Method Blank	Total Recoverable	Water	6010B	26558

Prep Batch: 27057

Lab Sample ID	Client Sample ID	Prep Type	Matrix	Method	Prep Batch
240-6646-16	GW-17324-120711-EM-016	Total/NA	Water	7470A	
240-6646-16 MS	GW-17324-120711-EM-016	Total/NA	Water	7470A	
240-6646-16 MSD	GW-17324-120711-EM-016	Total/NA	Water	7470A	
LCS 240-27057/2-A	Lab Control Sample	Total/NA	Water	7470A	
MB 240-27057/1-A	Method Blank	Total/NA	Water	7470A	

Metals (Continued)

Analysis Batch: 27338

Lab Sample ID	Client Sample ID	Prep Type	Matrix	Method	Prep Batch
240-6646-16	GW-17324-120711-EM-016	Total/NA	Water	7470A	27057
240-6646-16 MS	GW-17324-120711-EM-016	Total/NA	Water	7470A	27057
240-6646-16 MSD	GW-17324-120711-EM-016	Total/NA	Water	7470A	27057
LCS 240-27057/2-A	Lab Control Sample	Total/NA	Water	7470A	27057
MB 240-27057/1-A	Method Blank	Total/NA	Water	7470A	27057

Client Sample ID: GW-17324-120611-EM-001 — Lab Sample ID: 240-6646-1

Date Collected: 12/06/11 09:50 — **Matrix: Water**
Date Received: 12/08/11 09:45

Prep Type	Batch Type	Batch Method	Run	Dilution Factor	Batch Number	Prepared or Analyzed	Analyst	Lab
Total/NA	Analysis	8260B		1	26658	12/13/11 20:13	LW	TAL NC
Total/NA	Prep	3520C			26332	12/10/11 08:43	SE	TAL NC
Total/NA	Analysis	8082		1	26555	12/13/11 13:07	LH	TAL NC

Client Sample ID: GW-17324-120611-EM-002 — Lab Sample ID: 240-6646-2

Date Collected: 12/06/11 11:05 — **Matrix: Water**
Date Received: 12/08/11 09:45

Prep Type	Batch Type	Batch Method	Run	Dilution Factor	Batch Number	Prepared or Analyzed	Analyst	Lab
Total/NA	Analysis	8260B		1	26832	12/14/11 20:14	LW	TAL NC

Client Sample ID: GW-17324-120611-EM-003 — Lab Sample ID: 240-6646-3

Date Collected: 12/06/11 12:55 — **Matrix: Water**
Date Received: 12/08/11 09:45

Prep Type	Batch Type	Batch Method	Run	Dilution Factor	Batch Number	Prepared or Analyzed	Analyst	Lab
Total/NA	Analysis	8260B		1	26658	12/13/11 20:58	LW	TAL NC

Client Sample ID: GW-17324-120611-EM-004 — Lab Sample ID: 240-6646-4

Date Collected: 12/06/11 13:40 — **Matrix: Water**
Date Received: 12/08/11 09:45

Prep Type	Batch Type	Batch Method	Run	Dilution Factor	Batch Number	Prepared or Analyzed	Analyst	Lab
Total/NA	Analysis	8260B		1	26658	12/13/11 21:20	LW	TAL NC
Total/NA	Prep	3520C			26332	12/10/11 08:43	SE	TAL NC
Total/NA	Analysis	8082		1	26933	12/15/11 08:14	LH	TAL NC

Client Sample ID: GW-17324-120611-EM-005 — Lab Sample ID: 240-6646-5

Date Collected: 12/06/11 14:55 — **Matrix: Water**
Date Received: 12/08/11 09:45

Prep Type	Batch Type	Batch Method	Run	Dilution Factor	Batch Number	Prepared or Analyzed	Analyst	Lab
Total/NA	Analysis	8260B		40	26658	12/13/11 21:42	LW	TAL NC

Client Sample ID: GW-17324-120611-EM-006 — Lab Sample ID: 240-6646-6

Date Collected: 12/06/11 09:40 — **Matrix: Water**
Date Received: 12/08/11 09:45

Prep Type	Batch Type	Batch Method	Run	Dilution Factor	Batch Number	Prepared or Analyzed	Analyst	Lab
Total/NA	Analysis	8260B		1	27185	12/16/11 14:58	RQ	TAL NC

Client Sample ID: GW-17324-120611-EM-007 — **Lab Sample ID: 240-6646-7**
Date Collected: 12/06/11 11:10 — **Matrix: Water**
Date Received: 12/08/11 09:45

Prep Type	Batch Type	Batch Method	Run	Dilution Factor	Batch Number	Prepared or Analyzed	Analyst	Lab
Total/NA	Analysis	8260B		83.333	27269	12/17/11 18:00	RQ	TAL NC

Client Sample ID: GW-17324-120611-EM-008 — **Lab Sample ID: 240-6646-8**
Date Collected: 12/06/11 12:45 — **Matrix: Water**
Date Received: 12/08/11 09:45

Prep Type	Batch Type	Batch Method	Run	Dilution Factor	Batch Number	Prepared or Analyzed	Analyst	Lab
Total/NA	Analysis	8260B		10	27278	12/17/11 22:40	RQ	TAL NC

Client Sample ID: GW-17324-120611-EM-009 — **Lab Sample ID: 240-6646-9**
Date Collected: 12/06/11 15:05 — **Matrix: Water**
Date Received: 12/08/11 09:45

Prep Type	Batch Type	Batch Method	Run	Dilution Factor	Batch Number	Prepared or Analyzed	Analyst	Lab
Total/NA	Analysis	8260B		2	27269	12/17/11 18:21	RQ	TAL NC

Client Sample ID: GW-17324-120611-EM-010 — **Lab Sample ID: 240-6646-10**
Date Collected: 12/06/11 16:20 — **Matrix: Water**
Date Received: 12/08/11 09:45

Prep Type	Batch Type	Batch Method	Run	Dilution Factor	Batch Number	Prepared or Analyzed	Analyst	Lab
Total/NA	Analysis	8260B		8	27269	12/17/11 18:43	RQ	TAL NC

Client Sample ID: GW-17324-120611-EM-011 — **Lab Sample ID: 240-6646-11**
Date Collected: 12/06/11 16:30 — **Matrix: Water**
Date Received: 12/08/11 09:45

Prep Type	Batch Type	Batch Method	Run	Dilution Factor	Batch Number	Prepared or Analyzed	Analyst	Lab
Total/NA	Analysis	8260B		1.25	27269	12/17/11 19:04	RQ	TAL NC

Client Sample ID: GW-17324-120711-EM-012 — **Lab Sample ID: 240-6646-12**
Date Collected: 12/07/11 09:45 — **Matrix: Water**
Date Received: 12/08/11 09:45

Prep Type	Batch Type	Batch Method	Run	Dilution Factor	Batch Number	Prepared or Analyzed	Analyst	Lab
Total/NA	Analysis	8260B		1	27185	12/16/11 17:12	RQ	TAL NC
Total/NA	Prep	3510C			26582	12/13/11 08:22	CC	TAL NC
Total/NA	Analysis	8082		1	27035	12/16/11 05:21	LH	TAL NC

Client Sample ID: GW-17324-120711-EM-013

Lab Sample ID: 240-6646-13

Date Collected: 12/07/11 10:00

Matrix: Water

Date Received: 12/08/11 09:45

Prep Type	Batch Type	Batch Method	Run	Dilution Factor	Batch Number	Prepared or Analyzed	Analyst	Lab
Total/NA	Analysis	8260B		1	27022	12/15/11 17:33	LW	TAL NC
Total/NA	Prep	3510C			26582	12/13/11 08:22	CC	TAL NC
Total/NA	Analysis	8082		1	27035	12/16/11 05:36	LH	TAL NC

Client Sample ID: GW-17324-120711-EM-014

Lab Sample ID: 240-6646-14

Date Collected: 12/07/11 11:20

Matrix: Water

Date Received: 12/08/11 09:45

Prep Type	Batch Type	Batch Method	Run	Dilution Factor	Batch Number	Prepared or Analyzed	Analyst	Lab
Total/NA	Analysis	8260B		1	27022	12/15/11 17:56	LW	TAL NC

Client Sample ID: GW-17324-120711-EM-015

Lab Sample ID: 240-6646-15

Date Collected: 12/07/11 12:25

Matrix: Water

Date Received: 12/08/11 09:45

Prep Type	Batch Type	Batch Method	Run	Dilution Factor	Batch Number	Prepared or Analyzed	Analyst	Lab
Total/NA	Analysis	8260B		1.67	27185	12/16/11 17:35	RQ	TAL NC

Client Sample ID: GW-17324-120711-EM-016

Lab Sample ID: 240-6646-16

Date Collected: 12/07/11 14:50

Matrix: Water

Date Received: 12/08/11 09:45

Prep Type	Batch Type	Batch Method	Run	Dilution Factor	Batch Number	Prepared or Analyzed	Analyst	Lab
Total/NA	Analysis	8260B		1	27022	12/15/11 18:18	LW	TAL NC
Total/NA	Prep	3520C			26777	12/14/11 08:14	EM	TAL NC
Total/NA	Analysis	8270C		1	27380	12/19/11 15:09	JG	TAL NC
Total/NA	Prep	3510C			26582	12/13/11 08:22	CC	TAL NC
Total/NA	Analysis	8082		1	27035	12/16/11 07:45	LH	TAL NC
Total Recoverable	Prep	3005A			26558	12/13/11 06:40	LM	TAL NC
Total Recoverable	Analysis	6010B		1	26931	12/14/11 11:20	KC	TAL NC
Total/NA	Prep	7470A			27057	12/15/11 14:50	LM	TAL NC
Total/NA	Analysis	7470A		1	27338	12/16/11 13:49	AS	TAL NC

Client Sample ID: GW-17324-120711-EM-017

Lab Sample ID: 240-6646-17

Date Collected: 12/07/11 09:40

Matrix: Water

Date Received: 12/08/11 09:45

Prep Type	Batch Type	Batch Method	Run	Dilution Factor	Batch Number	Prepared or Analyzed	Analyst	Lab
Total/NA	Analysis	8260B		4	27185	12/16/11 17:58	RQ	TAL NC

Client Sample ID: GW-17324-120711-EM-018 — Lab Sample ID: 240-6646-18

Date Collected: 12/07/11 10:50 — **Matrix: Water**
Date Received: 12/08/11 09:45

Prep Type	Batch Type	Batch Method	Run	Dilution Factor	Batch Number	Prepared or Analyzed	Analyst	Lab
Total/NA	Analysis	8260B		1	27269	12/17/11 19:26	RQ	TAL NC

Client Sample ID: GW-17324-120711-EM-019 — Lab Sample ID: 240-6646-19

Date Collected: 12/07/11 12:25 — **Matrix: Water**
Date Received: 12/08/11 09:45

Prep Type	Batch Type	Batch Method	Run	Dilution Factor	Batch Number	Prepared or Analyzed	Analyst	Lab
Total/NA	Analysis	8260B		28.57	27185	12/16/11 18:43	RQ	TAL NC

Client Sample ID: GW-17324-120711-EM-020 — Lab Sample ID: 240-6646-20

Date Collected: 12/07/11 14:15 — **Matrix: Water**
Date Received: 12/08/11 09:45

Prep Type	Batch Type	Batch Method	Run	Dilution Factor	Batch Number	Prepared or Analyzed	Analyst	Lab
Total/NA	Analysis	8260B		1	26736	12/14/11 06:41	LW	TAL NC
Total/NA	Prep	3510C			26582	12/13/11 08:22	CC	TAL NC
Total/NA	Analysis	8082		1	27035	12/16/11 05:50	LH	TAL NC

Client Sample ID: GW-17324-120711-EM-021 — Lab Sample ID: 240-6646-21

Date Collected: 12/07/11 14:50 — **Matrix: Water**
Date Received: 12/08/11 09:45

Prep Type	Batch Type	Batch Method	Run	Dilution Factor	Batch Number	Prepared or Analyzed	Analyst	Lab
Total/NA	Analysis	8260B		1	26736	12/14/11 07:04	LW	TAL NC
Total/NA	Prep	3510C			26582	12/13/11 08:22	CC	TAL NC
Total/NA	Analysis	8082		1	27035	12/16/11 06:04	LH	TAL NC

Client Sample ID: GW-17324-120711-EM-022 — Lab Sample ID: 240-6646-22

Date Collected: 12/07/11 15:40 — **Matrix: Water**
Date Received: 12/08/11 09:45

Prep Type	Batch Type	Batch Method	Run	Dilution Factor	Batch Number	Prepared or Analyzed	Analyst	Lab
Total/NA	Analysis	8260B		1	26736	12/14/11 07:26	LW	TAL NC

Client Sample ID: GW-17324-120711-EM-023 — Lab Sample ID: 240-6646-23

Date Collected: 12/07/11 16:40 — **Matrix: Water**
Date Received: 12/08/11 09:45

Prep Type	Batch Type	Batch Method	Run	Dilution Factor	Batch Number	Prepared or Analyzed	Analyst	Lab
Total/NA	Analysis	8260B		1	26736	12/14/11 07:48	LW	TAL NC

Lab Chronicle

Client: Conestoga-Rovers & Associates, Inc.
Project/Site: 17324-T07, RACER Former MTM

TestAmerica Job ID: 240-6646-1

Client Sample ID: GW-17324-120711-EM-024

Lab Sample ID: 240-6646-24

Date Collected: 12/07/11 17:20

Matrix: Water

Date Received: 12/08/11 09:45

Prep Type	Batch Type	Batch Method	Run	Dilution Factor	Batch Number	Prepared or Analyzed	Analyst	Lab
Total/NA	Analysis	8260B		1	26905	12/14/11 23:36	LW	TAL NC
Total/NA	Prep	3510C			26582	12/13/11 08:22	CC	TAL NC
Total/NA	Analysis	8082		1	27035	12/16/11 06:19	LH	TAL NC

Client Sample ID: GW-17324-120711-EM-025

Lab Sample ID: 240-6646-25

Date Collected: 12/07/11 17:35

Matrix: Water

Date Received: 12/08/11 09:45

Prep Type	Batch Type	Batch Method	Run	Dilution Factor	Batch Number	Prepared or Analyzed	Analyst	Lab
Total/NA	Analysis	8260B		12.5	26905	12/14/11 23:58	LW	TAL NC

Client Sample ID: TB-17324-120711-EM

Lab Sample ID: 240-6646-26

Date Collected: 12/07/11 00:00

Matrix: Water

Date Received: 12/08/11 09:45

Prep Type	Batch Type	Batch Method	Run	Dilution Factor	Batch Number	Prepared or Analyzed	Analyst	Lab
Total/NA	Analysis	8260B		1	26905	12/15/11 00:21	LW	TAL NC

Laboratory References:

TAL NC = TestAmerica North Canton, 4101 Shuffel Street NW, North Canton, OH 44720, TEL (330)497-9396

Certification Summary

Client: Conestoga-Rovers & Associates, Inc.
Project/Site: 17324-T07, RACER Former MTM

TestAmerica Job ID: 240-6646-1

Laboratory	Authority	Program	EPA Region	Certification ID
TestAmerica North Canton	ACLASS	DoD ELAP		ADE-1437
TestAmerica North Canton	California	NELAC	9	01144CA
TestAmerica North Canton	Connecticut	State Program	1	PH-0590
TestAmerica North Canton	Florida	NELAC	4	E87225
TestAmerica North Canton	Georgia	Georgia EPD	4	N/A
TestAmerica North Canton	Illinois	NELAC	5	200004
TestAmerica North Canton	Kansas	NELAC	7	E-10336
TestAmerica North Canton	Kentucky	State Program	4	58
TestAmerica North Canton	Minnesota	NELAC	5	039-999-348
TestAmerica North Canton	Nevada	State Program	9	OH-000482008A
TestAmerica North Canton	New Jersey	NELAC	2	OH001
TestAmerica North Canton	New York	NELAC	2	10975
TestAmerica North Canton	Ohio	OVAP	5	CL0024
TestAmerica North Canton	Pennsylvania	NELAC	3	68-00340
TestAmerica North Canton	USDA	USDA		P330-11-00328
TestAmerica North Canton	Virginia	NELAC Secondary AB	3	460175
TestAmerica North Canton	West Virginia	West Virginia DEP	3	210
TestAmerica North Canton	Wisconsin	State Program	5	999518190

Accreditation may not be offered or required for all methods and analytes reported in this package. Please contact your project manager for the laboratory's current list of certified methods and analytes.

CONESTOGA-ROVERS & ASSOCIATES

CHAIN-OF-CUSTODY / Analytical Request Document

The Chain-of-Custody is a LEGAL DOCUMENT. All relevant fields must be completed accurately.

PAGE 1 OF 2

ID # Nº D 9948

SSOW Ref. Code: 17324-SSOW-T07-015

Required Client Information:

Company: CRA, Inc.	Report To: Mike Richardson
Address: 14496 Sheldon Rd.	Copy To:
Suite 200	Invoice To:
Plymouth, MI 48170	P.O.:
Phone: 734-453-5123	Project Name: RACER - Muncie, IN
Fax: 734-453-5201	Project Number: 17324-T07
Email:	

Laboratory:	Test America
Laboratory Location:	N. Canton, OH
Laboratory Contact:	D. Heckler
Requested Due Date:	TAT: STD
QA/QC Requirements:	

Valid Matrix Codes: WG Groundwater; WB Borehole Water; WS Surface Water; SO Soil; SE Sediment; See Back for Additional Codes

Analysis and Method

	Sample Identification:	Matrix Code	Date Collected	Time Collected	# Containers	Preservative: Unpreserved	HCl	H2SO4	HNO3	NaOH	Other:	TCL VOC's	TCL ACB's	Remarks/Lab ID
1.	GW-17324-120611-EM-001	WG	12/6/11	0950	5	X	X					X	X	
2.	-002			1105	3		X					X		
3.	-003			1255	3		X					X		
4.	-004			1340	5	X	X					X	X	
5.	-005			1455	3		X					X		
6.	-006			0940	3		X					X		
7.	-007			1110	3		X					X		
8.	-008			1245	3		X					X		
9.	-009			1505	3		X					X		
10.	-010			1620	3		X					X		
11.	-011			1630	3		X					X		
12.	GW-17324-120711-EM-012	WG	12/7/11	0945	5	X	X					X	X	
13.	-013			1000	5	X	X					X	X	
14.	-014			1120	3		X					X		
15.	-015			1225	3		X					X		
	TOTAL NUMBER OF CONTAINERS				53									

SHIPMENT METHOD	NO. OF COOLERS	RELINQUISHED BY / AFFILIATION	DATE	TIME	RECEIVED BY / AFFILIATION	DATE	TIME
Fed Ex	3	Eric Mickelson / CRA	12/7/11	1800		12-8-11	0945
AIRBILL NO.							

Sample Condition

Temp in °C	
Received on Ice	Y / N
Sealed Cooler	Y / N
Samples Intact	Y / N

Additional Comments:

Sampler Name: Eric Mickelson

Sampler Signature: Eric Mickelson Date: 12/7/11

Distribution: WHITE - Fully Executed Copy YELLOW - Receiving Laboratory Copy PINK - Shipper GOLDENROD - Sampler Copy

REV. 01.04.1

CONESTOGA-ROVERS & ASSOCIATES

CHAIN-OF-CUSTODY / Analytical Request Document

The Chain-of-Custody is a LEGAL DOCUMENT. All relevant fields must be completed accurately.

ID # Nº D 9990

SSOW Ref. Code: 17324-SOW-T07-015

Required Client Information:

Company: CRA, Inc.	Report To: Mike Richardson
Address: 14496 Sheldon Rd.	Copy To:
Suite 200	Invoice To:
Plymouth, MI 48170	P.O.:
Phone: 734-453-5123	Project Name: RACER-Muncie, IN
Fax: 734-453-5201	Project Number: 17324-T07
Email:	

Laboratory:	Test America
Laboratory Location:	N. Canton, OH
Laboratory Contact:	D. Heckler
Requested Due Date:	TAT: STD
QA/QC Requirements:	

Valid Matrix Codes: WG Groundwater; WB Borehole Water; WS Surface Water; SO Soil; SE Sediment; See Back for Additional Codes

Analysis and Method

Sample Identification:	Matrix Code	Date Collected	Time Collected	# Containers	Preservative: Unpreserved	HCl	H2SO4	HNO3	NaOH	Other:	TCL VOC's	TCL PCB's	TCL SVOC's	TAL Metal's	Remarks/Lab ID
GW-17324-120711-EM-016	WG	12/7/11	1450	19	X	X		X			X	X	X	X	MS/MSD
-017			0940	3		X					X				
-018			1050	3		X					X				
-019			1225	3		X					X				
-020			1415	5	X	X					X	X			
-021			1450	5	X	X					X	X			
-022			1540	3		X					X				
-023			1640	3		X					X				
-024			1720	5	X	X					X	X			
-025			1735	3		X					X				
TB-17324-120711-EM	WQ	12/7/11	—	1		X					X				

TOTAL NUMBER OF CONTAINERS

SHIPMENT METHOD	NO. OF COOLERS	RELINQUISHED BY / AFFILIATION	DATE	TIME	RECEIVED BY / AFFILIATION	DATE	TIME
Fed Ex	3	Eric Mickelson / CRA	12/7/11	1800		12/8/11	0945
AIRBILL NO.							

Sample Condition

Temp in °C	
Received on Ice	Y / N
Sealed Cooler	Y / N
Samples Intact	Y / N

Additional Comments:

Sampler Name: Eric Mickelson

Sampler Signature: Eric Mickelson Date: 12/7/11

Distribution: WHITE - Fully Executed Copy; YELLOW - Receiving Laboratory Copy; PINK - Shipper; GOLDENROD - Sampler Copy

REV. 01 (04)

TestAmerica Cooler Receipt Form/Narrative **Lot Number:** 6646
North Canton Facility

Client CRA Project RACER MUNCIE By: (Signature)
Cooler Received on 12-8-11 Opened on 12-8-11
FedEx UPS DHL FAS Stetson Client Drop Off TestAmerica Courier Other
TestAmerica Cooler # Multiple Coolers Foam Box Client Cooler Other

1. Were custody seals on the outside of the cooler(s)? Yes (No) Intact? Yes No (NA)
   If YES, Quantity Quantity Unsalvageable
   Were custody seals on the outside of cooler(s) signed and dated? Yes No (NA)
   Were custody seals on the bottle(s)? Yes (No)
   If YES, are there any exceptions?
2. Shippers' packing slip attached to the cooler(s)? (Yes) No
3. Did custody papers accompany the sample(s)? (Yes) No Relinquished by client? (Yes) No
4. Were the custody papers signed in the appropriate place? (Yes) No
5. Packing material used: (Bubble Wrap) Foam None Other
6. Cooler temperature upon receipt °C (See back of form for multiple coolers/temps
   METHOD: (IR) Other
   COOLANT: (Wet Ice) Blue Ice Dry Ice Water None
7. Did all bottles arrive in good condition (Unbroken)? (Yes) No
8. Could all bottle labels be reconciled with the COC? (Yes) No
9. Were sample(s) at the correct pH upon receipt? (Yes) No NA
10. Were correct bottle(s) used for the test(s) indicated? (Yes) No
11. Were air bubbles >6 mm in any VOA vials? Yes (No) NA
12. Sufficient quantity received to perform indicated analyses? (Yes) No
13. Was a trip blank present in the cooler(s)? (Yes) No Were VOAs on the COC? (Yes) No

Contacted PM Date by via Verbal Voice Mail Other
Concerning

14. CHAIN OF CUSTODY

The following discrepancies occurred:

15. SAMPLE CONDITION

Sample(s) were received after the recommended holding time had expired.
Sample(s) were received in a broken container.
Sample(s) were received with bubble >6 mm in diameter. (Notify PM)

16. SAMPLE PRESERVATION

Sample(s) were further preserved in Sample Receiving to meet recommended pH level(s). *Nitric Acid Lot# 110410-HNO_3; Sulfuric Acid Lot# 041911-H_2SO_4; Sodium Hydroxide Lot# 121809 -NaOH; Hydrochloric Acid Lot# 041911-HCl; Sodium Hydroxide and Zinc Acetate Lot#* 100108-$(CH_3COO)_2ZN$/NaOH. What time was preserved added to sample(s)?

Client ID	pH	Date	Initials
016	<2 <2	12-8-11	AB

TestAmerica Cooler Receipt Form/Narrative
North Canton Facility

Client ID	pH	Date	Initials

Cooler #	Temp. °C	Method	Coolant
5222	3.1	IR	ice
A528	2.6	1	1
A969	2.8		

Discrepancies Cont'd:

Login Sample Receipt Checklist

Client: Conestoga-Rovers & Associates, Inc.

Job Number: 240-6646-1

Login Number: 6646

List Source: TestAmerica North Canton

List Number: 1

Creator: Sutek, Nick

Question	Answer	Comment
Radioactivity either was not measured or, if measured, is at or below background	N/A	
The cooler's custody seal, if present, is intact.	True	
The cooler or samples do not appear to have been compromised or tampered with.	True	
Samples were received on ice.	True	
Cooler Temperature is acceptable.	True	
Cooler Temperature is recorded.	True	3.1/2.6/2.8
COC is present.	True	
COC is filled out in ink and legible.	True	
COC is filled out with all pertinent information.	True	
Is the Field Sampler's name present on COC?	True	
There are no discrepancies between the sample IDs on the containers and the COC.	True	
Samples are received within Holding Time.	True	
Sample containers have legible labels.	True	
Containers are not broken or leaking.	True	
Sample collection date/times are provided.	True	
Appropriate sample containers are used.	True	
Sample bottles are completely filled.	True	
Sample Preservation Verified.	True	
There is sufficient vol. for all requested analyses, incl. any requested MS/MSDs	True	
VOA sample vials do not have headspace or bubble is <6mm (1/4") in diameter.	True	
Multiphasic samples are not present.	True	
Samples do not require splitting or compositing.	True	
Residual Chlorine Checked.	N/A	

TestAmerica

THE LEADER IN ENVIRONMENTAL TESTING

ANALYTICAL REPORT

TestAmerica Laboratories, Inc.
TestAmerica North Canton
4101 Shuffel Street NW
North Canton, OH 44720
Tel: (330)497-9396

TestAmerica Job ID: 240-6710-1
Client Project/Site: 17324-T07, RACER Former MTM

For:
Conestoga-Rovers & Associates, Inc.
6520 Corporate Drive
Indianapolis, Indiana 46278

Attn: Mr. Michael Richardson

Denise D Heckler

Authorized for release by:
12/28/2011 9:27:33 AM

Denise Heckler
Project Manager II
denise.heckler@testamericainc.com

This report has been electronically signed and authorized by the signatory. Electronic signature is intended to be the legally binding equivalent of a traditionally handwritten signature.

Results relate only to the items tested and the sample(s) as received by the laboratory.

LINKS

Review your project results through TotalAccess

Have a Question? Ask The Expert

Visit us at: www.testamericainc.com

Table of Contents

Cover Page 1
Table of Contents 2
Definitions/Glossary 3
Case Narrative 4
Method Summary 6
Sample Summary 7
Detection Summary 8
Client Sample Results 9
Surrogate Summary 29
QC Sample Results 30
QC Association Summary 44
Lab Chronicle 45
Certification Summary 47
Chain of Custody 48
Receipt Checklists 51

Client: Conestoga-Rovers & Associates, Inc.
Project/Site: 17324-T07, RACER Former MTM

TestAmerica Job ID: 240-6710-1

Qualifiers

GC/MS VOA

Qualifier	Qualifier Description
U	Indicates the analyte was analyzed for but not detected.
*	LCS or LCSD exceeds the control limits
J	Result is less than the RL but greater than or equal to the MDL and the concentration is an approximate value.
E	Result exceeded calibration range.

GC Semi VOA

Qualifier	Qualifier Description
*	LCS or LCSD exceeds the control limits
U	Indicates the analyte was analyzed for but not detected.

Glossary

Abbreviation	These commonly used abbreviations may or may not be present in this report.
☼	Listed under the "D" column to designate that the result is reported on a dry weight basis
%R	Percent Recovery
CNF	Contains no Free Liquid
DL, RA, RE, IN	Indicates a Dilution, Reanalysis, Re-extraction, or additional Initial metals/anion analysis of the sample
EDL	Estimated Detection Limit
EPA	United States Environmental Protection Agency
MDL	Method Detection Limit
ML	Minimum Level (Dioxin)
ND	Not detected at the reporting limit (or MDL or EDL if shown)
PQL	Practical Quantitation Limit
QC	Quality Control
RL	Reporting Limit
RPD	Relative Percent Difference, a measure of the relative difference between two points
TEF	Toxicity Equivalent Factor (Dioxin)
TEQ	Toxicity Equivalent Quotient (Dioxin)

Job ID: 240-6710-1

Laboratory: TestAmerica North Canton

Narrative

CASE NARRATIVE

Client: Conestoga-Rovers & Associates, Inc.

Project: 17324-T07, RACER Former MTM

Report Number: 240-6710-1

With the exceptions noted as flags or footnotes, standard analytical protocols were followed in the analysis of the samples and no problems were encountered or anomalies observed. In addition all laboratory quality control samples were within established control limits, with any exceptions noted below. Each sample was analyzed to achieve the lowest possible reporting limit within the constraints of the method. In some cases, due to interference or analytes present at high concentrations, samples were diluted. For diluted samples, the reporting limits are adjusted relative to the dilution required.

TestAmerica North Canton attests to the validity of the laboratory data generated by TestAmerica facilities reported herein. All analyses performed by TestAmerica facilities were done using established laboratory SOPs that incorporate QA/QC procedures described in the application methods. TestAmerica's operations groups have reviewed the data for compliance with the laboratory QA/QC plan, and data have been found to be compliant with laboratory protocols unless otherwise noted below.

The test results in this report meet all NELAP requirements for parameters for which accreditation is required or available. Any exceptions to NELAP requirements are noted in this report. Pursuant to NELAP, this report may not be reproduced, except in full, without the written approval of the laboratory.

Calculations are performed before rounding to avoid round-off errors in calculated results.

All holding times were met and proper preservation noted for the methods performed on these samples, unless otherwise detailed in the individual sections below.

All solid sample results are reported on an "as received" basis unless otherwise indicated by the presence of a % solids value in the method header.

This laboratory report is confidential and is intended for the sole use of TestAmerica and its client.

RECEIPT

The samples were received on 12/09/2011; the samples arrived in good condition, properly preserved and on ice. The temperature of the coolers at receipt was 4.0 C.

VOLATILE ORGANIC COMPOUNDS (GC-MS)

Samples GW-17324-120811-EM-026 (240-6710-1), GW-17324-120811-EM-027 (240-6710-2), GW-17324-120811-EM-028 (240-6710-3), GW-17324-120811-EM-029 (240-6710-4), GW-17324-120811-EM-030 (240-6710-5), GW-17324-120811-EM-031 (240-6710-6), GW-17324-120811-EM-032 (240-6710-7), GW-17324-120811-EM-033 (240-6710-8), GW-17324-120811-EM-034 (240-6710-9) and TB-17324-120811-EM (240-6710-10) were analyzed for volatile organic compounds (GC-MS) in accordance with EPA SW-846 Method 8260B. The samples were analyzed on 12/15/2011, 12/16/2011, 12/17/2011 and 12/20/2011.

1,1,2,2-Tetrachloroethane failed the recovery criteria high for LCS 240-27185/4.

Sample GW-17324-120811-EM-031 (240-6710-6)[14.28X] required dilution prior to analysis. The reporting limits have been adjusted accordingly.

No other difficulties were encountered during the VOCs analyses.

All other quality control parameters were within the acceptance limits.

Job ID: 240-6710-1 (Continued)

Laboratory: TestAmerica North Canton (Continued)

POLYCHLORINATED BIPHENYLS (PCBS)

Samples GW-17324-120811-EM-026 (240-6710-1) and GW-17324-120811-EM-030 (240-6710-5) were analyzed for polychlorinated biphenyls (PCBs) in accordance with EPA SW-846 Method 8082. The samples were prepared on 12/14/2011 and analyzed on 12/15/2011.

No difficulties were encountered during the PCBs analyses.

All quality control parameters were within the acceptance limits.

Method Summary

Client: Conestoga-Rovers & Associates, Inc.
Project/Site: 17324-T07, RACER Former MTM

TestAmerica Job ID: 240-6710-1

Method	Method Description	Protocol	Laboratory
8260B	Volatile Organic Compounds (GC/MS)	SW846	TAL NC
8082	Polychlorinated Biphenyls (PCBs) by Gas Chromatography	SW846	TAL NC

Protocol References:

SW846 = "Test Methods For Evaluating Solid Waste, Physical/Chemical Methods", Third Edition, November 1986 And Its Updates.

Laboratory References:

TAL NC = TestAmerica North Canton, 4101 Shuffel Street NW, North Canton, OH 44720, TEL (330)497-9396

Sample Summary

Client: Conestoga-Rovers & Associates, Inc.
Project/Site: 17324-T07, RACER Former MTM

TestAmerica Job ID: 240-6710-1

Lab Sample ID	Client Sample ID	Matrix	Collected	Received
240-6710-1	GW-17324-120811-EM-026	Water	12/08/11 11:00	12/09/11 09:30
240-6710-2	GW-17324-120811-EM-027	Water	12/08/11 12:45	12/09/11 09:30
240-6710-3	GW-17324-120811-EM-028	Water	12/08/11 13:15	12/09/11 09:30
240-6710-4	GW-17324-120811-EM-029	Water	12/08/11 14:10	12/09/11 09:30
240-6710-5	GW-17324-120811-EM-030	Water	12/08/11 15:40	12/09/11 09:30
240-6710-6	GW-17324-120811-EM-031	Water	12/08/11 15:45	12/09/11 09:30
240-6710-7	GW-17324-120811-EM-032	Water	12/08/11 17:15	12/09/11 09:30
240-6710-8	GW-17324-120811-EM-033	Water	12/08/11 17:25	12/09/11 09:30
240-6710-9	GW-17324-120811-EM-034	Water	12/08/11 17:35	12/09/11 09:30
240-6710-10	TB-17324-120811-EM	Water	12/08/11 00:00	12/09/11 09:30

Detection Summary

Client: Conestoga-Rovers & Associates, Inc.
Project/Site: 17324-T07, RACER Former MTM

TestAmerica Job ID: 240-6710-1

Client Sample ID: GW-17324-120811-EM-026 — Lab Sample ID: 240-6710-1

Analyte	Result	Qualifier	RL	MDL	Unit	Dil Fac	D	Method	Prep Type
Trichloroethene	3.0		1.0	0.17	ug/L	1		8260B	Total/NA

Client Sample ID: GW-17324-120811-EM-027 — Lab Sample ID: 240-6710-2

Analyte	Result	Qualifier	RL	MDL	Unit	Dil Fac	D	Method	Prep Type
1,1-Dichloroethane	1.7		1.0	0.15	ug/L	1		8260B	Total/NA
Trichloroethene	1.3		1.0	0.17	ug/L	1		8260B	Total/NA

Client Sample ID: GW-17324-120811-EM-028 — Lab Sample ID: 240-6710-3

Analyte	Result	Qualifier	RL	MDL	Unit	Dil Fac	D	Method	Prep Type
Acetone	14		10	1.1	ug/L	1		8260B	Total/NA
Carbon disulfide	0.38	J	1.0	0.13	ug/L	1		8260B	Total/NA
Trichloroethene	0.68	J	1.0	0.17	ug/L	1		8260B	Total/NA
Cyclohexane	1.0		1.0	0.12	ug/L	1		8260B	Total/NA
Methylcyclohexane	0.60	J	1.0	0.13	ug/L	1		8260B	Total/NA

Client Sample ID: GW-17324-120811-EM-029 — Lab Sample ID: 240-6710-4

No Detections

Client Sample ID: GW-17324-120811-EM-030 — Lab Sample ID: 240-6710-5

Analyte	Result	Qualifier	RL	MDL	Unit	Dil Fac	D	Method	Prep Type
1,1-Dichloroethane	3.8		1.0	0.15	ug/L	1		8260B	Total/NA
Trichloroethene	0.36	J	1.0	0.17	ug/L	1		8260B	Total/NA
Dichlorodifluoromethane	0.57	J	1.0	0.31	ug/L	1		8260B	Total/NA

Client Sample ID: GW-17324-120811-EM-031 — Lab Sample ID: 240-6710-6

Analyte	Result	Qualifier	RL	MDL	Unit	Dil Fac	D	Method	Prep Type
Tetrachloroethene	480		14	4.1	ug/L	14.28		8260B	Total/NA

Client Sample ID: GW-17324-120811-EM-032 — Lab Sample ID: 240-6710-7

Analyte	Result	Qualifier	RL	MDL	Unit	Dil Fac	D	Method	Prep Type
Trichloroethene	0.68	J	1.0	0.17	ug/L	1		8260B	Total/NA

Client Sample ID: GW-17324-120811-EM-033 — Lab Sample ID: 240-6710-8

Analyte	Result	Qualifier	RL	MDL	Unit	Dil Fac	D	Method	Prep Type
Trichloroethene	0.68	J	1.0	0.17	ug/L	1		8260B	Total/NA

Client Sample ID: GW-17324-120811-EM-034 — Lab Sample ID: 240-6710-9

Analyte	Result	Qualifier	RL	MDL	Unit	Dil Fac	D	Method	Prep Type
Tetrachloroethene	19		1.0	0.29	ug/L	1		8260B	Total/NA

Client Sample ID: TB-17324-120811-EM — Lab Sample ID: 240-6710-10

Analyte	Result	Qualifier	RL	MDL	Unit	Dil Fac	D	Method	Prep Type
Acetone	3.3	J	10	1.1	ug/L	1		8260B	Total/NA

Client: Conestoga-Rovers & Associates, Inc.
Project/Site: 17324-T07, RACER Former MTM

TestAmerica Job ID: 240-6710-1

Client Sample ID: GW-17324-120811-EM-026
Date Collected: 12/08/11 11:00
Date Received: 12/09/11 09:30

Lab Sample ID: 240-6710-1
Matrix: Water

Method: 8260B - Volatile Organic Compounds (GC/MS)

Analyte	Result	Qualifier	RL	MDL	Unit	D	Prepared	Analyzed	Dil Fac
Acetone	10	U	10	1.1	ug/L			12/16/11 14:35	1
Benzene	1.0	U	1.0	0.13	ug/L			12/16/11 14:35	1
Dichlorobromomethane	1.0	U	1.0	0.15	ug/L			12/16/11 14:35	1
Bromoform	1.0	U	1.0	0.64	ug/L			12/16/11 14:35	1
Bromomethane	1.0	U	1.0	0.41	ug/L			12/16/11 14:35	1
2-Butanone (MEK)	10	U	10	0.57	ug/L			12/16/11 14:35	1
Carbon disulfide	1.0	U	1.0	0.13	ug/L			12/16/11 14:35	1
Carbon tetrachloride	1.0	U	1.0	0.13	ug/L			12/16/11 14:35	1
Chlorobenzene	1.0	U	1.0	0.15	ug/L			12/16/11 14:35	1
Chloroethane	1.0	U	1.0	0.29	ug/L			12/16/11 14:35	1
Chloroform	1.0	U	1.0	0.16	ug/L			12/16/11 14:35	1
Chloromethane	1.0	U	1.0	0.30	ug/L			12/16/11 14:35	1
1,1-Dichloroethane	1.0	U	1.0	0.15	ug/L			12/16/11 14:35	1
1,2-Dichloroethane	1.0	U	1.0	0.22	ug/L			12/16/11 14:35	1
1,1-Dichloroethene	1.0	U	1.0	0.19	ug/L			12/16/11 14:35	1
1,2-Dichloropropane	1.0	U	1.0	0.18	ug/L			12/16/11 14:35	1
cis-1,3-Dichloropropene	1.0	U	1.0	0.14	ug/L			12/16/11 14:35	1
trans-1,3-Dichloropropene	1.0	U	1.0	0.19	ug/L			12/16/11 14:35	1
Ethylbenzene	1.0	U	1.0	0.17	ug/L			12/16/11 14:35	1
2-Hexanone	10	U	10	0.41	ug/L			12/16/11 14:35	1
Methylene Chloride	1.0	U	1.0	0.33	ug/L			12/16/11 14:35	1
4-Methyl-2-pentanone (MIBK)	10	U	10	0.32	ug/L			12/16/11 14:35	1
Styrene	1.0	U	1.0	0.11	ug/L			12/16/11 14:35	1
1,1,2,2-Tetrachloroethane	1.0	U *	1.0	0.18	ug/L			12/16/11 14:35	1
Tetrachloroethene	1.0	U	1.0	0.29	ug/L			12/16/11 14:35	1
Toluene	1.0	U	1.0	0.13	ug/L			12/16/11 14:35	1
Trichloroethene	**3.0**		1.0	0.17	ug/L			12/16/11 14:35	1
Vinyl chloride	1.0	U	1.0	0.22	ug/L			12/16/11 14:35	1
Xylenes, Total	2.0	U	2.0	0.28	ug/L			12/16/11 14:35	1
1,1,1-Trichloroethane	1.0	U	1.0	0.22	ug/L			12/16/11 14:35	1
1,1,2-Trichloroethane	1.0	U	1.0	0.27	ug/L			12/16/11 14:35	1
Cyclohexane	1.0	U	1.0	0.12	ug/L			12/16/11 14:35	1
1,2-Dibromo-3-Chloropropane	2.0	U	2.0	0.67	ug/L			12/16/11 14:35	1
Ethylene Dibromide	1.0	U	1.0	0.24	ug/L			12/16/11 14:35	1
Dichlorodifluoromethane	1.0	U	1.0	0.31	ug/L			12/16/11 14:35	1
cis-1,2-Dichloroethene	1.0	U	1.0	0.17	ug/L			12/16/11 14:35	1
trans-1,2-Dichloroethene	1.0	U	1.0	0.19	ug/L			12/16/11 14:35	1
Isopropylbenzene	1.0	U	1.0	0.13	ug/L			12/16/11 14:35	1
Methyl acetate	10	U	10	0.38	ug/L			12/16/11 14:35	1
Methyl tert-butyl ether	5.0	U	5.0	0.17	ug/L			12/16/11 14:35	1
1,1,2-Trichloro-1,2,2-trifluoroethane	1.0	U	1.0	0.28	ug/L			12/16/11 14:35	1
1,2,4-Trichlorobenzene	1.0	U	1.0	0.15	ug/L			12/16/11 14:35	1
1,2-Dichlorobenzene	1.0	U	1.0	0.13	ug/L			12/16/11 14:35	1
1,3-Dichlorobenzene	1.0	U	1.0	0.14	ug/L			12/16/11 14:35	1
1,4-Dichlorobenzene	1.0	U	1.0	0.13	ug/L			12/16/11 14:35	1
Trichlorofluoromethane	1.0	U	1.0	0.21	ug/L			12/16/11 14:35	1
Chlorodibromomethane	1.0	U	1.0	0.18	ug/L			12/16/11 14:35	1
Methylcyclohexane	1.0	U	1.0	0.13	ug/L			12/16/11 14:35	1

Client: Conestoga-Rovers & Associates, Inc.
Project/Site: 17324-T07, RACER Former MTM

TestAmerica Job ID: 240-6710-1

Client Sample ID: GW-17324-120811-EM-026
Date Collected: 12/08/11 11:00
Date Received: 12/09/11 09:30

Lab Sample ID: 240-6710-1
Matrix: Water

Surrogate	*%Recovery*	*Qualifier*	*Limits*	*Prepared*	*Analyzed*	*Dil Fac*
1,2-Dichloroethane-d4 (Surr)	*110*		*63 - 129*		*12/16/11 14:35*	*1*
4-Bromofluorobenzene (Surr)	*85*		*66 - 117*		*12/16/11 14:35*	*1*
Toluene-d8 (Surr)	*89*		*74 - 115*		*12/16/11 14:35*	*1*
Dibromofluoromethane (Surr)	*100*		*75 - 121*		*12/16/11 14:35*	*1*

Method: 8082 - Polychlorinated Biphenyls (PCBs) by Gas Chromatography

Analyte	Result	Qualifier	RL	MDL	Unit	D	Prepared	Analyzed	Dil Fac
Aroclor-1016	0.48	U *	0.48	0.16	ug/L		12/14/11 08:23	12/15/11 12:31	1
Aroclor-1221	0.48	U	0.48	0.12	ug/L		12/14/11 08:23	12/15/11 12:31	1
Aroclor-1232	0.48	U	0.48	0.15	ug/L		12/14/11 08:23	12/15/11 12:31	1
Aroclor-1242	0.48	U	0.48	0.21	ug/L		12/14/11 08:23	12/15/11 12:31	1
Aroclor-1248	0.48	U	0.48	0.095	ug/L		12/14/11 08:23	12/15/11 12:31	1
Aroclor-1254	0.48	U	0.48	0.15	ug/L		12/14/11 08:23	12/15/11 12:31	1
Aroclor-1260	0.48	U	0.48	0.16	ug/L		12/14/11 08:23	12/15/11 12:31	1

Surrogate	*%Recovery*	*Qualifier*	*Limits*	*Prepared*	*Analyzed*	*Dil Fac*
Tetrachloro-m-xylene	*92*		*35 - 137*	*12/14/11 08:23*	*12/15/11 12:31*	*1*
DCB Decachlorobiphenyl	*49*		*10 - 140*	*12/14/11 08:23*	*12/15/11 12:31*	*1*

Client: Conestoga-Rovers & Associates, Inc.
Project/Site: 17324-T07, RACER Former MTM

TestAmerica Job ID: 240-6710-1

Client Sample ID: GW-17324-120811-EM-027
Date Collected: 12/08/11 12:45
Date Received: 12/09/11 09:30

Lab Sample ID: 240-6710-2
Matrix: Water

Method: 8260B - Volatile Organic Compounds (GC/MS)

Analyte	Result	Qualifier	RL	MDL	Unit	D	Prepared	Analyzed	Dil Fac
Acetone	10	U	10	1.1	ug/L			12/15/11 22:26	1
Benzene	1.0	U	1.0	0.13	ug/L			12/15/11 22:26	1
Dichlorobromomethane	1.0	U	1.0	0.15	ug/L			12/15/11 22:26	1
Bromoform	1.0	U	1.0	0.64	ug/L			12/15/11 22:26	1
Bromomethane	1.0	U	1.0	0.41	ug/L			12/15/11 22:26	1
2-Butanone (MEK)	10	U	10	0.57	ug/L			12/15/11 22:26	1
Carbon disulfide	1.0	U	1.0	0.13	ug/L			12/15/11 22:26	1
Carbon tetrachloride	1.0	U	1.0	0.13	ug/L			12/15/11 22:26	1
Chlorobenzene	1.0	U	1.0	0.15	ug/L			12/15/11 22:26	1
Chloroethane	1.0	U	1.0	0.29	ug/L			12/15/11 22:26	1
Chloroform	1.0	U	1.0	0.16	ug/L			12/15/11 22:26	1
Chloromethane	1.0	U	1.0	0.30	ug/L			12/15/11 22:26	1
1,1-Dichloroethane	**1.7**		1.0	0.15	ug/L			12/15/11 22:26	1
1,2-Dichloroethane	1.0	U	1.0	0.22	ug/L			12/15/11 22:26	1
1,1-Dichloroethene	1.0	U	1.0	0.19	ug/L			12/15/11 22:26	1
1,2-Dichloropropane	1.0	U	1.0	0.18	ug/L			12/15/11 22:26	1
cis-1,3-Dichloropropene	1.0	U	1.0	0.14	ug/L			12/15/11 22:26	1
trans-1,3-Dichloropropene	1.0	U	1.0	0.19	ug/L			12/15/11 22:26	1
Ethylbenzene	1.0	U	1.0	0.17	ug/L			12/15/11 22:26	1
2-Hexanone	10	U	10	0.41	ug/L			12/15/11 22:26	1
Methylene Chloride	1.0	U	1.0	0.33	ug/L			12/15/11 22:26	1
4-Methyl-2-pentanone (MIBK)	10	U	10	0.32	ug/L			12/15/11 22:26	1
Styrene	1.0	U	1.0	0.11	ug/L			12/15/11 22:26	1
1,1,2,2-Tetrachloroethane	1.0	U	1.0	0.18	ug/L			12/15/11 22:26	1
Tetrachloroethene	1.0	U	1.0	0.29	ug/L			12/15/11 22:26	1
Toluene	1.0	U	1.0	0.13	ug/L			12/15/11 22:26	1
Trichloroethene	**1.3**		1.0	0.17	ug/L			12/15/11 22:26	1
Vinyl chloride	1.0	U	1.0	0.22	ug/L			12/15/11 22:26	1
Xylenes, Total	2.0	U	2.0	0.28	ug/L			12/15/11 22:26	1
1,1,1-Trichloroethane	1.0	U	1.0	0.22	ug/L			12/15/11 22:26	1
1,1,2-Trichloroethane	1.0	U	1.0	0.27	ug/L			12/15/11 22:26	1
Cyclohexane	1.0	U	1.0	0.12	ug/L			12/15/11 22:26	1
1,2-Dibromo-3-Chloropropane	2.0	U	2.0	0.67	ug/L			12/15/11 22:26	1
Ethylene Dibromide	1.0	U	1.0	0.24	ug/L			12/15/11 22:26	1
Dichlorodifluoromethane	1.0	U	1.0	0.31	ug/L			12/15/11 22:26	1
cis-1,2-Dichloroethene	1.0	U	1.0	0.17	ug/L			12/15/11 22:26	1
trans-1,2-Dichloroethene	1.0	U	1.0	0.19	ug/L			12/15/11 22:26	1
Isopropylbenzene	1.0	U	1.0	0.13	ug/L			12/15/11 22:26	1
Methyl acetate	10	U	10	0.38	ug/L			12/15/11 22:26	1
Methyl tert-butyl ether	5.0	U	5.0	0.17	ug/L			12/15/11 22:26	1
1,1,2-Trichloro-1,2,2-trifluoroethane	1.0	U	1.0	0.28	ug/L			12/15/11 22:26	1
1,2,4-Trichlorobenzene	1.0	U	1.0	0.15	ug/L			12/15/11 22:26	1
1,2-Dichlorobenzene	1.0	U	1.0	0.13	ug/L			12/15/11 22:26	1
1,3-Dichlorobenzene	1.0	U	1.0	0.14	ug/L			12/15/11 22:26	1
1,4-Dichlorobenzene	1.0	U	1.0	0.13	ug/L			12/15/11 22:26	1
Trichlorofluoromethane	1.0	U	1.0	0.21	ug/L			12/15/11 22:26	1
Chlorodibromomethane	1.0	U	1.0	0.18	ug/L			12/15/11 22:26	1
Methylcyclohexane	1.0	U	1.0	0.13	ug/L			12/15/11 22:26	1

Client: Conestoga-Rovers & Associates, Inc.
Project/Site: 17324-T07, RACER Former MTM

TestAmerica Job ID: 240-6710-1

Client Sample ID: GW-17324-120811-EM-027
Date Collected: 12/08/11 12:45
Date Received: 12/09/11 09:30

Lab Sample ID: 240-6710-2
Matrix: Water

Surrogate	%Recovery	Qualifier	Limits	Prepared	Analyzed	Dil Fac
1,2-Dichloroethane-d4 (Surr)	120		63 - 129		12/15/11 22:26	1
4-Bromofluorobenzene (Surr)	95		66 - 117		12/15/11 22:26	1
Toluene-d8 (Surr)	87		74 - 115		12/15/11 22:26	1
Dibromofluoromethane (Surr)	108		75 - 121		12/15/11 22:26	1

Client: Conestoga-Rovers & Associates, Inc.
Project/Site: 17324-T07, RACER Former MTM

TestAmerica Job ID: 240-6710-1

Client Sample ID: GW-17324-120811-EM-028
Date Collected: 12/08/11 13:15
Date Received: 12/09/11 09:30

Lab Sample ID: 240-6710-3
Matrix: Water

Method: 8260B - Volatile Organic Compounds (GC/MS)

Analyte	Result	Qualifier	RL	MDL	Unit	D	Prepared	Analyzed	Dil Fac
Acetone	**14**		10	1.1	ug/L			12/15/11 22:49	1
Benzene	1.0	U	1.0	0.13	ug/L			12/15/11 22:49	1
Dichlorobromomethane	1.0	U	1.0	0.15	ug/L			12/15/11 22:49	1
Bromoform	1.0	U	1.0	0.64	ug/L			12/15/11 22:49	1
Bromomethane	1.0	U	1.0	0.41	ug/L			12/15/11 22:49	1
2-Butanone (MEK)	10	U	10	0.57	ug/L			12/15/11 22:49	1
Carbon disulfide	**0.38**	**J**	1.0	0.13	ug/L			12/15/11 22:49	1
Carbon tetrachloride	1.0	U	1.0	0.13	ug/L			12/15/11 22:49	1
Chlorobenzene	1.0	U	1.0	0.15	ug/L			12/15/11 22:49	1
Chloroethane	1.0	U	1.0	0.29	ug/L			12/15/11 22:49	1
Chloroform	1.0	U	1.0	0.16	ug/L			12/15/11 22:49	1
Chloromethane	1.0	U	1.0	0.30	ug/L			12/15/11 22:49	1
1,1-Dichloroethane	1.0	U	1.0	0.15	ug/L			12/15/11 22:49	1
1,2-Dichloroethane	1.0	U	1.0	0.22	ug/L			12/15/11 22:49	1
1,1-Dichloroethene	1.0	U	1.0	0.19	ug/L			12/15/11 22:49	1
1,2-Dichloropropane	1.0	U	1.0	0.18	ug/L			12/15/11 22:49	1
cis-1,3-Dichloropropene	1.0	U	1.0	0.14	ug/L			12/15/11 22:49	1
trans-1,3-Dichloropropene	1.0	U	1.0	0.19	ug/L			12/15/11 22:49	1
Ethylbenzene	1.0	U	1.0	0.17	ug/L			12/15/11 22:49	1
2-Hexanone	10	U	10	0.41	ug/L			12/15/11 22:49	1
Methylene Chloride	1.0	U	1.0	0.33	ug/L			12/15/11 22:49	1
4-Methyl-2-pentanone (MIBK)	10	U	10	0.32	ug/L			12/15/11 22:49	1
Styrene	1.0	U	1.0	0.11	ug/L			12/15/11 22:49	1
1,1,2,2-Tetrachloroethane	1.0	U	1.0	0.18	ug/L			12/15/11 22:49	1
Tetrachloroethene	1.0	U	1.0	0.29	ug/L			12/15/11 22:49	1
Toluene	1.0	U	1.0	0.13	ug/L			12/15/11 22:49	1
Trichloroethene	**0.68**	**J**	1.0	0.17	ug/L			12/15/11 22:49	1
Vinyl chloride	1.0	U	1.0	0.22	ug/L			12/15/11 22:49	1
Xylenes, Total	2.0	U	2.0	0.28	ug/L			12/15/11 22:49	1
1,1,1-Trichloroethane	1.0	U	1.0	0.22	ug/L			12/15/11 22:49	1
1,1,2-Trichloroethane	1.0	U	1.0	0.27	ug/L			12/15/11 22:49	1
Cyclohexane	**1.0**		1.0	0.12	ug/L			12/15/11 22:49	1
1,2-Dibromo-3-Chloropropane	2.0	U	2.0	0.67	ug/L			12/15/11 22:49	1
Ethylene Dibromide	1.0	U	1.0	0.24	ug/L			12/15/11 22:49	1
Dichlorodifluoromethane	1.0	U	1.0	0.31	ug/L			12/15/11 22:49	1
cis-1,2-Dichloroethene	1.0	U	1.0	0.17	ug/L			12/15/11 22:49	1
trans-1,2-Dichloroethene	1.0	U	1.0	0.19	ug/L			12/15/11 22:49	1
Isopropylbenzene	1.0	U	1.0	0.13	ug/L			12/15/11 22:49	1
Methyl acetate	10	U	10	0.38	ug/L			12/15/11 22:49	1
Methyl tert-butyl ether	5.0	U	5.0	0.17	ug/L			12/15/11 22:49	1
1,1,2-Trichloro-1,2,2-trifluoroethane	1.0	U	1.0	0.28	ug/L			12/15/11 22:49	1
1,2,4-Trichlorobenzene	1.0	U	1.0	0.15	ug/L			12/15/11 22:49	1
1,2-Dichlorobenzene	1.0	U	1.0	0.13	ug/L			12/15/11 22:49	1
1,3-Dichlorobenzene	1.0	U	1.0	0.14	ug/L			12/15/11 22:49	1
1,4-Dichlorobenzene	1.0	U	1.0	0.13	ug/L			12/15/11 22:49	1
Trichlorofluoromethane	1.0	U	1.0	0.21	ug/L			12/15/11 22:49	1
Chlorodibromomethane	1.0	U	1.0	0.18	ug/L			12/15/11 22:49	1
Methylcyclohexane	**0.60**	**J**	1.0	0.13	ug/L			12/15/11 22:49	1

Client: Conestoga-Rovers & Associates, Inc.
Project/Site: 17324-T07, RACER Former MTM

TestAmerica Job ID: 240-6710-1

Client Sample ID: GW-17324-120811-EM-028
Date Collected: 12/08/11 13:15
Date Received: 12/09/11 09:30

Lab Sample ID: 240-6710-3
Matrix: Water

Surrogate	%Recovery	Qualifier	Limits	Prepared	Analyzed	Dil Fac
1,2-Dichloroethane-d4 (Surr)	102		63 - 129		12/15/11 22:49	1
4-Bromofluorobenzene (Surr)	108		66 - 117		12/15/11 22:49	1
Toluene-d8 (Surr)	115		74 - 115		12/15/11 22:49	1
Dibromofluoromethane (Surr)	90		75 - 121		12/15/11 22:49	1

Client: Conestoga-Rovers & Associates, Inc.
Project/Site: 17324-T07, RACER Former MTM

TestAmerica Job ID: 240-6710-1

Client Sample ID: GW-17324-120811-EM-029
Date Collected: 12/08/11 14:10
Date Received: 12/09/11 09:30

Lab Sample ID: 240-6710-4
Matrix: Water

Method: 8260B - Volatile Organic Compounds (GC/MS)

Analyte	Result	Qualifier	RL	MDL	Unit	D	Prepared	Analyzed	Dil Fac
Acetone	10	U	10	1.1	ug/L			12/15/11 23:12	1
Benzene	1.0	U	1.0	0.13	ug/L			12/15/11 23:12	1
Dichlorobromomethane	1.0	U	1.0	0.15	ug/L			12/15/11 23:12	1
Bromoform	1.0	U	1.0	0.64	ug/L			12/15/11 23:12	1
Bromomethane	1.0	U	1.0	0.41	ug/L			12/15/11 23:12	1
2-Butanone (MEK)	10	U	10	0.57	ug/L			12/15/11 23:12	1
Carbon disulfide	1.0	U	1.0	0.13	ug/L			12/15/11 23:12	1
Carbon tetrachloride	1.0	U	1.0	0.13	ug/L			12/15/11 23:12	1
Chlorobenzene	1.0	U	1.0	0.15	ug/L			12/15/11 23:12	1
Chloroethane	1.0	U	1.0	0.29	ug/L			12/15/11 23:12	1
Chloroform	1.0	U	1.0	0.16	ug/L			12/15/11 23:12	1
Chloromethane	1.0	U	1.0	0.30	ug/L			12/15/11 23:12	1
1,1-Dichloroethane	1.0	U	1.0	0.15	ug/L			12/15/11 23:12	1
1,2-Dichloroethane	1.0	U	1.0	0.22	ug/L			12/15/11 23:12	1
1,1-Dichloroethene	1.0	U	1.0	0.19	ug/L			12/15/11 23:12	1
1,2-Dichloropropane	1.0	U	1.0	0.18	ug/L			12/15/11 23:12	1
cis-1,3-Dichloropropene	1.0	U	1.0	0.14	ug/L			12/15/11 23:12	1
trans-1,3-Dichloropropene	1.0	U	1.0	0.19	ug/L			12/15/11 23:12	1
Ethylbenzene	1.0	U	1.0	0.17	ug/L			12/15/11 23:12	1
2-Hexanone	10	U	10	0.41	ug/L			12/15/11 23:12	1
Methylene Chloride	1.0	U	1.0	0.33	ug/L			12/15/11 23:12	1
4-Methyl-2-pentanone (MIBK)	10	U	10	0.32	ug/L			12/15/11 23:12	1
Styrene	1.0	U	1.0	0.11	ug/L			12/15/11 23:12	1
1,1,2,2-Tetrachloroethane	1.0	U	1.0	0.18	ug/L			12/15/11 23:12	1
Tetrachloroethene	1.0	U	1.0	0.29	ug/L			12/15/11 23:12	1
Toluene	1.0	U	1.0	0.13	ug/L			12/15/11 23:12	1
Trichloroethene	1.0	U	1.0	0.17	ug/L			12/15/11 23:12	1
Vinyl chloride	1.0	U	1.0	0.22	ug/L			12/15/11 23:12	1
Xylenes, Total	2.0	U	2.0	0.28	ug/L			12/15/11 23:12	1
1,1,1-Trichloroethane	1.0	U	1.0	0.22	ug/L			12/15/11 23:12	1
1,1,2-Trichloroethane	1.0	U	1.0	0.27	ug/L			12/15/11 23:12	1
Cyclohexane	1.0	U	1.0	0.12	ug/L			12/15/11 23:12	1
1,2-Dibromo-3-Chloropropane	2.0	U	2.0	0.67	ug/L			12/15/11 23:12	1
Ethylene Dibromide	1.0	U	1.0	0.24	ug/L			12/15/11 23:12	1
Dichlorodifluoromethane	1.0	U	1.0	0.31	ug/L			12/15/11 23:12	1
cis-1,2-Dichloroethene	1.0	U	1.0	0.17	ug/L			12/15/11 23:12	1
trans-1,2-Dichloroethene	1.0	U	1.0	0.19	ug/L			12/15/11 23:12	1
Isopropylbenzene	1.0	U	1.0	0.13	ug/L			12/15/11 23:12	1
Methyl acetate	10	U	10	0.38	ug/L			12/15/11 23:12	1
Methyl tert-butyl ether	5.0	U	5.0	0.17	ug/L			12/15/11 23:12	1
1,1,2-Trichloro-1,2,2-trifluoroethane	1.0	U	1.0	0.28	ug/L			12/15/11 23:12	1
1,2,4-Trichlorobenzene	1.0	U	1.0	0.15	ug/L			12/15/11 23:12	1
1,2-Dichlorobenzene	1.0	U	1.0	0.13	ug/L			12/15/11 23:12	1
1,3-Dichlorobenzene	1.0	U	1.0	0.14	ug/L			12/15/11 23:12	1
1,4-Dichlorobenzene	1.0	U	1.0	0.13	ug/L			12/15/11 23:12	1
Trichlorofluoromethane	1.0	U	1.0	0.21	ug/L			12/15/11 23:12	1
Chlorodibromomethane	1.0	U	1.0	0.18	ug/L			12/15/11 23:12	1
Methylcyclohexane	1.0	U	1.0	0.13	ug/L			12/15/11 23:12	1

Client: Conestoga-Rovers & Associates, Inc.
Project/Site: 17324-T07, RACER Former MTM

TestAmerica Job ID: 240-6710-1

Client Sample ID: GW-17324-120811-EM-029
Date Collected: 12/08/11 14:10
Date Received: 12/09/11 09:30

Lab Sample ID: 240-6710-4
Matrix: Water

Surrogate	%Recovery	Qualifier	Limits	Prepared	Analyzed	Dil Fac
1,2-Dichloroethane-d4 (Surr)	101		63 - 129		12/15/11 23:12	1
4-Bromofluorobenzene (Surr)	94		66 - 117		12/15/11 23:12	1
Toluene-d8 (Surr)	101		74 - 115		12/15/11 23:12	1
Dibromofluoromethane (Surr)	106		75 - 121		12/15/11 23:12	1

Client: Conestoga-Rovers & Associates, Inc.
Project/Site: 17324-T07, RACER Former MTM

TestAmerica Job ID: 240-6710-1

Client Sample ID: GW-17324-120811-EM-030
Date Collected: 12/08/11 15:40
Date Received: 12/09/11 09:30

Lab Sample ID: 240-6710-5
Matrix: Water

Method: 8260B - Volatile Organic Compounds (GC/MS)

Analyte	Result	Qualifier	RL	MDL	Unit	D	Prepared	Analyzed	Dil Fac
Acetone	10	U	10	1.1	ug/L			12/15/11 23:34	1
Benzene	1.0	U	1.0	0.13	ug/L			12/15/11 23:34	1
Dichlorobromomethane	1.0	U	1.0	0.15	ug/L			12/15/11 23:34	1
Bromoform	1.0	U	1.0	0.64	ug/L			12/15/11 23:34	1
Bromomethane	1.0	U	1.0	0.41	ug/L			12/15/11 23:34	1
2-Butanone (MEK)	10	U	10	0.57	ug/L			12/15/11 23:34	1
Carbon disulfide	1.0	U	1.0	0.13	ug/L			12/15/11 23:34	1
Carbon tetrachloride	1.0	U	1.0	0.13	ug/L			12/15/11 23:34	1
Chlorobenzene	1.0	U	1.0	0.15	ug/L			12/15/11 23:34	1
Chloroethane	1.0	U	1.0	0.29	ug/L			12/15/11 23:34	1
Chloroform	1.0	U	1.0	0.16	ug/L			12/15/11 23:34	1
Chloromethane	1.0	U	1.0	0.30	ug/L			12/15/11 23:34	1
1,1-Dichloroethane	**3.8**		1.0	0.15	ug/L			12/15/11 23:34	1
1,2-Dichloroethane	1.0	U	1.0	0.22	ug/L			12/15/11 23:34	1
1,1-Dichloroethene	1.0	U	1.0	0.19	ug/L			12/15/11 23:34	1
1,2-Dichloropropane	1.0	U	1.0	0.18	ug/L			12/15/11 23:34	1
cis-1,3-Dichloropropene	1.0	U	1.0	0.14	ug/L			12/15/11 23:34	1
trans-1,3-Dichloropropene	1.0	U	1.0	0.19	ug/L			12/15/11 23:34	1
Ethylbenzene	1.0	U	1.0	0.17	ug/L			12/15/11 23:34	1
2-Hexanone	10	U	10	0.41	ug/L			12/15/11 23:34	1
Methylene Chloride	1.0	U	1.0	0.33	ug/L			12/15/11 23:34	1
4-Methyl-2-pentanone (MIBK)	10	U	10	0.32	ug/L			12/15/11 23:34	1
Styrene	1.0	U	1.0	0.11	ug/L			12/15/11 23:34	1
1,1,2,2-Tetrachloroethane	1.0	U	1.0	0.18	ug/L			12/15/11 23:34	1
Tetrachloroethene	1.0	U	1.0	0.29	ug/L			12/15/11 23:34	1
Toluene	1.0	U	1.0	0.13	ug/L			12/15/11 23:34	1
Trichloroethene	**0.36**	**J**	1.0	0.17	ug/L			12/15/11 23:34	1
Vinyl chloride	1.0	U	1.0	0.22	ug/L			12/15/11 23:34	1
Xylenes, Total	2.0	U	2.0	0.28	ug/L			12/15/11 23:34	1
1,1,1-Trichloroethane	1.0	U	1.0	0.22	ug/L			12/15/11 23:34	1
1,1,2-Trichloroethane	1.0	U	1.0	0.27	ug/L			12/15/11 23:34	1
Cyclohexane	1.0	U	1.0	0.12	ug/L			12/15/11 23:34	1
1,2-Dibromo-3-Chloropropane	2.0	U	2.0	0.67	ug/L			12/15/11 23:34	1
Ethylene Dibromide	1.0	U	1.0	0.24	ug/L			12/15/11 23:34	1
Dichlorodifluoromethane	**0.57**	**J**	1.0	0.31	ug/L			12/15/11 23:34	1
cis-1,2-Dichloroethene	1.0	U	1.0	0.17	ug/L			12/15/11 23:34	1
trans-1,2-Dichloroethene	1.0	U	1.0	0.19	ug/L			12/15/11 23:34	1
Isopropylbenzene	1.0	U	1.0	0.13	ug/L			12/15/11 23:34	1
Methyl acetate	10	U	10	0.38	ug/L			12/15/11 23:34	1
Methyl tert-butyl ether	5.0	U	5.0	0.17	ug/L			12/15/11 23:34	1
1,1,2-Trichloro-1,2,2-trifluoroethane	1.0	U	1.0	0.28	ug/L			12/15/11 23:34	1
1,2,4-Trichlorobenzene	1.0	U	1.0	0.15	ug/L			12/15/11 23:34	1
1,2-Dichlorobenzene	1.0	U	1.0	0.13	ug/L			12/15/11 23:34	1
1,3-Dichlorobenzene	1.0	U	1.0	0.14	ug/L			12/15/11 23:34	1
1,4-Dichlorobenzene	1.0	U	1.0	0.13	ug/L			12/15/11 23:34	1
Trichlorofluoromethane	1.0	U	1.0	0.21	ug/L			12/15/11 23:34	1
Chlorodibromomethane	1.0	U	1.0	0.18	ug/L			12/15/11 23:34	1
Methylcyclohexane	1.0	U	1.0	0.13	ug/L			12/15/11 23:34	1

Client: Conestoga-Rovers & Associates, Inc.
Project/Site: 17324-T07, RACER Former MTM

TestAmerica Job ID: 240-6710-1

Client Sample ID: GW-17324-120811-EM-030
Date Collected: 12/08/11 15:40
Date Received: 12/09/11 09:30

Lab Sample ID: 240-6710-5
Matrix: Water

Surrogate	%Recovery	Qualifier	Limits	Prepared	Analyzed	Dil Fac
1,2-Dichloroethane-d4 (Surr)	*107*		*63 - 129*		*12/15/11 23:34*	*1*
4-Bromofluorobenzene (Surr)	*73*		*66 - 117*		*12/15/11 23:34*	*1*
Toluene-d8 (Surr)	*93*		*74 - 115*		*12/15/11 23:34*	*1*
Dibromofluoromethane (Surr)	*107*		*75 - 121*		*12/15/11 23:34*	*1*

Method: 8082 - Polychlorinated Biphenyls (PCBs) by Gas Chromatography

Analyte	Result	Qualifier	RL	MDL	Unit	D	Prepared	Analyzed	Dil Fac
Aroclor-1016	100	U *	100	34	ug/L		12/14/11 08:23	12/15/11 12:46	1
Aroclor-1221	100	U	100	26	ug/L		12/14/11 08:23	12/15/11 12:46	1
Aroclor-1232	100	U	100	32	ug/L		12/14/11 08:23	12/15/11 12:46	1
Aroclor-1242	100	U	100	44	ug/L		12/14/11 08:23	12/15/11 12:46	1
Aroclor-1248	100	U	100	20	ug/L		12/14/11 08:23	12/15/11 12:46	1
Aroclor-1254	100	U	100	32	ug/L		12/14/11 08:23	12/15/11 12:46	1
Aroclor-1260	100	U	100	34	ug/L		12/14/11 08:23	12/15/11 12:46	1

Surrogate	%Recovery	Qualifier	Limits	Prepared	Analyzed	Dil Fac
Tetrachloro-m-xylene	*91*		*35 - 137*	*12/14/11 08:23*	*12/15/11 12:46*	*1*
DCB Decachlorobiphenyl	*72*		*10 - 140*	*12/14/11 08:23*	*12/15/11 12:46*	*1*

Client: Conestoga-Rovers & Associates, Inc.
Project/Site: 17324-T07, RACER Former MTM

TestAmerica Job ID: 240-6710-1

Client Sample ID: GW-17324-120811-EM-031
Date Collected: 12/08/11 15:45
Date Received: 12/09/11 09:30

Lab Sample ID: 240-6710-6
Matrix: Water

Method: 8260B - Volatile Organic Compounds (GC/MS)

Analyte	Result	Qualifier	RL	MDL	Unit	D	Prepared	Analyzed	Dil Fac
Acetone	140	U	140	16	ug/L			12/20/11 19:59	14.28
Benzene	14	U	14	1.9	ug/L			12/20/11 19:59	14.28
Dichlorobromomethane	14	U	14	2.1	ug/L			12/20/11 19:59	14.28
Bromoform	14	U	14	9.1	ug/L			12/20/11 19:59	14.28
Bromomethane	14	U	14	5.9	ug/L			12/20/11 19:59	14.28
2-Butanone (MEK)	140	U	140	8.1	ug/L			12/20/11 19:59	14.28
Carbon disulfide	14	U	14	1.9	ug/L			12/20/11 19:59	14.28
Carbon tetrachloride	14	U	14	1.9	ug/L			12/20/11 19:59	14.28
Chlorobenzene	14	U	14	2.1	ug/L			12/20/11 19:59	14.28
Chloroethane	14	U	14	4.1	ug/L			12/20/11 19:59	14.28
Chloroform	14	U	14	2.3	ug/L			12/20/11 19:59	14.28
Chloromethane	14	U	14	4.3	ug/L			12/20/11 19:59	14.28
1,1-Dichloroethane	14	U	14	2.1	ug/L			12/20/11 19:59	14.28
1,2-Dichloroethane	14	U	14	3.1	ug/L			12/20/11 19:59	14.28
1,1-Dichloroethene	14	U	14	2.7	ug/L			12/20/11 19:59	14.28
1,2-Dichloropropane	14	U	14	2.6	ug/L			12/20/11 19:59	14.28
cis-1,3-Dichloropropene	14	U	14	2.0	ug/L			12/20/11 19:59	14.28
trans-1,3-Dichloropropene	14	U	14	2.7	ug/L			12/20/11 19:59	14.28
Ethylbenzene	14	U	14	2.4	ug/L			12/20/11 19:59	14.28
2-Hexanone	140	U	140	5.9	ug/L			12/20/11 19:59	14.28
Methylene Chloride	14	U	14	4.7	ug/L			12/20/11 19:59	14.28
4-Methyl-2-pentanone (MIBK)	140	U	140	4.6	ug/L			12/20/11 19:59	14.28
Styrene	14	U	14	1.6	ug/L			12/20/11 19:59	14.28
1,1,2,2-Tetrachloroethane	14	U	14	2.6	ug/L			12/20/11 19:59	14.28
Tetrachloroethene	**480**		14	4.1	ug/L			12/20/11 19:59	14.28
Toluene	14	U	14	1.9	ug/L			12/20/11 19:59	14.28
Trichloroethene	14	U	14	2.4	ug/L			12/20/11 19:59	14.28
Vinyl chloride	14	U	14	3.1	ug/L			12/20/11 19:59	14.28
Xylenes, Total	29	U	29	4.0	ug/L			12/20/11 19:59	14.28
1,1,1-Trichloroethane	14	U	14	3.1	ug/L			12/20/11 19:59	14.28
1,1,2-Trichloroethane	14	U	14	3.9	ug/L			12/20/11 19:59	14.28
Cyclohexane	14	U	14	1.7	ug/L			12/20/11 19:59	14.28
1,2-Dibromo-3-Chloropropane	29	U	29	9.6	ug/L			12/20/11 19:59	14.28
Ethylene Dibromide	14	U	14	3.4	ug/L			12/20/11 19:59	14.28
Dichlorodifluoromethane	14	U	14	4.4	ug/L			12/20/11 19:59	14.28
cis-1,2-Dichloroethene	14	U	14	2.4	ug/L			12/20/11 19:59	14.28
trans-1,2-Dichloroethene	14	U	14	2.7	ug/L			12/20/11 19:59	14.28
Isopropylbenzene	14	U	14	1.9	ug/L			12/20/11 19:59	14.28
Methyl acetate	140	U	140	5.4	ug/L			12/20/11 19:59	14.28
Methyl tert-butyl ether	71	U	71	2.4	ug/L			12/20/11 19:59	14.28
1,1,2-Trichloro-1,2,2-trifluoroethane	14	U	14	4.0	ug/L			12/20/11 19:59	14.28
1,2,4-Trichlorobenzene	14	U	14	2.1	ug/L			12/20/11 19:59	14.28
1,2-Dichlorobenzene	14	U	14	1.9	ug/L			12/20/11 19:59	14.28
1,3-Dichlorobenzene	14	U	14	2.0	ug/L			12/20/11 19:59	14.28
1,4-Dichlorobenzene	14	U	14	1.9	ug/L			12/20/11 19:59	14.28
Trichlorofluoromethane	14	U	14	3.0	ug/L			12/20/11 19:59	14.28
Chlorodibromomethane	14	U	14	2.6	ug/L			12/20/11 19:59	14.28
Methylcyclohexane	14	U	14	1.9	ug/L			12/20/11 19:59	14.28

Client: Conestoga-Rovers & Associates, Inc.
Project/Site: 17324-T07, RACER Former MTM

TestAmerica Job ID: 240-6710-1

Client Sample ID: GW-17324-120811-EM-031
Date Collected: 12/08/11 15:45
Date Received: 12/09/11 09:30

Lab Sample ID: 240-6710-6
Matrix: Water

Surrogate	%Recovery	Qualifier	Limits	Prepared	Analyzed	Dil Fac
1,2-Dichloroethane-d4 (Surr)	90		63 - 129		12/20/11 19:59	14.28
4-Bromofluorobenzene (Surr)	77		66 - 117		12/20/11 19:59	14.28
Toluene-d8 (Surr)	89		74 - 115		12/20/11 19:59	14.28
Dibromofluoromethane (Surr)	93		75 - 121		12/20/11 19:59	14.28

Client: Conestoga-Rovers & Associates, Inc.
Project/Site: 17324-T07, RACER Former MTM

TestAmerica Job ID: 240-6710-1

Client Sample ID: GW-17324-120811-EM-032
Date Collected: 12/08/11 17:15
Date Received: 12/09/11 09:30

Lab Sample ID: 240-6710-7
Matrix: Water

Method: 8260B - Volatile Organic Compounds (GC/MS)

Analyte	Result	Qualifier	RL	MDL	Unit	D	Prepared	Analyzed	Dil Fac
Acetone	10	U	10	1.1	ug/L			12/17/11 20:27	1
Benzene	1.0	U	1.0	0.13	ug/L			12/17/11 20:27	1
Dichlorobromomethane	1.0	U	1.0	0.15	ug/L			12/17/11 20:27	1
Bromoform	1.0	U	1.0	0.64	ug/L			12/17/11 20:27	1
Bromomethane	1.0	U	1.0	0.41	ug/L			12/17/11 20:27	1
2-Butanone (MEK)	10	U	10	0.57	ug/L			12/17/11 20:27	1
Carbon disulfide	1.0	U	1.0	0.13	ug/L			12/17/11 20:27	1
Carbon tetrachloride	1.0	U	1.0	0.13	ug/L			12/17/11 20:27	1
Chlorobenzene	1.0	U	1.0	0.15	ug/L			12/17/11 20:27	1
Chloroethane	1.0	U	1.0	0.29	ug/L			12/17/11 20:27	1
Chloroform	1.0	U	1.0	0.16	ug/L			12/17/11 20:27	1
Chloromethane	1.0	U	1.0	0.30	ug/L			12/17/11 20:27	1
1,1-Dichloroethane	1.0	U	1.0	0.15	ug/L			12/17/11 20:27	1
1,2-Dichloroethane	1.0	U	1.0	0.22	ug/L			12/17/11 20:27	1
1,1-Dichloroethene	1.0	U	1.0	0.19	ug/L			12/17/11 20:27	1
1,2-Dichloropropane	1.0	U	1.0	0.18	ug/L			12/17/11 20:27	1
cis-1,3-Dichloropropene	1.0	U	1.0	0.14	ug/L			12/17/11 20:27	1
trans-1,3-Dichloropropene	1.0	U	1.0	0.19	ug/L			12/17/11 20:27	1
Ethylbenzene	1.0	U	1.0	0.17	ug/L			12/17/11 20:27	1
2-Hexanone	10	U	10	0.41	ug/L			12/17/11 20:27	1
Methylene Chloride	1.0	U	1.0	0.33	ug/L			12/17/11 20:27	1
4-Methyl-2-pentanone (MIBK)	10	U	10	0.32	ug/L			12/17/11 20:27	1
Styrene	1.0	U	1.0	0.11	ug/L			12/17/11 20:27	1
1,1,2,2-Tetrachloroethane	1.0	U	1.0	0.18	ug/L			12/17/11 20:27	1
Tetrachloroethene	1.0	U	1.0	0.29	ug/L			12/17/11 20:27	1
Toluene	1.0	U	1.0	0.13	ug/L			12/17/11 20:27	1
Trichloroethene	**0.68**	**J**	1.0	0.17	ug/L			12/17/11 20:27	1
Vinyl chloride	1.0	U	1.0	0.22	ug/L			12/17/11 20:27	1
Xylenes, Total	2.0	U	2.0	0.28	ug/L			12/17/11 20:27	1
1,1,1-Trichloroethane	1.0	U	1.0	0.22	ug/L			12/17/11 20:27	1
1,1,2-Trichloroethane	1.0	U	1.0	0.27	ug/L			12/17/11 20:27	1
Cyclohexane	1.0	U	1.0	0.12	ug/L			12/17/11 20:27	1
1,2-Dibromo-3-Chloropropane	2.0	U	2.0	0.67	ug/L			12/17/11 20:27	1
Ethylene Dibromide	1.0	U	1.0	0.24	ug/L			12/17/11 20:27	1
Dichlorodifluoromethane	1.0	U	1.0	0.31	ug/L			12/17/11 20:27	1
cis-1,2-Dichloroethene	1.0	U	1.0	0.17	ug/L			12/17/11 20:27	1
trans-1,2-Dichloroethene	1.0	U	1.0	0.19	ug/L			12/17/11 20:27	1
Isopropylbenzene	1.0	U	1.0	0.13	ug/L			12/17/11 20:27	1
Methyl acetate	10	U	10	0.38	ug/L			12/17/11 20:27	1
Methyl tert-butyl ether	5.0	U	5.0	0.17	ug/L			12/17/11 20:27	1
1,1,2-Trichloro-1,2,2-trifluoroethane	1.0	U	1.0	0.28	ug/L			12/17/11 20:27	1
1,2,4-Trichlorobenzene	1.0	U	1.0	0.15	ug/L			12/17/11 20:27	1
1,2-Dichlorobenzene	1.0	U	1.0	0.13	ug/L			12/17/11 20:27	1
1,3-Dichlorobenzene	1.0	U	1.0	0.14	ug/L			12/17/11 20:27	1
1,4-Dichlorobenzene	1.0	U	1.0	0.13	ug/L			12/17/11 20:27	1
Trichlorofluoromethane	1.0	U	1.0	0.21	ug/L			12/17/11 20:27	1
Chlorodibromomethane	1.0	U	1.0	0.18	ug/L			12/17/11 20:27	1
Methylcyclohexane	1.0	U	1.0	0.13	ug/L			12/17/11 20:27	1

Client: Conestoga-Rovers & Associates, Inc.
Project/Site: 17324-T07, RACER Former MTM

TestAmerica Job ID: 240-6710-1

Client Sample ID: GW-17324-120811-EM-032
Date Collected: 12/08/11 17:15
Date Received: 12/09/11 09:30

Lab Sample ID: 240-6710-7
Matrix: Water

Surrogate	%Recovery	Qualifier	Limits	Prepared	Analyzed	Dil Fac
1,2-Dichloroethane-d4 (Surr)	96		63 - 129		12/17/11 20:27	1
4-Bromofluorobenzene (Surr)	84		66 - 117		12/17/11 20:27	1
Toluene-d8 (Surr)	93		74 - 115		12/17/11 20:27	1
Dibromofluoromethane (Surr)	97		75 - 121		12/17/11 20:27	1

Client: Conestoga-Rovers & Associates, Inc.
Project/Site: 17324-T07, RACER Former MTM

TestAmerica Job ID: 240-6710-1

Client Sample ID: GW-17324-120811-EM-033
Date Collected: 12/08/11 17:25
Date Received: 12/09/11 09:30

Lab Sample ID: 240-6710-8
Matrix: Water

Method: 8260B - Volatile Organic Compounds (GC/MS)

Analyte	Result	Qualifier	RL	MDL	Unit	D	Prepared	Analyzed	Dil Fac
Acetone	10	U	10	1.1	ug/L			12/17/11 20:49	1
Benzene	1.0	U	1.0	0.13	ug/L			12/17/11 20:49	1
Dichlorobromomethane	1.0	U	1.0	0.15	ug/L			12/17/11 20:49	1
Bromoform	1.0	U	1.0	0.64	ug/L			12/17/11 20:49	1
Bromomethane	1.0	U	1.0	0.41	ug/L			12/17/11 20:49	1
2-Butanone (MEK)	10	U	10	0.57	ug/L			12/17/11 20:49	1
Carbon disulfide	1.0	U	1.0	0.13	ug/L			12/17/11 20:49	1
Carbon tetrachloride	1.0	U	1.0	0.13	ug/L			12/17/11 20:49	1
Chlorobenzene	1.0	U	1.0	0.15	ug/L			12/17/11 20:49	1
Chloroethane	1.0	U	1.0	0.29	ug/L			12/17/11 20:49	1
Chloroform	1.0	U	1.0	0.16	ug/L			12/17/11 20:49	1
Chloromethane	1.0	U	1.0	0.30	ug/L			12/17/11 20:49	1
1,1-Dichloroethane	1.0	U	1.0	0.15	ug/L			12/17/11 20:49	1
1,2-Dichloroethane	1.0	U	1.0	0.22	ug/L			12/17/11 20:49	1
1,1-Dichloroethene	1.0	U	1.0	0.19	ug/L			12/17/11 20:49	1
1,2-Dichloropropane	1.0	U	1.0	0.18	ug/L			12/17/11 20:49	1
cis-1,3-Dichloropropene	1.0	U	1.0	0.14	ug/L			12/17/11 20:49	1
trans-1,3-Dichloropropene	1.0	U	1.0	0.19	ug/L			12/17/11 20:49	1
Ethylbenzene	1.0	U	1.0	0.17	ug/L			12/17/11 20:49	1
2-Hexanone	10	U	10	0.41	ug/L			12/17/11 20:49	1
Methylene Chloride	1.0	U	1.0	0.33	ug/L			12/17/11 20:49	1
4-Methyl-2-pentanone (MIBK)	10	U	10	0.32	ug/L			12/17/11 20:49	1
Styrene	1.0	U	1.0	0.11	ug/L			12/17/11 20:49	1
1,1,2,2-Tetrachloroethane	1.0	U	1.0	0.18	ug/L			12/17/11 20:49	1
Tetrachloroethene	1.0	U	1.0	0.29	ug/L			12/17/11 20:49	1
Toluene	1.0	U	1.0	0.13	ug/L			12/17/11 20:49	1
Trichloroethene	**0.68**	**J**	1.0	0.17	ug/L			12/17/11 20:49	1
Vinyl chloride	1.0	U	1.0	0.22	ug/L			12/17/11 20:49	1
Xylenes, Total	2.0	U	2.0	0.28	ug/L			12/17/11 20:49	1
1,1,1-Trichloroethane	1.0	U	1.0	0.22	ug/L			12/17/11 20:49	1
1,1,2-Trichloroethane	1.0	U	1.0	0.27	ug/L			12/17/11 20:49	1
Cyclohexane	1.0	U	1.0	0.12	ug/L			12/17/11 20:49	1
1,2-Dibromo-3-Chloropropane	2.0	U	2.0	0.67	ug/L			12/17/11 20:49	1
Ethylene Dibromide	1.0	U	1.0	0.24	ug/L			12/17/11 20:49	1
Dichlorodifluoromethane	1.0	U	1.0	0.31	ug/L			12/17/11 20:49	1
cis-1,2-Dichloroethene	1.0	U	1.0	0.17	ug/L			12/17/11 20:49	1
trans-1,2-Dichloroethene	1.0	U	1.0	0.19	ug/L			12/17/11 20:49	1
Isopropylbenzene	1.0	U	1.0	0.13	ug/L			12/17/11 20:49	1
Methyl acetate	10	U	10	0.38	ug/L			12/17/11 20:49	1
Methyl tert-butyl ether	5.0	U	5.0	0.17	ug/L			12/17/11 20:49	1
1,1,2-Trichloro-1,2,2-trifluoroethane	1.0	U	1.0	0.28	ug/L			12/17/11 20:49	1
1,2,4-Trichlorobenzene	1.0	U	1.0	0.15	ug/L			12/17/11 20:49	1
1,2-Dichlorobenzene	1.0	U	1.0	0.13	ug/L			12/17/11 20:49	1
1,3-Dichlorobenzene	1.0	U	1.0	0.14	ug/L			12/17/11 20:49	1
1,4-Dichlorobenzene	1.0	U	1.0	0.13	ug/L			12/17/11 20:49	1
Trichlorofluoromethane	1.0	U	1.0	0.21	ug/L			12/17/11 20:49	1
Chlorodibromomethane	1.0	U	1.0	0.18	ug/L			12/17/11 20:49	1
Methylcyclohexane	1.0	U	1.0	0.13	ug/L			12/17/11 20:49	1

Client: Conestoga-Rovers & Associates, Inc.
Project/Site: 17324-T07, RACER Former MTM

TestAmerica Job ID: 240-6710-1

Client Sample ID: GW-17324-120811-EM-033
Date Collected: 12/08/11 17:25
Date Received: 12/09/11 09:30

Lab Sample ID: 240-6710-8
Matrix: Water

Surrogate	%Recovery	Qualifier	Limits	Prepared	Analyzed	Dil Fac
1,2-Dichloroethane-d4 (Surr)	97		63 - 129		12/17/11 20:49	1
4-Bromofluorobenzene (Surr)	87		66 - 117		12/17/11 20:49	1
Toluene-d8 (Surr)	88		74 - 115		12/17/11 20:49	1
Dibromofluoromethane (Surr)	95		75 - 121		12/17/11 20:49	1

Client: Conestoga-Rovers & Associates, Inc.
Project/Site: 17324-T07, RACER Former MTM

TestAmerica Job ID: 240-6710-1

Client Sample ID: GW-17324-120811-EM-034
Date Collected: 12/08/11 17:35
Date Received: 12/09/11 09:30

Lab Sample ID: 240-6710-9
Matrix: Water

Method: 8260B - Volatile Organic Compounds (GC/MS)

Analyte	Result	Qualifier	RL	MDL	Unit	D	Prepared	Analyzed	Dil Fac
Acetone	10	U	10	1.1	ug/L			12/17/11 21:12	1
Benzene	1.0	U	1.0	0.13	ug/L			12/17/11 21:12	1
Dichlorobromomethane	1.0	U	1.0	0.15	ug/L			12/17/11 21:12	1
Bromoform	1.0	U	1.0	0.64	ug/L			12/17/11 21:12	1
Bromomethane	1.0	U	1.0	0.41	ug/L			12/17/11 21:12	1
2-Butanone (MEK)	10	U	10	0.57	ug/L			12/17/11 21:12	1
Carbon disulfide	1.0	U	1.0	0.13	ug/L			12/17/11 21:12	1
Carbon tetrachloride	1.0	U	1.0	0.13	ug/L			12/17/11 21:12	1
Chlorobenzene	1.0	U	1.0	0.15	ug/L			12/17/11 21:12	1
Chloroethane	1.0	U	1.0	0.29	ug/L			12/17/11 21:12	1
Chloroform	1.0	U	1.0	0.16	ug/L			12/17/11 21:12	1
Chloromethane	1.0	U	1.0	0.30	ug/L			12/17/11 21:12	1
1,1-Dichloroethane	1.0	U	1.0	0.15	ug/L			12/17/11 21:12	1
1,2-Dichloroethane	1.0	U	1.0	0.22	ug/L			12/17/11 21:12	1
1,1-Dichloroethene	1.0	U	1.0	0.19	ug/L			12/17/11 21:12	1
1,2-Dichloropropane	1.0	U	1.0	0.18	ug/L			12/17/11 21:12	1
cis-1,3-Dichloropropene	1.0	U	1.0	0.14	ug/L			12/17/11 21:12	1
trans-1,3-Dichloropropene	1.0	U	1.0	0.19	ug/L			12/17/11 21:12	1
Ethylbenzene	1.0	U	1.0	0.17	ug/L			12/17/11 21:12	1
2-Hexanone	10	U	10	0.41	ug/L			12/17/11 21:12	1
Methylene Chloride	1.0	U	1.0	0.33	ug/L			12/17/11 21:12	1
4-Methyl-2-pentanone (MIBK)	10	U	10	0.32	ug/L			12/17/11 21:12	1
Styrene	1.0	U	1.0	0.11	ug/L			12/17/11 21:12	1
1,1,2,2-Tetrachloroethane	1.0	U	1.0	0.18	ug/L			12/17/11 21:12	1
Tetrachloroethene	**19**		1.0	0.29	ug/L			12/17/11 21:12	1
Toluene	1.0	U	1.0	0.13	ug/L			12/17/11 21:12	1
Trichloroethene	1.0	U	1.0	0.17	ug/L			12/17/11 21:12	1
Vinyl chloride	1.0	U	1.0	0.22	ug/L			12/17/11 21:12	1
Xylenes, Total	2.0	U	2.0	0.28	ug/L			12/17/11 21:12	1
1,1,1-Trichloroethane	1.0	U	1.0	0.22	ug/L			12/17/11 21:12	1
1,1,2-Trichloroethane	1.0	U	1.0	0.27	ug/L			12/17/11 21:12	1
Cyclohexane	1.0	U	1.0	0.12	ug/L			12/17/11 21:12	1
1,2-Dibromo-3-Chloropropane	2.0	U	2.0	0.67	ug/L			12/17/11 21:12	1
Ethylene Dibromide	1.0	U	1.0	0.24	ug/L			12/17/11 21:12	1
Dichlorodifluoromethane	1.0	U	1.0	0.31	ug/L			12/17/11 21:12	1
cis-1,2-Dichloroethene	1.0	U	1.0	0.17	ug/L			12/17/11 21:12	1
trans-1,2-Dichloroethene	1.0	U	1.0	0.19	ug/L			12/17/11 21:12	1
Isopropylbenzene	1.0	U	1.0	0.13	ug/L			12/17/11 21:12	1
Methyl acetate	10	U	10	0.38	ug/L			12/17/11 21:12	1
Methyl tert-butyl ether	5.0	U	5.0	0.17	ug/L			12/17/11 21:12	1
1,1,2-Trichloro-1,2,2-trifluoroethane	1.0	U	1.0	0.28	ug/L			12/17/11 21:12	1
1,2,4-Trichlorobenzene	1.0	U	1.0	0.15	ug/L			12/17/11 21:12	1
1,2-Dichlorobenzene	1.0	U	1.0	0.13	ug/L			12/17/11 21:12	1
1,3-Dichlorobenzene	1.0	U	1.0	0.14	ug/L			12/17/11 21:12	1
1,4-Dichlorobenzene	1.0	U	1.0	0.13	ug/L			12/17/11 21:12	1
Trichlorofluoromethane	1.0	U	1.0	0.21	ug/L			12/17/11 21:12	1
Chlorodibromomethane	1.0	U	1.0	0.18	ug/L			12/17/11 21:12	1
Methylcyclohexane	1.0	U	1.0	0.13	ug/L			12/17/11 21:12	1

Client: Conestoga-Rovers & Associates, Inc.
Project/Site: 17324-T07, RACER Former MTM

TestAmerica Job ID: 240-6710-1

Client Sample ID: GW-17324-120811-EM-034
Date Collected: 12/08/11 17:35
Date Received: 12/09/11 09:30

Lab Sample ID: 240-6710-9
Matrix: Water

Surrogate	%Recovery	Qualifier	Limits	Prepared	Analyzed	Dil Fac
1,2-Dichloroethane-d4 (Surr)	80		63 - 129		12/17/11 21:12	1
4-Bromofluorobenzene (Surr)	84		66 - 117		12/17/11 21:12	1
Toluene-d8 (Surr)	109		74 - 115		12/17/11 21:12	1
Dibromofluoromethane (Surr)	83		75 - 121		12/17/11 21:12	1

Client: Conestoga-Rovers & Associates, Inc.
Project/Site: 17324-T07, RACER Former MTM

TestAmerica Job ID: 240-6710-1

Client Sample ID: TB-17324-120811-EM
Date Collected: 12/08/11 00:00
Date Received: 12/09/11 09:30

Lab Sample ID: 240-6710-10
Matrix: Water

Method: 8260B - Volatile Organic Compounds (GC/MS)

Analyte	Result	Qualifier	RL	MDL	Unit	D	Prepared	Analyzed	Dil Fac
Acetone	3.3	J	10	1.1	ug/L			12/17/11 20:05	1
Benzene	1.0	U	1.0	0.13	ug/L			12/17/11 20:05	1
Dichlorobromomethane	1.0	U	1.0	0.15	ug/L			12/17/11 20:05	1
Bromoform	1.0	U	1.0	0.64	ug/L			12/17/11 20:05	1
Bromomethane	1.0	U	1.0	0.41	ug/L			12/17/11 20:05	1
2-Butanone (MEK)	10	U	10	0.57	ug/L			12/17/11 20:05	1
Carbon disulfide	1.0	U	1.0	0.13	ug/L			12/17/11 20:05	1
Carbon tetrachloride	1.0	U	1.0	0.13	ug/L			12/17/11 20:05	1
Chlorobenzene	1.0	U	1.0	0.15	ug/L			12/17/11 20:05	1
Chloroethane	1.0	U	1.0	0.29	ug/L			12/17/11 20:05	1
Chloroform	1.0	U	1.0	0.16	ug/L			12/17/11 20:05	1
Chloromethane	1.0	U	1.0	0.30	ug/L			12/17/11 20:05	1
1,1-Dichloroethane	1.0	U	1.0	0.15	ug/L			12/17/11 20:05	1
1,2-Dichloroethane	1.0	U	1.0	0.22	ug/L			12/17/11 20:05	1
1,1-Dichloroethene	1.0	U	1.0	0.19	ug/L			12/17/11 20:05	1
1,2-Dichloropropane	1.0	U	1.0	0.18	ug/L			12/17/11 20:05	1
cis-1,3-Dichloropropene	1.0	U	1.0	0.14	ug/L			12/17/11 20:05	1
trans-1,3-Dichloropropene	1.0	U	1.0	0.19	ug/L			12/17/11 20:05	1
Ethylbenzene	1.0	U	1.0	0.17	ug/L			12/17/11 20:05	1
2-Hexanone	10	U	10	0.41	ug/L			12/17/11 20:05	1
Methylene Chloride	1.0	U	1.0	0.33	ug/L			12/17/11 20:05	1
4-Methyl-2-pentanone (MIBK)	10	U	10	0.32	ug/L			12/17/11 20:05	1
Styrene	1.0	U	1.0	0.11	ug/L			12/17/11 20:05	1
1,1,2,2-Tetrachloroethane	1.0	U	1.0	0.18	ug/L			12/17/11 20:05	1
Tetrachloroethene	1.0	U	1.0	0.29	ug/L			12/17/11 20:05	1
Toluene	1.0	U	1.0	0.13	ug/L			12/17/11 20:05	1
Trichloroethene	1.0	U	1.0	0.17	ug/L			12/17/11 20:05	1
Vinyl chloride	1.0	U	1.0	0.22	ug/L			12/17/11 20:05	1
Xylenes, Total	2.0	U	2.0	0.28	ug/L			12/17/11 20:05	1
1,1,1-Trichloroethane	1.0	U	1.0	0.22	ug/L			12/17/11 20:05	1
1,1,2-Trichloroethane	1.0	U	1.0	0.27	ug/L			12/17/11 20:05	1
Cyclohexane	1.0	U	1.0	0.12	ug/L			12/17/11 20:05	1
1,2-Dibromo-3-Chloropropane	2.0	U	2.0	0.67	ug/L			12/17/11 20:05	1
Ethylene Dibromide	1.0	U	1.0	0.24	ug/L			12/17/11 20:05	1
Dichlorodifluoromethane	1.0	U	1.0	0.31	ug/L			12/17/11 20:05	1
cis-1,2-Dichloroethene	1.0	U	1.0	0.17	ug/L			12/17/11 20:05	1
trans-1,2-Dichloroethene	1.0	U	1.0	0.19	ug/L			12/17/11 20:05	1
Isopropylbenzene	1.0	U	1.0	0.13	ug/L			12/17/11 20:05	1
Methyl acetate	10	U	10	0.38	ug/L			12/17/11 20:05	1
Methyl tert-butyl ether	5.0	U	5.0	0.17	ug/L			12/17/11 20:05	1
1,1,2-Trichloro-1,2,2-trifluoroethane	1.0	U	1.0	0.28	ug/L			12/17/11 20:05	1
1,2,4-Trichlorobenzene	1.0	U	1.0	0.15	ug/L			12/17/11 20:05	1
1,2-Dichlorobenzene	1.0	U	1.0	0.13	ug/L			12/17/11 20:05	1
1,3-Dichlorobenzene	1.0	U	1.0	0.14	ug/L			12/17/11 20:05	1
1,4-Dichlorobenzene	1.0	U	1.0	0.13	ug/L			12/17/11 20:05	1
Trichlorofluoromethane	1.0	U	1.0	0.21	ug/L			12/17/11 20:05	1
Chlorodibromomethane	1.0	U	1.0	0.18	ug/L			12/17/11 20:05	1
Methylcyclohexane	1.0	U	1.0	0.13	ug/L			12/17/11 20:05	1

Client: Conestoga-Rovers & Associates, Inc.
Project/Site: 17324-T07, RACER Former MTM

TestAmerica Job ID: 240-6710-1

Client Sample ID: TB-17324-120811-EM
Date Collected: 12/08/11 00:00
Date Received: 12/09/11 09:30

Lab Sample ID: 240-6710-10
Matrix: Water

Surrogate	%Recovery	Qualifier	Limits	Prepared	Analyzed	Dil Fac
1,2-Dichloroethane-d4 (Surr)	96		63 - 129		12/17/11 20:05	1
4-Bromofluorobenzene (Surr)	80		66 - 117		12/17/11 20:05	1
Toluene-d8 (Surr)	96		74 - 115		12/17/11 20:05	1
Dibromofluoromethane (Surr)	103		75 - 121		12/17/11 20:05	1

Surrogate Summary

Client: Conestoga-Rovers & Associates, Inc.
Project/Site: 17324-T07, RACER Former MTM

TestAmerica Job ID: 240-6710-1

Method: 8260B - Volatile Organic Compounds (GC/MS)

Matrix: Water **Prep Type: Total/NA**

		Percent Surrogate Recovery (Acceptance Limits)			
		12DCE	BFB	TOL	DBFM
Lab Sample ID	Client Sample ID	(63-129)	(66-117)	(74-115)	(75-121)
240-6710-1	GW-17324-120811-EM-026	110	85	89	100
240-6710-2	GW-17324-120811-EM-027	120	95	87	108
240-6710-3	GW-17324-120811-EM-028	102	108	115	90
240-6710-4	GW-17324-120811-EM-029	101	94	101	106
240-6710-5	GW-17324-120811-EM-030	107	73	93	107
240-6710-6	GW-17324-120811-EM-031	90	77	89	93
240-6710-6 MS	GW-17324-120811-EM-031	86	98	101	90
240-6710-6 MSD	GW-17324-120811-EM-031	83	93	97	88
240-6710-7	GW-17324-120811-EM-032	96	84	93	97
240-6710-8	GW-17324-120811-EM-033	97	87	88	95
240-6710-9	GW-17324-120811-EM-034	80	84	109	83
240-6710-10	TB-17324-120811-EM	96	80	96	103
LCS 240-27022/12	Lab Control Sample	100	100	105	107
LCS 240-27185/4	Lab Control Sample	107	92	92	106
LCS 240-27185/6	Lab Control Sample	101	75	98	102
LCS 240-27284/10	Lab Control Sample	89	95	97	92
LCS 240-27525/5	Lab Control Sample	85	95	96	89
MB 240-27022/11	Method Blank	103	102	94	110
MB 240-27185/5	Method Blank	94	85	105	101
MB 240-27284/11	Method Blank	91	80	87	91
MB 240-27525/6	Method Blank	88	83	93	90

Surrogate Legend

12DCE = 1,2-Dichloroethane-d4 (Surr)
BFB = 4-Bromofluorobenzene (Surr)
TOL = Toluene-d8 (Surr)
DBFM = Dibromofluoromethane (Surr)

Method: 8082 - Polychlorinated Biphenyls (PCBs) by Gas Chromatography

Matrix: Water **Prep Type: Total/NA**

		Percent Surrogate Recovery (Acceptance Limits)	
		TCX2	DCB2
Lab Sample ID	Client Sample ID	(35-137)	(10-140)
240-6710-1	GW-17324-120811-EM-026	92	49
240-6710-5	GW-17324-120811-EM-030	91	72
LCS 240-26781/2-A	Lab Control Sample	92	94
MB 240-26781/1-A	Method Blank	92	89

Surrogate Legend

TCX = Tetrachloro-m-xylene
DCB = DCB Decachlorobiphenyl

Method: 8260B - Volatile Organic Compounds (GC/MS)

Lab Sample ID: MB 240-27022/11
Matrix: Water
Analysis Batch: 27022

Client Sample ID: Method Blank
Prep Type: Total/NA

Analyte	MB Result	MB Qualifier	RL	MDL	Unit	D	Prepared	Analyzed	Dil Fac
Acetone	10	U	10	1.1	ug/L			12/15/11 15:40	1
Benzene	1.0	U	1.0	0.13	ug/L			12/15/11 15:40	1
Dichlorobromomethane	1.0	U	1.0	0.15	ug/L			12/15/11 15:40	1
Bromoform	1.0	U	1.0	0.64	ug/L			12/15/11 15:40	1
Bromomethane	1.0	U	1.0	0.41	ug/L			12/15/11 15:40	1
2-Butanone (MEK)	10	U	10	0.57	ug/L			12/15/11 15:40	1
Carbon disulfide	1.0	U	1.0	0.13	ug/L			12/15/11 15:40	1
Carbon tetrachloride	1.0	U	1.0	0.13	ug/L			12/15/11 15:40	1
Chlorobenzene	1.0	U	1.0	0.15	ug/L			12/15/11 15:40	1
Chloroethane	1.0	U	1.0	0.29	ug/L			12/15/11 15:40	1
Chloroform	1.0	U	1.0	0.16	ug/L			12/15/11 15:40	1
Chloromethane	1.0	U	1.0	0.30	ug/L			12/15/11 15:40	1
1,1-Dichloroethane	1.0	U	1.0	0.15	ug/L			12/15/11 15:40	1
1,2-Dichloroethane	1.0	U	1.0	0.22	ug/L			12/15/11 15:40	1
1,1-Dichloroethene	1.0	U	1.0	0.19	ug/L			12/15/11 15:40	1
1,2-Dichloropropane	1.0	U	1.0	0.18	ug/L			12/15/11 15:40	1
cis-1,3-Dichloropropene	1.0	U	1.0	0.14	ug/L			12/15/11 15:40	1
trans-1,3-Dichloropropene	1.0	U	1.0	0.19	ug/L			12/15/11 15:40	1
Ethylbenzene	1.0	U	1.0	0.17	ug/L			12/15/11 15:40	1
2-Hexanone	10	U	10	0.41	ug/L			12/15/11 15:40	1
Methylene Chloride	1.0	U	1.0	0.33	ug/L			12/15/11 15:40	1
4-Methyl-2-pentanone (MIBK)	10	U	10	0.32	ug/L			12/15/11 15:40	1
Styrene	1.0	U	1.0	0.11	ug/L			12/15/11 15:40	1
1,1,2,2-Tetrachloroethane	1.0	U	1.0	0.18	ug/L			12/15/11 15:40	1
Tetrachloroethene	1.0	U	1.0	0.29	ug/L			12/15/11 15:40	1
Toluene	1.0	U	1.0	0.13	ug/L			12/15/11 15:40	1
Trichloroethene	1.0	U	1.0	0.17	ug/L			12/15/11 15:40	1
Vinyl chloride	1.0	U	1.0	0.22	ug/L			12/15/11 15:40	1
Xylenes, Total	2.0	U	2.0	0.28	ug/L			12/15/11 15:40	1
1,1,1-Trichloroethane	1.0	U	1.0	0.22	ug/L			12/15/11 15:40	1
1,1,2-Trichloroethane	1.0	U	1.0	0.27	ug/L			12/15/11 15:40	1
Cyclohexane	1.0	U	1.0	0.12	ug/L			12/15/11 15:40	1
1,2-Dibromo-3-Chloropropane	2.0	U	2.0	0.67	ug/L			12/15/11 15:40	1
Ethylene Dibromide	1.0	U	1.0	0.24	ug/L			12/15/11 15:40	1
Dichlorodifluoromethane	1.0	U	1.0	0.31	ug/L			12/15/11 15:40	1
cis-1,2-Dichloroethene	1.0	U	1.0	0.17	ug/L			12/15/11 15:40	1
trans-1,2-Dichloroethene	1.0	U	1.0	0.19	ug/L			12/15/11 15:40	1
Isopropylbenzene	1.0	U	1.0	0.13	ug/L			12/15/11 15:40	1
Methyl acetate	10	U	10	0.38	ug/L			12/15/11 15:40	1
Methyl tert-butyl ether	5.0	U	5.0	0.17	ug/L			12/15/11 15:40	1
1,1,2-Trichloro-1,2,2-trifluoroethane	1.0	U	1.0	0.28	ug/L			12/15/11 15:40	1
1,2,4-Trichlorobenzene	1.0	U	1.0	0.15	ug/L			12/15/11 15:40	1
1,2-Dichlorobenzene	1.0	U	1.0	0.13	ug/L			12/15/11 15:40	1
1,3-Dichlorobenzene	1.0	U	1.0	0.14	ug/L			12/15/11 15:40	1
1,4-Dichlorobenzene	1.0	U	1.0	0.13	ug/L			12/15/11 15:40	1
Trichlorofluoromethane	1.0	U	1.0	0.21	ug/L			12/15/11 15:40	1
Chlorodibromomethane	1.0	U	1.0	0.18	ug/L			12/15/11 15:40	1
Methylcyclohexane	1.0	U	1.0	0.13	ug/L			12/15/11 15:40	1

Method: 8260B - Volatile Organic Compounds (GC/MS) (Continued)

Lab Sample ID: MB 240-27022/11
Matrix: Water
Analysis Batch: 27022

Client Sample ID: Method Blank
Prep Type: Total/NA

Surrogate	MB %Recovery	MB Qualifier	Limits	Prepared	Analyzed	Dil Fac
1,2-Dichloroethane-d4 (Surr)	103		63 - 129		12/15/11 15:40	1
4-Bromofluorobenzene (Surr)	102		66 - 117		12/15/11 15:40	1
Toluene-d8 (Surr)	94		74 - 115		12/15/11 15:40	1
Dibromofluoromethane (Surr)	110		75 - 121		12/15/11 15:40	1

Lab Sample ID: LCS 240-27022/12
Matrix: Water
Analysis Batch: 27022

Client Sample ID: Lab Control Sample
Prep Type: Total/NA

Analyte	Spike Added	LCS Result	LCS Qualifier	Unit	D	%Rec	%Rec. Limits
Acetone	20.0	17.1		ug/L		86	43 - 136
Benzene	10.0	10.8		ug/L		108	83 - 112
Dichlorobromomethane	10.0	10.8		ug/L		108	72 - 121
Bromoform	10.0	9.04		ug/L		90	40 - 131
Bromomethane	10.0	8.80		ug/L		88	11 - 185
2-Butanone (MEK)	20.0	19.4		ug/L		97	60 - 126
Carbon disulfide	10.0	9.76		ug/L		98	62 - 142
Carbon tetrachloride	10.0	11.6		ug/L		116	66 - 128
Chlorobenzene	10.0	10.0		ug/L		100	85 - 110
Chloroethane	10.0	9.38		ug/L		94	25 - 153
Chloroform	10.0	10.7		ug/L		107	79 - 117
Chloromethane	10.0	9.22		ug/L		92	44 - 126
1,1-Dichloroethane	10.0	10.6		ug/L		106	82 - 115
1,2-Dichloroethane	10.0	10.5		ug/L		105	71 - 127
1,1-Dichloroethene	10.0	10.5		ug/L		105	78 - 131
1,2-Dichloropropane	10.0	9.80		ug/L		98	81 - 115
cis-1,3-Dichloropropene	10.0	10.3		ug/L		103	61 - 115
trans-1,3-Dichloropropene	10.0	8.57		ug/L		86	58 - 117
Ethylbenzene	10.0	10.4		ug/L		104	83 - 112
2-Hexanone	20.0	20.8		ug/L		104	55 - 133
Methylene Chloride	10.0	10.3		ug/L		103	66 - 131
4-Methyl-2-pentanone (MIBK)	20.0	22.9		ug/L		115	63 - 128
Styrene	10.0	10.1		ug/L		101	79 - 114
1,1,2,2-Tetrachloroethane	10.0	10.5		ug/L		105	68 - 118
Tetrachloroethene	10.0	10.5		ug/L		105	79 - 114
Toluene	10.0	11.0		ug/L		110	84 - 111
Trichloroethene	10.0	10.3		ug/L		103	76 - 117
Vinyl chloride	10.0	9.14		ug/L		91	53 - 127
Xylenes, Total	30.0	31.6		ug/L		105	83 - 112
1,1,1-Trichloroethane	10.0	11.4		ug/L		114	74 - 118
1,1,2-Trichloroethane	10.0	9.99		ug/L		100	80 - 112
Cyclohexane	10.0	11.4		ug/L		114	54 - 121
1,2-Dibromo-3-Chloropropane	10.0	11.3		ug/L		113	42 - 136
Ethylene Dibromide	10.0	10.0		ug/L		100	79 - 113
Dichlorodifluoromethane	10.0	6.40		ug/L		64	19 - 129
cis-1,2-Dichloroethene	10.0	10.6		ug/L		106	80 - 113
trans-1,2-Dichloroethene	10.0	10.6		ug/L		106	83 - 117
Isopropylbenzene	10.0	9.91		ug/L		99	75 - 114
Methyl acetate	10.0	9.61	J	ug/L		96	58 - 131

Method: 8260B - Volatile Organic Compounds (GC/MS) (Continued)

Lab Sample ID: LCS 240-27022/12
Matrix: Water
Analysis Batch: 27022

Client Sample ID: Lab Control Sample
Prep Type: Total/NA

Analyte	Spike Added	LCS Result	LCS Qualifier	Unit	D	%Rec	%Rec. Limits
Methyl tert-butyl ether	10.0	10.3		ug/L		103	52 - 144
1,1,2-Trichloro-1,2,2-trifluoroethane	10.0	10.3		ug/L		103	74 - 151
1,2,4-Trichlorobenzene	10.0	9.36		ug/L		94	48 - 135
1,2-Dichlorobenzene	10.0	9.91		ug/L		99	81 - 110
1,3-Dichlorobenzene	10.0	9.85		ug/L		99	80 - 110
1,4-Dichlorobenzene	10.0	9.80		ug/L		98	82 - 110
Trichlorofluoromethane	10.0	11.0		ug/L		110	49 - 157
Chlorodibromomethane	10.0	9.40		ug/L		94	64 - 119
Methylcyclohexane	10.0	9.92		ug/L		99	56 - 127
m-Xylene & p-Xylene	20.0	21.4		ug/L		107	83 - 113
o-Xylene	10.0	10.2		ug/L		102	83 - 113

Surrogate	*LCS %Recovery*	*LCS Qualifier*	*Limits*
1,2-Dichloroethane-d4 (Surr)	*100*		*63 - 129*
4-Bromofluorobenzene (Surr)	*100*		*66 - 117*
Toluene-d8 (Surr)	*105*		*74 - 115*
Dibromofluoromethane (Surr)	*107*		*75 - 121*

Lab Sample ID: MB 240-27185/5
Matrix: Water
Analysis Batch: 27185

Client Sample ID: Method Blank
Prep Type: Total/NA

Analyte	MB Result	MB Qualifier	RL	MDL	Unit	D	Prepared	Analyzed	Dil Fac
Acetone	10	U	10	1.1	ug/L			12/16/11 12:36	1
Benzene	1.0	U	1.0	0.13	ug/L			12/16/11 12:36	1
Dichlorobromomethane	1.0	U	1.0	0.15	ug/L			12/16/11 12:36	1
Bromoform	1.0	U	1.0	0.64	ug/L			12/16/11 12:36	1
Bromomethane	1.0	U	1.0	0.41	ug/L			12/16/11 12:36	1
2-Butanone (MEK)	10	U	10	0.57	ug/L			12/16/11 12:36	1
Carbon disulfide	1.0	U	1.0	0.13	ug/L			12/16/11 12:36	1
Carbon tetrachloride	1.0	U	1.0	0.13	ug/L			12/16/11 12:36	1
Chlorobenzene	1.0	U	1.0	0.15	ug/L			12/16/11 12:36	1
Chloroethane	1.0	U	1.0	0.29	ug/L			12/16/11 12:36	1
Chloroform	1.0	U	1.0	0.16	ug/L			12/16/11 12:36	1
Chloromethane	1.0	U	1.0	0.30	ug/L			12/16/11 12:36	1
1,1-Dichloroethane	1.0	U	1.0	0.15	ug/L			12/16/11 12:36	1
1,2-Dichloroethane	1.0	U	1.0	0.22	ug/L			12/16/11 12:36	1
1,1-Dichloroethene	1.0	U	1.0	0.19	ug/L			12/16/11 12:36	1
1,2-Dichloropropane	1.0	U	1.0	0.18	ug/L			12/16/11 12:36	1
cis-1,3-Dichloropropene	1.0	U	1.0	0.14	ug/L			12/16/11 12:36	1
trans-1,3-Dichloropropene	1.0	U	1.0	0.19	ug/L			12/16/11 12:36	1
Ethylbenzene	1.0	U	1.0	0.17	ug/L			12/16/11 12:36	1
2-Hexanone	10	U	10	0.41	ug/L			12/16/11 12:36	1
Methylene Chloride	1.0	U	1.0	0.33	ug/L			12/16/11 12:36	1
4-Methyl-2-pentanone (MIBK)	10	U	10	0.32	ug/L			12/16/11 12:36	1
Styrene	1.0	U	1.0	0.11	ug/L			12/16/11 12:36	1
1,1,2,2-Tetrachloroethane	1.0	U	1.0	0.18	ug/L			12/16/11 12:36	1
Tetrachloroethene	1.0	U	1.0	0.29	ug/L			12/16/11 12:36	1
Toluene	1.0	U	1.0	0.13	ug/L			12/16/11 12:36	1

Method: 8260B - Volatile Organic Compounds (GC/MS) (Continued)

Lab Sample ID: MB 240-27185/5
Matrix: Water
Analysis Batch: 27185

Client Sample ID: Method Blank
Prep Type: Total/NA

Analyte	MB Result	MB Qualifier	RL	MDL	Unit	D	Prepared	Analyzed	Dil Fac
Trichloroethene	1.0	U	1.0	0.17	ug/L			12/16/11 12:36	1
Vinyl chloride	1.0	U	1.0	0.22	ug/L			12/16/11 12:36	1
Xylenes, Total	2.0	U	2.0	0.28	ug/L			12/16/11 12:36	1
1,1,1-Trichloroethane	1.0	U	1.0	0.22	ug/L			12/16/11 12:36	1
1,1,2-Trichloroethane	1.0	U	1.0	0.27	ug/L			12/16/11 12:36	1
Cyclohexane	1.0	U	1.0	0.12	ug/L			12/16/11 12:36	1
1,2-Dibromo-3-Chloropropane	2.0	U	2.0	0.67	ug/L			12/16/11 12:36	1
Ethylene Dibromide	1.0	U	1.0	0.24	ug/L			12/16/11 12:36	1
Dichlorodifluoromethane	1.0	U	1.0	0.31	ug/L			12/16/11 12:36	1
cis-1,2-Dichloroethene	1.0	U	1.0	0.17	ug/L			12/16/11 12:36	1
trans-1,2-Dichloroethene	1.0	U	1.0	0.19	ug/L			12/16/11 12:36	1
Isopropylbenzene	1.0	U	1.0	0.13	ug/L			12/16/11 12:36	1
Methyl acetate	10	U	10	0.38	ug/L			12/16/11 12:36	1
Methyl tert-butyl ether	5.0	U	5.0	0.17	ug/L			12/16/11 12:36	1
1,1,2-Trichloro-1,2,2-trifluoroethane	1.0	U	1.0	0.28	ug/L			12/16/11 12:36	1
1,2,4-Trichlorobenzene	1.0	U	1.0	0.15	ug/L			12/16/11 12:36	1
1,2-Dichlorobenzene	1.0	U	1.0	0.13	ug/L			12/16/11 12:36	1
1,3-Dichlorobenzene	1.0	U	1.0	0.14	ug/L			12/16/11 12:36	1
1,4-Dichlorobenzene	1.0	U	1.0	0.13	ug/L			12/16/11 12:36	1
Trichlorofluoromethane	1.0	U	1.0	0.21	ug/L			12/16/11 12:36	1
Chlorodibromomethane	1.0	U	1.0	0.18	ug/L			12/16/11 12:36	1
Methylcyclohexane	1.0	U	1.0	0.13	ug/L			12/16/11 12:36	1

Surrogate	*MB %Recovery*	*MB Qualifier*	*Limits*	*Prepared*	*Analyzed*	*Dil Fac*
1,2-Dichloroethane-d4 (Surr)	*94*		*63 - 129*		*12/16/11 12:36*	*1*
4-Bromofluorobenzene (Surr)	*85*		*66 - 117*		*12/16/11 12:36*	*1*
Toluene-d8 (Surr)	*105*		*74 - 115*		*12/16/11 12:36*	*1*
Dibromofluoromethane (Surr)	*101*		*75 - 121*		*12/16/11 12:36*	*1*

Lab Sample ID: LCS 240-27185/4
Matrix: Water
Analysis Batch: 27185

Client Sample ID: Lab Control Sample
Prep Type: Total/NA

Analyte	Spike Added	LCS Result	LCS Qualifier	Unit	D	%Rec	%Rec. Limits
Acetone	20.0	16.5		ug/L		83	43 - 136
Benzene	10.0	10.2		ug/L		102	83 - 112
Dichlorobromomethane	10.0	10.7		ug/L		107	72 - 121
Bromoform	10.0	9.13		ug/L		91	40 - 131
Bromomethane	10.0	7.02		ug/L		70	11 - 185
2-Butanone (MEK)	20.0	19.7		ug/L		99	60 - 126
Carbon disulfide	10.0	7.60		ug/L		76	62 - 142
Carbon tetrachloride	10.0	11.5		ug/L		115	66 - 128
Chlorobenzene	10.0	9.64		ug/L		96	85 - 110
Chloroethane	10.0	7.36		ug/L		74	25 - 153
Chloroform	10.0	10.9		ug/L		109	79 - 117
Chloromethane	10.0	8.31		ug/L		83	44 - 126
1,1-Dichloroethane	10.0	9.02		ug/L		90	82 - 115
1,2-Dichloroethane	10.0	11.3		ug/L		113	71 - 127
1,1-Dichloroethene	10.0	8.02		ug/L		80	78 - 131

Method: 8260B - Volatile Organic Compounds (GC/MS) (Continued)

Lab Sample ID: LCS 240-27185/4
Matrix: Water
Analysis Batch: 27185

Client Sample ID: Lab Control Sample
Prep Type: Total/NA

Analyte	Spike Added	LCS Result	LCS Qualifier	Unit	D	%Rec	%Rec. Limits
1,2-Dichloropropane	10.0	10.0		ug/L		100	81 - 115
cis-1,3-Dichloropropene	10.0	10.3		ug/L		103	61 - 115
trans-1,3-Dichloropropene	10.0	8.89		ug/L		89	58 - 117
Ethylbenzene	10.0	9.86		ug/L		99	83 - 112
2-Hexanone	20.0	19.2		ug/L		96	55 - 133
Methylene Chloride	10.0	8.44		ug/L		84	66 - 131
4-Methyl-2-pentanone (MIBK)	20.0	23.3		ug/L		117	63 - 128
Styrene	10.0	10.1		ug/L		101	79 - 114
1,1,2,2-Tetrachloroethane	10.0	12.3	*	ug/L		123	68 - 118
Tetrachloroethene	10.0	9.96		ug/L		100	79 - 114
Toluene	10.0	9.56		ug/L		96	84 - 111
Trichloroethene	10.0	9.56		ug/L		96	76 - 117
Vinyl chloride	10.0	8.01		ug/L		80	53 - 127
Xylenes, Total	30.0	26.7		ug/L		89	83 - 112
1,1,1-Trichloroethane	10.0	11.2		ug/L		112	74 - 118
1,1,2-Trichloroethane	10.0	9.49		ug/L		95	80 - 112
Cyclohexane	10.0	10.1		ug/L		101	54 - 121
1,2-Dibromo-3-Chloropropane	10.0	11.3		ug/L		113	42 - 136
Ethylene Dibromide	10.0	9.48		ug/L		95	79 - 113
Dichlorodifluoromethane	10.0	5.95		ug/L		60	19 - 129
cis-1,2-Dichloroethene	10.0	9.16		ug/L		92	80 - 113
trans-1,2-Dichloroethene	10.0	8.27		ug/L		83	83 - 117
Isopropylbenzene	10.0	9.61		ug/L		96	75 - 114
Methyl acetate	10.0	8.13	J	ug/L		81	58 - 131
Methyl tert-butyl ether	10.0	9.11		ug/L		91	52 - 144
1,1,2-Trichloro-1,2,2-trifluoroethane	10.0	8.05		ug/L		81	74 - 151
1,2,4-Trichlorobenzene	10.0	11.8		ug/L		118	48 - 135
1,2-Dichlorobenzene	10.0	10.1		ug/L		101	81 - 110
1,3-Dichlorobenzene	10.0	9.60		ug/L		96	80 - 110
1,4-Dichlorobenzene	10.0	9.33		ug/L		93	82 - 110
Trichlorofluoromethane	10.0	9.71		ug/L		97	49 - 157
Chlorodibromomethane	10.0	9.66		ug/L		97	64 - 119
Methylcyclohexane	10.0	9.79		ug/L		98	56 - 127
o-Xylene	10.0	10.3		ug/L		103	83 - 113

Surrogate	*LCS %Recovery*	*LCS Qualifier*	*Limits*
1,2-Dichloroethane-d4 (Surr)	*107*		*63 - 129*
4-Bromofluorobenzene (Surr)	*92*		*66 - 117*
Toluene-d8 (Surr)	*92*		*74 - 115*
Dibromofluoromethane (Surr)	*106*		*75 - 121*

Lab Sample ID: LCS 240-27185/6
Matrix: Water
Analysis Batch: 27185

Client Sample ID: Lab Control Sample
Prep Type: Total/NA

Analyte	Spike Added	LCS Result	LCS Qualifier	Unit	D	%Rec	%Rec. Limits
m-Xylene & p-Xylene	20.0	19.1		ug/L		96	83 - 113

Method: 8260B - Volatile Organic Compounds (GC/MS) (Continued)

Lab Sample ID: LCS 240-27185/6
Matrix: Water
Analysis Batch: 27185

Client Sample ID: Lab Control Sample
Prep Type: Total/NA

Surrogate	*LCS %Recovery*	*LCS Qualifier*	*Limits*
1,2-Dichloroethane-d4 (Surr)	*101*		*63 - 129*
4-Bromofluorobenzene (Surr)	*75*		*66 - 117*
Toluene-d8 (Surr)	*98*		*74 - 115*
Dibromofluoromethane (Surr)	*102*		*75 - 121*

Lab Sample ID: MB 240-27284/11
Matrix: Water
Analysis Batch: 27284

Client Sample ID: Method Blank
Prep Type: Total/NA

Analyte	MB Result	MB Qualifier	RL	MDL	Unit	D	Prepared	Analyzed	Dil Fac
Acetone	10	U	10	1.1	ug/L			12/17/11 18:34	1
Benzene	1.0	U	1.0	0.13	ug/L			12/17/11 18:34	1
Dichlorobromomethane	1.0	U	1.0	0.15	ug/L			12/17/11 18:34	1
Bromoform	1.0	U	1.0	0.64	ug/L			12/17/11 18:34	1
Bromomethane	1.0	U	1.0	0.41	ug/L			12/17/11 18:34	1
2-Butanone (MEK)	10	U	10	0.57	ug/L			12/17/11 18:34	1
Carbon disulfide	1.0	U	1.0	0.13	ug/L			12/17/11 18:34	1
Carbon tetrachloride	1.0	U	1.0	0.13	ug/L			12/17/11 18:34	1
Chlorobenzene	1.0	U	1.0	0.15	ug/L			12/17/11 18:34	1
Chloroethane	1.0	U	1.0	0.29	ug/L			12/17/11 18:34	1
Chloroform	1.0	U	1.0	0.16	ug/L			12/17/11 18:34	1
Chloromethane	1.0	U	1.0	0.30	ug/L			12/17/11 18:34	1
1,1-Dichloroethane	1.0	U	1.0	0.15	ug/L			12/17/11 18:34	1
1,2-Dichloroethane	1.0	U	1.0	0.22	ug/L			12/17/11 18:34	1
1,1-Dichloroethene	1.0	U	1.0	0.19	ug/L			12/17/11 18:34	1
1,2-Dichloropropane	1.0	U	1.0	0.18	ug/L			12/17/11 18:34	1
cis-1,3-Dichloropropene	1.0	U	1.0	0.14	ug/L			12/17/11 18:34	1
trans-1,3-Dichloropropene	1.0	U	1.0	0.19	ug/L			12/17/11 18:34	1
Ethylbenzene	1.0	U	1.0	0.17	ug/L			12/17/11 18:34	1
2-Hexanone	10	U	10	0.41	ug/L			12/17/11 18:34	1
Methylene Chloride	1.0	U	1.0	0.33	ug/L			12/17/11 18:34	1
4-Methyl-2-pentanone (MIBK)	10	U	10	0.32	ug/L			12/17/11 18:34	1
Styrene	1.0	U	1.0	0.11	ug/L			12/17/11 18:34	1
1,1,2,2-Tetrachloroethane	1.0	U	1.0	0.18	ug/L			12/17/11 18:34	1
Tetrachloroethene	1.0	U	1.0	0.29	ug/L			12/17/11 18:34	1
Toluene	1.0	U	1.0	0.13	ug/L			12/17/11 18:34	1
Trichloroethene	1.0	U	1.0	0.17	ug/L			12/17/11 18:34	1
Vinyl chloride	1.0	U	1.0	0.22	ug/L			12/17/11 18:34	1
Xylenes, Total	2.0	U	2.0	0.28	ug/L			12/17/11 18:34	1
1,1,1-Trichloroethane	1.0	U	1.0	0.22	ug/L			12/17/11 18:34	1
1,1,2-Trichloroethane	1.0	U	1.0	0.27	ug/L			12/17/11 18:34	1
Cyclohexane	1.0	U	1.0	0.12	ug/L			12/17/11 18:34	1
1,2-Dibromo-3-Chloropropane	2.0	U	2.0	0.67	ug/L			12/17/11 18:34	1
Ethylene Dibromide	1.0	U	1.0	0.24	ug/L			12/17/11 18:34	1
Dichlorodifluoromethane	1.0	U	1.0	0.31	ug/L			12/17/11 18:34	1
cis-1,2-Dichloroethene	1.0	U	1.0	0.17	ug/L			12/17/11 18:34	1
trans-1,2-Dichloroethene	1.0	U	1.0	0.19	ug/L			12/17/11 18:34	1
Isopropylbenzene	1.0	U	1.0	0.13	ug/L			12/17/11 18:34	1
Methyl acetate	10	U	10	0.38	ug/L			12/17/11 18:34	1

Method: 8260B - Volatile Organic Compounds (GC/MS) (Continued)

Lab Sample ID: MB 240-27284/11
Matrix: Water
Analysis Batch: 27284

Client Sample ID: Method Blank
Prep Type: Total/NA

Analyte	MB Result	MB Qualifier	RL	MDL	Unit	D	Prepared	Analyzed	Dil Fac
Methyl tert-butyl ether	5.0	U	5.0	0.17	ug/L			12/17/11 18:34	1
1,1,2-Trichloro-1,2,2-trifluoroethane	1.0	U	1.0	0.28	ug/L			12/17/11 18:34	1
1,2,4-Trichlorobenzene	1.0	U	1.0	0.15	ug/L			12/17/11 18:34	1
1,2-Dichlorobenzene	1.0	U	1.0	0.13	ug/L			12/17/11 18:34	1
1,3-Dichlorobenzene	1.0	U	1.0	0.14	ug/L			12/17/11 18:34	1
1,4-Dichlorobenzene	1.0	U	1.0	0.13	ug/L			12/17/11 18:34	1
Trichlorofluoromethane	1.0	U	1.0	0.21	ug/L			12/17/11 18:34	1
Chlorodibromomethane	1.0	U	1.0	0.18	ug/L			12/17/11 18:34	1
Methylcyclohexane	1.0	U	1.0	0.13	ug/L			12/17/11 18:34	1

Surrogate	*MB %Recovery*	*MB Qualifier*	*Limits*	*Prepared*	*Analyzed*	*Dil Fac*
1,2-Dichloroethane-d4 (Surr)	*91*		*63 - 129*		*12/17/11 18:34*	*1*
4-Bromofluorobenzene (Surr)	*80*		*66 - 117*		*12/17/11 18:34*	*1*
Toluene-d8 (Surr)	*87*		*74 - 115*		*12/17/11 18:34*	*1*
Dibromofluoromethane (Surr)	*91*		*75 - 121*		*12/17/11 18:34*	*1*

Lab Sample ID: LCS 240-27284/10
Matrix: Water
Analysis Batch: 27284

Client Sample ID: Lab Control Sample
Prep Type: Total/NA

Analyte	Spike Added	LCS Result	LCS Qualifier	Unit	D	%Rec	%Rec. Limits
Acetone	20.0	15.5		ug/L		78	43 - 136
Benzene	10.0	9.57		ug/L		96	83 - 112
Dichlorobromomethane	10.0	9.39		ug/L		94	72 - 121
Bromoform	10.0	8.26		ug/L		83	40 - 131
Bromomethane	10.0	8.57		ug/L		86	11 - 185
2-Butanone (MEK)	20.0	17.0		ug/L		85	60 - 126
Carbon disulfide	10.0	9.27		ug/L		93	62 - 142
Carbon tetrachloride	10.0	8.50		ug/L		85	66 - 128
Chlorobenzene	10.0	9.43		ug/L		94	85 - 110
Chloroethane	10.0	7.80		ug/L		78	25 - 153
Chloroform	10.0	9.46		ug/L		95	79 - 117
Chloromethane	10.0	8.12		ug/L		81	44 - 126
1,1-Dichloroethane	10.0	9.54		ug/L		95	82 - 115
1,2-Dichloroethane	10.0	9.16		ug/L		92	71 - 127
1,1-Dichloroethene	10.0	9.70		ug/L		97	78 - 131
1,2-Dichloropropane	10.0	9.60		ug/L		96	81 - 115
cis-1,3-Dichloropropene	10.0	8.02		ug/L		80	61 - 115
trans-1,3-Dichloropropene	10.0	8.63		ug/L		86	58 - 117
Ethylbenzene	10.0	9.48		ug/L		95	83 - 112
2-Hexanone	20.0	19.6		ug/L		98	55 - 133
Methylene Chloride	10.0	9.08		ug/L		91	66 - 131
4-Methyl-2-pentanone (MIBK)	20.0	19.3		ug/L		97	63 - 128
Styrene	10.0	8.82		ug/L		88	79 - 114
1,1,2,2-Tetrachloroethane	10.0	8.79		ug/L		88	68 - 118
Tetrachloroethene	10.0	9.48		ug/L		95	79 - 114
Toluene	10.0	9.52		ug/L		95	84 - 111
Trichloroethene	10.0	9.31		ug/L		93	76 - 117
Vinyl chloride	10.0	7.82		ug/L		78	53 - 127

Method: 8260B - Volatile Organic Compounds (GC/MS) (Continued)

Lab Sample ID: LCS 240-27284/10
Matrix: Water
Analysis Batch: 27284

Client Sample ID: Lab Control Sample
Prep Type: Total/NA

Analyte	Spike Added	LCS Result	LCS Qualifier	Unit	D	%Rec	%Rec. Limits
Xylenes, Total	30.0	28.8		ug/L		96	83 - 112
1,1,1-Trichloroethane	10.0	9.66		ug/L		97	74 - 118
1,1,2-Trichloroethane	10.0	9.36		ug/L		94	80 - 112
Cyclohexane	10.0	9.09		ug/L		91	54 - 121
1,2-Dibromo-3-Chloropropane	10.0	8.29		ug/L		83	42 - 136
Ethylene Dibromide	10.0	9.14		ug/L		91	79 - 113
Dichlorodifluoromethane	10.0	5.80		ug/L		58	19 - 129
cis-1,2-Dichloroethene	10.0	9.41		ug/L		94	80 - 113
trans-1,2-Dichloroethene	10.0	9.63		ug/L		96	83 - 117
Isopropylbenzene	10.0	8.54		ug/L		85	75 - 114
Methyl acetate	10.0	9.27	J	ug/L		93	58 - 131
Methyl tert-butyl ether	10.0	9.52		ug/L		95	52 - 144
1,1,2-Trichloro-1,2,2-trifluoroethane	10.0	9.20		ug/L		92	74 - 151
1,2,4-Trichlorobenzene	10.0	7.91		ug/L		79	48 - 135
1,2-Dichlorobenzene	10.0	9.17		ug/L		92	81 - 110
1,3-Dichlorobenzene	10.0	9.17		ug/L		92	80 - 110
1,4-Dichlorobenzene	10.0	9.05		ug/L		91	82 - 110
Trichlorofluoromethane	10.0	8.89		ug/L		89	49 - 157
Chlorodibromomethane	10.0	8.50		ug/L		85	64 - 119
Methylcyclohexane	10.0	7.98		ug/L		80	56 - 127
m-Xylene & p-Xylene	20.0	19.0		ug/L		95	83 - 113
o-Xylene	10.0	9.80		ug/L		98	83 - 113

Surrogate	*LCS %Recovery*	*LCS Qualifier*	*Limits*
1,2-Dichloroethane-d4 (Surr)	*89*		*63 - 129*
4-Bromofluorobenzene (Surr)	*95*		*66 - 117*
Toluene-d8 (Surr)	*97*		*74 - 115*
Dibromofluoromethane (Surr)	*92*		*75 - 121*

Lab Sample ID: MB 240-27525/6
Matrix: Water
Analysis Batch: 27525

Client Sample ID: Method Blank
Prep Type: Total/NA

Analyte	MB Result	MB Qualifier	RL	MDL	Unit	D	Prepared	Analyzed	Dil Fac
Acetone	10	U	10	1.1	ug/L			12/20/11 12:03	1
Benzene	1.0	U	1.0	0.13	ug/L			12/20/11 12:03	1
Dichlorobromomethane	1.0	U	1.0	0.15	ug/L			12/20/11 12:03	1
Bromoform	1.0	U	1.0	0.64	ug/L			12/20/11 12:03	1
Bromomethane	1.0	U	1.0	0.41	ug/L			12/20/11 12:03	1
2-Butanone (MEK)	10	U	10	0.57	ug/L			12/20/11 12:03	1
Carbon disulfide	1.0	U	1.0	0.13	ug/L			12/20/11 12:03	1
Carbon tetrachloride	1.0	U	1.0	0.13	ug/L			12/20/11 12:03	1
Chlorobenzene	1.0	U	1.0	0.15	ug/L			12/20/11 12:03	1
Chloroethane	1.0	U	1.0	0.29	ug/L			12/20/11 12:03	1
Chloroform	1.0	U	1.0	0.16	ug/L			12/20/11 12:03	1
Chloromethane	1.0	U	1.0	0.30	ug/L			12/20/11 12:03	1
1,1-Dichloroethane	1.0	U	1.0	0.15	ug/L			12/20/11 12:03	1
1,2-Dichloroethane	1.0	U	1.0	0.22	ug/L			12/20/11 12:03	1
1,1-Dichloroethene	1.0	U	1.0	0.19	ug/L			12/20/11 12:03	1

Method: 8260B - Volatile Organic Compounds (GC/MS) (Continued)

Lab Sample ID: MB 240-27525/6
Matrix: Water
Analysis Batch: 27525

Client Sample ID: Method Blank
Prep Type: Total/NA

Analyte	MB Result	MB Qualifier	RL	MDL	Unit	D	Prepared	Analyzed	Dil Fac
1,2-Dichloropropane	1.0	U	1.0	0.18	ug/L			12/20/11 12:03	1
cis-1,3-Dichloropropene	1.0	U	1.0	0.14	ug/L			12/20/11 12:03	1
trans-1,3-Dichloropropene	1.0	U	1.0	0.19	ug/L			12/20/11 12:03	1
Ethylbenzene	1.0	U	1.0	0.17	ug/L			12/20/11 12:03	1
2-Hexanone	10	U	10	0.41	ug/L			12/20/11 12:03	1
Methylene Chloride	1.0	U	1.0	0.33	ug/L			12/20/11 12:03	1
4-Methyl-2-pentanone (MIBK)	10	U	10	0.32	ug/L			12/20/11 12:03	1
Styrene	1.0	U	1.0	0.11	ug/L			12/20/11 12:03	1
1,1,2,2-Tetrachloroethane	1.0	U	1.0	0.18	ug/L			12/20/11 12:03	1
Tetrachloroethene	1.0	U	1.0	0.29	ug/L			12/20/11 12:03	1
Toluene	1.0	U	1.0	0.13	ug/L			12/20/11 12:03	1
Trichloroethene	1.0	U	1.0	0.17	ug/L			12/20/11 12:03	1
Vinyl chloride	1.0	U	1.0	0.22	ug/L			12/20/11 12:03	1
Xylenes, Total	2.0	U	2.0	0.28	ug/L			12/20/11 12:03	1
1,1,1-Trichloroethane	1.0	U	1.0	0.22	ug/L			12/20/11 12:03	1
1,1,2-Trichloroethane	1.0	U	1.0	0.27	ug/L			12/20/11 12:03	1
Cyclohexane	1.0	U	1.0	0.12	ug/L			12/20/11 12:03	1
1,2-Dibromo-3-Chloropropane	2.0	U	2.0	0.67	ug/L			12/20/11 12:03	1
Ethylene Dibromide	1.0	U	1.0	0.24	ug/L			12/20/11 12:03	1
Dichlorodifluoromethane	1.0	U	1.0	0.31	ug/L			12/20/11 12:03	1
cis-1,2-Dichloroethene	1.0	U	1.0	0.17	ug/L			12/20/11 12:03	1
trans-1,2-Dichloroethene	1.0	U	1.0	0.19	ug/L			12/20/11 12:03	1
Isopropylbenzene	1.0	U	1.0	0.13	ug/L			12/20/11 12:03	1
Methyl acetate	10	U	10	0.38	ug/L			12/20/11 12:03	1
Methyl tert-butyl ether	5.0	U	5.0	0.17	ug/L			12/20/11 12:03	1
1,1,2-Trichloro-1,2,2-trifluoroethane	1.0	U	1.0	0.28	ug/L			12/20/11 12:03	1
1,2,4-Trichlorobenzene	1.0	U	1.0	0.15	ug/L			12/20/11 12:03	1
1,2-Dichlorobenzene	1.0	U	1.0	0.13	ug/L			12/20/11 12:03	1
1,3-Dichlorobenzene	1.0	U	1.0	0.14	ug/L			12/20/11 12:03	1
1,4-Dichlorobenzene	1.0	U	1.0	0.13	ug/L			12/20/11 12:03	1
Trichlorofluoromethane	1.0	U	1.0	0.21	ug/L			12/20/11 12:03	1
Chlorodibromomethane	1.0	U	1.0	0.18	ug/L			12/20/11 12:03	1
Methylcyclohexane	1.0	U	1.0	0.13	ug/L			12/20/11 12:03	1

Surrogate	*MB %Recovery*	*MB Qualifier*	*Limits*	*Prepared*	*Analyzed*	*Dil Fac*
1,2-Dichloroethane-d4 (Surr)	*88*		*63 - 129*		*12/20/11 12:03*	*1*
4-Bromofluorobenzene (Surr)	*83*		*66 - 117*		*12/20/11 12:03*	*1*
Toluene-d8 (Surr)	*93*		*74 - 115*		*12/20/11 12:03*	*1*
Dibromofluoromethane (Surr)	*90*		*75 - 121*		*12/20/11 12:03*	*1*

Lab Sample ID: LCS 240-27525/5
Matrix: Water
Analysis Batch: 27525

Client Sample ID: Lab Control Sample
Prep Type: Total/NA

Analyte	Spike Added	LCS Result	LCS Qualifier	Unit	D	%Rec	%Rec. Limits
Acetone	20.0	17.3		ug/L		87	43 - 136
Benzene	10.0	9.81		ug/L		98	83 - 112
Dichlorobromomethane	10.0	9.19		ug/L		92	72 - 121
Bromoform	10.0	7.81		ug/L		78	40 - 131

Method: 8260B - Volatile Organic Compounds (GC/MS) (Continued)

Lab Sample ID: LCS 240-27525/5
Matrix: Water
Analysis Batch: 27525

Client Sample ID: Lab Control Sample
Prep Type: Total/NA

Analyte	Spike Added	LCS Result	LCS Qualifier	Unit	D	%Rec	%Rec. Limits
Bromomethane	10.0	8.80		ug/L		88	11 - 185
2-Butanone (MEK)	20.0	16.9		ug/L		85	60 - 126
Carbon disulfide	10.0	10.1		ug/L		101	62 - 142
Carbon tetrachloride	10.0	8.28		ug/L		83	66 - 128
Chlorobenzene	10.0	9.50		ug/L		95	85 - 110
Chloroethane	10.0	8.88		ug/L		89	25 - 153
Chloroform	10.0	9.45		ug/L		95	79 - 117
Chloromethane	10.0	8.92		ug/L		89	44 - 126
1,1-Dichloroethane	10.0	9.92		ug/L		99	82 - 115
1,2-Dichloroethane	10.0	8.88		ug/L		89	71 - 127
1,1-Dichloroethene	10.0	10.4		ug/L		104	78 - 131
1,2-Dichloropropane	10.0	10.3		ug/L		103	81 - 115
cis-1,3-Dichloropropene	10.0	8.03		ug/L		80	61 - 115
trans-1,3-Dichloropropene	10.0	8.34		ug/L		83	58 - 117
Ethylbenzene	10.0	9.77		ug/L		98	83 - 112
2-Hexanone	20.0	19.8		ug/L		99	55 - 133
Methylene Chloride	10.0	8.99		ug/L		90	66 - 131
4-Methyl-2-pentanone (MIBK)	20.0	19.3		ug/L		97	63 - 128
Styrene	10.0	8.75		ug/L		88	79 - 114
1,1,2,2-Tetrachloroethane	10.0	8.96		ug/L		90	68 - 118
Tetrachloroethene	10.0	9.07		ug/L		91	79 - 114
Toluene	10.0	9.87		ug/L		99	84 - 111
Trichloroethene	10.0	9.27		ug/L		93	76 - 117
Vinyl chloride	10.0	8.81		ug/L		88	53 - 127
Xylenes, Total	30.0	30.0		ug/L		100	83 - 112
1,1,1-Trichloroethane	10.0	9.18		ug/L		92	74 - 118
1,1,2-Trichloroethane	10.0	9.47		ug/L		95	80 - 112
Cyclohexane	10.0	9.61		ug/L		96	54 - 121
1,2-Dibromo-3-Chloropropane	10.0	8.24		ug/L		82	42 - 136
Ethylene Dibromide	10.0	9.10		ug/L		91	79 - 113
Dichlorodifluoromethane	10.0	5.56		ug/L		56	19 - 129
cis-1,2-Dichloroethene	10.0	9.51		ug/L		95	80 - 113
trans-1,2-Dichloroethene	10.0	10.0		ug/L		100	83 - 117
Isopropylbenzene	10.0	8.71		ug/L		87	75 - 114
Methyl acetate	10.0	9.70	J	ug/L		97	58 - 131
Methyl tert-butyl ether	10.0	9.25		ug/L		93	52 - 144
1,1,2-Trichloro-1,2,2-trifluoroetha ne	10.0	9.73		ug/L		97	74 - 151
1,2,4-Trichlorobenzene	10.0	8.19		ug/L		82	48 - 135
1,2-Dichlorobenzene	10.0	9.36		ug/L		94	81 - 110
1,3-Dichlorobenzene	10.0	9.17		ug/L		92	80 - 110
1,4-Dichlorobenzene	10.0	9.12		ug/L		91	82 - 110
Trichlorofluoromethane	10.0	9.48		ug/L		95	49 - 157
Chlorodibromomethane	10.0	8.18		ug/L		82	64 - 119
Methylcyclohexane	10.0	8.32		ug/L		83	56 - 127
m-Xylene & p-Xylene	20.0	20.1		ug/L		101	83 - 113
o-Xylene	10.0	9.85		ug/L		99	83 - 113

Method: 8260B - Volatile Organic Compounds (GC/MS) (Continued)

Lab Sample ID: LCS 240-27525/5
Matrix: Water
Analysis Batch: 27525

Client Sample ID: Lab Control Sample
Prep Type: Total/NA

Surrogate	LCS %Recovery	LCS Qualifier	Limits
1,2-Dichloroethane-d4 (Surr)	*85*		*63 - 129*
4-Bromofluorobenzene (Surr)	*95*		*66 - 117*
Toluene-d8 (Surr)	*96*		*74 - 115*
Dibromofluoromethane (Surr)	*89*		*75 - 121*

Lab Sample ID: 240-6710-6 MS
Matrix: Water
Analysis Batch: 27525

Client Sample ID: GW-17324-120811-EM-031
Prep Type: Total/NA

Analyte	Sample Result	Sample Qualifier	Spike Added	MS Result	MS Qualifier	Unit	D	%Rec	%Rec. Limits
Acetone	140	U	286	234		ug/L		82	33 - 145
Benzene	14	U	143	142		ug/L		100	72 - 121
Dichlorobromomethane	14	U	143	128		ug/L		90	67 - 120
Bromoform	14	U	143	107		ug/L		75	32 - 128
Bromomethane	14	U	143	125		ug/L		87	10 - 186
2-Butanone (MEK)	140	U	286	247		ug/L		87	54 - 129
Carbon disulfide	14	U	143	135		ug/L		95	57 - 147
Carbon tetrachloride	14	U	143	114		ug/L		80	59 - 129
Chlorobenzene	14	U	143	138		ug/L		97	80 - 110
Chloroethane	14	U	143	124		ug/L		87	21 - 165
Chloroform	14	U	143	136		ug/L		95	76 - 118
Chloromethane	14	U	143	124		ug/L		87	33 - 132
1,1-Dichloroethane	14	U	143	144		ug/L		101	79 - 116
1,2-Dichloroethane	14	U	143	127		ug/L		89	68 - 129
1,1-Dichloroethene	14	U	143	141		ug/L		98	74 - 135
1,2-Dichloropropane	14	U	143	146		ug/L		102	78 - 115
cis-1,3-Dichloropropene	14	U	143	107		ug/L		75	51 - 110
trans-1,3-Dichloropropene	14	U	143	116		ug/L		81	46 - 116
Ethylbenzene	14	U	143	142		ug/L		99	75 - 116
2-Hexanone	140	U	286	278		ug/L		98	47 - 139
Methylene Chloride	14	U	143	127		ug/L		89	63 - 128
4-Methyl-2-pentanone (MIBK)	140	U	286	257		ug/L		90	56 - 131
Styrene	14	U	143	128		ug/L		90	71 - 117
1,1,2,2-Tetrachloroethane	14	U	143	128		ug/L		90	63 - 122
Tetrachloroethene	480		143	633	E	ug/L		109	70 - 117
Toluene	14	U	143	144		ug/L		101	78 - 114
Trichloroethene	14	U	143	135		ug/L		94	66 - 120
Vinyl chloride	14	U	143	116		ug/L		82	49 - 130
Xylenes, Total	29	U	428	430		ug/L		100	76 - 116
1,1,1-Trichloroethane	14	U	143	127		ug/L		89	68 - 121
1,1,2-Trichloroethane	14	U	143	139		ug/L		98	75 - 115
Cyclohexane	14	U	143	127		ug/L		89	49 - 123
1,2-Dibromo-3-Chloropropane	29	U	143	113		ug/L		79	32 - 139
Ethylene Dibromide	14	U	143	129		ug/L		90	74 - 113
Dichlorodifluoromethane	14	U	143	70.0		ug/L		49	17 - 128
cis-1,2-Dichloroethene	14	U	143	136		ug/L		95	70 - 120
trans-1,2-Dichloroethene	14	U	143	139		ug/L		97	80 - 119
Isopropylbenzene	14	U	143	122		ug/L		85	68 - 116
Methyl acetate	140	U	143	137	J	ug/L		96	47 - 130

Method: 8260B - Volatile Organic Compounds (GC/MS) (Continued)

Lab Sample ID: 240-6710-6 MS
Matrix: Water
Analysis Batch: 27525

Client Sample ID: GW-17324-120811-EM-031
Prep Type: Total/NA

Analyte	Sample Result	Sample Qualifier	Spike Added	MS Result	MS Qualifier	Unit	D	%Rec	%Rec. Limits
Methyl tert-butyl ether	71	U	143	124		ug/L		87	46 - 144
1,1,2-Trichloro-1,2,2-trifluoroethane	14	U	143	124		ug/L		87	70 - 152
1,2,4-Trichlorobenzene	14	U	143	108		ug/L		76	38 - 138
1,2-Dichlorobenzene	14	U	143	136		ug/L		95	75 - 111
1,3-Dichlorobenzene	14	U	143	133		ug/L		93	73 - 110
1,4-Dichlorobenzene	14	U	143	132		ug/L		93	75 - 110
Trichlorofluoromethane	14	U	143	121		ug/L		84	46 - 157
Chlorodibromomethane	14	U	143	120		ug/L		84	56 - 118
Methylcyclohexane	14	U	143	108		ug/L		76	49 - 127
m-Xylene & p-Xylene	29		286	287		ug/L		101	75 - 117
o-Xylene	14		143	143		ug/L		100	76 - 116

Surrogate	*MS %Recovery*	*MS Qualifier*	*Limits*
1,2-Dichloroethane-d4 (Surr)	*86*		*63 - 129*
4-Bromofluorobenzene (Surr)	*98*		*66 - 117*
Toluene-d8 (Surr)	*101*		*74 - 115*
Dibromofluoromethane (Surr)	*90*		*75 - 121*

Lab Sample ID: 240-6710-6 MSD
Matrix: Water
Analysis Batch: 27525

Client Sample ID: GW-17324-120811-EM-031
Prep Type: Total/NA

Analyte	Sample Result	Sample Qualifier	Spike Added	MSD Result	MSD Qualifier	Unit	D	%Rec	%Rec. Limits	RPD	RPD Limit
Acetone	140	U	286	236		ug/L		83	33 - 145	1	30
Benzene	14	U	143	140		ug/L		98	72 - 121	2	30
Dichlorobromomethane	14	U	143	127		ug/L		89	67 - 120	1	30
Bromoform	14	U	143	103		ug/L		72	32 - 128	3	30
Bromomethane	14	U	143	110		ug/L		77	10 - 186	13	30
2-Butanone (MEK)	140	U	286	236		ug/L		83	54 - 129	5	30
Carbon disulfide	14	U	143	133		ug/L		93	57 - 147	1	30
Carbon tetrachloride	14	U	143	112		ug/L		78	59 - 129	2	30
Chlorobenzene	14	U	143	137		ug/L		96	80 - 110	1	30
Chloroethane	14	U	143	124		ug/L		87	21 - 165	1	30
Chloroform	14	U	143	131		ug/L		92	76 - 118	4	30
Chloromethane	14	U	143	124		ug/L		87	33 - 132	0	30
1,1-Dichloroethane	14	U	143	143		ug/L		100	79 - 116	1	30
1,2-Dichloroethane	14	U	143	126		ug/L		89	68 - 129	1	30
1,1-Dichloroethene	14	U	143	140		ug/L		98	74 - 135	0	30
1,2-Dichloropropane	14	U	143	143		ug/L		100	78 - 115	2	30
cis-1,3-Dichloropropene	14	U	143	107		ug/L		75	51 - 110	0	30
trans-1,3-Dichloropropene	14	U	143	116		ug/L		81	46 - 116	0	30
Ethylbenzene	14	U	143	139		ug/L		97	75 - 116	2	30
2-Hexanone	140	U	286	271		ug/L		95	47 - 139	3	30
Methylene Chloride	14	U	143	123		ug/L		86	63 - 128	3	30
4-Methyl-2-pentanone (MIBK)	140	U	286	257		ug/L		90	56 - 131	0	30
Styrene	14	U	143	124		ug/L		87	71 - 117	4	30
1,1,2,2-Tetrachloroethane	14	U	143	129		ug/L		91	63 - 122	1	30
Tetrachloroethene	480		143	607	E	ug/L		91	70 - 117	4	30
Toluene	14	U	143	141		ug/L		99	78 - 114	2	30

Method: 8260B - Volatile Organic Compounds (GC/MS) (Continued)

Lab Sample ID: 240-6710-6 MSD
Matrix: Water
Analysis Batch: 27525

Client Sample ID: GW-17324-120811-EM-031
Prep Type: Total/NA

Analyte	Sample Result	Sample Qualifier	Spike Added	MSD Result	MSD Qualifier	Unit	D	%Rec	%Rec. Limits	RPD	RPD Limit
Trichloroethene	14	U	143	130		ug/L		91	66 - 120	3	30
Vinyl chloride	14	U	143	116		ug/L		81	49 - 130	0	30
Xylenes, Total	29	U	428	420		ug/L		98	76 - 116	2	30
1,1,1-Trichloroethane	14	U	143	127		ug/L		89	68 - 121	0	30
1,1,2-Trichloroethane	14	U	143	141		ug/L		99	75 - 115	1	30
Cyclohexane	14	U	143	127		ug/L		89	49 - 123	0	30
1,2-Dibromo-3-Chloropropane	29	U	143	109		ug/L		76	32 - 139	3	30
Ethylene Dibromide	14	U	143	131		ug/L		92	74 - 113	2	30
Dichlorodifluoromethane	14	U	143	69.7		ug/L		49	17 - 128	0	30
cis-1,2-Dichloroethene	14	U	143	133		ug/L		93	70 - 120	2	30
trans-1,2-Dichloroethene	14	U	143	138		ug/L		96	80 - 119	1	30
Isopropylbenzene	14	U	143	120		ug/L		84	68 - 116	2	30
Methyl acetate	140	U	143	131	J	ug/L		91	47 - 130	5	30
Methyl tert-butyl ether	71	U	143	127		ug/L		89	46 - 144	3	30
1,1,2-Trichloro-1,2,2-trifluoroethane	14	U	143	125		ug/L		88	70 - 152	1	30
1,2,4-Trichlorobenzene	14	U	143	109		ug/L		76	38 - 138	1	30
1,2-Dichlorobenzene	14	U	143	135		ug/L		95	75 - 111	0	30
1,3-Dichlorobenzene	14	U	143	132		ug/L		92	73 - 110	1	30
1,4-Dichlorobenzene	14	U	143	130		ug/L		91	75 - 110	1	30
Trichlorofluoromethane	14	U	143	120		ug/L		84	46 - 157	0	30
Chlorodibromomethane	14	U	143	115		ug/L		81	56 - 118	4	30
Methylcyclohexane	14	U	143	106		ug/L		75	49 - 127	1	30
m-Xylene & p-Xylene	29		286	281		ug/L		99	75 - 117	2	30
o-Xylene	14		143	139		ug/L		97	76 - 116	3	30

Surrogate	*MSD %Recovery*	*MSD Qualifier*	*Limits*
1,2-Dichloroethane-d4 (Surr)	*83*		*63 - 129*
4-Bromofluorobenzene (Surr)	*93*		*66 - 117*
Toluene-d8 (Surr)	*97*		*74 - 115*
Dibromofluoromethane (Surr)	*88*		*75 - 121*

Method: 8082 - Polychlorinated Biphenyls (PCBs) by Gas Chromatography

Lab Sample ID: MB 240-26781/1-A
Matrix: Water
Analysis Batch: 26992

Client Sample ID: Method Blank
Prep Type: Total/NA
Prep Batch: 26781

Analyte	MB Result	MB Qualifier	RL	MDL	Unit	D	Prepared	Analyzed	Dil Fac
Aroclor-1016	0.50	U	0.50	0.17	ug/L		12/14/11 08:23	12/15/11 13:58	1
Aroclor-1221	0.50	U	0.50	0.13	ug/L		12/14/11 08:23	12/15/11 13:58	1
Aroclor-1232	0.50	U	0.50	0.16	ug/L		12/14/11 08:23	12/15/11 13:58	1
Aroclor-1242	0.50	U	0.50	0.22	ug/L		12/14/11 08:23	12/15/11 13:58	1
Aroclor-1248	0.50	U	0.50	0.10	ug/L		12/14/11 08:23	12/15/11 13:58	1
Aroclor-1254	0.50	U	0.50	0.16	ug/L		12/14/11 08:23	12/15/11 13:58	1
Aroclor-1260	0.50	U	0.50	0.17	ug/L		12/14/11 08:23	12/15/11 13:58	1

Surrogate	*MB %Recovery*	*MB Qualifier*	*Limits*	*Prepared*	*Analyzed*	*Dil Fac*
Tetrachloro-m-xylene	*92*		*35 - 137*	*12/14/11 08:23*	*12/15/11 13:58*	*1*

Method: 8082 - Polychlorinated Biphenyls (PCBs) by Gas Chromatography (Continued)

Lab Sample ID: MB 240-26781/1-A
Matrix: Water
Analysis Batch: 26992

Client Sample ID: Method Blank
Prep Type: Total/NA
Prep Batch: 26781

Surrogate	MB %Recovery	MB Qualifier	Limits	Prepared	Analyzed	Dil Fac
DCB Decachlorobiphenyl	89		10 - 140	12/14/11 08:23	12/15/11 13:58	1

Lab Sample ID: LCS 240-26781/2-A
Matrix: Water
Analysis Batch: 26992

Client Sample ID: Lab Control Sample
Prep Type: Total/NA
Prep Batch: 26781

Analyte			Spike Added	LCS Result	LCS Qualifier	Unit	D	%Rec	%Rec. Limits		
Aroclor-1016			10.0	9.37		ug/L		94	56 - 130		
Aroclor-1260			10.0	10.1		ug/L		101	43 - 126		

Surrogate	LCS %Recovery	LCS Qualifier	Limits
Tetrachloro-m-xylene	92		35 - 137
DCB Decachlorobiphenyl	94		10 - 140

GC/MS VOA

Analysis Batch: 27022

Lab Sample ID	Client Sample ID	Prep Type	Matrix	Method	Prep Batch
240-6710-2	GW-17324-120811-EM-027	Total/NA	Water	8260B	
240-6710-3	GW-17324-120811-EM-028	Total/NA	Water	8260B	
240-6710-4	GW-17324-120811-EM-029	Total/NA	Water	8260B	
240-6710-5	GW-17324-120811-EM-030	Total/NA	Water	8260B	
LCS 240-27022/12	Lab Control Sample	Total/NA	Water	8260B	
MB 240-27022/11	Method Blank	Total/NA	Water	8260B	

Analysis Batch: 27185

Lab Sample ID	Client Sample ID	Prep Type	Matrix	Method	Prep Batch
240-6710-1	GW-17324-120811-EM-026	Total/NA	Water	8260B	
LCS 240-27185/4	Lab Control Sample	Total/NA	Water	8260B	
LCS 240-27185/6	Lab Control Sample	Total/NA	Water	8260B	
MB 240-27185/5	Method Blank	Total/NA	Water	8260B	

Analysis Batch: 27284

Lab Sample ID	Client Sample ID	Prep Type	Matrix	Method	Prep Batch
240-6710-7	GW-17324-120811-EM-032	Total/NA	Water	8260B	
240-6710-8	GW-17324-120811-EM-033	Total/NA	Water	8260B	
240-6710-9	GW-17324-120811-EM-034	Total/NA	Water	8260B	
240-6710-10	TB-17324-120811-EM	Total/NA	Water	8260B	
LCS 240-27284/10	Lab Control Sample	Total/NA	Water	8260B	
MB 240-27284/11	Method Blank	Total/NA	Water	8260B	

Analysis Batch: 27525

Lab Sample ID	Client Sample ID	Prep Type	Matrix	Method	Prep Batch
240-6710-6	GW-17324-120811-EM-031	Total/NA	Water	8260B	
240-6710-6 MS	GW-17324-120811-EM-031	Total/NA	Water	8260B	
240-6710-6 MSD	GW-17324-120811-EM-031	Total/NA	Water	8260B	
LCS 240-27525/5	Lab Control Sample	Total/NA	Water	8260B	
MB 240-27525/6	Method Blank	Total/NA	Water	8260B	

GC Semi VOA

Prep Batch: 26781

Lab Sample ID	Client Sample ID	Prep Type	Matrix	Method	Prep Batch
240-6710-1	GW-17324-120811-EM-026	Total/NA	Water	3510C	
240-6710-5	GW-17324-120811-EM-030	Total/NA	Water	3510C	
LCS 240-26781/2-A	Lab Control Sample	Total/NA	Water	3510C	
MB 240-26781/1-A	Method Blank	Total/NA	Water	3510C	

Analysis Batch: 26992

Lab Sample ID	Client Sample ID	Prep Type	Matrix	Method	Prep Batch
240-6710-1	GW-17324-120811-EM-026	Total/NA	Water	8082	26781
240-6710-5	GW-17324-120811-EM-030	Total/NA	Water	8082	26781
LCS 240-26781/2-A	Lab Control Sample	Total/NA	Water	8082	26781
MB 240-26781/1-A	Method Blank	Total/NA	Water	8082	26781

Client Sample ID: GW-17324-120811-EM-026

Lab Sample ID: 240-6710-1

Date Collected: 12/08/11 11:00

Matrix: Water

Date Received: 12/09/11 09:30

Prep Type	Batch Type	Batch Method	Run	Dilution Factor	Batch Number	Prepared or Analyzed	Analyst	Lab
Total/NA	Analysis	8260B		1	27185	12/16/11 14:35	RQ	TAL NC
Total/NA	Prep	3510C			26781	12/14/11 08:23	EM	TAL NC
Total/NA	Analysis	8082		1	26992	12/15/11 12:31	RK	TAL NC

Client Sample ID: GW-17324-120811-EM-027

Lab Sample ID: 240-6710-2

Date Collected: 12/08/11 12:45

Matrix: Water

Date Received: 12/09/11 09:30

Prep Type	Batch Type	Batch Method	Run	Dilution Factor	Batch Number	Prepared or Analyzed	Analyst	Lab
Total/NA	Analysis	8260B		1	27022	12/15/11 22:26	LW	TAL NC

Client Sample ID: GW-17324-120811-EM-028

Lab Sample ID: 240-6710-3

Date Collected: 12/08/11 13:15

Matrix: Water

Date Received: 12/09/11 09:30

Prep Type	Batch Type	Batch Method	Run	Dilution Factor	Batch Number	Prepared or Analyzed	Analyst	Lab
Total/NA	Analysis	8260B		1	27022	12/15/11 22:49	LW	TAL NC

Client Sample ID: GW-17324-120811-EM-029

Lab Sample ID: 240-6710-4

Date Collected: 12/08/11 14:10

Matrix: Water

Date Received: 12/09/11 09:30

Prep Type	Batch Type	Batch Method	Run	Dilution Factor	Batch Number	Prepared or Analyzed	Analyst	Lab
Total/NA	Analysis	8260B		1	27022	12/15/11 23:12	LW	TAL NC

Client Sample ID: GW-17324-120811-EM-030

Lab Sample ID: 240-6710-5

Date Collected: 12/08/11 15:40

Matrix: Water

Date Received: 12/09/11 09:30

Prep Type	Batch Type	Batch Method	Run	Dilution Factor	Batch Number	Prepared or Analyzed	Analyst	Lab
Total/NA	Analysis	8260B		1	27022	12/15/11 23:34	LW	TAL NC
Total/NA	Prep	3510C			26781	12/14/11 08:23	EM	TAL NC
Total/NA	Analysis	8082		1	26992	12/15/11 12:46	RK	TAL NC

Client Sample ID: GW-17324-120811-EM-031

Lab Sample ID: 240-6710-6

Date Collected: 12/08/11 15:45

Matrix: Water

Date Received: 12/09/11 09:30

Prep Type	Batch Type	Batch Method	Run	Dilution Factor	Batch Number	Prepared or Analyzed	Analyst	Lab
Total/NA	Analysis	8260B		14.28	27525	12/20/11 19:59	LW	TAL NC

Lab Chronicle

Client: Conestoga-Rovers & Associates, Inc.
Project/Site: 17324-T07, RACER Former MTM

TestAmerica Job ID: 240-6710-1

Client Sample ID: GW-17324-120811-EM-032

Lab Sample ID: 240-6710-7

Date Collected: 12/08/11 17:15
Matrix: Water
Date Received: 12/09/11 09:30

Prep Type	Batch Type	Batch Method	Run	Dilution Factor	Batch Number	Prepared or Analyzed	Analyst	Lab
Total/NA	Analysis	8260B		1	27284	12/17/11 20:27	RQ	TAL NC

Client Sample ID: GW-17324-120811-EM-033

Lab Sample ID: 240-6710-8

Date Collected: 12/08/11 17:25
Matrix: Water
Date Received: 12/09/11 09:30

Prep Type	Batch Type	Batch Method	Run	Dilution Factor	Batch Number	Prepared or Analyzed	Analyst	Lab
Total/NA	Analysis	8260B		1	27284	12/17/11 20:49	RQ	TAL NC

Client Sample ID: GW-17324-120811-EM-034

Lab Sample ID: 240-6710-9

Date Collected: 12/08/11 17:35
Matrix: Water
Date Received: 12/09/11 09:30

Prep Type	Batch Type	Batch Method	Run	Dilution Factor	Batch Number	Prepared or Analyzed	Analyst	Lab
Total/NA	Analysis	8260B		1	27284	12/17/11 21:12	RQ	TAL NC

Client Sample ID: TB-17324-120811-EM

Lab Sample ID: 240-6710-10

Date Collected: 12/08/11 00:00
Matrix: Water
Date Received: 12/09/11 09:30

Prep Type	Batch Type	Batch Method	Run	Dilution Factor	Batch Number	Prepared or Analyzed	Analyst	Lab
Total/NA	Analysis	8260B		1	27284	12/17/11 20:05	RQ	TAL NC

Laboratory References:

TAL NC = TestAmerica North Canton, 4101 Shuffel Street NW, North Canton, OH 44720, TEL (330)497-9396

Certification Summary

Client: Conestoga-Rovers & Associates, Inc.
Project/Site: 17324-T07, RACER Former MTM

TestAmerica Job ID: 240-6710-1

Laboratory	Authority	Program	EPA Region	Certification ID
TestAmerica North Canton	ACLASS	DoD ELAP		ADE-1437
TestAmerica North Canton	California	NELAC	9	01144CA
TestAmerica North Canton	Connecticut	State Program	1	PH-0590
TestAmerica North Canton	Florida	NELAC	4	E87225
TestAmerica North Canton	Georgia	Georgia EPD	4	N/A
TestAmerica North Canton	Illinois	NELAC	5	200004
TestAmerica North Canton	Kansas	NELAC	7	E-10336
TestAmerica North Canton	Kentucky	State Program	4	58
TestAmerica North Canton	Minnesota	NELAC	5	039-999-348
TestAmerica North Canton	Nevada	State Program	9	OH-000482008A
TestAmerica North Canton	New Jersey	NELAC	2	OH001
TestAmerica North Canton	New York	NELAC	2	10975
TestAmerica North Canton	Ohio	OVAP	5	CL0024
TestAmerica North Canton	Pennsylvania	NELAC	3	68-00340
TestAmerica North Canton	USDA	USDA		P330-11-00328
TestAmerica North Canton	Virginia	NELAC Secondary AB	3	460175
TestAmerica North Canton	West Virginia	West Virginia DEP	3	210
TestAmerica North Canton	Wisconsin	State Program	5	999518190

Accreditation may not be offered or required for all methods and analytes reported in this package. Please contact your project manager for the laboratory's current list of certified methods and analytes.

CONESTOGA-ROVERS & ASSOCIATES

CHAIN-OF-CUSTODY / Analytical Request Document

The Chain-of-Custody is a LEGAL DOCUMENT. All relevant fields must be completed accurately.

PAGE 1 OF 1

ID # Nº D 9949

SSOW Ref. Code: 17324-SSOW-T07-015

Required Client Information:

Company: CRA, Inc.	Report To: Mike Richardson
Address: 14496 Sheldon Rd.	Copy To:
Suite 200	Invoice To:
Plymouth, MI 48170	P.O.:
Phone: 734-453-5123	Project Name: RACER-Muncie, IN
Fax: 734-453-5201	Project Number: 17324-T07
Email:	

Laboratory:	Test America
Laboratory Location:	N. Canton, OH
Laboratory Contact:	D. Heckler
Requested Due Date:	TAT: STD
QA/QC Requirements:	

Valid Matrix Codes: WG Groundwater; WB Borehole Water; WS Surface Water; SO Soil; SE Sediment; See Back for Additional Codes

Analysis and Method

	Sample Identification:	Matrix Code	Date Collected	Time Collected	# Containers	Preservative: Unpreserved	HCl	H2SO4	HNO3	NaOH	Other:	TCL VOC's	TCL PCB's	Remarks/Lab ID
1.	GW-17324-120811-EM-026	WG	12/8/11	1100	5	X	X					X	X	
	027			1245	3		X					X		
	028			1315	3		X					X		
	029			1410	3		X					X		
	030			1540	5	X	X					X	X	
6.	031			1545	9		X					X		MS/MSD
7.	032			1715	3		X					X		
8.	033			1725	3		X					X		
9.	034			1735	3		X					X		
10.	TB-17324-120811-EM	WQ	12/8/11	—	1		X					X		
11.														
12.														
13.														
14.														
15.														
	TOTAL NUMBER OF CONTAINERS													

SHIPMENT METHOD	NO. OF COOLERS	RELINQUISHED BY / AFFILIATION	DATE	TIME	RECEIVED BY / AFFILIATION	DATE	TIME
Fed Ex	1	Eric Mickelson / CRA	12/8/11	1900		12-9-11	0930
AIRBILL NO.							

Sample Condition

Temp in °C	
Received on Ice	Y / N
Sealed Cooler	Y / N
Samples Intact	Y / N

Additional Comments:

Sampler Name: Eric Mickelson

Sampler Signature: Eric Mickelson Date: 12/8/11

Distribution: WHITE - Fully Executed Copy; YELLOW - Receiving Laboratory Copy; PINK - Shipper; GOLDENROD - Sampler Copy

REV. 0 (6/04)

TestAmerica Cooler Receipt Form/Narrative **Lot Number:** L7'0
North Canton Facility

Client CDA Project _____ By: _____
Cooler Received on 12-9-11 Opened on 12-9-11 (Signature)
(FedEx) UPS DHL FAS Stetson Client Drop Off TestAmerica Courier Other _____
TestAmerica Cooler # A972 Multiple Coolers Foam Box Client Cooler Other _____

1. Were custody seals on the outside of the cooler(s)? Yes (No) Intact? Yes No (NA)
   If YES, Quantity _____ Quantity Unsalvageable _____
   Were custody seals on the outside of cooler(s) signed and dated? Yes No (NA)
   Were custody seals on the bottle(s)? Yes (No)
   If YES, are there any exceptions? _____
2. Shippers' packing slip attached to the cooler(s)? (Yes) No
3. Did custody papers accompany the sample(s)? (Yes) No Relinquished by client? (Yes) No
4. Were the custody papers signed in the appropriate place? (Yes) No
5. Packing material used: (Bubble Wrap) Foam None Other _____
6. Cooler temperature upon receipt 4.0 °C See back of form for multiple coolers/temps
   METHOD: (IR) Other _____
   COOLANT: (Wet Ice) Blue Ice Dry Ice Water None
7. Did all bottles arrive in good condition (Unbroken)? (Yes) No
8. Could all bottle labels be reconciled with the COC? (Yes) No
9. Were sample(s) at the correct pH upon receipt? Yes No (NA)
10. Were correct bottle(s) used for the test(s) indicated? (Yes) No
11. Were air bubbles >6 mm in any VOA vials? Yes (No) NA
12. Sufficient quantity received to perform indicated analyses? (Yes) No
13. Was a trip blank present in the cooler(s)? (Yes) No Were VOAs on the COC? (Yes) No

Contacted PM _____ Date _____ by _____ via Verbal Voice Mail Other
Concerning

14. CHAIN OF CUSTODY

The following discrepancies occurred:

15. SAMPLE CONDITION

Sample(s) _____ were received after the recommended holding time had expired.
Sample(s) _____ were received in a broken container.
Sample(s) _____ were received with bubble >6 mm in diameter. (Notify PM)

16. SAMPLE PRESERVATION

Sample(s) _____ were further preserved in Sample Receiving to meet recommended pH level(s). *Nitric Acid Lot# 110410-HNO_3; Sulfuric Acid Lot# 041911-H_2SO_4; Sodium Hydroxide Lot# 121809 -NaOH; Hydrochloric Acid Lot# 041911-HCl; Sodium Hydroxide and Zinc Acetate Lot#* 100108-$(CH_3COO)_2ZN$/NaOH. What time was preservative added to sample(s)? _____

Client ID	pH	Date	Initials

TestAmerica Cooler Receipt Form/Narrative
North Canton Facility

Client ID	pH	Date	Initials

Login Sample Receipt Checklist

Client: Conestoga-Rovers & Associates, Inc.

Job Number: 240-6710-1

Login Number: 6710

List Source: TestAmerica North Canton

List Number: 1

Creator: Sutek, Nick

Question	Answer	Comment
Radioactivity either was not measured or, if measured, is at or below background	N/A	
The cooler's custody seal, if present, is intact.	True	
The cooler or samples do not appear to have been compromised or tampered with.	True	
Samples were received on ice.	True	
Cooler Temperature is acceptable.	True	
Cooler Temperature is recorded.	True	4.0
COC is present.	True	
COC is filled out in ink and legible.	True	
COC is filled out with all pertinent information.	True	
Is the Field Sampler's name present on COC?	True	
There are no discrepancies between the sample IDs on the containers and the COC.	True	
Samples are received within Holding Time.	True	
Sample containers have legible labels.	True	
Containers are not broken or leaking.	True	
Sample collection date/times are provided.	True	
Appropriate sample containers are used.	True	
Sample bottles are completely filled.	True	
Sample Preservation Verified.	True	
There is sufficient vol. for all requested analyses, incl. any requested MS/MSDs	True	
VOA sample vials do not have headspace or bubble is <6mm (1/4") in diameter.	True	
Multiphasic samples are not present.	True	
Samples do not require splitting or compositing.	True	
Residual Chlorine Checked.	N/A	

TestAmerica

THE LEADER IN ENVIRONMENTAL TESTING



ANALYTICAL REPORT

TestAmerica Laboratories, Inc.
TestAmerica North Canton
4101 Shuffel Street NW
North Canton, OH 44720
Tel: (330)497-9396

TestAmerica Job ID: 240-6762-1
Client Project/Site: 17324-T07, RACER Former MTM

For:
Conestoga-Rovers & Associates, Inc.
6520 Corporate Drive
Indianapolis, Indiana 46278

Attn: Mr. Michael Richardson

Denise D Heckler

Authorized for release by:
12/28/2011 9:11:14 AM

Denise Heckler
Project Manager II
denise.heckler@testamericainc.com

LINKS

Review your project results through TotalAccess

Have a Question? Ask The Expert

Visit us at: www.testamericainc.com

This report has been electronically signed and authorized by the signatory. Electronic signature is intended to be the legally binding equivalent of a traditionally handwritten signature.

Results relate only to the items tested and the sample(s) as received by the laboratory.

Table of Contents

Cover Page 1
Table of Contents 2
Definitions/Glossary 3
Case Narrative 4
Method Summary 6
Sample Summary 7
Detection Summary 8
Client Sample Results 10
Surrogate Summary 36
QC Sample Results 38
QC Association Summary 49
Lab Chronicle 51
Certification Summary 54
Chain of Custody 55
Receipt Checklists 58

Qualifiers

GC/MS VOA

Qualifier	Qualifier Description
U	Indicates the analyte was analyzed for but not detected.
J	Result is less than the RL but greater than or equal to the MDL and the concentration is an approximate value.

GC/MS Semi VOA

Qualifier	Qualifier Description
U	Indicates the analyte was analyzed for but not detected.
B	Compound was found in the blank and sample.
J	Result is less than the RL but greater than or equal to the MDL and the concentration is an approximate value.

GC Semi VOA

Qualifier	Qualifier Description
*	LCS or LCSD exceeds the control limits
U	Indicates the analyte was analyzed for but not detected.

Metals

Qualifier	Qualifier Description
U	Indicates the analyte was analyzed for but not detected.
B	Compound was found in the blank and sample.
J	Result is less than the RL but greater than or equal to the MDL and the concentration is an approximate value.

Glossary

Abbreviation	These commonly used abbreviations may or may not be present in this report.
☼	Listed under the "D" column to designate that the result is reported on a dry weight basis
%R	Percent Recovery
CNF	Contains no Free Liquid
DL, RA, RE, IN	Indicates a Dilution, Reanalysis, Re-extraction, or additional Initial metals/anion analysis of the sample
EDL	Estimated Detection Limit
EPA	United States Environmental Protection Agency
MDL	Method Detection Limit
ML	Minimum Level (Dioxin)
ND	Not detected at the reporting limit (or MDL or EDL if shown)
PQL	Practical Quantitation Limit
QC	Quality Control
RL	Reporting Limit
RPD	Relative Percent Difference, a measure of the relative difference between two points
TEF	Toxicity Equivalent Factor (Dioxin)
TEQ	Toxicity Equivalent Quotient (Dioxin)

Job ID: 240-6762-1

Laboratory: TestAmerica North Canton

Narrative

CASE NARRATIVE

Client: Conestoga-Rovers & Associates, Inc.

Project: 17324-T07, RACER Former MTM

Report Number: 240-6762-1

With the exceptions noted as flags or footnotes, standard analytical protocols were followed in the analysis of the samples and no problems were encountered or anomalies observed. In addition all laboratory quality control samples were within established control limits, with any exceptions noted below. Each sample was analyzed to achieve the lowest possible reporting limit within the constraints of the method. In some cases, due to interference or analytes present at high concentrations, samples were diluted. For diluted samples, the reporting limits are adjusted relative to the dilution required.

TestAmerica North Canton attests to the validity of the laboratory data generated by TestAmerica facilities reported herein. All analyses performed by TestAmerica facilities were done using established laboratory SOPs that incorporate QA/QC procedures described in the application methods. TestAmerica's operations groups have reviewed the data for compliance with the laboratory QA/QC plan, and data have been found to be compliant with laboratory protocols unless otherwise noted below.

The test results in this report meet all NELAP requirements for parameters for which accreditation is required or available. Any exceptions to NELAP requirements are noted in this report. Pursuant to NELAP, this report may not be reproduced, except in full, without the written approval of the laboratory.

Calculations are performed before rounding to avoid round-off errors in calculated results.

All holding times were met and proper preservation noted for the methods performed on these samples, unless otherwise detailed in the individual sections below.

All solid sample results are reported on an "as received" basis unless otherwise indicated by the presence of a % solids value in the method header.

This laboratory report is confidential and is intended for the sole use of TestAmerica and its client.

RECEIPT

The samples were received on 12/10/2011; the samples arrived in good condition, properly preserved and on ice. The temperature of the coolers at receipt was 2.5, 3.2C.

VOLATILE ORGANIC COMPOUNDS (GC-MS)

Samples GW-17324-120911-EM-035 (240-6762-1), GW-17324-120911-EM-036 (240-6762-2), GW-17324-120911-EM-037 (240-6762-3), GW-17324-120911-EM-038 (240-6762-4), GW-17324-120911-EM-039 (240-6762-5), GW-17324-120911-EM-040 (240-6762-6), GW-17324-120911-EM-041 (240-6762-7), GW-17324-120911-EM-042 (240-6762-8), GW-17324-120911-EM-043 (240-6762-9), GW-17324-120911-EM-044 (240-6762-10), GW-17324-120911-EM-045 (240-6762-11) and TB-17324-120911-EM (240-6762-12) were analyzed for volatile organic compounds (GC-MS) in accordance with EPA SW-846 Method 8260B. The samples were analyzed on 12/19/2011 and 12/20/2011.

Samples GW-17324-120911-EM-042 (240-6762-8)[16.67X] and GW-17324-120911-EM-045 (240-6762-11)[55.56X] required dilution prior to analysis. The reporting limits have been adjusted accordingly.

No difficulties were encountered during the VOCs analyses.

All quality control parameters were within the acceptance limits.

Job ID: 240-6762-1 (Continued)

Laboratory: TestAmerica North Canton (Continued)

SEMIVOLATILE ORGANIC COMPOUNDS (GC-MS)

Sample GW-17324-120911-EM-040 (240-6762-6) was analyzed for semivolatile organic compounds (GC-MS) in accordance with EPA SW-846 Method 8270C. The samples were prepared on 12/15/2011 and analyzed on 12/19/2011.

Surrogates are added during the extraction process prior to dilution. When the sample is diluted, surrogate recoveries are diluted out and no corrective action is required.

Bis(2-ethylhexyl) phthalate was detected in method blank MB 240-26943/9-A at a level that was above the method detection limit but below the reporting limit. The value should be considered an estimate, and has been flagged “J”. If the associated sample reported a result above the MDL and/or RL, the result has been “B” flagged.

No other difficulties were encountered during the SVOC analysis.

All other quality control parameters were within the acceptance limits.

POLYCHLORINATED BIPHENYLS (PCBS)

Samples GW-17324-120911-EM-040 (240-6762-6) and GW-17324-120911-EM-043 (240-6762-9) were analyzed for polychlorinated biphenyls (PCBs) in accordance with EPA SW-846 Method 8082. The samples were prepared on 12/14/2011 and analyzed on 12/15/2011.

No difficulties were encountered during the PCBs analyses.

All other quality control parameters were within the acceptance limits.

TOTAL RECOVERABLE METALS (ICP)

Sample GW-17324-120911-EM-040 (240-6762-6) was analyzed for total recoverable metals (ICP) in accordance with EPA SW-846 Method 6010B. The samples were prepared on 12/13/2011 and analyzed on 12/14/2011.

Several analytes were detected in method blank MB 240-26559/1-A at levels that were above the method detection limit but below the reporting limit. The values should be considered estimates, and have been flagged “J”. If the associated sample reported a result above the MDL and/or RL, the result has been “B” flagged.

No other difficulties were encountered during the metals analysis.

All other quality control parameters were within the acceptance limits.

TOTAL MERCURY

Sample GW-17324-120911-EM-040 (240-6762-6) was analyzed for total mercury in accordance with EPA SW-846 Methods 7470A. The samples were prepared on 12/19/2011 and analyzed on 12/20/2011.

The presence of the '4' qualifier in the data indicates analytes where the concentration in the unspiked sample exceeded four times the spiking amount.

No other difficulties were encountered during the mercury analysis.

All other quality control parameters were within the acceptance limits.

Method Summary

Client: Conestoga-Rovers & Associates, Inc.
Project/Site: 17324-T07, RACER Former MTM

TestAmerica Job ID: 240-6762-1

Method	Method Description	Protocol	Laboratory
8260B	Volatile Organic Compounds (GC/MS)	SW846	TAL NC
8270C	Semivolatile Organic Compounds (GC/MS)	SW846	TAL NC
8082	Polychlorinated Biphenyls (PCBs) by Gas Chromatography	SW846	TAL NC
6010B	Metals (ICP)	SW846	TAL NC
7470A	Mercury (CVAA)	SW846	TAL NC

Protocol References:

SW846 = "Test Methods For Evaluating Solid Waste, Physical/Chemical Methods", Third Edition, November 1986 And Its Updates.

Laboratory References:

TAL NC = TestAmerica North Canton, 4101 Shuffel Street NW, North Canton, OH 44720, TEL (330)497-9396

Sample Summary

Client: Conestoga-Rovers & Associates, Inc.
Project/Site: 17324-T07, RACER Former MTM

TestAmerica Job ID: 240-6762-1

Lab Sample ID	Client Sample ID	Matrix	Collected	Received
240-6762-1	GW-17324-120911-EM-035	Water	12/09/11 09:35	12/10/11 10:45
240-6762-2	GW-17324-120911-EM-036	Water	12/09/11 11:30	12/10/11 10:45
240-6762-3	GW-17324-120911-EM-037	Water	12/09/11 13:15	12/10/11 10:45
240-6762-4	GW-17324-120911-EM-038	Water	12/09/11 14:50	12/10/11 10:45
240-6762-5	GW-17324-120911-EM-039	Water	12/09/11 09:00	12/10/11 10:45
240-6762-6	GW-17324-120911-EM-040	Water	12/09/11 10:20	12/10/11 10:45
240-6762-7	GW-17324-120911-EM-041	Water	12/09/11 12:00	12/10/11 10:45
240-6762-8	GW-17324-120911-EM-042	Water	12/09/11 13:25	12/10/11 10:45
240-6762-9	GW-17324-120911-EM-043	Water	12/09/11 14:50	12/10/11 10:45
240-6762-10	GW-17324-120911-EM-044	Water	12/09/11 16:45	12/10/11 10:45
240-6762-11	GW-17324-120911-EM-045	Water	12/09/11 16:20	12/10/11 10:45
240-6762-12	TB-17324-120911-EM	Water	12/09/11 00:00	12/10/11 10:45

Detection Summary

Client: Conestoga-Rovers & Associates, Inc.
Project/Site: 17324-T07, RACER Former MTM

TestAmerica Job ID: 240-6762-1

Client Sample ID: GW-17324-120911-EM-035 — Lab Sample ID: 240-6762-1

Analyte	Result	Qualifier	RL	MDL	Unit	Dil Fac	D	Method	Prep Type
1,2-Dichloroethane	0.84	J	1.0	0.22	ug/L	1		8260B	Total/NA
1,1-Dichloroethene	0.28	J	1.0	0.19	ug/L	1		8260B	Total/NA
Tetrachloroethene	0.75	J	1.0	0.29	ug/L	1		8260B	Total/NA
Trichloroethene	24		1.0	0.17	ug/L	1		8260B	Total/NA
cis-1,2-Dichloroethene	2.7		1.0	0.17	ug/L	1		8260B	Total/NA
trans-1,2-Dichloroethene	2.9		1.0	0.19	ug/L	1		8260B	Total/NA

Client Sample ID: GW-17324-120911-EM-036 — Lab Sample ID: 240-6762-2

Analyte	Result	Qualifier	RL	MDL	Unit	Dil Fac	D	Method	Prep Type
1,1-Dichloroethane	0.35	J	1.0	0.15	ug/L	1		8260B	Total/NA
Tetrachloroethene	0.47	J	1.0	0.29	ug/L	1		8260B	Total/NA
Trichloroethene	0.41	J	1.0	0.17	ug/L	1		8260B	Total/NA
cis-1,2-Dichloroethene	2.6		1.0	0.17	ug/L	1		8260B	Total/NA
trans-1,2-Dichloroethene	0.39	J	1.0	0.19	ug/L	1		8260B	Total/NA

Client Sample ID: GW-17324-120911-EM-037 — Lab Sample ID: 240-6762-3

Analyte	Result	Qualifier	RL	MDL	Unit	Dil Fac	D	Method	Prep Type
Tetrachloroethene	0.47	J	1.0	0.29	ug/L	1		8260B	Total/NA
Trichloroethene	0.19	J	1.0	0.17	ug/L	1		8260B	Total/NA

Client Sample ID: GW-17324-120911-EM-038 — Lab Sample ID: 240-6762-4

Analyte	Result	Qualifier	RL	MDL	Unit	Dil Fac	D	Method	Prep Type
Tetrachloroethene	0.47	J	1.0	0.29	ug/L	1		8260B	Total/NA

Client Sample ID: GW-17324-120911-EM-039 — Lab Sample ID: 240-6762-5

Analyte	Result	Qualifier	RL	MDL	Unit	Dil Fac	D	Method	Prep Type
1,1-Dichloroethane	0.40	J	1.0	0.15	ug/L	1		8260B	Total/NA
Trichloroethene	0.37	J	1.0	0.17	ug/L	1		8260B	Total/NA

Client Sample ID: GW-17324-120911-EM-040 — Lab Sample ID: 240-6762-6

Analyte	Result	Qualifier	RL	MDL	Unit	Dil Fac	D	Method	Prep Type
Trichloroethene	0.23	J	1.0	0.17	ug/L	1		8260B	Total/NA
Aluminum	370		200	97	ug/L	1		6010B	Total Recovera
Barium	55	J B	200	0.67	ug/L	1		6010B	Total Recovera
Calcium	70000	B	5000	130	ug/L	1		6010B	Total Recovera
Iron	400		100	81	ug/L	1		6010B	Total Recovera
Potassium	950	J B	5000	72	ug/L	1		6010B	Total Recovera
Magnesium	21000	B	5000	34	ug/L	1		6010B	Total Recovera
Manganese	23	B	15	0.41	ug/L	1		6010B	Total Recovera
Sodium	12000		5000	590	ug/L	1		6010B	Total Recovera
Zinc	11	J B	50	5.0	ug/L	1		6010B	Total Recovera

Client Sample ID: GW-17324-120911-EM-041 — Lab Sample ID: 240-6762-7

Analyte	Result	Qualifier	RL	MDL	Unit	Dil Fac	D	Method	Prep Type
Carbon disulfide	0.13	J	1.0	0.13	ug/L	1		8260B	Total/NA
Trichloroethene	0.30	J	1.0	0.17	ug/L	1		8260B	Total/NA

Detection Summary

Client: Conestoga-Rovers & Associates, Inc.
Project/Site: 17324-T07, RACER Former MTM

TestAmerica Job ID: 240-6762-1

Client Sample ID: GW-17324-120911-EM-042 — Lab Sample ID: 240-6762-8

Analyte	Result	Qualifier	RL	MDL	Unit	Dil Fac	D	Method	Prep Type
Trichloroethene	370		17	2.8	ug/L	16.667		8260B	Total/NA
cis-1,2-Dichloroethene	5.2	J	17	2.8	ug/L	16.667		8260B	Total/NA

Client Sample ID: GW-17324-120911-EM-043 — Lab Sample ID: 240-6762-9

Analyte	Result	Qualifier	RL	MDL	Unit	Dil Fac	D	Method	Prep Type
Trichloroethene	6.0		1.0	0.17	ug/L	1		8260B	Total/NA

Client Sample ID: GW-17324-120911-EM-044 — Lab Sample ID: 240-6762-10

Analyte	Result	Qualifier	RL	MDL	Unit	Dil Fac	D	Method	Prep Type
Tetrachloroethene	0.36	J	1.0	0.29	ug/L	1		8260B	Total/NA
Vinyl chloride	10		1.0	0.22	ug/L	1		8260B	Total/NA

Client Sample ID: GW-17324-120911-EM-045 — Lab Sample ID: 240-6762-11

Analyte	Result	Qualifier	RL	MDL	Unit	Dil Fac	D	Method	Prep Type
1,1-Dichloroethane	2000		56	8.3	ug/L	55.556		8260B	Total/NA
1,1-Dichloroethene	86		56	11	ug/L	55.556		8260B	Total/NA
Methylene Chloride	24	J	56	18	ug/L	55.556		8260B	Total/NA
Trichloroethene	530		56	9.4	ug/L	55.556		8260B	Total/NA
1,1,1-Trichloroethane	880		56	12	ug/L	55.556		8260B	Total/NA
cis-1,2-Dichloroethene	130		56	9.4	ug/L	55.556		8260B	Total/NA

Client Sample ID: TB-17324-120911-EM — Lab Sample ID: 240-6762-12

Analyte	Result	Qualifier	RL	MDL	Unit	Dil Fac	D	Method	Prep Type
Acetone	3.1	J	10	1.1	ug/L	1		8260B	Total/NA

Client: Conestoga-Rovers & Associates, Inc.
Project/Site: 17324-T07, RACER Former MTM

TestAmerica Job ID: 240-6762-1

Client Sample ID: GW-17324-120911-EM-035
Date Collected: 12/09/11 09:35
Date Received: 12/10/11 10:45

Lab Sample ID: 240-6762-1
Matrix: Water

Method: 8260B - Volatile Organic Compounds (GC/MS)

Analyte	Result	Qualifier	RL	MDL	Unit	D	Prepared	Analyzed	Dil Fac
Acetone	10	U	10	1.1	ug/L			12/19/11 23:57	1
Benzene	1.0	U	1.0	0.13	ug/L			12/19/11 23:57	1
Dichlorobromomethane	1.0	U	1.0	0.15	ug/L			12/19/11 23:57	1
Bromoform	1.0	U	1.0	0.64	ug/L			12/19/11 23:57	1
Bromomethane	1.0	U	1.0	0.41	ug/L			12/19/11 23:57	1
2-Butanone (MEK)	10	U	10	0.57	ug/L			12/19/11 23:57	1
Carbon disulfide	1.0	U	1.0	0.13	ug/L			12/19/11 23:57	1
Carbon tetrachloride	1.0	U	1.0	0.13	ug/L			12/19/11 23:57	1
Chlorobenzene	1.0	U	1.0	0.15	ug/L			12/19/11 23:57	1
Chloroethane	1.0	U	1.0	0.29	ug/L			12/19/11 23:57	1
Chloroform	1.0	U	1.0	0.16	ug/L			12/19/11 23:57	1
Chloromethane	1.0	U	1.0	0.30	ug/L			12/19/11 23:57	1
1,1-Dichloroethane	1.0	U	1.0	0.15	ug/L			12/19/11 23:57	1
1,2-Dichloroethane	**0.84**	**J**	1.0	0.22	ug/L			12/19/11 23:57	1
1,1-Dichloroethene	**0.28**	**J**	1.0	0.19	ug/L			12/19/11 23:57	1
1,2-Dichloropropane	1.0	U	1.0	0.18	ug/L			12/19/11 23:57	1
cis-1,3-Dichloropropene	1.0	U	1.0	0.14	ug/L			12/19/11 23:57	1
trans-1,3-Dichloropropene	1.0	U	1.0	0.19	ug/L			12/19/11 23:57	1
Ethylbenzene	1.0	U	1.0	0.17	ug/L			12/19/11 23:57	1
2-Hexanone	10	U	10	0.41	ug/L			12/19/11 23:57	1
Methylene Chloride	1.0	U	1.0	0.33	ug/L			12/19/11 23:57	1
4-Methyl-2-pentanone (MIBK)	10	U	10	0.32	ug/L			12/19/11 23:57	1
Styrene	1.0	U	1.0	0.11	ug/L			12/19/11 23:57	1
1,1,2,2-Tetrachloroethane	1.0	U	1.0	0.18	ug/L			12/19/11 23:57	1
Tetrachloroethene	**0.75**	**J**	1.0	0.29	ug/L			12/19/11 23:57	1
Toluene	1.0	U	1.0	0.13	ug/L			12/19/11 23:57	1
Trichloroethene	**24**		1.0	0.17	ug/L			12/19/11 23:57	1
Vinyl chloride	1.0	U	1.0	0.22	ug/L			12/19/11 23:57	1
Xylenes, Total	2.0	U	2.0	0.28	ug/L			12/19/11 23:57	1
1,1,1-Trichloroethane	1.0	U	1.0	0.22	ug/L			12/19/11 23:57	1
1,1,2-Trichloroethane	1.0	U	1.0	0.27	ug/L			12/19/11 23:57	1
Cyclohexane	1.0	U	1.0	0.12	ug/L			12/19/11 23:57	1
1,2-Dibromo-3-Chloropropane	2.0	U	2.0	0.67	ug/L			12/19/11 23:57	1
Ethylene Dibromide	1.0	U	1.0	0.24	ug/L			12/19/11 23:57	1
Dichlorodifluoromethane	1.0	U	1.0	0.31	ug/L			12/19/11 23:57	1
cis-1,2-Dichloroethene	**2.7**		1.0	0.17	ug/L			12/19/11 23:57	1
trans-1,2-Dichloroethene	**2.9**		1.0	0.19	ug/L			12/19/11 23:57	1
Isopropylbenzene	1.0	U	1.0	0.13	ug/L			12/19/11 23:57	1
Methyl acetate	10	U	10	0.38	ug/L			12/19/11 23:57	1
Methyl tert-butyl ether	5.0	U	5.0	0.17	ug/L			12/19/11 23:57	1
1,1,2-Trichloro-1,2,2-trifluoroethane	1.0	U	1.0	0.28	ug/L			12/19/11 23:57	1
1,2,4-Trichlorobenzene	1.0	U	1.0	0.15	ug/L			12/19/11 23:57	1
1,2-Dichlorobenzene	1.0	U	1.0	0.13	ug/L			12/19/11 23:57	1
1,3-Dichlorobenzene	1.0	U	1.0	0.14	ug/L			12/19/11 23:57	1
1,4-Dichlorobenzene	1.0	U	1.0	0.13	ug/L			12/19/11 23:57	1
Trichlorofluoromethane	1.0	U	1.0	0.21	ug/L			12/19/11 23:57	1
Chlorodibromomethane	1.0	U	1.0	0.18	ug/L			12/19/11 23:57	1
Methylcyclohexane	1.0	U	1.0	0.13	ug/L			12/19/11 23:57	1

Client: Conestoga-Rovers & Associates, Inc.
Project/Site: 17324-T07, RACER Former MTM

TestAmerica Job ID: 240-6762-1

Client Sample ID: GW-17324-120911-EM-035
Date Collected: 12/09/11 09:35
Date Received: 12/10/11 10:45

Lab Sample ID: 240-6762-1
Matrix: Water

Surrogate	%Recovery	Qualifier	Limits	Prepared	Analyzed	Dil Fac
1,2-Dichloroethane-d4 (Surr)	101		63 - 129		12/19/11 23:57	1
4-Bromofluorobenzene (Surr)	89		66 - 117		12/19/11 23:57	1
Toluene-d8 (Surr)	102		74 - 115		12/19/11 23:57	1
Dibromofluoromethane (Surr)	104		75 - 121		12/19/11 23:57	1

Client: Conestoga-Rovers & Associates, Inc.
Project/Site: 17324-T07, RACER Former MTM

TestAmerica Job ID: 240-6762-1

Client Sample ID: GW-17324-120911-EM-036
Date Collected: 12/09/11 11:30
Date Received: 12/10/11 10:45

Lab Sample ID: 240-6762-2
Matrix: Water

Method: 8260B - Volatile Organic Compounds (GC/MS)

Analyte	Result	Qualifier	RL	MDL	Unit	D	Prepared	Analyzed	Dil Fac
Acetone	10	U	10	1.1	ug/L			12/20/11 00:18	1
Benzene	1.0	U	1.0	0.13	ug/L			12/20/11 00:18	1
Dichlorobromomethane	1.0	U	1.0	0.15	ug/L			12/20/11 00:18	1
Bromoform	1.0	U	1.0	0.64	ug/L			12/20/11 00:18	1
Bromomethane	1.0	U	1.0	0.41	ug/L			12/20/11 00:18	1
2-Butanone (MEK)	10	U	10	0.57	ug/L			12/20/11 00:18	1
Carbon disulfide	1.0	U	1.0	0.13	ug/L			12/20/11 00:18	1
Carbon tetrachloride	1.0	U	1.0	0.13	ug/L			12/20/11 00:18	1
Chlorobenzene	1.0	U	1.0	0.15	ug/L			12/20/11 00:18	1
Chloroethane	1.0	U	1.0	0.29	ug/L			12/20/11 00:18	1
Chloroform	1.0	U	1.0	0.16	ug/L			12/20/11 00:18	1
Chloromethane	1.0	U	1.0	0.30	ug/L			12/20/11 00:18	1
1,1-Dichloroethane	**0.35**	**J**	1.0	0.15	ug/L			12/20/11 00:18	1
1,2-Dichloroethane	1.0	U	1.0	0.22	ug/L			12/20/11 00:18	1
1,1-Dichloroethene	1.0	U	1.0	0.19	ug/L			12/20/11 00:18	1
1,2-Dichloropropane	1.0	U	1.0	0.18	ug/L			12/20/11 00:18	1
cis-1,3-Dichloropropene	1.0	U	1.0	0.14	ug/L			12/20/11 00:18	1
trans-1,3-Dichloropropene	1.0	U	1.0	0.19	ug/L			12/20/11 00:18	1
Ethylbenzene	1.0	U	1.0	0.17	ug/L			12/20/11 00:18	1
2-Hexanone	10	U	10	0.41	ug/L			12/20/11 00:18	1
Methylene Chloride	1.0	U	1.0	0.33	ug/L			12/20/11 00:18	1
4-Methyl-2-pentanone (MIBK)	10	U	10	0.32	ug/L			12/20/11 00:18	1
Styrene	1.0	U	1.0	0.11	ug/L			12/20/11 00:18	1
1,1,2,2-Tetrachloroethane	1.0	U	1.0	0.18	ug/L			12/20/11 00:18	1
Tetrachloroethene	**0.47**	**J**	1.0	0.29	ug/L			12/20/11 00:18	1
Toluene	1.0	U	1.0	0.13	ug/L			12/20/11 00:18	1
Trichloroethene	**0.41**	**J**	1.0	0.17	ug/L			12/20/11 00:18	1
Vinyl chloride	1.0	U	1.0	0.22	ug/L			12/20/11 00:18	1
Xylenes, Total	2.0	U	2.0	0.28	ug/L			12/20/11 00:18	1
1,1,1-Trichloroethane	1.0	U	1.0	0.22	ug/L			12/20/11 00:18	1
1,1,2-Trichloroethane	1.0	U	1.0	0.27	ug/L			12/20/11 00:18	1
Cyclohexane	1.0	U	1.0	0.12	ug/L			12/20/11 00:18	1
1,2-Dibromo-3-Chloropropane	2.0	U	2.0	0.67	ug/L			12/20/11 00:18	1
Ethylene Dibromide	1.0	U	1.0	0.24	ug/L			12/20/11 00:18	1
Dichlorodifluoromethane	1.0	U	1.0	0.31	ug/L			12/20/11 00:18	1
cis-1,2-Dichloroethene	**2.6**		1.0	0.17	ug/L			12/20/11 00:18	1
trans-1,2-Dichloroethene	**0.39**	**J**	1.0	0.19	ug/L			12/20/11 00:18	1
Isopropylbenzene	1.0	U	1.0	0.13	ug/L			12/20/11 00:18	1
Methyl acetate	10	U	10	0.38	ug/L			12/20/11 00:18	1
Methyl tert-butyl ether	5.0	U	5.0	0.17	ug/L			12/20/11 00:18	1
1,1,2-Trichloro-1,2,2-trifluoroethane	1.0	U	1.0	0.28	ug/L			12/20/11 00:18	1
1,2,4-Trichlorobenzene	1.0	U	1.0	0.15	ug/L			12/20/11 00:18	1
1,2-Dichlorobenzene	1.0	U	1.0	0.13	ug/L			12/20/11 00:18	1
1,3-Dichlorobenzene	1.0	U	1.0	0.14	ug/L			12/20/11 00:18	1
1,4-Dichlorobenzene	1.0	U	1.0	0.13	ug/L			12/20/11 00:18	1
Trichlorofluoromethane	1.0	U	1.0	0.21	ug/L			12/20/11 00:18	1
Chlorodibromomethane	1.0	U	1.0	0.18	ug/L			12/20/11 00:18	1
Methylcyclohexane	1.0	U	1.0	0.13	ug/L			12/20/11 00:18	1

Client: Conestoga-Rovers & Associates, Inc.
Project/Site: 17324-T07, RACER Former MTM

TestAmerica Job ID: 240-6762-1

Client Sample ID: GW-17324-120911-EM-036
Date Collected: 12/09/11 11:30
Date Received: 12/10/11 10:45

Lab Sample ID: 240-6762-2
Matrix: Water

Surrogate	%Recovery	Qualifier	Limits	Prepared	Analyzed	Dil Fac
1,2-Dichloroethane-d4 (Surr)	104		63 - 129		12/20/11 00:18	1
4-Bromofluorobenzene (Surr)	88		66 - 117		12/20/11 00:18	1
Toluene-d8 (Surr)	100		74 - 115		12/20/11 00:18	1
Dibromofluoromethane (Surr)	107		75 - 121		12/20/11 00:18	1

Client: Conestoga-Rovers & Associates, Inc.
Project/Site: 17324-T07, RACER Former MTM

TestAmerica Job ID: 240-6762-1

Client Sample ID: GW-17324-120911-EM-037
Date Collected: 12/09/11 13:15
Date Received: 12/10/11 10:45

Lab Sample ID: 240-6762-3
Matrix: Water

Method: 8260B - Volatile Organic Compounds (GC/MS)

Analyte	Result	Qualifier	RL	MDL	Unit	D	Prepared	Analyzed	Dil Fac
Acetone	10	U	10	1.1	ug/L			12/20/11 00:40	1
Benzene	1.0	U	1.0	0.13	ug/L			12/20/11 00:40	1
Dichlorobromomethane	1.0	U	1.0	0.15	ug/L			12/20/11 00:40	1
Bromoform	1.0	U	1.0	0.64	ug/L			12/20/11 00:40	1
Bromomethane	1.0	U	1.0	0.41	ug/L			12/20/11 00:40	1
2-Butanone (MEK)	10	U	10	0.57	ug/L			12/20/11 00:40	1
Carbon disulfide	1.0	U	1.0	0.13	ug/L			12/20/11 00:40	1
Carbon tetrachloride	1.0	U	1.0	0.13	ug/L			12/20/11 00:40	1
Chlorobenzene	1.0	U	1.0	0.15	ug/L			12/20/11 00:40	1
Chloroethane	1.0	U	1.0	0.29	ug/L			12/20/11 00:40	1
Chloroform	1.0	U	1.0	0.16	ug/L			12/20/11 00:40	1
Chloromethane	1.0	U	1.0	0.30	ug/L			12/20/11 00:40	1
1,1-Dichloroethane	1.0	U	1.0	0.15	ug/L			12/20/11 00:40	1
1,2-Dichloroethane	1.0	U	1.0	0.22	ug/L			12/20/11 00:40	1
1,1-Dichloroethene	1.0	U	1.0	0.19	ug/L			12/20/11 00:40	1
1,2-Dichloropropane	1.0	U	1.0	0.18	ug/L			12/20/11 00:40	1
cis-1,3-Dichloropropene	1.0	U	1.0	0.14	ug/L			12/20/11 00:40	1
trans-1,3-Dichloropropene	1.0	U	1.0	0.19	ug/L			12/20/11 00:40	1
Ethylbenzene	1.0	U	1.0	0.17	ug/L			12/20/11 00:40	1
2-Hexanone	10	U	10	0.41	ug/L			12/20/11 00:40	1
Methylene Chloride	1.0	U	1.0	0.33	ug/L			12/20/11 00:40	1
4-Methyl-2-pentanone (MIBK)	10	U	10	0.32	ug/L			12/20/11 00:40	1
Styrene	1.0	U	1.0	0.11	ug/L			12/20/11 00:40	1
1,1,2,2-Tetrachloroethane	1.0	U	1.0	0.18	ug/L			12/20/11 00:40	1
Tetrachloroethene	**0.47**	**J**	1.0	0.29	ug/L			12/20/11 00:40	1
Toluene	1.0	U	1.0	0.13	ug/L			12/20/11 00:40	1
Trichloroethene	**0.19**	**J**	1.0	0.17	ug/L			12/20/11 00:40	1
Vinyl chloride	1.0	U	1.0	0.22	ug/L			12/20/11 00:40	1
Xylenes, Total	2.0	U	2.0	0.28	ug/L			12/20/11 00:40	1
1,1,1-Trichloroethane	1.0	U	1.0	0.22	ug/L			12/20/11 00:40	1
1,1,2-Trichloroethane	1.0	U	1.0	0.27	ug/L			12/20/11 00:40	1
Cyclohexane	1.0	U	1.0	0.12	ug/L			12/20/11 00:40	1
1,2-Dibromo-3-Chloropropane	2.0	U	2.0	0.67	ug/L			12/20/11 00:40	1
Ethylene Dibromide	1.0	U	1.0	0.24	ug/L			12/20/11 00:40	1
Dichlorodifluoromethane	1.0	U	1.0	0.31	ug/L			12/20/11 00:40	1
cis-1,2-Dichloroethene	1.0	U	1.0	0.17	ug/L			12/20/11 00:40	1
trans-1,2-Dichloroethene	1.0	U	1.0	0.19	ug/L			12/20/11 00:40	1
Isopropylbenzene	1.0	U	1.0	0.13	ug/L			12/20/11 00:40	1
Methyl acetate	10	U	10	0.38	ug/L			12/20/11 00:40	1
Methyl tert-butyl ether	5.0	U	5.0	0.17	ug/L			12/20/11 00:40	1
1,1,2-Trichloro-1,2,2-trifluoroethane	1.0	U	1.0	0.28	ug/L			12/20/11 00:40	1
1,2,4-Trichlorobenzene	1.0	U	1.0	0.15	ug/L			12/20/11 00:40	1
1,2-Dichlorobenzene	1.0	U	1.0	0.13	ug/L			12/20/11 00:40	1
1,3-Dichlorobenzene	1.0	U	1.0	0.14	ug/L			12/20/11 00:40	1
1,4-Dichlorobenzene	1.0	U	1.0	0.13	ug/L			12/20/11 00:40	1
Trichlorofluoromethane	1.0	U	1.0	0.21	ug/L			12/20/11 00:40	1
Chlorodibromomethane	1.0	U	1.0	0.18	ug/L			12/20/11 00:40	1
Methylcyclohexane	1.0	U	1.0	0.13	ug/L			12/20/11 00:40	1

Client: Conestoga-Rovers & Associates, Inc.
Project/Site: 17324-T07, RACER Former MTM

TestAmerica Job ID: 240-6762-1

Client Sample ID: GW-17324-120911-EM-037
Date Collected: 12/09/11 13:15
Date Received: 12/10/11 10:45

Lab Sample ID: 240-6762-3
Matrix: Water

Surrogate	%Recovery	Qualifier	Limits	Prepared	Analyzed	Dil Fac
1,2-Dichloroethane-d4 (Surr)	105		63 - 129		12/20/11 00:40	1
4-Bromofluorobenzene (Surr)	86		66 - 117		12/20/11 00:40	1
Toluene-d8 (Surr)	100		74 - 115		12/20/11 00:40	1
Dibromofluoromethane (Surr)	107		75 - 121		12/20/11 00:40	1

Client: Conestoga-Rovers & Associates, Inc.
Project/Site: 17324-T07, RACER Former MTM

TestAmerica Job ID: 240-6762-1

Client Sample ID: GW-17324-120911-EM-038
Date Collected: 12/09/11 14:50
Date Received: 12/10/11 10:45

Lab Sample ID: 240-6762-4
Matrix: Water

Method: 8260B - Volatile Organic Compounds (GC/MS)

Analyte	Result	Qualifier	RL	MDL	Unit	D	Prepared	Analyzed	Dil Fac
Acetone	10	U	10	1.1	ug/L			12/20/11 01:01	1
Benzene	1.0	U	1.0	0.13	ug/L			12/20/11 01:01	1
Dichlorobromomethane	1.0	U	1.0	0.15	ug/L			12/20/11 01:01	1
Bromoform	1.0	U	1.0	0.64	ug/L			12/20/11 01:01	1
Bromomethane	1.0	U	1.0	0.41	ug/L			12/20/11 01:01	1
2-Butanone (MEK)	10	U	10	0.57	ug/L			12/20/11 01:01	1
Carbon disulfide	1.0	U	1.0	0.13	ug/L			12/20/11 01:01	1
Carbon tetrachloride	1.0	U	1.0	0.13	ug/L			12/20/11 01:01	1
Chlorobenzene	1.0	U	1.0	0.15	ug/L			12/20/11 01:01	1
Chloroethane	1.0	U	1.0	0.29	ug/L			12/20/11 01:01	1
Chloroform	1.0	U	1.0	0.16	ug/L			12/20/11 01:01	1
Chloromethane	1.0	U	1.0	0.30	ug/L			12/20/11 01:01	1
1,1-Dichloroethane	1.0	U	1.0	0.15	ug/L			12/20/11 01:01	1
1,2-Dichloroethane	1.0	U	1.0	0.22	ug/L			12/20/11 01:01	1
1,1-Dichloroethene	1.0	U	1.0	0.19	ug/L			12/20/11 01:01	1
1,2-Dichloropropane	1.0	U	1.0	0.18	ug/L			12/20/11 01:01	1
cis-1,3-Dichloropropene	1.0	U	1.0	0.14	ug/L			12/20/11 01:01	1
trans-1,3-Dichloropropene	1.0	U	1.0	0.19	ug/L			12/20/11 01:01	1
Ethylbenzene	1.0	U	1.0	0.17	ug/L			12/20/11 01:01	1
2-Hexanone	10	U	10	0.41	ug/L			12/20/11 01:01	1
Methylene Chloride	1.0	U	1.0	0.33	ug/L			12/20/11 01:01	1
4-Methyl-2-pentanone (MIBK)	10	U	10	0.32	ug/L			12/20/11 01:01	1
Styrene	1.0	U	1.0	0.11	ug/L			12/20/11 01:01	1
1,1,2,2-Tetrachloroethane	1.0	U	1.0	0.18	ug/L			12/20/11 01:01	1
Tetrachloroethene	**0.47**	**J**	1.0	0.29	ug/L			12/20/11 01:01	1
Toluene	1.0	U	1.0	0.13	ug/L			12/20/11 01:01	1
Trichloroethene	1.0	U	1.0	0.17	ug/L			12/20/11 01:01	1
Vinyl chloride	1.0	U	1.0	0.22	ug/L			12/20/11 01:01	1
Xylenes, Total	2.0	U	2.0	0.28	ug/L			12/20/11 01:01	1
1,1,1-Trichloroethane	1.0	U	1.0	0.22	ug/L			12/20/11 01:01	1
1,1,2-Trichloroethane	1.0	U	1.0	0.27	ug/L			12/20/11 01:01	1
Cyclohexane	1.0	U	1.0	0.12	ug/L			12/20/11 01:01	1
1,2-Dibromo-3-Chloropropane	2.0	U	2.0	0.67	ug/L			12/20/11 01:01	1
Ethylene Dibromide	1.0	U	1.0	0.24	ug/L			12/20/11 01:01	1
Dichlorodifluoromethane	1.0	U	1.0	0.31	ug/L			12/20/11 01:01	1
cis-1,2-Dichloroethene	1.0	U	1.0	0.17	ug/L			12/20/11 01:01	1
trans-1,2-Dichloroethene	1.0	U	1.0	0.19	ug/L			12/20/11 01:01	1
Isopropylbenzene	1.0	U	1.0	0.13	ug/L			12/20/11 01:01	1
Methyl acetate	10	U	10	0.38	ug/L			12/20/11 01:01	1
Methyl tert-butyl ether	5.0	U	5.0	0.17	ug/L			12/20/11 01:01	1
1,1,2-Trichloro-1,2,2-trifluoroethane	1.0	U	1.0	0.28	ug/L			12/20/11 01:01	1
1,2,4-Trichlorobenzene	1.0	U	1.0	0.15	ug/L			12/20/11 01:01	1
1,2-Dichlorobenzene	1.0	U	1.0	0.13	ug/L			12/20/11 01:01	1
1,3-Dichlorobenzene	1.0	U	1.0	0.14	ug/L			12/20/11 01:01	1
1,4-Dichlorobenzene	1.0	U	1.0	0.13	ug/L			12/20/11 01:01	1
Trichlorofluoromethane	1.0	U	1.0	0.21	ug/L			12/20/11 01:01	1
Chlorodibromomethane	1.0	U	1.0	0.18	ug/L			12/20/11 01:01	1
Methylcyclohexane	1.0	U	1.0	0.13	ug/L			12/20/11 01:01	1

Client: Conestoga-Rovers & Associates, Inc.
Project/Site: 17324-T07, RACER Former MTM

TestAmerica Job ID: 240-6762-1

Client Sample ID: GW-17324-120911-EM-038
Date Collected: 12/09/11 14:50
Date Received: 12/10/11 10:45

Lab Sample ID: 240-6762-4
Matrix: Water

Surrogate	%Recovery	Qualifier	Limits	Prepared	Analyzed	Dil Fac
1,2-Dichloroethane-d4 (Surr)	105		63 - 129		12/20/11 01:01	1
4-Bromofluorobenzene (Surr)	92		66 - 117		12/20/11 01:01	1
Toluene-d8 (Surr)	99		74 - 115		12/20/11 01:01	1
Dibromofluoromethane (Surr)	110		75 - 121		12/20/11 01:01	1

Client: Conestoga-Rovers & Associates, Inc.
Project/Site: 17324-T07, RACER Former MTM

TestAmerica Job ID: 240-6762-1

Client Sample ID: GW-17324-120911-EM-039
Date Collected: 12/09/11 09:00
Date Received: 12/10/11 10:45

Lab Sample ID: 240-6762-5
Matrix: Water

Method: 8260B - Volatile Organic Compounds (GC/MS)

Analyte	Result	Qualifier	RL	MDL	Unit	D	Prepared	Analyzed	Dil Fac
Acetone	10	U	10	1.1	ug/L			12/20/11 01:22	1
Benzene	1.0	U	1.0	0.13	ug/L			12/20/11 01:22	1
Dichlorobromomethane	1.0	U	1.0	0.15	ug/L			12/20/11 01:22	1
Bromoform	1.0	U	1.0	0.64	ug/L			12/20/11 01:22	1
Bromomethane	1.0	U	1.0	0.41	ug/L			12/20/11 01:22	1
2-Butanone (MEK)	10	U	10	0.57	ug/L			12/20/11 01:22	1
Carbon disulfide	1.0	U	1.0	0.13	ug/L			12/20/11 01:22	1
Carbon tetrachloride	1.0	U	1.0	0.13	ug/L			12/20/11 01:22	1
Chlorobenzene	1.0	U	1.0	0.15	ug/L			12/20/11 01:22	1
Chloroethane	1.0	U	1.0	0.29	ug/L			12/20/11 01:22	1
Chloroform	1.0	U	1.0	0.16	ug/L			12/20/11 01:22	1
Chloromethane	1.0	U	1.0	0.30	ug/L			12/20/11 01:22	1
1,1-Dichloroethane	**0.40**	**J**	1.0	0.15	ug/L			12/20/11 01:22	1
1,2-Dichloroethane	1.0	U	1.0	0.22	ug/L			12/20/11 01:22	1
1,1-Dichloroethene	1.0	U	1.0	0.19	ug/L			12/20/11 01:22	1
1,2-Dichloropropane	1.0	U	1.0	0.18	ug/L			12/20/11 01:22	1
cis-1,3-Dichloropropene	1.0	U	1.0	0.14	ug/L			12/20/11 01:22	1
trans-1,3-Dichloropropene	1.0	U	1.0	0.19	ug/L			12/20/11 01:22	1
Ethylbenzene	1.0	U	1.0	0.17	ug/L			12/20/11 01:22	1
2-Hexanone	10	U	10	0.41	ug/L			12/20/11 01:22	1
Methylene Chloride	1.0	U	1.0	0.33	ug/L			12/20/11 01:22	1
4-Methyl-2-pentanone (MIBK)	10	U	10	0.32	ug/L			12/20/11 01:22	1
Styrene	1.0	U	1.0	0.11	ug/L			12/20/11 01:22	1
1,1,2,2-Tetrachloroethane	1.0	U	1.0	0.18	ug/L			12/20/11 01:22	1
Tetrachloroethene	1.0	U	1.0	0.29	ug/L			12/20/11 01:22	1
Toluene	1.0	U	1.0	0.13	ug/L			12/20/11 01:22	1
Trichloroethene	**0.37**	**J**	1.0	0.17	ug/L			12/20/11 01:22	1
Vinyl chloride	1.0	U	1.0	0.22	ug/L			12/20/11 01:22	1
Xylenes, Total	2.0	U	2.0	0.28	ug/L			12/20/11 01:22	1
1,1,1-Trichloroethane	1.0	U	1.0	0.22	ug/L			12/20/11 01:22	1
1,1,2-Trichloroethane	1.0	U	1.0	0.27	ug/L			12/20/11 01:22	1
Cyclohexane	1.0	U	1.0	0.12	ug/L			12/20/11 01:22	1
1,2-Dibromo-3-Chloropropane	2.0	U	2.0	0.67	ug/L			12/20/11 01:22	1
Ethylene Dibromide	1.0	U	1.0	0.24	ug/L			12/20/11 01:22	1
Dichlorodifluoromethane	1.0	U	1.0	0.31	ug/L			12/20/11 01:22	1
cis-1,2-Dichloroethene	1.0	U	1.0	0.17	ug/L			12/20/11 01:22	1
trans-1,2-Dichloroethene	1.0	U	1.0	0.19	ug/L			12/20/11 01:22	1
Isopropylbenzene	1.0	U	1.0	0.13	ug/L			12/20/11 01:22	1
Methyl acetate	10	U	10	0.38	ug/L			12/20/11 01:22	1
Methyl tert-butyl ether	5.0	U	5.0	0.17	ug/L			12/20/11 01:22	1
1,1,2-Trichloro-1,2,2-trifluoroethane	1.0	U	1.0	0.28	ug/L			12/20/11 01:22	1
1,2,4-Trichlorobenzene	1.0	U	1.0	0.15	ug/L			12/20/11 01:22	1
1,2-Dichlorobenzene	1.0	U	1.0	0.13	ug/L			12/20/11 01:22	1
1,3-Dichlorobenzene	1.0	U	1.0	0.14	ug/L			12/20/11 01:22	1
1,4-Dichlorobenzene	1.0	U	1.0	0.13	ug/L			12/20/11 01:22	1
Trichlorofluoromethane	1.0	U	1.0	0.21	ug/L			12/20/11 01:22	1
Chlorodibromomethane	1.0	U	1.0	0.18	ug/L			12/20/11 01:22	1
Methylcyclohexane	1.0	U	1.0	0.13	ug/L			12/20/11 01:22	1

Client: Conestoga-Rovers & Associates, Inc.
Project/Site: 17324-T07, RACER Former MTM

TestAmerica Job ID: 240-6762-1

Client Sample ID: GW-17324-120911-EM-039
Date Collected: 12/09/11 09:00
Date Received: 12/10/11 10:45

Lab Sample ID: 240-6762-5
Matrix: Water

Surrogate	%Recovery	Qualifier	Limits	Prepared	Analyzed	Dil Fac
1,2-Dichloroethane-d4 (Surr)	100		63 - 129		12/20/11 01:22	1
4-Bromofluorobenzene (Surr)	85		66 - 117		12/20/11 01:22	1
Toluene-d8 (Surr)	97		74 - 115		12/20/11 01:22	1
Dibromofluoromethane (Surr)	106		75 - 121		12/20/11 01:22	1

Client: Conestoga-Rovers & Associates, Inc.
Project/Site: 17324-T07, RACER Former MTM

TestAmerica Job ID: 240-6762-1

Client Sample ID: GW-17324-120911-EM-040
Date Collected: 12/09/11 10:20
Date Received: 12/10/11 10:45

Lab Sample ID: 240-6762-6
Matrix: Water

Method: 8260B - Volatile Organic Compounds (GC/MS)

Analyte	Result	Qualifier	RL	MDL	Unit	D	Prepared	Analyzed	Dil Fac
Acetone	10	U	10	1.1	ug/L			12/20/11 01:44	1
Benzene	1.0	U	1.0	0.13	ug/L			12/20/11 01:44	1
Dichlorobromomethane	1.0	U	1.0	0.15	ug/L			12/20/11 01:44	1
Bromoform	1.0	U	1.0	0.64	ug/L			12/20/11 01:44	1
Bromomethane	1.0	U	1.0	0.41	ug/L			12/20/11 01:44	1
2-Butanone (MEK)	10	U	10	0.57	ug/L			12/20/11 01:44	1
Carbon disulfide	1.0	U	1.0	0.13	ug/L			12/20/11 01:44	1
Carbon tetrachloride	1.0	U	1.0	0.13	ug/L			12/20/11 01:44	1
Chlorobenzene	1.0	U	1.0	0.15	ug/L			12/20/11 01:44	1
Chloroethane	1.0	U	1.0	0.29	ug/L			12/20/11 01:44	1
Chloroform	1.0	U	1.0	0.16	ug/L			12/20/11 01:44	1
Chloromethane	1.0	U	1.0	0.30	ug/L			12/20/11 01:44	1
1,1-Dichloroethane	1.0	U	1.0	0.15	ug/L			12/20/11 01:44	1
1,2-Dichloroethane	1.0	U	1.0	0.22	ug/L			12/20/11 01:44	1
1,1-Dichloroethene	1.0	U	1.0	0.19	ug/L			12/20/11 01:44	1
1,2-Dichloropropane	1.0	U	1.0	0.18	ug/L			12/20/11 01:44	1
cis-1,3-Dichloropropene	1.0	U	1.0	0.14	ug/L			12/20/11 01:44	1
trans-1,3-Dichloropropene	1.0	U	1.0	0.19	ug/L			12/20/11 01:44	1
Ethylbenzene	1.0	U	1.0	0.17	ug/L			12/20/11 01:44	1
2-Hexanone	10	U	10	0.41	ug/L			12/20/11 01:44	1
Methylene Chloride	1.0	U	1.0	0.33	ug/L			12/20/11 01:44	1
4-Methyl-2-pentanone (MIBK)	10	U	10	0.32	ug/L			12/20/11 01:44	1
Styrene	1.0	U	1.0	0.11	ug/L			12/20/11 01:44	1
1,1,2,2-Tetrachloroethane	1.0	U	1.0	0.18	ug/L			12/20/11 01:44	1
Tetrachloroethene	1.0	U	1.0	0.29	ug/L			12/20/11 01:44	1
Toluene	1.0	U	1.0	0.13	ug/L			12/20/11 01:44	1
Trichloroethene	**0.23**	**J**	1.0	0.17	ug/L			12/20/11 01:44	1
Vinyl chloride	1.0	U	1.0	0.22	ug/L			12/20/11 01:44	1
Xylenes, Total	2.0	U	2.0	0.28	ug/L			12/20/11 01:44	1
1,1,1-Trichloroethane	1.0	U	1.0	0.22	ug/L			12/20/11 01:44	1
1,1,2-Trichloroethane	1.0	U	1.0	0.27	ug/L			12/20/11 01:44	1
Cyclohexane	1.0	U	1.0	0.12	ug/L			12/20/11 01:44	1
1,2-Dibromo-3-Chloropropane	2.0	U	2.0	0.67	ug/L			12/20/11 01:44	1
Ethylene Dibromide	1.0	U	1.0	0.24	ug/L			12/20/11 01:44	1
Dichlorodifluoromethane	1.0	U	1.0	0.31	ug/L			12/20/11 01:44	1
cis-1,2-Dichloroethene	1.0	U	1.0	0.17	ug/L			12/20/11 01:44	1
trans-1,2-Dichloroethene	1.0	U	1.0	0.19	ug/L			12/20/11 01:44	1
Isopropylbenzene	1.0	U	1.0	0.13	ug/L			12/20/11 01:44	1
Methyl acetate	10	U	10	0.38	ug/L			12/20/11 01:44	1
Methyl tert-butyl ether	5.0	U	5.0	0.17	ug/L			12/20/11 01:44	1
1,1,2-Trichloro-1,2,2-trifluoroethane	1.0	U	1.0	0.28	ug/L			12/20/11 01:44	1
1,2,4-Trichlorobenzene	1.0	U	1.0	0.15	ug/L			12/20/11 01:44	1
1,2-Dichlorobenzene	1.0	U	1.0	0.13	ug/L			12/20/11 01:44	1
1,3-Dichlorobenzene	1.0	U	1.0	0.14	ug/L			12/20/11 01:44	1
1,4-Dichlorobenzene	1.0	U	1.0	0.13	ug/L			12/20/11 01:44	1
Trichlorofluoromethane	1.0	U	1.0	0.21	ug/L			12/20/11 01:44	1
Chlorodibromomethane	1.0	U	1.0	0.18	ug/L			12/20/11 01:44	1
Methylcyclohexane	1.0	U	1.0	0.13	ug/L			12/20/11 01:44	1

Client Sample ID: GW-17324-120911-EM-040
Date Collected: 12/09/11 10:20
Date Received: 12/10/11 10:45

Lab Sample ID: 240-6762-6
Matrix: Water

Surrogate	*%Recovery*	*Qualifier*	*Limits*	*Prepared*	*Analyzed*	*Dil Fac*
1,2-Dichloroethane-d4 (Surr)	*107*		*63 - 129*		*12/20/11 01:44*	*1*
4-Bromofluorobenzene (Surr)	*94*		*66 - 117*		*12/20/11 01:44*	*1*
Toluene-d8 (Surr)	*93*		*74 - 115*		*12/20/11 01:44*	*1*
Dibromofluoromethane (Surr)	*116*		*75 - 121*		*12/20/11 01:44*	*1*

Method: 8270C - Semivolatile Organic Compounds (GC/MS)

Analyte	Result	Qualifier	RL	MDL	Unit	D	Prepared	Analyzed	Dil Fac
1,1'-Biphenyl	0.95	U	0.95	0.76	ug/L		12/15/11 07:49	12/19/11 15:54	1
2,2'-oxybis[1-chloropropane]	0.95	U	0.95	0.38	ug/L		12/15/11 07:49	12/19/11 15:54	1
2,4,5-Trichlorophenol	4.8	U	4.8	0.29	ug/L		12/15/11 07:49	12/19/11 15:54	1
2,4,6-Trichlorophenol	4.8	U	4.8	0.76	ug/L		12/15/11 07:49	12/19/11 15:54	1
2,4-Dichlorophenol	1.9	U	1.9	0.76	ug/L		12/15/11 07:49	12/19/11 15:54	1
2,4-Dimethylphenol	1.9	U	1.9	0.76	ug/L		12/15/11 07:49	12/19/11 15:54	1
2,4-Dinitrophenol	4.8	U	4.8	2.3	ug/L		12/15/11 07:49	12/19/11 15:54	1
2,4-Dinitrotoluene	4.8	U	4.8	0.26	ug/L		12/15/11 07:49	12/19/11 15:54	1
2,6-Dinitrotoluene	4.8	U	4.8	0.76	ug/L		12/15/11 07:49	12/19/11 15:54	1
2-Chloronaphthalene	0.95	U	0.95	0.095	ug/L		12/15/11 07:49	12/19/11 15:54	1
2-Chlorophenol	0.95	U	0.95	0.28	ug/L		12/15/11 07:49	12/19/11 15:54	1
2-Methylnaphthalene	0.19	U	0.19	0.095	ug/L		12/15/11 07:49	12/19/11 15:54	1
2-Methylphenol	0.95	U	0.95	0.76	ug/L		12/15/11 07:49	12/19/11 15:54	1
2-Nitroaniline	1.9	U	1.9	0.76	ug/L		12/15/11 07:49	12/19/11 15:54	1
2-Nitrophenol	1.9	U	1.9	0.27	ug/L		12/15/11 07:49	12/19/11 15:54	1
3,3'-Dichlorobenzidine	4.8	U	4.8	0.35	ug/L		12/15/11 07:49	12/19/11 15:54	1
3-Nitroaniline	1.9	U	1.9	0.27	ug/L		12/15/11 07:49	12/19/11 15:54	1
4,6-Dinitro-2-methylphenol	4.8	U	4.8	2.3	ug/L		12/15/11 07:49	12/19/11 15:54	1
4-Bromophenyl phenyl ether	1.9	U	1.9	0.76	ug/L		12/15/11 07:49	12/19/11 15:54	1
4-Chloro-3-methylphenol	1.9	U	1.9	0.76	ug/L		12/15/11 07:49	12/19/11 15:54	1
4-Chloroaniline	1.9	U	1.9	0.76	ug/L		12/15/11 07:49	12/19/11 15:54	1
4-Chlorophenyl phenyl ether	1.9	U	1.9	0.29	ug/L		12/15/11 07:49	12/19/11 15:54	1
4-Nitroaniline	1.9	U	1.9	0.76	ug/L		12/15/11 07:49	12/19/11 15:54	1
4-Nitrophenol	4.8	U	4.8	2.3	ug/L		12/15/11 07:49	12/19/11 15:54	1
Acenaphthene	0.19	U	0.19	0.095	ug/L		12/15/11 07:49	12/19/11 15:54	1
Acenaphthylene	0.19	U	0.19	0.095	ug/L		12/15/11 07:49	12/19/11 15:54	1
Acetophenone	0.95	U	0.95	0.32	ug/L		12/15/11 07:49	12/19/11 15:54	1
Anthracene	0.19	U	0.19	0.095	ug/L		12/15/11 07:49	12/19/11 15:54	1
Atrazine	0.95	U	0.95	0.32	ug/L		12/15/11 07:49	12/19/11 15:54	1
Benzaldehyde	0.95	U	0.95	0.37	ug/L		12/15/11 07:49	12/19/11 15:54	1
Benzo[a]anthracene	0.19	U	0.19	0.095	ug/L		12/15/11 07:49	12/19/11 15:54	1
Benzo[a]pyrene	0.19	U	0.19	0.095	ug/L		12/15/11 07:49	12/19/11 15:54	1
Benzo[b]fluoranthene	0.19	U	0.19	0.095	ug/L		12/15/11 07:49	12/19/11 15:54	1
Benzo[g,h,i]perylene	0.19	U	0.19	0.095	ug/L		12/15/11 07:49	12/19/11 15:54	1
Benzo[k]fluoranthene	0.19	U	0.19	0.095	ug/L		12/15/11 07:49	12/19/11 15:54	1
Bis(2-chloroethoxy)methane	0.95	U	0.95	0.30	ug/L		12/15/11 07:49	12/19/11 15:54	1
Bis(2-chloroethyl)ether	0.95	U	0.95	0.095	ug/L		12/15/11 07:49	12/19/11 15:54	1
Bis(2-ethylhexyl) phthalate	1.9	U	1.9	0.76	ug/L		12/15/11 07:49	12/19/11 15:54	1
Butyl benzyl phthalate	0.95	U	0.95	0.76	ug/L		12/15/11 07:49	12/19/11 15:54	1
Caprolactam	4.8	U	4.8	0.76	ug/L		12/15/11 07:49	12/19/11 15:54	1
Carbazole	0.95	U	0.95	0.27	ug/L		12/15/11 07:49	12/19/11 15:54	1
Chrysene	0.19	U	0.19	0.095	ug/L		12/15/11 07:49	12/19/11 15:54	1
Dibenz(a,h)anthracene	0.19	U	0.19	0.095	ug/L		12/15/11 07:49	12/19/11 15:54	1
Dibenzofuran	0.95	U	0.95	0.095	ug/L		12/15/11 07:49	12/19/11 15:54	1

Client Sample ID: GW-17324-120911-EM-040
Date Collected: 12/09/11 10:20
Date Received: 12/10/11 10:45

Lab Sample ID: 240-6762-6
Matrix: Water

Method: 8270C - Semivolatile Organic Compounds (GC/MS) (Continued)

Analyte	Result	Qualifier	RL	MDL	Unit	D	Prepared	Analyzed	Dil Fac
Diethyl phthalate	0.95	U	0.95	0.57	ug/L		12/15/11 07:49	12/19/11 15:54	1
Dimethyl phthalate	0.95	U	0.95	0.28	ug/L		12/15/11 07:49	12/19/11 15:54	1
Di-n-butyl phthalate	0.95	U	0.95	0.64	ug/L		12/15/11 07:49	12/19/11 15:54	1
Di-n-octyl phthalate	0.95	U	0.95	0.76	ug/L		12/15/11 07:49	12/19/11 15:54	1
Fluoranthene	0.19	U	0.19	0.095	ug/L		12/15/11 07:49	12/19/11 15:54	1
Fluorene	0.19	U	0.19	0.095	ug/L		12/15/11 07:49	12/19/11 15:54	1
Hexachlorobenzene	0.19	U	0.19	0.095	ug/L		12/15/11 07:49	12/19/11 15:54	1
Hexachlorobutadiene	0.95	U	0.95	0.26	ug/L		12/15/11 07:49	12/19/11 15:54	1
Hexachlorocyclopentadiene	9.5	U	9.5	0.76	ug/L		12/15/11 07:49	12/19/11 15:54	1
Hexachloroethane	0.95	U	0.95	0.76	ug/L		12/15/11 07:49	12/19/11 15:54	1
Indeno[1,2,3-cd]pyrene	0.19	U	0.19	0.095	ug/L		12/15/11 07:49	12/19/11 15:54	1
Isophorone	0.95	U	0.95	0.26	ug/L		12/15/11 07:49	12/19/11 15:54	1
Naphthalene	0.19	U	0.19	0.095	ug/L		12/15/11 07:49	12/19/11 15:54	1
Nitrobenzene	0.95	U	0.95	0.038	ug/L		12/15/11 07:49	12/19/11 15:54	1
N-Nitrosodi-n-propylamine	0.95	U	0.95	0.76	ug/L		12/15/11 07:49	12/19/11 15:54	1
N-Nitrosodiphenylamine	0.95	U	0.95	0.30	ug/L		12/15/11 07:49	12/19/11 15:54	1
Pentachlorophenol	4.8	U	4.8	2.3	ug/L		12/15/11 07:49	12/19/11 15:54	1
Phenol	0.95	U	0.95	0.57	ug/L		12/15/11 07:49	12/19/11 15:54	1
Phenanthrene	0.19	U	0.19	0.095	ug/L		12/15/11 07:49	12/19/11 15:54	1
Pyrene	0.19	U	0.19	0.095	ug/L		12/15/11 07:49	12/19/11 15:54	1
3 & 4 Methylphenol	1.9	U	1.9	0.71	ug/L		12/15/11 07:49	12/19/11 15:54	1

Surrogate	*%Recovery*	*Qualifier*	*Limits*	*Prepared*	*Analyzed*	*Dil Fac*
2-Fluorobiphenyl (Surr)	*66*		*28 - 110*	*12/15/11 07:49*	*12/19/11 15:54*	*1*
2-Fluorophenol (Surr)	*56*		*10 - 110*	*12/15/11 07:49*	*12/19/11 15:54*	*1*
2,4,6-Tribromophenol (Surr)	*62*		*22 - 120*	*12/15/11 07:49*	*12/19/11 15:54*	*1*
Nitrobenzene-d5 (Surr)	*59*		*27 - 111*	*12/15/11 07:49*	*12/19/11 15:54*	*1*
Phenol-d5 (Surr)	*63*		*10 - 110*	*12/15/11 07:49*	*12/19/11 15:54*	*1*
Terphenyl-d14 (Surr)	*77*		*37 - 119*	*12/15/11 07:49*	*12/19/11 15:54*	*1*

Method: 8082 - Polychlorinated Biphenyls (PCBs) by Gas Chromatography

Analyte	Result	Qualifier	RL	MDL	Unit	D	Prepared	Analyzed	Dil Fac
Aroclor-1016	100	U *	100	34	ug/L		12/14/11 08:23	12/15/11 13:00	1
Aroclor-1221	100	U	100	26	ug/L		12/14/11 08:23	12/15/11 13:00	1
Aroclor-1232	100	U	100	32	ug/L		12/14/11 08:23	12/15/11 13:00	1
Aroclor-1242	100	U	100	44	ug/L		12/14/11 08:23	12/15/11 13:00	1
Aroclor-1248	100	U	100	20	ug/L		12/14/11 08:23	12/15/11 13:00	1
Aroclor-1254	100	U	100	32	ug/L		12/14/11 08:23	12/15/11 13:00	1
Aroclor-1260	100	U	100	34	ug/L		12/14/11 08:23	12/15/11 13:00	1

Surrogate	*%Recovery*	*Qualifier*	*Limits*	*Prepared*	*Analyzed*	*Dil Fac*
Tetrachloro-m-xylene	*85*		*35 - 137*	*12/14/11 08:23*	*12/15/11 13:00*	*1*
DCB Decachlorobiphenyl	*68*		*10 - 140*	*12/14/11 08:23*	*12/15/11 13:00*	*1*

Method: 6010B - Metals (ICP) - Total Recoverable

Analyte	Result	Qualifier	RL	MDL	Unit	D	Prepared	Analyzed	Dil Fac
Aluminum	**370**		200	97	ug/L		12/13/11 06:46	12/14/11 20:23	1
Antimony	10	U	10	1.8	ug/L		12/13/11 06:46	12/14/11 20:23	1
Barium	**55**	**J B**	200	0.67	ug/L		12/13/11 06:46	12/14/11 20:23	1
Beryllium	5.0	U	5.0	0.46	ug/L		12/13/11 06:46	12/14/11 20:23	1
Calcium	**70000**	**B**	5000	130	ug/L		12/13/11 06:46	12/14/11 20:23	1

Client: Conestoga-Rovers & Associates, Inc.
Project/Site: 17324-T07, RACER Former MTM

TestAmerica Job ID: 240-6762-1

Client Sample ID: GW-17324-120911-EM-040
Date Collected: 12/09/11 10:20
Date Received: 12/10/11 10:45

Lab Sample ID: 240-6762-6
Matrix: Water

Method: 6010B - Metals (ICP) - Total Recoverable (Continued)

Analyte	Result	Qualifier	RL	MDL	Unit	D	Prepared	Analyzed	Dil Fac
Cadmium	2.0	U	2.0	0.66	ug/L		12/13/11 06:46	12/14/11 20:23	1
Cobalt	7.0	U	7.0	1.7	ug/L		12/13/11 06:46	12/14/11 20:23	1
Chromium	5.0	U	5.0	2.2	ug/L		12/13/11 06:46	12/14/11 20:23	1
Copper	25	U	25	4.5	ug/L		12/13/11 06:46	12/14/11 20:23	1
Iron	**400**		100	81	ug/L		12/13/11 06:46	12/14/11 20:23	1
Potassium	**950**	**J B**	5000	72	ug/L		12/13/11 06:46	12/14/11 20:23	1
Magnesium	**21000**	**B**	5000	34	ug/L		12/13/11 06:46	12/14/11 20:23	1
Manganese	**23**	**B**	15	0.41	ug/L		12/13/11 06:46	12/14/11 20:23	1
Silver	5.0	U	5.0	2.2	ug/L		12/13/11 06:46	12/14/11 20:23	1
Sodium	**12000**		5000	590	ug/L		12/13/11 06:46	12/14/11 20:23	1
Nickel	40	U	40	3.2	ug/L		12/13/11 06:46	12/14/11 20:23	1
Vanadium	7.0	U	7.0	0.64	ug/L		12/13/11 06:46	12/14/11 20:23	1
Zinc	**11**	**J B**	50	5.0	ug/L		12/13/11 06:46	12/14/11 20:23	1
Arsenic	10	U	10	3.2	ug/L		12/13/11 06:46	12/14/11 20:23	1
Lead	3.0	U	3.0	1.9	ug/L		12/13/11 06:46	12/14/11 20:23	1
Selenium	5.0	U	5.0	4.1	ug/L		12/13/11 06:46	12/14/11 20:23	1
Thallium	10	U	10	4.7	ug/L		12/13/11 06:46	12/14/11 20:23	1

Method: 7470A - Mercury (CVAA)

Analyte	Result	Qualifier	RL	MDL	Unit	D	Prepared	Analyzed	Dil Fac
Mercury	0.20	U	0.20	0.12	ug/L		12/19/11 14:15	12/20/11 13:24	1

Client: Conestoga-Rovers & Associates, Inc.
Project/Site: 17324-T07, RACER Former MTM

TestAmerica Job ID: 240-6762-1

Client Sample ID: GW-17324-120911-EM-041
Date Collected: 12/09/11 12:00
Date Received: 12/10/11 10:45

Lab Sample ID: 240-6762-7
Matrix: Water

Method: 8260B - Volatile Organic Compounds (GC/MS)

Analyte	Result	Qualifier	RL	MDL	Unit	D	Prepared	Analyzed	Dil Fac
Acetone	10	U	10	1.1	ug/L			12/20/11 02:05	1
Benzene	1.0	U	1.0	0.13	ug/L			12/20/11 02:05	1
Dichlorobromomethane	1.0	U	1.0	0.15	ug/L			12/20/11 02:05	1
Bromoform	1.0	U	1.0	0.64	ug/L			12/20/11 02:05	1
Bromomethane	1.0	U	1.0	0.41	ug/L			12/20/11 02:05	1
2-Butanone (MEK)	10	U	10	0.57	ug/L			12/20/11 02:05	1
Carbon disulfide	**0.13**	**J**	1.0	0.13	ug/L			12/20/11 02:05	1
Carbon tetrachloride	1.0	U	1.0	0.13	ug/L			12/20/11 02:05	1
Chlorobenzene	1.0	U	1.0	0.15	ug/L			12/20/11 02:05	1
Chloroethane	1.0	U	1.0	0.29	ug/L			12/20/11 02:05	1
Chloroform	1.0	U	1.0	0.16	ug/L			12/20/11 02:05	1
Chloromethane	1.0	U	1.0	0.30	ug/L			12/20/11 02:05	1
1,1-Dichloroethane	1.0	U	1.0	0.15	ug/L			12/20/11 02:05	1
1,2-Dichloroethane	1.0	U	1.0	0.22	ug/L			12/20/11 02:05	1
1,1-Dichloroethene	1.0	U	1.0	0.19	ug/L			12/20/11 02:05	1
1,2-Dichloropropane	1.0	U	1.0	0.18	ug/L			12/20/11 02:05	1
cis-1,3-Dichloropropene	1.0	U	1.0	0.14	ug/L			12/20/11 02:05	1
trans-1,3-Dichloropropene	1.0	U	1.0	0.19	ug/L			12/20/11 02:05	1
Ethylbenzene	1.0	U	1.0	0.17	ug/L			12/20/11 02:05	1
2-Hexanone	10	U	10	0.41	ug/L			12/20/11 02:05	1
Methylene Chloride	1.0	U	1.0	0.33	ug/L			12/20/11 02:05	1
4-Methyl-2-pentanone (MIBK)	10	U	10	0.32	ug/L			12/20/11 02:05	1
Styrene	1.0	U	1.0	0.11	ug/L			12/20/11 02:05	1
1,1,2,2-Tetrachloroethane	1.0	U	1.0	0.18	ug/L			12/20/11 02:05	1
Tetrachloroethene	1.0	U	1.0	0.29	ug/L			12/20/11 02:05	1
Toluene	1.0	U	1.0	0.13	ug/L			12/20/11 02:05	1
Trichloroethene	**0.30**	**J**	1.0	0.17	ug/L			12/20/11 02:05	1
Vinyl chloride	1.0	U	1.0	0.22	ug/L			12/20/11 02:05	1
Xylenes, Total	2.0	U	2.0	0.28	ug/L			12/20/11 02:05	1
1,1,1-Trichloroethane	1.0	U	1.0	0.22	ug/L			12/20/11 02:05	1
1,1,2-Trichloroethane	1.0	U	1.0	0.27	ug/L			12/20/11 02:05	1
Cyclohexane	1.0	U	1.0	0.12	ug/L			12/20/11 02:05	1
1,2-Dibromo-3-Chloropropane	2.0	U	2.0	0.67	ug/L			12/20/11 02:05	1
Ethylene Dibromide	1.0	U	1.0	0.24	ug/L			12/20/11 02:05	1
Dichlorodifluoromethane	1.0	U	1.0	0.31	ug/L			12/20/11 02:05	1
cis-1,2-Dichloroethene	1.0	U	1.0	0.17	ug/L			12/20/11 02:05	1
trans-1,2-Dichloroethene	1.0	U	1.0	0.19	ug/L			12/20/11 02:05	1
Isopropylbenzene	1.0	U	1.0	0.13	ug/L			12/20/11 02:05	1
Methyl acetate	10	U	10	0.38	ug/L			12/20/11 02:05	1
Methyl tert-butyl ether	5.0	U	5.0	0.17	ug/L			12/20/11 02:05	1
1,1,2-Trichloro-1,2,2-trifluoroethane	1.0	U	1.0	0.28	ug/L			12/20/11 02:05	1
1,2,4-Trichlorobenzene	1.0	U	1.0	0.15	ug/L			12/20/11 02:05	1
1,2-Dichlorobenzene	1.0	U	1.0	0.13	ug/L			12/20/11 02:05	1
1,3-Dichlorobenzene	1.0	U	1.0	0.14	ug/L			12/20/11 02:05	1
1,4-Dichlorobenzene	1.0	U	1.0	0.13	ug/L			12/20/11 02:05	1
Trichlorofluoromethane	1.0	U	1.0	0.21	ug/L			12/20/11 02:05	1
Chlorodibromomethane	1.0	U	1.0	0.18	ug/L			12/20/11 02:05	1
Methylcyclohexane	1.0	U	1.0	0.13	ug/L			12/20/11 02:05	1

Client: Conestoga-Rovers & Associates, Inc.
Project/Site: 17324-T07, RACER Former MTM

TestAmerica Job ID: 240-6762-1

Client Sample ID: GW-17324-120911-EM-041
Date Collected: 12/09/11 12:00
Date Received: 12/10/11 10:45

Lab Sample ID: 240-6762-7
Matrix: Water

Surrogate	%Recovery	Qualifier	Limits	Prepared	Analyzed	Dil Fac
1,2-Dichloroethane-d4 (Surr)	106		63 - 129		12/20/11 02:05	1
4-Bromofluorobenzene (Surr)	90		66 - 117		12/20/11 02:05	1
Toluene-d8 (Surr)	98		74 - 115		12/20/11 02:05	1
Dibromofluoromethane (Surr)	110		75 - 121		12/20/11 02:05	1

Client: Conestoga-Rovers & Associates, Inc.
Project/Site: 17324-T07, RACER Former MTM

TestAmerica Job ID: 240-6762-1

Client Sample ID: GW-17324-120911-EM-042
Date Collected: 12/09/11 13:25
Date Received: 12/10/11 10:45

Lab Sample ID: 240-6762-8
Matrix: Water

Method: 8260B - Volatile Organic Compounds (GC/MS)

Analyte	Result	Qualifier	RL	MDL	Unit	D	Prepared	Analyzed	Dil Fac
Acetone	170	U	170	18	ug/L			12/20/11 02:27	16.667
Benzene	17	U	17	2.2	ug/L			12/20/11 02:27	16.667
Dichlorobromomethane	17	U	17	2.5	ug/L			12/20/11 02:27	16.667
Bromoform	17	U	17	11	ug/L			12/20/11 02:27	16.667
Bromomethane	17	U	17	6.8	ug/L			12/20/11 02:27	16.667
2-Butanone (MEK)	170	U	170	9.5	ug/L			12/20/11 02:27	16.667
Carbon disulfide	17	U	17	2.2	ug/L			12/20/11 02:27	16.667
Carbon tetrachloride	17	U	17	2.2	ug/L			12/20/11 02:27	16.667
Chlorobenzene	17	U	17	2.5	ug/L			12/20/11 02:27	16.667
Chloroethane	17	U	17	4.8	ug/L			12/20/11 02:27	16.667
Chloroform	17	U	17	2.7	ug/L			12/20/11 02:27	16.667
Chloromethane	17	U	17	5.0	ug/L			12/20/11 02:27	16.667
1,1-Dichloroethane	17	U	17	2.5	ug/L			12/20/11 02:27	16.667
1,2-Dichloroethane	17	U	17	3.7	ug/L			12/20/11 02:27	16.667
1,1-Dichloroethene	17	U	17	3.2	ug/L			12/20/11 02:27	16.667
1,2-Dichloropropane	17	U	17	3.0	ug/L			12/20/11 02:27	16.667
cis-1,3-Dichloropropene	17	U	17	2.3	ug/L			12/20/11 02:27	16.667
trans-1,3-Dichloropropene	17	U	17	3.2	ug/L			12/20/11 02:27	16.667
Ethylbenzene	17	U	17	2.8	ug/L			12/20/11 02:27	16.667
2-Hexanone	170	U	170	6.8	ug/L			12/20/11 02:27	16.667
Methylene Chloride	17	U	17	5.5	ug/L			12/20/11 02:27	16.667
4-Methyl-2-pentanone (MIBK)	170	U	170	5.3	ug/L			12/20/11 02:27	16.667
Styrene	17	U	17	1.8	ug/L			12/20/11 02:27	16.667
1,1,2,2-Tetrachloroethane	17	U	17	3.0	ug/L			12/20/11 02:27	16.667
Tetrachloroethene	17	U	17	4.8	ug/L			12/20/11 02:27	16.667
Toluene	17	U	17	2.2	ug/L			12/20/11 02:27	16.667
Trichloroethene	**370**		17	2.8	ug/L			12/20/11 02:27	16.667
Vinyl chloride	17	U	17	3.7	ug/L			12/20/11 02:27	16.667
Xylenes, Total	33	U	33	4.7	ug/L			12/20/11 02:27	16.667
1,1,1-Trichloroethane	17	U	17	3.7	ug/L			12/20/11 02:27	16.667
1,1,2-Trichloroethane	17	U	17	4.5	ug/L			12/20/11 02:27	16.667
Cyclohexane	17	U	17	2.0	ug/L			12/20/11 02:27	16.667
1,2-Dibromo-3-Chloropropane	33	U	33	11	ug/L			12/20/11 02:27	16.667
Ethylene Dibromide	17	U	17	4.0	ug/L			12/20/11 02:27	16.667
Dichlorodifluoromethane	17	U	17	5.2	ug/L			12/20/11 02:27	16.667
cis-1,2-Dichloroethene	**5.2**	**J**	17	2.8	ug/L			12/20/11 02:27	16.667
trans-1,2-Dichloroethene	17	U	17	3.2	ug/L			12/20/11 02:27	16.667
Isopropylbenzene	17	U	17	2.2	ug/L			12/20/11 02:27	16.667
Methyl acetate	170	U	170	6.3	ug/L			12/20/11 02:27	16.667
Methyl tert-butyl ether	83	U	83	2.8	ug/L			12/20/11 02:27	16.667
1,1,2-Trichloro-1,2,2-trifluoroethane	17	U	17	4.7	ug/L			12/20/11 02:27	16.667
1,2,4-Trichlorobenzene	17	U	17	2.5	ug/L			12/20/11 02:27	16.667
1,2-Dichlorobenzene	17	U	17	2.2	ug/L			12/20/11 02:27	16.667
1,3-Dichlorobenzene	17	U	17	2.3	ug/L			12/20/11 02:27	16.667
1,4-Dichlorobenzene	17	U	17	2.2	ug/L			12/20/11 02:27	16.667
Trichlorofluoromethane	17	U	17	3.5	ug/L			12/20/11 02:27	16.667
Chlorodibromomethane	17	U	17	3.0	ug/L			12/20/11 02:27	16.667
Methylcyclohexane	17	U	17	2.2	ug/L			12/20/11 02:27	16.667

Client: Conestoga-Rovers & Associates, Inc.
Project/Site: 17324-T07, RACER Former MTM

TestAmerica Job ID: 240-6762-1

Client Sample ID: GW-17324-120911-EM-042
Date Collected: 12/09/11 13:25
Date Received: 12/10/11 10:45

Lab Sample ID: 240-6762-8
Matrix: Water

Surrogate	%Recovery	Qualifier	Limits	Prepared	Analyzed	Dil Fac
1,2-Dichloroethane-d4 (Surr)	104		63 - 129		12/20/11 02:27	16.667
4-Bromofluorobenzene (Surr)	87		66 - 117		12/20/11 02:27	16.667
Toluene-d8 (Surr)	100		74 - 115		12/20/11 02:27	16.667
Dibromofluoromethane (Surr)	107		75 - 121		12/20/11 02:27	16.667

Client: Conestoga-Rovers & Associates, Inc.
Project/Site: 17324-T07, RACER Former MTM

TestAmerica Job ID: 240-6762-1

Client Sample ID: GW-17324-120911-EM-043
Date Collected: 12/09/11 14:50
Date Received: 12/10/11 10:45

Lab Sample ID: 240-6762-9
Matrix: Water

Method: 8260B - Volatile Organic Compounds (GC/MS)

Analyte	Result	Qualifier	RL	MDL	Unit	D	Prepared	Analyzed	Dil Fac
Acetone	10	U	10	1.1	ug/L			12/20/11 02:48	1
Benzene	1.0	U	1.0	0.13	ug/L			12/20/11 02:48	1
Dichlorobromomethane	1.0	U	1.0	0.15	ug/L			12/20/11 02:48	1
Bromoform	1.0	U	1.0	0.64	ug/L			12/20/11 02:48	1
Bromomethane	1.0	U	1.0	0.41	ug/L			12/20/11 02:48	1
2-Butanone (MEK)	10	U	10	0.57	ug/L			12/20/11 02:48	1
Carbon disulfide	1.0	U	1.0	0.13	ug/L			12/20/11 02:48	1
Carbon tetrachloride	1.0	U	1.0	0.13	ug/L			12/20/11 02:48	1
Chlorobenzene	1.0	U	1.0	0.15	ug/L			12/20/11 02:48	1
Chloroethane	1.0	U	1.0	0.29	ug/L			12/20/11 02:48	1
Chloroform	1.0	U	1.0	0.16	ug/L			12/20/11 02:48	1
Chloromethane	1.0	U	1.0	0.30	ug/L			12/20/11 02:48	1
1,1-Dichloroethane	1.0	U	1.0	0.15	ug/L			12/20/11 02:48	1
1,2-Dichloroethane	1.0	U	1.0	0.22	ug/L			12/20/11 02:48	1
1,1-Dichloroethene	1.0	U	1.0	0.19	ug/L			12/20/11 02:48	1
1,2-Dichloropropane	1.0	U	1.0	0.18	ug/L			12/20/11 02:48	1
cis-1,3-Dichloropropene	1.0	U	1.0	0.14	ug/L			12/20/11 02:48	1
trans-1,3-Dichloropropene	1.0	U	1.0	0.19	ug/L			12/20/11 02:48	1
Ethylbenzene	1.0	U	1.0	0.17	ug/L			12/20/11 02:48	1
2-Hexanone	10	U	10	0.41	ug/L			12/20/11 02:48	1
Methylene Chloride	1.0	U	1.0	0.33	ug/L			12/20/11 02:48	1
4-Methyl-2-pentanone (MIBK)	10	U	10	0.32	ug/L			12/20/11 02:48	1
Styrene	1.0	U	1.0	0.11	ug/L			12/20/11 02:48	1
1,1,2,2-Tetrachloroethane	1.0	U	1.0	0.18	ug/L			12/20/11 02:48	1
Tetrachloroethene	1.0	U	1.0	0.29	ug/L			12/20/11 02:48	1
Toluene	1.0	U	1.0	0.13	ug/L			12/20/11 02:48	1
Trichloroethene	**6.0**		1.0	0.17	ug/L			12/20/11 02:48	1
Vinyl chloride	1.0	U	1.0	0.22	ug/L			12/20/11 02:48	1
Xylenes, Total	2.0	U	2.0	0.28	ug/L			12/20/11 02:48	1
1,1,1-Trichloroethane	1.0	U	1.0	0.22	ug/L			12/20/11 02:48	1
1,1,2-Trichloroethane	1.0	U	1.0	0.27	ug/L			12/20/11 02:48	1
Cyclohexane	1.0	U	1.0	0.12	ug/L			12/20/11 02:48	1
1,2-Dibromo-3-Chloropropane	2.0	U	2.0	0.67	ug/L			12/20/11 02:48	1
Ethylene Dibromide	1.0	U	1.0	0.24	ug/L			12/20/11 02:48	1
Dichlorodifluoromethane	1.0	U	1.0	0.31	ug/L			12/20/11 02:48	1
cis-1,2-Dichloroethene	1.0	U	1.0	0.17	ug/L			12/20/11 02:48	1
trans-1,2-Dichloroethene	1.0	U	1.0	0.19	ug/L			12/20/11 02:48	1
Isopropylbenzene	1.0	U	1.0	0.13	ug/L			12/20/11 02:48	1
Methyl acetate	10	U	10	0.38	ug/L			12/20/11 02:48	1
Methyl tert-butyl ether	5.0	U	5.0	0.17	ug/L			12/20/11 02:48	1
1,1,2-Trichloro-1,2,2-trifluoroethane	1.0	U	1.0	0.28	ug/L			12/20/11 02:48	1
1,2,4-Trichlorobenzene	1.0	U	1.0	0.15	ug/L			12/20/11 02:48	1
1,2-Dichlorobenzene	1.0	U	1.0	0.13	ug/L			12/20/11 02:48	1
1,3-Dichlorobenzene	1.0	U	1.0	0.14	ug/L			12/20/11 02:48	1
1,4-Dichlorobenzene	1.0	U	1.0	0.13	ug/L			12/20/11 02:48	1
Trichlorofluoromethane	1.0	U	1.0	0.21	ug/L			12/20/11 02:48	1
Chlorodibromomethane	1.0	U	1.0	0.18	ug/L			12/20/11 02:48	1
Methylcyclohexane	1.0	U	1.0	0.13	ug/L			12/20/11 02:48	1

Client: Conestoga-Rovers & Associates, Inc.
Project/Site: 17324-T07, RACER Former MTM

TestAmerica Job ID: 240-6762-1

Client Sample ID: GW-17324-120911-EM-043
Date Collected: 12/09/11 14:50
Date Received: 12/10/11 10:45

Lab Sample ID: 240-6762-9
Matrix: Water

Surrogate	*%Recovery*	*Qualifier*	*Limits*	*Prepared*	*Analyzed*	*Dil Fac*
1,2-Dichloroethane-d4 (Surr)	*110*		*63 - 129*		*12/20/11 02:48*	*1*
4-Bromofluorobenzene (Surr)	*91*		*66 - 117*		*12/20/11 02:48*	*1*
Toluene-d8 (Surr)	*101*		*74 - 115*		*12/20/11 02:48*	*1*
Dibromofluoromethane (Surr)	*110*		*75 - 121*		*12/20/11 02:48*	*1*

Method: 8082 - Polychlorinated Biphenyls (PCBs) by Gas Chromatography

Analyte	Result	Qualifier	RL	MDL	Unit	D	Prepared	Analyzed	Dil Fac
Aroclor-1016	100	U *	100	34	ug/L		12/14/11 08:23	12/15/11 13:15	1
Aroclor-1221	100	U	100	26	ug/L		12/14/11 08:23	12/15/11 13:15	1
Aroclor-1232	100	U	100	32	ug/L		12/14/11 08:23	12/15/11 13:15	1
Aroclor-1242	100	U	100	44	ug/L		12/14/11 08:23	12/15/11 13:15	1
Aroclor-1248	100	U	100	20	ug/L		12/14/11 08:23	12/15/11 13:15	1
Aroclor-1254	100	U	100	32	ug/L		12/14/11 08:23	12/15/11 13:15	1
Aroclor-1260	100	U	100	34	ug/L		12/14/11 08:23	12/15/11 13:15	1

Surrogate	*%Recovery*	*Qualifier*	*Limits*	*Prepared*	*Analyzed*	*Dil Fac*
Tetrachloro-m-xylene	*92*		*35 - 137*	*12/14/11 08:23*	*12/15/11 13:15*	*1*
DCB Decachlorobiphenyl	*88*		*10 - 140*	*12/14/11 08:23*	*12/15/11 13:15*	*1*

Client: Conestoga-Rovers & Associates, Inc.
Project/Site: 17324-T07, RACER Former MTM

TestAmerica Job ID: 240-6762-1

Client Sample ID: GW-17324-120911-EM-044
Date Collected: 12/09/11 16:45
Date Received: 12/10/11 10:45

Lab Sample ID: 240-6762-10
Matrix: Water

Method: 8260B - Volatile Organic Compounds (GC/MS)

Analyte	Result	Qualifier	RL	MDL	Unit	D	Prepared	Analyzed	Dil Fac
Acetone	10	U	10	1.1	ug/L			12/20/11 04:14	1
Benzene	1.0	U	1.0	0.13	ug/L			12/20/11 04:14	1
Dichlorobromomethane	1.0	U	1.0	0.15	ug/L			12/20/11 04:14	1
Bromoform	1.0	U	1.0	0.64	ug/L			12/20/11 04:14	1
Bromomethane	1.0	U	1.0	0.41	ug/L			12/20/11 04:14	1
2-Butanone (MEK)	10	U	10	0.57	ug/L			12/20/11 04:14	1
Carbon disulfide	1.0	U	1.0	0.13	ug/L			12/20/11 04:14	1
Carbon tetrachloride	1.0	U	1.0	0.13	ug/L			12/20/11 04:14	1
Chlorobenzene	1.0	U	1.0	0.15	ug/L			12/20/11 04:14	1
Chloroethane	1.0	U	1.0	0.29	ug/L			12/20/11 04:14	1
Chloroform	1.0	U	1.0	0.16	ug/L			12/20/11 04:14	1
Chloromethane	1.0	U	1.0	0.30	ug/L			12/20/11 04:14	1
1,1-Dichloroethane	1.0	U	1.0	0.15	ug/L			12/20/11 04:14	1
1,2-Dichloroethane	1.0	U	1.0	0.22	ug/L			12/20/11 04:14	1
1,1-Dichloroethene	1.0	U	1.0	0.19	ug/L			12/20/11 04:14	1
1,2-Dichloropropane	1.0	U	1.0	0.18	ug/L			12/20/11 04:14	1
cis-1,3-Dichloropropene	1.0	U	1.0	0.14	ug/L			12/20/11 04:14	1
trans-1,3-Dichloropropene	1.0	U	1.0	0.19	ug/L			12/20/11 04:14	1
Ethylbenzene	1.0	U	1.0	0.17	ug/L			12/20/11 04:14	1
2-Hexanone	10	U	10	0.41	ug/L			12/20/11 04:14	1
Methylene Chloride	1.0	U	1.0	0.33	ug/L			12/20/11 04:14	1
4-Methyl-2-pentanone (MIBK)	10	U	10	0.32	ug/L			12/20/11 04:14	1
Styrene	1.0	U	1.0	0.11	ug/L			12/20/11 04:14	1
1,1,2,2-Tetrachloroethane	1.0	U	1.0	0.18	ug/L			12/20/11 04:14	1
Tetrachloroethene	**0.36**	**J**	1.0	0.29	ug/L			12/20/11 04:14	1
Toluene	1.0	U	1.0	0.13	ug/L			12/20/11 04:14	1
Trichloroethene	1.0	U	1.0	0.17	ug/L			12/20/11 04:14	1
Vinyl chloride	**10**		1.0	0.22	ug/L			12/20/11 04:14	1
Xylenes, Total	2.0	U	2.0	0.28	ug/L			12/20/11 04:14	1
1,1,1-Trichloroethane	1.0	U	1.0	0.22	ug/L			12/20/11 04:14	1
1,1,2-Trichloroethane	1.0	U	1.0	0.27	ug/L			12/20/11 04:14	1
Cyclohexane	1.0	U	1.0	0.12	ug/L			12/20/11 04:14	1
1,2-Dibromo-3-Chloropropane	2.0	U	2.0	0.67	ug/L			12/20/11 04:14	1
Ethylene Dibromide	1.0	U	1.0	0.24	ug/L			12/20/11 04:14	1
Dichlorodifluoromethane	1.0	U	1.0	0.31	ug/L			12/20/11 04:14	1
cis-1,2-Dichloroethene	1.0	U	1.0	0.17	ug/L			12/20/11 04:14	1
trans-1,2-Dichloroethene	1.0	U	1.0	0.19	ug/L			12/20/11 04:14	1
Isopropylbenzene	1.0	U	1.0	0.13	ug/L			12/20/11 04:14	1
Methyl acetate	10	U	10	0.38	ug/L			12/20/11 04:14	1
Methyl tert-butyl ether	5.0	U	5.0	0.17	ug/L			12/20/11 04:14	1
1,1,2-Trichloro-1,2,2-trifluoroethane	1.0	U	1.0	0.28	ug/L			12/20/11 04:14	1
1,2,4-Trichlorobenzene	1.0	U	1.0	0.15	ug/L			12/20/11 04:14	1
1,2-Dichlorobenzene	1.0	U	1.0	0.13	ug/L			12/20/11 04:14	1
1,3-Dichlorobenzene	1.0	U	1.0	0.14	ug/L			12/20/11 04:14	1
1,4-Dichlorobenzene	1.0	U	1.0	0.13	ug/L			12/20/11 04:14	1
Trichlorofluoromethane	1.0	U	1.0	0.21	ug/L			12/20/11 04:14	1
Chlorodibromomethane	1.0	U	1.0	0.18	ug/L			12/20/11 04:14	1
Methylcyclohexane	1.0	U	1.0	0.13	ug/L			12/20/11 04:14	1

Client: Conestoga-Rovers & Associates, Inc.
Project/Site: 17324-T07, RACER Former MTM

TestAmerica Job ID: 240-6762-1

Client Sample ID: GW-17324-120911-EM-044
Date Collected: 12/09/11 16:45
Date Received: 12/10/11 10:45

Lab Sample ID: 240-6762-10
Matrix: Water

Surrogate	%Recovery	Qualifier	Limits	Prepared	Analyzed	Dil Fac
1,2-Dichloroethane-d4 (Surr)	103		63 - 129		12/20/11 04:14	1
4-Bromofluorobenzene (Surr)	90		66 - 117		12/20/11 04:14	1
Toluene-d8 (Surr)	99		74 - 115		12/20/11 04:14	1
Dibromofluoromethane (Surr)	110		75 - 121		12/20/11 04:14	1

Client: Conestoga-Rovers & Associates, Inc.
Project/Site: 17324-T07, RACER Former MTM

TestAmerica Job ID: 240-6762-1

Client Sample ID: GW-17324-120911-EM-045
Date Collected: 12/09/11 16:20
Date Received: 12/10/11 10:45

Lab Sample ID: 240-6762-11
Matrix: Water

Method: 8260B - Volatile Organic Compounds (GC/MS)

Analyte	Result	Qualifier	RL	MDL	Unit	D	Prepared	Analyzed	Dil Fac
Acetone	560	U	560	61	ug/L			12/20/11 08:19	55.556
Benzene	56	U	56	7.2	ug/L			12/20/11 08:19	55.556
Dichlorobromomethane	56	U	56	8.3	ug/L			12/20/11 08:19	55.556
Bromoform	56	U	56	36	ug/L			12/20/11 08:19	55.556
Bromomethane	56	U	56	23	ug/L			12/20/11 08:19	55.556
2-Butanone (MEK)	560	U	560	32	ug/L			12/20/11 08:19	55.556
Carbon disulfide	56	U	56	7.2	ug/L			12/20/11 08:19	55.556
Carbon tetrachloride	56	U	56	7.2	ug/L			12/20/11 08:19	55.556
Chlorobenzene	56	U	56	8.3	ug/L			12/20/11 08:19	55.556
Chloroethane	56	U	56	16	ug/L			12/20/11 08:19	55.556
Chloroform	56	U	56	8.9	ug/L			12/20/11 08:19	55.556
Chloromethane	56	U	56	17	ug/L			12/20/11 08:19	55.556
1,1-Dichloroethane	**2000**		56	8.3	ug/L			12/20/11 08:19	55.556
1,2-Dichloroethane	56	U	56	12	ug/L			12/20/11 08:19	55.556
1,1-Dichloroethene	**86**		56	11	ug/L			12/20/11 08:19	55.556
1,2-Dichloropropane	56	U	56	10	ug/L			12/20/11 08:19	55.556
cis-1,3-Dichloropropene	56	U	56	7.8	ug/L			12/20/11 08:19	55.556
trans-1,3-Dichloropropene	56	U	56	11	ug/L			12/20/11 08:19	55.556
Ethylbenzene	56	U	56	9.4	ug/L			12/20/11 08:19	55.556
2-Hexanone	560	U	560	23	ug/L			12/20/11 08:19	55.556
Methylene Chloride	**24**	**J**	56	18	ug/L			12/20/11 08:19	55.556
4-Methyl-2-pentanone (MIBK)	560	U	560	18	ug/L			12/20/11 08:19	55.556
Styrene	56	U	56	6.1	ug/L			12/20/11 08:19	55.556
1,1,2,2-Tetrachloroethane	56	U	56	10	ug/L			12/20/11 08:19	55.556
Tetrachloroethene	56	U	56	16	ug/L			12/20/11 08:19	55.556
Toluene	56	U	56	7.2	ug/L			12/20/11 08:19	55.556
Trichloroethene	**530**		56	9.4	ug/L			12/20/11 08:19	55.556
Vinyl chloride	56	U	56	12	ug/L			12/20/11 08:19	55.556
Xylenes, Total	110	U	110	16	ug/L			12/20/11 08:19	55.556
1,1,1-Trichloroethane	**880**		56	12	ug/L			12/20/11 08:19	55.556
1,1,2-Trichloroethane	56	U	56	15	ug/L			12/20/11 08:19	55.556
Cyclohexane	56	U	56	6.7	ug/L			12/20/11 08:19	55.556
1,2-Dibromo-3-Chloropropane	110	U	110	37	ug/L			12/20/11 08:19	55.556
Ethylene Dibromide	56	U	56	13	ug/L			12/20/11 08:19	55.556
Dichlorodifluoromethane	56	U	56	17	ug/L			12/20/11 08:19	55.556
cis-1,2-Dichloroethene	**130**		56	9.4	ug/L			12/20/11 08:19	55.556
trans-1,2-Dichloroethene	56	U	56	11	ug/L			12/20/11 08:19	55.556
Isopropylbenzene	56	U	56	7.2	ug/L			12/20/11 08:19	55.556
Methyl acetate	560	U	560	21	ug/L			12/20/11 08:19	55.556
Methyl tert-butyl ether	280	U	280	9.4	ug/L			12/20/11 08:19	55.556
1,1,2-Trichloro-1,2,2-trifluoroethane	56	U	56	16	ug/L			12/20/11 08:19	55.556
1,2,4-Trichlorobenzene	56	U	56	8.3	ug/L			12/20/11 08:19	55.556
1,2-Dichlorobenzene	56	U	56	7.2	ug/L			12/20/11 08:19	55.556
1,3-Dichlorobenzene	56	U	56	7.8	ug/L			12/20/11 08:19	55.556
1,4-Dichlorobenzene	56	U	56	7.2	ug/L			12/20/11 08:19	55.556
Trichlorofluoromethane	56	U	56	12	ug/L			12/20/11 08:19	55.556
Chlorodibromomethane	56	U	56	10	ug/L			12/20/11 08:19	55.556
Methylcyclohexane	56	U	56	7.2	ug/L			12/20/11 08:19	55.556

Client: Conestoga-Rovers & Associates, Inc.
Project/Site: 17324-T07, RACER Former MTM

TestAmerica Job ID: 240-6762-1

Client Sample ID: GW-17324-120911-EM-045
Date Collected: 12/09/11 16:20
Date Received: 12/10/11 10:45

Lab Sample ID: 240-6762-11
Matrix: Water

Surrogate	%Recovery	Qualifier	Limits	Prepared	Analyzed	Dil Fac
1,2-Dichloroethane-d4 (Surr)	105		63 - 129		12/20/11 08:19	55.556
4-Bromofluorobenzene (Surr)	87		66 - 117		12/20/11 08:19	55.556
Toluene-d8 (Surr)	103		74 - 115		12/20/11 08:19	55.556
Dibromofluoromethane (Surr)	112		75 - 121		12/20/11 08:19	55.556

Client: Conestoga-Rovers & Associates, Inc.
Project/Site: 17324-T07, RACER Former MTM

TestAmerica Job ID: 240-6762-1

Client Sample ID: TB-17324-120911-EM
Date Collected: 12/09/11 00:00
Date Received: 12/10/11 10:45

Lab Sample ID: 240-6762-12
Matrix: Water

Method: 8260B - Volatile Organic Compounds (GC/MS)

Analyte	Result	Qualifier	RL	MDL	Unit	D	Prepared	Analyzed	Dil Fac
Acetone	3.1	J	10	1.1	ug/L			12/20/11 03:52	1
Benzene	1.0	U	1.0	0.13	ug/L			12/20/11 03:52	1
Dichlorobromomethane	1.0	U	1.0	0.15	ug/L			12/20/11 03:52	1
Bromoform	1.0	U	1.0	0.64	ug/L			12/20/11 03:52	1
Bromomethane	1.0	U	1.0	0.41	ug/L			12/20/11 03:52	1
2-Butanone (MEK)	10	U	10	0.57	ug/L			12/20/11 03:52	1
Carbon disulfide	1.0	U	1.0	0.13	ug/L			12/20/11 03:52	1
Carbon tetrachloride	1.0	U	1.0	0.13	ug/L			12/20/11 03:52	1
Chlorobenzene	1.0	U	1.0	0.15	ug/L			12/20/11 03:52	1
Chloroethane	1.0	U	1.0	0.29	ug/L			12/20/11 03:52	1
Chloroform	1.0	U	1.0	0.16	ug/L			12/20/11 03:52	1
Chloromethane	1.0	U	1.0	0.30	ug/L			12/20/11 03:52	1
1,1-Dichloroethane	1.0	U	1.0	0.15	ug/L			12/20/11 03:52	1
1,2-Dichloroethane	1.0	U	1.0	0.22	ug/L			12/20/11 03:52	1
1,1-Dichloroethene	1.0	U	1.0	0.19	ug/L			12/20/11 03:52	1
1,2-Dichloropropane	1.0	U	1.0	0.18	ug/L			12/20/11 03:52	1
cis-1,3-Dichloropropene	1.0	U	1.0	0.14	ug/L			12/20/11 03:52	1
trans-1,3-Dichloropropene	1.0	U	1.0	0.19	ug/L			12/20/11 03:52	1
Ethylbenzene	1.0	U	1.0	0.17	ug/L			12/20/11 03:52	1
2-Hexanone	10	U	10	0.41	ug/L			12/20/11 03:52	1
Methylene Chloride	1.0	U	1.0	0.33	ug/L			12/20/11 03:52	1
4-Methyl-2-pentanone (MIBK)	10	U	10	0.32	ug/L			12/20/11 03:52	1
Styrene	1.0	U	1.0	0.11	ug/L			12/20/11 03:52	1
1,1,2,2-Tetrachloroethane	1.0	U	1.0	0.18	ug/L			12/20/11 03:52	1
Tetrachloroethene	1.0	U	1.0	0.29	ug/L			12/20/11 03:52	1
Toluene	1.0	U	1.0	0.13	ug/L			12/20/11 03:52	1
Trichloroethene	1.0	U	1.0	0.17	ug/L			12/20/11 03:52	1
Vinyl chloride	1.0	U	1.0	0.22	ug/L			12/20/11 03:52	1
Xylenes, Total	2.0	U	2.0	0.28	ug/L			12/20/11 03:52	1
1,1,1-Trichloroethane	1.0	U	1.0	0.22	ug/L			12/20/11 03:52	1
1,1,2-Trichloroethane	1.0	U	1.0	0.27	ug/L			12/20/11 03:52	1
Cyclohexane	1.0	U	1.0	0.12	ug/L			12/20/11 03:52	1
1,2-Dibromo-3-Chloropropane	2.0	U	2.0	0.67	ug/L			12/20/11 03:52	1
Ethylene Dibromide	1.0	U	1.0	0.24	ug/L			12/20/11 03:52	1
Dichlorodifluoromethane	1.0	U	1.0	0.31	ug/L			12/20/11 03:52	1
cis-1,2-Dichloroethene	1.0	U	1.0	0.17	ug/L			12/20/11 03:52	1
trans-1,2-Dichloroethene	1.0	U	1.0	0.19	ug/L			12/20/11 03:52	1
Isopropylbenzene	1.0	U	1.0	0.13	ug/L			12/20/11 03:52	1
Methyl acetate	10	U	10	0.38	ug/L			12/20/11 03:52	1
Methyl tert-butyl ether	5.0	U	5.0	0.17	ug/L			12/20/11 03:52	1
1,1,2-Trichloro-1,2,2-trifluoroethane	1.0	U	1.0	0.28	ug/L			12/20/11 03:52	1
1,2,4-Trichlorobenzene	1.0	U	1.0	0.15	ug/L			12/20/11 03:52	1
1,2-Dichlorobenzene	1.0	U	1.0	0.13	ug/L			12/20/11 03:52	1
1,3-Dichlorobenzene	1.0	U	1.0	0.14	ug/L			12/20/11 03:52	1
1,4-Dichlorobenzene	1.0	U	1.0	0.13	ug/L			12/20/11 03:52	1
Trichlorofluoromethane	1.0	U	1.0	0.21	ug/L			12/20/11 03:52	1
Chlorodibromomethane	1.0	U	1.0	0.18	ug/L			12/20/11 03:52	1
Methylcyclohexane	1.0	U	1.0	0.13	ug/L			12/20/11 03:52	1

Client: Conestoga-Rovers & Associates, Inc.
Project/Site: 17324-T07, RACER Former MTM

TestAmerica Job ID: 240-6762-1

Client Sample ID: TB-17324-120911-EM
Date Collected: 12/09/11 00:00
Date Received: 12/10/11 10:45

Lab Sample ID: 240-6762-12
Matrix: Water

Surrogate	%Recovery	Qualifier	Limits	Prepared	Analyzed	Dil Fac
1,2-Dichloroethane-d4 (Surr)	105		63 - 129		12/20/11 03:52	1
4-Bromofluorobenzene (Surr)	93		66 - 117		12/20/11 03:52	1
Toluene-d8 (Surr)	101		74 - 115		12/20/11 03:52	1
Dibromofluoromethane (Surr)	109		75 - 121		12/20/11 03:52	1

Surrogate Summary

Client: Conestoga-Rovers & Associates, Inc.
Project/Site: 17324-T07, RACER Former MTM

TestAmerica Job ID: 240-6762-1

Method: 8260B - Volatile Organic Compounds (GC/MS)

Matrix: Water **Prep Type: Total/NA**

		Percent Surrogate Recovery (Acceptance Limits)			
		12DCE	BFB	TOL	DBFM
Lab Sample ID	Client Sample ID	(63-129)	(66-117)	(74-115)	(75-121)
240-6762-1	GW-17324-120911-EM-035	101	89	102	104
240-6762-2	GW-17324-120911-EM-036	104	88	100	107
240-6762-3	GW-17324-120911-EM-037	105	86	100	107
240-6762-4	GW-17324-120911-EM-038	105	92	99	110
240-6762-5	GW-17324-120911-EM-039	100	85	97	106
240-6762-6	GW-17324-120911-EM-040	107	94	93	116
240-6762-7	GW-17324-120911-EM-041	106	90	98	110
240-6762-8	GW-17324-120911-EM-042	104	87	100	107
240-6762-9	GW-17324-120911-EM-043	110	91	101	110
240-6762-9 MS	GW-17324-120911-EM-043	100	105	104	105
240-6762-9 MSD	GW-17324-120911-EM-043	104	100	105	105
240-6762-10	GW-17324-120911-EM-044	103	90	99	110
240-6762-11	GW-17324-120911-EM-045	105	87	103	112
240-6762-12	TB-17324-120911-EM	105	93	101	109
LCS 240-27421/4	Lab Control Sample	104	106	103	105
MB 240-27421/5	Method Blank	102	91	98	103

Surrogate Legend

12DCE = 1,2-Dichloroethane-d4 (Surr)
BFB = 4-Bromofluorobenzene (Surr)
TOL = Toluene-d8 (Surr)
DBFM = Dibromofluoromethane (Surr)

Method: 8270C - Semivolatile Organic Compounds (GC/MS)

Matrix: Water **Prep Type: Total/NA**

		Percent Surrogate Recovery (Acceptance Limits)					
		FBP	2FP	TBP	NBZ	PHL	TPH
Lab Sample ID	Client Sample ID	(28-110)	(10-110)	(22-120)	(27-111)	(10-110)	(37-119)
240-6762-6	GW-17324-120911-EM-040	66	56	62	59	63	77
LCS 240-26943/10-A	Lab Control Sample	70	71	73	64	74	82
MB 240-26943/9-A	Method Blank	60	63	50	58	64	79

Surrogate Legend

FBP = 2-Fluorobiphenyl (Surr)
2FP = 2-Fluorophenol (Surr)
TBP = 2,4,6-Tribromophenol (Surr)
NBZ = Nitrobenzene-d5 (Surr)
PHL = Phenol-d5 (Surr)
TPH = Terphenyl-d14 (Surr)

Method: 8082 - Polychlorinated Biphenyls (PCBs) by Gas Chromatography

Matrix: Water **Prep Type: Total/NA**

		Percent Surrogate Recovery (Acceptance Limits)	
		TCX2	DCB2
Lab Sample ID	Client Sample ID	(35-137)	(10-140)
240-6762-6	GW-17324-120911-EM-040	85	68
240-6762-9	GW-17324-120911-EM-043	92	88
LCS 240-26781/2-A	Lab Control Sample	92	94
MB 240-26781/1-A	Method Blank	92	89

Surrogate Summary

Client: Conestoga-Rovers & Associates, Inc.
Project/Site: 17324-T07, RACER Former MTM

TestAmerica Job ID: 240-6762-1

Surrogate Legend

TCX = Tetrachloro-m-xylene

DCB = DCB Decachlorobiphenyl

Client: Conestoga-Rovers & Associates, Inc.
Project/Site: 17324-T07, RACER Former MTM

TestAmerica Job ID: 240-6762-1

Method: 8260B - Volatile Organic Compounds (GC/MS)

Lab Sample ID: MB 240-27421/5
Matrix: Water
Analysis Batch: 27421

Client Sample ID: Method Blank
Prep Type: Total/NA

Analyte	MB Result	MB Qualifier	RL	MDL	Unit	D	Prepared	Analyzed	Dil Fac
Acetone	10	U	10	1.1	ug/L			12/19/11 23:36	1
Benzene	1.0	U	1.0	0.13	ug/L			12/19/11 23:36	1
Dichlorobromomethane	1.0	U	1.0	0.15	ug/L			12/19/11 23:36	1
Bromoform	1.0	U	1.0	0.64	ug/L			12/19/11 23:36	1
Bromomethane	1.0	U	1.0	0.41	ug/L			12/19/11 23:36	1
2-Butanone (MEK)	10	U	10	0.57	ug/L			12/19/11 23:36	1
Carbon disulfide	1.0	U	1.0	0.13	ug/L			12/19/11 23:36	1
Carbon tetrachloride	1.0	U	1.0	0.13	ug/L			12/19/11 23:36	1
Chlorobenzene	1.0	U	1.0	0.15	ug/L			12/19/11 23:36	1
Chloroethane	1.0	U	1.0	0.29	ug/L			12/19/11 23:36	1
Chloroform	1.0	U	1.0	0.16	ug/L			12/19/11 23:36	1
Chloromethane	1.0	U	1.0	0.30	ug/L			12/19/11 23:36	1
1,1-Dichloroethane	1.0	U	1.0	0.15	ug/L			12/19/11 23:36	1
1,2-Dichloroethane	1.0	U	1.0	0.22	ug/L			12/19/11 23:36	1
1,1-Dichloroethene	1.0	U	1.0	0.19	ug/L			12/19/11 23:36	1
1,2-Dichloropropane	1.0	U	1.0	0.18	ug/L			12/19/11 23:36	1
cis-1,3-Dichloropropene	1.0	U	1.0	0.14	ug/L			12/19/11 23:36	1
trans-1,3-Dichloropropene	1.0	U	1.0	0.19	ug/L			12/19/11 23:36	1
Ethylbenzene	1.0	U	1.0	0.17	ug/L			12/19/11 23:36	1
2-Hexanone	10	U	10	0.41	ug/L			12/19/11 23:36	1
Methylene Chloride	1.0	U	1.0	0.33	ug/L			12/19/11 23:36	1
4-Methyl-2-pentanone (MIBK)	10	U	10	0.32	ug/L			12/19/11 23:36	1
Styrene	1.0	U	1.0	0.11	ug/L			12/19/11 23:36	1
1,1,2,2-Tetrachloroethane	1.0	U	1.0	0.18	ug/L			12/19/11 23:36	1
Tetrachloroethene	1.0	U	1.0	0.29	ug/L			12/19/11 23:36	1
Toluene	1.0	U	1.0	0.13	ug/L			12/19/11 23:36	1
Trichloroethene	1.0	U	1.0	0.17	ug/L			12/19/11 23:36	1
Vinyl chloride	1.0	U	1.0	0.22	ug/L			12/19/11 23:36	1
Xylenes, Total	2.0	U	2.0	0.28	ug/L			12/19/11 23:36	1
1,1,1-Trichloroethane	1.0	U	1.0	0.22	ug/L			12/19/11 23:36	1
1,1,2-Trichloroethane	1.0	U	1.0	0.27	ug/L			12/19/11 23:36	1
Cyclohexane	1.0	U	1.0	0.12	ug/L			12/19/11 23:36	1
1,2-Dibromo-3-Chloropropane	2.0	U	2.0	0.67	ug/L			12/19/11 23:36	1
Ethylene Dibromide	1.0	U	1.0	0.24	ug/L			12/19/11 23:36	1
Dichlorodifluoromethane	1.0	U	1.0	0.31	ug/L			12/19/11 23:36	1
cis-1,2-Dichloroethene	1.0	U	1.0	0.17	ug/L			12/19/11 23:36	1
trans-1,2-Dichloroethene	1.0	U	1.0	0.19	ug/L			12/19/11 23:36	1
Isopropylbenzene	1.0	U	1.0	0.13	ug/L			12/19/11 23:36	1
Methyl acetate	10	U	10	0.38	ug/L			12/19/11 23:36	1
Methyl tert-butyl ether	5.0	U	5.0	0.17	ug/L			12/19/11 23:36	1
1,1,2-Trichloro-1,2,2-trifluoroethane	1.0	U	1.0	0.28	ug/L			12/19/11 23:36	1
1,2,4-Trichlorobenzene	1.0	U	1.0	0.15	ug/L			12/19/11 23:36	1
1,2-Dichlorobenzene	1.0	U	1.0	0.13	ug/L			12/19/11 23:36	1
1,3-Dichlorobenzene	1.0	U	1.0	0.14	ug/L			12/19/11 23:36	1
1,4-Dichlorobenzene	1.0	U	1.0	0.13	ug/L			12/19/11 23:36	1
Trichlorofluoromethane	1.0	U	1.0	0.21	ug/L			12/19/11 23:36	1
Chlorodibromomethane	1.0	U	1.0	0.18	ug/L			12/19/11 23:36	1
Methylcyclohexane	1.0	U	1.0	0.13	ug/L			12/19/11 23:36	1

Method: 8260B - Volatile Organic Compounds (GC/MS) (Continued)

Lab Sample ID: MB 240-27421/5
Matrix: Water
Analysis Batch: 27421

Client Sample ID: Method Blank
Prep Type: Total/NA

Surrogate	MB %Recovery	MB Qualifier	Limits	Prepared	Analyzed	Dil Fac
1,2-Dichloroethane-d4 (Surr)	102		63 - 129		12/19/11 23:36	1
4-Bromofluorobenzene (Surr)	91		66 - 117		12/19/11 23:36	1
Toluene-d8 (Surr)	98		74 - 115		12/19/11 23:36	1
Dibromofluoromethane (Surr)	103		75 - 121		12/19/11 23:36	1

Lab Sample ID: LCS 240-27421/4
Matrix: Water
Analysis Batch: 27421

Client Sample ID: Lab Control Sample
Prep Type: Total/NA

Analyte	Spike Added	LCS Result	LCS Qualifier	Unit	D	%Rec	%Rec. Limits
Acetone	20.0	18.4		ug/L		92	43 - 136
Benzene	10.0	9.61		ug/L		96	83 - 112
Dichlorobromomethane	10.0	9.40		ug/L		94	72 - 121
Bromoform	10.0	8.07		ug/L		81	40 - 131
Bromomethane	10.0	10.2		ug/L		102	11 - 185
2-Butanone (MEK)	20.0	17.9		ug/L		90	60 - 126
Carbon disulfide	10.0	9.76		ug/L		98	62 - 142
Carbon tetrachloride	10.0	10.1		ug/L		101	66 - 128
Chlorobenzene	10.0	9.17		ug/L		92	85 - 110
Chloroethane	10.0	9.10		ug/L		91	25 - 153
Chloroform	10.0	9.70		ug/L		97	79 - 117
Chloromethane	10.0	7.72		ug/L		77	44 - 126
1,1-Dichloroethane	10.0	9.61		ug/L		96	82 - 115
1,2-Dichloroethane	10.0	9.90		ug/L		99	71 - 127
1,1-Dichloroethene	10.0	10.2		ug/L		102	78 - 131
1,2-Dichloropropane	10.0	9.51		ug/L		95	81 - 115
cis-1,3-Dichloropropene	10.0	8.15		ug/L		82	61 - 115
trans-1,3-Dichloropropene	10.0	8.04		ug/L		80	58 - 117
Ethylbenzene	10.0	9.14		ug/L		91	83 - 112
2-Hexanone	20.0	17.5		ug/L		88	55 - 133
Methylene Chloride	10.0	10.0		ug/L		100	66 - 131
4-Methyl-2-pentanone (MIBK)	20.0	19.4		ug/L		97	63 - 128
Styrene	10.0	9.40		ug/L		94	79 - 114
1,1,2,2-Tetrachloroethane	10.0	8.62		ug/L		86	68 - 118
Tetrachloroethene	10.0	9.43		ug/L		94	79 - 114
Toluene	10.0	9.28		ug/L		93	84 - 111
Trichloroethene	10.0	9.76		ug/L		98	76 - 117
Vinyl chloride	10.0	7.90		ug/L		79	53 - 127
Xylenes, Total	30.0	27.7		ug/L		92	83 - 112
1,1,1-Trichloroethane	10.0	9.73		ug/L		97	74 - 118
1,1,2-Trichloroethane	10.0	9.45		ug/L		95	80 - 112
Cyclohexane	10.0	9.31		ug/L		93	54 - 121
1,2-Dibromo-3-Chloropropane	10.0	9.27		ug/L		93	42 - 136
Ethylene Dibromide	10.0	9.42		ug/L		94	79 - 113
Dichlorodifluoromethane	10.0	7.08		ug/L		71	19 - 129
cis-1,2-Dichloroethene	10.0	9.57		ug/L		96	80 - 113
trans-1,2-Dichloroethene	10.0	9.91		ug/L		99	83 - 117
Isopropylbenzene	10.0	9.06		ug/L		91	75 - 114
Methyl acetate	10.0	9.54	J	ug/L		95	58 - 131

Method: 8260B - Volatile Organic Compounds (GC/MS) (Continued)

Lab Sample ID: LCS 240-27421/4
Matrix: Water
Analysis Batch: 27421

Client Sample ID: Lab Control Sample
Prep Type: Total/NA

Analyte	Spike Added	LCS Result	LCS Qualifier	Unit	D	%Rec	%Rec. Limits
Methyl tert-butyl ether	10.0	9.26		ug/L		93	52 - 144
1,1,2-Trichloro-1,2,2-trifluoroethane	10.0	12.5		ug/L		125	74 - 151
1,2,4-Trichlorobenzene	10.0	9.42		ug/L		94	48 - 135
1,2-Dichlorobenzene	10.0	9.04		ug/L		90	81 - 110
1,3-Dichlorobenzene	10.0	8.68		ug/L		87	80 - 110
1,4-Dichlorobenzene	10.0	8.59		ug/L		86	82 - 110
Trichlorofluoromethane	10.0	13.3		ug/L		133	49 - 157
Chlorodibromomethane	10.0	9.37		ug/L		94	64 - 119
Methylcyclohexane	10.0	9.73		ug/L		97	56 - 127
m-Xylene & p-Xylene	20.0	18.4		ug/L		92	83 - 113
o-Xylene	10.0	9.30		ug/L		93	83 - 113

Surrogate	*LCS %Recovery*	*LCS Qualifier*	*Limits*
1,2-Dichloroethane-d4 (Surr)	*104*		*63 - 129*
4-Bromofluorobenzene (Surr)	*106*		*66 - 117*
Toluene-d8 (Surr)	*103*		*74 - 115*
Dibromofluoromethane (Surr)	*105*		*75 - 121*

Lab Sample ID: 240-6762-9 MS
Matrix: Water
Analysis Batch: 27421

Client Sample ID: GW-17324-120911-EM-043
Prep Type: Total/NA

Analyte	Sample Result	Sample Qualifier	Spike Added	MS Result	MS Qualifier	Unit	D	%Rec	%Rec. Limits
Acetone	10	U	20.0	17.4		ug/L		87	33 - 145
Benzene	1.0	U	10.0	10.0		ug/L		100	72 - 121
Dichlorobromomethane	1.0	U	10.0	9.93		ug/L		99	67 - 120
Bromoform	1.0	U	10.0	8.51		ug/L		85	32 - 128
Bromomethane	1.0	U	10.0	9.09		ug/L		91	10 - 186
2-Butanone (MEK)	10	U	20.0	18.0		ug/L		90	54 - 129
Carbon disulfide	1.0	U	10.0	9.13		ug/L		91	57 - 147
Carbon tetrachloride	1.0	U	10.0	9.62		ug/L		96	59 - 129
Chlorobenzene	1.0	U	10.0	9.70		ug/L		97	80 - 110
Chloroethane	1.0	U	10.0	8.80		ug/L		88	21 - 165
Chloroform	1.0	U	10.0	10.4		ug/L		104	76 - 118
Chloromethane	1.0	U	10.0	6.96		ug/L		70	33 - 132
1,1-Dichloroethane	1.0	U	10.0	9.80		ug/L		98	79 - 116
1,2-Dichloroethane	1.0	U	10.0	10.7		ug/L		107	68 - 129
1,1-Dichloroethene	1.0	U	10.0	10.1		ug/L		101	74 - 135
1,2-Dichloropropane	1.0	U	10.0	9.89		ug/L		99	78 - 115
cis-1,3-Dichloropropene	1.0	U	10.0	7.86		ug/L		79	51 - 110
trans-1,3-Dichloropropene	1.0	U	10.0	8.46		ug/L		85	46 - 116
Ethylbenzene	1.0	U	10.0	9.41		ug/L		94	75 - 116
2-Hexanone	10	U	20.0	18.0		ug/L		90	47 - 139
Methylene Chloride	1.0	U	10.0	9.98		ug/L		100	63 - 128
4-Methyl-2-pentanone (MIBK)	10	U	20.0	18.9		ug/L		95	56 - 131
Styrene	1.0	U	10.0	9.91		ug/L		99	71 - 117
1,1,2,2-Tetrachloroethane	1.0	U	10.0	8.78		ug/L		88	63 - 122
Tetrachloroethene	1.0	U	10.0	9.16		ug/L		92	70 - 117
Toluene	1.0	U	10.0	9.70		ug/L		97	78 - 114

Method: 8260B - Volatile Organic Compounds (GC/MS) (Continued)

Lab Sample ID: 240-6762-9 MS
Matrix: Water
Analysis Batch: 27421

Client Sample ID: GW-17324-120911-EM-043
Prep Type: Total/NA

Analyte	Sample Result	Sample Qualifier	Spike Added	MS Result	MS Qualifier	Unit	D	%Rec	%Rec. Limits
Trichloroethene	6.0		10.0	15.2		ug/L		93	66 - 120
Vinyl chloride	1.0	U	10.0	7.13		ug/L		71	49 - 130
Xylenes, Total	2.0	U	30.0	28.7		ug/L		96	76 - 116
1,1,1-Trichloroethane	1.0	U	10.0	9.43		ug/L		94	68 - 121
1,1,2-Trichloroethane	1.0	U	10.0	10.1		ug/L		101	75 - 115
Cyclohexane	1.0	U	10.0	7.29		ug/L		73	49 - 123
1,2-Dibromo-3-Chloropropane	2.0	U	10.0	9.91		ug/L		99	32 - 139
Ethylene Dibromide	1.0	U	10.0	9.72		ug/L		97	74 - 113
Dichlorodifluoromethane	1.0	U	10.0	3.49		ug/L		35	17 - 128
cis-1,2-Dichloroethene	1.0	U	10.0	9.92		ug/L		99	70 - 120
trans-1,2-Dichloroethene	1.0	U	10.0	10.1		ug/L		101	80 - 119
Isopropylbenzene	1.0	U	10.0	8.88		ug/L		89	68 - 116
Methyl acetate	10	U	10.0	7.94	J	ug/L		79	47 - 130
Methyl tert-butyl ether	5.0	U	10.0	9.47		ug/L		95	46 - 144
1,1,2-Trichloro-1,2,2-trifluoroethane	1.0	U	10.0	9.35		ug/L		94	70 - 152
1,2,4-Trichlorobenzene	1.0	U	10.0	9.67		ug/L		97	38 - 138
1,2-Dichlorobenzene	1.0	U	10.0	9.42		ug/L		94	75 - 111
1,3-Dichlorobenzene	1.0	U	10.0	9.01		ug/L		90	73 - 110
1,4-Dichlorobenzene	1.0	U	10.0	8.85		ug/L		89	75 - 110
Trichlorofluoromethane	1.0	U	10.0	10.7		ug/L		107	46 - 157
Chlorodibromomethane	1.0	U	10.0	9.68		ug/L		97	56 - 118
Methylcyclohexane	1.0	U	10.0	7.55		ug/L		76	49 - 127
m-Xylene & p-Xylene	2.0		20.0	18.9		ug/L		95	75 - 117
o-Xylene	1.0		10.0	9.76		ug/L		98	76 - 116

Surrogate	*MS %Recovery*	*MS Qualifier*	*Limits*
1,2-Dichloroethane-d4 (Surr)	*100*		*63 - 129*
4-Bromofluorobenzene (Surr)	*105*		*66 - 117*
Toluene-d8 (Surr)	*104*		*74 - 115*
Dibromofluoromethane (Surr)	*105*		*75 - 121*

Lab Sample ID: 240-6762-9 MSD
Matrix: Water
Analysis Batch: 27421

Client Sample ID: GW-17324-120911-EM-043
Prep Type: Total/NA

Analyte	Sample Result	Sample Qualifier	Spike Added	MSD Result	MSD Qualifier	Unit	D	%Rec	%Rec. Limits	RPD	RPD Limit
Acetone	10	U	20.0	18.6		ug/L		93	33 - 145	7	30
Benzene	1.0	U	10.0	9.51		ug/L		95	72 - 121	5	30
Dichlorobromomethane	1.0	U	10.0	9.63		ug/L		96	67 - 120	3	30
Bromoform	1.0	U	10.0	8.24		ug/L		82	32 - 128	3	30
Bromomethane	1.0	U	10.0	8.70		ug/L		87	10 - 186	4	30
2-Butanone (MEK)	10	U	20.0	17.8		ug/L		89	54 - 129	1	30
Carbon disulfide	1.0	U	10.0	8.68		ug/L		87	57 - 147	5	30
Carbon tetrachloride	1.0	U	10.0	9.26		ug/L		93	59 - 129	4	30
Chlorobenzene	1.0	U	10.0	8.99		ug/L		90	80 - 110	8	30
Chloroethane	1.0	U	10.0	7.83		ug/L		78	21 - 165	12	30
Chloroform	1.0	U	10.0	9.98		ug/L		100	76 - 118	4	30
Chloromethane	1.0	U	10.0	7.08		ug/L		71	33 - 132	2	30
1,1-Dichloroethane	1.0	U	10.0	9.63		ug/L		96	79 - 116	2	30

Method: 8260B - Volatile Organic Compounds (GC/MS) (Continued)

Lab Sample ID: 240-6762-9 MSD
Matrix: Water
Analysis Batch: 27421

Client Sample ID: GW-17324-120911-EM-043
Prep Type: Total/NA

Analyte	Sample Result	Sample Qualifier	Spike Added	MSD Result	MSD Qualifier	Unit	D	%Rec	%Rec. Limits	RPD	RPD Limit
1,2-Dichloroethane	1.0	U	10.0	10.2		ug/L		102	68 - 129	5	30
1,1-Dichloroethene	1.0	U	10.0	9.31		ug/L		93	74 - 135	8	30
1,2-Dichloropropane	1.0	U	10.0	9.54		ug/L		95	78 - 115	4	30
cis-1,3-Dichloropropene	1.0	U	10.0	8.00		ug/L		80	51 - 110	2	30
trans-1,3-Dichloropropene	1.0	U	10.0	8.45		ug/L		85	46 - 116	0	30
Ethylbenzene	1.0	U	10.0	8.64		ug/L		86	75 - 116	9	30
2-Hexanone	10	U	20.0	19.2		ug/L		96	47 - 139	6	30
Methylene Chloride	1.0	U	10.0	9.60		ug/L		96	63 - 128	4	30
4-Methyl-2-pentanone (MIBK)	10	U	20.0	19.9		ug/L		100	56 - 131	5	30
Styrene	1.0	U	10.0	9.05		ug/L		91	71 - 117	9	30
1,1,2,2-Tetrachloroethane	1.0	U	10.0	9.49		ug/L		95	63 - 122	8	30
Tetrachloroethene	1.0	U	10.0	8.36		ug/L		84	70 - 117	9	30
Toluene	1.0	U	10.0	9.08		ug/L		91	78 - 114	7	30
Trichloroethene	6.0		10.0	14.6		ug/L		87	66 - 120	4	30
Vinyl chloride	1.0	U	10.0	6.65		ug/L		67	49 - 130	7	30
Xylenes, Total	2.0	U	30.0	26.2		ug/L		87	76 - 116	9	30
1,1,1-Trichloroethane	1.0	U	10.0	9.20		ug/L		92	68 - 121	2	30
1,1,2-Trichloroethane	1.0	U	10.0	9.63		ug/L		96	75 - 115	5	30
Cyclohexane	1.0	U	10.0	7.08		ug/L		71	49 - 123	3	30
1,2-Dibromo-3-Chloropropane	2.0	U	10.0	9.41		ug/L		94	32 - 139	5	30
Ethylene Dibromide	1.0	U	10.0	9.32		ug/L		93	74 - 113	4	30
Dichlorodifluoromethane	1.0	U	10.0	3.49		ug/L		35	17 - 128	0	30
cis-1,2-Dichloroethene	1.0	U	10.0	9.65		ug/L		97	70 - 120	3	30
trans-1,2-Dichloroethene	1.0	U	10.0	9.65		ug/L		97	80 - 119	5	30
Isopropylbenzene	1.0	U	10.0	7.89		ug/L		79	68 - 116	12	30
Methyl acetate	10	U	10.0	8.04	J	ug/L		80	47 - 130	1	30
Methyl tert-butyl ether	5.0	U	10.0	9.48		ug/L		95	46 - 144	0	30
1,1,2-Trichloro-1,2,2-trifluoroethane	1.0	U	10.0	8.91		ug/L		89	70 - 152	5	30
1,2,4-Trichlorobenzene	1.0	U	10.0	8.35		ug/L		84	38 - 138	15	30
1,2-Dichlorobenzene	1.0	U	10.0	8.66		ug/L		87	75 - 111	8	30
1,3-Dichlorobenzene	1.0	U	10.0	8.45		ug/L		85	73 - 110	6	30
1,4-Dichlorobenzene	1.0	U	10.0	8.46		ug/L		85	75 - 110	5	30
Trichlorofluoromethane	1.0	U	10.0	9.95		ug/L		100	46 - 157	7	30
Chlorodibromomethane	1.0	U	10.0	9.33		ug/L		93	56 - 118	4	30
Methylcyclohexane	1.0	U	10.0	7.30		ug/L		73	49 - 127	3	30
m-Xylene & p-Xylene	2.0		20.0	17.4		ug/L		87	75 - 117	8	30
o-Xylene	1.0		10.0	8.79		ug/L		88	76 - 116	10	30

Surrogate	*MSD %Recovery*	*MSD Qualifier*	*Limits*
1,2-Dichloroethane-d4 (Surr)	*104*		*63 - 129*
4-Bromofluorobenzene (Surr)	*100*		*66 - 117*
Toluene-d8 (Surr)	*105*		*74 - 115*
Dibromofluoromethane (Surr)	*105*		*75 - 121*

Client: Conestoga-Rovers & Associates, Inc.
Project/Site: 17324-T07, RACER Former MTM

TestAmerica Job ID: 240-6762-1

Method: 8270C - Semivolatile Organic Compounds (GC/MS)

Lab Sample ID: MB 240-26943/9-A
Matrix: Water
Analysis Batch: 27330

Client Sample ID: Method Blank
Prep Type: Total/NA
Prep Batch: 26943

Analyte	MB Result	MB Qualifier	RL	MDL	Unit	D	Prepared	Analyzed	Dil Fac
1,1'-Biphenyl	1.0	U	1.0	0.80	ug/L		12/15/11 07:49	12/19/11 10:46	1
2,2'-oxybis[1-chloropropane]	1.0	U	1.0	0.40	ug/L		12/15/11 07:49	12/19/11 10:46	1
2,4,5-Trichlorophenol	5.0	U	5.0	0.30	ug/L		12/15/11 07:49	12/19/11 10:46	1
2,4,6-Trichlorophenol	5.0	U	5.0	0.80	ug/L		12/15/11 07:49	12/19/11 10:46	1
2,4-Dichlorophenol	2.0	U	2.0	0.80	ug/L		12/15/11 07:49	12/19/11 10:46	1
2,4-Dimethylphenol	2.0	U	2.0	0.80	ug/L		12/15/11 07:49	12/19/11 10:46	1
2,4-Dinitrophenol	5.0	U	5.0	2.4	ug/L		12/15/11 07:49	12/19/11 10:46	1
2,4-Dinitrotoluene	5.0	U	5.0	0.27	ug/L		12/15/11 07:49	12/19/11 10:46	1
2,6-Dinitrotoluene	5.0	U	5.0	0.80	ug/L		12/15/11 07:49	12/19/11 10:46	1
2-Chloronaphthalene	1.0	U	1.0	0.10	ug/L		12/15/11 07:49	12/19/11 10:46	1
2-Chlorophenol	1.0	U	1.0	0.29	ug/L		12/15/11 07:49	12/19/11 10:46	1
2-Methylnaphthalene	0.20	U	0.20	0.10	ug/L		12/15/11 07:49	12/19/11 10:46	1
2-Methylphenol	1.0	U	1.0	0.80	ug/L		12/15/11 07:49	12/19/11 10:46	1
2-Nitroaniline	2.0	U	2.0	0.80	ug/L		12/15/11 07:49	12/19/11 10:46	1
2-Nitrophenol	2.0	U	2.0	0.28	ug/L		12/15/11 07:49	12/19/11 10:46	1
3,3'-Dichlorobenzidine	5.0	U	5.0	0.37	ug/L		12/15/11 07:49	12/19/11 10:46	1
3-Nitroaniline	2.0	U	2.0	0.28	ug/L		12/15/11 07:49	12/19/11 10:46	1
4,6-Dinitro-2-methylphenol	5.0	U	5.0	2.4	ug/L		12/15/11 07:49	12/19/11 10:46	1
4-Bromophenyl phenyl ether	2.0	U	2.0	0.80	ug/L		12/15/11 07:49	12/19/11 10:46	1
4-Chloro-3-methylphenol	2.0	U	2.0	0.80	ug/L		12/15/11 07:49	12/19/11 10:46	1
4-Chloroaniline	2.0	U	2.0	0.80	ug/L		12/15/11 07:49	12/19/11 10:46	1
4-Chlorophenyl phenyl ether	2.0	U	2.0	0.30	ug/L		12/15/11 07:49	12/19/11 10:46	1
4-Nitroaniline	2.0	U	2.0	0.80	ug/L		12/15/11 07:49	12/19/11 10:46	1
4-Nitrophenol	5.0	U	5.0	2.4	ug/L		12/15/11 07:49	12/19/11 10:46	1
Acenaphthene	0.20	U	0.20	0.10	ug/L		12/15/11 07:49	12/19/11 10:46	1
Acenaphthylene	0.20	U	0.20	0.10	ug/L		12/15/11 07:49	12/19/11 10:46	1
Acetophenone	1.0	U	1.0	0.34	ug/L		12/15/11 07:49	12/19/11 10:46	1
Anthracene	0.20	U	0.20	0.10	ug/L		12/15/11 07:49	12/19/11 10:46	1
Atrazine	1.0	U	1.0	0.34	ug/L		12/15/11 07:49	12/19/11 10:46	1
Benzaldehyde	1.0	U	1.0	0.39	ug/L		12/15/11 07:49	12/19/11 10:46	1
Benzo[a]anthracene	0.20	U	0.20	0.10	ug/L		12/15/11 07:49	12/19/11 10:46	1
Benzo[a]pyrene	0.20	U	0.20	0.10	ug/L		12/15/11 07:49	12/19/11 10:46	1
Benzo[b]fluoranthene	0.20	U	0.20	0.10	ug/L		12/15/11 07:49	12/19/11 10:46	1
Benzo[g,h,i]perylene	0.20	U	0.20	0.10	ug/L		12/15/11 07:49	12/19/11 10:46	1
Benzo[k]fluoranthene	0.20	U	0.20	0.10	ug/L		12/15/11 07:49	12/19/11 10:46	1
Bis(2-chloroethoxy)methane	1.0	U	1.0	0.32	ug/L		12/15/11 07:49	12/19/11 10:46	1
Bis(2-chloroethyl)ether	1.0	U	1.0	0.10	ug/L		12/15/11 07:49	12/19/11 10:46	1
Bis(2-ethylhexyl) phthalate	0.992	J	2.0	0.80	ug/L		12/15/11 07:49	12/19/11 10:46	1
Butyl benzyl phthalate	1.0	U	1.0	0.80	ug/L		12/15/11 07:49	12/19/11 10:46	1
Caprolactam	5.0	U	5.0	0.80	ug/L		12/15/11 07:49	12/19/11 10:46	1
Carbazole	1.0	U	1.0	0.28	ug/L		12/15/11 07:49	12/19/11 10:46	1
Chrysene	0.20	U	0.20	0.10	ug/L		12/15/11 07:49	12/19/11 10:46	1
Dibenz(a,h)anthracene	0.20	U	0.20	0.10	ug/L		12/15/11 07:49	12/19/11 10:46	1
Dibenzofuran	1.0	U	1.0	0.10	ug/L		12/15/11 07:49	12/19/11 10:46	1
Diethyl phthalate	1.0	U	1.0	0.60	ug/L		12/15/11 07:49	12/19/11 10:46	1
Dimethyl phthalate	1.0	U	1.0	0.29	ug/L		12/15/11 07:49	12/19/11 10:46	1
Di-n-butyl phthalate	1.0	U	1.0	0.67	ug/L		12/15/11 07:49	12/19/11 10:46	1
Di-n-octyl phthalate	1.0	U	1.0	0.80	ug/L		12/15/11 07:49	12/19/11 10:46	1
Fluoranthene	0.20	U	0.20	0.10	ug/L		12/15/11 07:49	12/19/11 10:46	1

Method: 8270C - Semivolatile Organic Compounds (GC/MS) (Continued)

Lab Sample ID: MB 240-26943/9-A
Matrix: Water
Analysis Batch: 27330

Client Sample ID: Method Blank
Prep Type: Total/NA
Prep Batch: 26943

Analyte	MB Result	MB Qualifier	RL	MDL	Unit	D	Prepared	Analyzed	Dil Fac
Fluorene	0.20	U	0.20	0.10	ug/L		12/15/11 07:49	12/19/11 10:46	1
Hexachlorobenzene	0.20	U	0.20	0.10	ug/L		12/15/11 07:49	12/19/11 10:46	1
Hexachlorobutadiene	1.0	U	1.0	0.27	ug/L		12/15/11 07:49	12/19/11 10:46	1
Hexachlorocyclopentadiene	10	U	10	0.80	ug/L		12/15/11 07:49	12/19/11 10:46	1
Hexachloroethane	1.0	U	1.0	0.80	ug/L		12/15/11 07:49	12/19/11 10:46	1
Indeno[1,2,3-cd]pyrene	0.20	U	0.20	0.10	ug/L		12/15/11 07:49	12/19/11 10:46	1
Isophorone	1.0	U	1.0	0.27	ug/L		12/15/11 07:49	12/19/11 10:46	1
Naphthalene	0.20	U	0.20	0.10	ug/L		12/15/11 07:49	12/19/11 10:46	1
Nitrobenzene	1.0	U	1.0	0.040	ug/L		12/15/11 07:49	12/19/11 10:46	1
N-Nitrosodi-n-propylamine	1.0	U	1.0	0.80	ug/L		12/15/11 07:49	12/19/11 10:46	1
N-Nitrosodiphenylamine	1.0	U	1.0	0.31	ug/L		12/15/11 07:49	12/19/11 10:46	1
Pentachlorophenol	5.0	U	5.0	2.4	ug/L		12/15/11 07:49	12/19/11 10:46	1
Phenol	1.0	U	1.0	0.60	ug/L		12/15/11 07:49	12/19/11 10:46	1
Phenanthrene	0.20	U	0.20	0.10	ug/L		12/15/11 07:49	12/19/11 10:46	1
Pyrene	0.20	U	0.20	0.10	ug/L		12/15/11 07:49	12/19/11 10:46	1
3 & 4 Methylphenol	2.0	U	2.0	0.75	ug/L		12/15/11 07:49	12/19/11 10:46	1

Surrogate	*MB %Recovery*	*MB Qualifier*	*Limits*	*Prepared*	*Analyzed*	*Dil Fac*
2-Fluorobiphenyl (Surr)	*60*		*28 - 110*	*12/15/11 07:49*	*12/19/11 10:46*	*1*
2-Fluorophenol (Surr)	*63*		*10 - 110*	*12/15/11 07:49*	*12/19/11 10:46*	*1*
2,4,6-Tribromophenol (Surr)	*50*		*22 - 120*	*12/15/11 07:49*	*12/19/11 10:46*	*1*
Nitrobenzene-d5 (Surr)	*58*		*27 - 111*	*12/15/11 07:49*	*12/19/11 10:46*	*1*
Phenol-d5 (Surr)	*64*		*10 - 110*	*12/15/11 07:49*	*12/19/11 10:46*	*1*
Terphenyl-d14 (Surr)	*79*		*37 - 119*	*12/15/11 07:49*	*12/19/11 10:46*	*1*

Lab Sample ID: LCS 240-26943/10-A
Matrix: Water
Analysis Batch: 27330

Client Sample ID: Lab Control Sample
Prep Type: Total/NA
Prep Batch: 26943

Analyte	Spike Added	LCS Result	LCS Qualifier	Unit	D	%Rec	%Rec. Limits
1,1'-Biphenyl	20.0	13.8		ug/L		69	50 - 130
2,2'-oxybis[1-chloropropane]	20.0	11.9		ug/L		60	25 - 128
2,4,5-Trichlorophenol	20.0	15.2		ug/L		76	39 - 110
2,4,6-Trichlorophenol	20.0	15.1		ug/L		75	35 - 110
2,4-Dichlorophenol	20.0	16.0		ug/L		80	33 - 110
2,4-Dimethylphenol	20.0	11.9		ug/L		60	12 - 110
2,4-Dinitrophenol	20.0	5.20		ug/L		26	17 - 112
2,4-Dinitrotoluene	20.0	15.6		ug/L		78	52 - 123
2,6-Dinitrotoluene	20.0	16.2		ug/L		81	52 - 119
2-Chloronaphthalene	20.0	13.9		ug/L		70	39 - 110
2-Chlorophenol	20.0	15.3		ug/L		77	27 - 110
2-Methylnaphthalene	20.0	14.5		ug/L		72	35 - 110
2-Methylphenol	20.0	15.8		ug/L		79	30 - 110
2-Nitroaniline	20.0	11.0		ug/L		55	43 - 130
2-Nitrophenol	20.0	15.3		ug/L		76	29 - 110
3,3'-Dichlorobenzidine	20.0	8.08		ug/L		40	19 - 110
3-Nitroaniline	20.0	14.0		ug/L		70	45 - 116
4,6-Dinitro-2-methylphenol	20.0	8.00		ug/L		40	28 - 112
4-Bromophenyl phenyl ether	20.0	14.5		ug/L		73	51 - 114

Method: 8270C - Semivolatile Organic Compounds (GC/MS) (Continued)

Lab Sample ID: LCS 240-26943/10-A
Matrix: Water
Analysis Batch: 27330

Client Sample ID: Lab Control Sample
Prep Type: Total/NA
Prep Batch: 26943

Analyte	Spike Added	LCS Result	LCS Qualifier	Unit	D	%Rec	%Rec. Limits
4-Chloro-3-methylphenol	20.0	14.1		ug/L		71	39 - 110
4-Chloroaniline	20.0	12.8		ug/L		64	10 - 110
4-Chlorophenyl phenyl ether	20.0	14.8		ug/L		74	50 - 115
4-Nitroaniline	20.0	14.4		ug/L		72	45 - 120
4-Nitrophenol	20.0	11.0		ug/L		55	12 - 130
Acenaphthene	20.0	13.6		ug/L		68	40 - 110
Acenaphthylene	20.0	14.2		ug/L		71	43 - 110
Acetophenone	20.0	15.0		ug/L		75	50 - 130
Anthracene	20.0	14.5		ug/L		72	54 - 114
Atrazine	20.0	17.8		ug/L		89	50 - 130
Benzaldehyde	20.0	13.1		ug/L		66	10 - 130
Benzo[a]anthracene	20.0	14.3		ug/L		71	55 - 115
Benzo[a]pyrene	20.0	12.7		ug/L		64	43 - 116
Benzo[b]fluoranthene	20.0	14.1		ug/L		70	43 - 122
Benzo[g,h,i]perylene	20.0	14.7		ug/L		74	45 - 120
Benzo[k]fluoranthene	20.0	14.3		ug/L		71	43 - 124
Bis(2-chloroethoxy)methane	20.0	13.7		ug/L		68	39 - 110
Bis(2-chloroethyl)ether	20.0	14.4		ug/L		72	34 - 113
Bis(2-ethylhexyl) phthalate	20.0	13.8		ug/L		69	36 - 163
Butyl benzyl phthalate	20.0	14.2		ug/L		71	53 - 126
Caprolactam	20.0	14.3		ug/L		71	50 - 130
Carbazole	20.0	14.4		ug/L		72	53 - 120
Chrysene	20.0	15.1		ug/L		76	55 - 115
Dibenz(a,h)anthracene	20.0	13.9		ug/L		70	46 - 122
Dibenzofuran	20.0	14.3		ug/L		72	46 - 111
Diethyl phthalate	20.0	14.8		ug/L		74	33 - 134
Dimethyl phthalate	20.0	15.0		ug/L		75	15 - 143
Di-n-butyl phthalate	20.0	15.7		ug/L		79	55 - 122
Di-n-octyl phthalate	20.0	11.7		ug/L		59	44 - 128
Fluoranthene	20.0	15.4		ug/L		77	54 - 122
Fluorene	20.0	14.5		ug/L		72	47 - 112
Hexachlorobenzene	20.0	14.3		ug/L		72	51 - 112
Hexachlorobutadiene	20.0	14.2		ug/L		71	13 - 110
Hexachlorocyclopentadiene	20.0	7.30	J	ug/L		37	10 - 110
Hexachloroethane	20.0	12.6		ug/L		63	12 - 110
Indeno[1,2,3-cd]pyrene	20.0	14.1		ug/L		71	46 - 121
Isophorone	20.0	12.8		ug/L		64	44 - 128
Naphthalene	20.0	14.6		ug/L		73	31 - 110
Nitrobenzene	20.0	12.2		ug/L		61	37 - 115
N-Nitrosodi-n-propylamine	20.0	12.7		ug/L		64	37 - 121
N-Nitrosodiphenylamine	20.0	13.4		ug/L		67	53 - 113
Pentachlorophenol	20.0	8.86		ug/L		44	26 - 110
Phenol	20.0	14.3		ug/L		72	14 - 112
Phenanthrene	20.0	14.7		ug/L		74	52 - 114
Pyrene	20.0	14.3		ug/L		71	55 - 120
3 & 4 Methylphenol	40.0	31.0		ug/L		78	32 - 110

Surrogate	*LCS %Recovery*	*LCS Qualifier*	*Limits*
2-Fluorobiphenyl (Surr)	*70*		*28 - 110*

Method: 8270C - Semivolatile Organic Compounds (GC/MS) (Continued)

Lab Sample ID: LCS 240-26943/10-A
Matrix: Water
Analysis Batch: 27330

Client Sample ID: Lab Control Sample
Prep Type: Total/NA
Prep Batch: 26943

Surrogate	*LCS %Recovery*	*LCS Qualifier*	*Limits*
2-Fluorophenol (Surr)	*71*		*10 - 110*
2,4,6-Tribromophenol (Surr)	*73*		*22 - 120*
Nitrobenzene-d5 (Surr)	*64*		*27 - 111*
Phenol-d5 (Surr)	*74*		*10 - 110*
Terphenyl-d14 (Surr)	*82*		*37 - 119*

Method: 8082 - Polychlorinated Biphenyls (PCBs) by Gas Chromatography

Lab Sample ID: MB 240-26781/1-A
Matrix: Water
Analysis Batch: 26992

Client Sample ID: Method Blank
Prep Type: Total/NA
Prep Batch: 26781

Analyte	MB Result	MB Qualifier	RL	MDL	Unit	D	Prepared	Analyzed	Dil Fac
Aroclor-1016	0.50	U	0.50	0.17	ug/L		12/14/11 08:23	12/15/11 13:58	1
Aroclor-1221	0.50	U	0.50	0.13	ug/L		12/14/11 08:23	12/15/11 13:58	1
Aroclor-1232	0.50	U	0.50	0.16	ug/L		12/14/11 08:23	12/15/11 13:58	1
Aroclor-1242	0.50	U	0.50	0.22	ug/L		12/14/11 08:23	12/15/11 13:58	1
Aroclor-1248	0.50	U	0.50	0.10	ug/L		12/14/11 08:23	12/15/11 13:58	1
Aroclor-1254	0.50	U	0.50	0.16	ug/L		12/14/11 08:23	12/15/11 13:58	1
Aroclor-1260	0.50	U	0.50	0.17	ug/L		12/14/11 08:23	12/15/11 13:58	1

Surrogate	*MB %Recovery*	*MB Qualifier*	*Limits*	*Prepared*	*Analyzed*	*Dil Fac*
Tetrachloro-m-xylene	*92*		*35 - 137*	*12/14/11 08:23*	*12/15/11 13:58*	*1*
DCB Decachlorobiphenyl	*89*		*10 - 140*	*12/14/11 08:23*	*12/15/11 13:58*	*1*

Lab Sample ID: LCS 240-26781/2-A
Matrix: Water
Analysis Batch: 26992

Client Sample ID: Lab Control Sample
Prep Type: Total/NA
Prep Batch: 26781

Analyte	Spike Added	LCS Result	LCS Qualifier	Unit	D	%Rec	%Rec. Limits
Aroclor-1016	10.0	9.37		ug/L		94	56 - 130
Aroclor-1260	10.0	10.1		ug/L		101	43 - 126

Surrogate	*LCS %Recovery*	*LCS Qualifier*	*Limits*
Tetrachloro-m-xylene	*92*		*35 - 137*
DCB Decachlorobiphenyl	*94*		*10 - 140*

Method: 6010B - Metals (ICP)

Lab Sample ID: MB 240-26559/1-A
Matrix: Water
Analysis Batch: 27027

Client Sample ID: Method Blank
Prep Type: Total Recoverable
Prep Batch: 26559

Analyte	MB Result	MB Qualifier	RL	MDL	Unit	D	Prepared	Analyzed	Dil Fac
Aluminum	200	U	200	97	ug/L		12/13/11 06:46	12/14/11 18:18	1
Antimony	10	U	10	1.8	ug/L		12/13/11 06:46	12/14/11 18:18	1
Barium	1.01	J	200	0.67	ug/L		12/13/11 06:46	12/14/11 18:18	1
Beryllium	5.0	U	5.0	0.46	ug/L		12/13/11 06:46	12/14/11 18:18	1

Method: 6010B - Metals (ICP) (Continued)

Lab Sample ID: MB 240-26559/1-A
Matrix: Water
Analysis Batch: 27027

Client Sample ID: Method Blank
Prep Type: Total Recoverable
Prep Batch: 26559

Analyte	MB Result	MB Qualifier	RL	MDL	Unit	D	Prepared	Analyzed	Dil Fac
Calcium	241	J	5000	130	ug/L		12/13/11 06:46	12/14/11 18:18	1
Cadmium	2.0	U	2.0	0.66	ug/L		12/13/11 06:46	12/14/11 18:18	1
Cobalt	7.0	U	7.0	1.7	ug/L		12/13/11 06:46	12/14/11 18:18	1
Chromium	5.0	U	5.0	2.2	ug/L		12/13/11 06:46	12/14/11 18:18	1
Copper	25	U	25	4.5	ug/L		12/13/11 06:46	12/14/11 18:18	1
Iron	100	U	100	81	ug/L		12/13/11 06:46	12/14/11 18:18	1
Potassium	185	J	5000	72	ug/L		12/13/11 06:46	12/14/11 18:18	1
Magnesium	51.2	J	5000	34	ug/L		12/13/11 06:46	12/14/11 18:18	1
Manganese	0.555	J	15	0.41	ug/L		12/13/11 06:46	12/14/11 18:18	1
Silver	5.0	U	5.0	2.2	ug/L		12/13/11 06:46	12/14/11 18:18	1
Sodium	5000	U	5000	590	ug/L		12/13/11 06:46	12/14/11 18:18	1
Nickel	40	U	40	3.2	ug/L		12/13/11 06:46	12/14/11 18:18	1
Vanadium	7.0	U	7.0	0.64	ug/L		12/13/11 06:46	12/14/11 18:18	1
Zinc	9.96	J	50	5.0	ug/L		12/13/11 06:46	12/14/11 18:18	1
Arsenic	10	U	10	3.2	ug/L		12/13/11 06:46	12/14/11 18:18	1
Lead	3.0	U	3.0	1.9	ug/L		12/13/11 06:46	12/14/11 18:18	1
Selenium	5.0	U	5.0	4.1	ug/L		12/13/11 06:46	12/14/11 18:18	1
Thallium	10	U	10	4.7	ug/L		12/13/11 06:46	12/14/11 18:18	1

Lab Sample ID: LCS 240-26559/2-A
Matrix: Water
Analysis Batch: 27027

Client Sample ID: Lab Control Sample
Prep Type: Total Recoverable
Prep Batch: 26559

Analyte	Spike Added	LCS Result	LCS Qualifier	Unit	D	%Rec	%Rec. Limits
Aluminum	2000	1970		ug/L		99	80 - 120
Antimony	500	474		ug/L		95	80 - 120
Barium	2000	1950		ug/L		97	80 - 120
Beryllium	50.0	49.2		ug/L		98	80 - 120
Calcium	50000	48600		ug/L		97	80 - 120
Cadmium	50.0	48.3		ug/L		97	80 - 120
Cobalt	500	475		ug/L		95	80 - 120
Chromium	200	189		ug/L		95	80 - 120
Copper	250	238		ug/L		95	80 - 120
Iron	1000	957		ug/L		96	80 - 120
Potassium	50000	50400		ug/L		101	80 - 120
Magnesium	50000	48000		ug/L		96	80 - 120
Manganese	500	488		ug/L		98	80 - 120
Silver	50.0	48.0		ug/L		96	80 - 120
Sodium	50000	47500		ug/L		95	80 - 120
Nickel	500	486		ug/L		97	80 - 120
Vanadium	500	467		ug/L		93	80 - 120
Zinc	500	509		ug/L		102	80 - 120
Arsenic	2000	1870		ug/L		94	80 - 120
Lead	500	466		ug/L		93	80 - 120
Selenium	2000	1930		ug/L		96	80 - 120
Thallium	2000	1860		ug/L		93	80 - 120

Client: Conestoga-Rovers & Associates, Inc.
Project/Site: 17324-T07, RACER Former MTM

TestAmerica Job ID: 240-6762-1

Method: 7470A - Mercury (CVAA)

Lab Sample ID: MB 240-27353/1-A
Matrix: Water
Analysis Batch: 27597

Client Sample ID: Method Blank
Prep Type: Total/NA
Prep Batch: 27353

Analyte	MB Result	MB Qualifier	RL	MDL	Unit	D	Prepared	Analyzed	Dil Fac
Mercury	0.20	U	0.20	0.12	ug/L		12/19/11 14:15	12/20/11 13:18	1

Lab Sample ID: LCS 240-27353/2-A
Matrix: Water
Analysis Batch: 27597

Client Sample ID: Lab Control Sample
Prep Type: Total/NA
Prep Batch: 27353

Analyte	Spike Added	LCS Result	LCS Qualifier	Unit	D	%Rec	%Rec. Limits
Mercury	5.00	4.48		ug/L		90	81 - 123

GC/MS VOA

Analysis Batch: 27421

Lab Sample ID	Client Sample ID	Prep Type	Matrix	Method	Prep Batch
240-6762-1	GW-17324-120911-EM-035	Total/NA	Water	8260B	
240-6762-2	GW-17324-120911-EM-036	Total/NA	Water	8260B	
240-6762-3	GW-17324-120911-EM-037	Total/NA	Water	8260B	
240-6762-4	GW-17324-120911-EM-038	Total/NA	Water	8260B	
240-6762-5	GW-17324-120911-EM-039	Total/NA	Water	8260B	
240-6762-6	GW-17324-120911-EM-040	Total/NA	Water	8260B	
240-6762-7	GW-17324-120911-EM-041	Total/NA	Water	8260B	
240-6762-8	GW-17324-120911-EM-042	Total/NA	Water	8260B	
240-6762-9	GW-17324-120911-EM-043	Total/NA	Water	8260B	
240-6762-9 MS	GW-17324-120911-EM-043	Total/NA	Water	8260B	
240-6762-9 MSD	GW-17324-120911-EM-043	Total/NA	Water	8260B	
240-6762-10	GW-17324-120911-EM-044	Total/NA	Water	8260B	
240-6762-11	GW-17324-120911-EM-045	Total/NA	Water	8260B	
240-6762-12	TB-17324-120911-EM	Total/NA	Water	8260B	
LCS 240-27421/4	Lab Control Sample	Total/NA	Water	8260B	
MB 240-27421/5	Method Blank	Total/NA	Water	8260B	

GC/MS Semi VOA

Prep Batch: 26943

Lab Sample ID	Client Sample ID	Prep Type	Matrix	Method	Prep Batch
240-6762-6	GW-17324-120911-EM-040	Total/NA	Water	3520C	
LCS 240-26943/10-A	Lab Control Sample	Total/NA	Water	3520C	
MB 240-26943/9-A	Method Blank	Total/NA	Water	3520C	

Analysis Batch: 27330

Lab Sample ID	Client Sample ID	Prep Type	Matrix	Method	Prep Batch
240-6762-6	GW-17324-120911-EM-040	Total/NA	Water	8270C	26943
LCS 240-26943/10-A	Lab Control Sample	Total/NA	Water	8270C	26943
MB 240-26943/9-A	Method Blank	Total/NA	Water	8270C	26943

GC Semi VOA

Prep Batch: 26781

Lab Sample ID	Client Sample ID	Prep Type	Matrix	Method	Prep Batch
240-6762-6	GW-17324-120911-EM-040	Total/NA	Water	3510C	
240-6762-9	GW-17324-120911-EM-043	Total/NA	Water	3510C	
LCS 240-26781/2-A	Lab Control Sample	Total/NA	Water	3510C	
MB 240-26781/1-A	Method Blank	Total/NA	Water	3510C	

Analysis Batch: 26992

Lab Sample ID	Client Sample ID	Prep Type	Matrix	Method	Prep Batch
240-6762-6	GW-17324-120911-EM-040	Total/NA	Water	8082	26781
240-6762-9	GW-17324-120911-EM-043	Total/NA	Water	8082	26781
LCS 240-26781/2-A	Lab Control Sample	Total/NA	Water	8082	26781
MB 240-26781/1-A	Method Blank	Total/NA	Water	8082	26781

Metals

Prep Batch: 26559

Lab Sample ID	Client Sample ID	Prep Type	Matrix	Method	Prep Batch
240-6762-6	GW-17324-120911-EM-040	Total Recoverable	Water	3005A	
LCS 240-26559/2-A	Lab Control Sample	Total Recoverable	Water	3005A	
MB 240-26559/1-A	Method Blank	Total Recoverable	Water	3005A	

Analysis Batch: 27027

Lab Sample ID	Client Sample ID	Prep Type	Matrix	Method	Prep Batch
240-6762-6	GW-17324-120911-EM-040	Total Recoverable	Water	6010B	26559
LCS 240-26559/2-A	Lab Control Sample	Total Recoverable	Water	6010B	26559
MB 240-26559/1-A	Method Blank	Total Recoverable	Water	6010B	26559

Prep Batch: 27353

Lab Sample ID	Client Sample ID	Prep Type	Matrix	Method	Prep Batch
240-6762-6	GW-17324-120911-EM-040	Total/NA	Water	7470A	
LCS 240-27353/2-A	Lab Control Sample	Total/NA	Water	7470A	
MB 240-27353/1-A	Method Blank	Total/NA	Water	7470A	

Analysis Batch: 27597

Lab Sample ID	Client Sample ID	Prep Type	Matrix	Method	Prep Batch
240-6762-6	GW-17324-120911-EM-040	Total/NA	Water	7470A	27353
LCS 240-27353/2-A	Lab Control Sample	Total/NA	Water	7470A	27353
MB 240-27353/1-A	Method Blank	Total/NA	Water	7470A	27353

Client Sample ID: GW-17324-120911-EM-035 — Lab Sample ID: 240-6762-1

Date Collected: 12/09/11 09:35 — **Matrix: Water**
Date Received: 12/10/11 10:45

Prep Type	Batch Type	Batch Method	Run	Dilution Factor	Batch Number	Prepared or Analyzed	Analyst	Lab
Total/NA	Analysis	8260B		1	27421	12/19/11 23:57	RQ	TAL NC

Client Sample ID: GW-17324-120911-EM-036 — Lab Sample ID: 240-6762-2

Date Collected: 12/09/11 11:30 — **Matrix: Water**
Date Received: 12/10/11 10:45

Prep Type	Batch Type	Batch Method	Run	Dilution Factor	Batch Number	Prepared or Analyzed	Analyst	Lab
Total/NA	Analysis	8260B		1	27421	12/20/11 00:18	RQ	TAL NC

Client Sample ID: GW-17324-120911-EM-037 — Lab Sample ID: 240-6762-3

Date Collected: 12/09/11 13:15 — **Matrix: Water**
Date Received: 12/10/11 10:45

Prep Type	Batch Type	Batch Method	Run	Dilution Factor	Batch Number	Prepared or Analyzed	Analyst	Lab
Total/NA	Analysis	8260B		1	27421	12/20/11 00:40	RQ	TAL NC

Client Sample ID: GW-17324-120911-EM-038 — Lab Sample ID: 240-6762-4

Date Collected: 12/09/11 14:50 — **Matrix: Water**
Date Received: 12/10/11 10:45

Prep Type	Batch Type	Batch Method	Run	Dilution Factor	Batch Number	Prepared or Analyzed	Analyst	Lab
Total/NA	Analysis	8260B		1	27421	12/20/11 01:01	RQ	TAL NC

Client Sample ID: GW-17324-120911-EM-039 — Lab Sample ID: 240-6762-5

Date Collected: 12/09/11 09:00 — **Matrix: Water**
Date Received: 12/10/11 10:45

Prep Type	Batch Type	Batch Method	Run	Dilution Factor	Batch Number	Prepared or Analyzed	Analyst	Lab
Total/NA	Analysis	8260B		1	27421	12/20/11 01:22	RQ	TAL NC

Client Sample ID: GW-17324-120911-EM-040 — Lab Sample ID: 240-6762-6

Date Collected: 12/09/11 10:20 — **Matrix: Water**
Date Received: 12/10/11 10:45

Prep Type	Batch Type	Batch Method	Run	Dilution Factor	Batch Number	Prepared or Analyzed	Analyst	Lab
Total/NA	Analysis	8260B		1	27421	12/20/11 01:44	RQ	TAL NC
Total/NA	Prep	3520C			26943	12/15/11 07:49	SE	TAL NC
Total/NA	Analysis	8270C		1	27330	12/19/11 15:54	MU	TAL NC
Total/NA	Prep	3510C			26781	12/14/11 08:23	EM	TAL NC
Total/NA	Analysis	8082		1	26992	12/15/11 13:00	RK	TAL NC
Total Recoverable	Prep	3005A			26559	12/13/11 06:46	LM	TAL NC
Total Recoverable	Analysis	6010B		1	27027	12/14/11 20:23	BD	TAL NC
Total/NA	Prep	7470A			27353	12/19/11 14:15	LM	TAL NC

Lab Chronicle

Client: Conestoga-Rovers & Associates, Inc.
Project/Site: 17324-T07, RACER Former MTM

TestAmerica Job ID: 240-6762-1

Client Sample ID: GW-17324-120911-EM-040

Lab Sample ID: 240-6762-6

Date Collected: 12/09/11 10:20
Matrix: Water
Date Received: 12/10/11 10:45

Prep Type	Batch Type	Batch Method	Run	Dilution Factor	Batch Number	Prepared or Analyzed	Analyst	Lab
Total/NA	Analysis	7470A		1	27597	12/20/11 13:24	AS	TAL NC

Client Sample ID: GW-17324-120911-EM-041

Lab Sample ID: 240-6762-7

Date Collected: 12/09/11 12:00
Matrix: Water
Date Received: 12/10/11 10:45

Prep Type	Batch Type	Batch Method	Run	Dilution Factor	Batch Number	Prepared or Analyzed	Analyst	Lab
Total/NA	Analysis	8260B		1	27421	12/20/11 02:05	RQ	TAL NC

Client Sample ID: GW-17324-120911-EM-042

Lab Sample ID: 240-6762-8

Date Collected: 12/09/11 13:25
Matrix: Water
Date Received: 12/10/11 10:45

Prep Type	Batch Type	Batch Method	Run	Dilution Factor	Batch Number	Prepared or Analyzed	Analyst	Lab
Total/NA	Analysis	8260B		16.667	27421	12/20/11 02:27	RQ	TAL NC

Client Sample ID: GW-17324-120911-EM-043

Lab Sample ID: 240-6762-9

Date Collected: 12/09/11 14:50
Matrix: Water
Date Received: 12/10/11 10:45

Prep Type	Batch Type	Batch Method	Run	Dilution Factor	Batch Number	Prepared or Analyzed	Analyst	Lab
Total/NA	Analysis	8260B		1	27421	12/20/11 02:48	RQ	TAL NC
Total/NA	Prep	3510C			26781	12/14/11 08:23	EM	TAL NC
Total/NA	Analysis	8082		1	26992	12/15/11 13:15	RK	TAL NC

Client Sample ID: GW-17324-120911-EM-044

Lab Sample ID: 240-6762-10

Date Collected: 12/09/11 16:45
Matrix: Water
Date Received: 12/10/11 10:45

Prep Type	Batch Type	Batch Method	Run	Dilution Factor	Batch Number	Prepared or Analyzed	Analyst	Lab
Total/NA	Analysis	8260B		1	27421	12/20/11 04:14	RQ	TAL NC

Client Sample ID: GW-17324-120911-EM-045

Lab Sample ID: 240-6762-11

Date Collected: 12/09/11 16:20
Matrix: Water
Date Received: 12/10/11 10:45

Prep Type	Batch Type	Batch Method	Run	Dilution Factor	Batch Number	Prepared or Analyzed	Analyst	Lab
Total/NA	Analysis	8260B		55.556	27421	12/20/11 08:19	RQ	TAL NC

Lab Chronicle

Client: Conestoga-Rovers & Associates, Inc.
Project/Site: 17324-T07, RACER Former MTM

TestAmerica Job ID: 240-6762-1

Client Sample ID: TB-17324-120911-EM
Date Collected: 12/09/11 00:00
Date Received: 12/10/11 10:45

Lab Sample ID: 240-6762-12
Matrix: Water

Prep Type	Batch Type	Batch Method	Run	Dilution Factor	Batch Number	Prepared or Analyzed	Analyst	Lab
Total/NA	Analysis	8260B		1	27421	12/20/11 03:52	RQ	TAL NC

Laboratory References:

TAL NC = TestAmerica North Canton, 4101 Shuffel Street NW, North Canton, OH 44720, TEL (330)497-9396

Certification Summary

Client: Conestoga-Rovers & Associates, Inc.
Project/Site: 17324-T07, RACER Former MTM

TestAmerica Job ID: 240-6762-1

Laboratory	Authority	Program	EPA Region	Certification ID
TestAmerica North Canton	ACLASS	DoD ELAP		ADE-1437
TestAmerica North Canton	California	NELAC	9	01144CA
TestAmerica North Canton	Connecticut	State Program	1	PH-0590
TestAmerica North Canton	Florida	NELAC	4	E87225
TestAmerica North Canton	Georgia	Georgia EPD	4	N/A
TestAmerica North Canton	Illinois	NELAC	5	200004
TestAmerica North Canton	Kansas	NELAC	7	E-10336
TestAmerica North Canton	Kentucky	State Program	4	58
TestAmerica North Canton	Minnesota	NELAC	5	039-999-348
TestAmerica North Canton	Nevada	State Program	9	OH-000482008A
TestAmerica North Canton	New Jersey	NELAC	2	OH001
TestAmerica North Canton	New York	NELAC	2	10975
TestAmerica North Canton	Ohio	OVAP	5	CL0024
TestAmerica North Canton	Pennsylvania	NELAC	3	68-00340
TestAmerica North Canton	USDA	USDA		P330-11-00328
TestAmerica North Canton	Virginia	NELAC Secondary AB	3	460175
TestAmerica North Canton	West Virginia	West Virginia DEP	3	210
TestAmerica North Canton	Wisconsin	State Program	5	999518190

Accreditation may not be offered or required for all methods and analytes reported in this package. Please contact your project manager for the laboratory's current list of certified methods and analytes.

CONESTOGA-ROVERS & ASSOCIATES

CHAIN-OF-CUSTODY / Analytical Request Document

The Chain-of-Custody is a LEGAL DOCUMENT. All relevant fields must be completed accurately.

PAGE 1 OF 1

ID # Nº D 9981

SSOW Ref. Code: 17324-SSOW-T07-015

Required Client Information:

Company: CRA, Inc.	Report To: Mike Richardson
Address: 14496 Sheldon Rd.	Copy To:
Suite 200	Invoice To:
Plymouth, MI 48170	P.O.:
Phone: 734-453-5123	Project Name: Racer - Muncie - IN
Fax: 734-453-5201	Project Number: 17324-T07
Email:	

Laboratory:	Test America
Laboratory Location:	N. Canton, OH
Laboratory Contact:	D. Heckler
Requested Due Date:	TAT: STD
QA/QC Requirements:	

Valid Matrix Codes: WG Groundwater; WB Borehole Water; WS Surface Water; SO Soil; SE Sediment; See Back for Additional Codes

Analysis and Method

	Sample Identification:	Matrix Code	Date Collected	Time Collected	# Containers	Preservative: Unpreserved	HCl	H2SO4	HNO3	NaOH	Other:	TCL VOC's	TCL PCB's	TCL SVOC's	TAL Metals	Remarks/Lab ID
1.	GW-17324-120911-EM-035	WG	12/9/11	0935	3		X					X				
	-036			1130	3		X					X				
	-037			1315	3		X					X				
	-038			1450	3		X					X				
	-039			0900	3		X					X				
6.	-040			1020	8	X	X		X			X	X	X	X	
7.	-041			1200	3		X					X				
8.	-042			1325	3		X					X				
9.	-043			1450	13	X	X					X	X			MS/MSD
10.	-044			1645	3		X					X				
11.	-045			1620	3		X					X				
12.	TB-17324-120911-EM	WQ	12/9/11	—	1		X					X				
13.																
14.																
15.																
	TOTAL NUMBER OF CONTAINERS				48											

SHIPMENT METHOD	NO. OF COOLERS	RELINQUISHED BY / AFFILIATION	DATE	TIME	RECEIVED BY / AFFILIATION	DATE	TIME
Fed Ex	2	Eric Mickelson / CRA	12/9/11	1900	[illegible] / TA	12/10/11	1045
AIRBILL NO.							

Sample Condition

Temp in °C	
Received on Ice	Y / N
Sealed Cooler	Y / N
Samples Intact	Y / N

Additional Comments:

Sampler Name: Eric Mickelson

Sampler Signature: Eric Mickelson Date: 12/9/11

Distribution: WHITE - Fully Executed Copy YELLOW - Receiving Laboratory Copy PINK - Shipper GOLDENROD - Sampler Copy

REV. 0 (6/04)

TestAmerica Cooler Receipt Form/Narrative **Lot Number:** F6762
North Canton Facility

Client CRA Project Racer-Muncie By: [signature] (Signature)
Cooler Received on 12/10/11 Opened on 12/12/11
FedEx UPS DHL FAS Stetson Client Drop Off TestAmerica Courier Other
TestAmerica Cooler # Multiple Coolers Foam Box Client Cooler Other

1. Were custody seals on the outside of the cooler(s)? Yes No Intact? Yes No NA
   If YES, Quantity Quantity Unsalvageable
   Were custody seals on the outside of cooler(s) signed and dated? Yes No NA
   Were custody seals on the bottle(s)? Yes No
   If YES, are there any exceptions?
2. Shippers' packing slip attached to the cooler(s)? Yes No
3. Did custody papers accompany the sample(s)? Yes No Relinquished by client? Yes No
4. Were the custody papers signed in the appropriate place? Yes No
5. Packing material used: Bubble Wrap Foam None Other
6. Cooler temperature upon receipt °C See back of form for multiple coolers/temps
   METHOD: IR Other
   COOLANT: Wet Ice Blue Ice Dry Ice Water None
7. Did all bottles arrive in good condition (Unbroken)? Yes No
8. Could all bottle labels be reconciled with the COC? Yes No
9. Were sample(s) at the correct pH upon receipt? Yes No NA
10. Were correct bottle(s) used for the test(s) indicated? Yes No
11. Were air bubbles >6 mm in any VOA vials? Yes No NA
12. Sufficient quantity received to perform indicated analyses? Yes No
13. Was a trip blank present in the cooler(s)? Yes No Were VOAs on the COC? Yes No

Contacted PM Date by via Verbal Voice Mail Other
Concerning

14. CHAIN OF CUSTODY

The following discrepancies occurred:

15. SAMPLE CONDITION

Sample(s) were received after the recommended holding time had expired.
Sample(s) were received in a broken container.
Sample(s) were received with bubble >6 mm in diameter. (Notify PM)

16. SAMPLE PRESERVATION

Sample(s) were further preserved in Sample Receiving to meet recommended pH level(s). *Nitric Acid Lot# 110410-HNO_3; Sulfuric Acid Lot# 041911-H_2SO_4; Sodium Hydroxide Lot# 121809 -NaOH; Hydrochloric Acid Lot# 041911-HCl; Sodium Hydroxide and Zinc Acetate Lot#* 100108-$(CH_3COO)_2ZN$/NaOH. What time was preserved added to sample(s)?

Client ID	pH	Date	Initials
40	<2 <2	12/12/11	MK

TestAmerica Cooler Receipt Form/Narrative
North Canton Facility

Client ID	pH	Date	Initials

Cooler #	Temp. °C	Method	Coolant
PiH	3.2°C	IR	ICE
Blue Client Cooler	2.5°C	"	"

Discrepancies Cont'd:

Login Sample Receipt Checklist

Client: Conestoga-Rovers & Associates, Inc.

Job Number: 240-6762-1

Login Number: 6762

List Source: TestAmerica North Canton

List Number: 1

Creator: Gambone, Mike

Question	Answer	Comment
Radioactivity either was not measured or, if measured, is at or below background	N/A	
The cooler's custody seal, if present, is intact.	True	
The cooler or samples do not appear to have been compromised or tampered with.	True	
Samples were received on ice.	True	
Cooler Temperature is acceptable.	True	
Cooler Temperature is recorded.	True	3.2, 2.5
COC is present.	True	
COC is filled out in ink and legible.	True	
COC is filled out with all pertinent information.	True	
Is the Field Sampler's name present on COC?	True	
There are no discrepancies between the sample IDs on the containers and the COC.	True	
Samples are received within Holding Time.	True	
Sample containers have legible labels.	True	
Containers are not broken or leaking.	True	
Sample collection date/times are provided.	True	
Appropriate sample containers are used.	True	
Sample bottles are completely filled.	True	
Sample Preservation Verified.	True	
There is sufficient vol. for all requested analyses, incl. any requested MS/MSDs	True	
VOA sample vials do not have headspace or bubble is <6mm (1/4") in diameter.	True	
Multiphasic samples are not present.	True	
Samples do not require splitting or compositing.	True	
Residual Chlorine Checked.	N/A	

TestAmerica

THE LEADER IN ENVIRONMENTAL TESTING

ANALYTICAL REPORT

TestAmerica Laboratories, Inc.
TestAmerica North Canton
4101 Shuffel Street NW
North Canton, OH 44720
Tel: (330)497-9396

TestAmerica Job ID: 240-7039-1
Client Project/Site: 17324, RACER MTM

For:
Conestoga-Rovers & Associates, Inc.
6520 Corporate Drive
Indianapolis, Indiana 46278

Attn: Mr. Michael Richardson

Denise D Heckler

Authorized for release by:
12/27/2011 3:36:08 PM

Denise Heckler
Project Manager II
denise.heckler@testamericainc.com

This report has been electronically signed and authorized by the signatory. Electronic signature is intended to be the legally binding equivalent of a traditionally handwritten signature.

Results relate only to the items tested and the sample(s) as received by the laboratory.

LINKS

Review your project results through TotalAccess

Have a Question? Ask The Expert

Visit us at: www.testamericainc.com

Table of Contents

Cover Page 1
Table of Contents 2
Definitions/Glossary 3
Case Narrative 4
Method Summary 5
Sample Summary 6
Detection Summary 7
Client Sample Results 8
Surrogate Summary 12
QC Sample Results 13
QC Association Summary 16
Lab Chronicle 17
Certification Summary 18
Chain of Custody 19
Receipt Checklists 22

Definitions/Glossary

Client: Conestoga-Rovers & Associates, Inc.
Project/Site: 17324, RACER MTM

TestAmerica Job ID: 240-7039-1

Qualifiers

GC/MS VOA

Qualifier	Qualifier Description
U	Indicates the analyte was analyzed for but not detected.
J	Result is less than the RL but greater than or equal to the MDL and the concentration is an approximate value.

Glossary

Abbreviation	These commonly used abbreviations may or may not be present in this report.
☼	Listed under the "D" column to designate that the result is reported on a dry weight basis
%R	Percent Recovery
CNF	Contains no Free Liquid
DL, RA, RE, IN	Indicates a Dilution, Reanalysis, Re-extraction, or additional Initial metals/anion analysis of the sample
EDL	Estimated Detection Limit
EPA	United States Environmental Protection Agency
MDL	Method Detection Limit
ML	Minimum Level (Dioxin)
ND	Not detected at the reporting limit (or MDL or EDL if shown)
PQL	Practical Quantitation Limit
QC	Quality Control
RL	Reporting Limit
RPD	Relative Percent Difference, a measure of the relative difference between two points
TEF	Toxicity Equivalent Factor (Dioxin)
TEQ	Toxicity Equivalent Quotient (Dioxin)

Job ID: 240-7039-1

Laboratory: TestAmerica North Canton

Narrative

CASE NARRATIVE

Client: Conestoga-Rovers & Associates, Inc.

Project: 17324, RACER MTM

Report Number: 240-7039-1

With the exceptions noted as flags or footnotes, standard analytical protocols were followed in the analysis of the samples and no problems were encountered or anomalies observed. In addition all laboratory quality control samples were within established control limits, with any exceptions noted below. Each sample was analyzed to achieve the lowest possible reporting limit within the constraints of the method. In some cases, due to interference or analytes present at high concentrations, samples were diluted. For diluted samples, the reporting limits are adjusted relative to the dilution required.

TestAmerica North Canton attests to the validity of the laboratory data generated by TestAmerica facilities reported herein. All analyses performed by TestAmerica facilities were done using established laboratory SOPs that incorporate QA/QC procedures described in the application methods. TestAmerica's operations groups have reviewed the data for compliance with the laboratory QA/QC plan, and data have been found to be compliant with laboratory protocols unless otherwise noted below.

The test results in this report meet all NELAP requirements for parameters for which accreditation is required or available. Any exceptions to NELAP requirements are noted in this report. Pursuant to NELAP, this report may not be reproduced, except in full, without the written approval of the laboratory.

Calculations are performed before rounding to avoid round-off errors in calculated results.

All holding times were met and proper preservation noted for the methods performed on these samples, unless otherwise detailed in the individual sections below.

All solid sample results are reported on an "as received" basis unless otherwise indicated by the presence of a % solids value in the method header.

This laboratory report is confidential and is intended for the sole use of TestAmerica and its client.

RECEIPT

The samples were received on 12/16/2011; the samples arrived in good condition, properly preserved and on ice. The temperature of the coolers at receipt was 1.8 C.

VOLATILE ORGANIC COMPOUNDS (GC-MS)

Samples GW-017324-121511-TP-01 (240-7039-1) and TB-017324-121511-TP-01 (240-7039-2) were analyzed for volatile organic compounds (GC-MS) in accordance with EPA SW-846 Method 8260B. The samples were analyzed on 12/26/2011.

No difficulties were encountered during the VOCs analyses.

All quality control parameters were within the acceptance limits.

Method Summary

Client: Conestoga-Rovers & Associates, Inc.
Project/Site: 17324, RACER MTM

TestAmerica Job ID: 240-7039-1

Method	Method Description	Protocol	Laboratory
8260B	Volatile Organic Compounds (GC/MS)	SW846	TAL NC

Protocol References:

SW846 = "Test Methods For Evaluating Solid Waste, Physical/Chemical Methods", Third Edition, November 1986 And Its Updates.

Laboratory References:

TAL NC = TestAmerica North Canton, 4101 Shuffel Street NW, North Canton, OH 44720, TEL (330)497-9396

Sample Summary

Client: Conestoga-Rovers & Associates, Inc.
Project/Site: 17324, RACER MTM

TestAmerica Job ID: 240-7039-1

Lab Sample ID	Client Sample ID	Matrix	Collected	Received
240-7039-1	GW-017324-121511-TP-01	Water	12/15/11 13:42	12/16/11 09:45
240-7039-2	TB-017324-121511-TP-01	Water	12/15/11 15:30	12/16/11 09:45

Detection Summary

Client: Conestoga-Rovers & Associates, Inc.
Project/Site: 17324, RACER MTM

TestAmerica Job ID: 240-7039-1

Client Sample ID: GW-017324-121511-TP-01 — Lab Sample ID: 240-7039-1

No Detections

Client Sample ID: TB-017324-121511-TP-01 — Lab Sample ID: 240-7039-2

Analyte	Result	Qualifier	RL	MDL	Unit	Dil Fac	D	Method	Prep Type
Acetone	3.2	J	10	1.1	ug/L	1		8260B	Total/NA

Client: Conestoga-Rovers & Associates, Inc.
Project/Site: 17324, RACER MTM

TestAmerica Job ID: 240-7039-1

Client Sample ID: GW-017324-121511-TP-01
Date Collected: 12/15/11 13:42
Date Received: 12/16/11 09:45

Lab Sample ID: 240-7039-1
Matrix: Water

Method: 8260B - Volatile Organic Compounds (GC/MS)

Analyte	Result	Qualifier	RL	MDL	Unit	D	Prepared	Analyzed	Dil Fac
Acetone	10	U	10	1.1	ug/L			12/26/11 20:43	1
Benzene	1.0	U	1.0	0.13	ug/L			12/26/11 20:43	1
Dichlorobromomethane	1.0	U	1.0	0.15	ug/L			12/26/11 20:43	1
Bromoform	1.0	U	1.0	0.64	ug/L			12/26/11 20:43	1
Bromomethane	1.0	U	1.0	0.41	ug/L			12/26/11 20:43	1
2-Butanone (MEK)	10	U	10	0.57	ug/L			12/26/11 20:43	1
Carbon disulfide	1.0	U	1.0	0.13	ug/L			12/26/11 20:43	1
Carbon tetrachloride	1.0	U	1.0	0.13	ug/L			12/26/11 20:43	1
Chlorobenzene	1.0	U	1.0	0.15	ug/L			12/26/11 20:43	1
Chloroethane	1.0	U	1.0	0.29	ug/L			12/26/11 20:43	1
Chloroform	1.0	U	1.0	0.16	ug/L			12/26/11 20:43	1
Chloromethane	1.0	U	1.0	0.30	ug/L			12/26/11 20:43	1
1,1-Dichloroethane	1.0	U	1.0	0.15	ug/L			12/26/11 20:43	1
1,2-Dichloroethane	1.0	U	1.0	0.22	ug/L			12/26/11 20:43	1
1,1-Dichloroethene	1.0	U	1.0	0.19	ug/L			12/26/11 20:43	1
1,2-Dichloropropane	1.0	U	1.0	0.18	ug/L			12/26/11 20:43	1
cis-1,3-Dichloropropene	1.0	U	1.0	0.14	ug/L			12/26/11 20:43	1
trans-1,3-Dichloropropene	1.0	U	1.0	0.19	ug/L			12/26/11 20:43	1
Ethylbenzene	1.0	U	1.0	0.17	ug/L			12/26/11 20:43	1
2-Hexanone	10	U	10	0.41	ug/L			12/26/11 20:43	1
Methylene Chloride	1.0	U	1.0	0.33	ug/L			12/26/11 20:43	1
4-Methyl-2-pentanone (MIBK)	10	U	10	0.32	ug/L			12/26/11 20:43	1
Styrene	1.0	U	1.0	0.11	ug/L			12/26/11 20:43	1
1,1,2,2-Tetrachloroethane	1.0	U	1.0	0.18	ug/L			12/26/11 20:43	1
Tetrachloroethene	1.0	U	1.0	0.29	ug/L			12/26/11 20:43	1
Toluene	1.0	U	1.0	0.13	ug/L			12/26/11 20:43	1
Trichloroethene	1.0	U	1.0	0.17	ug/L			12/26/11 20:43	1
Vinyl chloride	1.0	U	1.0	0.22	ug/L			12/26/11 20:43	1
Xylenes, Total	2.0	U	2.0	0.28	ug/L			12/26/11 20:43	1
1,1,1-Trichloroethane	1.0	U	1.0	0.22	ug/L			12/26/11 20:43	1
1,1,2-Trichloroethane	1.0	U	1.0	0.27	ug/L			12/26/11 20:43	1
Cyclohexane	1.0	U	1.0	0.12	ug/L			12/26/11 20:43	1
1,2-Dibromo-3-Chloropropane	2.0	U	2.0	0.67	ug/L			12/26/11 20:43	1
Ethylene Dibromide	1.0	U	1.0	0.24	ug/L			12/26/11 20:43	1
Dichlorodifluoromethane	1.0	U	1.0	0.31	ug/L			12/26/11 20:43	1
cis-1,2-Dichloroethene	1.0	U	1.0	0.17	ug/L			12/26/11 20:43	1
trans-1,2-Dichloroethene	1.0	U	1.0	0.19	ug/L			12/26/11 20:43	1
Isopropylbenzene	1.0	U	1.0	0.13	ug/L			12/26/11 20:43	1
Methyl acetate	10	U	10	0.38	ug/L			12/26/11 20:43	1
Methyl tert-butyl ether	5.0	U	5.0	0.17	ug/L			12/26/11 20:43	1
1,1,2-Trichloro-1,2,2-trifluoroethane	1.0	U	1.0	0.28	ug/L			12/26/11 20:43	1
1,2,4-Trichlorobenzene	1.0	U	1.0	0.15	ug/L			12/26/11 20:43	1
1,2-Dichlorobenzene	1.0	U	1.0	0.13	ug/L			12/26/11 20:43	1
1,3-Dichlorobenzene	1.0	U	1.0	0.14	ug/L			12/26/11 20:43	1
1,4-Dichlorobenzene	1.0	U	1.0	0.13	ug/L			12/26/11 20:43	1
Trichlorofluoromethane	1.0	U	1.0	0.21	ug/L			12/26/11 20:43	1
Chlorodibromomethane	1.0	U	1.0	0.18	ug/L			12/26/11 20:43	1
Methylcyclohexane	1.0	U	1.0	0.13	ug/L			12/26/11 20:43	1

Client: Conestoga-Rovers & Associates, Inc.
Project/Site: 17324, RACER MTM

TestAmerica Job ID: 240-7039-1

Client Sample ID: GW-017324-121511-TP-01
Date Collected: 12/15/11 13:42
Date Received: 12/16/11 09:45

Lab Sample ID: 240-7039-1
Matrix: Water

Surrogate	%Recovery	Qualifier	Limits	Prepared	Analyzed	Dil Fac
1,2-Dichloroethane-d4 (Surr)	113		63 - 129		12/26/11 20:43	1
4-Bromofluorobenzene (Surr)	88		66 - 117		12/26/11 20:43	1
Toluene-d8 (Surr)	100		74 - 115		12/26/11 20:43	1
Dibromofluoromethane (Surr)	107		75 - 121		12/26/11 20:43	1

Client: Conestoga-Rovers & Associates, Inc.
Project/Site: 17324, RACER MTM

TestAmerica Job ID: 240-7039-1

Client Sample ID: TB-017324-121511-TP-01
Date Collected: 12/15/11 15:30
Date Received: 12/16/11 09:45

Lab Sample ID: 240-7039-2
Matrix: Water

Method: 8260B - Volatile Organic Compounds (GC/MS)

Analyte	Result	Qualifier	RL	MDL	Unit	D	Prepared	Analyzed	Dil Fac
Acetone	3.2	J	10	1.1	ug/L			12/26/11 21:05	1
Benzene	1.0	U	1.0	0.13	ug/L			12/26/11 21:05	1
Dichlorobromomethane	1.0	U	1.0	0.15	ug/L			12/26/11 21:05	1
Bromoform	1.0	U	1.0	0.64	ug/L			12/26/11 21:05	1
Bromomethane	1.0	U	1.0	0.41	ug/L			12/26/11 21:05	1
2-Butanone (MEK)	10	U	10	0.57	ug/L			12/26/11 21:05	1
Carbon disulfide	1.0	U	1.0	0.13	ug/L			12/26/11 21:05	1
Carbon tetrachloride	1.0	U	1.0	0.13	ug/L			12/26/11 21:05	1
Chlorobenzene	1.0	U	1.0	0.15	ug/L			12/26/11 21:05	1
Chloroethane	1.0	U	1.0	0.29	ug/L			12/26/11 21:05	1
Chloroform	1.0	U	1.0	0.16	ug/L			12/26/11 21:05	1
Chloromethane	1.0	U	1.0	0.30	ug/L			12/26/11 21:05	1
1,1-Dichloroethane	1.0	U	1.0	0.15	ug/L			12/26/11 21:05	1
1,2-Dichloroethane	1.0	U	1.0	0.22	ug/L			12/26/11 21:05	1
1,1-Dichloroethene	1.0	U	1.0	0.19	ug/L			12/26/11 21:05	1
1,2-Dichloropropane	1.0	U	1.0	0.18	ug/L			12/26/11 21:05	1
cis-1,3-Dichloropropene	1.0	U	1.0	0.14	ug/L			12/26/11 21:05	1
trans-1,3-Dichloropropene	1.0	U	1.0	0.19	ug/L			12/26/11 21:05	1
Ethylbenzene	1.0	U	1.0	0.17	ug/L			12/26/11 21:05	1
2-Hexanone	10	U	10	0.41	ug/L			12/26/11 21:05	1
Methylene Chloride	1.0	U	1.0	0.33	ug/L			12/26/11 21:05	1
4-Methyl-2-pentanone (MIBK)	10	U	10	0.32	ug/L			12/26/11 21:05	1
Styrene	1.0	U	1.0	0.11	ug/L			12/26/11 21:05	1
1,1,2,2-Tetrachloroethane	1.0	U	1.0	0.18	ug/L			12/26/11 21:05	1
Tetrachloroethene	1.0	U	1.0	0.29	ug/L			12/26/11 21:05	1
Toluene	1.0	U	1.0	0.13	ug/L			12/26/11 21:05	1
Trichloroethene	1.0	U	1.0	0.17	ug/L			12/26/11 21:05	1
Vinyl chloride	1.0	U	1.0	0.22	ug/L			12/26/11 21:05	1
Xylenes, Total	2.0	U	2.0	0.28	ug/L			12/26/11 21:05	1
1,1,1-Trichloroethane	1.0	U	1.0	0.22	ug/L			12/26/11 21:05	1
1,1,2-Trichloroethane	1.0	U	1.0	0.27	ug/L			12/26/11 21:05	1
Cyclohexane	1.0	U	1.0	0.12	ug/L			12/26/11 21:05	1
1,2-Dibromo-3-Chloropropane	2.0	U	2.0	0.67	ug/L			12/26/11 21:05	1
Ethylene Dibromide	1.0	U	1.0	0.24	ug/L			12/26/11 21:05	1
Dichlorodifluoromethane	1.0	U	1.0	0.31	ug/L			12/26/11 21:05	1
cis-1,2-Dichloroethene	1.0	U	1.0	0.17	ug/L			12/26/11 21:05	1
trans-1,2-Dichloroethene	1.0	U	1.0	0.19	ug/L			12/26/11 21:05	1
Isopropylbenzene	1.0	U	1.0	0.13	ug/L			12/26/11 21:05	1
Methyl acetate	10	U	10	0.38	ug/L			12/26/11 21:05	1
Methyl tert-butyl ether	5.0	U	5.0	0.17	ug/L			12/26/11 21:05	1
1,1,2-Trichloro-1,2,2-trifluoroethane	1.0	U	1.0	0.28	ug/L			12/26/11 21:05	1
1,2,4-Trichlorobenzene	1.0	U	1.0	0.15	ug/L			12/26/11 21:05	1
1,2-Dichlorobenzene	1.0	U	1.0	0.13	ug/L			12/26/11 21:05	1
1,3-Dichlorobenzene	1.0	U	1.0	0.14	ug/L			12/26/11 21:05	1
1,4-Dichlorobenzene	1.0	U	1.0	0.13	ug/L			12/26/11 21:05	1
Trichlorofluoromethane	1.0	U	1.0	0.21	ug/L			12/26/11 21:05	1
Chlorodibromomethane	1.0	U	1.0	0.18	ug/L			12/26/11 21:05	1
Methylcyclohexane	1.0	U	1.0	0.13	ug/L			12/26/11 21:05	1

Client: Conestoga-Rovers & Associates, Inc.
Project/Site: 17324, RACER MTM

TestAmerica Job ID: 240-7039-1

Client Sample ID: TB-017324-121511-TP-01
Date Collected: 12/15/11 15:30
Date Received: 12/16/11 09:45

Lab Sample ID: 240-7039-2
Matrix: Water

Surrogate	%Recovery	Qualifier	Limits	Prepared	Analyzed	Dil Fac
1,2-Dichloroethane-d4 (Surr)	108		63 - 129		12/26/11 21:05	1
4-Bromofluorobenzene (Surr)	86		66 - 117		12/26/11 21:05	1
Toluene-d8 (Surr)	101		74 - 115		12/26/11 21:05	1
Dibromofluoromethane (Surr)	106		75 - 121		12/26/11 21:05	1

Surrogate Summary

Client: Conestoga-Rovers & Associates, Inc.
Project/Site: 17324, RACER MTM

TestAmerica Job ID: 240-7039-1

Method: 8260B - Volatile Organic Compounds (GC/MS)

Matrix: Water **Prep Type: Total/NA**

		Percent Surrogate Recovery (Acceptance Limits)			
		12DCE	BFB	TOL	DBFM
Lab Sample ID	Client Sample ID	(63-129)	(66-117)	(74-115)	(75-121)
240-7039-1	GW-017324-121511-TP-01	113	88	100	107
240-7039-2	TB-017324-121511-TP-01	108	86	101	106
LCS 240-28129/4	Lab Control Sample	109	105	105	101
MB 240-28129/5	Method Blank	109	91	101	103

Surrogate Legend

12DCE = 1,2-Dichloroethane-d4 (Surr)
BFB = 4-Bromofluorobenzene (Surr)
TOL = Toluene-d8 (Surr)
DBFM = Dibromofluoromethane (Surr)

Client: Conestoga-Rovers & Associates, Inc.
Project/Site: 17324, RACER MTM

TestAmerica Job ID: 240-7039-1

Method: 8260B - Volatile Organic Compounds (GC/MS)

Lab Sample ID: MB 240-28129/5
Matrix: Water
Analysis Batch: 28129

Client Sample ID: Method Blank
Prep Type: Total/NA

Analyte	MB Result	MB Qualifier	RL	MDL	Unit	D	Prepared	Analyzed	Dil Fac
Acetone	10	U	10	1.1	ug/L			12/26/11 16:38	1
Benzene	1.0	U	1.0	0.13	ug/L			12/26/11 16:38	1
Dichlorobromomethane	1.0	U	1.0	0.15	ug/L			12/26/11 16:38	1
Bromoform	1.0	U	1.0	0.64	ug/L			12/26/11 16:38	1
Bromomethane	1.0	U	1.0	0.41	ug/L			12/26/11 16:38	1
2-Butanone (MEK)	10	U	10	0.57	ug/L			12/26/11 16:38	1
Carbon disulfide	1.0	U	1.0	0.13	ug/L			12/26/11 16:38	1
Carbon tetrachloride	1.0	U	1.0	0.13	ug/L			12/26/11 16:38	1
Chlorobenzene	1.0	U	1.0	0.15	ug/L			12/26/11 16:38	1
Chloroethane	1.0	U	1.0	0.29	ug/L			12/26/11 16:38	1
Chloroform	1.0	U	1.0	0.16	ug/L			12/26/11 16:38	1
Chloromethane	1.0	U	1.0	0.30	ug/L			12/26/11 16:38	1
1,1-Dichloroethane	1.0	U	1.0	0.15	ug/L			12/26/11 16:38	1
1,2-Dichloroethane	1.0	U	1.0	0.22	ug/L			12/26/11 16:38	1
1,1-Dichloroethene	1.0	U	1.0	0.19	ug/L			12/26/11 16:38	1
1,2-Dichloropropane	1.0	U	1.0	0.18	ug/L			12/26/11 16:38	1
cis-1,3-Dichloropropene	1.0	U	1.0	0.14	ug/L			12/26/11 16:38	1
trans-1,3-Dichloropropene	1.0	U	1.0	0.19	ug/L			12/26/11 16:38	1
Ethylbenzene	1.0	U	1.0	0.17	ug/L			12/26/11 16:38	1
2-Hexanone	10	U	10	0.41	ug/L			12/26/11 16:38	1
Methylene Chloride	1.0	U	1.0	0.33	ug/L			12/26/11 16:38	1
4-Methyl-2-pentanone (MIBK)	10	U	10	0.32	ug/L			12/26/11 16:38	1
Styrene	1.0	U	1.0	0.11	ug/L			12/26/11 16:38	1
1,1,2,2-Tetrachloroethane	1.0	U	1.0	0.18	ug/L			12/26/11 16:38	1
Tetrachloroethene	1.0	U	1.0	0.29	ug/L			12/26/11 16:38	1
Toluene	1.0	U	1.0	0.13	ug/L			12/26/11 16:38	1
Trichloroethene	1.0	U	1.0	0.17	ug/L			12/26/11 16:38	1
Vinyl chloride	1.0	U	1.0	0.22	ug/L			12/26/11 16:38	1
Xylenes, Total	2.0	U	2.0	0.28	ug/L			12/26/11 16:38	1
1,1,1-Trichloroethane	1.0	U	1.0	0.22	ug/L			12/26/11 16:38	1
1,1,2-Trichloroethane	1.0	U	1.0	0.27	ug/L			12/26/11 16:38	1
Cyclohexane	1.0	U	1.0	0.12	ug/L			12/26/11 16:38	1
1,2-Dibromo-3-Chloropropane	2.0	U	2.0	0.67	ug/L			12/26/11 16:38	1
Ethylene Dibromide	1.0	U	1.0	0.24	ug/L			12/26/11 16:38	1
Dichlorodifluoromethane	1.0	U	1.0	0.31	ug/L			12/26/11 16:38	1
cis-1,2-Dichloroethene	1.0	U	1.0	0.17	ug/L			12/26/11 16:38	1
trans-1,2-Dichloroethene	1.0	U	1.0	0.19	ug/L			12/26/11 16:38	1
Isopropylbenzene	1.0	U	1.0	0.13	ug/L			12/26/11 16:38	1
Methyl acetate	10	U	10	0.38	ug/L			12/26/11 16:38	1
Methyl tert-butyl ether	5.0	U	5.0	0.17	ug/L			12/26/11 16:38	1
1,1,2-Trichloro-1,2,2-trifluoroethane	1.0	U	1.0	0.28	ug/L			12/26/11 16:38	1
1,2,4-Trichlorobenzene	1.0	U	1.0	0.15	ug/L			12/26/11 16:38	1
1,2-Dichlorobenzene	1.0	U	1.0	0.13	ug/L			12/26/11 16:38	1
1,3-Dichlorobenzene	1.0	U	1.0	0.14	ug/L			12/26/11 16:38	1
1,4-Dichlorobenzene	1.0	U	1.0	0.13	ug/L			12/26/11 16:38	1
Trichlorofluoromethane	1.0	U	1.0	0.21	ug/L			12/26/11 16:38	1
Chlorodibromomethane	1.0	U	1.0	0.18	ug/L			12/26/11 16:38	1
Methylcyclohexane	1.0	U	1.0	0.13	ug/L			12/26/11 16:38	1

Method: 8260B - Volatile Organic Compounds (GC/MS) (Continued)

Lab Sample ID: MB 240-28129/5
Matrix: Water
Analysis Batch: 28129

Client Sample ID: Method Blank
Prep Type: Total/NA

Surrogate	MB %Recovery	MB Qualifier	Limits	Prepared	Analyzed	Dil Fac
1,2-Dichloroethane-d4 (Surr)	109		63 - 129		12/26/11 16:38	1
4-Bromofluorobenzene (Surr)	91		66 - 117		12/26/11 16:38	1
Toluene-d8 (Surr)	101		74 - 115		12/26/11 16:38	1
Dibromofluoromethane (Surr)	103		75 - 121		12/26/11 16:38	1

Lab Sample ID: LCS 240-28129/4
Matrix: Water
Analysis Batch: 28129

Client Sample ID: Lab Control Sample
Prep Type: Total/NA

Analyte	Spike Added	LCS Result	LCS Qualifier	Unit	D	%Rec	%Rec. Limits
Acetone	20.0	21.3		ug/L		107	43 - 136
Benzene	10.0	9.88		ug/L		99	83 - 112
Dichlorobromomethane	10.0	10.1		ug/L		101	72 - 121
Bromoform	10.0	8.81		ug/L		88	40 - 131
Bromomethane	10.0	8.87		ug/L		89	11 - 185
2-Butanone (MEK)	20.0	19.3		ug/L		97	60 - 126
Carbon disulfide	10.0	10.2		ug/L		102	62 - 142
Carbon tetrachloride	10.0	10.8		ug/L		108	66 - 128
Chlorobenzene	10.0	9.72		ug/L		97	85 - 110
Chloroethane	10.0	8.83		ug/L		88	25 - 153
Chloroform	10.0	9.96		ug/L		100	79 - 117
Chloromethane	10.0	7.25		ug/L		73	44 - 126
1,1-Dichloroethane	10.0	9.69		ug/L		97	82 - 115
1,2-Dichloroethane	10.0	10.5		ug/L		105	71 - 127
1,1-Dichloroethene	10.0	10.4		ug/L		104	78 - 131
1,2-Dichloropropane	10.0	10.1		ug/L		101	81 - 115
cis-1,3-Dichloropropene	10.0	9.32		ug/L		93	61 - 115
trans-1,3-Dichloropropene	10.0	9.93		ug/L		99	58 - 117
Ethylbenzene	10.0	9.86		ug/L		99	83 - 112
2-Hexanone	20.0	21.2		ug/L		106	55 - 133
Methylene Chloride	10.0	9.82		ug/L		98	66 - 131
4-Methyl-2-pentanone (MIBK)	20.0	20.8		ug/L		104	63 - 128
Styrene	10.0	10.1		ug/L		101	79 - 114
1,1,2,2-Tetrachloroethane	10.0	10.2		ug/L		102	68 - 118
Tetrachloroethene	10.0	9.35		ug/L		94	79 - 114
Toluene	10.0	10.1		ug/L		101	84 - 111
Trichloroethene	10.0	9.47		ug/L		95	76 - 117
Vinyl chloride	10.0	7.61		ug/L		76	53 - 127
Xylenes, Total	30.0	29.5		ug/L		98	83 - 112
1,1,1-Trichloroethane	10.0	10.1		ug/L		101	74 - 118
1,1,2-Trichloroethane	10.0	10.2		ug/L		102	80 - 112
Cyclohexane	10.0	9.76		ug/L		98	54 - 121
1,2-Dibromo-3-Chloropropane	10.0	9.20		ug/L		92	42 - 136
Ethylene Dibromide	10.0	10.0		ug/L		100	79 - 113
Dichlorodifluoromethane	10.0	6.85		ug/L		69	19 - 129
cis-1,2-Dichloroethene	10.0	9.66		ug/L		97	80 - 113
trans-1,2-Dichloroethene	10.0	9.79		ug/L		98	83 - 117
Isopropylbenzene	10.0	9.62		ug/L		96	75 - 114
Methyl acetate	10.0	9.63	J	ug/L		96	58 - 131

Client: Conestoga-Rovers & Associates, Inc.
Project/Site: 17324, RACER MTM

TestAmerica Job ID: 240-7039-1

Method: 8260B - Volatile Organic Compounds (GC/MS) (Continued)

Lab Sample ID: LCS 240-28129/4
Matrix: Water
Analysis Batch: 28129

Client Sample ID: Lab Control Sample
Prep Type: Total/NA

Analyte	Spike Added	LCS Result	LCS Qualifier	Unit	D	%Rec	%Rec. Limits
Methyl tert-butyl ether	10.0	9.32		ug/L		93	52 - 144
1,1,2-Trichloro-1,2,2-trifluoroethane	10.0	11.3		ug/L		113	74 - 151
1,2,4-Trichlorobenzene	10.0	7.55		ug/L		76	48 - 135
1,2-Dichlorobenzene	10.0	9.56		ug/L		96	81 - 110
1,3-Dichlorobenzene	10.0	9.45		ug/L		95	80 - 110
1,4-Dichlorobenzene	10.0	9.48		ug/L		95	82 - 110
Trichlorofluoromethane	10.0	12.2		ug/L		122	49 - 157
Chlorodibromomethane	10.0	10.3		ug/L		103	64 - 119
Methylcyclohexane	10.0	10.4		ug/L		104	56 - 127
m-Xylene & p-Xylene	20.0	19.8		ug/L		99	83 - 113
o-Xylene	10.0	9.67		ug/L		97	83 - 113

Surrogate	*LCS %Recovery*	*LCS Qualifier*	*Limits*
1,2-Dichloroethane-d4 (Surr)	*109*		*63 - 129*
4-Bromofluorobenzene (Surr)	*105*		*66 - 117*
Toluene-d8 (Surr)	*105*		*74 - 115*
Dibromofluoromethane (Surr)	*101*		*75 - 121*

QC Association Summary

Client: Conestoga-Rovers & Associates, Inc.
Project/Site: 17324, RACER MTM

TestAmerica Job ID: 240-7039-1

GC/MS VOA

Analysis Batch: 28129

Lab Sample ID	Client Sample ID	Prep Type	Matrix	Method	Prep Batch
240-7039-1	GW-017324-121511-TP-01	Total/NA	Water	8260B	
240-7039-2	TB-017324-121511-TP-01	Total/NA	Water	8260B	
LCS 240-28129/4	Lab Control Sample	Total/NA	Water	8260B	
MB 240-28129/5	Method Blank	Total/NA	Water	8260B	

Lab Chronicle

Client: Conestoga-Rovers & Associates, Inc.
Project/Site: 17324, RACER MTM

TestAmerica Job ID: 240-7039-1

Client Sample ID: GW-017324-121511-TP-01

Lab Sample ID: 240-7039-1

Date Collected: 12/15/11 13:42

Matrix: Water

Date Received: 12/16/11 09:45

Prep Type	Batch Type	Batch Method	Run	Dilution Factor	Batch Number	Prepared or Analyzed	Analyst	Lab
Total/NA	Analysis	8260B		1	28129	12/26/11 20:43	LW	TAL NC

Client Sample ID: TB-017324-121511-TP-01

Lab Sample ID: 240-7039-2

Date Collected: 12/15/11 15:30

Matrix: Water

Date Received: 12/16/11 09:45

Prep Type	Batch Type	Batch Method	Run	Dilution Factor	Batch Number	Prepared or Analyzed	Analyst	Lab
Total/NA	Analysis	8260B		1	28129	12/26/11 21:05	LW	TAL NC

Laboratory References:

TAL NC = TestAmerica North Canton, 4101 Shuffel Street NW, North Canton, OH 44720, TEL (330)497-9396

Certification Summary

Client: Conestoga-Rovers & Associates, Inc.
Project/Site: 17324, RACER MTM

TestAmerica Job ID: 240-7039-1

Laboratory	Authority	Program	EPA Region	Certification ID
TestAmerica North Canton	ACLASS	DoD ELAP		ADE-1437
TestAmerica North Canton	California	NELAC	9	01144CA
TestAmerica North Canton	Connecticut	State Program	1	PH-0590
TestAmerica North Canton	Florida	NELAC	4	E87225
TestAmerica North Canton	Georgia	Georgia EPD	4	N/A
TestAmerica North Canton	Illinois	NELAC	5	200004
TestAmerica North Canton	Kansas	NELAC	7	E-10336
TestAmerica North Canton	Kentucky	State Program	4	58
TestAmerica North Canton	Minnesota	NELAC	5	039-999-348
TestAmerica North Canton	Nevada	State Program	9	OH-000482008A
TestAmerica North Canton	New Jersey	NELAC	2	OH001
TestAmerica North Canton	New York	NELAC	2	10975
TestAmerica North Canton	Ohio	OVAP	5	CL0024
TestAmerica North Canton	Pennsylvania	NELAC	3	68-00340
TestAmerica North Canton	USDA	USDA		P330-11-00328
TestAmerica North Canton	Virginia	NELAC Secondary AB	3	460175
TestAmerica North Canton	West Virginia	West Virginia DEP	3	210
TestAmerica North Canton	Wisconsin	State Program	5	999518190

Accreditation may not be offered or required for all methods and analytes reported in this package. Please contact your project manager for the laboratory's current list of certified methods and analytes.

CONESTOGA-ROVERS & ASSOCIATES

6520 Corporate Drive
Indianapolis, Indiana 46278
(317) 291-7007 phone
(317) 328-2666 fax

CHAIN-OF-CUSTODY RECORD

SHIPPED TO (Laboratory Name): TA - North Canton, OH

REFERENCE NUMBER: 017324-T07

PROJECT NAME: MTM

SAMPLER'S SIGNATURE: [signature] **PRINTED NAME:** Tim Franger

SEQ. No.	DATE	TIME	SAMPLE IDENTIFICATION No.	SAMPLE MATRIX	No. OF CONTAINERS	PARAMETERS: 1,4-D	REMARKS
1	12/15/11	1342	GW-017324-121511-TP-001	Water	3	X	
2	12/15/11	1530	TB-017324-121511-TP-001	Water	1	X	
			TOTAL NUMBER OF CONTAINERS		4		

RELINQUISHED BY: ① [signature]	DATE: 12/15/11 TIME: 1700	RECEIVED BY: ②	DATE: TIME:
RELINQUISHED BY: ②	DATE: TIME:	RECEIVED BY: ③	DATE: TIME:
RELINQUISHED BY: ③	DATE: TIME:	RECEIVED BY: ④	DATE: TIME:

METHOD OF SHIPMENT: FedEx **TRACKING No.** 8754 2216 4937

White -Fully Executed Copy
Yellow -Receiving Laboratory Copy
Pink -Shipper Copy
Goldenrod -Sampler Copy

SAMPLE TEAM: Tim Franger, Tim Bolint

RECEIVED FOR LABORATORY BY: [signature] DATE: 12-16-11 TIME: 945

2721

400001-00(SOURCE)GN-CO007

12/27/2011

TestAmerica Cooler Receipt Form/Narrative **Lot Number:** #7039
North Canton Facility

Client CLA Project _____ By: J Vance
Cooler Received on 12.16.11 Opened on 12.16.11 (Signature)
~~FedEx~~ UPS DHL FAS Stetson Client Drop Off TestAmerica Courier Other _____
TestAmerica Cooler # AL620 Multiple Coolers Foam Box Client Cooler Other _____

1. Were custody seals on the outside of the cooler(s)? Yes ~~No~~ Intact? Yes No ~~NA~~
   If YES, Quantity _____ Quantity Unsalvageable _____
   Were custody seals on the outside of cooler(s) signed and dated? Yes No ~~NA~~
   Were custody seals on the bottle(s)? Yes No
   If YES, are there any exceptions? _____
2. Shippers' packing slip attached to the cooler(s)? ~~Yes~~ No
3. Did custody papers accompany the sample(s)? ~~Yes~~ No Relinquished by client? ~~Yes~~ No
4. Were the custody papers signed in the appropriate place? ~~Yes~~ No
5. Packing material used: Bubble Wrap Foam None Other _____
6. Cooler temperature upon receipt 1.8 °C See back of form for multiple coolers/temps
   METHOD: ~~IR~~ Other _____
   COOLANT: ~~Wet Ice~~ Blue Ice Dry Ice Water None
7. Did all bottles arrive in good condition (Unbroken)? ~~Yes~~ No
8. Could all bottle labels be reconciled with the COC? ~~Yes~~ No
9. Were sample(s) at the correct pH upon receipt? Yes No ~~NA~~
10. Were correct bottle(s) used for the test(s) indicated? ~~Yes~~ No
11. Were air bubbles >6 mm in any VOA vials? Yes ~~No~~ NA
12. Sufficient quantity received to perform indicated analyses? ~~Yes~~ No
13. Was a trip blank present in the cooler(s)? ~~Yes~~ No Were VOAs on the COC? ~~Yes~~ No

Contacted PM _____ Date _____ by _____ via Verbal Voice Mail Other
Concerning

14. CHAIN OF CUSTODY

The following discrepancies occurred:

15. SAMPLE CONDITION

Sample(s) _____ were received after the recommended holding time had expired.
Sample(s) _____ were received in a broken container.
Sample(s) _____ were received with bubble >6 mm in diameter. (Notify PM)

16. SAMPLE PRESERVATION

Sample(s) _____ were further preserved in Sample Receiving to meet recommended pH level(s). *Nitric Acid Lot# 110410-HNO_3; Sulfuric Acid Lot# 041911-H_2SO_4; Sodium Hydroxide Lot# 121809 -NaOH; Hydrochloric Acid Lot# 041911-HCl; Sodium Hydroxide and Zinc Acetate Lot#* 100108-*$(CH_3COO)_2ZN$/NaOH*. What time was preserved added to sample(s)? _____

Client ID	pH	Date	Initials

TestAmerica Cooler Receipt Form/Narrative
North Canton Facility

Client ID	pH	Date	Initials

Cooler #	Temp. °C	Method	Coolant

Discrepancies Cont'd:

Login Sample Receipt Checklist

Client: Conestoga-Rovers & Associates, Inc.

Job Number: 240-7039-1

Login Number: 7039

List Number: 1

Creator: Maddux, Ann

List Source: TestAmerica North Canton

Question	Answer	Comment
Radioactivity either was not measured or, if measured, is at or below background	N/A	
The cooler's custody seal, if present, is intact.	True	
The cooler or samples do not appear to have been compromised or tampered with.	True	
Samples were received on ice.	True	
Cooler Temperature is acceptable.	True	
Cooler Temperature is recorded.	True	1.8
COC is present.	True	
COC is filled out in ink and legible.	True	
COC is filled out with all pertinent information.	True	
Is the Field Sampler's name present on COC?	True	
There are no discrepancies between the sample IDs on the containers and the COC.	True	
Samples are received within Holding Time.	True	
Sample containers have legible labels.	True	
Containers are not broken or leaking.	True	
Sample collection date/times are provided.	True	
Appropriate sample containers are used.	True	
Sample bottles are completely filled.	True	
Sample Preservation Verified.	True	
There is sufficient vol. for all requested analyses, incl. any requested MS/MSDs	True	
VOA sample vials do not have headspace or bubble is <6mm (1/4") in diameter.	True	
Multiphasic samples are not present.	True	
Samples do not require splitting or compositing.	True	
Residual Chlorine Checked.	N/A	

TestAmerica

THE LEADER IN ENVIRONMENTAL TESTING



ANALYTICAL REPORT

TestAmerica Laboratories, Inc.
TestAmerica Canton
4101 Shuffel Street NW
North Canton, OH 44720
Tel: (330)497-9396

TestAmerica Job ID: 240-21031-1
Client Project/Site: 017324-T07-017, RACER Former MTM

For:
Conestoga-Rovers & Associates, Inc.
6520 Corporate Drive
Indianapolis, Indiana 46278

Attn: Mr. Michael Richardson

Denise D Heckler

Authorized for release by:
2/26/2013 3:47:38 PM

Denise Heckler
Project Manager II
denise.heckler@testamericainc.com

LINKS

Review your project results through TotalAccess

Have a Question? Ask The Expert

Visit us at: www.testamericainc.com

This report has been electronically signed and authorized by the signatory. Electronic signature is intended to be the legally binding equivalent of a traditionally handwritten signature.

Results relate only to the items tested and the sample(s) as received by the laboratory.

Table of Contents

Cover Page 1
Table of Contents 2
Definitions/Glossary 3
Case Narrative 4
Method Summary 6
Sample Summary 7
Detection Summary 8
Client Sample Results 12
Surrogate Summary 34
QC Sample Results 35
QC Association Summary 44
Lab Chronicle 47
Certification Summary 51
Chain of Custody 52

Qualifiers

GC/MS VOA

Qualifier	Qualifier Description
U	Indicates the analyte was analyzed for but not detected.
J	Result is less than the RL but greater than or equal to the MDL and the concentration is an approximate value.
B	Compound was found in the blank and sample.

GC/MS Semi VOA

Qualifier	Qualifier Description
U	Indicates the analyte was analyzed for but not detected.
J	Result is less than the RL but greater than or equal to the MDL and the concentration is an approximate value.

GC Semi VOA

Qualifier	Qualifier Description
U	Indicates the analyte was analyzed for but not detected.
J	Result is less than the RL but greater than or equal to the MDL and the concentration is an approximate value.

Metals

Qualifier	Qualifier Description
U	Indicates the analyte was analyzed for but not detected.
B	Compound was found in the blank and sample.
J	Result is less than the RL but greater than or equal to the MDL and the concentration is an approximate value.

General Chemistry

Qualifier	Qualifier Description
U	Indicates the analyte was analyzed for but not detected.
J	Result is less than the RL but greater than or equal to the MDL and the concentration is an approximate value.

Glossary

Abbreviation	These commonly used abbreviations may or may not be present in this report.
☼	Listed under the "D" column to designate that the result is reported on a dry weight basis
%R	Percent Recovery
CNF	Contains no Free Liquid
DER	Duplicate error ratio (normalized absolute difference)
DL, RA, RE, IN	Indicates a Dilution, Reanalysis, Re-extraction, or additional Initial metals/anion analysis of the sample
DLC	Decision level concentration
EDL	Estimated Detection Limit
EPA	United States Environmental Protection Agency
MDA	Minimum detectable activity
MDC	Minimum detectable concentration
MDL	Method Detection Limit
ML	Minimum Level (Dioxin)
ND	Not detected at the reporting limit (or MDL or EDL if shown)
PQL	Practical Quantitation Limit
QC	Quality Control
RER	Relative error ratio
RL	Reporting Limit or Requested Limit (Radiochemistry)
RPD	Relative Percent Difference, a measure of the relative difference between two points
TEF	Toxicity Equivalent Factor (Dioxin)
TEQ	Toxicity Equivalent Quotient (Dioxin)

Job ID: 240-21031-1

Laboratory: TestAmerica Canton

Narrative

CASE NARRATIVE

Client: Conestoga-Rovers & Associates, Inc.

Project: 017324-T07-017, RACER Former MTM

Report Number: 240-21031-1

With the exceptions noted as flags or footnotes, standard analytical protocols were followed in the analysis of the samples and no problems were encountered or anomalies observed. In addition all laboratory quality control samples were within established control limits, with any exceptions noted below. Each sample was analyzed to achieve the lowest possible reporting limit within the constraints of the method. In some cases, due to interference or analytes present at high concentrations, samples were diluted. For diluted samples, the reporting limits are adjusted relative to the dilution required.

TestAmerica Canton attests to the validity of the laboratory data generated by TestAmerica facilities reported herein. All analyses performed by TestAmerica facilities were done using established laboratory SOPs that incorporate QA/QC procedures described in the application methods. TestAmerica's operations groups have reviewed the data for compliance with the laboratory QA/QC plan, and data have been found to be compliant with laboratory protocols unless otherwise noted below.

The test results in this report meet all NELAP requirements for parameters for which accreditation is required or available. Any exceptions to NELAP requirements are noted in this report. Pursuant to NELAP, this report may not be reproduced, except in full, without the written approval of the laboratory.

Calculations are performed before rounding to avoid round-off errors in calculated results.

All holding times were met and proper preservation noted for the methods performed on these samples, unless otherwise detailed in the individual sections below.

All solid sample results are reported on an "as received" basis unless otherwise indicated by the presence of a % solids value in the method header.

This laboratory report is confidential and is intended for the sole use of TestAmerica and its client.

RECEIPT

The samples were received on 02/14/2013; the samples arrived in good condition, properly preserved and on ice. The temperature of the coolers at receipt was 4.6 C.

Sample IDs reflect January collection dates beginning on page 2 of the chain of custody. The dates should be February and are logged as such. A revised chain of custody was not provided.

VOLATILE ORGANIC COMPOUNDS (GC-MS)

Samples S-021213-SM-041 (240-21031-41), S-021213-SM-042 (240-21031-42) and S-021213-SM-043 (240-21031-43) were analyzed for volatile organic compounds (GC-MS) in accordance with EPA SW-846 Method 8260B. The samples were prepared on 02/14/2013 and analyzed on 02/15/2013.

2-Hexanone, Acetone and Methylene Chloride were detected in method blank MB 240-75416/6 at levels that were above the method detection limit but below the reporting limit. The values should be considered estimates, and have been flagged "J". If the associated sample reported a result above the MDL and/or RL, the result has been "B" flagged.

No other difficulties were encountered during the VOCs analyses.

All other quality control parameters were within the acceptance limits.

Job ID: 240-21031-1 (Continued)

Laboratory: TestAmerica Canton (Continued)

SEMIVOLATILE ORGANIC COMPOUNDS (GC-MS)

Samples S-021213-SM-041 (240-21031-41), S-021213-SM-042 (240-21031-42) and S-021213-SM-043 (240-21031-43) were analyzed for semivolatile organic compounds (GC-MS) in accordance with EPA SW-846 Method 8270C. The samples were prepared on 02/19/2013 and analyzed on 02/25/2013.

No difficulties were encountered during the SVOCs analyses.

All quality control parameters were within the acceptance limits.

POLYCHLORINATED BIPHENYLS (PCBS)

Samples S-021213-SM-041 (240-21031-41), S-021213-SM-042 (240-21031-42) and S-021213-SM-043 (240-21031-43) were analyzed for polychlorinated biphenyls (PCBs) in accordance with EPA SW-846 Method 8082. The samples were prepared on 02/18/2013 and analyzed on 02/20/2013.

No difficulties were encountered during the PCBs analyses.

All other quality control parameters were within the acceptance limits.

TOTAL METALS (ICP)

Samples S-021113-SM-001 (240-21031-1), S-021113-SM-004 (240-21031-4), S-021113-SM-010 (240-21031-10), S-021213-SM-019 (240-21031-19), S-021213-SM-020 (240-21031-20), S-021213-SM-025 (240-21031-25), S-021213-SM-026 (240-21031-26), S-021213-SM-031 (240-21031-31), S-021213-SM-037 (240-21031-37), S-021213-SM-038 (240-21031-38), S-021213-SM-041 (240-21031-41), S-021213-SM-042 (240-21031-42) and S-021213-SM-043 (240-21031-43) were analyzed for total metals (ICP) in accordance with EPA SW-846 Method 6010B. The samples were prepared on 02/14/2013 and analyzed on 02/15/2013 and 02/18/2013.

Barium, Calcium and Manganese were detected in method blank MB 240-75344/1-A at levels that were above the method detection limit but below the reporting limit. The values should be considered estimates, and have been flagged “J”. If the associated sample reported a result above the MDL and/or RL, the result has been “B” flagged.

Samples S-021213-SM-041 (240-21031-41)[5X], S-021213-SM-042 (240-21031-42)[5X] and S-021213-SM-043 (240-21031-43)[5X] required dilution prior to analysis due to the nature of the sample matrix. The reporting limits have been adjusted accordingly.

No other difficulties were encountered during the metals analyses.

All other quality control parameters were within the acceptance limits.

TOTAL MERCURY

Samples S-021213-SM-041 (240-21031-41), S-021213-SM-042 (240-21031-42) and S-021213-SM-043 (240-21031-43) were analyzed for total mercury in accordance with EPA SW-846 Method 7471A. The samples were prepared on 02/18/2013 and analyzed on 02/20/2013.

No difficulties were encountered during the mercury analyses.

All other quality control parameters were within the acceptance limits.

TOTAL CYANIDE

Samples S-021213-SM-041 (240-21031-41), S-021213-SM-042 (240-21031-42) and S-021213-SM-043 (240-21031-43) were analyzed for total and amenable cyanide in accordance with EPA SW-846 Method 9012A. The samples were prepared and analyzed on 02/19/2013.

No difficulties were encountered during the cyanide analyses.

All quality control parameters were within the acceptance limits.

Method Summary

Client: Conestoga-Rovers & Associates, Inc.
Project/Site: 017324-T07-017, RACER Former MTM

TestAmerica Job ID: 240-21031-1

Method	Method Description	Protocol	Laboratory
8260B	Volatile Organic Compounds (GC/MS)	SW846	TAL NC
8270C	Semivolatile Organic Compounds (GC/MS)	SW846	TAL NC
8082	Polychlorinated Biphenyls (PCBs) by Gas Chromatography	SW846	TAL NC
6010B	Metals (ICP)	SW846	TAL NC
7471A	Mercury (CVAA)	SW846	TAL NC
9012A	Cyanide, Total and/or Amenable	SW846	TAL NC
Moisture	Percent Moisture	EPA	TAL NC

Protocol References:

EPA = US Environmental Protection Agency

SW846 = "Test Methods For Evaluating Solid Waste, Physical/Chemical Methods", Third Edition, November 1986 And Its Updates.

Laboratory References:

TAL NC = TestAmerica Canton, 4101 Shuffel Street NW, North Canton, OH 44720, TEL (330)497-9396

Sample Summary

Client: Conestoga-Rovers & Associates, Inc.
Project/Site: 017324-T07-017, RACER Former MTM

TestAmerica Job ID: 240-21031-1

Lab Sample ID	Client Sample ID	Matrix	Collected	Received
240-21031-1	S-021113-SM-001	Solid	02/11/13 14:50	02/14/13 07:45
240-21031-4	S-021113-SM-004	Solid	02/11/13 15:10	02/14/13 07:45
240-21031-10	S-021113-SM-010	Solid	02/11/13 15:42	02/14/13 07:45
240-21031-19	S-021213-SM-019	Solid	02/12/13 08:00	02/14/13 07:45
240-21031-20	S-021213-SM-020	Solid	02/12/13 08:01	02/14/13 07:45
240-21031-25	S-021213-SM-025	Solid	02/12/13 09:28	02/14/13 07:45
240-21031-26	S-021213-SM-026	Solid	02/12/13 09:29	02/14/13 07:45
240-21031-31	S-021213-SM-031	Solid	02/12/13 10:13	02/14/13 07:45
240-21031-37	S-021213-SM-037	Solid	02/12/13 10:33	02/14/13 07:45
240-21031-38	S-021213-SM-038	Solid	02/12/13 10:34	02/14/13 07:45
240-21031-41	S-021213-SM-041	Solid	02/13/13 08:22	02/14/13 07:45
240-21031-42	S-021213-SM-042	Solid	02/13/13 08:23	02/14/13 07:45
240-21031-43	S-021213-SM-043	Solid	02/13/13 08:25	02/14/13 07:45

Detection Summary

Client: Conestoga-Rovers & Associates, Inc.
Project/Site: 017324-T07-017, RACER Former MTM

TestAmerica Job ID: 240-21031-1

Client Sample ID: S-021113-SM-001 — Lab Sample ID: 240-21031-1

Analyte	Result	Qualifier	RL	MDL	Unit	Dil Fac	D	Method	Prep Type
Lead	350		0.34	0.22	mg/Kg	1	☼	6010B	Total/NA

Client Sample ID: S-021113-SM-004 — Lab Sample ID: 240-21031-4

Analyte	Result	Qualifier	RL	MDL	Unit	Dil Fac	D	Method	Prep Type
Lead	65		0.33	0.21	mg/Kg	1	☼	6010B	Total/NA

Client Sample ID: S-021113-SM-010 — Lab Sample ID: 240-21031-10

Analyte	Result	Qualifier	RL	MDL	Unit	Dil Fac	D	Method	Prep Type
Lead	7.6		0.27	0.17	mg/Kg	1	☼	6010B	Total/NA

Client Sample ID: S-021213-SM-019 — Lab Sample ID: 240-21031-19

Analyte	Result	Qualifier	RL	MDL	Unit	Dil Fac	D	Method	Prep Type
Lead	29		0.32	0.20	mg/Kg	1	☼	6010B	Total/NA

Client Sample ID: S-021213-SM-020 — Lab Sample ID: 240-21031-20

Analyte	Result	Qualifier	RL	MDL	Unit	Dil Fac	D	Method	Prep Type
Lead	37		0.30	0.19	mg/Kg	1	☼	6010B	Total/NA

Client Sample ID: S-021213-SM-025 — Lab Sample ID: 240-21031-25

Analyte	Result	Qualifier	RL	MDL	Unit	Dil Fac	D	Method	Prep Type
Lead	4.7		0.31	0.20	mg/Kg	1	☼	6010B	Total/NA

Client Sample ID: S-021213-SM-026 — Lab Sample ID: 240-21031-26

Analyte	Result	Qualifier	RL	MDL	Unit	Dil Fac	D	Method	Prep Type
Lead	6.5		0.27	0.17	mg/Kg	1	☼	6010B	Total/NA

Client Sample ID: S-021213-SM-031 — Lab Sample ID: 240-21031-31

Analyte	Result	Qualifier	RL	MDL	Unit	Dil Fac	D	Method	Prep Type
Lead	14		0.35	0.22	mg/Kg	1	☼	6010B	Total/NA

Client Sample ID: S-021213-SM-037 — Lab Sample ID: 240-21031-37

Analyte	Result	Qualifier	RL	MDL	Unit	Dil Fac	D	Method	Prep Type
Lead	68		0.32	0.20	mg/Kg	1	☼	6010B	Total/NA

Client Sample ID: S-021213-SM-038 — Lab Sample ID: 240-21031-38

Analyte	Result	Qualifier	RL	MDL	Unit	Dil Fac	D	Method	Prep Type
Lead	8.2		0.26	0.17	mg/Kg	1	☼	6010B	Total/NA

Client Sample ID: S-021213-SM-041 — Lab Sample ID: 240-21031-41

This Detection Summary does not include radiochemical test results.

Client Sample ID: S-021213-SM-041 (Continued)

Lab Sample ID: 240-21031-41

Analyte	Result	Qualifier	RL	MDL	Unit	Dil Fac	D	Method	Prep Type
1,1-Dichloroethane	3.8	J	3.9	0.28	ug/Kg	1	☼	8260B	Total/NA
1,1-Dichloroethene	1.9	J	3.9	0.41	ug/Kg	1	☼	8260B	Total/NA
Methylene Chloride	1.5	J B	3.9	0.53	ug/Kg	1	☼	8260B	Total/NA
4-Methyl-2-pentanone (MIBK)	0.46	J	16	0.42	ug/Kg	1	☼	8260B	Total/NA
Styrene	0.44	J	3.9	0.12	ug/Kg	1	☼	8260B	Total/NA
Tetrachloroethene	1.2	J	3.9	0.41	ug/Kg	1	☼	8260B	Total/NA
Trichloroethene	0.43	J	3.9	0.33	ug/Kg	1	☼	8260B	Total/NA
1,1,1-Trichloroethane	26		3.9	0.44	ug/Kg	1	☼	8260B	Total/NA
Acenaphthene	5.6	J	7.4	3.7	ug/Kg	1	☼	8270C	Total/NA
Anthracene	10		7.4	3.7	ug/Kg	1	☼	8270C	Total/NA
Benzo[a]anthracene	30		7.4	3.7	ug/Kg	1	☼	8270C	Total/NA
Benzo[a]pyrene	32		7.4	3.7	ug/Kg	1	☼	8270C	Total/NA
Benzo[b]fluoranthene	43		7.4	3.7	ug/Kg	1	☼	8270C	Total/NA
Benzo[g,h,i]perylene	21		7.4	3.7	ug/Kg	1	☼	8270C	Total/NA
Benzo[k]fluoranthene	24		7.4	3.7	ug/Kg	1	☼	8270C	Total/NA
Chrysene	37		7.4	1.2	ug/Kg	1	☼	8270C	Total/NA
Dimethyl phthalate	26	J	56	19	ug/Kg	1	☼	8270C	Total/NA
Fluoranthene	69		7.4	3.7	ug/Kg	1	☼	8270C	Total/NA
Fluorene	4.4	J	7.4	3.7	ug/Kg	1	☼	8270C	Total/NA
Indeno[1,2,3-cd]pyrene	12		7.4	3.7	ug/Kg	1	☼	8270C	Total/NA
Phenanthrene	39		7.4	3.7	ug/Kg	1	☼	8270C	Total/NA
Pyrene	54		7.4	3.7	ug/Kg	1	☼	8270C	Total/NA
Aroclor-1254	21	J	37	19	ug/Kg	1	☼	8082	Total/NA
Aluminum	4900		21	10	mg/Kg	1	☼	6010B	Total/NA
Barium	41	B	21	0.076	mg/Kg	1	☼	6010B	Total/NA
Beryllium	0.18	J	0.54	0.046	mg/Kg	1	☼	6010B	Total/NA
Calcium	120000	B	2700	86	mg/Kg	5	☼	6010B	Total/NA
Cadmium	0.30		0.21	0.039	mg/Kg	1	☼	6010B	Total/NA
Cobalt	4.5	J	5.4	0.17	mg/Kg	1	☼	6010B	Total/NA
Chromium	8.5		0.54	0.21	mg/Kg	1	☼	6010B	Total/NA
Copper	13		13	4.0	mg/Kg	5	☼	6010B	Total/NA
Iron	11000		11	5.2	mg/Kg	1	☼	6010B	Total/NA
Potassium	1100		540	6.6	mg/Kg	1	☼	6010B	Total/NA
Magnesium	40000		540	5.5	mg/Kg	1	☼	6010B	Total/NA
Manganese	200	B	1.6	0.079	mg/Kg	1	☼	6010B	Total/NA
Sodium	150	J	540	71	mg/Kg	1	☼	6010B	Total/NA
Nickel	15		4.3	0.29	mg/Kg	1	☼	6010B	Total/NA
Vanadium	12		5.4	0.13	mg/Kg	1	☼	6010B	Total/NA
Zinc	41		2.1	1.1	mg/Kg	1	☼	6010B	Total/NA
Arsenic	5.6		1.1	0.32	mg/Kg	1	☼	6010B	Total/NA
Lead	5.1		0.32	0.20	mg/Kg	1	☼	6010B	Total/NA
Mercury	0.071	J	0.11	0.017	mg/Kg	1	☼	7471A	Total/NA

Client Sample ID: S-021213-SM-042

Lab Sample ID: 240-21031-42

Analyte	Result	Qualifier	RL	MDL	Unit	Dil Fac	D	Method	Prep Type
Methylene Chloride	0.73	J B	4.3	0.57	ug/Kg	1	☼	8260B	Total/NA
Benzo[a]anthracene	12		7.6	3.8	ug/Kg	1	☼	8270C	Total/NA
Benzo[a]pyrene	19		7.6	3.8	ug/Kg	1	☼	8270C	Total/NA
Benzo[b]fluoranthene	20		7.6	3.8	ug/Kg	1	☼	8270C	Total/NA

This Detection Summary does not include radiochemical test results.

Client Sample ID: S-021213-SM-042 (Continued)

Lab Sample ID: 240-21031-42

Analyte	Result	Qualifier	RL	MDL	Unit	Dil Fac	D	Method	Prep Type
Benzo[g,h,i]perylene	23		7.6	3.8	ug/Kg	1	☼	8270C	Total/NA
Butyl benzyl phthalate	16	J	57	11	ug/Kg	1	☼	8270C	Total/NA
Chrysene	21		7.6	1.3	ug/Kg	1	☼	8270C	Total/NA
Fluoranthene	25		7.6	3.8	ug/Kg	1	☼	8270C	Total/NA
Phenanthrene	22		7.6	3.8	ug/Kg	1	☼	8270C	Total/NA
Pyrene	31		7.6	3.8	ug/Kg	1	☼	8270C	Total/NA
Aluminum	8000		18	8.6	mg/Kg	1	☼	6010B	Total/NA
Barium	52	B	18	0.063	mg/Kg	1	☼	6010B	Total/NA
Beryllium	0.35	J	0.45	0.038	mg/Kg	1	☼	6010B	Total/NA
Calcium	97000	B	2200	71	mg/Kg	5	☼	6010B	Total/NA
Cadmium	0.20		0.18	0.032	mg/Kg	1	☼	6010B	Total/NA
Cobalt	11		4.5	0.14	mg/Kg	1	☼	6010B	Total/NA
Chromium	14		0.45	0.18	mg/Kg	1	☼	6010B	Total/NA
Copper	19		11	3.3	mg/Kg	5	☼	6010B	Total/NA
Iron	13000		8.9	4.4	mg/Kg	1	☼	6010B	Total/NA
Potassium	2400		450	5.5	mg/Kg	1	☼	6010B	Total/NA
Magnesium	29000		450	4.6	mg/Kg	1	☼	6010B	Total/NA
Manganese	290	B	1.3	0.066	mg/Kg	1	☼	6010B	Total/NA
Sodium	170	J	450	59	mg/Kg	1	☼	6010B	Total/NA
Nickel	26		3.6	0.24	mg/Kg	1	☼	6010B	Total/NA
Vanadium	20		4.5	0.11	mg/Kg	1	☼	6010B	Total/NA
Zinc	39		1.8	0.89	mg/Kg	1	☼	6010B	Total/NA
Arsenic	4.8		0.89	0.27	mg/Kg	1	☼	6010B	Total/NA
Lead	6.6		0.27	0.17	mg/Kg	1	☼	6010B	Total/NA
Selenium	0.50		0.45	0.40	mg/Kg	1	☼	6010B	Total/NA
Thallium	0.73	J	0.89	0.49	mg/Kg	1	☼	6010B	Total/NA
Mercury	0.078	J	0.13	0.019	mg/Kg	1	☼	7471A	Total/NA

Client Sample ID: S-021213-SM-043

Lab Sample ID: 240-21031-43

Analyte	Result	Qualifier	RL	MDL	Unit	Dil Fac	D	Method	Prep Type
1,1-Dichloroethane	12		4.2	0.30	ug/Kg	1	☼	8260B	Total/NA
1,2-Dichloroethane	0.36	J	4.2	0.29	ug/Kg	1	☼	8260B	Total/NA
1,1-Dichloroethene	5.1		4.2	0.44	ug/Kg	1	☼	8260B	Total/NA
Methylene Chloride	1.3	J B	4.2	0.56	ug/Kg	1	☼	8260B	Total/NA
1,1,1-Trichloroethane	59		4.2	0.47	ug/Kg	1	☼	8260B	Total/NA
Fluoranthene	8.9		7.3	3.6	ug/Kg	1	☼	8270C	Total/NA
Pyrene	7.5		7.3	3.6	ug/Kg	1	☼	8270C	Total/NA
Aluminum	3700		17	8.0	mg/Kg	1	☼	6010B	Total/NA
Barium	29	B	17	0.059	mg/Kg	1	☼	6010B	Total/NA
Beryllium	0.11	J	0.42	0.036	mg/Kg	1	☼	6010B	Total/NA
Calcium	120000	B	2100	67	mg/Kg	5	☼	6010B	Total/NA
Cadmium	0.29		0.17	0.030	mg/Kg	1	☼	6010B	Total/NA
Cobalt	4.3		4.2	0.13	mg/Kg	1	☼	6010B	Total/NA
Chromium	6.3		0.42	0.17	mg/Kg	1	☼	6010B	Total/NA
Copper	12		10	3.1	mg/Kg	5	☼	6010B	Total/NA
Iron	9400		8.4	4.1	mg/Kg	1	☼	6010B	Total/NA
Potassium	820		420	5.2	mg/Kg	1	☼	6010B	Total/NA
Magnesium	35000		420	4.3	mg/Kg	1	☼	6010B	Total/NA
Manganese	260	B	1.3	0.062	mg/Kg	1	☼	6010B	Total/NA

This Detection Summary does not include radiochemical test results.

Client Sample ID: S-021213-SM-043 (Continued)

Lab Sample ID: 240-21031-43

Analyte	Result	Qualifier	RL	MDL	Unit	Dil Fac	D	Method	Prep Type
Sodium	130	J	420	55	mg/Kg	1	☼	6010B	Total/NA
Nickel	14		3.4	0.23	mg/Kg	1	☼	6010B	Total/NA
Vanadium	9.6		4.2	0.10	mg/Kg	1	☼	6010B	Total/NA
Zinc	37		1.7	0.84	mg/Kg	1	☼	6010B	Total/NA
Arsenic	5.6		0.84	0.25	mg/Kg	1	☼	6010B	Total/NA
Lead	4.7		0.25	0.16	mg/Kg	1	☼	6010B	Total/NA
Mercury	0.073	J	0.10	0.015	mg/Kg	1	☼	7471A	Total/NA
Cyanide, Total	0.12	J	0.53	0.11	mg/Kg	1	☼	9012A	Total/NA

This Detection Summary does not include radiochemical test results.

Client: Conestoga-Rovers & Associates, Inc.
Project/Site: 017324-T07-017, RACER Former MTM

TestAmerica Job ID: 240-21031-1

Client Sample ID: S-021113-SM-001
Date Collected: 02/11/13 14:50
Date Received: 02/14/13 07:45

Lab Sample ID: 240-21031-1
Matrix: Solid
Percent Solids: 79.3

Method: 6010B - Metals (ICP)

Analyte	Result	Qualifier	RL	MDL	Unit	D	Prepared	Analyzed	Dil Fac
Lead	350		0.34	0.22	mg/Kg	☼	02/14/13 11:35	02/15/13 18:11	1

Client: Conestoga-Rovers & Associates, Inc.
Project/Site: 017324-T07-017, RACER Former MTM

TestAmerica Job ID: 240-21031-1

Client Sample ID: S-021113-SM-004
Date Collected: 02/11/13 15:10
Date Received: 02/14/13 07:45

Lab Sample ID: 240-21031-4
Matrix: Solid
Percent Solids: 80.1

Method: 6010B - Metals (ICP)

Analyte	Result	Qualifier	RL	MDL	Unit	D	Prepared	Analyzed	Dil Fac
Lead	65		0.33	0.21	mg/Kg	☼	02/14/13 11:35	02/15/13 18:16	1

Client: Conestoga-Rovers & Associates, Inc.
Project/Site: 017324-T07-017, RACER Former MTM

TestAmerica Job ID: 240-21031-1

Client Sample ID: S-021113-SM-010
Date Collected: 02/11/13 15:42
Date Received: 02/14/13 07:45

Lab Sample ID: 240-21031-10
Matrix: Solid
Percent Solids: 87.5

Method: 6010B - Metals (ICP)

Analyte	Result	Qualifier	RL	MDL	Unit	D	Prepared	Analyzed	Dil Fac
Lead	7.6		0.27	0.17	mg/Kg	☼	02/14/13 11:35	02/15/13 18:20	1

Client: Conestoga-Rovers & Associates, Inc.
Project/Site: 017324-T07-017, RACER Former MTM

TestAmerica Job ID: 240-21031-1

Client Sample ID: S-021213-SM-019
Date Collected: 02/12/13 08:00
Date Received: 02/14/13 07:45

Lab Sample ID: 240-21031-19
Matrix: Solid
Percent Solids: 87.0

Method: 6010B - Metals (ICP)

Analyte	Result	Qualifier	RL	MDL	Unit	D	Prepared	Analyzed	Dil Fac
Lead	29		0.32	0.20	mg/Kg	☼	02/14/13 11:35	02/15/13 18:24	1

Client: Conestoga-Rovers & Associates, Inc.
Project/Site: 017324-T07-017, RACER Former MTM

TestAmerica Job ID: 240-21031-1

Client Sample ID: S-021213-SM-020
Lab Sample ID: 240-21031-20
Date Collected: 02/12/13 08:01
Matrix: Solid
Date Received: 02/14/13 07:45
Percent Solids: 84.8

Method: 6010B - Metals (ICP)

Analyte	Result	Qualifier	RL	MDL	Unit	D	Prepared	Analyzed	Dil Fac
Lead	37		0.30	0.19	mg/Kg	☼	02/14/13 11:35	02/15/13 18:36	1

Client: Conestoga-Rovers & Associates, Inc.
Project/Site: 017324-T07-017, RACER Former MTM

TestAmerica Job ID: 240-21031-1

Client Sample ID: S-021213-SM-025
Date Collected: 02/12/13 09:28
Date Received: 02/14/13 07:45

Lab Sample ID: 240-21031-25
Matrix: Solid
Percent Solids: 89.5

Method: 6010B - Metals (ICP)

Analyte	Result	Qualifier	RL	MDL	Unit	D	Prepared	Analyzed	Dil Fac
Lead	4.7		0.31	0.20	mg/Kg	☼	02/14/13 11:35	02/15/13 17:56	1

Client: Conestoga-Rovers & Associates, Inc.
Project/Site: 017324-T07-017, RACER Former MTM

TestAmerica Job ID: 240-21031-1

Client Sample ID: S-021213-SM-026
Date Collected: 02/12/13 09:29
Date Received: 02/14/13 07:45

Lab Sample ID: 240-21031-26
Matrix: Solid
Percent Solids: 88.2

Method: 6010B - Metals (ICP)

Analyte	Result	Qualifier	RL	MDL	Unit	D	Prepared	Analyzed	Dil Fac
Lead	6.5		0.27	0.17	mg/Kg	☼	02/14/13 11:35	02/15/13 18:40	1

Client: Conestoga-Rovers & Associates, Inc.
Project/Site: 017324-T07-017, RACER Former MTM

TestAmerica Job ID: 240-21031-1

Client Sample ID: S-021213-SM-031
Date Collected: 02/12/13 10:13
Date Received: 02/14/13 07:45

Lab Sample ID: 240-21031-31
Matrix: Solid
Percent Solids: 83.0

Method: 6010B - Metals (ICP)

Analyte	Result	Qualifier	RL	MDL	Unit	D	Prepared	Analyzed	Dil Fac
Lead	14		0.35	0.22	mg/Kg	☼	02/14/13 11:35	02/15/13 18:44	1

Client: Conestoga-Rovers & Associates, Inc.
Project/Site: 017324-T07-017, RACER Former MTM

TestAmerica Job ID: 240-21031-1

Client Sample ID: S-021213-SM-037
Date Collected: 02/12/13 10:33
Date Received: 02/14/13 07:45

Lab Sample ID: 240-21031-37
Matrix: Solid
Percent Solids: 84.6

Method: 6010B - Metals (ICP)

Analyte	Result	Qualifier	RL	MDL	Unit	D	Prepared	Analyzed	Dil Fac
Lead	68		0.32	0.20	mg/Kg	☼	02/14/13 11:35	02/15/13 18:48	1

Client: Conestoga-Rovers & Associates, Inc.
Project/Site: 017324-T07-017, RACER Former MTM

TestAmerica Job ID: 240-21031-1

Client Sample ID: S-021213-SM-038
Date Collected: 02/12/13 10:34
Date Received: 02/14/13 07:45

Lab Sample ID: 240-21031-38
Matrix: Solid
Percent Solids: 88.0

Method: 6010B - Metals (ICP)

Analyte	Result	Qualifier	RL	MDL	Unit	D	Prepared	Analyzed	Dil Fac
Lead	8.2		0.26	0.17	mg/Kg	☼	02/14/13 11:35	02/15/13 18:52	1

Client: Conestoga-Rovers & Associates, Inc.
Project/Site: 017324-T07-017, RACER Former MTM

TestAmerica Job ID: 240-21031-1

Client Sample ID: S-021213-SM-041
Date Collected: 02/13/13 08:22
Date Received: 02/14/13 07:45

Lab Sample ID: 240-21031-41
Matrix: Solid
Percent Solids: 89.8

Method: 8260B - Volatile Organic Compounds (GC/MS)

Analyte	Result	Qualifier	RL	MDL	Unit	D	Prepared	Analyzed	Dil Fac
Acetone	16	U	16	4.9	ug/Kg	☼	02/14/13 18:52	02/15/13 07:34	1
Benzene	3.9	U	3.9	0.18	ug/Kg	☼	02/14/13 18:52	02/15/13 07:34	1
Dichlorobromomethane	3.9	U	3.9	0.22	ug/Kg	☼	02/14/13 18:52	02/15/13 07:34	1
Bromoform	3.9	U	3.9	0.26	ug/Kg	☼	02/14/13 18:52	02/15/13 07:34	1
Bromomethane	3.9	U	3.9	0.42	ug/Kg	☼	02/14/13 18:52	02/15/13 07:34	1
2-Butanone (MEK)	16	U	16	1.1	ug/Kg	☼	02/14/13 18:52	02/15/13 07:34	1
Carbon disulfide	3.9	U	3.9	0.35	ug/Kg	☼	02/14/13 18:52	02/15/13 07:34	1
Carbon tetrachloride	3.9	U	3.9	0.29	ug/Kg	☼	02/14/13 18:52	02/15/13 07:34	1
Chlorobenzene	3.9	U	3.9	0.26	ug/Kg	☼	02/14/13 18:52	02/15/13 07:34	1
Chloroethane	3.9	U	3.9	0.67	ug/Kg	☼	02/14/13 18:52	02/15/13 07:34	1
Chloroform	3.9	U	3.9	0.23	ug/Kg	☼	02/14/13 18:52	02/15/13 07:34	1
Chloromethane	3.9	U	3.9	0.32	ug/Kg	☼	02/14/13 18:52	02/15/13 07:34	1
1,1-Dichloroethane	**3.8**	**J**	3.9	0.28	ug/Kg	☼	02/14/13 18:52	02/15/13 07:34	1
1,2-Dichloroethane	3.9	U	3.9	0.27	ug/Kg	☼	02/14/13 18:52	02/15/13 07:34	1
1,1-Dichloroethene	**1.9**	**J**	3.9	0.41	ug/Kg	☼	02/14/13 18:52	02/15/13 07:34	1
1,2-Dichloropropane	3.9	U	3.9	0.54	ug/Kg	☼	02/14/13 18:52	02/15/13 07:34	1
cis-1,3-Dichloropropene	3.9	U	3.9	0.27	ug/Kg	☼	02/14/13 18:52	02/15/13 07:34	1
trans-1,3-Dichloropropene	3.9	U	3.9	0.42	ug/Kg	☼	02/14/13 18:52	02/15/13 07:34	1
Ethylbenzene	3.9	U	3.9	0.20	ug/Kg	☼	02/14/13 18:52	02/15/13 07:34	1
2-Hexanone	16	U	16	0.49	ug/Kg	☼	02/14/13 18:52	02/15/13 07:34	1
Methylene Chloride	**1.5**	**J B**	3.9	0.53	ug/Kg	☼	02/14/13 18:52	02/15/13 07:34	1
4-Methyl-2-pentanone (MIBK)	**0.46**	**J**	16	0.42	ug/Kg	☼	02/14/13 18:52	02/15/13 07:34	1
Styrene	**0.44**	**J**	3.9	0.12	ug/Kg	☼	02/14/13 18:52	02/15/13 07:34	1
1,1,2,2-Tetrachloroethane	3.9	U	3.9	0.27	ug/Kg	☼	02/14/13 18:52	02/15/13 07:34	1
Tetrachloroethene	**1.2**	**J**	3.9	0.41	ug/Kg	☼	02/14/13 18:52	02/15/13 07:34	1
Toluene	3.9	U	3.9	0.21	ug/Kg	☼	02/14/13 18:52	02/15/13 07:34	1
Trichloroethene	**0.43**	**J**	3.9	0.33	ug/Kg	☼	02/14/13 18:52	02/15/13 07:34	1
Vinyl chloride	3.9	U	3.9	0.31	ug/Kg	☼	02/14/13 18:52	02/15/13 07:34	1
Xylenes, Total	7.8	U	7.8	0.53	ug/Kg	☼	02/14/13 18:52	02/15/13 07:34	1
1,1,1-Trichloroethane	**26**		3.9	0.44	ug/Kg	☼	02/14/13 18:52	02/15/13 07:34	1
1,1,2-Trichloroethane	3.9	U	3.9	0.31	ug/Kg	☼	02/14/13 18:52	02/15/13 07:34	1
Cyclohexane	7.8	U	7.8	0.26	ug/Kg	☼	02/14/13 18:52	02/15/13 07:34	1
1,2-Dibromo-3-Chloropropane	7.8	U	7.8	1.0	ug/Kg	☼	02/14/13 18:52	02/15/13 07:34	1
Ethylene Dibromide	3.9	U	3.9	0.39	ug/Kg	☼	02/14/13 18:52	02/15/13 07:34	1
Dichlorodifluoromethane	3.9	U	3.9	0.39	ug/Kg	☼	02/14/13 18:52	02/15/13 07:34	1
cis-1,2-Dichloroethene	3.9	U	3.9	0.28	ug/Kg	☼	02/14/13 18:52	02/15/13 07:34	1
trans-1,2-Dichloroethene	3.9	U	3.9	0.32	ug/Kg	☼	02/14/13 18:52	02/15/13 07:34	1
Isopropylbenzene	3.9	U	3.9	0.13	ug/Kg	☼	02/14/13 18:52	02/15/13 07:34	1
Methyl acetate	7.8	U	7.8	1.1	ug/Kg	☼	02/14/13 18:52	02/15/13 07:34	1
Methyl tert-butyl ether	16	U	16	0.34	ug/Kg	☼	02/14/13 18:52	02/15/13 07:34	1
1,1,2-Trichloro-1,2,2-trifluoroethane	3.9	U	3.9	1.0	ug/Kg	☼	02/14/13 18:52	02/15/13 07:34	1
1,2,4-Trichlorobenzene	3.9	U	3.9	0.21	ug/Kg	☼	02/14/13 18:52	02/15/13 07:34	1
1,2-Dichlorobenzene	3.9	U	3.9	0.28	ug/Kg	☼	02/14/13 18:52	02/15/13 07:34	1
1,3-Dichlorobenzene	3.9	U	3.9	0.27	ug/Kg	☼	02/14/13 18:52	02/15/13 07:34	1
1,4-Dichlorobenzene	3.9	U	3.9	0.52	ug/Kg	☼	02/14/13 18:52	02/15/13 07:34	1
Trichlorofluoromethane	3.9	U	3.9	0.27	ug/Kg	☼	02/14/13 18:52	02/15/13 07:34	1
Chlorodibromomethane	3.9	U	3.9	0.43	ug/Kg	☼	02/14/13 18:52	02/15/13 07:34	1
Methylcyclohexane	7.8	U	7.8	0.24	ug/Kg	☼	02/14/13 18:52	02/15/13 07:34	1

Client: Conestoga-Rovers & Associates, Inc.
Project/Site: 017324-T07-017, RACER Former MTM

TestAmerica Job ID: 240-21031-1

Client Sample ID: S-021213-SM-041
Date Collected: 02/13/13 08:22
Date Received: 02/14/13 07:45

Lab Sample ID: 240-21031-41
Matrix: Solid
Percent Solids: 89.8

Surrogate	%Recovery	Qualifier	Limits	Prepared	Analyzed	Dil Fac
1,2-Dichloroethane-d4 (Surr)	82		58 - 123	02/14/13 18:52	02/15/13 07:34	1
4-Bromofluorobenzene (Surr)	90		52 - 136	02/14/13 18:52	02/15/13 07:34	1
Toluene-d8 (Surr)	95		67 - 125	02/14/13 18:52	02/15/13 07:34	1
Dibromofluoromethane (Surr)	88		37 - 132	02/14/13 18:52	02/15/13 07:34	1

Method: 8270C - Semivolatile Organic Compounds (GC/MS)

Analyte	Result	Qualifier	RL	MDL	Unit	D	Prepared	Analyzed	Dil Fac
1,1'-Biphenyl	56	U	56	30	ug/Kg	☼	02/19/13 10:04	02/25/13 12:40	1
2,2'-oxybis[1-chloropropane]	110	U	110	11	ug/Kg	☼	02/19/13 10:04	02/25/13 12:40	1
2,4,5-Trichlorophenol	170	U	170	28	ug/Kg	☼	02/19/13 10:04	02/25/13 12:40	1
2,4,6-Trichlorophenol	170	U	170	89	ug/Kg	☼	02/19/13 10:04	02/25/13 12:40	1
2,4-Dichlorophenol	170	U	170	22	ug/Kg	☼	02/19/13 10:04	02/25/13 12:40	1
2,4-Dimethylphenol	170	U	170	22	ug/Kg	☼	02/19/13 10:04	02/25/13 12:40	1
2,4-Dinitrophenol	370	U	370	89	ug/Kg	☼	02/19/13 10:04	02/25/13 12:40	1
2,4-Dinitrotoluene	220	U	220	30	ug/Kg	☼	02/19/13 10:04	02/25/13 12:40	1
2,6-Dinitrotoluene	220	U	220	23	ug/Kg	☼	02/19/13 10:04	02/25/13 12:40	1
2-Chloronaphthalene	56	U	56	3.7	ug/Kg	☼	02/19/13 10:04	02/25/13 12:40	1
2-Chlorophenol	56	U	56	30	ug/Kg	☼	02/19/13 10:04	02/25/13 12:40	1
2-Methylnaphthalene	7.4	U	7.4	3.7	ug/Kg	☼	02/19/13 10:04	02/25/13 12:40	1
2-Methylphenol	220	U	220	89	ug/Kg	☼	02/19/13 10:04	02/25/13 12:40	1
2-Nitroaniline	220	U	220	10	ug/Kg	☼	02/19/13 10:04	02/25/13 12:40	1
2-Nitrophenol	56	U	56	30	ug/Kg	☼	02/19/13 10:04	02/25/13 12:40	1
3,3'-Dichlorobenzidine	110	U	110	20	ug/Kg	☼	02/19/13 10:04	02/25/13 12:40	1
3-Nitroaniline	220	U	220	18	ug/Kg	☼	02/19/13 10:04	02/25/13 12:40	1
4,6-Dinitro-2-methylphenol	170	U	170	89	ug/Kg	☼	02/19/13 10:04	02/25/13 12:40	1
4-Bromophenyl phenyl ether	56	U	56	14	ug/Kg	☼	02/19/13 10:04	02/25/13 12:40	1
4-Chloro-3-methylphenol	170	U	170	23	ug/Kg	☼	02/19/13 10:04	02/25/13 12:40	1
4-Chloroaniline	170	U	170	19	ug/Kg	☼	02/19/13 10:04	02/25/13 12:40	1
4-Chlorophenyl phenyl ether	56	U	56	14	ug/Kg	☼	02/19/13 10:04	02/25/13 12:40	1
4-Nitroaniline	220	U	220	29	ug/Kg	☼	02/19/13 10:04	02/25/13 12:40	1
4-Nitrophenol	370	U	370	89	ug/Kg	☼	02/19/13 10:04	02/25/13 12:40	1
Acenaphthene	**5.6**	**J**	7.4	3.7	ug/Kg	☼	02/19/13 10:04	02/25/13 12:40	1
Acenaphthylene	7.4	U	7.4	3.7	ug/Kg	☼	02/19/13 10:04	02/25/13 12:40	1
Acetophenone	110	U	110	10	ug/Kg	☼	02/19/13 10:04	02/25/13 12:40	1
Anthracene	**10**		7.4	3.7	ug/Kg	☼	02/19/13 10:04	02/25/13 12:40	1
Atrazine	220	U	220	10	ug/Kg	☼	02/19/13 10:04	02/25/13 12:40	1
Benzaldehyde	110	U	110	13	ug/Kg	☼	02/19/13 10:04	02/25/13 12:40	1
Benzo[a]anthracene	**30**		7.4	3.7	ug/Kg	☼	02/19/13 10:04	02/25/13 12:40	1
Benzo[a]pyrene	**32**		7.4	3.7	ug/Kg	☼	02/19/13 10:04	02/25/13 12:40	1
Benzo[b]fluoranthene	**43**		7.4	3.7	ug/Kg	☼	02/19/13 10:04	02/25/13 12:40	1
Benzo[g,h,i]perylene	**21**		7.4	3.7	ug/Kg	☼	02/19/13 10:04	02/25/13 12:40	1
Benzo[k]fluoranthene	**24**		7.4	3.7	ug/Kg	☼	02/19/13 10:04	02/25/13 12:40	1
Bis(2-chloroethoxy)methane	110	U	110	24	ug/Kg	☼	02/19/13 10:04	02/25/13 12:40	1
Bis(2-chloroethyl)ether	110	U	110	2.2	ug/Kg	☼	02/19/13 10:04	02/25/13 12:40	1
Bis(2-ethylhexyl) phthalate	56	U	56	21	ug/Kg	☼	02/19/13 10:04	02/25/13 12:40	1
Butyl benzyl phthalate	56	U	56	11	ug/Kg	☼	02/19/13 10:04	02/25/13 12:40	1
Caprolactam	370	U	370	41	ug/Kg	☼	02/19/13 10:04	02/25/13 12:40	1
Carbazole	56	U	56	30	ug/Kg	☼	02/19/13 10:04	02/25/13 12:40	1
Chrysene	**37**		7.4	1.2	ug/Kg	☼	02/19/13 10:04	02/25/13 12:40	1
Dibenz(a,h)anthracene	7.4	U	7.4	3.7	ug/Kg	☼	02/19/13 10:04	02/25/13 12:40	1

Client Sample ID: S-021213-SM-041
Date Collected: 02/13/13 08:22
Date Received: 02/14/13 07:45

Lab Sample ID: 240-21031-41
Matrix: Solid
Percent Solids: 89.8

Method: 8270C - Semivolatile Organic Compounds (GC/MS) (Continued)

Analyte	Result	Qualifier	RL	MDL	Unit	D	Prepared	Analyzed	Dil Fac
Dibenzofuran	56	U	56	3.7	ug/Kg	☼	02/19/13 10:04	02/25/13 12:40	1
Diethyl phthalate	56	U	56	18	ug/Kg	☼	02/19/13 10:04	02/25/13 12:40	1
Dimethyl phthalate	**26**	**J**	56	19	ug/Kg	☼	02/19/13 10:04	02/25/13 12:40	1
Di-n-butyl phthalate	56	U	56	17	ug/Kg	☼	02/19/13 10:04	02/25/13 12:40	1
Di-n-octyl phthalate	56	U	56	30	ug/Kg	☼	02/19/13 10:04	02/25/13 12:40	1
Fluoranthene	**69**		7.4	3.7	ug/Kg	☼	02/19/13 10:04	02/25/13 12:40	1
Fluorene	**4.4**	**J**	7.4	3.7	ug/Kg	☼	02/19/13 10:04	02/25/13 12:40	1
Hexachlorobenzene	7.4	U	7.4	2.3	ug/Kg	☼	02/19/13 10:04	02/25/13 12:40	1
Hexachlorobutadiene	56	U	56	30	ug/Kg	☼	02/19/13 10:04	02/25/13 12:40	1
Hexachlorocyclopentadiene	370	U	370	30	ug/Kg	☼	02/19/13 10:04	02/25/13 12:40	1
Hexachloroethane	56	U	56	10	ug/Kg	☼	02/19/13 10:04	02/25/13 12:40	1
Indeno[1,2,3-cd]pyrene	**12**		7.4	3.7	ug/Kg	☼	02/19/13 10:04	02/25/13 12:40	1
Isophorone	56	U	56	14	ug/Kg	☼	02/19/13 10:04	02/25/13 12:40	1
Naphthalene	7.4	U	7.4	3.7	ug/Kg	☼	02/19/13 10:04	02/25/13 12:40	1
Nitrobenzene	110	U	110	2.4	ug/Kg	☼	02/19/13 10:04	02/25/13 12:40	1
N-Nitrosodi-n-propylamine	56	U	56	30	ug/Kg	☼	02/19/13 10:04	02/25/13 12:40	1
N-Nitrosodiphenylamine	56	U	56	23	ug/Kg	☼	02/19/13 10:04	02/25/13 12:40	1
Pentachlorophenol	170	U	170	89	ug/Kg	☼	02/19/13 10:04	02/25/13 12:40	1
Phenol	56	U	56	30	ug/Kg	☼	02/19/13 10:04	02/25/13 12:40	1
Phenanthrene	**39**		7.4	3.7	ug/Kg	☼	02/19/13 10:04	02/25/13 12:40	1
Pyrene	**54**		7.4	3.7	ug/Kg	☼	02/19/13 10:04	02/25/13 12:40	1
3 & 4 Methylphenol	450	U	450	22	ug/Kg	☼	02/19/13 10:04	02/25/13 12:40	1

Surrogate	*%Recovery*	*Qualifier*	*Limits*	*Prepared*	*Analyzed*	*Dil Fac*
2-Fluorobiphenyl (Surr)	*61*		*24 - 110*	*02/19/13 10:04*	*02/25/13 12:40*	*1*
2-Fluorophenol (Surr)	*58*		*24 - 110*	*02/19/13 10:04*	*02/25/13 12:40*	*1*
2,4,6-Tribromophenol (Surr)	*36*		*10 - 110*	*02/19/13 10:04*	*02/25/13 12:40*	*1*
Nitrobenzene-d5 (Surr)	*67*		*20 - 110*	*02/19/13 10:04*	*02/25/13 12:40*	*1*
Phenol-d5 (Surr)	*55*		*26 - 110*	*02/19/13 10:04*	*02/25/13 12:40*	*1*
Terphenyl-d14 (Surr)	*82*		*36 - 110*	*02/19/13 10:04*	*02/25/13 12:40*	*1*

Method: 8082 - Polychlorinated Biphenyls (PCBs) by Gas Chromatography

Analyte	Result	Qualifier	RL	MDL	Unit	D	Prepared	Analyzed	Dil Fac
Aroclor-1016	37	U	37	23	ug/Kg	☼	02/18/13 10:12	02/20/13 04:34	1
Aroclor-1221	37	U	37	18	ug/Kg	☼	02/18/13 10:12	02/20/13 04:34	1
Aroclor-1232	37	U	37	16	ug/Kg	☼	02/18/13 10:12	02/20/13 04:34	1
Aroclor-1242	37	U	37	14	ug/Kg	☼	02/18/13 10:12	02/20/13 04:34	1
Aroclor-1248	37	U	37	19	ug/Kg	☼	02/18/13 10:12	02/20/13 04:34	1
Aroclor-1254	**21**	**J**	37	19	ug/Kg	☼	02/18/13 10:12	02/20/13 04:34	1
Aroclor-1260	37	U	37	19	ug/Kg	☼	02/18/13 10:12	02/20/13 04:34	1

Surrogate	*%Recovery*	*Qualifier*	*Limits*	*Prepared*	*Analyzed*	*Dil Fac*
Tetrachloro-m-xylene	*84*		*29 - 151*	*02/18/13 10:12*	*02/20/13 04:34*	*1*
DCB Decachlorobiphenyl	*88*		*14 - 163*	*02/18/13 10:12*	*02/20/13 04:34*	*1*

Method: 6010B - Metals (ICP)

Analyte	Result	Qualifier	RL	MDL	Unit	D	Prepared	Analyzed	Dil Fac
Aluminum	**4900**		21	10	mg/Kg	☼	02/14/13 11:35	02/15/13 18:56	1
Antimony	1.1	U	1.1	0.42	mg/Kg	☼	02/14/13 11:35	02/15/13 18:56	1
Barium	**41**	**B**	21	0.076	mg/Kg	☼	02/14/13 11:35	02/15/13 18:56	1

Client: Conestoga-Rovers & Associates, Inc.
Project/Site: 017324-T07-017, RACER Former MTM

TestAmerica Job ID: 240-21031-1

Client Sample ID: S-021213-SM-041
Date Collected: 02/13/13 08:22
Date Received: 02/14/13 07:45

Lab Sample ID: 240-21031-41
Matrix: Solid
Percent Solids: 89.8

Method: 6010B - Metals (ICP) (Continued)

Analyte	Result	Qualifier	RL	MDL	Unit	D	Prepared	Analyzed	Dil Fac
Beryllium	0.18	J	0.54	0.046	mg/Kg	☼	02/14/13 11:35	02/15/13 18:56	1
Calcium	120000	B	2700	86	mg/Kg	☼	02/14/13 11:35	02/18/13 13:23	5
Cadmium	0.30		0.21	0.039	mg/Kg	☼	02/14/13 11:35	02/15/13 18:56	1
Cobalt	4.5	J	5.4	0.17	mg/Kg	☼	02/14/13 11:35	02/15/13 18:56	1
Chromium	8.5		0.54	0.21	mg/Kg	☼	02/14/13 11:35	02/15/13 18:56	1
Copper	13		13	4.0	mg/Kg	☼	02/14/13 11:35	02/18/13 13:23	5
Iron	11000		11	5.2	mg/Kg	☼	02/14/13 11:35	02/15/13 18:56	1
Potassium	1100		540	6.6	mg/Kg	☼	02/14/13 11:35	02/15/13 18:56	1
Magnesium	40000		540	5.5	mg/Kg	☼	02/14/13 11:35	02/15/13 18:56	1
Manganese	200	B	1.6	0.079	mg/Kg	☼	02/14/13 11:35	02/15/13 18:56	1
Silver	0.54	U	0.54	0.11	mg/Kg	☼	02/14/13 11:35	02/15/13 18:56	1
Sodium	150	J	540	71	mg/Kg	☼	02/14/13 11:35	02/15/13 18:56	1
Nickel	15		4.3	0.29	mg/Kg	☼	02/14/13 11:35	02/15/13 18:56	1
Vanadium	12		5.4	0.13	mg/Kg	☼	02/14/13 11:35	02/15/13 18:56	1
Zinc	41		2.1	1.1	mg/Kg	☼	02/14/13 11:35	02/15/13 18:56	1
Arsenic	5.6		1.1	0.32	mg/Kg	☼	02/14/13 11:35	02/15/13 18:56	1
Lead	5.1		0.32	0.20	mg/Kg	☼	02/14/13 11:35	02/15/13 18:56	1
Selenium	0.54	U	0.54	0.48	mg/Kg	☼	02/14/13 11:35	02/15/13 18:56	1
Thallium	1.1	U	1.1	0.59	mg/Kg	☼	02/14/13 11:35	02/15/13 18:56	1

Method: 7471A - Mercury (CVAA)

Analyte	Result	Qualifier	RL	MDL	Unit	D	Prepared	Analyzed	Dil Fac
Mercury	0.071	J	0.11	0.017	mg/Kg	☼	02/18/13 14:10	02/20/13 12:58	1

General Chemistry

Analyte	Result	Qualifier	RL	MDL	Unit	D	Prepared	Analyzed	Dil Fac
Cyanide, Total	0.57	U	0.57	0.11	mg/Kg	☼	02/19/13 09:53	02/19/13 14:00	1

Client: Conestoga-Rovers & Associates, Inc.
Project/Site: 017324-T07-017, RACER Former MTM

TestAmerica Job ID: 240-21031-1

Client Sample ID: S-021213-SM-042
Date Collected: 02/13/13 08:23
Date Received: 02/14/13 07:45

Lab Sample ID: 240-21031-42
Matrix: Solid
Percent Solids: 87.5

Method: 8260B - Volatile Organic Compounds (GC/MS)

Analyte	Result	Qualifier	RL	MDL	Unit	D	Prepared	Analyzed	Dil Fac
Acetone	17	U	17	5.4	ug/Kg	☼	02/14/13 18:52	02/15/13 08:16	1
Benzene	4.3	U	4.3	0.20	ug/Kg	☼	02/14/13 18:52	02/15/13 08:16	1
Dichlorobromomethane	4.3	U	4.3	0.24	ug/Kg	☼	02/14/13 18:52	02/15/13 08:16	1
Bromoform	4.3	U	4.3	0.28	ug/Kg	☼	02/14/13 18:52	02/15/13 08:16	1
Bromomethane	4.3	U	4.3	0.46	ug/Kg	☼	02/14/13 18:52	02/15/13 08:16	1
2-Butanone (MEK)	17	U	17	1.2	ug/Kg	☼	02/14/13 18:52	02/15/13 08:16	1
Carbon disulfide	4.3	U	4.3	0.38	ug/Kg	☼	02/14/13 18:52	02/15/13 08:16	1
Carbon tetrachloride	4.3	U	4.3	0.32	ug/Kg	☼	02/14/13 18:52	02/15/13 08:16	1
Chlorobenzene	4.3	U	4.3	0.28	ug/Kg	☼	02/14/13 18:52	02/15/13 08:16	1
Chloroethane	4.3	U	4.3	0.74	ug/Kg	☼	02/14/13 18:52	02/15/13 08:16	1
Chloroform	4.3	U	4.3	0.25	ug/Kg	☼	02/14/13 18:52	02/15/13 08:16	1
Chloromethane	4.3	U	4.3	0.35	ug/Kg	☼	02/14/13 18:52	02/15/13 08:16	1
1,1-Dichloroethane	4.3	U	4.3	0.31	ug/Kg	☼	02/14/13 18:52	02/15/13 08:16	1
1,2-Dichloroethane	4.3	U	4.3	0.29	ug/Kg	☼	02/14/13 18:52	02/15/13 08:16	1
1,1-Dichloroethene	4.3	U	4.3	0.45	ug/Kg	☼	02/14/13 18:52	02/15/13 08:16	1
1,2-Dichloropropane	4.3	U	4.3	0.59	ug/Kg	☼	02/14/13 18:52	02/15/13 08:16	1
cis-1,3-Dichloropropene	4.3	U	4.3	0.29	ug/Kg	☼	02/14/13 18:52	02/15/13 08:16	1
trans-1,3-Dichloropropene	4.3	U	4.3	0.46	ug/Kg	☼	02/14/13 18:52	02/15/13 08:16	1
Ethylbenzene	4.3	U	4.3	0.22	ug/Kg	☼	02/14/13 18:52	02/15/13 08:16	1
2-Hexanone	17	U	17	0.54	ug/Kg	☼	02/14/13 18:52	02/15/13 08:16	1
Methylene Chloride	**0.73**	**J B**	4.3	0.57	ug/Kg	☼	02/14/13 18:52	02/15/13 08:16	1
4-Methyl-2-pentanone (MIBK)	17	U	17	0.46	ug/Kg	☼	02/14/13 18:52	02/15/13 08:16	1
Styrene	4.3	U	4.3	0.13	ug/Kg	☼	02/14/13 18:52	02/15/13 08:16	1
1,1,2,2-Tetrachloroethane	4.3	U	4.3	0.29	ug/Kg	☼	02/14/13 18:52	02/15/13 08:16	1
Tetrachloroethene	4.3	U	4.3	0.45	ug/Kg	☼	02/14/13 18:52	02/15/13 08:16	1
Toluene	4.3	U	4.3	0.23	ug/Kg	☼	02/14/13 18:52	02/15/13 08:16	1
Trichloroethene	4.3	U	4.3	0.36	ug/Kg	☼	02/14/13 18:52	02/15/13 08:16	1
Vinyl chloride	4.3	U	4.3	0.33	ug/Kg	☼	02/14/13 18:52	02/15/13 08:16	1
Xylenes, Total	8.6	U	8.6	0.57	ug/Kg	☼	02/14/13 18:52	02/15/13 08:16	1
1,1,1-Trichloroethane	4.3	U	4.3	0.48	ug/Kg	☼	02/14/13 18:52	02/15/13 08:16	1
1,1,2-Trichloroethane	4.3	U	4.3	0.33	ug/Kg	☼	02/14/13 18:52	02/15/13 08:16	1
Cyclohexane	8.6	U	8.6	0.28	ug/Kg	☼	02/14/13 18:52	02/15/13 08:16	1
1,2-Dibromo-3-Chloropropane	8.6	U	8.6	1.1	ug/Kg	☼	02/14/13 18:52	02/15/13 08:16	1
Ethylene Dibromide	4.3	U	4.3	0.43	ug/Kg	☼	02/14/13 18:52	02/15/13 08:16	1
Dichlorodifluoromethane	4.3	U	4.3	0.43	ug/Kg	☼	02/14/13 18:52	02/15/13 08:16	1
cis-1,2-Dichloroethene	4.3	U	4.3	0.31	ug/Kg	☼	02/14/13 18:52	02/15/13 08:16	1
trans-1,2-Dichloroethene	4.3	U	4.3	0.35	ug/Kg	☼	02/14/13 18:52	02/15/13 08:16	1
Isopropylbenzene	4.3	U	4.3	0.14	ug/Kg	☼	02/14/13 18:52	02/15/13 08:16	1
Methyl acetate	8.6	U	8.6	1.2	ug/Kg	☼	02/14/13 18:52	02/15/13 08:16	1
Methyl tert-butyl ether	17	U	17	0.37	ug/Kg	☼	02/14/13 18:52	02/15/13 08:16	1
1,1,2-Trichloro-1,2,2-trifluoroethane	4.3	U	4.3	1.1	ug/Kg	☼	02/14/13 18:52	02/15/13 08:16	1
1,2,4-Trichlorobenzene	4.3	U	4.3	0.23	ug/Kg	☼	02/14/13 18:52	02/15/13 08:16	1
1,2-Dichlorobenzene	4.3	U	4.3	0.31	ug/Kg	☼	02/14/13 18:52	02/15/13 08:16	1
1,3-Dichlorobenzene	4.3	U	4.3	0.30	ug/Kg	☼	02/14/13 18:52	02/15/13 08:16	1
1,4-Dichlorobenzene	4.3	U	4.3	0.57	ug/Kg	☼	02/14/13 18:52	02/15/13 08:16	1
Trichlorofluoromethane	4.3	U	4.3	0.29	ug/Kg	☼	02/14/13 18:52	02/15/13 08:16	1
Chlorodibromomethane	4.3	U	4.3	0.47	ug/Kg	☼	02/14/13 18:52	02/15/13 08:16	1
Methylcyclohexane	8.6	U	8.6	0.27	ug/Kg	☼	02/14/13 18:52	02/15/13 08:16	1

Client: Conestoga-Rovers & Associates, Inc.
Project/Site: 017324-T07-017, RACER Former MTM

TestAmerica Job ID: 240-21031-1

Client Sample ID: S-021213-SM-042
Date Collected: 02/13/13 08:23
Date Received: 02/14/13 07:45

Lab Sample ID: 240-21031-42
Matrix: Solid
Percent Solids: 87.5

Surrogate	%Recovery	Qualifier	Limits	Prepared	Analyzed	Dil Fac
1,2-Dichloroethane-d4 (Surr)	90		58 - 123	02/14/13 18:52	02/15/13 08:16	1
4-Bromofluorobenzene (Surr)	93		52 - 136	02/14/13 18:52	02/15/13 08:16	1
Toluene-d8 (Surr)	96		67 - 125	02/14/13 18:52	02/15/13 08:16	1
Dibromofluoromethane (Surr)	91		37 - 132	02/14/13 18:52	02/15/13 08:16	1

Method: 8270C - Semivolatile Organic Compounds (GC/MS)

Analyte	Result	Qualifier	RL	MDL	Unit	D	Prepared	Analyzed	Dil Fac
1,1'-Biphenyl	57	U	57	31	ug/Kg	☼	02/19/13 10:04	02/25/13 13:02	1
2,2'-oxybis[1-chloropropane]	110	U	110	11	ug/Kg	☼	02/19/13 10:04	02/25/13 13:02	1
2,4,5-Trichlorophenol	170	U	170	29	ug/Kg	☼	02/19/13 10:04	02/25/13 13:02	1
2,4,6-Trichlorophenol	170	U	170	91	ug/Kg	☼	02/19/13 10:04	02/25/13 13:02	1
2,4-Dichlorophenol	170	U	170	23	ug/Kg	☼	02/19/13 10:04	02/25/13 13:02	1
2,4-Dimethylphenol	170	U	170	23	ug/Kg	☼	02/19/13 10:04	02/25/13 13:02	1
2,4-Dinitrophenol	380	U	380	91	ug/Kg	☼	02/19/13 10:04	02/25/13 13:02	1
2,4-Dinitrotoluene	230	U	230	31	ug/Kg	☼	02/19/13 10:04	02/25/13 13:02	1
2,6-Dinitrotoluene	230	U	230	24	ug/Kg	☼	02/19/13 10:04	02/25/13 13:02	1
2-Chloronaphthalene	57	U	57	3.8	ug/Kg	☼	02/19/13 10:04	02/25/13 13:02	1
2-Chlorophenol	57	U	57	31	ug/Kg	☼	02/19/13 10:04	02/25/13 13:02	1
2-Methylnaphthalene	7.6	U	7.6	3.8	ug/Kg	☼	02/19/13 10:04	02/25/13 13:02	1
2-Methylphenol	230	U	230	91	ug/Kg	☼	02/19/13 10:04	02/25/13 13:02	1
2-Nitroaniline	230	U	230	10	ug/Kg	☼	02/19/13 10:04	02/25/13 13:02	1
2-Nitrophenol	57	U	57	31	ug/Kg	☼	02/19/13 10:04	02/25/13 13:02	1
3,3'-Dichlorobenzidine	110	U	110	21	ug/Kg	☼	02/19/13 10:04	02/25/13 13:02	1
3-Nitroaniline	230	U	230	18	ug/Kg	☼	02/19/13 10:04	02/25/13 13:02	1
4,6-Dinitro-2-methylphenol	170	U	170	91	ug/Kg	☼	02/19/13 10:04	02/25/13 13:02	1
4-Bromophenyl phenyl ether	57	U	57	15	ug/Kg	☼	02/19/13 10:04	02/25/13 13:02	1
4-Chloro-3-methylphenol	170	U	170	24	ug/Kg	☼	02/19/13 10:04	02/25/13 13:02	1
4-Chloroaniline	170	U	170	19	ug/Kg	☼	02/19/13 10:04	02/25/13 13:02	1
4-Chlorophenyl phenyl ether	57	U	57	15	ug/Kg	☼	02/19/13 10:04	02/25/13 13:02	1
4-Nitroaniline	230	U	230	30	ug/Kg	☼	02/19/13 10:04	02/25/13 13:02	1
4-Nitrophenol	380	U	380	91	ug/Kg	☼	02/19/13 10:04	02/25/13 13:02	1
Acenaphthene	7.6	U	7.6	3.8	ug/Kg	☼	02/19/13 10:04	02/25/13 13:02	1
Acenaphthylene	7.6	U	7.6	3.8	ug/Kg	☼	02/19/13 10:04	02/25/13 13:02	1
Acetophenone	110	U	110	10	ug/Kg	☼	02/19/13 10:04	02/25/13 13:02	1
Anthracene	7.6	U	7.6	3.8	ug/Kg	☼	02/19/13 10:04	02/25/13 13:02	1
Atrazine	230	U	230	10	ug/Kg	☼	02/19/13 10:04	02/25/13 13:02	1
Benzaldehyde	110	U	110	14	ug/Kg	☼	02/19/13 10:04	02/25/13 13:02	1
Benzo[a]anthracene	**12**		7.6	3.8	ug/Kg	☼	02/19/13 10:04	02/25/13 13:02	1
Benzo[a]pyrene	**19**		7.6	3.8	ug/Kg	☼	02/19/13 10:04	02/25/13 13:02	1
Benzo[b]fluoranthene	**20**		7.6	3.8	ug/Kg	☼	02/19/13 10:04	02/25/13 13:02	1
Benzo[g,h,i]perylene	**23**		7.6	3.8	ug/Kg	☼	02/19/13 10:04	02/25/13 13:02	1
Benzo[k]fluoranthene	7.6	U	7.6	3.8	ug/Kg	☼	02/19/13 10:04	02/25/13 13:02	1
Bis(2-chloroethoxy)methane	110	U	110	25	ug/Kg	☼	02/19/13 10:04	02/25/13 13:02	1
Bis(2-chloroethyl)ether	110	U	110	2.3	ug/Kg	☼	02/19/13 10:04	02/25/13 13:02	1
Bis(2-ethylhexyl) phthalate	57	U	57	22	ug/Kg	☼	02/19/13 10:04	02/25/13 13:02	1
Butyl benzyl phthalate	**16**	**J**	57	11	ug/Kg	☼	02/19/13 10:04	02/25/13 13:02	1
Caprolactam	380	U	380	42	ug/Kg	☼	02/19/13 10:04	02/25/13 13:02	1
Carbazole	57	U	57	31	ug/Kg	☼	02/19/13 10:04	02/25/13 13:02	1
Chrysene	**21**		7.6	1.3	ug/Kg	☼	02/19/13 10:04	02/25/13 13:02	1
Dibenz(a,h)anthracene	7.6	U	7.6	3.8	ug/Kg	☼	02/19/13 10:04	02/25/13 13:02	1

Client Sample ID: S-021213-SM-042
Date Collected: 02/13/13 08:23
Date Received: 02/14/13 07:45

Lab Sample ID: 240-21031-42
Matrix: Solid
Percent Solids: 87.5

Method: 8270C - Semivolatile Organic Compounds (GC/MS) (Continued)

Analyte	Result	Qualifier	RL	MDL	Unit	D	Prepared	Analyzed	Dil Fac
Dibenzofuran	57	U	57	3.8	ug/Kg	☼	02/19/13 10:04	02/25/13 13:02	1
Diethyl phthalate	57	U	57	18	ug/Kg	☼	02/19/13 10:04	02/25/13 13:02	1
Dimethyl phthalate	57	U	57	19	ug/Kg	☼	02/19/13 10:04	02/25/13 13:02	1
Di-n-butyl phthalate	57	U	57	17	ug/Kg	☼	02/19/13 10:04	02/25/13 13:02	1
Di-n-octyl phthalate	57	U	57	31	ug/Kg	☼	02/19/13 10:04	02/25/13 13:02	1
Fluoranthene	**25**		7.6	3.8	ug/Kg	☼	02/19/13 10:04	02/25/13 13:02	1
Fluorene	7.6	U	7.6	3.8	ug/Kg	☼	02/19/13 10:04	02/25/13 13:02	1
Hexachlorobenzene	7.6	U	7.6	2.4	ug/Kg	☼	02/19/13 10:04	02/25/13 13:02	1
Hexachlorobutadiene	57	U	57	31	ug/Kg	☼	02/19/13 10:04	02/25/13 13:02	1
Hexachlorocyclopentadiene	380	U	380	31	ug/Kg	☼	02/19/13 10:04	02/25/13 13:02	1
Hexachloroethane	57	U	57	10	ug/Kg	☼	02/19/13 10:04	02/25/13 13:02	1
Indeno[1,2,3-cd]pyrene	7.6	U	7.6	3.8	ug/Kg	☼	02/19/13 10:04	02/25/13 13:02	1
Isophorone	57	U	57	15	ug/Kg	☼	02/19/13 10:04	02/25/13 13:02	1
Naphthalene	7.6	U	7.6	3.8	ug/Kg	☼	02/19/13 10:04	02/25/13 13:02	1
Nitrobenzene	110	U	110	2.5	ug/Kg	☼	02/19/13 10:04	02/25/13 13:02	1
N-Nitrosodi-n-propylamine	57	U	57	31	ug/Kg	☼	02/19/13 10:04	02/25/13 13:02	1
N-Nitrosodiphenylamine	57	U	57	24	ug/Kg	☼	02/19/13 10:04	02/25/13 13:02	1
Pentachlorophenol	170	U	170	91	ug/Kg	☼	02/19/13 10:04	02/25/13 13:02	1
Phenol	57	U	57	31	ug/Kg	☼	02/19/13 10:04	02/25/13 13:02	1
Phenanthrene	**22**		7.6	3.8	ug/Kg	☼	02/19/13 10:04	02/25/13 13:02	1
Pyrene	**31**		7.6	3.8	ug/Kg	☼	02/19/13 10:04	02/25/13 13:02	1
3 & 4 Methylphenol	460	U	460	23	ug/Kg	☼	02/19/13 10:04	02/25/13 13:02	1

Surrogate	*%Recovery*	*Qualifier*	*Limits*	*Prepared*	*Analyzed*	*Dil Fac*
2-Fluorobiphenyl (Surr)	*57*		*24 - 110*	*02/19/13 10:04*	*02/25/13 13:02*	*1*
2-Fluorophenol (Surr)	*54*		*24 - 110*	*02/19/13 10:04*	*02/25/13 13:02*	*1*
2,4,6-Tribromophenol (Surr)	*29*		*10 - 110*	*02/19/13 10:04*	*02/25/13 13:02*	*1*
Nitrobenzene-d5 (Surr)	*61*		*20 - 110*	*02/19/13 10:04*	*02/25/13 13:02*	*1*
Phenol-d5 (Surr)	*53*		*26 - 110*	*02/19/13 10:04*	*02/25/13 13:02*	*1*
Terphenyl-d14 (Surr)	*74*		*36 - 110*	*02/19/13 10:04*	*02/25/13 13:02*	*1*

Method: 8082 - Polychlorinated Biphenyls (PCBs) by Gas Chromatography

Analyte	Result	Qualifier	RL	MDL	Unit	D	Prepared	Analyzed	Dil Fac
Aroclor-1016	38	U	38	24	ug/Kg	☼	02/18/13 10:12	02/20/13 04:48	1
Aroclor-1221	38	U	38	18	ug/Kg	☼	02/18/13 10:12	02/20/13 04:48	1
Aroclor-1232	38	U	38	16	ug/Kg	☼	02/18/13 10:12	02/20/13 04:48	1
Aroclor-1242	38	U	38	15	ug/Kg	☼	02/18/13 10:12	02/20/13 04:48	1
Aroclor-1248	38	U	38	19	ug/Kg	☼	02/18/13 10:12	02/20/13 04:48	1
Aroclor-1254	38	U	38	19	ug/Kg	☼	02/18/13 10:12	02/20/13 04:48	1
Aroclor-1260	38	U	38	19	ug/Kg	☼	02/18/13 10:12	02/20/13 04:48	1

Surrogate	*%Recovery*	*Qualifier*	*Limits*	*Prepared*	*Analyzed*	*Dil Fac*
Tetrachloro-m-xylene	*78*		*29 - 151*	*02/18/13 10:12*	*02/20/13 04:48*	*1*
DCB Decachlorobiphenyl	*85*		*14 - 163*	*02/18/13 10:12*	*02/20/13 04:48*	*1*

Method: 6010B - Metals (ICP)

Analyte	Result	Qualifier	RL	MDL	Unit	D	Prepared	Analyzed	Dil Fac
Aluminum	**8000**		18	8.6	mg/Kg	☼	02/14/13 11:35	02/15/13 19:00	1
Antimony	0.89	U	0.89	0.35	mg/Kg	☼	02/14/13 11:35	02/15/13 19:00	1
Barium	**52**	**B**	18	0.063	mg/Kg	☼	02/14/13 11:35	02/15/13 19:00	1

Client: Conestoga-Rovers & Associates, Inc.
Project/Site: 017324-T07-017, RACER Former MTM

TestAmerica Job ID: 240-21031-1

Client Sample ID: S-021213-SM-042
Date Collected: 02/13/13 08:23
Date Received: 02/14/13 07:45

Lab Sample ID: 240-21031-42
Matrix: Solid
Percent Solids: 87.5

Method: 6010B - Metals (ICP) (Continued)

Analyte	Result	Qualifier	RL	MDL	Unit	D	Prepared	Analyzed	Dil Fac
Beryllium	0.35	J	0.45	0.038	mg/Kg	☼	02/14/13 11:35	02/15/13 19:00	1
Calcium	97000	B	2200	71	mg/Kg	☼	02/14/13 11:35	02/18/13 13:27	5
Cadmium	0.20		0.18	0.032	mg/Kg	☼	02/14/13 11:35	02/15/13 19:00	1
Cobalt	11		4.5	0.14	mg/Kg	☼	02/14/13 11:35	02/15/13 19:00	1
Chromium	14		0.45	0.18	mg/Kg	☼	02/14/13 11:35	02/15/13 19:00	1
Copper	19		11	3.3	mg/Kg	☼	02/14/13 11:35	02/18/13 13:27	5
Iron	13000		8.9	4.4	mg/Kg	☼	02/14/13 11:35	02/15/13 19:00	1
Potassium	2400		450	5.5	mg/Kg	☼	02/14/13 11:35	02/15/13 19:00	1
Magnesium	29000		450	4.6	mg/Kg	☼	02/14/13 11:35	02/15/13 19:00	1
Manganese	290	B	1.3	0.066	mg/Kg	☼	02/14/13 11:35	02/15/13 19:00	1
Silver	0.45	U	0.45	0.089	mg/Kg	☼	02/14/13 11:35	02/15/13 19:00	1
Sodium	170	J	450	59	mg/Kg	☼	02/14/13 11:35	02/15/13 19:00	1
Nickel	26		3.6	0.24	mg/Kg	☼	02/14/13 11:35	02/15/13 19:00	1
Vanadium	20		4.5	0.11	mg/Kg	☼	02/14/13 11:35	02/15/13 19:00	1
Zinc	39		1.8	0.89	mg/Kg	☼	02/14/13 11:35	02/15/13 19:00	1
Arsenic	4.8		0.89	0.27	mg/Kg	☼	02/14/13 11:35	02/15/13 19:00	1
Lead	6.6		0.27	0.17	mg/Kg	☼	02/14/13 11:35	02/15/13 19:00	1
Selenium	0.50		0.45	0.40	mg/Kg	☼	02/14/13 11:35	02/15/13 19:00	1
Thallium	0.73	J	0.89	0.49	mg/Kg	☼	02/14/13 11:35	02/15/13 19:00	1

Method: 7471A - Mercury (CVAA)

Analyte	Result	Qualifier	RL	MDL	Unit	D	Prepared	Analyzed	Dil Fac
Mercury	0.078	J	0.13	0.019	mg/Kg	☼	02/18/13 14:10	02/20/13 12:54	1

General Chemistry

Analyte	Result	Qualifier	RL	MDL	Unit	D	Prepared	Analyzed	Dil Fac
Cyanide, Total	0.55	U	0.55	0.11	mg/Kg	☼	02/19/13 09:53	02/19/13 14:00	1

Client: Conestoga-Rovers & Associates, Inc.
Project/Site: 017324-T07-017, RACER Former MTM

TestAmerica Job ID: 240-21031-1

Client Sample ID: S-021213-SM-043
Date Collected: 02/13/13 08:25
Date Received: 02/14/13 07:45

Lab Sample ID: 240-21031-43
Matrix: Solid
Percent Solids: 90.5

Method: 8260B - Volatile Organic Compounds (GC/MS)

Analyte	Result	Qualifier	RL	MDL	Unit	D	Prepared	Analyzed	Dil Fac
Acetone	17	U	17	5.3	ug/Kg	☼	02/14/13 18:52	02/15/13 07:55	1
Benzene	4.2	U	4.2	0.19	ug/Kg	☼	02/14/13 18:52	02/15/13 07:55	1
Dichlorobromomethane	4.2	U	4.2	0.24	ug/Kg	☼	02/14/13 18:52	02/15/13 07:55	1
Bromoform	4.2	U	4.2	0.28	ug/Kg	☼	02/14/13 18:52	02/15/13 07:55	1
Bromomethane	4.2	U	4.2	0.45	ug/Kg	☼	02/14/13 18:52	02/15/13 07:55	1
2-Butanone (MEK)	17	U	17	1.2	ug/Kg	☼	02/14/13 18:52	02/15/13 07:55	1
Carbon disulfide	4.2	U	4.2	0.37	ug/Kg	☼	02/14/13 18:52	02/15/13 07:55	1
Carbon tetrachloride	4.2	U	4.2	0.31	ug/Kg	☼	02/14/13 18:52	02/15/13 07:55	1
Chlorobenzene	4.2	U	4.2	0.28	ug/Kg	☼	02/14/13 18:52	02/15/13 07:55	1
Chloroethane	4.2	U	4.2	0.72	ug/Kg	☼	02/14/13 18:52	02/15/13 07:55	1
Chloroform	4.2	U	4.2	0.24	ug/Kg	☼	02/14/13 18:52	02/15/13 07:55	1
Chloromethane	4.2	U	4.2	0.34	ug/Kg	☼	02/14/13 18:52	02/15/13 07:55	1
1,1-Dichloroethane	**12**		4.2	0.30	ug/Kg	☼	02/14/13 18:52	02/15/13 07:55	1
1,2-Dichloroethane	**0.36**	**J**	4.2	0.29	ug/Kg	☼	02/14/13 18:52	02/15/13 07:55	1
1,1-Dichloroethene	**5.1**		4.2	0.44	ug/Kg	☼	02/14/13 18:52	02/15/13 07:55	1
1,2-Dichloropropane	4.2	U	4.2	0.58	ug/Kg	☼	02/14/13 18:52	02/15/13 07:55	1
cis-1,3-Dichloropropene	4.2	U	4.2	0.29	ug/Kg	☼	02/14/13 18:52	02/15/13 07:55	1
trans-1,3-Dichloropropene	4.2	U	4.2	0.45	ug/Kg	☼	02/14/13 18:52	02/15/13 07:55	1
Ethylbenzene	4.2	U	4.2	0.22	ug/Kg	☼	02/14/13 18:52	02/15/13 07:55	1
2-Hexanone	17	U	17	0.53	ug/Kg	☼	02/14/13 18:52	02/15/13 07:55	1
Methylene Chloride	**1.3**	**J B**	4.2	0.56	ug/Kg	☼	02/14/13 18:52	02/15/13 07:55	1
4-Methyl-2-pentanone (MIBK)	17	U	17	0.45	ug/Kg	☼	02/14/13 18:52	02/15/13 07:55	1
Styrene	4.2	U	4.2	0.13	ug/Kg	☼	02/14/13 18:52	02/15/13 07:55	1
1,1,2,2-Tetrachloroethane	4.2	U	4.2	0.29	ug/Kg	☼	02/14/13 18:52	02/15/13 07:55	1
Tetrachloroethene	4.2	U	4.2	0.44	ug/Kg	☼	02/14/13 18:52	02/15/13 07:55	1
Toluene	4.2	U	4.2	0.23	ug/Kg	☼	02/14/13 18:52	02/15/13 07:55	1
Trichloroethene	4.2	U	4.2	0.35	ug/Kg	☼	02/14/13 18:52	02/15/13 07:55	1
Vinyl chloride	4.2	U	4.2	0.33	ug/Kg	☼	02/14/13 18:52	02/15/13 07:55	1
Xylenes, Total	8.4	U	8.4	0.56	ug/Kg	☼	02/14/13 18:52	02/15/13 07:55	1
1,1,1-Trichloroethane	**59**		4.2	0.47	ug/Kg	☼	02/14/13 18:52	02/15/13 07:55	1
1,1,2-Trichloroethane	4.2	U	4.2	0.33	ug/Kg	☼	02/14/13 18:52	02/15/13 07:55	1
Cyclohexane	8.4	U	8.4	0.28	ug/Kg	☼	02/14/13 18:52	02/15/13 07:55	1
1,2-Dibromo-3-Chloropropane	8.4	U	8.4	1.1	ug/Kg	☼	02/14/13 18:52	02/15/13 07:55	1
Ethylene Dibromide	4.2	U	4.2	0.42	ug/Kg	☼	02/14/13 18:52	02/15/13 07:55	1
Dichlorodifluoromethane	4.2	U	4.2	0.42	ug/Kg	☼	02/14/13 18:52	02/15/13 07:55	1
cis-1,2-Dichloroethene	4.2	U	4.2	0.30	ug/Kg	☼	02/14/13 18:52	02/15/13 07:55	1
trans-1,2-Dichloroethene	4.2	U	4.2	0.34	ug/Kg	☼	02/14/13 18:52	02/15/13 07:55	1
Isopropylbenzene	4.2	U	4.2	0.13	ug/Kg	☼	02/14/13 18:52	02/15/13 07:55	1
Methyl acetate	8.4	U	8.4	1.2	ug/Kg	☼	02/14/13 18:52	02/15/13 07:55	1
Methyl tert-butyl ether	17	U	17	0.36	ug/Kg	☼	02/14/13 18:52	02/15/13 07:55	1
1,1,2-Trichloro-1,2,2-trifluoroethane	4.2	U	4.2	1.1	ug/Kg	☼	02/14/13 18:52	02/15/13 07:55	1
1,2,4-Trichlorobenzene	4.2	U	4.2	0.23	ug/Kg	☼	02/14/13 18:52	02/15/13 07:55	1
1,2-Dichlorobenzene	4.2	U	4.2	0.30	ug/Kg	☼	02/14/13 18:52	02/15/13 07:55	1
1,3-Dichlorobenzene	4.2	U	4.2	0.29	ug/Kg	☼	02/14/13 18:52	02/15/13 07:55	1
1,4-Dichlorobenzene	4.2	U	4.2	0.55	ug/Kg	☼	02/14/13 18:52	02/15/13 07:55	1
Trichlorofluoromethane	4.2	U	4.2	0.29	ug/Kg	☼	02/14/13 18:52	02/15/13 07:55	1
Chlorodibromomethane	4.2	U	4.2	0.46	ug/Kg	☼	02/14/13 18:52	02/15/13 07:55	1
Methylcyclohexane	8.4	U	8.4	0.26	ug/Kg	☼	02/14/13 18:52	02/15/13 07:55	1

Client Sample ID: S-021213-SM-043
Date Collected: 02/13/13 08:25
Date Received: 02/14/13 07:45

Lab Sample ID: 240-21031-43
Matrix: Solid
Percent Solids: 90.5

Surrogate	%Recovery	Qualifier	Limits	Prepared	Analyzed	Dil Fac
1,2-Dichloroethane-d4 (Surr)	*84*		*58 - 123*	*02/14/13 18:52*	*02/15/13 07:55*	*1*
4-Bromofluorobenzene (Surr)	*84*		*52 - 136*	*02/14/13 18:52*	*02/15/13 07:55*	*1*
Toluene-d8 (Surr)	*98*		*67 - 125*	*02/14/13 18:52*	*02/15/13 07:55*	*1*
Dibromofluoromethane (Surr)	*88*		*37 - 132*	*02/14/13 18:52*	*02/15/13 07:55*	*1*

Method: 8270C - Semivolatile Organic Compounds (GC/MS)

Analyte	Result	Qualifier	RL	MDL	Unit	D	Prepared	Analyzed	Dil Fac
1,1'-Biphenyl	55	U	55	30	ug/Kg	☼	02/19/13 10:04	02/25/13 13:24	1
2,2'-oxybis[1-chloropropane]	110	U	110	10	ug/Kg	☼	02/19/13 10:04	02/25/13 13:24	1
2,4,5-Trichlorophenol	160	U	160	27	ug/Kg	☼	02/19/13 10:04	02/25/13 13:24	1
2,4,6-Trichlorophenol	160	U	160	88	ug/Kg	☼	02/19/13 10:04	02/25/13 13:24	1
2,4-Dichlorophenol	160	U	160	22	ug/Kg	☼	02/19/13 10:04	02/25/13 13:24	1
2,4-Dimethylphenol	160	U	160	22	ug/Kg	☼	02/19/13 10:04	02/25/13 13:24	1
2,4-Dinitrophenol	360	U	360	88	ug/Kg	☼	02/19/13 10:04	02/25/13 13:24	1
2,4-Dinitrotoluene	220	U	220	30	ug/Kg	☼	02/19/13 10:04	02/25/13 13:24	1
2,6-Dinitrotoluene	220	U	220	23	ug/Kg	☼	02/19/13 10:04	02/25/13 13:24	1
2-Chloronaphthalene	55	U	55	3.6	ug/Kg	☼	02/19/13 10:04	02/25/13 13:24	1
2-Chlorophenol	55	U	55	30	ug/Kg	☼	02/19/13 10:04	02/25/13 13:24	1
2-Methylnaphthalene	7.3	U	7.3	3.6	ug/Kg	☼	02/19/13 10:04	02/25/13 13:24	1
2-Methylphenol	220	U	220	88	ug/Kg	☼	02/19/13 10:04	02/25/13 13:24	1
2-Nitroaniline	220	U	220	10	ug/Kg	☼	02/19/13 10:04	02/25/13 13:24	1
2-Nitrophenol	55	U	55	30	ug/Kg	☼	02/19/13 10:04	02/25/13 13:24	1
3,3'-Dichlorobenzidine	110	U	110	20	ug/Kg	☼	02/19/13 10:04	02/25/13 13:24	1
3-Nitroaniline	220	U	220	18	ug/Kg	☼	02/19/13 10:04	02/25/13 13:24	1
4,6-Dinitro-2-methylphenol	160	U	160	88	ug/Kg	☼	02/19/13 10:04	02/25/13 13:24	1
4-Bromophenyl phenyl ether	55	U	55	14	ug/Kg	☼	02/19/13 10:04	02/25/13 13:24	1
4-Chloro-3-methylphenol	160	U	160	23	ug/Kg	☼	02/19/13 10:04	02/25/13 13:24	1
4-Chloroaniline	160	U	160	19	ug/Kg	☼	02/19/13 10:04	02/25/13 13:24	1
4-Chlorophenyl phenyl ether	55	U	55	14	ug/Kg	☼	02/19/13 10:04	02/25/13 13:24	1
4-Nitroaniline	220	U	220	29	ug/Kg	☼	02/19/13 10:04	02/25/13 13:24	1
4-Nitrophenol	360	U	360	88	ug/Kg	☼	02/19/13 10:04	02/25/13 13:24	1
Acenaphthene	7.3	U	7.3	3.6	ug/Kg	☼	02/19/13 10:04	02/25/13 13:24	1
Acenaphthylene	7.3	U	7.3	3.6	ug/Kg	☼	02/19/13 10:04	02/25/13 13:24	1
Acetophenone	110	U	110	10	ug/Kg	☼	02/19/13 10:04	02/25/13 13:24	1
Anthracene	7.3	U	7.3	3.6	ug/Kg	☼	02/19/13 10:04	02/25/13 13:24	1
Atrazine	220	U	220	10	ug/Kg	☼	02/19/13 10:04	02/25/13 13:24	1
Benzaldehyde	110	U	110	13	ug/Kg	☼	02/19/13 10:04	02/25/13 13:24	1
Benzo[a]anthracene	7.3	U	7.3	3.6	ug/Kg	☼	02/19/13 10:04	02/25/13 13:24	1
Benzo[a]pyrene	7.3	U	7.3	3.6	ug/Kg	☼	02/19/13 10:04	02/25/13 13:24	1
Benzo[b]fluoranthene	7.3	U	7.3	3.6	ug/Kg	☼	02/19/13 10:04	02/25/13 13:24	1
Benzo[g,h,i]perylene	7.3	U	7.3	3.6	ug/Kg	☼	02/19/13 10:04	02/25/13 13:24	1
Benzo[k]fluoranthene	7.3	U	7.3	3.6	ug/Kg	☼	02/19/13 10:04	02/25/13 13:24	1
Bis(2-chloroethoxy)methane	110	U	110	24	ug/Kg	☼	02/19/13 10:04	02/25/13 13:24	1
Bis(2-chloroethyl)ether	110	U	110	2.2	ug/Kg	☼	02/19/13 10:04	02/25/13 13:24	1
Bis(2-ethylhexyl) phthalate	55	U	55	21	ug/Kg	☼	02/19/13 10:04	02/25/13 13:24	1
Butyl benzyl phthalate	55	U	55	11	ug/Kg	☼	02/19/13 10:04	02/25/13 13:24	1
Caprolactam	360	U	360	41	ug/Kg	☼	02/19/13 10:04	02/25/13 13:24	1
Carbazole	55	U	55	30	ug/Kg	☼	02/19/13 10:04	02/25/13 13:24	1
Chrysene	7.3	U	7.3	1.2	ug/Kg	☼	02/19/13 10:04	02/25/13 13:24	1
Dibenz(a,h)anthracene	7.3	U	7.3	3.6	ug/Kg	☼	02/19/13 10:04	02/25/13 13:24	1

Client Sample ID: S-021213-SM-043
Date Collected: 02/13/13 08:25
Date Received: 02/14/13 07:45

Lab Sample ID: 240-21031-43
Matrix: Solid
Percent Solids: 90.5

Method: 8270C - Semivolatile Organic Compounds (GC/MS) (Continued)

Analyte	Result	Qualifier	RL	MDL	Unit	D	Prepared	Analyzed	Dil Fac
Dibenzofuran	55	U	55	3.6	ug/Kg	☼	02/19/13 10:04	02/25/13 13:24	1
Diethyl phthalate	55	U	55	18	ug/Kg	☼	02/19/13 10:04	02/25/13 13:24	1
Dimethyl phthalate	55	U	55	19	ug/Kg	☼	02/19/13 10:04	02/25/13 13:24	1
Di-n-butyl phthalate	55	U	55	16	ug/Kg	☼	02/19/13 10:04	02/25/13 13:24	1
Di-n-octyl phthalate	55	U	55	30	ug/Kg	☼	02/19/13 10:04	02/25/13 13:24	1
Fluoranthene	**8.9**		7.3	3.6	ug/Kg	☼	02/19/13 10:04	02/25/13 13:24	1
Fluorene	7.3	U	7.3	3.6	ug/Kg	☼	02/19/13 10:04	02/25/13 13:24	1
Hexachlorobenzene	7.3	U	7.3	2.3	ug/Kg	☼	02/19/13 10:04	02/25/13 13:24	1
Hexachlorobutadiene	55	U	55	30	ug/Kg	☼	02/19/13 10:04	02/25/13 13:24	1
Hexachlorocyclopentadiene	360	U	360	30	ug/Kg	☼	02/19/13 10:04	02/25/13 13:24	1
Hexachloroethane	55	U	55	9.9	ug/Kg	☼	02/19/13 10:04	02/25/13 13:24	1
Indeno[1,2,3-cd]pyrene	7.3	U	7.3	3.6	ug/Kg	☼	02/19/13 10:04	02/25/13 13:24	1
Isophorone	55	U	55	14	ug/Kg	☼	02/19/13 10:04	02/25/13 13:24	1
Naphthalene	7.3	U	7.3	3.6	ug/Kg	☼	02/19/13 10:04	02/25/13 13:24	1
Nitrobenzene	110	U	110	2.4	ug/Kg	☼	02/19/13 10:04	02/25/13 13:24	1
N-Nitrosodi-n-propylamine	55	U	55	30	ug/Kg	☼	02/19/13 10:04	02/25/13 13:24	1
N-Nitrosodiphenylamine	55	U	55	23	ug/Kg	☼	02/19/13 10:04	02/25/13 13:24	1
Pentachlorophenol	160	U	160	88	ug/Kg	☼	02/19/13 10:04	02/25/13 13:24	1
Phenol	55	U	55	30	ug/Kg	☼	02/19/13 10:04	02/25/13 13:24	1
Phenanthrene	7.3	U	7.3	3.6	ug/Kg	☼	02/19/13 10:04	02/25/13 13:24	1
Pyrene	**7.5**		7.3	3.6	ug/Kg	☼	02/19/13 10:04	02/25/13 13:24	1
3 & 4 Methylphenol	440	U	440	22	ug/Kg	☼	02/19/13 10:04	02/25/13 13:24	1

Surrogate	*%Recovery*	*Qualifier*	*Limits*	*Prepared*	*Analyzed*	*Dil Fac*
2-Fluorobiphenyl (Surr)	*56*		*24 - 110*	*02/19/13 10:04*	*02/25/13 13:24*	*1*
2-Fluorophenol (Surr)	*53*		*24 - 110*	*02/19/13 10:04*	*02/25/13 13:24*	*1*
2,4,6-Tribromophenol (Surr)	*34*		*10 - 110*	*02/19/13 10:04*	*02/25/13 13:24*	*1*
Nitrobenzene-d5 (Surr)	*63*		*20 - 110*	*02/19/13 10:04*	*02/25/13 13:24*	*1*
Phenol-d5 (Surr)	*51*		*26 - 110*	*02/19/13 10:04*	*02/25/13 13:24*	*1*
Terphenyl-d14 (Surr)	*75*		*36 - 110*	*02/19/13 10:04*	*02/25/13 13:24*	*1*

Method: 8082 - Polychlorinated Biphenyls (PCBs) by Gas Chromatography

Analyte	Result	Qualifier	RL	MDL	Unit	D	Prepared	Analyzed	Dil Fac
Aroclor-1016	36	U	36	23	ug/Kg	☼	02/18/13 10:12	02/20/13 05:02	1
Aroclor-1221	36	U	36	18	ug/Kg	☼	02/18/13 10:12	02/20/13 05:02	1
Aroclor-1232	36	U	36	15	ug/Kg	☼	02/18/13 10:12	02/20/13 05:02	1
Aroclor-1242	36	U	36	14	ug/Kg	☼	02/18/13 10:12	02/20/13 05:02	1
Aroclor-1248	36	U	36	19	ug/Kg	☼	02/18/13 10:12	02/20/13 05:02	1
Aroclor-1254	36	U	36	19	ug/Kg	☼	02/18/13 10:12	02/20/13 05:02	1
Aroclor-1260	36	U	36	19	ug/Kg	☼	02/18/13 10:12	02/20/13 05:02	1

Surrogate	*%Recovery*	*Qualifier*	*Limits*	*Prepared*	*Analyzed*	*Dil Fac*
Tetrachloro-m-xylene	*80*		*29 - 151*	*02/18/13 10:12*	*02/20/13 05:02*	*1*
DCB Decachlorobiphenyl	*84*		*14 - 163*	*02/18/13 10:12*	*02/20/13 05:02*	*1*

Method: 6010B - Metals (ICP)

Analyte	Result	Qualifier	RL	MDL	Unit	D	Prepared	Analyzed	Dil Fac
Aluminum	**3700**		17	8.0	mg/Kg	☼	02/14/13 11:35	02/15/13 19:04	1
Antimony	0.84	U	0.84	0.33	mg/Kg	☼	02/14/13 11:35	02/15/13 19:04	1
Barium	**29**	**B**	17	0.059	mg/Kg	☼	02/14/13 11:35	02/15/13 19:04	1

Client: Conestoga-Rovers & Associates, Inc.
Project/Site: 017324-T07-017, RACER Former MTM

TestAmerica Job ID: 240-21031-1

Client Sample ID: S-021213-SM-043
Date Collected: 02/13/13 08:25
Date Received: 02/14/13 07:45

Lab Sample ID: 240-21031-43
Matrix: Solid
Percent Solids: 90.5

Method: 6010B - Metals (ICP) (Continued)

Analyte	Result	Qualifier	RL	MDL	Unit	D	Prepared	Analyzed	Dil Fac
Beryllium	0.11	J	0.42	0.036	mg/Kg	☼	02/14/13 11:35	02/15/13 19:04	1
Calcium	120000	B	2100	67	mg/Kg	☼	02/14/13 11:35	02/18/13 13:39	5
Cadmium	0.29		0.17	0.030	mg/Kg	☼	02/14/13 11:35	02/15/13 19:04	1
Cobalt	4.3		4.2	0.13	mg/Kg	☼	02/14/13 11:35	02/15/13 19:04	1
Chromium	6.3		0.42	0.17	mg/Kg	☼	02/14/13 11:35	02/15/13 19:04	1
Copper	12		10	3.1	mg/Kg	☼	02/14/13 11:35	02/18/13 13:39	5
Iron	9400		8.4	4.1	mg/Kg	☼	02/14/13 11:35	02/15/13 19:04	1
Potassium	820		420	5.2	mg/Kg	☼	02/14/13 11:35	02/15/13 19:04	1
Magnesium	35000		420	4.3	mg/Kg	☼	02/14/13 11:35	02/15/13 19:04	1
Manganese	260	B	1.3	0.062	mg/Kg	☼	02/14/13 11:35	02/15/13 19:04	1
Silver	0.42	U	0.42	0.084	mg/Kg	☼	02/14/13 11:35	02/15/13 19:04	1
Sodium	130	J	420	55	mg/Kg	☼	02/14/13 11:35	02/15/13 19:04	1
Nickel	14		3.4	0.23	mg/Kg	☼	02/14/13 11:35	02/15/13 19:04	1
Vanadium	9.6		4.2	0.10	mg/Kg	☼	02/14/13 11:35	02/15/13 19:04	1
Zinc	37		1.7	0.84	mg/Kg	☼	02/14/13 11:35	02/15/13 19:04	1
Arsenic	5.6		0.84	0.25	mg/Kg	☼	02/14/13 11:35	02/15/13 19:04	1
Lead	4.7		0.25	0.16	mg/Kg	☼	02/14/13 11:35	02/15/13 19:04	1
Selenium	0.42	U	0.42	0.38	mg/Kg	☼	02/14/13 11:35	02/15/13 19:04	1
Thallium	0.84	U	0.84	0.46	mg/Kg	☼	02/14/13 11:35	02/15/13 19:04	1

Method: 7471A - Mercury (CVAA)

Analyte	Result	Qualifier	RL	MDL	Unit	D	Prepared	Analyzed	Dil Fac
Mercury	0.073	J	0.10	0.015	mg/Kg	☼	02/18/13 14:10	02/20/13 13:04	1

General Chemistry

Analyte	Result	Qualifier	RL	MDL	Unit	D	Prepared	Analyzed	Dil Fac
Cyanide, Total	0.12	J	0.53	0.11	mg/Kg	☼	02/19/13 09:53	02/19/13 14:00	1

Surrogate Summary

Client: Conestoga-Rovers & Associates, Inc.
Project/Site: 017324-T07-017, RACER Former MTM

TestAmerica Job ID: 240-21031-1

Method: 8260B - Volatile Organic Compounds (GC/MS)

Matrix: Solid **Prep Type: Total/NA**

		Percent Surrogate Recovery (Acceptance Limits)			
		12DCE	BFB	TOL	DBFM
Lab Sample ID	Client Sample ID	(58-123)	(52-136)	(67-125)	(37-132)
240-21031-41	S-021213-SM-041	82	90	95	88
240-21031-42	S-021213-SM-042	90	93	96	91
240-21031-43	S-021213-SM-043	84	84	98	88
LCS 240-75416/5	Lab Control Sample	87	93	96	92
MB 240-75416/6	Method Blank	84	92	94	89

Surrogate Legend

12DCE = 1,2-Dichloroethane-d4 (Surr)
BFB = 4-Bromofluorobenzene (Surr)
TOL = Toluene-d8 (Surr)
DBFM = Dibromofluoromethane (Surr)

Method: 8270C - Semivolatile Organic Compounds (GC/MS)

Matrix: Solid **Prep Type: Total/NA**

		Percent Surrogate Recovery (Acceptance Limits)					
		FBP	2FP	TBP	NBZ	PHL	TPH
Lab Sample ID	Client Sample ID	(24-110)	(24-110)	(10-110)	(20-110)	(26-110)	(36-110)
240-21031-41	S-021213-SM-041	61	58	36	67	55	82
240-21031-42	S-021213-SM-042	57	54	29	61	53	74
240-21031-43	S-021213-SM-043	56	53	34	63	51	75
LCS 240-75756/18-A	Lab Control Sample	67	63	52	73	60	79
MB 240-75756/17-A	Method Blank	59	53	40	63	52	78

Surrogate Legend

FBP = 2-Fluorobiphenyl (Surr)
2FP = 2-Fluorophenol (Surr)
TBP = 2,4,6-Tribromophenol (Surr)
NBZ = Nitrobenzene-d5 (Surr)
PHL = Phenol-d5 (Surr)
TPH = Terphenyl-d14 (Surr)

Method: 8082 - Polychlorinated Biphenyls (PCBs) by Gas Chromatography

Matrix: Solid **Prep Type: Total/NA**

		Percent Surrogate Recovery (Acceptance Limits)	
		TCX1	DCB1
Lab Sample ID	Client Sample ID	(29-151)	(14-163)
240-21031-41	S-021213-SM-041	84	88
240-21031-42	S-021213-SM-042	78	85
240-21031-43	S-021213-SM-043	80	84
LCS 240-75613/21-A	Lab Control Sample	66	62
MB 240-75613/20-A	Method Blank	83	78

Surrogate Legend

TCX = Tetrachloro-m-xylene
DCB = DCB Decachlorobiphenyl

Method: 8260B - Volatile Organic Compounds (GC/MS)

Lab Sample ID: MB 240-75416/6
Matrix: Solid
Analysis Batch: 75416

Client Sample ID: Method Blank
Prep Type: Total/NA

Analyte	MB Result	MB Qualifier	RL	MDL	Unit	D	Prepared	Analyzed	Dil Fac
Acetone	13.6	J	20	6.3	ug/Kg			02/15/13 00:57	1
Benzene	5.0	U	5.0	0.23	ug/Kg			02/15/13 00:57	1
Dichlorobromomethane	5.0	U	5.0	0.28	ug/Kg			02/15/13 00:57	1
Bromoform	5.0	U	5.0	0.33	ug/Kg			02/15/13 00:57	1
Bromomethane	5.0	U	5.0	0.54	ug/Kg			02/15/13 00:57	1
2-Butanone (MEK)	20	U	20	1.4	ug/Kg			02/15/13 00:57	1
Carbon disulfide	5.0	U	5.0	0.44	ug/Kg			02/15/13 00:57	1
Carbon tetrachloride	5.0	U	5.0	0.37	ug/Kg			02/15/13 00:57	1
Chlorobenzene	5.0	U	5.0	0.33	ug/Kg			02/15/13 00:57	1
Chloroethane	5.0	U	5.0	0.86	ug/Kg			02/15/13 00:57	1
Chloroform	5.0	U	5.0	0.29	ug/Kg			02/15/13 00:57	1
Chloromethane	5.0	U	5.0	0.41	ug/Kg			02/15/13 00:57	1
1,1-Dichloroethane	5.0	U	5.0	0.36	ug/Kg			02/15/13 00:57	1
1,2-Dichloroethane	5.0	U	5.0	0.34	ug/Kg			02/15/13 00:57	1
1,1-Dichloroethene	5.0	U	5.0	0.52	ug/Kg			02/15/13 00:57	1
1,2-Dichloropropane	5.0	U	5.0	0.69	ug/Kg			02/15/13 00:57	1
cis-1,3-Dichloropropene	5.0	U	5.0	0.34	ug/Kg			02/15/13 00:57	1
trans-1,3-Dichloropropene	5.0	U	5.0	0.54	ug/Kg			02/15/13 00:57	1
Ethylbenzene	5.0	U	5.0	0.26	ug/Kg			02/15/13 00:57	1
2-Hexanone	0.727	J	20	0.63	ug/Kg			02/15/13 00:57	1
Methylene Chloride	2.52	J	5.0	0.67	ug/Kg			02/15/13 00:57	1
4-Methyl-2-pentanone (MIBK)	20	U	20	0.54	ug/Kg			02/15/13 00:57	1
Styrene	5.0	U	5.0	0.15	ug/Kg			02/15/13 00:57	1
1,1,2,2-Tetrachloroethane	5.0	U	5.0	0.34	ug/Kg			02/15/13 00:57	1
Tetrachloroethene	5.0	U	5.0	0.52	ug/Kg			02/15/13 00:57	1
Toluene	5.0	U	5.0	0.27	ug/Kg			02/15/13 00:57	1
Trichloroethene	5.0	U	5.0	0.42	ug/Kg			02/15/13 00:57	1
Vinyl chloride	5.0	U	5.0	0.39	ug/Kg			02/15/13 00:57	1
Xylenes, Total	10	U	10	0.67	ug/Kg			02/15/13 00:57	1
1,1,1-Trichloroethane	5.0	U	5.0	0.56	ug/Kg			02/15/13 00:57	1
1,1,2-Trichloroethane	5.0	U	5.0	0.39	ug/Kg			02/15/13 00:57	1
Cyclohexane	10	U	10	0.33	ug/Kg			02/15/13 00:57	1
1,2-Dibromo-3-Chloropropane	10	U	10	1.3	ug/Kg			02/15/13 00:57	1
Ethylene Dibromide	5.0	U	5.0	0.50	ug/Kg			02/15/13 00:57	1
Dichlorodifluoromethane	5.0	U	5.0	0.50	ug/Kg			02/15/13 00:57	1
cis-1,2-Dichloroethene	5.0	U	5.0	0.36	ug/Kg			02/15/13 00:57	1
trans-1,2-Dichloroethene	5.0	U	5.0	0.41	ug/Kg			02/15/13 00:57	1
Isopropylbenzene	5.0	U	5.0	0.16	ug/Kg			02/15/13 00:57	1
Methyl acetate	10	U	10	1.4	ug/Kg			02/15/13 00:57	1
Methyl tert-butyl ether	20	U	20	0.43	ug/Kg			02/15/13 00:57	1
1,1,2-Trichloro-1,2,2-trifluoroethane	5.0	U	5.0	1.3	ug/Kg			02/15/13 00:57	1
1,2,4-Trichlorobenzene	5.0	U	5.0	0.27	ug/Kg			02/15/13 00:57	1
1,2-Dichlorobenzene	5.0	U	5.0	0.36	ug/Kg			02/15/13 00:57	1
1,3-Dichlorobenzene	5.0	U	5.0	0.35	ug/Kg			02/15/13 00:57	1
1,4-Dichlorobenzene	5.0	U	5.0	0.66	ug/Kg			02/15/13 00:57	1
Trichlorofluoromethane	5.0	U	5.0	0.34	ug/Kg			02/15/13 00:57	1
Chlorodibromomethane	5.0	U	5.0	0.55	ug/Kg			02/15/13 00:57	1
Methylcyclohexane	10	U	10	0.31	ug/Kg			02/15/13 00:57	1

Method: 8260B - Volatile Organic Compounds (GC/MS) (Continued)

Lab Sample ID: MB 240-75416/6
Matrix: Solid
Analysis Batch: 75416

Client Sample ID: Method Blank
Prep Type: Total/NA

Surrogate	MB %Recovery	MB Qualifier	Limits	Prepared	Analyzed	Dil Fac
1,2-Dichloroethane-d4 (Surr)	*84*		*58 - 123*		*02/15/13 00:57*	*1*
4-Bromofluorobenzene (Surr)	*92*		*52 - 136*		*02/15/13 00:57*	*1*
Toluene-d8 (Surr)	*94*		*67 - 125*		*02/15/13 00:57*	*1*
Dibromofluoromethane (Surr)	*89*		*37 - 132*		*02/15/13 00:57*	*1*

Lab Sample ID: LCS 240-75416/5
Matrix: Solid
Analysis Batch: 75416

Client Sample ID: Lab Control Sample
Prep Type: Total/NA

Analyte	Spike Added	LCS Result	LCS Qualifier	Unit	D	%Rec	%Rec. Limits
Acetone	50.0	52.9		ug/Kg		106	41 - 137
Benzene	25.0	23.7		ug/Kg		95	79 - 112
Dichlorobromomethane	25.0	25.7		ug/Kg		103	84 - 122
Bromoform	25.0	22.8		ug/Kg		91	62 - 133
Bromomethane	25.0	22.5		ug/Kg		90	42 - 136
2-Butanone (MEK)	50.0	43.9		ug/Kg		88	52 - 131
Carbon disulfide	25.0	25.5		ug/Kg		102	62 - 146
Carbon tetrachloride	25.0	24.5		ug/Kg		98	71 - 129
Chlorobenzene	25.0	22.5		ug/Kg		90	78 - 110
Chloroethane	25.0	22.5		ug/Kg		90	58 - 117
Chloroform	25.0	23.7		ug/Kg		95	77 - 114
Chloromethane	25.0	22.7		ug/Kg		91	50 - 110
1,1-Dichloroethane	25.0	23.3		ug/Kg		93	76 - 115
1,2-Dichloroethane	25.0	23.3		ug/Kg		93	72 - 120
1,1-Dichloroethene	25.0	24.9		ug/Kg		100	75 - 135
1,2-Dichloropropane	25.0	23.8		ug/Kg		95	87 - 113
cis-1,3-Dichloropropene	25.0	24.5		ug/Kg		98	74 - 128
trans-1,3-Dichloropropene	25.0	23.9		ug/Kg		95	73 - 131
Ethylbenzene	25.0	22.3		ug/Kg		89	79 - 117
2-Hexanone	50.0	44.9		ug/Kg		90	64 - 136
Methylene Chloride	25.0	27.3		ug/Kg		109	75 - 118
4-Methyl-2-pentanone (MIBK)	50.0	47.0		ug/Kg		94	67 - 135
Styrene	25.0	24.7		ug/Kg		99	87 - 117
1,1,2,2-Tetrachloroethane	25.0	23.2		ug/Kg		93	77 - 123
Tetrachloroethene	25.0	23.5		ug/Kg		94	79 - 114
Toluene	25.0	22.9		ug/Kg		92	75 - 111
Trichloroethene	25.0	23.9		ug/Kg		96	79 - 113
Vinyl chloride	25.0	23.3		ug/Kg		93	57 - 114
Xylenes, Total	75.0	71.3		ug/Kg		95	80 - 118
1,1,1-Trichloroethane	25.0	24.1		ug/Kg		96	77 - 126
1,1,2-Trichloroethane	25.0	24.0		ug/Kg		96	83 - 112
Cyclohexane	25.0	21.3		ug/Kg		85	66 - 110
1,2-Dibromo-3-Chloropropane	25.0	22.6		ug/Kg		90	61 - 132
Ethylene Dibromide	25.0	23.6		ug/Kg		94	83 - 117
Dichlorodifluoromethane	25.0	23.0		ug/Kg		92	26 - 113
cis-1,2-Dichloroethene	25.0	23.8		ug/Kg		95	76 - 113
trans-1,2-Dichloroethene	25.0	24.1		ug/Kg		96	78 - 117
Isopropylbenzene	25.0	23.6		ug/Kg		94	76 - 122

Method: 8260B - Volatile Organic Compounds (GC/MS) (Continued)

Lab Sample ID: LCS 240-75416/5
Matrix: Solid
Analysis Batch: 75416

Client Sample ID: Lab Control Sample
Prep Type: Total/NA

Analyte	Spike Added	LCS Result	LCS Qualifier	Unit	D	%Rec	%Rec. Limits
Methyl acetate	25.0	22.6		ug/Kg		90	57 - 130
Methyl tert-butyl ether	25.0	24.5		ug/Kg		98	49 - 165
1,1,2-Trichloro-1,2,2-trifluoroethane	25.0	24.2		ug/Kg		97	82 - 138
1,2,4-Trichlorobenzene	25.0	21.2		ug/Kg		85	64 - 124
1,2-Dichlorobenzene	25.0	22.1		ug/Kg		88	76 - 110
1,3-Dichlorobenzene	25.0	23.1		ug/Kg		92	78 - 111
1,4-Dichlorobenzene	25.0	22.2		ug/Kg		89	75 - 110
Trichlorofluoromethane	25.0	26.9		ug/Kg		108	57 - 146
Chlorodibromomethane	25.0	24.0		ug/Kg		96	72 - 127
Methylcyclohexane	25.0	23.7		ug/Kg		95	70 - 126
m-Xylene & p-Xylene	50.0	47.1		ug/Kg		94	80 - 117
o-Xylene	25.0	24.2		ug/Kg		97	80 - 120

Surrogate	*LCS %Recovery*	*LCS Qualifier*	*Limits*
1,2-Dichloroethane-d4 (Surr)	*87*		*58 - 123*
4-Bromofluorobenzene (Surr)	*93*		*52 - 136*
Toluene-d8 (Surr)	*96*		*67 - 125*
Dibromofluoromethane (Surr)	*92*		*37 - 132*

Method: 8270C - Semivolatile Organic Compounds (GC/MS)

Lab Sample ID: MB 240-75756/17-A
Matrix: Solid
Analysis Batch: 76148

Client Sample ID: Method Blank
Prep Type: Total/NA
Prep Batch: 75756

Analyte	MB Result	MB Qualifier	RL	MDL	Unit	D	Prepared	Analyzed	Dil Fac
1,1'-Biphenyl	50	U	50	27	ug/Kg		02/19/13 10:04	02/22/13 08:06	1
2,2'-oxybis[1-chloropropane]	100	U	100	9.5	ug/Kg		02/19/13 10:04	02/22/13 08:06	1
2,4,5-Trichlorophenol	150	U	150	25	ug/Kg		02/19/13 10:04	02/22/13 08:06	1
2,4,6-Trichlorophenol	150	U	150	80	ug/Kg		02/19/13 10:04	02/22/13 08:06	1
2,4-Dichlorophenol	150	U	150	20	ug/Kg		02/19/13 10:04	02/22/13 08:06	1
2,4-Dimethylphenol	150	U	150	20	ug/Kg		02/19/13 10:04	02/22/13 08:06	1
2,4-Dinitrophenol	330	U	330	80	ug/Kg		02/19/13 10:04	02/22/13 08:06	1
2,4-Dinitrotoluene	200	U	200	27	ug/Kg		02/19/13 10:04	02/22/13 08:06	1
2,6-Dinitrotoluene	200	U	200	21	ug/Kg		02/19/13 10:04	02/22/13 08:06	1
2-Chloronaphthalene	50	U	50	3.3	ug/Kg		02/19/13 10:04	02/22/13 08:06	1
2-Chlorophenol	50	U	50	27	ug/Kg		02/19/13 10:04	02/22/13 08:06	1
2-Methylnaphthalene	6.7	U	6.7	3.3	ug/Kg		02/19/13 10:04	02/22/13 08:06	1
2-Methylphenol	200	U	200	80	ug/Kg		02/19/13 10:04	02/22/13 08:06	1
2-Nitroaniline	200	U	200	9.1	ug/Kg		02/19/13 10:04	02/22/13 08:06	1
2-Nitrophenol	50	U	50	27	ug/Kg		02/19/13 10:04	02/22/13 08:06	1
3,3'-Dichlorobenzidine	100	U	100	18	ug/Kg		02/19/13 10:04	02/22/13 08:06	1
3-Nitroaniline	200	U	200	16	ug/Kg		02/19/13 10:04	02/22/13 08:06	1
4,6-Dinitro-2-methylphenol	150	U	150	80	ug/Kg		02/19/13 10:04	02/22/13 08:06	1
4-Bromophenyl phenyl ether	50	U	50	13	ug/Kg		02/19/13 10:04	02/22/13 08:06	1
4-Chloro-3-methylphenol	150	U	150	21	ug/Kg		02/19/13 10:04	02/22/13 08:06	1
4-Chloroaniline	150	U	150	17	ug/Kg		02/19/13 10:04	02/22/13 08:06	1

Method: 8270C - Semivolatile Organic Compounds (GC/MS) (Continued)

Lab Sample ID: MB 240-75756/17-A
Matrix: Solid
Analysis Batch: 76148

Client Sample ID: Method Blank
Prep Type: Total/NA
Prep Batch: 75756

Analyte	MB Result	MB Qualifier	RL	MDL	Unit	D	Prepared	Analyzed	Dil Fac
4-Chlorophenyl phenyl ether	50	U	50	13	ug/Kg		02/19/13 10:04	02/22/13 08:06	1
4-Nitroaniline	200	U	200	26	ug/Kg		02/19/13 10:04	02/22/13 08:06	1
4-Nitrophenol	330	U	330	80	ug/Kg		02/19/13 10:04	02/22/13 08:06	1
Acenaphthene	6.7	U	6.7	3.3	ug/Kg		02/19/13 10:04	02/22/13 08:06	1
Acenaphthylene	6.7	U	6.7	3.3	ug/Kg		02/19/13 10:04	02/22/13 08:06	1
Acetophenone	100	U	100	9.2	ug/Kg		02/19/13 10:04	02/22/13 08:06	1
Anthracene	6.7	U	6.7	3.3	ug/Kg		02/19/13 10:04	02/22/13 08:06	1
Atrazine	200	U	200	9.1	ug/Kg		02/19/13 10:04	02/22/13 08:06	1
Benzaldehyde	100	U	100	12	ug/Kg		02/19/13 10:04	02/22/13 08:06	1
Benzo[a]anthracene	6.7	U	6.7	3.3	ug/Kg		02/19/13 10:04	02/22/13 08:06	1
Benzo[a]pyrene	6.7	U	6.7	3.3	ug/Kg		02/19/13 10:04	02/22/13 08:06	1
Benzo[b]fluoranthene	6.7	U	6.7	3.3	ug/Kg		02/19/13 10:04	02/22/13 08:06	1
Benzo[g,h,i]perylene	6.7	U	6.7	3.3	ug/Kg		02/19/13 10:04	02/22/13 08:06	1
Benzo[k]fluoranthene	6.7	U	6.7	3.3	ug/Kg		02/19/13 10:04	02/22/13 08:06	1
Bis(2-chloroethoxy)methane	100	U	100	22	ug/Kg		02/19/13 10:04	02/22/13 08:06	1
Bis(2-chloroethyl)ether	100	U	100	2.0	ug/Kg		02/19/13 10:04	02/22/13 08:06	1
Bis(2-ethylhexyl) phthalate	50	U	50	19	ug/Kg		02/19/13 10:04	02/22/13 08:06	1
Butyl benzyl phthalate	50	U	50	10	ug/Kg		02/19/13 10:04	02/22/13 08:06	1
Caprolactam	330	U	330	37	ug/Kg		02/19/13 10:04	02/22/13 08:06	1
Carbazole	50	U	50	27	ug/Kg		02/19/13 10:04	02/22/13 08:06	1
Chrysene	6.7	U	6.7	1.1	ug/Kg		02/19/13 10:04	02/22/13 08:06	1
Dibenz(a,h)anthracene	6.7	U	6.7	3.3	ug/Kg		02/19/13 10:04	02/22/13 08:06	1
Dibenzofuran	50	U	50	3.3	ug/Kg		02/19/13 10:04	02/22/13 08:06	1
Diethyl phthalate	50	U	50	16	ug/Kg		02/19/13 10:04	02/22/13 08:06	1
Dimethyl phthalate	50	U	50	17	ug/Kg		02/19/13 10:04	02/22/13 08:06	1
Di-n-butyl phthalate	50	U	50	15	ug/Kg		02/19/13 10:04	02/22/13 08:06	1
Di-n-octyl phthalate	50	U	50	27	ug/Kg		02/19/13 10:04	02/22/13 08:06	1
Fluoranthene	6.7	U	6.7	3.3	ug/Kg		02/19/13 10:04	02/22/13 08:06	1
Fluorene	6.7	U	6.7	3.3	ug/Kg		02/19/13 10:04	02/22/13 08:06	1
Hexachlorobenzene	6.7	U	6.7	2.1	ug/Kg		02/19/13 10:04	02/22/13 08:06	1
Hexachlorobutadiene	50	U	50	27	ug/Kg		02/19/13 10:04	02/22/13 08:06	1
Hexachlorocyclopentadiene	330	U	330	27	ug/Kg		02/19/13 10:04	02/22/13 08:06	1
Hexachloroethane	50	U	50	9.0	ug/Kg		02/19/13 10:04	02/22/13 08:06	1
Indeno[1,2,3-cd]pyrene	6.7	U	6.7	3.3	ug/Kg		02/19/13 10:04	02/22/13 08:06	1
Isophorone	50	U	50	13	ug/Kg		02/19/13 10:04	02/22/13 08:06	1
Naphthalene	6.7	U	6.7	3.3	ug/Kg		02/19/13 10:04	02/22/13 08:06	1
Nitrobenzene	100	U	100	2.2	ug/Kg		02/19/13 10:04	02/22/13 08:06	1
N-Nitrosodi-n-propylamine	50	U	50	27	ug/Kg		02/19/13 10:04	02/22/13 08:06	1
N-Nitrosodiphenylamine	50	U	50	21	ug/Kg		02/19/13 10:04	02/22/13 08:06	1
Pentachlorophenol	150	U	150	80	ug/Kg		02/19/13 10:04	02/22/13 08:06	1
Phenol	50	U	50	27	ug/Kg		02/19/13 10:04	02/22/13 08:06	1
Phenanthrene	6.7	U	6.7	3.3	ug/Kg		02/19/13 10:04	02/22/13 08:06	1
Pyrene	6.7	U	6.7	3.3	ug/Kg		02/19/13 10:04	02/22/13 08:06	1
3 & 4 Methylphenol	400	U	400	20	ug/Kg		02/19/13 10:04	02/22/13 08:06	1

Surrogate	*MB %Recovery*	*MB Qualifier*	*Limits*	*Prepared*	*Analyzed*	*Dil Fac*
2-Fluorobiphenyl (Surr)	*59*		*24 - 110*	*02/19/13 10:04*	*02/22/13 08:06*	*1*
2-Fluorophenol (Surr)	*53*		*24 - 110*	*02/19/13 10:04*	*02/22/13 08:06*	*1*

Method: 8270C - Semivolatile Organic Compounds (GC/MS) (Continued)

Lab Sample ID: MB 240-75756/17-A
Matrix: Solid
Analysis Batch: 76148

Client Sample ID: Method Blank
Prep Type: Total/NA
Prep Batch: 75756

Surrogate	MB %Recovery	MB Qualifier	Limits	Prepared	Analyzed	Dil Fac
2,4,6-Tribromophenol (Surr)	40		10 - 110	02/19/13 10:04	02/22/13 08:06	1
Nitrobenzene-d5 (Surr)	63		20 - 110	02/19/13 10:04	02/22/13 08:06	1
Phenol-d5 (Surr)	52		26 - 110	02/19/13 10:04	02/22/13 08:06	1
Terphenyl-d14 (Surr)	78		36 - 110	02/19/13 10:04	02/22/13 08:06	1

Lab Sample ID: LCS 240-75756/18-A
Matrix: Solid
Analysis Batch: 76148

Client Sample ID: Lab Control Sample
Prep Type: Total/NA
Prep Batch: 75756

Analyte	Spike Added	LCS Result	LCS Qualifier	Unit	D	%Rec	%Rec. Limits
1,1'-Biphenyl	667	484		ug/Kg		73	35 - 110
2,2'-oxybis[1-chloropropane]	667	460		ug/Kg		69	29 - 110
2,4,5-Trichlorophenol	667	403		ug/Kg		60	25 - 110
2,4,6-Trichlorophenol	667	390		ug/Kg		59	12 - 110
2,4-Dichlorophenol	667	400		ug/Kg		60	39 - 110
2,4-Dimethylphenol	667	266		ug/Kg		40	29 - 110
2,4-Dinitrophenol	667	467		ug/Kg		70	10 - 110
2,4-Dinitrotoluene	667	503		ug/Kg		75	48 - 110
2,6-Dinitrotoluene	667	525		ug/Kg		79	45 - 110
2-Chloronaphthalene	667	475		ug/Kg		71	32 - 110
2-Chlorophenol	667	404		ug/Kg		61	37 - 110
2-Methylnaphthalene	667	516		ug/Kg		77	36 - 110
2-Methylphenol	667	387		ug/Kg		58	41 - 110
2-Nitroaniline	667	499		ug/Kg		75	45 - 110
2-Nitrophenol	667	409		ug/Kg		61	34 - 110
3,3'-Dichlorobenzidine	667	233		ug/Kg		35	28 - 110
3-Nitroaniline	667	408		ug/Kg		61	44 - 110
4,6-Dinitro-2-methylphenol	667	398		ug/Kg		60	10 - 110
4-Bromophenyl phenyl ether	667	489		ug/Kg		73	39 - 110
4-Chloro-3-methylphenol	667	397		ug/Kg		59	48 - 110
4-Chloroaniline	667	308		ug/Kg		46	30 - 110
4-Chlorophenyl phenyl ether	667	471		ug/Kg		71	40 - 110
4-Nitroaniline	667	445		ug/Kg		67	48 - 110
4-Nitrophenol	667	422		ug/Kg		63	28 - 110
Acenaphthene	667	498		ug/Kg		75	38 - 110
Acenaphthylene	667	515		ug/Kg		77	40 - 110
Acetophenone	667	497		ug/Kg		75	40 - 110
Anthracene	667	532		ug/Kg		80	48 - 110
Atrazine	667	728		ug/Kg		109	66 - 127
Benzaldehyde	667	502		ug/Kg		75	32 - 110
Benzo[a]anthracene	667	515		ug/Kg		77	50 - 110
Benzo[a]pyrene	667	492		ug/Kg		74	44 - 110
Benzo[b]fluoranthene	667	525		ug/Kg		79	43 - 110
Benzo[g,h,i]perylene	667	633		ug/Kg		95	51 - 110
Benzo[k]fluoranthene	667	530		ug/Kg		80	38 - 105
Bis(2-chloroethoxy)methane	667	467		ug/Kg		70	32 - 110
Bis(2-chloroethyl)ether	667	474		ug/Kg		71	34 - 110
Bis(2-ethylhexyl) phthalate	667	545		ug/Kg		82	50 - 110

Method: 8270C - Semivolatile Organic Compounds (GC/MS) (Continued)

Lab Sample ID: LCS 240-75756/18-A
Matrix: Solid
Analysis Batch: 76148

Client Sample ID: Lab Control Sample
Prep Type: Total/NA
Prep Batch: 75756

Analyte	Spike Added	LCS Result	LCS Qualifier	Unit	D	%Rec	%Rec. Limits
Butyl benzyl phthalate	667	547		ug/Kg		82	51 - 110
Caprolactam	667	649		ug/Kg		97	44 - 114
Carbazole	667	514		ug/Kg		77	50 - 110
Chrysene	667	584		ug/Kg		88	50 - 110
Dibenz(a,h)anthracene	667	619		ug/Kg		93	51 - 110
Dibenzofuran	667	513		ug/Kg		77	43 - 110
Diethyl phthalate	667	512		ug/Kg		77	52 - 110
Dimethyl phthalate	667	506		ug/Kg		76	50 - 110
Di-n-butyl phthalate	667	541		ug/Kg		81	51 - 110
Di-n-octyl phthalate	667	506		ug/Kg		76	48 - 110
Fluoranthene	667	540		ug/Kg		81	51 - 110
Fluorene	667	508		ug/Kg		76	46 - 110
Hexachlorobenzene	667	487		ug/Kg		73	43 - 110
Hexachlorobutadiene	667	456		ug/Kg		68	29 - 110
Hexachlorocyclopentadiene	667	436		ug/Kg		65	12 - 110
Hexachloroethane	667	502		ug/Kg		75	30 - 110
Indeno[1,2,3-cd]pyrene	667	595		ug/Kg		89	50 - 110
Isophorone	667	488		ug/Kg		73	36 - 110
Naphthalene	667	512		ug/Kg		77	36 - 110
Nitrobenzene	667	483		ug/Kg		73	32 - 110
N-Nitrosodi-n-propylamine	667	450		ug/Kg		68	38 - 110
N-Nitrosodiphenylamine	667	440		ug/Kg		66	46 - 110
Pentachlorophenol	667	358		ug/Kg		54	10 - 110
Phenol	667	408		ug/Kg		61	38 - 110
Phenanthrene	667	507		ug/Kg		76	49 - 110
Pyrene	667	534		ug/Kg		80	49 - 110
3 & 4 Methylphenol	1330	798		ug/Kg		60	40 - 110

Surrogate	*LCS %Recovery*	*LCS Qualifier*	*Limits*
2-Fluorobiphenyl (Surr)	*67*		*24 - 110*
2-Fluorophenol (Surr)	*63*		*24 - 110*
2,4,6-Tribromophenol (Surr)	*52*		*10 - 110*
Nitrobenzene-d5 (Surr)	*73*		*20 - 110*
Phenol-d5 (Surr)	*60*		*26 - 110*
Terphenyl-d14 (Surr)	*79*		*36 - 110*

Method: 8082 - Polychlorinated Biphenyls (PCBs) by Gas Chromatography

Lab Sample ID: MB 240-75613/20-A
Matrix: Solid
Analysis Batch: 75845

Client Sample ID: Method Blank
Prep Type: Total/NA
Prep Batch: 75613

Analyte	MB Result	MB Qualifier	RL	MDL	Unit	D	Prepared	Analyzed	Dil Fac
Aroclor-1016	33	U	33	21	ug/Kg		02/18/13 10:12	02/20/13 06:28	1
Aroclor-1221	33	U	33	16	ug/Kg		02/18/13 10:12	02/20/13 06:28	1
Aroclor-1232	33	U	33	14	ug/Kg		02/18/13 10:12	02/20/13 06:28	1
Aroclor-1242	33	U	33	13	ug/Kg		02/18/13 10:12	02/20/13 06:28	1
Aroclor-1248	33	U	33	17	ug/Kg		02/18/13 10:12	02/20/13 06:28	1

Method: 8082 - Polychlorinated Biphenyls (PCBs) by Gas Chromatography (Continued)

Lab Sample ID: MB 240-75613/20-A
Matrix: Solid
Analysis Batch: 75845

Client Sample ID: Method Blank
Prep Type: Total/NA
Prep Batch: 75613

Analyte	MB Result	MB Qualifier	RL	MDL	Unit	D	Prepared	Analyzed	Dil Fac
Aroclor-1254	33	U	33	17	ug/Kg		02/18/13 10:12	02/20/13 06:28	1
Aroclor-1260	33	U	33	17	ug/Kg		02/18/13 10:12	02/20/13 06:28	1

Surrogate	*MB %Recovery*	*MB Qualifier*	*Limits*	*Prepared*	*Analyzed*	*Dil Fac*
Tetrachloro-m-xylene	*83*		*29 - 151*	*02/18/13 10:12*	*02/20/13 06:28*	*1*
DCB Decachlorobiphenyl	*78*		*14 - 163*	*02/18/13 10:12*	*02/20/13 06:28*	*1*

Lab Sample ID: LCS 240-75613/21-A
Matrix: Solid
Analysis Batch: 75845

Client Sample ID: Lab Control Sample
Prep Type: Total/NA
Prep Batch: 75613

Analyte	Spike Added	LCS Result	LCS Qualifier	Unit	D	%Rec	%Rec. Limits
Aroclor-1016	333	229		ug/Kg		69	62 - 120
Aroclor-1260	333	205		ug/Kg		62	56 - 122

Surrogate	*LCS %Recovery*	*LCS Qualifier*	*Limits*
Tetrachloro-m-xylene	*66*		*29 - 151*
DCB Decachlorobiphenyl	*62*		*14 - 163*

Method: 6010B - Metals (ICP)

Lab Sample ID: MB 240-75344/1-A
Matrix: Solid
Analysis Batch: 75567

Client Sample ID: Method Blank
Prep Type: Total/NA
Prep Batch: 75344

Analyte	MB Result	MB Qualifier	RL	MDL	Unit	D	Prepared	Analyzed	Dil Fac
Aluminum	20	U	20	9.6	mg/Kg		02/14/13 11:35	02/15/13 17:32	1
Antimony	1.0	U	1.0	0.39	mg/Kg		02/14/13 11:35	02/15/13 17:32	1
Barium	0.158	J	20	0.071	mg/Kg		02/14/13 11:35	02/15/13 17:32	1
Beryllium	0.50	U	0.50	0.043	mg/Kg		02/14/13 11:35	02/15/13 17:32	1
Calcium	16.5	J	500	16	mg/Kg		02/14/13 11:35	02/15/13 17:32	1
Cadmium	0.20	U	0.20	0.036	mg/Kg		02/14/13 11:35	02/15/13 17:32	1
Cobalt	5.0	U	5.0	0.16	mg/Kg		02/14/13 11:35	02/15/13 17:32	1
Chromium	0.50	U	0.50	0.20	mg/Kg		02/14/13 11:35	02/15/13 17:32	1
Copper	2.5	U	2.5	0.74	mg/Kg		02/14/13 11:35	02/15/13 17:32	1
Iron	10	U	10	4.9	mg/Kg		02/14/13 11:35	02/15/13 17:32	1
Potassium	500	U	500	6.2	mg/Kg		02/14/13 11:35	02/15/13 17:32	1
Magnesium	500	U	500	5.1	mg/Kg		02/14/13 11:35	02/15/13 17:32	1
Manganese	0.111	J	1.5	0.074	mg/Kg		02/14/13 11:35	02/15/13 17:32	1
Silver	0.50	U	0.50	0.10	mg/Kg		02/14/13 11:35	02/15/13 17:32	1
Sodium	500	U	500	66	mg/Kg		02/14/13 11:35	02/15/13 17:32	1
Nickel	4.0	U	4.0	0.27	mg/Kg		02/14/13 11:35	02/15/13 17:32	1
Vanadium	5.0	U	5.0	0.12	mg/Kg		02/14/13 11:35	02/15/13 17:32	1
Zinc	2.0	U	2.0	1.0	mg/Kg		02/14/13 11:35	02/15/13 17:32	1
Arsenic	1.0	U	1.0	0.30	mg/Kg		02/14/13 11:35	02/15/13 17:32	1
Lead	0.30	U	0.30	0.19	mg/Kg		02/14/13 11:35	02/15/13 17:32	1
Selenium	0.50	U	0.50	0.45	mg/Kg		02/14/13 11:35	02/15/13 17:32	1

Method: 6010B - Metals (ICP) (Continued)

Lab Sample ID: MB 240-75344/1-A
Matrix: Solid
Analysis Batch: 75567

Client Sample ID: Method Blank
Prep Type: Total/NA
Prep Batch: 75344

Analyte	MB Result	MB Qualifier	RL	MDL	Unit	D	Prepared	Analyzed	Dil Fac
Thallium	1.0	U	1.0	0.55	mg/Kg		02/14/13 11:35	02/15/13 17:32	1

Lab Sample ID: LCS 240-75344/2-A
Matrix: Solid
Analysis Batch: 75567

Client Sample ID: Lab Control Sample
Prep Type: Total/NA
Prep Batch: 75344

Analyte	Spike Added	LCS Result	LCS Qualifier	Unit	D	%Rec	%Rec. Limits
Aluminum	200	190		mg/Kg		95	80 - 120
Antimony	50.0	49.3		mg/Kg		99	80 - 120
Barium	200	179		mg/Kg		89	80 - 120
Beryllium	5.00	4.81		mg/Kg		96	80 - 120
Calcium	5000	4760		mg/Kg		95	80 - 120
Cadmium	5.00	5.19		mg/Kg		104	80 - 120
Cobalt	50.0	46.7		mg/Kg		93	80 - 120
Chromium	20.0	18.2		mg/Kg		91	80 - 120
Copper	25.0	23.3		mg/Kg		93	80 - 120
Iron	100	99.3		mg/Kg		99	80 - 120
Potassium	5000	4740		mg/Kg		95	80 - 120
Magnesium	5000	4800		mg/Kg		96	80 - 120
Manganese	50.0	48.9		mg/Kg		98	80 - 120
Silver	5.00	4.94		mg/Kg		99	80 - 120
Sodium	5000	4870		mg/Kg		97	80 - 120
Nickel	50.0	46.8		mg/Kg		94	80 - 120
Vanadium	50.0	46.6		mg/Kg		93	80 - 120
Zinc	50.0	47.2		mg/Kg		94	80 - 120
Arsenic	200	193		mg/Kg		96	80 - 120
Lead	50.0	46.4		mg/Kg		93	80 - 120
Selenium	200	190		mg/Kg		95	80 - 120
Thallium	200	184		mg/Kg		92	80 - 120

Lab Sample ID: 240-21031-25 MS
Matrix: Solid
Analysis Batch: 75567

Client Sample ID: S-021213-SM-025
Prep Type: Total/NA
Prep Batch: 75344

Analyte	Sample Result	Sample Qualifier	Spike Added	MS Result	MS Qualifier	Unit	D	%Rec	%Rec. Limits
Lead	4.7		50.8	42.9		mg/Kg	☼	75	75 - 125

Lab Sample ID: 240-21031-25 MSD
Matrix: Solid
Analysis Batch: 75567

Client Sample ID: S-021213-SM-025
Prep Type: Total/NA
Prep Batch: 75344

Analyte	Sample Result	Sample Qualifier	Spike Added	MSD Result	MSD Qualifier	Unit	D	%Rec	%Rec. Limits	RPD	RPD Limit
Lead	4.7		50.8	43.8		mg/Kg	☼	77	75 - 125	2	20

Client: Conestoga-Rovers & Associates, Inc.
Project/Site: 017324-T07-017, RACER Former MTM

TestAmerica Job ID: 240-21031-1

Method: 7471A - Mercury (CVAA)

Lab Sample ID: MB 240-75634/1-A
Matrix: Solid
Analysis Batch: 75953

Client Sample ID: Method Blank
Prep Type: Total/NA
Prep Batch: 75634

Analyte	MB Result	MB Qualifier	RL	MDL	Unit	D	Prepared	Analyzed	Dil Fac
Mercury	0.10	U	0.10	0.015	mg/Kg		02/18/13 14:10	02/20/13 12:41	1

Lab Sample ID: LCS 240-75634/2-A
Matrix: Solid
Analysis Batch: 75953

Client Sample ID: Lab Control Sample
Prep Type: Total/NA
Prep Batch: 75634

Analyte	Spike Added	LCS Result	LCS Qualifier	Unit	D	%Rec	%Rec. Limits
Mercury	0.833	1.01		mg/Kg		121	73 - 121

Method: 9012A - Cyanide, Total and/or Amenable

Lab Sample ID: MB 240-75749/1-A
Matrix: Solid
Analysis Batch: 75838

Client Sample ID: Method Blank
Prep Type: Total/NA
Prep Batch: 75749

Analyte	MB Result	MB Qualifier	RL	MDL	Unit	D	Prepared	Analyzed	Dil Fac
Cyanide, Total	0.50	U	0.50	0.10	mg/Kg		02/19/13 09:53	02/19/13 13:54	1

Lab Sample ID: LCS 240-75749/2-A
Matrix: Solid
Analysis Batch: 75838

Client Sample ID: Lab Control Sample
Prep Type: Total/NA
Prep Batch: 75749

Analyte	Spike Added	LCS Result	LCS Qualifier	Unit	D	%Rec	%Rec. Limits
Cyanide, Total	2.42	2.12		mg/Kg		88	68 - 123

Lab Sample ID: MRL 240-75838/6 MRL
Matrix: Solid
Analysis Batch: 75838

Client Sample ID: Lab Control Sample
Prep Type: Total/NA

Analyte	Spike Added	MRL Result	MRL Qualifier	Unit	D	%Rec	%Rec. Limits
Cyanide, Total	0.0100	0.0115		mg/L		115	70 - 130

GC/MS VOA

Prep Batch: 75411

Lab Sample ID	Client Sample ID	Prep Type	Matrix	Method	Prep Batch
240-21031-41	S-021213-SM-041	Total/NA	Solid	5035	
240-21031-42	S-021213-SM-042	Total/NA	Solid	5035	
240-21031-43	S-021213-SM-043	Total/NA	Solid	5035	

Analysis Batch: 75416

Lab Sample ID	Client Sample ID	Prep Type	Matrix	Method	Prep Batch
240-21031-41	S-021213-SM-041	Total/NA	Solid	8260B	75411
240-21031-42	S-021213-SM-042	Total/NA	Solid	8260B	75411
240-21031-43	S-021213-SM-043	Total/NA	Solid	8260B	75411
LCS 240-75416/5	Lab Control Sample	Total/NA	Solid	8260B	
MB 240-75416/6	Method Blank	Total/NA	Solid	8260B	

GC/MS Semi VOA

Prep Batch: 75756

Lab Sample ID	Client Sample ID	Prep Type	Matrix	Method	Prep Batch
240-21031-41	S-021213-SM-041	Total/NA	Solid	3540C	
240-21031-42	S-021213-SM-042	Total/NA	Solid	3540C	
240-21031-43	S-021213-SM-043	Total/NA	Solid	3540C	
LCS 240-75756/18-A	Lab Control Sample	Total/NA	Solid	3540C	
MB 240-75756/17-A	Method Blank	Total/NA	Solid	3540C	

Analysis Batch: 76148

Lab Sample ID	Client Sample ID	Prep Type	Matrix	Method	Prep Batch
LCS 240-75756/18-A	Lab Control Sample	Total/NA	Solid	8270C	75756
MB 240-75756/17-A	Method Blank	Total/NA	Solid	8270C	75756

Analysis Batch: 76294

Lab Sample ID	Client Sample ID	Prep Type	Matrix	Method	Prep Batch
240-21031-41	S-021213-SM-041	Total/NA	Solid	8270C	75756
240-21031-42	S-021213-SM-042	Total/NA	Solid	8270C	75756
240-21031-43	S-021213-SM-043	Total/NA	Solid	8270C	75756

GC Semi VOA

Prep Batch: 75613

Lab Sample ID	Client Sample ID	Prep Type	Matrix	Method	Prep Batch
240-21031-41	S-021213-SM-041	Total/NA	Solid	3540C	
240-21031-42	S-021213-SM-042	Total/NA	Solid	3540C	
240-21031-43	S-021213-SM-043	Total/NA	Solid	3540C	
LCS 240-75613/21-A	Lab Control Sample	Total/NA	Solid	3540C	
MB 240-75613/20-A	Method Blank	Total/NA	Solid	3540C	

Analysis Batch: 75845

Lab Sample ID	Client Sample ID	Prep Type	Matrix	Method	Prep Batch
240-21031-41	S-021213-SM-041	Total/NA	Solid	8082	75613
240-21031-42	S-021213-SM-042	Total/NA	Solid	8082	75613
240-21031-43	S-021213-SM-043	Total/NA	Solid	8082	75613
LCS 240-75613/21-A	Lab Control Sample	Total/NA	Solid	8082	75613
MB 240-75613/20-A	Method Blank	Total/NA	Solid	8082	75613

Metals

Prep Batch: 75344

Lab Sample ID	Client Sample ID	Prep Type	Matrix	Method	Prep Batch
240-21031-1	S-021113-SM-001	Total/NA	Solid	3050B	
240-21031-4	S-021113-SM-004	Total/NA	Solid	3050B	
240-21031-10	S-021113-SM-010	Total/NA	Solid	3050B	
240-21031-19	S-021213-SM-019	Total/NA	Solid	3050B	
240-21031-20	S-021213-SM-020	Total/NA	Solid	3050B	
240-21031-25	S-021213-SM-025	Total/NA	Solid	3050B	
240-21031-25 MS	S-021213-SM-025	Total/NA	Solid	3050B	
240-21031-25 MSD	S-021213-SM-025	Total/NA	Solid	3050B	
240-21031-26	S-021213-SM-026	Total/NA	Solid	3050B	
240-21031-31	S-021213-SM-031	Total/NA	Solid	3050B	
240-21031-37	S-021213-SM-037	Total/NA	Solid	3050B	
240-21031-38	S-021213-SM-038	Total/NA	Solid	3050B	
240-21031-41	S-021213-SM-041	Total/NA	Solid	3050B	
240-21031-42	S-021213-SM-042	Total/NA	Solid	3050B	
240-21031-43	S-021213-SM-043	Total/NA	Solid	3050B	
LCS 240-75344/2-A	Lab Control Sample	Total/NA	Solid	3050B	
MB 240-75344/1-A	Method Blank	Total/NA	Solid	3050B	

Analysis Batch: 75567

Lab Sample ID	Client Sample ID	Prep Type	Matrix	Method	Prep Batch
240-21031-1	S-021113-SM-001	Total/NA	Solid	6010B	75344
240-21031-4	S-021113-SM-004	Total/NA	Solid	6010B	75344
240-21031-10	S-021113-SM-010	Total/NA	Solid	6010B	75344
240-21031-19	S-021213-SM-019	Total/NA	Solid	6010B	75344
240-21031-20	S-021213-SM-020	Total/NA	Solid	6010B	75344
240-21031-25	S-021213-SM-025	Total/NA	Solid	6010B	75344
240-21031-25 MS	S-021213-SM-025	Total/NA	Solid	6010B	75344
240-21031-25 MSD	S-021213-SM-025	Total/NA	Solid	6010B	75344
240-21031-26	S-021213-SM-026	Total/NA	Solid	6010B	75344
240-21031-31	S-021213-SM-031	Total/NA	Solid	6010B	75344
240-21031-37	S-021213-SM-037	Total/NA	Solid	6010B	75344
240-21031-38	S-021213-SM-038	Total/NA	Solid	6010B	75344
240-21031-41	S-021213-SM-041	Total/NA	Solid	6010B	75344
240-21031-42	S-021213-SM-042	Total/NA	Solid	6010B	75344
240-21031-43	S-021213-SM-043	Total/NA	Solid	6010B	75344
LCS 240-75344/2-A	Lab Control Sample	Total/NA	Solid	6010B	75344
MB 240-75344/1-A	Method Blank	Total/NA	Solid	6010B	75344

Prep Batch: 75634

Lab Sample ID	Client Sample ID	Prep Type	Matrix	Method	Prep Batch
240-21031-41	S-021213-SM-041	Total/NA	Solid	7471A	
240-21031-42	S-021213-SM-042	Total/NA	Solid	7471A	
240-21031-43	S-021213-SM-043	Total/NA	Solid	7471A	
LCS 240-75634/2-A	Lab Control Sample	Total/NA	Solid	7471A	
MB 240-75634/1-A	Method Blank	Total/NA	Solid	7471A	

Analysis Batch: 75702

Lab Sample ID	Client Sample ID	Prep Type	Matrix	Method	Prep Batch
240-21031-41	S-021213-SM-041	Total/NA	Solid	6010B	75344
240-21031-42	S-021213-SM-042	Total/NA	Solid	6010B	75344
240-21031-43	S-021213-SM-043	Total/NA	Solid	6010B	75344

Metals (Continued)

Analysis Batch: 75953

Lab Sample ID	Client Sample ID	Prep Type	Matrix	Method	Prep Batch
240-21031-41	S-021213-SM-041	Total/NA	Solid	7471A	75634
240-21031-42	S-021213-SM-042	Total/NA	Solid	7471A	75634
240-21031-43	S-021213-SM-043	Total/NA	Solid	7471A	75634
LCS 240-75634/2-A	Lab Control Sample	Total/NA	Solid	7471A	75634
MB 240-75634/1-A	Method Blank	Total/NA	Solid	7471A	75634

General Chemistry

Analysis Batch: 75479

Lab Sample ID	Client Sample ID	Prep Type	Matrix	Method	Prep Batch
240-21031-1	S-021113-SM-001	Total/NA	Solid	Moisture	
240-21031-1 DU	S-021113-SM-001	Total/NA	Solid	Moisture	
240-21031-4	S-021113-SM-004	Total/NA	Solid	Moisture	
240-21031-10	S-021113-SM-010	Total/NA	Solid	Moisture	
240-21031-19	S-021213-SM-019	Total/NA	Solid	Moisture	
240-21031-20	S-021213-SM-020	Total/NA	Solid	Moisture	
240-21031-25	S-021213-SM-025	Total/NA	Solid	Moisture	
240-21031-25 DU	S-021213-SM-025	Total/NA	Solid	Moisture	
240-21031-26	S-021213-SM-026	Total/NA	Solid	Moisture	
240-21031-31	S-021213-SM-031	Total/NA	Solid	Moisture	
240-21031-37	S-021213-SM-037	Total/NA	Solid	Moisture	
240-21031-38	S-021213-SM-038	Total/NA	Solid	Moisture	
240-21031-41	S-021213-SM-041	Total/NA	Solid	Moisture	
240-21031-42	S-021213-SM-042	Total/NA	Solid	Moisture	
240-21031-43	S-021213-SM-043	Total/NA	Solid	Moisture	

Prep Batch: 75749

Lab Sample ID	Client Sample ID	Prep Type	Matrix	Method	Prep Batch
240-21031-41	S-021213-SM-041	Total/NA	Solid	9012A	
240-21031-42	S-021213-SM-042	Total/NA	Solid	9012A	
240-21031-43	S-021213-SM-043	Total/NA	Solid	9012A	
LCS 240-75749/2-A	Lab Control Sample	Total/NA	Solid	9012A	
MB 240-75749/1-A	Method Blank	Total/NA	Solid	9012A	

Analysis Batch: 75838

Lab Sample ID	Client Sample ID	Prep Type	Matrix	Method	Prep Batch
240-21031-41	S-021213-SM-041	Total/NA	Solid	9012A	75749
240-21031-42	S-021213-SM-042	Total/NA	Solid	9012A	75749
240-21031-43	S-021213-SM-043	Total/NA	Solid	9012A	75749
LCS 240-75749/2-A	Lab Control Sample	Total/NA	Solid	9012A	75749
MB 240-75749/1-A	Method Blank	Total/NA	Solid	9012A	75749
MRL 240-75838/6 MRL	Lab Control Sample	Total/NA	Solid	9012A	

Client Sample ID: S-021113-SM-001 — **Lab Sample ID: 240-21031-1**
Date Collected: 02/11/13 14:50 — **Matrix: Solid**
Date Received: 02/14/13 07:45 — **Percent Solids: 79.3**

Prep Type	Batch Type	Batch Method	Run	Dilution Factor	Batch Number	Prepared or Analyzed	Analyst	Lab
Total/NA	Prep	3050B			75344	02/14/13 11:35	DE	TAL NC
Total/NA	Analysis	6010B		1	75567	02/15/13 18:11	SG	TAL NC
Total/NA	Analysis	Moisture		1	75479	02/15/13 11:12	JK	TAL NC

Client Sample ID: S-021113-SM-004 — **Lab Sample ID: 240-21031-4**
Date Collected: 02/11/13 15:10 — **Matrix: Solid**
Date Received: 02/14/13 07:45 — **Percent Solids: 80.1**

Prep Type	Batch Type	Batch Method	Run	Dilution Factor	Batch Number	Prepared or Analyzed	Analyst	Lab
Total/NA	Prep	3050B			75344	02/14/13 11:35	DE	TAL NC
Total/NA	Analysis	6010B		1	75567	02/15/13 18:16	SG	TAL NC
Total/NA	Analysis	Moisture		1	75479	02/15/13 11:12	JK	TAL NC

Client Sample ID: S-021113-SM-010 — **Lab Sample ID: 240-21031-10**
Date Collected: 02/11/13 15:42 — **Matrix: Solid**
Date Received: 02/14/13 07:45 — **Percent Solids: 87.5**

Prep Type	Batch Type	Batch Method	Run	Dilution Factor	Batch Number	Prepared or Analyzed	Analyst	Lab
Total/NA	Prep	3050B			75344	02/14/13 11:35	DE	TAL NC
Total/NA	Analysis	6010B		1	75567	02/15/13 18:20	SG	TAL NC
Total/NA	Analysis	Moisture		1	75479	02/15/13 11:12	JK	TAL NC

Client Sample ID: S-021213-SM-019 — **Lab Sample ID: 240-21031-19**
Date Collected: 02/12/13 08:00 — **Matrix: Solid**
Date Received: 02/14/13 07:45 — **Percent Solids: 87.0**

Prep Type	Batch Type	Batch Method	Run	Dilution Factor	Batch Number	Prepared or Analyzed	Analyst	Lab
Total/NA	Prep	3050B			75344	02/14/13 11:35	DE	TAL NC
Total/NA	Analysis	6010B		1	75567	02/15/13 18:24	SG	TAL NC
Total/NA	Analysis	Moisture		1	75479	02/15/13 11:12	JK	TAL NC

Client Sample ID: S-021213-SM-020 — **Lab Sample ID: 240-21031-20**
Date Collected: 02/12/13 08:01 — **Matrix: Solid**
Date Received: 02/14/13 07:45 — **Percent Solids: 84.8**

Prep Type	Batch Type	Batch Method	Run	Dilution Factor	Batch Number	Prepared or Analyzed	Analyst	Lab
Total/NA	Prep	3050B			75344	02/14/13 11:35	DE	TAL NC
Total/NA	Analysis	6010B		1	75567	02/15/13 18:36	SG	TAL NC
Total/NA	Analysis	Moisture		1	75479	02/15/13 11:12	JK	TAL NC

Client Sample ID: S-021213-SM-025

Lab Sample ID: 240-21031-25

Date Collected: 02/12/13 09:28
Matrix: Solid
Date Received: 02/14/13 07:45
Percent Solids: 89.5

Prep Type	Batch Type	Batch Method	Run	Dilution Factor	Batch Number	Prepared or Analyzed	Analyst	Lab
Total/NA	Prep	3050B			75344	02/14/13 11:35	DE	TAL NC
Total/NA	Analysis	6010B		1	75567	02/15/13 17:56	SG	TAL NC
Total/NA	Analysis	Moisture		1	75479	02/15/13 11:12	JK	TAL NC

Client Sample ID: S-021213-SM-026

Lab Sample ID: 240-21031-26

Date Collected: 02/12/13 09:29
Matrix: Solid
Date Received: 02/14/13 07:45
Percent Solids: 88.2

Prep Type	Batch Type	Batch Method	Run	Dilution Factor	Batch Number	Prepared or Analyzed	Analyst	Lab
Total/NA	Prep	3050B			75344	02/14/13 11:35	DE	TAL NC
Total/NA	Analysis	6010B		1	75567	02/15/13 18:40	SG	TAL NC
Total/NA	Analysis	Moisture		1	75479	02/15/13 11:12	JK	TAL NC

Client Sample ID: S-021213-SM-031

Lab Sample ID: 240-21031-31

Date Collected: 02/12/13 10:13
Matrix: Solid
Date Received: 02/14/13 07:45
Percent Solids: 83.0

Prep Type	Batch Type	Batch Method	Run	Dilution Factor	Batch Number	Prepared or Analyzed	Analyst	Lab
Total/NA	Prep	3050B			75344	02/14/13 11:35	DE	TAL NC
Total/NA	Analysis	6010B		1	75567	02/15/13 18:44	SG	TAL NC
Total/NA	Analysis	Moisture		1	75479	02/15/13 11:12	JK	TAL NC

Client Sample ID: S-021213-SM-037

Lab Sample ID: 240-21031-37

Date Collected: 02/12/13 10:33
Matrix: Solid
Date Received: 02/14/13 07:45
Percent Solids: 84.6

Prep Type	Batch Type	Batch Method	Run	Dilution Factor	Batch Number	Prepared or Analyzed	Analyst	Lab
Total/NA	Prep	3050B			75344	02/14/13 11:35	DE	TAL NC
Total/NA	Analysis	6010B		1	75567	02/15/13 18:48	SG	TAL NC
Total/NA	Analysis	Moisture		1	75479	02/15/13 11:12	JK	TAL NC

Client Sample ID: S-021213-SM-038

Lab Sample ID: 240-21031-38

Date Collected: 02/12/13 10:34
Matrix: Solid
Date Received: 02/14/13 07:45
Percent Solids: 88.0

Prep Type	Batch Type	Batch Method	Run	Dilution Factor	Batch Number	Prepared or Analyzed	Analyst	Lab
Total/NA	Prep	3050B			75344	02/14/13 11:35	DE	TAL NC
Total/NA	Analysis	6010B		1	75567	02/15/13 18:52	SG	TAL NC
Total/NA	Analysis	Moisture		1	75479	02/15/13 11:15	JK	TAL NC

Client Sample ID: S-021213-SM-041

Lab Sample ID: 240-21031-41

Date Collected: 02/13/13 08:22
Matrix: Solid
Date Received: 02/14/13 07:45
Percent Solids: 89.8

Prep Type	Batch Type	Batch Method	Run	Dilution Factor	Batch Number	Prepared or Analyzed	Analyst	Lab
Total/NA	Prep	5035			75411	02/14/13 18:52	LM	TAL NC
Total/NA	Analysis	8260B		1	75416	02/15/13 07:34	TL	TAL NC
Total/NA	Prep	3540C			75756	02/19/13 10:04	LM	TAL NC
Total/NA	Analysis	8270C		1	76294	02/25/13 12:40	TH	TAL NC
Total/NA	Prep	3540C			75613	02/18/13 10:12	CC	TAL NC
Total/NA	Analysis	8082		1	75845	02/20/13 04:34	LH	TAL NC
Total/NA	Prep	3050B			75344	02/14/13 11:35	DE	TAL NC
Total/NA	Analysis	6010B		1	75567	02/15/13 18:56	SG	TAL NC
Total/NA	Analysis	6010B		5	75702	02/18/13 13:23	RT	TAL NC
Total/NA	Prep	7471A			75634	02/18/13 14:10	DE	TAL NC
Total/NA	Analysis	7471A		1	75953	02/20/13 12:58	DH	TAL NC
Total/NA	Analysis	Moisture		1	75479	02/15/13 11:15	JK	TAL NC
Total/NA	Prep	9012A			75749	02/19/13 09:53	AM	TAL NC
Total/NA	Analysis	9012A		1	75838	02/19/13 14:00	AM	TAL NC

Client Sample ID: S-021213-SM-042

Lab Sample ID: 240-21031-42

Date Collected: 02/13/13 08:23
Matrix: Solid
Date Received: 02/14/13 07:45
Percent Solids: 87.5

Prep Type	Batch Type	Batch Method	Run	Dilution Factor	Batch Number	Prepared or Analyzed	Analyst	Lab
Total/NA	Prep	5035			75411	02/14/13 18:52	LM	TAL NC
Total/NA	Analysis	8260B		1	75416	02/15/13 08:16	TL	TAL NC
Total/NA	Prep	3540C			75756	02/19/13 10:04	LM	TAL NC
Total/NA	Analysis	8270C		1	76294	02/25/13 13:02	TH	TAL NC
Total/NA	Prep	3540C			75613	02/18/13 10:12	CC	TAL NC
Total/NA	Analysis	8082		1	75845	02/20/13 04:48	LH	TAL NC
Total/NA	Prep	3050B			75344	02/14/13 11:35	DE	TAL NC
Total/NA	Analysis	6010B		1	75567	02/15/13 19:00	SG	TAL NC
Total/NA	Analysis	6010B		5	75702	02/18/13 13:27	RT	TAL NC
Total/NA	Prep	7471A			75634	02/18/13 14:10	DE	TAL NC
Total/NA	Analysis	7471A		1	75953	02/20/13 12:54	DH	TAL NC
Total/NA	Analysis	Moisture		1	75479	02/15/13 11:15	JK	TAL NC
Total/NA	Prep	9012A			75749	02/19/13 09:53	AM	TAL NC
Total/NA	Analysis	9012A		1	75838	02/19/13 14:00	AM	TAL NC

Client Sample ID: S-021213-SM-043

Lab Sample ID: 240-21031-43

Date Collected: 02/13/13 08:25
Matrix: Solid
Date Received: 02/14/13 07:45
Percent Solids: 90.5

Prep Type	Batch Type	Batch Method	Run	Dilution Factor	Batch Number	Prepared or Analyzed	Analyst	Lab
Total/NA	Prep	5035			75411	02/14/13 18:52	LM	TAL NC
Total/NA	Analysis	8260B		1	75416	02/15/13 07:55	TL	TAL NC
Total/NA	Prep	3540C			75756	02/19/13 10:04	LM	TAL NC

Lab Chronicle

Client: Conestoga-Rovers & Associates, Inc.
Project/Site: 017324-T07-017, RACER Former MTM

TestAmerica Job ID: 240-21031-1

Client Sample ID: S-021213-SM-043
Date Collected: 02/13/13 08:25
Date Received: 02/14/13 07:45

Lab Sample ID: 240-21031-43
Matrix: Solid
Percent Solids: 90.5

Prep Type	Batch Type	Batch Method	Run	Dilution Factor	Batch Number	Prepared or Analyzed	Analyst	Lab
Total/NA	Analysis	8270C		1	76294	02/25/13 13:24	TH	TAL NC
Total/NA	Prep	3540C			75613	02/18/13 10:12	CC	TAL NC
Total/NA	Analysis	8082		1	75845	02/20/13 05:02	LH	TAL NC
Total/NA	Prep	3050B			75344	02/14/13 11:35	DE	TAL NC
Total/NA	Analysis	6010B		1	75567	02/15/13 19:04	SG	TAL NC
Total/NA	Analysis	6010B		5	75702	02/18/13 13:39	RT	TAL NC
Total/NA	Prep	7471A			75634	02/18/13 14:10	DE	TAL NC
Total/NA	Analysis	7471A		1	75953	02/20/13 13:04	DH	TAL NC
Total/NA	Analysis	Moisture		1	75479	02/15/13 11:15	JK	TAL NC
Total/NA	Prep	9012A			75749	02/19/13 09:53	AM	TAL NC
Total/NA	Analysis	9012A		1	75838	02/19/13 14:00	AM	TAL NC

Laboratory References:

TAL NC = TestAmerica Canton, 4101 Shuffel Street NW, North Canton, OH 44720, TEL (330)497-9396

Certification Summary

Client: Conestoga-Rovers & Associates, Inc.
Project/Site: 017324-T07-017, RACER Former MTM

TestAmerica Job ID: 240-21031-1

Laboratory: TestAmerica Canton

All certifications held by this laboratory are listed. Not all certifications are applicable to this report.

Authority	Program	EPA Region	Certification ID	Expiration Date
California	NELAP	9	01144CA	06-30-13
Connecticut	State Program	1	PH-0590	12-31-13
Florida	NELAP	4	E87225	06-30-13
Georgia	State Program	4	N/A	06-30-13
Illinois	NELAP	5	200004	07-31-13
Kansas	NELAP	7	E-10336	01-31-14
Kentucky	State Program	4	58	06-30-13
L-A-B	DoD ELAP		L2315	07-28-13
Nevada	State Program	9	OH-000482008A	07-31-13
New Jersey	NELAP	2	OH001	06-30-13
New York	NELAP	2	10975	04-01-13
Ohio VAP	State Program	5	CL0024	01-19-14
Pennsylvania	NELAP	3	68-00340	08-31-13
Texas	NELAP	6		08-03-13
USDA	Federal		P330-11-00328	08-26-14
Virginia	NELAP	3	460175	09-14-13
Wisconsin	State Program	5	999518190	08-31-13

CHAIN OF CUSTODY RECORD

COC NO.: IN- 03021
PAGE 1 OF 3
(See Reverse Side for Instructions)

CONESTOGA-ROVERS & ASSOCIATES
6520 Corporate Drive, Indianapolis, Indiana 46278
Phone: (317) 291-7007 Fax: (317) 328-2666

Project No/ Phase/Task Code: 017324-T07-CRA13	Laboratory Name: test America	Lab Location: North Canton	SSOW ID: 017324-T07-017
Project Name: MTM	Lab Contact: Denise Heckler	Lab Quote No:	Cooler No:
Project Location: Muncie IN			Carrier: Fedex
Chemistry Contact: Michael Richardson			Airbill No: 872427115416
Sampler(s): Sam Melecosky			Date Shipped: 2/13/13

Item	Sample Identification (Containers for each sample may be combined on one line)	Date (mm/dd/yy)	Time (hh:mm)	Matrix Code (see back of COC)	Grab (G) or Comp (C)	Unpreserved	Hydrochloric Acid (HCl)	Nitric Acid (HNO_3)	Sulfuric Acid (H_2SO_4)	Sodium Hydroxide (NaOH)	Methanol/Water (Soil VOC)	EnCores 3x5-g, 1x25-g	Other:	Total Containers/Sample	TOT Lead	MS/MSD Request	Comments/ Special Instructions:
1	S-021113-SM-001	02/11/13	1450	SO	G	1								1	X		
2	-002		1455			1								1	X		Hold
3	-003		1456			1								1	X		Hold
4	-004		1510			1								1	X		
5	-005		1512			1								1	X		Hold
6	-006		1515			1								1	X		Hold
7	-007		1530			1								1	X		Hold
8	-008		1532			1								1	X		Hold
9	-009		1535			1								1	X		Hold
10	-010		1542			1								1	X		
11	-011		1545			1								1	X		Hold
12	-012		1547			1								1	X		Hold
13	-013		1600			1								1	X		Hold
14	-014		1602			1								1	X		Hold
15	S-021113-SM-015	02/11/13	1604	SO	G	1								1	X		Hold

TAT Required in business days (use separate COCs for different TATs):
☐ 1 Day ☐ 2 Days ☐ 3 Days ☐ 1 Week ☐ 2 Week ☒ Other: 5 day

Total Number of Containers: 59

All Samples in Cooler must be on COC

Notes/ Special Requirements:

Relinquished By	Company	Date	Time	Received By	Company	Date	Time
1.	CRA	2/13/13	1700	1.	TM	2/14/13	745
2.				2.			
3.				3.			

THE CHAIN OF CUSTODY IS A LEGAL DOCUMENT – ALL FIELDS MUST BE COMPLETED ACCURATELY

Distribution: WHITE – Fully Executed Copy (CRA) YELLOW – Receiving Laboratory Copy PINK – Shipper GOLDENROD – Sampling Crew

CRA Form: COC-10A (20110804)

CHAIN OF CUSTODY RECORD

COC NO.: IN- 03183
PAGE 2 OF 3
(See Reverse Side for Instructions)

CONESTOGA-ROVERS & ASSOCIATES
6520 Corporate Drive, Indianapolis, Indiana 46278
Phone: (317) 291-7007 Fax: (317) 328-2666

Project No/ Phase/Task Code: 017324-T07 CRA13	Laboratory Name: Test America	Lab Location: North Carolina	SSOW ID:
Project Name: MTM	Lab Contact: Denise Heckler	Lab Quote No:	Cooler No:
Project Location: Muncie IN			Carrier: Fedex
Chemistry Contact: Michael Ruchardya			Airbill No:
Sampler(s): Sam Meleccosh			Date Shipped:

Item	Sample Identification (Containers for each sample may be combined on one line)	Date (mm/dd//yy)	Time (hh:mm)	Matrix Code (see back of COC)	Grab (G) or Comp (C)	Unpreserved	Hydrochloric Acid (HCl)	Nitric Acid (HNO_3)	Sulfuric Acid (H_2SO_4)	Sodium Hydroxide (NaOH)	Methanol/Water (Soil VOC)	EnCores 3x5-g, 1x25-g	Other:	Total Containers/Sample	TAT Lev	MS/MSD Request	Comments/ Special Instructions:
1	S-011213-SM-016	02/12/13	749	SO	G	1								1	X		Hold
2	-017		750			1								1	X		Hold
3	-018		751			1								1	X		Hold
4	-019		800			1								1	X		
5	-020		801			1								1	X		
6	-021		802			1								1	X		Hold
7	-022		835			1								1	X		Hold
8	-023		836			1								1	X		Hold
9	-024		837			1								1	X		Hold
10	-025		928			2								2	X		MS/MSD
11	-026		929			1								1	X		
12	-027		930			1								1	X		Hold
13	-028		1000			1								1	X		Hold
14	-029		1001			1								1	X		Hold
15	S-011213-SM-030	02/12/13	1002	SO	G	1								1	X		Hold

Analysis Requested (See Back of COC for Definitions)

TAT Required in business days (use separate COCs for different TATs):
☐ 1 Day ☐ 2 Days ☐ 3 Days ☐ 1 Week ☐ 2 Week ☐ Other:

Total Number of Containers: 59
All Samples in Cooler must be on COC

Notes/ Special Requirements:

Relinquished By	Company	Date	Time	Received By	Company	Date	Time
1.				1.	JKR	2/14/13	745
2.				2.			
3.				3.			

THE CHAIN OF CUSTODY IS A LEGAL DOCUMENT — ALL FIELDS MUST BE COMPLETED ACCURATELY

Distribution: WHITE — Fully Executed Copy (CRA) YELLOW — Receiving Laboratory Copy PINK — Shipper GOLDENROD — Sampling Crew

CRA Form: COC-10A (20110804)

CHAIN OF CUSTODY RECORD

CONESTOGA-ROVERS & ASSOCIATES

6520 Corporate Drive, Indianapolis, Indiana 46278
Phone: (317) 291-7007 Fax: (317) 328-2666

COC NO.: IN-03182
PAGE 3 OF 3
(See Reverse Side for Instructions)

Project No/ Phase/Task Code: 017324-T07-CRA13
Project Name: MJM
Project Location: Muncie IN
Chemistry Contact: Michael Richardson
Sampler(s): Sam Melecosky

Laboratory Name: Test America
Lab Contact: Denise Hoekler
Lab Location: North Canton
Lab Quote No:

SSOW ID: 017324-T07-017
Cooler No:
Carrier:
Airbill No:
Date Shipped:

Item	Sample Identification (Containers for each sample may be combined on one line)	Date (mm/dd/yy)	Time (hh:mm)	Matrix Code (see back of COC)	Grab (G) or Comp (C)	Container Quantity & Preservation: Unpreserved	HCl	HNO_3	H_2SO_4	NaOH	Methanol/Water (Soil VOC)	EnCores 3x5-g, 1x25-g	Other:	Total Containers/Sample	Analysis Requested: Tot Lead	Svoc	Voc	PCB	Flashpoint					MS/MSD Request	Comments/ Special Instructions:
1	S-021213-SM-031	02/12/13	1013	SO	G	1								1	X										
2	-032		1014			1								1	X										Hold
3	-033		1015			1								1	X										Hold
4	-034		1023			1								1	X										Hold
5	-035		1024			1								1	X										Hold
6	-036		1025			1								1	X										Hold
7	-037		1033			1								1	X										
8	-038		1034			1								1	X										
9	-039		1035			1								1	X										Hold
10	-040		1036			1								1	X										Hold
11	-041	02/13/13	822			3						3		6		X	X	X	X						
12	-042		823			3						3		6		X	X	X	X						
13	-043	02/13/13	825			3						3		6		X	X	X	X						
14	-044					3						3													
15	S-021213-SM-045	02/13/13		SO	G	3						3													

TAT Required in business days (use separate COCs for different TATs):
☐ 1 Day ☑ 2 Days ☐ 3 Days ☐ 1 Week ☐ 2 Week ☐ Other:

Total Number of Containers: 59

All Samples in Cooler must be on COC

Notes/ Special Requirements:

Relinquished By	Company	Date	Time	Received By	Company	Date	Time
1.				1.	TAL	2/14/13	745
2.				2.			
3.				3.			

THE CHAIN OF CUSTODY IS A LEGAL DOCUMENT – ALL FIELDS MUST BE COMPLETED ACCURATELY

Distribution: WHITE – Fully Executed Copy (CRA) YELLOW – Receiving Laboratory Copy PINK – Shipper GOLDENROD – Sampling Crew

CRA Form: COC-10A (20110804)

TestAmerica Canton Sample Receipt Form/Narrative **Login # :** 21031

Client CRA Site Name _____ By: _____ (Signature)

Cooler Received on 2/14/13 Opened on 2/14/13

FedEx: (1st) Grd Exp UPS FAS Stetson Client Drop Off TestAmerica Courier Other _____

TestAmerica Cooler # No # Foam Box Client Cooler Box Other _____

Packing material used: Bubble Wrap Foam Plastic Bag None Other _____

COOLANT: Wet Ice Blue Ice Dry Ice Water None

1. Cooler temperature upon receipt

IR GUN# 1	(CF –2 °C)	Observed Sample Temp. _____ °C	Corrected Sample Temp. _____ °C	☐ Multiple on Back
IR GUN# 4G	(CF 0 °C)	Observed Sample Temp. _____ °C	Corrected Sample Temp. _____ °C	
IR GUN# 5G	(CF 0 °C)	Observed Sample Temp. _____ °C	Corrected Sample Temp. _____ °C	
IR GUN# 8	(CF 0 °C)	Observed Sample Temp. 4.6 °C	Corrected Sample Temp. 4.6 °C	

2. Were custody seals on the outside of the cooler(s)? If Yes Quantity _____	Yes	(No)
-Were custody seals on the outside of the cooler(s) signed & dated?	Yes No	(NA)
-Were custody seals on the bottle(s)?	Yes	(No)
3. Shippers' packing slip attached to the cooler(s)?	(Yes)	No
4. Did custody papers accompany the sample(s)?	(Yes)	No
5. Were the custody papers relinquished & signed in the appropriate place?	(Yes)	No
6. Did all bottles arrive in good condition (Unbroken)?	(Yes)	No
7. Could all bottle labels be reconciled with the COC?	(Yes)	No
8. Were correct bottle(s) used for the test(s) indicated?	(Yes)	No
9. Sufficient quantity received to perform indicated analyses?	(Yes)	No
10. Were sample(s) at the correct pH upon receipt?	Yes No	(NA)
11. Were VOAs on the COC?	Yes	(No)
12. Were air bubbles >6 mm in any VOA vials?	Yes No	(NA)
13. Was a trip blank present in the cooler(s)?	Yes	(No)

Contacted PM _____ Date _____ by _____ via Verbal Voice Mail Other

Concerning _____

14. CHAIN OF CUSTODY & SAMPLE DISCREPANCIES

15. SAMPLE CONDITION

Sample(s) _____ were received after the recommended holding time had expired.

Sample(s) _____ were received in a broken container.

Sample(s) _____ were received with bubble >6 mm in diameter. (Notify PM)

16. SAMPLE PRESERVATION

Sample(s) _____ were further preserved in Sample Receiving to meet recommended pH level(s). Nitric Acid Lot# 031512-HNO3; Sulfuric Acid Lot# 051012-H2SO4; Sodium Hydroxide Lot# 121809 -NaOH; Hydrochloric Acid Lot# 041911-HCl; Sodium Hydroxide and Zinc Acetate Lot# 100108-(CH3COO)2ZN/NaOH. What time was preservative added to sample(s)? _____

Client ID	pH	Date	Initials

TestAmerica

THE LEADER IN ENVIRONMENTAL TESTING



ANALYTICAL REPORT

TestAmerica Laboratories, Inc.
TestAmerica Canton
4101 Shuffel Street NW
North Canton, OH 44720
Tel: (330)497-9396

TestAmerica Job ID: 240-21031-3
Client Project/Site: 017324-T07-017, RACER Former MTM

For:
Conestoga-Rovers & Associates, Inc.
6520 Corporate Drive
Indianapolis, Indiana 46278

Attn: Mr. Michael Richardson

Denise D Heckler

Authorized for release by:
3/6/2013 10:54:52 AM

Denise Heckler
Project Manager II
denise.heckler@testamericainc.com

LINKS

Review your project results through TotalAccess

Have a Question? Ask The Expert

Visit us at: www.testamericainc.com

This report has been electronically signed and authorized by the signatory. Electronic signature is intended to be the legally binding equivalent of a traditionally handwritten signature.

Results relate only to the items tested and the sample(s) as received by the laboratory.

Table of Contents

Cover Page 1
Table of Contents 2
Definitions/Glossary 3
Case Narrative 4
Method Summary 5
Sample Summary 6
Detection Summary 7
Client Sample Results 8
QC Sample Results 10
QC Association Summary 11
Lab Chronicle 12
Certification Summary 13
Chain of Custody 14

Qualifiers

Metals

Qualifier	Qualifier Description
U	Indicates the analyte was analyzed for but not detected.

Glossary

Abbreviation	These commonly used abbreviations may or may not be present in this report.
¤	Listed under the "D" column to designate that the result is reported on a dry weight basis
%R	Percent Recovery
CNF	Contains no Free Liquid
DER	Duplicate error ratio (normalized absolute difference)
DL, RA, RE, IN	Indicates a Dilution, Re-analysis, Re-extraction, or additional Initial metals/anion analysis of the sample
DLC	Decision level concentration
MDA	Minimum detectable activity
EDL	Estimated Detection Limit
MDC	Minimum detectable concentration
MDL	Method Detection Limit
ML	Minimum Level (Dioxin)
ND	Not detected at the reporting limit (or MDL or EDL if shown)
PQL	Practical Quantitation Limit
QC	Quality Control
RER	Relative error ratio
RL	Reporting Limit or Requested Limit (Radiochemistry)
RPD	Relative Percent Difference, a measure of the relative difference between two points
TEF	Toxicity Equivalent Factor (Dioxin)
TEQ	Toxicity Equivalent Quotient (Dioxin)

Job ID: 240-21031-3

Laboratory: TestAmerica Canton

Narrative

CASE NARRATIVE

Client: Conestoga-Rovers & Associates, Inc.

Project: 017324-T07-017, RACER Former MTM

Report Number: 240-21031-3

With the exceptions noted as flags or footnotes, standard analytical protocols were followed in the analysis of the samples and no problems were encountered or anomalies observed. In addition all laboratory quality control samples were within established control limits, with any exceptions noted below. Each sample was analyzed to achieve the lowest possible reporting limit within the constraints of the method. In some cases, due to interference or analytes present at high concentrations, samples were diluted. For diluted samples, the reporting limits are adjusted relative to the dilution required.

TestAmerica Canton attests to the validity of the laboratory data generated by TestAmerica facilities reported herein. All analyses performed by TestAmerica facilities were done using established laboratory SOPs that incorporate QA/QC procedures described in the application methods. TestAmerica's operations groups have reviewed the data for compliance with the laboratory QA/QC plan, and data have been found to be compliant with laboratory protocols unless otherwise noted below.

The test results in this report meet all NELAP requirements for parameters for which accreditation is required or available. Any exceptions to NELAP requirements are noted in this report. Pursuant to NELAP, this report may not be reproduced, except in full, without the written approval of the laboratory.

Calculations are performed before rounding to avoid round-off errors in calculated results.

All holding times were met and proper preservation noted for the methods performed on these samples, unless otherwise detailed in the individual sections below.

All solid sample results are reported on an "as received" basis unless otherwise indicated by the presence of a % solids value in the method header.

This laboratory report is confidential and is intended for the sole use of TestAmerica and its client.

RECEIPT

The samples were received on 02/14/2013; the samples arrived in good condition, properly preserved and on ice. The temperature of the coolers at receipt was 4.6 C.

Select samples were taken off hold by CRA on February 28, 2013. A revised chain of custody was not provided.

TOTAL METALS (ICP)

Samples S-021113-SM-002 (240-21031-2) and S-021113-SM-007 (240-21031-7) were analyzed for total metals (ICP) in accordance with EPA SW-846 Method 6010B. The samples were prepared on 03/01/2013 and analyzed on 03/05/2013.

No difficulties were encountered during the metals analyses.

All other quality control parameters were within the acceptance limits.

Method Summary

Client: Conestoga-Rovers & Associates, Inc.
Project/Site: 017324-T07-017, RACER Former MTM

TestAmerica Job ID: 240-21031-3

Method	Method Description	Protocol	Laboratory
6010B	Metals (ICP)	SW846	TAL NC
Moisture	Percent Moisture	EPA	TAL NC

Protocol References:

EPA = US Environmental Protection Agency

SW846 = "Test Methods For Evaluating Solid Waste, Physical/Chemical Methods", Third Edition, November 1986 And Its Updates.

Laboratory References:

TAL NC = TestAmerica Canton, 4101 Shuffel Street NW, North Canton, OH 44720, TEL (330)497-9396

Sample Summary

Client: Conestoga-Rovers & Associates, Inc.
Project/Site: 017324-T07-017, RACER Former MTM

TestAmerica Job ID: 240-21031-3

Lab Sample ID	Client Sample ID	Matrix	Collected	Received
240-21031-2	S-021113-SM-002	Solid	02/11/13 14:55	02/14/13 07:45
240-21031-7	S-021113-SM-007	Solid	02/11/13 15:30	02/14/13 07:45

Detection Summary

Client: Conestoga-Rovers & Associates, Inc.
Project/Site: 017324-T07-017, RACER Former MTM

TestAmerica Job ID: 240-21031-3

Client Sample ID: S-021113-SM-002 — Lab Sample ID: 240-21031-2

Analyte	Result	Qualifier	RL	MDL	Unit	Dil Fac	D	Method	Prep Type
Lead	15		0.36	0.23	mg/Kg	1	☼	6010B	Total/NA

Client Sample ID: S-021113-SM-007 — Lab Sample ID: 240-21031-7

Analyte	Result	Qualifier	RL	MDL	Unit	Dil Fac	D	Method	Prep Type
Lead	110		0.30	0.19	mg/Kg	1	☼	6010B	Total/NA

This Detection Summary does not include radiochemical test results.

Client Sample Results

Client: Conestoga-Rovers & Associates, Inc.
Project/Site: 017324-T07-017, RACER Former MTM

TestAmerica Job ID: 240-21031-3

Client Sample ID: S-021113-SM-002
Date Collected: 02/11/13 14:55
Date Received: 02/14/13 07:45

Lab Sample ID: 240-21031-2
Matrix: Solid
Percent Solids: 79.5

Method: 6010B - Metals (ICP)

Analyte	Result	Qualifier	RL	MDL	Unit	D	Prepared	Analyzed	Dil Fac
Lead	15		0.36	0.23	mg/Kg	☼	03/01/13 11:23	03/05/13 00:02	1

Client Sample Results

Client: Conestoga-Rovers & Associates, Inc.
Project/Site: 017324-T07-017, RACER Former MTM

TestAmerica Job ID: 240-21031-3

Client Sample ID: S-021113-SM-007
Date Collected: 02/11/13 15:30
Date Received: 02/14/13 07:45

Lab Sample ID: 240-21031-7
Matrix: Solid
Percent Solids: 88.3

Method: 6010B - Metals (ICP)

Analyte	Result	Qualifier	RL	MDL	Unit	D	Prepared	Analyzed	Dil Fac
Lead	110		0.30	0.19	mg/Kg	☼	03/01/13 11:23	03/05/13 00:06	1

Client: Conestoga-Rovers & Associates, Inc.
Project/Site: 017324-T07-017, RACER Former MTM

TestAmerica Job ID: 240-21031-3

Method: 6010B - Metals (ICP)

Lab Sample ID: MB 240-76975/1-A
Matrix: Solid
Analysis Batch: 77223

Client Sample ID: Method Blank
Prep Type: Total/NA
Prep Batch: 76975

Analyte	MB Result	MB Qualifier	RL	MDL	Unit	D	Prepared	Analyzed	Dil Fac
Lead	0.30	U	0.30	0.19	mg/Kg		03/01/13 11:23	03/04/13 23:26	1

Lab Sample ID: LCS 240-76975/2-A
Matrix: Solid
Analysis Batch: 77223

Client Sample ID: Lab Control Sample
Prep Type: Total/NA
Prep Batch: 76975

Analyte	Spike Added	LCS Result	LCS Qualifier	Unit	D	%Rec	%Rec. Limits
Lead	50.0	47.8		mg/Kg		96	80 - 120

Metals

Prep Batch: 76975

Lab Sample ID	Client Sample ID	Prep Type	Matrix	Method	Prep Batch
240-21031-2	S-021113-SM-002	Total/NA	Solid	3050B	
240-21031-7	S-021113-SM-007	Total/NA	Solid	3050B	
LCS 240-76975/2-A	Lab Control Sample	Total/NA	Solid	3050B	
MB 240-76975/1-A	Method Blank	Total/NA	Solid	3050B	

Analysis Batch: 77223

Lab Sample ID	Client Sample ID	Prep Type	Matrix	Method	Prep Batch
240-21031-2	S-021113-SM-002	Total/NA	Solid	6010B	76975
240-21031-7	S-021113-SM-007	Total/NA	Solid	6010B	76975
LCS 240-76975/2-A	Lab Control Sample	Total/NA	Solid	6010B	76975
MB 240-76975/1-A	Method Blank	Total/NA	Solid	6010B	76975

General Chemistry

Analysis Batch: 77163

Lab Sample ID	Client Sample ID	Prep Type	Matrix	Method	Prep Batch
240-21031-2	S-021113-SM-002	Total/NA	Solid	Moisture	
240-21031-7	S-021113-SM-007	Total/NA	Solid	Moisture	

Lab Chronicle

Client: Conestoga-Rovers & Associates, Inc.
Project/Site: 017324-T07-017, RACER Former MTM

TestAmerica Job ID: 240-21031-3

Client Sample ID: S-021113-SM-002

Lab Sample ID: 240-21031-2

Date Collected: 02/11/13 14:55
Matrix: Solid
Date Received: 02/14/13 07:45
Percent Solids: 79.5

Prep Type	Batch Type	Batch Method	Run	Dilution Factor	Batch Number	Prepared or Analyzed	Analyst	Lab
Total/NA	Prep	3050B			76975	03/01/13 11:23	DE	TAL NC
Total/NA	Analysis	6010B		1	77223	03/05/13 00:02	NJT	TAL NC
Total/NA	Analysis	Moisture		1	77163	03/04/13 13:45	CN	TAL NC

Client Sample ID: S-021113-SM-007

Lab Sample ID: 240-21031-7

Date Collected: 02/11/13 15:30
Matrix: Solid
Date Received: 02/14/13 07:45
Percent Solids: 88.3

Prep Type	Batch Type	Batch Method	Run	Dilution Factor	Batch Number	Prepared or Analyzed	Analyst	Lab
Total/NA	Prep	3050B			76975	03/01/13 11:23	DE	TAL NC
Total/NA	Analysis	6010B		1	77223	03/05/13 00:06	NJT	TAL NC
Total/NA	Analysis	Moisture		1	77163	03/04/13 13:45	CN	TAL NC

Laboratory References:

TAL NC = TestAmerica Canton, 4101 Shuffel Street NW, North Canton, OH 44720, TEL (330)497-9396

Certification Summary

Client: Conestoga-Rovers & Associates, Inc.
Project/Site: 017324-T07-017, RACER Former MTM

TestAmerica Job ID: 240-21031-3

Laboratory: TestAmerica Canton

All certifications held by this laboratory are listed. Not all certifications are applicable to this report.

Authority	Program	EPA Region	Certification ID	Expiration Date
California	NELAP	9	01144CA	06-30-13
Connecticut	State Program	1	PH-0590	12-31-13
Florida	NELAP	4	E87225	06-30-13
Georgia	State Program	4	N/A	06-30-13
Illinois	NELAP	5	200004	07-31-13
Kansas	NELAP	7	E-10336	01-31-14
Kentucky	State Program	4	58	06-30-13
L-A-B	DoD ELAP		L2315	07-28-13
Minnesota	NELAP	5	039-999-348	12-31-13
Nevada	State Program	9	OH-000482008A	07-31-13
New Jersey	NELAP	2	OH001	06-30-13
New York	NELAP	2	10975	04-01-13
Ohio VAP	State Program	5	CL0024	01-19-14
Pennsylvania	NELAP	3	68-00340	08-31-13
Texas	NELAP	6		08-03-13
USDA	Federal		P330-11-00328	08-26-14
Virginia	NELAP	3	460175	09-14-13
Washington	State Program	10	C971	01-12-14
West Virginia DEP	State Program	3	210	12-31-13
Wisconsin	State Program	5	999518190	08-31-13

CHAIN OF CUSTODY RECORD

CONESTOGA-ROVERS & ASSOCIATES
6520 Corporate Drive, Indianapolis, Indiana 46278
Phone: (317) 291-7007 Fax: (317) 328-2666

COC NO.: IN- 03021
PAGE 1 OF 3
(See Reverse Side for Instructions)

Project No/ Phase/Task Code: 017324-T07-CRA13	Laboratory Name: test America	Lab Location: North Canton	SSOW ID: 017324-T07-017
Project Name: MTM	Lab Contact: Denise Heckler	Lab Quote No:	Cooler No:
Project Location: Muncie IN			Carrier: Fedex
Chemistry Contact: Michael Richardson			Airbill No: 872427115416
Sampler(s): Sam Melecosky			Date Shipped: 2/13/13

Item	Sample Identification (Containers for each sample may be combined on one line)	Date (mm/dd/yy)	Time (hh:mm)	Matrix Code (see back of COC)	Grab (G) or Comp (C)	Unpreserved	Hydrochloric Acid (HCl)	Nitric Acid (HNO_3)	Sulfuric Acid (H_2SO_4)	Sodium Hydroxide (NaOH)	Methanol/Water (Soil VOC)	EnCores 3x5-g, 1x25-g	Other:	Total Containers/Sample	TOT Lead	MS/MSD Request	Comments/ Special Instructions:
1	S-021113-SM-001	02/11/13	1450	SO	G	1								1	X		
2	-002		1455			1								1	X		Hold
3	-003		1456			1								1	X		Hold
4	-004		1510			1								1	X		
5	-005		1512			1								1	X		Hold
6	-006		1515			1								1	X		Hold
7	-007		1530			1								1	X		Hold
8	-008		1532			1								1	X		Hold
9	-009		1535			1								1	X		Hold
10	-010		1542			1								1	X		
11	-011		1545			1								1	X		Hold
12	-012		1547			1								1	X		Hold
13	-013		1600			1								1	X		Hold
14	-014		1602			1								1	X		Hold
15	S-021113-SM-015	02/11/13	1604	SO	G	1								1	X		Hold

TAT Required in business days (use separate COCs for different TATs):
☐ 1 Day ☐ 2 Days ☐ 3 Days ☐ 1 Week ☐ 2 Week ☒ Other: 5 day

Total Number of Containers: 59

All Samples in Cooler must be on COC

Notes/ Special Requirements:

Relinquished By	Company	Date	Time	Received By	Company	Date	Time
1.	CRA	2/13/13	1700	1.	TM	2/14/13	745
2.				2.			
3.				3.			

THE CHAIN OF CUSTODY IS A LEGAL DOCUMENT – ALL FIELDS MUST BE COMPLETED ACCURATELY

Distribution: WHITE – Fully Executed Copy (CRA) YELLOW – Receiving Laboratory Copy PINK – Shipper GOLDENROD – Sampling Crew

CRA Form: COC-10A (20110804)

CHAIN OF CUSTODY RECORD

CONESTOGA-ROVERS & ASSOCIATES

6520 Corporate Drive, Indianapolis, Indiana 46278
Phone: (317) 291-7007 Fax: (317) 328-2666

COC NO.: IN- 03183
PAGE 2 OF 3
(See Reverse Side for Instructions)

Project No/ Phase/Task Code: 017324-T07 CRA13	Laboratory Name: Test America	Lab Location: North Carlo	SSOW ID:
Project Name: MTM	Lab Contact: Denise Heckler	Lab Quote No:	Cooler No:
Project Location: Muncie IN			Carrier: Fedex
Chemistry Contact: Michael Ruchardja			Airbill No:
Sampler(s): Sam Melecosh			Date Shipped:

Item	Sample Identification (Containers for each sample may be combined on one line)	Date (mm/dd/yy)	Time (hh:mm)	Matrix Code (see back of COC)	Grab (G) or Comp (C)	Container Quantity & Preservation: Unpreserved	HCl	HNO_3	H_2SO_4	NaOH	Methanol/Water (Soil VOC)	EnCores 3x5-g, 1x25-g	Other:	Total Containers/Sample	Analysis Requested: TAT Level										MS/MSD Request	Comments/ Special Instructions:
1	S-011213-SM-016	02/12/13	749	SO	G	1								1	X											Hold
2	-017		750			1								1	X											Hold
3	-018		751			1								1	X											Hold
4	-019		800			1								1	X											
5	-020		801			1								1	X											
6	-021		802			1								1	X											Hold
7	-022		835			1								1	X											Hold
8	-023		836			1								1	X											Hold
9	-024		839			1								1	X											Hold
10	-025		928			2								2	X											MS/MSD
11	-026		929			1								1	X											
12	-027		930			1								1	X											Hold
13	-028		1000			1								1	X											Hold
14	-029		1001			1								1	X											Hold
15	S-011213-SM-030	02/12/13	1002	SO	G	1								1	X											Hold

TAT Required in business days (use separate COCs for different TATs):
☐ 1 Day ☐ 2 Days ☐ 3 Days ☐ 1 Week ☐ 2 Week ☐ Other:

Total Number of Containers: 59
All Samples in Cooler must be on COC

Notes/ Special Requirements:

Relinquished By	Company	Date	Time	Received By	Company	Date	Time
1.				1.	JKR	2/14/13	745
2.				2.			
3.				3.			

THE CHAIN OF CUSTODY IS A LEGAL DOCUMENT — ALL FIELDS MUST BE COMPLETED ACCURATELY

Distribution: WHITE — Fully Executed Copy (CRA) YELLOW — Receiving Laboratory Copy PINK — Shipper GOLDENROD — Sampling Crew

CRA Form: COC-10A (20110804)

CHAIN OF CUSTODY RECORD

CONESTOGA-ROVERS & ASSOCIATES

6520 Corporate Drive, Indianapolis, Indiana 46278
Phone: (317) 291-7007 Fax: (317) 328-2666

COC NO.: IN-03182
PAGE 3 OF 3
(See Reverse Side for Instructions)

Project No/ Phase/Task Code: 017324-T07-CRA13
Project Name: MJM
Project Location: Muncie IN
Chemistry Contact: Michael Richardson
Sampler(s): Sam Melecosky

Laboratory Name: Test America
Lab Contact: Denise Hoekler
Lab Location: North Canton
Lab Quote No:

SSOW ID: 017324-T07-017
Cooler No:
Carrier:
Airbill No:
Date Shipped:

Item	SAMPLE IDENTIFICATION (Containers for each sample may be combined on one line)	DATE (mm/dd/yy)	TIME (hh:mm)	Matrix Code (see back of COC)	Grab (G) or Comp (C)	Unpreserved	Hydrochloric Acid (HCl)	Nitric Acid (HNO_3)	Sulfuric Acid (H_2SO_4)	Sodium Hydroxide (NaOH)	Methanol/Water (Soil VOC)	EnCores 3x5-g, 1x25-g	Other:	Total Containers/Sample	Tot Lead	Svoc	Voc	PCB	Tarifmark						MS/MSD Request	COMMENTS/ SPECIAL INSTRUCTIONS:
1	SA021013-SM-031	02/12/13	1013	SO	G	1								1	X											
2	-032		1014			1								1	X											Hold
3	-033		1015			1								1	X											Hold
4	-034		1023			1								1	X											Hold
5	-035		1024			1								1	X											Hold
6	-036		1025			1								1	X											Hold
7	-037		1033			1								1	X											
8	-038		1034			1								1	X											
9	-039		1035			1								1	X											Hold
10	-040		1036			1								1	X											Hold
11	-041	02/13/13	822			3						3		6		X	X	X	X							
12	-042		823			3						3		6		X	X	X	X							
13	-043	02/13/13	825			3						3		6		X	X	X	X							
14	-044					3						3														
15	SA021013-SM-045	02/13/13		SO	G	3						3														

TAT Required in business days (use separate COCs for different TATs):
☐ 1 Day ☐ 2 Days ☐ 3 Days ☐ 1 Week ☐ 2 Week ☐ Other:

Total Number of Containers: 59
All Samples in Cooler must be on COC

Notes/ Special Requirements:

RELINQUISHED BY	COMPANY	DATE	TIME	RECEIVED BY	COMPANY	DATE	TIME
1.				1.	TAL	2/14/13	745
2.				2.			
3.				3.			

THE CHAIN OF CUSTODY IS A LEGAL DOCUMENT – ALL FIELDS MUST BE COMPLETED ACCURATELY

Distribution: WHITE – Fully Executed Copy (CRA) YELLOW – Receiving Laboratory Copy PINK – Shipper GOLDENROD – Sampling Crew

CRA Form: COC-10A (20110804)

TestAmerica Canton Sample Receipt Form/Narrative **Login # :** 21031

Client CRA Site Name _____ By: _____ (Signature)

Cooler Received on 2/14/13 Opened on 2/14/13

FedEx: (1st) Grd Exp UPS FAS Stetson Client Drop Off TestAmerica Courier Other _____

TestAmerica Cooler # No # Foam Box Client Cooler Box Other _____

Packing material used: (Bubble Wrap) Foam Plastic Bag None Other _____

COOLANT: (Wet Ice) Blue Ice Dry Ice Water None

1. Cooler temperature upon receipt

IR GUN# 1	(CF –2 °C) Observed Sample Temp. _____ °C	Corrected Sample Temp. _____ °C	☐ Multiple on Back
IR GUN# 4G	(CF 0 °C) Observed Sample Temp. _____ °C	Corrected Sample Temp. _____ °C	
IR GUN# 5G	(CF 0 °C) Observed Sample Temp. _____ °C	Corrected Sample Temp. _____ °C	
IR GUN# 8	(CF 0 °C) Observed Sample Temp. 4.6 °C	Corrected Sample Temp. 4.6 °C	

2. Were custody seals on the outside of the cooler(s)? If Yes Quantity _____	Yes (No)	
-Were custody seals on the outside of the cooler(s) signed & dated?	Yes No (NA)	
-Were custody seals on the bottle(s)?	Yes (No)	
3. Shippers' packing slip attached to the cooler(s)?	(Yes) No	
4. Did custody papers accompany the sample(s)?	(Yes) No	
5. Were the custody papers relinquished & signed in the appropriate place?	(Yes) No	
6. Did all bottles arrive in good condition (Unbroken)?	(Yes) No	
7. Could all bottle labels be reconciled with the COC?	(Yes) No	
8. Were correct bottle(s) used for the test(s) indicated?	(Yes) No	
9. Sufficient quantity received to perform indicated analyses?	(Yes) No	
10. Were sample(s) at the correct pH upon receipt?	Yes No (NA)	
11. Were VOAs on the COC?	Yes (No)	
12. Were air bubbles >6 mm in any VOA vials?	Yes No (NA)	
13. Was a trip blank present in the cooler(s)?	Yes (No)	

Contacted PM _____ Date _____ by _____ via Verbal Voice Mail Other

Concerning _____

14. CHAIN OF CUSTODY & SAMPLE DISCREPANCIES

15. SAMPLE CONDITION

Sample(s) _____ were received after the recommended holding time had expired.

Sample(s) _____ were received in a broken container.

Sample(s) _____ were received with bubble >6 mm in diameter. (Notify PM)

16. SAMPLE PRESERVATION

Sample(s) _____ were further preserved in Sample Receiving to meet recommended pH level(s). Nitric Acid Lot# 031512-HNO3; Sulfuric Acid Lot# 051012-H2SO4; Sodium Hydroxide Lot# 121809 -NaOH; Hydrochloric Acid Lot# 041911-HCl; Sodium Hydroxide and Zinc Acetate Lot# 100108-(CH3COO)2ZN/NaOH. What time was preservative added to sample(s)? _____

Client ID	pH	Date	Initials

TestAmerica

THE LEADER IN ENVIRONMENTAL TESTING



ANALYTICAL REPORT

TestAmerica Laboratories, Inc.
TestAmerica Canton
4101 Shuffel Street NW
North Canton, OH 44720
Tel: (330)497-9396

TestAmerica Job ID: 240-21082-1
Client Project/Site: 017324-T07-017, RACER Former MTM
Revision: 1

For:
Conestoga-Rovers & Associates, Inc.
6520 Corporate Drive
Indianapolis, Indiana 46278

Attn: Mr. Michael Richardson

Denise D Heckler

Authorized for release by:
2/27/2013 1:47:02 PM

Denise Heckler
Project Manager II
denise.heckler@testamericainc.com

LINKS

Review your project results through TotalAccess

Have a Question? Ask The Expert

Visit us at: www.testamericainc.com

This report has been electronically signed and authorized by the signatory. Electronic signature is intended to be the legally binding equivalent of a traditionally handwritten signature.

Results relate only to the items tested and the sample(s) as received by the laboratory.

Table of Contents

Cover Page 1
Table of Contents 2
Definitions/Glossary 3
Case Narrative 5
Method Summary 8
Sample Summary 9
Detection Summary 10
Client Sample Results 15
Surrogate Summary 59
QC Sample Results 61
QC Association Summary 78
Lab Chronicle 83
Certification Summary 89
Chain of Custody 90

Qualifiers

GC/MS VOA

Qualifier	Qualifier Description
U	Indicates the analyte was analyzed for but not detected.
B	Compound was found in the blank and sample.
F	MS or MSD exceeds the control limits
J	Result is less than the RL but greater than or equal to the MDL and the concentration is an approximate value.
F	RPD of the MS and MSD exceeds the control limits

GC/MS Semi VOA

Qualifier	Qualifier Description
U	Indicates the analyte was analyzed for but not detected.
J	Result is less than the RL but greater than or equal to the MDL and the concentration is an approximate value.
F	MS or MSD exceeds the control limits
4	MS, MSD: The analyte present in the original sample is 4 times greater than the matrix spike concentration; therefore, control limits are not applicable.
F	RPD of the MS and MSD exceeds the control limits
E	Result exceeded calibration range.
X	Surrogate is outside control limits

GC Semi VOA

Qualifier	Qualifier Description
U	Indicates the analyte was analyzed for but not detected.
X	Surrogate is outside control limits

Metals

Qualifier	Qualifier Description
4	MS, MSD: The analyte present in the original sample is 4 times greater than the matrix spike concentration; therefore, control limits are not applicable.
B	Compound was found in the blank and sample.
J	Result is less than the RL but greater than or equal to the MDL and the concentration is an approximate value.
U	Indicates the analyte was analyzed for but not detected.
F	MS or MSD exceeds the control limits
F	RPD of the MS and MSD exceeds the control limits

General Chemistry

Qualifier	Qualifier Description
J	Result is less than the RL but greater than or equal to the MDL and the concentration is an approximate value.
U	Indicates the analyte was analyzed for but not detected.

Glossary

Abbreviation	These commonly used abbreviations may or may not be present in this report.
☼	Listed under the "D" column to designate that the result is reported on a dry weight basis
%R	Percent Recovery
CNF	Contains no Free Liquid
DER	Duplicate error ratio (normalized absolute difference)
DL, RA, RE, IN	Indicates a Dilution, Reanalysis, Re-extraction, or additional Initial metals/anion analysis of the sample
DLC	Decision level concentration
EDL	Estimated Detection Limit
EPA	United States Environmental Protection Agency
MDA	Minimum detectable activity
MDC	Minimum detectable concentration
MDL	Method Detection Limit
ML	Minimum Level (Dioxin)
ND	Not detected at the reporting limit (or MDL or EDL if shown)
PQL	Practical Quantitation Limit

Glossary (Continued)

Abbreviation	These commonly used abbreviations may or may not be present in this report.
QC	Quality Control
RER	Relative error ratio
RL	Reporting Limit or Requested Limit (Radiochemistry)
RPD	Relative Percent Difference, a measure of the relative difference between two points
TEF	Toxicity Equivalent Factor (Dioxin)
TEQ	Toxicity Equivalent Quotient (Dioxin)

Job ID: 240-21082-1

Laboratory: TestAmerica Canton

Narrative

CASE NARRATIVE

Client: Conestoga-Rovers & Associates, Inc.

Project: 017324-T07-017, RACER Former MTM

Report Number: 240-21082-1

With the exceptions noted as flags or footnotes, standard analytical protocols were followed in the analysis of the samples and no problems were encountered or anomalies observed. In addition all laboratory quality control samples were within established control limits, with any exceptions noted below. Each sample was analyzed to achieve the lowest possible reporting limit within the constraints of the method. In some cases, due to interference or analytes present at high concentrations, samples were diluted. For diluted samples, the reporting limits are adjusted relative to the dilution required.

TestAmerica Canton attests to the validity of the laboratory data generated by TestAmerica facilities reported herein. All analyses performed by TestAmerica facilities were done using established laboratory SOPs that incorporate QA/QC procedures described in the application methods. TestAmerica's operations groups have reviewed the data for compliance with the laboratory QA/QC plan, and data have been found to be compliant with laboratory protocols unless otherwise noted below.

The test results in this report meet all NELAP requirements for parameters for which accreditation is required or available. Any exceptions to NELAP requirements are noted in this report. Pursuant to NELAP, this report may not be reproduced, except in full, without the written approval of the laboratory.

Calculations are performed before rounding to avoid round-off errors in calculated results.

All holding times were met and proper preservation noted for the methods performed on these samples, unless otherwise detailed in the individual sections below.

All solid sample results are reported on an "as received" basis unless otherwise indicated by the presence of a % solids value in the method header.

This laboratory report is confidential and is intended for the sole use of TestAmerica and its client.

A revised report was provided on February 27, 2013. No data has changed. The VOC case narative was re-written.

RECEIPT

The samples were received on 02/15/2013; the samples arrived in good condition, properly preserved and on ice. The temperature of the coolers at receipt was 3.4 C.

VOLATILE ORGANIC COMPOUNDS (GC-MS)

Samples S-021413-SM-072 (240-21082-29), S-021413-SM-073 (240-21082-30), S-021413-SM-074 (240-21082-31), S-021413-SM-076 (240-21082-33), S-021413-SM-077 (240-21082-34), S-021413-SM-078 (240-21082-35), S-021413-SM-079 (240-21082-36), S-021413-SM-080 (240-21082-37), S-021413-SM-081 (240-21082-38), S-021413-SM-091 (240-21082-42), S-021413-SM-092 (240-21082-43), S-021413-SM-093 (240-21082-44), S-021413-SM-094 (240-21082-45), S-021413-SM-095 (240-21082-46) and S-021413-SM-096 (240-21082-47) were analyzed for volatile organic compounds (GC-MS) in accordance with EPA SW-846 Method 8260B. The samples were prepared on 02/15/2013 and analyzed on 02/19/2013.

Acetone and Methylene Chloride were detected in method blank MB 240-75692/6 at levels that were above the method detection limit but below the reporting limit. The values should be considered estimates, and have been flagged "J". If the associated sample reported a result above the MDL and/or RL, the result has been "B" flagged.

1,1,2,2-Tetrachloroethane failed the recovery criteria low for the MS of sample S-021413-SM-072MS (240-21082-29) in batch 240-75692. Methylene Chloride and Trichloroethene failed the recovery criteria high.

Job ID: 240-21082-1 (Continued)

Laboratory: TestAmerica Canton (Continued)

Methylene Chloride failed the recovery criteria high for the MSD of sample S-021413-SM-072MSD (240-21082-29) in batch 240-75692. Several analytes exceeded the rpd limit.

Internal standard (ISTD) response for the following sample was outside control limits: S-021413-SM-091 (240-21082-42). The sample was re-analyzed with concurring results. The original set of data has been reported.

Samples S-021413-SM-072 (240-21082-29), S-021413-SM-072 (240-21082-29 MS), S-021413-SM-072 (240-21082-29 MSD), S-021413-SM-073 (240-21082-30), S-021413-SM-074 (240-21082-31), S-021413-SM-076 (240-21082-33), S-021413-SM-077 (240-21082-34), S-021413-SM-078 (240-21082-35), S-021413-SM-079 (240-21082-36), S-021413-SM-080 (240-21082-37), S-021413-SM-081 (240-21082-38), S-021413-SM-091 (240-21082-42), S-021413-SM-092 (240-21082-43), S-021413-SM-093 (240-21082-44), S-021413-SM-094 (240-21082-45), S-021413-SM-095 (240-21082-46), S-021413-SM-096 (240-21082-47) were preserved during a time when there were abnormally high levels of methylene chloride background in the laboratory. Methylene Chloride was detected in the samples. An instrument blank prepared and analyzed during the same preparation time period as the samples contained 28 ug/kg of methylene chloride. The method blank, which was prepared earlier in the day, did not show a high level of methylene chloride.

No other difficulties were encountered during the VOCs analyses.

All other quality control parameters were within the acceptance limits.

SEMIVOLATILE ORGANIC COMPOUNDS (GC-MS)

Samples S-021413-SM-072 (240-21082-29), S-021413-SM-073 (240-21082-30) and S-021413-SM-074 (240-21082-31) were analyzed for semivolatile organic compounds (GC-MS) in accordance with EPA SW-846 Method 8270C. The samples were prepared on 02/18/2013 and analyzed on 02/20/2013.

Surrogates are added during the extraction process prior to dilution. When the sample is diluted, surrogate recoveries are diluted out and no corrective action is required.

Terphenyl-d14 (Surr) failed the surrogate recovery criteria high for S-021413-SM-072MSD (240-21082-29MSD).

Several analytes failed the recovery criteria low for the MS of sample S-021413-SM-072MS (240-21082-29) in batch 240-75889. Several analytes failed the recovery criteria high.

For the MSD of sample S-021413-SM-072MSD (240-21082-29) in batch 240-75889, Several analytes failed the recovery criteria low. Several analytes failed the recovery criteria high. Also, Several analytes exceeded the rpd limit.

Sample S-021413-SM-072 (240-21082-29)[6.67X] required dilution prior to analysis. The reporting limits have been adjusted accordingly.

No other difficulties were encountered during the SVOCs analyses.

All other quality control parameters were within the acceptance limits.

POLYCHLORINATED BIPHENYLS (PCBS)

Samples S-021413-SM-072 (240-21082-29), S-021413-SM-073 (240-21082-30) and S-021413-SM-074 (240-21082-31) were analyzed for polychlorinated biphenyls (PCBs) in accordance with EPA SW-846 Method 8082. The samples were prepared on 02/18/2013 and analyzed on 02/20/2013.

Surrogates are added during the extraction process prior to dilution. When the sample dilution is 5X or greater, surrogate recoveries are diluted out and no corrective action is required.

The following samples required a tetrabutylammonium sulfite (TBA) clean-up to reduce matrix interferences caused by sulfur: S-021413-SM-072 (240-21082-29), S-021413-SM-072 (240-21082-29 MS), S-021413-SM-072 (240-21082-29 MSD), S-021413-SM-073 (240-21082-30). Lot # S65830

Job ID: 240-21082-1 (Continued)

Laboratory: TestAmerica Canton (Continued)

Two surrogates are used for this analysis. The laboratory's SOP allows 1 of these surrogates to be outside acceptance criteria without performing re-extraction/re-analysis. The following sample contained an allowable number of surrogate compounds outside limits: S-021413-SM-072 (240-21082-29). These results have been reported and qualified.

No other difficulties were encountered during the PCBs analyses.

All other quality control parameters were within the acceptance limits.

TOTAL METALS (ICP)

Samples S-021313-SM-047 (240-21082-4), S-021313-SM-050 (240-21082-7), S-021313-SM-051 (240-21082-8), S-021313-SM-053 (240-21082-10), S-021313-SM-059 (240-21082-16), S-021313-SM-060 (240-21082-17), S-021313-SM-066 (240-21082-23), S-021313-SM-069 (240-21082-26), S-021413-SM-072 (240-21082-29), S-021413-SM-073 (240-21082-30) and S-021413-SM-074 (240-21082-31) were analyzed for total metals (ICP) in accordance with EPA SW-846 Method 6010B. The samples were prepared on 02/18/2013 and analyzed on 02/19/2013 and 02/20/2013.

Several analytes were detected in method blank MB 240-75623/1-A at levels that were above the method detection limit but below the reporting limit. The values should be considered estimates, and have been flagged “J”. If the associated sample reported a result above the MDL and/or RL, the result has been “B” flagged.

Lead failed the recovery criteria high for the MS/MSD of sample S-021313-SM-053MS (240-21082-10) in batch 240-75857.

Antimony, Magnesium and Calcium failed the recovery criteria low for the MS of sample S-021413-SM-072MS (240-21082-29) in batch 240-75857. Several analytes failed the recovery criteria high.

For the MSD of sample S-021413-SM-072MSD (240-21082-29) in batch 240-75857, Antimony and Silver failed the recovery criteria low. Several analytes failed the recovery criteria high. Also, Antimony, Manganese and Silver exceeded the rpd limit.

Sample S-021413-SM-072 (240-21082-29)[5X] required dilution prior to analysis. The reporting limits have been adjusted accordingly.

No other difficulties were encountered during the metals analyses.

All other quality control parameters were within the acceptance limits.

TOTAL MERCURY

Samples S-021413-SM-072 (240-21082-29), S-021413-SM-073 (240-21082-30) and S-021413-SM-074 (240-21082-31) were analyzed for total mercury in accordance with EPA SW-846 Method 7471A. The samples were prepared on 02/18/2013 and analyzed on 02/20/2013.

Mercury failed the recovery criteria high for the MSD of sample S-021413-SM-072MSD (240-21082-29) in batch 240-75953. Mercury exceeded the rpd limit.

The presence of the '4' qualifier in the data indicates analytes where the concentration in the unspiked sample exceeded four times the spiking amount.

No other difficulties were encountered during the mercury analyses.

All other quality control parameters were within the acceptance limits.

TOTAL CYANIDE

Samples S-021413-SM-072 (240-21082-29), S-021413-SM-073 (240-21082-30) and S-021413-SM-074 (240-21082-31) were analyzed for total cyanide in accordance with EPA SW-846 Method 9012A. The samples were prepared and analyzed on 02/19/2013.

No difficulties were encountered during the cyanide analyses.

All quality control parameters were within the acceptance limits.

Method Summary

Client: Conestoga-Rovers & Associates, Inc.
Project/Site: 017324-T07-017, RACER Former MTM

TestAmerica Job ID: 240-21082-1

Method	Method Description	Protocol	Laboratory
8260B	Volatile Organic Compounds (GC/MS)	SW846	TAL NC
8270C	Semivolatile Organic Compounds (GC/MS)	SW846	TAL NC
8082	Polychlorinated Biphenyls (PCBs) by Gas Chromatography	SW846	TAL NC
6010B	Metals (ICP)	SW846	TAL NC
7471A	Mercury (CVAA)	SW846	TAL NC
9012A	Cyanide, Total and/or Amenable	SW846	TAL NC
Moisture	Percent Moisture	EPA	TAL NC

Protocol References:

EPA = US Environmental Protection Agency

SW846 = "Test Methods For Evaluating Solid Waste, Physical/Chemical Methods", Third Edition, November 1986 And Its Updates.

Laboratory References:

TAL NC = TestAmerica Canton, 4101 Shuffel Street NW, North Canton, OH 44720, TEL (330)497-9396

Sample Summary

Client: Conestoga-Rovers & Associates, Inc.
Project/Site: 017324-T07-017, RACER Former MTM

TestAmerica Job ID: 240-21082-1

Lab Sample ID	Client Sample ID	Matrix	Collected	Received
240-21082-4	S-021313-SM-047	Solid	02/13/13 09:45	02/15/13 07:50
240-21082-7	S-021313-SM-050	Solid	02/13/13 10:04	02/15/13 07:50
240-21082-8	S-021313-SM-051	Solid	02/13/13 10:05	02/15/13 07:50
240-21082-10	S-021313-SM-053	Solid	02/13/13 10:25	02/15/13 07:50
240-21082-16	S-021313-SM-059	Solid	02/13/13 12:52	02/15/13 07:50
240-21082-17	S-021313-SM-060	Solid	02/13/13 12:54	02/15/13 07:50
240-21082-23	S-021313-SM-066	Solid	02/13/13 14:30	02/15/13 07:50
240-21082-26	S-021313-SM-069	Solid	02/13/13 15:00	02/15/13 07:50
240-21082-29	S-021413-SM-072	Solid	02/14/13 08:30	02/15/13 07:50
240-21082-30	S-021413-SM-073	Solid	02/14/13 08:35	02/15/13 07:50
240-21082-31	S-021413-SM-074	Solid	02/14/13 08:40	02/15/13 07:50
240-21082-33	S-021413-SM-076	Solid	02/14/13 13:10	02/15/13 07:50
240-21082-34	S-021413-SM-077	Solid	02/14/13 13:11	02/15/13 07:50
240-21082-35	S-021413-SM-078	Solid	02/14/13 13:12	02/15/13 07:50
240-21082-36	S-021413-SM-079	Solid	02/14/13 13:35	02/15/13 07:50
240-21082-37	S-021413-SM-080	Solid	02/14/13 13:36	02/15/13 07:50
240-21082-38	S-021413-SM-081	Solid	02/14/13 13:37	02/15/13 07:50
240-21082-42	S-021413-SM-091	Solid	02/14/13 15:50	02/15/13 07:50
240-21082-43	S-021413-SM-092	Solid	02/14/13 15:51	02/15/13 07:50
240-21082-44	S-021413-SM-093	Solid	02/14/13 15:52	02/15/13 07:50
240-21082-45	S-021413-SM-094	Solid	02/14/13 16:10	02/15/13 07:50
240-21082-46	S-021413-SM-095	Solid	02/14/13 16:11	02/15/13 07:50
240-21082-47	S-021413-SM-096	Solid	02/14/13 16:12	02/15/13 07:50

Client: Conestoga-Rovers & Associates, Inc.
Project/Site: 017324-T07-017, RACER Former MTM

TestAmerica Job ID: 240-21082-1

Client Sample ID: S-021313-SM-047 — Lab Sample ID: 240-21082-4

Analyte	Result	Qualifier	RL	MDL	Unit	Dil Fac	D	Method	Prep Type
Lead	120		0.33	0.21	mg/Kg	1	☼	6010B	Total/NA

Client Sample ID: S-021313-SM-050 — Lab Sample ID: 240-21082-7

Analyte	Result	Qualifier	RL	MDL	Unit	Dil Fac	D	Method	Prep Type
Lead	160		0.35	0.22	mg/Kg	1	☼	6010B	Total/NA

Client Sample ID: S-021313-SM-051 — Lab Sample ID: 240-21082-8

Analyte	Result	Qualifier	RL	MDL	Unit	Dil Fac	D	Method	Prep Type
Lead	110		0.25	0.16	mg/Kg	1	☼	6010B	Total/NA

Client Sample ID: S-021313-SM-053 — Lab Sample ID: 240-21082-10

Analyte	Result	Qualifier	RL	MDL	Unit	Dil Fac	D	Method	Prep Type
Lead	300		0.33	0.21	mg/Kg	1	☼	6010B	Total/NA

Client Sample ID: S-021313-SM-059 — Lab Sample ID: 240-21082-16

Analyte	Result	Qualifier	RL	MDL	Unit	Dil Fac	D	Method	Prep Type
Lead	5.2		0.27	0.17	mg/Kg	1	☼	6010B	Total/NA

Client Sample ID: S-021313-SM-060 — Lab Sample ID: 240-21082-17

Analyte	Result	Qualifier	RL	MDL	Unit	Dil Fac	D	Method	Prep Type
Lead	3.5		0.28	0.18	mg/Kg	1	☼	6010B	Total/NA

Client Sample ID: S-021313-SM-066 — Lab Sample ID: 240-21082-23

Analyte	Result	Qualifier	RL	MDL	Unit	Dil Fac	D	Method	Prep Type
Lead	4.0		0.29	0.19	mg/Kg	1	☼	6010B	Total/NA

Client Sample ID: S-021313-SM-069 — Lab Sample ID: 240-21082-26

Analyte	Result	Qualifier	RL	MDL	Unit	Dil Fac	D	Method	Prep Type
Lead	49		0.32	0.20	mg/Kg	1	☼	6010B	Total/NA

Client Sample ID: S-021413-SM-072 — Lab Sample ID: 240-21082-29

Analyte	Result	Qualifier	RL	MDL	Unit	Dil Fac	D	Method	Prep Type
Methylene Chloride	56	B	8.7	1.2	ug/Kg	1	☼	8260B	Total/NA
2-Methylnaphthalene	110		48	24	ug/Kg	6.667	☼	8270C	Total/NA
Acenaphthene	570		48	24	ug/Kg	6.667	☼	8270C	Total/NA
Anthracene	1000		48	24	ug/Kg	6.667	☼	8270C	Total/NA
Benzo[a]anthracene	3100		48	24	ug/Kg	6.667	☼	8270C	Total/NA
Benzo[a]pyrene	3100		48	24	ug/Kg	6.667	☼	8270C	Total/NA
Benzo[b]fluoranthene	4700		48	24	ug/Kg	6.667	☼	8270C	Total/NA
Benzo[g,h,i]perylene	1700		48	24	ug/Kg	6.667	☼	8270C	Total/NA
Benzo[k]fluoranthene	2000		48	24	ug/Kg	6.667	☼	8270C	Total/NA
Bis(2-ethylhexyl) phthalate	310	J	360	140	ug/Kg	6.667	☼	8270C	Total/NA

This Detection Summary does not include radiochemical test results.

Client Sample ID: S-021413-SM-072 (Continued)

Lab Sample ID: 240-21082-29

Analyte	Result	Qualifier	RL	MDL	Unit	Dil Fac	D	Method	Prep Type
Carbazole	690		360	190	ug/Kg	6.667	☼	8270C	Total/NA
Chrysene	3700		48	7.9	ug/Kg	6.667	☼	8270C	Total/NA
Dibenzofuran	260	J	360	24	ug/Kg	6.667	☼	8270C	Total/NA
Fluoranthene	7800		48	24	ug/Kg	6.667	☼	8270C	Total/NA
Fluorene	460		48	24	ug/Kg	6.667	☼	8270C	Total/NA
Indeno[1,2,3-cd]pyrene	1600		48	24	ug/Kg	6.667	☼	8270C	Total/NA
Naphthalene	100		48	24	ug/Kg	6.667	☼	8270C	Total/NA
Phenanthrene	4500		48	24	ug/Kg	6.667	☼	8270C	Total/NA
Pyrene	5800		48	24	ug/Kg	6.667	☼	8270C	Total/NA
Aluminum	5600		20	9.7	mg/Kg	1	☼	6010B	Total/NA
Antimony	1.0		1.0	0.40	mg/Kg	1	☼	6010B	Total/NA
Barium	86	B	20	0.072	mg/Kg	1	☼	6010B	Total/NA
Beryllium	0.046	J	0.51	0.044	mg/Kg	1	☼	6010B	Total/NA
Calcium	120000	B	2500	81	mg/Kg	5	☼	6010B	Total/NA
Cadmium	1.1		0.20	0.036	mg/Kg	1	☼	6010B	Total/NA
Cobalt	5.5		5.1	0.16	mg/Kg	1	☼	6010B	Total/NA
Chromium	19		0.51	0.20	mg/Kg	1	☼	6010B	Total/NA
Copper	22		2.5	0.75	mg/Kg	1	☼	6010B	Total/NA
Iron	9600	B	10	5.0	mg/Kg	1	☼	6010B	Total/NA
Potassium	1200	B	510	6.3	mg/Kg	1	☼	6010B	Total/NA
Magnesium	28000	B	510	5.2	mg/Kg	1	☼	6010B	Total/NA
Manganese	370		1.5	0.075	mg/Kg	1	☼	6010B	Total/NA
Sodium	1400		510	67	mg/Kg	1	☼	6010B	Total/NA
Nickel	17		4.1	0.27	mg/Kg	1	☼	6010B	Total/NA
Vanadium	15		5.1	0.12	mg/Kg	1	☼	6010B	Total/NA
Zinc	190	B	2.0	1.0	mg/Kg	1	☼	6010B	Total/NA
Arsenic	6.0		1.0	0.30	mg/Kg	1	☼	6010B	Total/NA
Lead	130		0.30	0.19	mg/Kg	1	☼	6010B	Total/NA
Thallium	1.1		1.0	0.56	mg/Kg	1	☼	6010B	Total/NA
Mercury	0.13		0.12	0.018	mg/Kg	1	☼	7471A	Total/NA
Cyanide, Total	0.23	J	0.55	0.11	mg/Kg	1	☼	9012A	Total/NA

Client Sample ID: S-021413-SM-073

Lab Sample ID: 240-21082-30

Analyte	Result	Qualifier	RL	MDL	Unit	Dil Fac	D	Method	Prep Type
Acetone	14	J B	22	6.9	ug/Kg	1	☼	8260B	Total/NA
2-Butanone (MEK)	2.2	J	22	1.5	ug/Kg	1	☼	8260B	Total/NA
Methylene Chloride	35	B	5.4	0.73	ug/Kg	1	☼	8260B	Total/NA
Acenaphthene	8.7		8.4	4.2	ug/Kg	1	☼	8270C	Total/NA
Anthracene	15		8.4	4.2	ug/Kg	1	☼	8270C	Total/NA
Benzo[a]anthracene	37		8.4	4.2	ug/Kg	1	☼	8270C	Total/NA
Benzo[a]pyrene	44		8.4	4.2	ug/Kg	1	☼	8270C	Total/NA
Benzo[b]fluoranthene	62		8.4	4.2	ug/Kg	1	☼	8270C	Total/NA
Benzo[g,h,i]perylene	14		8.4	4.2	ug/Kg	1	☼	8270C	Total/NA
Benzo[k]fluoranthene	32		8.4	4.2	ug/Kg	1	☼	8270C	Total/NA
Chrysene	41		8.4	1.4	ug/Kg	1	☼	8270C	Total/NA
Fluoranthene	81		8.4	4.2	ug/Kg	1	☼	8270C	Total/NA
Fluorene	7.9	J	8.4	4.2	ug/Kg	1	☼	8270C	Total/NA
Indeno[1,2,3-cd]pyrene	16		8.4	4.2	ug/Kg	1	☼	8270C	Total/NA
Phenanthrene	56		8.4	4.2	ug/Kg	1	☼	8270C	Total/NA

This Detection Summary does not include radiochemical test results.

Client Sample ID: S-021413-SM-073 (Continued)

Lab Sample ID: 240-21082-30

Analyte	Result	Qualifier	RL	MDL	Unit	Dil Fac	D	Method	Prep Type
Pyrene	67		8.4	4.2	ug/Kg	1	☼	8270C	Total/NA
Aluminum	16000		24	11	mg/Kg	1	☼	6010B	Total/NA
Barium	100	B	24	0.084	mg/Kg	1	☼	6010B	Total/NA
Beryllium	0.34	J	0.59	0.051	mg/Kg	1	☼	6010B	Total/NA
Calcium	2400	B	590	19	mg/Kg	1	☼	6010B	Total/NA
Cobalt	10		5.9	0.19	mg/Kg	1	☼	6010B	Total/NA
Chromium	22		0.59	0.24	mg/Kg	1	☼	6010B	Total/NA
Copper	22		2.9	0.87	mg/Kg	1	☼	6010B	Total/NA
Iron	24000	B	12	5.8	mg/Kg	1	☼	6010B	Total/NA
Potassium	1600	B	590	7.3	mg/Kg	1	☼	6010B	Total/NA
Magnesium	3100	B	590	6.0	mg/Kg	1	☼	6010B	Total/NA
Manganese	330		1.8	0.087	mg/Kg	1	☼	6010B	Total/NA
Nickel	21		4.7	0.32	mg/Kg	1	☼	6010B	Total/NA
Vanadium	41		5.9	0.14	mg/Kg	1	☼	6010B	Total/NA
Zinc	66	B	2.4	1.2	mg/Kg	1	☼	6010B	Total/NA
Arsenic	7.4		1.2	0.35	mg/Kg	1	☼	6010B	Total/NA
Lead	16		0.35	0.22	mg/Kg	1	☼	6010B	Total/NA
Selenium	0.96		0.59	0.53	mg/Kg	1	☼	6010B	Total/NA
Thallium	0.90	J	1.2	0.65	mg/Kg	1	☼	6010B	Total/NA
Mercury	0.13		0.12	0.017	mg/Kg	1	☼	7471A	Total/NA
Cyanide, Total	0.74		0.64	0.13	mg/Kg	1	☼	9012A	Total/NA

Client Sample ID: S-021413-SM-074

Lab Sample ID: 240-21082-31

Analyte	Result	Qualifier	RL	MDL	Unit	Dil Fac	D	Method	Prep Type
Acetone	13	J B	22	6.9	ug/Kg	1	☼	8260B	Total/NA
2-Butanone (MEK)	1.8	J	22	1.5	ug/Kg	1	☼	8260B	Total/NA
Methylene Chloride	36	B	5.5	0.74	ug/Kg	1	☼	8260B	Total/NA
Benzo[a]anthracene	19		8.3	4.1	ug/Kg	1	☼	8270C	Total/NA
Benzo[a]pyrene	20		8.3	4.1	ug/Kg	1	☼	8270C	Total/NA
Benzo[b]fluoranthene	28		8.3	4.1	ug/Kg	1	☼	8270C	Total/NA
Benzo[k]fluoranthene	17		8.3	4.1	ug/Kg	1	☼	8270C	Total/NA
Bis(2-ethylhexyl) phthalate	24	J	63	24	ug/Kg	1	☼	8270C	Total/NA
Chrysene	16		8.3	1.4	ug/Kg	1	☼	8270C	Total/NA
Fluoranthene	39		8.3	4.1	ug/Kg	1	☼	8270C	Total/NA
Phenanthrene	23		8.3	4.1	ug/Kg	1	☼	8270C	Total/NA
Pyrene	36		8.3	4.1	ug/Kg	1	☼	8270C	Total/NA
Aluminum	13000		22	11	mg/Kg	1	☼	6010B	Total/NA
Antimony	0.52	J	1.1	0.44	mg/Kg	1	☼	6010B	Total/NA
Barium	120	B	22	0.080	mg/Kg	1	☼	6010B	Total/NA
Beryllium	0.76		0.56	0.048	mg/Kg	1	☼	6010B	Total/NA
Calcium	3000	B	560	18	mg/Kg	1	☼	6010B	Total/NA
Cadmium	0.16	J	0.22	0.040	mg/Kg	1	☼	6010B	Total/NA
Cobalt	11		5.6	0.18	mg/Kg	1	☼	6010B	Total/NA
Chromium	20		0.56	0.22	mg/Kg	1	☼	6010B	Total/NA
Copper	25		2.8	0.83	mg/Kg	1	☼	6010B	Total/NA
Iron	26000	B	11	5.5	mg/Kg	1	☼	6010B	Total/NA
Potassium	1700	B	560	7.0	mg/Kg	1	☼	6010B	Total/NA
Magnesium	3500	B	560	5.7	mg/Kg	1	☼	6010B	Total/NA
Manganese	260		1.7	0.083	mg/Kg	1	☼	6010B	Total/NA

This Detection Summary does not include radiochemical test results.

Client Sample ID: S-021413-SM-074 (Continued) — Lab Sample ID: 240-21082-31

Analyte	Result	Qualifier	RL	MDL	Unit	Dil Fac	D	Method	Prep Type
Nickel	41		4.5	0.30	mg/Kg	1	☼	6010B	Total/NA
Vanadium	32		5.6	0.13	mg/Kg	1	☼	6010B	Total/NA
Zinc	84	B	2.2	1.1	mg/Kg	1	☼	6010B	Total/NA
Arsenic	14		1.1	0.34	mg/Kg	1	☼	6010B	Total/NA
Lead	16		0.34	0.21	mg/Kg	1	☼	6010B	Total/NA
Selenium	0.79		0.56	0.50	mg/Kg	1	☼	6010B	Total/NA
Thallium	1.4		1.1	0.62	mg/Kg	1	☼	6010B	Total/NA
Mercury	0.13		0.13	0.020	mg/Kg	1	☼	7471A	Total/NA
Cyanide, Total	1.1		0.62	0.12	mg/Kg	1	☼	9012A	Total/NA

Client Sample ID: S-021413-SM-076 — Lab Sample ID: 240-21082-33

Analyte	Result	Qualifier	RL	MDL	Unit	Dil Fac	D	Method	Prep Type
Methylene Chloride	64	B	5.1	0.68	ug/Kg	1	☼	8260B	Total/NA
4-Methyl-2-pentanone (MIBK)	0.67	J	20	0.55	ug/Kg	1	☼	8260B	Total/NA
Tetrachloroethene	0.69	J	5.1	0.53	ug/Kg	1	☼	8260B	Total/NA
1,1,1-Trichloroethane	2.3	J	5.1	0.57	ug/Kg	1	☼	8260B	Total/NA

Client Sample ID: S-021413-SM-077 — Lab Sample ID: 240-21082-34

Analyte	Result	Qualifier	RL	MDL	Unit	Dil Fac	D	Method	Prep Type
Acetone	11	J B	21	6.7	ug/Kg	1	☼	8260B	Total/NA
2-Butanone (MEK)	2.8	J	21	1.5	ug/Kg	1	☼	8260B	Total/NA
Methylene Chloride	21	B	5.3	0.71	ug/Kg	1	☼	8260B	Total/NA
Toluene	0.36	J	5.3	0.29	ug/Kg	1	☼	8260B	Total/NA

Client Sample ID: S-021413-SM-078 — Lab Sample ID: 240-21082-35

Analyte	Result	Qualifier	RL	MDL	Unit	Dil Fac	D	Method	Prep Type
Methylene Chloride	39	B	5.3	0.71	ug/Kg	1	☼	8260B	Total/NA
Trichloroethene	35		5.3	0.45	ug/Kg	1	☼	8260B	Total/NA
1,1,1-Trichloroethane	0.59	J	5.3	0.59	ug/Kg	1	☼	8260B	Total/NA

Client Sample ID: S-021413-SM-079 — Lab Sample ID: 240-21082-36

Analyte	Result	Qualifier	RL	MDL	Unit	Dil Fac	D	Method	Prep Type
Methylene Chloride	27	B	5.0	0.67	ug/Kg	1	☼	8260B	Total/NA

Client Sample ID: S-021413-SM-080 — Lab Sample ID: 240-21082-37

Analyte	Result	Qualifier	RL	MDL	Unit	Dil Fac	D	Method	Prep Type
Acetone	13	J B	22	6.9	ug/Kg	1	☼	8260B	Total/NA
Methylene Chloride	27	B	5.5	0.73	ug/Kg	1	☼	8260B	Total/NA

Client Sample ID: S-021413-SM-081 — Lab Sample ID: 240-21082-38

Analyte	Result	Qualifier	RL	MDL	Unit	Dil Fac	D	Method	Prep Type
Methylene Chloride	28	B	4.6	0.62	ug/Kg	1	☼	8260B	Total/NA
Trichloroethene	6.4		4.6	0.39	ug/Kg	1	☼	8260B	Total/NA
cis-1,2-Dichloroethene	0.43	J	4.6	0.33	ug/Kg	1	☼	8260B	Total/NA

This Detection Summary does not include radiochemical test results.

Detection Summary

Client: Conestoga-Rovers & Associates, Inc.
Project/Site: 017324-T07-017, RACER Former MTM

TestAmerica Job ID: 240-21082-1

Client Sample ID: S-021413-SM-091 — Lab Sample ID: 240-21082-42

Analyte	Result	Qualifier	RL	MDL	Unit	Dil Fac	D	Method	Prep Type
Acetone	16	J B	18	5.6	ug/Kg	1	☼	8260B	Total/NA
2-Butanone (MEK)	3.5	J	18	1.2	ug/Kg	1	☼	8260B	Total/NA
Methylene Chloride	28	B	4.4	0.59	ug/Kg	1	☼	8260B	Total/NA
Toluene	0.84	J	4.4	0.24	ug/Kg	1	☼	8260B	Total/NA
Trichloroethene	0.95	J	4.4	0.37	ug/Kg	1	☼	8260B	Total/NA
Vinyl chloride	3.5	J	4.4	0.35	ug/Kg	1	☼	8260B	Total/NA
cis-1,2-Dichloroethene	1.2	J	4.4	0.32	ug/Kg	1	☼	8260B	Total/NA
trans-1,2-Dichloroethene	3.3	J	4.4	0.36	ug/Kg	1	☼	8260B	Total/NA
1,2-Dichlorobenzene	2.9	J	4.4	0.32	ug/Kg	1	☼	8260B	Total/NA

Client Sample ID: S-021413-SM-092 — Lab Sample ID: 240-21082-43

Analyte	Result	Qualifier	RL	MDL	Unit	Dil Fac	D	Method	Prep Type
Acetone	16	J B	21	6.8	ug/Kg	1	☼	8260B	Total/NA
2-Butanone (MEK)	2.9	J	21	1.5	ug/Kg	1	☼	8260B	Total/NA
Methylene Chloride	24	B	5.4	0.72	ug/Kg	1	☼	8260B	Total/NA

Client Sample ID: S-021413-SM-093 — Lab Sample ID: 240-21082-44

Analyte	Result	Qualifier	RL	MDL	Unit	Dil Fac	D	Method	Prep Type
Acetone	6.9	J B	18	5.7	ug/Kg	1	☼	8260B	Total/NA
Ethylbenzene	0.33	J	4.5	0.23	ug/Kg	1	☼	8260B	Total/NA
Methylene Chloride	27	B	4.5	0.60	ug/Kg	1	☼	8260B	Total/NA
Toluene	0.42	J	4.5	0.24	ug/Kg	1	☼	8260B	Total/NA
Xylenes, Total	0.74	J	9.0	0.60	ug/Kg	1	☼	8260B	Total/NA
1,2-Dichlorobenzene	1.1	J	4.5	0.32	ug/Kg	1	☼	8260B	Total/NA
Methylcyclohexane	0.49	J	9.0	0.28	ug/Kg	1	☼	8260B	Total/NA

Client Sample ID: S-021413-SM-094 — Lab Sample ID: 240-21082-45

Analyte	Result	Qualifier	RL	MDL	Unit	Dil Fac	D	Method	Prep Type
Methylene Chloride	26	B	4.8	0.65	ug/Kg	1	☼	8260B	Total/NA

Client Sample ID: S-021413-SM-095 — Lab Sample ID: 240-21082-46

Analyte	Result	Qualifier	RL	MDL	Unit	Dil Fac	D	Method	Prep Type
Acetone	25	B	22	7.0	ug/Kg	1	☼	8260B	Total/NA
2-Butanone (MEK)	4.1	J	22	1.6	ug/Kg	1	☼	8260B	Total/NA
Methylene Chloride	36	B	5.5	0.74	ug/Kg	1	☼	8260B	Total/NA

Client Sample ID: S-021413-SM-096 — Lab Sample ID: 240-21082-47

Analyte	Result	Qualifier	RL	MDL	Unit	Dil Fac	D	Method	Prep Type
Acetone	7.0	J B	18	5.6	ug/Kg	1	☼	8260B	Total/NA
1,1-Dichloroethane	0.90	J	4.5	0.32	ug/Kg	1	☼	8260B	Total/NA
Methylene Chloride	22	B	4.5	0.60	ug/Kg	1	☼	8260B	Total/NA
Vinyl chloride	1.2	J	4.5	0.35	ug/Kg	1	☼	8260B	Total/NA
Methylcyclohexane	0.35	J	9.0	0.28	ug/Kg	1	☼	8260B	Total/NA

This Detection Summary does not include radiochemical test results.

Client: Conestoga-Rovers & Associates, Inc.
Project/Site: 017324-T07-017, RACER Former MTM

TestAmerica Job ID: 240-21082-1

Client Sample ID: S-021313-SM-047
Date Collected: 02/13/13 09:45
Date Received: 02/15/13 07:50

Lab Sample ID: 240-21082-4
Matrix: Solid
Percent Solids: 86.4

Method: 6010B - Metals (ICP)

Analyte	Result	Qualifier	RL	MDL	Unit	D	Prepared	Analyzed	Dil Fac
Lead	120		0.33	0.21	mg/Kg	☼	02/18/13 10:25	02/19/13 13:07	1

Client: Conestoga-Rovers & Associates, Inc.
Project/Site: 017324-T07-017, RACER Former MTM

TestAmerica Job ID: 240-21082-1

Client Sample ID: S-021313-SM-050
Date Collected: 02/13/13 10:04
Date Received: 02/15/13 07:50

Lab Sample ID: 240-21082-7
Matrix: Solid
Percent Solids: 85.5

Method: 6010B - Metals (ICP)

Analyte	Result	Qualifier	RL	MDL	Unit	D	Prepared	Analyzed	Dil Fac
Lead	160		0.35	0.22	mg/Kg	☼	02/18/13 10:25	02/19/13 13:25	1

Client: Conestoga-Rovers & Associates, Inc.
Project/Site: 017324-T07-017, RACER Former MTM

TestAmerica Job ID: 240-21082-1

Client Sample ID: S-021313-SM-051
Date Collected: 02/13/13 10:05
Date Received: 02/15/13 07:50

Lab Sample ID: 240-21082-8
Matrix: Solid
Percent Solids: 85.3

Method: 6010B - Metals (ICP)

Analyte	Result	Qualifier	RL	MDL	Unit	D	Prepared	Analyzed	Dil Fac
Lead	110		0.25	0.16	mg/Kg	☼	02/18/13 10:25	02/19/13 13:31	1

Client: Conestoga-Rovers & Associates, Inc.
Project/Site: 017324-T07-017, RACER Former MTM

TestAmerica Job ID: 240-21082-1

Client Sample ID: S-021313-SM-053
Date Collected: 02/13/13 10:25
Date Received: 02/15/13 07:50

Lab Sample ID: 240-21082-10
Matrix: Solid
Percent Solids: 88.0

Method: 6010B - Metals (ICP)

Analyte	Result	Qualifier	RL	MDL	Unit	D	Prepared	Analyzed	Dil Fac
Lead	300		0.33	0.21	mg/Kg	☼	02/18/13 10:25	02/19/13 12:25	1

Client: Conestoga-Rovers & Associates, Inc.
Project/Site: 017324-T07-017, RACER Former MTM

TestAmerica Job ID: 240-21082-1

Client Sample ID: S-021313-SM-059
Date Collected: 02/13/13 12:52
Date Received: 02/15/13 07:50

Lab Sample ID: 240-21082-16
Matrix: Solid
Percent Solids: 95.4

Method: 6010B - Metals (ICP)

Analyte	Result	Qualifier	RL	MDL	Unit	D	Prepared	Analyzed	Dil Fac
Lead	5.2		0.27	0.17	mg/Kg	☼	02/18/13 10:25	02/19/13 13:36	1

Client: Conestoga-Rovers & Associates, Inc.
Project/Site: 017324-T07-017, RACER Former MTM

TestAmerica Job ID: 240-21082-1

Client Sample ID: S-021313-SM-060
Date Collected: 02/13/13 12:54
Date Received: 02/15/13 07:50

Lab Sample ID: 240-21082-17
Matrix: Solid
Percent Solids: 95.8

Method: 6010B - Metals (ICP)

Analyte	Result	Qualifier	RL	MDL	Unit	D	Prepared	Analyzed	Dil Fac
Lead	3.5		0.28	0.18	mg/Kg	☼	02/18/13 10:25	02/19/13 13:42	1

Client: Conestoga-Rovers & Associates, Inc.
Project/Site: 017324-T07-017, RACER Former MTM

TestAmerica Job ID: 240-21082-1

Client Sample ID: S-021313-SM-066
Date Collected: 02/13/13 14:30
Date Received: 02/15/13 07:50

Lab Sample ID: 240-21082-23
Matrix: Solid
Percent Solids: 94.2

Method: 6010B - Metals (ICP)

Analyte	Result	Qualifier	RL	MDL	Unit	D	Prepared	Analyzed	Dil Fac
Lead	4.0		0.29	0.19	mg/Kg	☼	02/18/13 10:25	02/19/13 13:48	1

Client: Conestoga-Rovers & Associates, Inc.
Project/Site: 017324-T07-017, RACER Former MTM

TestAmerica Job ID: 240-21082-1

Client Sample ID: S-021313-SM-069
Date Collected: 02/13/13 15:00
Date Received: 02/15/13 07:50

Lab Sample ID: 240-21082-26
Matrix: Solid
Percent Solids: 90.1

Method: 6010B - Metals (ICP)

Analyte	Result	Qualifier	RL	MDL	Unit	D	Prepared	Analyzed	Dil Fac
Lead	49		0.32	0.20	mg/Kg	☼	02/18/13 10:25	02/19/13 13:54	1

Client: Conestoga-Rovers & Associates, Inc.
Project/Site: 017324-T07-017, RACER Former MTM

TestAmerica Job ID: 240-21082-1

Client Sample ID: S-021413-SM-072
Date Collected: 02/14/13 08:30
Date Received: 02/15/13 07:50

Lab Sample ID: 240-21082-29
Matrix: Solid
Percent Solids: 92.2

Method: 8260B - Volatile Organic Compounds (GC/MS)

Analyte	Result	Qualifier	RL	MDL	Unit	D	Prepared	Analyzed	Dil Fac
Acetone	35	U	35	11	ug/Kg	☼	02/15/13 21:16	02/19/13 01:19	1
Benzene	8.7	U	8.7	0.40	ug/Kg	☼	02/15/13 21:16	02/19/13 01:19	1
Dichlorobromomethane	8.7	U	8.7	0.49	ug/Kg	☼	02/15/13 21:16	02/19/13 01:19	1
Bromoform	8.7	U	8.7	0.57	ug/Kg	☼	02/15/13 21:16	02/19/13 01:19	1
Bromomethane	8.7	U	8.7	0.94	ug/Kg	☼	02/15/13 21:16	02/19/13 01:19	1
2-Butanone (MEK)	35	U	35	2.4	ug/Kg	☼	02/15/13 21:16	02/19/13 01:19	1
Carbon disulfide	8.7	U	8.7	0.76	ug/Kg	☼	02/15/13 21:16	02/19/13 01:19	1
Carbon tetrachloride	8.7	U	8.7	0.64	ug/Kg	☼	02/15/13 21:16	02/19/13 01:19	1
Chlorobenzene	8.7	U	8.7	0.57	ug/Kg	☼	02/15/13 21:16	02/19/13 01:19	1
Chloroethane	8.7	U	8.7	1.5	ug/Kg	☼	02/15/13 21:16	02/19/13 01:19	1
Chloroform	8.7	U	8.7	0.50	ug/Kg	☼	02/15/13 21:16	02/19/13 01:19	1
Chloromethane	8.7	U	8.7	0.71	ug/Kg	☼	02/15/13 21:16	02/19/13 01:19	1
1,1-Dichloroethane	8.7	U	8.7	0.62	ug/Kg	☼	02/15/13 21:16	02/19/13 01:19	1
1,2-Dichloroethane	8.7	U	8.7	0.59	ug/Kg	☼	02/15/13 21:16	02/19/13 01:19	1
1,1-Dichloroethene	8.7	U	8.7	0.90	ug/Kg	☼	02/15/13 21:16	02/19/13 01:19	1
1,2-Dichloropropane	8.7	U	8.7	1.2	ug/Kg	☼	02/15/13 21:16	02/19/13 01:19	1
cis-1,3-Dichloropropene	8.7	U	8.7	0.59	ug/Kg	☼	02/15/13 21:16	02/19/13 01:19	1
trans-1,3-Dichloropropene	8.7	U	8.7	0.94	ug/Kg	☼	02/15/13 21:16	02/19/13 01:19	1
Ethylbenzene	8.7	U	8.7	0.45	ug/Kg	☼	02/15/13 21:16	02/19/13 01:19	1
2-Hexanone	35	U	35	1.1	ug/Kg	☼	02/15/13 21:16	02/19/13 01:19	1
Methylene Chloride	**56**	**B**	8.7	1.2	ug/Kg	☼	02/15/13 21:16	02/19/13 01:19	1
4-Methyl-2-pentanone (MIBK)	35	U	35	0.94	ug/Kg	☼	02/15/13 21:16	02/19/13 01:19	1
Styrene	8.7	U	8.7	0.26	ug/Kg	☼	02/15/13 21:16	02/19/13 01:19	1
1,1,2,2-Tetrachloroethane	8.7	U	8.7	0.59	ug/Kg	☼	02/15/13 21:16	02/19/13 01:19	1
Tetrachloroethene	8.7	U	8.7	0.90	ug/Kg	☼	02/15/13 21:16	02/19/13 01:19	1
Toluene	8.7	U	8.7	0.47	ug/Kg	☼	02/15/13 21:16	02/19/13 01:19	1
Trichloroethene	8.7	U	8.7	0.73	ug/Kg	☼	02/15/13 21:16	02/19/13 01:19	1
Vinyl chloride	8.7	U	8.7	0.68	ug/Kg	☼	02/15/13 21:16	02/19/13 01:19	1
Xylenes, Total	17	U	17	1.2	ug/Kg	☼	02/15/13 21:16	02/19/13 01:19	1
1,1,1-Trichloroethane	8.7	U	8.7	0.97	ug/Kg	☼	02/15/13 21:16	02/19/13 01:19	1
1,1,2-Trichloroethane	8.7	U	8.7	0.68	ug/Kg	☼	02/15/13 21:16	02/19/13 01:19	1
Cyclohexane	17	U	17	0.57	ug/Kg	☼	02/15/13 21:16	02/19/13 01:19	1
1,2-Dibromo-3-Chloropropane	17	U	17	2.3	ug/Kg	☼	02/15/13 21:16	02/19/13 01:19	1
Ethylene Dibromide	8.7	U	8.7	0.87	ug/Kg	☼	02/15/13 21:16	02/19/13 01:19	1
Dichlorodifluoromethane	8.7	U	8.7	0.87	ug/Kg	☼	02/15/13 21:16	02/19/13 01:19	1
cis-1,2-Dichloroethene	8.7	U	8.7	0.62	ug/Kg	☼	02/15/13 21:16	02/19/13 01:19	1
trans-1,2-Dichloroethene	8.7	U	8.7	0.71	ug/Kg	☼	02/15/13 21:16	02/19/13 01:19	1
Isopropylbenzene	8.7	U	8.7	0.28	ug/Kg	☼	02/15/13 21:16	02/19/13 01:19	1
Methyl acetate	17	U	17	2.4	ug/Kg	☼	02/15/13 21:16	02/19/13 01:19	1
Methyl tert-butyl ether	35	U	35	0.74	ug/Kg	☼	02/15/13 21:16	02/19/13 01:19	1
1,1,2-Trichloro-1,2,2-trifluoroethane	8.7	U	8.7	2.3	ug/Kg	☼	02/15/13 21:16	02/19/13 01:19	1
1,2,4-Trichlorobenzene	8.7	U	8.7	0.47	ug/Kg	☼	02/15/13 21:16	02/19/13 01:19	1
1,2-Dichlorobenzene	8.7	U	8.7	0.62	ug/Kg	☼	02/15/13 21:16	02/19/13 01:19	1
1,3-Dichlorobenzene	8.7	U	8.7	0.61	ug/Kg	☼	02/15/13 21:16	02/19/13 01:19	1
1,4-Dichlorobenzene	8.7	U	8.7	1.1	ug/Kg	☼	02/15/13 21:16	02/19/13 01:19	1
Trichlorofluoromethane	8.7	U	8.7	0.59	ug/Kg	☼	02/15/13 21:16	02/19/13 01:19	1
Chlorodibromomethane	8.7	U	8.7	0.95	ug/Kg	☼	02/15/13 21:16	02/19/13 01:19	1
Methylcyclohexane	17	U	17	0.54	ug/Kg	☼	02/15/13 21:16	02/19/13 01:19	1

Client: Conestoga-Rovers & Associates, Inc.
Project/Site: 017324-T07-017, RACER Former MTM

TestAmerica Job ID: 240-21082-1

Client Sample ID: S-021413-SM-072
Date Collected: 02/14/13 08:30
Date Received: 02/15/13 07:50

Lab Sample ID: 240-21082-29
Matrix: Solid
Percent Solids: 92.2

Surrogate	%Recovery	Qualifier	Limits	Prepared	Analyzed	Dil Fac
1,2-Dichloroethane-d4 (Surr)	88		58 - 123	02/15/13 21:16	02/19/13 01:19	1
4-Bromofluorobenzene (Surr)	91		52 - 136	02/15/13 21:16	02/19/13 01:19	1
Toluene-d8 (Surr)	98		67 - 125	02/15/13 21:16	02/19/13 01:19	1
Dibromofluoromethane (Surr)	92		37 - 132	02/15/13 21:16	02/19/13 01:19	1

Method: 8270C - Semivolatile Organic Compounds (GC/MS)

Analyte	Result	Qualifier	RL	MDL	Unit	D	Prepared	Analyzed	Dil Fac
1,1'-Biphenyl	360	U	360	190	ug/Kg	☼	02/18/13 12:10	02/20/13 19:17	6.667
2,2'-oxybis[1-chloropropane]	720	U	720	68	ug/Kg	☼	02/18/13 12:10	02/20/13 19:17	6.667
2,4,5-Trichlorophenol	1100	U	1100	180	ug/Kg	☼	02/18/13 12:10	02/20/13 19:17	6.667
2,4,6-Trichlorophenol	1100	U	1100	580	ug/Kg	☼	02/18/13 12:10	02/20/13 19:17	6.667
2,4-Dichlorophenol	1100	U	1100	140	ug/Kg	☼	02/18/13 12:10	02/20/13 19:17	6.667
2,4-Dimethylphenol	1100	U	1100	140	ug/Kg	☼	02/18/13 12:10	02/20/13 19:17	6.667
2,4-Dinitrophenol	2400	U	2400	580	ug/Kg	☼	02/18/13 12:10	02/20/13 19:17	6.667
2,4-Dinitrotoluene	1400	U	1400	190	ug/Kg	☼	02/18/13 12:10	02/20/13 19:17	6.667
2,6-Dinitrotoluene	1400	U	1400	150	ug/Kg	☼	02/18/13 12:10	02/20/13 19:17	6.667
2-Chloronaphthalene	360	U	360	24	ug/Kg	☼	02/18/13 12:10	02/20/13 19:17	6.667
2-Chlorophenol	360	U	360	190	ug/Kg	☼	02/18/13 12:10	02/20/13 19:17	6.667
2-Methylnaphthalene	**110**		48	24	ug/Kg	☼	02/18/13 12:10	02/20/13 19:17	6.667
2-Methylphenol	1400	U	1400	580	ug/Kg	☼	02/18/13 12:10	02/20/13 19:17	6.667
2-Nitroaniline	1400	U	1400	65	ug/Kg	☼	02/18/13 12:10	02/20/13 19:17	6.667
2-Nitrophenol	360	U	360	190	ug/Kg	☼	02/18/13 12:10	02/20/13 19:17	6.667
3,3'-Dichlorobenzidine	720	U	720	130	ug/Kg	☼	02/18/13 12:10	02/20/13 19:17	6.667
3-Nitroaniline	1400	U	1400	120	ug/Kg	☼	02/18/13 12:10	02/20/13 19:17	6.667
4,6-Dinitro-2-methylphenol	1100	U	1100	580	ug/Kg	☼	02/18/13 12:10	02/20/13 19:17	6.667
4-Bromophenyl phenyl ether	360	U	360	94	ug/Kg	☼	02/18/13 12:10	02/20/13 19:17	6.667
4-Chloro-3-methylphenol	1100	U	1100	150	ug/Kg	☼	02/18/13 12:10	02/20/13 19:17	6.667
4-Chloroaniline	1100	U	1100	120	ug/Kg	☼	02/18/13 12:10	02/20/13 19:17	6.667
4-Chlorophenyl phenyl ether	360	U	360	94	ug/Kg	☼	02/18/13 12:10	02/20/13 19:17	6.667
4-Nitroaniline	1400	U	1400	190	ug/Kg	☼	02/18/13 12:10	02/20/13 19:17	6.667
4-Nitrophenol	2400	U	2400	580	ug/Kg	☼	02/18/13 12:10	02/20/13 19:17	6.667
Acenaphthene	**570**		48	24	ug/Kg	☼	02/18/13 12:10	02/20/13 19:17	6.667
Acenaphthylene	48	U	48	24	ug/Kg	☼	02/18/13 12:10	02/20/13 19:17	6.667
Acetophenone	720	U	720	66	ug/Kg	☼	02/18/13 12:10	02/20/13 19:17	6.667
Anthracene	**1000**		48	24	ug/Kg	☼	02/18/13 12:10	02/20/13 19:17	6.667
Atrazine	1400	U	1400	65	ug/Kg	☼	02/18/13 12:10	02/20/13 19:17	6.667
Benzaldehyde	720	U	720	86	ug/Kg	☼	02/18/13 12:10	02/20/13 19:17	6.667
Benzo[a]anthracene	**3100**		48	24	ug/Kg	☼	02/18/13 12:10	02/20/13 19:17	6.667
Benzo[a]pyrene	**3100**		48	24	ug/Kg	☼	02/18/13 12:10	02/20/13 19:17	6.667
Benzo[b]fluoranthene	**4700**		48	24	ug/Kg	☼	02/18/13 12:10	02/20/13 19:17	6.667
Benzo[g,h,i]perylene	**1700**		48	24	ug/Kg	☼	02/18/13 12:10	02/20/13 19:17	6.667
Benzo[k]fluoranthene	**2000**		48	24	ug/Kg	☼	02/18/13 12:10	02/20/13 19:17	6.667
Bis(2-chloroethoxy)methane	720	U	720	160	ug/Kg	☼	02/18/13 12:10	02/20/13 19:17	6.667
Bis(2-chloroethyl)ether	720	U	720	14	ug/Kg	☼	02/18/13 12:10	02/20/13 19:17	6.667
Bis(2-ethylhexyl) phthalate	**310**	**J**	360	140	ug/Kg	☼	02/18/13 12:10	02/20/13 19:17	6.667
Butyl benzyl phthalate	360	U	360	72	ug/Kg	☼	02/18/13 12:10	02/20/13 19:17	6.667
Caprolactam	2400	U	2400	270	ug/Kg	☼	02/18/13 12:10	02/20/13 19:17	6.667
Carbazole	**690**		360	190	ug/Kg	☼	02/18/13 12:10	02/20/13 19:17	6.667
Chrysene	**3700**		48	7.9	ug/Kg	☼	02/18/13 12:10	02/20/13 19:17	6.667
Dibenz(a,h)anthracene	48	U	48	24	ug/Kg	☼	02/18/13 12:10	02/20/13 19:17	6.667

Client Sample ID: S-021413-SM-072
Date Collected: 02/14/13 08:30
Date Received: 02/15/13 07:50

Lab Sample ID: 240-21082-29
Matrix: Solid
Percent Solids: 92.2

Method: 8270C - Semivolatile Organic Compounds (GC/MS) (Continued)

Analyte	Result	Qualifier	RL	MDL	Unit	D	Prepared	Analyzed	Dil Fac
Dibenzofuran	**260**	**J**	360	24	ug/Kg	☼	02/18/13 12:10	02/20/13 19:17	6.667
Diethyl phthalate	360	U	360	120	ug/Kg	☼	02/18/13 12:10	02/20/13 19:17	6.667
Dimethyl phthalate	360	U	360	120	ug/Kg	☼	02/18/13 12:10	02/20/13 19:17	6.667
Di-n-butyl phthalate	360	U	360	110	ug/Kg	☼	02/18/13 12:10	02/20/13 19:17	6.667
Di-n-octyl phthalate	360	U	360	190	ug/Kg	☼	02/18/13 12:10	02/20/13 19:17	6.667
Fluoranthene	**7800**		48	24	ug/Kg	☼	02/18/13 12:10	02/20/13 19:17	6.667
Fluorene	**460**		48	24	ug/Kg	☼	02/18/13 12:10	02/20/13 19:17	6.667
Hexachlorobenzene	48	U	48	15	ug/Kg	☼	02/18/13 12:10	02/20/13 19:17	6.667
Hexachlorobutadiene	360	U	360	190	ug/Kg	☼	02/18/13 12:10	02/20/13 19:17	6.667
Hexachlorocyclopentadiene	2400	U	2400	190	ug/Kg	☼	02/18/13 12:10	02/20/13 19:17	6.667
Hexachloroethane	360	U	360	65	ug/Kg	☼	02/18/13 12:10	02/20/13 19:17	6.667
Indeno[1,2,3-cd]pyrene	**1600**		48	24	ug/Kg	☼	02/18/13 12:10	02/20/13 19:17	6.667
Isophorone	360	U	360	94	ug/Kg	☼	02/18/13 12:10	02/20/13 19:17	6.667
Naphthalene	**100**		48	24	ug/Kg	☼	02/18/13 12:10	02/20/13 19:17	6.667
Nitrobenzene	720	U	720	16	ug/Kg	☼	02/18/13 12:10	02/20/13 19:17	6.667
N-Nitrosodi-n-propylamine	360	U	360	190	ug/Kg	☼	02/18/13 12:10	02/20/13 19:17	6.667
N-Nitrosodiphenylamine	360	U	360	150	ug/Kg	☼	02/18/13 12:10	02/20/13 19:17	6.667
Pentachlorophenol	1100	U	1100	580	ug/Kg	☼	02/18/13 12:10	02/20/13 19:17	6.667
Phenol	360	U	360	190	ug/Kg	☼	02/18/13 12:10	02/20/13 19:17	6.667
Phenanthrene	**4500**		48	24	ug/Kg	☼	02/18/13 12:10	02/20/13 19:17	6.667
Pyrene	**5800**		48	24	ug/Kg	☼	02/18/13 12:10	02/20/13 19:17	6.667
3 & 4 Methylphenol	2900	U	2900	140	ug/Kg	☼	02/18/13 12:10	02/20/13 19:17	6.667

Surrogate	*%Recovery*	*Qualifier*	*Limits*	*Prepared*	*Analyzed*	*Dil Fac*
2-Fluorobiphenyl (Surr)	*61*		*24 - 110*	*02/18/13 12:10*	*02/20/13 19:17*	*6.667*
2-Fluorophenol (Surr)	*60*		*24 - 110*	*02/18/13 12:10*	*02/20/13 19:17*	*6.667*
2,4,6-Tribromophenol (Surr)	*25*		*10 - 110*	*02/18/13 12:10*	*02/20/13 19:17*	*6.667*
Nitrobenzene-d5 (Surr)	*66*		*20 - 110*	*02/18/13 12:10*	*02/20/13 19:17*	*6.667*
Phenol-d5 (Surr)	*59*		*26 - 110*	*02/18/13 12:10*	*02/20/13 19:17*	*6.667*
Terphenyl-d14 (Surr)	*72*		*36 - 110*	*02/18/13 12:10*	*02/20/13 19:17*	*6.667*

Method: 8082 - Polychlorinated Biphenyls (PCBs) by Gas Chromatography

Analyte	Result	Qualifier	RL	MDL	Unit	D	Prepared	Analyzed	Dil Fac
Aroclor-1016	36	U	36	23	ug/Kg	☼	02/18/13 10:12	02/20/13 05:44	1
Aroclor-1221	36	U	36	17	ug/Kg	☼	02/18/13 10:12	02/20/13 05:44	1
Aroclor-1232	36	U	36	15	ug/Kg	☼	02/18/13 10:12	02/20/13 05:44	1
Aroclor-1242	36	U	36	14	ug/Kg	☼	02/18/13 10:12	02/20/13 05:44	1
Aroclor-1248	36	U	36	18	ug/Kg	☼	02/18/13 10:12	02/20/13 05:44	1
Aroclor-1254	36	U	36	18	ug/Kg	☼	02/18/13 10:12	02/20/13 05:44	1
Aroclor-1260	36	U	36	18	ug/Kg	☼	02/18/13 10:12	02/20/13 05:44	1

Surrogate	*%Recovery*	*Qualifier*	*Limits*	*Prepared*	*Analyzed*	*Dil Fac*
Tetrachloro-m-xylene	*77*		*29 - 151*	*02/18/13 10:12*	*02/20/13 05:44*	*1*
DCB Decachlorobiphenyl	*177*	*X*	*14 - 163*	*02/18/13 10:12*	*02/20/13 05:44*	*1*

Method: 6010B - Metals (ICP)

Analyte	Result	Qualifier	RL	MDL	Unit	D	Prepared	Analyzed	Dil Fac
Aluminum	**5600**		20	9.7	mg/Kg	☼	02/18/13 10:25	02/20/13 05:44	1
Antimony	**1.0**		1.0	0.40	mg/Kg	☼	02/18/13 10:25	02/20/13 05:44	1
Barium	**86**	**B**	20	0.072	mg/Kg	☼	02/18/13 10:25	02/20/13 05:44	1

Client: Conestoga-Rovers & Associates, Inc.
Project/Site: 017324-T07-017, RACER Former MTM

TestAmerica Job ID: 240-21082-1

Client Sample ID: S-021413-SM-072
Date Collected: 02/14/13 08:30
Date Received: 02/15/13 07:50

Lab Sample ID: 240-21082-29
Matrix: Solid
Percent Solids: 92.2

Method: 6010B - Metals (ICP) (Continued)

Analyte	Result	Qualifier	RL	MDL	Unit	D	Prepared	Analyzed	Dil Fac
Beryllium	0.046	J	0.51	0.044	mg/Kg	☼	02/18/13 10:25	02/20/13 05:44	1
Calcium	120000	B	2500	81	mg/Kg	☼	02/18/13 10:25	02/20/13 05:50	5
Cadmium	1.1		0.20	0.036	mg/Kg	☼	02/18/13 10:25	02/20/13 05:44	1
Cobalt	5.5		5.1	0.16	mg/Kg	☼	02/18/13 10:25	02/20/13 05:44	1
Chromium	19		0.51	0.20	mg/Kg	☼	02/18/13 10:25	02/20/13 05:44	1
Copper	22		2.5	0.75	mg/Kg	☼	02/18/13 10:25	02/20/13 05:44	1
Iron	9600	B	10	5.0	mg/Kg	☼	02/18/13 10:25	02/20/13 05:44	1
Potassium	1200	B	510	6.3	mg/Kg	☼	02/18/13 10:25	02/20/13 05:44	1
Magnesium	28000	B	510	5.2	mg/Kg	☼	02/18/13 10:25	02/20/13 05:44	1
Manganese	370		1.5	0.075	mg/Kg	☼	02/18/13 10:25	02/20/13 05:44	1
Silver	0.51	U	0.51	0.10	mg/Kg	☼	02/18/13 10:25	02/20/13 05:44	1
Sodium	1400		510	67	mg/Kg	☼	02/18/13 10:25	02/20/13 05:44	1
Nickel	17		4.1	0.27	mg/Kg	☼	02/18/13 10:25	02/20/13 05:44	1
Vanadium	15		5.1	0.12	mg/Kg	☼	02/18/13 10:25	02/20/13 05:44	1
Zinc	190	B	2.0	1.0	mg/Kg	☼	02/18/13 10:25	02/20/13 05:44	1
Arsenic	6.0		1.0	0.30	mg/Kg	☼	02/18/13 10:25	02/20/13 05:44	1
Lead	130		0.30	0.19	mg/Kg	☼	02/18/13 10:25	02/20/13 05:44	1
Selenium	0.51	U	0.51	0.46	mg/Kg	☼	02/18/13 10:25	02/20/13 05:44	1
Thallium	1.1		1.0	0.56	mg/Kg	☼	02/18/13 10:25	02/20/13 05:44	1

Method: 7471A - Mercury (CVAA)

Analyte	Result	Qualifier	RL	MDL	Unit	D	Prepared	Analyzed	Dil Fac
Mercury	0.13		0.12	0.018	mg/Kg	☼	02/18/13 14:10	02/20/13 12:45	1

General Chemistry

Analyte	Result	Qualifier	RL	MDL	Unit	D	Prepared	Analyzed	Dil Fac
Cyanide, Total	0.23	J	0.55	0.11	mg/Kg	☼	02/19/13 09:53	02/19/13 13:54	1

Client: Conestoga-Rovers & Associates, Inc.
Project/Site: 017324-T07-017, RACER Former MTM

TestAmerica Job ID: 240-21082-1

Client Sample ID: S-021413-SM-073
Date Collected: 02/14/13 08:35
Date Received: 02/15/13 07:50

Lab Sample ID: 240-21082-30
Matrix: Solid
Percent Solids: 78.7

Method: 8260B - Volatile Organic Compounds (GC/MS)

Analyte	Result	Qualifier	RL	MDL	Unit	D	Prepared	Analyzed	Dil Fac
Acetone	**14**	**J B**	22	6.9	ug/Kg	☼	02/15/13 21:16	02/19/13 02:23	1
Benzene	5.4	U	5.4	0.25	ug/Kg	☼	02/15/13 21:16	02/19/13 02:23	1
Dichlorobromomethane	5.4	U	5.4	0.31	ug/Kg	☼	02/15/13 21:16	02/19/13 02:23	1
Bromoform	5.4	U	5.4	0.36	ug/Kg	☼	02/15/13 21:16	02/19/13 02:23	1
Bromomethane	5.4	U	5.4	0.59	ug/Kg	☼	02/15/13 21:16	02/19/13 02:23	1
2-Butanone (MEK)	**2.2**	**J**	22	1.5	ug/Kg	☼	02/15/13 21:16	02/19/13 02:23	1
Carbon disulfide	5.4	U	5.4	0.48	ug/Kg	☼	02/15/13 21:16	02/19/13 02:23	1
Carbon tetrachloride	5.4	U	5.4	0.40	ug/Kg	☼	02/15/13 21:16	02/19/13 02:23	1
Chlorobenzene	5.4	U	5.4	0.36	ug/Kg	☼	02/15/13 21:16	02/19/13 02:23	1
Chloroethane	5.4	U	5.4	0.94	ug/Kg	☼	02/15/13 21:16	02/19/13 02:23	1
Chloroform	5.4	U	5.4	0.32	ug/Kg	☼	02/15/13 21:16	02/19/13 02:23	1
Chloromethane	5.4	U	5.4	0.45	ug/Kg	☼	02/15/13 21:16	02/19/13 02:23	1
1,1-Dichloroethane	5.4	U	5.4	0.39	ug/Kg	☼	02/15/13 21:16	02/19/13 02:23	1
1,2-Dichloroethane	5.4	U	5.4	0.37	ug/Kg	☼	02/15/13 21:16	02/19/13 02:23	1
1,1-Dichloroethene	5.4	U	5.4	0.57	ug/Kg	☼	02/15/13 21:16	02/19/13 02:23	1
1,2-Dichloropropane	5.4	U	5.4	0.75	ug/Kg	☼	02/15/13 21:16	02/19/13 02:23	1
cis-1,3-Dichloropropene	5.4	U	5.4	0.37	ug/Kg	☼	02/15/13 21:16	02/19/13 02:23	1
trans-1,3-Dichloropropene	5.4	U	5.4	0.59	ug/Kg	☼	02/15/13 21:16	02/19/13 02:23	1
Ethylbenzene	5.4	U	5.4	0.28	ug/Kg	☼	02/15/13 21:16	02/19/13 02:23	1
2-Hexanone	22	U	22	0.69	ug/Kg	☼	02/15/13 21:16	02/19/13 02:23	1
Methylene Chloride	**35**	**B**	5.4	0.73	ug/Kg	☼	02/15/13 21:16	02/19/13 02:23	1
4-Methyl-2-pentanone (MIBK)	22	U	22	0.59	ug/Kg	☼	02/15/13 21:16	02/19/13 02:23	1
Styrene	5.4	U	5.4	0.16	ug/Kg	☼	02/15/13 21:16	02/19/13 02:23	1
1,1,2,2-Tetrachloroethane	5.4	U	5.4	0.37	ug/Kg	☼	02/15/13 21:16	02/19/13 02:23	1
Tetrachloroethene	5.4	U	5.4	0.57	ug/Kg	☼	02/15/13 21:16	02/19/13 02:23	1
Toluene	5.4	U	5.4	0.29	ug/Kg	☼	02/15/13 21:16	02/19/13 02:23	1
Trichloroethene	5.4	U	5.4	0.46	ug/Kg	☼	02/15/13 21:16	02/19/13 02:23	1
Vinyl chloride	5.4	U	5.4	0.42	ug/Kg	☼	02/15/13 21:16	02/19/13 02:23	1
Xylenes, Total	11	U	11	0.73	ug/Kg	☼	02/15/13 21:16	02/19/13 02:23	1
1,1,1-Trichloroethane	5.4	U	5.4	0.61	ug/Kg	☼	02/15/13 21:16	02/19/13 02:23	1
1,1,2-Trichloroethane	5.4	U	5.4	0.42	ug/Kg	☼	02/15/13 21:16	02/19/13 02:23	1
Cyclohexane	11	U	11	0.36	ug/Kg	☼	02/15/13 21:16	02/19/13 02:23	1
1,2-Dibromo-3-Chloropropane	11	U	11	1.4	ug/Kg	☼	02/15/13 21:16	02/19/13 02:23	1
Ethylene Dibromide	5.4	U	5.4	0.54	ug/Kg	☼	02/15/13 21:16	02/19/13 02:23	1
Dichlorodifluoromethane	5.4	U	5.4	0.54	ug/Kg	☼	02/15/13 21:16	02/19/13 02:23	1
cis-1,2-Dichloroethene	5.4	U	5.4	0.39	ug/Kg	☼	02/15/13 21:16	02/19/13 02:23	1
trans-1,2-Dichloroethene	5.4	U	5.4	0.45	ug/Kg	☼	02/15/13 21:16	02/19/13 02:23	1
Isopropylbenzene	5.4	U	5.4	0.17	ug/Kg	☼	02/15/13 21:16	02/19/13 02:23	1
Methyl acetate	11	U	11	1.5	ug/Kg	☼	02/15/13 21:16	02/19/13 02:23	1
Methyl tert-butyl ether	22	U	22	0.47	ug/Kg	☼	02/15/13 21:16	02/19/13 02:23	1
1,1,2-Trichloro-1,2,2-trifluoroethane	5.4	U	5.4	1.4	ug/Kg	☼	02/15/13 21:16	02/19/13 02:23	1
1,2,4-Trichlorobenzene	5.4	U	5.4	0.29	ug/Kg	☼	02/15/13 21:16	02/19/13 02:23	1
1,2-Dichlorobenzene	5.4	U	5.4	0.39	ug/Kg	☼	02/15/13 21:16	02/19/13 02:23	1
1,3-Dichlorobenzene	5.4	U	5.4	0.38	ug/Kg	☼	02/15/13 21:16	02/19/13 02:23	1
1,4-Dichlorobenzene	5.4	U	5.4	0.72	ug/Kg	☼	02/15/13 21:16	02/19/13 02:23	1
Trichlorofluoromethane	5.4	U	5.4	0.37	ug/Kg	☼	02/15/13 21:16	02/19/13 02:23	1
Chlorodibromomethane	5.4	U	5.4	0.60	ug/Kg	☼	02/15/13 21:16	02/19/13 02:23	1
Methylcyclohexane	11	U	11	0.34	ug/Kg	☼	02/15/13 21:16	02/19/13 02:23	1

Client: Conestoga-Rovers & Associates, Inc.
Project/Site: 017324-T07-017, RACER Former MTM

TestAmerica Job ID: 240-21082-1

Client Sample ID: S-021413-SM-073
Date Collected: 02/14/13 08:35
Date Received: 02/15/13 07:50

Lab Sample ID: 240-21082-30
Matrix: Solid
Percent Solids: 78.7

Surrogate	%Recovery	Qualifier	Limits	Prepared	Analyzed	Dil Fac
1,2-Dichloroethane-d4 (Surr)	85		58 - 123	02/15/13 21:16	02/19/13 02:23	1
4-Bromofluorobenzene (Surr)	91		52 - 136	02/15/13 21:16	02/19/13 02:23	1
Toluene-d8 (Surr)	96		67 - 125	02/15/13 21:16	02/19/13 02:23	1
Dibromofluoromethane (Surr)	89		37 - 132	02/15/13 21:16	02/19/13 02:23	1

Method: 8270C - Semivolatile Organic Compounds (GC/MS)

Analyte	Result	Qualifier	RL	MDL	Unit	D	Prepared	Analyzed	Dil Fac
1,1'-Biphenyl	63	U	63	34	ug/Kg	☼	02/18/13 12:10	02/20/13 20:21	1
2,2'-oxybis[1-chloropropane]	130	U	130	12	ug/Kg	☼	02/18/13 12:10	02/20/13 20:21	1
2,4,5-Trichlorophenol	190	U	190	32	ug/Kg	☼	02/18/13 12:10	02/20/13 20:21	1
2,4,6-Trichlorophenol	190	U	190	100	ug/Kg	☼	02/18/13 12:10	02/20/13 20:21	1
2,4-Dichlorophenol	190	U	190	25	ug/Kg	☼	02/18/13 12:10	02/20/13 20:21	1
2,4-Dimethylphenol	190	U	190	25	ug/Kg	☼	02/18/13 12:10	02/20/13 20:21	1
2,4-Dinitrophenol	420	U	420	100	ug/Kg	☼	02/18/13 12:10	02/20/13 20:21	1
2,4-Dinitrotoluene	250	U	250	34	ug/Kg	☼	02/18/13 12:10	02/20/13 20:21	1
2,6-Dinitrotoluene	250	U	250	27	ug/Kg	☼	02/18/13 12:10	02/20/13 20:21	1
2-Chloronaphthalene	63	U	63	4.2	ug/Kg	☼	02/18/13 12:10	02/20/13 20:21	1
2-Chlorophenol	63	U	63	34	ug/Kg	☼	02/18/13 12:10	02/20/13 20:21	1
2-Methylnaphthalene	8.4	U	8.4	4.2	ug/Kg	☼	02/18/13 12:10	02/20/13 20:21	1
2-Methylphenol	250	U	250	100	ug/Kg	☼	02/18/13 12:10	02/20/13 20:21	1
2-Nitroaniline	250	U	250	12	ug/Kg	☼	02/18/13 12:10	02/20/13 20:21	1
2-Nitrophenol	63	U	63	34	ug/Kg	☼	02/18/13 12:10	02/20/13 20:21	1
3,3'-Dichlorobenzidine	130	U	130	23	ug/Kg	☼	02/18/13 12:10	02/20/13 20:21	1
3-Nitroaniline	250	U	250	20	ug/Kg	☼	02/18/13 12:10	02/20/13 20:21	1
4,6-Dinitro-2-methylphenol	190	U	190	100	ug/Kg	☼	02/18/13 12:10	02/20/13 20:21	1
4-Bromophenyl phenyl ether	63	U	63	16	ug/Kg	☼	02/18/13 12:10	02/20/13 20:21	1
4-Chloro-3-methylphenol	190	U	190	27	ug/Kg	☼	02/18/13 12:10	02/20/13 20:21	1
4-Chloroaniline	190	U	190	22	ug/Kg	☼	02/18/13 12:10	02/20/13 20:21	1
4-Chlorophenyl phenyl ether	63	U	63	16	ug/Kg	☼	02/18/13 12:10	02/20/13 20:21	1
4-Nitroaniline	250	U	250	33	ug/Kg	☼	02/18/13 12:10	02/20/13 20:21	1
4-Nitrophenol	420	U	420	100	ug/Kg	☼	02/18/13 12:10	02/20/13 20:21	1
Acenaphthene	**8.7**		8.4	4.2	ug/Kg	☼	02/18/13 12:10	02/20/13 20:21	1
Acenaphthylene	8.4	U	8.4	4.2	ug/Kg	☼	02/18/13 12:10	02/20/13 20:21	1
Acetophenone	130	U	130	12	ug/Kg	☼	02/18/13 12:10	02/20/13 20:21	1
Anthracene	**15**		8.4	4.2	ug/Kg	☼	02/18/13 12:10	02/20/13 20:21	1
Atrazine	250	U	250	12	ug/Kg	☼	02/18/13 12:10	02/20/13 20:21	1
Benzaldehyde	130	U	130	15	ug/Kg	☼	02/18/13 12:10	02/20/13 20:21	1
Benzo[a]anthracene	**37**		8.4	4.2	ug/Kg	☼	02/18/13 12:10	02/20/13 20:21	1
Benzo[a]pyrene	**44**		8.4	4.2	ug/Kg	☼	02/18/13 12:10	02/20/13 20:21	1
Benzo[b]fluoranthene	**62**		8.4	4.2	ug/Kg	☼	02/18/13 12:10	02/20/13 20:21	1
Benzo[g,h,i]perylene	**14**		8.4	4.2	ug/Kg	☼	02/18/13 12:10	02/20/13 20:21	1
Benzo[k]fluoranthene	**32**		8.4	4.2	ug/Kg	☼	02/18/13 12:10	02/20/13 20:21	1
Bis(2-chloroethoxy)methane	130	U	130	28	ug/Kg	☼	02/18/13 12:10	02/20/13 20:21	1
Bis(2-chloroethyl)ether	130	U	130	2.5	ug/Kg	☼	02/18/13 12:10	02/20/13 20:21	1
Bis(2-ethylhexyl) phthalate	63	U	63	24	ug/Kg	☼	02/18/13 12:10	02/20/13 20:21	1
Butyl benzyl phthalate	63	U	63	13	ug/Kg	☼	02/18/13 12:10	02/20/13 20:21	1
Caprolactam	420	U	420	47	ug/Kg	☼	02/18/13 12:10	02/20/13 20:21	1
Carbazole	63	U	63	34	ug/Kg	☼	02/18/13 12:10	02/20/13 20:21	1
Chrysene	**41**		8.4	1.4	ug/Kg	☼	02/18/13 12:10	02/20/13 20:21	1
Dibenz(a,h)anthracene	8.4	U	8.4	4.2	ug/Kg	☼	02/18/13 12:10	02/20/13 20:21	1

Client Sample ID: S-021413-SM-073
Date Collected: 02/14/13 08:35
Date Received: 02/15/13 07:50

Lab Sample ID: 240-21082-30
Matrix: Solid
Percent Solids: 78.7

Method: 8270C - Semivolatile Organic Compounds (GC/MS) (Continued)

Analyte	Result	Qualifier	RL	MDL	Unit	D	Prepared	Analyzed	Dil Fac
Dibenzofuran	63	U	63	4.2	ug/Kg	☼	02/18/13 12:10	02/20/13 20:21	1
Diethyl phthalate	63	U	63	20	ug/Kg	☼	02/18/13 12:10	02/20/13 20:21	1
Dimethyl phthalate	63	U	63	22	ug/Kg	☼	02/18/13 12:10	02/20/13 20:21	1
Di-n-butyl phthalate	63	U	63	19	ug/Kg	☼	02/18/13 12:10	02/20/13 20:21	1
Di-n-octyl phthalate	63	U	63	34	ug/Kg	☼	02/18/13 12:10	02/20/13 20:21	1
Fluoranthene	**81**		8.4	4.2	ug/Kg	☼	02/18/13 12:10	02/20/13 20:21	1
Fluorene	**7.9**	**J**	8.4	4.2	ug/Kg	☼	02/18/13 12:10	02/20/13 20:21	1
Hexachlorobenzene	8.4	U	8.4	2.7	ug/Kg	☼	02/18/13 12:10	02/20/13 20:21	1
Hexachlorobutadiene	63	U	63	34	ug/Kg	☼	02/18/13 12:10	02/20/13 20:21	1
Hexachlorocyclopentadiene	420	U	420	34	ug/Kg	☼	02/18/13 12:10	02/20/13 20:21	1
Hexachloroethane	63	U	63	11	ug/Kg	☼	02/18/13 12:10	02/20/13 20:21	1
Indeno[1,2,3-cd]pyrene	**16**		8.4	4.2	ug/Kg	☼	02/18/13 12:10	02/20/13 20:21	1
Isophorone	63	U	63	16	ug/Kg	☼	02/18/13 12:10	02/20/13 20:21	1
Naphthalene	8.4	U	8.4	4.2	ug/Kg	☼	02/18/13 12:10	02/20/13 20:21	1
Nitrobenzene	130	U	130	2.8	ug/Kg	☼	02/18/13 12:10	02/20/13 20:21	1
N-Nitrosodi-n-propylamine	63	U	63	34	ug/Kg	☼	02/18/13 12:10	02/20/13 20:21	1
N-Nitrosodiphenylamine	63	U	63	27	ug/Kg	☼	02/18/13 12:10	02/20/13 20:21	1
Pentachlorophenol	190	U	190	100	ug/Kg	☼	02/18/13 12:10	02/20/13 20:21	1
Phenol	63	U	63	34	ug/Kg	☼	02/18/13 12:10	02/20/13 20:21	1
Phenanthrene	**56**		8.4	4.2	ug/Kg	☼	02/18/13 12:10	02/20/13 20:21	1
Pyrene	**67**		8.4	4.2	ug/Kg	☼	02/18/13 12:10	02/20/13 20:21	1
3 & 4 Methylphenol	510	U	510	25	ug/Kg	☼	02/18/13 12:10	02/20/13 20:21	1

Surrogate	*%Recovery*	*Qualifier*	*Limits*	*Prepared*	*Analyzed*	*Dil Fac*
2-Fluorobiphenyl (Surr)	*69*		*24 - 110*	*02/18/13 12:10*	*02/20/13 20:21*	*1*
2-Fluorophenol (Surr)	*69*		*24 - 110*	*02/18/13 12:10*	*02/20/13 20:21*	*1*
2,4,6-Tribromophenol (Surr)	*43*		*10 - 110*	*02/18/13 12:10*	*02/20/13 20:21*	*1*
Nitrobenzene-d5 (Surr)	*78*		*20 - 110*	*02/18/13 12:10*	*02/20/13 20:21*	*1*
Phenol-d5 (Surr)	*66*		*26 - 110*	*02/18/13 12:10*	*02/20/13 20:21*	*1*
Terphenyl-d14 (Surr)	*91*		*36 - 110*	*02/18/13 12:10*	*02/20/13 20:21*	*1*

Method: 8082 - Polychlorinated Biphenyls (PCBs) by Gas Chromatography

Analyte	Result	Qualifier	RL	MDL	Unit	D	Prepared	Analyzed	Dil Fac
Aroclor-1016	42	U	42	27	ug/Kg	☼	02/18/13 10:12	02/20/13 06:56	1
Aroclor-1221	42	U	42	20	ug/Kg	☼	02/18/13 10:12	02/20/13 06:56	1
Aroclor-1232	42	U	42	18	ug/Kg	☼	02/18/13 10:12	02/20/13 06:56	1
Aroclor-1242	42	U	42	16	ug/Kg	☼	02/18/13 10:12	02/20/13 06:56	1
Aroclor-1248	42	U	42	22	ug/Kg	☼	02/18/13 10:12	02/20/13 06:56	1
Aroclor-1254	42	U	42	22	ug/Kg	☼	02/18/13 10:12	02/20/13 06:56	1
Aroclor-1260	42	U	42	22	ug/Kg	☼	02/18/13 10:12	02/20/13 06:56	1

Surrogate	*%Recovery*	*Qualifier*	*Limits*	*Prepared*	*Analyzed*	*Dil Fac*
Tetrachloro-m-xylene	*54*		*29 - 151*	*02/18/13 10:12*	*02/20/13 06:56*	*1*
DCB Decachlorobiphenyl	*66*		*14 - 163*	*02/18/13 10:12*	*02/20/13 06:56*	*1*

Method: 6010B - Metals (ICP)

Analyte	Result	Qualifier	RL	MDL	Unit	D	Prepared	Analyzed	Dil Fac
Aluminum	**16000**		24	11	mg/Kg	☼	02/18/13 10:25	02/19/13 14:00	1
Antimony	1.2	U	1.2	0.46	mg/Kg	☼	02/18/13 10:25	02/20/13 06:08	1
Barium	**100**	**B**	24	0.084	mg/Kg	☼	02/18/13 10:25	02/19/13 14:00	1

Client: Conestoga-Rovers & Associates, Inc.
Project/Site: 017324-T07-017, RACER Former MTM

TestAmerica Job ID: 240-21082-1

Client Sample ID: S-021413-SM-073
Date Collected: 02/14/13 08:35
Date Received: 02/15/13 07:50

Lab Sample ID: 240-21082-30
Matrix: Solid
Percent Solids: 78.7

Method: 6010B - Metals (ICP) (Continued)

Analyte	Result	Qualifier	RL	MDL	Unit	D	Prepared	Analyzed	Dil Fac
Beryllium	0.34	J	0.59	0.051	mg/Kg	☼	02/18/13 10:25	02/19/13 14:00	1
Calcium	2400	B	590	19	mg/Kg	☼	02/18/13 10:25	02/19/13 14:00	1
Cadmium	0.24	U	0.24	0.042	mg/Kg	☼	02/18/13 10:25	02/19/13 14:00	1
Cobalt	10		5.9	0.19	mg/Kg	☼	02/18/13 10:25	02/19/13 14:00	1
Chromium	22		0.59	0.24	mg/Kg	☼	02/18/13 10:25	02/19/13 14:00	1
Copper	22		2.9	0.87	mg/Kg	☼	02/18/13 10:25	02/19/13 14:00	1
Iron	24000	B	12	5.8	mg/Kg	☼	02/18/13 10:25	02/19/13 14:00	1
Potassium	1600	B	590	7.3	mg/Kg	☼	02/18/13 10:25	02/19/13 14:00	1
Magnesium	3100	B	590	6.0	mg/Kg	☼	02/18/13 10:25	02/19/13 14:00	1
Manganese	330		1.8	0.087	mg/Kg	☼	02/18/13 10:25	02/19/13 14:00	1
Silver	0.59	U	0.59	0.12	mg/Kg	☼	02/18/13 10:25	02/19/13 14:00	1
Sodium	590	U	590	78	mg/Kg	☼	02/18/13 10:25	02/19/13 14:00	1
Nickel	21		4.7	0.32	mg/Kg	☼	02/18/13 10:25	02/19/13 14:00	1
Vanadium	41		5.9	0.14	mg/Kg	☼	02/18/13 10:25	02/19/13 14:00	1
Zinc	66	B	2.4	1.2	mg/Kg	☼	02/18/13 10:25	02/19/13 14:00	1
Arsenic	7.4		1.2	0.35	mg/Kg	☼	02/18/13 10:25	02/19/13 14:00	1
Lead	16		0.35	0.22	mg/Kg	☼	02/18/13 10:25	02/19/13 14:00	1
Selenium	0.96		0.59	0.53	mg/Kg	☼	02/18/13 10:25	02/19/13 14:00	1
Thallium	0.90	J	1.2	0.65	mg/Kg	☼	02/18/13 10:25	02/19/13 14:00	1

Method: 7471A - Mercury (CVAA)

Analyte	Result	Qualifier	RL	MDL	Unit	D	Prepared	Analyzed	Dil Fac
Mercury	0.13		0.12	0.017	mg/Kg	☼	02/18/13 14:10	02/20/13 13:08	1

General Chemistry

Analyte	Result	Qualifier	RL	MDL	Unit	D	Prepared	Analyzed	Dil Fac
Cyanide, Total	0.74		0.64	0.13	mg/Kg	☼	02/19/13 09:53	02/19/13 14:24	1

Client: Conestoga-Rovers & Associates, Inc.
Project/Site: 017324-T07-017, RACER Former MTM

TestAmerica Job ID: 240-21082-1

Client Sample ID: S-021413-SM-074
Date Collected: 02/14/13 08:40
Date Received: 02/15/13 07:50

Lab Sample ID: 240-21082-31
Matrix: Solid
Percent Solids: 79.6

Method: 8260B - Volatile Organic Compounds (GC/MS)

Analyte	Result	Qualifier	RL	MDL	Unit	D	Prepared	Analyzed	Dil Fac
Acetone	**13**	**J B**	22	6.9	ug/Kg	☼	02/15/13 21:16	02/19/13 02:44	1
Benzene	5.5	U	5.5	0.25	ug/Kg	☼	02/15/13 21:16	02/19/13 02:44	1
Dichlorobromomethane	5.5	U	5.5	0.31	ug/Kg	☼	02/15/13 21:16	02/19/13 02:44	1
Bromoform	5.5	U	5.5	0.36	ug/Kg	☼	02/15/13 21:16	02/19/13 02:44	1
Bromomethane	5.5	U	5.5	0.59	ug/Kg	☼	02/15/13 21:16	02/19/13 02:44	1
2-Butanone (MEK)	**1.8**	**J**	22	1.5	ug/Kg	☼	02/15/13 21:16	02/19/13 02:44	1
Carbon disulfide	5.5	U	5.5	0.48	ug/Kg	☼	02/15/13 21:16	02/19/13 02:44	1
Carbon tetrachloride	5.5	U	5.5	0.41	ug/Kg	☼	02/15/13 21:16	02/19/13 02:44	1
Chlorobenzene	5.5	U	5.5	0.36	ug/Kg	☼	02/15/13 21:16	02/19/13 02:44	1
Chloroethane	5.5	U	5.5	0.95	ug/Kg	☼	02/15/13 21:16	02/19/13 02:44	1
Chloroform	5.5	U	5.5	0.32	ug/Kg	☼	02/15/13 21:16	02/19/13 02:44	1
Chloromethane	5.5	U	5.5	0.45	ug/Kg	☼	02/15/13 21:16	02/19/13 02:44	1
1,1-Dichloroethane	5.5	U	5.5	0.40	ug/Kg	☼	02/15/13 21:16	02/19/13 02:44	1
1,2-Dichloroethane	5.5	U	5.5	0.37	ug/Kg	☼	02/15/13 21:16	02/19/13 02:44	1
1,1-Dichloroethene	5.5	U	5.5	0.57	ug/Kg	☼	02/15/13 21:16	02/19/13 02:44	1
1,2-Dichloropropane	5.5	U	5.5	0.76	ug/Kg	☼	02/15/13 21:16	02/19/13 02:44	1
cis-1,3-Dichloropropene	5.5	U	5.5	0.37	ug/Kg	☼	02/15/13 21:16	02/19/13 02:44	1
trans-1,3-Dichloropropene	5.5	U	5.5	0.59	ug/Kg	☼	02/15/13 21:16	02/19/13 02:44	1
Ethylbenzene	5.5	U	5.5	0.29	ug/Kg	☼	02/15/13 21:16	02/19/13 02:44	1
2-Hexanone	22	U	22	0.69	ug/Kg	☼	02/15/13 21:16	02/19/13 02:44	1
Methylene Chloride	**36**	**B**	5.5	0.74	ug/Kg	☼	02/15/13 21:16	02/19/13 02:44	1
4-Methyl-2-pentanone (MIBK)	22	U	22	0.59	ug/Kg	☼	02/15/13 21:16	02/19/13 02:44	1
Styrene	5.5	U	5.5	0.17	ug/Kg	☼	02/15/13 21:16	02/19/13 02:44	1
1,1,2,2-Tetrachloroethane	5.5	U	5.5	0.37	ug/Kg	☼	02/15/13 21:16	02/19/13 02:44	1
Tetrachloroethene	5.5	U	5.5	0.57	ug/Kg	☼	02/15/13 21:16	02/19/13 02:44	1
Toluene	5.5	U	5.5	0.30	ug/Kg	☼	02/15/13 21:16	02/19/13 02:44	1
Trichloroethene	5.5	U	5.5	0.46	ug/Kg	☼	02/15/13 21:16	02/19/13 02:44	1
Vinyl chloride	5.5	U	5.5	0.43	ug/Kg	☼	02/15/13 21:16	02/19/13 02:44	1
Xylenes, Total	11	U	11	0.74	ug/Kg	☼	02/15/13 21:16	02/19/13 02:44	1
1,1,1-Trichloroethane	5.5	U	5.5	0.62	ug/Kg	☼	02/15/13 21:16	02/19/13 02:44	1
1,1,2-Trichloroethane	5.5	U	5.5	0.43	ug/Kg	☼	02/15/13 21:16	02/19/13 02:44	1
Cyclohexane	11	U	11	0.36	ug/Kg	☼	02/15/13 21:16	02/19/13 02:44	1
1,2-Dibromo-3-Chloropropane	11	U	11	1.4	ug/Kg	☼	02/15/13 21:16	02/19/13 02:44	1
Ethylene Dibromide	5.5	U	5.5	0.55	ug/Kg	☼	02/15/13 21:16	02/19/13 02:44	1
Dichlorodifluoromethane	5.5	U	5.5	0.55	ug/Kg	☼	02/15/13 21:16	02/19/13 02:44	1
cis-1,2-Dichloroethene	5.5	U	5.5	0.40	ug/Kg	☼	02/15/13 21:16	02/19/13 02:44	1
trans-1,2-Dichloroethene	5.5	U	5.5	0.45	ug/Kg	☼	02/15/13 21:16	02/19/13 02:44	1
Isopropylbenzene	5.5	U	5.5	0.18	ug/Kg	☼	02/15/13 21:16	02/19/13 02:44	1
Methyl acetate	11	U	11	1.5	ug/Kg	☼	02/15/13 21:16	02/19/13 02:44	1
Methyl tert-butyl ether	22	U	22	0.47	ug/Kg	☼	02/15/13 21:16	02/19/13 02:44	1
1,1,2-Trichloro-1,2,2-trifluoroethane	5.5	U	5.5	1.4	ug/Kg	☼	02/15/13 21:16	02/19/13 02:44	1
1,2,4-Trichlorobenzene	5.5	U	5.5	0.30	ug/Kg	☼	02/15/13 21:16	02/19/13 02:44	1
1,2-Dichlorobenzene	5.5	U	5.5	0.40	ug/Kg	☼	02/15/13 21:16	02/19/13 02:44	1
1,3-Dichlorobenzene	5.5	U	5.5	0.39	ug/Kg	☼	02/15/13 21:16	02/19/13 02:44	1
1,4-Dichlorobenzene	5.5	U	5.5	0.73	ug/Kg	☼	02/15/13 21:16	02/19/13 02:44	1
Trichlorofluoromethane	5.5	U	5.5	0.37	ug/Kg	☼	02/15/13 21:16	02/19/13 02:44	1
Chlorodibromomethane	5.5	U	5.5	0.61	ug/Kg	☼	02/15/13 21:16	02/19/13 02:44	1
Methylcyclohexane	11	U	11	0.34	ug/Kg	☼	02/15/13 21:16	02/19/13 02:44	1

Client: Conestoga-Rovers & Associates, Inc.
Project/Site: 017324-T07-017, RACER Former MTM

TestAmerica Job ID: 240-21082-1

Client Sample ID: S-021413-SM-074
Date Collected: 02/14/13 08:40
Date Received: 02/15/13 07:50

Lab Sample ID: 240-21082-31
Matrix: Solid
Percent Solids: 79.6

Surrogate	%Recovery	Qualifier	Limits	Prepared	Analyzed	Dil Fac
1,2-Dichloroethane-d4 (Surr)	83		58 - 123	02/15/13 21:16	02/19/13 02:44	1
4-Bromofluorobenzene (Surr)	89		52 - 136	02/15/13 21:16	02/19/13 02:44	1
Toluene-d8 (Surr)	92		67 - 125	02/15/13 21:16	02/19/13 02:44	1
Dibromofluoromethane (Surr)	86		37 - 132	02/15/13 21:16	02/19/13 02:44	1

Method: 8270C - Semivolatile Organic Compounds (GC/MS)

Analyte	Result	Qualifier	RL	MDL	Unit	D	Prepared	Analyzed	Dil Fac
1,1'-Biphenyl	63	U	63	34	ug/Kg	☼	02/18/13 12:10	02/20/13 20:43	1
2,2'-oxybis[1-chloropropane]	130	U	130	12	ug/Kg	☼	02/18/13 12:10	02/20/13 20:43	1
2,4,5-Trichlorophenol	190	U	190	31	ug/Kg	☼	02/18/13 12:10	02/20/13 20:43	1
2,4,6-Trichlorophenol	190	U	190	100	ug/Kg	☼	02/18/13 12:10	02/20/13 20:43	1
2,4-Dichlorophenol	190	U	190	25	ug/Kg	☼	02/18/13 12:10	02/20/13 20:43	1
2,4-Dimethylphenol	190	U	190	25	ug/Kg	☼	02/18/13 12:10	02/20/13 20:43	1
2,4-Dinitrophenol	410	U	410	100	ug/Kg	☼	02/18/13 12:10	02/20/13 20:43	1
2,4-Dinitrotoluene	250	U	250	34	ug/Kg	☼	02/18/13 12:10	02/20/13 20:43	1
2,6-Dinitrotoluene	250	U	250	26	ug/Kg	☼	02/18/13 12:10	02/20/13 20:43	1
2-Chloronaphthalene	63	U	63	4.1	ug/Kg	☼	02/18/13 12:10	02/20/13 20:43	1
2-Chlorophenol	63	U	63	34	ug/Kg	☼	02/18/13 12:10	02/20/13 20:43	1
2-Methylnaphthalene	8.3	U	8.3	4.1	ug/Kg	☼	02/18/13 12:10	02/20/13 20:43	1
2-Methylphenol	250	U	250	100	ug/Kg	☼	02/18/13 12:10	02/20/13 20:43	1
2-Nitroaniline	250	U	250	11	ug/Kg	☼	02/18/13 12:10	02/20/13 20:43	1
2-Nitrophenol	63	U	63	34	ug/Kg	☼	02/18/13 12:10	02/20/13 20:43	1
3,3'-Dichlorobenzidine	130	U	130	23	ug/Kg	☼	02/18/13 12:10	02/20/13 20:43	1
3-Nitroaniline	250	U	250	20	ug/Kg	☼	02/18/13 12:10	02/20/13 20:43	1
4,6-Dinitro-2-methylphenol	190	U	190	100	ug/Kg	☼	02/18/13 12:10	02/20/13 20:43	1
4-Bromophenyl phenyl ether	63	U	63	16	ug/Kg	☼	02/18/13 12:10	02/20/13 20:43	1
4-Chloro-3-methylphenol	190	U	190	26	ug/Kg	☼	02/18/13 12:10	02/20/13 20:43	1
4-Chloroaniline	190	U	190	21	ug/Kg	☼	02/18/13 12:10	02/20/13 20:43	1
4-Chlorophenyl phenyl ether	63	U	63	16	ug/Kg	☼	02/18/13 12:10	02/20/13 20:43	1
4-Nitroaniline	250	U	250	33	ug/Kg	☼	02/18/13 12:10	02/20/13 20:43	1
4-Nitrophenol	410	U	410	100	ug/Kg	☼	02/18/13 12:10	02/20/13 20:43	1
Acenaphthene	8.3	U	8.3	4.1	ug/Kg	☼	02/18/13 12:10	02/20/13 20:43	1
Acenaphthylene	8.3	U	8.3	4.1	ug/Kg	☼	02/18/13 12:10	02/20/13 20:43	1
Acetophenone	130	U	130	12	ug/Kg	☼	02/18/13 12:10	02/20/13 20:43	1
Anthracene	8.3	U	8.3	4.1	ug/Kg	☼	02/18/13 12:10	02/20/13 20:43	1
Atrazine	250	U	250	11	ug/Kg	☼	02/18/13 12:10	02/20/13 20:43	1
Benzaldehyde	130	U	130	15	ug/Kg	☼	02/18/13 12:10	02/20/13 20:43	1
Benzo[a]anthracene	**19**		8.3	4.1	ug/Kg	☼	02/18/13 12:10	02/20/13 20:43	1
Benzo[a]pyrene	**20**		8.3	4.1	ug/Kg	☼	02/18/13 12:10	02/20/13 20:43	1
Benzo[b]fluoranthene	**28**		8.3	4.1	ug/Kg	☼	02/18/13 12:10	02/20/13 20:43	1
Benzo[g,h,i]perylene	8.3	U	8.3	4.1	ug/Kg	☼	02/18/13 12:10	02/20/13 20:43	1
Benzo[k]fluoranthene	**17**		8.3	4.1	ug/Kg	☼	02/18/13 12:10	02/20/13 20:43	1
Bis(2-chloroethoxy)methane	130	U	130	28	ug/Kg	☼	02/18/13 12:10	02/20/13 20:43	1
Bis(2-chloroethyl)ether	130	U	130	2.5	ug/Kg	☼	02/18/13 12:10	02/20/13 20:43	1
Bis(2-ethylhexyl) phthalate	**24**	**J**	63	24	ug/Kg	☼	02/18/13 12:10	02/20/13 20:43	1
Butyl benzyl phthalate	63	U	63	13	ug/Kg	☼	02/18/13 12:10	02/20/13 20:43	1
Caprolactam	410	U	410	46	ug/Kg	☼	02/18/13 12:10	02/20/13 20:43	1
Carbazole	63	U	63	34	ug/Kg	☼	02/18/13 12:10	02/20/13 20:43	1
Chrysene	**16**		8.3	1.4	ug/Kg	☼	02/18/13 12:10	02/20/13 20:43	1
Dibenz(a,h)anthracene	8.3	U	8.3	4.1	ug/Kg	☼	02/18/13 12:10	02/20/13 20:43	1

Client Sample ID: S-021413-SM-074
Date Collected: 02/14/13 08:40
Date Received: 02/15/13 07:50

Lab Sample ID: 240-21082-31
Matrix: Solid
Percent Solids: 79.6

Method: 8270C - Semivolatile Organic Compounds (GC/MS) (Continued)

Analyte	Result	Qualifier	RL	MDL	Unit	D	Prepared	Analyzed	Dil Fac
Dibenzofuran	63	U	63	4.1	ug/Kg	☼	02/18/13 12:10	02/20/13 20:43	1
Diethyl phthalate	63	U	63	20	ug/Kg	☼	02/18/13 12:10	02/20/13 20:43	1
Dimethyl phthalate	63	U	63	21	ug/Kg	☼	02/18/13 12:10	02/20/13 20:43	1
Di-n-butyl phthalate	63	U	63	19	ug/Kg	☼	02/18/13 12:10	02/20/13 20:43	1
Di-n-octyl phthalate	63	U	63	34	ug/Kg	☼	02/18/13 12:10	02/20/13 20:43	1
Fluoranthene	**39**		8.3	4.1	ug/Kg	☼	02/18/13 12:10	02/20/13 20:43	1
Fluorene	8.3	U	8.3	4.1	ug/Kg	☼	02/18/13 12:10	02/20/13 20:43	1
Hexachlorobenzene	8.3	U	8.3	2.6	ug/Kg	☼	02/18/13 12:10	02/20/13 20:43	1
Hexachlorobutadiene	63	U	63	34	ug/Kg	☼	02/18/13 12:10	02/20/13 20:43	1
Hexachlorocyclopentadiene	410	U	410	34	ug/Kg	☼	02/18/13 12:10	02/20/13 20:43	1
Hexachloroethane	63	U	63	11	ug/Kg	☼	02/18/13 12:10	02/20/13 20:43	1
Indeno[1,2,3-cd]pyrene	8.3	U	8.3	4.1	ug/Kg	☼	02/18/13 12:10	02/20/13 20:43	1
Isophorone	63	U	63	16	ug/Kg	☼	02/18/13 12:10	02/20/13 20:43	1
Naphthalene	8.3	U	8.3	4.1	ug/Kg	☼	02/18/13 12:10	02/20/13 20:43	1
Nitrobenzene	130	U	130	2.8	ug/Kg	☼	02/18/13 12:10	02/20/13 20:43	1
N-Nitrosodi-n-propylamine	63	U	63	34	ug/Kg	☼	02/18/13 12:10	02/20/13 20:43	1
N-Nitrosodiphenylamine	63	U	63	26	ug/Kg	☼	02/18/13 12:10	02/20/13 20:43	1
Pentachlorophenol	190	U	190	100	ug/Kg	☼	02/18/13 12:10	02/20/13 20:43	1
Phenol	63	U	63	34	ug/Kg	☼	02/18/13 12:10	02/20/13 20:43	1
Phenanthrene	**23**		8.3	4.1	ug/Kg	☼	02/18/13 12:10	02/20/13 20:43	1
Pyrene	**36**		8.3	4.1	ug/Kg	☼	02/18/13 12:10	02/20/13 20:43	1
3 & 4 Methylphenol	500	U	500	25	ug/Kg	☼	02/18/13 12:10	02/20/13 20:43	1

Surrogate	*%Recovery*	*Qualifier*	*Limits*	*Prepared*	*Analyzed*	*Dil Fac*
2-Fluorobiphenyl (Surr)	*62*		*24 - 110*	*02/18/13 12:10*	*02/20/13 20:43*	*1*
2-Fluorophenol (Surr)	*56*		*24 - 110*	*02/18/13 12:10*	*02/20/13 20:43*	*1*
2,4,6-Tribromophenol (Surr)	*44*		*10 - 110*	*02/18/13 12:10*	*02/20/13 20:43*	*1*
Nitrobenzene-d5 (Surr)	*63*		*20 - 110*	*02/18/13 12:10*	*02/20/13 20:43*	*1*
Phenol-d5 (Surr)	*55*		*26 - 110*	*02/18/13 12:10*	*02/20/13 20:43*	*1*
Terphenyl-d14 (Surr)	*89*		*36 - 110*	*02/18/13 12:10*	*02/20/13 20:43*	*1*

Method: 8082 - Polychlorinated Biphenyls (PCBs) by Gas Chromatography

Analyte	Result	Qualifier	RL	MDL	Unit	D	Prepared	Analyzed	Dil Fac
Aroclor-1016	41	U	41	26	ug/Kg	☼	02/18/13 10:12	02/20/13 07:10	1
Aroclor-1221	41	U	41	20	ug/Kg	☼	02/18/13 10:12	02/20/13 07:10	1
Aroclor-1232	41	U	41	18	ug/Kg	☼	02/18/13 10:12	02/20/13 07:10	1
Aroclor-1242	41	U	41	16	ug/Kg	☼	02/18/13 10:12	02/20/13 07:10	1
Aroclor-1248	41	U	41	21	ug/Kg	☼	02/18/13 10:12	02/20/13 07:10	1
Aroclor-1254	41	U	41	21	ug/Kg	☼	02/18/13 10:12	02/20/13 07:10	1
Aroclor-1260	41	U	41	21	ug/Kg	☼	02/18/13 10:12	02/20/13 07:10	1

Surrogate	*%Recovery*	*Qualifier*	*Limits*	*Prepared*	*Analyzed*	*Dil Fac*
Tetrachloro-m-xylene	*80*		*29 - 151*	*02/18/13 10:12*	*02/20/13 07:10*	*1*
DCB Decachlorobiphenyl	*87*		*14 - 163*	*02/18/13 10:12*	*02/20/13 07:10*	*1*

Method: 6010B - Metals (ICP)

Analyte	Result	Qualifier	RL	MDL	Unit	D	Prepared	Analyzed	Dil Fac
Aluminum	**13000**		22	11	mg/Kg	☼	02/18/13 10:25	02/19/13 14:06	1
Antimony	**0.52**	**J**	1.1	0.44	mg/Kg	☼	02/18/13 10:25	02/19/13 14:06	1
Barium	**120**	**B**	22	0.080	mg/Kg	☼	02/18/13 10:25	02/19/13 14:06	1

Client: Conestoga-Rovers & Associates, Inc.
Project/Site: 017324-T07-017, RACER Former MTM

TestAmerica Job ID: 240-21082-1

Client Sample ID: S-021413-SM-074
Date Collected: 02/14/13 08:40
Date Received: 02/15/13 07:50

Lab Sample ID: 240-21082-31
Matrix: Solid
Percent Solids: 79.6

Method: 6010B - Metals (ICP) (Continued)

Analyte	Result	Qualifier	RL	MDL	Unit	D	Prepared	Analyzed	Dil Fac
Beryllium	0.76		0.56	0.048	mg/Kg	☼	02/18/13 10:25	02/19/13 14:06	1
Calcium	3000	B	560	18	mg/Kg	☼	02/18/13 10:25	02/19/13 14:06	1
Cadmium	0.16	J	0.22	0.040	mg/Kg	☼	02/18/13 10:25	02/19/13 14:06	1
Cobalt	11		5.6	0.18	mg/Kg	☼	02/18/13 10:25	02/19/13 14:06	1
Chromium	20		0.56	0.22	mg/Kg	☼	02/18/13 10:25	02/19/13 14:06	1
Copper	25		2.8	0.83	mg/Kg	☼	02/18/13 10:25	02/19/13 14:06	1
Iron	26000	B	11	5.5	mg/Kg	☼	02/18/13 10:25	02/19/13 14:06	1
Potassium	1700	B	560	7.0	mg/Kg	☼	02/18/13 10:25	02/19/13 14:06	1
Magnesium	3500	B	560	5.7	mg/Kg	☼	02/18/13 10:25	02/19/13 14:06	1
Manganese	260		1.7	0.083	mg/Kg	☼	02/18/13 10:25	02/19/13 14:06	1
Silver	0.56	U	0.56	0.11	mg/Kg	☼	02/18/13 10:25	02/19/13 14:06	1
Sodium	560	U	560	74	mg/Kg	☼	02/18/13 10:25	02/19/13 14:06	1
Nickel	41		4.5	0.30	mg/Kg	☼	02/18/13 10:25	02/19/13 14:06	1
Vanadium	32		5.6	0.13	mg/Kg	☼	02/18/13 10:25	02/19/13 14:06	1
Zinc	84	B	2.2	1.1	mg/Kg	☼	02/18/13 10:25	02/19/13 14:06	1
Arsenic	14		1.1	0.34	mg/Kg	☼	02/18/13 10:25	02/19/13 14:06	1
Lead	16		0.34	0.21	mg/Kg	☼	02/18/13 10:25	02/19/13 14:06	1
Selenium	0.79		0.56	0.50	mg/Kg	☼	02/18/13 10:25	02/20/13 06:14	1
Thallium	1.4		1.1	0.62	mg/Kg	☼	02/18/13 10:25	02/19/13 14:06	1

Method: 7471A - Mercury (CVAA)

Analyte	Result	Qualifier	RL	MDL	Unit	D	Prepared	Analyzed	Dil Fac
Mercury	0.13		0.13	0.020	mg/Kg	☼	02/18/13 14:10	02/20/13 13:06	1

General Chemistry

Analyte	Result	Qualifier	RL	MDL	Unit	D	Prepared	Analyzed	Dil Fac
Cyanide, Total	1.1		0.62	0.12	mg/Kg	☼	02/19/13 09:53	02/19/13 14:24	1

Client: Conestoga-Rovers & Associates, Inc.
Project/Site: 017324-T07-017, RACER Former MTM

TestAmerica Job ID: 240-21082-1

Client Sample ID: S-021413-SM-076
Date Collected: 02/14/13 13:10
Date Received: 02/15/13 07:50

Lab Sample ID: 240-21082-33
Matrix: Solid
Percent Solids: 90.8

Method: 8260B - Volatile Organic Compounds (GC/MS)

Analyte	Result	Qualifier	RL	MDL	Unit	D	Prepared	Analyzed	Dil Fac
Acetone	20	U	20	6.4	ug/Kg	☼	02/15/13 21:16	02/19/13 03:05	1
Benzene	5.1	U	5.1	0.23	ug/Kg	☼	02/15/13 21:16	02/19/13 03:05	1
Dichlorobromomethane	5.1	U	5.1	0.28	ug/Kg	☼	02/15/13 21:16	02/19/13 03:05	1
Bromoform	5.1	U	5.1	0.33	ug/Kg	☼	02/15/13 21:16	02/19/13 03:05	1
Bromomethane	5.1	U	5.1	0.55	ug/Kg	☼	02/15/13 21:16	02/19/13 03:05	1
2-Butanone (MEK)	20	U	20	1.4	ug/Kg	☼	02/15/13 21:16	02/19/13 03:05	1
Carbon disulfide	5.1	U	5.1	0.45	ug/Kg	☼	02/15/13 21:16	02/19/13 03:05	1
Carbon tetrachloride	5.1	U	5.1	0.37	ug/Kg	☼	02/15/13 21:16	02/19/13 03:05	1
Chlorobenzene	5.1	U	5.1	0.33	ug/Kg	☼	02/15/13 21:16	02/19/13 03:05	1
Chloroethane	5.1	U	5.1	0.87	ug/Kg	☼	02/15/13 21:16	02/19/13 03:05	1
Chloroform	5.1	U	5.1	0.29	ug/Kg	☼	02/15/13 21:16	02/19/13 03:05	1
Chloromethane	5.1	U	5.1	0.41	ug/Kg	☼	02/15/13 21:16	02/19/13 03:05	1
1,1-Dichloroethane	5.1	U	5.1	0.36	ug/Kg	☼	02/15/13 21:16	02/19/13 03:05	1
1,2-Dichloroethane	5.1	U	5.1	0.34	ug/Kg	☼	02/15/13 21:16	02/19/13 03:05	1
1,1-Dichloroethene	5.1	U	5.1	0.53	ug/Kg	☼	02/15/13 21:16	02/19/13 03:05	1
1,2-Dichloropropane	5.1	U	5.1	0.70	ug/Kg	☼	02/15/13 21:16	02/19/13 03:05	1
cis-1,3-Dichloropropene	5.1	U	5.1	0.34	ug/Kg	☼	02/15/13 21:16	02/19/13 03:05	1
trans-1,3-Dichloropropene	5.1	U	5.1	0.55	ug/Kg	☼	02/15/13 21:16	02/19/13 03:05	1
Ethylbenzene	5.1	U	5.1	0.26	ug/Kg	☼	02/15/13 21:16	02/19/13 03:05	1
2-Hexanone	20	U	20	0.64	ug/Kg	☼	02/15/13 21:16	02/19/13 03:05	1
Methylene Chloride	**64**	**B**	5.1	0.68	ug/Kg	☼	02/15/13 21:16	02/19/13 03:05	1
4-Methyl-2-pentanone (MIBK)	**0.67**	**J**	20	0.55	ug/Kg	☼	02/15/13 21:16	02/19/13 03:05	1
Styrene	5.1	U	5.1	0.15	ug/Kg	☼	02/15/13 21:16	02/19/13 03:05	1
1,1,2,2-Tetrachloroethane	5.1	U	5.1	0.34	ug/Kg	☼	02/15/13 21:16	02/19/13 03:05	1
Tetrachloroethene	**0.69**	**J**	5.1	0.53	ug/Kg	☼	02/15/13 21:16	02/19/13 03:05	1
Toluene	5.1	U	5.1	0.27	ug/Kg	☼	02/15/13 21:16	02/19/13 03:05	1
Trichloroethene	5.1	U	5.1	0.43	ug/Kg	☼	02/15/13 21:16	02/19/13 03:05	1
Vinyl chloride	5.1	U	5.1	0.39	ug/Kg	☼	02/15/13 21:16	02/19/13 03:05	1
Xylenes, Total	10	U	10	0.68	ug/Kg	☼	02/15/13 21:16	02/19/13 03:05	1
1,1,1-Trichloroethane	**2.3**	**J**	5.1	0.57	ug/Kg	☼	02/15/13 21:16	02/19/13 03:05	1
1,1,2-Trichloroethane	5.1	U	5.1	0.39	ug/Kg	☼	02/15/13 21:16	02/19/13 03:05	1
Cyclohexane	10	U	10	0.33	ug/Kg	☼	02/15/13 21:16	02/19/13 03:05	1
1,2-Dibromo-3-Chloropropane	10	U	10	1.3	ug/Kg	☼	02/15/13 21:16	02/19/13 03:05	1
Ethylene Dibromide	5.1	U	5.1	0.51	ug/Kg	☼	02/15/13 21:16	02/19/13 03:05	1
Dichlorodifluoromethane	5.1	U	5.1	0.51	ug/Kg	☼	02/15/13 21:16	02/19/13 03:05	1
cis-1,2-Dichloroethene	5.1	U	5.1	0.36	ug/Kg	☼	02/15/13 21:16	02/19/13 03:05	1
trans-1,2-Dichloroethene	5.1	U	5.1	0.41	ug/Kg	☼	02/15/13 21:16	02/19/13 03:05	1
Isopropylbenzene	5.1	U	5.1	0.16	ug/Kg	☼	02/15/13 21:16	02/19/13 03:05	1
Methyl acetate	10	U	10	1.4	ug/Kg	☼	02/15/13 21:16	02/19/13 03:05	1
Methyl tert-butyl ether	20	U	20	0.44	ug/Kg	☼	02/15/13 21:16	02/19/13 03:05	1
1,1,2-Trichloro-1,2,2-trifluoroethane	5.1	U	5.1	1.3	ug/Kg	☼	02/15/13 21:16	02/19/13 03:05	1
1,2,4-Trichlorobenzene	5.1	U	5.1	0.27	ug/Kg	☼	02/15/13 21:16	02/19/13 03:05	1
1,2-Dichlorobenzene	5.1	U	5.1	0.36	ug/Kg	☼	02/15/13 21:16	02/19/13 03:05	1
1,3-Dichlorobenzene	5.1	U	5.1	0.35	ug/Kg	☼	02/15/13 21:16	02/19/13 03:05	1
1,4-Dichlorobenzene	5.1	U	5.1	0.67	ug/Kg	☼	02/15/13 21:16	02/19/13 03:05	1
Trichlorofluoromethane	5.1	U	5.1	0.34	ug/Kg	☼	02/15/13 21:16	02/19/13 03:05	1
Chlorodibromomethane	5.1	U	5.1	0.56	ug/Kg	☼	02/15/13 21:16	02/19/13 03:05	1
Methylcyclohexane	10	U	10	0.31	ug/Kg	☼	02/15/13 21:16	02/19/13 03:05	1

Client: Conestoga-Rovers & Associates, Inc.
Project/Site: 017324-T07-017, RACER Former MTM

TestAmerica Job ID: 240-21082-1

Client Sample ID: S-021413-SM-076
Date Collected: 02/14/13 13:10
Date Received: 02/15/13 07:50

Lab Sample ID: 240-21082-33
Matrix: Solid
Percent Solids: 90.8

Surrogate	%Recovery	Qualifier	Limits	Prepared	Analyzed	Dil Fac
1,2-Dichloroethane-d4 (Surr)	88		58 - 123	02/15/13 21:16	02/19/13 03:05	1
4-Bromofluorobenzene (Surr)	91		52 - 136	02/15/13 21:16	02/19/13 03:05	1
Toluene-d8 (Surr)	95		67 - 125	02/15/13 21:16	02/19/13 03:05	1
Dibromofluoromethane (Surr)	91		37 - 132	02/15/13 21:16	02/19/13 03:05	1

Client: Conestoga-Rovers & Associates, Inc.
Project/Site: 017324-T07-017, RACER Former MTM

TestAmerica Job ID: 240-21082-1

Client Sample ID: S-021413-SM-077
Date Collected: 02/14/13 13:11
Date Received: 02/15/13 07:50

Lab Sample ID: 240-21082-34
Matrix: Solid
Percent Solids: 80.7

Method: 8260B - Volatile Organic Compounds (GC/MS)

Analyte	Result	Qualifier	RL	MDL	Unit	D	Prepared	Analyzed	Dil Fac
Acetone	**11**	**J B**	21	6.7	ug/Kg	☼	02/15/13 21:16	02/19/13 03:27	1
Benzene	5.3	U	5.3	0.24	ug/Kg	☼	02/15/13 21:16	02/19/13 03:27	1
Dichlorobromomethane	5.3	U	5.3	0.30	ug/Kg	☼	02/15/13 21:16	02/19/13 03:27	1
Bromoform	5.3	U	5.3	0.35	ug/Kg	☼	02/15/13 21:16	02/19/13 03:27	1
Bromomethane	5.3	U	5.3	0.58	ug/Kg	☼	02/15/13 21:16	02/19/13 03:27	1
2-Butanone (MEK)	**2.8**	**J**	21	1.5	ug/Kg	☼	02/15/13 21:16	02/19/13 03:27	1
Carbon disulfide	5.3	U	5.3	0.47	ug/Kg	☼	02/15/13 21:16	02/19/13 03:27	1
Carbon tetrachloride	5.3	U	5.3	0.39	ug/Kg	☼	02/15/13 21:16	02/19/13 03:27	1
Chlorobenzene	5.3	U	5.3	0.35	ug/Kg	☼	02/15/13 21:16	02/19/13 03:27	1
Chloroethane	5.3	U	5.3	0.92	ug/Kg	☼	02/15/13 21:16	02/19/13 03:27	1
Chloroform	5.3	U	5.3	0.31	ug/Kg	☼	02/15/13 21:16	02/19/13 03:27	1
Chloromethane	5.3	U	5.3	0.44	ug/Kg	☼	02/15/13 21:16	02/19/13 03:27	1
1,1-Dichloroethane	5.3	U	5.3	0.38	ug/Kg	☼	02/15/13 21:16	02/19/13 03:27	1
1,2-Dichloroethane	5.3	U	5.3	0.36	ug/Kg	☼	02/15/13 21:16	02/19/13 03:27	1
1,1-Dichloroethene	5.3	U	5.3	0.55	ug/Kg	☼	02/15/13 21:16	02/19/13 03:27	1
1,2-Dichloropropane	5.3	U	5.3	0.73	ug/Kg	☼	02/15/13 21:16	02/19/13 03:27	1
cis-1,3-Dichloropropene	5.3	U	5.3	0.36	ug/Kg	☼	02/15/13 21:16	02/19/13 03:27	1
trans-1,3-Dichloropropene	5.3	U	5.3	0.58	ug/Kg	☼	02/15/13 21:16	02/19/13 03:27	1
Ethylbenzene	5.3	U	5.3	0.28	ug/Kg	☼	02/15/13 21:16	02/19/13 03:27	1
2-Hexanone	21	U	21	0.67	ug/Kg	☼	02/15/13 21:16	02/19/13 03:27	1
Methylene Chloride	**21**	**B**	5.3	0.71	ug/Kg	☼	02/15/13 21:16	02/19/13 03:27	1
4-Methyl-2-pentanone (MIBK)	21	U	21	0.58	ug/Kg	☼	02/15/13 21:16	02/19/13 03:27	1
Styrene	5.3	U	5.3	0.16	ug/Kg	☼	02/15/13 21:16	02/19/13 03:27	1
1,1,2,2-Tetrachloroethane	5.3	U	5.3	0.36	ug/Kg	☼	02/15/13 21:16	02/19/13 03:27	1
Tetrachloroethene	5.3	U	5.3	0.55	ug/Kg	☼	02/15/13 21:16	02/19/13 03:27	1
Toluene	**0.36**	**J**	5.3	0.29	ug/Kg	☼	02/15/13 21:16	02/19/13 03:27	1
Trichloroethene	5.3	U	5.3	0.45	ug/Kg	☼	02/15/13 21:16	02/19/13 03:27	1
Vinyl chloride	5.3	U	5.3	0.42	ug/Kg	☼	02/15/13 21:16	02/19/13 03:27	1
Xylenes, Total	11	U	11	0.71	ug/Kg	☼	02/15/13 21:16	02/19/13 03:27	1
1,1,1-Trichloroethane	5.3	U	5.3	0.60	ug/Kg	☼	02/15/13 21:16	02/19/13 03:27	1
1,1,2-Trichloroethane	5.3	U	5.3	0.42	ug/Kg	☼	02/15/13 21:16	02/19/13 03:27	1
Cyclohexane	11	U	11	0.35	ug/Kg	☼	02/15/13 21:16	02/19/13 03:27	1
1,2-Dibromo-3-Chloropropane	11	U	11	1.4	ug/Kg	☼	02/15/13 21:16	02/19/13 03:27	1
Ethylene Dibromide	5.3	U	5.3	0.53	ug/Kg	☼	02/15/13 21:16	02/19/13 03:27	1
Dichlorodifluoromethane	5.3	U	5.3	0.53	ug/Kg	☼	02/15/13 21:16	02/19/13 03:27	1
cis-1,2-Dichloroethene	5.3	U	5.3	0.38	ug/Kg	☼	02/15/13 21:16	02/19/13 03:27	1
trans-1,2-Dichloroethene	5.3	U	5.3	0.44	ug/Kg	☼	02/15/13 21:16	02/19/13 03:27	1
Isopropylbenzene	5.3	U	5.3	0.17	ug/Kg	☼	02/15/13 21:16	02/19/13 03:27	1
Methyl acetate	11	U	11	1.5	ug/Kg	☼	02/15/13 21:16	02/19/13 03:27	1
Methyl tert-butyl ether	21	U	21	0.46	ug/Kg	☼	02/15/13 21:16	02/19/13 03:27	1
1,1,2-Trichloro-1,2,2-trifluoroethane	5.3	U	5.3	1.4	ug/Kg	☼	02/15/13 21:16	02/19/13 03:27	1
1,2,4-Trichlorobenzene	5.3	U	5.3	0.29	ug/Kg	☼	02/15/13 21:16	02/19/13 03:27	1
1,2-Dichlorobenzene	5.3	U	5.3	0.38	ug/Kg	☼	02/15/13 21:16	02/19/13 03:27	1
1,3-Dichlorobenzene	5.3	U	5.3	0.37	ug/Kg	☼	02/15/13 21:16	02/19/13 03:27	1
1,4-Dichlorobenzene	5.3	U	5.3	0.70	ug/Kg	☼	02/15/13 21:16	02/19/13 03:27	1
Trichlorofluoromethane	5.3	U	5.3	0.36	ug/Kg	☼	02/15/13 21:16	02/19/13 03:27	1
Chlorodibromomethane	5.3	U	5.3	0.59	ug/Kg	☼	02/15/13 21:16	02/19/13 03:27	1
Methylcyclohexane	11	U	11	0.33	ug/Kg	☼	02/15/13 21:16	02/19/13 03:27	1

Client: Conestoga-Rovers & Associates, Inc.
Project/Site: 017324-T07-017, RACER Former MTM

TestAmerica Job ID: 240-21082-1

Client Sample ID: S-021413-SM-077
Date Collected: 02/14/13 13:11
Date Received: 02/15/13 07:50

Lab Sample ID: 240-21082-34
Matrix: Solid
Percent Solids: 80.7

Surrogate	%Recovery	Qualifier	Limits	Prepared	Analyzed	Dil Fac
1,2-Dichloroethane-d4 (Surr)	87		58 - 123	02/15/13 21:16	02/19/13 03:27	1
4-Bromofluorobenzene (Surr)	92		52 - 136	02/15/13 21:16	02/19/13 03:27	1
Toluene-d8 (Surr)	92		67 - 125	02/15/13 21:16	02/19/13 03:27	1
Dibromofluoromethane (Surr)	88		37 - 132	02/15/13 21:16	02/19/13 03:27	1

Client: Conestoga-Rovers & Associates, Inc.
Project/Site: 017324-T07-017, RACER Former MTM

TestAmerica Job ID: 240-21082-1

Client Sample ID: S-021413-SM-078
Date Collected: 02/14/13 13:12
Date Received: 02/15/13 07:50

Lab Sample ID: 240-21082-35
Matrix: Solid
Percent Solids: 89.5

Method: 8260B - Volatile Organic Compounds (GC/MS)

Analyte	Result	Qualifier	RL	MDL	Unit	D	Prepared	Analyzed	Dil Fac
Acetone	21	U	21	6.7	ug/Kg	☼	02/15/13 21:16	02/19/13 03:48	1
Benzene	5.3	U	5.3	0.24	ug/Kg	☼	02/15/13 21:16	02/19/13 03:48	1
Dichlorobromomethane	5.3	U	5.3	0.30	ug/Kg	☼	02/15/13 21:16	02/19/13 03:48	1
Bromoform	5.3	U	5.3	0.35	ug/Kg	☼	02/15/13 21:16	02/19/13 03:48	1
Bromomethane	5.3	U	5.3	0.57	ug/Kg	☼	02/15/13 21:16	02/19/13 03:48	1
2-Butanone (MEK)	21	U	21	1.5	ug/Kg	☼	02/15/13 21:16	02/19/13 03:48	1
Carbon disulfide	5.3	U	5.3	0.47	ug/Kg	☼	02/15/13 21:16	02/19/13 03:48	1
Carbon tetrachloride	5.3	U	5.3	0.39	ug/Kg	☼	02/15/13 21:16	02/19/13 03:48	1
Chlorobenzene	5.3	U	5.3	0.35	ug/Kg	☼	02/15/13 21:16	02/19/13 03:48	1
Chloroethane	5.3	U	5.3	0.91	ug/Kg	☼	02/15/13 21:16	02/19/13 03:48	1
Chloroform	5.3	U	5.3	0.31	ug/Kg	☼	02/15/13 21:16	02/19/13 03:48	1
Chloromethane	5.3	U	5.3	0.43	ug/Kg	☼	02/15/13 21:16	02/19/13 03:48	1
1,1-Dichloroethane	5.3	U	5.3	0.38	ug/Kg	☼	02/15/13 21:16	02/19/13 03:48	1
1,2-Dichloroethane	5.3	U	5.3	0.36	ug/Kg	☼	02/15/13 21:16	02/19/13 03:48	1
1,1-Dichloroethene	5.3	U	5.3	0.55	ug/Kg	☼	02/15/13 21:16	02/19/13 03:48	1
1,2-Dichloropropane	5.3	U	5.3	0.73	ug/Kg	☼	02/15/13 21:16	02/19/13 03:48	1
cis-1,3-Dichloropropene	5.3	U	5.3	0.36	ug/Kg	☼	02/15/13 21:16	02/19/13 03:48	1
trans-1,3-Dichloropropene	5.3	U	5.3	0.57	ug/Kg	☼	02/15/13 21:16	02/19/13 03:48	1
Ethylbenzene	5.3	U	5.3	0.28	ug/Kg	☼	02/15/13 21:16	02/19/13 03:48	1
2-Hexanone	21	U	21	0.67	ug/Kg	☼	02/15/13 21:16	02/19/13 03:48	1
Methylene Chloride	**39**	**B**	5.3	0.71	ug/Kg	☼	02/15/13 21:16	02/19/13 03:48	1
4-Methyl-2-pentanone (MIBK)	21	U	21	0.57	ug/Kg	☼	02/15/13 21:16	02/19/13 03:48	1
Styrene	5.3	U	5.3	0.16	ug/Kg	☼	02/15/13 21:16	02/19/13 03:48	1
1,1,2,2-Tetrachloroethane	5.3	U	5.3	0.36	ug/Kg	☼	02/15/13 21:16	02/19/13 03:48	1
Tetrachloroethene	5.3	U	5.3	0.55	ug/Kg	☼	02/15/13 21:16	02/19/13 03:48	1
Toluene	5.3	U	5.3	0.29	ug/Kg	☼	02/15/13 21:16	02/19/13 03:48	1
Trichloroethene	**35**		5.3	0.45	ug/Kg	☼	02/15/13 21:16	02/19/13 03:48	1
Vinyl chloride	5.3	U	5.3	0.41	ug/Kg	☼	02/15/13 21:16	02/19/13 03:48	1
Xylenes, Total	11	U	11	0.71	ug/Kg	☼	02/15/13 21:16	02/19/13 03:48	1
1,1,1-Trichloroethane	**0.59**	**J**	5.3	0.59	ug/Kg	☼	02/15/13 21:16	02/19/13 03:48	1
1,1,2-Trichloroethane	5.3	U	5.3	0.41	ug/Kg	☼	02/15/13 21:16	02/19/13 03:48	1
Cyclohexane	11	U	11	0.35	ug/Kg	☼	02/15/13 21:16	02/19/13 03:48	1
1,2-Dibromo-3-Chloropropane	11	U	11	1.4	ug/Kg	☼	02/15/13 21:16	02/19/13 03:48	1
Ethylene Dibromide	5.3	U	5.3	0.53	ug/Kg	☼	02/15/13 21:16	02/19/13 03:48	1
Dichlorodifluoromethane	5.3	U	5.3	0.53	ug/Kg	☼	02/15/13 21:16	02/19/13 03:48	1
cis-1,2-Dichloroethene	5.3	U	5.3	0.38	ug/Kg	☼	02/15/13 21:16	02/19/13 03:48	1
trans-1,2-Dichloroethene	5.3	U	5.3	0.43	ug/Kg	☼	02/15/13 21:16	02/19/13 03:48	1
Isopropylbenzene	5.3	U	5.3	0.17	ug/Kg	☼	02/15/13 21:16	02/19/13 03:48	1
Methyl acetate	11	U	11	1.5	ug/Kg	☼	02/15/13 21:16	02/19/13 03:48	1
Methyl tert-butyl ether	21	U	21	0.46	ug/Kg	☼	02/15/13 21:16	02/19/13 03:48	1
1,1,2-Trichloro-1,2,2-trifluoroethane	5.3	U	5.3	1.4	ug/Kg	☼	02/15/13 21:16	02/19/13 03:48	1
1,2,4-Trichlorobenzene	5.3	U	5.3	0.29	ug/Kg	☼	02/15/13 21:16	02/19/13 03:48	1
1,2-Dichlorobenzene	5.3	U	5.3	0.38	ug/Kg	☼	02/15/13 21:16	02/19/13 03:48	1
1,3-Dichlorobenzene	5.3	U	5.3	0.37	ug/Kg	☼	02/15/13 21:16	02/19/13 03:48	1
1,4-Dichlorobenzene	5.3	U	5.3	0.70	ug/Kg	☼	02/15/13 21:16	02/19/13 03:48	1
Trichlorofluoromethane	5.3	U	5.3	0.36	ug/Kg	☼	02/15/13 21:16	02/19/13 03:48	1
Chlorodibromomethane	5.3	U	5.3	0.58	ug/Kg	☼	02/15/13 21:16	02/19/13 03:48	1
Methylcyclohexane	11	U	11	0.33	ug/Kg	☼	02/15/13 21:16	02/19/13 03:48	1

Client: Conestoga-Rovers & Associates, Inc.
Project/Site: 017324-T07-017, RACER Former MTM

TestAmerica Job ID: 240-21082-1

Client Sample ID: S-021413-SM-078
Date Collected: 02/14/13 13:12
Date Received: 02/15/13 07:50

Lab Sample ID: 240-21082-35
Matrix: Solid
Percent Solids: 89.5

Surrogate	%Recovery	Qualifier	Limits	Prepared	Analyzed	Dil Fac
1,2-Dichloroethane-d4 (Surr)	79		58 - 123	02/15/13 21:16	02/19/13 03:48	1
4-Bromofluorobenzene (Surr)	84		52 - 136	02/15/13 21:16	02/19/13 03:48	1
Toluene-d8 (Surr)	91		67 - 125	02/15/13 21:16	02/19/13 03:48	1
Dibromofluoromethane (Surr)	82		37 - 132	02/15/13 21:16	02/19/13 03:48	1

Client: Conestoga-Rovers & Associates, Inc.
Project/Site: 017324-T07-017, RACER Former MTM

TestAmerica Job ID: 240-21082-1

Client Sample ID: S-021413-SM-079
Date Collected: 02/14/13 13:35
Date Received: 02/15/13 07:50

Lab Sample ID: 240-21082-36
Matrix: Solid
Percent Solids: 89.6

Method: 8260B - Volatile Organic Compounds (GC/MS)

Analyte	Result	Qualifier	RL	MDL	Unit	D	Prepared	Analyzed	Dil Fac
Acetone	20	U	20	6.3	ug/Kg	☼	02/15/13 21:16	02/19/13 04:09	1
Benzene	5.0	U	5.0	0.23	ug/Kg	☼	02/15/13 21:16	02/19/13 04:09	1
Dichlorobromomethane	5.0	U	5.0	0.28	ug/Kg	☼	02/15/13 21:16	02/19/13 04:09	1
Bromoform	5.0	U	5.0	0.33	ug/Kg	☼	02/15/13 21:16	02/19/13 04:09	1
Bromomethane	5.0	U	5.0	0.54	ug/Kg	☼	02/15/13 21:16	02/19/13 04:09	1
2-Butanone (MEK)	20	U	20	1.4	ug/Kg	☼	02/15/13 21:16	02/19/13 04:09	1
Carbon disulfide	5.0	U	5.0	0.44	ug/Kg	☼	02/15/13 21:16	02/19/13 04:09	1
Carbon tetrachloride	5.0	U	5.0	0.37	ug/Kg	☼	02/15/13 21:16	02/19/13 04:09	1
Chlorobenzene	5.0	U	5.0	0.33	ug/Kg	☼	02/15/13 21:16	02/19/13 04:09	1
Chloroethane	5.0	U	5.0	0.86	ug/Kg	☼	02/15/13 21:16	02/19/13 04:09	1
Chloroform	5.0	U	5.0	0.29	ug/Kg	☼	02/15/13 21:16	02/19/13 04:09	1
Chloromethane	5.0	U	5.0	0.41	ug/Kg	☼	02/15/13 21:16	02/19/13 04:09	1
1,1-Dichloroethane	5.0	U	5.0	0.36	ug/Kg	☼	02/15/13 21:16	02/19/13 04:09	1
1,2-Dichloroethane	5.0	U	5.0	0.34	ug/Kg	☼	02/15/13 21:16	02/19/13 04:09	1
1,1-Dichloroethene	5.0	U	5.0	0.52	ug/Kg	☼	02/15/13 21:16	02/19/13 04:09	1
1,2-Dichloropropane	5.0	U	5.0	0.69	ug/Kg	☼	02/15/13 21:16	02/19/13 04:09	1
cis-1,3-Dichloropropene	5.0	U	5.0	0.34	ug/Kg	☼	02/15/13 21:16	02/19/13 04:09	1
trans-1,3-Dichloropropene	5.0	U	5.0	0.54	ug/Kg	☼	02/15/13 21:16	02/19/13 04:09	1
Ethylbenzene	5.0	U	5.0	0.26	ug/Kg	☼	02/15/13 21:16	02/19/13 04:09	1
2-Hexanone	20	U	20	0.63	ug/Kg	☼	02/15/13 21:16	02/19/13 04:09	1
Methylene Chloride	**27**	**B**	5.0	0.67	ug/Kg	☼	02/15/13 21:16	02/19/13 04:09	1
4-Methyl-2-pentanone (MIBK)	20	U	20	0.54	ug/Kg	☼	02/15/13 21:16	02/19/13 04:09	1
Styrene	5.0	U	5.0	0.15	ug/Kg	☼	02/15/13 21:16	02/19/13 04:09	1
1,1,2,2-Tetrachloroethane	5.0	U	5.0	0.34	ug/Kg	☼	02/15/13 21:16	02/19/13 04:09	1
Tetrachloroethene	5.0	U	5.0	0.52	ug/Kg	☼	02/15/13 21:16	02/19/13 04:09	1
Toluene	5.0	U	5.0	0.27	ug/Kg	☼	02/15/13 21:16	02/19/13 04:09	1
Trichloroethene	5.0	U	5.0	0.42	ug/Kg	☼	02/15/13 21:16	02/19/13 04:09	1
Vinyl chloride	5.0	U	5.0	0.39	ug/Kg	☼	02/15/13 21:16	02/19/13 04:09	1
Xylenes, Total	10	U	10	0.67	ug/Kg	☼	02/15/13 21:16	02/19/13 04:09	1
1,1,1-Trichloroethane	5.0	U	5.0	0.56	ug/Kg	☼	02/15/13 21:16	02/19/13 04:09	1
1,1,2-Trichloroethane	5.0	U	5.0	0.39	ug/Kg	☼	02/15/13 21:16	02/19/13 04:09	1
Cyclohexane	10	U	10	0.33	ug/Kg	☼	02/15/13 21:16	02/19/13 04:09	1
1,2-Dibromo-3-Chloropropane	10	U	10	1.3	ug/Kg	☼	02/15/13 21:16	02/19/13 04:09	1
Ethylene Dibromide	5.0	U	5.0	0.50	ug/Kg	☼	02/15/13 21:16	02/19/13 04:09	1
Dichlorodifluoromethane	5.0	U	5.0	0.50	ug/Kg	☼	02/15/13 21:16	02/19/13 04:09	1
cis-1,2-Dichloroethene	5.0	U	5.0	0.36	ug/Kg	☼	02/15/13 21:16	02/19/13 04:09	1
trans-1,2-Dichloroethene	5.0	U	5.0	0.41	ug/Kg	☼	02/15/13 21:16	02/19/13 04:09	1
Isopropylbenzene	5.0	U	5.0	0.16	ug/Kg	☼	02/15/13 21:16	02/19/13 04:09	1
Methyl acetate	10	U	10	1.4	ug/Kg	☼	02/15/13 21:16	02/19/13 04:09	1
Methyl tert-butyl ether	20	U	20	0.43	ug/Kg	☼	02/15/13 21:16	02/19/13 04:09	1
1,1,2-Trichloro-1,2,2-trifluoroethane	5.0	U	5.0	1.3	ug/Kg	☼	02/15/13 21:16	02/19/13 04:09	1
1,2,4-Trichlorobenzene	5.0	U	5.0	0.27	ug/Kg	☼	02/15/13 21:16	02/19/13 04:09	1
1,2-Dichlorobenzene	5.0	U	5.0	0.36	ug/Kg	☼	02/15/13 21:16	02/19/13 04:09	1
1,3-Dichlorobenzene	5.0	U	5.0	0.35	ug/Kg	☼	02/15/13 21:16	02/19/13 04:09	1
1,4-Dichlorobenzene	5.0	U	5.0	0.66	ug/Kg	☼	02/15/13 21:16	02/19/13 04:09	1
Trichlorofluoromethane	5.0	U	5.0	0.34	ug/Kg	☼	02/15/13 21:16	02/19/13 04:09	1
Chlorodibromomethane	5.0	U	5.0	0.55	ug/Kg	☼	02/15/13 21:16	02/19/13 04:09	1
Methylcyclohexane	10	U	10	0.31	ug/Kg	☼	02/15/13 21:16	02/19/13 04:09	1

Client: Conestoga-Rovers & Associates, Inc.
Project/Site: 017324-T07-017, RACER Former MTM

TestAmerica Job ID: 240-21082-1

Client Sample ID: S-021413-SM-079
Date Collected: 02/14/13 13:35
Date Received: 02/15/13 07:50

Lab Sample ID: 240-21082-36
Matrix: Solid
Percent Solids: 89.6

Surrogate	%Recovery	Qualifier	Limits	Prepared	Analyzed	Dil Fac
1,2-Dichloroethane-d4 (Surr)	89		58 - 123	02/15/13 21:16	02/19/13 04:09	1
4-Bromofluorobenzene (Surr)	94		52 - 136	02/15/13 21:16	02/19/13 04:09	1
Toluene-d8 (Surr)	93		67 - 125	02/15/13 21:16	02/19/13 04:09	1
Dibromofluoromethane (Surr)	90		37 - 132	02/15/13 21:16	02/19/13 04:09	1

Client: Conestoga-Rovers & Associates, Inc.
Project/Site: 017324-T07-017, RACER Former MTM

TestAmerica Job ID: 240-21082-1

Client Sample ID: S-021413-SM-080
Date Collected: 02/14/13 13:36
Date Received: 02/15/13 07:50

Lab Sample ID: 240-21082-37
Matrix: Solid
Percent Solids: 81.7

Method: 8260B - Volatile Organic Compounds (GC/MS)

Analyte	Result	Qualifier	RL	MDL	Unit	D	Prepared	Analyzed	Dil Fac
Acetone	13	J B	22	6.9	ug/Kg	☼	02/15/13 21:16	02/19/13 04:30	1
Benzene	5.5	U	5.5	0.25	ug/Kg	☼	02/15/13 21:16	02/19/13 04:30	1
Dichlorobromomethane	5.5	U	5.5	0.31	ug/Kg	☼	02/15/13 21:16	02/19/13 04:30	1
Bromoform	5.5	U	5.5	0.36	ug/Kg	☼	02/15/13 21:16	02/19/13 04:30	1
Bromomethane	5.5	U	5.5	0.59	ug/Kg	☼	02/15/13 21:16	02/19/13 04:30	1
2-Butanone (MEK)	22	U	22	1.5	ug/Kg	☼	02/15/13 21:16	02/19/13 04:30	1
Carbon disulfide	5.5	U	5.5	0.48	ug/Kg	☼	02/15/13 21:16	02/19/13 04:30	1
Carbon tetrachloride	5.5	U	5.5	0.40	ug/Kg	☼	02/15/13 21:16	02/19/13 04:30	1
Chlorobenzene	5.5	U	5.5	0.36	ug/Kg	☼	02/15/13 21:16	02/19/13 04:30	1
Chloroethane	5.5	U	5.5	0.94	ug/Kg	☼	02/15/13 21:16	02/19/13 04:30	1
Chloroform	5.5	U	5.5	0.32	ug/Kg	☼	02/15/13 21:16	02/19/13 04:30	1
Chloromethane	5.5	U	5.5	0.45	ug/Kg	☼	02/15/13 21:16	02/19/13 04:30	1
1,1-Dichloroethane	5.5	U	5.5	0.39	ug/Kg	☼	02/15/13 21:16	02/19/13 04:30	1
1,2-Dichloroethane	5.5	U	5.5	0.37	ug/Kg	☼	02/15/13 21:16	02/19/13 04:30	1
1,1-Dichloroethene	5.5	U	5.5	0.57	ug/Kg	☼	02/15/13 21:16	02/19/13 04:30	1
1,2-Dichloropropane	5.5	U	5.5	0.75	ug/Kg	☼	02/15/13 21:16	02/19/13 04:30	1
cis-1,3-Dichloropropene	5.5	U	5.5	0.37	ug/Kg	☼	02/15/13 21:16	02/19/13 04:30	1
trans-1,3-Dichloropropene	5.5	U	5.5	0.59	ug/Kg	☼	02/15/13 21:16	02/19/13 04:30	1
Ethylbenzene	5.5	U	5.5	0.28	ug/Kg	☼	02/15/13 21:16	02/19/13 04:30	1
2-Hexanone	22	U	22	0.69	ug/Kg	☼	02/15/13 21:16	02/19/13 04:30	1
Methylene Chloride	27	B	5.5	0.73	ug/Kg	☼	02/15/13 21:16	02/19/13 04:30	1
4-Methyl-2-pentanone (MIBK)	22	U	22	0.59	ug/Kg	☼	02/15/13 21:16	02/19/13 04:30	1
Styrene	5.5	U	5.5	0.16	ug/Kg	☼	02/15/13 21:16	02/19/13 04:30	1
1,1,2,2-Tetrachloroethane	5.5	U	5.5	0.37	ug/Kg	☼	02/15/13 21:16	02/19/13 04:30	1
Tetrachloroethene	5.5	U	5.5	0.57	ug/Kg	☼	02/15/13 21:16	02/19/13 04:30	1
Toluene	5.5	U	5.5	0.30	ug/Kg	☼	02/15/13 21:16	02/19/13 04:30	1
Trichloroethene	5.5	U	5.5	0.46	ug/Kg	☼	02/15/13 21:16	02/19/13 04:30	1
Vinyl chloride	5.5	U	5.5	0.43	ug/Kg	☼	02/15/13 21:16	02/19/13 04:30	1
Xylenes, Total	11	U	11	0.73	ug/Kg	☼	02/15/13 21:16	02/19/13 04:30	1
1,1,1-Trichloroethane	5.5	U	5.5	0.61	ug/Kg	☼	02/15/13 21:16	02/19/13 04:30	1
1,1,2-Trichloroethane	5.5	U	5.5	0.43	ug/Kg	☼	02/15/13 21:16	02/19/13 04:30	1
Cyclohexane	11	U	11	0.36	ug/Kg	☼	02/15/13 21:16	02/19/13 04:30	1
1,2-Dibromo-3-Chloropropane	11	U	11	1.4	ug/Kg	☼	02/15/13 21:16	02/19/13 04:30	1
Ethylene Dibromide	5.5	U	5.5	0.55	ug/Kg	☼	02/15/13 21:16	02/19/13 04:30	1
Dichlorodifluoromethane	5.5	U	5.5	0.55	ug/Kg	☼	02/15/13 21:16	02/19/13 04:30	1
cis-1,2-Dichloroethene	5.5	U	5.5	0.39	ug/Kg	☼	02/15/13 21:16	02/19/13 04:30	1
trans-1,2-Dichloroethene	5.5	U	5.5	0.45	ug/Kg	☼	02/15/13 21:16	02/19/13 04:30	1
Isopropylbenzene	5.5	U	5.5	0.17	ug/Kg	☼	02/15/13 21:16	02/19/13 04:30	1
Methyl acetate	11	U	11	1.5	ug/Kg	☼	02/15/13 21:16	02/19/13 04:30	1
Methyl tert-butyl ether	22	U	22	0.47	ug/Kg	☼	02/15/13 21:16	02/19/13 04:30	1
1,1,2-Trichloro-1,2,2-trifluoroethane	5.5	U	5.5	1.4	ug/Kg	☼	02/15/13 21:16	02/19/13 04:30	1
1,2,4-Trichlorobenzene	5.5	U	5.5	0.30	ug/Kg	☼	02/15/13 21:16	02/19/13 04:30	1
1,2-Dichlorobenzene	5.5	U	5.5	0.39	ug/Kg	☼	02/15/13 21:16	02/19/13 04:30	1
1,3-Dichlorobenzene	5.5	U	5.5	0.38	ug/Kg	☼	02/15/13 21:16	02/19/13 04:30	1
1,4-Dichlorobenzene	5.5	U	5.5	0.72	ug/Kg	☼	02/15/13 21:16	02/19/13 04:30	1
Trichlorofluoromethane	5.5	U	5.5	0.37	ug/Kg	☼	02/15/13 21:16	02/19/13 04:30	1
Chlorodibromomethane	5.5	U	5.5	0.60	ug/Kg	☼	02/15/13 21:16	02/19/13 04:30	1
Methylcyclohexane	11	U	11	0.34	ug/Kg	☼	02/15/13 21:16	02/19/13 04:30	1

Client: Conestoga-Rovers & Associates, Inc.
Project/Site: 017324-T07-017, RACER Former MTM

TestAmerica Job ID: 240-21082-1

Client Sample ID: S-021413-SM-080
Date Collected: 02/14/13 13:36
Date Received: 02/15/13 07:50

Lab Sample ID: 240-21082-37
Matrix: Solid
Percent Solids: 81.7

Surrogate	%Recovery	Qualifier	Limits	Prepared	Analyzed	Dil Fac
1,2-Dichloroethane-d4 (Surr)	89		58 - 123	02/15/13 21:16	02/19/13 04:30	1
4-Bromofluorobenzene (Surr)	90		52 - 136	02/15/13 21:16	02/19/13 04:30	1
Toluene-d8 (Surr)	92		67 - 125	02/15/13 21:16	02/19/13 04:30	1
Dibromofluoromethane (Surr)	91		37 - 132	02/15/13 21:16	02/19/13 04:30	1

Client: Conestoga-Rovers & Associates, Inc.
Project/Site: 017324-T07-017, RACER Former MTM

TestAmerica Job ID: 240-21082-1

Client Sample ID: S-021413-SM-081
Date Collected: 02/14/13 13:37
Date Received: 02/15/13 07:50

Lab Sample ID: 240-21082-38
Matrix: Solid
Percent Solids: 91.7

Method: 8260B - Volatile Organic Compounds (GC/MS)

Analyte	Result	Qualifier	RL	MDL	Unit	D	Prepared	Analyzed	Dil Fac
Acetone	19	U	19	5.8	ug/Kg	☼	02/15/13 21:16	02/19/13 04:52	1
Benzene	4.6	U	4.6	0.21	ug/Kg	☼	02/15/13 21:16	02/19/13 04:52	1
Dichlorobromomethane	4.6	U	4.6	0.26	ug/Kg	☼	02/15/13 21:16	02/19/13 04:52	1
Bromoform	4.6	U	4.6	0.31	ug/Kg	☼	02/15/13 21:16	02/19/13 04:52	1
Bromomethane	4.6	U	4.6	0.50	ug/Kg	☼	02/15/13 21:16	02/19/13 04:52	1
2-Butanone (MEK)	19	U	19	1.3	ug/Kg	☼	02/15/13 21:16	02/19/13 04:52	1
Carbon disulfide	4.6	U	4.6	0.41	ug/Kg	☼	02/15/13 21:16	02/19/13 04:52	1
Carbon tetrachloride	4.6	U	4.6	0.34	ug/Kg	☼	02/15/13 21:16	02/19/13 04:52	1
Chlorobenzene	4.6	U	4.6	0.31	ug/Kg	☼	02/15/13 21:16	02/19/13 04:52	1
Chloroethane	4.6	U	4.6	0.80	ug/Kg	☼	02/15/13 21:16	02/19/13 04:52	1
Chloroform	4.6	U	4.6	0.27	ug/Kg	☼	02/15/13 21:16	02/19/13 04:52	1
Chloromethane	4.6	U	4.6	0.38	ug/Kg	☼	02/15/13 21:16	02/19/13 04:52	1
1,1-Dichloroethane	4.6	U	4.6	0.33	ug/Kg	☼	02/15/13 21:16	02/19/13 04:52	1
1,2-Dichloroethane	4.6	U	4.6	0.31	ug/Kg	☼	02/15/13 21:16	02/19/13 04:52	1
1,1-Dichloroethene	4.6	U	4.6	0.48	ug/Kg	☼	02/15/13 21:16	02/19/13 04:52	1
1,2-Dichloropropane	4.6	U	4.6	0.64	ug/Kg	☼	02/15/13 21:16	02/19/13 04:52	1
cis-1,3-Dichloropropene	4.6	U	4.6	0.31	ug/Kg	☼	02/15/13 21:16	02/19/13 04:52	1
trans-1,3-Dichloropropene	4.6	U	4.6	0.50	ug/Kg	☼	02/15/13 21:16	02/19/13 04:52	1
Ethylbenzene	4.6	U	4.6	0.24	ug/Kg	☼	02/15/13 21:16	02/19/13 04:52	1
2-Hexanone	19	U	19	0.58	ug/Kg	☼	02/15/13 21:16	02/19/13 04:52	1
Methylene Chloride	**28**	**B**	4.6	0.62	ug/Kg	☼	02/15/13 21:16	02/19/13 04:52	1
4-Methyl-2-pentanone (MIBK)	19	U	19	0.50	ug/Kg	☼	02/15/13 21:16	02/19/13 04:52	1
Styrene	4.6	U	4.6	0.14	ug/Kg	☼	02/15/13 21:16	02/19/13 04:52	1
1,1,2,2-Tetrachloroethane	4.6	U	4.6	0.31	ug/Kg	☼	02/15/13 21:16	02/19/13 04:52	1
Tetrachloroethene	4.6	U	4.6	0.48	ug/Kg	☼	02/15/13 21:16	02/19/13 04:52	1
Toluene	4.6	U	4.6	0.25	ug/Kg	☼	02/15/13 21:16	02/19/13 04:52	1
Trichloroethene	**6.4**		4.6	0.39	ug/Kg	☼	02/15/13 21:16	02/19/13 04:52	1
Vinyl chloride	4.6	U	4.6	0.36	ug/Kg	☼	02/15/13 21:16	02/19/13 04:52	1
Xylenes, Total	9.3	U	9.3	0.62	ug/Kg	☼	02/15/13 21:16	02/19/13 04:52	1
1,1,1-Trichloroethane	4.6	U	4.6	0.52	ug/Kg	☼	02/15/13 21:16	02/19/13 04:52	1
1,1,2-Trichloroethane	4.6	U	4.6	0.36	ug/Kg	☼	02/15/13 21:16	02/19/13 04:52	1
Cyclohexane	9.3	U	9.3	0.31	ug/Kg	☼	02/15/13 21:16	02/19/13 04:52	1
1,2-Dibromo-3-Chloropropane	9.3	U	9.3	1.2	ug/Kg	☼	02/15/13 21:16	02/19/13 04:52	1
Ethylene Dibromide	4.6	U	4.6	0.46	ug/Kg	☼	02/15/13 21:16	02/19/13 04:52	1
Dichlorodifluoromethane	4.6	U	4.6	0.46	ug/Kg	☼	02/15/13 21:16	02/19/13 04:52	1
cis-1,2-Dichloroethene	**0.43**	**J**	4.6	0.33	ug/Kg	☼	02/15/13 21:16	02/19/13 04:52	1
trans-1,2-Dichloroethene	4.6	U	4.6	0.38	ug/Kg	☼	02/15/13 21:16	02/19/13 04:52	1
Isopropylbenzene	4.6	U	4.6	0.15	ug/Kg	☼	02/15/13 21:16	02/19/13 04:52	1
Methyl acetate	9.3	U	9.3	1.3	ug/Kg	☼	02/15/13 21:16	02/19/13 04:52	1
Methyl tert-butyl ether	19	U	19	0.40	ug/Kg	☼	02/15/13 21:16	02/19/13 04:52	1
1,1,2-Trichloro-1,2,2-trifluoroethane	4.6	U	4.6	1.2	ug/Kg	☼	02/15/13 21:16	02/19/13 04:52	1
1,2,4-Trichlorobenzene	4.6	U	4.6	0.25	ug/Kg	☼	02/15/13 21:16	02/19/13 04:52	1
1,2-Dichlorobenzene	4.6	U	4.6	0.33	ug/Kg	☼	02/15/13 21:16	02/19/13 04:52	1
1,3-Dichlorobenzene	4.6	U	4.6	0.32	ug/Kg	☼	02/15/13 21:16	02/19/13 04:52	1
1,4-Dichlorobenzene	4.6	U	4.6	0.61	ug/Kg	☼	02/15/13 21:16	02/19/13 04:52	1
Trichlorofluoromethane	4.6	U	4.6	0.31	ug/Kg	☼	02/15/13 21:16	02/19/13 04:52	1
Chlorodibromomethane	4.6	U	4.6	0.51	ug/Kg	☼	02/15/13 21:16	02/19/13 04:52	1
Methylcyclohexane	9.3	U	9.3	0.29	ug/Kg	☼	02/15/13 21:16	02/19/13 04:52	1

Client: Conestoga-Rovers & Associates, Inc.
Project/Site: 017324-T07-017, RACER Former MTM

TestAmerica Job ID: 240-21082-1

Client Sample ID: S-021413-SM-081
Date Collected: 02/14/13 13:37
Date Received: 02/15/13 07:50

Lab Sample ID: 240-21082-38
Matrix: Solid
Percent Solids: 91.7

Surrogate	%Recovery	Qualifier	Limits	Prepared	Analyzed	Dil Fac
1,2-Dichloroethane-d4 (Surr)	80		58 - 123	02/15/13 21:16	02/19/13 04:52	1
4-Bromofluorobenzene (Surr)	84		52 - 136	02/15/13 21:16	02/19/13 04:52	1
Toluene-d8 (Surr)	92		67 - 125	02/15/13 21:16	02/19/13 04:52	1
Dibromofluoromethane (Surr)	83		37 - 132	02/15/13 21:16	02/19/13 04:52	1

Client: Conestoga-Rovers & Associates, Inc.
Project/Site: 017324-T07-017, RACER Former MTM

TestAmerica Job ID: 240-21082-1

Client Sample ID: S-021413-SM-091
Date Collected: 02/14/13 15:50
Date Received: 02/15/13 07:50

Lab Sample ID: 240-21082-42
Matrix: Solid
Percent Solids: 89.5

Method: 8260B - Volatile Organic Compounds (GC/MS)

Analyte	Result	Qualifier	RL	MDL	Unit	D	Prepared	Analyzed	Dil Fac
Acetone	**16**	**J B**	18	5.6	ug/Kg	☼	02/15/13 21:16	02/19/13 06:17	1
Benzene	4.4	U	4.4	0.20	ug/Kg	☼	02/15/13 21:16	02/19/13 06:17	1
Dichlorobromomethane	4.4	U	4.4	0.25	ug/Kg	☼	02/15/13 21:16	02/19/13 06:17	1
Bromoform	4.4	U	4.4	0.29	ug/Kg	☼	02/15/13 21:16	02/19/13 06:17	1
Bromomethane	4.4	U	4.4	0.48	ug/Kg	☼	02/15/13 21:16	02/19/13 06:17	1
2-Butanone (MEK)	**3.5**	**J**	18	1.2	ug/Kg	☼	02/15/13 21:16	02/19/13 06:17	1
Carbon disulfide	4.4	U	4.4	0.39	ug/Kg	☼	02/15/13 21:16	02/19/13 06:17	1
Carbon tetrachloride	4.4	U	4.4	0.33	ug/Kg	☼	02/15/13 21:16	02/19/13 06:17	1
Chlorobenzene	4.4	U	4.4	0.29	ug/Kg	☼	02/15/13 21:16	02/19/13 06:17	1
Chloroethane	4.4	U	4.4	0.76	ug/Kg	☼	02/15/13 21:16	02/19/13 06:17	1
Chloroform	4.4	U	4.4	0.26	ug/Kg	☼	02/15/13 21:16	02/19/13 06:17	1
Chloromethane	4.4	U	4.4	0.36	ug/Kg	☼	02/15/13 21:16	02/19/13 06:17	1
1,1-Dichloroethane	4.4	U	4.4	0.32	ug/Kg	☼	02/15/13 21:16	02/19/13 06:17	1
1,2-Dichloroethane	4.4	U	4.4	0.30	ug/Kg	☼	02/15/13 21:16	02/19/13 06:17	1
1,1-Dichloroethene	4.4	U	4.4	0.46	ug/Kg	☼	02/15/13 21:16	02/19/13 06:17	1
1,2-Dichloropropane	4.4	U	4.4	0.61	ug/Kg	☼	02/15/13 21:16	02/19/13 06:17	1
cis-1,3-Dichloropropene	4.4	U	4.4	0.30	ug/Kg	☼	02/15/13 21:16	02/19/13 06:17	1
trans-1,3-Dichloropropene	4.4	U	4.4	0.48	ug/Kg	☼	02/15/13 21:16	02/19/13 06:17	1
Ethylbenzene	4.4	U	4.4	0.23	ug/Kg	☼	02/15/13 21:16	02/19/13 06:17	1
2-Hexanone	18	U	18	0.56	ug/Kg	☼	02/15/13 21:16	02/19/13 06:17	1
Methylene Chloride	**28**	**B**	4.4	0.59	ug/Kg	☼	02/15/13 21:16	02/19/13 06:17	1
4-Methyl-2-pentanone (MIBK)	18	U	18	0.48	ug/Kg	☼	02/15/13 21:16	02/19/13 06:17	1
Styrene	4.4	U	4.4	0.13	ug/Kg	☼	02/15/13 21:16	02/19/13 06:17	1
1,1,2,2-Tetrachloroethane	4.4	U	4.4	0.30	ug/Kg	☼	02/15/13 21:16	02/19/13 06:17	1
Tetrachloroethene	4.4	U	4.4	0.46	ug/Kg	☼	02/15/13 21:16	02/19/13 06:17	1
Toluene	**0.84**	**J**	4.4	0.24	ug/Kg	☼	02/15/13 21:16	02/19/13 06:17	1
Trichloroethene	**0.95**	**J**	4.4	0.37	ug/Kg	☼	02/15/13 21:16	02/19/13 06:17	1
Vinyl chloride	**3.5**	**J**	4.4	0.35	ug/Kg	☼	02/15/13 21:16	02/19/13 06:17	1
Xylenes, Total	8.8	U	8.8	0.59	ug/Kg	☼	02/15/13 21:16	02/19/13 06:17	1
1,1,1-Trichloroethane	4.4	U	4.4	0.50	ug/Kg	☼	02/15/13 21:16	02/19/13 06:17	1
1,1,2-Trichloroethane	4.4	U	4.4	0.35	ug/Kg	☼	02/15/13 21:16	02/19/13 06:17	1
Cyclohexane	8.8	U	8.8	0.29	ug/Kg	☼	02/15/13 21:16	02/19/13 06:17	1
1,2-Dibromo-3-Chloropropane	8.8	U	8.8	1.2	ug/Kg	☼	02/15/13 21:16	02/19/13 06:17	1
Ethylene Dibromide	4.4	U	4.4	0.44	ug/Kg	☼	02/15/13 21:16	02/19/13 06:17	1
Dichlorodifluoromethane	4.4	U	4.4	0.44	ug/Kg	☼	02/15/13 21:16	02/19/13 06:17	1
cis-1,2-Dichloroethene	**1.2**	**J**	4.4	0.32	ug/Kg	☼	02/15/13 21:16	02/19/13 06:17	1
trans-1,2-Dichloroethene	**3.3**	**J**	4.4	0.36	ug/Kg	☼	02/15/13 21:16	02/19/13 06:17	1
Isopropylbenzene	4.4	U	4.4	0.14	ug/Kg	☼	02/15/13 21:16	02/19/13 06:17	1
Methyl acetate	8.8	U	8.8	1.2	ug/Kg	☼	02/15/13 21:16	02/19/13 06:17	1
Methyl tert-butyl ether	18	U	18	0.38	ug/Kg	☼	02/15/13 21:16	02/19/13 06:17	1
1,1,2-Trichloro-1,2,2-trifluoroethane	4.4	U	4.4	1.2	ug/Kg	☼	02/15/13 21:16	02/19/13 06:17	1
1,2,4-Trichlorobenzene	4.4	U	4.4	0.24	ug/Kg	☼	02/15/13 21:16	02/19/13 06:17	1
1,2-Dichlorobenzene	**2.9**	**J**	4.4	0.32	ug/Kg	☼	02/15/13 21:16	02/19/13 06:17	1
1,3-Dichlorobenzene	4.4	U	4.4	0.31	ug/Kg	☼	02/15/13 21:16	02/19/13 06:17	1
1,4-Dichlorobenzene	4.4	U	4.4	0.58	ug/Kg	☼	02/15/13 21:16	02/19/13 06:17	1
Trichlorofluoromethane	4.4	U	4.4	0.30	ug/Kg	☼	02/15/13 21:16	02/19/13 06:17	1
Chlorodibromomethane	4.4	U	4.4	0.49	ug/Kg	☼	02/15/13 21:16	02/19/13 06:17	1
Methylcyclohexane	8.8	U	8.8	0.27	ug/Kg	☼	02/15/13 21:16	02/19/13 06:17	1

Client: Conestoga-Rovers & Associates, Inc.
Project/Site: 017324-T07-017, RACER Former MTM

TestAmerica Job ID: 240-21082-1

Client Sample ID: S-021413-SM-091
Date Collected: 02/14/13 15:50
Date Received: 02/15/13 07:50

Lab Sample ID: 240-21082-42
Matrix: Solid
Percent Solids: 89.5

Surrogate	%Recovery	Qualifier	Limits	Prepared	Analyzed	Dil Fac
1,2-Dichloroethane-d4 (Surr)	90		58 - 123	02/15/13 21:16	02/19/13 06:17	1
4-Bromofluorobenzene (Surr)	67		52 - 136	02/15/13 21:16	02/19/13 06:17	1
Toluene-d8 (Surr)	106		67 - 125	02/15/13 21:16	02/19/13 06:17	1
Dibromofluoromethane (Surr)	93		37 - 132	02/15/13 21:16	02/19/13 06:17	1

Client: Conestoga-Rovers & Associates, Inc.
Project/Site: 017324-T07-017, RACER Former MTM

TestAmerica Job ID: 240-21082-1

Client Sample ID: S-021413-SM-092
Date Collected: 02/14/13 15:51
Date Received: 02/15/13 07:50

Lab Sample ID: 240-21082-43
Matrix: Solid
Percent Solids: 80.7

Method: 8260B - Volatile Organic Compounds (GC/MS)

Analyte	Result	Qualifier	RL	MDL	Unit	D	Prepared	Analyzed	Dil Fac
Acetone	**16**	**J B**	21	6.8	ug/Kg	☼	02/15/13 21:16	02/19/13 06:38	1
Benzene	5.4	U	5.4	0.25	ug/Kg	☼	02/15/13 21:16	02/19/13 06:38	1
Dichlorobromomethane	5.4	U	5.4	0.30	ug/Kg	☼	02/15/13 21:16	02/19/13 06:38	1
Bromoform	5.4	U	5.4	0.35	ug/Kg	☼	02/15/13 21:16	02/19/13 06:38	1
Bromomethane	5.4	U	5.4	0.58	ug/Kg	☼	02/15/13 21:16	02/19/13 06:38	1
2-Butanone (MEK)	**2.9**	**J**	21	1.5	ug/Kg	☼	02/15/13 21:16	02/19/13 06:38	1
Carbon disulfide	5.4	U	5.4	0.47	ug/Kg	☼	02/15/13 21:16	02/19/13 06:38	1
Carbon tetrachloride	5.4	U	5.4	0.40	ug/Kg	☼	02/15/13 21:16	02/19/13 06:38	1
Chlorobenzene	5.4	U	5.4	0.35	ug/Kg	☼	02/15/13 21:16	02/19/13 06:38	1
Chloroethane	5.4	U	5.4	0.92	ug/Kg	☼	02/15/13 21:16	02/19/13 06:38	1
Chloroform	5.4	U	5.4	0.31	ug/Kg	☼	02/15/13 21:16	02/19/13 06:38	1
Chloromethane	5.4	U	5.4	0.44	ug/Kg	☼	02/15/13 21:16	02/19/13 06:38	1
1,1-Dichloroethane	5.4	U	5.4	0.39	ug/Kg	☼	02/15/13 21:16	02/19/13 06:38	1
1,2-Dichloroethane	5.4	U	5.4	0.36	ug/Kg	☼	02/15/13 21:16	02/19/13 06:38	1
1,1-Dichloroethene	5.4	U	5.4	0.56	ug/Kg	☼	02/15/13 21:16	02/19/13 06:38	1
1,2-Dichloropropane	5.4	U	5.4	0.74	ug/Kg	☼	02/15/13 21:16	02/19/13 06:38	1
cis-1,3-Dichloropropene	5.4	U	5.4	0.36	ug/Kg	☼	02/15/13 21:16	02/19/13 06:38	1
trans-1,3-Dichloropropene	5.4	U	5.4	0.58	ug/Kg	☼	02/15/13 21:16	02/19/13 06:38	1
Ethylbenzene	5.4	U	5.4	0.28	ug/Kg	☼	02/15/13 21:16	02/19/13 06:38	1
2-Hexanone	21	U	21	0.68	ug/Kg	☼	02/15/13 21:16	02/19/13 06:38	1
Methylene Chloride	**24**	**B**	5.4	0.72	ug/Kg	☼	02/15/13 21:16	02/19/13 06:38	1
4-Methyl-2-pentanone (MIBK)	21	U	21	0.58	ug/Kg	☼	02/15/13 21:16	02/19/13 06:38	1
Styrene	5.4	U	5.4	0.16	ug/Kg	☼	02/15/13 21:16	02/19/13 06:38	1
1,1,2,2-Tetrachloroethane	5.4	U	5.4	0.36	ug/Kg	☼	02/15/13 21:16	02/19/13 06:38	1
Tetrachloroethene	5.4	U	5.4	0.56	ug/Kg	☼	02/15/13 21:16	02/19/13 06:38	1
Toluene	5.4	U	5.4	0.29	ug/Kg	☼	02/15/13 21:16	02/19/13 06:38	1
Trichloroethene	5.4	U	5.4	0.45	ug/Kg	☼	02/15/13 21:16	02/19/13 06:38	1
Vinyl chloride	5.4	U	5.4	0.42	ug/Kg	☼	02/15/13 21:16	02/19/13 06:38	1
Xylenes, Total	11	U	11	0.72	ug/Kg	☼	02/15/13 21:16	02/19/13 06:38	1
1,1,1-Trichloroethane	5.4	U	5.4	0.60	ug/Kg	☼	02/15/13 21:16	02/19/13 06:38	1
1,1,2-Trichloroethane	5.4	U	5.4	0.42	ug/Kg	☼	02/15/13 21:16	02/19/13 06:38	1
Cyclohexane	11	U	11	0.35	ug/Kg	☼	02/15/13 21:16	02/19/13 06:38	1
1,2-Dibromo-3-Chloropropane	11	U	11	1.4	ug/Kg	☼	02/15/13 21:16	02/19/13 06:38	1
Ethylene Dibromide	5.4	U	5.4	0.54	ug/Kg	☼	02/15/13 21:16	02/19/13 06:38	1
Dichlorodifluoromethane	5.4	U	5.4	0.54	ug/Kg	☼	02/15/13 21:16	02/19/13 06:38	1
cis-1,2-Dichloroethene	5.4	U	5.4	0.39	ug/Kg	☼	02/15/13 21:16	02/19/13 06:38	1
trans-1,2-Dichloroethene	5.4	U	5.4	0.44	ug/Kg	☼	02/15/13 21:16	02/19/13 06:38	1
Isopropylbenzene	5.4	U	5.4	0.17	ug/Kg	☼	02/15/13 21:16	02/19/13 06:38	1
Methyl acetate	11	U	11	1.5	ug/Kg	☼	02/15/13 21:16	02/19/13 06:38	1
Methyl tert-butyl ether	21	U	21	0.46	ug/Kg	☼	02/15/13 21:16	02/19/13 06:38	1
1,1,2-Trichloro-1,2,2-trifluoroethane	5.4	U	5.4	1.4	ug/Kg	☼	02/15/13 21:16	02/19/13 06:38	1
1,2,4-Trichlorobenzene	5.4	U	5.4	0.29	ug/Kg	☼	02/15/13 21:16	02/19/13 06:38	1
1,2-Dichlorobenzene	5.4	U	5.4	0.39	ug/Kg	☼	02/15/13 21:16	02/19/13 06:38	1
1,3-Dichlorobenzene	5.4	U	5.4	0.38	ug/Kg	☼	02/15/13 21:16	02/19/13 06:38	1
1,4-Dichlorobenzene	5.4	U	5.4	0.71	ug/Kg	☼	02/15/13 21:16	02/19/13 06:38	1
Trichlorofluoromethane	5.4	U	5.4	0.36	ug/Kg	☼	02/15/13 21:16	02/19/13 06:38	1
Chlorodibromomethane	5.4	U	5.4	0.59	ug/Kg	☼	02/15/13 21:16	02/19/13 06:38	1
Methylcyclohexane	11	U	11	0.33	ug/Kg	☼	02/15/13 21:16	02/19/13 06:38	1

Client: Conestoga-Rovers & Associates, Inc.
Project/Site: 017324-T07-017, RACER Former MTM

TestAmerica Job ID: 240-21082-1

Client Sample ID: S-021413-SM-092
Date Collected: 02/14/13 15:51
Date Received: 02/15/13 07:50

Lab Sample ID: 240-21082-43
Matrix: Solid
Percent Solids: 80.7

Surrogate	%Recovery	Qualifier	Limits	Prepared	Analyzed	Dil Fac
1,2-Dichloroethane-d4 (Surr)	86		58 - 123	02/15/13 21:16	02/19/13 06:38	1
4-Bromofluorobenzene (Surr)	88		52 - 136	02/15/13 21:16	02/19/13 06:38	1
Toluene-d8 (Surr)	91		67 - 125	02/15/13 21:16	02/19/13 06:38	1
Dibromofluoromethane (Surr)	85		37 - 132	02/15/13 21:16	02/19/13 06:38	1

Client: Conestoga-Rovers & Associates, Inc.
Project/Site: 017324-T07-017, RACER Former MTM

TestAmerica Job ID: 240-21082-1

Client Sample ID: S-021413-SM-093
Date Collected: 02/14/13 15:52
Date Received: 02/15/13 07:50

Lab Sample ID: 240-21082-44
Matrix: Solid
Percent Solids: 86.9

Method: 8260B - Volatile Organic Compounds (GC/MS)

Analyte	Result	Qualifier	RL	MDL	Unit	D	Prepared	Analyzed	Dil Fac
Acetone	**6.9**	**J B**	18	5.7	ug/Kg	☼	02/15/13 21:16	02/19/13 06:59	1
Benzene	4.5	U	4.5	0.21	ug/Kg	☼	02/15/13 21:16	02/19/13 06:59	1
Dichlorobromomethane	4.5	U	4.5	0.25	ug/Kg	☼	02/15/13 21:16	02/19/13 06:59	1
Bromoform	4.5	U	4.5	0.30	ug/Kg	☼	02/15/13 21:16	02/19/13 06:59	1
Bromomethane	4.5	U	4.5	0.48	ug/Kg	☼	02/15/13 21:16	02/19/13 06:59	1
2-Butanone (MEK)	18	U	18	1.3	ug/Kg	☼	02/15/13 21:16	02/19/13 06:59	1
Carbon disulfide	4.5	U	4.5	0.39	ug/Kg	☼	02/15/13 21:16	02/19/13 06:59	1
Carbon tetrachloride	4.5	U	4.5	0.33	ug/Kg	☼	02/15/13 21:16	02/19/13 06:59	1
Chlorobenzene	4.5	U	4.5	0.30	ug/Kg	☼	02/15/13 21:16	02/19/13 06:59	1
Chloroethane	4.5	U	4.5	0.77	ug/Kg	☼	02/15/13 21:16	02/19/13 06:59	1
Chloroform	4.5	U	4.5	0.26	ug/Kg	☼	02/15/13 21:16	02/19/13 06:59	1
Chloromethane	4.5	U	4.5	0.37	ug/Kg	☼	02/15/13 21:16	02/19/13 06:59	1
1,1-Dichloroethane	4.5	U	4.5	0.32	ug/Kg	☼	02/15/13 21:16	02/19/13 06:59	1
1,2-Dichloroethane	4.5	U	4.5	0.31	ug/Kg	☼	02/15/13 21:16	02/19/13 06:59	1
1,1-Dichloroethene	4.5	U	4.5	0.47	ug/Kg	☼	02/15/13 21:16	02/19/13 06:59	1
1,2-Dichloropropane	4.5	U	4.5	0.62	ug/Kg	☼	02/15/13 21:16	02/19/13 06:59	1
cis-1,3-Dichloropropene	4.5	U	4.5	0.31	ug/Kg	☼	02/15/13 21:16	02/19/13 06:59	1
trans-1,3-Dichloropropene	4.5	U	4.5	0.48	ug/Kg	☼	02/15/13 21:16	02/19/13 06:59	1
Ethylbenzene	**0.33**	**J**	4.5	0.23	ug/Kg	☼	02/15/13 21:16	02/19/13 06:59	1
2-Hexanone	18	U	18	0.57	ug/Kg	☼	02/15/13 21:16	02/19/13 06:59	1
Methylene Chloride	**27**	**B**	4.5	0.60	ug/Kg	☼	02/15/13 21:16	02/19/13 06:59	1
4-Methyl-2-pentanone (MIBK)	18	U	18	0.48	ug/Kg	☼	02/15/13 21:16	02/19/13 06:59	1
Styrene	4.5	U	4.5	0.13	ug/Kg	☼	02/15/13 21:16	02/19/13 06:59	1
1,1,2,2-Tetrachloroethane	4.5	U	4.5	0.31	ug/Kg	☼	02/15/13 21:16	02/19/13 06:59	1
Tetrachloroethene	4.5	U	4.5	0.47	ug/Kg	☼	02/15/13 21:16	02/19/13 06:59	1
Toluene	**0.42**	**J**	4.5	0.24	ug/Kg	☼	02/15/13 21:16	02/19/13 06:59	1
Trichloroethene	4.5	U	4.5	0.38	ug/Kg	☼	02/15/13 21:16	02/19/13 06:59	1
Vinyl chloride	4.5	U	4.5	0.35	ug/Kg	☼	02/15/13 21:16	02/19/13 06:59	1
Xylenes, Total	**0.74**	**J**	9.0	0.60	ug/Kg	☼	02/15/13 21:16	02/19/13 06:59	1
1,1,1-Trichloroethane	4.5	U	4.5	0.50	ug/Kg	☼	02/15/13 21:16	02/19/13 06:59	1
1,1,2-Trichloroethane	4.5	U	4.5	0.35	ug/Kg	☼	02/15/13 21:16	02/19/13 06:59	1
Cyclohexane	9.0	U	9.0	0.30	ug/Kg	☼	02/15/13 21:16	02/19/13 06:59	1
1,2-Dibromo-3-Chloropropane	9.0	U	9.0	1.2	ug/Kg	☼	02/15/13 21:16	02/19/13 06:59	1
Ethylene Dibromide	4.5	U	4.5	0.45	ug/Kg	☼	02/15/13 21:16	02/19/13 06:59	1
Dichlorodifluoromethane	4.5	U	4.5	0.45	ug/Kg	☼	02/15/13 21:16	02/19/13 06:59	1
cis-1,2-Dichloroethene	4.5	U	4.5	0.32	ug/Kg	☼	02/15/13 21:16	02/19/13 06:59	1
trans-1,2-Dichloroethene	4.5	U	4.5	0.37	ug/Kg	☼	02/15/13 21:16	02/19/13 06:59	1
Isopropylbenzene	4.5	U	4.5	0.14	ug/Kg	☼	02/15/13 21:16	02/19/13 06:59	1
Methyl acetate	9.0	U	9.0	1.3	ug/Kg	☼	02/15/13 21:16	02/19/13 06:59	1
Methyl tert-butyl ether	18	U	18	0.39	ug/Kg	☼	02/15/13 21:16	02/19/13 06:59	1
1,1,2-Trichloro-1,2,2-trifluoroethane	4.5	U	4.5	1.2	ug/Kg	☼	02/15/13 21:16	02/19/13 06:59	1
1,2,4-Trichlorobenzene	4.5	U	4.5	0.24	ug/Kg	☼	02/15/13 21:16	02/19/13 06:59	1
1,2-Dichlorobenzene	**1.1**	**J**	4.5	0.32	ug/Kg	☼	02/15/13 21:16	02/19/13 06:59	1
1,3-Dichlorobenzene	4.5	U	4.5	0.31	ug/Kg	☼	02/15/13 21:16	02/19/13 06:59	1
1,4-Dichlorobenzene	4.5	U	4.5	0.59	ug/Kg	☼	02/15/13 21:16	02/19/13 06:59	1
Trichlorofluoromethane	4.5	U	4.5	0.31	ug/Kg	☼	02/15/13 21:16	02/19/13 06:59	1
Chlorodibromomethane	4.5	U	4.5	0.49	ug/Kg	☼	02/15/13 21:16	02/19/13 06:59	1
Methylcyclohexane	**0.49**	**J**	9.0	0.28	ug/Kg	☼	02/15/13 21:16	02/19/13 06:59	1

Client: Conestoga-Rovers & Associates, Inc.
Project/Site: 017324-T07-017, RACER Former MTM

TestAmerica Job ID: 240-21082-1

Client Sample ID: S-021413-SM-093
Date Collected: 02/14/13 15:52
Date Received: 02/15/13 07:50

Lab Sample ID: 240-21082-44
Matrix: Solid
Percent Solids: 86.9

Surrogate	%Recovery	Qualifier	Limits	Prepared	Analyzed	Dil Fac
1,2-Dichloroethane-d4 (Surr)	83		58 - 123	02/15/13 21:16	02/19/13 06:59	1
4-Bromofluorobenzene (Surr)	80		52 - 136	02/15/13 21:16	02/19/13 06:59	1
Toluene-d8 (Surr)	97		67 - 125	02/15/13 21:16	02/19/13 06:59	1
Dibromofluoromethane (Surr)	86		37 - 132	02/15/13 21:16	02/19/13 06:59	1

Client: Conestoga-Rovers & Associates, Inc.
Project/Site: 017324-T07-017, RACER Former MTM

TestAmerica Job ID: 240-21082-1

Client Sample ID: S-021413-SM-094
Date Collected: 02/14/13 16:10
Date Received: 02/15/13 07:50

Lab Sample ID: 240-21082-45
Matrix: Solid
Percent Solids: 95.4

Method: 8260B - Volatile Organic Compounds (GC/MS)

Analyte	Result	Qualifier	RL	MDL	Unit	D	Prepared	Analyzed	Dil Fac
Acetone	19	U	19	6.1	ug/Kg	☼	02/15/13 21:16	02/19/13 07:21	1
Benzene	4.8	U	4.8	0.22	ug/Kg	☼	02/15/13 21:16	02/19/13 07:21	1
Dichlorobromomethane	4.8	U	4.8	0.27	ug/Kg	☼	02/15/13 21:16	02/19/13 07:21	1
Bromoform	4.8	U	4.8	0.32	ug/Kg	☼	02/15/13 21:16	02/19/13 07:21	1
Bromomethane	4.8	U	4.8	0.52	ug/Kg	☼	02/15/13 21:16	02/19/13 07:21	1
2-Butanone (MEK)	19	U	19	1.4	ug/Kg	☼	02/15/13 21:16	02/19/13 07:21	1
Carbon disulfide	4.8	U	4.8	0.43	ug/Kg	☼	02/15/13 21:16	02/19/13 07:21	1
Carbon tetrachloride	4.8	U	4.8	0.36	ug/Kg	☼	02/15/13 21:16	02/19/13 07:21	1
Chlorobenzene	4.8	U	4.8	0.32	ug/Kg	☼	02/15/13 21:16	02/19/13 07:21	1
Chloroethane	4.8	U	4.8	0.83	ug/Kg	☼	02/15/13 21:16	02/19/13 07:21	1
Chloroform	4.8	U	4.8	0.28	ug/Kg	☼	02/15/13 21:16	02/19/13 07:21	1
Chloromethane	4.8	U	4.8	0.40	ug/Kg	☼	02/15/13 21:16	02/19/13 07:21	1
1,1-Dichloroethane	4.8	U	4.8	0.35	ug/Kg	☼	02/15/13 21:16	02/19/13 07:21	1
1,2-Dichloroethane	4.8	U	4.8	0.33	ug/Kg	☼	02/15/13 21:16	02/19/13 07:21	1
1,1-Dichloroethene	4.8	U	4.8	0.50	ug/Kg	☼	02/15/13 21:16	02/19/13 07:21	1
1,2-Dichloropropane	4.8	U	4.8	0.67	ug/Kg	☼	02/15/13 21:16	02/19/13 07:21	1
cis-1,3-Dichloropropene	4.8	U	4.8	0.33	ug/Kg	☼	02/15/13 21:16	02/19/13 07:21	1
trans-1,3-Dichloropropene	4.8	U	4.8	0.52	ug/Kg	☼	02/15/13 21:16	02/19/13 07:21	1
Ethylbenzene	4.8	U	4.8	0.25	ug/Kg	☼	02/15/13 21:16	02/19/13 07:21	1
2-Hexanone	19	U	19	0.61	ug/Kg	☼	02/15/13 21:16	02/19/13 07:21	1
Methylene Chloride	**26**	**B**	4.8	0.65	ug/Kg	☼	02/15/13 21:16	02/19/13 07:21	1
4-Methyl-2-pentanone (MIBK)	19	U	19	0.52	ug/Kg	☼	02/15/13 21:16	02/19/13 07:21	1
Styrene	4.8	U	4.8	0.15	ug/Kg	☼	02/15/13 21:16	02/19/13 07:21	1
1,1,2,2-Tetrachloroethane	4.8	U	4.8	0.33	ug/Kg	☼	02/15/13 21:16	02/19/13 07:21	1
Tetrachloroethene	4.8	U	4.8	0.50	ug/Kg	☼	02/15/13 21:16	02/19/13 07:21	1
Toluene	4.8	U	4.8	0.26	ug/Kg	☼	02/15/13 21:16	02/19/13 07:21	1
Trichloroethene	4.8	U	4.8	0.41	ug/Kg	☼	02/15/13 21:16	02/19/13 07:21	1
Vinyl chloride	4.8	U	4.8	0.38	ug/Kg	☼	02/15/13 21:16	02/19/13 07:21	1
Xylenes, Total	9.7	U	9.7	0.65	ug/Kg	☼	02/15/13 21:16	02/19/13 07:21	1
1,1,1-Trichloroethane	4.8	U	4.8	0.54	ug/Kg	☼	02/15/13 21:16	02/19/13 07:21	1
1,1,2-Trichloroethane	4.8	U	4.8	0.38	ug/Kg	☼	02/15/13 21:16	02/19/13 07:21	1
Cyclohexane	9.7	U	9.7	0.32	ug/Kg	☼	02/15/13 21:16	02/19/13 07:21	1
1,2-Dibromo-3-Chloropropane	9.7	U	9.7	1.3	ug/Kg	☼	02/15/13 21:16	02/19/13 07:21	1
Ethylene Dibromide	4.8	U	4.8	0.48	ug/Kg	☼	02/15/13 21:16	02/19/13 07:21	1
Dichlorodifluoromethane	4.8	U	4.8	0.48	ug/Kg	☼	02/15/13 21:16	02/19/13 07:21	1
cis-1,2-Dichloroethene	4.8	U	4.8	0.35	ug/Kg	☼	02/15/13 21:16	02/19/13 07:21	1
trans-1,2-Dichloroethene	4.8	U	4.8	0.40	ug/Kg	☼	02/15/13 21:16	02/19/13 07:21	1
Isopropylbenzene	4.8	U	4.8	0.15	ug/Kg	☼	02/15/13 21:16	02/19/13 07:21	1
Methyl acetate	9.7	U	9.7	1.4	ug/Kg	☼	02/15/13 21:16	02/19/13 07:21	1
Methyl tert-butyl ether	19	U	19	0.42	ug/Kg	☼	02/15/13 21:16	02/19/13 07:21	1
1,1,2-Trichloro-1,2,2-trifluoroethane	4.8	U	4.8	1.3	ug/Kg	☼	02/15/13 21:16	02/19/13 07:21	1
1,2,4-Trichlorobenzene	4.8	U	4.8	0.26	ug/Kg	☼	02/15/13 21:16	02/19/13 07:21	1
1,2-Dichlorobenzene	4.8	U	4.8	0.35	ug/Kg	☼	02/15/13 21:16	02/19/13 07:21	1
1,3-Dichlorobenzene	4.8	U	4.8	0.34	ug/Kg	☼	02/15/13 21:16	02/19/13 07:21	1
1,4-Dichlorobenzene	4.8	U	4.8	0.64	ug/Kg	☼	02/15/13 21:16	02/19/13 07:21	1
Trichlorofluoromethane	4.8	U	4.8	0.33	ug/Kg	☼	02/15/13 21:16	02/19/13 07:21	1
Chlorodibromomethane	4.8	U	4.8	0.53	ug/Kg	☼	02/15/13 21:16	02/19/13 07:21	1
Methylcyclohexane	9.7	U	9.7	0.30	ug/Kg	☼	02/15/13 21:16	02/19/13 07:21	1

Client: Conestoga-Rovers & Associates, Inc.
Project/Site: 017324-T07-017, RACER Former MTM

TestAmerica Job ID: 240-21082-1

Client Sample ID: S-021413-SM-094
Date Collected: 02/14/13 16:10
Date Received: 02/15/13 07:50

Lab Sample ID: 240-21082-45
Matrix: Solid
Percent Solids: 95.4

Surrogate	%Recovery	Qualifier	Limits	Prepared	Analyzed	Dil Fac
1,2-Dichloroethane-d4 (Surr)	84		58 - 123	02/15/13 21:16	02/19/13 07:21	1
4-Bromofluorobenzene (Surr)	85		52 - 136	02/15/13 21:16	02/19/13 07:21	1
Toluene-d8 (Surr)	100		67 - 125	02/15/13 21:16	02/19/13 07:21	1
Dibromofluoromethane (Surr)	89		37 - 132	02/15/13 21:16	02/19/13 07:21	1

Client: Conestoga-Rovers & Associates, Inc.
Project/Site: 017324-T07-017, RACER Former MTM

TestAmerica Job ID: 240-21082-1

Client Sample ID: S-021413-SM-095
Date Collected: 02/14/13 16:11
Date Received: 02/15/13 07:50

Lab Sample ID: 240-21082-46
Matrix: Solid
Percent Solids: 78.6

Method: 8260B - Volatile Organic Compounds (GC/MS)

Analyte	Result	Qualifier	RL	MDL	Unit	D	Prepared	Analyzed	Dil Fac
Acetone	**25**	**B**	22	7.0	ug/Kg	☼	02/15/13 21:16	02/19/13 07:42	1
Benzene	5.5	U	5.5	0.25	ug/Kg	☼	02/15/13 21:16	02/19/13 07:42	1
Dichlorobromomethane	5.5	U	5.5	0.31	ug/Kg	☼	02/15/13 21:16	02/19/13 07:42	1
Bromoform	5.5	U	5.5	0.37	ug/Kg	☼	02/15/13 21:16	02/19/13 07:42	1
Bromomethane	5.5	U	5.5	0.60	ug/Kg	☼	02/15/13 21:16	02/19/13 07:42	1
2-Butanone (MEK)	**4.1**	**J**	22	1.6	ug/Kg	☼	02/15/13 21:16	02/19/13 07:42	1
Carbon disulfide	5.5	U	5.5	0.49	ug/Kg	☼	02/15/13 21:16	02/19/13 07:42	1
Carbon tetrachloride	5.5	U	5.5	0.41	ug/Kg	☼	02/15/13 21:16	02/19/13 07:42	1
Chlorobenzene	5.5	U	5.5	0.37	ug/Kg	☼	02/15/13 21:16	02/19/13 07:42	1
Chloroethane	5.5	U	5.5	0.95	ug/Kg	☼	02/15/13 21:16	02/19/13 07:42	1
Chloroform	5.5	U	5.5	0.32	ug/Kg	☼	02/15/13 21:16	02/19/13 07:42	1
Chloromethane	5.5	U	5.5	0.45	ug/Kg	☼	02/15/13 21:16	02/19/13 07:42	1
1,1-Dichloroethane	5.5	U	5.5	0.40	ug/Kg	☼	02/15/13 21:16	02/19/13 07:42	1
1,2-Dichloroethane	5.5	U	5.5	0.38	ug/Kg	☼	02/15/13 21:16	02/19/13 07:42	1
1,1-Dichloroethene	5.5	U	5.5	0.58	ug/Kg	☼	02/15/13 21:16	02/19/13 07:42	1
1,2-Dichloropropane	5.5	U	5.5	0.76	ug/Kg	☼	02/15/13 21:16	02/19/13 07:42	1
cis-1,3-Dichloropropene	5.5	U	5.5	0.38	ug/Kg	☼	02/15/13 21:16	02/19/13 07:42	1
trans-1,3-Dichloropropene	5.5	U	5.5	0.60	ug/Kg	☼	02/15/13 21:16	02/19/13 07:42	1
Ethylbenzene	5.5	U	5.5	0.29	ug/Kg	☼	02/15/13 21:16	02/19/13 07:42	1
2-Hexanone	22	U	22	0.70	ug/Kg	☼	02/15/13 21:16	02/19/13 07:42	1
Methylene Chloride	**36**	**B**	5.5	0.74	ug/Kg	☼	02/15/13 21:16	02/19/13 07:42	1
4-Methyl-2-pentanone (MIBK)	22	U	22	0.60	ug/Kg	☼	02/15/13 21:16	02/19/13 07:42	1
Styrene	5.5	U	5.5	0.17	ug/Kg	☼	02/15/13 21:16	02/19/13 07:42	1
1,1,2,2-Tetrachloroethane	5.5	U	5.5	0.38	ug/Kg	☼	02/15/13 21:16	02/19/13 07:42	1
Tetrachloroethene	5.5	U	5.5	0.58	ug/Kg	☼	02/15/13 21:16	02/19/13 07:42	1
Toluene	5.5	U	5.5	0.30	ug/Kg	☼	02/15/13 21:16	02/19/13 07:42	1
Trichloroethene	5.5	U	5.5	0.47	ug/Kg	☼	02/15/13 21:16	02/19/13 07:42	1
Vinyl chloride	5.5	U	5.5	0.43	ug/Kg	☼	02/15/13 21:16	02/19/13 07:42	1
Xylenes, Total	11	U	11	0.74	ug/Kg	☼	02/15/13 21:16	02/19/13 07:42	1
1,1,1-Trichloroethane	5.5	U	5.5	0.62	ug/Kg	☼	02/15/13 21:16	02/19/13 07:42	1
1,1,2-Trichloroethane	5.5	U	5.5	0.43	ug/Kg	☼	02/15/13 21:16	02/19/13 07:42	1
Cyclohexane	11	U	11	0.37	ug/Kg	☼	02/15/13 21:16	02/19/13 07:42	1
1,2-Dibromo-3-Chloropropane	11	U	11	1.4	ug/Kg	☼	02/15/13 21:16	02/19/13 07:42	1
Ethylene Dibromide	5.5	U	5.5	0.55	ug/Kg	☼	02/15/13 21:16	02/19/13 07:42	1
Dichlorodifluoromethane	5.5	U	5.5	0.55	ug/Kg	☼	02/15/13 21:16	02/19/13 07:42	1
cis-1,2-Dichloroethene	5.5	U	5.5	0.40	ug/Kg	☼	02/15/13 21:16	02/19/13 07:42	1
trans-1,2-Dichloroethene	5.5	U	5.5	0.45	ug/Kg	☼	02/15/13 21:16	02/19/13 07:42	1
Isopropylbenzene	5.5	U	5.5	0.18	ug/Kg	☼	02/15/13 21:16	02/19/13 07:42	1
Methyl acetate	11	U	11	1.6	ug/Kg	☼	02/15/13 21:16	02/19/13 07:42	1
Methyl tert-butyl ether	22	U	22	0.48	ug/Kg	☼	02/15/13 21:16	02/19/13 07:42	1
1,1,2-Trichloro-1,2,2-trifluoroethane	5.5	U	5.5	1.4	ug/Kg	☼	02/15/13 21:16	02/19/13 07:42	1
1,2,4-Trichlorobenzene	5.5	U	5.5	0.30	ug/Kg	☼	02/15/13 21:16	02/19/13 07:42	1
1,2-Dichlorobenzene	5.5	U	5.5	0.40	ug/Kg	☼	02/15/13 21:16	02/19/13 07:42	1
1,3-Dichlorobenzene	5.5	U	5.5	0.39	ug/Kg	☼	02/15/13 21:16	02/19/13 07:42	1
1,4-Dichlorobenzene	5.5	U	5.5	0.73	ug/Kg	☼	02/15/13 21:16	02/19/13 07:42	1
Trichlorofluoromethane	5.5	U	5.5	0.38	ug/Kg	☼	02/15/13 21:16	02/19/13 07:42	1
Chlorodibromomethane	5.5	U	5.5	0.61	ug/Kg	☼	02/15/13 21:16	02/19/13 07:42	1
Methylcyclohexane	11	U	11	0.34	ug/Kg	☼	02/15/13 21:16	02/19/13 07:42	1

Client: Conestoga-Rovers & Associates, Inc.
Project/Site: 017324-T07-017, RACER Former MTM

TestAmerica Job ID: 240-21082-1

Client Sample ID: S-021413-SM-095
Date Collected: 02/14/13 16:11
Date Received: 02/15/13 07:50

Lab Sample ID: 240-21082-46
Matrix: Solid
Percent Solids: 78.6

Surrogate	%Recovery	Qualifier	Limits	Prepared	Analyzed	Dil Fac
1,2-Dichloroethane-d4 (Surr)	84		58 - 123	02/15/13 21:16	02/19/13 07:42	1
4-Bromofluorobenzene (Surr)	88		52 - 136	02/15/13 21:16	02/19/13 07:42	1
Toluene-d8 (Surr)	97		67 - 125	02/15/13 21:16	02/19/13 07:42	1
Dibromofluoromethane (Surr)	88		37 - 132	02/15/13 21:16	02/19/13 07:42	1

Client: Conestoga-Rovers & Associates, Inc.
Project/Site: 017324-T07-017, RACER Former MTM

TestAmerica Job ID: 240-21082-1

Client Sample ID: S-021413-SM-096
Date Collected: 02/14/13 16:12
Date Received: 02/15/13 07:50

Lab Sample ID: 240-21082-47
Matrix: Solid
Percent Solids: 86.0

Method: 8260B - Volatile Organic Compounds (GC/MS)

Analyte	Result	Qualifier	RL	MDL	Unit	D	Prepared	Analyzed	Dil Fac
Acetone	**7.0**	**J B**	18	5.6	ug/Kg	☼	02/15/13 21:16	02/19/13 08:03	1
Benzene	4.5	U	4.5	0.21	ug/Kg	☼	02/15/13 21:16	02/19/13 08:03	1
Dichlorobromomethane	4.5	U	4.5	0.25	ug/Kg	☼	02/15/13 21:16	02/19/13 08:03	1
Bromoform	4.5	U	4.5	0.30	ug/Kg	☼	02/15/13 21:16	02/19/13 08:03	1
Bromomethane	4.5	U	4.5	0.48	ug/Kg	☼	02/15/13 21:16	02/19/13 08:03	1
2-Butanone (MEK)	18	U	18	1.3	ug/Kg	☼	02/15/13 21:16	02/19/13 08:03	1
Carbon disulfide	4.5	U	4.5	0.39	ug/Kg	☼	02/15/13 21:16	02/19/13 08:03	1
Carbon tetrachloride	4.5	U	4.5	0.33	ug/Kg	☼	02/15/13 21:16	02/19/13 08:03	1
Chlorobenzene	4.5	U	4.5	0.30	ug/Kg	☼	02/15/13 21:16	02/19/13 08:03	1
Chloroethane	4.5	U	4.5	0.77	ug/Kg	☼	02/15/13 21:16	02/19/13 08:03	1
Chloroform	4.5	U	4.5	0.26	ug/Kg	☼	02/15/13 21:16	02/19/13 08:03	1
Chloromethane	4.5	U	4.5	0.37	ug/Kg	☼	02/15/13 21:16	02/19/13 08:03	1
1,1-Dichloroethane	**0.90**	**J**	4.5	0.32	ug/Kg	☼	02/15/13 21:16	02/19/13 08:03	1
1,2-Dichloroethane	4.5	U	4.5	0.30	ug/Kg	☼	02/15/13 21:16	02/19/13 08:03	1
1,1-Dichloroethene	4.5	U	4.5	0.47	ug/Kg	☼	02/15/13 21:16	02/19/13 08:03	1
1,2-Dichloropropane	4.5	U	4.5	0.62	ug/Kg	☼	02/15/13 21:16	02/19/13 08:03	1
cis-1,3-Dichloropropene	4.5	U	4.5	0.30	ug/Kg	☼	02/15/13 21:16	02/19/13 08:03	1
trans-1,3-Dichloropropene	4.5	U	4.5	0.48	ug/Kg	☼	02/15/13 21:16	02/19/13 08:03	1
Ethylbenzene	4.5	U	4.5	0.23	ug/Kg	☼	02/15/13 21:16	02/19/13 08:03	1
2-Hexanone	18	U	18	0.56	ug/Kg	☼	02/15/13 21:16	02/19/13 08:03	1
Methylene Chloride	**22**	**B**	4.5	0.60	ug/Kg	☼	02/15/13 21:16	02/19/13 08:03	1
4-Methyl-2-pentanone (MIBK)	18	U	18	0.48	ug/Kg	☼	02/15/13 21:16	02/19/13 08:03	1
Styrene	4.5	U	4.5	0.13	ug/Kg	☼	02/15/13 21:16	02/19/13 08:03	1
1,1,2,2-Tetrachloroethane	4.5	U	4.5	0.30	ug/Kg	☼	02/15/13 21:16	02/19/13 08:03	1
Tetrachloroethene	4.5	U	4.5	0.47	ug/Kg	☼	02/15/13 21:16	02/19/13 08:03	1
Toluene	4.5	U	4.5	0.24	ug/Kg	☼	02/15/13 21:16	02/19/13 08:03	1
Trichloroethene	4.5	U	4.5	0.38	ug/Kg	☼	02/15/13 21:16	02/19/13 08:03	1
Vinyl chloride	**1.2**	**J**	4.5	0.35	ug/Kg	☼	02/15/13 21:16	02/19/13 08:03	1
Xylenes, Total	9.0	U	9.0	0.60	ug/Kg	☼	02/15/13 21:16	02/19/13 08:03	1
1,1,1-Trichloroethane	4.5	U	4.5	0.50	ug/Kg	☼	02/15/13 21:16	02/19/13 08:03	1
1,1,2-Trichloroethane	4.5	U	4.5	0.35	ug/Kg	☼	02/15/13 21:16	02/19/13 08:03	1
Cyclohexane	9.0	U	9.0	0.30	ug/Kg	☼	02/15/13 21:16	02/19/13 08:03	1
1,2-Dibromo-3-Chloropropane	9.0	U	9.0	1.2	ug/Kg	☼	02/15/13 21:16	02/19/13 08:03	1
Ethylene Dibromide	4.5	U	4.5	0.45	ug/Kg	☼	02/15/13 21:16	02/19/13 08:03	1
Dichlorodifluoromethane	4.5	U	4.5	0.45	ug/Kg	☼	02/15/13 21:16	02/19/13 08:03	1
cis-1,2-Dichloroethene	4.5	U	4.5	0.32	ug/Kg	☼	02/15/13 21:16	02/19/13 08:03	1
trans-1,2-Dichloroethene	4.5	U	4.5	0.37	ug/Kg	☼	02/15/13 21:16	02/19/13 08:03	1
Isopropylbenzene	4.5	U	4.5	0.14	ug/Kg	☼	02/15/13 21:16	02/19/13 08:03	1
Methyl acetate	9.0	U	9.0	1.3	ug/Kg	☼	02/15/13 21:16	02/19/13 08:03	1
Methyl tert-butyl ether	18	U	18	0.39	ug/Kg	☼	02/15/13 21:16	02/19/13 08:03	1
1,1,2-Trichloro-1,2,2-trifluoroethane	4.5	U	4.5	1.2	ug/Kg	☼	02/15/13 21:16	02/19/13 08:03	1
1,2,4-Trichlorobenzene	4.5	U	4.5	0.24	ug/Kg	☼	02/15/13 21:16	02/19/13 08:03	1
1,2-Dichlorobenzene	4.5	U	4.5	0.32	ug/Kg	☼	02/15/13 21:16	02/19/13 08:03	1
1,3-Dichlorobenzene	4.5	U	4.5	0.31	ug/Kg	☼	02/15/13 21:16	02/19/13 08:03	1
1,4-Dichlorobenzene	4.5	U	4.5	0.59	ug/Kg	☼	02/15/13 21:16	02/19/13 08:03	1
Trichlorofluoromethane	4.5	U	4.5	0.30	ug/Kg	☼	02/15/13 21:16	02/19/13 08:03	1
Chlorodibromomethane	4.5	U	4.5	0.49	ug/Kg	☼	02/15/13 21:16	02/19/13 08:03	1
Methylcyclohexane	**0.35**	**J**	9.0	0.28	ug/Kg	☼	02/15/13 21:16	02/19/13 08:03	1

Client: Conestoga-Rovers & Associates, Inc.
Project/Site: 017324-T07-017, RACER Former MTM

TestAmerica Job ID: 240-21082-1

Client Sample ID: S-021413-SM-096
Date Collected: 02/14/13 16:12
Date Received: 02/15/13 07:50

Lab Sample ID: 240-21082-47
Matrix: Solid
Percent Solids: 86.0

Surrogate	%Recovery	Qualifier	Limits	Prepared	Analyzed	Dil Fac
1,2-Dichloroethane-d4 (Surr)	85		58 - 123	02/15/13 21:16	02/19/13 08:03	1
4-Bromofluorobenzene (Surr)	89		52 - 136	02/15/13 21:16	02/19/13 08:03	1
Toluene-d8 (Surr)	92		67 - 125	02/15/13 21:16	02/19/13 08:03	1
Dibromofluoromethane (Surr)	87		37 - 132	02/15/13 21:16	02/19/13 08:03	1

Surrogate Summary

Client: Conestoga-Rovers & Associates, Inc.
Project/Site: 017324-T07-017, RACER Former MTM

TestAmerica Job ID: 240-21082-1

Method: 8260B - Volatile Organic Compounds (GC/MS)

Matrix: Solid **Prep Type: Total/NA**

		Percent Surrogate Recovery (Acceptance Limits)			
		12DCE	BFB	TOL	DBFM
Lab Sample ID	Client Sample ID	(58-123)	(52-136)	(67-125)	(37-132)
240-21082-29	S-021413-SM-072	88	91	98	92
240-21082-29 MS	S-021413-SM-072	81	88	92	72
240-21082-29 MSD	S-021413-SM-072	84	91	97	92
240-21082-30	S-021413-SM-073	85	91	96	89
240-21082-31	S-021413-SM-074	83	89	92	86
240-21082-33	S-021413-SM-076	88	91	95	91
240-21082-34	S-021413-SM-077	87	92	92	88
240-21082-35	S-021413-SM-078	79	84	91	82
240-21082-36	S-021413-SM-079	89	94	93	90
240-21082-37	S-021413-SM-080	89	90	92	91
240-21082-38	S-021413-SM-081	80	84	92	83
240-21082-42	S-021413-SM-091	90	67	106	93
240-21082-43	S-021413-SM-092	86	88	91	85
240-21082-44	S-021413-SM-093	83	80	97	86
240-21082-45	S-021413-SM-094	84	85	100	89
240-21082-46	S-021413-SM-095	84	88	97	88
240-21082-47	S-021413-SM-096	85	89	92	87
LCS 240-75692/5	Lab Control Sample	80	89	90	87
MB 240-75692/6	Method Blank	85	95	93	89

Surrogate Legend

12DCE = 1,2-Dichloroethane-d4 (Surr)
BFB = 4-Bromofluorobenzene (Surr)
TOL = Toluene-d8 (Surr)
DBFM = Dibromofluoromethane (Surr)

Method: 8270C - Semivolatile Organic Compounds (GC/MS)

Matrix: Solid **Prep Type: Total/NA**

		Percent Surrogate Recovery (Acceptance Limits)					
		FBP	2FP	TBP	NBZ	PHL	TPH
Lab Sample ID	Client Sample ID	(24-110)	(24-110)	(10-110)	(20-110)	(26-110)	(36-110)
240-21082-29	S-021413-SM-072	61	60	25	66	59	72
240-21082-29 MS	S-021413-SM-072	70	66	35	78	67	81
240-21082-29 MSD	S-021413-SM-072	69	72	66	78	69	172 X
240-21082-30	S-021413-SM-073	69	69	43	78	66	91
240-21082-31	S-021413-SM-074	62	56	44	63	55	89
LCS 240-75646/21-A	Lab Control Sample	70	67	55	78	64	83
MB 240-75646/20-A	Method Blank	73	67	46	77	64	92

Surrogate Legend

FBP = 2-Fluorobiphenyl (Surr)
2FP = 2-Fluorophenol (Surr)
TBP = 2,4,6-Tribromophenol (Surr)
NBZ = Nitrobenzene-d5 (Surr)
PHL = Phenol-d5 (Surr)
TPH = Terphenyl-d14 (Surr)

Surrogate Summary

Client: Conestoga-Rovers & Associates, Inc.
Project/Site: 017324-T07-017, RACER Former MTM

TestAmerica Job ID: 240-21082-1

Method: 8082 - Polychlorinated Biphenyls (PCBs) by Gas Chromatography

Matrix: Solid **Prep Type: Total/NA**

		Percent Surrogate Recovery (Acceptance Limits)									
		TCX1	DCB1								
Lab Sample ID	Client Sample ID	(29-151)	(14-163)								
240-21082-29	S-021413-SM-072	77	177 X								
240-21082-29 MS	S-021413-SM-072	79	150								
240-21082-29 MSD	S-021413-SM-072	73	186 X								
240-21082-30	S-021413-SM-073	54	66								
240-21082-31	S-021413-SM-074	80	87								
LCS 240-75613/21-A	Lab Control Sample	66	62								
MB 240-75613/20-A	Method Blank	83	78								

Surrogate Legend

TCX = Tetrachloro-m-xylene

DCB = DCB Decachlorobiphenyl

Method: 8260B - Volatile Organic Compounds (GC/MS)

Lab Sample ID: 240-21082-29 MS
Matrix: Solid
Analysis Batch: 75692

Client Sample ID: S-021413-SM-072
Prep Type: Total/NA
Prep Batch: 75543

Analyte	Sample Result	Sample Qualifier	Spike Added	MS Result	MS Qualifier	Unit	D	%Rec	%Rec. Limits
Acetone	35	U	132	89.5		ug/Kg	☼	68	24 - 140
Benzene	8.7	U	66.1	66.0		ug/Kg	☼	100	53 - 118
Dichlorobromomethane	8.7	U	66.1	68.9		ug/Kg	☼	104	35 - 132
Bromoform	8.7	U	66.1	63.4		ug/Kg	☼	96	18 - 129
Bromomethane	8.7	U	66.1	59.4		ug/Kg	☼	90	33 - 130
2-Butanone (MEK)	35	U	132	105		ug/Kg	☼	79	30 - 143
Carbon disulfide	8.7	U	66.1	67.9		ug/Kg	☼	103	20 - 151
Carbon tetrachloride	8.7	U	66.1	69.0		ug/Kg	☼	104	32 - 137
Chlorobenzene	8.7	U	66.1	62.6		ug/Kg	☼	95	37 - 116
Chloroethane	8.7	U	66.1	64.2		ug/Kg	☼	97	45 - 118
Chloroform	8.7	U	66.1	66.1		ug/Kg	☼	100	53 - 119
Chloromethane	8.7	U	66.1	56.8		ug/Kg	☼	86	34 - 117
1,1-Dichloroethane	8.7	U	66.1	65.2		ug/Kg	☼	99	54 - 122
1,2-Dichloroethane	8.7	U	66.1	61.4		ug/Kg	☼	93	49 - 123
1,1-Dichloroethene	8.7	U	66.1	71.4		ug/Kg	☼	108	49 - 157
1,2-Dichloropropane	8.7	U	66.1	62.2		ug/Kg	☼	94	61 - 117
cis-1,3-Dichloropropene	8.7	U	66.1	66.5		ug/Kg	☼	101	27 - 133
trans-1,3-Dichloropropene	8.7	U	66.1	69.1		ug/Kg	☼	104	28 - 137
Ethylbenzene	8.7	U	66.1	63.2		ug/Kg	☼	96	30 - 131
2-Hexanone	35	U	132	118		ug/Kg	☼	89	37 - 147
Methylene Chloride	56	B	66.1	152	F	ug/Kg	☼	144	54 - 115
4-Methyl-2-pentanone (MIBK)	35	U	132	121		ug/Kg	☼	91	43 - 147
Styrene	8.7	U	66.1	68.9		ug/Kg	☼	104	27 - 127
1,1,2,2-Tetrachloroethane	8.7	U	66.1	8.71	J F	ug/Kg	☼	13	16 - 179
Tetrachloroethene	8.7	U	66.1	65.5		ug/Kg	☼	99	31 - 135
Toluene	8.7	U	66.1	66.2		ug/Kg	☼	100	39 - 129
Trichloroethene	8.7	U	66.1	119	F	ug/Kg	☼	180	10 - 177
Vinyl chloride	8.7	U	66.1	63.0		ug/Kg	☼	95	42 - 117
Xylenes, Total	17	U	198	197		ug/Kg	☼	99	30 - 131
1,1,1-Trichloroethane	8.7	U	66.1	71.2		ug/Kg	☼	108	51 - 128
1,1,2-Trichloroethane	8.7	U	66.1	67.5		ug/Kg	☼	102	10 - 166
Cyclohexane	17	U	66.1	54.0		ug/Kg	☼	82	28 - 118
1,2-Dibromo-3-Chloropropane	17	U	66.1	72.5		ug/Kg	☼	110	10 - 153
Ethylene Dibromide	8.7	U	66.1	65.7		ug/Kg	☼	99	45 - 127
Dichlorodifluoromethane	8.7	U	66.1	47.1		ug/Kg	☼	71	17 - 115
cis-1,2-Dichloroethene	8.7	U	66.1	63.8		ug/Kg	☼	96	50 - 119
trans-1,2-Dichloroethene	8.7	U	66.1	68.6		ug/Kg	☼	104	50 - 123
Isopropylbenzene	8.7	U	66.1	61.7		ug/Kg	☼	93	21 - 134
Methyl acetate	17	U	66.1	31.3		ug/Kg	☼	47	33 - 165
Methyl tert-butyl ether	35	U	66.1	66.0		ug/Kg	☼	100	51 - 157
1,1,2-Trichloro-1,2,2-trifluoroethane	8.7	U	66.1	64.6		ug/Kg	☼	98	50 - 147
1,2,4-Trichlorobenzene	8.7	U	66.1	47.3		ug/Kg	☼	72	10 - 111
1,2-Dichlorobenzene	8.7	U	66.1	57.3		ug/Kg	☼	87	17 - 122
1,3-Dichlorobenzene	8.7	U	66.1	59.3		ug/Kg	☼	90	16 - 126
1,4-Dichlorobenzene	8.7	U	66.1	56.6		ug/Kg	☼	86	15 - 121
Trichlorofluoromethane	8.7	U	66.1	71.2		ug/Kg	☼	108	36 - 142
Chlorodibromomethane	8.7	U	66.1	65.9		ug/Kg	☼	100	29 - 135

Method: 8260B - Volatile Organic Compounds (GC/MS) (Continued)

Lab Sample ID: 240-21082-29 MS
Matrix: Solid
Analysis Batch: 75692

Client Sample ID: S-021413-SM-072
Prep Type: Total/NA
Prep Batch: 75543

Analyte	Sample Result	Sample Qualifier	Spike Added	MS Result	MS Qualifier	Unit	D	%Rec	%Rec. Limits
Methylcyclohexane	17	U	66.1	49.5		ug/Kg	☼	75	20 - 132
m-Xylene & p-Xylene	17		132	131		ug/Kg	☼	99	29 - 131
o-Xylene	8.7		66.1	65.8		ug/Kg	☼	99	29 - 134

Surrogate	*MS %Recovery*	*MS Qualifier*	*Limits*
1,2-Dichloroethane-d4 (Surr)	*81*		*58 - 123*
4-Bromofluorobenzene (Surr)	*88*		*52 - 136*
Toluene-d8 (Surr)	*92*		*67 - 125*
Dibromofluoromethane (Surr)	*72*		*37 - 132*

Lab Sample ID: 240-21082-29 MSD
Matrix: Solid
Analysis Batch: 75692

Client Sample ID: S-021413-SM-072
Prep Type: Total/NA
Prep Batch: 75543

Analyte	Sample Result	Sample Qualifier	Spike Added	MSD Result	MSD Qualifier	Unit	D	%Rec	%Rec. Limits	RPD	RPD Limit
Acetone	35	U	94.5	65.3	F	ug/Kg	☼	69	24 - 140	31	30
Benzene	8.7	U	47.2	45.8	F	ug/Kg	☼	97	53 - 118	36	30
Dichlorobromomethane	8.7	U	47.2	48.6	F	ug/Kg	☼	103	35 - 132	34	30
Bromoform	8.7	U	47.2	46.0	F	ug/Kg	☼	97	18 - 129	32	30
Bromomethane	8.7	U	47.2	42.6	F	ug/Kg	☼	90	33 - 130	33	30
2-Butanone (MEK)	35	U	94.5	74.5	F	ug/Kg	☼	79	30 - 143	34	30
Carbon disulfide	8.7	U	47.2	46.8	F	ug/Kg	☼	99	20 - 151	37	30
Carbon tetrachloride	8.7	U	47.2	49.9	F	ug/Kg	☼	106	32 - 137	32	30
Chlorobenzene	8.7	U	47.2	44.8	F	ug/Kg	☼	95	37 - 116	33	30
Chloroethane	8.7	U	47.2	45.5	F	ug/Kg	☼	96	45 - 118	34	30
Chloroform	8.7	U	47.2	46.8	F	ug/Kg	☼	99	53 - 119	34	30
Chloromethane	8.7	U	47.2	40.3	F	ug/Kg	☼	85	34 - 117	34	30
1,1-Dichloroethane	8.7	U	47.2	46.9	F	ug/Kg	☼	99	54 - 122	33	30
1,2-Dichloroethane	8.7	U	47.2	44.3	F	ug/Kg	☼	94	49 - 123	32	30
1,1-Dichloroethene	8.7	U	47.2	49.1	F	ug/Kg	☼	104	49 - 157	37	30
1,2-Dichloropropane	8.7	U	47.2	45.3	F	ug/Kg	☼	96	61 - 117	31	30
cis-1,3-Dichloropropene	8.7	U	47.2	47.8	F	ug/Kg	☼	101	27 - 133	33	30
trans-1,3-Dichloropropene	8.7	U	47.2	48.1	F	ug/Kg	☼	102	28 - 137	36	30
Ethylbenzene	8.7	U	47.2	45.6	F	ug/Kg	☼	96	30 - 131	32	30
2-Hexanone	35	U	94.5	78.8	F	ug/Kg	☼	83	37 - 147	40	30
Methylene Chloride	56	B	47.2	139	F	ug/Kg	☼	174	54 - 115	9	30
4-Methyl-2-pentanone (MIBK)	35	U	94.5	85.6	F	ug/Kg	☼	91	43 - 147	34	30
Styrene	8.7	U	47.2	48.8	F	ug/Kg	☼	103	27 - 127	34	30
1,1,2,2-Tetrachloroethane	8.7	U	47.2	46.2	F	ug/Kg	☼	98	16 - 179	137	30
Tetrachloroethene	8.7	U	47.2	49.4		ug/Kg	☼	105	31 - 135	28	30
Toluene	8.7	U	47.2	46.2	F	ug/Kg	☼	98	39 - 129	36	30
Trichloroethene	8.7	U	47.2	47.6	F	ug/Kg	☼	101	10 - 177	86	30
Vinyl chloride	8.7	U	47.2	44.4	F	ug/Kg	☼	94	42 - 117	34	30
Xylenes, Total	17	U	142	142	F	ug/Kg	☼	100	30 - 131	32	30
1,1,1-Trichloroethane	8.7	U	47.2	50.5	F	ug/Kg	☼	107	51 - 128	34	30
1,1,2-Trichloroethane	8.7	U	47.2	47.6	F	ug/Kg	☼	101	10 - 166	35	30
Cyclohexane	17	U	47.2	41.0		ug/Kg	☼	87	28 - 118	27	30
1,2-Dibromo-3-Chloropropane	17	U	47.2	53.3	F	ug/Kg	☼	113	10 - 153	31	30

Method: 8260B - Volatile Organic Compounds (GC/MS) (Continued)

Lab Sample ID: 240-21082-29 MSD
Matrix: Solid
Analysis Batch: 75692

Client Sample ID: S-021413-SM-072
Prep Type: Total/NA
Prep Batch: 75543

Analyte	Sample Result	Sample Qualifier	Spike Added	MSD Result	MSD Qualifier	Unit	D	%Rec	%Rec. Limits	RPD	RPD Limit
Ethylene Dibromide	8.7	U	47.2	46.3	F	ug/Kg	☼	98	45 - 127	35	30
Dichlorodifluoromethane	8.7	U	47.2	32.1	F	ug/Kg	☼	68	17 - 115	38	30
cis-1,2-Dichloroethene	8.7	U	47.2	46.4	F	ug/Kg	☼	98	50 - 119	32	30
trans-1,2-Dichloroethene	8.7	U	47.2	48.3	F	ug/Kg	☼	102	50 - 123	35	30
Isopropylbenzene	8.7	U	47.2	47.0		ug/Kg	☼	100	21 - 134	27	30
Methyl acetate	17	U	47.2	49.8	F	ug/Kg	☼	105	33 - 165	45	30
Methyl tert-butyl ether	35	U	47.2	48.0	F	ug/Kg	☼	102	51 - 157	32	30
1,1,2-Trichloro-1,2,2-trifluoroethane	8.7	U	47.2	49.8		ug/Kg	☼	105	50 - 147	26	30
1,2,4-Trichlorobenzene	8.7	U	47.2	36.6		ug/Kg	☼	77	10 - 111	26	30
1,2-Dichlorobenzene	8.7	U	47.2	42.5		ug/Kg	☼	90	17 - 122	30	30
1,3-Dichlorobenzene	8.7	U	47.2	44.0		ug/Kg	☼	93	16 - 126	30	30
1,4-Dichlorobenzene	8.7	U	47.2	41.8		ug/Kg	☼	89	15 - 121	30	30
Trichlorofluoromethane	8.7	U	47.2	51.1	F	ug/Kg	☼	108	36 - 142	33	30
Chlorodibromomethane	8.7	U	47.2	47.8	F	ug/Kg	☼	101	29 - 135	32	30
Methylcyclohexane	17	U	47.2	42.6		ug/Kg	☼	90	20 - 132	15	30
m-Xylene & p-Xylene	17		94.5	93.7	F	ug/Kg	☼	99	29 - 131	33	30
o-Xylene	8.7		47.2	48.4	F	ug/Kg	☼	102	29 - 134	31	30

Surrogate	*MSD %Recovery*	*MSD Qualifier*	*Limits*
1,2-Dichloroethane-d4 (Surr)	*84*		*58 - 123*
4-Bromofluorobenzene (Surr)	*91*		*52 - 136*
Toluene-d8 (Surr)	*97*		*67 - 125*
Dibromofluoromethane (Surr)	*92*		*37 - 132*

Lab Sample ID: MB 240-75692/6
Matrix: Solid
Analysis Batch: 75692

Client Sample ID: Method Blank
Prep Type: Total/NA

Analyte	MB Result	MB Qualifier	RL	MDL	Unit	D	Prepared	Analyzed	Dil Fac
Acetone	13.0	J	20	6.3	ug/Kg			02/19/13 00:43	1
Benzene	5.0	U	5.0	0.23	ug/Kg			02/19/13 00:43	1
Dichlorobromomethane	5.0	U	5.0	0.28	ug/Kg			02/19/13 00:43	1
Bromoform	5.0	U	5.0	0.33	ug/Kg			02/19/13 00:43	1
Bromomethane	5.0	U	5.0	0.54	ug/Kg			02/19/13 00:43	1
2-Butanone (MEK)	20	U	20	1.4	ug/Kg			02/19/13 00:43	1
Carbon disulfide	5.0	U	5.0	0.44	ug/Kg			02/19/13 00:43	1
Carbon tetrachloride	5.0	U	5.0	0.37	ug/Kg			02/19/13 00:43	1
Chlorobenzene	5.0	U	5.0	0.33	ug/Kg			02/19/13 00:43	1
Chloroethane	5.0	U	5.0	0.86	ug/Kg			02/19/13 00:43	1
Chloroform	5.0	U	5.0	0.29	ug/Kg			02/19/13 00:43	1
Chloromethane	5.0	U	5.0	0.41	ug/Kg			02/19/13 00:43	1
1,1-Dichloroethane	5.0	U	5.0	0.36	ug/Kg			02/19/13 00:43	1
1,2-Dichloroethane	5.0	U	5.0	0.34	ug/Kg			02/19/13 00:43	1
1,1-Dichloroethene	5.0	U	5.0	0.52	ug/Kg			02/19/13 00:43	1
1,2-Dichloropropane	5.0	U	5.0	0.69	ug/Kg			02/19/13 00:43	1
cis-1,3-Dichloropropene	5.0	U	5.0	0.34	ug/Kg			02/19/13 00:43	1
trans-1,3-Dichloropropene	5.0	U	5.0	0.54	ug/Kg			02/19/13 00:43	1

Method: 8260B - Volatile Organic Compounds (GC/MS) (Continued)

Lab Sample ID: MB 240-75692/6
Matrix: Solid
Analysis Batch: 75692

Client Sample ID: Method Blank
Prep Type: Total/NA

Analyte	MB Result	MB Qualifier	RL	MDL	Unit	D	Prepared	Analyzed	Dil Fac
Ethylbenzene	5.0	U	5.0	0.26	ug/Kg			02/19/13 00:43	1
2-Hexanone	20	U	20	0.63	ug/Kg			02/19/13 00:43	1
Methylene Chloride	3.23	J	5.0	0.67	ug/Kg			02/19/13 00:43	1
4-Methyl-2-pentanone (MIBK)	20	U	20	0.54	ug/Kg			02/19/13 00:43	1
Styrene	5.0	U	5.0	0.15	ug/Kg			02/19/13 00:43	1
1,1,2,2-Tetrachloroethane	5.0	U	5.0	0.34	ug/Kg			02/19/13 00:43	1
Tetrachloroethene	5.0	U	5.0	0.52	ug/Kg			02/19/13 00:43	1
Toluene	5.0	U	5.0	0.27	ug/Kg			02/19/13 00:43	1
Trichloroethene	5.0	U	5.0	0.42	ug/Kg			02/19/13 00:43	1
Vinyl chloride	5.0	U	5.0	0.39	ug/Kg			02/19/13 00:43	1
Xylenes, Total	10	U	10	0.67	ug/Kg			02/19/13 00:43	1
1,1,1-Trichloroethane	5.0	U	5.0	0.56	ug/Kg			02/19/13 00:43	1
1,1,2-Trichloroethane	5.0	U	5.0	0.39	ug/Kg			02/19/13 00:43	1
Cyclohexane	10	U	10	0.33	ug/Kg			02/19/13 00:43	1
1,2-Dibromo-3-Chloropropane	10	U	10	1.3	ug/Kg			02/19/13 00:43	1
Ethylene Dibromide	5.0	U	5.0	0.50	ug/Kg			02/19/13 00:43	1
Dichlorodifluoromethane	5.0	U	5.0	0.50	ug/Kg			02/19/13 00:43	1
cis-1,2-Dichloroethene	5.0	U	5.0	0.36	ug/Kg			02/19/13 00:43	1
trans-1,2-Dichloroethene	5.0	U	5.0	0.41	ug/Kg			02/19/13 00:43	1
Isopropylbenzene	5.0	U	5.0	0.16	ug/Kg			02/19/13 00:43	1
Methyl acetate	10	U	10	1.4	ug/Kg			02/19/13 00:43	1
Methyl tert-butyl ether	20	U	20	0.43	ug/Kg			02/19/13 00:43	1
1,1,2-Trichloro-1,2,2-trifluoroethane	5.0	U	5.0	1.3	ug/Kg			02/19/13 00:43	1
1,2,4-Trichlorobenzene	5.0	U	5.0	0.27	ug/Kg			02/19/13 00:43	1
1,2-Dichlorobenzene	5.0	U	5.0	0.36	ug/Kg			02/19/13 00:43	1
1,3-Dichlorobenzene	5.0	U	5.0	0.35	ug/Kg			02/19/13 00:43	1
1,4-Dichlorobenzene	5.0	U	5.0	0.66	ug/Kg			02/19/13 00:43	1
Trichlorofluoromethane	5.0	U	5.0	0.34	ug/Kg			02/19/13 00:43	1
Chlorodibromomethane	5.0	U	5.0	0.55	ug/Kg			02/19/13 00:43	1
Methylcyclohexane	10	U	10	0.31	ug/Kg			02/19/13 00:43	1

Surrogate	*MB %Recovery*	*MB Qualifier*	*Limits*	*Prepared*	*Analyzed*	*Dil Fac*
1,2-Dichloroethane-d4 (Surr)	*85*		*58 - 123*		*02/19/13 00:43*	*1*
4-Bromofluorobenzene (Surr)	*95*		*52 - 136*		*02/19/13 00:43*	*1*
Toluene-d8 (Surr)	*93*		*67 - 125*		*02/19/13 00:43*	*1*
Dibromofluoromethane (Surr)	*89*		*37 - 132*		*02/19/13 00:43*	*1*

Lab Sample ID: LCS 240-75692/5
Matrix: Solid
Analysis Batch: 75692

Client Sample ID: Lab Control Sample
Prep Type: Total/NA

Analyte	Spike Added	LCS Result	LCS Qualifier	Unit	D	%Rec	%Rec. Limits
Acetone	50.0	44.1		ug/Kg		88	41 - 137
Benzene	25.0	24.5		ug/Kg		98	79 - 112
Dichlorobromomethane	25.0	26.3		ug/Kg		105	84 - 122
Bromoform	25.0	25.9		ug/Kg		104	62 - 133
Bromomethane	25.0	24.4		ug/Kg		97	42 - 136
2-Butanone (MEK)	50.0	40.1		ug/Kg		80	52 - 131

Method: 8260B - Volatile Organic Compounds (GC/MS) (Continued)

Lab Sample ID: LCS 240-75692/5
Matrix: Solid
Analysis Batch: 75692

Client Sample ID: Lab Control Sample
Prep Type: Total/NA

Analyte	Spike Added	LCS Result	LCS Qualifier	Unit	D	%Rec	%Rec. Limits
Carbon disulfide	25.0	25.8		ug/Kg		103	62 - 146
Carbon tetrachloride	25.0	27.3		ug/Kg		109	71 - 129
Chlorobenzene	25.0	24.4		ug/Kg		98	78 - 110
Chloroethane	25.0	24.2		ug/Kg		97	58 - 117
Chloroform	25.0	24.4		ug/Kg		97	77 - 114
Chloromethane	25.0	21.4		ug/Kg		85	50 - 110
1,1-Dichloroethane	25.0	24.5		ug/Kg		98	76 - 115
1,2-Dichloroethane	25.0	22.7		ug/Kg		91	72 - 120
1,1-Dichloroethene	25.0	25.8		ug/Kg		103	75 - 135
1,2-Dichloropropane	25.0	24.5		ug/Kg		98	87 - 113
cis-1,3-Dichloropropene	25.0	25.8		ug/Kg		103	74 - 128
trans-1,3-Dichloropropene	25.0	25.8		ug/Kg		103	73 - 131
Ethylbenzene	25.0	25.2		ug/Kg		101	79 - 117
2-Hexanone	50.0	43.5		ug/Kg		87	64 - 136
Methylene Chloride	25.0	27.8		ug/Kg		111	75 - 118
4-Methyl-2-pentanone (MIBK)	50.0	46.0		ug/Kg		92	67 - 135
Styrene	25.0	26.9		ug/Kg		108	87 - 117
1,1,2,2-Tetrachloroethane	25.0	23.4		ug/Kg		94	77 - 123
Tetrachloroethene	25.0	25.6		ug/Kg		102	79 - 114
Toluene	25.0	24.2		ug/Kg		97	75 - 111
Trichloroethene	25.0	26.0		ug/Kg		104	79 - 113
Vinyl chloride	25.0	24.2		ug/Kg		97	57 - 114
Xylenes, Total	75.0	78.2		ug/Kg		104	80 - 118
1,1,1-Trichloroethane	25.0	27.2		ug/Kg		109	77 - 126
1,1,2-Trichloroethane	25.0	24.8		ug/Kg		99	83 - 112
Cyclohexane	25.0	23.8		ug/Kg		95	66 - 110
1,2-Dibromo-3-Chloropropane	25.0	28.7		ug/Kg		115	61 - 132
Ethylene Dibromide	25.0	24.7		ug/Kg		99	83 - 117
Dichlorodifluoromethane	25.0	18.5		ug/Kg		74	26 - 113
cis-1,2-Dichloroethene	25.0	24.4		ug/Kg		98	76 - 113
trans-1,2-Dichloroethene	25.0	25.6		ug/Kg		103	78 - 117
Isopropylbenzene	25.0	27.1		ug/Kg		108	76 - 122
Methyl acetate	25.0	21.7		ug/Kg		87	57 - 130
Methyl tert-butyl ether	25.0	25.4		ug/Kg		101	49 - 165
1,1,2-Trichloro-1,2,2-trifluoroethane	25.0	27.6		ug/Kg		110	82 - 138
1,2,4-Trichlorobenzene	25.0	27.5		ug/Kg		110	64 - 124
1,2-Dichlorobenzene	25.0	24.5		ug/Kg		98	76 - 110
1,3-Dichlorobenzene	25.0	24.7		ug/Kg		99	78 - 111
1,4-Dichlorobenzene	25.0	23.7		ug/Kg		95	75 - 110
Trichlorofluoromethane	25.0	27.2		ug/Kg		109	57 - 146
Chlorodibromomethane	25.0	26.0		ug/Kg		104	72 - 127
Methylcyclohexane	25.0	26.3		ug/Kg		105	70 - 126
m-Xylene & p-Xylene	50.0	51.5		ug/Kg		103	80 - 117
o-Xylene	25.0	26.7		ug/Kg		107	80 - 120

Surrogate	*LCS %Recovery*	*LCS Qualifier*	*Limits*
1,2-Dichloroethane-d4 (Surr)	*80*		*58 - 123*

Method: 8260B - Volatile Organic Compounds (GC/MS) (Continued)

Lab Sample ID: LCS 240-75692/5
Matrix: Solid
Analysis Batch: 75692

Client Sample ID: Lab Control Sample
Prep Type: Total/NA

Surrogate	LCS %Recovery	LCS Qualifier	Limits
4-Bromofluorobenzene (Surr)	*89*		*52 - 136*
Toluene-d8 (Surr)	*90*		*67 - 125*
Dibromofluoromethane (Surr)	*87*		*37 - 132*

Method: 8270C - Semivolatile Organic Compounds (GC/MS)

Lab Sample ID: MB 240-75646/20-A
Matrix: Solid
Analysis Batch: 75889

Client Sample ID: Method Blank
Prep Type: Total/NA
Prep Batch: 75646

Analyte	MB Result	MB Qualifier	RL	MDL	Unit	D	Prepared	Analyzed	Dil Fac
1,1'-Biphenyl	50	U	50	27	ug/Kg		02/18/13 12:10	02/20/13 12:52	1
2,2'-oxybis[1-chloropropane]	100	U	100	9.5	ug/Kg		02/18/13 12:10	02/20/13 12:52	1
2,4,5-Trichlorophenol	150	U	150	25	ug/Kg		02/18/13 12:10	02/20/13 12:52	1
2,4,6-Trichlorophenol	150	U	150	80	ug/Kg		02/18/13 12:10	02/20/13 12:52	1
2,4-Dichlorophenol	150	U	150	20	ug/Kg		02/18/13 12:10	02/20/13 12:52	1
2,4-Dimethylphenol	150	U	150	20	ug/Kg		02/18/13 12:10	02/20/13 12:52	1
2,4-Dinitrophenol	330	U	330	80	ug/Kg		02/18/13 12:10	02/20/13 12:52	1
2,4-Dinitrotoluene	200	U	200	27	ug/Kg		02/18/13 12:10	02/20/13 12:52	1
2,6-Dinitrotoluene	200	U	200	21	ug/Kg		02/18/13 12:10	02/20/13 12:52	1
2-Chloronaphthalene	50	U	50	3.3	ug/Kg		02/18/13 12:10	02/20/13 12:52	1
2-Chlorophenol	50	U	50	27	ug/Kg		02/18/13 12:10	02/20/13 12:52	1
2-Methylnaphthalene	6.7	U	6.7	3.3	ug/Kg		02/18/13 12:10	02/20/13 12:52	1
2-Methylphenol	200	U	200	80	ug/Kg		02/18/13 12:10	02/20/13 12:52	1
2-Nitroaniline	200	U	200	9.1	ug/Kg		02/18/13 12:10	02/20/13 12:52	1
2-Nitrophenol	50	U	50	27	ug/Kg		02/18/13 12:10	02/20/13 12:52	1
3,3'-Dichlorobenzidine	100	U	100	18	ug/Kg		02/18/13 12:10	02/20/13 12:52	1
3-Nitroaniline	200	U	200	16	ug/Kg		02/18/13 12:10	02/20/13 12:52	1
4,6-Dinitro-2-methylphenol	150	U	150	80	ug/Kg		02/18/13 12:10	02/20/13 12:52	1
4-Bromophenyl phenyl ether	50	U	50	13	ug/Kg		02/18/13 12:10	02/20/13 12:52	1
4-Chloro-3-methylphenol	150	U	150	21	ug/Kg		02/18/13 12:10	02/20/13 12:52	1
4-Chloroaniline	150	U	150	17	ug/Kg		02/18/13 12:10	02/20/13 12:52	1
4-Chlorophenyl phenyl ether	50	U	50	13	ug/Kg		02/18/13 12:10	02/20/13 12:52	1
4-Nitroaniline	200	U	200	26	ug/Kg		02/18/13 12:10	02/20/13 12:52	1
4-Nitrophenol	330	U	330	80	ug/Kg		02/18/13 12:10	02/20/13 12:52	1
Acenaphthene	6.7	U	6.7	3.3	ug/Kg		02/18/13 12:10	02/20/13 12:52	1
Acenaphthylene	6.7	U	6.7	3.3	ug/Kg		02/18/13 12:10	02/20/13 12:52	1
Acetophenone	100	U	100	9.2	ug/Kg		02/18/13 12:10	02/20/13 12:52	1
Anthracene	6.7	U	6.7	3.3	ug/Kg		02/18/13 12:10	02/20/13 12:52	1
Atrazine	200	U	200	9.1	ug/Kg		02/18/13 12:10	02/20/13 12:52	1
Benzaldehyde	100	U	100	12	ug/Kg		02/18/13 12:10	02/20/13 12:52	1
Benzo[a]anthracene	6.7	U	6.7	3.3	ug/Kg		02/18/13 12:10	02/20/13 12:52	1
Benzo[a]pyrene	6.7	U	6.7	3.3	ug/Kg		02/18/13 12:10	02/20/13 12:52	1
Benzo[b]fluoranthene	6.7	U	6.7	3.3	ug/Kg		02/18/13 12:10	02/20/13 12:52	1
Benzo[g,h,i]perylene	6.7	U	6.7	3.3	ug/Kg		02/18/13 12:10	02/20/13 12:52	1
Benzo[k]fluoranthene	6.7	U	6.7	3.3	ug/Kg		02/18/13 12:10	02/20/13 12:52	1
Bis(2-chloroethoxy)methane	100	U	100	22	ug/Kg		02/18/13 12:10	02/20/13 12:52	1
Bis(2-chloroethyl)ether	100	U	100	2.0	ug/Kg		02/18/13 12:10	02/20/13 12:52	1

Method: 8270C - Semivolatile Organic Compounds (GC/MS) (Continued)

Lab Sample ID: MB 240-75646/20-A
Matrix: Solid
Analysis Batch: 75889

Client Sample ID: Method Blank
Prep Type: Total/NA
Prep Batch: 75646

Analyte	MB Result	MB Qualifier	RL	MDL	Unit	D	Prepared	Analyzed	Dil Fac
Bis(2-ethylhexyl) phthalate	50	U	50	19	ug/Kg		02/18/13 12:10	02/20/13 12:52	1
Butyl benzyl phthalate	50	U	50	10	ug/Kg		02/18/13 12:10	02/20/13 12:52	1
Caprolactam	330	U	330	37	ug/Kg		02/18/13 12:10	02/20/13 12:52	1
Carbazole	50	U	50	27	ug/Kg		02/18/13 12:10	02/20/13 12:52	1
Chrysene	6.7	U	6.7	1.1	ug/Kg		02/18/13 12:10	02/20/13 12:52	1
Dibenz(a,h)anthracene	6.7	U	6.7	3.3	ug/Kg		02/18/13 12:10	02/20/13 12:52	1
Dibenzofuran	50	U	50	3.3	ug/Kg		02/18/13 12:10	02/20/13 12:52	1
Diethyl phthalate	50	U	50	16	ug/Kg		02/18/13 12:10	02/20/13 12:52	1
Dimethyl phthalate	50	U	50	17	ug/Kg		02/18/13 12:10	02/20/13 12:52	1
Di-n-butyl phthalate	50	U	50	15	ug/Kg		02/18/13 12:10	02/20/13 12:52	1
Di-n-octyl phthalate	50	U	50	27	ug/Kg		02/18/13 12:10	02/20/13 12:52	1
Fluoranthene	6.7	U	6.7	3.3	ug/Kg		02/18/13 12:10	02/20/13 12:52	1
Fluorene	6.7	U	6.7	3.3	ug/Kg		02/18/13 12:10	02/20/13 12:52	1
Hexachlorobenzene	6.7	U	6.7	2.1	ug/Kg		02/18/13 12:10	02/20/13 12:52	1
Hexachlorobutadiene	50	U	50	27	ug/Kg		02/18/13 12:10	02/20/13 12:52	1
Hexachlorocyclopentadiene	330	U	330	27	ug/Kg		02/18/13 12:10	02/20/13 12:52	1
Hexachloroethane	50	U	50	9.0	ug/Kg		02/18/13 12:10	02/20/13 12:52	1
Indeno[1,2,3-cd]pyrene	6.7	U	6.7	3.3	ug/Kg		02/18/13 12:10	02/20/13 12:52	1
Isophorone	50	U	50	13	ug/Kg		02/18/13 12:10	02/20/13 12:52	1
Naphthalene	6.7	U	6.7	3.3	ug/Kg		02/18/13 12:10	02/20/13 12:52	1
Nitrobenzene	100	U	100	2.2	ug/Kg		02/18/13 12:10	02/20/13 12:52	1
N-Nitrosodi-n-propylamine	50	U	50	27	ug/Kg		02/18/13 12:10	02/20/13 12:52	1
N-Nitrosodiphenylamine	50	U	50	21	ug/Kg		02/18/13 12:10	02/20/13 12:52	1
Pentachlorophenol	150	U	150	80	ug/Kg		02/18/13 12:10	02/20/13 12:52	1
Phenol	50	U	50	27	ug/Kg		02/18/13 12:10	02/20/13 12:52	1
Phenanthrene	6.7	U	6.7	3.3	ug/Kg		02/18/13 12:10	02/20/13 12:52	1
Pyrene	6.7	U	6.7	3.3	ug/Kg		02/18/13 12:10	02/20/13 12:52	1
3 & 4 Methylphenol	400	U	400	20	ug/Kg		02/18/13 12:10	02/20/13 12:52	1

Surrogate	*MB %Recovery*	*MB Qualifier*	*Limits*	*Prepared*	*Analyzed*	*Dil Fac*
2-Fluorobiphenyl (Surr)	*73*		*24 - 110*	*02/18/13 12:10*	*02/20/13 12:52*	*1*
2-Fluorophenol (Surr)	*67*		*24 - 110*	*02/18/13 12:10*	*02/20/13 12:52*	*1*
2,4,6-Tribromophenol (Surr)	*46*		*10 - 110*	*02/18/13 12:10*	*02/20/13 12:52*	*1*
Nitrobenzene-d5 (Surr)	*77*		*20 - 110*	*02/18/13 12:10*	*02/20/13 12:52*	*1*
Phenol-d5 (Surr)	*64*		*26 - 110*	*02/18/13 12:10*	*02/20/13 12:52*	*1*
Terphenyl-d14 (Surr)	*92*		*36 - 110*	*02/18/13 12:10*	*02/20/13 12:52*	*1*

Lab Sample ID: LCS 240-75646/21-A
Matrix: Solid
Analysis Batch: 76148

Client Sample ID: Lab Control Sample
Prep Type: Total/NA
Prep Batch: 75646

Analyte	Spike Added	LCS Result	LCS Qualifier	Unit	D	%Rec	%Rec. Limits
1,1'-Biphenyl	667	509		ug/Kg		76	35 - 110
2,2'-oxybis[1-chloropropane]	667	501		ug/Kg		75	29 - 110
2,4,5-Trichlorophenol	667	442		ug/Kg		66	25 - 110
2,4,6-Trichlorophenol	667	432		ug/Kg		65	12 - 110
2,4-Dichlorophenol	667	430		ug/Kg		65	39 - 110
2,4-Dimethylphenol	667	290		ug/Kg		44	29 - 110

Method: 8270C - Semivolatile Organic Compounds (GC/MS) (Continued)

Lab Sample ID: LCS 240-75646/21-A
Matrix: Solid
Analysis Batch: 76148

Client Sample ID: Lab Control Sample
Prep Type: Total/NA
Prep Batch: 75646

Analyte	Spike Added	LCS Result	LCS Qualifier	Unit	D	%Rec	%Rec. Limits
2,4-Dinitrophenol	667	343		ug/Kg		52	10 - 110
2,4-Dinitrotoluene	667	537		ug/Kg		81	48 - 110
2,6-Dinitrotoluene	667	569		ug/Kg		85	45 - 110
2-Chloronaphthalene	667	509		ug/Kg		76	32 - 110
2-Chlorophenol	667	430		ug/Kg		64	37 - 110
2-Methylnaphthalene	667	542		ug/Kg		81	36 - 110
2-Methylphenol	667	417		ug/Kg		63	41 - 110
2-Nitroaniline	667	557		ug/Kg		84	45 - 110
2-Nitrophenol	667	432		ug/Kg		65	34 - 110
3,3'-Dichlorobenzidine	667	388		ug/Kg		58	28 - 110
3-Nitroaniline	667	463		ug/Kg		69	44 - 110
4,6-Dinitro-2-methylphenol	667	255		ug/Kg		38	10 - 110
4-Bromophenyl phenyl ether	667	518		ug/Kg		78	39 - 110
4-Chloro-3-methylphenol	667	432		ug/Kg		65	48 - 110
4-Chloroaniline	667	357		ug/Kg		54	30 - 110
4-Chlorophenyl phenyl ether	667	501		ug/Kg		75	40 - 110
4-Nitroaniline	667	504		ug/Kg		76	48 - 110
4-Nitrophenol	667	445		ug/Kg		67	28 - 110
Acenaphthene	667	529		ug/Kg		79	38 - 110
Acenaphthylene	667	562		ug/Kg		84	40 - 110
Acetophenone	667	529		ug/Kg		79	40 - 110
Anthracene	667	588		ug/Kg		88	48 - 110
Atrazine	667	803		ug/Kg		120	66 - 127
Benzaldehyde	667	543		ug/Kg		81	32 - 110
Benzo[a]anthracene	667	547		ug/Kg		82	50 - 110
Benzo[a]pyrene	667	509		ug/Kg		76	44 - 110
Benzo[b]fluoranthene	667	537		ug/Kg		80	43 - 110
Benzo[g,h,i]perylene	667	548		ug/Kg		82	51 - 110
Benzo[k]fluoranthene	667	516		ug/Kg		77	38 - 105
Bis(2-chloroethoxy)methane	667	502		ug/Kg		75	32 - 110
Bis(2-chloroethyl)ether	667	514		ug/Kg		77	34 - 110
Bis(2-ethylhexyl) phthalate	667	586		ug/Kg		88	50 - 110
Butyl benzyl phthalate	667	592		ug/Kg		89	51 - 110
Caprolactam	667	685		ug/Kg		103	44 - 114
Carbazole	667	568		ug/Kg		85	50 - 110
Chrysene	667	602		ug/Kg		90	50 - 110
Dibenz(a,h)anthracene	667	593		ug/Kg		89	51 - 110
Dibenzofuran	667	544		ug/Kg		82	43 - 110
Diethyl phthalate	667	537		ug/Kg		81	52 - 110
Dimethyl phthalate	667	543		ug/Kg		81	50 - 110
Di-n-butyl phthalate	667	580		ug/Kg		87	51 - 110
Di-n-octyl phthalate	667	556		ug/Kg		83	48 - 110
Fluoranthene	667	570		ug/Kg		86	51 - 110
Fluorene	667	545		ug/Kg		82	46 - 110
Hexachlorobenzene	667	526		ug/Kg		79	43 - 110
Hexachlorobutadiene	667	478		ug/Kg		72	29 - 110
Hexachlorocyclopentadiene	667	168	J	ug/Kg		25	12 - 110
Hexachloroethane	667	464		ug/Kg		70	30 - 110

Method: 8270C - Semivolatile Organic Compounds (GC/MS) (Continued)

Lab Sample ID: LCS 240-75646/21-A
Matrix: Solid
Analysis Batch: 76148

Client Sample ID: Lab Control Sample
Prep Type: Total/NA
Prep Batch: 75646

Analyte	Spike Added	LCS Result	LCS Qualifier	Unit	D	%Rec	%Rec. Limits
Indeno[1,2,3-cd]pyrene	667	552		ug/Kg		83	50 - 110
Isophorone	667	526		ug/Kg		79	36 - 110
Naphthalene	667	532		ug/Kg		80	36 - 110
Nitrobenzene	667	520		ug/Kg		78	32 - 110
N-Nitrosodi-n-propylamine	667	495		ug/Kg		74	38 - 110
N-Nitrosodiphenylamine	667	491		ug/Kg		74	46 - 110
Pentachlorophenol	667	357		ug/Kg		54	10 - 110
Phenol	667	441		ug/Kg		66	38 - 110
Phenanthrene	667	555		ug/Kg		83	49 - 110
Pyrene	667	555		ug/Kg		83	49 - 110
3 & 4 Methylphenol	1330	856		ug/Kg		64	40 - 110

Surrogate	*LCS %Recovery*	*LCS Qualifier*	*Limits*
2-Fluorobiphenyl (Surr)	*70*		*24 - 110*
2-Fluorophenol (Surr)	*67*		*24 - 110*
2,4,6-Tribromophenol (Surr)	*55*		*10 - 110*
Nitrobenzene-d5 (Surr)	*78*		*20 - 110*
Phenol-d5 (Surr)	*64*		*26 - 110*
Terphenyl-d14 (Surr)	*83*		*36 - 110*

Lab Sample ID: 240-21082-29 MS
Matrix: Solid
Analysis Batch: 75889

Client Sample ID: S-021413-SM-072
Prep Type: Total/NA
Prep Batch: 75646

Analyte	Sample Result	Sample Qualifier	Spike Added	MS Result	MS Qualifier	Unit	D	%Rec	%Rec. Limits
1,1'-Biphenyl	360	U	719	561		ug/Kg	☼	78	32 - 110
2,2'-oxybis[1-chloropropane]	720	U	719	562	J	ug/Kg	☼	78	11 - 110
2,4,5-Trichlorophenol	1100	U	719	295	J	ug/Kg	☼	41	10 - 117
2,4,6-Trichlorophenol	1100	U	719	1100	U F	ug/Kg	☼	0	10 - 110
2,4-Dichlorophenol	1100	U	719	425	J	ug/Kg	☼	59	10 - 110
2,4-Dimethylphenol	1100	U	719	445	J	ug/Kg	☼	62	10 - 110
2,4-Dinitrophenol	2400	U	719	2400	U F	ug/Kg	☼	0	10 - 110
2,4-Dinitrotoluene	1400	U	719	566	J	ug/Kg	☼	79	32 - 110
2,6-Dinitrotoluene	1400	U	719	622	J	ug/Kg	☼	87	35 - 110
2-Chloronaphthalene	360	U	719	514		ug/Kg	☼	71	28 - 110
2-Chlorophenol	360	U	719	457		ug/Kg	☼	64	10 - 110
2-Methylnaphthalene	110		719	690		ug/Kg	☼	81	10 - 133
2-Methylphenol	1400	U	719	1400	U F	ug/Kg	☼	0	24 - 110
2-Nitroaniline	1400	U	719	532	J	ug/Kg	☼	74	39 - 110
2-Nitrophenol	360	U	719	458		ug/Kg	☼	64	10 - 110
3,3'-Dichlorobenzidine	720	U	719	720	U F	ug/Kg	☼	0	10 - 110
3-Nitroaniline	1400	U	719	505	J	ug/Kg	☼	70	10 - 110
4,6-Dinitro-2-methylphenol	1100	U	719	1100	U F	ug/Kg	☼	0	10 - 110
4-Bromophenyl phenyl ether	360	U	719	496		ug/Kg	☼	69	33 - 110
4-Chloro-3-methylphenol	1100	U	719	433	J	ug/Kg	☼	60	25 - 110
4-Chloroaniline	1100	U	719	375	J	ug/Kg	☼	52	10 - 110
4-Chlorophenyl phenyl ether	360	U	719	522		ug/Kg	☼	73	32 - 110
4-Nitroaniline	1400	U	719	609	J	ug/Kg	☼	85	10 - 110

Method: 8270C - Semivolatile Organic Compounds (GC/MS) (Continued)

Lab Sample ID: 240-21082-29 MS
Matrix: Solid
Analysis Batch: 75889

Client Sample ID: S-021413-SM-072
Prep Type: Total/NA
Prep Batch: 75646

Analyte	Sample Result	Sample Qualifier	Spike Added	MS Result	MS Qualifier	Unit	D	%Rec	%Rec. Limits
4-Nitrophenol	2400	U	719	2400	U F	ug/Kg	☼	0	10 - 113
Acenaphthene	570		719	1270		ug/Kg	☼	97	22 - 110
Acenaphthylene	48	U	719	593		ug/Kg	☼	82	24 - 110
Acetophenone	720	U	719	563	J	ug/Kg	☼	78	31 - 110
Anthracene	1000		719	1910	F	ug/Kg	☼	123	20 - 110
Atrazine	1400	U	719	787	J	ug/Kg	☼	109	45 - 118
Benzaldehyde	720	U	719	599	J	ug/Kg	☼	83	23 - 110
Benzo[a]anthracene	3100		719	4900	4	ug/Kg	☼	246	10 - 122
Benzo[a]pyrene	3100		719	4620	4	ug/Kg	☼	210	10 - 110
Benzo[b]fluoranthene	4700		719	6790	4	ug/Kg	☼	286	12 - 118
Benzo[g,h,i]perylene	1700		719	2670	F	ug/Kg	☼	129	10 - 117
Benzo[k]fluoranthene	2000		719	2980	F	ug/Kg	☼	140	10 - 121
Bis(2-chloroethoxy)methane	720	U	719	544	J	ug/Kg	☼	76	26 - 110
Bis(2-chloroethyl)ether	720	U	719	569	J	ug/Kg	☼	79	21 - 110
Bis(2-ethylhexyl) phthalate	310	J	719	899		ug/Kg	☼	83	40 - 110
Butyl benzyl phthalate	360	U	719	677		ug/Kg	☼	94	44 - 110
Caprolactam	2400	U	719	745	J	ug/Kg	☼	104	10 - 134
Carbazole	690		719	1400		ug/Kg	☼	100	34 - 110
Chrysene	3700		719	5590	4	ug/Kg	☼	268	10 - 125
Dibenz(a,h)anthracene	48	U	719	48	U F	ug/Kg	☼	0	14 - 113
Dibenzofuran	260	J	719	870		ug/Kg	☼	85	29 - 110
Diethyl phthalate	360	U	719	568		ug/Kg	☼	79	42 - 110
Dimethyl phthalate	360	U	719	581		ug/Kg	☼	81	41 - 110
Di-n-butyl phthalate	360	U	719	615		ug/Kg	☼	86	43 - 110
Di-n-octyl phthalate	360	U	719	882	F	ug/Kg	☼	123	24 - 119
Fluoranthene	7800		719	10800	4	ug/Kg	☼	416	10 - 110
Fluorene	460		719	1110		ug/Kg	☼	90	23 - 110
Hexachlorobenzene	48	U	719	470		ug/Kg	☼	65	34 - 110
Hexachlorobutadiene	360	U	719	482		ug/Kg	☼	67	25 - 110
Hexachlorocyclopentadiene	2400	U	719	2400	U F	ug/Kg	☼	0	10 - 110
Hexachloroethane	360	U	719	375		ug/Kg	☼	52	12 - 110
Indeno[1,2,3-cd]pyrene	1600		719	2590	F	ug/Kg	☼	138	10 - 114
Isophorone	360	U	719	552		ug/Kg	☼	77	29 - 110
Naphthalene	100		719	696		ug/Kg	☼	82	10 - 111
Nitrobenzene	720	U	719	534	J	ug/Kg	☼	74	23 - 110
N-Nitrosodi-n-propylamine	360	U	719	532		ug/Kg	☼	74	26 - 110
N-Nitrosodiphenylamine	360	U	719	528		ug/Kg	☼	73	22 - 110
Pentachlorophenol	1100	U	719	590	J	ug/Kg	☼	82	10 - 110
Phenol	360	U	719	490		ug/Kg	☼	68	17 - 110
Phenanthrene	4500		719	6340	4	ug/Kg	☼	260	10 - 166
Pyrene	5800		719	8240	4	ug/Kg	☼	341	10 - 147
3 & 4 Methylphenol	2900	U	1440	944	J	ug/Kg	☼	66	25 - 110

Surrogate	*MS %Recovery*	*MS Qualifier*	*Limits*
2-Fluorobiphenyl (Surr)	*70*		*24 - 110*
2-Fluorophenol (Surr)	*66*		*24 - 110*
2,4,6-Tribromophenol (Surr)	*35*		*10 - 110*
Nitrobenzene-d5 (Surr)	*78*		*20 - 110*

Method: 8270C - Semivolatile Organic Compounds (GC/MS) (Continued)

Lab Sample ID: 240-21082-29 MS
Matrix: Solid
Analysis Batch: 75889

Client Sample ID: S-021413-SM-072
Prep Type: Total/NA
Prep Batch: 75646

Surrogate	MS %Recovery	MS Qualifier	Limits
Phenol-d5 (Surr)	*67*		*26 - 110*
Terphenyl-d14 (Surr)	*81*		*36 - 110*

Lab Sample ID: 240-21082-29 MSD
Matrix: Solid
Analysis Batch: 75889

Client Sample ID: S-021413-SM-072
Prep Type: Total/NA
Prep Batch: 75646

Analyte	Sample Result	Sample Qualifier	Spike Added	MSD Result	MSD Qualifier	Unit	D	%Rec	%Rec. Limits	RPD	RPD Limit
1,1'-Biphenyl	360	U	727	2960	F	ug/Kg	☼	407	32 - 110	136	32
2,2'-oxybis[1-chloropropane]	720	U	719	616	J	ug/Kg	☼	86	11 - 110	9	42
2,4,5-Trichlorophenol	1100	U	719	425	J	ug/Kg	☼	59	10 - 117	36	99
2,4,6-Trichlorophenol	1100	U	719	1100	U F	ug/Kg	☼	0	10 - 110	NC	38
2,4-Dichlorophenol	1100	U	719	456	J	ug/Kg	☼	63	10 - 110	7	34
2,4-Dimethylphenol	1100	U	719	665	J F	ug/Kg	☼	92	10 - 110	40	31
2,4-Dinitrophenol	2400	U	719	2400	U F	ug/Kg	☼	0	10 - 110	NC	99
2,4-Dinitrotoluene	1400	U	719	1400	U F	ug/Kg	☼	0	32 - 110	NC	30
2,6-Dinitrotoluene	1400	U	719	646	J	ug/Kg	☼	90	35 - 110	4	30
2-Chloronaphthalene	360	U	719	537		ug/Kg	☼	75	28 - 110	4	30
2-Chlorophenol	360	U	719	488		ug/Kg	☼	68	10 - 110	7	47
2-Methylnaphthalene	110		719	11200	F	ug/Kg	☼	1544	10 - 133	177	42
2-Methylphenol	1400	U	719	630	J	ug/Kg	☼	88	24 - 110	NC	51
2-Nitroaniline	1400	U	719	625	J	ug/Kg	☼	87	39 - 110	16	31
2-Nitrophenol	360	U	719	496		ug/Kg	☼	69	10 - 110	8	49
3,3'-Dichlorobenzidine	720	U	719	720	U F	ug/Kg	☼	0	10 - 110	NC	56
3-Nitroaniline	1400	U	719	508	J	ug/Kg	☼	71	10 - 110	1	30
4,6-Dinitro-2-methylphenol	1100	U	719	1100	U F	ug/Kg	☼	0	10 - 110	NC	55
4-Bromophenyl phenyl ether	360	U	719	360	U F	ug/Kg	☼	0	33 - 110	NC	30
4-Chloro-3-methylphenol	1100	U	719	468	J	ug/Kg	☼	65	25 - 110	8	54
4-Chloroaniline	1100	U	719	325	J	ug/Kg	☼	45	10 - 110	14	36
4-Chlorophenyl phenyl ether	360	U	719	527		ug/Kg	☼	73	32 - 110	1	30
4-Nitroaniline	1400	U	719	1920	F	ug/Kg	☼	266	10 - 110	104	48
4-Nitrophenol	2400	U	719	2400	U F	ug/Kg	☼	0	10 - 113	NC	49
Acenaphthene	570		719	29200	E F	ug/Kg	☼	3984	22 - 110	183	99
Acenaphthylene	48	U	719	1150	F	ug/Kg	☼	159	24 - 110	64	99
Acetophenone	720	U	727	745		ug/Kg	☼	103	31 - 110	28	43
Anthracene	1000		719	24700	E F	ug/Kg	☼	3297	20 - 110	171	99
Atrazine	1400	U	727	802	J	ug/Kg	☼	110	45 - 118	2	30
Benzaldehyde	720	U	727	1200	F	ug/Kg	☼	165	23 - 110	67	42
Benzo[a]anthracene	3100		719	155000	E 4 F	ug/Kg	☼	21052	10 - 122	188	99
Benzo[a]pyrene	3100		719	57100	E 4 F	ug/Kg	☼	7498	10 - 110	170	99
Benzo[b]fluoranthene	4700		719	68700	E 4 F	ug/Kg	☼	8886	12 - 118	164	99
Benzo[g,h,i]perylene	1700		719	32300	E F	ug/Kg	☼	4246	10 - 117	169	99
Benzo[k]fluoranthene	2000		719	58100	E F	ug/Kg	☼	7805	10 - 121	181	99
Bis(2-chloroethoxy)methane	720	U	719	573	J	ug/Kg	☼	80	26 - 110	5	37
Bis(2-chloroethyl)ether	720	U	719	607	J	ug/Kg	☼	84	21 - 110	7	55
Bis(2-ethylhexyl) phthalate	310	J	719	8050	F	ug/Kg	☼	1077	40 - 110	160	30
Butyl benzyl phthalate	360	U	719	360	U F	ug/Kg	☼	0	44 - 110	NC	30
Caprolactam	2400	U	727	775	J	ug/Kg	☼	107	10 - 134	4	32

Method: 8270C - Semivolatile Organic Compounds (GC/MS) (Continued)

Lab Sample ID: 240-21082-29 MSD
Matrix: Solid
Analysis Batch: 75889

Client Sample ID: S-021413-SM-072
Prep Type: Total/NA
Prep Batch: 75646

Analyte	Sample Result	Sample Qualifier	Spike Added	MSD Result	MSD Qualifier	Unit	D	%Rec	%Rec. Limits	RPD	RPD Limit
Carbazole	690		719	24200	E F	ug/Kg	☼	3263	34 - 110	178	30
Chrysene	3700		719	29600	E 4 F	ug/Kg	☼	3608	10 - 125	136	99
Dibenz(a,h)anthracene	48	U	719	16800	E F	ug/Kg	☼	2332	14 - 113	NC	99
Dibenzofuran	260	J	719	17000	E F	ug/Kg	☼	2332	29 - 110	181	30
Diethyl phthalate	360	U	719	601		ug/Kg	☼	84	42 - 110	6	30
Dimethyl phthalate	360	U	719	7710	F	ug/Kg	☼	1071	41 - 110	172	30
Di-n-butyl phthalate	360	U	719	967	F	ug/Kg	☼	134	43 - 110	44	30
Di-n-octyl phthalate	360	U	719	1910	F	ug/Kg	☼	265	24 - 119	73	30
Fluoranthene	7800		719	55300	E 4 F	ug/Kg	☼	6593	10 - 110	134	99
Fluorene	460		719	25900	E F	ug/Kg	☼	3538	23 - 110	184	99
Hexachlorobenzene	48	U	719	554		ug/Kg	☼	77	34 - 110	16	30
Hexachlorobutadiene	360	U	719	527		ug/Kg	☼	73	25 - 110	9	34
Hexachlorocyclopentadiene	2400	U	719	2400	U F	ug/Kg	☼	0	10 - 110	NC	79
Hexachloroethane	360	U	719	380		ug/Kg	☼	53	12 - 110	1	50
Indeno[1,2,3-cd]pyrene	1600		719	31000	E F	ug/Kg	☼	4093	10 - 114	169	99
Isophorone	360	U	719	603		ug/Kg	☼	84	29 - 110	9	38
Naphthalene	100		719	10900	F	ug/Kg	☼	1503	10 - 111	176	99
Nitrobenzene	720	U	719	596	J	ug/Kg	☼	83	23 - 110	11	41
N-Nitrosodi-n-propylamine	360	U	719	583		ug/Kg	☼	81	26 - 110	9	42
N-Nitrosodiphenylamine	360	U	719	360	U F	ug/Kg	☼	0	22 - 110	NC	30
Pentachlorophenol	1100	U	719	923	J F	ug/Kg	☼	128	10 - 110	44	50
Phenol	360	U	719	697		ug/Kg	☼	97	17 - 110	35	53
Phenanthrene	4500		719	42200	E 4 F	ug/Kg	☼	5242	10 - 166	148	99
Pyrene	5800		719	70200	E 4 F	ug/Kg	☼	8953	10 - 147	158	99
3 & 4 Methylphenol	2900	U	1440	1390	J	ug/Kg	☼	97	25 - 110	38	50

Surrogate	*MSD %Recovery*	*MSD Qualifier*	*Limits*
2-Fluorobiphenyl (Surr)	*69*		*24 - 110*
2-Fluorophenol (Surr)	*72*		*24 - 110*
2,4,6-Tribromophenol (Surr)	*66*		*10 - 110*
Nitrobenzene-d5 (Surr)	*78*		*20 - 110*
Phenol-d5 (Surr)	*69*		*26 - 110*
Terphenyl-d14 (Surr)	*172*	*X*	*36 - 110*

Method: 8082 - Polychlorinated Biphenyls (PCBs) by Gas Chromatography

Lab Sample ID: MB 240-75613/20-A
Matrix: Solid
Analysis Batch: 75845

Client Sample ID: Method Blank
Prep Type: Total/NA
Prep Batch: 75613

Analyte	MB Result	MB Qualifier	RL	MDL	Unit	D	Prepared	Analyzed	Dil Fac
Aroclor-1016	33	U	33	21	ug/Kg		02/18/13 10:12	02/20/13 06:28	1
Aroclor-1221	33	U	33	16	ug/Kg		02/18/13 10:12	02/20/13 06:28	1
Aroclor-1232	33	U	33	14	ug/Kg		02/18/13 10:12	02/20/13 06:28	1
Aroclor-1242	33	U	33	13	ug/Kg		02/18/13 10:12	02/20/13 06:28	1
Aroclor-1248	33	U	33	17	ug/Kg		02/18/13 10:12	02/20/13 06:28	1
Aroclor-1254	33	U	33	17	ug/Kg		02/18/13 10:12	02/20/13 06:28	1
Aroclor-1260	33	U	33	17	ug/Kg		02/18/13 10:12	02/20/13 06:28	1

Method: 8082 - Polychlorinated Biphenyls (PCBs) by Gas Chromatography (Continued)

Lab Sample ID: MB 240-75613/20-A
Matrix: Solid
Analysis Batch: 75845

Client Sample ID: Method Blank
Prep Type: Total/NA
Prep Batch: 75613

Surrogate	MB %Recovery	MB Qualifier	Limits	Prepared	Analyzed	Dil Fac
Tetrachloro-m-xylene	83		29 - 151	02/18/13 10:12	02/20/13 06:28	1
DCB Decachlorobiphenyl	78		14 - 163	02/18/13 10:12	02/20/13 06:28	1

Lab Sample ID: LCS 240-75613/21-A
Matrix: Solid
Analysis Batch: 75845

Client Sample ID: Lab Control Sample
Prep Type: Total/NA
Prep Batch: 75613

Analyte	Spike Added	LCS Result	LCS Qualifier	Unit	D	%Rec	%Rec. Limits
Aroclor-1016	333	229		ug/Kg		69	62 - 120
Aroclor-1260	333	205		ug/Kg		62	56 - 122

Surrogate	LCS %Recovery	LCS Qualifier	Limits
Tetrachloro-m-xylene	66		29 - 151
DCB Decachlorobiphenyl	62		14 - 163

Lab Sample ID: 240-21082-29 MS
Matrix: Solid
Analysis Batch: 75845

Client Sample ID: S-021413-SM-072
Prep Type: Total/NA
Prep Batch: 75613

Analyte	Sample Result	Sample Qualifier	Spike Added	MS Result	MS Qualifier	Unit	D	%Rec	%Rec. Limits
Aroclor-1016	36	U	361	238		ug/Kg	☼	66	22 - 157
Aroclor-1260	36	U	361	225		ug/Kg	☼	62	13 - 161

Surrogate	MS %Recovery	MS Qualifier	Limits
Tetrachloro-m-xylene	79		29 - 151
DCB Decachlorobiphenyl	150		14 - 163

Lab Sample ID: 240-21082-29 MSD
Matrix: Solid
Analysis Batch: 75845

Client Sample ID: S-021413-SM-072
Prep Type: Total/NA
Prep Batch: 75613

Analyte	Sample Result	Sample Qualifier	Spike Added	MSD Result	MSD Qualifier	Unit	D	%Rec	%Rec. Limits	RPD	RPD Limit
Aroclor-1016	36	U	360	194		ug/Kg	☼	54	22 - 157	20	30
Aroclor-1260	36	U	360	205		ug/Kg	☼	57	13 - 161	9	30

Surrogate	MSD %Recovery	MSD Qualifier	Limits
Tetrachloro-m-xylene	73		29 - 151
DCB Decachlorobiphenyl	186	X	14 - 163

Method: 6010B - Metals (ICP)

Lab Sample ID: MB 240-75623/1-A
Matrix: Solid
Analysis Batch: 75857

Client Sample ID: Method Blank
Prep Type: Total/NA
Prep Batch: 75623

Analyte	MB Result	MB Qualifier	RL	MDL	Unit	D	Prepared	Analyzed	Dil Fac
Aluminum	20	U	20	9.6	mg/Kg		02/18/13 10:25	02/19/13 12:13	1

Method: 6010B - Metals (ICP) (Continued)

Lab Sample ID: MB 240-75623/1-A
Matrix: Solid
Analysis Batch: 75857

Client Sample ID: Method Blank
Prep Type: Total/NA
Prep Batch: 75623

Analyte	MB Result	MB Qualifier	RL	MDL	Unit	D	Prepared	Analyzed	Dil Fac
Antimony	1.0	U	1.0	0.39	mg/Kg		02/18/13 10:25	02/19/13 12:13	1
Barium	0.436	J	20	0.071	mg/Kg		02/18/13 10:25	02/19/13 12:13	1
Beryllium	0.50	U	0.50	0.043	mg/Kg		02/18/13 10:25	02/19/13 12:13	1
Calcium	17.8	J	500	16	mg/Kg		02/18/13 10:25	02/19/13 12:13	1
Cadmium	0.20	U	0.20	0.036	mg/Kg		02/18/13 10:25	02/19/13 12:13	1
Cobalt	5.0	U	5.0	0.16	mg/Kg		02/18/13 10:25	02/19/13 12:13	1
Chromium	0.50	U	0.50	0.20	mg/Kg		02/18/13 10:25	02/19/13 12:13	1
Copper	2.5	U	2.5	0.74	mg/Kg		02/18/13 10:25	02/19/13 12:13	1
Iron	5.56	J	10	4.9	mg/Kg		02/18/13 10:25	02/19/13 12:13	1
Potassium	6.94	J	500	6.2	mg/Kg		02/18/13 10:25	02/19/13 12:13	1
Magnesium	14.1	J	500	5.1	mg/Kg		02/18/13 10:25	02/19/13 12:13	1
Manganese	1.5	U	1.5	0.074	mg/Kg		02/18/13 10:25	02/19/13 12:13	1
Silver	0.50	U	0.50	0.10	mg/Kg		02/18/13 10:25	02/19/13 12:13	1
Sodium	500	U	500	66	mg/Kg		02/18/13 10:25	02/19/13 12:13	1
Nickel	4.0	U	4.0	0.27	mg/Kg		02/18/13 10:25	02/19/13 12:13	1
Vanadium	5.0	U	5.0	0.12	mg/Kg		02/18/13 10:25	02/19/13 12:13	1
Zinc	1.24	J	2.0	1.0	mg/Kg		02/18/13 10:25	02/19/13 12:13	1
Arsenic	1.0	U	1.0	0.30	mg/Kg		02/18/13 10:25	02/19/13 12:13	1
Lead	0.30	U	0.30	0.19	mg/Kg		02/18/13 10:25	02/19/13 12:13	1
Selenium	0.50	U	0.50	0.45	mg/Kg		02/18/13 10:25	02/19/13 12:13	1
Thallium	1.0	U	1.0	0.55	mg/Kg		02/18/13 10:25	02/19/13 12:13	1

Lab Sample ID: LCS 240-75623/2-A
Matrix: Solid
Analysis Batch: 75857

Client Sample ID: Lab Control Sample
Prep Type: Total/NA
Prep Batch: 75623

Analyte	Spike Added	LCS Result	LCS Qualifier	Unit	D	%Rec	%Rec. Limits
Aluminum	200	191		mg/Kg		96	80 - 120
Antimony	50.0	45.5		mg/Kg		91	80 - 120
Barium	200	194		mg/Kg		97	80 - 120
Beryllium	5.00	4.74		mg/Kg		95	80 - 120
Calcium	5000	4730		mg/Kg		95	80 - 120
Cadmium	5.00	4.85		mg/Kg		97	80 - 120
Cobalt	50.0	48.9		mg/Kg		98	80 - 120
Chromium	20.0	19.4		mg/Kg		97	80 - 120
Copper	25.0	24.3		mg/Kg		97	80 - 120
Iron	100	98.8		mg/Kg		99	80 - 120
Potassium	5000	4880		mg/Kg		98	80 - 120
Magnesium	5000	4740		mg/Kg		95	80 - 120
Manganese	50.0	49.7		mg/Kg		99	80 - 120
Silver	5.00	4.76		mg/Kg		95	80 - 120
Sodium	5000	4780		mg/Kg		96	80 - 120
Nickel	50.0	49.2		mg/Kg		98	80 - 120
Vanadium	50.0	48.4		mg/Kg		97	80 - 120
Zinc	50.0	50.6		mg/Kg		101	80 - 120
Arsenic	200	191		mg/Kg		96	80 - 120
Lead	50.0	48.0		mg/Kg		96	80 - 120
Selenium	200	190		mg/Kg		95	80 - 120

Method: 6010B - Metals (ICP) (Continued)

Lab Sample ID: LCS 240-75623/2-A
Matrix: Solid
Analysis Batch: 75857

Client Sample ID: Lab Control Sample
Prep Type: Total/NA
Prep Batch: 75623

Analyte			Spike Added	LCS Result	LCS Qualifier	Unit	D	%Rec	%Rec. Limits		
Thallium			200	193		mg/Kg		96	80 - 120		

Lab Sample ID: 240-21082-10 MS
Matrix: Solid
Analysis Batch: 75857

Client Sample ID: S-021313-SM-053
Prep Type: Total/NA
Prep Batch: 75623

Analyte	Sample Result	Sample Qualifier	Spike Added	MS Result	MS Qualifier	Unit	D	%Rec	%Rec. Limits		
Lead	300		55.1	406	4	mg/Kg	☼	187	75 - 125		

Lab Sample ID: 240-21082-10 MSD
Matrix: Solid
Analysis Batch: 75857

Client Sample ID: S-021313-SM-053
Prep Type: Total/NA
Prep Batch: 75623

Analyte	Sample Result	Sample Qualifier	Spike Added	MSD Result	MSD Qualifier	Unit	D	%Rec	%Rec. Limits	RPD	RPD Limit
Lead	300		55.1	429	4	mg/Kg	☼	230	75 - 125	6	20

Lab Sample ID: 240-21082-29 MS
Matrix: Solid
Analysis Batch: 75857

Client Sample ID: S-021413-SM-072
Prep Type: Total/NA
Prep Batch: 75623

Analyte	Sample Result	Sample Qualifier	Spike Added	MS Result	MS Qualifier	Unit	D	%Rec	%Rec. Limits		
Aluminum	5600		215	6830	4	mg/Kg	☼	593	75 - 125		
Antimony	1.0		53.7	18.6	F	mg/Kg	☼	33	75 - 125		
Barium	86	B	215	306		mg/Kg	☼	102	75 - 125		
Beryllium	0.046	J	5.37	4.76		mg/Kg	☼	88	75 - 125		
Cadmium	1.1		5.37	5.88		mg/Kg	☼	90	75 - 125		
Cobalt	5.5		53.7	54.1		mg/Kg	☼	91	75 - 125		
Chromium	19		21.5	43.9		mg/Kg	☼	114	75 - 125		
Copper	22		26.8	53.3		mg/Kg	☼	116	75 - 125		
Iron	9600	B	107	13300	4	mg/Kg	☼	3493	75 - 125		
Potassium	1200	B	5370	6940		mg/Kg	☼	107	75 - 125		
Magnesium	28000	B	5370	30900	4	mg/Kg	☼	49	75 - 125		
Manganese	370		53.7	523	4	mg/Kg	☼	292	75 - 125		
Silver	0.51	U	5.37	5.04		mg/Kg	☼	94	75 - 125		
Sodium	1400		5370	6680		mg/Kg	☼	99	75 - 125		
Nickel	17		53.7	74.8		mg/Kg	☼	108	75 - 125		
Vanadium	15		53.7	61.8		mg/Kg	☼	88	75 - 125		
Zinc	190	B	53.7	290	F	mg/Kg	☼	194	75 - 125		
Arsenic	6.0		215	199		mg/Kg	☼	90	75 - 125		
Lead	130		53.7	217	F	mg/Kg	☼	164	75 - 125		
Selenium	0.51	U	215	191		mg/Kg	☼	89	75 - 125		
Thallium	1.1		215	185		mg/Kg	☼	86	75 - 125		

Lab Sample ID: 240-21082-29 MS
Matrix: Solid
Analysis Batch: 75857

Client Sample ID: S-021413-SM-072
Prep Type: Total/NA
Prep Batch: 75623

Analyte	Sample Result	Sample Qualifier	Spike Added	MS Result	MS Qualifier	Unit	D	%Rec	%Rec. Limits		
Calcium	120000	B	5370	112000	4	mg/Kg	☼	-123	75 - 125		

Method: 6010B - Metals (ICP) (Continued)

Lab Sample ID: 240-21082-29 MSD
Matrix: Solid
Analysis Batch: 75857

Client Sample ID: S-021413-SM-072
Prep Type: Total/NA
Prep Batch: 75623

Analyte	Sample Result	Sample Qualifier	Spike Added	MSD Result	MSD Qualifier	Unit	D	%Rec	%Rec. Limits	RPD	RPD Limit
Aluminum	5600		215	7470	4	mg/Kg	☼	891	75 - 125	9	20
Antimony	1.0		53.7	23.1	F	mg/Kg	☼	41	75 - 125	22	20
Barium	86	B	215	310		mg/Kg	☼	104	75 - 125	2	20
Beryllium	0.046	J	5.37	4.70		mg/Kg	☼	87	75 - 125	1	20
Cadmium	1.1		5.37	5.79		mg/Kg	☼	88	75 - 125	2	20
Cobalt	5.5		53.7	52.5		mg/Kg	☼	88	75 - 125	3	20
Chromium	19		21.5	43.8		mg/Kg	☼	113	75 - 125	0	20
Copper	22		26.8	54.0		mg/Kg	☼	118	75 - 125	1	20
Iron	9600	B	107	13000	4	mg/Kg	☼	3236	75 - 125	2	20
Potassium	1200	B	5370	6760		mg/Kg	☼	103	75 - 125	3	20
Magnesium	28000	B	5370	35700	4	mg/Kg	☼	137	75 - 125	14	20
Manganese	370		53.7	721	4 F	mg/Kg	☼	662	75 - 125	32	20
Silver	0.51	U	5.37	4.00	F	mg/Kg	☼	74	75 - 125	23	20
Sodium	1400		5370	6220		mg/Kg	☼	91	75 - 125	7	20
Nickel	17		53.7	63.1		mg/Kg	☼	86	75 - 125	17	20
Vanadium	15		53.7	62.8		mg/Kg	☼	90	75 - 125	1	20
Zinc	190	B	53.7	307	F	mg/Kg	☼	225	75 - 125	6	20
Arsenic	6.0		215	195		mg/Kg	☼	88	75 - 125	2	20
Lead	130		53.7	215	F	mg/Kg	☼	161	75 - 125	1	20
Selenium	0.51	U	215	186		mg/Kg	☼	87	75 - 125	2	20
Thallium	1.1		215	182		mg/Kg	☼	84	75 - 125	2	20

Lab Sample ID: 240-21082-29 MSD
Matrix: Solid
Analysis Batch: 75857

Client Sample ID: S-021413-SM-072
Prep Type: Total/NA
Prep Batch: 75623

Analyte	Sample Result	Sample Qualifier	Spike Added	MSD Result	MSD Qualifier	Unit	D	%Rec	%Rec. Limits	RPD	RPD Limit
Calcium	120000	B	5370	137000	4	mg/Kg	☼	345	75 - 125	20	20

Method: 7471A - Mercury (CVAA)

Lab Sample ID: MB 240-75634/1-A
Matrix: Solid
Analysis Batch: 75953

Client Sample ID: Method Blank
Prep Type: Total/NA
Prep Batch: 75634

Analyte	MB Result	MB Qualifier	RL	MDL	Unit	D	Prepared	Analyzed	Dil Fac
Mercury	0.10	U	0.10	0.015	mg/Kg		02/18/13 14:10	02/20/13 12:41	1

Lab Sample ID: LCS 240-75634/2-A
Matrix: Solid
Analysis Batch: 75953

Client Sample ID: Lab Control Sample
Prep Type: Total/NA
Prep Batch: 75634

Analyte			Spike Added	LCS Result	LCS Qualifier	Unit	D	%Rec	%Rec. Limits		
Mercury			0.833	1.01		mg/Kg		121	73 - 121		

Method: 7471A - Mercury (CVAA) (Continued)

Lab Sample ID: 240-21082-29 MS — **Client Sample ID: S-021413-SM-072**
Matrix: Solid — **Prep Type: Total/NA**
Analysis Batch: 75953 — **Prep Batch: 75634**

Analyte	Sample Result	Sample Qualifier	Spike Added	MS Result	MS Qualifier	Unit	D	%Rec	%Rec. Limits
Mercury	0.13		0.197	0.369		mg/Kg	☼	120	11 - 192

Lab Sample ID: 240-21082-29 MSD — **Client Sample ID: S-021413-SM-072**
Matrix: Solid — **Prep Type: Total/NA**
Analysis Batch: 75953 — **Prep Batch: 75634**

Analyte	Sample Result	Sample Qualifier	Spike Added	MSD Result	MSD Qualifier	Unit	D	%Rec	%Rec. Limits	RPD	RPD Limit
Mercury	0.13		0.197	0.665	F	mg/Kg	☼	270	11 - 192	57	20

Method: 9012A - Cyanide, Total and/or Amenable

Lab Sample ID: MB 240-75749/1-A — **Client Sample ID: Method Blank**
Matrix: Solid — **Prep Type: Total/NA**
Analysis Batch: 75838 — **Prep Batch: 75749**

Analyte	MB Result	MB Qualifier	RL	MDL	Unit	D	Prepared	Analyzed	Dil Fac
Cyanide, Total	0.50	U	0.50	0.10	mg/Kg		02/19/13 09:53	02/19/13 13:54	1

Lab Sample ID: LCS 240-75749/2-A — **Client Sample ID: Lab Control Sample**
Matrix: Solid — **Prep Type: Total/NA**
Analysis Batch: 75838 — **Prep Batch: 75749**

Analyte	Spike Added	LCS Result	LCS Qualifier	Unit	D	%Rec	%Rec. Limits
Cyanide, Total	2.42	2.12		mg/Kg		88	68 - 123

Lab Sample ID: 240-21082-29 MS — **Client Sample ID: S-021413-SM-072**
Matrix: Solid — **Prep Type: Total/NA**
Analysis Batch: 75838 — **Prep Batch: 75749**

Analyte	Sample Result	Sample Qualifier	Spike Added	MS Result	MS Qualifier	Unit	D	%Rec	%Rec. Limits
Cyanide, Total	0.23	J	2.15	2.54		mg/Kg	☼	108	50 - 134

Lab Sample ID: 240-21082-29 MSD — **Client Sample ID: S-021413-SM-072**
Matrix: Solid — **Prep Type: Total/NA**
Analysis Batch: 75838 — **Prep Batch: 75749**

Analyte	Sample Result	Sample Qualifier	Spike Added	MSD Result	MSD Qualifier	Unit	D	%Rec	%Rec. Limits	RPD	RPD Limit
Cyanide, Total	0.23	J	2.17	2.37		mg/Kg	☼	99	50 - 134	7	20

Lab Sample ID: MRL 240-75838/6 MRL — **Client Sample ID: Lab Control Sample**
Matrix: Solid — **Prep Type: Total/NA**
Analysis Batch: 75838

Analyte	Spike Added	MRL Result	MRL Qualifier	Unit	D	%Rec	%Rec. Limits
Cyanide, Total	0.0100	0.0115		mg/L		115	70 - 130

GC/MS VOA

Prep Batch: 75543

Lab Sample ID	Client Sample ID	Prep Type	Matrix	Method	Prep Batch
240-21082-29	S-021413-SM-072	Total/NA	Solid	5035	
240-21082-29 MS	S-021413-SM-072	Total/NA	Solid	5035	
240-21082-29 MSD	S-021413-SM-072	Total/NA	Solid	5035	
240-21082-30	S-021413-SM-073	Total/NA	Solid	5035	
240-21082-31	S-021413-SM-074	Total/NA	Solid	5035	
240-21082-33	S-021413-SM-076	Total/NA	Solid	5035	
240-21082-34	S-021413-SM-077	Total/NA	Solid	5035	
240-21082-35	S-021413-SM-078	Total/NA	Solid	5035	
240-21082-36	S-021413-SM-079	Total/NA	Solid	5035	
240-21082-37	S-021413-SM-080	Total/NA	Solid	5035	
240-21082-38	S-021413-SM-081	Total/NA	Solid	5035	
240-21082-42	S-021413-SM-091	Total/NA	Solid	5035	
240-21082-43	S-021413-SM-092	Total/NA	Solid	5035	
240-21082-44	S-021413-SM-093	Total/NA	Solid	5035	
240-21082-45	S-021413-SM-094	Total/NA	Solid	5035	
240-21082-46	S-021413-SM-095	Total/NA	Solid	5035	
240-21082-47	S-021413-SM-096	Total/NA	Solid	5035	

Analysis Batch: 75692

Lab Sample ID	Client Sample ID	Prep Type	Matrix	Method	Prep Batch
240-21082-29	S-021413-SM-072	Total/NA	Solid	8260B	75543
240-21082-29 MS	S-021413-SM-072	Total/NA	Solid	8260B	75543
240-21082-29 MSD	S-021413-SM-072	Total/NA	Solid	8260B	75543
240-21082-30	S-021413-SM-073	Total/NA	Solid	8260B	75543
240-21082-31	S-021413-SM-074	Total/NA	Solid	8260B	75543
240-21082-33	S-021413-SM-076	Total/NA	Solid	8260B	75543
240-21082-34	S-021413-SM-077	Total/NA	Solid	8260B	75543
240-21082-35	S-021413-SM-078	Total/NA	Solid	8260B	75543
240-21082-36	S-021413-SM-079	Total/NA	Solid	8260B	75543
240-21082-37	S-021413-SM-080	Total/NA	Solid	8260B	75543
240-21082-38	S-021413-SM-081	Total/NA	Solid	8260B	75543
240-21082-42	S-021413-SM-091	Total/NA	Solid	8260B	75543
240-21082-43	S-021413-SM-092	Total/NA	Solid	8260B	75543
240-21082-44	S-021413-SM-093	Total/NA	Solid	8260B	75543
240-21082-45	S-021413-SM-094	Total/NA	Solid	8260B	75543
240-21082-46	S-021413-SM-095	Total/NA	Solid	8260B	75543
240-21082-47	S-021413-SM-096	Total/NA	Solid	8260B	75543
LCS 240-75692/5	Lab Control Sample	Total/NA	Solid	8260B	
MB 240-75692/6	Method Blank	Total/NA	Solid	8260B	

GC/MS Semi VOA

Prep Batch: 75646

Lab Sample ID	Client Sample ID	Prep Type	Matrix	Method	Prep Batch
240-21082-29	S-021413-SM-072	Total/NA	Solid	3540C	
240-21082-29 MS	S-021413-SM-072	Total/NA	Solid	3540C	
240-21082-29 MSD	S-021413-SM-072	Total/NA	Solid	3540C	
240-21082-30	S-021413-SM-073	Total/NA	Solid	3540C	
240-21082-31	S-021413-SM-074	Total/NA	Solid	3540C	
LCS 240-75646/21-A	Lab Control Sample	Total/NA	Solid	3540C	

GC/MS Semi VOA (Continued)

Prep Batch: 75646 (Continued)

Lab Sample ID	Client Sample ID	Prep Type	Matrix	Method	Prep Batch
MB 240-75646/20-A	Method Blank	Total/NA	Solid	3540C	

Analysis Batch: 75889

Lab Sample ID	Client Sample ID	Prep Type	Matrix	Method	Prep Batch
240-21082-29	S-021413-SM-072	Total/NA	Solid	8270C	75646
240-21082-29 MS	S-021413-SM-072	Total/NA	Solid	8270C	75646
240-21082-29 MSD	S-021413-SM-072	Total/NA	Solid	8270C	75646
240-21082-30	S-021413-SM-073	Total/NA	Solid	8270C	75646
240-21082-31	S-021413-SM-074	Total/NA	Solid	8270C	75646
MB 240-75646/20-A	Method Blank	Total/NA	Solid	8270C	75646

Analysis Batch: 76148

Lab Sample ID	Client Sample ID	Prep Type	Matrix	Method	Prep Batch
LCS 240-75646/21-A	Lab Control Sample	Total/NA	Solid	8270C	75646

GC Semi VOA

Prep Batch: 75613

Lab Sample ID	Client Sample ID	Prep Type	Matrix	Method	Prep Batch
240-21082-29	S-021413-SM-072	Total/NA	Solid	3540C	
240-21082-29 MS	S-021413-SM-072	Total/NA	Solid	3540C	
240-21082-29 MSD	S-021413-SM-072	Total/NA	Solid	3540C	
240-21082-30	S-021413-SM-073	Total/NA	Solid	3540C	
240-21082-31	S-021413-SM-074	Total/NA	Solid	3540C	
LCS 240-75613/21-A	Lab Control Sample	Total/NA	Solid	3540C	
MB 240-75613/20-A	Method Blank	Total/NA	Solid	3540C	

Analysis Batch: 75845

Lab Sample ID	Client Sample ID	Prep Type	Matrix	Method	Prep Batch
240-21082-29	S-021413-SM-072	Total/NA	Solid	8082	75613
240-21082-29 MS	S-021413-SM-072	Total/NA	Solid	8082	75613
240-21082-29 MSD	S-021413-SM-072	Total/NA	Solid	8082	75613
240-21082-30	S-021413-SM-073	Total/NA	Solid	8082	75613
240-21082-31	S-021413-SM-074	Total/NA	Solid	8082	75613
LCS 240-75613/21-A	Lab Control Sample	Total/NA	Solid	8082	75613
MB 240-75613/20-A	Method Blank	Total/NA	Solid	8082	75613

Metals

Prep Batch: 75623

Lab Sample ID	Client Sample ID	Prep Type	Matrix	Method	Prep Batch
240-21082-4	S-021313-SM-047	Total/NA	Solid	3050B	
240-21082-7	S-021313-SM-050	Total/NA	Solid	3050B	
240-21082-8	S-021313-SM-051	Total/NA	Solid	3050B	
240-21082-10	S-021313-SM-053	Total/NA	Solid	3050B	
240-21082-10 MS	S-021313-SM-053	Total/NA	Solid	3050B	
240-21082-10 MSD	S-021313-SM-053	Total/NA	Solid	3050B	
240-21082-16	S-021313-SM-059	Total/NA	Solid	3050B	
240-21082-17	S-021313-SM-060	Total/NA	Solid	3050B	
240-21082-23	S-021313-SM-066	Total/NA	Solid	3050B	

Metals (Continued)

Prep Batch: 75623 (Continued)

Lab Sample ID	Client Sample ID	Prep Type	Matrix	Method	Prep Batch
240-21082-26	S-021313-SM-069	Total/NA	Solid	3050B	
240-21082-29	S-021413-SM-072	Total/NA	Solid	3050B	
240-21082-29 MS	S-021413-SM-072	Total/NA	Solid	3050B	
240-21082-29 MSD	S-021413-SM-072	Total/NA	Solid	3050B	
240-21082-30	S-021413-SM-073	Total/NA	Solid	3050B	
240-21082-31	S-021413-SM-074	Total/NA	Solid	3050B	
LCS 240-75623/2-A	Lab Control Sample	Total/NA	Solid	3050B	
MB 240-75623/1-A	Method Blank	Total/NA	Solid	3050B	

Prep Batch: 75634

Lab Sample ID	Client Sample ID	Prep Type	Matrix	Method	Prep Batch
240-21082-29	S-021413-SM-072	Total/NA	Solid	7471A	
240-21082-29 MS	S-021413-SM-072	Total/NA	Solid	7471A	
240-21082-29 MSD	S-021413-SM-072	Total/NA	Solid	7471A	
240-21082-30	S-021413-SM-073	Total/NA	Solid	7471A	
240-21082-31	S-021413-SM-074	Total/NA	Solid	7471A	
LCS 240-75634/2-A	Lab Control Sample	Total/NA	Solid	7471A	
MB 240-75634/1-A	Method Blank	Total/NA	Solid	7471A	

Analysis Batch: 75857

Lab Sample ID	Client Sample ID	Prep Type	Matrix	Method	Prep Batch
240-21082-4	S-021313-SM-047	Total/NA	Solid	6010B	75623
240-21082-7	S-021313-SM-050	Total/NA	Solid	6010B	75623
240-21082-8	S-021313-SM-051	Total/NA	Solid	6010B	75623
240-21082-10	S-021313-SM-053	Total/NA	Solid	6010B	75623
240-21082-10 MS	S-021313-SM-053	Total/NA	Solid	6010B	75623
240-21082-10 MSD	S-021313-SM-053	Total/NA	Solid	6010B	75623
240-21082-16	S-021313-SM-059	Total/NA	Solid	6010B	75623
240-21082-17	S-021313-SM-060	Total/NA	Solid	6010B	75623
240-21082-23	S-021313-SM-066	Total/NA	Solid	6010B	75623
240-21082-26	S-021313-SM-069	Total/NA	Solid	6010B	75623
240-21082-29	S-021413-SM-072	Total/NA	Solid	6010B	75623
240-21082-29	S-021413-SM-072	Total/NA	Solid	6010B	75623
240-21082-29 MS	S-021413-SM-072	Total/NA	Solid	6010B	75623
240-21082-29 MS	S-021413-SM-072	Total/NA	Solid	6010B	75623
240-21082-29 MSD	S-021413-SM-072	Total/NA	Solid	6010B	75623
240-21082-29 MSD	S-021413-SM-072	Total/NA	Solid	6010B	75623
240-21082-30	S-021413-SM-073	Total/NA	Solid	6010B	75623
240-21082-30	S-021413-SM-073	Total/NA	Solid	6010B	75623
240-21082-31	S-021413-SM-074	Total/NA	Solid	6010B	75623
240-21082-31	S-021413-SM-074	Total/NA	Solid	6010B	75623
LCS 240-75623/2-A	Lab Control Sample	Total/NA	Solid	6010B	75623
MB 240-75623/1-A	Method Blank	Total/NA	Solid	6010B	75623

Analysis Batch: 75953

Lab Sample ID	Client Sample ID	Prep Type	Matrix	Method	Prep Batch
240-21082-29	S-021413-SM-072	Total/NA	Solid	7471A	75634
240-21082-29 MS	S-021413-SM-072	Total/NA	Solid	7471A	75634
240-21082-29 MSD	S-021413-SM-072	Total/NA	Solid	7471A	75634
240-21082-30	S-021413-SM-073	Total/NA	Solid	7471A	75634
240-21082-31	S-021413-SM-074	Total/NA	Solid	7471A	75634

Metals (Continued)

Analysis Batch: 75953 (Continued)

Lab Sample ID	Client Sample ID	Prep Type	Matrix	Method	Prep Batch
LCS 240-75634/2-A	Lab Control Sample	Total/NA	Solid	7471A	75634
MB 240-75634/1-A	Method Blank	Total/NA	Solid	7471A	75634

General Chemistry

Analysis Batch: 75680

Lab Sample ID	Client Sample ID	Prep Type	Matrix	Method	Prep Batch
240-21082-4	S-021313-SM-047	Total/NA	Solid	Moisture	
240-21082-7	S-021313-SM-050	Total/NA	Solid	Moisture	
240-21082-8	S-021313-SM-051	Total/NA	Solid	Moisture	
240-21082-10	S-021313-SM-053	Total/NA	Solid	Moisture	
240-21082-10 DU	S-021313-SM-053	Total/NA	Solid	Moisture	
240-21082-16	S-021313-SM-059	Total/NA	Solid	Moisture	
240-21082-17	S-021313-SM-060	Total/NA	Solid	Moisture	
240-21082-23	S-021313-SM-066	Total/NA	Solid	Moisture	
240-21082-26	S-021313-SM-069	Total/NA	Solid	Moisture	
240-21082-29	S-021413-SM-072	Total/NA	Solid	Moisture	
240-21082-29 DU	S-021413-SM-072	Total/NA	Solid	Moisture	
240-21082-30	S-021413-SM-073	Total/NA	Solid	Moisture	
240-21082-31	S-021413-SM-074	Total/NA	Solid	Moisture	
240-21082-33	S-021413-SM-076	Total/NA	Solid	Moisture	
240-21082-34	S-021413-SM-077	Total/NA	Solid	Moisture	
240-21082-35	S-021413-SM-078	Total/NA	Solid	Moisture	
240-21082-36	S-021413-SM-079	Total/NA	Solid	Moisture	
240-21082-37	S-021413-SM-080	Total/NA	Solid	Moisture	
240-21082-38	S-021413-SM-081	Total/NA	Solid	Moisture	
240-21082-42	S-021413-SM-091	Total/NA	Solid	Moisture	
240-21082-43	S-021413-SM-092	Total/NA	Solid	Moisture	
240-21082-44	S-021413-SM-093	Total/NA	Solid	Moisture	
240-21082-45	S-021413-SM-094	Total/NA	Solid	Moisture	
240-21082-46	S-021413-SM-095	Total/NA	Solid	Moisture	
240-21082-47	S-021413-SM-096	Total/NA	Solid	Moisture	

Prep Batch: 75749

Lab Sample ID	Client Sample ID	Prep Type	Matrix	Method	Prep Batch
240-21082-29	S-021413-SM-072	Total/NA	Solid	9012A	
240-21082-29 MS	S-021413-SM-072	Total/NA	Solid	9012A	
240-21082-29 MSD	S-021413-SM-072	Total/NA	Solid	9012A	
240-21082-30	S-021413-SM-073	Total/NA	Solid	9012A	
240-21082-31	S-021413-SM-074	Total/NA	Solid	9012A	
LCS 240-75749/2-A	Lab Control Sample	Total/NA	Solid	9012A	
MB 240-75749/1-A	Method Blank	Total/NA	Solid	9012A	

Analysis Batch: 75838

Lab Sample ID	Client Sample ID	Prep Type	Matrix	Method	Prep Batch
240-21082-29	S-021413-SM-072	Total/NA	Solid	9012A	75749
240-21082-29 MS	S-021413-SM-072	Total/NA	Solid	9012A	75749
240-21082-29 MSD	S-021413-SM-072	Total/NA	Solid	9012A	75749
240-21082-30	S-021413-SM-073	Total/NA	Solid	9012A	75749
240-21082-31	S-021413-SM-074	Total/NA	Solid	9012A	75749

General Chemistry (Continued)

Analysis Batch: 75838 (Continued)

Lab Sample ID	Client Sample ID	Prep Type	Matrix	Method	Prep Batch
LCS 240-75749/2-A	Lab Control Sample	Total/NA	Solid	9012A	75749
MB 240-75749/1-A	Method Blank	Total/NA	Solid	9012A	75749
MRL 240-75838/6 MRL	Lab Control Sample	Total/NA	Solid	9012A	

Client Sample ID: S-021313-SM-047 — **Lab Sample ID: 240-21082-4**
Date Collected: 02/13/13 09:45 — **Matrix: Solid**
Date Received: 02/15/13 07:50 — **Percent Solids: 86.4**

Prep Type	Batch Type	Batch Method	Run	Dilution Factor	Batch Number	Prepared or Analyzed	Analyst	Lab
Total/NA	Prep	3050B			75623	02/18/13 10:25	DE	TAL NC
Total/NA	Analysis	6010B		1	75857	02/19/13 13:07	KC	TAL NC
Total/NA	Analysis	Moisture		1	75680	02/18/13 14:50	JK	TAL NC

Client Sample ID: S-021313-SM-050 — **Lab Sample ID: 240-21082-7**
Date Collected: 02/13/13 10:04 — **Matrix: Solid**
Date Received: 02/15/13 07:50 — **Percent Solids: 85.5**

Prep Type	Batch Type	Batch Method	Run	Dilution Factor	Batch Number	Prepared or Analyzed	Analyst	Lab
Total/NA	Prep	3050B			75623	02/18/13 10:25	DE	TAL NC
Total/NA	Analysis	6010B		1	75857	02/19/13 13:25	KC	TAL NC
Total/NA	Analysis	Moisture		1	75680	02/18/13 14:50	JK	TAL NC

Client Sample ID: S-021313-SM-051 — **Lab Sample ID: 240-21082-8**
Date Collected: 02/13/13 10:05 — **Matrix: Solid**
Date Received: 02/15/13 07:50 — **Percent Solids: 85.3**

Prep Type	Batch Type	Batch Method	Run	Dilution Factor	Batch Number	Prepared or Analyzed	Analyst	Lab
Total/NA	Prep	3050B			75623	02/18/13 10:25	DE	TAL NC
Total/NA	Analysis	6010B		1	75857	02/19/13 13:31	KC	TAL NC
Total/NA	Analysis	Moisture		1	75680	02/18/13 14:50	JK	TAL NC

Client Sample ID: S-021313-SM-053 — **Lab Sample ID: 240-21082-10**
Date Collected: 02/13/13 10:25 — **Matrix: Solid**
Date Received: 02/15/13 07:50 — **Percent Solids: 88.0**

Prep Type	Batch Type	Batch Method	Run	Dilution Factor	Batch Number	Prepared or Analyzed	Analyst	Lab
Total/NA	Prep	3050B			75623	02/18/13 10:25	DE	TAL NC
Total/NA	Analysis	6010B		1	75857	02/19/13 12:25	KC	TAL NC
Total/NA	Analysis	Moisture		1	75680	02/18/13 14:50	JK	TAL NC

Client Sample ID: S-021313-SM-059 — **Lab Sample ID: 240-21082-16**
Date Collected: 02/13/13 12:52 — **Matrix: Solid**
Date Received: 02/15/13 07:50 — **Percent Solids: 95.4**

Prep Type	Batch Type	Batch Method	Run	Dilution Factor	Batch Number	Prepared or Analyzed	Analyst	Lab
Total/NA	Prep	3050B			75623	02/18/13 10:25	DE	TAL NC
Total/NA	Analysis	6010B		1	75857	02/19/13 13:36	KC	TAL NC
Total/NA	Analysis	Moisture		1	75680	02/18/13 14:50	JK	TAL NC

Client Sample ID: S-021313-SM-060

Lab Sample ID: 240-21082-17

Date Collected: 02/13/13 12:54
Matrix: Solid
Date Received: 02/15/13 07:50
Percent Solids: 95.8

Prep Type	Batch Type	Batch Method	Run	Dilution Factor	Batch Number	Prepared or Analyzed	Analyst	Lab
Total/NA	Prep	3050B			75623	02/18/13 10:25	DE	TAL NC
Total/NA	Analysis	6010B		1	75857	02/19/13 13:42	KC	TAL NC
Total/NA	Analysis	Moisture		1	75680	02/18/13 15:01	JK	TAL NC

Client Sample ID: S-021313-SM-066

Lab Sample ID: 240-21082-23

Date Collected: 02/13/13 14:30
Matrix: Solid
Date Received: 02/15/13 07:50
Percent Solids: 94.2

Prep Type	Batch Type	Batch Method	Run	Dilution Factor	Batch Number	Prepared or Analyzed	Analyst	Lab
Total/NA	Prep	3050B			75623	02/18/13 10:25	DE	TAL NC
Total/NA	Analysis	6010B		1	75857	02/19/13 13:48	KC	TAL NC
Total/NA	Analysis	Moisture		1	75680	02/18/13 15:01	JK	TAL NC

Client Sample ID: S-021313-SM-069

Lab Sample ID: 240-21082-26

Date Collected: 02/13/13 15:00
Matrix: Solid
Date Received: 02/15/13 07:50
Percent Solids: 90.1

Prep Type	Batch Type	Batch Method	Run	Dilution Factor	Batch Number	Prepared or Analyzed	Analyst	Lab
Total/NA	Prep	3050B			75623	02/18/13 10:25	DE	TAL NC
Total/NA	Analysis	6010B		1	75857	02/19/13 13:54	KC	TAL NC
Total/NA	Analysis	Moisture		1	75680	02/18/13 15:01	JK	TAL NC

Client Sample ID: S-021413-SM-072

Lab Sample ID: 240-21082-29

Date Collected: 02/14/13 08:30
Matrix: Solid
Date Received: 02/15/13 07:50
Percent Solids: 92.2

Prep Type	Batch Type	Batch Method	Run	Dilution Factor	Batch Number	Prepared or Analyzed	Analyst	Lab
Total/NA	Prep	5035			75543	02/15/13 21:16	LM	TAL NC
Total/NA	Analysis	8260B		1	75692	02/19/13 01:19	TL	TAL NC
Total/NA	Prep	3540C			75646	02/18/13 12:10	CC	TAL NC
Total/NA	Analysis	8270C		6.667	75889	02/20/13 19:17	MU	TAL NC
Total/NA	Prep	3540C			75613	02/18/13 10:12	CC	TAL NC
Total/NA	Analysis	8082		1	75845	02/20/13 05:44	LH	TAL NC
Total/NA	Prep	3050B			75623	02/18/13 10:25	DE	TAL NC
Total/NA	Analysis	6010B		1	75857	02/20/13 05:44	KC	TAL NC
Total/NA	Analysis	6010B		5	75857	02/20/13 05:50	KC	TAL NC
Total/NA	Prep	7471A			75634	02/18/13 14:10	DE	TAL NC
Total/NA	Analysis	7471A		1	75953	02/20/13 12:45	DH	TAL NC
Total/NA	Analysis	Moisture		1	75680	02/18/13 15:01	JK	TAL NC
Total/NA	Prep	9012A			75749	02/19/13 09:53	AM	TAL NC
Total/NA	Analysis	9012A		1	75838	02/19/13 13:54	AM	TAL NC

Client Sample ID: S-021413-SM-073

Lab Sample ID: 240-21082-30

Date Collected: 02/14/13 08:35
Matrix: Solid
Date Received: 02/15/13 07:50
Percent Solids: 78.7

Prep Type	Batch Type	Batch Method	Run	Dilution Factor	Batch Number	Prepared or Analyzed	Analyst	Lab
Total/NA	Prep	5035			75543	02/15/13 21:16	LM	TAL NC
Total/NA	Analysis	8260B		1	75692	02/19/13 02:23	TL	TAL NC
Total/NA	Prep	3540C			75646	02/18/13 12:10	CC	TAL NC
Total/NA	Analysis	8270C		1	75889	02/20/13 20:21	MU	TAL NC
Total/NA	Prep	3540C			75613	02/18/13 10:12	CC	TAL NC
Total/NA	Analysis	8082		1	75845	02/20/13 06:56	LH	TAL NC
Total/NA	Prep	3050B			75623	02/18/13 10:25	DE	TAL NC
Total/NA	Analysis	6010B		1	75857	02/19/13 14:00	KC	TAL NC
Total/NA	Analysis	6010B		1	75857	02/20/13 06:08	KC	TAL NC
Total/NA	Prep	7471A			75634	02/18/13 14:10	DE	TAL NC
Total/NA	Analysis	7471A		1	75953	02/20/13 13:08	DH	TAL NC
Total/NA	Analysis	Moisture		1	75680	02/18/13 15:01	JK	TAL NC
Total/NA	Prep	9012A			75749	02/19/13 09:53	AM	TAL NC
Total/NA	Analysis	9012A		1	75838	02/19/13 14:24	AM	TAL NC

Client Sample ID: S-021413-SM-074

Lab Sample ID: 240-21082-31

Date Collected: 02/14/13 08:40
Matrix: Solid
Date Received: 02/15/13 07:50
Percent Solids: 79.6

Prep Type	Batch Type	Batch Method	Run	Dilution Factor	Batch Number	Prepared or Analyzed	Analyst	Lab
Total/NA	Prep	5035			75543	02/15/13 21:16	LM	TAL NC
Total/NA	Analysis	8260B		1	75692	02/19/13 02:44	TL	TAL NC
Total/NA	Prep	3540C			75646	02/18/13 12:10	CC	TAL NC
Total/NA	Analysis	8270C		1	75889	02/20/13 20:43	MU	TAL NC
Total/NA	Prep	3540C			75613	02/18/13 10:12	CC	TAL NC
Total/NA	Analysis	8082		1	75845	02/20/13 07:10	LH	TAL NC
Total/NA	Prep	3050B			75623	02/18/13 10:25	DE	TAL NC
Total/NA	Analysis	6010B		1	75857	02/19/13 14:06	KC	TAL NC
Total/NA	Analysis	6010B		1	75857	02/20/13 06:14	KC	TAL NC
Total/NA	Prep	7471A			75634	02/18/13 14:10	DE	TAL NC
Total/NA	Analysis	7471A		1	75953	02/20/13 13:06	DH	TAL NC
Total/NA	Analysis	Moisture		1	75680	02/18/13 15:01	JK	TAL NC
Total/NA	Prep	9012A			75749	02/19/13 09:53	AM	TAL NC
Total/NA	Analysis	9012A		1	75838	02/19/13 14:24	AM	TAL NC

Client Sample ID: S-021413-SM-076

Lab Sample ID: 240-21082-33

Date Collected: 02/14/13 13:10
Matrix: Solid
Date Received: 02/15/13 07:50
Percent Solids: 90.8

Prep Type	Batch Type	Batch Method	Run	Dilution Factor	Batch Number	Prepared or Analyzed	Analyst	Lab
Total/NA	Prep	5035			75543	02/15/13 21:16	LM	TAL NC
Total/NA	Analysis	8260B		1	75692	02/19/13 03:05	TL	TAL NC
Total/NA	Analysis	Moisture		1	75680	02/18/13 15:01	JK	TAL NC

Client Sample ID: S-021413-SM-077

Lab Sample ID: 240-21082-34

Date Collected: 02/14/13 13:11

Matrix: Solid

Date Received: 02/15/13 07:50

Percent Solids: 80.7

Prep Type	Batch Type	Batch Method	Run	Dilution Factor	Batch Number	Prepared or Analyzed	Analyst	Lab
Total/NA	Prep	5035			75543	02/15/13 21:16	LM	TAL NC
Total/NA	Analysis	8260B		1	75692	02/19/13 03:27	TL	TAL NC
Total/NA	Analysis	Moisture		1	75680	02/18/13 15:01	JK	TAL NC

Client Sample ID: S-021413-SM-078

Lab Sample ID: 240-21082-35

Date Collected: 02/14/13 13:12

Matrix: Solid

Date Received: 02/15/13 07:50

Percent Solids: 89.5

Prep Type	Batch Type	Batch Method	Run	Dilution Factor	Batch Number	Prepared or Analyzed	Analyst	Lab
Total/NA	Prep	5035			75543	02/15/13 21:16	LM	TAL NC
Total/NA	Analysis	8260B		1	75692	02/19/13 03:48	TL	TAL NC
Total/NA	Analysis	Moisture		1	75680	02/18/13 15:01	JK	TAL NC

Client Sample ID: S-021413-SM-079

Lab Sample ID: 240-21082-36

Date Collected: 02/14/13 13:35

Matrix: Solid

Date Received: 02/15/13 07:50

Percent Solids: 89.6

Prep Type	Batch Type	Batch Method	Run	Dilution Factor	Batch Number	Prepared or Analyzed	Analyst	Lab
Total/NA	Prep	5035			75543	02/15/13 21:16	LM	TAL NC
Total/NA	Analysis	8260B		1	75692	02/19/13 04:09	TL	TAL NC
Total/NA	Analysis	Moisture		1	75680	02/18/13 15:01	JK	TAL NC

Client Sample ID: S-021413-SM-080

Lab Sample ID: 240-21082-37

Date Collected: 02/14/13 13:36

Matrix: Solid

Date Received: 02/15/13 07:50

Percent Solids: 81.7

Prep Type	Batch Type	Batch Method	Run	Dilution Factor	Batch Number	Prepared or Analyzed	Analyst	Lab
Total/NA	Prep	5035			75543	02/15/13 21:16	LM	TAL NC
Total/NA	Analysis	8260B		1	75692	02/19/13 04:30	TL	TAL NC
Total/NA	Analysis	Moisture		1	75680	02/18/13 15:04	JK	TAL NC

Client Sample ID: S-021413-SM-081

Lab Sample ID: 240-21082-38

Date Collected: 02/14/13 13:37

Matrix: Solid

Date Received: 02/15/13 07:50

Percent Solids: 91.7

Prep Type	Batch Type	Batch Method	Run	Dilution Factor	Batch Number	Prepared or Analyzed	Analyst	Lab
Total/NA	Prep	5035			75543	02/15/13 21:16	LM	TAL NC
Total/NA	Analysis	8260B		1	75692	02/19/13 04:52	TL	TAL NC
Total/NA	Analysis	Moisture		1	75680	02/18/13 15:04	JK	TAL NC

Client Sample ID: S-021413-SM-091

Lab Sample ID: 240-21082-42

Date Collected: 02/14/13 15:50
Matrix: Solid
Date Received: 02/15/13 07:50
Percent Solids: 89.5

Prep Type	Batch Type	Batch Method	Run	Dilution Factor	Batch Number	Prepared or Analyzed	Analyst	Lab
Total/NA	Prep	5035			75543	02/15/13 21:16	LM	TAL NC
Total/NA	Analysis	8260B		1	75692	02/19/13 06:17	TL	TAL NC
Total/NA	Analysis	Moisture		1	75680	02/18/13 15:05	JK	TAL NC

Client Sample ID: S-021413-SM-092

Lab Sample ID: 240-21082-43

Date Collected: 02/14/13 15:51
Matrix: Solid
Date Received: 02/15/13 07:50
Percent Solids: 80.7

Prep Type	Batch Type	Batch Method	Run	Dilution Factor	Batch Number	Prepared or Analyzed	Analyst	Lab
Total/NA	Prep	5035			75543	02/15/13 21:16	LM	TAL NC
Total/NA	Analysis	8260B		1	75692	02/19/13 06:38	TL	TAL NC
Total/NA	Analysis	Moisture		1	75680	02/18/13 15:05	JK	TAL NC

Client Sample ID: S-021413-SM-093

Lab Sample ID: 240-21082-44

Date Collected: 02/14/13 15:52
Matrix: Solid
Date Received: 02/15/13 07:50
Percent Solids: 86.9

Prep Type	Batch Type	Batch Method	Run	Dilution Factor	Batch Number	Prepared or Analyzed	Analyst	Lab
Total/NA	Prep	5035			75543	02/15/13 21:16	LM	TAL NC
Total/NA	Analysis	8260B		1	75692	02/19/13 06:59	TL	TAL NC
Total/NA	Analysis	Moisture		1	75680	02/18/13 15:05	JK	TAL NC

Client Sample ID: S-021413-SM-094

Lab Sample ID: 240-21082-45

Date Collected: 02/14/13 16:10
Matrix: Solid
Date Received: 02/15/13 07:50
Percent Solids: 95.4

Prep Type	Batch Type	Batch Method	Run	Dilution Factor	Batch Number	Prepared or Analyzed	Analyst	Lab
Total/NA	Prep	5035			75543	02/15/13 21:16	LM	TAL NC
Total/NA	Analysis	8260B		1	75692	02/19/13 07:21	TL	TAL NC
Total/NA	Analysis	Moisture		1	75680	02/18/13 15:05	JK	TAL NC

Client Sample ID: S-021413-SM-095

Lab Sample ID: 240-21082-46

Date Collected: 02/14/13 16:11
Matrix: Solid
Date Received: 02/15/13 07:50
Percent Solids: 78.6

Prep Type	Batch Type	Batch Method	Run	Dilution Factor	Batch Number	Prepared or Analyzed	Analyst	Lab
Total/NA	Prep	5035			75543	02/15/13 21:16	LM	TAL NC
Total/NA	Analysis	8260B		1	75692	02/19/13 07:42	TL	TAL NC
Total/NA	Analysis	Moisture		1	75680	02/18/13 15:05	JK	TAL NC

Lab Chronicle

Client: Conestoga-Rovers & Associates, Inc.
Project/Site: 017324-T07-017, RACER Former MTM

TestAmerica Job ID: 240-21082-1

Client Sample ID: S-021413-SM-096
Date Collected: 02/14/13 16:12
Date Received: 02/15/13 07:50

Lab Sample ID: 240-21082-47
Matrix: Solid
Percent Solids: 86.0

Prep Type	Batch Type	Batch Method	Run	Dilution Factor	Batch Number	Prepared or Analyzed	Analyst	Lab
Total/NA	Prep	5035			75543	02/15/13 21:16	LM	TAL NC
Total/NA	Analysis	8260B		1	75692	02/19/13 08:03	TL	TAL NC
Total/NA	Analysis	Moisture		1	75680	02/18/13 15:05	JK	TAL NC

Laboratory References:

TAL NC = TestAmerica Canton, 4101 Shuffel Street NW, North Canton, OH 44720, TEL (330)497-9396

Certification Summary

Client: Conestoga-Rovers & Associates, Inc.
Project/Site: 017324-T07-017, RACER Former MTM

TestAmerica Job ID: 240-21082-1

Laboratory: TestAmerica Canton

All certifications held by this laboratory are listed. Not all certifications are applicable to this report.

Authority	Program	EPA Region	Certification ID	Expiration Date
California	NELAP	9	01144CA	06-30-13
Connecticut	State Program	1	PH-0590	12-31-13
Florida	NELAP	4	E87225	06-30-13
Georgia	State Program	4	N/A	06-30-13
Illinois	NELAP	5	200004	07-31-13
Kansas	NELAP	7	E-10336	01-31-14
Kentucky	State Program	4	58	06-30-13
L-A-B	DoD ELAP		L2315	07-28-13
Nevada	State Program	9	OH-000482008A	07-31-13
New Jersey	NELAP	2	OH001	06-30-13
New York	NELAP	2	10975	04-01-13
Ohio VAP	State Program	5	CL0024	01-19-14
Pennsylvania	NELAP	3	68-00340	08-31-13
Texas	NELAP	6		08-03-13
USDA	Federal		P330-11-00328	08-26-14
Virginia	NELAP	3	460175	09-14-13
Wisconsin	State Program	5	999518190	08-31-13

CONESTOGA-ROVERS & ASSOCIATES

CHAIN OF CUSTODY RECORD

6520 Corporate Drive, Indianapolis, Indiana 46278
Phone: (317) 291-7007 Fax: (317) 328-2666

COC NO.: IN- 03181
PAGE 1 OF 13
(See Reverse Side for Instructions)

Project No/ Phase/Task Code: 017324-T07-CRA13	Laboratory Name: Test America	Lab Location: North Canton	SSOW ID: 017324-T07-017
Project Name: MTM	Lab Contact: Denise Heckler	Lab Quote No:	Cooler No:
Project Location: Muncie IN			Carrier: Fedex
Chemistry Contact: Michael Richardson			Airbill No: 872427115427
Sampler(s): Sam Malecosky			Date Shipped: 2/14/13

Item	SAMPLE IDENTIFICATION (Containers for each sample may be combined on one line)	DATE (mm/dd/yy)	TIME (hh:mm)	Matrix Code (see back of COC)	Grab (G) or Comp (C)	Unpreserved	Hydrochloric Acid (HCl)	Nitric Acid (HNO_3)	Sulfuric Acid (H_2SO_4)	Sodium Hydroxide ($NaOH$)	Methanol/Water (Soil VOC)	EnCores 3x5-g, 1x25-g	Other:	Total Containers/Sample	Tot Lead									MS/MSD Request	COMMENTS/ SPECIAL INSTRUCTIONS:
1	S-021313-SM-044	02/13/13	919	SO	G	1								1	X										Hold
2	-045		920			1								1	X										Hold
3	-046		921			1								1	X										Hold
4	-047		945			1								1	X										
5	-048		946			1								1	X										Hold
6	-049		947			1								1	X										Hold
7	-050		1004			1								1	X										
8	-051		1005			1								1	X										
9	-052		1006			1								1	X										Hold
10	-053		1025			1								1	X										MS/MSD
11	-054		1026			1								1	X										Hold
12	-055		1027			1								1	X										Hold
13	-056		1110			1								1	X										Hold
14	-057		1114			1								1	X										Hold
15	S-021313-SM-058	02/13/13	1112	SO	G	1								1	X										Hold

TAT Required in business days (use separate COCs for different TATs):
☐ 1 Day ☐ 2 Days ☐ 3 Days ☐ 1 Week ☐ 2 Week ☒ Other: 5 day

Total Number of Containers:

All Samples in Cooler must be on COC

Notes/ Special Requirements:

RELINQUISHED BY	COMPANY	DATE	TIME	RECEIVED BY	COMPANY	DATE	TIME
1. Sam My	CRA	2/14/13	1700	1. Derek D. Heem	TA	2-15-13	750
2.				2.			
3.				3.			

THE CHAIN OF CUSTODY IS A LEGAL DOCUMENT — ALL FIELDS MUST BE COMPLETED ACCURATELY

Distribution: WHITE — Fully Executed Copy (CRA) YELLOW — Receiving Laboratory Copy PINK — Shipper GOLDENROD — Sampling Crew

CRA Form: COC-10A (20110804)

Page 90 of 95

2/27/2013

CHAIN OF CUSTODY RECORD

COC NO.: IN-03022
PAGE 2 OF 2

CONESTOGA-ROVERS & ASSOCIATES
6520 Corporate Drive, Indianapolis, Indiana 46278
Phone: (317) 291-7007 Fax: (317) 328-2666

(See Reverse Side for Instructions)

Project No/ Phase/Task Code: 017324-T07 CEA 13.	Laboratory Name: Test America	Lab Location: North Canton	SSOW ID:
Project Name: MTM	Lab Contact: Denise Heckler	Lab Quote No:	Cooler No:
Project Location: Muncie In			Carrier: FedEx
Chemistry Contact: Michael Michaelson			Airbill No: 8704 27154727
Sampler(s): Sam Meleczky			Date Shipped: 2/14/13

Item	Sample Identification (Containers for each sample may be combined on one line)	Date (mm/dd/yy)	Time (hh:mm)	Matrix Code (see back of COC)	Grab (G) or Comp (C)	Unpreserved	Hydrochloric Acid (HCl)	Nitric Acid (HNO_3)	Sulfuric Acid (H_2SO_4)	Sodium Hydroxide (NaOH)	Methanol/Water (Soil VOC)	EnCores 3x5-g, 1x25-g	Other:	Total Containers/Sample	TOT LEAD	SVOC	Inorganics	PCB	VOC						MS/MSD Request	Comments/ Special Instructions:
1	S-021313-SM-059	02/13/13	1252	SO	G	1								1	X											
2	-060		1254			1								1	X											
3	-061		1255			1								1	X											Hold
4	-062		1312			1								1	X											Hold
5	-063		1345			1								1	X											Hold
6	-064		1347			1								1	X											Hold
7	-065		1349			1								1	X											Hold
8	-066		1430			1								1	X											
9	-067		1431			1								1	X											Hold
10	-068		1432			1								1	X											Hold
11	-069		1500			1								1	X											
12	-070		1501			1								1	X											Hold
13	S-021313-SM-071	02/13/13	1502			1								1	X											Hold
14	S-021413-SM-072	02/14/13	830			6						9		15		X	X	X	X							MS/MSD
15	S-021413-SM-073	02/14/13	835	SO	G	3						3		6		X	X	X	X							

TAT Required in business days (use separate COCs for different TATs):
☐ 1 Day ☐ 2 Days ☐ 3 Days ☐ 1 Week ☐ 2 Week ☒ Other: 5 day

Total Number of Containers:

All Samples in Cooler must be on COC

Notes/ Special Requirements:

Relinquished By	Company	Date	Time	Received By	Company	Date	Time
1.	CRA	2/14/13	1700	1. Denise D. Heckler	TA	2-15-13	750
2.				2.			
3.				3.			

THE CHAIN OF CUSTODY IS A LEGAL DOCUMENT — ALL FIELDS MUST BE COMPLETED ACCURATELY

Distribution: WHITE — Fully Executed Copy (CRA) YELLOW — Receiving Laboratory Copy PINK — Shipper GOLDENROD — Sampling Crew

CRA Form: COC-10A (20110804)

Page 91 of 95

2/27/2013

CHAIN OF CUSTODY RECORD

COC NO.: IN-03184
PAGE 3 OF 5

CONESTOGA-ROVERS & ASSOCIATES
6520 Corporate Drive, Indianapolis, Indiana 46278
Phone: (317) 291-7007 Fax: (317) 328-2666

(See Reverse Side for Instructions)

Project No/ Phase/Task Code: 87324-T07-CR&D	Laboratory Name: Test America	Lab Location: North Canton	SSOW ID:
Project Name: MTM	Lab Contact: Denise Heckler	Lab Quote No:	Cooler No:
Project Location: Muncie In			Carrier: Fedex
Chemistry Contact: Michael Richardson			Airbill No: 8724 2711 5497
Sampler(s): Sam Meleco/KY			Date Shipped: 2/14/13

Item	Sample Identification (Containers for each sample may be combined on one line)	Date (mm/dd/yy)	Time (hh:mm)	Matrix Code (see back of COC)	Grab (G) or Comp (C)	Unpreserved	Hydrochloric Acid (HCl)	Nitric Acid (HNO_3)	Sulfuric Acid (H_2SO_4)	Sodium Hydroxide (NaOH)	Methanol/Water (Soil VOC)	EnCores 3x5-g, 1x25-g	Other:	Total Containers/Sample	VOC	SVOC	PCB	Inorganics	Percent Moisture						MS/MSD Request	Comments/ Special Instructions:
1	~~SM~~ S-021413-SM-074	02/14/13	840	SO	G	3						3		6	X	X	X	X								
2	S-021413-SM-075	02/14/13	845	SO	G	3						3		6	X	X	X	X								Hold
3	-076		1310			1						3		4	X				X							
4	-077		1311			1						3		4	X				X							
5	-078		1312			1						3		4	X				X							
6	-079		1335			1						3		4	X				X							
7	-080		1334			1						3		4	X				X							
8	-081		1337			1						3		4	X				X							
9	-082		1405			1						3		4	X				X							Hold
10	-083		1406			1						3		4	X				X							Hold
11	-084		1407			1						3		4	X				X							Hold
12	-091		1550			1						3		4	X				X							
13	-092		1551			1						3		4	X				X							
14	-093		1552			1						3		4	X		-		X							
15	S-021413-SM-094	02/14/13	1610			1						3		4	X				X							

TAT Required in business days (use separate COCs for different TATs):
☐ 1 Day ☐ 2 Days ☐ 3 Days ☐ 1 Week ☐ 2 Week ☒ Other: 5 day

Total Number of Containers: 121

All Samples in Cooler must be on COC

Notes/ Special Requirements:

Relinquished By	Company	Date	Time	Received By	Company	Date	Time
1.	CRA	2/14/13	1700	1.	TA	2/15/13	750
2.				2.			
3.				3.			

THE CHAIN OF CUSTODY IS A LEGAL DOCUMENT—ALL FIELDS MUST BE COMPLETED ACCURATELY

Distribution: WHITE—Fully Executed Copy (CRA) YELLOW—Receiving Laboratory Copy PINK—Shipper GOLDENROD—Sampling Crew

CRA Form: COC-10A (20110804)

Page 92 of 95

2/27/2013

CHAIN OF CUSTODY RECORD

CONESTOGA-ROVERS & ASSOCIATES

6520 Corporate Drive, Indianapolis, Indiana 46278
Phone: (317) 291-7007 Fax: (317) 328-2666

COC NO.: IN- 03179
PAGE 1 OF 1
(See Reverse Side for Instructions)

Project No/ Phase/Task Code: 017324-T07-C2417.	Laboratory Name:	Lab Location:	SSOW ID:
Project Name: MTM	Lab Contact:	Lab Quote No:	Cooler No:
Project Location: Muncie In			Carrier: Fedex
Chemistry Contact: Michael Richardson			Airbill No: Fx
Sampler(s): Sam McGrady			Date Shipped: 2/14/13

Item	Sample Identification (Containers for each sample may be combined on one line)	Date (mm/dd/yy)	Time (hh:mm)	Matrix Code (see back of COC)	Grab (G) or Comp (C)	Container Quantity & Preservation: Unpreserved	HCl	HNO_3	H_2SO_4	NaOH	Methanol/Water (Soil VOC)	EnCores 3x5-g, 1x25-g	Other:	Total Containers/Sample	Analysis Requested: VOC	Percent Moisture	MS/MSD Request	Comments/ Special Instructions:
1	S-021413-SM-095	02/14/13	1611	SO	G	1						3		4	X	X		
2	S-021413-SM-096	02/14/13	1612	SO	G	1						3		4	X	X		
3																		
4																		
5																		
6																		
7																		
8																		
9																		
10																		
11																		
12																		
13																		
14																		
15																		

TAT Required in business days (use separate COCs for different TATs):
☐ 1 Day ☐ 2 Days ☐ 3 Days ☐ 1 Week ☐ 2 Week ☒ Other: 5 days

Total Number of Containers:

All Samples in Cooler must be on COC

Notes/ Special Requirements:

Relinquished By	Company	Date	Time	Received By	Company	Date	Time
1. Sam McGrady	CRA	02/14/13		1. David W. Dean	TA	2-15-13	7:50
2.				2.			
3.				3.			

THE CHAIN OF CUSTODY IS A LEGAL DOCUMENT – ALL FIELDS MUST BE COMPLETED ACCURATELY

Distribution: WHITE – Fully Executed Copy (CRA) YELLOW – Receiving Laboratory Copy PINK – Shipper GOLDENROD – Sampling Crew

CRA Form: COC-10A (20110804)

Page 03 of 05

2/27/2013

TestAmerica Canton Sample Receipt Form/Narrative Login # : 21082

Client CRA Site Name _____ By: Derek D. Haas

Cooler Received on 2-15-13 Opened on 2-15-13 (Signature)

FedEx: 1st Grd Exp UPS FAS Stetson Client Drop Off TestAmerica Courier Other _____

TestAmerica Cooler # No # Foam Box Client Cooler Box Other _____

Packing material used: Bubble Wrap Foam Plastic Bag None Other _____

COOLANT: Wet Ice Blue Ice Dry Ice Water None

1. Cooler temperature upon receipt

IR GUN# 1	(CF –2 °C) Observed Sample Temp. _____ °C	Corrected Sample Temp. _____ °C	
IR GUN# 4G	(CF 0 °C) Observed Sample Temp. 3.4 °C	Corrected Sample Temp. 3.4 °C	☐ Multiple on Back
IR GUN# 5G	(CF 0 °C) Observed Sample Temp. _____ °C	Corrected Sample Temp. _____ °C	
IR GUN# 8	(CF 0 °C) Observed Sample Temp. _____ °C	Corrected Sample Temp. _____ °C	

2. Were custody seals on the outside of the cooler(s)?	If Yes Quantity 0	Yes No
-Were custody seals on the outside of the cooler(s) signed & dated?		Yes No NA
-Were custody seals on the bottle(s)?		Yes No
3. Shippers' packing slip attached to the cooler(s)?		Yes No
4. Did custody papers accompany the sample(s)?		Yes No
5. Were the custody papers relinquished & signed in the appropriate place?		Yes No
6. Did all bottles arrive in good condition (Unbroken)?		Yes No
7. Could all bottle labels be reconciled with the COC?		Yes No
8. Were correct bottle(s) used for the test(s) indicated?		Yes No
9. Sufficient quantity received to perform indicated analyses?		Yes No
10. Were sample(s) at the correct pH upon receipt?		Yes No NA
11. Were VOAs on the COC?		Yes No
12. Were air bubbles >6 mm in any VOA vials?		Yes No NA
13. Was a trip blank present in the cooler(s)?		Yes No

Contacted PM _____ Date _____ by _____ via Verbal Voice Mail Other

Concerning _____

14. CHAIN OF CUSTODY & SAMPLE DISCREPANCIES

15. SAMPLE CONDITION

Sample(s) _____ were received after the recommended holding time had expired.

Sample(s) _____ were received in a broken container.

Sample(s) _____ were received with bubble >6 mm in diameter. (Notify PM)

16. SAMPLE PRESERVATION

Sample(s) _____ were further preserved in Sample Receiving to meet recommended pH level(s). Nitric Acid Lot# 031512-HNO3; Sulfuric Acid Lot# 051012-H2SO4; Sodium Hydroxide Lot# 121809 -NaOH; Hydrochloric Acid Lot# 041911-HCl; Sodium Hydroxide and Zinc Acetate Lot# 100108-(CH3COO)2ZN/NaOH. What time was preservative added to sample(s)? _____

Client ID	pH	Date	Initials

TestAmerica

THE LEADER IN ENVIRONMENTAL TESTING



ANALYTICAL REPORT

TestAmerica Laboratories, Inc.
TestAmerica Canton
4101 Shuffel Street NW
North Canton, OH 44720
Tel: (330)497-9396

TestAmerica Job ID: 240-21082-3
Client Project/Site: 017324-T07-017, RACER Former MTM

For:
Conestoga-Rovers & Associates, Inc.
6520 Corporate Drive
Indianapolis, Indiana 46278

Attn: Mr. Michael Richardson

Denise D Heckler

Authorized for release by:
3/7/2013 10:49:04 AM

Denise Heckler
Project Manager II
denise.heckler@testamericainc.com

LINKS

Review your project results through TotalAccess

Have a Question? Ask The Expert

Visit us at: www.testamericainc.com

This report has been electronically signed and authorized by the signatory. Electronic signature is intended to be the legally binding equivalent of a traditionally handwritten signature.

Results relate only to the items tested and the sample(s) as received by the laboratory.

Table of Contents

Cover Page 1
Table of Contents 2
Definitions/Glossary 3
Case Narrative 4
Method Summary 7
Sample Summary 8
Detection Summary 9
Client Sample Results 10
Surrogate Summary 14
QC Sample Results 15
QC Association Summary 24
Lab Chronicle 26
Certification Summary 27
Chain of Custody 28

Qualifiers

GC/MS VOA

Qualifier	Qualifier Description
U	Indicates the analyte was analyzed for but not detected.
J	Result is less than the RL but greater than or equal to the MDL and the concentration is an approximate value.
B	Compound was found in the blank and sample.

GC/MS Semi VOA

Qualifier	Qualifier Description
U	Indicates the analyte was analyzed for but not detected.
*	LCS or LCSD exceeds the control limits
J	Result is less than the RL but greater than or equal to the MDL and the concentration is an approximate value.
B	Compound was found in the blank and sample.

GC Semi VOA

Qualifier	Qualifier Description
U	Indicates the analyte was analyzed for but not detected.

Metals

Qualifier	Qualifier Description
J	Result is less than the RL but greater than or equal to the MDL and the concentration is an approximate value.
B	Compound was found in the blank and sample.
U	Indicates the analyte was analyzed for but not detected.

General Chemistry

Qualifier	Qualifier Description
U	Indicates the analyte was analyzed for but not detected.

Glossary

Abbreviation	These commonly used abbreviations may or may not be present in this report.
¤	Listed under the "D" column to designate that the result is reported on a dry weight basis
%R	Percent Recovery
CNF	Contains no Free Liquid
DER	Duplicate error ratio (normalized absolute difference)
DL, RA, RE, IN	Indicates a Dilution, Re-analysis, Re-extraction, or additional Initial metals/anion analysis of the sample
DLC	Decision level concentration
MDA	Minimum detectable activity
EDL	Estimated Detection Limit
MDC	Minimum detectable concentration
MDL	Method Detection Limit
ML	Minimum Level (Dioxin)
ND	Not detected at the reporting limit (or MDL or EDL if shown)
PQL	Practical Quantitation Limit
QC	Quality Control
RER	Relative error ratio
RL	Reporting Limit or Requested Limit (Radiochemistry)
RPD	Relative Percent Difference, a measure of the relative difference between two points
TEF	Toxicity Equivalent Factor (Dioxin)
TEQ	Toxicity Equivalent Quotient (Dioxin)

Job ID: 240-21082-3

Laboratory: TestAmerica Canton

Narrative

CASE NARRATIVE

Client: Conestoga-Rovers & Associates, Inc.

Project: 017324-T07-017, RACER Former MTM

Report Number: 240-21082-3

With the exceptions noted as flags or footnotes, standard analytical protocols were followed in the analysis of the samples and no problems were encountered or anomalies observed. In addition all laboratory quality control samples were within established control limits, with any exceptions noted below. Each sample was analyzed to achieve the lowest possible reporting limit within the constraints of the method. In some cases, due to interference or analytes present at high concentrations, samples were diluted. For diluted samples, the reporting limits are adjusted relative to the dilution required.

TestAmerica Canton attests to the validity of the laboratory data generated by TestAmerica facilities reported herein. All analyses performed by TestAmerica facilities were done using established laboratory SOPs that incorporate QA/QC procedures described in the application methods. TestAmerica's operations groups have reviewed the data for compliance with the laboratory QA/QC plan, and data have been found to be compliant with laboratory protocols unless otherwise noted below.

The test results in this report meet all NELAP requirements for parameters for which accreditation is required or available. Any exceptions to NELAP requirements are noted in this report. Pursuant to NELAP, this report may not be reproduced, except in full, without the written approval of the laboratory.

Calculations are performed before rounding to avoid round-off errors in calculated results.

All holding times were met and proper preservation noted for the methods performed on these samples, unless otherwise detailed in the individual sections below.

All solid sample results are reported on an "as received" basis unless otherwise indicated by the presence of a % solids value in the method header.

This laboratory report is confidential and is intended for the sole use of TestAmerica and its client.

RECEIPT

The samples were received on 02/15/2013; the samples arrived in good condition, properly preserved and on ice. The temperature of the coolers at receipt was 3.4 C.

Sample S-021413-SM-075 (240-21082-32) was taken off hold by CRA on February 27, 2013. A revised chain of custody was not provided.

VOLATILE ORGANIC COMPOUNDS (GC-MS)

Sample S-021413-SM-075 (240-21082-32) was analyzed for volatile organic compounds (GC-MS) in accordance with EPA SW-846 Method 8260B. The samples were prepared on 02/15/2013 and analyzed on 02/28/2013.

Methylene Chloride was detected in method blank MB 240-76720/6 at a level that was above the method detection limit but below the reporting limit. The value should be considered an estimate, and has been flagged "J". If the associated sample reported a result above the MDL and/or RL, the result has been "B" flagged.

Sample: S-021413-SM-075 (240-21082-32) was preserved during a time when there were abnormally high levels of methylene chloride background in the laboratory. When the sample was analyzed, it contained a high level of methylene chloride. An instrument blank prepared and analyzed during the same time period as this sample contained 28ug/kg of methylene chloride.

No other difficulties were encountered during the VOCs analysis.

Job ID: 240-21082-3 (Continued)

Laboratory: TestAmerica Canton (Continued)

All other quality control parameters were within the acceptance limits.

SEMIVOLATILE ORGANIC COMPOUNDS (GC-MS)

Sample S-021413-SM-075 (240-21082-32) was analyzed for semivolatile organic compounds (GC-MS) in accordance with EPA SW-846 Method 8270C. The samples were prepared on 02/28/2013 and analyzed on 03/04/2013.

Surrogates are added during the extraction process prior to dilution. When the sample is diluted, surrogate recoveries are diluted out and no corrective action is required.

Bis(2-ethylhexyl) phthalate was detected in method blank MB 240-76773/17-A at a level that was above the method detection limit but below the reporting limit. The value should be considered an estimate, and has been flagged “J”. If the associated sample reported a result above the MDL and/or RL, the result has been “B” flagged.

The laboratory control sample for batch 76773 exceeded control limits for the following analyte(s): 3,3'-Dichlorobenzidine. This compound has been identified as a poor performing analyte when analyzed using this method; therefore, re-extraction/re-analysis was not performed. The results have been reported and qualified.

No other difficulties were encountered during the SVOCs analysis.

All other quality control parameters were within the acceptance limits.

POLYCHLORINATED BIPHENYLS (PCBS)

Sample S-021413-SM-075 (240-21082-32) was analyzed for polychlorinated biphenyls (PCBs) in accordance with EPA SW-846 Method 8082. The samples were prepared on 02/28/2013 and analyzed on 03/04/2013.

No difficulties were encountered during the PCBs analysis.

All quality control parameters were within the acceptance limits.

TOTAL METALS (ICP)

Sample S-021413-SM-075 (240-21082-32) was analyzed for total metals (ICP) in accordance with EPA SW-846 Method 6010B. The samples were prepared on 03/01/2013 and analyzed on 03/04/2013 and 03/05/2013.

Several analytes were detected in method blank MB 240-76975/1-A at levels that were above the method detection limit but below the reporting limit. The values should be considered estimates, and have been flagged “J”. If the associated sample reported a result above the MDL and/or RL, the result has been “B” flagged.

Sample S-021413-SM-075 (240-21082-32)[5X] required dilution prior to analysis. The reporting limits have been adjusted accordingly.

No other difficulties were encountered during the metals analysis.

All other quality control parameters were within the acceptance limits.

TOTAL MERCURY

Sample S-021413-SM-075 (240-21082-32) was analyzed for total mercury in accordance with EPA SW-846 Method 7471A. The samples were prepared on 03/01/2013 and analyzed on 03/04/2013.

No difficulties were encountered during the mercury analysis.

All quality control parameters were within the acceptance limits.

TOTAL CYANIDE

Sample S-021413-SM-075 (240-21082-32) was analyzed for total cyanide in accordance with EPA SW-846 Method 9012A. The samples were prepared and analyzed on 02/28/2013.

Job ID: 240-21082-3 (Continued)

Laboratory: TestAmerica Canton (Continued)

No difficulties were encountered during the cyanide analysis.

All other quality control parameters were within the acceptance limits.

Method Summary

Client: Conestoga-Rovers & Associates, Inc.
Project/Site: 017324-T07-017, RACER Former MTM

TestAmerica Job ID: 240-21082-3

Method	Method Description	Protocol	Laboratory
8260B	Volatile Organic Compounds (GC/MS)	SW846	TAL NC
8270C	Semivolatile Organic Compounds (GC/MS)	SW846	TAL NC
8082	Polychlorinated Biphenyls (PCBs) by Gas Chromatography	SW846	TAL NC
6010B	Metals (ICP)	SW846	TAL NC
7471A	Mercury (CVAA)	SW846	TAL NC
9012A	Cyanide, Total and/or Amenable	SW846	TAL NC
Moisture	Percent Moisture	EPA	TAL NC

Protocol References:

EPA = US Environmental Protection Agency

SW846 = "Test Methods For Evaluating Solid Waste, Physical/Chemical Methods", Third Edition, November 1986 And Its Updates.

Laboratory References:

TAL NC = TestAmerica Canton, 4101 Shuffel Street NW, North Canton, OH 44720, TEL (330)497-9396

Sample Summary

Client: Conestoga-Rovers & Associates, Inc.
Project/Site: 017324-T07-017, RACER Former MTM

TestAmerica Job ID: 240-21082-3

Lab Sample ID	Client Sample ID	Matrix	Collected	Received
240-21082-32	S-021413-SM-075	Solid	02/14/13 08:45	02/15/13 07:50

Detection Summary

Client: Conestoga-Rovers & Associates, Inc.
Project/Site: 017324-T07-017, RACER Former MTM

TestAmerica Job ID: 240-21082-3

Client Sample ID: S-021413-SM-075

Lab Sample ID: 240-21082-32

Analyte	Result	Qualifier	RL	MDL	Unit	Dil Fac	D	Method	Prep Type
Methylene Chloride	56	B	6.3	0.84	ug/Kg	1	☼	8260B	Total/NA
4-Methyl-2-pentanone (MIBK)	1.4	J	25	0.68	ug/Kg	1	☼	8260B	Total/NA
Styrene	0.54	J	6.3	0.19	ug/Kg	1	☼	8260B	Total/NA
2-Methylnaphthalene	11		7.7	3.8	ug/Kg	1	☼	8270C	Total/NA
Acenaphthene	65		7.7	3.8	ug/Kg	1	☼	8270C	Total/NA
Acenaphthylene	5.7	J	7.7	3.8	ug/Kg	1	☼	8270C	Total/NA
Anthracene	170		7.7	3.8	ug/Kg	1	☼	8270C	Total/NA
Benzo[a]anthracene	520		7.7	3.8	ug/Kg	1	☼	8270C	Total/NA
Benzo[a]pyrene	520		7.7	3.8	ug/Kg	1	☼	8270C	Total/NA
Benzo[b]fluoranthene	750		7.7	3.8	ug/Kg	1	☼	8270C	Total/NA
Benzo[g,h,i]perylene	300		7.7	3.8	ug/Kg	1	☼	8270C	Total/NA
Benzo[k]fluoranthene	260		7.7	3.8	ug/Kg	1	☼	8270C	Total/NA
Bis(2-ethylhexyl) phthalate	37	J B	57	22	ug/Kg	1	☼	8270C	Total/NA
Carbazole	110		57	31	ug/Kg	1	☼	8270C	Total/NA
Chrysene	580		7.7	1.3	ug/Kg	1	☼	8270C	Total/NA
Dibenz(a,h)anthracene	86		7.7	3.8	ug/Kg	1	☼	8270C	Total/NA
Dibenzofuran	27	J	57	3.8	ug/Kg	1	☼	8270C	Total/NA
Fluoranthene	1100		7.7	3.8	ug/Kg	1	☼	8270C	Total/NA
Fluorene	53		7.7	3.8	ug/Kg	1	☼	8270C	Total/NA
Indeno[1,2,3-cd]pyrene	260		7.7	3.8	ug/Kg	1	☼	8270C	Total/NA
Naphthalene	12		7.7	3.8	ug/Kg	1	☼	8270C	Total/NA
Phenanthrene	650		7.7	3.8	ug/Kg	1	☼	8270C	Total/NA
Pyrene	910		7.7	3.8	ug/Kg	1	☼	8270C	Total/NA
Aluminum	3600		21	10	mg/Kg	1	☼	6010B	Total/NA
Antimony	1.2		1.1	0.42	mg/Kg	1	☼	6010B	Total/NA
Barium	55	B	21	0.076	mg/Kg	1	☼	6010B	Total/NA
Beryllium	0.081	J	0.53	0.046	mg/Kg	1	☼	6010B	Total/NA
Calcium	130000	B	2700	85	mg/Kg	5	☼	6010B	Total/NA
Cadmium	0.70		0.21	0.038	mg/Kg	1	☼	6010B	Total/NA
Cobalt	4.0	J	5.3	0.17	mg/Kg	1	☼	6010B	Total/NA
Chromium	97		0.53	0.21	mg/Kg	1	☼	6010B	Total/NA
Copper	330		13	3.9	mg/Kg	5	☼	6010B	Total/NA
Iron	19000		11	5.2	mg/Kg	1	☼	6010B	Total/NA
Potassium	550	B	530	6.6	mg/Kg	1	☼	6010B	Total/NA
Magnesium	60000	B	2700	27	mg/Kg	5	☼	6010B	Total/NA
Manganese	330	B	1.6	0.079	mg/Kg	1	☼	6010B	Total/NA
Silver	0.34	J	0.53	0.11	mg/Kg	1	☼	6010B	Total/NA
Sodium	200	J	530	70	mg/Kg	1	☼	6010B	Total/NA
Nickel	60		4.3	0.29	mg/Kg	1	☼	6010B	Total/NA
Vanadium	10		5.3	0.13	mg/Kg	1	☼	6010B	Total/NA
Zinc	300		2.1	1.1	mg/Kg	1	☼	6010B	Total/NA
Arsenic	9.3		1.1	0.32	mg/Kg	1	☼	6010B	Total/NA
Lead	2600		1.6	1.0	mg/Kg	5	☼	6010B	Total/NA
Thallium	0.69	J	1.1	0.59	mg/Kg	1	☼	6010B	Total/NA
Mercury	0.032	J	0.12	0.018	mg/Kg	1	☼	7471A	Total/NA

This Detection Summary does not include radiochemical test results.

Client: Conestoga-Rovers & Associates, Inc.
Project/Site: 017324-T07-017, RACER Former MTM

TestAmerica Job ID: 240-21082-3

Client Sample ID: S-021413-SM-075
Date Collected: 02/14/13 08:45
Date Received: 02/15/13 07:50

Lab Sample ID: 240-21082-32
Matrix: Solid
Percent Solids: 87.0

Method: 8260B - Volatile Organic Compounds (GC/MS)

Analyte	Result	Qualifier	RL	MDL	Unit	D	Prepared	Analyzed	Dil Fac
Acetone	25	U	25	7.9	ug/Kg	☼	02/15/13 21:16	02/28/13 01:15	1
Benzene	6.3	U	6.3	0.29	ug/Kg	☼	02/15/13 21:16	02/28/13 01:15	1
Dichlorobromomethane	6.3	U	6.3	0.35	ug/Kg	☼	02/15/13 21:16	02/28/13 01:15	1
Bromoform	6.3	U	6.3	0.42	ug/Kg	☼	02/15/13 21:16	02/28/13 01:15	1
Bromomethane	6.3	U	6.3	0.68	ug/Kg	☼	02/15/13 21:16	02/28/13 01:15	1
2-Butanone (MEK)	25	U	25	1.8	ug/Kg	☼	02/15/13 21:16	02/28/13 01:15	1
Carbon disulfide	6.3	U	6.3	0.55	ug/Kg	☼	02/15/13 21:16	02/28/13 01:15	1
Carbon tetrachloride	6.3	U	6.3	0.47	ug/Kg	☼	02/15/13 21:16	02/28/13 01:15	1
Chlorobenzene	6.3	U	6.3	0.42	ug/Kg	☼	02/15/13 21:16	02/28/13 01:15	1
Chloroethane	6.3	U	6.3	1.1	ug/Kg	☼	02/15/13 21:16	02/28/13 01:15	1
Chloroform	6.3	U	6.3	0.36	ug/Kg	☼	02/15/13 21:16	02/28/13 01:15	1
Chloromethane	6.3	U	6.3	0.52	ug/Kg	☼	02/15/13 21:16	02/28/13 01:15	1
1,1-Dichloroethane	6.3	U	6.3	0.45	ug/Kg	☼	02/15/13 21:16	02/28/13 01:15	1
1,2-Dichloroethane	6.3	U	6.3	0.43	ug/Kg	☼	02/15/13 21:16	02/28/13 01:15	1
1,1-Dichloroethene	6.3	U	6.3	0.65	ug/Kg	☼	02/15/13 21:16	02/28/13 01:15	1
1,2-Dichloropropane	6.3	U	6.3	0.87	ug/Kg	☼	02/15/13 21:16	02/28/13 01:15	1
cis-1,3-Dichloropropene	6.3	U	6.3	0.43	ug/Kg	☼	02/15/13 21:16	02/28/13 01:15	1
trans-1,3-Dichloropropene	6.3	U	6.3	0.68	ug/Kg	☼	02/15/13 21:16	02/28/13 01:15	1
Ethylbenzene	6.3	U	6.3	0.33	ug/Kg	☼	02/15/13 21:16	02/28/13 01:15	1
2-Hexanone	25	U	25	0.79	ug/Kg	☼	02/15/13 21:16	02/28/13 01:15	1
Methylene Chloride	**56**	**B**	6.3	0.84	ug/Kg	☼	02/15/13 21:16	02/28/13 01:15	1
4-Methyl-2-pentanone (MIBK)	**1.4**	**J**	25	0.68	ug/Kg	☼	02/15/13 21:16	02/28/13 01:15	1
Styrene	**0.54**	**J**	6.3	0.19	ug/Kg	☼	02/15/13 21:16	02/28/13 01:15	1
1,1,2,2-Tetrachloroethane	6.3	U	6.3	0.43	ug/Kg	☼	02/15/13 21:16	02/28/13 01:15	1
Tetrachloroethene	6.3	U	6.3	0.65	ug/Kg	☼	02/15/13 21:16	02/28/13 01:15	1
Toluene	6.3	U	6.3	0.34	ug/Kg	☼	02/15/13 21:16	02/28/13 01:15	1
Trichloroethene	6.3	U	6.3	0.53	ug/Kg	☼	02/15/13 21:16	02/28/13 01:15	1
Vinyl chloride	6.3	U	6.3	0.49	ug/Kg	☼	02/15/13 21:16	02/28/13 01:15	1
Xylenes, Total	13	U	13	0.84	ug/Kg	☼	02/15/13 21:16	02/28/13 01:15	1
1,1,1-Trichloroethane	6.3	U	6.3	0.70	ug/Kg	☼	02/15/13 21:16	02/28/13 01:15	1
1,1,2-Trichloroethane	6.3	U	6.3	0.49	ug/Kg	☼	02/15/13 21:16	02/28/13 01:15	1
Cyclohexane	13	U	13	0.42	ug/Kg	☼	02/15/13 21:16	02/28/13 01:15	1
1,2-Dibromo-3-Chloropropane	13	U	13	1.6	ug/Kg	☼	02/15/13 21:16	02/28/13 01:15	1
Ethylene Dibromide	6.3	U	6.3	0.63	ug/Kg	☼	02/15/13 21:16	02/28/13 01:15	1
Dichlorodifluoromethane	6.3	U	6.3	0.63	ug/Kg	☼	02/15/13 21:16	02/28/13 01:15	1
cis-1,2-Dichloroethene	6.3	U	6.3	0.45	ug/Kg	☼	02/15/13 21:16	02/28/13 01:15	1
trans-1,2-Dichloroethene	6.3	U	6.3	0.52	ug/Kg	☼	02/15/13 21:16	02/28/13 01:15	1
Isopropylbenzene	6.3	U	6.3	0.20	ug/Kg	☼	02/15/13 21:16	02/28/13 01:15	1
Methyl acetate	13	U	13	1.8	ug/Kg	☼	02/15/13 21:16	02/28/13 01:15	1
Methyl tert-butyl ether	25	U	25	0.54	ug/Kg	☼	02/15/13 21:16	02/28/13 01:15	1
1,1,2-Trichloro-1,2,2-trifluoroethane	6.3	U	6.3	1.6	ug/Kg	☼	02/15/13 21:16	02/28/13 01:15	1
1,2,4-Trichlorobenzene	6.3	U	6.3	0.34	ug/Kg	☼	02/15/13 21:16	02/28/13 01:15	1
1,2-Dichlorobenzene	6.3	U	6.3	0.45	ug/Kg	☼	02/15/13 21:16	02/28/13 01:15	1
1,3-Dichlorobenzene	6.3	U	6.3	0.44	ug/Kg	☼	02/15/13 21:16	02/28/13 01:15	1
1,4-Dichlorobenzene	6.3	U	6.3	0.83	ug/Kg	☼	02/15/13 21:16	02/28/13 01:15	1
Trichlorofluoromethane	6.3	U	6.3	0.43	ug/Kg	☼	02/15/13 21:16	02/28/13 01:15	1
Chlorodibromomethane	6.3	U	6.3	0.69	ug/Kg	☼	02/15/13 21:16	02/28/13 01:15	1
Methylcyclohexane	13	U	13	0.39	ug/Kg	☼	02/15/13 21:16	02/28/13 01:15	1

Client: Conestoga-Rovers & Associates, Inc.
Project/Site: 017324-T07-017, RACER Former MTM

TestAmerica Job ID: 240-21082-3

Client Sample ID: S-021413-SM-075
Date Collected: 02/14/13 08:45
Date Received: 02/15/13 07:50

Lab Sample ID: 240-21082-32
Matrix: Solid
Percent Solids: 87.0

Surrogate	%Recovery	Qualifier	Limits	Prepared	Analyzed	Dil Fac
1,2-Dichloroethane-d4 (Surr)	*90*		*58 - 123*	*02/15/13 21:16*	*02/28/13 01:15*	*1*
4-Bromofluorobenzene (Surr)	*90*		*52 - 136*	*02/15/13 21:16*	*02/28/13 01:15*	*1*
Toluene-d8 (Surr)	*100*		*67 - 125*	*02/15/13 21:16*	*02/28/13 01:15*	*1*
Dibromofluoromethane (Surr)	*96*		*37 - 132*	*02/15/13 21:16*	*02/28/13 01:15*	*1*

Method: 8270C - Semivolatile Organic Compounds (GC/MS)

Analyte	Result	Qualifier	RL	MDL	Unit	D	Prepared	Analyzed	Dil Fac
1,1'-Biphenyl	57	U	57	31	ug/Kg	☼	02/28/13 09:45	03/04/13 22:09	1
2,2'-oxybis[1-chloropropane]	110	U	110	11	ug/Kg	☼	02/28/13 09:45	03/04/13 22:09	1
2,4,5-Trichlorophenol	170	U	170	29	ug/Kg	☼	02/28/13 09:45	03/04/13 22:09	1
2,4,6-Trichlorophenol	170	U	170	92	ug/Kg	☼	02/28/13 09:45	03/04/13 22:09	1
2,4-Dichlorophenol	170	U	170	23	ug/Kg	☼	02/28/13 09:45	03/04/13 22:09	1
2,4-Dimethylphenol	170	U	170	23	ug/Kg	☼	02/28/13 09:45	03/04/13 22:09	1
2,4-Dinitrophenol	380	U	380	92	ug/Kg	☼	02/28/13 09:45	03/04/13 22:09	1
2,4-Dinitrotoluene	230	U	230	31	ug/Kg	☼	02/28/13 09:45	03/04/13 22:09	1
2,6-Dinitrotoluene	230	U	230	24	ug/Kg	☼	02/28/13 09:45	03/04/13 22:09	1
2-Chloronaphthalene	57	U	57	3.8	ug/Kg	☼	02/28/13 09:45	03/04/13 22:09	1
2-Chlorophenol	57	U	57	31	ug/Kg	☼	02/28/13 09:45	03/04/13 22:09	1
2-Methylnaphthalene	**11**		7.7	3.8	ug/Kg	☼	02/28/13 09:45	03/04/13 22:09	1
2-Methylphenol	230	U	230	92	ug/Kg	☼	02/28/13 09:45	03/04/13 22:09	1
2-Nitroaniline	230	U	230	10	ug/Kg	☼	02/28/13 09:45	03/04/13 22:09	1
2-Nitrophenol	57	U	57	31	ug/Kg	☼	02/28/13 09:45	03/04/13 22:09	1
3,3'-Dichlorobenzidine	110	U *	110	21	ug/Kg	☼	02/28/13 09:45	03/04/13 22:09	1
3-Nitroaniline	230	U	230	18	ug/Kg	☼	02/28/13 09:45	03/04/13 22:09	1
4,6-Dinitro-2-methylphenol	170	U	170	92	ug/Kg	☼	02/28/13 09:45	03/04/13 22:09	1
4-Bromophenyl phenyl ether	57	U	57	15	ug/Kg	☼	02/28/13 09:45	03/04/13 22:09	1
4-Chloro-3-methylphenol	170	U	170	24	ug/Kg	☼	02/28/13 09:45	03/04/13 22:09	1
4-Chloroaniline	170	U	170	20	ug/Kg	☼	02/28/13 09:45	03/04/13 22:09	1
4-Chlorophenyl phenyl ether	57	U	57	15	ug/Kg	☼	02/28/13 09:45	03/04/13 22:09	1
4-Nitroaniline	230	U	230	30	ug/Kg	☼	02/28/13 09:45	03/04/13 22:09	1
4-Nitrophenol	380	U	380	92	ug/Kg	☼	02/28/13 09:45	03/04/13 22:09	1
Acenaphthene	**65**		7.7	3.8	ug/Kg	☼	02/28/13 09:45	03/04/13 22:09	1
Acenaphthylene	**5.7**	**J**	7.7	3.8	ug/Kg	☼	02/28/13 09:45	03/04/13 22:09	1
Acetophenone	110	U	110	11	ug/Kg	☼	02/28/13 09:45	03/04/13 22:09	1
Anthracene	**170**		7.7	3.8	ug/Kg	☼	02/28/13 09:45	03/04/13 22:09	1
Atrazine	230	U	230	10	ug/Kg	☼	02/28/13 09:45	03/04/13 22:09	1
Benzaldehyde	110	U	110	14	ug/Kg	☼	02/28/13 09:45	03/04/13 22:09	1
Benzo[a]anthracene	**520**		7.7	3.8	ug/Kg	☼	02/28/13 09:45	03/04/13 22:09	1
Benzo[a]pyrene	**520**		7.7	3.8	ug/Kg	☼	02/28/13 09:45	03/04/13 22:09	1
Benzo[b]fluoranthene	**750**		7.7	3.8	ug/Kg	☼	02/28/13 09:45	03/04/13 22:09	1
Benzo[g,h,i]perylene	**300**		7.7	3.8	ug/Kg	☼	02/28/13 09:45	03/04/13 22:09	1
Benzo[k]fluoranthene	**260**		7.7	3.8	ug/Kg	☼	02/28/13 09:45	03/04/13 22:09	1
Bis(2-chloroethoxy)methane	110	U	110	25	ug/Kg	☼	02/28/13 09:45	03/04/13 22:09	1
Bis(2-chloroethyl)ether	110	U	110	2.3	ug/Kg	☼	02/28/13 09:45	03/04/13 22:09	1
Bis(2-ethylhexyl) phthalate	**37**	**J B**	57	22	ug/Kg	☼	02/28/13 09:45	03/04/13 22:09	1
Butyl benzyl phthalate	57	U	57	11	ug/Kg	☼	02/28/13 09:45	03/04/13 22:09	1
Caprolactam	380	U	380	42	ug/Kg	☼	02/28/13 09:45	03/04/13 22:09	1
Carbazole	**110**		57	31	ug/Kg	☼	02/28/13 09:45	03/04/13 22:09	1
Chrysene	**580**		7.7	1.3	ug/Kg	☼	02/28/13 09:45	03/04/13 22:09	1
Dibenz(a,h)anthracene	**86**		7.7	3.8	ug/Kg	☼	02/28/13 09:45	03/04/13 22:09	1

Client Sample ID: S-021413-SM-075
Date Collected: 02/14/13 08:45
Date Received: 02/15/13 07:50

Lab Sample ID: 240-21082-32
Matrix: Solid
Percent Solids: 87.0

Method: 8270C - Semivolatile Organic Compounds (GC/MS) (Continued)

Analyte	Result	Qualifier	RL	MDL	Unit	D	Prepared	Analyzed	Dil Fac
Dibenzofuran	**27**	**J**	57	3.8	ug/Kg	☼	02/28/13 09:45	03/04/13 22:09	1
Diethyl phthalate	57	U	57	18	ug/Kg	☼	02/28/13 09:45	03/04/13 22:09	1
Dimethyl phthalate	57	U	57	20	ug/Kg	☼	02/28/13 09:45	03/04/13 22:09	1
Di-n-butyl phthalate	57	U	57	17	ug/Kg	☼	02/28/13 09:45	03/04/13 22:09	1
Di-n-octyl phthalate	57	U	57	31	ug/Kg	☼	02/28/13 09:45	03/04/13 22:09	1
Fluoranthene	**1100**		7.7	3.8	ug/Kg	☼	02/28/13 09:45	03/04/13 22:09	1
Fluorene	**53**		7.7	3.8	ug/Kg	☼	02/28/13 09:45	03/04/13 22:09	1
Hexachlorobenzene	7.7	U	7.7	2.4	ug/Kg	☼	02/28/13 09:45	03/04/13 22:09	1
Hexachlorobutadiene	57	U	57	31	ug/Kg	☼	02/28/13 09:45	03/04/13 22:09	1
Hexachlorocyclopentadiene	380	U	380	31	ug/Kg	☼	02/28/13 09:45	03/04/13 22:09	1
Hexachloroethane	57	U	57	10	ug/Kg	☼	02/28/13 09:45	03/04/13 22:09	1
Indeno[1,2,3-cd]pyrene	**260**		7.7	3.8	ug/Kg	☼	02/28/13 09:45	03/04/13 22:09	1
Isophorone	57	U	57	15	ug/Kg	☼	02/28/13 09:45	03/04/13 22:09	1
Naphthalene	**12**		7.7	3.8	ug/Kg	☼	02/28/13 09:45	03/04/13 22:09	1
Nitrobenzene	110	U	110	2.5	ug/Kg	☼	02/28/13 09:45	03/04/13 22:09	1
N-Nitrosodi-n-propylamine	57	U	57	31	ug/Kg	☼	02/28/13 09:45	03/04/13 22:09	1
N-Nitrosodiphenylamine	57	U	57	24	ug/Kg	☼	02/28/13 09:45	03/04/13 22:09	1
Pentachlorophenol	170	U	170	92	ug/Kg	☼	02/28/13 09:45	03/04/13 22:09	1
Phenol	57	U	57	31	ug/Kg	☼	02/28/13 09:45	03/04/13 22:09	1
Phenanthrene	**650**		7.7	3.8	ug/Kg	☼	02/28/13 09:45	03/04/13 22:09	1
Pyrene	**910**		7.7	3.8	ug/Kg	☼	02/28/13 09:45	03/04/13 22:09	1
3 & 4 Methylphenol	460	U	460	23	ug/Kg	☼	02/28/13 09:45	03/04/13 22:09	1

Surrogate	*%Recovery*	*Qualifier*	*Limits*	*Prepared*	*Analyzed*	*Dil Fac*
2-Fluorobiphenyl (Surr)	*71*		*24 - 110*	*02/28/13 09:45*	*03/04/13 22:09*	*1*
2-Fluorophenol (Surr)	*61*		*24 - 110*	*02/28/13 09:45*	*03/04/13 22:09*	*1*
2,4,6-Tribromophenol (Surr)	*38*		*10 - 110*	*02/28/13 09:45*	*03/04/13 22:09*	*1*
Nitrobenzene-d5 (Surr)	*67*		*20 - 110*	*02/28/13 09:45*	*03/04/13 22:09*	*1*
Phenol-d5 (Surr)	*62*		*26 - 110*	*02/28/13 09:45*	*03/04/13 22:09*	*1*
Terphenyl-d14 (Surr)	*91*		*36 - 110*	*02/28/13 09:45*	*03/04/13 22:09*	*1*

Method: 8082 - Polychlorinated Biphenyls (PCBs) by Gas Chromatography

Analyte	Result	Qualifier	RL	MDL	Unit	D	Prepared	Analyzed	Dil Fac
Aroclor-1016	38	U	38	24	ug/Kg	☼	02/28/13 10:04	03/04/13 09:41	1
Aroclor-1221	38	U	38	18	ug/Kg	☼	02/28/13 10:04	03/04/13 09:41	1
Aroclor-1232	38	U	38	16	ug/Kg	☼	02/28/13 10:04	03/04/13 09:41	1
Aroclor-1242	38	U	38	15	ug/Kg	☼	02/28/13 10:04	03/04/13 09:41	1
Aroclor-1248	38	U	38	20	ug/Kg	☼	02/28/13 10:04	03/04/13 09:41	1
Aroclor-1254	38	U	38	20	ug/Kg	☼	02/28/13 10:04	03/04/13 09:41	1
Aroclor-1260	38	U	38	20	ug/Kg	☼	02/28/13 10:04	03/04/13 09:41	1

Surrogate	*%Recovery*	*Qualifier*	*Limits*	*Prepared*	*Analyzed*	*Dil Fac*
Tetrachloro-m-xylene	*85*		*29 - 151*	*02/28/13 10:04*	*03/04/13 09:41*	*1*
DCB Decachlorobiphenyl	*95*		*14 - 163*	*02/28/13 10:04*	*03/04/13 09:41*	*1*

Method: 6010B - Metals (ICP)

Analyte	Result	Qualifier	RL	MDL	Unit	D	Prepared	Analyzed	Dil Fac
Aluminum	**3600**		21	10	mg/Kg	☼	03/01/13 11:23	03/04/13 23:50	1
Antimony	**1.2**		1.1	0.42	mg/Kg	☼	03/01/13 11:23	03/04/13 23:50	1
Barium	**55**	**B**	21	0.076	mg/Kg	☼	03/01/13 11:23	03/04/13 23:50	1

Client: Conestoga-Rovers & Associates, Inc.
Project/Site: 017324-T07-017, RACER Former MTM

TestAmerica Job ID: 240-21082-3

Client Sample ID: S-021413-SM-075
Date Collected: 02/14/13 08:45
Date Received: 02/15/13 07:50

Lab Sample ID: 240-21082-32
Matrix: Solid
Percent Solids: 87.0

Method: 6010B - Metals (ICP) (Continued)

Analyte	Result	Qualifier	RL	MDL	Unit	D	Prepared	Analyzed	Dil Fac
Beryllium	0.081	J	0.53	0.046	mg/Kg	☼	03/01/13 11:23	03/04/13 23:50	1
Calcium	130000	B	2700	85	mg/Kg	☼	03/01/13 11:23	03/05/13 11:15	5
Cadmium	0.70		0.21	0.038	mg/Kg	☼	03/01/13 11:23	03/04/13 23:50	1
Cobalt	4.0	J	5.3	0.17	mg/Kg	☼	03/01/13 11:23	03/04/13 23:50	1
Chromium	97		0.53	0.21	mg/Kg	☼	03/01/13 11:23	03/04/13 23:50	1
Copper	330		13	3.9	mg/Kg	☼	03/01/13 11:23	03/05/13 11:15	5
Iron	19000		11	5.2	mg/Kg	☼	03/01/13 11:23	03/04/13 23:50	1
Potassium	550	B	530	6.6	mg/Kg	☼	03/01/13 11:23	03/04/13 23:50	1
Magnesium	60000	B	2700	27	mg/Kg	☼	03/01/13 11:23	03/05/13 11:15	5
Manganese	330	B	1.6	0.079	mg/Kg	☼	03/01/13 11:23	03/04/13 23:50	1
Silver	0.34	J	0.53	0.11	mg/Kg	☼	03/01/13 11:23	03/04/13 23:50	1
Sodium	200	J	530	70	mg/Kg	☼	03/01/13 11:23	03/04/13 23:50	1
Nickel	60		4.3	0.29	mg/Kg	☼	03/01/13 11:23	03/04/13 23:50	1
Vanadium	10		5.3	0.13	mg/Kg	☼	03/01/13 11:23	03/04/13 23:50	1
Zinc	300		2.1	1.1	mg/Kg	☼	03/01/13 11:23	03/04/13 23:50	1
Arsenic	9.3		1.1	0.32	mg/Kg	☼	03/01/13 11:23	03/04/13 23:50	1
Lead	2600		1.6	1.0	mg/Kg	☼	03/01/13 11:23	03/05/13 11:15	5
Selenium	0.53	U	0.53	0.48	mg/Kg	☼	03/01/13 11:23	03/04/13 23:50	1
Thallium	0.69	J	1.1	0.59	mg/Kg	☼	03/01/13 11:23	03/04/13 23:50	1

Method: 7471A - Mercury (CVAA)

Analyte	Result	Qualifier	RL	MDL	Unit	D	Prepared	Analyzed	Dil Fac
Mercury	0.032	J	0.12	0.018	mg/Kg	☼	03/01/13 13:30	03/04/13 10:12	1

General Chemistry

Analyte	Result	Qualifier	RL	MDL	Unit	D	Prepared	Analyzed	Dil Fac
Cyanide, Total	0.56	U	0.56	0.11	mg/Kg	☼	02/28/13 12:56	02/28/13 16:33	1

Surrogate Summary

Client: Conestoga-Rovers & Associates, Inc.
Project/Site: 017324-T07-017, RACER Former MTM

TestAmerica Job ID: 240-21082-3

Method: 8260B - Volatile Organic Compounds (GC/MS)

Matrix: Solid **Prep Type: Total/NA**

		Percent Surrogate Recovery (Acceptance Limits)			
		12DCE	BFB	TOL	DBFM
Lab Sample ID	Client Sample ID	(58-123)	(52-136)	(67-125)	(37-132)
240-21082-32	S-021413-SM-075	90	90	100	96
LCS 240-76720/5	Lab Control Sample	83	91	94	90
MB 240-76720/6	Method Blank	85	88	92	90

Surrogate Legend

12DCE = 1,2-Dichloroethane-d4 (Surr)
BFB = 4-Bromofluorobenzene (Surr)
TOL = Toluene-d8 (Surr)
DBFM = Dibromofluoromethane (Surr)

Method: 8270C - Semivolatile Organic Compounds (GC/MS)

Matrix: Solid **Prep Type: Total/NA**

		Percent Surrogate Recovery (Acceptance Limits)					
		FBP	2FP	TBP	NBZ	PHL	TPH
Lab Sample ID	Client Sample ID	(24-110)	(24-110)	(10-110)	(20-110)	(26-110)	(36-110)
240-21082-32	S-021413-SM-075	71	61	38	67	62	91
LCS 240-76773/18-A	Lab Control Sample	64	53	53	61	53	82
MB 240-76773/17-A	Method Blank	71	57	39	69	57	100

Surrogate Legend

FBP = 2-Fluorobiphenyl (Surr)
2FP = 2-Fluorophenol (Surr)
TBP = 2,4,6-Tribromophenol (Surr)
NBZ = Nitrobenzene-d5 (Surr)
PHL = Phenol-d5 (Surr)
TPH = Terphenyl-d14 (Surr)

Method: 8082 - Polychlorinated Biphenyls (PCBs) by Gas Chromatography

Matrix: Solid **Prep Type: Total/NA**

		Percent Surrogate Recovery (Acceptance Limits)	
		TCX1	DCB1
Lab Sample ID	Client Sample ID	(29-151)	(14-163)
240-21082-32	S-021413-SM-075	85	95
LCS 240-76781/12-A	Lab Control Sample	80	92
MB 240-76781/11-A	Method Blank	81	77

Surrogate Legend

TCX = Tetrachloro-m-xylene
DCB = DCB Decachlorobiphenyl

Client: Conestoga-Rovers & Associates, Inc.
Project/Site: 017324-T07-017, RACER Former MTM

TestAmerica Job ID: 240-21082-3

Method: 8260B - Volatile Organic Compounds (GC/MS)

Lab Sample ID: MB 240-76720/6
Matrix: Solid
Analysis Batch: 76720

Client Sample ID: Method Blank
Prep Type: Total/NA

Analyte	MB Result	MB Qualifier	RL	MDL	Unit	D	Prepared	Analyzed	Dil Fac
Acetone	20	U	20	6.3	ug/Kg			02/28/13 00:23	1
Benzene	5.0	U	5.0	0.23	ug/Kg			02/28/13 00:23	1
Dichlorobromomethane	5.0	U	5.0	0.28	ug/Kg			02/28/13 00:23	1
Bromoform	5.0	U	5.0	0.33	ug/Kg			02/28/13 00:23	1
Bromomethane	5.0	U	5.0	0.54	ug/Kg			02/28/13 00:23	1
2-Butanone (MEK)	20	U	20	1.4	ug/Kg			02/28/13 00:23	1
Carbon disulfide	5.0	U	5.0	0.44	ug/Kg			02/28/13 00:23	1
Carbon tetrachloride	5.0	U	5.0	0.37	ug/Kg			02/28/13 00:23	1
Chlorobenzene	5.0	U	5.0	0.33	ug/Kg			02/28/13 00:23	1
Chloroethane	5.0	U	5.0	0.86	ug/Kg			02/28/13 00:23	1
Chloroform	5.0	U	5.0	0.29	ug/Kg			02/28/13 00:23	1
Chloromethane	5.0	U	5.0	0.41	ug/Kg			02/28/13 00:23	1
1,1-Dichloroethane	5.0	U	5.0	0.36	ug/Kg			02/28/13 00:23	1
1,2-Dichloroethane	5.0	U	5.0	0.34	ug/Kg			02/28/13 00:23	1
1,1-Dichloroethene	5.0	U	5.0	0.52	ug/Kg			02/28/13 00:23	1
1,2-Dichloropropane	5.0	U	5.0	0.69	ug/Kg			02/28/13 00:23	1
cis-1,3-Dichloropropene	5.0	U	5.0	0.34	ug/Kg			02/28/13 00:23	1
trans-1,3-Dichloropropene	5.0	U	5.0	0.54	ug/Kg			02/28/13 00:23	1
Ethylbenzene	5.0	U	5.0	0.26	ug/Kg			02/28/13 00:23	1
2-Hexanone	20	U	20	0.63	ug/Kg			02/28/13 00:23	1
Methylene Chloride	1.50	J	5.0	0.67	ug/Kg			02/28/13 00:23	1
4-Methyl-2-pentanone (MIBK)	20	U	20	0.54	ug/Kg			02/28/13 00:23	1
Styrene	5.0	U	5.0	0.15	ug/Kg			02/28/13 00:23	1
1,1,2,2-Tetrachloroethane	5.0	U	5.0	0.34	ug/Kg			02/28/13 00:23	1
Tetrachloroethene	5.0	U	5.0	0.52	ug/Kg			02/28/13 00:23	1
Toluene	5.0	U	5.0	0.27	ug/Kg			02/28/13 00:23	1
Trichloroethene	5.0	U	5.0	0.42	ug/Kg			02/28/13 00:23	1
Vinyl chloride	5.0	U	5.0	0.39	ug/Kg			02/28/13 00:23	1
Xylenes, Total	10	U	10	0.67	ug/Kg			02/28/13 00:23	1
1,1,1-Trichloroethane	5.0	U	5.0	0.56	ug/Kg			02/28/13 00:23	1
1,1,2-Trichloroethane	5.0	U	5.0	0.39	ug/Kg			02/28/13 00:23	1
Cyclohexane	10	U	10	0.33	ug/Kg			02/28/13 00:23	1
1,2-Dibromo-3-Chloropropane	10	U	10	1.3	ug/Kg			02/28/13 00:23	1
Ethylene Dibromide	5.0	U	5.0	0.50	ug/Kg			02/28/13 00:23	1
Dichlorodifluoromethane	5.0	U	5.0	0.50	ug/Kg			02/28/13 00:23	1
cis-1,2-Dichloroethene	5.0	U	5.0	0.36	ug/Kg			02/28/13 00:23	1
trans-1,2-Dichloroethene	5.0	U	5.0	0.41	ug/Kg			02/28/13 00:23	1
Isopropylbenzene	5.0	U	5.0	0.16	ug/Kg			02/28/13 00:23	1
Methyl acetate	10	U	10	1.4	ug/Kg			02/28/13 00:23	1
Methyl tert-butyl ether	20	U	20	0.43	ug/Kg			02/28/13 00:23	1
1,1,2-Trichloro-1,2,2-trifluoroethane	5.0	U	5.0	1.3	ug/Kg			02/28/13 00:23	1
1,2,4-Trichlorobenzene	5.0	U	5.0	0.27	ug/Kg			02/28/13 00:23	1
1,2-Dichlorobenzene	5.0	U	5.0	0.36	ug/Kg			02/28/13 00:23	1
1,3-Dichlorobenzene	5.0	U	5.0	0.35	ug/Kg			02/28/13 00:23	1
1,4-Dichlorobenzene	5.0	U	5.0	0.66	ug/Kg			02/28/13 00:23	1
Trichlorofluoromethane	5.0	U	5.0	0.34	ug/Kg			02/28/13 00:23	1
Chlorodibromomethane	5.0	U	5.0	0.55	ug/Kg			02/28/13 00:23	1
Methylcyclohexane	10	U	10	0.31	ug/Kg			02/28/13 00:23	1

Method: 8260B - Volatile Organic Compounds (GC/MS) (Continued)

Lab Sample ID: MB 240-76720/6
Matrix: Solid
Analysis Batch: 76720

Client Sample ID: Method Blank
Prep Type: Total/NA

Surrogate	MB %Recovery	MB Qualifier	Limits	Prepared	Analyzed	Dil Fac
1,2-Dichloroethane-d4 (Surr)	85		58 - 123		02/28/13 00:23	1
4-Bromofluorobenzene (Surr)	88		52 - 136		02/28/13 00:23	1
Toluene-d8 (Surr)	92		67 - 125		02/28/13 00:23	1
Dibromofluoromethane (Surr)	90		37 - 132		02/28/13 00:23	1

Lab Sample ID: LCS 240-76720/5
Matrix: Solid
Analysis Batch: 76720

Client Sample ID: Lab Control Sample
Prep Type: Total/NA

Analyte	Spike Added	LCS Result	LCS Qualifier	Unit	D	%Rec	%Rec. Limits
Acetone	50.0	36.4		ug/Kg		73	41 - 137
Benzene	25.0	23.3		ug/Kg		93	79 - 112
Dichlorobromomethane	25.0	24.5		ug/Kg		98	84 - 122
Bromoform	25.0	23.0		ug/Kg		92	62 - 133
Bromomethane	25.0	24.3		ug/Kg		97	42 - 136
2-Butanone (MEK)	50.0	36.9		ug/Kg		74	52 - 131
Carbon disulfide	25.0	25.0		ug/Kg		100	62 - 146
Carbon tetrachloride	25.0	25.2		ug/Kg		101	71 - 129
Chlorobenzene	25.0	23.1		ug/Kg		92	78 - 110
Chloroethane	25.0	25.5		ug/Kg		102	58 - 117
Chloroform	25.0	23.3		ug/Kg		93	77 - 114
Chloromethane	25.0	24.9		ug/Kg		99	50 - 110
1,1-Dichloroethane	25.0	23.5		ug/Kg		94	76 - 115
1,2-Dichloroethane	25.0	22.4		ug/Kg		90	72 - 120
1,1-Dichloroethene	25.0	24.7		ug/Kg		99	75 - 135
1,2-Dichloropropane	25.0	22.9		ug/Kg		92	87 - 113
cis-1,3-Dichloropropene	25.0	23.2		ug/Kg		93	74 - 128
trans-1,3-Dichloropropene	25.0	23.3		ug/Kg		93	73 - 131
Ethylbenzene	25.0	23.6		ug/Kg		94	79 - 117
2-Hexanone	50.0	39.4		ug/Kg		79	64 - 136
Methylene Chloride	25.0	26.0		ug/Kg		104	75 - 118
4-Methyl-2-pentanone (MIBK)	50.0	41.9		ug/Kg		84	67 - 135
Styrene	25.0	25.6		ug/Kg		102	87 - 117
1,1,2,2-Tetrachloroethane	25.0	23.8		ug/Kg		95	77 - 123
Tetrachloroethene	25.0	24.5		ug/Kg		98	79 - 114
Toluene	25.0	23.1		ug/Kg		93	75 - 111
Trichloroethene	25.0	24.0		ug/Kg		96	79 - 113
Vinyl chloride	25.0	25.1		ug/Kg		100	57 - 114
Xylenes, Total	75.0	74.1		ug/Kg		99	80 - 118
1,1,1-Trichloroethane	25.0	24.9		ug/Kg		99	77 - 126
1,1,2-Trichloroethane	25.0	24.4		ug/Kg		98	83 - 112
Cyclohexane	25.0	23.0		ug/Kg		92	66 - 110
1,2-Dibromo-3-Chloropropane	25.0	24.1		ug/Kg		96	61 - 132
Ethylene Dibromide	25.0	23.5		ug/Kg		94	83 - 117
Dichlorodifluoromethane	25.0	25.1		ug/Kg		100	26 - 113
cis-1,2-Dichloroethene	25.0	23.4		ug/Kg		94	76 - 113
trans-1,2-Dichloroethene	25.0	24.5		ug/Kg		98	78 - 117
Isopropylbenzene	25.0	24.9		ug/Kg		100	76 - 122

Method: 8260B - Volatile Organic Compounds (GC/MS) (Continued)

Lab Sample ID: LCS 240-76720/5
Matrix: Solid
Analysis Batch: 76720

Client Sample ID: Lab Control Sample
Prep Type: Total/NA

Analyte	Spike Added	LCS Result	LCS Qualifier	Unit	D	%Rec	%Rec. Limits
Methyl acetate	25.0	21.4		ug/Kg		86	57 - 130
Methyl tert-butyl ether	25.0	22.9		ug/Kg		92	49 - 165
1,1,2-Trichloro-1,2,2-trifluoroethane	25.0	25.8		ug/Kg		103	82 - 138
1,2,4-Trichlorobenzene	25.0	25.4		ug/Kg		102	64 - 124
1,2-Dichlorobenzene	25.0	23.7		ug/Kg		95	76 - 110
1,3-Dichlorobenzene	25.0	24.1		ug/Kg		97	78 - 111
1,4-Dichlorobenzene	25.0	23.3		ug/Kg		93	75 - 110
Trichlorofluoromethane	25.0	28.5		ug/Kg		114	57 - 146
Chlorodibromomethane	25.0	23.9		ug/Kg		96	72 - 127
Methylcyclohexane	25.0	23.8		ug/Kg		95	70 - 126
m-Xylene & p-Xylene	50.0	48.8		ug/Kg		98	80 - 117
o-Xylene	25.0	25.3		ug/Kg		101	80 - 120

Surrogate	*LCS %Recovery*	*LCS Qualifier*	*Limits*
1,2-Dichloroethane-d4 (Surr)	*83*		*58 - 123*
4-Bromofluorobenzene (Surr)	*91*		*52 - 136*
Toluene-d8 (Surr)	*94*		*67 - 125*
Dibromofluoromethane (Surr)	*90*		*37 - 132*

Method: 8270C - Semivolatile Organic Compounds (GC/MS)

Lab Sample ID: MB 240-76773/17-A
Matrix: Solid
Analysis Batch: 77119

Client Sample ID: Method Blank
Prep Type: Total/NA
Prep Batch: 76773

Analyte	MB Result	MB Qualifier	RL	MDL	Unit	D	Prepared	Analyzed	Dil Fac
1,1'-Biphenyl	50	U	50	27	ug/Kg		02/28/13 09:45	03/04/13 14:41	1
2,2'-oxybis[1-chloropropane]	100	U	100	9.5	ug/Kg		02/28/13 09:45	03/04/13 14:41	1
2,4,5-Trichlorophenol	150	U	150	25	ug/Kg		02/28/13 09:45	03/04/13 14:41	1
2,4,6-Trichlorophenol	150	U	150	80	ug/Kg		02/28/13 09:45	03/04/13 14:41	1
2,4-Dichlorophenol	150	U	150	20	ug/Kg		02/28/13 09:45	03/04/13 14:41	1
2,4-Dimethylphenol	150	U	150	20	ug/Kg		02/28/13 09:45	03/04/13 14:41	1
2,4-Dinitrophenol	330	U	330	80	ug/Kg		02/28/13 09:45	03/04/13 14:41	1
2,4-Dinitrotoluene	200	U	200	27	ug/Kg		02/28/13 09:45	03/04/13 14:41	1
2,6-Dinitrotoluene	200	U	200	21	ug/Kg		02/28/13 09:45	03/04/13 14:41	1
2-Chloronaphthalene	50	U	50	3.3	ug/Kg		02/28/13 09:45	03/04/13 14:41	1
2-Chlorophenol	50	U	50	27	ug/Kg		02/28/13 09:45	03/04/13 14:41	1
2-Methylnaphthalene	6.7	U	6.7	3.3	ug/Kg		02/28/13 09:45	03/04/13 14:41	1
2-Methylphenol	200	U	200	80	ug/Kg		02/28/13 09:45	03/04/13 14:41	1
2-Nitroaniline	200	U	200	9.1	ug/Kg		02/28/13 09:45	03/04/13 14:41	1
2-Nitrophenol	50	U	50	27	ug/Kg		02/28/13 09:45	03/04/13 14:41	1
3,3'-Dichlorobenzidine	100	U	100	18	ug/Kg		02/28/13 09:45	03/04/13 14:41	1
3-Nitroaniline	200	U	200	16	ug/Kg		02/28/13 09:45	03/04/13 14:41	1
4,6-Dinitro-2-methylphenol	150	U	150	80	ug/Kg		02/28/13 09:45	03/04/13 14:41	1
4-Bromophenyl phenyl ether	50	U	50	13	ug/Kg		02/28/13 09:45	03/04/13 14:41	1
4-Chloro-3-methylphenol	150	U	150	21	ug/Kg		02/28/13 09:45	03/04/13 14:41	1
4-Chloroaniline	150	U	150	17	ug/Kg		02/28/13 09:45	03/04/13 14:41	1

Client: Conestoga-Rovers & Associates, Inc.
Project/Site: 017324-T07-017, RACER Former MTM

TestAmerica Job ID: 240-21082-3

Method: 8270C - Semivolatile Organic Compounds (GC/MS) (Continued)

Lab Sample ID: MB 240-76773/17-A
Matrix: Solid
Analysis Batch: 77119

Client Sample ID: Method Blank
Prep Type: Total/NA
Prep Batch: 76773

Analyte	MB Result	MB Qualifier	RL	MDL	Unit	D	Prepared	Analyzed	Dil Fac
4-Chlorophenyl phenyl ether	50	U	50	13	ug/Kg		02/28/13 09:45	03/04/13 14:41	1
4-Nitroaniline	200	U	200	26	ug/Kg		02/28/13 09:45	03/04/13 14:41	1
4-Nitrophenol	330	U	330	80	ug/Kg		02/28/13 09:45	03/04/13 14:41	1
Acenaphthene	6.7	U	6.7	3.3	ug/Kg		02/28/13 09:45	03/04/13 14:41	1
Acenaphthylene	6.7	U	6.7	3.3	ug/Kg		02/28/13 09:45	03/04/13 14:41	1
Acetophenone	100	U	100	9.2	ug/Kg		02/28/13 09:45	03/04/13 14:41	1
Anthracene	6.7	U	6.7	3.3	ug/Kg		02/28/13 09:45	03/04/13 14:41	1
Atrazine	200	U	200	9.1	ug/Kg		02/28/13 09:45	03/04/13 14:41	1
Benzaldehyde	100	U	100	12	ug/Kg		02/28/13 09:45	03/04/13 14:41	1
Benzo[a]anthracene	6.7	U	6.7	3.3	ug/Kg		02/28/13 09:45	03/04/13 14:41	1
Benzo[a]pyrene	6.7	U	6.7	3.3	ug/Kg		02/28/13 09:45	03/04/13 14:41	1
Benzo[b]fluoranthene	6.7	U	6.7	3.3	ug/Kg		02/28/13 09:45	03/04/13 14:41	1
Benzo[g,h,i]perylene	6.7	U	6.7	3.3	ug/Kg		02/28/13 09:45	03/04/13 14:41	1
Benzo[k]fluoranthene	6.7	U	6.7	3.3	ug/Kg		02/28/13 09:45	03/04/13 14:41	1
Bis(2-chloroethoxy)methane	100	U	100	22	ug/Kg		02/28/13 09:45	03/04/13 14:41	1
Bis(2-chloroethyl)ether	100	U	100	2.0	ug/Kg		02/28/13 09:45	03/04/13 14:41	1
Bis(2-ethylhexyl) phthalate	33.9	J	50	19	ug/Kg		02/28/13 09:45	03/04/13 14:41	1
Butyl benzyl phthalate	50	U	50	10	ug/Kg		02/28/13 09:45	03/04/13 14:41	1
Caprolactam	330	U	330	37	ug/Kg		02/28/13 09:45	03/04/13 14:41	1
Carbazole	50	U	50	27	ug/Kg		02/28/13 09:45	03/04/13 14:41	1
Chrysene	6.7	U	6.7	1.1	ug/Kg		02/28/13 09:45	03/04/13 14:41	1
Dibenz(a,h)anthracene	6.7	U	6.7	3.3	ug/Kg		02/28/13 09:45	03/04/13 14:41	1
Dibenzofuran	50	U	50	3.3	ug/Kg		02/28/13 09:45	03/04/13 14:41	1
Diethyl phthalate	50	U	50	16	ug/Kg		02/28/13 09:45	03/04/13 14:41	1
Dimethyl phthalate	50	U	50	17	ug/Kg		02/28/13 09:45	03/04/13 14:41	1
Di-n-butyl phthalate	50	U	50	15	ug/Kg		02/28/13 09:45	03/04/13 14:41	1
Di-n-octyl phthalate	50	U	50	27	ug/Kg		02/28/13 09:45	03/04/13 14:41	1
Fluoranthene	6.7	U	6.7	3.3	ug/Kg		02/28/13 09:45	03/04/13 14:41	1
Fluorene	6.7	U	6.7	3.3	ug/Kg		02/28/13 09:45	03/04/13 14:41	1
Hexachlorobenzene	6.7	U	6.7	2.1	ug/Kg		02/28/13 09:45	03/04/13 14:41	1
Hexachlorobutadiene	50	U	50	27	ug/Kg		02/28/13 09:45	03/04/13 14:41	1
Hexachlorocyclopentadiene	330	U	330	27	ug/Kg		02/28/13 09:45	03/04/13 14:41	1
Hexachloroethane	50	U	50	9.0	ug/Kg		02/28/13 09:45	03/04/13 14:41	1
Indeno[1,2,3-cd]pyrene	6.7	U	6.7	3.3	ug/Kg		02/28/13 09:45	03/04/13 14:41	1
Isophorone	50	U	50	13	ug/Kg		02/28/13 09:45	03/04/13 14:41	1
Naphthalene	6.7	U	6.7	3.3	ug/Kg		02/28/13 09:45	03/04/13 14:41	1
Nitrobenzene	100	U	100	2.2	ug/Kg		02/28/13 09:45	03/04/13 14:41	1
N-Nitrosodi-n-propylamine	50	U	50	27	ug/Kg		02/28/13 09:45	03/04/13 14:41	1
N-Nitrosodiphenylamine	50	U	50	21	ug/Kg		02/28/13 09:45	03/04/13 14:41	1
Pentachlorophenol	150	U	150	80	ug/Kg		02/28/13 09:45	03/04/13 14:41	1
Phenol	50	U	50	27	ug/Kg		02/28/13 09:45	03/04/13 14:41	1
Phenanthrene	6.7	U	6.7	3.3	ug/Kg		02/28/13 09:45	03/04/13 14:41	1
Pyrene	6.7	U	6.7	3.3	ug/Kg		02/28/13 09:45	03/04/13 14:41	1
3 & 4 Methylphenol	400	U	400	20	ug/Kg		02/28/13 09:45	03/04/13 14:41	1

Surrogate	*MB %Recovery*	*MB Qualifier*	*Limits*	*Prepared*	*Analyzed*	*Dil Fac*
2-Fluorobiphenyl (Surr)	*71*		*24 - 110*	*02/28/13 09:45*	*03/04/13 14:41*	*1*
2-Fluorophenol (Surr)	*57*		*24 - 110*	*02/28/13 09:45*	*03/04/13 14:41*	*1*

Method: 8270C - Semivolatile Organic Compounds (GC/MS) (Continued)

Lab Sample ID: MB 240-76773/17-A
Matrix: Solid
Analysis Batch: 77119

Client Sample ID: Method Blank
Prep Type: Total/NA
Prep Batch: 76773

Surrogate	MB %Recovery	MB Qualifier	Limits	Prepared	Analyzed	Dil Fac
2,4,6-Tribromophenol (Surr)	39		10 - 110	02/28/13 09:45	03/04/13 14:41	1
Nitrobenzene-d5 (Surr)	69		20 - 110	02/28/13 09:45	03/04/13 14:41	1
Phenol-d5 (Surr)	57		26 - 110	02/28/13 09:45	03/04/13 14:41	1
Terphenyl-d14 (Surr)	100		36 - 110	02/28/13 09:45	03/04/13 14:41	1

Lab Sample ID: LCS 240-76773/18-A
Matrix: Solid
Analysis Batch: 77119

Client Sample ID: Lab Control Sample
Prep Type: Total/NA
Prep Batch: 76773

Analyte	Spike Added	LCS Result	LCS Qualifier	Unit	D	%Rec	%Rec. Limits
1,1'-Biphenyl	667	471		ug/Kg		71	35 - 110
2,2'-oxybis[1-chloropropane]	667	377		ug/Kg		57	29 - 110
2,4,5-Trichlorophenol	667	387		ug/Kg		58	25 - 110
2,4,6-Trichlorophenol	667	358		ug/Kg		54	12 - 110
2,4-Dichlorophenol	667	351		ug/Kg		53	39 - 110
2,4-Dimethylphenol	667	195		ug/Kg		29	29 - 110
2,4-Dinitrophenol	667	366		ug/Kg		55	10 - 110
2,4-Dinitrotoluene	667	472		ug/Kg		71	48 - 110
2,6-Dinitrotoluene	667	483		ug/Kg		73	45 - 110
2-Chloronaphthalene	667	433		ug/Kg		65	32 - 110
2-Chlorophenol	667	340		ug/Kg		51	37 - 110
2-Methylnaphthalene	667	449		ug/Kg		67	36 - 110
2-Methylphenol	667	324		ug/Kg		49	41 - 110
2-Nitroaniline	667	438		ug/Kg		66	45 - 110
2-Nitrophenol	667	325		ug/Kg		49	34 - 110
3,3'-Dichlorobenzidine	667	143	*	ug/Kg		21	28 - 110
3-Nitroaniline	667	354		ug/Kg		53	44 - 110
4,6-Dinitro-2-methylphenol	667	356		ug/Kg		53	10 - 110
4-Bromophenyl phenyl ether	667	470		ug/Kg		70	39 - 110
4-Chloro-3-methylphenol	667	363		ug/Kg		55	48 - 110
4-Chloroaniline	667	268		ug/Kg		40	30 - 110
4-Chlorophenyl phenyl ether	667	452		ug/Kg		68	40 - 110
4-Nitroaniline	667	412		ug/Kg		62	48 - 110
4-Nitrophenol	667	363		ug/Kg		54	28 - 110
Acenaphthene	667	458		ug/Kg		69	38 - 110
Acenaphthylene	667	465		ug/Kg		70	40 - 110
Acetophenone	667	438		ug/Kg		66	40 - 110
Anthracene	667	516		ug/Kg		77	48 - 110
Atrazine	667	715		ug/Kg		107	66 - 127
Benzaldehyde	667	401		ug/Kg		60	32 - 110
Benzo[a]anthracene	667	485		ug/Kg		73	50 - 110
Benzo[a]pyrene	667	534		ug/Kg		80	44 - 110
Benzo[b]fluoranthene	667	570		ug/Kg		85	43 - 110
Benzo[g,h,i]perylene	667	599		ug/Kg		90	51 - 110
Benzo[k]fluoranthene	667	626		ug/Kg		94	38 - 105
Bis(2-chloroethoxy)methane	667	399		ug/Kg		60	32 - 110
Bis(2-chloroethyl)ether	667	418		ug/Kg		63	34 - 110
Bis(2-ethylhexyl) phthalate	667	471		ug/Kg		71	50 - 110

Method: 8270C - Semivolatile Organic Compounds (GC/MS) (Continued)

Lab Sample ID: LCS 240-76773/18-A
Matrix: Solid
Analysis Batch: 77119

Client Sample ID: Lab Control Sample
Prep Type: Total/NA
Prep Batch: 76773

Analyte	Spike Added	LCS Result	LCS Qualifier	Unit	D	%Rec	%Rec. Limits
Butyl benzyl phthalate	667	485		ug/Kg		73	51 - 110
Caprolactam	667	529		ug/Kg		79	44 - 114
Carbazole	667	495		ug/Kg		74	50 - 110
Chrysene	667	555		ug/Kg		83	50 - 110
Dibenz(a,h)anthracene	667	554		ug/Kg		83	51 - 110
Dibenzofuran	667	487		ug/Kg		73	43 - 110
Diethyl phthalate	667	469		ug/Kg		70	52 - 110
Dimethyl phthalate	667	484		ug/Kg		73	50 - 110
Di-n-butyl phthalate	667	482		ug/Kg		72	51 - 110
Di-n-octyl phthalate	667	492		ug/Kg		74	48 - 110
Fluoranthene	667	507		ug/Kg		76	51 - 110
Fluorene	667	485		ug/Kg		73	46 - 110
Hexachlorobenzene	667	483		ug/Kg		73	43 - 110
Hexachlorobutadiene	667	381		ug/Kg		57	29 - 110
Hexachlorocyclopentadiene	667	362		ug/Kg		54	12 - 110
Hexachloroethane	667	409		ug/Kg		61	30 - 110
Indeno[1,2,3-cd]pyrene	667	550		ug/Kg		82	50 - 110
Isophorone	667	426		ug/Kg		64	36 - 110
Naphthalene	667	427		ug/Kg		64	36 - 110
Nitrobenzene	667	405		ug/Kg		61	32 - 110
N-Nitrosodi-n-propylamine	667	377		ug/Kg		57	38 - 110
N-Nitrosodiphenylamine	667	442		ug/Kg		66	46 - 110
Pentachlorophenol	667	348		ug/Kg		52	10 - 110
Phenol	667	347		ug/Kg		52	38 - 110
Phenanthrene	667	500		ug/Kg		75	49 - 110
Pyrene	667	515		ug/Kg		77	49 - 110
3 & 4 Methylphenol	1330	703		ug/Kg		53	40 - 110

Surrogate	*LCS %Recovery*	*LCS Qualifier*	*Limits*
2-Fluorobiphenyl (Surr)	*64*		*24 - 110*
2-Fluorophenol (Surr)	*53*		*24 - 110*
2,4,6-Tribromophenol (Surr)	*53*		*10 - 110*
Nitrobenzene-d5 (Surr)	*61*		*20 - 110*
Phenol-d5 (Surr)	*53*		*26 - 110*
Terphenyl-d14 (Surr)	*82*		*36 - 110*

Method: 8082 - Polychlorinated Biphenyls (PCBs) by Gas Chromatography

Lab Sample ID: MB 240-76781/11-A
Matrix: Solid
Analysis Batch: 77067

Client Sample ID: Method Blank
Prep Type: Total/NA
Prep Batch: 76781

Analyte	MB Result	MB Qualifier	RL	MDL	Unit	D	Prepared	Analyzed	Dil Fac
Aroclor-1016	33	U	33	21	ug/Kg		02/28/13 10:04	03/04/13 12:03	1
Aroclor-1221	33	U	33	16	ug/Kg		02/28/13 10:04	03/04/13 12:03	1
Aroclor-1232	33	U	33	14	ug/Kg		02/28/13 10:04	03/04/13 12:03	1
Aroclor-1242	33	U	33	13	ug/Kg		02/28/13 10:04	03/04/13 12:03	1
Aroclor-1248	33	U	33	17	ug/Kg		02/28/13 10:04	03/04/13 12:03	1

Method: 8082 - Polychlorinated Biphenyls (PCBs) by Gas Chromatography (Continued)

Lab Sample ID: MB 240-76781/11-A
Matrix: Solid
Analysis Batch: 77067

Client Sample ID: Method Blank
Prep Type: Total/NA
Prep Batch: 76781

Analyte	MB Result	MB Qualifier	RL	MDL	Unit	D	Prepared	Analyzed	Dil Fac
Aroclor-1254	33	U	33	17	ug/Kg		02/28/13 10:04	03/04/13 12:03	1
Aroclor-1260	33	U	33	17	ug/Kg		02/28/13 10:04	03/04/13 12:03	1

Surrogate	*MB %Recovery*	*MB Qualifier*	*Limits*	*Prepared*	*Analyzed*	*Dil Fac*
Tetrachloro-m-xylene	*81*		*29 - 151*	*02/28/13 10:04*	*03/04/13 12:03*	*1*
DCB Decachlorobiphenyl	*77*		*14 - 163*	*02/28/13 10:04*	*03/04/13 12:03*	*1*

Lab Sample ID: LCS 240-76781/12-A
Matrix: Solid
Analysis Batch: 77067

Client Sample ID: Lab Control Sample
Prep Type: Total/NA
Prep Batch: 76781

Analyte	Spike Added	LCS Result	LCS Qualifier	Unit	D	%Rec	%Rec. Limits
Aroclor-1016	333	251		ug/Kg		75	62 - 120
Aroclor-1260	333	266		ug/Kg		80	56 - 122

Surrogate	*LCS %Recovery*	*LCS Qualifier*	*Limits*
Tetrachloro-m-xylene	*80*		*29 - 151*
DCB Decachlorobiphenyl	*92*		*14 - 163*

Method: 6010B - Metals (ICP)

Lab Sample ID: MB 240-76975/1-A
Matrix: Solid
Analysis Batch: 77223

Client Sample ID: Method Blank
Prep Type: Total/NA
Prep Batch: 76975

Analyte	MB Result	MB Qualifier	RL	MDL	Unit	D	Prepared	Analyzed	Dil Fac
Aluminum	20	U	20	9.6	mg/Kg		03/01/13 11:23	03/04/13 23:26	1
Antimony	1.0	U	1.0	0.39	mg/Kg		03/01/13 11:23	03/04/13 23:26	1
Barium	0.169	J	20	0.071	mg/Kg		03/01/13 11:23	03/04/13 23:26	1
Beryllium	0.50	U	0.50	0.043	mg/Kg		03/01/13 11:23	03/04/13 23:26	1
Calcium	20.0	J	500	16	mg/Kg		03/01/13 11:23	03/04/13 23:26	1
Cadmium	0.20	U	0.20	0.036	mg/Kg		03/01/13 11:23	03/04/13 23:26	1
Cobalt	5.0	U	5.0	0.16	mg/Kg		03/01/13 11:23	03/04/13 23:26	1
Chromium	0.50	U	0.50	0.20	mg/Kg		03/01/13 11:23	03/04/13 23:26	1
Copper	2.5	U	2.5	0.74	mg/Kg		03/01/13 11:23	03/04/13 23:26	1
Iron	10	U	10	4.9	mg/Kg		03/01/13 11:23	03/04/13 23:26	1
Potassium	16.3	J	500	6.2	mg/Kg		03/01/13 11:23	03/04/13 23:26	1
Magnesium	6.38	J	500	5.1	mg/Kg		03/01/13 11:23	03/04/13 23:26	1
Manganese	0.215	J	1.5	0.074	mg/Kg		03/01/13 11:23	03/04/13 23:26	1
Silver	0.50	U	0.50	0.10	mg/Kg		03/01/13 11:23	03/04/13 23:26	1
Sodium	500	U	500	66	mg/Kg		03/01/13 11:23	03/04/13 23:26	1
Nickel	4.0	U	4.0	0.27	mg/Kg		03/01/13 11:23	03/04/13 23:26	1
Vanadium	5.0	U	5.0	0.12	mg/Kg		03/01/13 11:23	03/04/13 23:26	1
Zinc	2.0	U	2.0	1.0	mg/Kg		03/01/13 11:23	03/04/13 23:26	1
Arsenic	1.0	U	1.0	0.30	mg/Kg		03/01/13 11:23	03/04/13 23:26	1
Lead	0.30	U	0.30	0.19	mg/Kg		03/01/13 11:23	03/04/13 23:26	1
Selenium	0.50	U	0.50	0.45	mg/Kg		03/01/13 11:23	03/04/13 23:26	1

Method: 6010B - Metals (ICP) (Continued)

Lab Sample ID: MB 240-76975/1-A
Matrix: Solid
Analysis Batch: 77223

Client Sample ID: Method Blank
Prep Type: Total/NA
Prep Batch: 76975

Analyte	MB Result	MB Qualifier	RL	MDL	Unit	D	Prepared	Analyzed	Dil Fac
Thallium	1.0	U	1.0	0.55	mg/Kg		03/01/13 11:23	03/04/13 23:26	1

Lab Sample ID: LCS 240-76975/2-A
Matrix: Solid
Analysis Batch: 77223

Client Sample ID: Lab Control Sample
Prep Type: Total/NA
Prep Batch: 76975

Analyte	Spike Added	LCS Result	LCS Qualifier	Unit	D	%Rec	%Rec. Limits
Aluminum	200	192		mg/Kg		96	80 - 120
Antimony	50.0	47.1		mg/Kg		94	80 - 120
Barium	200	190		mg/Kg		95	80 - 120
Beryllium	5.00	4.84		mg/Kg		97	80 - 120
Calcium	5000	4890		mg/Kg		98	80 - 120
Cadmium	5.00	4.80		mg/Kg		96	80 - 120
Cobalt	50.0	48.2		mg/Kg		96	80 - 120
Chromium	20.0	19.3		mg/Kg		96	80 - 120
Copper	25.0	23.9		mg/Kg		95	80 - 120
Iron	100	102		mg/Kg		102	80 - 120
Potassium	5000	4770		mg/Kg		95	80 - 120
Magnesium	5000	4870		mg/Kg		97	80 - 120
Manganese	50.0	48.9		mg/Kg		98	80 - 120
Silver	5.00	4.81		mg/Kg		96	80 - 120
Sodium	5000	4790		mg/Kg		96	80 - 120
Nickel	50.0	48.6		mg/Kg		97	80 - 120
Vanadium	50.0	49.3		mg/Kg		99	80 - 120
Zinc	50.0	49.9		mg/Kg		100	80 - 120
Arsenic	200	193		mg/Kg		96	80 - 120
Lead	50.0	47.8		mg/Kg		96	80 - 120
Selenium	200	189		mg/Kg		95	80 - 120
Thallium	200	193		mg/Kg		96	80 - 120

Method: 7471A - Mercury (CVAA)

Lab Sample ID: MB 240-76981/1-A
Matrix: Solid
Analysis Batch: 77151

Client Sample ID: Method Blank
Prep Type: Total/NA
Prep Batch: 76981

Analyte	MB Result	MB Qualifier	RL	MDL	Unit	D	Prepared	Analyzed	Dil Fac
Mercury	0.10	U	0.10	0.015	mg/Kg		03/01/13 13:30	03/04/13 10:04	1

Lab Sample ID: LCS 240-76981/2-A
Matrix: Solid
Analysis Batch: 77151

Client Sample ID: Lab Control Sample
Prep Type: Total/NA
Prep Batch: 76981

Analyte	Spike Added	LCS Result	LCS Qualifier	Unit	D	%Rec	%Rec. Limits
Mercury	0.833	0.646		mg/Kg		78	73 - 121

Method: 9012A - Cyanide, Total and/or Amenable

Lab Sample ID: MB 240-76828/1-A
Matrix: Solid
Analysis Batch: 76890

Client Sample ID: Method Blank
Prep Type: Total/NA
Prep Batch: 76828

Analyte	MB Result	MB Qualifier	RL	MDL	Unit	D	Prepared	Analyzed	Dil Fac
Cyanide, Total	0.51	U	0.51	0.10	mg/Kg		02/28/13 12:56	02/28/13 16:33	1

Lab Sample ID: LCS 240-76828/2-A
Matrix: Solid
Analysis Batch: 76890

Client Sample ID: Lab Control Sample
Prep Type: Total/NA
Prep Batch: 76828

Analyte	Spike Added	LCS Result	LCS Qualifier	Unit	D	%Rec	%Rec. Limits
Cyanide, Total	2.47	2.04		mg/Kg		83	68 - 123

GC/MS VOA

Prep Batch: 75543

Lab Sample ID	Client Sample ID	Prep Type	Matrix	Method	Prep Batch
240-21082-32	S-021413-SM-075	Total/NA	Solid	5035	

Analysis Batch: 76720

Lab Sample ID	Client Sample ID	Prep Type	Matrix	Method	Prep Batch
240-21082-32	S-021413-SM-075	Total/NA	Solid	8260B	75543
LCS 240-76720/5	Lab Control Sample	Total/NA	Solid	8260B	
MB 240-76720/6	Method Blank	Total/NA	Solid	8260B	

GC/MS Semi VOA

Prep Batch: 76773

Lab Sample ID	Client Sample ID	Prep Type	Matrix	Method	Prep Batch
240-21082-32	S-021413-SM-075	Total/NA	Solid	3540C	
LCS 240-76773/18-A	Lab Control Sample	Total/NA	Solid	3540C	
MB 240-76773/17-A	Method Blank	Total/NA	Solid	3540C	

Analysis Batch: 77119

Lab Sample ID	Client Sample ID	Prep Type	Matrix	Method	Prep Batch
240-21082-32	S-021413-SM-075	Total/NA	Solid	8270C	76773
LCS 240-76773/18-A	Lab Control Sample	Total/NA	Solid	8270C	76773
MB 240-76773/17-A	Method Blank	Total/NA	Solid	8270C	76773

GC Semi VOA

Prep Batch: 76781

Lab Sample ID	Client Sample ID	Prep Type	Matrix	Method	Prep Batch
240-21082-32	S-021413-SM-075	Total/NA	Solid	3540C	
LCS 240-76781/12-A	Lab Control Sample	Total/NA	Solid	3540C	
MB 240-76781/11-A	Method Blank	Total/NA	Solid	3540C	

Analysis Batch: 77067

Lab Sample ID	Client Sample ID	Prep Type	Matrix	Method	Prep Batch
240-21082-32	S-021413-SM-075	Total/NA	Solid	8082	76781
LCS 240-76781/12-A	Lab Control Sample	Total/NA	Solid	8082	76781
MB 240-76781/11-A	Method Blank	Total/NA	Solid	8082	76781

Metals

Prep Batch: 76975

Lab Sample ID	Client Sample ID	Prep Type	Matrix	Method	Prep Batch
240-21082-32	S-021413-SM-075	Total/NA	Solid	3050B	
LCS 240-76975/2-A	Lab Control Sample	Total/NA	Solid	3050B	
MB 240-76975/1-A	Method Blank	Total/NA	Solid	3050B	

Prep Batch: 76981

Lab Sample ID	Client Sample ID	Prep Type	Matrix	Method	Prep Batch
240-21082-32	S-021413-SM-075	Total/NA	Solid	7471A	
LCS 240-76981/2-A	Lab Control Sample	Total/NA	Solid	7471A	
MB 240-76981/1-A	Method Blank	Total/NA	Solid	7471A	

Metals (Continued)

Analysis Batch: 77151

Lab Sample ID	Client Sample ID	Prep Type	Matrix	Method	Prep Batch
240-21082-32	S-021413-SM-075	Total/NA	Solid	7471A	76981
LCS 240-76981/2-A	Lab Control Sample	Total/NA	Solid	7471A	76981
MB 240-76981/1-A	Method Blank	Total/NA	Solid	7471A	76981

Analysis Batch: 77223

Lab Sample ID	Client Sample ID	Prep Type	Matrix	Method	Prep Batch
240-21082-32	S-021413-SM-075	Total/NA	Solid	6010B	76975
LCS 240-76975/2-A	Lab Control Sample	Total/NA	Solid	6010B	76975
MB 240-76975/1-A	Method Blank	Total/NA	Solid	6010B	76975

Analysis Batch: 77392

Lab Sample ID	Client Sample ID	Prep Type	Matrix	Method	Prep Batch
240-21082-32	S-021413-SM-075	Total/NA	Solid	6010B	76975

General Chemistry

Prep Batch: 76828

Lab Sample ID	Client Sample ID	Prep Type	Matrix	Method	Prep Batch
240-21082-32	S-021413-SM-075	Total/NA	Solid	9012A	
LCS 240-76828/2-A	Lab Control Sample	Total/NA	Solid	9012A	
MB 240-76828/1-A	Method Blank	Total/NA	Solid	9012A	

Analysis Batch: 76890

Lab Sample ID	Client Sample ID	Prep Type	Matrix	Method	Prep Batch
240-21082-32	S-021413-SM-075	Total/NA	Solid	9012A	76828
LCS 240-76828/2-A	Lab Control Sample	Total/NA	Solid	9012A	76828
MB 240-76828/1-A	Method Blank	Total/NA	Solid	9012A	76828

Analysis Batch: 76957

Lab Sample ID	Client Sample ID	Prep Type	Matrix	Method	Prep Batch
240-21082-32	S-021413-SM-075	Total/NA	Solid	Moisture	

Lab Chronicle

Client: Conestoga-Rovers & Associates, Inc.
Project/Site: 017324-T07-017, RACER Former MTM

TestAmerica Job ID: 240-21082-3

Client Sample ID: S-021413-SM-075
Date Collected: 02/14/13 08:45
Date Received: 02/15/13 07:50

Lab Sample ID: 240-21082-32
Matrix: Solid
Percent Solids: 87.0

Prep Type	Batch Type	Batch Method	Run	Dilution Factor	Batch Number	Prepared or Analyzed	Analyst	Lab
Total/NA	Prep	5035			75543	02/15/13 21:16	LM	TAL NC
Total/NA	Analysis	8260B		1	76720	02/28/13 01:15	TL	TAL NC
Total/NA	Prep	3540C			76773	02/28/13 09:45	AC	TAL NC
Total/NA	Analysis	8270C		1	77119	03/04/13 22:09	JG	TAL NC
Total/NA	Prep	3540C			76781	02/28/13 10:04	AC	TAL NC
Total/NA	Analysis	8082		1	77067	03/04/13 09:41	LH	TAL NC
Total/NA	Prep	7471A			76981	03/01/13 13:30	DE	TAL NC
Total/NA	Analysis	7471A		1	77151	03/04/13 10:12	AS	TAL NC
Total/NA	Prep	3050B			76975	03/01/13 11:23	DE	TAL NC
Total/NA	Analysis	6010B		1	77223	03/04/13 23:50	NJT	TAL NC
Total/NA	Analysis	6010B		5	77392	03/05/13 11:15	NJT	TAL NC
Total/NA	Prep	9012A			76828	02/28/13 12:56	VP	TAL NC
Total/NA	Analysis	9012A		1	76890	02/28/13 16:33	VP	TAL NC
Total/NA	Analysis	Moisture		1	76957	03/01/13 10:07	TH	TAL NC

Laboratory References:

TAL NC = TestAmerica Canton, 4101 Shuffel Street NW, North Canton, OH 44720, TEL (330)497-9396

Certification Summary

Client: Conestoga-Rovers & Associates, Inc.
Project/Site: 017324-T07-017, RACER Former MTM

TestAmerica Job ID: 240-21082-3

Laboratory: TestAmerica Canton

All certifications held by this laboratory are listed. Not all certifications are applicable to this report.

Authority	Program	EPA Region	Certification ID	Expiration Date
California	NELAP	9	01144CA	06-30-13
Connecticut	State Program	1	PH-0590	12-31-13
Florida	NELAP	4	E87225	06-30-13
Georgia	State Program	4	N/A	06-30-13
Illinois	NELAP	5	200004	07-31-13
Kansas	NELAP	7	E-10336	01-31-14
Kentucky	State Program	4	58	06-30-13
L-A-B	DoD ELAP		L2315	07-28-13
Minnesota	NELAP	5	039-999-348	12-31-13
Nevada	State Program	9	OH-000482008A	07-31-13
New Jersey	NELAP	2	OH001	06-30-13
New York	NELAP	2	10975	04-01-13
Ohio VAP	State Program	5	CL0024	01-19-14
Pennsylvania	NELAP	3	68-00340	08-31-13
Texas	NELAP	6		08-03-13
USDA	Federal		P330-11-00328	08-26-14
Virginia	NELAP	3	460175	09-14-13
Washington	State Program	10	C971	01-12-14
West Virginia DEP	State Program	3	210	12-31-13
Wisconsin	State Program	5	999518190	08-31-13

CONESTOGA-ROVERS & ASSOCIATES

CHAIN OF CUSTODY RECORD

6520 Corporate Drive, Indianapolis, Indiana 46278
Phone: (317) 291-7007 Fax: (317) 328-2666

COC NO.: IN- 03181
PAGE 1 OF 13
(See Reverse Side for Instructions)

Project No/ Phase/Task Code: 017324-T07-CRA13	Laboratory Name: Test America	Lab Location: North Canton	SSOW ID: 017324-T07-017
Project Name: MTM	Lab Contact: Denise Heckler	Lab Quote No:	Cooler No:
Project Location: Muncie IN			Carrier: Fedex
Chemistry Contact: Michael Richardson			Airbill No: 872427115427
Sampler(s): Sam Malecosky			Date Shipped: 2/14/13

Item	SAMPLE IDENTIFICATION (Containers for each sample may be combined on one line)	DATE (mm/dd/yy)	TIME (hh:mm)	Matrix Code (see back of COC)	Grab (G) or Comp (C)	Unpreserved	Hydrochloric Acid (HCl)	Nitric Acid (HNO_3)	Sulfuric Acid (H_2SO_4)	Sodium Hydroxide ($NaOH$)	Methanol/Water (Soil VOC)	EnCores 3x5-g, 1x25-g	Other:	Total Containers/Sample	Tot Lead	MS/MSD Request	COMMENTS/ SPECIAL INSTRUCTIONS:
1	S-021313-SM-044	02/13/13	919	SO	G	1								1	X		Hold
2	-045		920			1								1	X		Hold
3	-046		921			1								1	X		Hold
4	-047		945			1								1	X		
5	-048		946			1								1	X		Hold
6	-049		947			1								1	X		Hold
7	-050		1004			1								1	X		
8	-051		1005			1								1	X		
9	-052		1006			1								1	X		Hold
10	-053		1025			1								1	X		MS/MSD
11	-054		1026			1								1	X		Hold
12	-055		1027			1								1	X		Hold
13	-056		1110			1								1	X		Hold
14	-057		1111			1								1	X		Hold
15	S-021313-SM-058	02/13/13	1112	SO	G	1								1	X		Hold

TAT Required in business days (use separate COCs for different TATs):
☐ 1 Day ☐ 2 Days ☐ 3 Days ☐ 1 Week ☐ 2 Week ☒ Other: 5 day

Total Number of Containers:

All Samples in Cooler must be on COC

Notes/ Special Requirements:

RELINQUISHED BY	COMPANY	DATE	TIME	RECEIVED BY	COMPANY	DATE	TIME
1. Sam My	CRA	2/14/13	1700	1. Derek D. Heem	TA	2-15-13	750
2.				2.			
3.				3.			

THE CHAIN OF CUSTODY IS A LEGAL DOCUMENT — ALL FIELDS MUST BE COMPLETED ACCURATELY

Distribution: WHITE — Fully Executed Copy (CRA) YELLOW — Receiving Laboratory Copy PINK — Shipper GOLDENROD — Sampling Crew

CRA Form: COC-10A (20110804)

Page 28 of 33

3/7/2013

CHAIN OF CUSTODY RECORD

COC NO.: IN-03022
PAGE 2 OF 2

CONESTOGA-ROVERS & ASSOCIATES
6520 Corporate Drive, Indianapolis, Indiana 46278
Phone: (317) 291-7007 Fax: (317) 328-2666

(See Reverse Side for Instructions)

Project No/ Phase/Task Code: 017324-T07 CEA 13.	Laboratory Name: Test America	Lab Location: North Canton	SSOW ID:
Project Name: MTM	Lab Contact: Denise Heckler	Lab Quote No:	Cooler No:
Project Location: Muncie In			Carrier: FedEx
Chemistry Contact: Michael Michaelson			Airbill No: 8704 27154727
Sampler(s): Sam Meleczky			Date Shipped: 2/14/13

Item	Sample Identification (Containers for each sample may be combined on one line)	Date (mm/dd/yy)	Time (hh:mm)	Matrix Code (see back of COC)	Grab (G) or Comp (C)	Unpreserved	Hydrochloric Acid (HCl)	Nitric Acid (HNO_3)	Sulfuric Acid (H_2SO_4)	Sodium Hydroxide (NaOH)	Methanol/Water (Soil VOC)	EnCores 3x5-g, 1x25-g	Other:	Total Containers/Sample	TOT LEAD	SVOC	Inorganics	PCB	VOC						MS/MSD Request	Comments/ Special Instructions:
1	S-021313-SM-059	02/13/13	1252	SO	G	1								1	X											
2	-060		1254			1								1	X											
3	-061		1255			1								1	X											Hold
4	-062		1312			1								1	X											Hold
5	-063		1345			1								1	X											Hold
6	-064		1347			1								1	X											Hold
7	-065		1349			1								1	X											Hold
8	-066		1430			1								1	X											
9	-067		1431			1								1	X											Hold
10	-068		1432			1								1	X											Hold
11	-069		1500			1								1	X											
12	-070		1501			1								1	X											Hold
13	S-021313-SM-071	02/13/13	1502			1								1	X											Hold
14	S-021413-SM-072	02/14/13	830			6						9		15		X	X	X	X							MS/MSD
15	S-021413-SM-073	02/14/13	835	SO	G	3						3		6		X	X	X	X							

TAT Required in business days (use separate COCs for different TATs):
☐ 1 Day ☐ 2 Days ☐ 3 Days ☐ 1 Week ☐ 2 Week ☒ Other: 5 day

Total Number of Containers:

All Samples in Cooler must be on COC

Notes/ Special Requirements:

Relinquished By	Company	Date	Time	Received By	Company	Date	Time
1.	CRA	2/14/13	1700	1. Denise D. Heckler	TA	2-15-13	750
2.				2.			
3.				3.			

THE CHAIN OF CUSTODY IS A LEGAL DOCUMENT — ALL FIELDS MUST BE COMPLETED ACCURATELY

Distribution: WHITE — Fully Executed Copy (CRA) YELLOW — Receiving Laboratory Copy PINK — Shipper GOLDENROD — Sampling Crew

CRA Form: COC-10A (20110804)

Page 29 of 33

3/7/2013

CHAIN OF CUSTODY RECORD

COC NO.: IN-03184
PAGE 3 OF 5

CONESTOGA-ROVERS & ASSOCIATES
6520 Corporate Drive, Indianapolis, Indiana 46278
Phone: (317) 291-7007 Fax: (317) 328-2666

(See Reverse Side for Instructions)

Project No/ Phase/Task Code: 87324-T07-CR&D	Laboratory Name: Test America	Lab Location: North Canton	SSOW ID:
Project Name: MTM	Lab Contact: Denise Heckler	Lab Quote No:	Cooler No:
Project Location: Muncie In			Carrier: Fedex
Chemistry Contact: Michael Richardson			Airbill No: 8724 2711 5497
Sampler(s): Sam Meleco/KY			Date Shipped: 2/14/13

Item	Sample Identification (Containers for each sample may be combined on one line)	Date (mm/dd/yy)	Time (hh:mm)	Matrix Code (see back of COC)	Grab (G) or Comp (C)	Unpreserved	Hydrochloric Acid (HCl)	Nitric Acid (HNO_3)	Sulfuric Acid (H_2SO_4)	Sodium Hydroxide (NaOH)	Methanol/Water (Soil VOC)	EnCores 3x5-g, 1x25-g	Other:	Total Containers/Sample	VOC	SVOC	PCB	Inorganics	Percent moisture					MS/MSD Request	Comments/ Special Instructions:
1	~~SM~~ S-021413-SM-074	02/14/13	840	SO	G	3						3		6	X	X	X	X							
2	S-021413-SM-075	02/14/13	845	SO	G	3						3		6	X	X	X	X							Hold
3	-076		1310			1						3		4	X				X						
4	-077		1311			1						3		4	X				X						
5	-078		1312			1						3		4	X				X						
6	-079		1335			1						3		4	X				X						
7	-080		1334			1						3		4	X				X						
8	-081		1337			1						3		4	X				X						
9	-082		1405			1						3		4	X				X						Hold
10	-083		1406			1						3		4	X				X						Hold
11	-084		1407			1						3		4	X				X						Hold
12	-091		1550			1						3		4	X				X						
13	-092		1551			1						3		4	X				X						
14	-093		1552			1						3		4	X				X						
15	S-021413-SM-094	02/14/13	1610			1						3		4	X				X						

TAT Required in business days (use separate COCs for different TATs):
☐ 1 Day ☐ 2 Days ☐ 3 Days ☐ 1 Week ☐ 2 Week ☒ Other: 5 day

Total Number of Containers: 121

All Samples in Cooler must be on COC

Notes/ Special Requirements:

Relinquished By	Company	Date	Time	Received By	Company	Date	Time
1.	CRA	2/14/13	1700	1.	TA	2/15/13	750
2.				2.			
3.				3.			

THE CHAIN OF CUSTODY IS A LEGAL DOCUMENT — ALL FIELDS MUST BE COMPLETED ACCURATELY

Distribution: WHITE — Fully Executed Copy (CRA) YELLOW — Receiving Laboratory Copy PINK — Shipper GOLDENROD — Sampling Crew

CRA Form: COC-10A (20110804)

Page 90 of 93

3/7/2013

CHAIN OF CUSTODY RECORD

CONESTOGA-ROVERS & ASSOCIATES

6520 Corporate Drive, Indianapolis, Indiana 46278
Phone: (317) 291-7007 Fax: (317) 328-2666

COC NO.: IN- 03179
PAGE 1 OF 1
(See Reverse Side for Instructions)

Project No/ Phase/Task Code: 017324-T07-C2417.	Laboratory Name:	Lab Location:	SSOW ID:
Project Name: MTM	Lab Contact:	Lab Quote No:	Cooler No:
Project Location: Muncie In			Carrier: Fedex
Chemistry Contact: Michael Richardson			Airbill No: Fx
Sampler(s): Sam McGrady			Date Shipped: 2/14/13

Item	Sample Identification (Containers for each sample may be combined on one line)	Date (mm/dd/yy)	Time (hh:mm)	Matrix Code (see back of COC)	Grab (G) or Comp (C)	Container Quantity & Preservation: Unpreserved	HCl	HNO_3	H_2SO_4	NaOH	Methanol/Water (Soil VOC)	EnCores 3x5-g, 1x25-g	Other:	Total Containers/Sample	Analysis Requested: VOC	Percent Moisture	MS/MSD Request	Comments/ Special Instructions:
1	S-021413-SM-095	02/14/13	1611	SO	G	1						3		4	X	X		
2	S-021413-SM-096	02/14/13	1612	SO	G	1						3		4	X	X		
3																		
4																		
5																		
6																		
7																		
8																		
9																		
10																		
11																		
12																		
13																		
14																		
15																		

TAT Required in business days (use separate COCs for different TATs):
☐ 1 Day ☐ 2 Days ☐ 3 Days ☐ 1 Week ☐ 2 Week ☒ Other: 5 days

Total Number of Containers:

All Samples in Cooler must be on COC

Notes/ Special Requirements:

Relinquished By	Company	Date	Time	Received By	Company	Date	Time
1. Sam McGrady	CRA	02/14/13		1. David W. Dean	TA	2-15-13	7:50
2.				2.			
3.				3.			

THE CHAIN OF CUSTODY IS A LEGAL DOCUMENT – ALL FIELDS MUST BE COMPLETED ACCURATELY

Distribution: WHITE – Fully Executed Copy (CRA) YELLOW – Receiving Laboratory Copy PINK – Shipper GOLDENROD – Sampling Crew

CRA Form: COC-10A (20110804)

TestAmerica Canton Sample Receipt Form/Narrative Login # : 21082

Client CRA Site Name _____ By: Derek D. Haas

Cooler Received on 2-15-13 Opened on 2-15-13 (Signature)

FedEx: 1st Grd Exp UPS FAS Stetson Client Drop Off TestAmerica Courier Other _____

TestAmerica Cooler # No # Foam Box Client Cooler Box Other _____

Packing material used: Bubble Wrap Foam Plastic Bag None Other _____

COOLANT: Wet Ice Blue Ice Dry Ice Water None

1. Cooler temperature upon receipt

IR GUN# 1	(CF –2 °C) Observed Sample Temp. _____ °C	Corrected Sample Temp. _____ °C	
IR GUN# 4G	(CF 0 °C) Observed Sample Temp. 3.4 °C	Corrected Sample Temp. 3.4 °C	☐ Multiple on Back
IR GUN# 5G	(CF 0 °C) Observed Sample Temp. _____ °C	Corrected Sample Temp. _____ °C	
IR GUN# 8	(CF 0 °C) Observed Sample Temp. _____ °C	Corrected Sample Temp. _____ °C	

2. Were custody seals on the outside of the cooler(s)?	If Yes Quantity 0	Yes No
-Were custody seals on the outside of the cooler(s) signed & dated?		Yes No NA
-Were custody seals on the bottle(s)?		Yes No
3. Shippers' packing slip attached to the cooler(s)?		Yes No
4. Did custody papers accompany the sample(s)?		Yes No
5. Were the custody papers relinquished & signed in the appropriate place?		Yes No
6. Did all bottles arrive in good condition (Unbroken)?		Yes No
7. Could all bottle labels be reconciled with the COC?		Yes No
8. Were correct bottle(s) used for the test(s) indicated?		Yes No
9. Sufficient quantity received to perform indicated analyses?		Yes No
10. Were sample(s) at the correct pH upon receipt?		Yes No NA
11. Were VOAs on the COC?		Yes No
12. Were air bubbles >6 mm in any VOA vials?		Yes No NA
13. Was a trip blank present in the cooler(s)?		Yes No

Contacted PM _____ Date _____ by _____ via Verbal Voice Mail Other

Concerning _____

14. CHAIN OF CUSTODY & SAMPLE DISCREPANCIES

15. SAMPLE CONDITION

Sample(s) _____ were received after the recommended holding time had expired.

Sample(s) _____ were received in a broken container.

Sample(s) _____ were received with bubble >6 mm in diameter. (Notify PM)

16. SAMPLE PRESERVATION

Sample(s) _____ were further preserved in Sample Receiving to meet recommended pH level(s). Nitric Acid Lot# 031512-HNO3; Sulfuric Acid Lot# 051012-H2SO4; Sodium Hydroxide Lot# 121809 -NaOH; Hydrochloric Acid Lot# 041911-HCl; Sodium Hydroxide and Zinc Acetate Lot# 100108-(CH3COO)2ZN/NaOH. What time was preservative added to sample(s)? _____

Client ID	pH	Date	Initials

TestAmerica

THE LEADER IN ENVIRONMENTAL TESTING



ANALYTICAL REPORT

TestAmerica Laboratories, Inc.
TestAmerica Canton
4101 Shuffel Street NW
North Canton, OH 44720
Tel: (330)497-9396

TestAmerica Job ID: 240-21082-4
Client Project/Site: 017324-T07-017, RACER Former MTM

For:
Conestoga-Rovers & Associates, Inc.
6520 Corporate Drive
Indianapolis, Indiana 46278

Attn: Mr. Michael Richardson

Denise D Heckler

Authorized for release by:
3/11/2013 1:53:24 PM

Denise Heckler
Project Manager II
denise.heckler@testamericainc.com

LINKS

Review your project results through TotalAccess

Have a Question? Ask The Expert

Visit us at: www.testamericainc.com

This report has been electronically signed and authorized by the signatory. Electronic signature is intended to be the legally binding equivalent of a traditionally handwritten signature.

Results relate only to the items tested and the sample(s) as received by the laboratory.

Table of Contents

Cover Page 1
Table of Contents 2
Definitions/Glossary 3
Case Narrative 4
Method Summary 6
Sample Summary 7
Detection Summary 8
Client Sample Results 9
Surrogate Summary 16
QC Sample Results 17
QC Association Summary 20
Lab Chronicle 21
Certification Summary 22
Chain of Custody 23

Definitions/Glossary

Client: Conestoga-Rovers & Associates, Inc.
Project/Site: 017324-T07-017, RACER Former MTM

TestAmerica Job ID: 240-21082-4

Qualifiers

GC/MS VOA

Qualifier	Qualifier Description
U	Indicates the analyte was analyzed for but not detected.
B	Compound was found in the blank and sample.
J	Result is less than the RL but greater than or equal to the MDL and the concentration is an approximate value.

Metals

Qualifier	Qualifier Description
U	Indicates the analyte was analyzed for but not detected.

Glossary

Abbreviation	These commonly used abbreviations may or may not be present in this report.
¤	Listed under the "D" column to designate that the result is reported on a dry weight basis
%R	Percent Recovery
CNF	Contains no Free Liquid
DER	Duplicate error ratio (normalized absolute difference)
DL, RA, RE, IN	Indicates a Dilution, Re-analysis, Re-extraction, or additional Initial metals/anion analysis of the sample
DLC	Decision level concentration
MDA	Minimum detectable activity
EDL	Estimated Detection Limit
MDC	Minimum detectable concentration
MDL	Method Detection Limit
ML	Minimum Level (Dioxin)
ND	Not detected at the reporting limit (or MDL or EDL if shown)
PQL	Practical Quantitation Limit
QC	Quality Control
RER	Relative error ratio
RL	Reporting Limit or Requested Limit (Radiochemistry)
RPD	Relative Percent Difference, a measure of the relative difference between two points
TEF	Toxicity Equivalent Factor (Dioxin)
TEQ	Toxicity Equivalent Quotient (Dioxin)

Job ID: 240-21082-4

Laboratory: TestAmerica Canton

Narrative

CASE NARRATIVE

Client: Conestoga-Rovers & Associates, Inc.

Project: 017324-T07-017, RACER Former MTM

Report Number: 240-21082-4

With the exceptions noted as flags or footnotes, standard analytical protocols were followed in the analysis of the samples and no problems were encountered or anomalies observed. In addition all laboratory quality control samples were within established control limits, with any exceptions noted below. Each sample was analyzed to achieve the lowest possible reporting limit within the constraints of the method. In some cases, due to interference or analytes present at high concentrations, samples were diluted. For diluted samples, the reporting limits are adjusted relative to the dilution required.

TestAmerica Canton attests to the validity of the laboratory data generated by TestAmerica facilities reported herein. All analyses performed by TestAmerica facilities were done using established laboratory SOPs that incorporate QA/QC procedures described in the application methods. TestAmerica's operations groups have reviewed the data for compliance with the laboratory QA/QC plan, and data have been found to be compliant with laboratory protocols unless otherwise noted below.

The test results in this report meet all NELAP requirements for parameters for which accreditation is required or available. Any exceptions to NELAP requirements are noted in this report. Pursuant to NELAP, this report may not be reproduced, except in full, without the written approval of the laboratory.

Calculations are performed before rounding to avoid round-off errors in calculated results.

All holding times were met and proper preservation noted for the methods performed on these samples, unless otherwise detailed in the individual sections below.

All solid sample results are reported on an "as received" basis unless otherwise indicated by the presence of a % solids value in the method header.

This laboratory report is confidential and is intended for the sole use of TestAmerica and its client.

RECEIPT

The samples were received on 02/15/2013; the samples arrived in good condition, properly preserved and on ice. The temperature of the coolers at receipt was 3.4 C.

Select samples were taken off hold by CRA on February 28, 2013. A revised chain of custody was not provided.

VOLATILE ORGANIC COMPOUNDS (GC-MS)

Samples S-021413-SM-082 (240-21082-39), S-021413-SM-083 (240-21082-40) and S-021413-SM-084 (240-21082-41) were analyzed for volatile organic compounds (GC-MS) in accordance with EPA SW-846 Method 8260B. The samples were prepared on 02/15/2013 and analyzed on 02/19/2013.

Acetone and Methylene Chloride were detected in method blank MB 240-75692/6 at levels that were above the method detection limit but below the reporting limit. The values should be considered estimates, and have been flagged "J". If the associated sample reported a result above the MDL and/or RL, the result has been "B" flagged.

1,1,2,2-Tetrachloroethane failed the recovery criteria low for the MS of sample 240-21082-29 in batch 240-75692. Methylene Chloride and Trichloroethene failed the recovery criteria high.

Methylene Chloride failed the recovery criteria high for the MSD of sample 240-21082-29 in batch 240-75692. Several analytes exceeded the rpd limit.

Job ID: 240-21082-4 (Continued)

Laboratory: TestAmerica Canton (Continued)

SamplesS-021413-SM-082 (240-21082-39), S-021413-SM-083 (240-21082-40), S-021413-SM-084 (240-21082-41) were preserved during a time when there were abnormally high levels of methylene chloride background in the laboratory. When the samples were analyzed, they contained high levels of methylene chloride. An instrument blank was prepared and analyzed during the same time period as these samples were prepared; contained 28 ug/kg of methylene chloride.

No other difficulties were encountered during the VOCs analyses.

All other quality control parameters were within the acceptance limits.

TOTAL METALS (ICP)

Sample S-021313-SM-054 (240-21082-11) was analyzed for total metals (ICP) in accordance with EPA SW-846 Method 6010B. The samples were prepared on 03/01/2013 and analyzed on 03/05/2013.

No difficulties were encountered during the metals analysis.

All other quality control parameters were within the acceptance limits.

Method Summary

Client: Conestoga-Rovers & Associates, Inc.
Project/Site: 017324-T07-017, RACER Former MTM

TestAmerica Job ID: 240-21082-4

Method	Method Description	Protocol	Laboratory
8260B	Volatile Organic Compounds (GC/MS)	SW846	TAL NC
6010B	Metals (ICP)	SW846	TAL NC
Moisture	Percent Moisture	EPA	TAL NC

Protocol References:

EPA = US Environmental Protection Agency

SW846 = "Test Methods For Evaluating Solid Waste, Physical/Chemical Methods", Third Edition, November 1986 And Its Updates.

Laboratory References:

TAL NC = TestAmerica Canton, 4101 Shuffel Street NW, North Canton, OH 44720, TEL (330)497-9396

Sample Summary

Client: Conestoga-Rovers & Associates, Inc.
Project/Site: 017324-T07-017, RACER Former MTM

TestAmerica Job ID: 240-21082-4

Lab Sample ID	Client Sample ID	Matrix	Collected	Received
240-21082-11	S-021313-SM-054	Solid	02/13/13 10:26	02/15/13 07:50
240-21082-39	S-021413-SM-082	Solid	02/14/13 14:05	02/15/13 07:50
240-21082-40	S-021413-SM-083	Solid	02/14/13 14:06	02/15/13 07:50
240-21082-41	S-021413-SM-084	Solid	02/14/13 14:07	02/15/13 07:50

Detection Summary

Client: Conestoga-Rovers & Associates, Inc.
Project/Site: 017324-T07-017, RACER Former MTM

TestAmerica Job ID: 240-21082-4

Client Sample ID: S-021313-SM-054 — Lab Sample ID: 240-21082-11

Analyte	Result	Qualifier	RL	MDL	Unit	Dil Fac	D	Method	Prep Type
Lead	36		0.36	0.23	mg/Kg	1	☼	6010B	Total/NA

Client Sample ID: S-021413-SM-082 — Lab Sample ID: 240-21082-39

Analyte	Result	Qualifier	RL	MDL	Unit	Dil Fac	D	Method	Prep Type
Methylene Chloride	28	B	4.6	0.62	ug/Kg	1	☼	8260B	Total/NA

Client Sample ID: S-021413-SM-083 — Lab Sample ID: 240-21082-40

Analyte	Result	Qualifier	RL	MDL	Unit	Dil Fac	D	Method	Prep Type
Methylene Chloride	22	B	5.1	0.69	ug/Kg	1	☼	8260B	Total/NA

Client Sample ID: S-021413-SM-084 — Lab Sample ID: 240-21082-41

Analyte	Result	Qualifier	RL	MDL	Unit	Dil Fac	D	Method	Prep Type
Methylene Chloride	31	B	5.7	0.76	ug/Kg	1	☼	8260B	Total/NA

This Detection Summary does not include radiochemical test results.

Client: Conestoga-Rovers & Associates, Inc.
Project/Site: 017324-T07-017, RACER Former MTM

TestAmerica Job ID: 240-21082-4

Client Sample ID: S-021313-SM-054
Date Collected: 02/13/13 10:26
Date Received: 02/15/13 07:50

Lab Sample ID: 240-21082-11
Matrix: Solid
Percent Solids: 74.3

Method: 6010B - Metals (ICP)

Analyte	Result	Qualifier	RL	MDL	Unit	D	Prepared	Analyzed	Dil Fac
Lead	36		0.36	0.23	mg/Kg	☼	03/01/13 11:23	03/05/13 00:10	1

Client: Conestoga-Rovers & Associates, Inc.
Project/Site: 017324-T07-017, RACER Former MTM

TestAmerica Job ID: 240-21082-4

Client Sample ID: S-021413-SM-082
Date Collected: 02/14/13 14:05
Date Received: 02/15/13 07:50

Lab Sample ID: 240-21082-39
Matrix: Solid
Percent Solids: 93.9

Method: 8260B - Volatile Organic Compounds (GC/MS)

Analyte	Result	Qualifier	RL	MDL	Unit	D	Prepared	Analyzed	Dil Fac
Acetone	18	U	18	5.8	ug/Kg	☼	02/15/13 21:16	02/19/13 05:13	1
Benzene	4.6	U	4.6	0.21	ug/Kg	☼	02/15/13 21:16	02/19/13 05:13	1
Dichlorobromomethane	4.6	U	4.6	0.26	ug/Kg	☼	02/15/13 21:16	02/19/13 05:13	1
Bromoform	4.6	U	4.6	0.30	ug/Kg	☼	02/15/13 21:16	02/19/13 05:13	1
Bromomethane	4.6	U	4.6	0.50	ug/Kg	☼	02/15/13 21:16	02/19/13 05:13	1
2-Butanone (MEK)	18	U	18	1.3	ug/Kg	☼	02/15/13 21:16	02/19/13 05:13	1
Carbon disulfide	4.6	U	4.6	0.41	ug/Kg	☼	02/15/13 21:16	02/19/13 05:13	1
Carbon tetrachloride	4.6	U	4.6	0.34	ug/Kg	☼	02/15/13 21:16	02/19/13 05:13	1
Chlorobenzene	4.6	U	4.6	0.30	ug/Kg	☼	02/15/13 21:16	02/19/13 05:13	1
Chloroethane	4.6	U	4.6	0.79	ug/Kg	☼	02/15/13 21:16	02/19/13 05:13	1
Chloroform	4.6	U	4.6	0.27	ug/Kg	☼	02/15/13 21:16	02/19/13 05:13	1
Chloromethane	4.6	U	4.6	0.38	ug/Kg	☼	02/15/13 21:16	02/19/13 05:13	1
1,1-Dichloroethane	4.6	U	4.6	0.33	ug/Kg	☼	02/15/13 21:16	02/19/13 05:13	1
1,2-Dichloroethane	4.6	U	4.6	0.31	ug/Kg	☼	02/15/13 21:16	02/19/13 05:13	1
1,1-Dichloroethene	4.6	U	4.6	0.48	ug/Kg	☼	02/15/13 21:16	02/19/13 05:13	1
1,2-Dichloropropane	4.6	U	4.6	0.64	ug/Kg	☼	02/15/13 21:16	02/19/13 05:13	1
cis-1,3-Dichloropropene	4.6	U	4.6	0.31	ug/Kg	☼	02/15/13 21:16	02/19/13 05:13	1
trans-1,3-Dichloropropene	4.6	U	4.6	0.50	ug/Kg	☼	02/15/13 21:16	02/19/13 05:13	1
Ethylbenzene	4.6	U	4.6	0.24	ug/Kg	☼	02/15/13 21:16	02/19/13 05:13	1
2-Hexanone	18	U	18	0.58	ug/Kg	☼	02/15/13 21:16	02/19/13 05:13	1
Methylene Chloride	**28**	**B**	4.6	0.62	ug/Kg	☼	02/15/13 21:16	02/19/13 05:13	1
4-Methyl-2-pentanone (MIBK)	18	U	18	0.50	ug/Kg	☼	02/15/13 21:16	02/19/13 05:13	1
Styrene	4.6	U	4.6	0.14	ug/Kg	☼	02/15/13 21:16	02/19/13 05:13	1
1,1,2,2-Tetrachloroethane	4.6	U	4.6	0.31	ug/Kg	☼	02/15/13 21:16	02/19/13 05:13	1
Tetrachloroethene	4.6	U	4.6	0.48	ug/Kg	☼	02/15/13 21:16	02/19/13 05:13	1
Toluene	4.6	U	4.6	0.25	ug/Kg	☼	02/15/13 21:16	02/19/13 05:13	1
Trichloroethene	4.6	U	4.6	0.39	ug/Kg	☼	02/15/13 21:16	02/19/13 05:13	1
Vinyl chloride	4.6	U	4.6	0.36	ug/Kg	☼	02/15/13 21:16	02/19/13 05:13	1
Xylenes, Total	9.2	U	9.2	0.62	ug/Kg	☼	02/15/13 21:16	02/19/13 05:13	1
1,1,1-Trichloroethane	4.6	U	4.6	0.52	ug/Kg	☼	02/15/13 21:16	02/19/13 05:13	1
1,1,2-Trichloroethane	4.6	U	4.6	0.36	ug/Kg	☼	02/15/13 21:16	02/19/13 05:13	1
Cyclohexane	9.2	U	9.2	0.30	ug/Kg	☼	02/15/13 21:16	02/19/13 05:13	1
1,2-Dibromo-3-Chloropropane	9.2	U	9.2	1.2	ug/Kg	☼	02/15/13 21:16	02/19/13 05:13	1
Ethylene Dibromide	4.6	U	4.6	0.46	ug/Kg	☼	02/15/13 21:16	02/19/13 05:13	1
Dichlorodifluoromethane	4.6	U	4.6	0.46	ug/Kg	☼	02/15/13 21:16	02/19/13 05:13	1
cis-1,2-Dichloroethene	4.6	U	4.6	0.33	ug/Kg	☼	02/15/13 21:16	02/19/13 05:13	1
trans-1,2-Dichloroethene	4.6	U	4.6	0.38	ug/Kg	☼	02/15/13 21:16	02/19/13 05:13	1
Isopropylbenzene	4.6	U	4.6	0.15	ug/Kg	☼	02/15/13 21:16	02/19/13 05:13	1
Methyl acetate	9.2	U	9.2	1.3	ug/Kg	☼	02/15/13 21:16	02/19/13 05:13	1
Methyl tert-butyl ether	18	U	18	0.40	ug/Kg	☼	02/15/13 21:16	02/19/13 05:13	1
1,1,2-Trichloro-1,2,2-trifluoroethane	4.6	U	4.6	1.2	ug/Kg	☼	02/15/13 21:16	02/19/13 05:13	1
1,2,4-Trichlorobenzene	4.6	U	4.6	0.25	ug/Kg	☼	02/15/13 21:16	02/19/13 05:13	1
1,2-Dichlorobenzene	4.6	U	4.6	0.33	ug/Kg	☼	02/15/13 21:16	02/19/13 05:13	1
1,3-Dichlorobenzene	4.6	U	4.6	0.32	ug/Kg	☼	02/15/13 21:16	02/19/13 05:13	1
1,4-Dichlorobenzene	4.6	U	4.6	0.61	ug/Kg	☼	02/15/13 21:16	02/19/13 05:13	1
Trichlorofluoromethane	4.6	U	4.6	0.31	ug/Kg	☼	02/15/13 21:16	02/19/13 05:13	1
Chlorodibromomethane	4.6	U	4.6	0.51	ug/Kg	☼	02/15/13 21:16	02/19/13 05:13	1
Methylcyclohexane	9.2	U	9.2	0.29	ug/Kg	☼	02/15/13 21:16	02/19/13 05:13	1

Client: Conestoga-Rovers & Associates, Inc.
Project/Site: 017324-T07-017, RACER Former MTM

TestAmerica Job ID: 240-21082-4

Client Sample ID: S-021413-SM-082
Date Collected: 02/14/13 14:05
Date Received: 02/15/13 07:50

Lab Sample ID: 240-21082-39
Matrix: Solid
Percent Solids: 93.9

Surrogate	%Recovery	Qualifier	Limits	Prepared	Analyzed	Dil Fac
1,2-Dichloroethane-d4 (Surr)	82		58 - 123	02/15/13 21:16	02/19/13 05:13	1
4-Bromofluorobenzene (Surr)	89		52 - 136	02/15/13 21:16	02/19/13 05:13	1
Toluene-d8 (Surr)	91		67 - 125	02/15/13 21:16	02/19/13 05:13	1
Dibromofluoromethane (Surr)	86		37 - 132	02/15/13 21:16	02/19/13 05:13	1

Client: Conestoga-Rovers & Associates, Inc.
Project/Site: 017324-T07-017, RACER Former MTM

TestAmerica Job ID: 240-21082-4

Client Sample ID: S-021413-SM-083
Date Collected: 02/14/13 14:06
Date Received: 02/15/13 07:50

Lab Sample ID: 240-21082-40
Matrix: Solid
Percent Solids: 82.0

Method: 8260B - Volatile Organic Compounds (GC/MS)

Analyte	Result	Qualifier	RL	MDL	Unit	D	Prepared	Analyzed	Dil Fac
Acetone	21	U	21	6.5	ug/Kg	☼	02/15/13 21:16	02/19/13 05:34	1
Benzene	5.1	U	5.1	0.24	ug/Kg	☼	02/15/13 21:16	02/19/13 05:34	1
Dichlorobromomethane	5.1	U	5.1	0.29	ug/Kg	☼	02/15/13 21:16	02/19/13 05:34	1
Bromoform	5.1	U	5.1	0.34	ug/Kg	☼	02/15/13 21:16	02/19/13 05:34	1
Bromomethane	5.1	U	5.1	0.56	ug/Kg	☼	02/15/13 21:16	02/19/13 05:34	1
2-Butanone (MEK)	21	U	21	1.4	ug/Kg	☼	02/15/13 21:16	02/19/13 05:34	1
Carbon disulfide	5.1	U	5.1	0.45	ug/Kg	☼	02/15/13 21:16	02/19/13 05:34	1
Carbon tetrachloride	5.1	U	5.1	0.38	ug/Kg	☼	02/15/13 21:16	02/19/13 05:34	1
Chlorobenzene	5.1	U	5.1	0.34	ug/Kg	☼	02/15/13 21:16	02/19/13 05:34	1
Chloroethane	5.1	U	5.1	0.89	ug/Kg	☼	02/15/13 21:16	02/19/13 05:34	1
Chloroform	5.1	U	5.1	0.30	ug/Kg	☼	02/15/13 21:16	02/19/13 05:34	1
Chloromethane	5.1	U	5.1	0.42	ug/Kg	☼	02/15/13 21:16	02/19/13 05:34	1
1,1-Dichloroethane	5.1	U	5.1	0.37	ug/Kg	☼	02/15/13 21:16	02/19/13 05:34	1
1,2-Dichloroethane	5.1	U	5.1	0.35	ug/Kg	☼	02/15/13 21:16	02/19/13 05:34	1
1,1-Dichloroethene	5.1	U	5.1	0.54	ug/Kg	☼	02/15/13 21:16	02/19/13 05:34	1
1,2-Dichloropropane	5.1	U	5.1	0.71	ug/Kg	☼	02/15/13 21:16	02/19/13 05:34	1
cis-1,3-Dichloropropene	5.1	U	5.1	0.35	ug/Kg	☼	02/15/13 21:16	02/19/13 05:34	1
trans-1,3-Dichloropropene	5.1	U	5.1	0.56	ug/Kg	☼	02/15/13 21:16	02/19/13 05:34	1
Ethylbenzene	5.1	U	5.1	0.27	ug/Kg	☼	02/15/13 21:16	02/19/13 05:34	1
2-Hexanone	21	U	21	0.65	ug/Kg	☼	02/15/13 21:16	02/19/13 05:34	1
Methylene Chloride	**22**	**B**	5.1	0.69	ug/Kg	☼	02/15/13 21:16	02/19/13 05:34	1
4-Methyl-2-pentanone (MIBK)	21	U	21	0.56	ug/Kg	☼	02/15/13 21:16	02/19/13 05:34	1
Styrene	5.1	U	5.1	0.15	ug/Kg	☼	02/15/13 21:16	02/19/13 05:34	1
1,1,2,2-Tetrachloroethane	5.1	U	5.1	0.35	ug/Kg	☼	02/15/13 21:16	02/19/13 05:34	1
Tetrachloroethene	5.1	U	5.1	0.54	ug/Kg	☼	02/15/13 21:16	02/19/13 05:34	1
Toluene	5.1	U	5.1	0.28	ug/Kg	☼	02/15/13 21:16	02/19/13 05:34	1
Trichloroethene	5.1	U	5.1	0.43	ug/Kg	☼	02/15/13 21:16	02/19/13 05:34	1
Vinyl chloride	5.1	U	5.1	0.40	ug/Kg	☼	02/15/13 21:16	02/19/13 05:34	1
Xylenes, Total	10	U	10	0.69	ug/Kg	☼	02/15/13 21:16	02/19/13 05:34	1
1,1,1-Trichloroethane	5.1	U	5.1	0.58	ug/Kg	☼	02/15/13 21:16	02/19/13 05:34	1
1,1,2-Trichloroethane	5.1	U	5.1	0.40	ug/Kg	☼	02/15/13 21:16	02/19/13 05:34	1
Cyclohexane	10	U	10	0.34	ug/Kg	☼	02/15/13 21:16	02/19/13 05:34	1
1,2-Dibromo-3-Chloropropane	10	U	10	1.3	ug/Kg	☼	02/15/13 21:16	02/19/13 05:34	1
Ethylene Dibromide	5.1	U	5.1	0.51	ug/Kg	☼	02/15/13 21:16	02/19/13 05:34	1
Dichlorodifluoromethane	5.1	U	5.1	0.51	ug/Kg	☼	02/15/13 21:16	02/19/13 05:34	1
cis-1,2-Dichloroethene	5.1	U	5.1	0.37	ug/Kg	☼	02/15/13 21:16	02/19/13 05:34	1
trans-1,2-Dichloroethene	5.1	U	5.1	0.42	ug/Kg	☼	02/15/13 21:16	02/19/13 05:34	1
Isopropylbenzene	5.1	U	5.1	0.16	ug/Kg	☼	02/15/13 21:16	02/19/13 05:34	1
Methyl acetate	10	U	10	1.4	ug/Kg	☼	02/15/13 21:16	02/19/13 05:34	1
Methyl tert-butyl ether	21	U	21	0.44	ug/Kg	☼	02/15/13 21:16	02/19/13 05:34	1
1,1,2-Trichloro-1,2,2-trifluoroethane	5.1	U	5.1	1.3	ug/Kg	☼	02/15/13 21:16	02/19/13 05:34	1
1,2,4-Trichlorobenzene	5.1	U	5.1	0.28	ug/Kg	☼	02/15/13 21:16	02/19/13 05:34	1
1,2-Dichlorobenzene	5.1	U	5.1	0.37	ug/Kg	☼	02/15/13 21:16	02/19/13 05:34	1
1,3-Dichlorobenzene	5.1	U	5.1	0.36	ug/Kg	☼	02/15/13 21:16	02/19/13 05:34	1
1,4-Dichlorobenzene	5.1	U	5.1	0.68	ug/Kg	☼	02/15/13 21:16	02/19/13 05:34	1
Trichlorofluoromethane	5.1	U	5.1	0.35	ug/Kg	☼	02/15/13 21:16	02/19/13 05:34	1
Chlorodibromomethane	5.1	U	5.1	0.57	ug/Kg	☼	02/15/13 21:16	02/19/13 05:34	1
Methylcyclohexane	10	U	10	0.32	ug/Kg	☼	02/15/13 21:16	02/19/13 05:34	1

Client: Conestoga-Rovers & Associates, Inc.
Project/Site: 017324-T07-017, RACER Former MTM

TestAmerica Job ID: 240-21082-4

Client Sample ID: S-021413-SM-083
Date Collected: 02/14/13 14:06
Date Received: 02/15/13 07:50

Lab Sample ID: 240-21082-40
Matrix: Solid
Percent Solids: 82.0

Surrogate	%Recovery	Qualifier	Limits	Prepared	Analyzed	Dil Fac
1,2-Dichloroethane-d4 (Surr)	92		58 - 123	02/15/13 21:16	02/19/13 05:34	1
4-Bromofluorobenzene (Surr)	94		52 - 136	02/15/13 21:16	02/19/13 05:34	1
Toluene-d8 (Surr)	93		67 - 125	02/15/13 21:16	02/19/13 05:34	1
Dibromofluoromethane (Surr)	91		37 - 132	02/15/13 21:16	02/19/13 05:34	1

Client: Conestoga-Rovers & Associates, Inc.
Project/Site: 017324-T07-017, RACER Former MTM

TestAmerica Job ID: 240-21082-4

Client Sample ID: S-021413-SM-084
Date Collected: 02/14/13 14:07
Date Received: 02/15/13 07:50

Lab Sample ID: 240-21082-41
Matrix: Solid
Percent Solids: 82.5

Method: 8260B - Volatile Organic Compounds (GC/MS)

Analyte	Result	Qualifier	RL	MDL	Unit	D	Prepared	Analyzed	Dil Fac
Acetone	23	U	23	7.1	ug/Kg	☼	02/15/13 21:16	02/19/13 05:55	1
Benzene	5.7	U	5.7	0.26	ug/Kg	☼	02/15/13 21:16	02/19/13 05:55	1
Dichlorobromomethane	5.7	U	5.7	0.32	ug/Kg	☼	02/15/13 21:16	02/19/13 05:55	1
Bromoform	5.7	U	5.7	0.37	ug/Kg	☼	02/15/13 21:16	02/19/13 05:55	1
Bromomethane	5.7	U	5.7	0.61	ug/Kg	☼	02/15/13 21:16	02/19/13 05:55	1
2-Butanone (MEK)	23	U	23	1.6	ug/Kg	☼	02/15/13 21:16	02/19/13 05:55	1
Carbon disulfide	5.7	U	5.7	0.50	ug/Kg	☼	02/15/13 21:16	02/19/13 05:55	1
Carbon tetrachloride	5.7	U	5.7	0.42	ug/Kg	☼	02/15/13 21:16	02/19/13 05:55	1
Chlorobenzene	5.7	U	5.7	0.37	ug/Kg	☼	02/15/13 21:16	02/19/13 05:55	1
Chloroethane	5.7	U	5.7	0.97	ug/Kg	☼	02/15/13 21:16	02/19/13 05:55	1
Chloroform	5.7	U	5.7	0.33	ug/Kg	☼	02/15/13 21:16	02/19/13 05:55	1
Chloromethane	5.7	U	5.7	0.46	ug/Kg	☼	02/15/13 21:16	02/19/13 05:55	1
1,1-Dichloroethane	5.7	U	5.7	0.41	ug/Kg	☼	02/15/13 21:16	02/19/13 05:55	1
1,2-Dichloroethane	5.7	U	5.7	0.38	ug/Kg	☼	02/15/13 21:16	02/19/13 05:55	1
1,1-Dichloroethene	5.7	U	5.7	0.59	ug/Kg	☼	02/15/13 21:16	02/19/13 05:55	1
1,2-Dichloropropane	5.7	U	5.7	0.78	ug/Kg	☼	02/15/13 21:16	02/19/13 05:55	1
cis-1,3-Dichloropropene	5.7	U	5.7	0.38	ug/Kg	☼	02/15/13 21:16	02/19/13 05:55	1
trans-1,3-Dichloropropene	5.7	U	5.7	0.61	ug/Kg	☼	02/15/13 21:16	02/19/13 05:55	1
Ethylbenzene	5.7	U	5.7	0.29	ug/Kg	☼	02/15/13 21:16	02/19/13 05:55	1
2-Hexanone	23	U	23	0.71	ug/Kg	☼	02/15/13 21:16	02/19/13 05:55	1
Methylene Chloride	**31**	**B**	5.7	0.76	ug/Kg	☼	02/15/13 21:16	02/19/13 05:55	1
4-Methyl-2-pentanone (MIBK)	23	U	23	0.61	ug/Kg	☼	02/15/13 21:16	02/19/13 05:55	1
Styrene	5.7	U	5.7	0.17	ug/Kg	☼	02/15/13 21:16	02/19/13 05:55	1
1,1,2,2-Tetrachloroethane	5.7	U	5.7	0.38	ug/Kg	☼	02/15/13 21:16	02/19/13 05:55	1
Tetrachloroethene	5.7	U	5.7	0.59	ug/Kg	☼	02/15/13 21:16	02/19/13 05:55	1
Toluene	5.7	U	5.7	0.31	ug/Kg	☼	02/15/13 21:16	02/19/13 05:55	1
Trichloroethene	5.7	U	5.7	0.47	ug/Kg	☼	02/15/13 21:16	02/19/13 05:55	1
Vinyl chloride	5.7	U	5.7	0.44	ug/Kg	☼	02/15/13 21:16	02/19/13 05:55	1
Xylenes, Total	11	U	11	0.76	ug/Kg	☼	02/15/13 21:16	02/19/13 05:55	1
1,1,1-Trichloroethane	5.7	U	5.7	0.63	ug/Kg	☼	02/15/13 21:16	02/19/13 05:55	1
1,1,2-Trichloroethane	5.7	U	5.7	0.44	ug/Kg	☼	02/15/13 21:16	02/19/13 05:55	1
Cyclohexane	11	U	11	0.37	ug/Kg	☼	02/15/13 21:16	02/19/13 05:55	1
1,2-Dibromo-3-Chloropropane	11	U	11	1.5	ug/Kg	☼	02/15/13 21:16	02/19/13 05:55	1
Ethylene Dibromide	5.7	U	5.7	0.57	ug/Kg	☼	02/15/13 21:16	02/19/13 05:55	1
Dichlorodifluoromethane	5.7	U	5.7	0.57	ug/Kg	☼	02/15/13 21:16	02/19/13 05:55	1
cis-1,2-Dichloroethene	5.7	U	5.7	0.41	ug/Kg	☼	02/15/13 21:16	02/19/13 05:55	1
trans-1,2-Dichloroethene	5.7	U	5.7	0.46	ug/Kg	☼	02/15/13 21:16	02/19/13 05:55	1
Isopropylbenzene	5.7	U	5.7	0.18	ug/Kg	☼	02/15/13 21:16	02/19/13 05:55	1
Methyl acetate	11	U	11	1.6	ug/Kg	☼	02/15/13 21:16	02/19/13 05:55	1
Methyl tert-butyl ether	23	U	23	0.49	ug/Kg	☼	02/15/13 21:16	02/19/13 05:55	1
1,1,2-Trichloro-1,2,2-trifluoroethane	5.7	U	5.7	1.5	ug/Kg	☼	02/15/13 21:16	02/19/13 05:55	1
1,2,4-Trichlorobenzene	5.7	U	5.7	0.31	ug/Kg	☼	02/15/13 21:16	02/19/13 05:55	1
1,2-Dichlorobenzene	5.7	U	5.7	0.41	ug/Kg	☼	02/15/13 21:16	02/19/13 05:55	1
1,3-Dichlorobenzene	5.7	U	5.7	0.40	ug/Kg	☼	02/15/13 21:16	02/19/13 05:55	1
1,4-Dichlorobenzene	5.7	U	5.7	0.75	ug/Kg	☼	02/15/13 21:16	02/19/13 05:55	1
Trichlorofluoromethane	5.7	U	5.7	0.38	ug/Kg	☼	02/15/13 21:16	02/19/13 05:55	1
Chlorodibromomethane	5.7	U	5.7	0.62	ug/Kg	☼	02/15/13 21:16	02/19/13 05:55	1
Methylcyclohexane	11	U	11	0.35	ug/Kg	☼	02/15/13 21:16	02/19/13 05:55	1

Client: Conestoga-Rovers & Associates, Inc.
Project/Site: 017324-T07-017, RACER Former MTM

TestAmerica Job ID: 240-21082-4

Client Sample ID: S-021413-SM-084
Date Collected: 02/14/13 14:07
Date Received: 02/15/13 07:50

Lab Sample ID: 240-21082-41
Matrix: Solid
Percent Solids: 82.5

Surrogate	%Recovery	Qualifier	Limits	Prepared	Analyzed	Dil Fac
1,2-Dichloroethane-d4 (Surr)	78		58 - 123	02/15/13 21:16	02/19/13 05:55	1
4-Bromofluorobenzene (Surr)	83		52 - 136	02/15/13 21:16	02/19/13 05:55	1
Toluene-d8 (Surr)	93		67 - 125	02/15/13 21:16	02/19/13 05:55	1
Dibromofluoromethane (Surr)	83		37 - 132	02/15/13 21:16	02/19/13 05:55	1

Surrogate Summary

Client: Conestoga-Rovers & Associates, Inc.
Project/Site: 017324-T07-017, RACER Former MTM

TestAmerica Job ID: 240-21082-4

Method: 8260B - Volatile Organic Compounds (GC/MS)

Matrix: Solid **Prep Type: Total/NA**

		Percent Surrogate Recovery (Acceptance Limits)			
		12DCE	BFB	TOL	DBFM
Lab Sample ID	Client Sample ID	(58-123)	(52-136)	(67-125)	(37-132)
240-21082-39	S-021413-SM-082	82	89	91	86
240-21082-40	S-021413-SM-083	92	94	93	91
240-21082-41	S-021413-SM-084	78	83	93	83
LCS 240-75692/5	Lab Control Sample	80	89	90	87
MB 240-75692/6	Method Blank	85	95	93	89

Surrogate Legend

12DCE = 1,2-Dichloroethane-d4 (Surr)
BFB = 4-Bromofluorobenzene (Surr)
TOL = Toluene-d8 (Surr)
DBFM = Dibromofluoromethane (Surr)

Method: 8260B - Volatile Organic Compounds (GC/MS)

Lab Sample ID: MB 240-75692/6
Matrix: Solid
Analysis Batch: 75692

Client Sample ID: Method Blank
Prep Type: Total/NA

Analyte	MB Result	MB Qualifier	RL	MDL	Unit	D	Prepared	Analyzed	Dil Fac
Acetone	13.0	J	20	6.3	ug/Kg			02/19/13 00:43	1
Benzene	5.0	U	5.0	0.23	ug/Kg			02/19/13 00:43	1
Dichlorobromomethane	5.0	U	5.0	0.28	ug/Kg			02/19/13 00:43	1
Bromoform	5.0	U	5.0	0.33	ug/Kg			02/19/13 00:43	1
Bromomethane	5.0	U	5.0	0.54	ug/Kg			02/19/13 00:43	1
2-Butanone (MEK)	20	U	20	1.4	ug/Kg			02/19/13 00:43	1
Carbon disulfide	5.0	U	5.0	0.44	ug/Kg			02/19/13 00:43	1
Carbon tetrachloride	5.0	U	5.0	0.37	ug/Kg			02/19/13 00:43	1
Chlorobenzene	5.0	U	5.0	0.33	ug/Kg			02/19/13 00:43	1
Chloroethane	5.0	U	5.0	0.86	ug/Kg			02/19/13 00:43	1
Chloroform	5.0	U	5.0	0.29	ug/Kg			02/19/13 00:43	1
Chloromethane	5.0	U	5.0	0.41	ug/Kg			02/19/13 00:43	1
1,1-Dichloroethane	5.0	U	5.0	0.36	ug/Kg			02/19/13 00:43	1
1,2-Dichloroethane	5.0	U	5.0	0.34	ug/Kg			02/19/13 00:43	1
1,1-Dichloroethene	5.0	U	5.0	0.52	ug/Kg			02/19/13 00:43	1
1,2-Dichloropropane	5.0	U	5.0	0.69	ug/Kg			02/19/13 00:43	1
cis-1,3-Dichloropropene	5.0	U	5.0	0.34	ug/Kg			02/19/13 00:43	1
trans-1,3-Dichloropropene	5.0	U	5.0	0.54	ug/Kg			02/19/13 00:43	1
Ethylbenzene	5.0	U	5.0	0.26	ug/Kg			02/19/13 00:43	1
2-Hexanone	20	U	20	0.63	ug/Kg			02/19/13 00:43	1
Methylene Chloride	3.23	J	5.0	0.67	ug/Kg			02/19/13 00:43	1
4-Methyl-2-pentanone (MIBK)	20	U	20	0.54	ug/Kg			02/19/13 00:43	1
Styrene	5.0	U	5.0	0.15	ug/Kg			02/19/13 00:43	1
1,1,2,2-Tetrachloroethane	5.0	U	5.0	0.34	ug/Kg			02/19/13 00:43	1
Tetrachloroethene	5.0	U	5.0	0.52	ug/Kg			02/19/13 00:43	1
Toluene	5.0	U	5.0	0.27	ug/Kg			02/19/13 00:43	1
Trichloroethene	5.0	U	5.0	0.42	ug/Kg			02/19/13 00:43	1
Vinyl chloride	5.0	U	5.0	0.39	ug/Kg			02/19/13 00:43	1
Xylenes, Total	10	U	10	0.67	ug/Kg			02/19/13 00:43	1
1,1,1-Trichloroethane	5.0	U	5.0	0.56	ug/Kg			02/19/13 00:43	1
1,1,2-Trichloroethane	5.0	U	5.0	0.39	ug/Kg			02/19/13 00:43	1
Cyclohexane	10	U	10	0.33	ug/Kg			02/19/13 00:43	1
1,2-Dibromo-3-Chloropropane	10	U	10	1.3	ug/Kg			02/19/13 00:43	1
Ethylene Dibromide	5.0	U	5.0	0.50	ug/Kg			02/19/13 00:43	1
Dichlorodifluoromethane	5.0	U	5.0	0.50	ug/Kg			02/19/13 00:43	1
cis-1,2-Dichloroethene	5.0	U	5.0	0.36	ug/Kg			02/19/13 00:43	1
trans-1,2-Dichloroethene	5.0	U	5.0	0.41	ug/Kg			02/19/13 00:43	1
Isopropylbenzene	5.0	U	5.0	0.16	ug/Kg			02/19/13 00:43	1
Methyl acetate	10	U	10	1.4	ug/Kg			02/19/13 00:43	1
Methyl tert-butyl ether	20	U	20	0.43	ug/Kg			02/19/13 00:43	1
1,1,2-Trichloro-1,2,2-trifluoroethane	5.0	U	5.0	1.3	ug/Kg			02/19/13 00:43	1
1,2,4-Trichlorobenzene	5.0	U	5.0	0.27	ug/Kg			02/19/13 00:43	1
1,2-Dichlorobenzene	5.0	U	5.0	0.36	ug/Kg			02/19/13 00:43	1
1,3-Dichlorobenzene	5.0	U	5.0	0.35	ug/Kg			02/19/13 00:43	1
1,4-Dichlorobenzene	5.0	U	5.0	0.66	ug/Kg			02/19/13 00:43	1
Trichlorofluoromethane	5.0	U	5.0	0.34	ug/Kg			02/19/13 00:43	1
Chlorodibromomethane	5.0	U	5.0	0.55	ug/Kg			02/19/13 00:43	1
Methylcyclohexane	10	U	10	0.31	ug/Kg			02/19/13 00:43	1

Method: 8260B - Volatile Organic Compounds (GC/MS) (Continued)

Lab Sample ID: MB 240-75692/6
Matrix: Solid
Analysis Batch: 75692

Client Sample ID: Method Blank
Prep Type: Total/NA

Surrogate	MB %Recovery	MB Qualifier	Limits	Prepared	Analyzed	Dil Fac
1,2-Dichloroethane-d4 (Surr)	*85*		*58 - 123*		*02/19/13 00:43*	*1*
4-Bromofluorobenzene (Surr)	*95*		*52 - 136*		*02/19/13 00:43*	*1*
Toluene-d8 (Surr)	*93*		*67 - 125*		*02/19/13 00:43*	*1*
Dibromofluoromethane (Surr)	*89*		*37 - 132*		*02/19/13 00:43*	*1*

Lab Sample ID: LCS 240-75692/5
Matrix: Solid
Analysis Batch: 75692

Client Sample ID: Lab Control Sample
Prep Type: Total/NA

Analyte	Spike Added	LCS Result	LCS Qualifier	Unit	D	%Rec	%Rec. Limits
Acetone	50.0	44.1		ug/Kg		88	41 - 137
Benzene	25.0	24.5		ug/Kg		98	79 - 112
Dichlorobromomethane	25.0	26.3		ug/Kg		105	84 - 122
Bromoform	25.0	25.9		ug/Kg		104	62 - 133
Bromomethane	25.0	24.4		ug/Kg		97	42 - 136
2-Butanone (MEK)	50.0	40.1		ug/Kg		80	52 - 131
Carbon disulfide	25.0	25.8		ug/Kg		103	62 - 146
Carbon tetrachloride	25.0	27.3		ug/Kg		109	71 - 129
Chlorobenzene	25.0	24.4		ug/Kg		98	78 - 110
Chloroethane	25.0	24.2		ug/Kg		97	58 - 117
Chloroform	25.0	24.4		ug/Kg		97	77 - 114
Chloromethane	25.0	21.4		ug/Kg		85	50 - 110
1,1-Dichloroethane	25.0	24.5		ug/Kg		98	76 - 115
1,2-Dichloroethane	25.0	22.7		ug/Kg		91	72 - 120
1,1-Dichloroethene	25.0	25.8		ug/Kg		103	75 - 135
1,2-Dichloropropane	25.0	24.5		ug/Kg		98	87 - 113
cis-1,3-Dichloropropene	25.0	25.8		ug/Kg		103	74 - 128
trans-1,3-Dichloropropene	25.0	25.8		ug/Kg		103	73 - 131
Ethylbenzene	25.0	25.2		ug/Kg		101	79 - 117
2-Hexanone	50.0	43.5		ug/Kg		87	64 - 136
Methylene Chloride	25.0	27.8		ug/Kg		111	75 - 118
4-Methyl-2-pentanone (MIBK)	50.0	46.0		ug/Kg		92	67 - 135
Styrene	25.0	26.9		ug/Kg		108	87 - 117
1,1,2,2-Tetrachloroethane	25.0	23.4		ug/Kg		94	77 - 123
Tetrachloroethene	25.0	25.6		ug/Kg		102	79 - 114
Toluene	25.0	24.2		ug/Kg		97	75 - 111
Trichloroethene	25.0	26.0		ug/Kg		104	79 - 113
Vinyl chloride	25.0	24.2		ug/Kg		97	57 - 114
Xylenes, Total	75.0	78.2		ug/Kg		104	80 - 118
1,1,1-Trichloroethane	25.0	27.2		ug/Kg		109	77 - 126
1,1,2-Trichloroethane	25.0	24.8		ug/Kg		99	83 - 112
Cyclohexane	25.0	23.8		ug/Kg		95	66 - 110
1,2-Dibromo-3-Chloropropane	25.0	28.7		ug/Kg		115	61 - 132
Ethylene Dibromide	25.0	24.7		ug/Kg		99	83 - 117
Dichlorodifluoromethane	25.0	18.5		ug/Kg		74	26 - 113
cis-1,2-Dichloroethene	25.0	24.4		ug/Kg		98	76 - 113
trans-1,2-Dichloroethene	25.0	25.6		ug/Kg		103	78 - 117
Isopropylbenzene	25.0	27.1		ug/Kg		108	76 - 122

Method: 8260B - Volatile Organic Compounds (GC/MS) (Continued)

Lab Sample ID: LCS 240-75692/5
Matrix: Solid
Analysis Batch: 75692

Client Sample ID: Lab Control Sample
Prep Type: Total/NA

Analyte	Spike Added	LCS Result	LCS Qualifier	Unit	D	%Rec	%Rec. Limits
Methyl acetate	25.0	21.7		ug/Kg		87	57 - 130
Methyl tert-butyl ether	25.0	25.4		ug/Kg		101	49 - 165
1,1,2-Trichloro-1,2,2-trifluoroethane	25.0	27.6		ug/Kg		110	82 - 138
1,2,4-Trichlorobenzene	25.0	27.5		ug/Kg		110	64 - 124
1,2-Dichlorobenzene	25.0	24.5		ug/Kg		98	76 - 110
1,3-Dichlorobenzene	25.0	24.7		ug/Kg		99	78 - 111
1,4-Dichlorobenzene	25.0	23.7		ug/Kg		95	75 - 110
Trichlorofluoromethane	25.0	27.2		ug/Kg		109	57 - 146
Chlorodibromomethane	25.0	26.0		ug/Kg		104	72 - 127
Methylcyclohexane	25.0	26.3		ug/Kg		105	70 - 126
m-Xylene & p-Xylene	50.0	51.5		ug/Kg		103	80 - 117
o-Xylene	25.0	26.7		ug/Kg		107	80 - 120

Surrogate	*LCS %Recovery*	*LCS Qualifier*	*Limits*
1,2-Dichloroethane-d4 (Surr)	*80*		*58 - 123*
4-Bromofluorobenzene (Surr)	*89*		*52 - 136*
Toluene-d8 (Surr)	*90*		*67 - 125*
Dibromofluoromethane (Surr)	*87*		*37 - 132*

Method: 6010B - Metals (ICP)

Lab Sample ID: MB 240-76975/1-A
Matrix: Solid
Analysis Batch: 77223

Client Sample ID: Method Blank
Prep Type: Total/NA
Prep Batch: 76975

Analyte	MB Result	MB Qualifier	RL	MDL	Unit	D	Prepared	Analyzed	Dil Fac
Lead	0.30	U	0.30	0.19	mg/Kg		03/01/13 11:23	03/04/13 23:26	1

Lab Sample ID: LCS 240-76975/2-A
Matrix: Solid
Analysis Batch: 77223

Client Sample ID: Lab Control Sample
Prep Type: Total/NA
Prep Batch: 76975

Analyte	Spike Added	LCS Result	LCS Qualifier	Unit	D	%Rec	%Rec. Limits
Lead	50.0	47.8		mg/Kg		96	80 - 120

QC Association Summary

Client: Conestoga-Rovers & Associates, Inc.
Project/Site: 017324-T07-017, RACER Former MTM

TestAmerica Job ID: 240-21082-4

GC/MS VOA

Prep Batch: 75543

Lab Sample ID	Client Sample ID	Prep Type	Matrix	Method	Prep Batch
240-21082-39	S-021413-SM-082	Total/NA	Solid	5035	
240-21082-40	S-021413-SM-083	Total/NA	Solid	5035	
240-21082-41	S-021413-SM-084	Total/NA	Solid	5035	

Analysis Batch: 75692

Lab Sample ID	Client Sample ID	Prep Type	Matrix	Method	Prep Batch
240-21082-39	S-021413-SM-082	Total/NA	Solid	8260B	75543
240-21082-40	S-021413-SM-083	Total/NA	Solid	8260B	75543
240-21082-41	S-021413-SM-084	Total/NA	Solid	8260B	75543
LCS 240-75692/5	Lab Control Sample	Total/NA	Solid	8260B	
MB 240-75692/6	Method Blank	Total/NA	Solid	8260B	

Metals

Prep Batch: 76975

Lab Sample ID	Client Sample ID	Prep Type	Matrix	Method	Prep Batch
240-21082-11	S-021313-SM-054	Total/NA	Solid	3050B	
LCS 240-76975/2-A	Lab Control Sample	Total/NA	Solid	3050B	
MB 240-76975/1-A	Method Blank	Total/NA	Solid	3050B	

Analysis Batch: 77223

Lab Sample ID	Client Sample ID	Prep Type	Matrix	Method	Prep Batch
240-21082-11	S-021313-SM-054	Total/NA	Solid	6010B	76975
LCS 240-76975/2-A	Lab Control Sample	Total/NA	Solid	6010B	76975
MB 240-76975/1-A	Method Blank	Total/NA	Solid	6010B	76975

General Chemistry

Analysis Batch: 76957

Lab Sample ID	Client Sample ID	Prep Type	Matrix	Method	Prep Batch
240-21082-11	S-021313-SM-054	Total/NA	Solid	Moisture	
240-21082-39	S-021413-SM-082	Total/NA	Solid	Moisture	
240-21082-40	S-021413-SM-083	Total/NA	Solid	Moisture	
240-21082-41	S-021413-SM-084	Total/NA	Solid	Moisture	

Lab Chronicle

Client: Conestoga-Rovers & Associates, Inc.
Project/Site: 017324-T07-017, RACER Former MTM

TestAmerica Job ID: 240-21082-4

Client Sample ID: S-021313-SM-054

Lab Sample ID: 240-21082-11
Date Collected: 02/13/13 10:26
Matrix: Solid
Date Received: 02/15/13 07:50
Percent Solids: 74.3

Prep Type	Batch Type	Batch Method	Run	Dilution Factor	Batch Number	Prepared or Analyzed	Analyst	Lab
Total/NA	Prep	3050B			76975	03/01/13 11:23	DE	TAL NC
Total/NA	Analysis	6010B		1	77223	03/05/13 00:10	NJT	TAL NC
Total/NA	Analysis	Moisture		1	76957	03/01/13 10:07	TH	TAL NC

Client Sample ID: S-021413-SM-082

Lab Sample ID: 240-21082-39
Date Collected: 02/14/13 14:05
Matrix: Solid
Date Received: 02/15/13 07:50
Percent Solids: 93.9

Prep Type	Batch Type	Batch Method	Run	Dilution Factor	Batch Number	Prepared or Analyzed	Analyst	Lab
Total/NA	Prep	5035			75543	02/15/13 21:16	LM	TAL NC
Total/NA	Analysis	8260B		1	75692	02/19/13 05:13	TL	TAL NC
Total/NA	Analysis	Moisture		1	76957	03/01/13 10:07	TH	TAL NC

Client Sample ID: S-021413-SM-083

Lab Sample ID: 240-21082-40
Date Collected: 02/14/13 14:06
Matrix: Solid
Date Received: 02/15/13 07:50
Percent Solids: 82.0

Prep Type	Batch Type	Batch Method	Run	Dilution Factor	Batch Number	Prepared or Analyzed	Analyst	Lab
Total/NA	Prep	5035			75543	02/15/13 21:16	LM	TAL NC
Total/NA	Analysis	8260B		1	75692	02/19/13 05:34	TL	TAL NC
Total/NA	Analysis	Moisture		1	76957	03/01/13 10:07	TH	TAL NC

Client Sample ID: S-021413-SM-084

Lab Sample ID: 240-21082-41
Date Collected: 02/14/13 14:07
Matrix: Solid
Date Received: 02/15/13 07:50
Percent Solids: 82.5

Prep Type	Batch Type	Batch Method	Run	Dilution Factor	Batch Number	Prepared or Analyzed	Analyst	Lab
Total/NA	Prep	5035			75543	02/15/13 21:16	LM	TAL NC
Total/NA	Analysis	8260B		1	75692	02/19/13 05:55	TL	TAL NC
Total/NA	Analysis	Moisture		1	76957	03/01/13 10:07	TH	TAL NC

Laboratory References:

TAL NC = TestAmerica Canton, 4101 Shuffel Street NW, North Canton, OH 44720, TEL (330)497-9396

Certification Summary

Client: Conestoga-Rovers & Associates, Inc.
Project/Site: 017324-T07-017, RACER Former MTM

TestAmerica Job ID: 240-21082-4

Laboratory: TestAmerica Canton

All certifications held by this laboratory are listed. Not all certifications are applicable to this report.

Authority	Program	EPA Region	Certification ID	Expiration Date
California	NELAP	9	01144CA	06-30-13
Connecticut	State Program	1	PH-0590	12-31-13
Florida	NELAP	4	E87225	06-30-13
Georgia	State Program	4	N/A	06-30-13
Illinois	NELAP	5	200004	07-31-13
Kansas	NELAP	7	E-10336	01-31-14
Kentucky	State Program	4	58	06-30-13
L-A-B	DoD ELAP		L2315	07-28-13
Minnesota	NELAP	5	039-999-348	12-31-13
Nevada	State Program	9	OH-000482008A	07-31-13
New Jersey	NELAP	2	OH001	06-30-13
New York	NELAP	2	10975	04-01-13
Ohio VAP	State Program	5	CL0024	01-19-14
Pennsylvania	NELAP	3	68-00340	08-31-13
Texas	NELAP	6		08-03-13
USDA	Federal		P330-11-00328	08-26-14
Virginia	NELAP	3	460175	09-14-13
Washington	State Program	10	C971	01-12-14
West Virginia DEP	State Program	3	210	12-31-13
Wisconsin	State Program	5	999518190	08-31-13

CHAIN OF CUSTODY RECORD

COC NO.: IN- 03181
PAGE 1 OF 13

CONESTOGA-ROVERS & ASSOCIATES
6520 Corporate Drive, Indianapolis, Indiana 46278
Phone: (317) 291-7007 Fax: (317) 328-2666

(See Reverse Side for Instructions)

Project No/ Phase/Task Code: 017324-T07-CRA13	Laboratory Name: Test America	Lab Location: North Canton	SSOW ID: 017324-T07-017
Project Name: MTM	Lab Contact: Denise Heckler	Lab Quote No:	Cooler No:
Project Location: Muncie IN			Carrier: Fedex
Chemistry Contact: Michael Richardson			Airbill No: 872427115427
Sampler(s): Sam Malecosky			Date Shipped: 2/14/13

Item	SAMPLE IDENTIFICATION (Containers for each sample may be combined on one line)	DATE (mm/dd/yy)	TIME (hh:mm)	Matrix Code (see back of COC)	Grab (G) or Comp (C)	Unpreserved	Hydrochloric Acid (HCl)	Nitric Acid (HNO_3)	Sulfuric Acid (H_2SO_4)	Sodium Hydroxide ($NaOH$)	Methanol/Water (Soil VOC)	EnCores 3x5-g, 1x25-g	Other:	Total Containers/Sample	ANALYSIS REQUESTED (See Back of COC for Definitions): TOT Lead	MS/MSD Request	COMMENTS/ SPECIAL INSTRUCTIONS:
1	S-021313-SM-044	02/13/13	919	SO	G	1								1	X		Hold
2	-045		920			1								1	X		Hold
3	-046		921			1								1	X		Hold
4	-047		945			1								1	X		
5	-048		946			1								1	X		Hold
6	-049		947			1								1	X		Hold
7	-050		1004			1								1	X		
8	-051		1005			1								1	X		
9	-052		1006			1								1	X		Hold
10	-053		1025			1								1	X		MS/MSD
11	-054		1026			1								1	X		Hold
12	-055		1027			1								1	X		Hold
13	-056		1110			1								1	X		Hold
14	-057		1114			1								1	X		Hold
15	S-021313-SM-058	02/13/13	1112	SO	G	1								1	X		Hold

TAT Required in business days (use separate COCs for different TATs):
☐ 1 Day ☐ 2 Days ☐ 3 Days ☐ 1 Week ☐ 2 Week ☒ Other: 5 day

Total Number of Containers:

All Samples in Cooler must be on COC

Notes/ Special Requirements:

RELINQUISHED BY	COMPANY	DATE	TIME	RECEIVED BY	COMPANY	DATE	TIME
1. Sam My	CRA	2/14/13	1700	1. Derek D. Heem	TA	2-15-13	750
2.				2.			
3.				3.			

THE CHAIN OF CUSTODY IS A LEGAL DOCUMENT — ALL FIELDS MUST BE COMPLETED ACCURATELY

Distribution: WHITE — Fully Executed Copy (CRA) YELLOW — Receiving Laboratory Copy PINK — Shipper GOLDENROD — Sampling Crew

CRA Form: COC-10A (20110804)

Page 23 of 28

3/11/2013

CHAIN OF CUSTODY RECORD

COC NO.: IN-03022
PAGE 2 OF 2

CONESTOGA-ROVERS & ASSOCIATES
6520 Corporate Drive, Indianapolis, Indiana 46278
Phone: (317) 291-7007 Fax: (317) 328-2666

(See Reverse Side for Instructions)

Project No/ Phase/Task Code: 017324-T07 CEA 13.	Laboratory Name: Test America	Lab Location: North Canton	SSOW ID:
Project Name: MTM	Lab Contact: Denise Heckler	Lab Quote No:	Cooler No:
Project Location: Muncie In			Carrier: FedEx
Chemistry Contact: Michael Michaelson			Airbill No: 8704 27154727
Sampler(s): Sam Meleczky			Date Shipped: 2/14/13

Item	Sample Identification (Containers for each sample may be combined on one line)	Date (mm/dd/yy)	Time (hh:mm)	Matrix Code (see back of COC)	Grab (G) or Comp (C)	Unpreserved	Hydrochloric Acid (HCl)	Nitric Acid (HNO_3)	Sulfuric Acid (H_2SO_4)	Sodium Hydroxide (NaOH)	Methanol/Water (Soil VOC)	EnCores 3x5-g, 1x25-g	Other:	Total Containers/Sample	TOT LEAD	SVOC	Inorganics	PCB	VOC						MS/MSD Request	Comments/ Special Instructions:
1	S-021313-SM-059	02/13/13	1252	SO	G	1								1	X											
2	-060		1254			1								1	X											
3	-061		1255			1								1	X											Hold
4	-062		1312			1								1	X											Hold
5	-063		1345			1								1	X											Hold
6	-064		1347			1								1	X											Hold
7	-065		1349			1								1	X											Hold
8	-066		1430			1								1	X											
9	-067		1431			1								1	X											Hold
10	-068		1432			1								1	X											Hold
11	-069		1500			1								1	X											
12	-070		1501			1								1	X											Hold
13	S-021313-SM-071	02/13/13	1502			1								1	X											Hold
14	S-021413-SM-072	02/14/13	830			6						9		15		X	X	X	X							MS/MSD
15	S-021413-SM-073	02/14/13	835	SO	G	3						3		6		X	X	X	X							

TAT Required in business days (use separate COCs for different TATs):
☐ 1 Day ☐ 2 Days ☐ 3 Days ☐ 1 Week ☐ 2 Week ☒ Other: 5 day

Total Number of Containers:

All Samples in Cooler must be on COC

Notes/ Special Requirements:

Relinquished By	Company	Date	Time	Received By	Company	Date	Time
1.	CRA	2/14/13	1700	1. Denise D. Heckler	TA	2-15-13	750
2.				2.			
3.				3.			

THE CHAIN OF CUSTODY IS A LEGAL DOCUMENT — ALL FIELDS MUST BE COMPLETED ACCURATELY

Distribution: WHITE — Fully Executed Copy (CRA) YELLOW — Receiving Laboratory Copy PINK — Shipper GOLDENROD — Sampling Crew

CRA Form: COC-10A (20110804)

Page 24 of 28

3/11/2013

CHAIN OF CUSTODY RECORD

COC NO.: IN-03184
PAGE 3 OF 5

CONESTOGA-ROVERS & ASSOCIATES
6520 Corporate Drive, Indianapolis, Indiana 46278
Phone: (317) 291-7007 Fax: (317) 328-2666

(See Reverse Side for Instructions)

Project No/ Phase/Task Code: 87324-T07-CR&D	Laboratory Name: Test America	Lab Location: North Canton	SSOW ID:
Project Name: MTM	Lab Contact: Denise Heckler	Lab Quote No:	Cooler No:
Project Location: Muncie In			Carrier: Fedex
Chemistry Contact: Michael Richardson			Airbill No: 8724 2711 5407
Sampler(s): Sam Meleco/KY			Date Shipped: 2/14/13

Item	Sample Identification (Containers for each sample may be combined on one line)	Date (mm/dd/yy)	Time (hh:mm)	Matrix Code (see back of COC)	Grab (G) or Comp (C)	Unpreserved	Hydrochloric Acid (HCl)	Nitric Acid (HNO_3)	Sulfuric Acid (H_2SO_4)	Sodium Hydroxide (NaOH)	Methanol/Water (Soil VOC)	EnCores 3x5-g, 1x25-g	Other:	Total Containers/Sample	VOC	Svoc	PCB	Inorganics	Percent moisture						MS/MSD Request	Comments/ Special Instructions:
1	~~SM~~ S-021413-SM-074	02/14/13	840	SO	G	3						3		6	X	X	X	X								
2	S-021413-SM-075	02/14/13	845	SO	G	3						3		6	X	X	X	X								Hold
3	-076		1310			1						3		4	X				X							
4	-077		1311			1						3		4	X				X							
5	-078		1312			1						3		4	X				X							
6	-079		1335			1						3		4	X				X							
7	-080		1334			1						3		4	X				X							
8	-081		1337			1						3		4	X				X							
9	-082		1405			1						3		4	X				X							Hold
10	-083		1406			1						3		4	X				X							Hold
11	-084		1407			1						3		4	X				X							Hold
12	-091		1550			1						3		4	X				X							
13	-092		1551			1						3		4	X				X							
14	-093		1552			1						3		4	X		-		X							
15	S-021413-SM-094	02/14/13	1610			1						3		4	X				X							

TAT Required in business days (use separate COCs for different TATs):
☐ 1 Day ☐ 2 Days ☐ 3 Days ☐ 1 Week ☐ 2 Week ☒ Other: 5 day

Total Number of Containers: 121

All Samples in Cooler must be on COC

Notes/ Special Requirements:

Relinquished By:	Company	Date	Time	Received By:	Company	Date	Time
1.	CRA	2/14/13	1700	1.	TA	2/15/13	750
2.				2.			
3.				3.			

THE CHAIN OF CUSTODY IS A LEGAL DOCUMENT — ALL FIELDS MUST BE COMPLETED ACCURATELY

Distribution: WHITE — Fully Executed Copy (CRA) YELLOW — Receiving Laboratory Copy PINK — Shipper GOLDENROD — Sampling Crew

CRA Form: COC-10A (20110804)

Page 25 of 28

3/11/2013

CHAIN OF CUSTODY RECORD

CONESTOGA-ROVERS & ASSOCIATES
6520 Corporate Drive, Indianapolis, Indiana 46278
Phone: (317) 291-7007 Fax: (317) 328-2666

COC NO.: IN- 03179
PAGE 1 OF 1
(See Reverse Side for Instructions)

Project No/ Phase/Task Code: 017324-T07-C2417.	Laboratory Name:	Lab Location:	SSOW ID:
Project Name: MTM	Lab Contact:	Lab Quote No:	Cooler No:
Project Location: Muncie In			Carrier: Fedex
Chemistry Contact: Michael Richardson			Airbill No: Fx
Sampler(s): Sam McGrady			Date Shipped: 2/14/13

Item	Sample Identification (Containers for each sample may be combined on one line)	Date (mm/dd/yy)	Time (hh:mm)	Matrix Code (see back of COC)	Grab (G) or Comp (C)	Container Quantity & Preservation: Unpreserved	HCl	HNO_3	H_2SO_4	NaOH	Methanol/Water (Soil VOC)	EnCores 3x5-g, 1x25-g	Other:	Total Containers/Sample	Analysis Requested: VOC	Percent Moisture	MS/MSD Request	Comments/ Special Instructions:
1	S-021413-SM-095	02/14/13	1611	SO	G	1						3		4	X	X		
2	S-021413-SM-096	02/14/13	1612	SO	G	1						3		4	X	X		
3																		
4																		
5																		
6																		
7																		
8																		
9																		
10																		
11																		
12																		
13																		
14																		
15																		

TAT Required in business days (use separate COCs for different TATs):
☐ 1 Day ☐ 2 Days ☐ 3 Days ☐ 1 Week ☐ 2 Week ☒ Other: 5 days

Total Number of Containers:

All Samples in Cooler must be on COC

Notes/ Special Requirements:

Relinquished By	Company	Date	Time	Received By	Company	Date	Time
1. Sam McGrady	CRA	02/14/13		1. David W. Dean	TA	2-15-13	7:50
2.				2.			
3.				3.			

THE CHAIN OF CUSTODY IS A LEGAL DOCUMENT – ALL FIELDS MUST BE COMPLETED ACCURATELY

Distribution: WHITE – Fully Executed Copy (CRA) YELLOW – Receiving Laboratory Copy PINK – Shipper GOLDENROD – Sampling Crew

CRA Form: COC-10A (20110804)

TestAmerica Canton Sample Receipt Form/Narrative Login # : 21082

Client CRA Site Name _____ By: Derek D. Haas (Signature)

Cooler Received on 2-15-13 Opened on 2-15-13

FedEx: 1st Grd Exp UPS FAS Stetson Client Drop Off TestAmerica Courier Other _____

TestAmerica Cooler # No # Foam Box Client Cooler Box Other _____

Packing material used: Bubble Wrap Foam Plastic Bag None Other _____

COOLANT: Wet Ice Blue Ice Dry Ice Water None

1. Cooler temperature upon receipt

IR GUN# 1	(CF –2 °C) Observed Sample Temp. _____ °C	Corrected Sample Temp. _____ °C	☐ Multiple on Back
IR GUN# 4G	(CF 0 °C) Observed Sample Temp. 3.4 °C	Corrected Sample Temp. 3.4 °C	
IR GUN# 5G	(CF 0 °C) Observed Sample Temp. _____ °C	Corrected Sample Temp. _____ °C	
IR GUN# 8	(CF 0 °C) Observed Sample Temp. _____ °C	Corrected Sample Temp. _____ °C	

2. Were custody seals on the outside of the cooler(s)? If Yes Quantity 0	Yes	No
-Were custody seals on the outside of the cooler(s) signed & dated?	Yes	No NA
-Were custody seals on the bottle(s)?	Yes	No
3. Shippers' packing slip attached to the cooler(s)?	Yes	No
4. Did custody papers accompany the sample(s)?	Yes	No
5. Were the custody papers relinquished & signed in the appropriate place?	Yes	No
6. Did all bottles arrive in good condition (Unbroken)?	Yes	No
7. Could all bottle labels be reconciled with the COC?	Yes	No
8. Were correct bottle(s) used for the test(s) indicated?	Yes	No
9. Sufficient quantity received to perform indicated analyses?	Yes	No
10. Were sample(s) at the correct pH upon receipt?	Yes	No NA
11. Were VOAs on the COC?	Yes	No
12. Were air bubbles >6 mm in any VOA vials?	Yes	No NA
13. Was a trip blank present in the cooler(s)?	Yes	No

Contacted PM _____ Date _____ by _____ via Verbal Voice Mail Other

Concerning _____

14. CHAIN OF CUSTODY & SAMPLE DISCREPANCIES

15. SAMPLE CONDITION

Sample(s) _____ were received after the recommended holding time had expired.

Sample(s) _____ were received in a broken container.

Sample(s) _____ were received with bubble >6 mm in diameter. (Notify PM)

16. SAMPLE PRESERVATION

Sample(s) _____ were further preserved in Sample Receiving to meet recommended pH level(s). Nitric Acid Lot# 031512-HNO3; Sulfuric Acid Lot# 051012-H2SO4; Sodium Hydroxide Lot# 121809 -NaOH; Hydrochloric Acid Lot# 041911-HCl; Sodium Hydroxide and Zinc Acetate Lot# 100108-(CH3COO)2ZN/NaOH. What time was preservative added to sample(s)? _____

Client ID	pH	Date	Initials

TestAmerica

THE LEADER IN ENVIRONMENTAL TESTING



ANALYTICAL REPORT

TestAmerica Laboratories, Inc.
TestAmerica Canton
4101 Shuffel Street NW
North Canton, OH 44720
Tel: (330)497-9396

TestAmerica Job ID: 240-21158-1
Client Project/Site: 017324-T07-017, RACER Former MTM

For:
Conestoga-Rovers & Associates, Inc.
6520 Corporate Drive
Indianapolis, Indiana 46278

Attn: Mr. Michael Richardson

Denise D Heckler

Authorized for release by:
2/21/2013 1:28:53 PM

Denise Heckler
Project Manager II
denise.heckler@testamericainc.com

LINKS

Review your project results through TotalAccess

Have a Question? Ask The Expert

Visit us at: www.testamericainc.com

This report has been electronically signed and authorized by the signatory. Electronic signature is intended to be the legally binding equivalent of a traditionally handwritten signature.

Results relate only to the items tested and the sample(s) as received by the laboratory.

Table of Contents

Cover Page 1
Table of Contents 2
Definitions/Glossary 3
Case Narrative 4
Method Summary 5
Sample Summary 6
Detection Summary 7
Client Sample Results 8
QC Sample Results 17
QC Association Summary 18
Lab Chronicle 19
Certification Summary 21
Chain of Custody 22

Client: Conestoga-Rovers & Associates, Inc.
Project/Site: 017324-T07-017, RACER Former MTM

TestAmerica Job ID: 240-21158-1

Qualifiers

Metals

Qualifier	Qualifier Description
U	Indicates the analyte was analyzed for but not detected.

Glossary

Abbreviation	These commonly used abbreviations may or may not be present in this report.
☼	Listed under the "D" column to designate that the result is reported on a dry weight basis
%R	Percent Recovery
CNF	Contains no Free Liquid
DER	Duplicate error ratio (normalized absolute difference)
DL, RA, RE, IN	Indicates a Dilution, Reanalysis, Re-extraction, or additional Initial metals/anion analysis of the sample
DLC	Decision level concentration
EDL	Estimated Detection Limit
EPA	United States Environmental Protection Agency
MDA	Minimum detectable activity
MDC	Minimum detectable concentration
MDL	Method Detection Limit
ML	Minimum Level (Dioxin)
ND	Not detected at the reporting limit (or MDL or EDL if shown)
PQL	Practical Quantitation Limit
QC	Quality Control
RER	Relative error ratio
RL	Reporting Limit or Requested Limit (Radiochemistry)
RPD	Relative Percent Difference, a measure of the relative difference between two points
TEF	Toxicity Equivalent Factor (Dioxin)
TEQ	Toxicity Equivalent Quotient (Dioxin)

Job ID: 240-21158-1

Laboratory: TestAmerica Canton

Narrative

CASE NARRATIVE

Client: Conestoga-Rovers & Associates, Inc.

Project: 017324-T07-017, RACER Former MTM

Report Number: 240-21158-1

With the exceptions noted as flags or footnotes, standard analytical protocols were followed in the analysis of the samples and no problems were encountered or anomalies observed. In addition all laboratory quality control samples were within established control limits, with any exceptions noted below. Each sample was analyzed to achieve the lowest possible reporting limit within the constraints of the method. In some cases, due to interference or analytes present at high concentrations, samples were diluted. For diluted samples, the reporting limits are adjusted relative to the dilution required.

TestAmerica Canton attests to the validity of the laboratory data generated by TestAmerica facilities reported herein. All analyses performed by TestAmerica facilities were done using established laboratory SOPs that incorporate QA/QC procedures described in the application methods. TestAmerica's operations groups have reviewed the data for compliance with the laboratory QA/QC plan, and data have been found to be compliant with laboratory protocols unless otherwise noted below.

The test results in this report meet all NELAP requirements for parameters for which accreditation is required or available. Any exceptions to NELAP requirements are noted in this report. Pursuant to NELAP, this report may not be reproduced, except in full, without the written approval of the laboratory.

Calculations are performed before rounding to avoid round-off errors in calculated results.

All holding times were met and proper preservation noted for the methods performed on these samples, unless otherwise detailed in the individual sections below.

All solid sample results are reported on an "as received" basis unless otherwise indicated by the presence of a % solids value in the method header.

This laboratory report is confidential and is intended for the sole use of TestAmerica and its client.

RECEIPT

The samples were received on 02/16/2013; the samples arrived in good condition, properly preserved and on ice. The temperature of the coolers at receipt was 2.0 C.

Samples listed on page 2 of the COC: S-021513-SM-013, S-021513-SM-014, and S-021513-SM-015, should be S-021513-SM-113, S-021513-SM-114, and S-021513-SM-115. A revised chain of custody was not provided.

TOTAL METALS (ICP)

Samples S-021513-SM-100 (240-21158-10), S-021513-SM-103 (240-21158-13), S-021513-SM-106 (240-21158-16), S-021513-SM-107 (240-21158-17), S-021513-SM-108 (240-21158-18), S-021513-SM-110 (240-21158-20), S-021513-SM-111 (240-21158-21), S-021513-SM-113 (240-21158-23) and S-021513-SM-114 (240-21158-24) were analyzed for total metals (ICP) in accordance with EPA SW-846 Method 6010B. The samples were prepared on 02/19/2013 and analyzed on 02/20/2013.

No difficulties were encountered during the metals analyses.

All quality control parameters were within the acceptance limits.

Method Summary

Client: Conestoga-Rovers & Associates, Inc.
Project/Site: 017324-T07-017, RACER Former MTM

TestAmerica Job ID: 240-21158-1

Method	Method Description	Protocol	Laboratory
6010B	Metals (ICP)	SW846	TAL NC
Moisture	Percent Moisture	EPA	TAL NC

Protocol References:

EPA = US Environmental Protection Agency

SW846 = "Test Methods For Evaluating Solid Waste, Physical/Chemical Methods", Third Edition, November 1986 And Its Updates.

Laboratory References:

TAL NC = TestAmerica Canton, 4101 Shuffel Street NW, North Canton, OH 44720, TEL (330)497-9396

Sample Summary

Client: Conestoga-Rovers & Associates, Inc.
Project/Site: 017324-T07-017, RACER Former MTM

TestAmerica Job ID: 240-21158-1

Lab Sample ID	Client Sample ID	Matrix	Collected	Received
240-21158-10	S-021513-SM-100	Solid	02/15/13 09:05	02/16/13 09:30
240-21158-13	S-021513-SM-103	Solid	02/15/13 10:00	02/16/13 09:30
240-21158-16	S-021513-SM-106	Solid	02/15/13 10:30	02/16/13 09:30
240-21158-17	S-021513-SM-107	Solid	02/15/13 10:31	02/16/13 09:30
240-21158-18	S-021513-SM-108	Solid	02/15/13 10:32	02/16/13 09:30
240-21158-20	S-021513-SM-110	Solid	02/15/13 11:15	02/16/13 09:30
240-21158-21	S-021513-SM-111	Solid	02/15/13 11:17	02/16/13 09:30
240-21158-23	S-021513-SM-113	Solid	02/15/13 11:30	02/16/13 09:30
240-21158-24	S-021513-SM-114	Solid	02/15/13 11:31	02/16/13 09:30

Detection Summary

Client: Conestoga-Rovers & Associates, Inc.
Project/Site: 017324-T07-017, RACER Former MTM

TestAmerica Job ID: 240-21158-1

Client Sample ID: S-021513-SM-100 — Lab Sample ID: 240-21158-10

Analyte	Result	Qualifier	RL	MDL	Unit	Dil Fac	D	Method	Prep Type
Lead	45		0.32	0.20	mg/Kg	1	☼	6010B	Total/NA

Client Sample ID: S-021513-SM-103 — Lab Sample ID: 240-21158-13

Analyte	Result	Qualifier	RL	MDL	Unit	Dil Fac	D	Method	Prep Type
Lead	12		0.28	0.18	mg/Kg	1	☼	6010B	Total/NA

Client Sample ID: S-021513-SM-106 — Lab Sample ID: 240-21158-16

Analyte	Result	Qualifier	RL	MDL	Unit	Dil Fac	D	Method	Prep Type
Lead	230		0.34	0.22	mg/Kg	1	☼	6010B	Total/NA

Client Sample ID: S-021513-SM-107 — Lab Sample ID: 240-21158-17

Analyte	Result	Qualifier	RL	MDL	Unit	Dil Fac	D	Method	Prep Type
Lead	14		0.34	0.21	mg/Kg	1	☼	6010B	Total/NA

Client Sample ID: S-021513-SM-108 — Lab Sample ID: 240-21158-18

Analyte	Result	Qualifier	RL	MDL	Unit	Dil Fac	D	Method	Prep Type
Lead	17		0.33	0.21	mg/Kg	1	☼	6010B	Total/NA

Client Sample ID: S-021513-SM-110 — Lab Sample ID: 240-21158-20

Analyte	Result	Qualifier	RL	MDL	Unit	Dil Fac	D	Method	Prep Type
Lead	5.9		0.31	0.20	mg/Kg	1	☼	6010B	Total/NA

Client Sample ID: S-021513-SM-111 — Lab Sample ID: 240-21158-21

Analyte	Result	Qualifier	RL	MDL	Unit	Dil Fac	D	Method	Prep Type
Lead	140		0.33	0.21	mg/Kg	1	☼	6010B	Total/NA

Client Sample ID: S-021513-SM-113 — Lab Sample ID: 240-21158-23

Analyte	Result	Qualifier	RL	MDL	Unit	Dil Fac	D	Method	Prep Type
Lead	19		0.34	0.22	mg/Kg	1	☼	6010B	Total/NA

Client Sample ID: S-021513-SM-114 — Lab Sample ID: 240-21158-24

Analyte	Result	Qualifier	RL	MDL	Unit	Dil Fac	D	Method	Prep Type
Lead	330		0.26	0.17	mg/Kg	1	☼	6010B	Total/NA

This Detection Summary does not include radiochemical test results.

Client Sample Results

Client: Conestoga-Rovers & Associates, Inc.
Project/Site: 017324-T07-017, RACER Former MTM

TestAmerica Job ID: 240-21158-1

Client Sample ID: S-021513-SM-100
Date Collected: 02/15/13 09:05
Date Received: 02/16/13 09:30

Lab Sample ID: 240-21158-10
Matrix: Solid
Percent Solids: 83.5

Method: 6010B - Metals (ICP)

Analyte	Result	Qualifier	RL	MDL	Unit	D	Prepared	Analyzed	Dil Fac
Lead	45		0.32	0.20	mg/Kg	☼	02/19/13 10:11	02/20/13 11:36	1

Client: Conestoga-Rovers & Associates, Inc.
Project/Site: 017324-T07-017, RACER Former MTM

TestAmerica Job ID: 240-21158-1

Client Sample ID: S-021513-SM-103
Date Collected: 02/15/13 10:00
Date Received: 02/16/13 09:30

Lab Sample ID: 240-21158-13
Matrix: Solid
Percent Solids: 91.7

Method: 6010B - Metals (ICP)

Analyte	Result	Qualifier	RL	MDL	Unit	D	Prepared	Analyzed	Dil Fac
Lead	12		0.28	0.18	mg/Kg	☼	02/19/13 10:11	02/20/13 11:42	1

Client: Conestoga-Rovers & Associates, Inc.
Project/Site: 017324-T07-017, RACER Former MTM

TestAmerica Job ID: 240-21158-1

Client Sample ID: S-021513-SM-106
Date Collected: 02/15/13 10:30
Date Received: 02/16/13 09:30

Lab Sample ID: 240-21158-16
Matrix: Solid
Percent Solids: 83.5

Method: 6010B - Metals (ICP)

Analyte	Result	Qualifier	RL	MDL	Unit	D	Prepared	Analyzed	Dil Fac
Lead	230		0.34	0.22	mg/Kg	☼	02/19/13 10:11	02/20/13 11:48	1

Client: Conestoga-Rovers & Associates, Inc.
Project/Site: 017324-T07-017, RACER Former MTM

TestAmerica Job ID: 240-21158-1

Client Sample ID: S-021513-SM-107
Date Collected: 02/15/13 10:31
Date Received: 02/16/13 09:30

Lab Sample ID: 240-21158-17
Matrix: Solid
Percent Solids: 88.7

Method: 6010B - Metals (ICP)

Analyte	Result	Qualifier	RL	MDL	Unit	D	Prepared	Analyzed	Dil Fac
Lead	14		0.34	0.21	mg/Kg	☼	02/19/13 10:11	02/20/13 11:54	1

Client: Conestoga-Rovers & Associates, Inc.
Project/Site: 017324-T07-017, RACER Former MTM

TestAmerica Job ID: 240-21158-1

Client Sample ID: S-021513-SM-108
Date Collected: 02/15/13 10:32
Date Received: 02/16/13 09:30

Lab Sample ID: 240-21158-18
Matrix: Solid
Percent Solids: 88.5

Method: 6010B - Metals (ICP)

Analyte	Result	Qualifier	RL	MDL	Unit	D	Prepared	Analyzed	Dil Fac
Lead	17		0.33	0.21	mg/Kg	☼	02/19/13 10:11	02/20/13 12:12	1

Client: Conestoga-Rovers & Associates, Inc.
Project/Site: 017324-T07-017, RACER Former MTM

TestAmerica Job ID: 240-21158-1

Client Sample ID: S-021513-SM-110
Date Collected: 02/15/13 11:15
Date Received: 02/16/13 09:30

Lab Sample ID: 240-21158-20
Matrix: Solid
Percent Solids: 93.2

Method: 6010B - Metals (ICP)

Analyte	Result	Qualifier	RL	MDL	Unit	D	Prepared	Analyzed	Dil Fac
Lead	5.9		0.31	0.20	mg/Kg	☼	02/19/13 10:11	02/20/13 11:12	1

Client: Conestoga-Rovers & Associates, Inc.
Project/Site: 017324-T07-017, RACER Former MTM

TestAmerica Job ID: 240-21158-1

Client Sample ID: S-021513-SM-111
Date Collected: 02/15/13 11:17
Date Received: 02/16/13 09:30

Lab Sample ID: 240-21158-21
Matrix: Solid
Percent Solids: 85.5

Method: 6010B - Metals (ICP)

Analyte	Result	Qualifier	RL	MDL	Unit	D	Prepared	Analyzed	Dil Fac
Lead	140		0.33	0.21	mg/Kg	☼	02/19/13 10:11	02/20/13 12:18	1

Client: Conestoga-Rovers & Associates, Inc.
Project/Site: 017324-T07-017, RACER Former MTM

TestAmerica Job ID: 240-21158-1

Client Sample ID: S-021513-SM-113
Lab Sample ID: 240-21158-23
Date Collected: 02/15/13 11:30
Matrix: Solid
Date Received: 02/16/13 09:30
Percent Solids: 84.6

Method: 6010B - Metals (ICP)

Analyte	Result	Qualifier	RL	MDL	Unit	D	Prepared	Analyzed	Dil Fac
Lead	19		0.34	0.22	mg/Kg	☼	02/19/13 10:11	02/20/13 12:23	1

Client: Conestoga-Rovers & Associates, Inc.
Project/Site: 017324-T07-017, RACER Former MTM

TestAmerica Job ID: 240-21158-1

Client Sample ID: S-021513-SM-114
Date Collected: 02/15/13 11:31
Date Received: 02/16/13 09:30

Lab Sample ID: 240-21158-24
Matrix: Solid
Percent Solids: 92.2

Method: 6010B - Metals (ICP)

Analyte	Result	Qualifier	RL	MDL	Unit	D	Prepared	Analyzed	Dil Fac
Lead	330		0.26	0.17	mg/Kg	☼	02/19/13 10:11	02/20/13 12:29	1

Method: 6010B - Metals (ICP)

Lab Sample ID: MB 240-75758/1-A
Matrix: Solid
Analysis Batch: 76030

Client Sample ID: Method Blank
Prep Type: Total/NA
Prep Batch: 75758

Analyte	MB Result	MB Qualifier	RL	MDL	Unit	D	Prepared	Analyzed	Dil Fac
Lead	0.30	U	0.30	0.19	mg/Kg		02/19/13 10:11	02/20/13 11:00	1

Lab Sample ID: LCS 240-75758/2-A
Matrix: Solid
Analysis Batch: 76030

Client Sample ID: Lab Control Sample
Prep Type: Total/NA
Prep Batch: 75758

Analyte			Spike Added	LCS Result	LCS Qualifier	Unit	D	%Rec	%Rec. Limits		
Lead			50.0	50.3		mg/Kg		101	80 - 120		

Lab Sample ID: 240-21158-20 MS
Matrix: Solid
Analysis Batch: 76030

Client Sample ID: S-021513-SM-110
Prep Type: Total/NA
Prep Batch: 75758

Analyte	Sample Result	Sample Qualifier	Spike Added	MS Result	MS Qualifier	Unit	D	%Rec	%Rec. Limits		
Lead	5.9		50.1	50.6		mg/Kg	☼	89	75 - 125		

Lab Sample ID: 240-21158-20 MSD
Matrix: Solid
Analysis Batch: 76030

Client Sample ID: S-021513-SM-110
Prep Type: Total/NA
Prep Batch: 75758

Analyte	Sample Result	Sample Qualifier	Spike Added	MSD Result	MSD Qualifier	Unit	D	%Rec	%Rec. Limits	RPD	RPD Limit
Lead	5.9		50.1	49.6		mg/Kg	☼	87	75 - 125	2	20

Metals

Prep Batch: 75758

Lab Sample ID	Client Sample ID	Prep Type	Matrix	Method	Prep Batch
240-21158-10	S-021513-SM-100	Total/NA	Solid	3050B	
240-21158-13	S-021513-SM-103	Total/NA	Solid	3050B	
240-21158-16	S-021513-SM-106	Total/NA	Solid	3050B	
240-21158-17	S-021513-SM-107	Total/NA	Solid	3050B	
240-21158-18	S-021513-SM-108	Total/NA	Solid	3050B	
240-21158-20	S-021513-SM-110	Total/NA	Solid	3050B	
240-21158-20 MS	S-021513-SM-110	Total/NA	Solid	3050B	
240-21158-20 MSD	S-021513-SM-110	Total/NA	Solid	3050B	
240-21158-21	S-021513-SM-111	Total/NA	Solid	3050B	
240-21158-23	S-021513-SM-113	Total/NA	Solid	3050B	
240-21158-24	S-021513-SM-114	Total/NA	Solid	3050B	
LCS 240-75758/2-A	Lab Control Sample	Total/NA	Solid	3050B	
MB 240-75758/1-A	Method Blank	Total/NA	Solid	3050B	

Analysis Batch: 76030

Lab Sample ID	Client Sample ID	Prep Type	Matrix	Method	Prep Batch
240-21158-10	S-021513-SM-100	Total/NA	Solid	6010B	75758
240-21158-13	S-021513-SM-103	Total/NA	Solid	6010B	75758
240-21158-16	S-021513-SM-106	Total/NA	Solid	6010B	75758
240-21158-17	S-021513-SM-107	Total/NA	Solid	6010B	75758
240-21158-18	S-021513-SM-108	Total/NA	Solid	6010B	75758
240-21158-20	S-021513-SM-110	Total/NA	Solid	6010B	75758
240-21158-20 MS	S-021513-SM-110	Total/NA	Solid	6010B	75758
240-21158-20 MSD	S-021513-SM-110	Total/NA	Solid	6010B	75758
240-21158-21	S-021513-SM-111	Total/NA	Solid	6010B	75758
240-21158-23	S-021513-SM-113	Total/NA	Solid	6010B	75758
240-21158-24	S-021513-SM-114	Total/NA	Solid	6010B	75758
LCS 240-75758/2-A	Lab Control Sample	Total/NA	Solid	6010B	75758
MB 240-75758/1-A	Method Blank	Total/NA	Solid	6010B	75758

General Chemistry

Analysis Batch: 75825

Lab Sample ID	Client Sample ID	Prep Type	Matrix	Method	Prep Batch
240-21158-10	S-021513-SM-100	Total/NA	Solid	Moisture	
240-21158-13	S-021513-SM-103	Total/NA	Solid	Moisture	
240-21158-16	S-021513-SM-106	Total/NA	Solid	Moisture	
240-21158-17	S-021513-SM-107	Total/NA	Solid	Moisture	
240-21158-18	S-021513-SM-108	Total/NA	Solid	Moisture	
240-21158-20	S-021513-SM-110	Total/NA	Solid	Moisture	
240-21158-20 DU	S-021513-SM-110	Total/NA	Solid	Moisture	
240-21158-21	S-021513-SM-111	Total/NA	Solid	Moisture	
240-21158-23	S-021513-SM-113	Total/NA	Solid	Moisture	
240-21158-24	S-021513-SM-114	Total/NA	Solid	Moisture	

Lab Chronicle

Client: Conestoga-Rovers & Associates, Inc.
Project/Site: 017324-T07-017, RACER Former MTM

TestAmerica Job ID: 240-21158-1

Client Sample ID: S-021513-SM-100

Lab Sample ID: 240-21158-10
Date Collected: 02/15/13 09:05
Matrix: Solid
Date Received: 02/16/13 09:30
Percent Solids: 83.5

Prep Type	Batch Type	Batch Method	Run	Dilution Factor	Batch Number	Prepared or Analyzed	Analyst	Lab
Total/NA	Prep	3050B			75758	02/19/13 10:11	DE	TAL NC
Total/NA	Analysis	6010B		1	76030	02/20/13 11:36	KC	TAL NC
Total/NA	Analysis	Moisture		1	75825	02/19/13 14:29	AM	TAL NC

Client Sample ID: S-021513-SM-103

Lab Sample ID: 240-21158-13
Date Collected: 02/15/13 10:00
Matrix: Solid
Date Received: 02/16/13 09:30
Percent Solids: 91.7

Prep Type	Batch Type	Batch Method	Run	Dilution Factor	Batch Number	Prepared or Analyzed	Analyst	Lab
Total/NA	Prep	3050B			75758	02/19/13 10:11	DE	TAL NC
Total/NA	Analysis	6010B		1	76030	02/20/13 11:42	KC	TAL NC
Total/NA	Analysis	Moisture		1	75825	02/19/13 14:29	AM	TAL NC

Client Sample ID: S-021513-SM-106

Lab Sample ID: 240-21158-16
Date Collected: 02/15/13 10:30
Matrix: Solid
Date Received: 02/16/13 09:30
Percent Solids: 83.5

Prep Type	Batch Type	Batch Method	Run	Dilution Factor	Batch Number	Prepared or Analyzed	Analyst	Lab
Total/NA	Prep	3050B			75758	02/19/13 10:11	DE	TAL NC
Total/NA	Analysis	6010B		1	76030	02/20/13 11:48	KC	TAL NC
Total/NA	Analysis	Moisture		1	75825	02/19/13 14:29	AM	TAL NC

Client Sample ID: S-021513-SM-107

Lab Sample ID: 240-21158-17
Date Collected: 02/15/13 10:31
Matrix: Solid
Date Received: 02/16/13 09:30
Percent Solids: 88.7

Prep Type	Batch Type	Batch Method	Run	Dilution Factor	Batch Number	Prepared or Analyzed	Analyst	Lab
Total/NA	Prep	3050B			75758	02/19/13 10:11	DE	TAL NC
Total/NA	Analysis	6010B		1	76030	02/20/13 11:54	KC	TAL NC
Total/NA	Analysis	Moisture		1	75825	02/19/13 14:29	AM	TAL NC

Client Sample ID: S-021513-SM-108

Lab Sample ID: 240-21158-18
Date Collected: 02/15/13 10:32
Matrix: Solid
Date Received: 02/16/13 09:30
Percent Solids: 88.5

Prep Type	Batch Type	Batch Method	Run	Dilution Factor	Batch Number	Prepared or Analyzed	Analyst	Lab
Total/NA	Prep	3050B			75758	02/19/13 10:11	DE	TAL NC
Total/NA	Analysis	6010B		1	76030	02/20/13 12:12	KC	TAL NC
Total/NA	Analysis	Moisture		1	75825	02/19/13 14:29	AM	TAL NC

Lab Chronicle

Client: Conestoga-Rovers & Associates, Inc.
Project/Site: 017324-T07-017, RACER Former MTM

TestAmerica Job ID: 240-21158-1

Client Sample ID: S-021513-SM-110

Lab Sample ID: 240-21158-20

Date Collected: 02/15/13 11:15
Matrix: Solid
Date Received: 02/16/13 09:30
Percent Solids: 93.2

Prep Type	Batch Type	Batch Method	Run	Dilution Factor	Batch Number	Prepared or Analyzed	Analyst	Lab
Total/NA	Prep	3050B			75758	02/19/13 10:11	DE	TAL NC
Total/NA	Analysis	6010B		1	76030	02/20/13 11:12	KC	TAL NC
Total/NA	Analysis	Moisture		1	75825	02/19/13 14:29	AM	TAL NC

Client Sample ID: S-021513-SM-111

Lab Sample ID: 240-21158-21

Date Collected: 02/15/13 11:17
Matrix: Solid
Date Received: 02/16/13 09:30
Percent Solids: 85.5

Prep Type	Batch Type	Batch Method	Run	Dilution Factor	Batch Number	Prepared or Analyzed	Analyst	Lab
Total/NA	Prep	3050B			75758	02/19/13 10:11	DE	TAL NC
Total/NA	Analysis	6010B		1	76030	02/20/13 12:18	KC	TAL NC
Total/NA	Analysis	Moisture		1	75825	02/19/13 14:29	AM	TAL NC

Client Sample ID: S-021513-SM-113

Lab Sample ID: 240-21158-23

Date Collected: 02/15/13 11:30
Matrix: Solid
Date Received: 02/16/13 09:30
Percent Solids: 84.6

Prep Type	Batch Type	Batch Method	Run	Dilution Factor	Batch Number	Prepared or Analyzed	Analyst	Lab
Total/NA	Prep	3050B			75758	02/19/13 10:11	DE	TAL NC
Total/NA	Analysis	6010B		1	76030	02/20/13 12:23	KC	TAL NC
Total/NA	Analysis	Moisture		1	75825	02/19/13 14:29	AM	TAL NC

Client Sample ID: S-021513-SM-114

Lab Sample ID: 240-21158-24

Date Collected: 02/15/13 11:31
Matrix: Solid
Date Received: 02/16/13 09:30
Percent Solids: 92.2

Prep Type	Batch Type	Batch Method	Run	Dilution Factor	Batch Number	Prepared or Analyzed	Analyst	Lab
Total/NA	Prep	3050B			75758	02/19/13 10:11	DE	TAL NC
Total/NA	Analysis	6010B		1	76030	02/20/13 12:29	KC	TAL NC
Total/NA	Analysis	Moisture		1	75825	02/19/13 14:29	AM	TAL NC

Laboratory References:

TAL NC = TestAmerica Canton, 4101 Shuffel Street NW, North Canton, OH 44720, TEL (330)497-9396

Certification Summary

Client: Conestoga-Rovers & Associates, Inc.
Project/Site: 017324-T07-017, RACER Former MTM

TestAmerica Job ID: 240-21158-1

Laboratory: TestAmerica Canton

All certifications held by this laboratory are listed. Not all certifications are applicable to this report.

Authority	Program	EPA Region	Certification ID	Expiration Date
California	NELAP	9	01144CA	06-30-13
Connecticut	State Program	1	PH-0590	12-31-13
Florida	NELAP	4	E87225	06-30-13
Georgia	State Program	4	N/A	06-30-13
Illinois	NELAP	5	200004	07-31-13
Kansas	NELAP	7	E-10336	01-31-14
Kentucky	State Program	4	58	06-30-13
L-A-B	DoD ELAP		L2315	07-28-13
Nevada	State Program	9	OH-000482008A	07-31-13
New Jersey	NELAP	2	OH001	06-30-13
New York	NELAP	2	10975	04-01-13
Ohio VAP	State Program	5	CL0024	01-19-14
Pennsylvania	NELAP	3	68-00340	08-31-13
Texas	NELAP	6		08-03-13
USDA	Federal		P330-11-00328	08-26-14
Virginia	NELAP	3	460175	09-14-13
Wisconsin	State Program	5	999518190	08-31-13

CONESTOGA-ROVERS & ASSOCIATES

CHAIN OF CUSTODY RECORD

6520 Corporate Drive, Indianapolis, Indiana 46278
Phone: (317) 291-7007 Fax: (317) 328-2666

COC NO.: IN- 03185
PAGE 1 OF 2
(See Reverse Side for Instructions)

Project No/ Phase/Task Code: 017324-T07-CRA13
Project Name: MTM
Project Location: Muncie In
Chemistry Contact: Michael Richardson
Sampler(s): Sam Melecosky

Laboratory Name: Test America
Lab Contact: Denise Hechler
Lab Location: North Canton
Lab Quote No:

SSOW ID: 017324-T07-017
Cooler No:
Carrier: Fedex
Airbill No: 801937993767
Date Shipped: 2/15/13

from	SAMPLE IDENTIFICATION (Containers for each sample may be combined on one line)	DATE (mm/dd/yy)	TIME (hh:mm)	Matrix Code (see back of COC)	Grab (G) or Comp (C)	Unpreserved	Hydrochloric Acid (HCl)	Nitric Acid (HNO_3)	Sulfuric Acid (H_2SO_4)	Sodium Hydroxide ($NaOH$)	Methanol/Water (Soil VOC)	EnCores 3x5-g, 1x25-g	Other:	Total Containers/Sample	VOC	Percent Moisture	Tot Lead	MS/MSD Request	COMMENTS/ SPECIAL INSTRUCTIONS:
1	S-021413-SM-085	02/14/13	1420	So	G	1								1			X		Hold
2	-086		1422			1								1			X		Hold
3	-087		1424			1								1			X		Hold
4	-088		1500			1								1			X		Hold
5	-089		1502			1								1			X		Hold
6	S-021413-SM-090	02/14/13	1509			1								1			X		Hold
7	S-021513-SM-097	02/15/13	825			1						3		4	X	X			Hold
8	098		826			1						3		4	X	X			Hold
9	099		827			1						3		4	X	X			Hold
10	100		905			1								1			X		Hold
11	101		906			1								1			X		Hold
12	102		907			1								1			X		Hold
13	103		1000			1								1			X		Hold
14	104		1001			1								1			X		Hold
15	S-021513-SM-105	02/15/13	1002	So	G	1								1			X		Hold

TAT Required in business days (use separate COCs for different TATs):
☐ 1 Day ☐ 2 Days ☐ 3 Days ☐ 1 Week ☐ 2 Week ☒ Other: 5 day

Total Number of Containers: 35
All Samples in Cooler must be on COC

Notes/ Special Requirements:

RELINQUISHED BY:	COMPANY	DATE	TIME	RECEIVED BY:	COMPANY	DATE	TIME
1.	CRA	2/15/13	1300	1.	TA	2/16/13	930
2.				2.			
3.				3.			

THE CHAIN OF CUSTODY IS A LEGAL DOCUMENT – ALL FIELDS MUST BE COMPLETED ACCURATELY

Distribution: WHITE – Fully Executed Copy (CRA) YELLOW – Receiving Laboratory Copy PINK – Shipper GOLDENROD – Sampling Crew

Page 22 of 25

2/21/2013

CONESTOGA-ROVERS & ASSOCIATES

CHAIN OF CUSTODY RECORD

6520 Corporate Drive, Indianapolis, Indiana 46278
Phone: (317) 291-7007 Fax: (317) 328-2666

COC NO.: IN-03186
PAGE 2 OF 2
(See Reverse Side for Instructions)

Project No/ Phase/Task Code: 017324-T07-ERA13	Laboratory Name: Test America
Project Name: MTM	Lab Contact: Denise Heckler
Project Location: Muncie IN	Lab Location: North Canton
Chemistry Contact: Michael Richardson	Lab Quote No:
Sampler(s): Sam Melecosky	SSOW ID: 017324-T07-017
	Cooler No:
	Carrier: Fedex
	Airbill No: 801937993767
	Date Shipped: 2/15/13

Item	Sample Identification (Containers for each sample may be combined on one line)	Date (mm/dd/yy)	Time (hh:mm)	Matrix Code (see back of COC)	Grab (G) or Comp (C)	Container Quantity & Preservation: Unpreserved	Hydrochloric Acid (HCl)	Nitric Acid (HNO_3)	Sulfuric Acid (H_2SO_4)	Sodium Hydroxide ($NaOH$)	Methanol/Water (Soil VOC)	EnCores 3x5-g, 1x25-g	Other:	Total Containers/Sample	Analysis Requested: Tot Lead	MS/MSD Request	Comments/ Special Instructions:
1	S-021513-SM-106	02/15/13	1030	SO	G	1								1	X		
2	-107		1031			1								1	X		
3	-108		1032			1								1	X		
4	-109		1033			1								1	X		
5	-110		1115			2								2	X		Hold
6	-111		1117			1								1	X	X	MS/MSD
7	-112		1119			1								1	X		
8	-013		1130			1								1	X		
9	-014		1131			1								1	X		Hold
10	S-021513-SM-015	02/15/13	1132	SO	G	1								1	X		
11																	Hold
12																	
13																	
14																	
15																	

TAT Required in business days (use separate COCs for different TATs):
☐ 1 Day ☐ 2 Days ☐ 3 Days ☐ 1 Week ☐ 2 Week ☐ Other:

Total Number of Containers: 35
All Samples in Cooler must be on COC

Notes/ Special Requirements:

Relinquished By	Company	Date	Time	Received By	Company	Date	Time
1. Sam Melecosky	CRA	2/15/13	1300	1. Wendell Eben	TA	2-16-13	930
2.				2.			
3.				3.			

THE CHAIN OF CUSTODY IS A LEGAL DOCUMENT – ALL FIELDS MUST BE COMPLETED ACCURATELY

Distribution: WHITE – Fully Executed Copy (CRA) YELLOW – Receiving Laboratory Copy PINK – Shipper GOLDENROD – Sampling Crew

TestAmerica Canton Sample Receipt Form/Narrative Login # : 21158

Client CRA Site Name _____ By: Derek O. Starr

Cooler Received on 2/16/13 Opened on 2/16/13 (Signature)

FedEx: 1st Grd (Exp) UPS FAS Stetson Client Drop Off TestAmerica Courier Other _____

TestAmerica Cooler # No # Foam Box Client Cooler Box Other _____

Packing material used: (Bubble Wrap) Foam (Plastic Bag) None Other _____

COOLANT: (Wet Ice) Blue Ice Dry Ice Water None

1. Cooler temperature upon receipt

IR GUN# 1	(CF –2 °C) Observed Sample Temp._____°C	Corrected Sample Temp._____°C	
IR GUN# 4G	(CF 0 °C) Observed Sample Temp. 2.0 °C	Corrected Sample Temp. 9.0 °C	☐ Multiple
IR GUN# 5G	(CF 0 °C) Observed Sample Temp._____°C	Corrected Sample Temp._____°C	on Back
IR GUN# 8	(CF 0 °C) Observed Sample Temp._____°C	Corrected Sample Temp._____°C	

2. Were custody seals on the outside of the cooler(s)? If Yes Quantity 0 Yes (No)
   - Were custody seals on the outside of the cooler(s) signed & dated? Yes (No) NA
   - Were custody seals on the bottle(s)? Yes (No)
3. Shippers' packing slip attached to the cooler(s)? (Yes) No
4. Did custody papers accompany the sample(s)? (Yes) No
5. Were the custody papers relinquished & signed in the appropriate place? (Yes) No
6. Did all bottles arrive in good condition (Unbroken)? (Yes) No
7. Could all bottle labels be reconciled with the COC? (Yes) No
8. Were correct bottle(s) used for the test(s) indicated? (Yes) No
9. Sufficient quantity received to perform indicated analyses? (Yes) No
10. Were sample(s) at the correct pH upon receipt? Yes No (NA)
11. Were VOAs on the COC? Yes (No)
12. Were air bubbles >6 mm in any VOA vials? Yes No (NA)
13. Was a trip blank present in the cooler(s)? Yes (No)

Contacted PM _____ Date _____ by _____ via Verbal Voice Mail Other

Concerning _____

14. CHAIN OF CUSTODY & SAMPLE DISCREPANCIES

15. SAMPLE CONDITION

Sample(s) _____ were received after the recommended holding time had expired.

Sample(s) _____ were received in a broken container.

Sample(s) _____ were received with bubble >6 mm in diameter. (Notify PM)

16. SAMPLE PRESERVATION

Sample(s) _____ were further preserved in Sample Receiving to meet recommended pH level(s). Nitric Acid Lot# 031512-HNO3; Sulfuric Acid Lot# 051012-H2SO4; Sodium Hydroxide Lot# 121809 -NaOH; Hydrochloric Acid Lot# 041911-HCl; Sodium Hydroxide and Zinc Acetate Lot# 100108-(CH3COO)2ZN/NaOH. What time was preservative added to sample(s)? _____

Client ID	pH	Date	Initials

TestAmerica

THE LEADER IN ENVIRONMENTAL TESTING



ANALYTICAL REPORT

TestAmerica Laboratories, Inc.
TestAmerica Canton
4101 Shuffel Street NW
North Canton, OH 44720
Tel: (330)497-9396

TestAmerica Job ID: 240-21158-3
Client Project/Site: 017324-T07-017, RACER Former MTM

For:
Conestoga-Rovers & Associates, Inc.
6520 Corporate Drive
Indianapolis, Indiana 46278

Attn: Mr. Michael Richardson

Denise D Heckler

Authorized for release by:
3/11/2013 2:05:46 PM

Denise Heckler
Project Manager II
denise.heckler@testamericainc.com

LINKS

Review your project results through TotalAccess

Have a Question? Ask The Expert

Visit us at: www.testamericainc.com

This report has been electronically signed and authorized by the signatory. Electronic signature is intended to be the legally binding equivalent of a traditionally handwritten signature.

Results relate only to the items tested and the sample(s) as received by the laboratory.

Table of Contents

Cover Page 1
Table of Contents 2
Definitions/Glossary 3
Case Narrative 4
Method Summary 6
Sample Summary 7
Detection Summary 8
Client Sample Results 9
Surrogate Summary 16
QC Sample Results 17
QC Association Summary 20
Lab Chronicle 21
Certification Summary 22
Chain of Custody 23

Definitions/Glossary

Client: Conestoga-Rovers & Associates, Inc.
Project/Site: 017324-T07-017, RACER Former MTM

TestAmerica Job ID: 240-21158-3

Qualifiers

GC/MS VOA

Qualifier	Qualifier Description
U	Indicates the analyte was analyzed for but not detected.
B	Compound was found in the blank and sample.
J	Result is less than the RL but greater than or equal to the MDL and the concentration is an approximate value.
*	LCS or LCSD exceeds the control limits

Metals

Qualifier	Qualifier Description
U	Indicates the analyte was analyzed for but not detected.

Glossary

Abbreviation	These commonly used abbreviations may or may not be present in this report.
¤	Listed under the "D" column to designate that the result is reported on a dry weight basis
%R	Percent Recovery
CNF	Contains no Free Liquid
DER	Duplicate error ratio (normalized absolute difference)
DL, RA, RE, IN	Indicates a Dilution, Re-analysis, Re-extraction, or additional Initial metals/anion analysis of the sample
DLC	Decision level concentration
MDA	Minimum detectable activity
EDL	Estimated Detection Limit
MDC	Minimum detectable concentration
MDL	Method Detection Limit
ML	Minimum Level (Dioxin)
ND	Not detected at the reporting limit (or MDL or EDL if shown)
PQL	Practical Quantitation Limit
QC	Quality Control
RER	Relative error ratio
RL	Reporting Limit or Requested Limit (Radiochemistry)
RPD	Relative Percent Difference, a measure of the relative difference between two points
TEF	Toxicity Equivalent Factor (Dioxin)
TEQ	Toxicity Equivalent Quotient (Dioxin)

Job ID: 240-21158-3

Laboratory: TestAmerica Canton

Narrative

CASE NARRATIVE

Client: Conestoga-Rovers & Associates, Inc.

Project: 017324-T07-017, RACER Former MTM

Report Number: 240-21158-3

With the exceptions noted as flags or footnotes, standard analytical protocols were followed in the analysis of the samples and no problems were encountered or anomalies observed. In addition all laboratory quality control samples were within established control limits, with any exceptions noted below. Each sample was analyzed to achieve the lowest possible reporting limit within the constraints of the method. In some cases, due to interference or analytes present at high concentrations, samples were diluted. For diluted samples, the reporting limits are adjusted relative to the dilution required.

TestAmerica Canton attests to the validity of the laboratory data generated by TestAmerica facilities reported herein. All analyses performed by TestAmerica facilities were done using established laboratory SOPs that incorporate QA/QC procedures described in the application methods. TestAmerica's operations groups have reviewed the data for compliance with the laboratory QA/QC plan, and data have been found to be compliant with laboratory protocols unless otherwise noted below.

The test results in this report meet all NELAP requirements for parameters for which accreditation is required or available. Any exceptions to NELAP requirements are noted in this report. Pursuant to NELAP, this report may not be reproduced, except in full, without the written approval of the laboratory.

Calculations are performed before rounding to avoid round-off errors in calculated results.

All holding times were met and proper preservation noted for the methods performed on these samples, unless otherwise detailed in the individual sections below.

All solid sample results are reported on an "as received" basis unless otherwise indicated by the presence of a % solids value in the method header.

This laboratory report is confidential and is intended for the sole use of TestAmerica and its client.

RECEIPT

The samples were received on 02/16/2013; the samples arrived in good condition, properly preserved and on ice. The temperature of the coolers at receipt was 2.0 C.

Select samples were taken off hold by CRA on February 28, 2013. A revised chain of custody was not provided.

VOLATILE ORGANIC COMPOUNDS (GC-MS)

Samples S-021513-SM-097 (240-21158-7), S-021513-SM-098 (240-21158-8) and S-021513-SM-099 (240-21158-9) were analyzed for volatile organic compounds (GC-MS) in accordance with EPA SW-846 Method 8260B. The samples were prepared on 02/17/2013 and analyzed on 02/22/2013.

Acetone and Methylene Chloride were detected in method blank MB 240-76140/6 at levels that were above the method detection limit but below the reporting limit. The values should be considered estimates, and have been flagged "J". If the associated sample reported a result above the MDL and/or RL, the result has been "B" flagged.

The laboratory control sample (LCS) for batch 76140 exceeded control limits for the following analytes: Chloromethane, Dichlorodifluoromethane, and Vinyl Chloride. These analytes were biased high in the LCS and were not detected in the associated samples; therefore, the data has been reported.

No other difficulties were encountered during the VOCs analyses.

Job ID: 240-21158-3 (Continued)

Laboratory: TestAmerica Canton (Continued)

All other quality control parameters were within the acceptance limits.

TOTAL METALS (ICP)

Sample S-021513-SM-115 (240-21158-25) was analyzed for total metals (ICP) in accordance with EPA SW-846 Method 6010B. The samples were prepared on 03/01/2013 and analyzed on 03/05/2013.

Sample S-021513-SM-115 (240-21158-25)[5X] required dilution prior to analysis. The reporting limits have been adjusted accordingly.

No other difficulties were encountered during the metals analysis.

All other quality control parameters were within the acceptance limits.

Method Summary

Client: Conestoga-Rovers & Associates, Inc.
Project/Site: 017324-T07-017, RACER Former MTM

TestAmerica Job ID: 240-21158-3

Method	Method Description	Protocol	Laboratory
8260B	Volatile Organic Compounds (GC/MS)	SW846	TAL NC
6010B	Metals (ICP)	SW846	TAL NC
Moisture	Percent Moisture	EPA	TAL NC

Protocol References:

EPA = US Environmental Protection Agency

SW846 = "Test Methods For Evaluating Solid Waste, Physical/Chemical Methods", Third Edition, November 1986 And Its Updates.

Laboratory References:

TAL NC = TestAmerica Canton, 4101 Shuffel Street NW, North Canton, OH 44720, TEL (330)497-9396

Sample Summary

Client: Conestoga-Rovers & Associates, Inc.
Project/Site: 017324-T07-017, RACER Former MTM

TestAmerica Job ID: 240-21158-3

Lab Sample ID	Client Sample ID	Matrix	Collected	Received
240-21158-7	S-021513-SM-097	Solid	02/15/13 08:25	02/16/13 09:30
240-21158-8	S-021513-SM-098	Solid	02/15/13 08:26	02/16/13 09:30
240-21158-9	S-021513-SM-099	Solid	02/15/13 08:27	02/16/13 09:30
240-21158-25	S-021513-SM-115	Solid	02/15/13 11:32	02/16/13 09:30

Detection Summary

Client: Conestoga-Rovers & Associates, Inc.
Project/Site: 017324-T07-017, RACER Former MTM

TestAmerica Job ID: 240-21158-3

Client Sample ID: S-021513-SM-097 — Lab Sample ID: 240-21158-7

Analyte	Result	Qualifier	RL	MDL	Unit	Dil Fac	D	Method	Prep Type
Acetone	9.0	J B	21	6.5	ug/Kg	1	☼	8260B	Total/NA
Methylene Chloride	3.0	J B	5.1	0.69	ug/Kg	1	☼	8260B	Total/NA

Client Sample ID: S-021513-SM-098 — Lab Sample ID: 240-21158-8

Analyte	Result	Qualifier	RL	MDL	Unit	Dil Fac	D	Method	Prep Type
Methylene Chloride	2.5	J B	4.5	0.60	ug/Kg	1	☼	8260B	Total/NA

Client Sample ID: S-021513-SM-099 — Lab Sample ID: 240-21158-9

Analyte	Result	Qualifier	RL	MDL	Unit	Dil Fac	D	Method	Prep Type
Methylene Chloride	3.5	J B	4.1	0.55	ug/Kg	1	☼	8260B	Total/NA

Client Sample ID: S-021513-SM-115 — Lab Sample ID: 240-21158-25

Analyte	Result	Qualifier	RL	MDL	Unit	Dil Fac	D	Method	Prep Type
Lead	2500		1.7	1.1	mg/Kg	5	☼	6010B	Total/NA

This Detection Summary does not include radiochemical test results.

Client: Conestoga-Rovers & Associates, Inc.
Project/Site: 017324-T07-017, RACER Former MTM

TestAmerica Job ID: 240-21158-3

Client Sample ID: S-021513-SM-097
Date Collected: 02/15/13 08:25
Date Received: 02/16/13 09:30

Lab Sample ID: 240-21158-7
Matrix: Solid
Percent Solids: 85.7

Method: 8260B - Volatile Organic Compounds (GC/MS)

Analyte	Result	Qualifier	RL	MDL	Unit	D	Prepared	Analyzed	Dil Fac
Acetone	**9.0**	**J B**	21	6.5	ug/Kg	☼	02/17/13 07:33	02/22/13 07:37	1
Benzene	5.1	U	5.1	0.24	ug/Kg	☼	02/17/13 07:33	02/22/13 07:37	1
Dichlorobromomethane	5.1	U	5.1	0.29	ug/Kg	☼	02/17/13 07:33	02/22/13 07:37	1
Bromoform	5.1	U	5.1	0.34	ug/Kg	☼	02/17/13 07:33	02/22/13 07:37	1
Bromomethane	5.1	U	5.1	0.55	ug/Kg	☼	02/17/13 07:33	02/22/13 07:37	1
2-Butanone (MEK)	21	U	21	1.4	ug/Kg	☼	02/17/13 07:33	02/22/13 07:37	1
Carbon disulfide	5.1	U	5.1	0.45	ug/Kg	☼	02/17/13 07:33	02/22/13 07:37	1
Carbon tetrachloride	5.1	U	5.1	0.38	ug/Kg	☼	02/17/13 07:33	02/22/13 07:37	1
Chlorobenzene	5.1	U	5.1	0.34	ug/Kg	☼	02/17/13 07:33	02/22/13 07:37	1
Chloroethane	5.1	U	5.1	0.88	ug/Kg	☼	02/17/13 07:33	02/22/13 07:37	1
Chloroform	5.1	U	5.1	0.30	ug/Kg	☼	02/17/13 07:33	02/22/13 07:37	1
Chloromethane	5.1	U *	5.1	0.42	ug/Kg	☼	02/17/13 07:33	02/22/13 07:37	1
1,1-Dichloroethane	5.1	U	5.1	0.37	ug/Kg	☼	02/17/13 07:33	02/22/13 07:37	1
1,2-Dichloroethane	5.1	U	5.1	0.35	ug/Kg	☼	02/17/13 07:33	02/22/13 07:37	1
1,1-Dichloroethene	5.1	U	5.1	0.53	ug/Kg	☼	02/17/13 07:33	02/22/13 07:37	1
1,2-Dichloropropane	5.1	U	5.1	0.71	ug/Kg	☼	02/17/13 07:33	02/22/13 07:37	1
cis-1,3-Dichloropropene	5.1	U	5.1	0.35	ug/Kg	☼	02/17/13 07:33	02/22/13 07:37	1
trans-1,3-Dichloropropene	5.1	U	5.1	0.55	ug/Kg	☼	02/17/13 07:33	02/22/13 07:37	1
Ethylbenzene	5.1	U	5.1	0.27	ug/Kg	☼	02/17/13 07:33	02/22/13 07:37	1
2-Hexanone	21	U	21	0.65	ug/Kg	☼	02/17/13 07:33	02/22/13 07:37	1
Methylene Chloride	**3.0**	**J B**	5.1	0.69	ug/Kg	☼	02/17/13 07:33	02/22/13 07:37	1
4-Methyl-2-pentanone (MIBK)	21	U	21	0.55	ug/Kg	☼	02/17/13 07:33	02/22/13 07:37	1
Styrene	5.1	U	5.1	0.15	ug/Kg	☼	02/17/13 07:33	02/22/13 07:37	1
1,1,2,2-Tetrachloroethane	5.1	U	5.1	0.35	ug/Kg	☼	02/17/13 07:33	02/22/13 07:37	1
Tetrachloroethene	5.1	U	5.1	0.53	ug/Kg	☼	02/17/13 07:33	02/22/13 07:37	1
Toluene	5.1	U	5.1	0.28	ug/Kg	☼	02/17/13 07:33	02/22/13 07:37	1
Trichloroethene	5.1	U	5.1	0.43	ug/Kg	☼	02/17/13 07:33	02/22/13 07:37	1
Vinyl chloride	5.1	U *	5.1	0.40	ug/Kg	☼	02/17/13 07:33	02/22/13 07:37	1
Xylenes, Total	10	U	10	0.69	ug/Kg	☼	02/17/13 07:33	02/22/13 07:37	1
1,1,1-Trichloroethane	5.1	U	5.1	0.58	ug/Kg	☼	02/17/13 07:33	02/22/13 07:37	1
1,1,2-Trichloroethane	5.1	U	5.1	0.40	ug/Kg	☼	02/17/13 07:33	02/22/13 07:37	1
Cyclohexane	10	U	10	0.34	ug/Kg	☼	02/17/13 07:33	02/22/13 07:37	1
1,2-Dibromo-3-Chloropropane	10	U	10	1.3	ug/Kg	☼	02/17/13 07:33	02/22/13 07:37	1
Ethylene Dibromide	5.1	U	5.1	0.51	ug/Kg	☼	02/17/13 07:33	02/22/13 07:37	1
Dichlorodifluoromethane	5.1	U *	5.1	0.51	ug/Kg	☼	02/17/13 07:33	02/22/13 07:37	1
cis-1,2-Dichloroethene	5.1	U	5.1	0.37	ug/Kg	☼	02/17/13 07:33	02/22/13 07:37	1
trans-1,2-Dichloroethene	5.1	U	5.1	0.42	ug/Kg	☼	02/17/13 07:33	02/22/13 07:37	1
Isopropylbenzene	5.1	U	5.1	0.16	ug/Kg	☼	02/17/13 07:33	02/22/13 07:37	1
Methyl acetate	10	U	10	1.4	ug/Kg	☼	02/17/13 07:33	02/22/13 07:37	1
Methyl tert-butyl ether	21	U	21	0.44	ug/Kg	☼	02/17/13 07:33	02/22/13 07:37	1
1,1,2-Trichloro-1,2,2-trifluoroethane	5.1	U	5.1	1.3	ug/Kg	☼	02/17/13 07:33	02/22/13 07:37	1
1,2,4-Trichlorobenzene	5.1	U	5.1	0.28	ug/Kg	☼	02/17/13 07:33	02/22/13 07:37	1
1,2-Dichlorobenzene	5.1	U	5.1	0.37	ug/Kg	☼	02/17/13 07:33	02/22/13 07:37	1
1,3-Dichlorobenzene	5.1	U	5.1	0.36	ug/Kg	☼	02/17/13 07:33	02/22/13 07:37	1
1,4-Dichlorobenzene	5.1	U	5.1	0.68	ug/Kg	☼	02/17/13 07:33	02/22/13 07:37	1
Trichlorofluoromethane	5.1	U	5.1	0.35	ug/Kg	☼	02/17/13 07:33	02/22/13 07:37	1
Chlorodibromomethane	5.1	U	5.1	0.56	ug/Kg	☼	02/17/13 07:33	02/22/13 07:37	1
Methylcyclohexane	10	U	10	0.32	ug/Kg	☼	02/17/13 07:33	02/22/13 07:37	1

Client: Conestoga-Rovers & Associates, Inc.
Project/Site: 017324-T07-017, RACER Former MTM

TestAmerica Job ID: 240-21158-3

Client Sample ID: S-021513-SM-097
Date Collected: 02/15/13 08:25
Date Received: 02/16/13 09:30

Lab Sample ID: 240-21158-7
Matrix: Solid
Percent Solids: 85.7

Surrogate	%Recovery	Qualifier	Limits	Prepared	Analyzed	Dil Fac
1,2-Dichloroethane-d4 (Surr)	84		58 - 123	02/17/13 07:33	02/22/13 07:37	1
4-Bromofluorobenzene (Surr)	89		52 - 136	02/17/13 07:33	02/22/13 07:37	1
Toluene-d8 (Surr)	90		67 - 125	02/17/13 07:33	02/22/13 07:37	1
Dibromofluoromethane (Surr)	87		37 - 132	02/17/13 07:33	02/22/13 07:37	1

Client: Conestoga-Rovers & Associates, Inc.
Project/Site: 017324-T07-017, RACER Former MTM

TestAmerica Job ID: 240-21158-3

Client Sample ID: S-021513-SM-098
Date Collected: 02/15/13 08:26
Date Received: 02/16/13 09:30

Lab Sample ID: 240-21158-8
Matrix: Solid
Percent Solids: 86.7

Method: 8260B - Volatile Organic Compounds (GC/MS)

Analyte	Result	Qualifier	RL	MDL	Unit	D	Prepared	Analyzed	Dil Fac
Acetone	18	U	18	5.6	ug/Kg	☼	02/17/13 07:33	02/22/13 07:58	1
Benzene	4.5	U	4.5	0.21	ug/Kg	☼	02/17/13 07:33	02/22/13 07:58	1
Dichlorobromomethane	4.5	U	4.5	0.25	ug/Kg	☼	02/17/13 07:33	02/22/13 07:58	1
Bromoform	4.5	U	4.5	0.30	ug/Kg	☼	02/17/13 07:33	02/22/13 07:58	1
Bromomethane	4.5	U	4.5	0.48	ug/Kg	☼	02/17/13 07:33	02/22/13 07:58	1
2-Butanone (MEK)	18	U	18	1.3	ug/Kg	☼	02/17/13 07:33	02/22/13 07:58	1
Carbon disulfide	4.5	U	4.5	0.39	ug/Kg	☼	02/17/13 07:33	02/22/13 07:58	1
Carbon tetrachloride	4.5	U	4.5	0.33	ug/Kg	☼	02/17/13 07:33	02/22/13 07:58	1
Chlorobenzene	4.5	U	4.5	0.30	ug/Kg	☼	02/17/13 07:33	02/22/13 07:58	1
Chloroethane	4.5	U	4.5	0.77	ug/Kg	☼	02/17/13 07:33	02/22/13 07:58	1
Chloroform	4.5	U	4.5	0.26	ug/Kg	☼	02/17/13 07:33	02/22/13 07:58	1
Chloromethane	4.5	U *	4.5	0.37	ug/Kg	☼	02/17/13 07:33	02/22/13 07:58	1
1,1-Dichloroethane	4.5	U	4.5	0.32	ug/Kg	☼	02/17/13 07:33	02/22/13 07:58	1
1,2-Dichloroethane	4.5	U	4.5	0.30	ug/Kg	☼	02/17/13 07:33	02/22/13 07:58	1
1,1-Dichloroethene	4.5	U	4.5	0.46	ug/Kg	☼	02/17/13 07:33	02/22/13 07:58	1
1,2-Dichloropropane	4.5	U	4.5	0.62	ug/Kg	☼	02/17/13 07:33	02/22/13 07:58	1
cis-1,3-Dichloropropene	4.5	U	4.5	0.30	ug/Kg	☼	02/17/13 07:33	02/22/13 07:58	1
trans-1,3-Dichloropropene	4.5	U	4.5	0.48	ug/Kg	☼	02/17/13 07:33	02/22/13 07:58	1
Ethylbenzene	4.5	U	4.5	0.23	ug/Kg	☼	02/17/13 07:33	02/22/13 07:58	1
2-Hexanone	18	U	18	0.56	ug/Kg	☼	02/17/13 07:33	02/22/13 07:58	1
Methylene Chloride	**2.5**	**J B**	4.5	0.60	ug/Kg	☼	02/17/13 07:33	02/22/13 07:58	1
4-Methyl-2-pentanone (MIBK)	18	U	18	0.48	ug/Kg	☼	02/17/13 07:33	02/22/13 07:58	1
Styrene	4.5	U	4.5	0.13	ug/Kg	☼	02/17/13 07:33	02/22/13 07:58	1
1,1,2,2-Tetrachloroethane	4.5	U	4.5	0.30	ug/Kg	☼	02/17/13 07:33	02/22/13 07:58	1
Tetrachloroethene	4.5	U	4.5	0.46	ug/Kg	☼	02/17/13 07:33	02/22/13 07:58	1
Toluene	4.5	U	4.5	0.24	ug/Kg	☼	02/17/13 07:33	02/22/13 07:58	1
Trichloroethene	4.5	U	4.5	0.38	ug/Kg	☼	02/17/13 07:33	02/22/13 07:58	1
Vinyl chloride	4.5	U *	4.5	0.35	ug/Kg	☼	02/17/13 07:33	02/22/13 07:58	1
Xylenes, Total	8.9	U	8.9	0.60	ug/Kg	☼	02/17/13 07:33	02/22/13 07:58	1
1,1,1-Trichloroethane	4.5	U	4.5	0.50	ug/Kg	☼	02/17/13 07:33	02/22/13 07:58	1
1,1,2-Trichloroethane	4.5	U	4.5	0.35	ug/Kg	☼	02/17/13 07:33	02/22/13 07:58	1
Cyclohexane	8.9	U	8.9	0.30	ug/Kg	☼	02/17/13 07:33	02/22/13 07:58	1
1,2-Dibromo-3-Chloropropane	8.9	U	8.9	1.2	ug/Kg	☼	02/17/13 07:33	02/22/13 07:58	1
Ethylene Dibromide	4.5	U	4.5	0.45	ug/Kg	☼	02/17/13 07:33	02/22/13 07:58	1
Dichlorodifluoromethane	4.5	U *	4.5	0.45	ug/Kg	☼	02/17/13 07:33	02/22/13 07:58	1
cis-1,2-Dichloroethene	4.5	U	4.5	0.32	ug/Kg	☼	02/17/13 07:33	02/22/13 07:58	1
trans-1,2-Dichloroethene	4.5	U	4.5	0.37	ug/Kg	☼	02/17/13 07:33	02/22/13 07:58	1
Isopropylbenzene	4.5	U	4.5	0.14	ug/Kg	☼	02/17/13 07:33	02/22/13 07:58	1
Methyl acetate	8.9	U	8.9	1.3	ug/Kg	☼	02/17/13 07:33	02/22/13 07:58	1
Methyl tert-butyl ether	18	U	18	0.38	ug/Kg	☼	02/17/13 07:33	02/22/13 07:58	1
1,1,2-Trichloro-1,2,2-trifluoroethane	4.5	U	4.5	1.2	ug/Kg	☼	02/17/13 07:33	02/22/13 07:58	1
1,2,4-Trichlorobenzene	4.5	U	4.5	0.24	ug/Kg	☼	02/17/13 07:33	02/22/13 07:58	1
1,2-Dichlorobenzene	4.5	U	4.5	0.32	ug/Kg	☼	02/17/13 07:33	02/22/13 07:58	1
1,3-Dichlorobenzene	4.5	U	4.5	0.31	ug/Kg	☼	02/17/13 07:33	02/22/13 07:58	1
1,4-Dichlorobenzene	4.5	U	4.5	0.59	ug/Kg	☼	02/17/13 07:33	02/22/13 07:58	1
Trichlorofluoromethane	4.5	U	4.5	0.30	ug/Kg	☼	02/17/13 07:33	02/22/13 07:58	1
Chlorodibromomethane	4.5	U	4.5	0.49	ug/Kg	☼	02/17/13 07:33	02/22/13 07:58	1
Methylcyclohexane	8.9	U	8.9	0.28	ug/Kg	☼	02/17/13 07:33	02/22/13 07:58	1

Client: Conestoga-Rovers & Associates, Inc.
Project/Site: 017324-T07-017, RACER Former MTM

TestAmerica Job ID: 240-21158-3

Client Sample ID: S-021513-SM-098
Date Collected: 02/15/13 08:26
Date Received: 02/16/13 09:30

Lab Sample ID: 240-21158-8
Matrix: Solid
Percent Solids: 86.7

Surrogate	%Recovery	Qualifier	Limits	Prepared	Analyzed	Dil Fac
1,2-Dichloroethane-d4 (Surr)	88		58 - 123	02/17/13 07:33	02/22/13 07:58	1
4-Bromofluorobenzene (Surr)	92		52 - 136	02/17/13 07:33	02/22/13 07:58	1
Toluene-d8 (Surr)	93		67 - 125	02/17/13 07:33	02/22/13 07:58	1
Dibromofluoromethane (Surr)	90		37 - 132	02/17/13 07:33	02/22/13 07:58	1

Client: Conestoga-Rovers & Associates, Inc.
Project/Site: 017324-T07-017, RACER Former MTM

TestAmerica Job ID: 240-21158-3

Client Sample ID: S-021513-SM-099
Date Collected: 02/15/13 08:27
Date Received: 02/16/13 09:30

Lab Sample ID: 240-21158-9
Matrix: Solid
Percent Solids: 88.8

Method: 8260B - Volatile Organic Compounds (GC/MS)

Analyte	Result	Qualifier	RL	MDL	Unit	D	Prepared	Analyzed	Dil Fac
Acetone	16	U	16	5.2	ug/Kg	☼	02/17/13 07:33	02/22/13 08:19	1
Benzene	4.1	U	4.1	0.19	ug/Kg	☼	02/17/13 07:33	02/22/13 08:19	1
Dichlorobromomethane	4.1	U	4.1	0.23	ug/Kg	☼	02/17/13 07:33	02/22/13 08:19	1
Bromoform	4.1	U	4.1	0.27	ug/Kg	☼	02/17/13 07:33	02/22/13 08:19	1
Bromomethane	4.1	U	4.1	0.44	ug/Kg	☼	02/17/13 07:33	02/22/13 08:19	1
2-Butanone (MEK)	16	U	16	1.2	ug/Kg	☼	02/17/13 07:33	02/22/13 08:19	1
Carbon disulfide	4.1	U	4.1	0.36	ug/Kg	☼	02/17/13 07:33	02/22/13 08:19	1
Carbon tetrachloride	4.1	U	4.1	0.30	ug/Kg	☼	02/17/13 07:33	02/22/13 08:19	1
Chlorobenzene	4.1	U	4.1	0.27	ug/Kg	☼	02/17/13 07:33	02/22/13 08:19	1
Chloroethane	4.1	U	4.1	0.71	ug/Kg	☼	02/17/13 07:33	02/22/13 08:19	1
Chloroform	4.1	U	4.1	0.24	ug/Kg	☼	02/17/13 07:33	02/22/13 08:19	1
Chloromethane	4.1	U *	4.1	0.34	ug/Kg	☼	02/17/13 07:33	02/22/13 08:19	1
1,1-Dichloroethane	4.1	U	4.1	0.30	ug/Kg	☼	02/17/13 07:33	02/22/13 08:19	1
1,2-Dichloroethane	4.1	U	4.1	0.28	ug/Kg	☼	02/17/13 07:33	02/22/13 08:19	1
1,1-Dichloroethene	4.1	U	4.1	0.43	ug/Kg	☼	02/17/13 07:33	02/22/13 08:19	1
1,2-Dichloropropane	4.1	U	4.1	0.57	ug/Kg	☼	02/17/13 07:33	02/22/13 08:19	1
cis-1,3-Dichloropropene	4.1	U	4.1	0.28	ug/Kg	☼	02/17/13 07:33	02/22/13 08:19	1
trans-1,3-Dichloropropene	4.1	U	4.1	0.44	ug/Kg	☼	02/17/13 07:33	02/22/13 08:19	1
Ethylbenzene	4.1	U	4.1	0.21	ug/Kg	☼	02/17/13 07:33	02/22/13 08:19	1
2-Hexanone	16	U	16	0.52	ug/Kg	☼	02/17/13 07:33	02/22/13 08:19	1
Methylene Chloride	**3.5**	**J B**	4.1	0.55	ug/Kg	☼	02/17/13 07:33	02/22/13 08:19	1
4-Methyl-2-pentanone (MIBK)	16	U	16	0.44	ug/Kg	☼	02/17/13 07:33	02/22/13 08:19	1
Styrene	4.1	U	4.1	0.12	ug/Kg	☼	02/17/13 07:33	02/22/13 08:19	1
1,1,2,2-Tetrachloroethane	4.1	U	4.1	0.28	ug/Kg	☼	02/17/13 07:33	02/22/13 08:19	1
Tetrachloroethene	4.1	U	4.1	0.43	ug/Kg	☼	02/17/13 07:33	02/22/13 08:19	1
Toluene	4.1	U	4.1	0.22	ug/Kg	☼	02/17/13 07:33	02/22/13 08:19	1
Trichloroethene	4.1	U	4.1	0.35	ug/Kg	☼	02/17/13 07:33	02/22/13 08:19	1
Vinyl chloride	4.1	U *	4.1	0.32	ug/Kg	☼	02/17/13 07:33	02/22/13 08:19	1
Xylenes, Total	8.2	U	8.2	0.55	ug/Kg	☼	02/17/13 07:33	02/22/13 08:19	1
1,1,1-Trichloroethane	4.1	U	4.1	0.46	ug/Kg	☼	02/17/13 07:33	02/22/13 08:19	1
1,1,2-Trichloroethane	4.1	U	4.1	0.32	ug/Kg	☼	02/17/13 07:33	02/22/13 08:19	1
Cyclohexane	8.2	U	8.2	0.27	ug/Kg	☼	02/17/13 07:33	02/22/13 08:19	1
1,2-Dibromo-3-Chloropropane	8.2	U	8.2	1.1	ug/Kg	☼	02/17/13 07:33	02/22/13 08:19	1
Ethylene Dibromide	4.1	U	4.1	0.41	ug/Kg	☼	02/17/13 07:33	02/22/13 08:19	1
Dichlorodifluoromethane	4.1	U *	4.1	0.41	ug/Kg	☼	02/17/13 07:33	02/22/13 08:19	1
cis-1,2-Dichloroethene	4.1	U	4.1	0.30	ug/Kg	☼	02/17/13 07:33	02/22/13 08:19	1
trans-1,2-Dichloroethene	4.1	U	4.1	0.34	ug/Kg	☼	02/17/13 07:33	02/22/13 08:19	1
Isopropylbenzene	4.1	U	4.1	0.13	ug/Kg	☼	02/17/13 07:33	02/22/13 08:19	1
Methyl acetate	8.2	U	8.2	1.2	ug/Kg	☼	02/17/13 07:33	02/22/13 08:19	1
Methyl tert-butyl ether	16	U	16	0.35	ug/Kg	☼	02/17/13 07:33	02/22/13 08:19	1
1,1,2-Trichloro-1,2,2-trifluoroethane	4.1	U	4.1	1.1	ug/Kg	☼	02/17/13 07:33	02/22/13 08:19	1
1,2,4-Trichlorobenzene	4.1	U	4.1	0.22	ug/Kg	☼	02/17/13 07:33	02/22/13 08:19	1
1,2-Dichlorobenzene	4.1	U	4.1	0.30	ug/Kg	☼	02/17/13 07:33	02/22/13 08:19	1
1,3-Dichlorobenzene	4.1	U	4.1	0.29	ug/Kg	☼	02/17/13 07:33	02/22/13 08:19	1
1,4-Dichlorobenzene	4.1	U	4.1	0.54	ug/Kg	☼	02/17/13 07:33	02/22/13 08:19	1
Trichlorofluoromethane	4.1	U	4.1	0.28	ug/Kg	☼	02/17/13 07:33	02/22/13 08:19	1
Chlorodibromomethane	4.1	U	4.1	0.45	ug/Kg	☼	02/17/13 07:33	02/22/13 08:19	1
Methylcyclohexane	8.2	U	8.2	0.26	ug/Kg	☼	02/17/13 07:33	02/22/13 08:19	1

Client: Conestoga-Rovers & Associates, Inc.
Project/Site: 017324-T07-017, RACER Former MTM

TestAmerica Job ID: 240-21158-3

Client Sample ID: S-021513-SM-099
Date Collected: 02/15/13 08:27
Date Received: 02/16/13 09:30

Lab Sample ID: 240-21158-9
Matrix: Solid
Percent Solids: 88.8

Surrogate	%Recovery	Qualifier	Limits	Prepared	Analyzed	Dil Fac
1,2-Dichloroethane-d4 (Surr)	84		58 - 123	02/17/13 07:33	02/22/13 08:19	1
4-Bromofluorobenzene (Surr)	89		52 - 136	02/17/13 07:33	02/22/13 08:19	1
Toluene-d8 (Surr)	89		67 - 125	02/17/13 07:33	02/22/13 08:19	1
Dibromofluoromethane (Surr)	87		37 - 132	02/17/13 07:33	02/22/13 08:19	1

Client: Conestoga-Rovers & Associates, Inc.
Project/Site: 017324-T07-017, RACER Former MTM

TestAmerica Job ID: 240-21158-3

Client Sample ID: S-021513-SM-115
Date Collected: 02/15/13 11:32
Date Received: 02/16/13 09:30

Lab Sample ID: 240-21158-25
Matrix: Solid
Percent Solids: 80.4

Method: 6010B - Metals (ICP)

Analyte	Result	Qualifier	RL	MDL	Unit	D	Prepared	Analyzed	Dil Fac
Lead	2500		1.7	1.1	mg/Kg	☼	03/01/13 11:23	03/05/13 11:18	5

Surrogate Summary

Client: Conestoga-Rovers & Associates, Inc.
Project/Site: 017324-T07-017, RACER Former MTM

TestAmerica Job ID: 240-21158-3

Method: 8260B - Volatile Organic Compounds (GC/MS)

Matrix: Solid **Prep Type: Total/NA**

		Percent Surrogate Recovery (Acceptance Limits)			
		12DCE	BFB	TOL	DBFM
Lab Sample ID	Client Sample ID	(58-123)	(52-136)	(67-125)	(37-132)
240-21158-7	S-021513-SM-097	84	89	90	87
240-21158-8	S-021513-SM-098	88	92	93	90
240-21158-9	S-021513-SM-099	84	89	89	87
LCS 240-76140/5	Lab Control Sample	85	92	93	92
MB 240-76140/6	Method Blank	81	89	88	88

Surrogate Legend

12DCE = 1,2-Dichloroethane-d4 (Surr)
BFB = 4-Bromofluorobenzene (Surr)
TOL = Toluene-d8 (Surr)
DBFM = Dibromofluoromethane (Surr)

Client: Conestoga-Rovers & Associates, Inc.
Project/Site: 017324-T07-017, RACER Former MTM

TestAmerica Job ID: 240-21158-3

Method: 8260B - Volatile Organic Compounds (GC/MS)

Lab Sample ID: MB 240-76140/6
Matrix: Solid
Analysis Batch: 76140

Client Sample ID: Method Blank
Prep Type: Total/NA

Analyte	MB Result	MB Qualifier	RL	MDL	Unit	D	Prepared	Analyzed	Dil Fac
Acetone	8.54	J	20	6.3	ug/Kg			02/22/13 01:13	1
Benzene	5.0	U	5.0	0.23	ug/Kg			02/22/13 01:13	1
Dichlorobromomethane	5.0	U	5.0	0.28	ug/Kg			02/22/13 01:13	1
Bromoform	5.0	U	5.0	0.33	ug/Kg			02/22/13 01:13	1
Bromomethane	5.0	U	5.0	0.54	ug/Kg			02/22/13 01:13	1
2-Butanone (MEK)	20	U	20	1.4	ug/Kg			02/22/13 01:13	1
Carbon disulfide	5.0	U	5.0	0.44	ug/Kg			02/22/13 01:13	1
Carbon tetrachloride	5.0	U	5.0	0.37	ug/Kg			02/22/13 01:13	1
Chlorobenzene	5.0	U	5.0	0.33	ug/Kg			02/22/13 01:13	1
Chloroethane	5.0	U	5.0	0.86	ug/Kg			02/22/13 01:13	1
Chloroform	5.0	U	5.0	0.29	ug/Kg			02/22/13 01:13	1
Chloromethane	5.0	U	5.0	0.41	ug/Kg			02/22/13 01:13	1
1,1-Dichloroethane	5.0	U	5.0	0.36	ug/Kg			02/22/13 01:13	1
1,2-Dichloroethane	5.0	U	5.0	0.34	ug/Kg			02/22/13 01:13	1
1,1-Dichloroethene	5.0	U	5.0	0.52	ug/Kg			02/22/13 01:13	1
1,2-Dichloropropane	5.0	U	5.0	0.69	ug/Kg			02/22/13 01:13	1
cis-1,3-Dichloropropene	5.0	U	5.0	0.34	ug/Kg			02/22/13 01:13	1
trans-1,3-Dichloropropene	5.0	U	5.0	0.54	ug/Kg			02/22/13 01:13	1
Ethylbenzene	5.0	U	5.0	0.26	ug/Kg			02/22/13 01:13	1
2-Hexanone	20	U	20	0.63	ug/Kg			02/22/13 01:13	1
Methylene Chloride	2.14	J	5.0	0.67	ug/Kg			02/22/13 01:13	1
4-Methyl-2-pentanone (MIBK)	20	U	20	0.54	ug/Kg			02/22/13 01:13	1
Styrene	5.0	U	5.0	0.15	ug/Kg			02/22/13 01:13	1
1,1,2,2-Tetrachloroethane	5.0	U	5.0	0.34	ug/Kg			02/22/13 01:13	1
Tetrachloroethene	5.0	U	5.0	0.52	ug/Kg			02/22/13 01:13	1
Toluene	5.0	U	5.0	0.27	ug/Kg			02/22/13 01:13	1
Trichloroethene	5.0	U	5.0	0.42	ug/Kg			02/22/13 01:13	1
Vinyl chloride	5.0	U	5.0	0.39	ug/Kg			02/22/13 01:13	1
Xylenes, Total	10	U	10	0.67	ug/Kg			02/22/13 01:13	1
1,1,1-Trichloroethane	5.0	U	5.0	0.56	ug/Kg			02/22/13 01:13	1
1,1,2-Trichloroethane	5.0	U	5.0	0.39	ug/Kg			02/22/13 01:13	1
Cyclohexane	10	U	10	0.33	ug/Kg			02/22/13 01:13	1
1,2-Dibromo-3-Chloropropane	10	U	10	1.3	ug/Kg			02/22/13 01:13	1
Ethylene Dibromide	5.0	U	5.0	0.50	ug/Kg			02/22/13 01:13	1
Dichlorodifluoromethane	5.0	U	5.0	0.50	ug/Kg			02/22/13 01:13	1
cis-1,2-Dichloroethene	5.0	U	5.0	0.36	ug/Kg			02/22/13 01:13	1
trans-1,2-Dichloroethene	5.0	U	5.0	0.41	ug/Kg			02/22/13 01:13	1
Isopropylbenzene	5.0	U	5.0	0.16	ug/Kg			02/22/13 01:13	1
Methyl acetate	10	U	10	1.4	ug/Kg			02/22/13 01:13	1
Methyl tert-butyl ether	20	U	20	0.43	ug/Kg			02/22/13 01:13	1
1,1,2-Trichloro-1,2,2-trifluoroethane	5.0	U	5.0	1.3	ug/Kg			02/22/13 01:13	1
1,2,4-Trichlorobenzene	5.0	U	5.0	0.27	ug/Kg			02/22/13 01:13	1
1,2-Dichlorobenzene	5.0	U	5.0	0.36	ug/Kg			02/22/13 01:13	1
1,3-Dichlorobenzene	5.0	U	5.0	0.35	ug/Kg			02/22/13 01:13	1
1,4-Dichlorobenzene	5.0	U	5.0	0.66	ug/Kg			02/22/13 01:13	1
Trichlorofluoromethane	5.0	U	5.0	0.34	ug/Kg			02/22/13 01:13	1
Chlorodibromomethane	5.0	U	5.0	0.55	ug/Kg			02/22/13 01:13	1
Methylcyclohexane	10	U	10	0.31	ug/Kg			02/22/13 01:13	1

Method: 8260B - Volatile Organic Compounds (GC/MS) (Continued)

Lab Sample ID: MB 240-76140/6
Matrix: Solid
Analysis Batch: 76140

Client Sample ID: Method Blank
Prep Type: Total/NA

Surrogate	MB %Recovery	MB Qualifier	Limits	Prepared	Analyzed	Dil Fac
1,2-Dichloroethane-d4 (Surr)	*81*		*58 - 123*		*02/22/13 01:13*	*1*
4-Bromofluorobenzene (Surr)	*89*		*52 - 136*		*02/22/13 01:13*	*1*
Toluene-d8 (Surr)	*88*		*67 - 125*		*02/22/13 01:13*	*1*
Dibromofluoromethane (Surr)	*88*		*37 - 132*		*02/22/13 01:13*	*1*

Lab Sample ID: LCS 240-76140/5
Matrix: Solid
Analysis Batch: 76140

Client Sample ID: Lab Control Sample
Prep Type: Total/NA

Analyte	Spike Added	LCS Result	LCS Qualifier	Unit	D	%Rec	%Rec. Limits
Acetone	50.0	44.6		ug/Kg		89	41 - 137
Benzene	25.0	25.5		ug/Kg		102	79 - 112
Dichlorobromomethane	25.0	27.0		ug/Kg		108	84 - 122
Bromoform	25.0	25.3		ug/Kg		101	62 - 133
Bromomethane	25.0	27.9		ug/Kg		111	42 - 136
2-Butanone (MEK)	50.0	42.6		ug/Kg		85	52 - 131
Carbon disulfide	25.0	27.1		ug/Kg		108	62 - 146
Carbon tetrachloride	25.0	26.9		ug/Kg		107	71 - 129
Chlorobenzene	25.0	25.4		ug/Kg		102	78 - 110
Chloroethane	25.0	28.5		ug/Kg		114	58 - 117
Chloroform	25.0	25.6		ug/Kg		102	77 - 114
Chloromethane	25.0	29.4	*	ug/Kg		118	50 - 110
1,1-Dichloroethane	25.0	25.5		ug/Kg		102	76 - 115
1,2-Dichloroethane	25.0	24.8		ug/Kg		99	72 - 120
1,1-Dichloroethene	25.0	26.8		ug/Kg		107	75 - 135
1,2-Dichloropropane	25.0	26.0		ug/Kg		104	87 - 113
cis-1,3-Dichloropropene	25.0	26.5		ug/Kg		106	74 - 128
trans-1,3-Dichloropropene	25.0	25.5		ug/Kg		102	73 - 131
Ethylbenzene	25.0	25.2		ug/Kg		101	79 - 117
2-Hexanone	50.0	44.5		ug/Kg		89	64 - 136
Methylene Chloride	25.0	29.1		ug/Kg		116	75 - 118
4-Methyl-2-pentanone (MIBK)	50.0	47.1		ug/Kg		94	67 - 135
Styrene	25.0	27.7		ug/Kg		111	87 - 117
1,1,2,2-Tetrachloroethane	25.0	24.2		ug/Kg		97	77 - 123
Tetrachloroethene	25.0	25.6		ug/Kg		103	79 - 114
Toluene	25.0	24.8		ug/Kg		99	75 - 111
Trichloroethene	25.0	25.8		ug/Kg		103	79 - 113
Vinyl chloride	25.0	29.2	*	ug/Kg		117	57 - 114
Xylenes, Total	75.0	79.2		ug/Kg		106	80 - 118
1,1,1-Trichloroethane	25.0	27.2		ug/Kg		109	77 - 126
1,1,2-Trichloroethane	25.0	25.8		ug/Kg		103	83 - 112
Cyclohexane	25.0	24.6		ug/Kg		98	66 - 110
1,2-Dibromo-3-Chloropropane	25.0	27.8		ug/Kg		111	61 - 132
Ethylene Dibromide	25.0	25.9		ug/Kg		104	83 - 117
Dichlorodifluoromethane	25.0	31.0	*	ug/Kg		124	26 - 113
cis-1,2-Dichloroethene	25.0	26.1		ug/Kg		105	76 - 113
trans-1,2-Dichloroethene	25.0	26.4		ug/Kg		106	78 - 117
Isopropylbenzene	25.0	26.8		ug/Kg		107	76 - 122

Method: 8260B - Volatile Organic Compounds (GC/MS) (Continued)

Lab Sample ID: LCS 240-76140/5
Matrix: Solid
Analysis Batch: 76140

Client Sample ID: Lab Control Sample
Prep Type: Total/NA

Analyte	Spike Added	LCS Result	LCS Qualifier	Unit	D	%Rec	%Rec. Limits
Methyl acetate	25.0	23.4		ug/Kg		94	57 - 130
Methyl tert-butyl ether	25.0	25.5		ug/Kg		102	49 - 165
1,1,2-Trichloro-1,2,2-trifluoroethane	25.0	28.6		ug/Kg		114	82 - 138
1,2,4-Trichlorobenzene	25.0	27.4		ug/Kg		109	64 - 124
1,2-Dichlorobenzene	25.0	24.8		ug/Kg		99	76 - 110
1,3-Dichlorobenzene	25.0	26.2		ug/Kg		105	78 - 111
1,4-Dichlorobenzene	25.0	24.3		ug/Kg		97	75 - 110
Trichlorofluoromethane	25.0	30.2		ug/Kg		121	57 - 146
Chlorodibromomethane	25.0	26.2		ug/Kg		105	72 - 127
Methylcyclohexane	25.0	25.3		ug/Kg		101	70 - 126
m-Xylene & p-Xylene	50.0	52.2		ug/Kg		104	80 - 117
o-Xylene	25.0	27.0		ug/Kg		108	80 - 120

Surrogate	*LCS %Recovery*	*LCS Qualifier*	*Limits*
1,2-Dichloroethane-d4 (Surr)	*85*		*58 - 123*
4-Bromofluorobenzene (Surr)	*92*		*52 - 136*
Toluene-d8 (Surr)	*93*		*67 - 125*
Dibromofluoromethane (Surr)	*92*		*37 - 132*

Method: 6010B - Metals (ICP)

Lab Sample ID: MB 240-76975/1-A
Matrix: Solid
Analysis Batch: 77223

Client Sample ID: Method Blank
Prep Type: Total/NA
Prep Batch: 76975

Analyte	MB Result	MB Qualifier	RL	MDL	Unit	D	Prepared	Analyzed	Dil Fac
Lead	0.30	U	0.30	0.19	mg/Kg		03/01/13 11:23	03/04/13 23:26	1

Lab Sample ID: LCS 240-76975/2-A
Matrix: Solid
Analysis Batch: 77223

Client Sample ID: Lab Control Sample
Prep Type: Total/NA
Prep Batch: 76975

Analyte	Spike Added	LCS Result	LCS Qualifier	Unit	D	%Rec	%Rec. Limits
Lead	50.0	47.8		mg/Kg		96	80 - 120

GC/MS VOA

Prep Batch: 75554

Lab Sample ID	Client Sample ID	Prep Type	Matrix	Method	Prep Batch
240-21158-7	S-021513-SM-097	Total/NA	Solid	5035	
240-21158-8	S-021513-SM-098	Total/NA	Solid	5035	
240-21158-9	S-021513-SM-099	Total/NA	Solid	5035	

Analysis Batch: 76140

Lab Sample ID	Client Sample ID	Prep Type	Matrix	Method	Prep Batch
240-21158-7	S-021513-SM-097	Total/NA	Solid	8260B	75554
240-21158-8	S-021513-SM-098	Total/NA	Solid	8260B	75554
240-21158-9	S-021513-SM-099	Total/NA	Solid	8260B	75554
LCS 240-76140/5	Lab Control Sample	Total/NA	Solid	8260B	
MB 240-76140/6	Method Blank	Total/NA	Solid	8260B	

Metals

Prep Batch: 76975

Lab Sample ID	Client Sample ID	Prep Type	Matrix	Method	Prep Batch
240-21158-25	S-021513-SM-115	Total/NA	Solid	3050B	
LCS 240-76975/2-A	Lab Control Sample	Total/NA	Solid	3050B	
MB 240-76975/1-A	Method Blank	Total/NA	Solid	3050B	

Analysis Batch: 77223

Lab Sample ID	Client Sample ID	Prep Type	Matrix	Method	Prep Batch
LCS 240-76975/2-A	Lab Control Sample	Total/NA	Solid	6010B	76975
MB 240-76975/1-A	Method Blank	Total/NA	Solid	6010B	76975

Analysis Batch: 77392

Lab Sample ID	Client Sample ID	Prep Type	Matrix	Method	Prep Batch
240-21158-25	S-021513-SM-115	Total/NA	Solid	6010B	76975

General Chemistry

Analysis Batch: 77302

Lab Sample ID	Client Sample ID	Prep Type	Matrix	Method	Prep Batch
240-21158-7	S-021513-SM-097	Total/NA	Solid	Moisture	
240-21158-8	S-021513-SM-098	Total/NA	Solid	Moisture	
240-21158-9	S-021513-SM-099	Total/NA	Solid	Moisture	
240-21158-25	S-021513-SM-115	Total/NA	Solid	Moisture	

Lab Chronicle

Client: Conestoga-Rovers & Associates, Inc.
Project/Site: 017324-T07-017, RACER Former MTM

TestAmerica Job ID: 240-21158-3

Client Sample ID: S-021513-SM-097

Lab Sample ID: 240-21158-7
Date Collected: 02/15/13 08:25
Matrix: Solid
Date Received: 02/16/13 09:30
Percent Solids: 85.7

Prep Type	Batch Type	Batch Method	Run	Dilution Factor	Batch Number	Prepared or Analyzed	Analyst	Lab
Total/NA	Prep	5035			75554	02/17/13 07:33	LM	TAL NC
Total/NA	Analysis	8260B		1	76140	02/22/13 07:37	TL	TAL NC
Total/NA	Analysis	Moisture		1	77302	03/05/13 11:23	TH	TAL NC

Client Sample ID: S-021513-SM-098

Lab Sample ID: 240-21158-8
Date Collected: 02/15/13 08:26
Matrix: Solid
Date Received: 02/16/13 09:30
Percent Solids: 86.7

Prep Type	Batch Type	Batch Method	Run	Dilution Factor	Batch Number	Prepared or Analyzed	Analyst	Lab
Total/NA	Prep	5035			75554	02/17/13 07:33	LM	TAL NC
Total/NA	Analysis	8260B		1	76140	02/22/13 07:58	TL	TAL NC
Total/NA	Analysis	Moisture		1	77302	03/05/13 11:23	TH	TAL NC

Client Sample ID: S-021513-SM-099

Lab Sample ID: 240-21158-9
Date Collected: 02/15/13 08:27
Matrix: Solid
Date Received: 02/16/13 09:30
Percent Solids: 88.8

Prep Type	Batch Type	Batch Method	Run	Dilution Factor	Batch Number	Prepared or Analyzed	Analyst	Lab
Total/NA	Prep	5035			75554	02/17/13 07:33	LM	TAL NC
Total/NA	Analysis	8260B		1	76140	02/22/13 08:19	TL	TAL NC
Total/NA	Analysis	Moisture		1	77302	03/05/13 11:23	TH	TAL NC

Client Sample ID: S-021513-SM-115

Lab Sample ID: 240-21158-25
Date Collected: 02/15/13 11:32
Matrix: Solid
Date Received: 02/16/13 09:30
Percent Solids: 80.4

Prep Type	Batch Type	Batch Method	Run	Dilution Factor	Batch Number	Prepared or Analyzed	Analyst	Lab
Total/NA	Prep	3050B			76975	03/01/13 11:23	DE	TAL NC
Total/NA	Analysis	6010B		5	77392	03/05/13 11:18	NJT	TAL NC
Total/NA	Analysis	Moisture		1	77302	03/05/13 11:23	TH	TAL NC

Laboratory References:

TAL NC = TestAmerica Canton, 4101 Shuffel Street NW, North Canton, OH 44720, TEL (330)497-9396

Certification Summary

Client: Conestoga-Rovers & Associates, Inc.
Project/Site: 017324-T07-017, RACER Former MTM

TestAmerica Job ID: 240-21158-3

Laboratory: TestAmerica Canton

All certifications held by this laboratory are listed. Not all certifications are applicable to this report.

Authority	Program	EPA Region	Certification ID	Expiration Date
California	NELAP	9	01144CA	06-30-13
Connecticut	State Program	1	PH-0590	12-31-13
Florida	NELAP	4	E87225	06-30-13
Georgia	State Program	4	N/A	06-30-13
Illinois	NELAP	5	200004	07-31-13
Kansas	NELAP	7	E-10336	01-31-14
Kentucky	State Program	4	58	06-30-13
L-A-B	DoD ELAP		L2315	07-28-13
Minnesota	NELAP	5	039-999-348	12-31-13
Nevada	State Program	9	OH-000482008A	07-31-13
New Jersey	NELAP	2	OH001	06-30-13
New York	NELAP	2	10975	04-01-13
Ohio VAP	State Program	5	CL0024	01-19-14
Pennsylvania	NELAP	3	68-00340	08-31-13
Texas	NELAP	6		08-03-13
USDA	Federal		P330-11-00328	08-26-14
Virginia	NELAP	3	460175	09-14-13
Washington	State Program	10	C971	01-12-14
West Virginia DEP	State Program	3	210	12-31-13
Wisconsin	State Program	5	999518190	08-31-13

CONESTOGA-ROVERS & ASSOCIATES

CHAIN OF CUSTODY RECORD

6520 Corporate Drive, Indianapolis, Indiana 46278
Phone: (317) 291-7007 Fax: (317) 328-2666

COC NO.: IN- 03185
PAGE 1 OF 2
(See Reverse Side for Instructions)

Project No/ Phase/Task Code: 017324-T07-CRA13
Project Name: MTM
Project Location: Muncie In
Chemistry Contact: Michael Richardson
Sampler(s): Sam Melecosky

Laboratory Name: Test America
Lab Contact: Denise Hechler
Lab Location: North Canton
Lab Quote No:

SSOW ID: 017324-T07-017
Cooler No:
Carrier: Fedex
Airbill No: 801937993767
Date Shipped: 2/15/13

from	SAMPLE IDENTIFICATION (Containers for each sample may be combined on one line)	DATE (mm/dd/yy)	TIME (hh:mm)	Matrix Code (see back of COC)	Grab (G) or Comp (C)	Unpreserved	Hydrochloric Acid (HCl)	Nitric Acid (HNO_3)	Sulfuric Acid (H_2SO_4)	Sodium Hydroxide ($NaOH$)	Methanol/Water (Soil VOC)	EnCores 3x5-g, 1x25-g	Other:	Total Containers/Sample	VOC	Reject Moisture Tri Load	MS/MSD Request	COMMENTS/ SPECIAL INSTRUCTIONS:
1	S-021413-SM-085	02/14/13	1420	So	G	1								1		X		Hold
2	-086		1422			1								1		X		Hold
3	-087		1424			1								1		X		Hold
4	-088		1500			1								1		X		Hold
5	-089		1502			1								1		X		Hold
6	S-021413-SM-090	02/14/13	1509			1								1		X		Hold
7	S-021513-SM-097	02/15/13	825			1						3		4	X	X		Hold
8	098		826			1						3		4	X	X		Hold
9	099		827			1						3		4	X	X		Hold
10	100		905			1								1		X		
11	101		906			1								1		X		Hold
12	102		907			1								1		X		Hold
13	103		1000			1								1		X		Hold
14	104		1001			1								1		X		Hold
15	S-021513-SM-105	02/15/13	1002	So	G	1								1		X		Hold

TAT Required in business days (use separate COCs for different TATs):
☐ 1 Day ☐ 2 Days ☐ 3 Days ☐ 1 Week ☐ 2 Week ☒ Other: 5 day

Total Number of Containers: 35
All Samples in Cooler must be on COC

Notes/ Special Requirements:

RELINQUISHED BY	COMPANY	DATE	TIME	RECEIVED BY	COMPANY	DATE	TIME
1.	CRA	2/15/13	1300	1.	TA	2/16/13	930
2.				2.			
3.				3.			

THE CHAIN OF CUSTODY IS A LEGAL DOCUMENT – ALL FIELDS MUST BE COMPLETED ACCURATELY

Distribution: WHITE – Fully Executed Copy (CRA) YELLOW – Receiving Laboratory Copy PINK – Shipper GOLDENROD – Sampling Crew

CONESTOGA-ROVERS & ASSOCIATES

CHAIN OF CUSTODY RECORD

6520 Corporate Drive, Indianapolis, Indiana 46278
Phone: (317) 291-7007 Fax: (317) 328-2666

COC NO.: IN-03186
PAGE 2 OF 2
(See Reverse Side for Instructions)

Project No/ Phase/Task Code: 017324-T07-ERA13
Project Name: MTM
Project Location: Muncie IN
Chemistry Contact: Michael Richardson
Sampler(s): Sam Melecosky

Laboratory Name: Test America
Lab Contact: Denise Heckler
Lab Location: North Canton
Lab Quote No:

SSOW ID: 017324-T07-017
Cooler No:
Carrier: Fedex
Airbill No: 801937993767
Date Shipped: 2/15/13

Item	Sample Identification (Containers for each sample may be combined on one line)	Date (mm/dd/yy)	Time (hh:mm)	Matrix Code (see back of COC)	Grab (G) or Comp (C)	Container Quantity & Preservation: Unpreserved	Hydrochloric Acid (HCl)	Nitric Acid (HNO_3)	Sulfuric Acid (H_2SO_4)	Sodium Hydroxide ($NaOH$)	Methanol/Water (Soil VOC)	EnCores 3x5-g, 1x25-g	Other:	Total Containers/Sample	Analysis Requested: Tot Lead	MS/MSD Request	Comments/ Special Instructions:
1	S-021513-SM-106	02/15/13	1030	SO	G	1								1	X		
2	-107		1031			1								1	X		
3	-108		1032			1								1	X		
4	-109		1033			1								1	X		
5	-110		1115			2								2	X		Hold
6	-111		1117			1								1	X	X	MS/MSD
7	-112		1118			1								1	X		
8	-013		1130			1								1	X		
9	-014		1131			1								1	X		Hold
10	S-021513-SM-015	02/15/13	1132	SO	G	1								1	X		
11														1	X		
12																	Hold
13																	
14																	
15																	

TAT Required in business days (use separate COCs for different TATs):
☐ 1 Day ☐ 2 Days ☐ 3 Days ☐ 1 Week ☐ 2 Week ☐ Other:

Total Number of Containers: 35
All Samples in Cooler must be on COC

Notes/ Special Requirements:

Relinquished By	Company	Date	Time	Received By	Company	Date	Time
1. Sam Melecosky	CRA	2/15/13	1300	1. Wendell Eben	TA	2-16-13	930
2.				2.			
3.				3.			

THE CHAIN OF CUSTODY IS A LEGAL DOCUMENT – ALL FIELDS MUST BE COMPLETED ACCURATELY

Distribution: WHITE – Fully Executed Copy (CRA) YELLOW – Receiving Laboratory Copy PINK – Shipper GOLDENROD – Sampling Crew

Page 24 of 26

3/11/2013

TestAmerica Canton Sample Receipt Form/Narrative Login # : 21158

Client CRA Site Name _____ By: Derek O. Starr

Cooler Received on 2/16/13 Opened on 2/16/13 (Signature)

FedEx: 1st Grd (Exp) UPS FAS Stetson Client Drop Off TestAmerica Courier Other _____

TestAmerica Cooler # No # Foam Box Client Cooler Box Other _____

Packing material used: (Bubble Wrap) Foam (Plastic Bag) None Other _____

COOLANT: (Wet Ice) Blue Ice Dry Ice Water None

1. Cooler temperature upon receipt

IR GUN# 1	(CF –2 °C)	Observed Sample Temp._____°C	Corrected Sample Temp._____°C	
IR GUN# 4G	(CF 0 °C)	Observed Sample Temp. 2.0 °C	Corrected Sample Temp. 2.0 °C	☐ Multiple
IR GUN# 5G	(CF 0 °C)	Observed Sample Temp._____°C	Corrected Sample Temp._____°C	on Back
IR GUN# 8	(CF 0 °C)	Observed Sample Temp._____°C	Corrected Sample Temp._____°C	

2. Were custody seals on the outside of the cooler(s)? If Yes Quantity 0	Yes (No)	
-Were custody seals on the outside of the cooler(s) signed & dated?	Yes (No)	NA
-Were custody seals on the bottle(s)?	Yes (No)	
3. Shippers' packing slip attached to the cooler(s)?	(Yes)	No
4. Did custody papers accompany the sample(s)?	(Yes)	No
5. Were the custody papers relinquished & signed in the appropriate place?	(Yes)	No
6. Did all bottles arrive in good condition (Unbroken)?	(Yes)	No
7. Could all bottle labels be reconciled with the COC?	(Yes)	No
8. Were correct bottle(s) used for the test(s) indicated?	(Yes)	No
9. Sufficient quantity received to perform indicated analyses?	(Yes)	No
10. Were sample(s) at the correct pH upon receipt?	Yes	No (NA)
11. Were VOAs on the COC?	Yes	(No)
12. Were air bubbles >6 mm in any VOA vials?	Yes	No (NA)
13. Was a trip blank present in the cooler(s)?	Yes	(No)

Contacted PM _____ Date _____ by _____ via Verbal Voice Mail Other

Concerning _____

14. CHAIN OF CUSTODY & SAMPLE DISCREPANCIES

15. SAMPLE CONDITION

Sample(s) _____ were received after the recommended holding time had expired.

Sample(s) _____ were received in a broken container.

Sample(s) _____ were received with bubble >6 mm in diameter. (Notify PM)

16. SAMPLE PRESERVATION

Sample(s) _____ were further preserved in Sample Receiving to meet recommended pH level(s). Nitric Acid Lot# 031512-HNO3; Sulfuric Acid Lot# 051012-H2SO4; Sodium Hydroxide Lot# 121809 -NaOH; Hydrochloric Acid Lot# 041911-HCl; Sodium Hydroxide and Zinc Acetate Lot# 100108-(CH3COO)2ZN/NaOH. What time was preservative added to sample(s)? _____

Client ID	pH	Date	Initials

TestAmerica

THE LEADER IN ENVIRONMENTAL TESTING



ANALYTICAL REPORT

TestAmerica Laboratories, Inc.
TestAmerica Canton
4101 Shuffel Street NW
North Canton, OH 44720
Tel: (330)497-9396

TestAmerica Job ID: 240-21184-1
Client Project/Site: 017324-T07-017, RACER Former MTM

For:
Conestoga-Rovers & Associates, Inc.
6520 Corporate Drive
Indianapolis, Indiana 46278

Attn: Mr. Michael Richardson

Denise D Heckler

Authorized for release by:
2/26/2013 2:39:18 PM

Denise Heckler
Project Manager II
denise.heckler@testamericainc.com

LINKS

Review your project results through TotalAccess

Have a Question? Ask The Expert

Visit us at: www.testamericainc.com

This report has been electronically signed and authorized by the signatory. Electronic signature is intended to be the legally binding equivalent of a traditionally handwritten signature.

Results relate only to the items tested and the sample(s) as received by the laboratory.

Table of Contents

Cover Page 1
Table of Contents 2
Definitions/Glossary 3
Case Narrative 4
Method Summary 6
Sample Summary 7
Detection Summary 8
Client Sample Results 10
Surrogate Summary 30
QC Sample Results 31
QC Association Summary 42
Lab Chronicle 44
Certification Summary 46
Chain of Custody 47

Qualifiers

GC/MS VOA

Qualifier	Qualifier Description
U	Indicates the analyte was analyzed for but not detected.
*	LCS or LCSD exceeds the control limits
J	Result is less than the RL but greater than or equal to the MDL and the concentration is an approximate value.
B	Compound was found in the blank and sample.

GC/MS Semi VOA

Qualifier	Qualifier Description
U	Indicates the analyte was analyzed for but not detected.
B	Compound was found in the blank and sample.
J	Result is less than the RL but greater than or equal to the MDL and the concentration is an approximate value.

Glossary

Abbreviation	These commonly used abbreviations may or may not be present in this report.
☼	Listed under the "D" column to designate that the result is reported on a dry weight basis
%R	Percent Recovery
CNF	Contains no Free Liquid
DER	Duplicate error ratio (normalized absolute difference)
DL, RA, RE, IN	Indicates a Dilution, Reanalysis, Re-extraction, or additional Initial metals/anion analysis of the sample
DLC	Decision level concentration
EDL	Estimated Detection Limit
EPA	United States Environmental Protection Agency
MDA	Minimum detectable activity
MDC	Minimum detectable concentration
MDL	Method Detection Limit
ML	Minimum Level (Dioxin)
ND	Not detected at the reporting limit (or MDL or EDL if shown)
PQL	Practical Quantitation Limit
QC	Quality Control
RER	Relative error ratio
RL	Reporting Limit or Requested Limit (Radiochemistry)
RPD	Relative Percent Difference, a measure of the relative difference between two points
TEF	Toxicity Equivalent Factor (Dioxin)
TEQ	Toxicity Equivalent Quotient (Dioxin)

Job ID: 240-21184-1

Laboratory: TestAmerica Canton

Narrative

CASE NARRATIVE

Client: Conestoga-Rovers & Associates, Inc.

Project: 017324-T07-017, RACER Former MTM

Report Number: 240-21184-1

With the exceptions noted as flags or footnotes, standard analytical protocols were followed in the analysis of the samples and no problems were encountered or anomalies observed. In addition all laboratory quality control samples were within established control limits, with any exceptions noted below. Each sample was analyzed to achieve the lowest possible reporting limit within the constraints of the method. In some cases, due to interference or analytes present at high concentrations, samples were diluted. For diluted samples, the reporting limits are adjusted relative to the dilution required.

TestAmerica Canton attests to the validity of the laboratory data generated by TestAmerica facilities reported herein. All analyses performed by TestAmerica facilities were done using established laboratory SOPs that incorporate QA/QC procedures described in the application methods. TestAmerica's operations groups have reviewed the data for compliance with the laboratory QA/QC plan, and data have been found to be compliant with laboratory protocols unless otherwise noted below.

The test results in this report meet all NELAP requirements for parameters for which accreditation is required or available. Any exceptions to NELAP requirements are noted in this report. Pursuant to NELAP, this report may not be reproduced, except in full, without the written approval of the laboratory.

Calculations are performed before rounding to avoid round-off errors in calculated results.

All holding times were met and proper preservation noted for the methods performed on these samples, unless otherwise detailed in the individual sections below.

All solid sample results are reported on an "as received" basis unless otherwise indicated by the presence of a % solids value in the method header.

This laboratory report is confidential and is intended for the sole use of TestAmerica and its client.

RECEIPT

The samples were received on 02/19/2013; the samples arrived in good condition, properly preserved and on ice. The temperature of the coolers at receipt was 4.2 C.

VOLATILE ORGANIC COMPOUNDS (GC-MS)

Samples S-021813-SM-119 (240-21184-4), S-021813-SM-120 (240-21184-5), S-021813-SM-121 (240-21184-6), S-021813-SM-123 (240-21184-8) and S-021813-SM-124 (240-21184-9) were analyzed for volatile organic compounds (GC-MS) in accordance with EPA SW-846 Method 8260B. The samples were prepared on 02/19/2013 and analyzed on 02/21/2013.

Acetone and Methylene Chloride were detected in method blank MB 240-76004/6 at a level that was above the method detection limit but below the reporting limit. The value should be considered an estimate, and has been flagged "J". If the associated sample reported a result above the MDL and/or RL, the result has been "B" flagged.

Several analytes were detected in method blank MB 240-76061/6 at levels that were above the method detection limit but below the reporting limit. The values should be considered estimates, and have been flagged "J". If the associated sample reported a result above the MDL and/or RL, the result has been "B" flagged.

Internal standard (ISTD) response for the following sample was outside control limits: S-021813-SM-123 (240-21184-8). The sample was re-analyzed with concurring results. The original set of data has been reported.

Job ID: 240-21184-1 (Continued)

Laboratory: TestAmerica Canton (Continued)

The laboratory control sample (LCS) for batch 76004 exceeded control limits for the following analyte: Dichlorodifluoromethane. This analyte was biased high in the LCS and was not detected in the associated samples; therefore, the data has been reported.

No other difficulties were encountered during the VOCs analyses.

All other quality control parameters were within the acceptance limits.

SEMIVOLATILE ORGANIC COMPOUNDS (GC-MS)

Samples S-021813-SM-129 (240-21184-14), S-021813-SM-130 (240-21184-15), S-021813-SM-131 (240-21184-16), S-021813-SM-133 (240-21184-18) and S-021813-SM-134 (240-21184-19) were analyzed for semivolatile organic compounds (GC-MS) in accordance with EPA SW-846 Method 8270C. The samples were prepared on 02/20/2013 and analyzed on 02/25/2013.

Bis(2-ethylhexyl) phthalate was detected in method blank MB 240-75907/17-A at a level that was above the method detection limit but below the reporting limit. The value should be considered an estimate, and has been flagged “J”. If the associated sample reported a result above the MDL and/or RL, the result has been “B” flagged.

The continuing calibration verification (CCV) for 2,2'-oxybis(1-chloropropane) associated with batch 76314 recovered above the upper control limit. The samples associated with this CCV were non-detects for the affected analyte; therefore, the data has been reported.

No other difficulties were encountered during the SVOCs analyses.

All other quality control parameters were within the acceptance limits.

Method Summary

Client: Conestoga-Rovers & Associates, Inc.
Project/Site: 017324-T07-017, RACER Former MTM

TestAmerica Job ID: 240-21184-1

Method	Method Description	Protocol	Laboratory
8260B	Volatile Organic Compounds (GC/MS)	SW846	TAL NC
8270C	Semivolatile Organic Compounds (GC/MS)	SW846	TAL NC
Moisture	Percent Moisture	EPA	TAL NC

Protocol References:

EPA = US Environmental Protection Agency

SW846 = "Test Methods For Evaluating Solid Waste, Physical/Chemical Methods", Third Edition, November 1986 And Its Updates.

Laboratory References:

TAL NC = TestAmerica Canton, 4101 Shuffel Street NW, North Canton, OH 44720, TEL (330)497-9396

Sample Summary

Client: Conestoga-Rovers & Associates, Inc.
Project/Site: 017324-T07-017, RACER Former MTM

TestAmerica Job ID: 240-21184-1

Lab Sample ID	Client Sample ID	Matrix	Collected	Received
240-21184-4	S-021813-SM-119	Solid	02/18/13 12:45	02/19/13 08:00
240-21184-5	S-021813-SM-120	Solid	02/18/13 12:46	02/19/13 08:00
240-21184-6	S-021813-SM-121	Solid	02/18/13 12:47	02/19/13 08:00
240-21184-8	S-021813-SM-123	Solid	02/18/13 13:00	02/19/13 08:00
240-21184-9	S-021813-SM-124	Solid	02/18/13 13:01	02/19/13 08:00
240-21184-14	S-021813-SM-129	Solid	02/18/13 15:10	02/19/13 08:00
240-21184-15	S-021813-SM-130	Solid	02/18/13 15:12	02/19/13 08:00
240-21184-16	S-021813-SM-131	Solid	02/18/13 15:15	02/19/13 08:00
240-21184-18	S-021813-SM-133	Solid	02/18/13 15:40	02/19/13 08:00
240-21184-19	S-021813-SM-134	Solid	02/18/13 15:42	02/19/13 08:00

Detection Summary

Client: Conestoga-Rovers & Associates, Inc.
Project/Site: 017324-T07-017, RACER Former MTM

TestAmerica Job ID: 240-21184-1

Client Sample ID: S-021813-SM-119 — Lab Sample ID: 240-21184-4

Analyte	Result	Qualifier	RL	MDL	Unit	Dil Fac	D	Method	Prep Type
Methylene Chloride	2.9	J B	5.2	0.70	ug/Kg	1	☼	8260B	Total/NA
Toluene	0.38	J	5.2	0.28	ug/Kg	1	☼	8260B	Total/NA
Methylcyclohexane	0.42	J	10	0.32	ug/Kg	1	☼	8260B	Total/NA

Client Sample ID: S-021813-SM-120 — Lab Sample ID: 240-21184-5

Analyte	Result	Qualifier	RL	MDL	Unit	Dil Fac	D	Method	Prep Type
Methylene Chloride	1.7	J B	4.5	0.60	ug/Kg	1	☼	8260B	Total/NA

Client Sample ID: S-021813-SM-121 — Lab Sample ID: 240-21184-6

Analyte	Result	Qualifier	RL	MDL	Unit	Dil Fac	D	Method	Prep Type
2-Butanone (MEK)	2.0	J B	18	1.2	ug/Kg	1	☼	8260B	Total/NA
Carbon disulfide	2.3	J	4.4	0.39	ug/Kg	1	☼	8260B	Total/NA
1,1-Dichloroethane	0.61	J	4.4	0.32	ug/Kg	1	☼	8260B	Total/NA
2-Hexanone	0.87	J B	18	0.56	ug/Kg	1	☼	8260B	Total/NA
Styrene	0.15	J	4.4	0.13	ug/Kg	1	☼	8260B	Total/NA
1,2,4-Trichlorobenzene	0.30	J B	4.4	0.24	ug/Kg	1	☼	8260B	Total/NA

Client Sample ID: S-021813-SM-123 — Lab Sample ID: 240-21184-8

Analyte	Result	Qualifier	RL	MDL	Unit	Dil Fac	D	Method	Prep Type
Carbon disulfide	2.0	J	6.1	0.54	ug/Kg	1	☼	8260B	Total/NA
Methylene Chloride	2.7	J B	6.1	0.82	ug/Kg	1	☼	8260B	Total/NA
Trichlorofluoromethane	2.0	J	6.1	0.41	ug/Kg	1	☼	8260B	Total/NA
Methylcyclohexane	0.42	J	12	0.38	ug/Kg	1	☼	8260B	Total/NA

Client Sample ID: S-021813-SM-124 — Lab Sample ID: 240-21184-9

Analyte	Result	Qualifier	RL	MDL	Unit	Dil Fac	D	Method	Prep Type
Toluene	0.35	J	4.1	0.22	ug/Kg	1	☼	8260B	Total/NA

Client Sample ID: S-021813-SM-129 — Lab Sample ID: 240-21184-14

Analyte	Result	Qualifier	RL	MDL	Unit	Dil Fac	D	Method	Prep Type
Bis(2-ethylhexyl) phthalate	34	J B	56	21	ug/Kg	1	☼	8270C	Total/NA

Client Sample ID: S-021813-SM-130 — Lab Sample ID: 240-21184-15

Analyte	Result	Qualifier	RL	MDL	Unit	Dil Fac	D	Method	Prep Type
Bis(2-ethylhexyl) phthalate	42	J B	58	22	ug/Kg	1	☼	8270C	Total/NA

Client Sample ID: S-021813-SM-131 — Lab Sample ID: 240-21184-16

Analyte	Result	Qualifier	RL	MDL	Unit	Dil Fac	D	Method	Prep Type
Bis(2-ethylhexyl) phthalate	60	B	58	22	ug/Kg	1	☼	8270C	Total/NA

Client Sample ID: S-021813-SM-133 — Lab Sample ID: 240-21184-18

This Detection Summary does not include radiochemical test results.

Client Sample ID: S-021813-SM-133 (Continued)

Lab Sample ID: 240-21184-18

Analyte	Result	Qualifier	RL	MDL	Unit	Dil Fac	D	Method	Prep Type
2-Methylnaphthalene	7.6	J	7.8	3.8	ug/Kg	1	☼	8270C	Total/NA
Bis(2-ethylhexyl) phthalate	42	J B	58	22	ug/Kg	1	☼	8270C	Total/NA
Phenanthrene	11		7.8	3.8	ug/Kg	1	☼	8270C	Total/NA

Client Sample ID: S-021813-SM-134

Lab Sample ID: 240-21184-19

Analyte	Result	Qualifier	RL	MDL	Unit	Dil Fac	D	Method	Prep Type
1,1'-Biphenyl	30	J	55	30	ug/Kg	1	☼	8270C	Total/NA
2-Methylnaphthalene	190		7.3	3.6	ug/Kg	1	☼	8270C	Total/NA
Benzo[a]anthracene	13		7.3	3.6	ug/Kg	1	☼	8270C	Total/NA
Benzo[a]pyrene	27		7.3	3.6	ug/Kg	1	☼	8270C	Total/NA
Benzo[b]fluoranthene	26		7.3	3.6	ug/Kg	1	☼	8270C	Total/NA
Benzo[g,h,i]perylene	11		7.3	3.6	ug/Kg	1	☼	8270C	Total/NA
Bis(2-ethylhexyl) phthalate	43	J B	55	21	ug/Kg	1	☼	8270C	Total/NA
Chrysene	24		7.3	1.2	ug/Kg	1	☼	8270C	Total/NA
Dibenzofuran	21	J	55	3.6	ug/Kg	1	☼	8270C	Total/NA
Fluoranthene	18		7.3	3.6	ug/Kg	1	☼	8270C	Total/NA
Fluorene	7.0	J	7.3	3.6	ug/Kg	1	☼	8270C	Total/NA
Naphthalene	67		7.3	3.6	ug/Kg	1	☼	8270C	Total/NA
Phenanthrene	65		7.3	3.6	ug/Kg	1	☼	8270C	Total/NA
Pyrene	23		7.3	3.6	ug/Kg	1	☼	8270C	Total/NA

This Detection Summary does not include radiochemical test results.

Client: Conestoga-Rovers & Associates, Inc.
Project/Site: 017324-T07-017, RACER Former MTM

TestAmerica Job ID: 240-21184-1

Client Sample ID: S-021813-SM-119
Date Collected: 02/18/13 12:45
Date Received: 02/19/13 08:00

Lab Sample ID: 240-21184-4
Matrix: Solid
Percent Solids: 90.5

Method: 8260B - Volatile Organic Compounds (GC/MS)

Analyte	Result	Qualifier	RL	MDL	Unit	D	Prepared	Analyzed	Dil Fac
Acetone	21	U	21	6.6	ug/Kg	☼	02/19/13 15:09	02/21/13 05:15	1
Benzene	5.2	U	5.2	0.24	ug/Kg	☼	02/19/13 15:09	02/21/13 05:15	1
Dichlorobromomethane	5.2	U	5.2	0.29	ug/Kg	☼	02/19/13 15:09	02/21/13 05:15	1
Bromoform	5.2	U	5.2	0.34	ug/Kg	☼	02/19/13 15:09	02/21/13 05:15	1
Bromomethane	5.2	U	5.2	0.56	ug/Kg	☼	02/19/13 15:09	02/21/13 05:15	1
2-Butanone (MEK)	21	U	21	1.5	ug/Kg	☼	02/19/13 15:09	02/21/13 05:15	1
Carbon disulfide	5.2	U	5.2	0.46	ug/Kg	☼	02/19/13 15:09	02/21/13 05:15	1
Carbon tetrachloride	5.2	U	5.2	0.38	ug/Kg	☼	02/19/13 15:09	02/21/13 05:15	1
Chlorobenzene	5.2	U	5.2	0.34	ug/Kg	☼	02/19/13 15:09	02/21/13 05:15	1
Chloroethane	5.2	U	5.2	0.89	ug/Kg	☼	02/19/13 15:09	02/21/13 05:15	1
Chloroform	5.2	U	5.2	0.30	ug/Kg	☼	02/19/13 15:09	02/21/13 05:15	1
Chloromethane	5.2	U	5.2	0.43	ug/Kg	☼	02/19/13 15:09	02/21/13 05:15	1
1,1-Dichloroethane	5.2	U	5.2	0.37	ug/Kg	☼	02/19/13 15:09	02/21/13 05:15	1
1,2-Dichloroethane	5.2	U	5.2	0.35	ug/Kg	☼	02/19/13 15:09	02/21/13 05:15	1
1,1-Dichloroethene	5.2	U	5.2	0.54	ug/Kg	☼	02/19/13 15:09	02/21/13 05:15	1
1,2-Dichloropropane	5.2	U	5.2	0.72	ug/Kg	☼	02/19/13 15:09	02/21/13 05:15	1
cis-1,3-Dichloropropene	5.2	U	5.2	0.35	ug/Kg	☼	02/19/13 15:09	02/21/13 05:15	1
trans-1,3-Dichloropropene	5.2	U	5.2	0.56	ug/Kg	☼	02/19/13 15:09	02/21/13 05:15	1
Ethylbenzene	5.2	U	5.2	0.27	ug/Kg	☼	02/19/13 15:09	02/21/13 05:15	1
2-Hexanone	21	U	21	0.66	ug/Kg	☼	02/19/13 15:09	02/21/13 05:15	1
Methylene Chloride	**2.9**	**J B**	5.2	0.70	ug/Kg	☼	02/19/13 15:09	02/21/13 05:15	1
4-Methyl-2-pentanone (MIBK)	21	U	21	0.56	ug/Kg	☼	02/19/13 15:09	02/21/13 05:15	1
Styrene	5.2	U	5.2	0.16	ug/Kg	☼	02/19/13 15:09	02/21/13 05:15	1
1,1,2,2-Tetrachloroethane	5.2	U	5.2	0.35	ug/Kg	☼	02/19/13 15:09	02/21/13 05:15	1
Tetrachloroethene	5.2	U	5.2	0.54	ug/Kg	☼	02/19/13 15:09	02/21/13 05:15	1
Toluene	**0.38**	**J**	5.2	0.28	ug/Kg	☼	02/19/13 15:09	02/21/13 05:15	1
Trichloroethene	5.2	U	5.2	0.44	ug/Kg	☼	02/19/13 15:09	02/21/13 05:15	1
Vinyl chloride	5.2	U	5.2	0.41	ug/Kg	☼	02/19/13 15:09	02/21/13 05:15	1
Xylenes, Total	10	U	10	0.70	ug/Kg	☼	02/19/13 15:09	02/21/13 05:15	1
1,1,1-Trichloroethane	5.2	U	5.2	0.58	ug/Kg	☼	02/19/13 15:09	02/21/13 05:15	1
1,1,2-Trichloroethane	5.2	U	5.2	0.41	ug/Kg	☼	02/19/13 15:09	02/21/13 05:15	1
Cyclohexane	10	U	10	0.34	ug/Kg	☼	02/19/13 15:09	02/21/13 05:15	1
1,2-Dibromo-3-Chloropropane	10	U	10	1.4	ug/Kg	☼	02/19/13 15:09	02/21/13 05:15	1
Ethylene Dibromide	5.2	U	5.2	0.52	ug/Kg	☼	02/19/13 15:09	02/21/13 05:15	1
Dichlorodifluoromethane	5.2	U *	5.2	0.52	ug/Kg	☼	02/19/13 15:09	02/21/13 05:15	1
cis-1,2-Dichloroethene	5.2	U	5.2	0.37	ug/Kg	☼	02/19/13 15:09	02/21/13 05:15	1
trans-1,2-Dichloroethene	5.2	U	5.2	0.43	ug/Kg	☼	02/19/13 15:09	02/21/13 05:15	1
Isopropylbenzene	5.2	U	5.2	0.17	ug/Kg	☼	02/19/13 15:09	02/21/13 05:15	1
Methyl acetate	10	U	10	1.5	ug/Kg	☼	02/19/13 15:09	02/21/13 05:15	1
Methyl tert-butyl ether	21	U	21	0.45	ug/Kg	☼	02/19/13 15:09	02/21/13 05:15	1
1,1,2-Trichloro-1,2,2-trifluoroethane	5.2	U	5.2	1.4	ug/Kg	☼	02/19/13 15:09	02/21/13 05:15	1
1,2,4-Trichlorobenzene	5.2	U	5.2	0.28	ug/Kg	☼	02/19/13 15:09	02/21/13 05:15	1
1,2-Dichlorobenzene	5.2	U	5.2	0.37	ug/Kg	☼	02/19/13 15:09	02/21/13 05:15	1
1,3-Dichlorobenzene	5.2	U	5.2	0.36	ug/Kg	☼	02/19/13 15:09	02/21/13 05:15	1
1,4-Dichlorobenzene	5.2	U	5.2	0.69	ug/Kg	☼	02/19/13 15:09	02/21/13 05:15	1
Trichlorofluoromethane	5.2	U	5.2	0.35	ug/Kg	☼	02/19/13 15:09	02/21/13 05:15	1
Chlorodibromomethane	5.2	U	5.2	0.57	ug/Kg	☼	02/19/13 15:09	02/21/13 05:15	1
Methylcyclohexane	**0.42**	**J**	10	0.32	ug/Kg	☼	02/19/13 15:09	02/21/13 05:15	1

Client: Conestoga-Rovers & Associates, Inc.
Project/Site: 017324-T07-017, RACER Former MTM

TestAmerica Job ID: 240-21184-1

Client Sample ID: S-021813-SM-119
Date Collected: 02/18/13 12:45
Date Received: 02/19/13 08:00

Lab Sample ID: 240-21184-4
Matrix: Solid
Percent Solids: 90.5

Surrogate	%Recovery	Qualifier	Limits	Prepared	Analyzed	Dil Fac
1,2-Dichloroethane-d4 (Surr)	90		58 - 123	02/19/13 15:09	02/21/13 05:15	1
4-Bromofluorobenzene (Surr)	87		52 - 136	02/19/13 15:09	02/21/13 05:15	1
Toluene-d8 (Surr)	109		67 - 125	02/19/13 15:09	02/21/13 05:15	1
Dibromofluoromethane (Surr)	98		37 - 132	02/19/13 15:09	02/21/13 05:15	1

Client: Conestoga-Rovers & Associates, Inc.
Project/Site: 017324-T07-017, RACER Former MTM

TestAmerica Job ID: 240-21184-1

Client Sample ID: S-021813-SM-120
Date Collected: 02/18/13 12:46
Date Received: 02/19/13 08:00

Lab Sample ID: 240-21184-5
Matrix: Solid
Percent Solids: 87.4

Method: 8260B - Volatile Organic Compounds (GC/MS)

Analyte	Result	Qualifier	RL	MDL	Unit	D	Prepared	Analyzed	Dil Fac
Acetone	18	U	18	5.7	ug/Kg	☼	02/19/13 15:09	02/21/13 05:37	1
Benzene	4.5	U	4.5	0.21	ug/Kg	☼	02/19/13 15:09	02/21/13 05:37	1
Dichlorobromomethane	4.5	U	4.5	0.25	ug/Kg	☼	02/19/13 15:09	02/21/13 05:37	1
Bromoform	4.5	U	4.5	0.30	ug/Kg	☼	02/19/13 15:09	02/21/13 05:37	1
Bromomethane	4.5	U	4.5	0.48	ug/Kg	☼	02/19/13 15:09	02/21/13 05:37	1
2-Butanone (MEK)	18	U	18	1.3	ug/Kg	☼	02/19/13 15:09	02/21/13 05:37	1
Carbon disulfide	4.5	U	4.5	0.39	ug/Kg	☼	02/19/13 15:09	02/21/13 05:37	1
Carbon tetrachloride	4.5	U	4.5	0.33	ug/Kg	☼	02/19/13 15:09	02/21/13 05:37	1
Chlorobenzene	4.5	U	4.5	0.30	ug/Kg	☼	02/19/13 15:09	02/21/13 05:37	1
Chloroethane	4.5	U	4.5	0.77	ug/Kg	☼	02/19/13 15:09	02/21/13 05:37	1
Chloroform	4.5	U	4.5	0.26	ug/Kg	☼	02/19/13 15:09	02/21/13 05:37	1
Chloromethane	4.5	U	4.5	0.37	ug/Kg	☼	02/19/13 15:09	02/21/13 05:37	1
1,1-Dichloroethane	4.5	U	4.5	0.32	ug/Kg	☼	02/19/13 15:09	02/21/13 05:37	1
1,2-Dichloroethane	4.5	U	4.5	0.31	ug/Kg	☼	02/19/13 15:09	02/21/13 05:37	1
1,1-Dichloroethene	4.5	U	4.5	0.47	ug/Kg	☼	02/19/13 15:09	02/21/13 05:37	1
1,2-Dichloropropane	4.5	U	4.5	0.62	ug/Kg	☼	02/19/13 15:09	02/21/13 05:37	1
cis-1,3-Dichloropropene	4.5	U	4.5	0.31	ug/Kg	☼	02/19/13 15:09	02/21/13 05:37	1
trans-1,3-Dichloropropene	4.5	U	4.5	0.48	ug/Kg	☼	02/19/13 15:09	02/21/13 05:37	1
Ethylbenzene	4.5	U	4.5	0.23	ug/Kg	☼	02/19/13 15:09	02/21/13 05:37	1
2-Hexanone	18	U	18	0.57	ug/Kg	☼	02/19/13 15:09	02/21/13 05:37	1
Methylene Chloride	**1.7**	**J B**	4.5	0.60	ug/Kg	☼	02/19/13 15:09	02/21/13 05:37	1
4-Methyl-2-pentanone (MIBK)	18	U	18	0.48	ug/Kg	☼	02/19/13 15:09	02/21/13 05:37	1
Styrene	4.5	U	4.5	0.13	ug/Kg	☼	02/19/13 15:09	02/21/13 05:37	1
1,1,2,2-Tetrachloroethane	4.5	U	4.5	0.31	ug/Kg	☼	02/19/13 15:09	02/21/13 05:37	1
Tetrachloroethene	4.5	U	4.5	0.47	ug/Kg	☼	02/19/13 15:09	02/21/13 05:37	1
Toluene	4.5	U	4.5	0.24	ug/Kg	☼	02/19/13 15:09	02/21/13 05:37	1
Trichloroethene	4.5	U	4.5	0.38	ug/Kg	☼	02/19/13 15:09	02/21/13 05:37	1
Vinyl chloride	4.5	U	4.5	0.35	ug/Kg	☼	02/19/13 15:09	02/21/13 05:37	1
Xylenes, Total	9.0	U	9.0	0.60	ug/Kg	☼	02/19/13 15:09	02/21/13 05:37	1
1,1,1-Trichloroethane	4.5	U	4.5	0.50	ug/Kg	☼	02/19/13 15:09	02/21/13 05:37	1
1,1,2-Trichloroethane	4.5	U	4.5	0.35	ug/Kg	☼	02/19/13 15:09	02/21/13 05:37	1
Cyclohexane	9.0	U	9.0	0.30	ug/Kg	☼	02/19/13 15:09	02/21/13 05:37	1
1,2-Dibromo-3-Chloropropane	9.0	U	9.0	1.2	ug/Kg	☼	02/19/13 15:09	02/21/13 05:37	1
Ethylene Dibromide	4.5	U	4.5	0.45	ug/Kg	☼	02/19/13 15:09	02/21/13 05:37	1
Dichlorodifluoromethane	4.5	U *	4.5	0.45	ug/Kg	☼	02/19/13 15:09	02/21/13 05:37	1
cis-1,2-Dichloroethene	4.5	U	4.5	0.32	ug/Kg	☼	02/19/13 15:09	02/21/13 05:37	1
trans-1,2-Dichloroethene	4.5	U	4.5	0.37	ug/Kg	☼	02/19/13 15:09	02/21/13 05:37	1
Isopropylbenzene	4.5	U	4.5	0.14	ug/Kg	☼	02/19/13 15:09	02/21/13 05:37	1
Methyl acetate	9.0	U	9.0	1.3	ug/Kg	☼	02/19/13 15:09	02/21/13 05:37	1
Methyl tert-butyl ether	18	U	18	0.39	ug/Kg	☼	02/19/13 15:09	02/21/13 05:37	1
1,1,2-Trichloro-1,2,2-trifluoroethane	4.5	U	4.5	1.2	ug/Kg	☼	02/19/13 15:09	02/21/13 05:37	1
1,2,4-Trichlorobenzene	4.5	U	4.5	0.24	ug/Kg	☼	02/19/13 15:09	02/21/13 05:37	1
1,2-Dichlorobenzene	4.5	U	4.5	0.32	ug/Kg	☼	02/19/13 15:09	02/21/13 05:37	1
1,3-Dichlorobenzene	4.5	U	4.5	0.31	ug/Kg	☼	02/19/13 15:09	02/21/13 05:37	1
1,4-Dichlorobenzene	4.5	U	4.5	0.59	ug/Kg	☼	02/19/13 15:09	02/21/13 05:37	1
Trichlorofluoromethane	4.5	U	4.5	0.31	ug/Kg	☼	02/19/13 15:09	02/21/13 05:37	1
Chlorodibromomethane	4.5	U	4.5	0.49	ug/Kg	☼	02/19/13 15:09	02/21/13 05:37	1
Methylcyclohexane	9.0	U	9.0	0.28	ug/Kg	☼	02/19/13 15:09	02/21/13 05:37	1

Client: Conestoga-Rovers & Associates, Inc.
Project/Site: 017324-T07-017, RACER Former MTM

TestAmerica Job ID: 240-21184-1

Client Sample ID: S-021813-SM-120
Date Collected: 02/18/13 12:46
Date Received: 02/19/13 08:00

Lab Sample ID: 240-21184-5
Matrix: Solid
Percent Solids: 87.4

Surrogate	%Recovery	Qualifier	Limits	Prepared	Analyzed	Dil Fac
1,2-Dichloroethane-d4 (Surr)	88		58 - 123	02/19/13 15:09	02/21/13 05:37	1
4-Bromofluorobenzene (Surr)	88		52 - 136	02/19/13 15:09	02/21/13 05:37	1
Toluene-d8 (Surr)	95		67 - 125	02/19/13 15:09	02/21/13 05:37	1
Dibromofluoromethane (Surr)	89		37 - 132	02/19/13 15:09	02/21/13 05:37	1

Client: Conestoga-Rovers & Associates, Inc.
Project/Site: 017324-T07-017, RACER Former MTM

TestAmerica Job ID: 240-21184-1

Client Sample ID: S-021813-SM-121
Date Collected: 02/18/13 12:47
Date Received: 02/19/13 08:00

Lab Sample ID: 240-21184-6
Matrix: Solid
Percent Solids: 86.4

Method: 8260B - Volatile Organic Compounds (GC/MS)

Analyte	Result	Qualifier	RL	MDL	Unit	D	Prepared	Analyzed	Dil Fac
Acetone	18	U	18	5.6	ug/Kg	☼	02/19/13 15:09	02/21/13 16:30	1
Benzene	4.4	U	4.4	0.20	ug/Kg	☼	02/19/13 15:09	02/21/13 16:30	1
Dichlorobromomethane	4.4	U	4.4	0.25	ug/Kg	☼	02/19/13 15:09	02/21/13 16:30	1
Bromoform	4.4	U	4.4	0.29	ug/Kg	☼	02/19/13 15:09	02/21/13 16:30	1
Bromomethane	4.4	U	4.4	0.48	ug/Kg	☼	02/19/13 15:09	02/21/13 16:30	1
2-Butanone (MEK)	**2.0**	**J B**	18	1.2	ug/Kg	☼	02/19/13 15:09	02/21/13 16:30	1
Carbon disulfide	**2.3**	**J**	4.4	0.39	ug/Kg	☼	02/19/13 15:09	02/21/13 16:30	1
Carbon tetrachloride	4.4	U	4.4	0.33	ug/Kg	☼	02/19/13 15:09	02/21/13 16:30	1
Chlorobenzene	4.4	U	4.4	0.29	ug/Kg	☼	02/19/13 15:09	02/21/13 16:30	1
Chloroethane	4.4	U	4.4	0.76	ug/Kg	☼	02/19/13 15:09	02/21/13 16:30	1
Chloroform	4.4	U	4.4	0.26	ug/Kg	☼	02/19/13 15:09	02/21/13 16:30	1
Chloromethane	4.4	U	4.4	0.36	ug/Kg	☼	02/19/13 15:09	02/21/13 16:30	1
1,1-Dichloroethane	**0.61**	**J**	4.4	0.32	ug/Kg	☼	02/19/13 15:09	02/21/13 16:30	1
1,2-Dichloroethane	4.4	U	4.4	0.30	ug/Kg	☼	02/19/13 15:09	02/21/13 16:30	1
1,1-Dichloroethene	4.4	U	4.4	0.46	ug/Kg	☼	02/19/13 15:09	02/21/13 16:30	1
1,2-Dichloropropane	4.4	U	4.4	0.61	ug/Kg	☼	02/19/13 15:09	02/21/13 16:30	1
cis-1,3-Dichloropropene	4.4	U	4.4	0.30	ug/Kg	☼	02/19/13 15:09	02/21/13 16:30	1
trans-1,3-Dichloropropene	4.4	U	4.4	0.48	ug/Kg	☼	02/19/13 15:09	02/21/13 16:30	1
Ethylbenzene	4.4	U	4.4	0.23	ug/Kg	☼	02/19/13 15:09	02/21/13 16:30	1
2-Hexanone	**0.87**	**J B**	18	0.56	ug/Kg	☼	02/19/13 15:09	02/21/13 16:30	1
Methylene Chloride	4.4	U	4.4	0.59	ug/Kg	☼	02/19/13 15:09	02/21/13 16:30	1
4-Methyl-2-pentanone (MIBK)	18	U	18	0.48	ug/Kg	☼	02/19/13 15:09	02/21/13 16:30	1
Styrene	**0.15**	**J**	4.4	0.13	ug/Kg	☼	02/19/13 15:09	02/21/13 16:30	1
1,1,2,2-Tetrachloroethane	4.4	U	4.4	0.30	ug/Kg	☼	02/19/13 15:09	02/21/13 16:30	1
Tetrachloroethene	4.4	U	4.4	0.46	ug/Kg	☼	02/19/13 15:09	02/21/13 16:30	1
Toluene	4.4	U	4.4	0.24	ug/Kg	☼	02/19/13 15:09	02/21/13 16:30	1
Trichloroethene	4.4	U	4.4	0.37	ug/Kg	☼	02/19/13 15:09	02/21/13 16:30	1
Vinyl chloride	4.4	U	4.4	0.34	ug/Kg	☼	02/19/13 15:09	02/21/13 16:30	1
Xylenes, Total	8.8	U	8.8	0.59	ug/Kg	☼	02/19/13 15:09	02/21/13 16:30	1
1,1,1-Trichloroethane	4.4	U	4.4	0.49	ug/Kg	☼	02/19/13 15:09	02/21/13 16:30	1
1,1,2-Trichloroethane	4.4	U	4.4	0.34	ug/Kg	☼	02/19/13 15:09	02/21/13 16:30	1
Cyclohexane	8.8	U	8.8	0.29	ug/Kg	☼	02/19/13 15:09	02/21/13 16:30	1
1,2-Dibromo-3-Chloropropane	8.8	U	8.8	1.1	ug/Kg	☼	02/19/13 15:09	02/21/13 16:30	1
Ethylene Dibromide	4.4	U	4.4	0.44	ug/Kg	☼	02/19/13 15:09	02/21/13 16:30	1
Dichlorodifluoromethane	4.4	U	4.4	0.44	ug/Kg	☼	02/19/13 15:09	02/21/13 16:30	1
cis-1,2-Dichloroethene	4.4	U	4.4	0.32	ug/Kg	☼	02/19/13 15:09	02/21/13 16:30	1
trans-1,2-Dichloroethene	4.4	U	4.4	0.36	ug/Kg	☼	02/19/13 15:09	02/21/13 16:30	1
Isopropylbenzene	4.4	U	4.4	0.14	ug/Kg	☼	02/19/13 15:09	02/21/13 16:30	1
Methyl acetate	8.8	U	8.8	1.2	ug/Kg	☼	02/19/13 15:09	02/21/13 16:30	1
Methyl tert-butyl ether	18	U	18	0.38	ug/Kg	☼	02/19/13 15:09	02/21/13 16:30	1
1,1,2-Trichloro-1,2,2-trifluoroethane	4.4	U	4.4	1.1	ug/Kg	☼	02/19/13 15:09	02/21/13 16:30	1
1,2,4-Trichlorobenzene	**0.30**	**J B**	4.4	0.24	ug/Kg	☼	02/19/13 15:09	02/21/13 16:30	1
1,2-Dichlorobenzene	4.4	U	4.4	0.32	ug/Kg	☼	02/19/13 15:09	02/21/13 16:30	1
1,3-Dichlorobenzene	4.4	U	4.4	0.31	ug/Kg	☼	02/19/13 15:09	02/21/13 16:30	1
1,4-Dichlorobenzene	4.4	U	4.4	0.58	ug/Kg	☼	02/19/13 15:09	02/21/13 16:30	1
Trichlorofluoromethane	4.4	U	4.4	0.30	ug/Kg	☼	02/19/13 15:09	02/21/13 16:30	1
Chlorodibromomethane	4.4	U	4.4	0.49	ug/Kg	☼	02/19/13 15:09	02/21/13 16:30	1
Methylcyclohexane	8.8	U	8.8	0.27	ug/Kg	☼	02/19/13 15:09	02/21/13 16:30	1

Client: Conestoga-Rovers & Associates, Inc.
Project/Site: 017324-T07-017, RACER Former MTM

TestAmerica Job ID: 240-21184-1

Client Sample ID: S-021813-SM-121
Date Collected: 02/18/13 12:47
Date Received: 02/19/13 08:00

Lab Sample ID: 240-21184-6
Matrix: Solid
Percent Solids: 86.4

Surrogate	%Recovery	Qualifier	Limits	Prepared	Analyzed	Dil Fac
1,2-Dichloroethane-d4 (Surr)	92		58 - 123	02/19/13 15:09	02/21/13 16:30	1
4-Bromofluorobenzene (Surr)	97		52 - 136	02/19/13 15:09	02/21/13 16:30	1
Toluene-d8 (Surr)	96		67 - 125	02/19/13 15:09	02/21/13 16:30	1
Dibromofluoromethane (Surr)	78		37 - 132	02/19/13 15:09	02/21/13 16:30	1

Client: Conestoga-Rovers & Associates, Inc.
Project/Site: 017324-T07-017, RACER Former MTM

TestAmerica Job ID: 240-21184-1

Client Sample ID: S-021813-SM-123
Date Collected: 02/18/13 13:00
Date Received: 02/19/13 08:00

Lab Sample ID: 240-21184-8
Matrix: Solid
Percent Solids: 85.3

Method: 8260B - Volatile Organic Compounds (GC/MS)

Analyte	Result	Qualifier	RL	MDL	Unit	D	Prepared	Analyzed	Dil Fac
Acetone	24	U	24	7.7	ug/Kg	☼	02/19/13 15:09	02/21/13 06:19	1
Benzene	6.1	U	6.1	0.28	ug/Kg	☼	02/19/13 15:09	02/21/13 06:19	1
Dichlorobromomethane	6.1	U	6.1	0.34	ug/Kg	☼	02/19/13 15:09	02/21/13 06:19	1
Bromoform	6.1	U	6.1	0.40	ug/Kg	☼	02/19/13 15:09	02/21/13 06:19	1
Bromomethane	6.1	U	6.1	0.66	ug/Kg	☼	02/19/13 15:09	02/21/13 06:19	1
2-Butanone (MEK)	24	U	24	1.7	ug/Kg	☼	02/19/13 15:09	02/21/13 06:19	1
Carbon disulfide	**2.0**	**J**	6.1	0.54	ug/Kg	☼	02/19/13 15:09	02/21/13 06:19	1
Carbon tetrachloride	6.1	U	6.1	0.45	ug/Kg	☼	02/19/13 15:09	02/21/13 06:19	1
Chlorobenzene	6.1	U	6.1	0.40	ug/Kg	☼	02/19/13 15:09	02/21/13 06:19	1
Chloroethane	6.1	U	6.1	1.0	ug/Kg	☼	02/19/13 15:09	02/21/13 06:19	1
Chloroform	6.1	U	6.1	0.35	ug/Kg	☼	02/19/13 15:09	02/21/13 06:19	1
Chloromethane	6.1	U	6.1	0.50	ug/Kg	☼	02/19/13 15:09	02/21/13 06:19	1
1,1-Dichloroethane	6.1	U	6.1	0.44	ug/Kg	☼	02/19/13 15:09	02/21/13 06:19	1
1,2-Dichloroethane	6.1	U	6.1	0.41	ug/Kg	☼	02/19/13 15:09	02/21/13 06:19	1
1,1-Dichloroethene	6.1	U	6.1	0.63	ug/Kg	☼	02/19/13 15:09	02/21/13 06:19	1
1,2-Dichloropropane	6.1	U	6.1	0.84	ug/Kg	☼	02/19/13 15:09	02/21/13 06:19	1
cis-1,3-Dichloropropene	6.1	U	6.1	0.41	ug/Kg	☼	02/19/13 15:09	02/21/13 06:19	1
trans-1,3-Dichloropropene	6.1	U	6.1	0.66	ug/Kg	☼	02/19/13 15:09	02/21/13 06:19	1
Ethylbenzene	6.1	U	6.1	0.32	ug/Kg	☼	02/19/13 15:09	02/21/13 06:19	1
2-Hexanone	24	U	24	0.77	ug/Kg	☼	02/19/13 15:09	02/21/13 06:19	1
Methylene Chloride	**2.7**	**J B**	6.1	0.82	ug/Kg	☼	02/19/13 15:09	02/21/13 06:19	1
4-Methyl-2-pentanone (MIBK)	24	U	24	0.66	ug/Kg	☼	02/19/13 15:09	02/21/13 06:19	1
Styrene	6.1	U	6.1	0.18	ug/Kg	☼	02/19/13 15:09	02/21/13 06:19	1
1,1,2,2-Tetrachloroethane	6.1	U	6.1	0.41	ug/Kg	☼	02/19/13 15:09	02/21/13 06:19	1
Tetrachloroethene	6.1	U	6.1	0.63	ug/Kg	☼	02/19/13 15:09	02/21/13 06:19	1
Toluene	6.1	U	6.1	0.33	ug/Kg	☼	02/19/13 15:09	02/21/13 06:19	1
Trichloroethene	6.1	U	6.1	0.51	ug/Kg	☼	02/19/13 15:09	02/21/13 06:19	1
Vinyl chloride	6.1	U	6.1	0.48	ug/Kg	☼	02/19/13 15:09	02/21/13 06:19	1
Xylenes, Total	12	U	12	0.82	ug/Kg	☼	02/19/13 15:09	02/21/13 06:19	1
1,1,1-Trichloroethane	6.1	U	6.1	0.68	ug/Kg	☼	02/19/13 15:09	02/21/13 06:19	1
1,1,2-Trichloroethane	6.1	U	6.1	0.48	ug/Kg	☼	02/19/13 15:09	02/21/13 06:19	1
Cyclohexane	12	U	12	0.40	ug/Kg	☼	02/19/13 15:09	02/21/13 06:19	1
1,2-Dibromo-3-Chloropropane	12	U	12	1.6	ug/Kg	☼	02/19/13 15:09	02/21/13 06:19	1
Ethylene Dibromide	6.1	U	6.1	0.61	ug/Kg	☼	02/19/13 15:09	02/21/13 06:19	1
Dichlorodifluoromethane	6.1	U *	6.1	0.61	ug/Kg	☼	02/19/13 15:09	02/21/13 06:19	1
cis-1,2-Dichloroethene	6.1	U	6.1	0.44	ug/Kg	☼	02/19/13 15:09	02/21/13 06:19	1
trans-1,2-Dichloroethene	6.1	U	6.1	0.50	ug/Kg	☼	02/19/13 15:09	02/21/13 06:19	1
Isopropylbenzene	6.1	U	6.1	0.20	ug/Kg	☼	02/19/13 15:09	02/21/13 06:19	1
Methyl acetate	12	U	12	1.7	ug/Kg	☼	02/19/13 15:09	02/21/13 06:19	1
Methyl tert-butyl ether	24	U	24	0.52	ug/Kg	☼	02/19/13 15:09	02/21/13 06:19	1
1,1,2-Trichloro-1,2,2-trifluoroethane	6.1	U	6.1	1.6	ug/Kg	☼	02/19/13 15:09	02/21/13 06:19	1
1,2,4-Trichlorobenzene	6.1	U	6.1	0.33	ug/Kg	☼	02/19/13 15:09	02/21/13 06:19	1
1,2-Dichlorobenzene	6.1	U	6.1	0.44	ug/Kg	☼	02/19/13 15:09	02/21/13 06:19	1
1,3-Dichlorobenzene	6.1	U	6.1	0.43	ug/Kg	☼	02/19/13 15:09	02/21/13 06:19	1
1,4-Dichlorobenzene	6.1	U	6.1	0.80	ug/Kg	☼	02/19/13 15:09	02/21/13 06:19	1
Trichlorofluoromethane	**2.0**	**J**	6.1	0.41	ug/Kg	☼	02/19/13 15:09	02/21/13 06:19	1
Chlorodibromomethane	6.1	U	6.1	0.67	ug/Kg	☼	02/19/13 15:09	02/21/13 06:19	1
Methylcyclohexane	**0.42**	**J**	12	0.38	ug/Kg	☼	02/19/13 15:09	02/21/13 06:19	1

Client: Conestoga-Rovers & Associates, Inc.
Project/Site: 017324-T07-017, RACER Former MTM

TestAmerica Job ID: 240-21184-1

Client Sample ID: S-021813-SM-123
Date Collected: 02/18/13 13:00
Date Received: 02/19/13 08:00

Lab Sample ID: 240-21184-8
Matrix: Solid
Percent Solids: 85.3

Surrogate	%Recovery	Qualifier	Limits	Prepared	Analyzed	Dil Fac
1,2-Dichloroethane-d4 (Surr)	86		58 - 123	02/19/13 15:09	02/21/13 06:19	1
4-Bromofluorobenzene (Surr)	66		52 - 136	02/19/13 15:09	02/21/13 06:19	1
Toluene-d8 (Surr)	113		67 - 125	02/19/13 15:09	02/21/13 06:19	1
Dibromofluoromethane (Surr)	93		37 - 132	02/19/13 15:09	02/21/13 06:19	1

Client: Conestoga-Rovers & Associates, Inc.
Project/Site: 017324-T07-017, RACER Former MTM

TestAmerica Job ID: 240-21184-1

Client Sample ID: S-021813-SM-124
Date Collected: 02/18/13 13:01
Date Received: 02/19/13 08:00

Lab Sample ID: 240-21184-9
Matrix: Solid
Percent Solids: 92.5

Method: 8260B - Volatile Organic Compounds (GC/MS)

Analyte	Result	Qualifier	RL	MDL	Unit	D	Prepared	Analyzed	Dil Fac
Acetone	17	U	17	5.2	ug/Kg	☼	02/19/13 15:09	02/21/13 15:26	1
Benzene	4.1	U	4.1	0.19	ug/Kg	☼	02/19/13 15:09	02/21/13 15:26	1
Dichlorobromomethane	4.1	U	4.1	0.23	ug/Kg	☼	02/19/13 15:09	02/21/13 15:26	1
Bromoform	4.1	U	4.1	0.27	ug/Kg	☼	02/19/13 15:09	02/21/13 15:26	1
Bromomethane	4.1	U	4.1	0.45	ug/Kg	☼	02/19/13 15:09	02/21/13 15:26	1
2-Butanone (MEK)	17	U	17	1.2	ug/Kg	☼	02/19/13 15:09	02/21/13 15:26	1
Carbon disulfide	4.1	U	4.1	0.36	ug/Kg	☼	02/19/13 15:09	02/21/13 15:26	1
Carbon tetrachloride	4.1	U	4.1	0.31	ug/Kg	☼	02/19/13 15:09	02/21/13 15:26	1
Chlorobenzene	4.1	U	4.1	0.27	ug/Kg	☼	02/19/13 15:09	02/21/13 15:26	1
Chloroethane	4.1	U	4.1	0.71	ug/Kg	☼	02/19/13 15:09	02/21/13 15:26	1
Chloroform	4.1	U	4.1	0.24	ug/Kg	☼	02/19/13 15:09	02/21/13 15:26	1
Chloromethane	4.1	U	4.1	0.34	ug/Kg	☼	02/19/13 15:09	02/21/13 15:26	1
1,1-Dichloroethane	4.1	U	4.1	0.30	ug/Kg	☼	02/19/13 15:09	02/21/13 15:26	1
1,2-Dichloroethane	4.1	U	4.1	0.28	ug/Kg	☼	02/19/13 15:09	02/21/13 15:26	1
1,1-Dichloroethene	4.1	U	4.1	0.43	ug/Kg	☼	02/19/13 15:09	02/21/13 15:26	1
1,2-Dichloropropane	4.1	U	4.1	0.57	ug/Kg	☼	02/19/13 15:09	02/21/13 15:26	1
cis-1,3-Dichloropropene	4.1	U	4.1	0.28	ug/Kg	☼	02/19/13 15:09	02/21/13 15:26	1
trans-1,3-Dichloropropene	4.1	U	4.1	0.45	ug/Kg	☼	02/19/13 15:09	02/21/13 15:26	1
Ethylbenzene	4.1	U	4.1	0.22	ug/Kg	☼	02/19/13 15:09	02/21/13 15:26	1
2-Hexanone	17	U	17	0.52	ug/Kg	☼	02/19/13 15:09	02/21/13 15:26	1
Methylene Chloride	4.1	U	4.1	0.55	ug/Kg	☼	02/19/13 15:09	02/21/13 15:26	1
4-Methyl-2-pentanone (MIBK)	17	U	17	0.45	ug/Kg	☼	02/19/13 15:09	02/21/13 15:26	1
Styrene	4.1	U	4.1	0.12	ug/Kg	☼	02/19/13 15:09	02/21/13 15:26	1
1,1,2,2-Tetrachloroethane	4.1	U	4.1	0.28	ug/Kg	☼	02/19/13 15:09	02/21/13 15:26	1
Tetrachloroethene	4.1	U	4.1	0.43	ug/Kg	☼	02/19/13 15:09	02/21/13 15:26	1
Toluene	**0.35**	**J**	4.1	0.22	ug/Kg	☼	02/19/13 15:09	02/21/13 15:26	1
Trichloroethene	4.1	U	4.1	0.35	ug/Kg	☼	02/19/13 15:09	02/21/13 15:26	1
Vinyl chloride	4.1	U	4.1	0.32	ug/Kg	☼	02/19/13 15:09	02/21/13 15:26	1
Xylenes, Total	8.3	U	8.3	0.55	ug/Kg	☼	02/19/13 15:09	02/21/13 15:26	1
1,1,1-Trichloroethane	4.1	U	4.1	0.46	ug/Kg	☼	02/19/13 15:09	02/21/13 15:26	1
1,1,2-Trichloroethane	4.1	U	4.1	0.32	ug/Kg	☼	02/19/13 15:09	02/21/13 15:26	1
Cyclohexane	8.3	U	8.3	0.27	ug/Kg	☼	02/19/13 15:09	02/21/13 15:26	1
1,2-Dibromo-3-Chloropropane	8.3	U	8.3	1.1	ug/Kg	☼	02/19/13 15:09	02/21/13 15:26	1
Ethylene Dibromide	4.1	U	4.1	0.41	ug/Kg	☼	02/19/13 15:09	02/21/13 15:26	1
Dichlorodifluoromethane	4.1	U	4.1	0.41	ug/Kg	☼	02/19/13 15:09	02/21/13 15:26	1
cis-1,2-Dichloroethene	4.1	U	4.1	0.30	ug/Kg	☼	02/19/13 15:09	02/21/13 15:26	1
trans-1,2-Dichloroethene	4.1	U	4.1	0.34	ug/Kg	☼	02/19/13 15:09	02/21/13 15:26	1
Isopropylbenzene	4.1	U	4.1	0.13	ug/Kg	☼	02/19/13 15:09	02/21/13 15:26	1
Methyl acetate	8.3	U	8.3	1.2	ug/Kg	☼	02/19/13 15:09	02/21/13 15:26	1
Methyl tert-butyl ether	17	U	17	0.36	ug/Kg	☼	02/19/13 15:09	02/21/13 15:26	1
1,1,2-Trichloro-1,2,2-trifluoroethane	4.1	U	4.1	1.1	ug/Kg	☼	02/19/13 15:09	02/21/13 15:26	1
1,2,4-Trichlorobenzene	4.1	U	4.1	0.22	ug/Kg	☼	02/19/13 15:09	02/21/13 15:26	1
1,2-Dichlorobenzene	4.1	U	4.1	0.30	ug/Kg	☼	02/19/13 15:09	02/21/13 15:26	1
1,3-Dichlorobenzene	4.1	U	4.1	0.29	ug/Kg	☼	02/19/13 15:09	02/21/13 15:26	1
1,4-Dichlorobenzene	4.1	U	4.1	0.55	ug/Kg	☼	02/19/13 15:09	02/21/13 15:26	1
Trichlorofluoromethane	4.1	U	4.1	0.28	ug/Kg	☼	02/19/13 15:09	02/21/13 15:26	1
Chlorodibromomethane	4.1	U	4.1	0.46	ug/Kg	☼	02/19/13 15:09	02/21/13 15:26	1
Methylcyclohexane	8.3	U	8.3	0.26	ug/Kg	☼	02/19/13 15:09	02/21/13 15:26	1

Client: Conestoga-Rovers & Associates, Inc.
Project/Site: 017324-T07-017, RACER Former MTM

TestAmerica Job ID: 240-21184-1

Client Sample ID: S-021813-SM-124
Date Collected: 02/18/13 13:01
Date Received: 02/19/13 08:00

Lab Sample ID: 240-21184-9
Matrix: Solid
Percent Solids: 92.5

Surrogate	%Recovery	Qualifier	Limits	Prepared	Analyzed	Dil Fac
1,2-Dichloroethane-d4 (Surr)	91		58 - 123	02/19/13 15:09	02/21/13 15:26	1
4-Bromofluorobenzene (Surr)	98		52 - 136	02/19/13 15:09	02/21/13 15:26	1
Toluene-d8 (Surr)	98		67 - 125	02/19/13 15:09	02/21/13 15:26	1
Dibromofluoromethane (Surr)	75		37 - 132	02/19/13 15:09	02/21/13 15:26	1

Client: Conestoga-Rovers & Associates, Inc.
Project/Site: 017324-T07-017, RACER Former MTM

TestAmerica Job ID: 240-21184-1

Client Sample ID: S-021813-SM-129
Date Collected: 02/18/13 15:10
Date Received: 02/19/13 08:00

Lab Sample ID: 240-21184-14
Matrix: Solid
Percent Solids: 89.3

Method: 8270C - Semivolatile Organic Compounds (GC/MS)

Analyte	Result	Qualifier	RL	MDL	Unit	D	Prepared	Analyzed	Dil Fac
1,1'-Biphenyl	56	U	56	30	ug/Kg	☼	02/20/13 10:35	02/25/13 13:24	1
2,2'-oxybis[1-chloropropane]	110	U	110	11	ug/Kg	☼	02/20/13 10:35	02/25/13 13:24	1
2,4,5-Trichlorophenol	170	U	170	28	ug/Kg	☼	02/20/13 10:35	02/25/13 13:24	1
2,4,6-Trichlorophenol	170	U	170	89	ug/Kg	☼	02/20/13 10:35	02/25/13 13:24	1
2,4-Dichlorophenol	170	U	170	22	ug/Kg	☼	02/20/13 10:35	02/25/13 13:24	1
2,4-Dimethylphenol	170	U	170	22	ug/Kg	☼	02/20/13 10:35	02/25/13 13:24	1
2,4-Dinitrophenol	370	U	370	89	ug/Kg	☼	02/20/13 10:35	02/25/13 13:24	1
2,4-Dinitrotoluene	220	U	220	30	ug/Kg	☼	02/20/13 10:35	02/25/13 13:24	1
2,6-Dinitrotoluene	220	U	220	23	ug/Kg	☼	02/20/13 10:35	02/25/13 13:24	1
2-Chloronaphthalene	56	U	56	3.7	ug/Kg	☼	02/20/13 10:35	02/25/13 13:24	1
2-Chlorophenol	56	U	56	30	ug/Kg	☼	02/20/13 10:35	02/25/13 13:24	1
2-Methylnaphthalene	7.5	U	7.5	3.7	ug/Kg	☼	02/20/13 10:35	02/25/13 13:24	1
2-Methylphenol	220	U	220	89	ug/Kg	☼	02/20/13 10:35	02/25/13 13:24	1
2-Nitroaniline	220	U	220	10	ug/Kg	☼	02/20/13 10:35	02/25/13 13:24	1
2-Nitrophenol	56	U	56	30	ug/Kg	☼	02/20/13 10:35	02/25/13 13:24	1
3,3'-Dichlorobenzidine	110	U	110	20	ug/Kg	☼	02/20/13 10:35	02/25/13 13:24	1
3-Nitroaniline	220	U	220	18	ug/Kg	☼	02/20/13 10:35	02/25/13 13:24	1
4,6-Dinitro-2-methylphenol	170	U	170	89	ug/Kg	☼	02/20/13 10:35	02/25/13 13:24	1
4-Bromophenyl phenyl ether	56	U	56	15	ug/Kg	☼	02/20/13 10:35	02/25/13 13:24	1
4-Chloro-3-methylphenol	170	U	170	23	ug/Kg	☼	02/20/13 10:35	02/25/13 13:24	1
4-Chloroaniline	170	U	170	19	ug/Kg	☼	02/20/13 10:35	02/25/13 13:24	1
4-Chlorophenyl phenyl ether	56	U	56	15	ug/Kg	☼	02/20/13 10:35	02/25/13 13:24	1
4-Nitroaniline	220	U	220	29	ug/Kg	☼	02/20/13 10:35	02/25/13 13:24	1
4-Nitrophenol	370	U	370	89	ug/Kg	☼	02/20/13 10:35	02/25/13 13:24	1
Acenaphthene	7.5	U	7.5	3.7	ug/Kg	☼	02/20/13 10:35	02/25/13 13:24	1
Acenaphthylene	7.5	U	7.5	3.7	ug/Kg	☼	02/20/13 10:35	02/25/13 13:24	1
Acetophenone	110	U	110	10	ug/Kg	☼	02/20/13 10:35	02/25/13 13:24	1
Anthracene	7.5	U	7.5	3.7	ug/Kg	☼	02/20/13 10:35	02/25/13 13:24	1
Atrazine	220	U	220	10	ug/Kg	☼	02/20/13 10:35	02/25/13 13:24	1
Benzaldehyde	110	U	110	13	ug/Kg	☼	02/20/13 10:35	02/25/13 13:24	1
Benzo[a]anthracene	7.5	U	7.5	3.7	ug/Kg	☼	02/20/13 10:35	02/25/13 13:24	1
Benzo[a]pyrene	7.5	U	7.5	3.7	ug/Kg	☼	02/20/13 10:35	02/25/13 13:24	1
Benzo[b]fluoranthene	7.5	U	7.5	3.7	ug/Kg	☼	02/20/13 10:35	02/25/13 13:24	1
Benzo[g,h,i]perylene	7.5	U	7.5	3.7	ug/Kg	☼	02/20/13 10:35	02/25/13 13:24	1
Benzo[k]fluoranthene	7.5	U	7.5	3.7	ug/Kg	☼	02/20/13 10:35	02/25/13 13:24	1
Bis(2-chloroethoxy)methane	110	U	110	25	ug/Kg	☼	02/20/13 10:35	02/25/13 13:24	1
Bis(2-chloroethyl)ether	110	U	110	2.2	ug/Kg	☼	02/20/13 10:35	02/25/13 13:24	1
Bis(2-ethylhexyl) phthalate	**34**	**J B**	56	21	ug/Kg	☼	02/20/13 10:35	02/25/13 13:24	1
Butyl benzyl phthalate	56	U	56	11	ug/Kg	☼	02/20/13 10:35	02/25/13 13:24	1
Caprolactam	370	U	370	41	ug/Kg	☼	02/20/13 10:35	02/25/13 13:24	1
Carbazole	56	U	56	30	ug/Kg	☼	02/20/13 10:35	02/25/13 13:24	1
Chrysene	7.5	U	7.5	1.2	ug/Kg	☼	02/20/13 10:35	02/25/13 13:24	1
Dibenz(a,h)anthracene	7.5	U	7.5	3.7	ug/Kg	☼	02/20/13 10:35	02/25/13 13:24	1
Dibenzofuran	56	U	56	3.7	ug/Kg	☼	02/20/13 10:35	02/25/13 13:24	1
Diethyl phthalate	56	U	56	18	ug/Kg	☼	02/20/13 10:35	02/25/13 13:24	1
Dimethyl phthalate	56	U	56	19	ug/Kg	☼	02/20/13 10:35	02/25/13 13:24	1
Di-n-butyl phthalate	56	U	56	17	ug/Kg	☼	02/20/13 10:35	02/25/13 13:24	1
Di-n-octyl phthalate	56	U	56	30	ug/Kg	☼	02/20/13 10:35	02/25/13 13:24	1
Fluoranthene	7.5	U	7.5	3.7	ug/Kg	☼	02/20/13 10:35	02/25/13 13:24	1

Client: Conestoga-Rovers & Associates, Inc.
Project/Site: 017324-T07-017, RACER Former MTM

TestAmerica Job ID: 240-21184-1

Client Sample ID: S-021813-SM-129
Date Collected: 02/18/13 15:10
Date Received: 02/19/13 08:00

Lab Sample ID: 240-21184-14
Matrix: Solid
Percent Solids: 89.3

Method: 8270C - Semivolatile Organic Compounds (GC/MS) (Continued)

Analyte	Result	Qualifier	RL	MDL	Unit	D	Prepared	Analyzed	Dil Fac
Fluorene	7.5	U	7.5	3.7	ug/Kg	☼	02/20/13 10:35	02/25/13 13:24	1
Hexachlorobenzene	7.5	U	7.5	2.3	ug/Kg	☼	02/20/13 10:35	02/25/13 13:24	1
Hexachlorobutadiene	56	U	56	30	ug/Kg	☼	02/20/13 10:35	02/25/13 13:24	1
Hexachlorocyclopentadiene	370	U	370	30	ug/Kg	☼	02/20/13 10:35	02/25/13 13:24	1
Hexachloroethane	56	U	56	10	ug/Kg	☼	02/20/13 10:35	02/25/13 13:24	1
Indeno[1,2,3-cd]pyrene	7.5	U	7.5	3.7	ug/Kg	☼	02/20/13 10:35	02/25/13 13:24	1
Isophorone	56	U	56	15	ug/Kg	☼	02/20/13 10:35	02/25/13 13:24	1
Naphthalene	7.5	U	7.5	3.7	ug/Kg	☼	02/20/13 10:35	02/25/13 13:24	1
Nitrobenzene	110	U	110	2.5	ug/Kg	☼	02/20/13 10:35	02/25/13 13:24	1
N-Nitrosodi-n-propylamine	56	U	56	30	ug/Kg	☼	02/20/13 10:35	02/25/13 13:24	1
N-Nitrosodiphenylamine	56	U	56	23	ug/Kg	☼	02/20/13 10:35	02/25/13 13:24	1
Pentachlorophenol	170	U	170	89	ug/Kg	☼	02/20/13 10:35	02/25/13 13:24	1
Phenol	56	U	56	30	ug/Kg	☼	02/20/13 10:35	02/25/13 13:24	1
Phenanthrene	7.5	U	7.5	3.7	ug/Kg	☼	02/20/13 10:35	02/25/13 13:24	1
Pyrene	7.5	U	7.5	3.7	ug/Kg	☼	02/20/13 10:35	02/25/13 13:24	1
3 & 4 Methylphenol	450	U	450	22	ug/Kg	☼	02/20/13 10:35	02/25/13 13:24	1

Surrogate	*%Recovery*	*Qualifier*	*Limits*	*Prepared*	*Analyzed*	*Dil Fac*
2-Fluorobiphenyl (Surr)	*53*		*24 - 110*	*02/20/13 10:35*	*02/25/13 13:24*	*1*
2-Fluorophenol (Surr)	*65*		*24 - 110*	*02/20/13 10:35*	*02/25/13 13:24*	*1*
2,4,6-Tribromophenol (Surr)	*43*		*10 - 110*	*02/20/13 10:35*	*02/25/13 13:24*	*1*
Nitrobenzene-d5 (Surr)	*54*		*20 - 110*	*02/20/13 10:35*	*02/25/13 13:24*	*1*
Phenol-d5 (Surr)	*71*		*26 - 110*	*02/20/13 10:35*	*02/25/13 13:24*	*1*
Terphenyl-d14 (Surr)	*71*		*36 - 110*	*02/20/13 10:35*	*02/25/13 13:24*	*1*

Client: Conestoga-Rovers & Associates, Inc.
Project/Site: 017324-T07-017, RACER Former MTM

TestAmerica Job ID: 240-21184-1

Client Sample ID: S-021813-SM-130
Date Collected: 02/18/13 15:12
Date Received: 02/19/13 08:00

Lab Sample ID: 240-21184-15
Matrix: Solid
Percent Solids: 86.3

Method: 8270C - Semivolatile Organic Compounds (GC/MS)

Analyte	Result	Qualifier	RL	MDL	Unit	D	Prepared	Analyzed	Dil Fac
1,1'-Biphenyl	58	U	58	31	ug/Kg	☼	02/20/13 10:35	02/25/13 13:47	1
2,2'-oxybis[1-chloropropane]	120	U	120	11	ug/Kg	☼	02/20/13 10:35	02/25/13 13:47	1
2,4,5-Trichlorophenol	170	U	170	29	ug/Kg	☼	02/20/13 10:35	02/25/13 13:47	1
2,4,6-Trichlorophenol	170	U	170	93	ug/Kg	☼	02/20/13 10:35	02/25/13 13:47	1
2,4-Dichlorophenol	170	U	170	23	ug/Kg	☼	02/20/13 10:35	02/25/13 13:47	1
2,4-Dimethylphenol	170	U	170	23	ug/Kg	☼	02/20/13 10:35	02/25/13 13:47	1
2,4-Dinitrophenol	380	U	380	93	ug/Kg	☼	02/20/13 10:35	02/25/13 13:47	1
2,4-Dinitrotoluene	230	U	230	31	ug/Kg	☼	02/20/13 10:35	02/25/13 13:47	1
2,6-Dinitrotoluene	230	U	230	24	ug/Kg	☼	02/20/13 10:35	02/25/13 13:47	1
2-Chloronaphthalene	58	U	58	3.8	ug/Kg	☼	02/20/13 10:35	02/25/13 13:47	1
2-Chlorophenol	58	U	58	31	ug/Kg	☼	02/20/13 10:35	02/25/13 13:47	1
2-Methylnaphthalene	7.7	U	7.7	3.8	ug/Kg	☼	02/20/13 10:35	02/25/13 13:47	1
2-Methylphenol	230	U	230	93	ug/Kg	☼	02/20/13 10:35	02/25/13 13:47	1
2-Nitroaniline	230	U	230	11	ug/Kg	☼	02/20/13 10:35	02/25/13 13:47	1
2-Nitrophenol	58	U	58	31	ug/Kg	☼	02/20/13 10:35	02/25/13 13:47	1
3,3'-Dichlorobenzidine	120	U	120	21	ug/Kg	☼	02/20/13 10:35	02/25/13 13:47	1
3-Nitroaniline	230	U	230	19	ug/Kg	☼	02/20/13 10:35	02/25/13 13:47	1
4,6-Dinitro-2-methylphenol	170	U	170	93	ug/Kg	☼	02/20/13 10:35	02/25/13 13:47	1
4-Bromophenyl phenyl ether	58	U	58	15	ug/Kg	☼	02/20/13 10:35	02/25/13 13:47	1
4-Chloro-3-methylphenol	170	U	170	24	ug/Kg	☼	02/20/13 10:35	02/25/13 13:47	1
4-Chloroaniline	170	U	170	20	ug/Kg	☼	02/20/13 10:35	02/25/13 13:47	1
4-Chlorophenyl phenyl ether	58	U	58	15	ug/Kg	☼	02/20/13 10:35	02/25/13 13:47	1
4-Nitroaniline	230	U	230	30	ug/Kg	☼	02/20/13 10:35	02/25/13 13:47	1
4-Nitrophenol	380	U	380	93	ug/Kg	☼	02/20/13 10:35	02/25/13 13:47	1
Acenaphthene	7.7	U	7.7	3.8	ug/Kg	☼	02/20/13 10:35	02/25/13 13:47	1
Acenaphthylene	7.7	U	7.7	3.8	ug/Kg	☼	02/20/13 10:35	02/25/13 13:47	1
Acetophenone	120	U	120	11	ug/Kg	☼	02/20/13 10:35	02/25/13 13:47	1
Anthracene	7.7	U	7.7	3.8	ug/Kg	☼	02/20/13 10:35	02/25/13 13:47	1
Atrazine	230	U	230	11	ug/Kg	☼	02/20/13 10:35	02/25/13 13:47	1
Benzaldehyde	120	U	120	14	ug/Kg	☼	02/20/13 10:35	02/25/13 13:47	1
Benzo[a]anthracene	7.7	U	7.7	3.8	ug/Kg	☼	02/20/13 10:35	02/25/13 13:47	1
Benzo[a]pyrene	7.7	U	7.7	3.8	ug/Kg	☼	02/20/13 10:35	02/25/13 13:47	1
Benzo[b]fluoranthene	7.7	U	7.7	3.8	ug/Kg	☼	02/20/13 10:35	02/25/13 13:47	1
Benzo[g,h,i]perylene	7.7	U	7.7	3.8	ug/Kg	☼	02/20/13 10:35	02/25/13 13:47	1
Benzo[k]fluoranthene	7.7	U	7.7	3.8	ug/Kg	☼	02/20/13 10:35	02/25/13 13:47	1
Bis(2-chloroethoxy)methane	120	U	120	25	ug/Kg	☼	02/20/13 10:35	02/25/13 13:47	1
Bis(2-chloroethyl)ether	120	U	120	2.3	ug/Kg	☼	02/20/13 10:35	02/25/13 13:47	1
Bis(2-ethylhexyl) phthalate	**42**	**J B**	58	22	ug/Kg	☼	02/20/13 10:35	02/25/13 13:47	1
Butyl benzyl phthalate	58	U	58	12	ug/Kg	☼	02/20/13 10:35	02/25/13 13:47	1
Caprolactam	380	U	380	43	ug/Kg	☼	02/20/13 10:35	02/25/13 13:47	1
Carbazole	58	U	58	31	ug/Kg	☼	02/20/13 10:35	02/25/13 13:47	1
Chrysene	7.7	U	7.7	1.3	ug/Kg	☼	02/20/13 10:35	02/25/13 13:47	1
Dibenz(a,h)anthracene	7.7	U	7.7	3.8	ug/Kg	☼	02/20/13 10:35	02/25/13 13:47	1
Dibenzofuran	58	U	58	3.8	ug/Kg	☼	02/20/13 10:35	02/25/13 13:47	1
Diethyl phthalate	58	U	58	19	ug/Kg	☼	02/20/13 10:35	02/25/13 13:47	1
Dimethyl phthalate	58	U	58	20	ug/Kg	☼	02/20/13 10:35	02/25/13 13:47	1
Di-n-butyl phthalate	58	U	58	17	ug/Kg	☼	02/20/13 10:35	02/25/13 13:47	1
Di-n-octyl phthalate	58	U	58	31	ug/Kg	☼	02/20/13 10:35	02/25/13 13:47	1
Fluoranthene	7.7	U	7.7	3.8	ug/Kg	☼	02/20/13 10:35	02/25/13 13:47	1

Client: Conestoga-Rovers & Associates, Inc.
Project/Site: 017324-T07-017, RACER Former MTM

TestAmerica Job ID: 240-21184-1

Client Sample ID: S-021813-SM-130
Date Collected: 02/18/13 15:12
Date Received: 02/19/13 08:00

Lab Sample ID: 240-21184-15
Matrix: Solid
Percent Solids: 86.3

Method: 8270C - Semivolatile Organic Compounds (GC/MS) (Continued)

Analyte	Result	Qualifier	RL	MDL	Unit	D	Prepared	Analyzed	Dil Fac
Fluorene	7.7	U	7.7	3.8	ug/Kg	☼	02/20/13 10:35	02/25/13 13:47	1
Hexachlorobenzene	7.7	U	7.7	2.4	ug/Kg	☼	02/20/13 10:35	02/25/13 13:47	1
Hexachlorobutadiene	58	U	58	31	ug/Kg	☼	02/20/13 10:35	02/25/13 13:47	1
Hexachlorocyclopentadiene	380	U	380	31	ug/Kg	☼	02/20/13 10:35	02/25/13 13:47	1
Hexachloroethane	58	U	58	10	ug/Kg	☼	02/20/13 10:35	02/25/13 13:47	1
Indeno[1,2,3-cd]pyrene	7.7	U	7.7	3.8	ug/Kg	☼	02/20/13 10:35	02/25/13 13:47	1
Isophorone	58	U	58	15	ug/Kg	☼	02/20/13 10:35	02/25/13 13:47	1
Naphthalene	7.7	U	7.7	3.8	ug/Kg	☼	02/20/13 10:35	02/25/13 13:47	1
Nitrobenzene	120	U	120	2.5	ug/Kg	☼	02/20/13 10:35	02/25/13 13:47	1
N-Nitrosodi-n-propylamine	58	U	58	31	ug/Kg	☼	02/20/13 10:35	02/25/13 13:47	1
N-Nitrosodiphenylamine	58	U	58	24	ug/Kg	☼	02/20/13 10:35	02/25/13 13:47	1
Pentachlorophenol	170	U	170	93	ug/Kg	☼	02/20/13 10:35	02/25/13 13:47	1
Phenol	58	U	58	31	ug/Kg	☼	02/20/13 10:35	02/25/13 13:47	1
Phenanthrene	7.7	U	7.7	3.8	ug/Kg	☼	02/20/13 10:35	02/25/13 13:47	1
Pyrene	7.7	U	7.7	3.8	ug/Kg	☼	02/20/13 10:35	02/25/13 13:47	1
3 & 4 Methylphenol	460	U	460	23	ug/Kg	☼	02/20/13 10:35	02/25/13 13:47	1

Surrogate	*%Recovery*	*Qualifier*	*Limits*	*Prepared*	*Analyzed*	*Dil Fac*
2-Fluorobiphenyl (Surr)	*52*		*24 - 110*	*02/20/13 10:35*	*02/25/13 13:47*	*1*
2-Fluorophenol (Surr)	*72*		*24 - 110*	*02/20/13 10:35*	*02/25/13 13:47*	*1*
2,4,6-Tribromophenol (Surr)	*51*		*10 - 110*	*02/20/13 10:35*	*02/25/13 13:47*	*1*
Nitrobenzene-d5 (Surr)	*58*		*20 - 110*	*02/20/13 10:35*	*02/25/13 13:47*	*1*
Phenol-d5 (Surr)	*73*		*26 - 110*	*02/20/13 10:35*	*02/25/13 13:47*	*1*
Terphenyl-d14 (Surr)	*70*		*36 - 110*	*02/20/13 10:35*	*02/25/13 13:47*	*1*

Client: Conestoga-Rovers & Associates, Inc.
Project/Site: 017324-T07-017, RACER Former MTM

TestAmerica Job ID: 240-21184-1

Client Sample ID: S-021813-SM-131
Date Collected: 02/18/13 15:15
Date Received: 02/19/13 08:00

Lab Sample ID: 240-21184-16
Matrix: Solid
Percent Solids: 86.5

Method: 8270C - Semivolatile Organic Compounds (GC/MS)

Analyte	Result	Qualifier	RL	MDL	Unit	D	Prepared	Analyzed	Dil Fac
1,1'-Biphenyl	58	U	58	31	ug/Kg	☼	02/20/13 10:35	02/25/13 14:11	1
2,2'-oxybis[1-chloropropane]	120	U	120	11	ug/Kg	☼	02/20/13 10:35	02/25/13 14:11	1
2,4,5-Trichlorophenol	170	U	170	29	ug/Kg	☼	02/20/13 10:35	02/25/13 14:11	1
2,4,6-Trichlorophenol	170	U	170	92	ug/Kg	☼	02/20/13 10:35	02/25/13 14:11	1
2,4-Dichlorophenol	170	U	170	23	ug/Kg	☼	02/20/13 10:35	02/25/13 14:11	1
2,4-Dimethylphenol	170	U	170	23	ug/Kg	☼	02/20/13 10:35	02/25/13 14:11	1
2,4-Dinitrophenol	380	U	380	92	ug/Kg	☼	02/20/13 10:35	02/25/13 14:11	1
2,4-Dinitrotoluene	230	U	230	31	ug/Kg	☼	02/20/13 10:35	02/25/13 14:11	1
2,6-Dinitrotoluene	230	U	230	24	ug/Kg	☼	02/20/13 10:35	02/25/13 14:11	1
2-Chloronaphthalene	58	U	58	3.8	ug/Kg	☼	02/20/13 10:35	02/25/13 14:11	1
2-Chlorophenol	58	U	58	31	ug/Kg	☼	02/20/13 10:35	02/25/13 14:11	1
2-Methylnaphthalene	7.7	U	7.7	3.8	ug/Kg	☼	02/20/13 10:35	02/25/13 14:11	1
2-Methylphenol	230	U	230	92	ug/Kg	☼	02/20/13 10:35	02/25/13 14:11	1
2-Nitroaniline	230	U	230	10	ug/Kg	☼	02/20/13 10:35	02/25/13 14:11	1
2-Nitrophenol	58	U	58	31	ug/Kg	☼	02/20/13 10:35	02/25/13 14:11	1
3,3'-Dichlorobenzidine	120	U	120	21	ug/Kg	☼	02/20/13 10:35	02/25/13 14:11	1
3-Nitroaniline	230	U	230	18	ug/Kg	☼	02/20/13 10:35	02/25/13 14:11	1
4,6-Dinitro-2-methylphenol	170	U	170	92	ug/Kg	☼	02/20/13 10:35	02/25/13 14:11	1
4-Bromophenyl phenyl ether	58	U	58	15	ug/Kg	☼	02/20/13 10:35	02/25/13 14:11	1
4-Chloro-3-methylphenol	170	U	170	24	ug/Kg	☼	02/20/13 10:35	02/25/13 14:11	1
4-Chloroaniline	170	U	170	20	ug/Kg	☼	02/20/13 10:35	02/25/13 14:11	1
4-Chlorophenyl phenyl ether	58	U	58	15	ug/Kg	☼	02/20/13 10:35	02/25/13 14:11	1
4-Nitroaniline	230	U	230	30	ug/Kg	☼	02/20/13 10:35	02/25/13 14:11	1
4-Nitrophenol	380	U	380	92	ug/Kg	☼	02/20/13 10:35	02/25/13 14:11	1
Acenaphthene	7.7	U	7.7	3.8	ug/Kg	☼	02/20/13 10:35	02/25/13 14:11	1
Acenaphthylene	7.7	U	7.7	3.8	ug/Kg	☼	02/20/13 10:35	02/25/13 14:11	1
Acetophenone	120	U	120	11	ug/Kg	☼	02/20/13 10:35	02/25/13 14:11	1
Anthracene	7.7	U	7.7	3.8	ug/Kg	☼	02/20/13 10:35	02/25/13 14:11	1
Atrazine	230	U	230	10	ug/Kg	☼	02/20/13 10:35	02/25/13 14:11	1
Benzaldehyde	120	U	120	14	ug/Kg	☼	02/20/13 10:35	02/25/13 14:11	1
Benzo[a]anthracene	7.7	U	7.7	3.8	ug/Kg	☼	02/20/13 10:35	02/25/13 14:11	1
Benzo[a]pyrene	7.7	U	7.7	3.8	ug/Kg	☼	02/20/13 10:35	02/25/13 14:11	1
Benzo[b]fluoranthene	7.7	U	7.7	3.8	ug/Kg	☼	02/20/13 10:35	02/25/13 14:11	1
Benzo[g,h,i]perylene	7.7	U	7.7	3.8	ug/Kg	☼	02/20/13 10:35	02/25/13 14:11	1
Benzo[k]fluoranthene	7.7	U	7.7	3.8	ug/Kg	☼	02/20/13 10:35	02/25/13 14:11	1
Bis(2-chloroethoxy)methane	120	U	120	25	ug/Kg	☼	02/20/13 10:35	02/25/13 14:11	1
Bis(2-chloroethyl)ether	120	U	120	2.3	ug/Kg	☼	02/20/13 10:35	02/25/13 14:11	1
Bis(2-ethylhexyl) phthalate	**60**	**B**	58	22	ug/Kg	☼	02/20/13 10:35	02/25/13 14:11	1
Butyl benzyl phthalate	58	U	58	12	ug/Kg	☼	02/20/13 10:35	02/25/13 14:11	1
Caprolactam	380	U	380	43	ug/Kg	☼	02/20/13 10:35	02/25/13 14:11	1
Carbazole	58	U	58	31	ug/Kg	☼	02/20/13 10:35	02/25/13 14:11	1
Chrysene	7.7	U	7.7	1.3	ug/Kg	☼	02/20/13 10:35	02/25/13 14:11	1
Dibenz(a,h)anthracene	7.7	U	7.7	3.8	ug/Kg	☼	02/20/13 10:35	02/25/13 14:11	1
Dibenzofuran	58	U	58	3.8	ug/Kg	☼	02/20/13 10:35	02/25/13 14:11	1
Diethyl phthalate	58	U	58	18	ug/Kg	☼	02/20/13 10:35	02/25/13 14:11	1
Dimethyl phthalate	58	U	58	20	ug/Kg	☼	02/20/13 10:35	02/25/13 14:11	1
Di-n-butyl phthalate	58	U	58	17	ug/Kg	☼	02/20/13 10:35	02/25/13 14:11	1
Di-n-octyl phthalate	58	U	58	31	ug/Kg	☼	02/20/13 10:35	02/25/13 14:11	1
Fluoranthene	7.7	U	7.7	3.8	ug/Kg	☼	02/20/13 10:35	02/25/13 14:11	1

Client: Conestoga-Rovers & Associates, Inc.
Project/Site: 017324-T07-017, RACER Former MTM

TestAmerica Job ID: 240-21184-1

Client Sample ID: S-021813-SM-131
Date Collected: 02/18/13 15:15
Date Received: 02/19/13 08:00

Lab Sample ID: 240-21184-16
Matrix: Solid
Percent Solids: 86.5

Method: 8270C - Semivolatile Organic Compounds (GC/MS) (Continued)

Analyte	Result	Qualifier	RL	MDL	Unit	D	Prepared	Analyzed	Dil Fac
Fluorene	7.7	U	7.7	3.8	ug/Kg	☼	02/20/13 10:35	02/25/13 14:11	1
Hexachlorobenzene	7.7	U	7.7	2.4	ug/Kg	☼	02/20/13 10:35	02/25/13 14:11	1
Hexachlorobutadiene	58	U	58	31	ug/Kg	☼	02/20/13 10:35	02/25/13 14:11	1
Hexachlorocyclopentadiene	380	U	380	31	ug/Kg	☼	02/20/13 10:35	02/25/13 14:11	1
Hexachloroethane	58	U	58	10	ug/Kg	☼	02/20/13 10:35	02/25/13 14:11	1
Indeno[1,2,3-cd]pyrene	7.7	U	7.7	3.8	ug/Kg	☼	02/20/13 10:35	02/25/13 14:11	1
Isophorone	58	U	58	15	ug/Kg	☼	02/20/13 10:35	02/25/13 14:11	1
Naphthalene	7.7	U	7.7	3.8	ug/Kg	☼	02/20/13 10:35	02/25/13 14:11	1
Nitrobenzene	120	U	120	2.5	ug/Kg	☼	02/20/13 10:35	02/25/13 14:11	1
N-Nitrosodi-n-propylamine	58	U	58	31	ug/Kg	☼	02/20/13 10:35	02/25/13 14:11	1
N-Nitrosodiphenylamine	58	U	58	24	ug/Kg	☼	02/20/13 10:35	02/25/13 14:11	1
Pentachlorophenol	170	U	170	92	ug/Kg	☼	02/20/13 10:35	02/25/13 14:11	1
Phenol	58	U	58	31	ug/Kg	☼	02/20/13 10:35	02/25/13 14:11	1
Phenanthrene	7.7	U	7.7	3.8	ug/Kg	☼	02/20/13 10:35	02/25/13 14:11	1
Pyrene	7.7	U	7.7	3.8	ug/Kg	☼	02/20/13 10:35	02/25/13 14:11	1
3 & 4 Methylphenol	460	U	460	23	ug/Kg	☼	02/20/13 10:35	02/25/13 14:11	1

Surrogate	*%Recovery*	*Qualifier*	*Limits*	*Prepared*	*Analyzed*	*Dil Fac*
2-Fluorobiphenyl (Surr)	*59*		*24 - 110*	*02/20/13 10:35*	*02/25/13 14:11*	*1*
2-Fluorophenol (Surr)	*73*		*24 - 110*	*02/20/13 10:35*	*02/25/13 14:11*	*1*
2,4,6-Tribromophenol (Surr)	*56*		*10 - 110*	*02/20/13 10:35*	*02/25/13 14:11*	*1*
Nitrobenzene-d5 (Surr)	*60*		*20 - 110*	*02/20/13 10:35*	*02/25/13 14:11*	*1*
Phenol-d5 (Surr)	*78*		*26 - 110*	*02/20/13 10:35*	*02/25/13 14:11*	*1*
Terphenyl-d14 (Surr)	*74*		*36 - 110*	*02/20/13 10:35*	*02/25/13 14:11*	*1*

Client: Conestoga-Rovers & Associates, Inc.
Project/Site: 017324-T07-017, RACER Former MTM

TestAmerica Job ID: 240-21184-1

Client Sample ID: S-021813-SM-133
Date Collected: 02/18/13 15:40
Date Received: 02/19/13 08:00

Lab Sample ID: 240-21184-18
Matrix: Solid
Percent Solids: 85.5

Method: 8270C - Semivolatile Organic Compounds (GC/MS)

Analyte	Result	Qualifier	RL	MDL	Unit	D	Prepared	Analyzed	Dil Fac
1,1'-Biphenyl	58	U	58	31	ug/Kg	☼	02/20/13 10:35	02/25/13 14:34	1
2,2'-oxybis[1-chloropropane]	120	U	120	11	ug/Kg	☼	02/20/13 10:35	02/25/13 14:34	1
2,4,5-Trichlorophenol	170	U	170	29	ug/Kg	☼	02/20/13 10:35	02/25/13 14:34	1
2,4,6-Trichlorophenol	170	U	170	93	ug/Kg	☼	02/20/13 10:35	02/25/13 14:34	1
2,4-Dichlorophenol	170	U	170	23	ug/Kg	☼	02/20/13 10:35	02/25/13 14:34	1
2,4-Dimethylphenol	170	U	170	23	ug/Kg	☼	02/20/13 10:35	02/25/13 14:34	1
2,4-Dinitrophenol	380	U	380	93	ug/Kg	☼	02/20/13 10:35	02/25/13 14:34	1
2,4-Dinitrotoluene	230	U	230	31	ug/Kg	☼	02/20/13 10:35	02/25/13 14:34	1
2,6-Dinitrotoluene	230	U	230	24	ug/Kg	☼	02/20/13 10:35	02/25/13 14:34	1
2-Chloronaphthalene	58	U	58	3.8	ug/Kg	☼	02/20/13 10:35	02/25/13 14:34	1
2-Chlorophenol	58	U	58	31	ug/Kg	☼	02/20/13 10:35	02/25/13 14:34	1
2-Methylnaphthalene	**7.6**	**J**	7.8	3.8	ug/Kg	☼	02/20/13 10:35	02/25/13 14:34	1
2-Methylphenol	230	U	230	93	ug/Kg	☼	02/20/13 10:35	02/25/13 14:34	1
2-Nitroaniline	230	U	230	11	ug/Kg	☼	02/20/13 10:35	02/25/13 14:34	1
2-Nitrophenol	58	U	58	31	ug/Kg	☼	02/20/13 10:35	02/25/13 14:34	1
3,3'-Dichlorobenzidine	120	U	120	21	ug/Kg	☼	02/20/13 10:35	02/25/13 14:34	1
3-Nitroaniline	230	U	230	19	ug/Kg	☼	02/20/13 10:35	02/25/13 14:34	1
4,6-Dinitro-2-methylphenol	170	U	170	93	ug/Kg	☼	02/20/13 10:35	02/25/13 14:34	1
4-Bromophenyl phenyl ether	58	U	58	15	ug/Kg	☼	02/20/13 10:35	02/25/13 14:34	1
4-Chloro-3-methylphenol	170	U	170	24	ug/Kg	☼	02/20/13 10:35	02/25/13 14:34	1
4-Chloroaniline	170	U	170	20	ug/Kg	☼	02/20/13 10:35	02/25/13 14:34	1
4-Chlorophenyl phenyl ether	58	U	58	15	ug/Kg	☼	02/20/13 10:35	02/25/13 14:34	1
4-Nitroaniline	230	U	230	30	ug/Kg	☼	02/20/13 10:35	02/25/13 14:34	1
4-Nitrophenol	380	U	380	93	ug/Kg	☼	02/20/13 10:35	02/25/13 14:34	1
Acenaphthene	7.8	U	7.8	3.8	ug/Kg	☼	02/20/13 10:35	02/25/13 14:34	1
Acenaphthylene	7.8	U	7.8	3.8	ug/Kg	☼	02/20/13 10:35	02/25/13 14:34	1
Acetophenone	120	U	120	11	ug/Kg	☼	02/20/13 10:35	02/25/13 14:34	1
Anthracene	7.8	U	7.8	3.8	ug/Kg	☼	02/20/13 10:35	02/25/13 14:34	1
Atrazine	230	U	230	11	ug/Kg	☼	02/20/13 10:35	02/25/13 14:34	1
Benzaldehyde	120	U	120	14	ug/Kg	☼	02/20/13 10:35	02/25/13 14:34	1
Benzo[a]anthracene	7.8	U	7.8	3.8	ug/Kg	☼	02/20/13 10:35	02/25/13 14:34	1
Benzo[a]pyrene	7.8	U	7.8	3.8	ug/Kg	☼	02/20/13 10:35	02/25/13 14:34	1
Benzo[b]fluoranthene	7.8	U	7.8	3.8	ug/Kg	☼	02/20/13 10:35	02/25/13 14:34	1
Benzo[g,h,i]perylene	7.8	U	7.8	3.8	ug/Kg	☼	02/20/13 10:35	02/25/13 14:34	1
Benzo[k]fluoranthene	7.8	U	7.8	3.8	ug/Kg	☼	02/20/13 10:35	02/25/13 14:34	1
Bis(2-chloroethoxy)methane	120	U	120	26	ug/Kg	☼	02/20/13 10:35	02/25/13 14:34	1
Bis(2-chloroethyl)ether	120	U	120	2.3	ug/Kg	☼	02/20/13 10:35	02/25/13 14:34	1
Bis(2-ethylhexyl) phthalate	**42**	**J B**	58	22	ug/Kg	☼	02/20/13 10:35	02/25/13 14:34	1
Butyl benzyl phthalate	58	U	58	12	ug/Kg	☼	02/20/13 10:35	02/25/13 14:34	1
Caprolactam	380	U	380	43	ug/Kg	☼	02/20/13 10:35	02/25/13 14:34	1
Carbazole	58	U	58	31	ug/Kg	☼	02/20/13 10:35	02/25/13 14:34	1
Chrysene	7.8	U	7.8	1.3	ug/Kg	☼	02/20/13 10:35	02/25/13 14:34	1
Dibenz(a,h)anthracene	7.8	U	7.8	3.8	ug/Kg	☼	02/20/13 10:35	02/25/13 14:34	1
Dibenzofuran	58	U	58	3.8	ug/Kg	☼	02/20/13 10:35	02/25/13 14:34	1
Diethyl phthalate	58	U	58	19	ug/Kg	☼	02/20/13 10:35	02/25/13 14:34	1
Dimethyl phthalate	58	U	58	20	ug/Kg	☼	02/20/13 10:35	02/25/13 14:34	1
Di-n-butyl phthalate	58	U	58	17	ug/Kg	☼	02/20/13 10:35	02/25/13 14:34	1
Di-n-octyl phthalate	58	U	58	31	ug/Kg	☼	02/20/13 10:35	02/25/13 14:34	1
Fluoranthene	7.8	U	7.8	3.8	ug/Kg	☼	02/20/13 10:35	02/25/13 14:34	1

Client: Conestoga-Rovers & Associates, Inc.
Project/Site: 017324-T07-017, RACER Former MTM

TestAmerica Job ID: 240-21184-1

Client Sample ID: S-021813-SM-133
Date Collected: 02/18/13 15:40
Date Received: 02/19/13 08:00

Lab Sample ID: 240-21184-18
Matrix: Solid
Percent Solids: 85.5

Method: 8270C - Semivolatile Organic Compounds (GC/MS) (Continued)

Analyte	Result	Qualifier	RL	MDL	Unit	D	Prepared	Analyzed	Dil Fac
Fluorene	7.8	U	7.8	3.8	ug/Kg	☼	02/20/13 10:35	02/25/13 14:34	1
Hexachlorobenzene	7.8	U	7.8	2.4	ug/Kg	☼	02/20/13 10:35	02/25/13 14:34	1
Hexachlorobutadiene	58	U	58	31	ug/Kg	☼	02/20/13 10:35	02/25/13 14:34	1
Hexachlorocyclopentadiene	380	U	380	31	ug/Kg	☼	02/20/13 10:35	02/25/13 14:34	1
Hexachloroethane	58	U	58	10	ug/Kg	☼	02/20/13 10:35	02/25/13 14:34	1
Indeno[1,2,3-cd]pyrene	7.8	U	7.8	3.8	ug/Kg	☼	02/20/13 10:35	02/25/13 14:34	1
Isophorone	58	U	58	15	ug/Kg	☼	02/20/13 10:35	02/25/13 14:34	1
Naphthalene	7.8	U	7.8	3.8	ug/Kg	☼	02/20/13 10:35	02/25/13 14:34	1
Nitrobenzene	120	U	120	2.6	ug/Kg	☼	02/20/13 10:35	02/25/13 14:34	1
N-Nitrosodi-n-propylamine	58	U	58	31	ug/Kg	☼	02/20/13 10:35	02/25/13 14:34	1
N-Nitrosodiphenylamine	58	U	58	24	ug/Kg	☼	02/20/13 10:35	02/25/13 14:34	1
Pentachlorophenol	170	U	170	93	ug/Kg	☼	02/20/13 10:35	02/25/13 14:34	1
Phenol	58	U	58	31	ug/Kg	☼	02/20/13 10:35	02/25/13 14:34	1
Phenanthrene	**11**		7.8	3.8	ug/Kg	☼	02/20/13 10:35	02/25/13 14:34	1
Pyrene	7.8	U	7.8	3.8	ug/Kg	☼	02/20/13 10:35	02/25/13 14:34	1
3 & 4 Methylphenol	470	U	470	23	ug/Kg	☼	02/20/13 10:35	02/25/13 14:34	1

Surrogate	*%Recovery*	*Qualifier*	*Limits*	*Prepared*	*Analyzed*	*Dil Fac*
2-Fluorobiphenyl (Surr)	*52*		*24 - 110*	*02/20/13 10:35*	*02/25/13 14:34*	*1*
2-Fluorophenol (Surr)	*69*		*24 - 110*	*02/20/13 10:35*	*02/25/13 14:34*	*1*
2,4,6-Tribromophenol (Surr)	*46*		*10 - 110*	*02/20/13 10:35*	*02/25/13 14:34*	*1*
Nitrobenzene-d5 (Surr)	*56*		*20 - 110*	*02/20/13 10:35*	*02/25/13 14:34*	*1*
Phenol-d5 (Surr)	*71*		*26 - 110*	*02/20/13 10:35*	*02/25/13 14:34*	*1*
Terphenyl-d14 (Surr)	*68*		*36 - 110*	*02/20/13 10:35*	*02/25/13 14:34*	*1*

Client: Conestoga-Rovers & Associates, Inc.
Project/Site: 017324-T07-017, RACER Former MTM

TestAmerica Job ID: 240-21184-1

Client Sample ID: S-021813-SM-134
Date Collected: 02/18/13 15:42
Date Received: 02/19/13 08:00

Lab Sample ID: 240-21184-19
Matrix: Solid
Percent Solids: 90.9

Method: 8270C - Semivolatile Organic Compounds (GC/MS)

Analyte	Result	Qualifier	RL	MDL	Unit	D	Prepared	Analyzed	Dil Fac
1,1'-Biphenyl	**30**	**J**	55	30	ug/Kg	☼	02/20/13 10:35	02/25/13 13:01	1
2,2'-oxybis[1-chloropropane]	110	U	110	10	ug/Kg	☼	02/20/13 10:35	02/25/13 13:01	1
2,4,5-Trichlorophenol	160	U	160	27	ug/Kg	☼	02/20/13 10:35	02/25/13 13:01	1
2,4,6-Trichlorophenol	160	U	160	88	ug/Kg	☼	02/20/13 10:35	02/25/13 13:01	1
2,4-Dichlorophenol	160	U	160	22	ug/Kg	☼	02/20/13 10:35	02/25/13 13:01	1
2,4-Dimethylphenol	160	U	160	22	ug/Kg	☼	02/20/13 10:35	02/25/13 13:01	1
2,4-Dinitrophenol	360	U	360	88	ug/Kg	☼	02/20/13 10:35	02/25/13 13:01	1
2,4-Dinitrotoluene	220	U	220	30	ug/Kg	☼	02/20/13 10:35	02/25/13 13:01	1
2,6-Dinitrotoluene	220	U	220	23	ug/Kg	☼	02/20/13 10:35	02/25/13 13:01	1
2-Chloronaphthalene	55	U	55	3.6	ug/Kg	☼	02/20/13 10:35	02/25/13 13:01	1
2-Chlorophenol	55	U	55	30	ug/Kg	☼	02/20/13 10:35	02/25/13 13:01	1
2-Methylnaphthalene	**190**		7.3	3.6	ug/Kg	☼	02/20/13 10:35	02/25/13 13:01	1
2-Methylphenol	220	U	220	88	ug/Kg	☼	02/20/13 10:35	02/25/13 13:01	1
2-Nitroaniline	220	U	220	10	ug/Kg	☼	02/20/13 10:35	02/25/13 13:01	1
2-Nitrophenol	55	U	55	30	ug/Kg	☼	02/20/13 10:35	02/25/13 13:01	1
3,3'-Dichlorobenzidine	110	U	110	20	ug/Kg	☼	02/20/13 10:35	02/25/13 13:01	1
3-Nitroaniline	220	U	220	18	ug/Kg	☼	02/20/13 10:35	02/25/13 13:01	1
4,6-Dinitro-2-methylphenol	160	U	160	88	ug/Kg	☼	02/20/13 10:35	02/25/13 13:01	1
4-Bromophenyl phenyl ether	55	U	55	14	ug/Kg	☼	02/20/13 10:35	02/25/13 13:01	1
4-Chloro-3-methylphenol	160	U	160	23	ug/Kg	☼	02/20/13 10:35	02/25/13 13:01	1
4-Chloroaniline	160	U	160	19	ug/Kg	☼	02/20/13 10:35	02/25/13 13:01	1
4-Chlorophenyl phenyl ether	55	U	55	14	ug/Kg	☼	02/20/13 10:35	02/25/13 13:01	1
4-Nitroaniline	220	U	220	29	ug/Kg	☼	02/20/13 10:35	02/25/13 13:01	1
4-Nitrophenol	360	U	360	88	ug/Kg	☼	02/20/13 10:35	02/25/13 13:01	1
Acenaphthene	7.3	U	7.3	3.6	ug/Kg	☼	02/20/13 10:35	02/25/13 13:01	1
Acenaphthylene	7.3	U	7.3	3.6	ug/Kg	☼	02/20/13 10:35	02/25/13 13:01	1
Acetophenone	110	U	110	10	ug/Kg	☼	02/20/13 10:35	02/25/13 13:01	1
Anthracene	7.3	U	7.3	3.6	ug/Kg	☼	02/20/13 10:35	02/25/13 13:01	1
Atrazine	220	U	220	10	ug/Kg	☼	02/20/13 10:35	02/25/13 13:01	1
Benzaldehyde	110	U	110	13	ug/Kg	☼	02/20/13 10:35	02/25/13 13:01	1
Benzo[a]anthracene	**13**		7.3	3.6	ug/Kg	☼	02/20/13 10:35	02/25/13 13:01	1
Benzo[a]pyrene	**27**		7.3	3.6	ug/Kg	☼	02/20/13 10:35	02/25/13 13:01	1
Benzo[b]fluoranthene	**26**		7.3	3.6	ug/Kg	☼	02/20/13 10:35	02/25/13 13:01	1
Benzo[g,h,i]perylene	**11**		7.3	3.6	ug/Kg	☼	02/20/13 10:35	02/25/13 13:01	1
Benzo[k]fluoranthene	7.3	U	7.3	3.6	ug/Kg	☼	02/20/13 10:35	02/25/13 13:01	1
Bis(2-chloroethoxy)methane	110	U	110	24	ug/Kg	☼	02/20/13 10:35	02/25/13 13:01	1
Bis(2-chloroethyl)ether	110	U	110	2.2	ug/Kg	☼	02/20/13 10:35	02/25/13 13:01	1
Bis(2-ethylhexyl) phthalate	**43**	**J B**	55	21	ug/Kg	☼	02/20/13 10:35	02/25/13 13:01	1
Butyl benzyl phthalate	55	U	55	11	ug/Kg	☼	02/20/13 10:35	02/25/13 13:01	1
Caprolactam	360	U	360	41	ug/Kg	☼	02/20/13 10:35	02/25/13 13:01	1
Carbazole	55	U	55	30	ug/Kg	☼	02/20/13 10:35	02/25/13 13:01	1
Chrysene	**24**		7.3	1.2	ug/Kg	☼	02/20/13 10:35	02/25/13 13:01	1
Dibenz(a,h)anthracene	7.3	U	7.3	3.6	ug/Kg	☼	02/20/13 10:35	02/25/13 13:01	1
Dibenzofuran	**21**	**J**	55	3.6	ug/Kg	☼	02/20/13 10:35	02/25/13 13:01	1
Diethyl phthalate	55	U	55	18	ug/Kg	☼	02/20/13 10:35	02/25/13 13:01	1
Dimethyl phthalate	55	U	55	19	ug/Kg	☼	02/20/13 10:35	02/25/13 13:01	1
Di-n-butyl phthalate	55	U	55	16	ug/Kg	☼	02/20/13 10:35	02/25/13 13:01	1
Di-n-octyl phthalate	55	U	55	30	ug/Kg	☼	02/20/13 10:35	02/25/13 13:01	1
Fluoranthene	**18**		7.3	3.6	ug/Kg	☼	02/20/13 10:35	02/25/13 13:01	1

Client: Conestoga-Rovers & Associates, Inc.
Project/Site: 017324-T07-017, RACER Former MTM

TestAmerica Job ID: 240-21184-1

Client Sample ID: S-021813-SM-134
Date Collected: 02/18/13 15:42
Date Received: 02/19/13 08:00

Lab Sample ID: 240-21184-19
Matrix: Solid
Percent Solids: 90.9

Method: 8270C - Semivolatile Organic Compounds (GC/MS) (Continued)

Analyte	Result	Qualifier	RL	MDL	Unit	D	Prepared	Analyzed	Dil Fac
Fluorene	**7.0**	**J**	7.3	3.6	ug/Kg	☼	02/20/13 10:35	02/25/13 13:01	1
Hexachlorobenzene	7.3	U	7.3	2.3	ug/Kg	☼	02/20/13 10:35	02/25/13 13:01	1
Hexachlorobutadiene	55	U	55	30	ug/Kg	☼	02/20/13 10:35	02/25/13 13:01	1
Hexachlorocyclopentadiene	360	U	360	30	ug/Kg	☼	02/20/13 10:35	02/25/13 13:01	1
Hexachloroethane	55	U	55	9.9	ug/Kg	☼	02/20/13 10:35	02/25/13 13:01	1
Indeno[1,2,3-cd]pyrene	7.3	U	7.3	3.6	ug/Kg	☼	02/20/13 10:35	02/25/13 13:01	1
Isophorone	55	U	55	14	ug/Kg	☼	02/20/13 10:35	02/25/13 13:01	1
Naphthalene	**67**		7.3	3.6	ug/Kg	☼	02/20/13 10:35	02/25/13 13:01	1
Nitrobenzene	110	U	110	2.4	ug/Kg	☼	02/20/13 10:35	02/25/13 13:01	1
N-Nitrosodi-n-propylamine	55	U	55	30	ug/Kg	☼	02/20/13 10:35	02/25/13 13:01	1
N-Nitrosodiphenylamine	55	U	55	23	ug/Kg	☼	02/20/13 10:35	02/25/13 13:01	1
Pentachlorophenol	160	U	160	88	ug/Kg	☼	02/20/13 10:35	02/25/13 13:01	1
Phenol	55	U	55	30	ug/Kg	☼	02/20/13 10:35	02/25/13 13:01	1
Phenanthrene	**65**		7.3	3.6	ug/Kg	☼	02/20/13 10:35	02/25/13 13:01	1
Pyrene	**23**		7.3	3.6	ug/Kg	☼	02/20/13 10:35	02/25/13 13:01	1
3 & 4 Methylphenol	440	U	440	22	ug/Kg	☼	02/20/13 10:35	02/25/13 13:01	1

Surrogate	*%Recovery*	*Qualifier*	*Limits*	*Prepared*	*Analyzed*	*Dil Fac*
2-Fluorobiphenyl (Surr)	*55*		*24 - 110*	*02/20/13 10:35*	*02/25/13 13:01*	*1*
2-Fluorophenol (Surr)	*68*		*24 - 110*	*02/20/13 10:35*	*02/25/13 13:01*	*1*
2,4,6-Tribromophenol (Surr)	*47*		*10 - 110*	*02/20/13 10:35*	*02/25/13 13:01*	*1*
Nitrobenzene-d5 (Surr)	*56*		*20 - 110*	*02/20/13 10:35*	*02/25/13 13:01*	*1*
Phenol-d5 (Surr)	*72*		*26 - 110*	*02/20/13 10:35*	*02/25/13 13:01*	*1*
Terphenyl-d14 (Surr)	*70*		*36 - 110*	*02/20/13 10:35*	*02/25/13 13:01*	*1*

Surrogate Summary

Client: Conestoga-Rovers & Associates, Inc.
Project/Site: 017324-T07-017, RACER Former MTM

TestAmerica Job ID: 240-21184-1

Method: 8260B - Volatile Organic Compounds (GC/MS)

Matrix: Solid **Prep Type: Total/NA**

		Percent Surrogate Recovery (Acceptance Limits)			
		12DCE	BFB	TOL	DBFM
Lab Sample ID	Client Sample ID	(58-123)	(52-136)	(67-125)	(37-132)
240-21184-4	S-021813-SM-119	90	87	109	98
240-21184-5	S-021813-SM-120	88	88	95	89
240-21184-6	S-021813-SM-121	92	97	96	78
240-21184-8	S-021813-SM-123	86	66	113	93
240-21184-9	S-021813-SM-124	91	98	98	75
240-21184-9 MS	S-021813-SM-124	89	105	100	90
240-21184-9 MSD	S-021813-SM-124	90	111	100	89
LCS 240-76004/5	Lab Control Sample	88	95	95	92
LCS 240-76061/5	Lab Control Sample	87	91	92	89
MB 240-76004/6	Method Blank	89	95	95	91
MB 240-76061/6	Method Blank	92	85	92	80

Surrogate Legend

12DCE = 1,2-Dichloroethane-d4 (Surr)
BFB = 4-Bromofluorobenzene (Surr)
TOL = Toluene-d8 (Surr)
DBFM = Dibromofluoromethane (Surr)

Method: 8270C - Semivolatile Organic Compounds (GC/MS)

Matrix: Solid **Prep Type: Total/NA**

		Percent Surrogate Recovery (Acceptance Limits)					
		FBP	2FP	TBP	NBZ	PHL	TPH
Lab Sample ID	Client Sample ID	(24-110)	(24-110)	(10-110)	(20-110)	(26-110)	(36-110)
240-21184-14	S-021813-SM-129	53	65	43	54	71	71
240-21184-15	S-021813-SM-130	52	72	51	58	73	70
240-21184-16	S-021813-SM-131	59	73	56	60	78	74
240-21184-18	S-021813-SM-133	52	69	46	56	71	68
240-21184-19	S-021813-SM-134	55	68	47	56	72	70
LCS 240-75907/18-A	Lab Control Sample	62	81	59	70	84	78
MB 240-75907/17-A	Method Blank	61	83	52	71	86	78

Surrogate Legend

FBP = 2-Fluorobiphenyl (Surr)
2FP = 2-Fluorophenol (Surr)
TBP = 2,4,6-Tribromophenol (Surr)
NBZ = Nitrobenzene-d5 (Surr)
PHL = Phenol-d5 (Surr)
TPH = Terphenyl-d14 (Surr)

Method: 8260B - Volatile Organic Compounds (GC/MS)

Lab Sample ID: 240-21184-9 MS
Matrix: Solid
Analysis Batch: 76061

Client Sample ID: S-021813-SM-124
Prep Type: Total/NA
Prep Batch: 75819

Analyte	Sample Result	Sample Qualifier	Spike Added	MS Result	MS Qualifier	Unit	D	%Rec	%Rec. Limits
Acetone	17	U	80.0	92.9		ug/Kg	☼	116	24 - 140
Benzene	4.1	U	40.0	36.9		ug/Kg	☼	92	53 - 118
Dichlorobromomethane	4.1	U	40.0	32.9		ug/Kg	☼	82	35 - 132
Bromoform	4.1	U	40.0	30.7		ug/Kg	☼	77	18 - 129
Bromomethane	4.1	U	40.0	27.8		ug/Kg	☼	69	33 - 130
2-Butanone (MEK)	17	U	80.0	79.1		ug/Kg	☼	99	30 - 143
Carbon disulfide	4.1	U	40.0	26.8		ug/Kg	☼	67	20 - 151
Carbon tetrachloride	4.1	U	40.0	37.0		ug/Kg	☼	93	32 - 137
Chlorobenzene	4.1	U	40.0	34.9		ug/Kg	☼	87	37 - 116
Chloroethane	4.1	U	40.0	33.5		ug/Kg	☼	84	45 - 118
Chloroform	4.1	U	40.0	37.4		ug/Kg	☼	94	53 - 119
Chloromethane	4.1	U	40.0	34.5		ug/Kg	☼	86	34 - 117
1,1-Dichloroethane	4.1	U	40.0	38.6		ug/Kg	☼	96	54 - 122
1,2-Dichloroethane	4.1	U	40.0	37.5		ug/Kg	☼	94	49 - 123
1,1-Dichloroethene	4.1	U	40.0	35.6		ug/Kg	☼	89	49 - 157
1,2-Dichloropropane	4.1	U	40.0	39.0		ug/Kg	☼	98	61 - 117
cis-1,3-Dichloropropene	4.1	U	40.0	32.1		ug/Kg	☼	80	27 - 133
trans-1,3-Dichloropropene	4.1	U	40.0	34.8		ug/Kg	☼	87	28 - 137
Ethylbenzene	4.1	U	40.0	35.5		ug/Kg	☼	89	30 - 131
2-Hexanone	17	U	80.0	81.1		ug/Kg	☼	101	37 - 147
Methylene Chloride	4.1	U	40.0	36.9		ug/Kg	☼	92	54 - 115
4-Methyl-2-pentanone (MIBK)	17	U	80.0	80.1		ug/Kg	☼	100	43 - 147
Styrene	4.1	U	40.0	34.6		ug/Kg	☼	86	27 - 127
1,1,2,2-Tetrachloroethane	4.1	U	40.0	43.9		ug/Kg	☼	110	16 - 179
Tetrachloroethene	4.1	U	40.0	38.7		ug/Kg	☼	97	31 - 135
Toluene	0.35	J	40.0	38.7		ug/Kg	☼	96	39 - 129
Trichloroethene	4.1	U	40.0	37.1		ug/Kg	☼	93	10 - 177
Vinyl chloride	4.1	U	40.0	34.4		ug/Kg	☼	86	42 - 117
Xylenes, Total	8.3	U	120	106		ug/Kg	☼	88	30 - 131
1,1,1-Trichloroethane	4.1	U	40.0	36.2		ug/Kg	☼	91	51 - 128
1,1,2-Trichloroethane	4.1	U	40.0	41.4		ug/Kg	☼	103	10 - 166
Cyclohexane	8.3	U	40.0	36.9		ug/Kg	☼	92	28 - 118
1,2-Dibromo-3-Chloropropane	8.3	U	40.0	35.2		ug/Kg	☼	88	10 - 153
Ethylene Dibromide	4.1	U	40.0	40.7		ug/Kg	☼	102	45 - 127
Dichlorodifluoromethane	4.1	U	40.0	32.0		ug/Kg	☼	80	17 - 115
cis-1,2-Dichloroethene	4.1	U	40.0	36.3		ug/Kg	☼	91	50 - 119
trans-1,2-Dichloroethene	4.1	U	40.0	36.7		ug/Kg	☼	92	50 - 123
Isopropylbenzene	4.1	U	40.0	33.4		ug/Kg	☼	83	21 - 134
Methyl acetate	8.3	U	40.0	42.2		ug/Kg	☼	105	33 - 165
Methyl tert-butyl ether	17	U	40.0	35.8		ug/Kg	☼	90	51 - 157
1,1,2-Trichloro-1,2,2-trifluoroethane	4.1	U	40.0	39.5		ug/Kg	☼	99	50 - 147
1,2,4-Trichlorobenzene	4.1	U	40.0	18.3		ug/Kg	☼	46	10 - 111
1,2-Dichlorobenzene	4.1	U	40.0	30.9		ug/Kg	☼	77	17 - 122
1,3-Dichlorobenzene	4.1	U	40.0	33.4		ug/Kg	☼	84	16 - 126
1,4-Dichlorobenzene	4.1	U	40.0	31.2		ug/Kg	☼	78	15 - 121
Trichlorofluoromethane	4.1	U	40.0	35.9		ug/Kg	☼	90	36 - 142
Chlorodibromomethane	4.1	U	40.0	33.9		ug/Kg	☼	85	29 - 135

Method: 8260B - Volatile Organic Compounds (GC/MS) (Continued)

Lab Sample ID: 240-21184-9 MS
Matrix: Solid
Analysis Batch: 76061

Client Sample ID: S-021813-SM-124
Prep Type: Total/NA
Prep Batch: 75819

Analyte	Sample Result	Sample Qualifier	Spike Added	MS Result	MS Qualifier	Unit	D	%Rec	%Rec. Limits
Methylcyclohexane	8.3	U	40.0	36.9		ug/Kg	☼	92	20 - 132
m-Xylene & p-Xylene	8.3		80.0	70.9		ug/Kg	☼	89	29 - 131
o-Xylene	4.1		40.0	34.8		ug/Kg	☼	87	29 - 134

Surrogate	*MS %Recovery*	*MS Qualifier*	*Limits*
1,2-Dichloroethane-d4 (Surr)	*89*		*58 - 123*
4-Bromofluorobenzene (Surr)	*105*		*52 - 136*
Toluene-d8 (Surr)	*100*		*67 - 125*
Dibromofluoromethane (Surr)	*90*		*37 - 132*

Lab Sample ID: 240-21184-9 MSD
Matrix: Solid
Analysis Batch: 76061

Client Sample ID: S-021813-SM-124
Prep Type: Total/NA
Prep Batch: 75819

Analyte	Sample Result	Sample Qualifier	Spike Added	MSD Result	MSD Qualifier	Unit	D	%Rec	%Rec. Limits	RPD	RPD Limit
Acetone	17	U	87.5	103		ug/Kg	☼	118	24 - 140	11	30
Benzene	4.1	U	43.7	39.9		ug/Kg	☼	91	53 - 118	8	30
Dichlorobromomethane	4.1	U	43.7	35.8		ug/Kg	☼	82	35 - 132	8	30
Bromoform	4.1	U	43.7	33.2		ug/Kg	☼	76	18 - 129	8	30
Bromomethane	4.1	U	43.7	30.8		ug/Kg	☼	70	33 - 130	10	30
2-Butanone (MEK)	17	U	87.5	90.8		ug/Kg	☼	104	30 - 143	14	30
Carbon disulfide	4.1	U	43.7	31.1		ug/Kg	☼	71	20 - 151	15	30
Carbon tetrachloride	4.1	U	43.7	40.9		ug/Kg	☼	94	32 - 137	10	30
Chlorobenzene	4.1	U	43.7	36.2		ug/Kg	☼	83	37 - 116	4	30
Chloroethane	4.1	U	43.7	35.4		ug/Kg	☼	81	45 - 118	6	30
Chloroform	4.1	U	43.7	41.2		ug/Kg	☼	94	53 - 119	10	30
Chloromethane	4.1	U	43.7	38.3		ug/Kg	☼	88	34 - 117	10	30
1,1-Dichloroethane	4.1	U	43.7	41.9		ug/Kg	☼	96	54 - 122	8	30
1,2-Dichloroethane	4.1	U	43.7	40.7		ug/Kg	☼	93	49 - 123	8	30
1,1-Dichloroethene	4.1	U	43.7	35.8		ug/Kg	☼	82	49 - 157	0	30
1,2-Dichloropropane	4.1	U	43.7	42.2		ug/Kg	☼	96	61 - 117	8	30
cis-1,3-Dichloropropene	4.1	U	43.7	34.9		ug/Kg	☼	80	27 - 133	8	30
trans-1,3-Dichloropropene	4.1	U	43.7	38.4		ug/Kg	☼	88	28 - 137	10	30
Ethylbenzene	4.1	U	43.7	37.5		ug/Kg	☼	86	30 - 131	6	30
2-Hexanone	17	U	87.5	96.0		ug/Kg	☼	110	37 - 147	17	30
Methylene Chloride	4.1	U	43.7	40.7		ug/Kg	☼	93	54 - 115	10	30
4-Methyl-2-pentanone (MIBK)	17	U	87.5	93.5		ug/Kg	☼	107	43 - 147	15	30
Styrene	4.1	U	43.7	35.6		ug/Kg	☼	81	27 - 127	3	30
1,1,2,2-Tetrachloroethane	4.1	U	43.7	53.2		ug/Kg	☼	122	16 - 179	19	30
Tetrachloroethene	4.1	U	43.7	39.8		ug/Kg	☼	91	31 - 135	3	30
Toluene	0.35	J	43.7	41.8		ug/Kg	☼	95	39 - 129	8	30
Trichloroethene	4.1	U	43.7	39.9		ug/Kg	☼	91	10 - 177	7	30
Vinyl chloride	4.1	U	43.7	37.9		ug/Kg	☼	87	42 - 117	10	30
Xylenes, Total	8.3	U	131	110		ug/Kg	☼	84	30 - 131	4	30
1,1,1-Trichloroethane	4.1	U	43.7	39.6		ug/Kg	☼	90	51 - 128	9	30
1,1,2-Trichloroethane	4.1	U	43.7	44.4		ug/Kg	☼	102	10 - 166	7	30
Cyclohexane	8.3	U	43.7	39.0		ug/Kg	☼	89	28 - 118	6	30
1,2-Dibromo-3-Chloropropane	8.3	U	43.7	43.2		ug/Kg	☼	99	10 - 153	20	30

Method: 8260B - Volatile Organic Compounds (GC/MS) (Continued)

Lab Sample ID: 240-21184-9 MSD
Matrix: Solid
Analysis Batch: 76061

Client Sample ID: S-021813-SM-124
Prep Type: Total/NA
Prep Batch: 75819

Analyte	Sample Result	Sample Qualifier	Spike Added	MSD Result	MSD Qualifier	Unit	D	%Rec	%Rec. Limits	RPD	RPD Limit
Ethylene Dibromide	4.1	U	43.7	43.4		ug/Kg	☼	99	45 - 127	7	30
Dichlorodifluoromethane	4.1	U	43.7	34.9		ug/Kg	☼	80	17 - 115	9	30
cis-1,2-Dichloroethene	4.1	U	43.7	39.9		ug/Kg	☼	91	50 - 119	9	30
trans-1,2-Dichloroethene	4.1	U	43.7	40.2		ug/Kg	☼	92	50 - 123	9	30
Isopropylbenzene	4.1	U	43.7	34.7		ug/Kg	☼	79	21 - 134	4	30
Methyl acetate	8.3	U	43.7	48.9		ug/Kg	☼	112	33 - 165	15	30
Methyl tert-butyl ether	17	U	43.7	40.8		ug/Kg	☼	93	51 - 157	13	30
1,1,2-Trichloro-1,2,2-trifluoroethane	4.1	U	43.7	41.8		ug/Kg	☼	96	50 - 147	6	30
1,2,4-Trichlorobenzene	4.1	U	43.7	18.6		ug/Kg	☼	43	10 - 111	2	30
1,2-Dichlorobenzene	4.1	U	43.7	32.8		ug/Kg	☼	75	17 - 122	6	30
1,3-Dichlorobenzene	4.1	U	43.7	35.4		ug/Kg	☼	81	16 - 126	6	30
1,4-Dichlorobenzene	4.1	U	43.7	33.3		ug/Kg	☼	76	15 - 121	7	30
Trichlorofluoromethane	4.1	U	43.7	39.4		ug/Kg	☼	90	36 - 142	9	30
Chlorodibromomethane	4.1	U	43.7	37.1		ug/Kg	☼	85	29 - 135	9	30
Methylcyclohexane	8.3	U	43.7	38.6		ug/Kg	☼	88	20 - 132	5	30
m-Xylene & p-Xylene	8.3		87.5	73.7		ug/Kg	☼	84	29 - 131	4	30
o-Xylene	4.1		43.7	36.4		ug/Kg	☼	83	29 - 134	5	30

Surrogate	*MSD %Recovery*	*MSD Qualifier*	*Limits*
1,2-Dichloroethane-d4 (Surr)	*90*		*58 - 123*
4-Bromofluorobenzene (Surr)	*111*		*52 - 136*
Toluene-d8 (Surr)	*100*		*67 - 125*
Dibromofluoromethane (Surr)	*89*		*37 - 132*

Lab Sample ID: MB 240-76004/6
Matrix: Solid
Analysis Batch: 76004

Client Sample ID: Method Blank
Prep Type: Total/NA

Analyte	MB Result	MB Qualifier	RL	MDL	Unit	D	Prepared	Analyzed	Dil Fac
Acetone	9.88	J	20	6.3	ug/Kg			02/20/13 23:55	1
Benzene	5.0	U	5.0	0.23	ug/Kg			02/20/13 23:55	1
Dichlorobromomethane	5.0	U	5.0	0.28	ug/Kg			02/20/13 23:55	1
Bromoform	5.0	U	5.0	0.33	ug/Kg			02/20/13 23:55	1
Bromomethane	5.0	U	5.0	0.54	ug/Kg			02/20/13 23:55	1
2-Butanone (MEK)	20	U	20	1.4	ug/Kg			02/20/13 23:55	1
Carbon disulfide	5.0	U	5.0	0.44	ug/Kg			02/20/13 23:55	1
Carbon tetrachloride	5.0	U	5.0	0.37	ug/Kg			02/20/13 23:55	1
Chlorobenzene	5.0	U	5.0	0.33	ug/Kg			02/20/13 23:55	1
Chloroethane	5.0	U	5.0	0.86	ug/Kg			02/20/13 23:55	1
Chloroform	5.0	U	5.0	0.29	ug/Kg			02/20/13 23:55	1
Chloromethane	5.0	U	5.0	0.41	ug/Kg			02/20/13 23:55	1
1,1-Dichloroethane	5.0	U	5.0	0.36	ug/Kg			02/20/13 23:55	1
1,2-Dichloroethane	5.0	U	5.0	0.34	ug/Kg			02/20/13 23:55	1
1,1-Dichloroethene	5.0	U	5.0	0.52	ug/Kg			02/20/13 23:55	1
1,2-Dichloropropane	5.0	U	5.0	0.69	ug/Kg			02/20/13 23:55	1
cis-1,3-Dichloropropene	5.0	U	5.0	0.34	ug/Kg			02/20/13 23:55	1
trans-1,3-Dichloropropene	5.0	U	5.0	0.54	ug/Kg			02/20/13 23:55	1

Method: 8260B - Volatile Organic Compounds (GC/MS) (Continued)

Lab Sample ID: MB 240-76004/6
Matrix: Solid
Analysis Batch: 76004

Client Sample ID: Method Blank
Prep Type: Total/NA

Analyte	MB Result	MB Qualifier	RL	MDL	Unit	D	Prepared	Analyzed	Dil Fac
Ethylbenzene	5.0	U	5.0	0.26	ug/Kg			02/20/13 23:55	1
2-Hexanone	20	U	20	0.63	ug/Kg			02/20/13 23:55	1
Methylene Chloride	3.31	J	5.0	0.67	ug/Kg			02/20/13 23:55	1
4-Methyl-2-pentanone (MIBK)	20	U	20	0.54	ug/Kg			02/20/13 23:55	1
Styrene	5.0	U	5.0	0.15	ug/Kg			02/20/13 23:55	1
1,1,2,2-Tetrachloroethane	5.0	U	5.0	0.34	ug/Kg			02/20/13 23:55	1
Tetrachloroethene	5.0	U	5.0	0.52	ug/Kg			02/20/13 23:55	1
Toluene	5.0	U	5.0	0.27	ug/Kg			02/20/13 23:55	1
Trichloroethene	5.0	U	5.0	0.42	ug/Kg			02/20/13 23:55	1
Vinyl chloride	5.0	U	5.0	0.39	ug/Kg			02/20/13 23:55	1
Xylenes, Total	10	U	10	0.67	ug/Kg			02/20/13 23:55	1
1,1,1-Trichloroethane	5.0	U	5.0	0.56	ug/Kg			02/20/13 23:55	1
1,1,2-Trichloroethane	5.0	U	5.0	0.39	ug/Kg			02/20/13 23:55	1
Cyclohexane	10	U	10	0.33	ug/Kg			02/20/13 23:55	1
1,2-Dibromo-3-Chloropropane	10	U	10	1.3	ug/Kg			02/20/13 23:55	1
Ethylene Dibromide	5.0	U	5.0	0.50	ug/Kg			02/20/13 23:55	1
Dichlorodifluoromethane	5.0	U	5.0	0.50	ug/Kg			02/20/13 23:55	1
cis-1,2-Dichloroethene	5.0	U	5.0	0.36	ug/Kg			02/20/13 23:55	1
trans-1,2-Dichloroethene	5.0	U	5.0	0.41	ug/Kg			02/20/13 23:55	1
Isopropylbenzene	5.0	U	5.0	0.16	ug/Kg			02/20/13 23:55	1
Methyl acetate	10	U	10	1.4	ug/Kg			02/20/13 23:55	1
Methyl tert-butyl ether	20	U	20	0.43	ug/Kg			02/20/13 23:55	1
1,1,2-Trichloro-1,2,2-trifluoroethane	5.0	U	5.0	1.3	ug/Kg			02/20/13 23:55	1
1,2,4-Trichlorobenzene	5.0	U	5.0	0.27	ug/Kg			02/20/13 23:55	1
1,2-Dichlorobenzene	5.0	U	5.0	0.36	ug/Kg			02/20/13 23:55	1
1,3-Dichlorobenzene	5.0	U	5.0	0.35	ug/Kg			02/20/13 23:55	1
1,4-Dichlorobenzene	5.0	U	5.0	0.66	ug/Kg			02/20/13 23:55	1
Trichlorofluoromethane	5.0	U	5.0	0.34	ug/Kg			02/20/13 23:55	1
Chlorodibromomethane	5.0	U	5.0	0.55	ug/Kg			02/20/13 23:55	1
Methylcyclohexane	10	U	10	0.31	ug/Kg			02/20/13 23:55	1

Surrogate	*MB %Recovery*	*MB Qualifier*	*Limits*	*Prepared*	*Analyzed*	*Dil Fac*
1,2-Dichloroethane-d4 (Surr)	*89*		*58 - 123*		*02/20/13 23:55*	*1*
4-Bromofluorobenzene (Surr)	*95*		*52 - 136*		*02/20/13 23:55*	*1*
Toluene-d8 (Surr)	*95*		*67 - 125*		*02/20/13 23:55*	*1*
Dibromofluoromethane (Surr)	*91*		*37 - 132*		*02/20/13 23:55*	*1*

Lab Sample ID: LCS 240-76004/5
Matrix: Solid
Analysis Batch: 76004

Client Sample ID: Lab Control Sample
Prep Type: Total/NA

Analyte	Spike Added	LCS Result	LCS Qualifier	Unit	D	%Rec	%Rec. Limits
Acetone	50.0	46.6		ug/Kg		93	41 - 137
Benzene	25.0	22.7		ug/Kg		91	79 - 112
Dichlorobromomethane	25.0	23.7		ug/Kg		95	84 - 122
Bromoform	25.0	22.8		ug/Kg		91	62 - 133
Bromomethane	25.0	22.9		ug/Kg		92	42 - 136
2-Butanone (MEK)	50.0	42.4		ug/Kg		85	52 - 131

Method: 8260B - Volatile Organic Compounds (GC/MS) (Continued)

Lab Sample ID: LCS 240-76004/5
Matrix: Solid
Analysis Batch: 76004

Client Sample ID: Lab Control Sample
Prep Type: Total/NA

Analyte	Spike Added	LCS Result	LCS Qualifier	Unit	D	%Rec	%Rec. Limits
Carbon disulfide	25.0	24.3		ug/Kg		97	62 - 146
Carbon tetrachloride	25.0	23.8		ug/Kg		95	71 - 129
Chlorobenzene	25.0	22.4		ug/Kg		90	78 - 110
Chloroethane	25.0	24.5		ug/Kg		98	58 - 117
Chloroform	25.0	22.5		ug/Kg		90	77 - 114
Chloromethane	25.0	26.7		ug/Kg		107	50 - 110
1,1-Dichloroethane	25.0	22.6		ug/Kg		90	76 - 115
1,2-Dichloroethane	25.0	22.7		ug/Kg		91	72 - 120
1,1-Dichloroethene	25.0	24.5		ug/Kg		98	75 - 135
1,2-Dichloropropane	25.0	23.6		ug/Kg		95	87 - 113
cis-1,3-Dichloropropene	25.0	23.2		ug/Kg		93	74 - 128
trans-1,3-Dichloropropene	25.0	22.9		ug/Kg		92	73 - 131
Ethylbenzene	25.0	22.5		ug/Kg		90	79 - 117
2-Hexanone	50.0	43.0		ug/Kg		86	64 - 136
Methylene Chloride	25.0	27.6		ug/Kg		110	75 - 118
4-Methyl-2-pentanone (MIBK)	50.0	47.2		ug/Kg		94	67 - 135
Styrene	25.0	24.7		ug/Kg		99	87 - 117
1,1,2,2-Tetrachloroethane	25.0	24.5		ug/Kg		98	77 - 123
Tetrachloroethene	25.0	23.5		ug/Kg		94	79 - 114
Toluene	25.0	22.2		ug/Kg		89	75 - 111
Trichloroethene	25.0	23.2		ug/Kg		93	79 - 113
Vinyl chloride	25.0	26.5		ug/Kg		106	57 - 114
Xylenes, Total	75.0	70.7		ug/Kg		94	80 - 118
1,1,1-Trichloroethane	25.0	23.6		ug/Kg		94	77 - 126
1,1,2-Trichloroethane	25.0	23.2		ug/Kg		93	83 - 112
Cyclohexane	25.0	22.6		ug/Kg		90	66 - 110
1,2-Dibromo-3-Chloropropane	25.0	24.9		ug/Kg		100	61 - 132
Ethylene Dibromide	25.0	23.5		ug/Kg		94	83 - 117
Dichlorodifluoromethane	25.0	28.9	*	ug/Kg		116	26 - 113
cis-1,2-Dichloroethene	25.0	22.7		ug/Kg		91	76 - 113
trans-1,2-Dichloroethene	25.0	23.3		ug/Kg		93	78 - 117
Isopropylbenzene	25.0	24.0		ug/Kg		96	76 - 122
Methyl acetate	25.0	22.4		ug/Kg		89	57 - 130
Methyl tert-butyl ether	25.0	23.7		ug/Kg		95	49 - 165
1,1,2-Trichloro-1,2,2-trifluoroethane	25.0	25.8		ug/Kg		103	82 - 138
1,2,4-Trichlorobenzene	25.0	25.1		ug/Kg		101	64 - 124
1,2-Dichlorobenzene	25.0	23.4		ug/Kg		93	76 - 110
1,3-Dichlorobenzene	25.0	23.2		ug/Kg		93	78 - 111
1,4-Dichlorobenzene	25.0	22.6		ug/Kg		90	75 - 110
Trichlorofluoromethane	25.0	26.3		ug/Kg		105	57 - 146
Chlorodibromomethane	25.0	23.2		ug/Kg		93	72 - 127
Methylcyclohexane	25.0	23.9		ug/Kg		96	70 - 126
m-Xylene & p-Xylene	50.0	46.5		ug/Kg		93	80 - 117
o-Xylene	25.0	24.2		ug/Kg		97	80 - 120

Surrogate	*LCS %Recovery*	*LCS Qualifier*	*Limits*
1,2-Dichloroethane-d4 (Surr)	*88*		*58 - 123*

Method: 8260B - Volatile Organic Compounds (GC/MS) (Continued)

Lab Sample ID: LCS 240-76004/5
Matrix: Solid
Analysis Batch: 76004

Client Sample ID: Lab Control Sample
Prep Type: Total/NA

Surrogate	LCS %Recovery	LCS Qualifier	Limits
4-Bromofluorobenzene (Surr)	95		52 - 136
Toluene-d8 (Surr)	95		67 - 125
Dibromofluoromethane (Surr)	92		37 - 132

Lab Sample ID: MB 240-76061/6
Matrix: Solid
Analysis Batch: 76061

Client Sample ID: Method Blank
Prep Type: Total/NA

Analyte	MB Result	MB Qualifier	RL	MDL	Unit	D	Prepared	Analyzed	Dil Fac
Acetone	9.25	J	20	6.3	ug/Kg			02/21/13 12:55	1
Benzene	5.0	U	5.0	0.23	ug/Kg			02/21/13 12:55	1
Dichlorobromomethane	5.0	U	5.0	0.28	ug/Kg			02/21/13 12:55	1
Bromoform	5.0	U	5.0	0.33	ug/Kg			02/21/13 12:55	1
Bromomethane	5.0	U	5.0	0.54	ug/Kg			02/21/13 12:55	1
2-Butanone (MEK)	2.10	J	20	1.4	ug/Kg			02/21/13 12:55	1
Carbon disulfide	5.0	U	5.0	0.44	ug/Kg			02/21/13 12:55	1
Carbon tetrachloride	5.0	U	5.0	0.37	ug/Kg			02/21/13 12:55	1
Chlorobenzene	5.0	U	5.0	0.33	ug/Kg			02/21/13 12:55	1
Chloroethane	5.0	U	5.0	0.86	ug/Kg			02/21/13 12:55	1
Chloroform	5.0	U	5.0	0.29	ug/Kg			02/21/13 12:55	1
Chloromethane	5.0	U	5.0	0.41	ug/Kg			02/21/13 12:55	1
1,1-Dichloroethane	5.0	U	5.0	0.36	ug/Kg			02/21/13 12:55	1
1,2-Dichloroethane	5.0	U	5.0	0.34	ug/Kg			02/21/13 12:55	1
1,1-Dichloroethene	5.0	U	5.0	0.52	ug/Kg			02/21/13 12:55	1
1,2-Dichloropropane	5.0	U	5.0	0.69	ug/Kg			02/21/13 12:55	1
cis-1,3-Dichloropropene	5.0	U	5.0	0.34	ug/Kg			02/21/13 12:55	1
trans-1,3-Dichloropropene	5.0	U	5.0	0.54	ug/Kg			02/21/13 12:55	1
Ethylbenzene	5.0	U	5.0	0.26	ug/Kg			02/21/13 12:55	1
2-Hexanone	1.10	J	20	0.63	ug/Kg			02/21/13 12:55	1
Methylene Chloride	5.0	U	5.0	0.67	ug/Kg			02/21/13 12:55	1
4-Methyl-2-pentanone (MIBK)	0.566	J	20	0.54	ug/Kg			02/21/13 12:55	1
Styrene	5.0	U	5.0	0.15	ug/Kg			02/21/13 12:55	1
1,1,2,2-Tetrachloroethane	5.0	U	5.0	0.34	ug/Kg			02/21/13 12:55	1
Tetrachloroethene	5.0	U	5.0	0.52	ug/Kg			02/21/13 12:55	1
Toluene	5.0	U	5.0	0.27	ug/Kg			02/21/13 12:55	1
Trichloroethene	5.0	U	5.0	0.42	ug/Kg			02/21/13 12:55	1
Vinyl chloride	5.0	U	5.0	0.39	ug/Kg			02/21/13 12:55	1
Xylenes, Total	10	U	10	0.67	ug/Kg			02/21/13 12:55	1
1,1,1-Trichloroethane	5.0	U	5.0	0.56	ug/Kg			02/21/13 12:55	1
1,1,2-Trichloroethane	5.0	U	5.0	0.39	ug/Kg			02/21/13 12:55	1
Cyclohexane	10	U	10	0.33	ug/Kg			02/21/13 12:55	1
1,2-Dibromo-3-Chloropropane	10	U	10	1.3	ug/Kg			02/21/13 12:55	1
Ethylene Dibromide	5.0	U	5.0	0.50	ug/Kg			02/21/13 12:55	1
Dichlorodifluoromethane	5.0	U	5.0	0.50	ug/Kg			02/21/13 12:55	1
cis-1,2-Dichloroethene	5.0	U	5.0	0.36	ug/Kg			02/21/13 12:55	1
trans-1,2-Dichloroethene	5.0	U	5.0	0.41	ug/Kg			02/21/13 12:55	1
Isopropylbenzene	5.0	U	5.0	0.16	ug/Kg			02/21/13 12:55	1
Methyl acetate	10	U	10	1.4	ug/Kg			02/21/13 12:55	1

Method: 8260B - Volatile Organic Compounds (GC/MS) (Continued)

Lab Sample ID: MB 240-76061/6
Matrix: Solid
Analysis Batch: 76061

Client Sample ID: Method Blank
Prep Type: Total/NA

Analyte	MB Result	MB Qualifier	RL	MDL	Unit	D	Prepared	Analyzed	Dil Fac
Methyl tert-butyl ether	20	U	20	0.43	ug/Kg			02/21/13 12:55	1
1,1,2-Trichloro-1,2,2-trifluoroethane	5.0	U	5.0	1.3	ug/Kg			02/21/13 12:55	1
1,2,4-Trichlorobenzene	0.341	J	5.0	0.27	ug/Kg			02/21/13 12:55	1
1,2-Dichlorobenzene	5.0	U	5.0	0.36	ug/Kg			02/21/13 12:55	1
1,3-Dichlorobenzene	5.0	U	5.0	0.35	ug/Kg			02/21/13 12:55	1
1,4-Dichlorobenzene	5.0	U	5.0	0.66	ug/Kg			02/21/13 12:55	1
Trichlorofluoromethane	5.0	U	5.0	0.34	ug/Kg			02/21/13 12:55	1
Chlorodibromomethane	5.0	U	5.0	0.55	ug/Kg			02/21/13 12:55	1
Methylcyclohexane	10	U	10	0.31	ug/Kg			02/21/13 12:55	1

Surrogate	*MB %Recovery*	*MB Qualifier*	*Limits*	*Prepared*	*Analyzed*	*Dil Fac*
1,2-Dichloroethane-d4 (Surr)	*92*		*58 - 123*		*02/21/13 12:55*	*1*
4-Bromofluorobenzene (Surr)	*85*		*52 - 136*		*02/21/13 12:55*	*1*
Toluene-d8 (Surr)	*92*		*67 - 125*		*02/21/13 12:55*	*1*
Dibromofluoromethane (Surr)	*80*		*37 - 132*		*02/21/13 12:55*	*1*

Lab Sample ID: LCS 240-76061/5
Matrix: Solid
Analysis Batch: 76061

Client Sample ID: Lab Control Sample
Prep Type: Total/NA

Analyte	Spike Added	LCS Result	LCS Qualifier	Unit	D	%Rec	%Rec. Limits
Acetone	100	109		ug/Kg		109	41 - 137
Benzene	50.0	46.7		ug/Kg		93	79 - 112
Dichlorobromomethane	50.0	43.8		ug/Kg		88	84 - 122
Bromoform	50.0	42.2		ug/Kg		84	62 - 133
Bromomethane	50.0	36.4		ug/Kg		73	42 - 136
2-Butanone (MEK)	100	85.2		ug/Kg		85	52 - 131
Carbon disulfide	50.0	38.0		ug/Kg		76	62 - 146
Carbon tetrachloride	50.0	49.7		ug/Kg		99	71 - 129
Chlorobenzene	50.0	46.5		ug/Kg		93	78 - 110
Chloroethane	50.0	44.9		ug/Kg		90	58 - 117
Chloroform	50.0	48.1		ug/Kg		96	77 - 114
Chloromethane	50.0	42.7		ug/Kg		85	50 - 110
1,1-Dichloroethane	50.0	49.1		ug/Kg		98	76 - 115
1,2-Dichloroethane	50.0	46.5		ug/Kg		93	72 - 120
1,1-Dichloroethene	50.0	45.8		ug/Kg		92	75 - 135
1,2-Dichloropropane	50.0	49.5		ug/Kg		99	87 - 113
cis-1,3-Dichloropropene	50.0	42.7		ug/Kg		85	74 - 128
trans-1,3-Dichloropropene	50.0	44.1		ug/Kg		88	73 - 131
Ethylbenzene	50.0	47.6		ug/Kg		95	79 - 117
2-Hexanone	100	89.0		ug/Kg		89	64 - 136
Methylene Chloride	50.0	46.1		ug/Kg		92	75 - 118
4-Methyl-2-pentanone (MIBK)	100	89.2		ug/Kg		89	67 - 135
Styrene	50.0	48.3		ug/Kg		97	87 - 117
1,1,2,2-Tetrachloroethane	50.0	47.2		ug/Kg		94	77 - 123
Tetrachloroethene	50.0	50.0		ug/Kg		100	79 - 114
Toluene	50.0	48.0		ug/Kg		96	75 - 111
Trichloroethene	50.0	49.9		ug/Kg		100	79 - 113

Method: 8260B - Volatile Organic Compounds (GC/MS) (Continued)

Lab Sample ID: LCS 240-76061/5
Matrix: Solid
Analysis Batch: 76061

Client Sample ID: Lab Control Sample
Prep Type: Total/NA

Analyte	Spike Added	LCS Result	LCS Qualifier	Unit	D	%Rec	%Rec. Limits
Vinyl chloride	50.0	42.7		ug/Kg		85	57 - 114
Xylenes, Total	150	143		ug/Kg		95	80 - 118
1,1,1-Trichloroethane	50.0	48.1		ug/Kg		96	77 - 126
1,1,2-Trichloroethane	50.0	48.8		ug/Kg		98	83 - 112
Cyclohexane	50.0	47.6		ug/Kg		95	66 - 110
1,2-Dibromo-3-Chloropropane	50.0	41.4		ug/Kg		83	61 - 132
Ethylene Dibromide	50.0	49.8		ug/Kg		100	83 - 117
Dichlorodifluoromethane	50.0	39.8		ug/Kg		80	26 - 113
cis-1,2-Dichloroethene	50.0	46.8		ug/Kg		94	76 - 113
trans-1,2-Dichloroethene	50.0	46.7		ug/Kg		93	78 - 117
Isopropylbenzene	50.0	47.4		ug/Kg		95	76 - 122
Methyl acetate	50.0	44.8		ug/Kg		90	57 - 130
Methyl tert-butyl ether	50.0	44.5		ug/Kg		89	49 - 165
1,1,2-Trichloro-1,2,2-trifluoroethane	50.0	49.6		ug/Kg		99	82 - 138
1,2,4-Trichlorobenzene	50.0	38.6		ug/Kg		77	64 - 124
1,2-Dichlorobenzene	50.0	44.5		ug/Kg		89	76 - 110
1,3-Dichlorobenzene	50.0	47.4		ug/Kg		95	78 - 111
1,4-Dichlorobenzene	50.0	44.8		ug/Kg		90	75 - 110
Trichlorofluoromethane	50.0	46.2		ug/Kg		92	57 - 146
Chlorodibromomethane	50.0	44.7		ug/Kg		89	72 - 127
Methylcyclohexane	50.0	49.6		ug/Kg		99	70 - 126
m-Xylene & p-Xylene	100	96.3		ug/Kg		96	80 - 117
o-Xylene	50.0	46.2		ug/Kg		92	80 - 120

Surrogate	*LCS %Recovery*	*LCS Qualifier*	*Limits*
1,2-Dichloroethane-d4 (Surr)	*87*		*58 - 123*
4-Bromofluorobenzene (Surr)	*91*		*52 - 136*
Toluene-d8 (Surr)	*92*		*67 - 125*
Dibromofluoromethane (Surr)	*89*		*37 - 132*

Method: 8270C - Semivolatile Organic Compounds (GC/MS)

Lab Sample ID: MB 240-75907/17-A
Matrix: Solid
Analysis Batch: 76314

Client Sample ID: Method Blank
Prep Type: Total/NA
Prep Batch: 75907

Analyte	MB Result	MB Qualifier	RL	MDL	Unit	D	Prepared	Analyzed	Dil Fac
1,1'-Biphenyl	50	U	50	27	ug/Kg		02/20/13 10:35	02/25/13 10:18	1
2,2'-oxybis[1-chloropropane]	100	U	100	9.5	ug/Kg		02/20/13 10:35	02/25/13 10:18	1
2,4,5-Trichlorophenol	150	U	150	25	ug/Kg		02/20/13 10:35	02/25/13 10:18	1
2,4,6-Trichlorophenol	150	U	150	80	ug/Kg		02/20/13 10:35	02/25/13 10:18	1
2,4-Dichlorophenol	150	U	150	20	ug/Kg		02/20/13 10:35	02/25/13 10:18	1
2,4-Dimethylphenol	150	U	150	20	ug/Kg		02/20/13 10:35	02/25/13 10:18	1
2,4-Dinitrophenol	330	U	330	80	ug/Kg		02/20/13 10:35	02/25/13 10:18	1
2,4-Dinitrotoluene	200	U	200	27	ug/Kg		02/20/13 10:35	02/25/13 10:18	1
2,6-Dinitrotoluene	200	U	200	21	ug/Kg		02/20/13 10:35	02/25/13 10:18	1
2-Chloronaphthalene	50	U	50	3.3	ug/Kg		02/20/13 10:35	02/25/13 10:18	1

Method: 8270C - Semivolatile Organic Compounds (GC/MS) (Continued)

Lab Sample ID: MB 240-75907/17-A
Matrix: Solid
Analysis Batch: 76314

Client Sample ID: Method Blank
Prep Type: Total/NA
Prep Batch: 75907

Analyte	MB Result	MB Qualifier	RL	MDL	Unit	D	Prepared	Analyzed	Dil Fac
2-Chlorophenol	50	U	50	27	ug/Kg		02/20/13 10:35	02/25/13 10:18	1
2-Methylnaphthalene	6.7	U	6.7	3.3	ug/Kg		02/20/13 10:35	02/25/13 10:18	1
2-Methylphenol	200	U	200	80	ug/Kg		02/20/13 10:35	02/25/13 10:18	1
2-Nitroaniline	200	U	200	9.1	ug/Kg		02/20/13 10:35	02/25/13 10:18	1
2-Nitrophenol	50	U	50	27	ug/Kg		02/20/13 10:35	02/25/13 10:18	1
3,3'-Dichlorobenzidine	100	U	100	18	ug/Kg		02/20/13 10:35	02/25/13 10:18	1
3-Nitroaniline	200	U	200	16	ug/Kg		02/20/13 10:35	02/25/13 10:18	1
4,6-Dinitro-2-methylphenol	150	U	150	80	ug/Kg		02/20/13 10:35	02/25/13 10:18	1
4-Bromophenyl phenyl ether	50	U	50	13	ug/Kg		02/20/13 10:35	02/25/13 10:18	1
4-Chloro-3-methylphenol	150	U	150	21	ug/Kg		02/20/13 10:35	02/25/13 10:18	1
4-Chloroaniline	150	U	150	17	ug/Kg		02/20/13 10:35	02/25/13 10:18	1
4-Chlorophenyl phenyl ether	50	U	50	13	ug/Kg		02/20/13 10:35	02/25/13 10:18	1
4-Nitroaniline	200	U	200	26	ug/Kg		02/20/13 10:35	02/25/13 10:18	1
4-Nitrophenol	330	U	330	80	ug/Kg		02/20/13 10:35	02/25/13 10:18	1
Acenaphthene	6.7	U	6.7	3.3	ug/Kg		02/20/13 10:35	02/25/13 10:18	1
Acenaphthylene	6.7	U	6.7	3.3	ug/Kg		02/20/13 10:35	02/25/13 10:18	1
Acetophenone	100	U	100	9.2	ug/Kg		02/20/13 10:35	02/25/13 10:18	1
Anthracene	6.7	U	6.7	3.3	ug/Kg		02/20/13 10:35	02/25/13 10:18	1
Atrazine	200	U	200	9.1	ug/Kg		02/20/13 10:35	02/25/13 10:18	1
Benzaldehyde	100	U	100	12	ug/Kg		02/20/13 10:35	02/25/13 10:18	1
Benzo[a]anthracene	6.7	U	6.7	3.3	ug/Kg		02/20/13 10:35	02/25/13 10:18	1
Benzo[a]pyrene	6.7	U	6.7	3.3	ug/Kg		02/20/13 10:35	02/25/13 10:18	1
Benzo[b]fluoranthene	6.7	U	6.7	3.3	ug/Kg		02/20/13 10:35	02/25/13 10:18	1
Benzo[g,h,i]perylene	6.7	U	6.7	3.3	ug/Kg		02/20/13 10:35	02/25/13 10:18	1
Benzo[k]fluoranthene	6.7	U	6.7	3.3	ug/Kg		02/20/13 10:35	02/25/13 10:18	1
Bis(2-chloroethoxy)methane	100	U	100	22	ug/Kg		02/20/13 10:35	02/25/13 10:18	1
Bis(2-chloroethyl)ether	100	U	100	2.0	ug/Kg		02/20/13 10:35	02/25/13 10:18	1
Bis(2-ethylhexyl) phthalate	30.1	J	50	19	ug/Kg		02/20/13 10:35	02/25/13 10:18	1
Butyl benzyl phthalate	50	U	50	10	ug/Kg		02/20/13 10:35	02/25/13 10:18	1
Caprolactam	330	U	330	37	ug/Kg		02/20/13 10:35	02/25/13 10:18	1
Carbazole	50	U	50	27	ug/Kg		02/20/13 10:35	02/25/13 10:18	1
Chrysene	6.7	U	6.7	1.1	ug/Kg		02/20/13 10:35	02/25/13 10:18	1
Dibenz(a,h)anthracene	6.7	U	6.7	3.3	ug/Kg		02/20/13 10:35	02/25/13 10:18	1
Dibenzofuran	50	U	50	3.3	ug/Kg		02/20/13 10:35	02/25/13 10:18	1
Diethyl phthalate	50	U	50	16	ug/Kg		02/20/13 10:35	02/25/13 10:18	1
Dimethyl phthalate	50	U	50	17	ug/Kg		02/20/13 10:35	02/25/13 10:18	1
Di-n-butyl phthalate	50	U	50	15	ug/Kg		02/20/13 10:35	02/25/13 10:18	1
Di-n-octyl phthalate	50	U	50	27	ug/Kg		02/20/13 10:35	02/25/13 10:18	1
Fluoranthene	6.7	U	6.7	3.3	ug/Kg		02/20/13 10:35	02/25/13 10:18	1
Fluorene	6.7	U	6.7	3.3	ug/Kg		02/20/13 10:35	02/25/13 10:18	1
Hexachlorobenzene	6.7	U	6.7	2.1	ug/Kg		02/20/13 10:35	02/25/13 10:18	1
Hexachlorobutadiene	50	U	50	27	ug/Kg		02/20/13 10:35	02/25/13 10:18	1
Hexachlorocyclopentadiene	330	U	330	27	ug/Kg		02/20/13 10:35	02/25/13 10:18	1
Hexachloroethane	50	U	50	9.0	ug/Kg		02/20/13 10:35	02/25/13 10:18	1
Indeno[1,2,3-cd]pyrene	6.7	U	6.7	3.3	ug/Kg		02/20/13 10:35	02/25/13 10:18	1
Isophorone	50	U	50	13	ug/Kg		02/20/13 10:35	02/25/13 10:18	1
Naphthalene	6.7	U	6.7	3.3	ug/Kg		02/20/13 10:35	02/25/13 10:18	1
Nitrobenzene	100	U	100	2.2	ug/Kg		02/20/13 10:35	02/25/13 10:18	1

Method: 8270C - Semivolatile Organic Compounds (GC/MS) (Continued)

Lab Sample ID: MB 240-75907/17-A
Matrix: Solid
Analysis Batch: 76314

Client Sample ID: Method Blank
Prep Type: Total/NA
Prep Batch: 75907

Analyte	MB Result	MB Qualifier	RL	MDL	Unit	D	Prepared	Analyzed	Dil Fac
N-Nitrosodi-n-propylamine	50	U	50	27	ug/Kg		02/20/13 10:35	02/25/13 10:18	1
N-Nitrosodiphenylamine	50	U	50	21	ug/Kg		02/20/13 10:35	02/25/13 10:18	1
Pentachlorophenol	150	U	150	80	ug/Kg		02/20/13 10:35	02/25/13 10:18	1
Phenol	50	U	50	27	ug/Kg		02/20/13 10:35	02/25/13 10:18	1
Phenanthrene	6.7	U	6.7	3.3	ug/Kg		02/20/13 10:35	02/25/13 10:18	1
Pyrene	6.7	U	6.7	3.3	ug/Kg		02/20/13 10:35	02/25/13 10:18	1
3 & 4 Methylphenol	400	U	400	20	ug/Kg		02/20/13 10:35	02/25/13 10:18	1

Surrogate	*MB %Recovery*	*MB Qualifier*	*Limits*	*Prepared*	*Analyzed*	*Dil Fac*
2-Fluorobiphenyl (Surr)	*61*		*24 - 110*	*02/20/13 10:35*	*02/25/13 10:18*	*1*
2-Fluorophenol (Surr)	*83*		*24 - 110*	*02/20/13 10:35*	*02/25/13 10:18*	*1*
2,4,6-Tribromophenol (Surr)	*52*		*10 - 110*	*02/20/13 10:35*	*02/25/13 10:18*	*1*
Nitrobenzene-d5 (Surr)	*71*		*20 - 110*	*02/20/13 10:35*	*02/25/13 10:18*	*1*
Phenol-d5 (Surr)	*86*		*26 - 110*	*02/20/13 10:35*	*02/25/13 10:18*	*1*
Terphenyl-d14 (Surr)	*78*		*36 - 110*	*02/20/13 10:35*	*02/25/13 10:18*	*1*

Lab Sample ID: LCS 240-75907/18-A
Matrix: Solid
Analysis Batch: 76314

Client Sample ID: Lab Control Sample
Prep Type: Total/NA
Prep Batch: 75907

Analyte	Spike Added	LCS Result	LCS Qualifier	Unit	D	%Rec	%Rec. Limits
1,1'-Biphenyl	667	483		ug/Kg		72	35 - 110
2,2'-oxybis[1-chloropropane]	667	719		ug/Kg		108	29 - 110
2,4,5-Trichlorophenol	667	577		ug/Kg		87	25 - 110
2,4,6-Trichlorophenol	667	540		ug/Kg		81	12 - 110
2,4-Dichlorophenol	667	561		ug/Kg		84	39 - 110
2,4-Dimethylphenol	667	384		ug/Kg		58	29 - 110
2,4-Dinitrophenol	667	473		ug/Kg		71	10 - 110
2,4-Dinitrotoluene	667	464		ug/Kg		70	48 - 110
2,6-Dinitrotoluene	667	475		ug/Kg		71	45 - 110
2-Chloronaphthalene	667	421		ug/Kg		63	32 - 110
2-Chlorophenol	667	542		ug/Kg		81	37 - 110
2-Methylnaphthalene	667	547		ug/Kg		82	36 - 110
2-Methylphenol	667	535		ug/Kg		80	41 - 110
2-Nitroaniline	667	637		ug/Kg		96	45 - 110
2-Nitrophenol	667	544		ug/Kg		82	34 - 110
3,3'-Dichlorobenzidine	667	341		ug/Kg		51	28 - 110
3-Nitroaniline	667	474		ug/Kg		71	44 - 110
4,6-Dinitro-2-methylphenol	667	540		ug/Kg		81	10 - 110
4-Bromophenyl phenyl ether	667	387		ug/Kg		58	39 - 110
4-Chloro-3-methylphenol	667	580		ug/Kg		87	48 - 110
4-Chloroaniline	667	404		ug/Kg		61	30 - 110
4-Chlorophenyl phenyl ether	667	406		ug/Kg		61	40 - 110
4-Nitroaniline	667	560		ug/Kg		84	48 - 110
4-Nitrophenol	667	484		ug/Kg		73	28 - 110
Acenaphthene	667	477		ug/Kg		72	38 - 110
Acenaphthylene	667	527		ug/Kg		79	40 - 110
Acetophenone	667	537		ug/Kg		81	40 - 110

Method: 8270C - Semivolatile Organic Compounds (GC/MS) (Continued)

Lab Sample ID: LCS 240-75907/18-A
Matrix: Solid
Analysis Batch: 76314

Client Sample ID: Lab Control Sample
Prep Type: Total/NA
Prep Batch: 75907

Analyte	Spike Added	LCS Result	LCS Qualifier	Unit	D	%Rec	%Rec. Limits
Anthracene	667	552		ug/Kg		83	48 - 110
Atrazine	667	775		ug/Kg		116	66 - 127
Benzaldehyde	667	453		ug/Kg		68	32 - 110
Benzo[a]anthracene	667	578		ug/Kg		87	50 - 110
Benzo[a]pyrene	667	520		ug/Kg		78	44 - 110
Benzo[b]fluoranthene	667	603		ug/Kg		90	43 - 110
Benzo[g,h,i]perylene	667	539		ug/Kg		81	51 - 110
Benzo[k]fluoranthene	667	578		ug/Kg		87	38 - 105
Bis(2-chloroethoxy)methane	667	429		ug/Kg		64	32 - 110
Bis(2-chloroethyl)ether	667	437		ug/Kg		66	34 - 110
Bis(2-ethylhexyl) phthalate	667	627		ug/Kg		94	50 - 110
Butyl benzyl phthalate	667	651		ug/Kg		98	51 - 110
Caprolactam	667	535		ug/Kg		80	44 - 114
Carbazole	667	578		ug/Kg		87	50 - 110
Chrysene	667	578		ug/Kg		87	50 - 110
Dibenz(a,h)anthracene	667	508		ug/Kg		76	51 - 110
Dibenzofuran	667	520		ug/Kg		78	43 - 110
Diethyl phthalate	667	524		ug/Kg		79	52 - 110
Dimethyl phthalate	667	551		ug/Kg		83	50 - 110
Di-n-butyl phthalate	667	604		ug/Kg		91	51 - 110
Di-n-octyl phthalate	667	673		ug/Kg		101	48 - 110
Fluoranthene	667	552		ug/Kg		83	51 - 110
Fluorene	667	532		ug/Kg		80	46 - 110
Hexachlorobenzene	667	366		ug/Kg		55	43 - 110
Hexachlorobutadiene	667	386		ug/Kg		58	29 - 110
Hexachlorocyclopentadiene	667	335		ug/Kg		50	12 - 110
Hexachloroethane	667	432		ug/Kg		65	30 - 110
Indeno[1,2,3-cd]pyrene	667	496		ug/Kg		74	50 - 110
Isophorone	667	528		ug/Kg		79	36 - 110
Naphthalene	667	514		ug/Kg		77	36 - 110
Nitrobenzene	667	446		ug/Kg		67	32 - 110
N-Nitrosodi-n-propylamine	667	560		ug/Kg		84	38 - 110
N-Nitrosodiphenylamine	667	593		ug/Kg		89	46 - 110
Pentachlorophenol	667	367		ug/Kg		55	10 - 110
Phenol	667	548		ug/Kg		82	38 - 110
Phenanthrene	667	531		ug/Kg		80	49 - 110
Pyrene	667	613		ug/Kg		92	49 - 110
3 & 4 Methylphenol	1330	1080		ug/Kg		81	40 - 110

Surrogate	*LCS %Recovery*	*LCS Qualifier*	*Limits*
2-Fluorobiphenyl (Surr)	*62*		*24 - 110*
2-Fluorophenol (Surr)	*81*		*24 - 110*
2,4,6-Tribromophenol (Surr)	*59*		*10 - 110*
Nitrobenzene-d5 (Surr)	*70*		*20 - 110*
Phenol-d5 (Surr)	*84*		*26 - 110*
Terphenyl-d14 (Surr)	*78*		*36 - 110*

GC/MS VOA

Prep Batch: 75819

Lab Sample ID	Client Sample ID	Prep Type	Matrix	Method	Prep Batch
240-21184-4	S-021813-SM-119	Total/NA	Solid	5035	
240-21184-5	S-021813-SM-120	Total/NA	Solid	5035	
240-21184-6	S-021813-SM-121	Total/NA	Solid	5035	
240-21184-8	S-021813-SM-123	Total/NA	Solid	5035	
240-21184-9	S-021813-SM-124	Total/NA	Solid	5035	
240-21184-9 MS	S-021813-SM-124	Total/NA	Solid	5035	
240-21184-9 MSD	S-021813-SM-124	Total/NA	Solid	5035	

Analysis Batch: 76004

Lab Sample ID	Client Sample ID	Prep Type	Matrix	Method	Prep Batch
240-21184-4	S-021813-SM-119	Total/NA	Solid	8260B	75819
240-21184-5	S-021813-SM-120	Total/NA	Solid	8260B	75819
240-21184-8	S-021813-SM-123	Total/NA	Solid	8260B	75819
LCS 240-76004/5	Lab Control Sample	Total/NA	Solid	8260B	
MB 240-76004/6	Method Blank	Total/NA	Solid	8260B	

Analysis Batch: 76061

Lab Sample ID	Client Sample ID	Prep Type	Matrix	Method	Prep Batch
240-21184-6	S-021813-SM-121	Total/NA	Solid	8260B	75819
240-21184-9	S-021813-SM-124	Total/NA	Solid	8260B	75819
240-21184-9 MS	S-021813-SM-124	Total/NA	Solid	8260B	75819
240-21184-9 MSD	S-021813-SM-124	Total/NA	Solid	8260B	75819
LCS 240-76061/5	Lab Control Sample	Total/NA	Solid	8260B	
MB 240-76061/6	Method Blank	Total/NA	Solid	8260B	

GC/MS Semi VOA

Prep Batch: 75907

Lab Sample ID	Client Sample ID	Prep Type	Matrix	Method	Prep Batch
240-21184-14	S-021813-SM-129	Total/NA	Solid	3540C	
240-21184-15	S-021813-SM-130	Total/NA	Solid	3540C	
240-21184-16	S-021813-SM-131	Total/NA	Solid	3540C	
240-21184-18	S-021813-SM-133	Total/NA	Solid	3540C	
240-21184-19	S-021813-SM-134	Total/NA	Solid	3540C	
LCS 240-75907/18-A	Lab Control Sample	Total/NA	Solid	3540C	
MB 240-75907/17-A	Method Blank	Total/NA	Solid	3540C	

Analysis Batch: 76314

Lab Sample ID	Client Sample ID	Prep Type	Matrix	Method	Prep Batch
240-21184-14	S-021813-SM-129	Total/NA	Solid	8270C	75907
240-21184-15	S-021813-SM-130	Total/NA	Solid	8270C	75907
240-21184-16	S-021813-SM-131	Total/NA	Solid	8270C	75907
240-21184-18	S-021813-SM-133	Total/NA	Solid	8270C	75907
240-21184-19	S-021813-SM-134	Total/NA	Solid	8270C	75907
LCS 240-75907/18-A	Lab Control Sample	Total/NA	Solid	8270C	75907
MB 240-75907/17-A	Method Blank	Total/NA	Solid	8270C	75907

General Chemistry

Analysis Batch: 75917

Lab Sample ID	Client Sample ID	Prep Type	Matrix	Method	Prep Batch
240-21184-4	S-021813-SM-119	Total/NA	Solid	Moisture	
240-21184-5	S-021813-SM-120	Total/NA	Solid	Moisture	
240-21184-6	S-021813-SM-121	Total/NA	Solid	Moisture	
240-21184-8	S-021813-SM-123	Total/NA	Solid	Moisture	
240-21184-9	S-021813-SM-124	Total/NA	Solid	Moisture	
240-21184-9 DU	S-021813-SM-124	Total/NA	Solid	Moisture	
240-21184-14	S-021813-SM-129	Total/NA	Solid	Moisture	
240-21184-15	S-021813-SM-130	Total/NA	Solid	Moisture	
240-21184-16	S-021813-SM-131	Total/NA	Solid	Moisture	
240-21184-18	S-021813-SM-133	Total/NA	Solid	Moisture	
240-21184-18 DU	S-021813-SM-133	Total/NA	Solid	Moisture	
240-21184-19	S-021813-SM-134	Total/NA	Solid	Moisture	

Lab Chronicle

Client: Conestoga-Rovers & Associates, Inc.
Project/Site: 017324-T07-017, RACER Former MTM

TestAmerica Job ID: 240-21184-1

Client Sample ID: S-021813-SM-119

Lab Sample ID: 240-21184-4
Date Collected: 02/18/13 12:45
Matrix: Solid
Date Received: 02/19/13 08:00
Percent Solids: 90.5

Prep Type	Batch Type	Batch Method	Run	Dilution Factor	Batch Number	Prepared or Analyzed	Analyst	Lab
Total/NA	Prep	5035			75819	02/19/13 15:09	LM	TAL NC
Total/NA	Analysis	8260B		1	76004	02/21/13 05:15	TL	TAL NC
Total/NA	Analysis	Moisture		1	75917	02/20/13 11:06	TH	TAL NC

Client Sample ID: S-021813-SM-120

Lab Sample ID: 240-21184-5
Date Collected: 02/18/13 12:46
Matrix: Solid
Date Received: 02/19/13 08:00
Percent Solids: 87.4

Prep Type	Batch Type	Batch Method	Run	Dilution Factor	Batch Number	Prepared or Analyzed	Analyst	Lab
Total/NA	Prep	5035			75819	02/19/13 15:09	LM	TAL NC
Total/NA	Analysis	8260B		1	76004	02/21/13 05:37	TL	TAL NC
Total/NA	Analysis	Moisture		1	75917	02/20/13 11:06	TH	TAL NC

Client Sample ID: S-021813-SM-121

Lab Sample ID: 240-21184-6
Date Collected: 02/18/13 12:47
Matrix: Solid
Date Received: 02/19/13 08:00
Percent Solids: 86.4

Prep Type	Batch Type	Batch Method	Run	Dilution Factor	Batch Number	Prepared or Analyzed	Analyst	Lab
Total/NA	Prep	5035			75819	02/19/13 15:09	LM	TAL NC
Total/NA	Analysis	8260B		1	76061	02/21/13 16:30	SM	TAL NC
Total/NA	Analysis	Moisture		1	75917	02/20/13 11:06	TH	TAL NC

Client Sample ID: S-021813-SM-123

Lab Sample ID: 240-21184-8
Date Collected: 02/18/13 13:00
Matrix: Solid
Date Received: 02/19/13 08:00
Percent Solids: 85.3

Prep Type	Batch Type	Batch Method	Run	Dilution Factor	Batch Number	Prepared or Analyzed	Analyst	Lab
Total/NA	Prep	5035			75819	02/19/13 15:09	LM	TAL NC
Total/NA	Analysis	8260B		1	76004	02/21/13 06:19	TL	TAL NC
Total/NA	Analysis	Moisture		1	75917	02/20/13 11:06	TH	TAL NC

Client Sample ID: S-021813-SM-124

Lab Sample ID: 240-21184-9
Date Collected: 02/18/13 13:01
Matrix: Solid
Date Received: 02/19/13 08:00
Percent Solids: 92.5

Prep Type	Batch Type	Batch Method	Run	Dilution Factor	Batch Number	Prepared or Analyzed	Analyst	Lab
Total/NA	Prep	5035			75819	02/19/13 15:09	LM	TAL NC
Total/NA	Analysis	8260B		1	76061	02/21/13 15:26	SM	TAL NC
Total/NA	Analysis	Moisture		1	75917	02/20/13 11:06	TH	TAL NC

Lab Chronicle

Client: Conestoga-Rovers & Associates, Inc.
Project/Site: 017324-T07-017, RACER Former MTM

TestAmerica Job ID: 240-21184-1

Client Sample ID: S-021813-SM-129

Lab Sample ID: 240-21184-14

Date Collected: 02/18/13 15:10
Matrix: Solid
Date Received: 02/19/13 08:00
Percent Solids: 89.3

Prep Type	Batch Type	Batch Method	Run	Dilution Factor	Batch Number	Prepared or Analyzed	Analyst	Lab
Total/NA	Prep	3540C			75907	02/20/13 10:35	LM	TAL NC
Total/NA	Analysis	8270C		1	76314	02/25/13 13:24	JG	TAL NC
Total/NA	Analysis	Moisture		1	75917	02/20/13 11:06	TH	TAL NC

Client Sample ID: S-021813-SM-130

Lab Sample ID: 240-21184-15

Date Collected: 02/18/13 15:12
Matrix: Solid
Date Received: 02/19/13 08:00
Percent Solids: 86.3

Prep Type	Batch Type	Batch Method	Run	Dilution Factor	Batch Number	Prepared or Analyzed	Analyst	Lab
Total/NA	Prep	3540C			75907	02/20/13 10:35	LM	TAL NC
Total/NA	Analysis	8270C		1	76314	02/25/13 13:47	JG	TAL NC
Total/NA	Analysis	Moisture		1	75917	02/20/13 11:06	TH	TAL NC

Client Sample ID: S-021813-SM-131

Lab Sample ID: 240-21184-16

Date Collected: 02/18/13 15:15
Matrix: Solid
Date Received: 02/19/13 08:00
Percent Solids: 86.5

Prep Type	Batch Type	Batch Method	Run	Dilution Factor	Batch Number	Prepared or Analyzed	Analyst	Lab
Total/NA	Prep	3540C			75907	02/20/13 10:35	LM	TAL NC
Total/NA	Analysis	8270C		1	76314	02/25/13 14:11	JG	TAL NC
Total/NA	Analysis	Moisture		1	75917	02/20/13 11:06	TH	TAL NC

Client Sample ID: S-021813-SM-133

Lab Sample ID: 240-21184-18

Date Collected: 02/18/13 15:40
Matrix: Solid
Date Received: 02/19/13 08:00
Percent Solids: 85.5

Prep Type	Batch Type	Batch Method	Run	Dilution Factor	Batch Number	Prepared or Analyzed	Analyst	Lab
Total/NA	Prep	3540C			75907	02/20/13 10:35	LM	TAL NC
Total/NA	Analysis	8270C		1	76314	02/25/13 14:34	JG	TAL NC
Total/NA	Analysis	Moisture		1	75917	02/20/13 11:06	TH	TAL NC

Client Sample ID: S-021813-SM-134

Lab Sample ID: 240-21184-19

Date Collected: 02/18/13 15:42
Matrix: Solid
Date Received: 02/19/13 08:00
Percent Solids: 90.9

Prep Type	Batch Type	Batch Method	Run	Dilution Factor	Batch Number	Prepared or Analyzed	Analyst	Lab
Total/NA	Prep	3540C			75907	02/20/13 10:35	LM	TAL NC
Total/NA	Analysis	8270C		1	76314	02/25/13 13:01	JG	TAL NC
Total/NA	Analysis	Moisture		1	75917	02/20/13 11:06	TH	TAL NC

Laboratory References:

TAL NC = TestAmerica Canton, 4101 Shuffel Street NW, North Canton, OH 44720, TEL (330)497-9396

Certification Summary

Client: Conestoga-Rovers & Associates, Inc.
Project/Site: 017324-T07-017, RACER Former MTM

TestAmerica Job ID: 240-21184-1

Laboratory: TestAmerica Canton

All certifications held by this laboratory are listed. Not all certifications are applicable to this report.

Authority	Program	EPA Region	Certification ID	Expiration Date
California	NELAP	9	01144CA	06-30-13
Connecticut	State Program	1	PH-0590	12-31-13
Florida	NELAP	4	E87225	06-30-13
Georgia	State Program	4	N/A	06-30-13
Illinois	NELAP	5	200004	07-31-13
Kansas	NELAP	7	E-10336	01-31-14
Kentucky	State Program	4	58	06-30-13
L-A-B	DoD ELAP		L2315	07-28-13
Nevada	State Program	9	OH-000482008A	07-31-13
New Jersey	NELAP	2	OH001	06-30-13
New York	NELAP	2	10975	04-01-13
Ohio VAP	State Program	5	CL0024	01-19-14
Pennsylvania	NELAP	3	68-00340	08-31-13
Texas	NELAP	6		08-03-13
USDA	Federal		P330-11-00328	08-26-14
Virginia	NELAP	3	460175	09-14-13
Wisconsin	State Program	5	999518190	08-31-13

CHAIN OF CUSTODY RECORD

COC NO.: IN- 03187

PAGE 1 OF 1

(See Reverse Side for Instructions)

CONESTOGA-ROVERS & ASSOCIATES
6520 Corporate Drive, Indianapolis, Indiana 46278
Phone: (317) 291-7007 Fax: (317) 328-2666

Project No/ Phase/Task Code: 017324-T07-GRA13	Laboratory Name: Test America	Lab Location: North Canton	SSOW ID: 017324-T07-001
Project Name: MTM	Lab Contact: Denise Heckler	Lab Quote No:	Cooler No:
Project Location: Muncie, IN			Carrier: Fedex
Chemistry Contact: Michael Richardson			Airbill No: 801378776810
Sampler(s): Sam Melecosky			Date Shipped: 2/18/13

Item	Sample Identification (Containers for each sample may be combined on one line)	Date (mm/dd/yy)	Time (military)	Matrix Code (see back of COC)	Grab (G) or Comp (C)	Container Quantity & Preservation: Unpreserved	Hydrochloric Acid (HCl)	Nitric Acid (HNO_3)	Sulfuric Acid (H_2SO_4)	Sodium Hydroxide (NaOH)	Methanol/Water (Soil VOC)	EnCores 3x5-g, 1x25-g	Other:	Total Containers/Sample	Analysis Requested: VOC	Percent Moisture	SVOC	MS/MSD Request	Comments/ Special Instructions:
1	S-021813-SM-116	02/18/13	1225	SO	G	1						3		4	X	X			Hold
2	-117		1226			1						3		4	X	X			Hold
3	-118		1227			1						3		4	X	X			Hold
4	-119		1245			1						3		4	X	X			
5	-120		1246			1						3		4	X	X			
6	-121		1247			1						3		4	X	X			
7	-122		1248			1						3		4	X	X			Hold
8	-123		1300			1						3		4	X	X			
9	-124		1301			2						9		11	X	X		X	
10	-125		1302			1						3		4	X	X			Hold
11	-126		1415			1								1			X		Hold
12	-127		1420			1								1			X		Hold
13	-128		1422			1								1			X		Hold
14	-129		1510			1								1			X		
15	S-021813-SM-130	02/18/13	1512	SO	G	1								1			X		

TAT Required in business days (use separate COCs for different TATs):
☐ 1 Day ☐ 2 Days ☐ 3 Days ☐ 1 Week ☐ 2 Week ☒ Other: 5 days

Total Number of Containers: 51

All Samples in Cooler must be on COC

Notes/ Special Requirements: 5 day TAT on Non hold Samples; Hold Samples normal TAT - VOC Non-Hold 5 day TAT, ~~Standard~~ SVOC

Relinquished By	Company	Date	Time	Received By	Company	Date	Time
1. Sam Melecosky	CRA	2/18/13	1700	1. David D. Stem	TA	2/19/13	800
2.				2.			
3.				3.			

THE CHAIN OF CUSTODY IS A LEGAL DOCUMENT – ALL FIELDS MUST BE COMPLETED ACCURATELY

Distribution: WHITE – Fully Executed Copy (CRA) YELLOW – Receiving Laboratory Copy PINK – Shipper GOLDENROD – Sampling Crew

CRA Form: COC-10A (20110804)

Page 47 of 50

2/26/2013

CHAIN OF CUSTODY RECORD

COC NO.: IN-03188
PAGE 2 OF 2
(See Reverse Side for Instructions)

CONESTOGA-ROVERS & ASSOCIATES
6520 Corporate Drive, Indianapolis, Indiana 46278
Phone: (317) 291-7007 Fax: (317) 328-2666

Project No/ Phase/Task Code: 017324-T07 CR413	Laboratory Name: Test America	Lab Location: North Canton	SSOW ID: 017324-T07-017
Project Name: MTM	Lab Contact: Denise Heckler	Lab Quote No:	Cooler No:
Project Location: Muncie IN			Carrier: Fedex
Chemistry Contact: Michael Richardson			Airbill No: 801378776810
Sampler(s): Sam Melecosky			Date Shipped: 2/18/13

Item	Sample Identification (Containers for each sample may be combined on one line)	Date (mm/dd/yy)	Time (hh:mm)	Matrix Code (see back of COC)	Grab (G) or Comp (C)	Container Quantity & Preservation: Unpreserved	HCl	HNO_3	H_2SO_4	NaOH	Methanol/Water (Soil VOC)	EnCores 3x5-g, 1x25-g	Other:	Total Containers/Sample	Analysis Requested: SVOC	MS/MSD Request	Comments/ Special Instructions:
1	S-021813-SM-131	02/18/13	1515	So	G	1								1	X		
2	-132		1517			1								1	X		Hold
3	-133		1540			1								1	X		
4	-134		1543			1								1	X		
5	S-021813-SM-135		1544	So	G	1								1	X		Hold
6																	
7																	
8																	
9																	
10																	
11																	
12																	
13																	
14																	
15																	

Page 49 of 50

TAT Required in business days (use separate COCs for different TATs):
☐ 1 Day ☐ 2 Days ☐ 3 Days ☐ 1 Week ☐ 2 Week ☒ Other: 5 days

Total Number of Containers: 5

All Samples in Cooler must be on COC

Notes/ Special Requirements: 5day TAT on VOC/SVOC non Hold Samples

Relinquished By	Company	Date	Time	Received By	Company	Date	Time
1. Sam Melecosky	CRA	2/18/13		1. Debbie Green	TA	2/19/13	800
2.				2.			
3.				3.			

2/26/2013

THE CHAIN OF CUSTODY IS A LEGAL DOCUMENT—ALL FIELDS MUST BE COMPLETED ACCURATELY

Distribution: WHITE—Fully Executed Copy (CRA) YELLOW—Receiving Laboratory Copy PINK—Shipper GOLDENROD—Sampling Crew

CRA Form: COC-10A (20110804)

TestAmerica Canton Sample Receipt Form/Narrative Login # : 21184

Client CRA Site Name _____ By: Dick Dolan

Cooler Received on 2-19-13 Opened on 2-19-13 (Signature)

FedEx 1st Grd Exp UPS FAS Stetson Client Drop Off TestAmerica Courier Other _____

TestAmerica Cooler # A243 Foam Box Client Cooler Box Other _____

Packing material used: Bubble Wrap Foam Plastic Bag None Other _____

COOLANT: Wet Ice Blue Ice Dry Ice Water None

1. Cooler temperature upon receipt

IR GUN# 1	(CF –2 °C)	Observed Sample Temp. _____ °C	Corrected Sample Temp. _____ °C	☐ Multiple on Back
IR GUN# 4G	(CF 0 °C)	Observed Sample Temp. 4.2 °C	Corrected Sample Temp. 4.2 °C	
IR GUN# 5G	(CF 0 °C)	Observed Sample Temp. _____ °C	Corrected Sample Temp. _____ °C	
IR GUN# 8	(CF 0 °C)	Observed Sample Temp. _____ °C	Corrected Sample Temp. _____ °C	

2. Were custody seals on the outside of the cooler(s)? If Yes Quantity 0	Yes	No
-Were custody seals on the outside of the cooler(s) signed & dated?	Yes	No NA
-Were custody seals on the bottle(s)?	Yes	No
3. Shippers' packing slip attached to the cooler(s)?	Yes	No
4. Did custody papers accompany the sample(s)?	Yes	No
5. Were the custody papers relinquished & signed in the appropriate place?	Yes	No
6. Did all bottles arrive in good condition (Unbroken)?	Yes	No
7. Could all bottle labels be reconciled with the COC?	Yes	No
8. Were correct bottle(s) used for the test(s) indicated?	Yes	No
9. Sufficient quantity received to perform indicated analyses?	Yes	No
10. Were sample(s) at the correct pH upon receipt?	Yes	No NA
11. Were VOAs on the COC?	Yes	No
12. Were air bubbles >6 mm in any VOA vials?	Yes	No NA
13. Was a trip blank present in the cooler(s)?	Yes	No

Contacted PM _____ Date _____ by _____ via Verbal Voice Mail Other

Concerning _____

14. CHAIN OF CUSTODY & SAMPLE DISCREPANCIES

15. SAMPLE CONDITION

Sample(s) _____ were received after the recommended holding time had expired.

Sample(s) _____ were received in a broken container.

Sample(s) _____ were received with bubble >6 mm in diameter. (Notify PM)

16. SAMPLE PRESERVATION

Sample(s) _____ were further preserved in Sample Receiving to meet recommended pH level(s). Nitric Acid Lot# 031512-HNO3; Sulfuric Acid Lot# 051012-H2SO4; Sodium Hydroxide Lot# 121809 -NaOH; Hydrochloric Acid Lot# 041911-HCl; Sodium Hydroxide and Zinc Acetate Lot# 100108-(CH3COO)2ZN/NaOH. What time was preservative added to sample(s)? _____

Client ID	pH	Date	Initials

TestAmerica

THE LEADER IN ENVIRONMENTAL TESTING



ANALYTICAL REPORT

TestAmerica Laboratories, Inc.
TestAmerica Canton
4101 Shuffel Street NW
North Canton, OH 44720
Tel: (330)497-9396

TestAmerica Job ID: 240-21223-1
Client Project/Site: 017324-T07-017, RACER Former MTM

For:
Conestoga-Rovers & Associates, Inc.
6520 Corporate Drive
Indianapolis, Indiana 46278

Attn: Mr. Michael Richardson

Denise D Heckler

Authorized for release by:
2/27/2013 2:48:09 PM

Denise Heckler
Project Manager II
denise.heckler@testamericainc.com

LINKS

Review your project results through TotalAccess

Have a Question? Ask The Expert

Visit us at: www.testamericainc.com

This report has been electronically signed and authorized by the signatory. Electronic signature is intended to be the legally binding equivalent of a traditionally handwritten signature.

Results relate only to the items tested and the sample(s) as received by the laboratory.

Table of Contents

Cover Page 1
Table of Contents 2
Definitions/Glossary 3
Case Narrative 4
Method Summary 6
Sample Summary 7
Detection Summary 8
Client Sample Results 9
Surrogate Summary 17
QC Sample Results 18
QC Association Summary 28
Lab Chronicle 29
Certification Summary 30
Chain of Custody 31

Qualifiers

GC/MS VOA

Qualifier	Qualifier Description
U	Indicates the analyte was analyzed for but not detected.
J	Result is less than the RL but greater than or equal to the MDL and the concentration is an approximate value.
B	Compound was found in the blank and sample.

GC/MS Semi VOA

Qualifier	Qualifier Description
U	Indicates the analyte was analyzed for but not detected.
J	Result is less than the RL but greater than or equal to the MDL and the concentration is an approximate value.
F	MS or MSD exceeds the control limits

Glossary

Abbreviation	These commonly used abbreviations may or may not be present in this report.
¤	Listed under the "D" column to designate that the result is reported on a dry weight basis
%R	Percent Recovery
CNF	Contains no Free Liquid
DER	Duplicate error ratio (normalized absolute difference)
DL, RA, RE, IN	Indicates a Dilution, Re-analysis, Re-extraction, or additional Initial metals/anion analysis of the sample
DLC	Decision level concentration
MDA	Minimum detectable activity
EDL	Estimated Detection Limit
MDC	Minimum detectable concentration
MDL	Method Detection Limit
ML	Minimum Level (Dioxin)
ND	Not detected at the reporting limit (or MDL or EDL if shown)
PQL	Practical Quantitation Limit
QC	Quality Control
RER	Relative error ratio
RL	Reporting Limit or Requested Limit (Radiochemistry)
RPD	Relative Percent Difference, a measure of the relative difference between two points
TEF	Toxicity Equivalent Factor (Dioxin)
TEQ	Toxicity Equivalent Quotient (Dioxin)

Job ID: 240-21223-1

Laboratory: TestAmerica Canton

Narrative

CASE NARRATIVE

Client: Conestoga-Rovers & Associates, Inc.

Project: 017324-T07-017, RACER Former MTM

Report Number: 240-21223-1

With the exceptions noted as flags or footnotes, standard analytical protocols were followed in the analysis of the samples and no problems were encountered or anomalies observed. In addition all laboratory quality control samples were within established control limits, with any exceptions noted below. Each sample was analyzed to achieve the lowest possible reporting limit within the constraints of the method. In some cases, due to interference or analytes present at high concentrations, samples were diluted. For diluted samples, the reporting limits are adjusted relative to the dilution required.

TestAmerica Canton attests to the validity of the laboratory data generated by TestAmerica facilities reported herein. All analyses performed by TestAmerica facilities were done using established laboratory SOPs that incorporate QA/QC procedures described in the application methods. TestAmerica's operations groups have reviewed the data for compliance with the laboratory QA/QC plan, and data have been found to be compliant with laboratory protocols unless otherwise noted below.

The test results in this report meet all NELAP requirements for parameters for which accreditation is required or available. Any exceptions to NELAP requirements are noted in this report. Pursuant to NELAP, this report may not be reproduced, except in full, without the written approval of the laboratory.

Calculations are performed before rounding to avoid round-off errors in calculated results.

All holding times were met and proper preservation noted for the methods performed on these samples, unless otherwise detailed in the individual sections below.

All solid sample results are reported on an "as received" basis unless otherwise indicated by the presence of a % solids value in the method header.

This laboratory report is confidential and is intended for the sole use of TestAmerica and its client.

RECEIPT

The samples were received on 02/20/2013; the samples arrived in good condition, properly preserved and on ice. The temperature of the coolers at receipt was 2.2 C.

VOLATILE ORGANIC COMPOUNDS (GC-MS)

Samples S-021913-SM-148 (240-21223-13) and S-021913-SM-149 (240-21223-14) were analyzed for volatile organic compounds (GC-MS) in accordance with EPA SW-846 Method 8260B. The samples were prepared on 02/20/2013 and analyzed on 02/21/2013.

Several analytes were detected in method blank MB 240-76061/6 at levels that were above the method detection limit but below the reporting limit. The values should be considered estimates, and have been flagged "J". If the associated sample reported a result above the MDL and/or RL, the result has been "B" flagged.

No other difficulties were encountered during the VOCs analyses.

All other quality control parameters were within the acceptance limits.

SEMIVOLATILE ORGANIC COMPOUNDS (GC-MS)

Samples S-021913-SM-136 (240-21223-1) and S-021913-SM-137 (240-21223-2) were analyzed for semivolatile organic compounds (GC-MS) in accordance with EPA SW-846 Method 8270C. The samples were prepared on 02/21/2013 and analyzed on 02/26/2013.

Job ID: 240-21223-1 (Continued)

Laboratory: TestAmerica Canton (Continued)

Hexachlorocyclopentadiene failed the recovery criteria low for the MS/MSD of sample S-021913-SM-137 (240-21223-2) in batch 240-76429.

Sample S-021913-SM-136 (240-21223-1)[2.5X] required dilution prior to analysis due to the nature of the sample matrix. The reporting limits have been adjusted accordingly.

No other difficulties were encountered during the SVOCs analyses.

All other quality control parameters were within the acceptance limits.

Method Summary

Client: Conestoga-Rovers & Associates, Inc.
Project/Site: 017324-T07-017, RACER Former MTM

TestAmerica Job ID: 240-21223-1

Method	Method Description	Protocol	Laboratory
8260B	Volatile Organic Compounds (GC/MS)	SW846	TAL NC
8270C	Semivolatile Organic Compounds (GC/MS)	SW846	TAL NC
Moisture	Percent Moisture	EPA	TAL NC

Protocol References:

EPA = US Environmental Protection Agency

SW846 = "Test Methods For Evaluating Solid Waste, Physical/Chemical Methods", Third Edition, November 1986 And Its Updates.

Laboratory References:

TAL NC = TestAmerica Canton, 4101 Shuffel Street NW, North Canton, OH 44720, TEL (330)497-9396

Sample Summary

Client: Conestoga-Rovers & Associates, Inc.
Project/Site: 017324-T07-017, RACER Former MTM

TestAmerica Job ID: 240-21223-1

Lab Sample ID	Client Sample ID	Matrix	Collected	Received
240-21223-1	S-021913-SM-136	Solid	02/19/13 09:00	02/20/13 09:10
240-21223-2	S-021913-SM-137	Solid	02/19/13 09:01	02/20/13 09:10
240-21223-13	S-021913-SM-148	Solid	02/19/13 12:40	02/20/13 09:10
240-21223-14	S-021913-SM-149	Solid	02/19/13 12:42	02/20/13 09:10

Detection Summary

Client: Conestoga-Rovers & Associates, Inc.
Project/Site: 017324-T07-017, RACER Former MTM

TestAmerica Job ID: 240-21223-1

Client Sample ID: S-021913-SM-136 — Lab Sample ID: 240-21223-1

Analyte	Result	Qualifier	RL	MDL	Unit	Dil Fac	D	Method	Prep Type
2,4,5-Trichlorophenol	290	J	430	71	ug/Kg	2.5	☼	8270C	Total/NA
2-Methylnaphthalene	33		19	9.4	ug/Kg	2.5	☼	8270C	Total/NA
Acenaphthene	52		19	9.4	ug/Kg	2.5	☼	8270C	Total/NA
Anthracene	100		19	9.4	ug/Kg	2.5	☼	8270C	Total/NA
Benzo[a]anthracene	180		19	9.4	ug/Kg	2.5	☼	8270C	Total/NA
Benzo[a]pyrene	200		19	9.4	ug/Kg	2.5	☼	8270C	Total/NA
Benzo[b]fluoranthene	190		19	9.4	ug/Kg	2.5	☼	8270C	Total/NA
Benzo[g,h,i]perylene	130		19	9.4	ug/Kg	2.5	☼	8270C	Total/NA
Benzo[k]fluoranthene	91		19	9.4	ug/Kg	2.5	☼	8270C	Total/NA
Chrysene	280		19	3.1	ug/Kg	2.5	☼	8270C	Total/NA
Dibenzofuran	30	J	140	9.4	ug/Kg	2.5	☼	8270C	Total/NA
Fluoranthene	340		19	9.4	ug/Kg	2.5	☼	8270C	Total/NA
Fluorene	38		19	9.4	ug/Kg	2.5	☼	8270C	Total/NA
Indeno[1,2,3-cd]pyrene	77		19	9.4	ug/Kg	2.5	☼	8270C	Total/NA
Naphthalene	21		19	9.4	ug/Kg	2.5	☼	8270C	Total/NA
Pentachlorophenol	600		430	230	ug/Kg	2.5	☼	8270C	Total/NA
Phenanthrene	400		19	9.4	ug/Kg	2.5	☼	8270C	Total/NA
Pyrene	620		19	9.4	ug/Kg	2.5	☼	8270C	Total/NA

Client Sample ID: S-021913-SM-137 — Lab Sample ID: 240-21223-2

No Detections

Client Sample ID: S-021913-SM-148 — Lab Sample ID: 240-21223-13

Analyte	Result	Qualifier	RL	MDL	Unit	Dil Fac	D	Method	Prep Type
Carbon disulfide	4.1	J	7.9	0.69	ug/Kg	1	☼	8260B	Total/NA
Methyl acetate	14	J	16	2.2	ug/Kg	1	☼	8260B	Total/NA

Client Sample ID: S-021913-SM-149 — Lab Sample ID: 240-21223-14

Analyte	Result	Qualifier	RL	MDL	Unit	Dil Fac	D	Method	Prep Type
2-Butanone (MEK)	2.4	J B	22	1.5	ug/Kg	1	☼	8260B	Total/NA

This Detection Summary does not include radiochemical test results.

Client: Conestoga-Rovers & Associates, Inc.
Project/Site: 017324-T07-017, RACER Former MTM

TestAmerica Job ID: 240-21223-1

Client Sample ID: S-021913-SM-136
Date Collected: 02/19/13 09:00
Date Received: 02/20/13 09:10

Lab Sample ID: 240-21223-1
Matrix: Solid
Percent Solids: 89.1

Method: 8270C - Semivolatile Organic Compounds (GC/MS)

Analyte	Result	Qualifier	RL	MDL	Unit	D	Prepared	Analyzed	Dil Fac
1,1'-Biphenyl	140	U	140	77	ug/Kg	☼	02/21/13 11:25	02/26/13 12:05	2.5
2,2'-oxybis[1-chloropropane]	280	U	280	27	ug/Kg	☼	02/21/13 11:25	02/26/13 12:05	2.5
2,4,5-Trichlorophenol	**290**	**J**	430	71	ug/Kg	☼	02/21/13 11:25	02/26/13 12:05	2.5
2,4,6-Trichlorophenol	430	U	430	230	ug/Kg	☼	02/21/13 11:25	02/26/13 12:05	2.5
2,4-Dichlorophenol	430	U	430	57	ug/Kg	☼	02/21/13 11:25	02/26/13 12:05	2.5
2,4-Dimethylphenol	430	U	430	57	ug/Kg	☼	02/21/13 11:25	02/26/13 12:05	2.5
2,4-Dinitrophenol	940	U	940	230	ug/Kg	☼	02/21/13 11:25	02/26/13 12:05	2.5
2,4-Dinitrotoluene	570	U	570	77	ug/Kg	☼	02/21/13 11:25	02/26/13 12:05	2.5
2,6-Dinitrotoluene	570	U	570	60	ug/Kg	☼	02/21/13 11:25	02/26/13 12:05	2.5
2-Chloronaphthalene	140	U	140	9.4	ug/Kg	☼	02/21/13 11:25	02/26/13 12:05	2.5
2-Chlorophenol	140	U	140	77	ug/Kg	☼	02/21/13 11:25	02/26/13 12:05	2.5
2-Methylnaphthalene	**33**		19	9.4	ug/Kg	☼	02/21/13 11:25	02/26/13 12:05	2.5
2-Methylphenol	570	U	570	230	ug/Kg	☼	02/21/13 11:25	02/26/13 12:05	2.5
2-Nitroaniline	570	U	570	26	ug/Kg	☼	02/21/13 11:25	02/26/13 12:05	2.5
2-Nitrophenol	140	U	140	77	ug/Kg	☼	02/21/13 11:25	02/26/13 12:05	2.5
3,3'-Dichlorobenzidine	280	U	280	51	ug/Kg	☼	02/21/13 11:25	02/26/13 12:05	2.5
3-Nitroaniline	570	U	570	46	ug/Kg	☼	02/21/13 11:25	02/26/13 12:05	2.5
4,6-Dinitro-2-methylphenol	430	U	430	230	ug/Kg	☼	02/21/13 11:25	02/26/13 12:05	2.5
4-Bromophenyl phenyl ether	140	U	140	37	ug/Kg	☼	02/21/13 11:25	02/26/13 12:05	2.5
4-Chloro-3-methylphenol	430	U	430	60	ug/Kg	☼	02/21/13 11:25	02/26/13 12:05	2.5
4-Chloroaniline	430	U	430	48	ug/Kg	☼	02/21/13 11:25	02/26/13 12:05	2.5
4-Chlorophenyl phenyl ether	140	U	140	37	ug/Kg	☼	02/21/13 11:25	02/26/13 12:05	2.5
4-Nitroaniline	570	U	570	74	ug/Kg	☼	02/21/13 11:25	02/26/13 12:05	2.5
4-Nitrophenol	940	U	940	230	ug/Kg	☼	02/21/13 11:25	02/26/13 12:05	2.5
Acenaphthene	**52**		19	9.4	ug/Kg	☼	02/21/13 11:25	02/26/13 12:05	2.5
Acenaphthylene	19	U	19	9.4	ug/Kg	☼	02/21/13 11:25	02/26/13 12:05	2.5
Acetophenone	280	U	280	26	ug/Kg	☼	02/21/13 11:25	02/26/13 12:05	2.5
Anthracene	**100**		19	9.4	ug/Kg	☼	02/21/13 11:25	02/26/13 12:05	2.5
Atrazine	570	U	570	26	ug/Kg	☼	02/21/13 11:25	02/26/13 12:05	2.5
Benzaldehyde	280	U	280	34	ug/Kg	☼	02/21/13 11:25	02/26/13 12:05	2.5
Benzo[a]anthracene	**180**		19	9.4	ug/Kg	☼	02/21/13 11:25	02/26/13 12:05	2.5
Benzo[a]pyrene	**200**		19	9.4	ug/Kg	☼	02/21/13 11:25	02/26/13 12:05	2.5
Benzo[b]fluoranthene	**190**		19	9.4	ug/Kg	☼	02/21/13 11:25	02/26/13 12:05	2.5
Benzo[g,h,i]perylene	**130**		19	9.4	ug/Kg	☼	02/21/13 11:25	02/26/13 12:05	2.5
Benzo[k]fluoranthene	**91**		19	9.4	ug/Kg	☼	02/21/13 11:25	02/26/13 12:05	2.5
Bis(2-chloroethoxy)methane	280	U	280	63	ug/Kg	☼	02/21/13 11:25	02/26/13 12:05	2.5
Bis(2-chloroethyl)ether	280	U	280	5.7	ug/Kg	☼	02/21/13 11:25	02/26/13 12:05	2.5
Bis(2-ethylhexyl) phthalate	140	U	140	54	ug/Kg	☼	02/21/13 11:25	02/26/13 12:05	2.5
Butyl benzyl phthalate	140	U	140	28	ug/Kg	☼	02/21/13 11:25	02/26/13 12:05	2.5
Caprolactam	940	U	940	110	ug/Kg	☼	02/21/13 11:25	02/26/13 12:05	2.5
Carbazole	140	U	140	77	ug/Kg	☼	02/21/13 11:25	02/26/13 12:05	2.5
Chrysene	**280**		19	3.1	ug/Kg	☼	02/21/13 11:25	02/26/13 12:05	2.5
Dibenz(a,h)anthracene	19	U	19	9.4	ug/Kg	☼	02/21/13 11:25	02/26/13 12:05	2.5
Dibenzofuran	**30**	**J**	140	9.4	ug/Kg	☼	02/21/13 11:25	02/26/13 12:05	2.5
Diethyl phthalate	140	U	140	46	ug/Kg	☼	02/21/13 11:25	02/26/13 12:05	2.5
Dimethyl phthalate	140	U	140	48	ug/Kg	☼	02/21/13 11:25	02/26/13 12:05	2.5
Di-n-butyl phthalate	140	U	140	43	ug/Kg	☼	02/21/13 11:25	02/26/13 12:05	2.5
Di-n-octyl phthalate	140	U	140	77	ug/Kg	☼	02/21/13 11:25	02/26/13 12:05	2.5
Fluoranthene	**340**		19	9.4	ug/Kg	☼	02/21/13 11:25	02/26/13 12:05	2.5

Client: Conestoga-Rovers & Associates, Inc.
Project/Site: 017324-T07-017, RACER Former MTM

TestAmerica Job ID: 240-21223-1

Client Sample ID: S-021913-SM-136
Date Collected: 02/19/13 09:00
Date Received: 02/20/13 09:10

Lab Sample ID: 240-21223-1
Matrix: Solid
Percent Solids: 89.1

Method: 8270C - Semivolatile Organic Compounds (GC/MS) (Continued)

Analyte	Result	Qualifier	RL	MDL	Unit	D	Prepared	Analyzed	Dil Fac
Fluorene	**38**		19	9.4	ug/Kg	☼	02/21/13 11:25	02/26/13 12:05	2.5
Hexachlorobenzene	19	U	19	6.0	ug/Kg	☼	02/21/13 11:25	02/26/13 12:05	2.5
Hexachlorobutadiene	140	U	140	77	ug/Kg	☼	02/21/13 11:25	02/26/13 12:05	2.5
Hexachlorocyclopentadiene	940	U	940	77	ug/Kg	☼	02/21/13 11:25	02/26/13 12:05	2.5
Hexachloroethane	140	U	140	26	ug/Kg	☼	02/21/13 11:25	02/26/13 12:05	2.5
Indeno[1,2,3-cd]pyrene	**77**		19	9.4	ug/Kg	☼	02/21/13 11:25	02/26/13 12:05	2.5
Isophorone	140	U	140	37	ug/Kg	☼	02/21/13 11:25	02/26/13 12:05	2.5
Naphthalene	**21**		19	9.4	ug/Kg	☼	02/21/13 11:25	02/26/13 12:05	2.5
Nitrobenzene	280	U	280	6.3	ug/Kg	☼	02/21/13 11:25	02/26/13 12:05	2.5
N-Nitrosodi-n-propylamine	140	U	140	77	ug/Kg	☼	02/21/13 11:25	02/26/13 12:05	2.5
N-Nitrosodiphenylamine	140	U	140	60	ug/Kg	☼	02/21/13 11:25	02/26/13 12:05	2.5
Pentachlorophenol	**600**		430	230	ug/Kg	☼	02/21/13 11:25	02/26/13 12:05	2.5
Phenol	140	U	140	77	ug/Kg	☼	02/21/13 11:25	02/26/13 12:05	2.5
Phenanthrene	**400**		19	9.4	ug/Kg	☼	02/21/13 11:25	02/26/13 12:05	2.5
Pyrene	**620**		19	9.4	ug/Kg	☼	02/21/13 11:25	02/26/13 12:05	2.5
3 & 4 Methylphenol	1100	U	1100	57	ug/Kg	☼	02/21/13 11:25	02/26/13 12:05	2.5

Surrogate	*%Recovery*	*Qualifier*	*Limits*	*Prepared*	*Analyzed*	*Dil Fac*
2-Fluorobiphenyl (Surr)	*60*		*24 - 110*	*02/21/13 11:25*	*02/26/13 12:05*	*2.5*
2-Fluorophenol (Surr)	*54*		*24 - 110*	*02/21/13 11:25*	*02/26/13 12:05*	*2.5*
2,4,6-Tribromophenol (Surr)	*33*		*10 - 110*	*02/21/13 11:25*	*02/26/13 12:05*	*2.5*
Nitrobenzene-d5 (Surr)	*63*		*20 - 110*	*02/21/13 11:25*	*02/26/13 12:05*	*2.5*
Phenol-d5 (Surr)	*53*		*26 - 110*	*02/21/13 11:25*	*02/26/13 12:05*	*2.5*
Terphenyl-d14 (Surr)	*73*		*36 - 110*	*02/21/13 11:25*	*02/26/13 12:05*	*2.5*

Client: Conestoga-Rovers & Associates, Inc.
Project/Site: 017324-T07-017, RACER Former MTM

TestAmerica Job ID: 240-21223-1

Client Sample ID: S-021913-SM-137
Date Collected: 02/19/13 09:01
Date Received: 02/20/13 09:10

Lab Sample ID: 240-21223-2
Matrix: Solid
Percent Solids: 91.1

Method: 8270C - Semivolatile Organic Compounds (GC/MS)

Analyte	Result	Qualifier	RL	MDL	Unit	D	Prepared	Analyzed	Dil Fac
1,1'-Biphenyl	56	U	56	30	ug/Kg	☼	02/21/13 11:25	02/26/13 11:00	1
2,2'-oxybis[1-chloropropane]	110	U	110	11	ug/Kg	☼	02/21/13 11:25	02/26/13 11:00	1
2,4,5-Trichlorophenol	170	U	170	28	ug/Kg	☼	02/21/13 11:25	02/26/13 11:00	1
2,4,6-Trichlorophenol	170	U	170	89	ug/Kg	☼	02/21/13 11:25	02/26/13 11:00	1
2,4-Dichlorophenol	170	U	170	22	ug/Kg	☼	02/21/13 11:25	02/26/13 11:00	1
2,4-Dimethylphenol	170	U	170	22	ug/Kg	☼	02/21/13 11:25	02/26/13 11:00	1
2,4-Dinitrophenol	370	U	370	89	ug/Kg	☼	02/21/13 11:25	02/26/13 11:00	1
2,4-Dinitrotoluene	220	U	220	30	ug/Kg	☼	02/21/13 11:25	02/26/13 11:00	1
2,6-Dinitrotoluene	220	U	220	23	ug/Kg	☼	02/21/13 11:25	02/26/13 11:00	1
2-Chloronaphthalene	56	U	56	3.7	ug/Kg	☼	02/21/13 11:25	02/26/13 11:00	1
2-Chlorophenol	56	U	56	30	ug/Kg	☼	02/21/13 11:25	02/26/13 11:00	1
2-Methylnaphthalene	7.4	U	7.4	3.7	ug/Kg	☼	02/21/13 11:25	02/26/13 11:00	1
2-Methylphenol	220	U	220	89	ug/Kg	☼	02/21/13 11:25	02/26/13 11:00	1
2-Nitroaniline	220	U	220	10	ug/Kg	☼	02/21/13 11:25	02/26/13 11:00	1
2-Nitrophenol	56	U	56	30	ug/Kg	☼	02/21/13 11:25	02/26/13 11:00	1
3,3'-Dichlorobenzidine	110	U	110	20	ug/Kg	☼	02/21/13 11:25	02/26/13 11:00	1
3-Nitroaniline	220	U	220	18	ug/Kg	☼	02/21/13 11:25	02/26/13 11:00	1
4,6-Dinitro-2-methylphenol	170	U	170	89	ug/Kg	☼	02/21/13 11:25	02/26/13 11:00	1
4-Bromophenyl phenyl ether	56	U	56	15	ug/Kg	☼	02/21/13 11:25	02/26/13 11:00	1
4-Chloro-3-methylphenol	170	U	170	23	ug/Kg	☼	02/21/13 11:25	02/26/13 11:00	1
4-Chloroaniline	170	U	170	19	ug/Kg	☼	02/21/13 11:25	02/26/13 11:00	1
4-Chlorophenyl phenyl ether	56	U	56	15	ug/Kg	☼	02/21/13 11:25	02/26/13 11:00	1
4-Nitroaniline	220	U	220	29	ug/Kg	☼	02/21/13 11:25	02/26/13 11:00	1
4-Nitrophenol	370	U	370	89	ug/Kg	☼	02/21/13 11:25	02/26/13 11:00	1
Acenaphthene	7.4	U	7.4	3.7	ug/Kg	☼	02/21/13 11:25	02/26/13 11:00	1
Acenaphthylene	7.4	U	7.4	3.7	ug/Kg	☼	02/21/13 11:25	02/26/13 11:00	1
Acetophenone	110	U	110	10	ug/Kg	☼	02/21/13 11:25	02/26/13 11:00	1
Anthracene	7.4	U	7.4	3.7	ug/Kg	☼	02/21/13 11:25	02/26/13 11:00	1
Atrazine	220	U	220	10	ug/Kg	☼	02/21/13 11:25	02/26/13 11:00	1
Benzaldehyde	110	U	110	13	ug/Kg	☼	02/21/13 11:25	02/26/13 11:00	1
Benzo[a]anthracene	7.4	U	7.4	3.7	ug/Kg	☼	02/21/13 11:25	02/26/13 11:00	1
Benzo[a]pyrene	7.4	U	7.4	3.7	ug/Kg	☼	02/21/13 11:25	02/26/13 11:00	1
Benzo[b]fluoranthene	7.4	U	7.4	3.7	ug/Kg	☼	02/21/13 11:25	02/26/13 11:00	1
Benzo[g,h,i]perylene	7.4	U	7.4	3.7	ug/Kg	☼	02/21/13 11:25	02/26/13 11:00	1
Benzo[k]fluoranthene	7.4	U	7.4	3.7	ug/Kg	☼	02/21/13 11:25	02/26/13 11:00	1
Bis(2-chloroethoxy)methane	110	U	110	25	ug/Kg	☼	02/21/13 11:25	02/26/13 11:00	1
Bis(2-chloroethyl)ether	110	U	110	2.2	ug/Kg	☼	02/21/13 11:25	02/26/13 11:00	1
Bis(2-ethylhexyl) phthalate	56	U	56	21	ug/Kg	☼	02/21/13 11:25	02/26/13 11:00	1
Butyl benzyl phthalate	56	U	56	11	ug/Kg	☼	02/21/13 11:25	02/26/13 11:00	1
Caprolactam	370	U	370	41	ug/Kg	☼	02/21/13 11:25	02/26/13 11:00	1
Carbazole	56	U	56	30	ug/Kg	☼	02/21/13 11:25	02/26/13 11:00	1
Chrysene	7.4	U	7.4	1.2	ug/Kg	☼	02/21/13 11:25	02/26/13 11:00	1
Dibenz(a,h)anthracene	7.4	U	7.4	3.7	ug/Kg	☼	02/21/13 11:25	02/26/13 11:00	1
Dibenzofuran	56	U	56	3.7	ug/Kg	☼	02/21/13 11:25	02/26/13 11:00	1
Diethyl phthalate	56	U	56	18	ug/Kg	☼	02/21/13 11:25	02/26/13 11:00	1
Dimethyl phthalate	56	U	56	19	ug/Kg	☼	02/21/13 11:25	02/26/13 11:00	1
Di-n-butyl phthalate	56	U	56	17	ug/Kg	☼	02/21/13 11:25	02/26/13 11:00	1
Di-n-octyl phthalate	56	U	56	30	ug/Kg	☼	02/21/13 11:25	02/26/13 11:00	1
Fluoranthene	7.4	U	7.4	3.7	ug/Kg	☼	02/21/13 11:25	02/26/13 11:00	1

Client: Conestoga-Rovers & Associates, Inc.
Project/Site: 017324-T07-017, RACER Former MTM

TestAmerica Job ID: 240-21223-1

Client Sample ID: S-021913-SM-137
Date Collected: 02/19/13 09:01
Date Received: 02/20/13 09:10

Lab Sample ID: 240-21223-2
Matrix: Solid
Percent Solids: 91.1

Method: 8270C - Semivolatile Organic Compounds (GC/MS) (Continued)

Analyte	Result	Qualifier	RL	MDL	Unit	D	Prepared	Analyzed	Dil Fac
Fluorene	7.4	U	7.4	3.7	ug/Kg	☼	02/21/13 11:25	02/26/13 11:00	1
Hexachlorobenzene	7.4	U	7.4	2.3	ug/Kg	☼	02/21/13 11:25	02/26/13 11:00	1
Hexachlorobutadiene	56	U	56	30	ug/Kg	☼	02/21/13 11:25	02/26/13 11:00	1
Hexachlorocyclopentadiene	370	U	370	30	ug/Kg	☼	02/21/13 11:25	02/26/13 11:00	1
Hexachloroethane	56	U	56	10	ug/Kg	☼	02/21/13 11:25	02/26/13 11:00	1
Indeno[1,2,3-cd]pyrene	7.4	U	7.4	3.7	ug/Kg	☼	02/21/13 11:25	02/26/13 11:00	1
Isophorone	56	U	56	15	ug/Kg	☼	02/21/13 11:25	02/26/13 11:00	1
Naphthalene	7.4	U	7.4	3.7	ug/Kg	☼	02/21/13 11:25	02/26/13 11:00	1
Nitrobenzene	110	U	110	2.5	ug/Kg	☼	02/21/13 11:25	02/26/13 11:00	1
N-Nitrosodi-n-propylamine	56	U	56	30	ug/Kg	☼	02/21/13 11:25	02/26/13 11:00	1
N-Nitrosodiphenylamine	56	U	56	23	ug/Kg	☼	02/21/13 11:25	02/26/13 11:00	1
Pentachlorophenol	170	U	170	89	ug/Kg	☼	02/21/13 11:25	02/26/13 11:00	1
Phenol	56	U	56	30	ug/Kg	☼	02/21/13 11:25	02/26/13 11:00	1
Phenanthrene	7.4	U	7.4	3.7	ug/Kg	☼	02/21/13 11:25	02/26/13 11:00	1
Pyrene	7.4	U	7.4	3.7	ug/Kg	☼	02/21/13 11:25	02/26/13 11:00	1
3 & 4 Methylphenol	450	U	450	22	ug/Kg	☼	02/21/13 11:25	02/26/13 11:00	1

Surrogate	*%Recovery*	*Qualifier*	*Limits*	*Prepared*	*Analyzed*	*Dil Fac*
2-Fluorobiphenyl (Surr)	*53*		*24 - 110*	*02/21/13 11:25*	*02/26/13 11:00*	*1*
2-Fluorophenol (Surr)	*50*		*24 - 110*	*02/21/13 11:25*	*02/26/13 11:00*	*1*
2,4,6-Tribromophenol (Surr)	*36*		*10 - 110*	*02/21/13 11:25*	*02/26/13 11:00*	*1*
Nitrobenzene-d5 (Surr)	*56*		*20 - 110*	*02/21/13 11:25*	*02/26/13 11:00*	*1*
Phenol-d5 (Surr)	*47*		*26 - 110*	*02/21/13 11:25*	*02/26/13 11:00*	*1*
Terphenyl-d14 (Surr)	*70*		*36 - 110*	*02/21/13 11:25*	*02/26/13 11:00*	*1*

Client: Conestoga-Rovers & Associates, Inc.
Project/Site: 017324-T07-017, RACER Former MTM

TestAmerica Job ID: 240-21223-1

Client Sample ID: S-021913-SM-148
Date Collected: 02/19/13 12:40
Date Received: 02/20/13 09:10

Lab Sample ID: 240-21223-13
Matrix: Solid
Percent Solids: 89.2

Method: 8260B - Volatile Organic Compounds (GC/MS)

Analyte	Result	Qualifier	RL	MDL	Unit	D	Prepared	Analyzed	Dil Fac
Acetone	32	U	32	9.9	ug/Kg	☼	02/20/13 15:22	02/21/13 22:35	1
Benzene	7.9	U	7.9	0.36	ug/Kg	☼	02/20/13 15:22	02/21/13 22:35	1
Dichlorobromomethane	7.9	U	7.9	0.44	ug/Kg	☼	02/20/13 15:22	02/21/13 22:35	1
Bromoform	7.9	U	7.9	0.52	ug/Kg	☼	02/20/13 15:22	02/21/13 22:35	1
Bromomethane	7.9	U	7.9	0.85	ug/Kg	☼	02/20/13 15:22	02/21/13 22:35	1
2-Butanone (MEK)	32	U	32	2.2	ug/Kg	☼	02/20/13 15:22	02/21/13 22:35	1
Carbon disulfide	**4.1**	**J**	7.9	0.69	ug/Kg	☼	02/20/13 15:22	02/21/13 22:35	1
Carbon tetrachloride	7.9	U	7.9	0.58	ug/Kg	☼	02/20/13 15:22	02/21/13 22:35	1
Chlorobenzene	7.9	U	7.9	0.52	ug/Kg	☼	02/20/13 15:22	02/21/13 22:35	1
Chloroethane	7.9	U	7.9	1.4	ug/Kg	☼	02/20/13 15:22	02/21/13 22:35	1
Chloroform	7.9	U	7.9	0.46	ug/Kg	☼	02/20/13 15:22	02/21/13 22:35	1
Chloromethane	7.9	U	7.9	0.65	ug/Kg	☼	02/20/13 15:22	02/21/13 22:35	1
1,1-Dichloroethane	7.9	U	7.9	0.57	ug/Kg	☼	02/20/13 15:22	02/21/13 22:35	1
1,2-Dichloroethane	7.9	U	7.9	0.54	ug/Kg	☼	02/20/13 15:22	02/21/13 22:35	1
1,1-Dichloroethene	7.9	U	7.9	0.82	ug/Kg	☼	02/20/13 15:22	02/21/13 22:35	1
1,2-Dichloropropane	7.9	U	7.9	1.1	ug/Kg	☼	02/20/13 15:22	02/21/13 22:35	1
cis-1,3-Dichloropropene	7.9	U	7.9	0.54	ug/Kg	☼	02/20/13 15:22	02/21/13 22:35	1
trans-1,3-Dichloropropene	7.9	U	7.9	0.85	ug/Kg	☼	02/20/13 15:22	02/21/13 22:35	1
Ethylbenzene	7.9	U	7.9	0.41	ug/Kg	☼	02/20/13 15:22	02/21/13 22:35	1
2-Hexanone	32	U	32	0.99	ug/Kg	☼	02/20/13 15:22	02/21/13 22:35	1
Methylene Chloride	7.9	U	7.9	1.1	ug/Kg	☼	02/20/13 15:22	02/21/13 22:35	1
4-Methyl-2-pentanone (MIBK)	32	U	32	0.85	ug/Kg	☼	02/20/13 15:22	02/21/13 22:35	1
Styrene	7.9	U	7.9	0.24	ug/Kg	☼	02/20/13 15:22	02/21/13 22:35	1
1,1,2,2-Tetrachloroethane	7.9	U	7.9	0.54	ug/Kg	☼	02/20/13 15:22	02/21/13 22:35	1
Tetrachloroethene	7.9	U	7.9	0.82	ug/Kg	☼	02/20/13 15:22	02/21/13 22:35	1
Toluene	7.9	U	7.9	0.43	ug/Kg	☼	02/20/13 15:22	02/21/13 22:35	1
Trichloroethene	7.9	U	7.9	0.66	ug/Kg	☼	02/20/13 15:22	02/21/13 22:35	1
Vinyl chloride	7.9	U	7.9	0.62	ug/Kg	☼	02/20/13 15:22	02/21/13 22:35	1
Xylenes, Total	16	U	16	1.1	ug/Kg	☼	02/20/13 15:22	02/21/13 22:35	1
1,1,1-Trichloroethane	7.9	U	7.9	0.88	ug/Kg	☼	02/20/13 15:22	02/21/13 22:35	1
1,1,2-Trichloroethane	7.9	U	7.9	0.62	ug/Kg	☼	02/20/13 15:22	02/21/13 22:35	1
Cyclohexane	16	U	16	0.52	ug/Kg	☼	02/20/13 15:22	02/21/13 22:35	1
1,2-Dibromo-3-Chloropropane	16	U	16	2.1	ug/Kg	☼	02/20/13 15:22	02/21/13 22:35	1
Ethylene Dibromide	7.9	U	7.9	0.79	ug/Kg	☼	02/20/13 15:22	02/21/13 22:35	1
Dichlorodifluoromethane	7.9	U	7.9	0.79	ug/Kg	☼	02/20/13 15:22	02/21/13 22:35	1
cis-1,2-Dichloroethene	7.9	U	7.9	0.57	ug/Kg	☼	02/20/13 15:22	02/21/13 22:35	1
trans-1,2-Dichloroethene	7.9	U	7.9	0.65	ug/Kg	☼	02/20/13 15:22	02/21/13 22:35	1
Isopropylbenzene	7.9	U	7.9	0.25	ug/Kg	☼	02/20/13 15:22	02/21/13 22:35	1
Methyl acetate	**14**	**J**	16	2.2	ug/Kg	☼	02/20/13 15:22	02/21/13 22:35	1
Methyl tert-butyl ether	32	U	32	0.68	ug/Kg	☼	02/20/13 15:22	02/21/13 22:35	1
1,1,2-Trichloro-1,2,2-trifluoroethane	7.9	U	7.9	2.1	ug/Kg	☼	02/20/13 15:22	02/21/13 22:35	1
1,2,4-Trichlorobenzene	7.9	U	7.9	0.43	ug/Kg	☼	02/20/13 15:22	02/21/13 22:35	1
1,2-Dichlorobenzene	7.9	U	7.9	0.57	ug/Kg	☼	02/20/13 15:22	02/21/13 22:35	1
1,3-Dichlorobenzene	7.9	U	7.9	0.55	ug/Kg	☼	02/20/13 15:22	02/21/13 22:35	1
1,4-Dichlorobenzene	7.9	U	7.9	1.0	ug/Kg	☼	02/20/13 15:22	02/21/13 22:35	1
Trichlorofluoromethane	7.9	U	7.9	0.54	ug/Kg	☼	02/20/13 15:22	02/21/13 22:35	1
Chlorodibromomethane	7.9	U	7.9	0.87	ug/Kg	☼	02/20/13 15:22	02/21/13 22:35	1
Methylcyclohexane	16	U	16	0.49	ug/Kg	☼	02/20/13 15:22	02/21/13 22:35	1

Client: Conestoga-Rovers & Associates, Inc.
Project/Site: 017324-T07-017, RACER Former MTM

TestAmerica Job ID: 240-21223-1

Client Sample ID: S-021913-SM-148
Date Collected: 02/19/13 12:40
Date Received: 02/20/13 09:10

Lab Sample ID: 240-21223-13
Matrix: Solid
Percent Solids: 89.2

Surrogate	%Recovery	Qualifier	Limits	Prepared	Analyzed	Dil Fac
1,2-Dichloroethane-d4 (Surr)	89		58 - 123	02/20/13 15:22	02/21/13 22:35	1
4-Bromofluorobenzene (Surr)	111		52 - 136	02/20/13 15:22	02/21/13 22:35	1
Toluene-d8 (Surr)	103		67 - 125	02/20/13 15:22	02/21/13 22:35	1
Dibromofluoromethane (Surr)	76		37 - 132	02/20/13 15:22	02/21/13 22:35	1

Client: Conestoga-Rovers & Associates, Inc.
Project/Site: 017324-T07-017, RACER Former MTM

TestAmerica Job ID: 240-21223-1

Client Sample ID: S-021913-SM-149
Date Collected: 02/19/13 12:42
Date Received: 02/20/13 09:10

Lab Sample ID: 240-21223-14
Matrix: Solid
Percent Solids: 78.8

Method: 8260B - Volatile Organic Compounds (GC/MS)

Analyte	Result	Qualifier	RL	MDL	Unit	D	Prepared	Analyzed	Dil Fac
Acetone	22	U	22	6.9	ug/Kg	☼	02/20/13 15:22	02/21/13 22:14	1
Benzene	5.5	U	5.5	0.25	ug/Kg	☼	02/20/13 15:22	02/21/13 22:14	1
Dichlorobromomethane	5.5	U	5.5	0.31	ug/Kg	☼	02/20/13 15:22	02/21/13 22:14	1
Bromoform	5.5	U	5.5	0.36	ug/Kg	☼	02/20/13 15:22	02/21/13 22:14	1
Bromomethane	5.5	U	5.5	0.59	ug/Kg	☼	02/20/13 15:22	02/21/13 22:14	1
2-Butanone (MEK)	**2.4**	**J B**	22	1.5	ug/Kg	☼	02/20/13 15:22	02/21/13 22:14	1
Carbon disulfide	5.5	U	5.5	0.48	ug/Kg	☼	02/20/13 15:22	02/21/13 22:14	1
Carbon tetrachloride	5.5	U	5.5	0.41	ug/Kg	☼	02/20/13 15:22	02/21/13 22:14	1
Chlorobenzene	5.5	U	5.5	0.36	ug/Kg	☼	02/20/13 15:22	02/21/13 22:14	1
Chloroethane	5.5	U	5.5	0.95	ug/Kg	☼	02/20/13 15:22	02/21/13 22:14	1
Chloroform	5.5	U	5.5	0.32	ug/Kg	☼	02/20/13 15:22	02/21/13 22:14	1
Chloromethane	5.5	U	5.5	0.45	ug/Kg	☼	02/20/13 15:22	02/21/13 22:14	1
1,1-Dichloroethane	5.5	U	5.5	0.40	ug/Kg	☼	02/20/13 15:22	02/21/13 22:14	1
1,2-Dichloroethane	5.5	U	5.5	0.37	ug/Kg	☼	02/20/13 15:22	02/21/13 22:14	1
1,1-Dichloroethene	5.5	U	5.5	0.57	ug/Kg	☼	02/20/13 15:22	02/21/13 22:14	1
1,2-Dichloropropane	5.5	U	5.5	0.76	ug/Kg	☼	02/20/13 15:22	02/21/13 22:14	1
cis-1,3-Dichloropropene	5.5	U	5.5	0.37	ug/Kg	☼	02/20/13 15:22	02/21/13 22:14	1
trans-1,3-Dichloropropene	5.5	U	5.5	0.59	ug/Kg	☼	02/20/13 15:22	02/21/13 22:14	1
Ethylbenzene	5.5	U	5.5	0.29	ug/Kg	☼	02/20/13 15:22	02/21/13 22:14	1
2-Hexanone	22	U	22	0.69	ug/Kg	☼	02/20/13 15:22	02/21/13 22:14	1
Methylene Chloride	5.5	U	5.5	0.74	ug/Kg	☼	02/20/13 15:22	02/21/13 22:14	1
4-Methyl-2-pentanone (MIBK)	22	U	22	0.59	ug/Kg	☼	02/20/13 15:22	02/21/13 22:14	1
Styrene	5.5	U	5.5	0.16	ug/Kg	☼	02/20/13 15:22	02/21/13 22:14	1
1,1,2,2-Tetrachloroethane	5.5	U	5.5	0.37	ug/Kg	☼	02/20/13 15:22	02/21/13 22:14	1
Tetrachloroethene	5.5	U	5.5	0.57	ug/Kg	☼	02/20/13 15:22	02/21/13 22:14	1
Toluene	5.5	U	5.5	0.30	ug/Kg	☼	02/20/13 15:22	02/21/13 22:14	1
Trichloroethene	5.5	U	5.5	0.46	ug/Kg	☼	02/20/13 15:22	02/21/13 22:14	1
Vinyl chloride	5.5	U	5.5	0.43	ug/Kg	☼	02/20/13 15:22	02/21/13 22:14	1
Xylenes, Total	11	U	11	0.74	ug/Kg	☼	02/20/13 15:22	02/21/13 22:14	1
1,1,1-Trichloroethane	5.5	U	5.5	0.62	ug/Kg	☼	02/20/13 15:22	02/21/13 22:14	1
1,1,2-Trichloroethane	5.5	U	5.5	0.43	ug/Kg	☼	02/20/13 15:22	02/21/13 22:14	1
Cyclohexane	11	U	11	0.36	ug/Kg	☼	02/20/13 15:22	02/21/13 22:14	1
1,2-Dibromo-3-Chloropropane	11	U	11	1.4	ug/Kg	☼	02/20/13 15:22	02/21/13 22:14	1
Ethylene Dibromide	5.5	U	5.5	0.55	ug/Kg	☼	02/20/13 15:22	02/21/13 22:14	1
Dichlorodifluoromethane	5.5	U	5.5	0.55	ug/Kg	☼	02/20/13 15:22	02/21/13 22:14	1
cis-1,2-Dichloroethene	5.5	U	5.5	0.40	ug/Kg	☼	02/20/13 15:22	02/21/13 22:14	1
trans-1,2-Dichloroethene	5.5	U	5.5	0.45	ug/Kg	☼	02/20/13 15:22	02/21/13 22:14	1
Isopropylbenzene	5.5	U	5.5	0.18	ug/Kg	☼	02/20/13 15:22	02/21/13 22:14	1
Methyl acetate	11	U	11	1.5	ug/Kg	☼	02/20/13 15:22	02/21/13 22:14	1
Methyl tert-butyl ether	22	U	22	0.47	ug/Kg	☼	02/20/13 15:22	02/21/13 22:14	1
1,1,2-Trichloro-1,2,2-trifluoroethane	5.5	U	5.5	1.4	ug/Kg	☼	02/20/13 15:22	02/21/13 22:14	1
1,2,4-Trichlorobenzene	5.5	U	5.5	0.30	ug/Kg	☼	02/20/13 15:22	02/21/13 22:14	1
1,2-Dichlorobenzene	5.5	U	5.5	0.40	ug/Kg	☼	02/20/13 15:22	02/21/13 22:14	1
1,3-Dichlorobenzene	5.5	U	5.5	0.38	ug/Kg	☼	02/20/13 15:22	02/21/13 22:14	1
1,4-Dichlorobenzene	5.5	U	5.5	0.73	ug/Kg	☼	02/20/13 15:22	02/21/13 22:14	1
Trichlorofluoromethane	5.5	U	5.5	0.37	ug/Kg	☼	02/20/13 15:22	02/21/13 22:14	1
Chlorodibromomethane	5.5	U	5.5	0.60	ug/Kg	☼	02/20/13 15:22	02/21/13 22:14	1
Methylcyclohexane	11	U	11	0.34	ug/Kg	☼	02/20/13 15:22	02/21/13 22:14	1

Client: Conestoga-Rovers & Associates, Inc.
Project/Site: 017324-T07-017, RACER Former MTM

TestAmerica Job ID: 240-21223-1

Client Sample ID: S-021913-SM-149
Date Collected: 02/19/13 12:42
Date Received: 02/20/13 09:10

Lab Sample ID: 240-21223-14
Matrix: Solid
Percent Solids: 78.8

Surrogate	%Recovery	Qualifier	Limits	Prepared	Analyzed	Dil Fac
1,2-Dichloroethane-d4 (Surr)	92		58 - 123	02/20/13 15:22	02/21/13 22:14	1
4-Bromofluorobenzene (Surr)	88		52 - 136	02/20/13 15:22	02/21/13 22:14	1
Toluene-d8 (Surr)	95		67 - 125	02/20/13 15:22	02/21/13 22:14	1
Dibromofluoromethane (Surr)	77		37 - 132	02/20/13 15:22	02/21/13 22:14	1

Surrogate Summary

Client: Conestoga-Rovers & Associates, Inc.
Project/Site: 017324-T07-017, RACER Former MTM

TestAmerica Job ID: 240-21223-1

Method: 8260B - Volatile Organic Compounds (GC/MS)

Matrix: Solid **Prep Type: Total/NA**

		Percent Surrogate Recovery (Acceptance Limits)			
		12DCE	BFB	TOL	DBFM
Lab Sample ID	Client Sample ID	(58-123)	(52-136)	(67-125)	(37-132)
240-21223-13	S-021913-SM-148	89	111	103	76
240-21223-14	S-021913-SM-149	92	88	95	77
LCS 240-76061/5	Lab Control Sample	87	91	92	89
MB 240-76061/6	Method Blank	92	85	92	80

Surrogate Legend

12DCE = 1,2-Dichloroethane-d4 (Surr)
BFB = 4-Bromofluorobenzene (Surr)
TOL = Toluene-d8 (Surr)
DBFM = Dibromofluoromethane (Surr)

Method: 8270C - Semivolatile Organic Compounds (GC/MS)

Matrix: Solid **Prep Type: Total/NA**

		Percent Surrogate Recovery (Acceptance Limits)					
		FBP	2FP	TBP	NBZ	PHL	TPH
Lab Sample ID	Client Sample ID	(24-110)	(24-110)	(10-110)	(20-110)	(26-110)	(36-110)
240-21223-1	S-021913-SM-136	60	54	33	63	53	73
240-21223-2	S-021913-SM-137	53	50	36	56	47	70
240-21223-2 MS	S-021913-SM-137	57	55	41	63	53	73
240-21223-2 MSD	S-021913-SM-137	54	51	39	59	49	69
LCS 240-76083/5-A	Lab Control Sample	69	60	53	72	58	83
MB 240-76083/6-A	Method Blank	55	48	33	59	47	68

Surrogate Legend

FBP = 2-Fluorobiphenyl (Surr)
2FP = 2-Fluorophenol (Surr)
TBP = 2,4,6-Tribromophenol (Surr)
NBZ = Nitrobenzene-d5 (Surr)
PHL = Phenol-d5 (Surr)
TPH = Terphenyl-d14 (Surr)

Method: 8260B - Volatile Organic Compounds (GC/MS)

Lab Sample ID: MB 240-76061/6
Matrix: Solid
Analysis Batch: 76061

Client Sample ID: Method Blank
Prep Type: Total/NA

Analyte	MB Result	MB Qualifier	RL	MDL	Unit	D	Prepared	Analyzed	Dil Fac
Acetone	9.25	J	20	6.3	ug/Kg			02/21/13 12:55	1
Benzene	5.0	U	5.0	0.23	ug/Kg			02/21/13 12:55	1
Dichlorobromomethane	5.0	U	5.0	0.28	ug/Kg			02/21/13 12:55	1
Bromoform	5.0	U	5.0	0.33	ug/Kg			02/21/13 12:55	1
Bromomethane	5.0	U	5.0	0.54	ug/Kg			02/21/13 12:55	1
2-Butanone (MEK)	2.10	J	20	1.4	ug/Kg			02/21/13 12:55	1
Carbon disulfide	5.0	U	5.0	0.44	ug/Kg			02/21/13 12:55	1
Carbon tetrachloride	5.0	U	5.0	0.37	ug/Kg			02/21/13 12:55	1
Chlorobenzene	5.0	U	5.0	0.33	ug/Kg			02/21/13 12:55	1
Chloroethane	5.0	U	5.0	0.86	ug/Kg			02/21/13 12:55	1
Chloroform	5.0	U	5.0	0.29	ug/Kg			02/21/13 12:55	1
Chloromethane	5.0	U	5.0	0.41	ug/Kg			02/21/13 12:55	1
1,1-Dichloroethane	5.0	U	5.0	0.36	ug/Kg			02/21/13 12:55	1
1,2-Dichloroethane	5.0	U	5.0	0.34	ug/Kg			02/21/13 12:55	1
1,1-Dichloroethene	5.0	U	5.0	0.52	ug/Kg			02/21/13 12:55	1
1,2-Dichloropropane	5.0	U	5.0	0.69	ug/Kg			02/21/13 12:55	1
cis-1,3-Dichloropropene	5.0	U	5.0	0.34	ug/Kg			02/21/13 12:55	1
trans-1,3-Dichloropropene	5.0	U	5.0	0.54	ug/Kg			02/21/13 12:55	1
Ethylbenzene	5.0	U	5.0	0.26	ug/Kg			02/21/13 12:55	1
2-Hexanone	1.10	J	20	0.63	ug/Kg			02/21/13 12:55	1
Methylene Chloride	5.0	U	5.0	0.67	ug/Kg			02/21/13 12:55	1
4-Methyl-2-pentanone (MIBK)	0.566	J	20	0.54	ug/Kg			02/21/13 12:55	1
Styrene	5.0	U	5.0	0.15	ug/Kg			02/21/13 12:55	1
1,1,2,2-Tetrachloroethane	5.0	U	5.0	0.34	ug/Kg			02/21/13 12:55	1
Tetrachloroethene	5.0	U	5.0	0.52	ug/Kg			02/21/13 12:55	1
Toluene	5.0	U	5.0	0.27	ug/Kg			02/21/13 12:55	1
Trichloroethene	5.0	U	5.0	0.42	ug/Kg			02/21/13 12:55	1
Vinyl chloride	5.0	U	5.0	0.39	ug/Kg			02/21/13 12:55	1
Xylenes, Total	10	U	10	0.67	ug/Kg			02/21/13 12:55	1
1,1,1-Trichloroethane	5.0	U	5.0	0.56	ug/Kg			02/21/13 12:55	1
1,1,2-Trichloroethane	5.0	U	5.0	0.39	ug/Kg			02/21/13 12:55	1
Cyclohexane	10	U	10	0.33	ug/Kg			02/21/13 12:55	1
1,2-Dibromo-3-Chloropropane	10	U	10	1.3	ug/Kg			02/21/13 12:55	1
Ethylene Dibromide	5.0	U	5.0	0.50	ug/Kg			02/21/13 12:55	1
Dichlorodifluoromethane	5.0	U	5.0	0.50	ug/Kg			02/21/13 12:55	1
cis-1,2-Dichloroethene	5.0	U	5.0	0.36	ug/Kg			02/21/13 12:55	1
trans-1,2-Dichloroethene	5.0	U	5.0	0.41	ug/Kg			02/21/13 12:55	1
Isopropylbenzene	5.0	U	5.0	0.16	ug/Kg			02/21/13 12:55	1
Methyl acetate	10	U	10	1.4	ug/Kg			02/21/13 12:55	1
Methyl tert-butyl ether	20	U	20	0.43	ug/Kg			02/21/13 12:55	1
1,1,2-Trichloro-1,2,2-trifluoroethane	5.0	U	5.0	1.3	ug/Kg			02/21/13 12:55	1
1,2,4-Trichlorobenzene	0.341	J	5.0	0.27	ug/Kg			02/21/13 12:55	1
1,2-Dichlorobenzene	5.0	U	5.0	0.36	ug/Kg			02/21/13 12:55	1
1,3-Dichlorobenzene	5.0	U	5.0	0.35	ug/Kg			02/21/13 12:55	1
1,4-Dichlorobenzene	5.0	U	5.0	0.66	ug/Kg			02/21/13 12:55	1
Trichlorofluoromethane	5.0	U	5.0	0.34	ug/Kg			02/21/13 12:55	1
Chlorodibromomethane	5.0	U	5.0	0.55	ug/Kg			02/21/13 12:55	1
Methylcyclohexane	10	U	10	0.31	ug/Kg			02/21/13 12:55	1

Method: 8260B - Volatile Organic Compounds (GC/MS) (Continued)

Lab Sample ID: MB 240-76061/6
Matrix: Solid
Analysis Batch: 76061

Client Sample ID: Method Blank
Prep Type: Total/NA

Surrogate	MB %Recovery	MB Qualifier	Limits	Prepared	Analyzed	Dil Fac
1,2-Dichloroethane-d4 (Surr)	*92*		*58 - 123*		*02/21/13 12:55*	*1*
4-Bromofluorobenzene (Surr)	*85*		*52 - 136*		*02/21/13 12:55*	*1*
Toluene-d8 (Surr)	*92*		*67 - 125*		*02/21/13 12:55*	*1*
Dibromofluoromethane (Surr)	*80*		*37 - 132*		*02/21/13 12:55*	*1*

Lab Sample ID: LCS 240-76061/5
Matrix: Solid
Analysis Batch: 76061

Client Sample ID: Lab Control Sample
Prep Type: Total/NA

Analyte	Spike Added	LCS Result	LCS Qualifier	Unit	D	%Rec	%Rec. Limits
Acetone	100	109		ug/Kg		109	41 - 137
Benzene	50.0	46.7		ug/Kg		93	79 - 112
Dichlorobromomethane	50.0	43.8		ug/Kg		88	84 - 122
Bromoform	50.0	42.2		ug/Kg		84	62 - 133
Bromomethane	50.0	36.4		ug/Kg		73	42 - 136
2-Butanone (MEK)	100	85.2		ug/Kg		85	52 - 131
Carbon disulfide	50.0	38.0		ug/Kg		76	62 - 146
Carbon tetrachloride	50.0	49.7		ug/Kg		99	71 - 129
Chlorobenzene	50.0	46.5		ug/Kg		93	78 - 110
Chloroethane	50.0	44.9		ug/Kg		90	58 - 117
Chloroform	50.0	48.1		ug/Kg		96	77 - 114
Chloromethane	50.0	42.7		ug/Kg		85	50 - 110
1,1-Dichloroethane	50.0	49.1		ug/Kg		98	76 - 115
1,2-Dichloroethane	50.0	46.5		ug/Kg		93	72 - 120
1,1-Dichloroethene	50.0	45.8		ug/Kg		92	75 - 135
1,2-Dichloropropane	50.0	49.5		ug/Kg		99	87 - 113
cis-1,3-Dichloropropene	50.0	42.7		ug/Kg		85	74 - 128
trans-1,3-Dichloropropene	50.0	44.1		ug/Kg		88	73 - 131
Ethylbenzene	50.0	47.6		ug/Kg		95	79 - 117
2-Hexanone	100	89.0		ug/Kg		89	64 - 136
Methylene Chloride	50.0	46.1		ug/Kg		92	75 - 118
4-Methyl-2-pentanone (MIBK)	100	89.2		ug/Kg		89	67 - 135
Styrene	50.0	48.3		ug/Kg		97	87 - 117
1,1,2,2-Tetrachloroethane	50.0	47.2		ug/Kg		94	77 - 123
Tetrachloroethene	50.0	50.0		ug/Kg		100	79 - 114
Toluene	50.0	48.0		ug/Kg		96	75 - 111
Trichloroethene	50.0	49.9		ug/Kg		100	79 - 113
Vinyl chloride	50.0	42.7		ug/Kg		85	57 - 114
Xylenes, Total	150	143		ug/Kg		95	80 - 118
1,1,1-Trichloroethane	50.0	48.1		ug/Kg		96	77 - 126
1,1,2-Trichloroethane	50.0	48.8		ug/Kg		98	83 - 112
Cyclohexane	50.0	47.6		ug/Kg		95	66 - 110
1,2-Dibromo-3-Chloropropane	50.0	41.4		ug/Kg		83	61 - 132
Ethylene Dibromide	50.0	49.8		ug/Kg		100	83 - 117
Dichlorodifluoromethane	50.0	39.8		ug/Kg		80	26 - 113
cis-1,2-Dichloroethene	50.0	46.8		ug/Kg		94	76 - 113
trans-1,2-Dichloroethene	50.0	46.7		ug/Kg		93	78 - 117
Isopropylbenzene	50.0	47.4		ug/Kg		95	76 - 122

Method: 8260B - Volatile Organic Compounds (GC/MS) (Continued)

Lab Sample ID: LCS 240-76061/5
Matrix: Solid
Analysis Batch: 76061

Client Sample ID: Lab Control Sample
Prep Type: Total/NA

Analyte	Spike Added	LCS Result	LCS Qualifier	Unit	D	%Rec	%Rec. Limits
Methyl acetate	50.0	44.8		ug/Kg		90	57 - 130
Methyl tert-butyl ether	50.0	44.5		ug/Kg		89	49 - 165
1,1,2-Trichloro-1,2,2-trifluoroethane	50.0	49.6		ug/Kg		99	82 - 138
1,2,4-Trichlorobenzene	50.0	38.6		ug/Kg		77	64 - 124
1,2-Dichlorobenzene	50.0	44.5		ug/Kg		89	76 - 110
1,3-Dichlorobenzene	50.0	47.4		ug/Kg		95	78 - 111
1,4-Dichlorobenzene	50.0	44.8		ug/Kg		90	75 - 110
Trichlorofluoromethane	50.0	46.2		ug/Kg		92	57 - 146
Chlorodibromomethane	50.0	44.7		ug/Kg		89	72 - 127
Methylcyclohexane	50.0	49.6		ug/Kg		99	70 - 126
m-Xylene & p-Xylene	100	96.3		ug/Kg		96	80 - 117
o-Xylene	50.0	46.2		ug/Kg		92	80 - 120

Surrogate	*LCS %Recovery*	*LCS Qualifier*	*Limits*
1,2-Dichloroethane-d4 (Surr)	*87*		*58 - 123*
4-Bromofluorobenzene (Surr)	*91*		*52 - 136*
Toluene-d8 (Surr)	*92*		*67 - 125*
Dibromofluoromethane (Surr)	*89*		*37 - 132*

Method: 8270C - Semivolatile Organic Compounds (GC/MS)

Lab Sample ID: MB 240-76083/6-A
Matrix: Solid
Analysis Batch: 76429

Client Sample ID: Method Blank
Prep Type: Total/NA
Prep Batch: 76083

Analyte	MB Result	MB Qualifier	RL	MDL	Unit	D	Prepared	Analyzed	Dil Fac
1,1'-Biphenyl	50	U	50	27	ug/Kg		02/21/13 11:25	02/26/13 08:50	1
2,2'-oxybis[1-chloropropane]	100	U	100	9.5	ug/Kg		02/21/13 11:25	02/26/13 08:50	1
2,4,5-Trichlorophenol	150	U	150	25	ug/Kg		02/21/13 11:25	02/26/13 08:50	1
2,4,6-Trichlorophenol	150	U	150	80	ug/Kg		02/21/13 11:25	02/26/13 08:50	1
2,4-Dichlorophenol	150	U	150	20	ug/Kg		02/21/13 11:25	02/26/13 08:50	1
2,4-Dimethylphenol	150	U	150	20	ug/Kg		02/21/13 11:25	02/26/13 08:50	1
2,4-Dinitrophenol	330	U	330	80	ug/Kg		02/21/13 11:25	02/26/13 08:50	1
2,4-Dinitrotoluene	200	U	200	27	ug/Kg		02/21/13 11:25	02/26/13 08:50	1
2,6-Dinitrotoluene	200	U	200	21	ug/Kg		02/21/13 11:25	02/26/13 08:50	1
2-Chloronaphthalene	50	U	50	3.3	ug/Kg		02/21/13 11:25	02/26/13 08:50	1
2-Chlorophenol	50	U	50	27	ug/Kg		02/21/13 11:25	02/26/13 08:50	1
2-Methylnaphthalene	6.7	U	6.7	3.3	ug/Kg		02/21/13 11:25	02/26/13 08:50	1
2-Methylphenol	200	U	200	80	ug/Kg		02/21/13 11:25	02/26/13 08:50	1
2-Nitroaniline	200	U	200	9.1	ug/Kg		02/21/13 11:25	02/26/13 08:50	1
2-Nitrophenol	50	U	50	27	ug/Kg		02/21/13 11:25	02/26/13 08:50	1
3,3'-Dichlorobenzidine	100	U	100	18	ug/Kg		02/21/13 11:25	02/26/13 08:50	1
3-Nitroaniline	200	U	200	16	ug/Kg		02/21/13 11:25	02/26/13 08:50	1
4,6-Dinitro-2-methylphenol	150	U	150	80	ug/Kg		02/21/13 11:25	02/26/13 08:50	1
4-Bromophenyl phenyl ether	50	U	50	13	ug/Kg		02/21/13 11:25	02/26/13 08:50	1
4-Chloro-3-methylphenol	150	U	150	21	ug/Kg		02/21/13 11:25	02/26/13 08:50	1
4-Chloroaniline	150	U	150	17	ug/Kg		02/21/13 11:25	02/26/13 08:50	1

Method: 8270C - Semivolatile Organic Compounds (GC/MS) (Continued)

Lab Sample ID: MB 240-76083/6-A
Matrix: Solid
Analysis Batch: 76429

Client Sample ID: Method Blank
Prep Type: Total/NA
Prep Batch: 76083

Analyte	MB Result	MB Qualifier	RL	MDL	Unit	D	Prepared	Analyzed	Dil Fac
4-Chlorophenyl phenyl ether	50	U	50	13	ug/Kg		02/21/13 11:25	02/26/13 08:50	1
4-Nitroaniline	200	U	200	26	ug/Kg		02/21/13 11:25	02/26/13 08:50	1
4-Nitrophenol	330	U	330	80	ug/Kg		02/21/13 11:25	02/26/13 08:50	1
Acenaphthene	6.7	U	6.7	3.3	ug/Kg		02/21/13 11:25	02/26/13 08:50	1
Acenaphthylene	6.7	U	6.7	3.3	ug/Kg		02/21/13 11:25	02/26/13 08:50	1
Acetophenone	100	U	100	9.2	ug/Kg		02/21/13 11:25	02/26/13 08:50	1
Anthracene	6.7	U	6.7	3.3	ug/Kg		02/21/13 11:25	02/26/13 08:50	1
Atrazine	200	U	200	9.1	ug/Kg		02/21/13 11:25	02/26/13 08:50	1
Benzaldehyde	100	U	100	12	ug/Kg		02/21/13 11:25	02/26/13 08:50	1
Benzo[a]anthracene	6.7	U	6.7	3.3	ug/Kg		02/21/13 11:25	02/26/13 08:50	1
Benzo[a]pyrene	6.7	U	6.7	3.3	ug/Kg		02/21/13 11:25	02/26/13 08:50	1
Benzo[b]fluoranthene	6.7	U	6.7	3.3	ug/Kg		02/21/13 11:25	02/26/13 08:50	1
Benzo[g,h,i]perylene	6.7	U	6.7	3.3	ug/Kg		02/21/13 11:25	02/26/13 08:50	1
Benzo[k]fluoranthene	6.7	U	6.7	3.3	ug/Kg		02/21/13 11:25	02/26/13 08:50	1
Bis(2-chloroethoxy)methane	100	U	100	22	ug/Kg		02/21/13 11:25	02/26/13 08:50	1
Bis(2-chloroethyl)ether	100	U	100	2.0	ug/Kg		02/21/13 11:25	02/26/13 08:50	1
Bis(2-ethylhexyl) phthalate	50	U	50	19	ug/Kg		02/21/13 11:25	02/26/13 08:50	1
Butyl benzyl phthalate	50	U	50	10	ug/Kg		02/21/13 11:25	02/26/13 08:50	1
Caprolactam	330	U	330	37	ug/Kg		02/21/13 11:25	02/26/13 08:50	1
Carbazole	50	U	50	27	ug/Kg		02/21/13 11:25	02/26/13 08:50	1
Chrysene	6.7	U	6.7	1.1	ug/Kg		02/21/13 11:25	02/26/13 08:50	1
Dibenz(a,h)anthracene	6.7	U	6.7	3.3	ug/Kg		02/21/13 11:25	02/26/13 08:50	1
Dibenzofuran	50	U	50	3.3	ug/Kg		02/21/13 11:25	02/26/13 08:50	1
Diethyl phthalate	50	U	50	16	ug/Kg		02/21/13 11:25	02/26/13 08:50	1
Dimethyl phthalate	50	U	50	17	ug/Kg		02/21/13 11:25	02/26/13 08:50	1
Di-n-butyl phthalate	50	U	50	15	ug/Kg		02/21/13 11:25	02/26/13 08:50	1
Di-n-octyl phthalate	50	U	50	27	ug/Kg		02/21/13 11:25	02/26/13 08:50	1
Fluoranthene	6.7	U	6.7	3.3	ug/Kg		02/21/13 11:25	02/26/13 08:50	1
Fluorene	6.7	U	6.7	3.3	ug/Kg		02/21/13 11:25	02/26/13 08:50	1
Hexachlorobenzene	6.7	U	6.7	2.1	ug/Kg		02/21/13 11:25	02/26/13 08:50	1
Hexachlorobutadiene	50	U	50	27	ug/Kg		02/21/13 11:25	02/26/13 08:50	1
Hexachlorocyclopentadiene	330	U	330	27	ug/Kg		02/21/13 11:25	02/26/13 08:50	1
Hexachloroethane	50	U	50	9.0	ug/Kg		02/21/13 11:25	02/26/13 08:50	1
Indeno[1,2,3-cd]pyrene	6.7	U	6.7	3.3	ug/Kg		02/21/13 11:25	02/26/13 08:50	1
Isophorone	50	U	50	13	ug/Kg		02/21/13 11:25	02/26/13 08:50	1
Naphthalene	6.7	U	6.7	3.3	ug/Kg		02/21/13 11:25	02/26/13 08:50	1
Nitrobenzene	100	U	100	2.2	ug/Kg		02/21/13 11:25	02/26/13 08:50	1
N-Nitrosodi-n-propylamine	50	U	50	27	ug/Kg		02/21/13 11:25	02/26/13 08:50	1
N-Nitrosodiphenylamine	50	U	50	21	ug/Kg		02/21/13 11:25	02/26/13 08:50	1
Pentachlorophenol	150	U	150	80	ug/Kg		02/21/13 11:25	02/26/13 08:50	1
Phenol	50	U	50	27	ug/Kg		02/21/13 11:25	02/26/13 08:50	1
Phenanthrene	6.7	U	6.7	3.3	ug/Kg		02/21/13 11:25	02/26/13 08:50	1
Pyrene	6.7	U	6.7	3.3	ug/Kg		02/21/13 11:25	02/26/13 08:50	1
3 & 4 Methylphenol	400	U	400	20	ug/Kg		02/21/13 11:25	02/26/13 08:50	1

Surrogate	*MB %Recovery*	*MB Qualifier*	*Limits*	*Prepared*	*Analyzed*	*Dil Fac*
2-Fluorobiphenyl (Surr)	*55*		*24 - 110*	*02/21/13 11:25*	*02/26/13 08:50*	*1*
2-Fluorophenol (Surr)	*48*		*24 - 110*	*02/21/13 11:25*	*02/26/13 08:50*	*1*

Method: 8270C - Semivolatile Organic Compounds (GC/MS) (Continued)

Lab Sample ID: MB 240-76083/6-A
Matrix: Solid
Analysis Batch: 76429

Client Sample ID: Method Blank
Prep Type: Total/NA
Prep Batch: 76083

Surrogate	MB %Recovery	MB Qualifier	Limits	Prepared	Analyzed	Dil Fac
2,4,6-Tribromophenol (Surr)	33		10 - 110	02/21/13 11:25	02/26/13 08:50	1
Nitrobenzene-d5 (Surr)	59		20 - 110	02/21/13 11:25	02/26/13 08:50	1
Phenol-d5 (Surr)	47		26 - 110	02/21/13 11:25	02/26/13 08:50	1
Terphenyl-d14 (Surr)	68		36 - 110	02/21/13 11:25	02/26/13 08:50	1

Lab Sample ID: LCS 240-76083/5-A
Matrix: Solid
Analysis Batch: 76647

Client Sample ID: Lab Control Sample
Prep Type: Total/NA
Prep Batch: 76083

Analyte	Spike Added	LCS Result	LCS Qualifier	Unit	D	%Rec	%Rec. Limits
1,1'-Biphenyl	667	491		ug/Kg		74	35 - 110
2,2'-oxybis[1-chloropropane]	667	433		ug/Kg		65	29 - 110
2,4,5-Trichlorophenol	667	433		ug/Kg		65	25 - 110
2,4,6-Trichlorophenol	667	403		ug/Kg		60	12 - 110
2,4-Dichlorophenol	667	392		ug/Kg		59	39 - 110
2,4-Dimethylphenol	667	207		ug/Kg		31	29 - 110
2,4-Dinitrophenol	667	503		ug/Kg		75	10 - 110
2,4-Dinitrotoluene	667	532		ug/Kg		80	48 - 110
2,6-Dinitrotoluene	667	562		ug/Kg		84	45 - 110
2-Chloronaphthalene	667	479		ug/Kg		72	32 - 110
2-Chlorophenol	667	381		ug/Kg		57	37 - 110
2-Methylnaphthalene	667	501		ug/Kg		75	36 - 110
2-Methylphenol	667	354		ug/Kg		53	41 - 110
2-Nitroaniline	667	525		ug/Kg		79	45 - 110
2-Nitrophenol	667	393		ug/Kg		59	34 - 110
3,3'-Dichlorobenzidine	667	288		ug/Kg		43	28 - 110
3-Nitroaniline	667	454		ug/Kg		68	44 - 110
4,6-Dinitro-2-methylphenol	667	447		ug/Kg		67	10 - 110
4-Bromophenyl phenyl ether	667	522		ug/Kg		78	39 - 110
4-Chloro-3-methylphenol	667	408		ug/Kg		61	48 - 110
4-Chloroaniline	667	329		ug/Kg		49	30 - 110
4-Chlorophenyl phenyl ether	667	489		ug/Kg		73	40 - 110
4-Nitroaniline	667	497		ug/Kg		75	48 - 110
4-Nitrophenol	667	448		ug/Kg		67	28 - 110
Acenaphthene	667	509		ug/Kg		76	38 - 110
Acenaphthylene	667	529		ug/Kg		79	40 - 110
Acetophenone	667	475		ug/Kg		71	40 - 110
Anthracene	667	581		ug/Kg		87	48 - 110
Atrazine	667	816		ug/Kg		122	66 - 127
Benzaldehyde	667	479		ug/Kg		72	32 - 110
Benzo[a]anthracene	667	543		ug/Kg		81	50 - 110
Benzo[a]pyrene	667	503		ug/Kg		75	44 - 110
Benzo[b]fluoranthene	667	535		ug/Kg		80	43 - 110
Benzo[g,h,i]perylene	667	653		ug/Kg		98	51 - 110
Benzo[k]fluoranthene	667	526		ug/Kg		79	38 - 105
Bis(2-chloroethoxy)methane	667	463		ug/Kg		69	32 - 110
Bis(2-chloroethyl)ether	667	458		ug/Kg		69	34 - 110
Bis(2-ethylhexyl) phthalate	667	584		ug/Kg		88	50 - 110

Method: 8270C - Semivolatile Organic Compounds (GC/MS) (Continued)

Lab Sample ID: LCS 240-76083/5-A
Matrix: Solid
Analysis Batch: 76647

Client Sample ID: Lab Control Sample
Prep Type: Total/NA
Prep Batch: 76083

Analyte	Spike Added	LCS Result	LCS Qualifier	Unit	D	%Rec	%Rec. Limits
Butyl benzyl phthalate	667	574		ug/Kg		86	51 - 110
Caprolactam	667	646		ug/Kg		97	44 - 114
Carbazole	667	566		ug/Kg		85	50 - 110
Chrysene	667	607		ug/Kg		91	50 - 110
Dibenz(a,h)anthracene	667	625		ug/Kg		94	51 - 110
Dibenzofuran	667	526		ug/Kg		79	43 - 110
Diethyl phthalate	667	544		ug/Kg		82	52 - 110
Dimethyl phthalate	667	540		ug/Kg		81	50 - 110
Di-n-butyl phthalate	667	594		ug/Kg		89	51 - 110
Di-n-octyl phthalate	667	513		ug/Kg		77	48 - 110
Fluoranthene	667	583		ug/Kg		87	51 - 110
Fluorene	667	528		ug/Kg		79	46 - 110
Hexachlorobenzene	667	517		ug/Kg		77	43 - 110
Hexachlorobutadiene	667	442		ug/Kg		66	29 - 110
Hexachlorocyclopentadiene	667	431		ug/Kg		65	12 - 110
Hexachloroethane	667	465		ug/Kg		70	30 - 110
Indeno[1,2,3-cd]pyrene	667	597		ug/Kg		90	50 - 110
Isophorone	667	470		ug/Kg		70	36 - 110
Naphthalene	667	494		ug/Kg		74	36 - 110
Nitrobenzene	667	473		ug/Kg		71	32 - 110
N-Nitrosodi-n-propylamine	667	431		ug/Kg		65	38 - 110
N-Nitrosodiphenylamine	667	488		ug/Kg		73	46 - 110
Pentachlorophenol	667	363		ug/Kg		54	10 - 110
Phenol	667	380		ug/Kg		57	38 - 110
Phenanthrene	667	558		ug/Kg		84	49 - 110
Pyrene	667	549		ug/Kg		82	49 - 110
3 & 4 Methylphenol	1330	734		ug/Kg		55	40 - 110

Surrogate	*LCS %Recovery*	*LCS Qualifier*	*Limits*
2-Fluorobiphenyl (Surr)	*69*		*24 - 110*
2-Fluorophenol (Surr)	*60*		*24 - 110*
2,4,6-Tribromophenol (Surr)	*53*		*10 - 110*
Nitrobenzene-d5 (Surr)	*72*		*20 - 110*
Phenol-d5 (Surr)	*58*		*26 - 110*
Terphenyl-d14 (Surr)	*83*		*36 - 110*

Lab Sample ID: 240-21223-2 MS
Matrix: Solid
Analysis Batch: 76429

Client Sample ID: S-021913-SM-137
Prep Type: Total/NA
Prep Batch: 76083

Analyte	Sample Result	Sample Qualifier	Spike Added	MS Result	MS Qualifier	Unit	D	%Rec	%Rec. Limits
1,1'-Biphenyl	56	U	724	444		ug/Kg	☼	61	32 - 110
2,2'-oxybis[1-chloropropane]	110	U	724	435		ug/Kg	☼	60	11 - 110
2,4,5-Trichlorophenol	170	U	724	386		ug/Kg	☼	53	10 - 117
2,4,6-Trichlorophenol	170	U	724	341		ug/Kg	☼	47	10 - 110
2,4-Dichlorophenol	170	U	724	379		ug/Kg	☼	52	10 - 110
2,4-Dimethylphenol	170	U	724	368		ug/Kg	☼	51	10 - 110
2,4-Dinitrophenol	370	U	724	427		ug/Kg	☼	59	10 - 110

Method: 8270C - Semivolatile Organic Compounds (GC/MS) (Continued)

Lab Sample ID: 240-21223-2 MS
Matrix: Solid
Analysis Batch: 76429

Client Sample ID: S-021913-SM-137
Prep Type: Total/NA
Prep Batch: 76083

Analyte	Sample Result	Sample Qualifier	Spike Added	MS Result	MS Qualifier	Unit	D	%Rec	%Rec. Limits
2,4-Dinitrotoluene	220	U	724	486		ug/Kg	☼	67	32 - 110
2,6-Dinitrotoluene	220	U	724	502		ug/Kg	☼	69	35 - 110
2-Chloronaphthalene	56	U	724	436		ug/Kg	☼	60	28 - 110
2-Chlorophenol	56	U	724	385		ug/Kg	☼	53	10 - 110
2-Methylnaphthalene	7.4	U	724	471		ug/Kg	☼	65	10 - 133
2-Methylphenol	220	U	724	376		ug/Kg	☼	52	24 - 110
2-Nitroaniline	220	U	724	473		ug/Kg	☼	65	39 - 110
2-Nitrophenol	56	U	724	386		ug/Kg	☼	53	10 - 110
3,3'-Dichlorobenzidine	110	U	724	202		ug/Kg	☼	28	10 - 110
3-Nitroaniline	220	U	724	381		ug/Kg	☼	53	10 - 110
4,6-Dinitro-2-methylphenol	170	U	724	321		ug/Kg	☼	44	10 - 110
4-Bromophenyl phenyl ether	56	U	724	438		ug/Kg	☼	60	33 - 110
4-Chloro-3-methylphenol	170	U	724	387		ug/Kg	☼	54	25 - 110
4-Chloroaniline	170	U	724	312		ug/Kg	☼	43	10 - 110
4-Chlorophenyl phenyl ether	56	U	724	438		ug/Kg	☼	60	32 - 110
4-Nitroaniline	220	U	724	405		ug/Kg	☼	56	10 - 110
4-Nitrophenol	370	U	724	379		ug/Kg	☼	52	10 - 113
Acenaphthene	7.4	U	724	460		ug/Kg	☼	64	22 - 110
Acenaphthylene	7.4	U	724	485		ug/Kg	☼	67	24 - 110
Acetophenone	110	U	724	469		ug/Kg	☼	65	31 - 110
Anthracene	7.4	U	724	518		ug/Kg	☼	72	20 - 110
Atrazine	220	U	724	701		ug/Kg	☼	97	45 - 118
Benzaldehyde	110	U	724	480		ug/Kg	☼	66	23 - 110
Benzo[a]anthracene	7.4	U	724	491		ug/Kg	☼	68	10 - 122
Benzo[a]pyrene	7.4	U	724	478		ug/Kg	☼	66	10 - 110
Benzo[b]fluoranthene	7.4	U	724	496		ug/Kg	☼	68	12 - 118
Benzo[g,h,i]perylene	7.4	U	724	541		ug/Kg	☼	75	10 - 117
Benzo[k]fluoranthene	7.4	U	724	480		ug/Kg	☼	66	10 - 121
Bis(2-chloroethoxy)methane	110	U	724	435		ug/Kg	☼	60	26 - 110
Bis(2-chloroethyl)ether	110	U	724	457		ug/Kg	☼	63	21 - 110
Bis(2-ethylhexyl) phthalate	56	U	724	565		ug/Kg	☼	78	40 - 110
Butyl benzyl phthalate	56	U	724	573		ug/Kg	☼	79	44 - 110
Caprolactam	370	U	724	634		ug/Kg	☼	88	10 - 134
Carbazole	56	U	724	481		ug/Kg	☼	66	34 - 110
Chrysene	7.4	U	724	553		ug/Kg	☼	76	10 - 125
Dibenz(a,h)anthracene	7.4	U	724	545		ug/Kg	☼	75	14 - 113
Dibenzofuran	56	U	724	474		ug/Kg	☼	65	29 - 110
Diethyl phthalate	56	U	724	485		ug/Kg	☼	67	42 - 110
Dimethyl phthalate	56	U	724	474		ug/Kg	☼	66	41 - 110
Di-n-butyl phthalate	56	U	724	527		ug/Kg	☼	73	43 - 110
Di-n-octyl phthalate	56	U	724	553		ug/Kg	☼	76	24 - 119
Fluoranthene	7.4	U	724	506		ug/Kg	☼	70	10 - 110
Fluorene	7.4	U	724	477		ug/Kg	☼	66	23 - 110
Hexachlorobenzene	7.4	U	724	455		ug/Kg	☼	63	34 - 110
Hexachlorobutadiene	56	U	724	421		ug/Kg	☼	58	25 - 110
Hexachlorocyclopentadiene	370	U	724	360	U F	ug/Kg	☼	0	10 - 110
Hexachloroethane	56	U	724	464		ug/Kg	☼	64	12 - 110
Indeno[1,2,3-cd]pyrene	7.4	U	724	532		ug/Kg	☼	73	10 - 114

Method: 8270C - Semivolatile Organic Compounds (GC/MS) (Continued)

Lab Sample ID: 240-21223-2 MS
Matrix: Solid
Analysis Batch: 76429

Client Sample ID: S-021913-SM-137
Prep Type: Total/NA
Prep Batch: 76083

Analyte	Sample Result	Sample Qualifier	Spike Added	MS Result	MS Qualifier	Unit	D	%Rec	%Rec. Limits
Isophorone	56	U	724	459		ug/Kg	☼	63	29 - 110
Naphthalene	7.4	U	724	475		ug/Kg	☼	66	10 - 111
Nitrobenzene	110	U	724	457		ug/Kg	☼	63	23 - 110
N-Nitrosodi-n-propylamine	56	U	724	433		ug/Kg	☼	60	26 - 110
N-Nitrosodiphenylamine	56	U	724	447		ug/Kg	☼	62	22 - 110
Pentachlorophenol	170	U	724	292		ug/Kg	☼	40	10 - 110
Phenol	56	U	724	382		ug/Kg	☼	53	17 - 110
Phenanthrene	7.4	U	724	482		ug/Kg	☼	67	10 - 166
Pyrene	7.4	U	724	532		ug/Kg	☼	74	10 - 147
3 & 4 Methylphenol	450	U	1450	774		ug/Kg	☼	53	25 - 110

Surrogate	*MS %Recovery*	*MS Qualifier*	*Limits*
2-Fluorobiphenyl (Surr)	*57*		*24 - 110*
2-Fluorophenol (Surr)	*55*		*24 - 110*
2,4,6-Tribromophenol (Surr)	*41*		*10 - 110*
Nitrobenzene-d5 (Surr)	*63*		*20 - 110*
Phenol-d5 (Surr)	*53*		*26 - 110*
Terphenyl-d14 (Surr)	*73*		*36 - 110*

Lab Sample ID: 240-21223-2 MSD
Matrix: Solid
Analysis Batch: 76429

Client Sample ID: S-021913-SM-137
Prep Type: Total/NA
Prep Batch: 76083

Analyte	Sample Result	Sample Qualifier	Spike Added	MSD Result	MSD Qualifier	Unit	D	%Rec	%Rec. Limits	RPD	RPD Limit
1,1'-Biphenyl	56	U	727	424		ug/Kg	☼	58	32 - 110	5	32
2,2'-oxybis[1-chloropropane]	110	U	727	402		ug/Kg	☼	55	11 - 110	8	42
2,4,5-Trichlorophenol	170	U	727	366		ug/Kg	☼	50	10 - 117	5	99
2,4,6-Trichlorophenol	170	U	727	329		ug/Kg	☼	45	10 - 110	3	38
2,4-Dichlorophenol	170	U	727	364		ug/Kg	☼	50	10 - 110	4	34
2,4-Dimethylphenol	170	U	727	352		ug/Kg	☼	48	10 - 110	4	31
2,4-Dinitrophenol	370	U	727	418		ug/Kg	☼	58	10 - 110	2	99
2,4-Dinitrotoluene	220	U	727	463		ug/Kg	☼	64	32 - 110	5	30
2,6-Dinitrotoluene	220	U	727	491		ug/Kg	☼	68	35 - 110	2	30
2-Chloronaphthalene	56	U	727	415		ug/Kg	☼	57	28 - 110	5	30
2-Chlorophenol	56	U	727	353		ug/Kg	☼	49	10 - 110	8	47
2-Methylnaphthalene	7.4	U	727	447		ug/Kg	☼	61	10 - 133	5	42
2-Methylphenol	220	U	727	353		ug/Kg	☼	49	24 - 110	6	51
2-Nitroaniline	220	U	727	454		ug/Kg	☼	62	39 - 110	4	31
2-Nitrophenol	56	U	727	366		ug/Kg	☼	50	10 - 110	5	49
3,3'-Dichlorobenzidine	110	U	727	171		ug/Kg	☼	24	10 - 110	17	56
3-Nitroaniline	220	U	727	348		ug/Kg	☼	48	10 - 110	9	30
4,6-Dinitro-2-methylphenol	170	U	727	304		ug/Kg	☼	42	10 - 110	5	55
4-Bromophenyl phenyl ether	56	U	727	420		ug/Kg	☼	58	33 - 110	4	30
4-Chloro-3-methylphenol	170	U	727	370		ug/Kg	☼	51	25 - 110	5	54
4-Chloroaniline	170	U	727	277		ug/Kg	☼	38	10 - 110	12	36
4-Chlorophenyl phenyl ether	56	U	727	421		ug/Kg	☼	58	32 - 110	4	30
4-Nitroaniline	220	U	727	373		ug/Kg	☼	51	10 - 110	8	48
4-Nitrophenol	370	U	727	388		ug/Kg	☼	53	10 - 113	2	49

Method: 8270C - Semivolatile Organic Compounds (GC/MS) (Continued)

Lab Sample ID: 240-21223-2 MSD
Matrix: Solid
Analysis Batch: 76429

Client Sample ID: S-021913-SM-137
Prep Type: Total/NA
Prep Batch: 76083

Analyte	Sample Result	Sample Qualifier	Spike Added	MSD Result	MSD Qualifier	Unit	D	%Rec	%Rec. Limits	RPD	RPD Limit
Acenaphthene	7.4	U	727	442		ug/Kg	☼	61	22 - 110	4	99
Acenaphthylene	7.4	U	727	462		ug/Kg	☼	64	24 - 110	5	99
Acetophenone	110	U	727	433		ug/Kg	☼	60	31 - 110	8	43
Anthracene	7.4	U	727	494		ug/Kg	☼	68	20 - 110	5	99
Atrazine	220	U	727	661		ug/Kg	☼	91	45 - 118	6	30
Benzaldehyde	110	U	727	439		ug/Kg	☼	60	23 - 110	9	42
Benzo[a]anthracene	7.4	U	727	474		ug/Kg	☼	65	10 - 122	3	99
Benzo[a]pyrene	7.4	U	727	459		ug/Kg	☼	63	10 - 110	4	99
Benzo[b]fluoranthene	7.4	U	727	488		ug/Kg	☼	67	12 - 118	1	99
Benzo[g,h,i]perylene	7.4	U	727	514		ug/Kg	☼	71	10 - 117	5	99
Benzo[k]fluoranthene	7.4	U	727	447		ug/Kg	☼	61	10 - 121	7	99
Bis(2-chloroethoxy)methane	110	U	727	414		ug/Kg	☼	57	26 - 110	5	37
Bis(2-chloroethyl)ether	110	U	727	416		ug/Kg	☼	57	21 - 110	9	55
Bis(2-ethylhexyl) phthalate	56	U	727	541		ug/Kg	☼	74	40 - 110	4	30
Butyl benzyl phthalate	56	U	727	547		ug/Kg	☼	75	44 - 110	5	30
Caprolactam	370	U	727	608		ug/Kg	☼	84	10 - 134	4	32
Carbazole	56	U	727	460		ug/Kg	☼	63	34 - 110	4	30
Chrysene	7.4	U	727	526		ug/Kg	☼	72	10 - 125	5	99
Dibenz(a,h)anthracene	7.4	U	727	536		ug/Kg	☼	74	14 - 113	2	99
Dibenzofuran	56	U	727	451		ug/Kg	☼	62	29 - 110	5	30
Diethyl phthalate	56	U	727	463		ug/Kg	☼	64	42 - 110	5	30
Dimethyl phthalate	56	U	727	451		ug/Kg	☼	62	41 - 110	5	30
Di-n-butyl phthalate	56	U	727	499		ug/Kg	☼	69	43 - 110	5	30
Di-n-octyl phthalate	56	U	727	541		ug/Kg	☼	74	24 - 119	2	30
Fluoranthene	7.4	U	727	481		ug/Kg	☼	66	10 - 110	5	99
Fluorene	7.4	U	727	457		ug/Kg	☼	63	23 - 110	4	99
Hexachlorobenzene	7.4	U	727	436		ug/Kg	☼	60	34 - 110	4	30
Hexachlorobutadiene	56	U	727	390		ug/Kg	☼	54	25 - 110	8	34
Hexachlorocyclopentadiene	370	U	727	360	U F	ug/Kg	☼	0	10 - 110	NC	79
Hexachloroethane	56	U	727	420		ug/Kg	☼	58	12 - 110	10	50
Indeno[1,2,3-cd]pyrene	7.4	U	727	508		ug/Kg	☼	70	10 - 114	5	99
Isophorone	56	U	727	434		ug/Kg	☼	60	29 - 110	6	38
Naphthalene	7.4	U	727	442		ug/Kg	☼	61	10 - 111	7	99
Nitrobenzene	110	U	727	424		ug/Kg	☼	58	23 - 110	7	41
N-Nitrosodi-n-propylamine	56	U	727	401		ug/Kg	☼	55	26 - 110	8	42
N-Nitrosodiphenylamine	56	U	727	427		ug/Kg	☼	59	22 - 110	5	30
Pentachlorophenol	170	U	727	233		ug/Kg	☼	32	10 - 110	23	50
Phenol	56	U	727	356		ug/Kg	☼	49	17 - 110	7	53
Phenanthrene	7.4	U	727	469		ug/Kg	☼	64	10 - 166	3	99
Pyrene	7.4	U	727	507		ug/Kg	☼	70	10 - 147	5	99
3 & 4 Methylphenol	450	U	1450	721		ug/Kg	☼	50	25 - 110	7	50

Surrogate	*MSD %Recovery*	*MSD Qualifier*	*Limits*
2-Fluorobiphenyl (Surr)	*54*		*24 - 110*
2-Fluorophenol (Surr)	*51*		*24 - 110*
2,4,6-Tribromophenol (Surr)	*39*		*10 - 110*
Nitrobenzene-d5 (Surr)	*59*		*20 - 110*
Phenol-d5 (Surr)	*49*		*26 - 110*

Method: 8270C - Semivolatile Organic Compounds (GC/MS) (Continued)

Lab Sample ID: 240-21223-2 MSD
Matrix: Solid
Analysis Batch: 76429

Client Sample ID: S-021913-SM-137
Prep Type: Total/NA
Prep Batch: 76083

Surrogate	MSD %Recovery	MSD Qualifier	Limits
Terphenyl-d14 (Surr)	*69*		*36 - 110*

QC Association Summary

Client: Conestoga-Rovers & Associates, Inc.
Project/Site: 017324-T07-017, RACER Former MTM

TestAmerica Job ID: 240-21223-1

GC/MS VOA

Prep Batch: 75965

Lab Sample ID	Client Sample ID	Prep Type	Matrix	Method	Prep Batch
240-21223-13	S-021913-SM-148	Total/NA	Solid	5035	
240-21223-14	S-021913-SM-149	Total/NA	Solid	5035	

Analysis Batch: 76061

Lab Sample ID	Client Sample ID	Prep Type	Matrix	Method	Prep Batch
240-21223-13	S-021913-SM-148	Total/NA	Solid	8260B	75965
240-21223-14	S-021913-SM-149	Total/NA	Solid	8260B	75965
LCS 240-76061/5	Lab Control Sample	Total/NA	Solid	8260B	
MB 240-76061/6	Method Blank	Total/NA	Solid	8260B	

GC/MS Semi VOA

Prep Batch: 76083

Lab Sample ID	Client Sample ID	Prep Type	Matrix	Method	Prep Batch
240-21223-1	S-021913-SM-136	Total/NA	Solid	3540C	
240-21223-2	S-021913-SM-137	Total/NA	Solid	3540C	
240-21223-2 MS	S-021913-SM-137	Total/NA	Solid	3540C	
240-21223-2 MSD	S-021913-SM-137	Total/NA	Solid	3540C	
LCS 240-76083/5-A	Lab Control Sample	Total/NA	Solid	3540C	
MB 240-76083/6-A	Method Blank	Total/NA	Solid	3540C	

Analysis Batch: 76429

Lab Sample ID	Client Sample ID	Prep Type	Matrix	Method	Prep Batch
240-21223-1	S-021913-SM-136	Total/NA	Solid	8270C	76083
240-21223-2	S-021913-SM-137	Total/NA	Solid	8270C	76083
240-21223-2 MS	S-021913-SM-137	Total/NA	Solid	8270C	76083
240-21223-2 MSD	S-021913-SM-137	Total/NA	Solid	8270C	76083
MB 240-76083/6-A	Method Blank	Total/NA	Solid	8270C	76083

Analysis Batch: 76647

Lab Sample ID	Client Sample ID	Prep Type	Matrix	Method	Prep Batch
LCS 240-76083/5-A	Lab Control Sample	Total/NA	Solid	8270C	76083

General Chemistry

Analysis Batch: 76074

Lab Sample ID	Client Sample ID	Prep Type	Matrix	Method	Prep Batch
240-21223-1	S-021913-SM-136	Total/NA	Solid	Moisture	
240-21223-1 DU	S-021913-SM-136	Total/NA	Solid	Moisture	
240-21223-2	S-021913-SM-137	Total/NA	Solid	Moisture	
240-21223-13	S-021913-SM-148	Total/NA	Solid	Moisture	
240-21223-14	S-021913-SM-149	Total/NA	Solid	Moisture	

Lab Chronicle

Client: Conestoga-Rovers & Associates, Inc.
Project/Site: 017324-T07-017, RACER Former MTM

TestAmerica Job ID: 240-21223-1

Client Sample ID: S-021913-SM-136

Lab Sample ID: 240-21223-1
Date Collected: 02/19/13 09:00
Matrix: Solid
Date Received: 02/20/13 09:10
Percent Solids: 89.1

Prep Type	Batch Type	Batch Method	Run	Dilution Factor	Batch Number	Prepared or Analyzed	Analyst	Lab
Total/NA	Prep	3540C			76083	02/21/13 11:25	LH	TAL NC
Total/NA	Analysis	8270C		2.5	76429	02/26/13 12:05	TH	TAL NC
Total/NA	Analysis	Moisture		1	76074	02/21/13 10:46	TH	TAL NC

Client Sample ID: S-021913-SM-137

Lab Sample ID: 240-21223-2
Date Collected: 02/19/13 09:01
Matrix: Solid
Date Received: 02/20/13 09:10
Percent Solids: 91.1

Prep Type	Batch Type	Batch Method	Run	Dilution Factor	Batch Number	Prepared or Analyzed	Analyst	Lab
Total/NA	Prep	3540C			76083	02/21/13 11:25	LH	TAL NC
Total/NA	Analysis	8270C		1	76429	02/26/13 11:00	TH	TAL NC
Total/NA	Analysis	Moisture		1	76074	02/21/13 10:46	TH	TAL NC

Client Sample ID: S-021913-SM-148

Lab Sample ID: 240-21223-13
Date Collected: 02/19/13 12:40
Matrix: Solid
Date Received: 02/20/13 09:10
Percent Solids: 89.2

Prep Type	Batch Type	Batch Method	Run	Dilution Factor	Batch Number	Prepared or Analyzed	Analyst	Lab
Total/NA	Prep	5035			75965	02/20/13 15:22	LM	TAL NC
Total/NA	Analysis	8260B		1	76061	02/21/13 22:35	SM	TAL NC
Total/NA	Analysis	Moisture		1	76074	02/21/13 10:46	TH	TAL NC

Client Sample ID: S-021913-SM-149

Lab Sample ID: 240-21223-14
Date Collected: 02/19/13 12:42
Matrix: Solid
Date Received: 02/20/13 09:10
Percent Solids: 78.8

Prep Type	Batch Type	Batch Method	Run	Dilution Factor	Batch Number	Prepared or Analyzed	Analyst	Lab
Total/NA	Prep	5035			75965	02/20/13 15:22	LM	TAL NC
Total/NA	Analysis	8260B		1	76061	02/21/13 22:14	SM	TAL NC
Total/NA	Analysis	Moisture		1	76074	02/21/13 10:46	TH	TAL NC

Laboratory References:

TAL NC = TestAmerica Canton, 4101 Shuffel Street NW, North Canton, OH 44720, TEL (330)497-9396

Certification Summary

Client: Conestoga-Rovers & Associates, Inc.
Project/Site: 017324-T07-017, RACER Former MTM

TestAmerica Job ID: 240-21223-1

Laboratory: TestAmerica Canton

All certifications held by this laboratory are listed. Not all certifications are applicable to this report.

Authority	Program	EPA Region	Certification ID	Expiration Date
California	NELAP	9	01144CA	06-30-13
Connecticut	State Program	1	PH-0590	12-31-13
Florida	NELAP	4	E87225	06-30-13
Georgia	State Program	4	N/A	06-30-13
Illinois	NELAP	5	200004	07-31-13
Kansas	NELAP	7	E-10336	01-31-14
Kentucky	State Program	4	58	06-30-13
L-A-B	DoD ELAP		L2315	07-28-13
Nevada	State Program	9	OH-000482008A	07-31-13
New Jersey	NELAP	2	OH001	06-30-13
New York	NELAP	2	10975	04-01-13
Ohio VAP	State Program	5	CL0024	01-19-14
Pennsylvania	NELAP	3	68-00340	08-31-13
Texas	NELAP	6		08-03-13
USDA	Federal		P330-11-00328	08-26-14
Virginia	NELAP	3	460175	09-14-13
Wisconsin	State Program	5	999518190	08-31-13

CHAIN OF CUSTODY RECORD

COC NO.: IN- 03177

PAGE 1 OF ___

(See Reverse Side for Instructions)

CONESTOGA-ROVERS & ASSOCIATES
6520 Corporate Drive, Indianapolis, Indiana 46278
Phone: (317) 291-7007 Fax: (317) 328-2666

Project No/ Phase/Task Code: 017324-T07-CRA13	Laboratory Name: Test America
Project Name: MTM	Lab Contact: Denise Heckler
Project Location: Muncie IN	Lab Location: North Canton
Chemistry Contact: Michael Richardson	Lab Quote No:
Sampler(s): Sam Meleco[illegible]	SSOW ID: / Cooler No: / Carrier: Fedex / Airbill No: 801378776800 / Date Shipped: 2/19/13

Item	Sample Identification (Containers for each sample may be combined on one line)	Date (mm/dd/yy)	Time (hh:mm)	Matrix Code (see back of COC)	Grab (G) or Comp (C)	Container Quantity & Preservation: Unpreserved	HCl	HNO3	H2SO4	NaOH	Methanol/Water (Soil VOC)	EnCores 3x5-g, 1x25-g	Other:	Total Containers/Sample	Analysis Requested: SVOC	VOC	% moisture	MS/MSD Request	Comments/ Special Instructions:
1	S-021913-SM-134	02/19/13	900	SO	G	1								1	X				
2	-137		901			1								1	X				
3	-138		902			1								1	X				Hold
4	-139		936			1								1	X				Hold
5	-140		1012			1								1	X				Hold
6	-141		1015			1								1	X				Hold
7	-142		1100			1								1	X				Hold
8	-143		1115			1								1	X				Hold
9	-144		1120			1								1	X				Hold
10	-145		1140			1						3		4		X	X		# Hold
11	-146		1145			1						3		4		X	X		Hold
12	-147		1150			1						3		4		X	X		Hold
13	-148		1240			1						3		4		X	X		
14	-149		1242			1						3		4		X	X		
15	S-021913-SM-150	02/19/13	1249	SO	G	1						3		4		X	X		Hold

TAT Required in business days (use separate COCs for different TATs):
☐ 1 Day ☐ 2 Days ☐ 3 Days ☐ 1 Week ☐ 2 Week ☒ Other: 5 day

Total Number of Containers: 60

All Samples in Cooler must be on COC

Notes/ Special Requirements: 5 day TAT on non-Hold Items.

Relinquished By	Company	Date	Time	Received By	Company	Date	Time
1. [signature]	CRA	2/19/13	1700	1. [signature]	TAC	2/20/13	9:10
2.				2.			
3.				3.			

THE CHAIN OF CUSTODY IS A LEGAL DOCUMENT – ALL FIELDS MUST BE COMPLETED ACCURATELY

Distribution: WHITE – Fully Executed Copy (CRA) YELLOW – Receiving Laboratory Copy PINK – Shipper GOLDENROD – Sampling Crew

CRA Form: COC-10A (20110804)

CHAIN OF CUSTODY RECORD

COC NO.: IN-03178
PAGE 2 OF 2
(See Reverse Side for Instructions)

CONESTOGA-ROVERS & ASSOCIATES

6520 Corporate Drive, Indianapolis, Indiana 46278
Phone: (317) 291-7007 Fax: (317) 328-2666

Project No/ Phase/Task Code: 017304-T07-CRA13	Laboratory Name:	Lab Location:	SSOW ID:
Project Name: MTM	Lab Contact:	Lab Quote No:	Cooler No:
Project Location: Muncie IN			Carrier:
Chemistry Contact: Michael Richardson			Airbill No:
Sampler(s): Sam Meleaghy			Date Shipped:

Item	Sample Identification (Containers for each sample may be combined on one line)	Date (mm/dd/yy)	Time (hh:mm)	Matrix Code (see back of COC)	Grab (G) or Comp (C)	Container Quantity & Preservation: Unpreserved	HCl	HNO_3	H_2SO_4	NaOH	Methanol/Water (Soil VOC)	EnCores 3x5-g; 1x25-g	Other:	Total Containers/Sample	Analysis Requested: VOC	No methanol pres	MS/MSD Request	Comments/ Special Instructions:
1	S-021913-SM-151	02/19/13	1300	SO	G	1						3		4	X	X		Hold
2	-152	"	1301	"	"	1						3		4	X	X		Hold
3	S-021913-SM-153	02/19/13	1302	SO	G	1						3		4	X	X		Hold
4																		
5																		
6																		
7																		
8																		
9																		
10																		
11																		
12																		
13																		
14																		
15																		

TAT Required in business days (use separate COCs for different TATs):
☐ 1 Day ☐ 2 Days ☐ 3 Days ☐ 1 Week ☐ 2 Week ☐ Other:

Total Number of Containers: 45
All Samples in Cooler must be on COC

Notes/ Special Requirements:

Relinquished By	Company	Date	Time	Received By	Company	Date	Time
1. Sam Meleaghy	CRA	1700	2/19/13	1. [signature]	TAC	2/20/13	9:10
2.				2.			
3.				3.			

THE CHAIN OF CUSTODY IS A LEGAL DOCUMENT – ALL FIELDS MUST BE COMPLETED ACCURATELY

Distribution: WHITE – Fully Executed Copy (CRA) YELLOW – Receiving Laboratory Copy PINK – Shipper GOLDENROD – Sampling Crew

CRA Form: COC-10A (20110804)

TestAmerica Canton Sample Receipt Form/Narrative Login # : 21223

Client CRA Site Name _____ By: Terrell Dell
Cooler Received on 2-20-13 Opened on 2-20-13 (Signature)
FedEx: 1st Grd (Exp) UPS FAS Stetson Client Drop Off TestAmerica Courier Other _____
TestAmerica Cooler # _____ Foam Box (Client Cooler) Box Other _____
Packing material used: (Bubble Wrap) Foam (Plastic Bag) None Other _____
COOLANT: (Wet Ice) Blue Ice Dry Ice Water None

1. Cooler temperature upon receipt
   IR GUN# 1 (CF –2 °C) Observed Sample Temp. 4.2 °C Corrected Sample Temp. 2.2 °C
   IR GUN# 4G (CF 0 °C) Observed Sample Temp. _____ °C Corrected Sample Temp. _____ °C ☐ Multiple on Back
   IR GUN# 5G (CF 0 °C) Observed Sample Temp. _____ °C Corrected Sample Temp. _____ °C
   IR GUN# 8 (CF 0 °C) Observed Sample Temp. _____ °C Corrected Sample Temp. _____ °C
2. Were custody seals on the outside of the cooler(s)? If Yes Quantity _____ Yes (No)
   -Were custody seals on the outside of the cooler(s) signed & dated? Yes No (NA)
   -Were custody seals on the bottle(s)? Yes (No)
3. Shippers' packing slip attached to the cooler(s)? (Yes) No
4. Did custody papers accompany the sample(s)? (Yes) No
5. Were the custody papers relinquished & signed in the appropriate place? (Yes) No
6. Did all bottles arrive in good condition (Unbroken)? (Yes) No
7. Could all bottle labels be reconciled with the COC? (Yes) No
8. Were correct bottle(s) used for the test(s) indicated? (Yes) No
9. Sufficient quantity received to perform indicated analyses? (Yes) No
10. Were sample(s) at the correct pH upon receipt? Yes No (NA)
11. Were VOAs on the COC? Yes (No)
12. Were air bubbles >6 mm in any VOA vials? Yes No (NA)
13. Was a trip blank present in the cooler(s)? Yes (No)

Contacted PM _____ Date _____ by _____ via Verbal Voice Mail Other
Concerning _____

14. CHAIN OF CUSTODY & SAMPLE DISCREPANCIES

15. SAMPLE CONDITION

Sample(s) _____ were received after the recommended holding time had expired.
Sample(s) _____ were received in a broken container.
Sample(s) _____ were received with bubble >6 mm in diameter. (Notify PM)

16. SAMPLE PRESERVATION

Sample(s) _____ were further preserved in Sample Receiving to meet recommended pH level(s). Nitric Acid Lot# 031512-HNO3; Sulfuric Acid Lot# 051012-H2SO4; Sodium Hydroxide Lot# 121809 -NaOH; Hydrochloric Acid Lot# 041911-HCl; Sodium Hydroxide and Zinc Acetate Lot# 100108-(CH3COO)2ZN/NaOH. What time was preservative added to sample(s)? _____

Client ID	pH	Date	Initials

TestAmerica

THE LEADER IN ENVIRONMENTAL TESTING



ANALYTICAL REPORT

TestAmerica Laboratories, Inc.
TestAmerica Canton
4101 Shuffel Street NW
North Canton, OH 44720
Tel: (330)497-9396

TestAmerica Job ID: 240-22052-1
Client Project/Site: 17324-T07-017, RACER Former MTM

For:
Conestoga-Rovers & Associates, Inc.
6520 Corporate Drive
Indianapolis, Indiana 46278

Attn: Mr. Michael Richardson

Denise D Heckler

Authorized for release by:
3/29/2013 4:07:59 PM

Denise Heckler
Project Manager II
denise.heckler@testamericainc.com

LINKS

Review your project results through TotalAccess

Have a Question? Ask The Expert

Visit us at: www.testamericainc.com

This report has been electronically signed and authorized by the signatory. Electronic signature is intended to be the legally binding equivalent of a traditionally handwritten signature.

Results relate only to the items tested and the sample(s) as received by the laboratory.

Table of Contents

Cover Page 1
Table of Contents 2
Definitions/Glossary 3
Case Narrative 4
Method Summary 6
Sample Summary 7
Detection Summary 8
Client Sample Results 11
Surrogate Summary 22
QC Sample Results 23
QC Association Summary 38
Lab Chronicle 40
Certification Summary 42
Chain of Custody 43

Qualifiers

GC/MS VOA

Qualifier	Qualifier Description
U	Indicates the analyte was analyzed for but not detected.
J	Result is less than the RL but greater than or equal to the MDL and the concentration is an approximate value.
*	LCS or LCSD exceeds the control limits
F	MS or MSD exceeds the control limits
B	Compound was found in the blank and sample.
E	Result exceeded calibration range.

GC Semi VOA

Qualifier	Qualifier Description
U	Indicates the analyte was analyzed for but not detected.
J	Result is less than the RL but greater than or equal to the MDL and the concentration is an approximate value.

Metals

Qualifier	Qualifier Description
U	Indicates the analyte was analyzed for but not detected.
B	Compound was found in the blank and sample.
J	Result is less than the RL but greater than or equal to the MDL and the concentration is an approximate value.

Glossary

Abbreviation	These commonly used abbreviations may or may not be present in this report.
¤	Listed under the "D" column to designate that the result is reported on a dry weight basis
%R	Percent Recovery
CNF	Contains no Free Liquid
DER	Duplicate error ratio (normalized absolute difference)
DL, RA, RE, IN	Indicates a Dilution, Re-analysis, Re-extraction, or additional Initial metals/anion analysis of the sample
DLC	Decision level concentration
MDA	Minimum detectable activity
EDL	Estimated Detection Limit
MDC	Minimum detectable concentration
MDL	Method Detection Limit
ML	Minimum Level (Dioxin)
ND	Not detected at the reporting limit (or MDL or EDL if shown)
PQL	Practical Quantitation Limit
QC	Quality Control
RER	Relative error ratio
RL	Reporting Limit or Requested Limit (Radiochemistry)
RPD	Relative Percent Difference, a measure of the relative difference between two points
TEF	Toxicity Equivalent Factor (Dioxin)
TEQ	Toxicity Equivalent Quotient (Dioxin)

Job ID: 240-22052-1

Laboratory: TestAmerica Canton

Narrative

CASE NARRATIVE

Client: Conestoga-Rovers & Associates, Inc.

Project: 17324-T07-017, RACER Former MTM

Report Number: 240-22052-1

With the exceptions noted as flags or footnotes, standard analytical protocols were followed in the analysis of the samples and no problems were encountered or anomalies observed. In addition all laboratory quality control samples were within established control limits, with any exceptions noted below. Each sample was analyzed to achieve the lowest possible reporting limit within the constraints of the method. In some cases, due to interference or analytes present at high concentrations, samples were diluted. For diluted samples, the reporting limits are adjusted relative to the dilution required.

TestAmerica Canton attests to the validity of the laboratory data generated by TestAmerica facilities reported herein. All analyses performed by TestAmerica facilities were done using established laboratory SOPs that incorporate QA/QC procedures described in the application methods. TestAmerica's operations groups have reviewed the data for compliance with the laboratory QA/QC plan, and data have been found to be compliant with laboratory protocols unless otherwise noted below.

The test results in this report meet all NELAP requirements for parameters for which accreditation is required or available. Any exceptions to NELAP requirements are noted in this report. Pursuant to NELAP, this report may not be reproduced, except in full, without the written approval of the laboratory.

Calculations are performed before rounding to avoid round-off errors in calculated results.

All holding times were met and proper preservation noted for the methods performed on these samples, unless otherwise detailed in the individual sections below.

All solid sample results are reported on an "as received" basis unless otherwise indicated by the presence of a % solids value in the method header.

This laboratory report is confidential and is intended for the sole use of TestAmerica and its client.

RECEIPT

The samples were received on 03/15/2013; the samples arrived in good condition, properly preserved and on ice. The temperature of the coolers at receipt was 5.6 C.

VOLATILE ORGANIC COMPOUNDS (GC-MS)

Samples GW-017324-031413-SM-002 (240-22052-2), GW-017324-031413-SM-003 (240-22052-3), GW-017324-031413-SM-004 (240-22052-4) and TB-017324-031413-SM-001 (240-22052-7) were analyzed for volatile organic compounds (GC-MS) in accordance with EPA SW-846 Method 8260B. The samples were analyzed on 03/22/2013 and 03/23/2013.

Methylene Chloride was detected in method blanks240-79232/6 and 240-79016/6 at a level that was above the method detection limit but below the reporting limit. The value should be considered an estimate, and has been flagged "J". If the associated sample reported a result above the MDL and/or RL, the result has been "B" flagged.

The laboratory control sample (LCS) for batches 79232 and 79016 exceeded control limits for the following analytes: Dichlorodifluoromethane and Trichlorofluoromethane. These compounds have been identified as a poor performing when analyzed using this method; therefore, re-extraction/re-analysis was not performed.

Chloromethane, Dichlorodifluoromethane and Trichlorofluoromethane failed the recovery criteria high for the MS of sample GW-017324-031413-SM-002MS (240-22052-2) in batch 240-79016.

Job ID: 240-22052-1 (Continued)

Laboratory: TestAmerica Canton (Continued)

Dichlorodifluoromethane and Trichlorofluoromethane failed the recovery criteria high for the MSD of sample GW-017324-031413-SM-002MSD (240-22052-2) in batch 240-79016.

Dichlorodifluoromethane and Trichlorofluoromethane failed the recovery criteria high for the MS of sample GW-017324-031413-SM-004MS (240-22052-4) in batch 240-79232.

Trichloroethene failed the recovery criteria low for the MSD of sample GW-017324-031413-SM-004MSD (240-22052-4) in batch 240-79232. Dichlorodifluoromethane and Trichlorofluoromethane failed the recovery criteria high.

Sample GW-017324-031413-SM-004 (240-22052-4)[2.86X] required dilution prior to analysis. The reporting limits have been adjusted accordingly.

No other difficulties were encountered during the VOCs analyses.

All other quality control parameters were within the acceptance limits.

POLYCHLORINATED BIPHENYLS (PCBS)

Samples GW-017324-031413-SM-001 (240-22052-1), GW-017324-031413-SM-005 (240-22052-5) and GW-017324-031413-SM-006 (240-22052-6) were analyzed for polychlorinated biphenyls (PCBs) in accordance with EPA SW-846 Method 8082. The samples were prepared on 03/19/2013 and analyzed on 03/27/2013 and 03/29/2013.

Surrogates are added during the extraction process prior to dilution. When the sample dilution is 5X or greater, surrogate recoveries are diluted out and no corrective action is required.

Sample GW-017324-031413-SM-005 (240-22052-5)[10X] required dilution prior to analysis due to the nature of the sample matrix. The reporting limits have been adjusted accordingly.

No difficulties were encountered during the PCBs analyses.

All quality control parameters were within the acceptance limits.

TOTAL RECOVERABLE METALS (ICP)

Samples GW-017324-031413-SM-002 (240-22052-2), GW-017324-031413-SM-003 (240-22052-3) and GW-017324-031413-SM-005 (240-22052-5) were analyzed for total recoverable metals (ICP) in accordance with EPA SW-846 Method 6010B. The samples were prepared on 03/18/2013 and analyzed on 03/19/2013.

Several analytes were detected in method blank MB 240-78606/1-A at levels that were above the method detection limit but below the reporting limit. The values should be considered estimates, and have been flagged “J”. If the associated sample reported a result above the MDL and/or RL, the result has been “B” flagged.

The CCB was greater than or equal to the requested reporting for Selenium. Since the result for sample: GW-017324-031413-SM-002 (240-22052-2) was below the requested reporting limit, the result was accepted.

No other difficulties were encountered during the metals analyses.

All other quality control parameters were within the acceptance limits.

TOTAL MERCURY

Samples GW-017324-031413-SM-002 (240-22052-2), GW-017324-031413-SM-003 (240-22052-3) and GW-017324-031413-SM-005 (240-22052-5) were analyzed for total mercury in accordance with EPA SW-846 Methods 7470A. The samples were prepared and analyzed on 03/18/2013.

No difficulties were encountered during the mercury analyses.

All quality control parameters were within the acceptance limits.

Method Summary

Client: Conestoga-Rovers & Associates, Inc.
Project/Site: 17324-T07-017, RACER Former MTM

TestAmerica Job ID: 240-22052-1

Method	Method Description	Protocol	Laboratory
8260B	Volatile Organic Compounds (GC/MS)	SW846	TAL NC
8082	Polychlorinated Biphenyls (PCBs) by Gas Chromatography	SW846	TAL NC
6010B	Metals (ICP)	SW846	TAL NC
7470A	Mercury (CVAA)	SW846	TAL NC

Protocol References:

SW846 = "Test Methods For Evaluating Solid Waste, Physical/Chemical Methods", Third Edition, November 1986 And Its Updates.

Laboratory References:

TAL NC = TestAmerica Canton, 4101 Shuffel Street NW, North Canton, OH 44720, TEL (330)497-9396

Sample Summary

Client: Conestoga-Rovers & Associates, Inc.
Project/Site: 17324-T07-017, RACER Former MTM

TestAmerica Job ID: 240-22052-1

Lab Sample ID	Client Sample ID	Matrix	Collected	Received
240-22052-1	GW-017324-031413-SM-001	Water	03/14/13 08:35	03/15/13 09:15
240-22052-2	GW-017324-031413-SM-002	Water	03/14/13 09:45	03/15/13 09:15
240-22052-3	GW-017324-031413-SM-003	Water	03/14/13 09:50	03/15/13 09:15
240-22052-4	GW-017324-031413-SM-004	Water	03/14/13 10:35	03/15/13 09:15
240-22052-5	GW-017324-031413-SM-005	Water	03/14/13 11:50	03/15/13 09:15
240-22052-6	GW-017324-031413-SM-006	Water	03/14/13 11:55	03/15/13 09:15
240-22052-7	TB-017324-031413-SM-001	WQ	03/14/13 12:40	03/15/13 09:15

Detection Summary

Client: Conestoga-Rovers & Associates, Inc.
Project/Site: 17324-T07-017, RACER Former MTM

TestAmerica Job ID: 240-22052-1

Client Sample ID: GW-017324-031413-SM-001 — Lab Sample ID: 240-22052-1

No Detections.

Client Sample ID: GW-017324-031413-SM-002 — Lab Sample ID: 240-22052-2

Analyte	Result	Qualifier	RL	MDL	Unit	Dil Fac	D	Method	Prep Type
Acetone	1.2	J	10	1.1	ug/L	1		8260B	Total/NA
Trichlorofluoromethane	1.7	*	1.0	0.21	ug/L	1		8260B	Total/NA
Aluminum	940		200	97	ug/L	1		6010B	Total Recoverable
Antimony	16	B	10	1.8	ug/L	1		6010B	Total Recoverable
Barium	73	J B	200	0.67	ug/L	1		6010B	Total Recoverable
Calcium	64000	B	5000	130	ug/L	1		6010B	Total Recoverable
Chromium	5.8		5.0	2.2	ug/L	1		6010B	Total Recoverable
Copper	7.4	J	25	4.5	ug/L	1		6010B	Total Recoverable
Iron	1300		100	81	ug/L	1		6010B	Total Recoverable
Potassium	23000		5000	72	ug/L	1		6010B	Total Recoverable
Magnesium	11000	B	5000	34	ug/L	1		6010B	Total Recoverable
Manganese	150	B	15	0.41	ug/L	1		6010B	Total Recoverable
Sodium	11000		5000	590	ug/L	1		6010B	Total Recoverable
Nickel	4.4	J	40	3.2	ug/L	1		6010B	Total Recoverable
Vanadium	4.1	J B	7.0	0.64	ug/L	1		6010B	Total Recoverable
Zinc	23	J B	50	5.0	ug/L	1		6010B	Total Recoverable
Arsenic	5.0	J	10	3.2	ug/L	1		6010B	Total Recoverable
Lead	10		3.0	1.9	ug/L	1		6010B	Total Recoverable

Client Sample ID: GW-017324-031413-SM-003 — Lab Sample ID: 240-22052-3

Analyte	Result	Qualifier	RL	MDL	Unit	Dil Fac	D	Method	Prep Type
Acetone	1.3	J	10	1.1	ug/L	1		8260B	Total/NA
Trichlorofluoromethane	1.6	*	1.0	0.21	ug/L	1		8260B	Total/NA
Aluminum	800		200	97	ug/L	1		6010B	Total Recoverable
Antimony	14	B	10	1.8	ug/L	1		6010B	Total Recoverable
Barium	72	J B	200	0.67	ug/L	1		6010B	Total Recoverable
Calcium	64000	B	5000	130	ug/L	1		6010B	Total Recoverable
Cobalt	1.7	J	7.0	1.7	ug/L	1		6010B	Total Recoverable
Chromium	5.8		5.0	2.2	ug/L	1		6010B	Total Recoverable

This Detection Summary does not include radiochemical test results.

Client Sample ID: GW-017324-031413-SM-003 (Continued)

Lab Sample ID: 240-22052-3

Analyte	Result	Qualifier	RL	MDL	Unit	Dil Fac	D	Method	Prep Type
Copper	7.2	J	25	4.5	ug/L	1		6010B	Total Recoverable
Iron	1200		100	81	ug/L	1		6010B	Total Recoverable
Potassium	23000		5000	72	ug/L	1		6010B	Total Recoverable
Magnesium	11000	B	5000	34	ug/L	1		6010B	Total Recoverable
Manganese	150	B	15	0.41	ug/L	1		6010B	Total Recoverable
Sodium	11000		5000	590	ug/L	1		6010B	Total Recoverable
Nickel	4.9	J	40	3.2	ug/L	1		6010B	Total Recoverable
Vanadium	3.4	J B	7.0	0.64	ug/L	1		6010B	Total Recoverable
Zinc	22	J B	50	5.0	ug/L	1		6010B	Total Recoverable
Arsenic	3.4	J	10	3.2	ug/L	1		6010B	Total Recoverable
Lead	11		3.0	1.9	ug/L	1		6010B	Total Recoverable

Client Sample ID: GW-017324-031413-SM-004

Lab Sample ID: 240-22052-4

Analyte	Result	Qualifier	RL	MDL	Unit	Dil Fac	D	Method	Prep Type
Acetone	4.6	J	29	3.1	ug/L	2.86		8260B	Total/NA
Methylene Chloride	1.7	J B	2.9	0.94	ug/L	2.86		8260B	Total/NA
Tetrachloroethene	1.3	J	2.9	0.83	ug/L	2.86		8260B	Total/NA
Trichloroethene	99		2.9	0.49	ug/L	2.86		8260B	Total/NA
Vinyl chloride	8.2		2.9	0.63	ug/L	2.86		8260B	Total/NA
cis-1,2-Dichloroethene	22		2.9	0.49	ug/L	2.86		8260B	Total/NA
trans-1,2-Dichloroethene	0.69	J	2.9	0.54	ug/L	2.86		8260B	Total/NA

Client Sample ID: GW-017324-031413-SM-005

Lab Sample ID: 240-22052-5

Analyte	Result	Qualifier	RL	MDL	Unit	Dil Fac	D	Method	Prep Type
Aluminum	13000		200	97	ug/L	1		6010B	Total Recoverable
Antimony	2.1	J B	10	1.8	ug/L	1		6010B	Total Recoverable
Barium	120	J B	200	0.67	ug/L	1		6010B	Total Recoverable
Calcium	100000	B	5000	130	ug/L	1		6010B	Total Recoverable
Cobalt	7.1		7.0	1.7	ug/L	1		6010B	Total Recoverable
Chromium	16		5.0	2.2	ug/L	1		6010B	Total Recoverable
Copper	12	J	25	4.5	ug/L	1		6010B	Total Recoverable
Iron	14000		100	81	ug/L	1		6010B	Total Recoverable
Potassium	5800		5000	72	ug/L	1		6010B	Total Recoverable

This Detection Summary does not include radiochemical test results.

Client Sample ID: GW-017324-031413-SM-005 (Continued)

Lab Sample ID: 240-22052-5

Analyte	Result	Qualifier	RL	MDL	Unit	Dil Fac	D	Method	Prep Type
Magnesium	36000	B	5000	34	ug/L	1		6010B	Total Recoverable
Manganese	230	B	15	0.41	ug/L	1		6010B	Total Recoverable
Sodium	26000		5000	590	ug/L	1		6010B	Total Recoverable
Nickel	20	J	40	3.2	ug/L	1		6010B	Total Recoverable
Vanadium	28	B	7.0	0.64	ug/L	1		6010B	Total Recoverable
Zinc	57	B	50	5.0	ug/L	1		6010B	Total Recoverable
Arsenic	6.4	J	10	3.2	ug/L	1		6010B	Total Recoverable
Lead	5.4		3.0	1.9	ug/L	1		6010B	Total Recoverable

Client Sample ID: GW-017324-031413-SM-006

Lab Sample ID: 240-22052-6

No Detections.

Client Sample ID: TB-017324-031413-SM-001

Lab Sample ID: 240-22052-7

No Detections.

This Detection Summary does not include radiochemical test results.

Client: Conestoga-Rovers & Associates, Inc.
Project/Site: 17324-T07-017, RACER Former MTM

TestAmerica Job ID: 240-22052-1

Client Sample ID: GW-017324-031413-SM-001
Date Collected: 03/14/13 08:35
Date Received: 03/15/13 09:15

Lab Sample ID: 240-22052-1
Matrix: Water

Method: 8082 - Polychlorinated Biphenyls (PCBs) by Gas Chromatography

Analyte	Result	Qualifier	RL	MDL	Unit	D	Prepared	Analyzed	Dil Fac
Aroclor-1016	0.50	U	0.50	0.17	ug/L		03/19/13 08:52	03/27/13 10:38	1
Aroclor-1221	0.50	U	0.50	0.13	ug/L		03/19/13 08:52	03/27/13 10:38	1
Aroclor-1232	0.50	U	0.50	0.16	ug/L		03/19/13 08:52	03/27/13 10:38	1
Aroclor-1242	0.50	U	0.50	0.22	ug/L		03/19/13 08:52	03/27/13 10:38	1
Aroclor-1248	0.50	U	0.50	0.099	ug/L		03/19/13 08:52	03/27/13 10:38	1
Aroclor-1254	0.50	U	0.50	0.16	ug/L		03/19/13 08:52	03/27/13 10:38	1
Aroclor-1260	0.50	U	0.50	0.17	ug/L		03/19/13 08:52	03/27/13 10:38	1

Surrogate	*%Recovery*	*Qualifier*	*Limits*	*Prepared*	*Analyzed*	*Dil Fac*
Tetrachloro-m-xylene	*69*		*23 - 136*	*03/19/13 08:52*	*03/27/13 10:38*	*1*
DCB Decachlorobiphenyl	*27*		*10 - 130*	*03/19/13 08:52*	*03/27/13 10:38*	*1*

Client: Conestoga-Rovers & Associates, Inc.
Project/Site: 17324-T07-017, RACER Former MTM

TestAmerica Job ID: 240-22052-1

Client Sample ID: GW-017324-031413-SM-002
Date Collected: 03/14/13 09:45
Date Received: 03/15/13 09:15

Lab Sample ID: 240-22052-2
Matrix: Water

Method: 8260B - Volatile Organic Compounds (GC/MS)

Analyte	Result	Qualifier	RL	MDL	Unit	D	Prepared	Analyzed	Dil Fac
Acetone	**1.2**	**J**	10	1.1	ug/L			03/22/13 03:12	1
Benzene	1.0	U	1.0	0.13	ug/L			03/22/13 03:12	1
Dichlorobromomethane	1.0	U	1.0	0.15	ug/L			03/22/13 03:12	1
Bromoform	1.0	U	1.0	0.64	ug/L			03/22/13 03:12	1
Bromomethane	1.0	U	1.0	0.41	ug/L			03/22/13 03:12	1
2-Butanone (MEK)	10	U	10	0.57	ug/L			03/22/13 03:12	1
Carbon disulfide	1.0	U	1.0	0.13	ug/L			03/22/13 03:12	1
Carbon tetrachloride	1.0	U	1.0	0.13	ug/L			03/22/13 03:12	1
Chlorobenzene	1.0	U	1.0	0.15	ug/L			03/22/13 03:12	1
Chloroethane	1.0	U	1.0	0.29	ug/L			03/22/13 03:12	1
Chloroform	1.0	U	1.0	0.16	ug/L			03/22/13 03:12	1
Chloromethane	1.0	U	1.0	0.30	ug/L			03/22/13 03:12	1
1,1-Dichloroethane	1.0	U	1.0	0.15	ug/L			03/22/13 03:12	1
1,2-Dichloroethane	1.0	U	1.0	0.22	ug/L			03/22/13 03:12	1
1,1-Dichloroethene	1.0	U	1.0	0.19	ug/L			03/22/13 03:12	1
1,2-Dichloropropane	1.0	U	1.0	0.18	ug/L			03/22/13 03:12	1
cis-1,3-Dichloropropene	1.0	U	1.0	0.14	ug/L			03/22/13 03:12	1
trans-1,3-Dichloropropene	1.0	U	1.0	0.19	ug/L			03/22/13 03:12	1
Ethylbenzene	1.0	U	1.0	0.17	ug/L			03/22/13 03:12	1
2-Hexanone	10	U	10	0.41	ug/L			03/22/13 03:12	1
Methylene Chloride	1.0	U	1.0	0.33	ug/L			03/22/13 03:12	1
4-Methyl-2-pentanone (MIBK)	10	U	10	0.32	ug/L			03/22/13 03:12	1
Styrene	1.0	U	1.0	0.11	ug/L			03/22/13 03:12	1
1,1,2,2-Tetrachloroethane	1.0	U	1.0	0.18	ug/L			03/22/13 03:12	1
Tetrachloroethene	1.0	U	1.0	0.29	ug/L			03/22/13 03:12	1
Toluene	1.0	U	1.0	0.13	ug/L			03/22/13 03:12	1
Trichloroethene	1.0	U	1.0	0.17	ug/L			03/22/13 03:12	1
Vinyl chloride	1.0	U	1.0	0.22	ug/L			03/22/13 03:12	1
Xylenes, Total	2.0	U	2.0	0.28	ug/L			03/22/13 03:12	1
1,1,1-Trichloroethane	1.0	U	1.0	0.22	ug/L			03/22/13 03:12	1
1,1,2-Trichloroethane	1.0	U	1.0	0.27	ug/L			03/22/13 03:12	1
Cyclohexane	1.0	U	1.0	0.12	ug/L			03/22/13 03:12	1
1,2-Dibromo-3-Chloropropane	2.0	U	2.0	0.67	ug/L			03/22/13 03:12	1
Ethylene Dibromide	1.0	U	1.0	0.24	ug/L			03/22/13 03:12	1
Dichlorodifluoromethane	1.0	U *	1.0	0.31	ug/L			03/22/13 03:12	1
cis-1,2-Dichloroethene	1.0	U	1.0	0.17	ug/L			03/22/13 03:12	1
trans-1,2-Dichloroethene	1.0	U	1.0	0.19	ug/L			03/22/13 03:12	1
Isopropylbenzene	1.0	U	1.0	0.13	ug/L			03/22/13 03:12	1
Methyl acetate	10	U	10	0.38	ug/L			03/22/13 03:12	1
Methyl tert-butyl ether	1.0	U	1.0	0.17	ug/L			03/22/13 03:12	1
1,1,2-Trichloro-1,2,2-trifluoroethane	1.0	U	1.0	0.28	ug/L			03/22/13 03:12	1
1,2,4-Trichlorobenzene	1.0	U	1.0	0.15	ug/L			03/22/13 03:12	1
1,2-Dichlorobenzene	1.0	U	1.0	0.13	ug/L			03/22/13 03:12	1
1,3-Dichlorobenzene	1.0	U	1.0	0.14	ug/L			03/22/13 03:12	1
1,4-Dichlorobenzene	1.0	U	1.0	0.13	ug/L			03/22/13 03:12	1
Trichlorofluoromethane	**1.7**	*	1.0	0.21	ug/L			03/22/13 03:12	1
Chlorodibromomethane	1.0	U	1.0	0.18	ug/L			03/22/13 03:12	1
Methylcyclohexane	1.0	U	1.0	0.13	ug/L			03/22/13 03:12	1

Client: Conestoga-Rovers & Associates, Inc.
Project/Site: 17324-T07-017, RACER Former MTM

TestAmerica Job ID: 240-22052-1

Client Sample ID: GW-017324-031413-SM-002
Date Collected: 03/14/13 09:45
Date Received: 03/15/13 09:15

Lab Sample ID: 240-22052-2
Matrix: Water

Surrogate	%Recovery	Qualifier	Limits	Prepared	Analyzed	Dil Fac
1,2-Dichloroethane-d4 (Surr)	108		63 - 129		03/22/13 03:12	1
4-Bromofluorobenzene (Surr)	92		66 - 117		03/22/13 03:12	1
Toluene-d8 (Surr)	98		74 - 115		03/22/13 03:12	1
Dibromofluoromethane (Surr)	100		75 - 121		03/22/13 03:12	1

Method: 6010B - Metals (ICP) - Total Recoverable

Analyte	Result	Qualifier	RL	MDL	Unit	D	Prepared	Analyzed	Dil Fac
Aluminum	**940**		200	97	ug/L		03/18/13 09:56	03/19/13 14:06	1
Antimony	**16**	**B**	10	1.8	ug/L		03/18/13 09:56	03/19/13 14:06	1
Barium	**73**	**J B**	200	0.67	ug/L		03/18/13 09:56	03/19/13 14:06	1
Beryllium	5.0	U	5.0	0.46	ug/L		03/18/13 09:56	03/19/13 14:06	1
Calcium	**64000**	**B**	5000	130	ug/L		03/18/13 09:56	03/19/13 14:06	1
Cadmium	2.0	U	2.0	0.66	ug/L		03/18/13 09:56	03/19/13 14:06	1
Cobalt	7.0	U	7.0	1.7	ug/L		03/18/13 09:56	03/19/13 14:06	1
Chromium	**5.8**		5.0	2.2	ug/L		03/18/13 09:56	03/19/13 14:06	1
Copper	**7.4**	**J**	25	4.5	ug/L		03/18/13 09:56	03/19/13 14:06	1
Iron	**1300**		100	81	ug/L		03/18/13 09:56	03/19/13 14:06	1
Potassium	**23000**		5000	72	ug/L		03/18/13 09:56	03/19/13 14:06	1
Magnesium	**11000**	**B**	5000	34	ug/L		03/18/13 09:56	03/19/13 14:06	1
Manganese	**150**	**B**	15	0.41	ug/L		03/18/13 09:56	03/19/13 14:06	1
Silver	5.0	U	5.0	2.2	ug/L		03/18/13 09:56	03/19/13 14:06	1
Sodium	**11000**		5000	590	ug/L		03/18/13 09:56	03/19/13 14:06	1
Nickel	**4.4**	**J**	40	3.2	ug/L		03/18/13 09:56	03/19/13 14:06	1
Vanadium	**4.1**	**J B**	7.0	0.64	ug/L		03/18/13 09:56	03/19/13 14:06	1
Zinc	**23**	**J B**	50	5.0	ug/L		03/18/13 09:56	03/19/13 14:06	1
Arsenic	**5.0**	**J**	10	3.2	ug/L		03/18/13 09:56	03/19/13 14:06	1
Lead	**10**		3.0	1.9	ug/L		03/18/13 09:56	03/19/13 14:06	1
Selenium	5.0	U	5.0	4.1	ug/L		03/18/13 09:56	03/19/13 14:06	1
Thallium	10	U	10	4.7	ug/L		03/18/13 09:56	03/19/13 14:06	1

Method: 7470A - Mercury (CVAA)

Analyte	Result	Qualifier	RL	MDL	Unit	D	Prepared	Analyzed	Dil Fac
Mercury	0.20	U	0.20	0.12	ug/L		03/18/13 12:45	03/18/13 17:56	1

Client: Conestoga-Rovers & Associates, Inc.
Project/Site: 17324-T07-017, RACER Former MTM

TestAmerica Job ID: 240-22052-1

Client Sample ID: GW-017324-031413-SM-003
Date Collected: 03/14/13 09:50
Date Received: 03/15/13 09:15

Lab Sample ID: 240-22052-3
Matrix: Water

Method: 8260B - Volatile Organic Compounds (GC/MS)

Analyte	Result	Qualifier	RL	MDL	Unit	D	Prepared	Analyzed	Dil Fac
Acetone	**1.3**	**J**	10	1.1	ug/L			03/22/13 00:35	1
Benzene	1.0	U	1.0	0.13	ug/L			03/22/13 00:35	1
Dichlorobromomethane	1.0	U	1.0	0.15	ug/L			03/22/13 00:35	1
Bromoform	1.0	U	1.0	0.64	ug/L			03/22/13 00:35	1
Bromomethane	1.0	U	1.0	0.41	ug/L			03/22/13 00:35	1
2-Butanone (MEK)	10	U	10	0.57	ug/L			03/22/13 00:35	1
Carbon disulfide	1.0	U	1.0	0.13	ug/L			03/22/13 00:35	1
Carbon tetrachloride	1.0	U	1.0	0.13	ug/L			03/22/13 00:35	1
Chlorobenzene	1.0	U	1.0	0.15	ug/L			03/22/13 00:35	1
Chloroethane	1.0	U	1.0	0.29	ug/L			03/22/13 00:35	1
Chloroform	1.0	U	1.0	0.16	ug/L			03/22/13 00:35	1
Chloromethane	1.0	U	1.0	0.30	ug/L			03/22/13 00:35	1
1,1-Dichloroethane	1.0	U	1.0	0.15	ug/L			03/22/13 00:35	1
1,2-Dichloroethane	1.0	U	1.0	0.22	ug/L			03/22/13 00:35	1
1,1-Dichloroethene	1.0	U	1.0	0.19	ug/L			03/22/13 00:35	1
1,2-Dichloropropane	1.0	U	1.0	0.18	ug/L			03/22/13 00:35	1
cis-1,3-Dichloropropene	1.0	U	1.0	0.14	ug/L			03/22/13 00:35	1
trans-1,3-Dichloropropene	1.0	U	1.0	0.19	ug/L			03/22/13 00:35	1
Ethylbenzene	1.0	U	1.0	0.17	ug/L			03/22/13 00:35	1
2-Hexanone	10	U	10	0.41	ug/L			03/22/13 00:35	1
Methylene Chloride	1.0	U	1.0	0.33	ug/L			03/22/13 00:35	1
4-Methyl-2-pentanone (MIBK)	10	U	10	0.32	ug/L			03/22/13 00:35	1
Styrene	1.0	U	1.0	0.11	ug/L			03/22/13 00:35	1
1,1,2,2-Tetrachloroethane	1.0	U	1.0	0.18	ug/L			03/22/13 00:35	1
Tetrachloroethene	1.0	U	1.0	0.29	ug/L			03/22/13 00:35	1
Toluene	1.0	U	1.0	0.13	ug/L			03/22/13 00:35	1
Trichloroethene	1.0	U	1.0	0.17	ug/L			03/22/13 00:35	1
Vinyl chloride	1.0	U	1.0	0.22	ug/L			03/22/13 00:35	1
Xylenes, Total	2.0	U	2.0	0.28	ug/L			03/22/13 00:35	1
1,1,1-Trichloroethane	1.0	U	1.0	0.22	ug/L			03/22/13 00:35	1
1,1,2-Trichloroethane	1.0	U	1.0	0.27	ug/L			03/22/13 00:35	1
Cyclohexane	1.0	U	1.0	0.12	ug/L			03/22/13 00:35	1
1,2-Dibromo-3-Chloropropane	2.0	U	2.0	0.67	ug/L			03/22/13 00:35	1
Ethylene Dibromide	1.0	U	1.0	0.24	ug/L			03/22/13 00:35	1
Dichlorodifluoromethane	1.0	U *	1.0	0.31	ug/L			03/22/13 00:35	1
cis-1,2-Dichloroethene	1.0	U	1.0	0.17	ug/L			03/22/13 00:35	1
trans-1,2-Dichloroethene	1.0	U	1.0	0.19	ug/L			03/22/13 00:35	1
Isopropylbenzene	1.0	U	1.0	0.13	ug/L			03/22/13 00:35	1
Methyl acetate	10	U	10	0.38	ug/L			03/22/13 00:35	1
Methyl tert-butyl ether	1.0	U	1.0	0.17	ug/L			03/22/13 00:35	1
1,1,2-Trichloro-1,2,2-trifluoroethane	1.0	U	1.0	0.28	ug/L			03/22/13 00:35	1
1,2,4-Trichlorobenzene	1.0	U	1.0	0.15	ug/L			03/22/13 00:35	1
1,2-Dichlorobenzene	1.0	U	1.0	0.13	ug/L			03/22/13 00:35	1
1,3-Dichlorobenzene	1.0	U	1.0	0.14	ug/L			03/22/13 00:35	1
1,4-Dichlorobenzene	1.0	U	1.0	0.13	ug/L			03/22/13 00:35	1
Trichlorofluoromethane	**1.6**	*****	1.0	0.21	ug/L			03/22/13 00:35	1
Chlorodibromomethane	1.0	U	1.0	0.18	ug/L			03/22/13 00:35	1
Methylcyclohexane	1.0	U	1.0	0.13	ug/L			03/22/13 00:35	1

Client: Conestoga-Rovers & Associates, Inc.
Project/Site: 17324-T07-017, RACER Former MTM

TestAmerica Job ID: 240-22052-1

Client Sample ID: GW-017324-031413-SM-003
Date Collected: 03/14/13 09:50
Date Received: 03/15/13 09:15

Lab Sample ID: 240-22052-3
Matrix: Water

Surrogate	*%Recovery*	*Qualifier*	*Limits*	*Prepared*	*Analyzed*	*Dil Fac*
1,2-Dichloroethane-d4 (Surr)	*94*		*63 - 129*		*03/22/13 00:35*	*1*
4-Bromofluorobenzene (Surr)	*82*		*66 - 117*		*03/22/13 00:35*	*1*
Toluene-d8 (Surr)	*88*		*74 - 115*		*03/22/13 00:35*	*1*
Dibromofluoromethane (Surr)	*86*		*75 - 121*		*03/22/13 00:35*	*1*

Method: 6010B - Metals (ICP) - Total Recoverable

Analyte	Result	Qualifier	RL	MDL	Unit	D	Prepared	Analyzed	Dil Fac
Aluminum	**800**		200	97	ug/L		03/18/13 09:56	03/19/13 15:53	1
Antimony	**14**	**B**	10	1.8	ug/L		03/18/13 09:56	03/19/13 15:53	1
Barium	**72**	**J B**	200	0.67	ug/L		03/18/13 09:56	03/19/13 15:53	1
Beryllium	5.0	U	5.0	0.46	ug/L		03/18/13 09:56	03/19/13 15:53	1
Calcium	**64000**	**B**	5000	130	ug/L		03/18/13 09:56	03/19/13 15:53	1
Cadmium	2.0	U	2.0	0.66	ug/L		03/18/13 09:56	03/19/13 15:53	1
Cobalt	**1.7**	**J**	7.0	1.7	ug/L		03/18/13 09:56	03/19/13 15:53	1
Chromium	**5.8**		5.0	2.2	ug/L		03/18/13 09:56	03/19/13 15:53	1
Copper	**7.2**	**J**	25	4.5	ug/L		03/18/13 09:56	03/19/13 15:53	1
Iron	**1200**		100	81	ug/L		03/18/13 09:56	03/19/13 15:53	1
Potassium	**23000**		5000	72	ug/L		03/18/13 09:56	03/19/13 15:53	1
Magnesium	**11000**	**B**	5000	34	ug/L		03/18/13 09:56	03/19/13 15:53	1
Manganese	**150**	**B**	15	0.41	ug/L		03/18/13 09:56	03/19/13 15:53	1
Silver	5.0	U	5.0	2.2	ug/L		03/18/13 09:56	03/19/13 15:53	1
Sodium	**11000**		5000	590	ug/L		03/18/13 09:56	03/19/13 15:53	1
Nickel	**4.9**	**J**	40	3.2	ug/L		03/18/13 09:56	03/19/13 15:53	1
Vanadium	**3.4**	**J B**	7.0	0.64	ug/L		03/18/13 09:56	03/19/13 15:53	1
Zinc	**22**	**J B**	50	5.0	ug/L		03/18/13 09:56	03/19/13 15:53	1
Arsenic	**3.4**	**J**	10	3.2	ug/L		03/18/13 09:56	03/19/13 15:53	1
Lead	**11**		3.0	1.9	ug/L		03/18/13 09:56	03/19/13 15:53	1
Selenium	5.0	U	5.0	4.1	ug/L		03/18/13 09:56	03/19/13 15:53	1
Thallium	10	U	10	4.7	ug/L		03/18/13 09:56	03/19/13 15:53	1

Method: 7470A - Mercury (CVAA)

Analyte	Result	Qualifier	RL	MDL	Unit	D	Prepared	Analyzed	Dil Fac
Mercury	0.20	U	0.20	0.12	ug/L		03/18/13 12:45	03/18/13 18:21	1

Client: Conestoga-Rovers & Associates, Inc.
Project/Site: 17324-T07-017, RACER Former MTM

TestAmerica Job ID: 240-22052-1

Client Sample ID: GW-017324-031413-SM-004
Date Collected: 03/14/13 10:35
Date Received: 03/15/13 09:15

Lab Sample ID: 240-22052-4
Matrix: Water

Method: 8260B - Volatile Organic Compounds (GC/MS)

Analyte	Result	Qualifier	RL	MDL	Unit	D	Prepared	Analyzed	Dil Fac
Acetone	**4.6**	**J**	29	3.1	ug/L			03/23/13 19:06	2.86
Benzene	2.9	U	2.9	0.37	ug/L			03/23/13 19:06	2.86
Dichlorobromomethane	2.9	U	2.9	0.43	ug/L			03/23/13 19:06	2.86
Bromoform	2.9	U	2.9	1.8	ug/L			03/23/13 19:06	2.86
Bromomethane	2.9	U	2.9	1.2	ug/L			03/23/13 19:06	2.86
2-Butanone (MEK)	29	U	29	1.6	ug/L			03/23/13 19:06	2.86
Carbon disulfide	2.9	U	2.9	0.37	ug/L			03/23/13 19:06	2.86
Carbon tetrachloride	2.9	U	2.9	0.37	ug/L			03/23/13 19:06	2.86
Chlorobenzene	2.9	U	2.9	0.43	ug/L			03/23/13 19:06	2.86
Chloroethane	2.9	U	2.9	0.83	ug/L			03/23/13 19:06	2.86
Chloroform	2.9	U	2.9	0.46	ug/L			03/23/13 19:06	2.86
Chloromethane	2.9	U	2.9	0.86	ug/L			03/23/13 19:06	2.86
1,1-Dichloroethane	2.9	U	2.9	0.43	ug/L			03/23/13 19:06	2.86
1,2-Dichloroethane	2.9	U	2.9	0.63	ug/L			03/23/13 19:06	2.86
1,1-Dichloroethene	2.9	U	2.9	0.54	ug/L			03/23/13 19:06	2.86
1,2-Dichloropropane	2.9	U	2.9	0.51	ug/L			03/23/13 19:06	2.86
cis-1,3-Dichloropropene	2.9	U	2.9	0.40	ug/L			03/23/13 19:06	2.86
trans-1,3-Dichloropropene	2.9	U	2.9	0.54	ug/L			03/23/13 19:06	2.86
Ethylbenzene	2.9	U	2.9	0.49	ug/L			03/23/13 19:06	2.86
2-Hexanone	29	U	29	1.2	ug/L			03/23/13 19:06	2.86
Methylene Chloride	**1.7**	**J B**	2.9	0.94	ug/L			03/23/13 19:06	2.86
4-Methyl-2-pentanone (MIBK)	29	U	29	0.92	ug/L			03/23/13 19:06	2.86
Styrene	2.9	U	2.9	0.31	ug/L			03/23/13 19:06	2.86
1,1,2,2-Tetrachloroethane	2.9	U	2.9	0.51	ug/L			03/23/13 19:06	2.86
Tetrachloroethene	**1.3**	**J**	2.9	0.83	ug/L			03/23/13 19:06	2.86
Toluene	2.9	U	2.9	0.37	ug/L			03/23/13 19:06	2.86
Trichloroethene	**99**		2.9	0.49	ug/L			03/23/13 19:06	2.86
Vinyl chloride	**8.2**		2.9	0.63	ug/L			03/23/13 19:06	2.86
Xylenes, Total	5.7	U	5.7	0.80	ug/L			03/23/13 19:06	2.86
1,1,1-Trichloroethane	2.9	U	2.9	0.63	ug/L			03/23/13 19:06	2.86
1,1,2-Trichloroethane	2.9	U	2.9	0.77	ug/L			03/23/13 19:06	2.86
Cyclohexane	2.9	U	2.9	0.34	ug/L			03/23/13 19:06	2.86
1,2-Dibromo-3-Chloropropane	5.7	U	5.7	1.9	ug/L			03/23/13 19:06	2.86
Ethylene Dibromide	2.9	U	2.9	0.69	ug/L			03/23/13 19:06	2.86
Dichlorodifluoromethane	2.9	U *	2.9	0.89	ug/L			03/23/13 19:06	2.86
cis-1,2-Dichloroethene	**22**		2.9	0.49	ug/L			03/23/13 19:06	2.86
trans-1,2-Dichloroethene	**0.69**	**J**	2.9	0.54	ug/L			03/23/13 19:06	2.86
Isopropylbenzene	2.9	U	2.9	0.37	ug/L			03/23/13 19:06	2.86
Methyl acetate	29	U	29	1.1	ug/L			03/23/13 19:06	2.86
Methyl tert-butyl ether	2.9	U	2.9	0.49	ug/L			03/23/13 19:06	2.86
1,1,2-Trichloro-1,2,2-trifluoroethane	2.9	U	2.9	0.80	ug/L			03/23/13 19:06	2.86
1,2,4-Trichlorobenzene	2.9	U	2.9	0.43	ug/L			03/23/13 19:06	2.86
1,2-Dichlorobenzene	2.9	U	2.9	0.37	ug/L			03/23/13 19:06	2.86
1,3-Dichlorobenzene	2.9	U	2.9	0.40	ug/L			03/23/13 19:06	2.86
1,4-Dichlorobenzene	2.9	U	2.9	0.37	ug/L			03/23/13 19:06	2.86
Trichlorofluoromethane	2.9	U *	2.9	0.60	ug/L			03/23/13 19:06	2.86
Chlorodibromomethane	2.9	U	2.9	0.51	ug/L			03/23/13 19:06	2.86
Methylcyclohexane	2.9	U	2.9	0.37	ug/L			03/23/13 19:06	2.86

Client: Conestoga-Rovers & Associates, Inc.
Project/Site: 17324-T07-017, RACER Former MTM

TestAmerica Job ID: 240-22052-1

Client Sample ID: GW-017324-031413-SM-004
Date Collected: 03/14/13 10:35
Date Received: 03/15/13 09:15

Lab Sample ID: 240-22052-4
Matrix: Water

Surrogate	%Recovery	Qualifier	Limits	Prepared	Analyzed	Dil Fac
1,2-Dichloroethane-d4 (Surr)	93		63 - 129		03/23/13 19:06	2.86
4-Bromofluorobenzene (Surr)	89		66 - 117		03/23/13 19:06	2.86
Toluene-d8 (Surr)	92		74 - 115		03/23/13 19:06	2.86
Dibromofluoromethane (Surr)	87		75 - 121		03/23/13 19:06	2.86

Client: Conestoga-Rovers & Associates, Inc.
Project/Site: 17324-T07-017, RACER Former MTM

TestAmerica Job ID: 240-22052-1

Client Sample ID: GW-017324-031413-SM-005
Date Collected: 03/14/13 11:50
Date Received: 03/15/13 09:15

Lab Sample ID: 240-22052-5
Matrix: Water

Method: 8082 - Polychlorinated Biphenyls (PCBs) by Gas Chromatography

Analyte	Result	Qualifier	RL	MDL	Unit	D	Prepared	Analyzed	Dil Fac
Aroclor-1016	5.1	U	5.1	1.7	ug/L		03/19/13 08:52	03/29/13 10:08	10
Aroclor-1221	5.1	U	5.1	1.3	ug/L		03/19/13 08:52	03/29/13 10:08	10
Aroclor-1232	5.1	U	5.1	1.6	ug/L		03/19/13 08:52	03/29/13 10:08	10
Aroclor-1242	5.1	U	5.1	2.2	ug/L		03/19/13 08:52	03/29/13 10:08	10
Aroclor-1248	5.1	U	5.1	1.0	ug/L		03/19/13 08:52	03/29/13 10:08	10
Aroclor-1254	5.1	U	5.1	1.6	ug/L		03/19/13 08:52	03/29/13 10:08	10
Aroclor-1260	5.1	U	5.1	1.7	ug/L		03/19/13 08:52	03/29/13 10:08	10

Surrogate	*%Recovery*	*Qualifier*	*Limits*	*Prepared*	*Analyzed*	*Dil Fac*
Tetrachloro-m-xylene	*94*		*23 - 136*	*03/19/13 08:52*	*03/29/13 10:08*	*10*
DCB Decachlorobiphenyl	*91*		*10 - 130*	*03/19/13 08:52*	*03/29/13 10:08*	*10*

Method: 6010B - Metals (ICP) - Total Recoverable

Analyte	Result	Qualifier	RL	MDL	Unit	D	Prepared	Analyzed	Dil Fac
Aluminum	**13000**		200	97	ug/L		03/18/13 09:56	03/19/13 15:59	1
Antimony	**2.1**	**J B**	10	1.8	ug/L		03/18/13 09:56	03/19/13 15:59	1
Barium	**120**	**J B**	200	0.67	ug/L		03/18/13 09:56	03/19/13 15:59	1
Beryllium	5.0	U	5.0	0.46	ug/L		03/18/13 09:56	03/19/13 15:59	1
Calcium	**100000**	**B**	5000	130	ug/L		03/18/13 09:56	03/19/13 15:59	1
Cadmium	2.0	U	2.0	0.66	ug/L		03/18/13 09:56	03/19/13 15:59	1
Cobalt	**7.1**		7.0	1.7	ug/L		03/18/13 09:56	03/19/13 15:59	1
Chromium	**16**		5.0	2.2	ug/L		03/18/13 09:56	03/19/13 15:59	1
Copper	**12**	**J**	25	4.5	ug/L		03/18/13 09:56	03/19/13 15:59	1
Iron	**14000**		100	81	ug/L		03/18/13 09:56	03/19/13 15:59	1
Potassium	**5800**		5000	72	ug/L		03/18/13 09:56	03/19/13 15:59	1
Magnesium	**36000**	**B**	5000	34	ug/L		03/18/13 09:56	03/19/13 15:59	1
Manganese	**230**	**B**	15	0.41	ug/L		03/18/13 09:56	03/19/13 15:59	1
Silver	5.0	U	5.0	2.2	ug/L		03/18/13 09:56	03/19/13 15:59	1
Sodium	**26000**		5000	590	ug/L		03/18/13 09:56	03/19/13 15:59	1
Nickel	**20**	**J**	40	3.2	ug/L		03/18/13 09:56	03/19/13 15:59	1
Vanadium	**28**	**B**	7.0	0.64	ug/L		03/18/13 09:56	03/19/13 15:59	1
Zinc	**57**	**B**	50	5.0	ug/L		03/18/13 09:56	03/19/13 15:59	1
Arsenic	**6.4**	**J**	10	3.2	ug/L		03/18/13 09:56	03/19/13 15:59	1
Lead	**5.4**		3.0	1.9	ug/L		03/18/13 09:56	03/19/13 15:59	1
Selenium	5.0	U	5.0	4.1	ug/L		03/18/13 09:56	03/19/13 15:59	1
Thallium	10	U	10	4.7	ug/L		03/18/13 09:56	03/19/13 15:59	1

Method: 7470A - Mercury (CVAA)

Analyte	Result	Qualifier	RL	MDL	Unit	D	Prepared	Analyzed	Dil Fac
Mercury	0.20	U	0.20	0.12	ug/L		03/18/13 12:45	03/18/13 18:22	1

Client: Conestoga-Rovers & Associates, Inc.
Project/Site: 17324-T07-017, RACER Former MTM

TestAmerica Job ID: 240-22052-1

Client Sample ID: GW-017324-031413-SM-006
Date Collected: 03/14/13 11:55
Date Received: 03/15/13 09:15

Lab Sample ID: 240-22052-6
Matrix: Water

Method: 8082 - Polychlorinated Biphenyls (PCBs) by Gas Chromatography

Analyte	Result	Qualifier	RL	MDL	Unit	D	Prepared	Analyzed	Dil Fac
Aroclor-1016	0.50	U	0.50	0.17	ug/L		03/19/13 08:52	03/27/13 11:41	1
Aroclor-1221	0.50	U	0.50	0.13	ug/L		03/19/13 08:52	03/27/13 11:41	1
Aroclor-1232	0.50	U	0.50	0.16	ug/L		03/19/13 08:52	03/27/13 11:41	1
Aroclor-1242	0.50	U	0.50	0.22	ug/L		03/19/13 08:52	03/27/13 11:41	1
Aroclor-1248	0.50	U	0.50	0.099	ug/L		03/19/13 08:52	03/27/13 11:41	1
Aroclor-1254	0.50	U	0.50	0.16	ug/L		03/19/13 08:52	03/27/13 11:41	1
Aroclor-1260	0.50	U	0.50	0.17	ug/L		03/19/13 08:52	03/27/13 11:41	1

Surrogate	*%Recovery*	*Qualifier*	*Limits*	*Prepared*	*Analyzed*	*Dil Fac*
Tetrachloro-m-xylene	*62*		*23 - 136*	*03/19/13 08:52*	*03/27/13 11:41*	*1*
DCB Decachlorobiphenyl	*31*		*10 - 130*	*03/19/13 08:52*	*03/27/13 11:41*	*1*

Client: Conestoga-Rovers & Associates, Inc.
Project/Site: 17324-T07-017, RACER Former MTM

TestAmerica Job ID: 240-22052-1

Client Sample ID: TB-017324-031413-SM-001
Date Collected: 03/14/13 12:40
Date Received: 03/15/13 09:15

Lab Sample ID: 240-22052-7
Matrix: WQ

Method: 8260B - Volatile Organic Compounds (GC/MS)

Analyte	Result	Qualifier	RL	MDL	Unit	D	Prepared	Analyzed	Dil Fac
Acetone	10	U	10	1.1	ug/L			03/22/13 01:20	1
Benzene	1.0	U	1.0	0.13	ug/L			03/22/13 01:20	1
Dichlorobromomethane	1.0	U	1.0	0.15	ug/L			03/22/13 01:20	1
Bromoform	1.0	U	1.0	0.64	ug/L			03/22/13 01:20	1
Bromomethane	1.0	U	1.0	0.41	ug/L			03/22/13 01:20	1
2-Butanone (MEK)	10	U	10	0.57	ug/L			03/22/13 01:20	1
Carbon disulfide	1.0	U	1.0	0.13	ug/L			03/22/13 01:20	1
Carbon tetrachloride	1.0	U	1.0	0.13	ug/L			03/22/13 01:20	1
Chlorobenzene	1.0	U	1.0	0.15	ug/L			03/22/13 01:20	1
Chloroethane	1.0	U	1.0	0.29	ug/L			03/22/13 01:20	1
Chloroform	1.0	U	1.0	0.16	ug/L			03/22/13 01:20	1
Chloromethane	1.0	U	1.0	0.30	ug/L			03/22/13 01:20	1
1,1-Dichloroethane	1.0	U	1.0	0.15	ug/L			03/22/13 01:20	1
1,2-Dichloroethane	1.0	U	1.0	0.22	ug/L			03/22/13 01:20	1
1,1-Dichloroethene	1.0	U	1.0	0.19	ug/L			03/22/13 01:20	1
1,2-Dichloropropane	1.0	U	1.0	0.18	ug/L			03/22/13 01:20	1
cis-1,3-Dichloropropene	1.0	U	1.0	0.14	ug/L			03/22/13 01:20	1
trans-1,3-Dichloropropene	1.0	U	1.0	0.19	ug/L			03/22/13 01:20	1
Ethylbenzene	1.0	U	1.0	0.17	ug/L			03/22/13 01:20	1
2-Hexanone	10	U	10	0.41	ug/L			03/22/13 01:20	1
Methylene Chloride	1.0	U	1.0	0.33	ug/L			03/22/13 01:20	1
4-Methyl-2-pentanone (MIBK)	10	U	10	0.32	ug/L			03/22/13 01:20	1
Styrene	1.0	U	1.0	0.11	ug/L			03/22/13 01:20	1
1,1,2,2-Tetrachloroethane	1.0	U	1.0	0.18	ug/L			03/22/13 01:20	1
Tetrachloroethene	1.0	U	1.0	0.29	ug/L			03/22/13 01:20	1
Toluene	1.0	U	1.0	0.13	ug/L			03/22/13 01:20	1
Trichloroethene	1.0	U	1.0	0.17	ug/L			03/22/13 01:20	1
Vinyl chloride	1.0	U	1.0	0.22	ug/L			03/22/13 01:20	1
Xylenes, Total	2.0	U	2.0	0.28	ug/L			03/22/13 01:20	1
1,1,1-Trichloroethane	1.0	U	1.0	0.22	ug/L			03/22/13 01:20	1
1,1,2-Trichloroethane	1.0	U	1.0	0.27	ug/L			03/22/13 01:20	1
Cyclohexane	1.0	U	1.0	0.12	ug/L			03/22/13 01:20	1
1,2-Dibromo-3-Chloropropane	2.0	U	2.0	0.67	ug/L			03/22/13 01:20	1
Ethylene Dibromide	1.0	U	1.0	0.24	ug/L			03/22/13 01:20	1
Dichlorodifluoromethane	1.0	U *	1.0	0.31	ug/L			03/22/13 01:20	1
cis-1,2-Dichloroethene	1.0	U	1.0	0.17	ug/L			03/22/13 01:20	1
trans-1,2-Dichloroethene	1.0	U	1.0	0.19	ug/L			03/22/13 01:20	1
Isopropylbenzene	1.0	U	1.0	0.13	ug/L			03/22/13 01:20	1
Methyl acetate	10	U	10	0.38	ug/L			03/22/13 01:20	1
Methyl tert-butyl ether	1.0	U	1.0	0.17	ug/L			03/22/13 01:20	1
1,1,2-Trichloro-1,2,2-trifluoroethane	1.0	U	1.0	0.28	ug/L			03/22/13 01:20	1
1,2,4-Trichlorobenzene	1.0	U	1.0	0.15	ug/L			03/22/13 01:20	1
1,2-Dichlorobenzene	1.0	U	1.0	0.13	ug/L			03/22/13 01:20	1
1,3-Dichlorobenzene	1.0	U	1.0	0.14	ug/L			03/22/13 01:20	1
1,4-Dichlorobenzene	1.0	U	1.0	0.13	ug/L			03/22/13 01:20	1
Trichlorofluoromethane	1.0	U *	1.0	0.21	ug/L			03/22/13 01:20	1
Chlorodibromomethane	1.0	U	1.0	0.18	ug/L			03/22/13 01:20	1
Methylcyclohexane	1.0	U	1.0	0.13	ug/L			03/22/13 01:20	1

Client: Conestoga-Rovers & Associates, Inc.
Project/Site: 17324-T07-017, RACER Former MTM

TestAmerica Job ID: 240-22052-1

Client Sample ID: TB-017324-031413-SM-001
Date Collected: 03/14/13 12:40
Date Received: 03/15/13 09:15

Lab Sample ID: 240-22052-7
Matrix: WQ

Surrogate	%Recovery	Qualifier	Limits	Prepared	Analyzed	Dil Fac
1,2-Dichloroethane-d4 (Surr)	95		63 - 129		03/22/13 01:20	1
4-Bromofluorobenzene (Surr)	81		66 - 117		03/22/13 01:20	1
Toluene-d8 (Surr)	88		74 - 115		03/22/13 01:20	1
Dibromofluoromethane (Surr)	85		75 - 121		03/22/13 01:20	1

Surrogate Summary

Client: Conestoga-Rovers & Associates, Inc.
Project/Site: 17324-T07-017, RACER Former MTM

TestAmerica Job ID: 240-22052-1

Method: 8260B - Volatile Organic Compounds (GC/MS)

Matrix: Water — **Prep Type: Total/NA**

		Percent Surrogate Recovery (Acceptance Limits)			
		12DCE	BFB	TOL	DBFM
Lab Sample ID	Client Sample ID	(63-129)	(66-117)	(74-115)	(75-121)
240-22052-2	GW-017324-031413-SM-002	108	92	98	100
240-22052-2 MS	GW-017324-031413-SM-002	89	95	92	90
240-22052-2 MSD	GW-017324-031413-SM-002	86	91	90	84
240-22052-3	GW-017324-031413-SM-003	94	82	88	86
240-22052-4	GW-017324-031413-SM-004	93	89	92	87
240-22052-4 MS	GW-017324-031413-SM-004	91	93	90	87
240-22052-4 MSD	GW-017324-031413-SM-004	85	90	88	83
LCS 240-79016/4	Lab Control Sample	86	93	90	85
LCS 240-79232/4	Lab Control Sample	88	96	92	83
MB 240-79016/6	Method Blank	91	78	82	81
MB 240-79232/6	Method Blank	87	82	83	80

Surrogate Legend

12DCE = 1,2-Dichloroethane-d4 (Surr)
BFB = 4-Bromofluorobenzene (Surr)
TOL = Toluene-d8 (Surr)
DBFM = Dibromofluoromethane (Surr)

Method: 8260B - Volatile Organic Compounds (GC/MS)

Matrix: WQ — **Prep Type: Total/NA**

		Percent Surrogate Recovery (Acceptance Limits)			
		12DCE	BFB	TOL	DBFM
Lab Sample ID	Client Sample ID	(63-129)	(66-117)	(74-115)	(75-121)
240-22052-7	TB-017324-031413-SM-001	95	81	88	85

Surrogate Legend

12DCE = 1,2-Dichloroethane-d4 (Surr)
BFB = 4-Bromofluorobenzene (Surr)
TOL = Toluene-d8 (Surr)
DBFM = Dibromofluoromethane (Surr)

Method: 8082 - Polychlorinated Biphenyls (PCBs) by Gas Chromatography

Matrix: Water — **Prep Type: Total/NA**

		Percent Surrogate Recovery (Acceptance Limits)	
		TCX1	DCB1
Lab Sample ID	Client Sample ID	(23-136)	(10-130)
240-22052-1	GW-017324-031413-SM-001	69	27
240-22052-5	GW-017324-031413-SM-005	94	91
240-22052-5 MS	GW-017324-031413-SM-005	112	63
240-22052-5 MSD	GW-017324-031413-SM-005	114	53
240-22052-6	GW-017324-031413-SM-006	62	31
LCS 240-78721/18-A	Lab Control Sample	73	79
MB 240-78721/17-A	Method Blank	74	77

Surrogate Legend

TCX = Tetrachloro-m-xylene
DCB = DCB Decachlorobiphenyl

Client: Conestoga-Rovers & Associates, Inc.
Project/Site: 17324-T07-017, RACER Former MTM

TestAmerica Job ID: 240-22052-1

Method: 8260B - Volatile Organic Compounds (GC/MS)

Lab Sample ID: MB 240-79016/6
Matrix: Water
Analysis Batch: 79016

Client Sample ID: Method Blank
Prep Type: Total/NA

Analyte	MB Result	MB Qualifier	RL	MDL	Unit	D	Prepared	Analyzed	Dil Fac
Acetone	10	U	10	1.1	ug/L			03/21/13 19:43	1
Benzene	1.0	U	1.0	0.13	ug/L			03/21/13 19:43	1
Dichlorobromomethane	1.0	U	1.0	0.15	ug/L			03/21/13 19:43	1
Bromoform	1.0	U	1.0	0.64	ug/L			03/21/13 19:43	1
Bromomethane	1.0	U	1.0	0.41	ug/L			03/21/13 19:43	1
2-Butanone (MEK)	10	U	10	0.57	ug/L			03/21/13 19:43	1
Carbon disulfide	1.0	U	1.0	0.13	ug/L			03/21/13 19:43	1
Carbon tetrachloride	1.0	U	1.0	0.13	ug/L			03/21/13 19:43	1
Chlorobenzene	1.0	U	1.0	0.15	ug/L			03/21/13 19:43	1
Chloroethane	1.0	U	1.0	0.29	ug/L			03/21/13 19:43	1
Chloroform	1.0	U	1.0	0.16	ug/L			03/21/13 19:43	1
Chloromethane	1.0	U	1.0	0.30	ug/L			03/21/13 19:43	1
1,1-Dichloroethane	1.0	U	1.0	0.15	ug/L			03/21/13 19:43	1
1,2-Dichloroethane	1.0	U	1.0	0.22	ug/L			03/21/13 19:43	1
1,1-Dichloroethene	1.0	U	1.0	0.19	ug/L			03/21/13 19:43	1
1,2-Dichloropropane	1.0	U	1.0	0.18	ug/L			03/21/13 19:43	1
cis-1,3-Dichloropropene	1.0	U	1.0	0.14	ug/L			03/21/13 19:43	1
trans-1,3-Dichloropropene	1.0	U	1.0	0.19	ug/L			03/21/13 19:43	1
Ethylbenzene	1.0	U	1.0	0.17	ug/L			03/21/13 19:43	1
2-Hexanone	10	U	10	0.41	ug/L			03/21/13 19:43	1
Methylene Chloride	1.29		1.0	0.33	ug/L			03/21/13 19:43	1
4-Methyl-2-pentanone (MIBK)	10	U	10	0.32	ug/L			03/21/13 19:43	1
Styrene	1.0	U	1.0	0.11	ug/L			03/21/13 19:43	1
1,1,2,2-Tetrachloroethane	1.0	U	1.0	0.18	ug/L			03/21/13 19:43	1
Tetrachloroethene	1.0	U	1.0	0.29	ug/L			03/21/13 19:43	1
Toluene	1.0	U	1.0	0.13	ug/L			03/21/13 19:43	1
Trichloroethene	1.0	U	1.0	0.17	ug/L			03/21/13 19:43	1
Vinyl chloride	1.0	U	1.0	0.22	ug/L			03/21/13 19:43	1
Xylenes, Total	2.0	U	2.0	0.28	ug/L			03/21/13 19:43	1
1,1,1-Trichloroethane	1.0	U	1.0	0.22	ug/L			03/21/13 19:43	1
1,1,2-Trichloroethane	1.0	U	1.0	0.27	ug/L			03/21/13 19:43	1
Cyclohexane	1.0	U	1.0	0.12	ug/L			03/21/13 19:43	1
1,2-Dibromo-3-Chloropropane	2.0	U	2.0	0.67	ug/L			03/21/13 19:43	1
Ethylene Dibromide	1.0	U	1.0	0.24	ug/L			03/21/13 19:43	1
Dichlorodifluoromethane	1.0	U	1.0	0.31	ug/L			03/21/13 19:43	1
cis-1,2-Dichloroethene	1.0	U	1.0	0.17	ug/L			03/21/13 19:43	1
trans-1,2-Dichloroethene	1.0	U	1.0	0.19	ug/L			03/21/13 19:43	1
Isopropylbenzene	1.0	U	1.0	0.13	ug/L			03/21/13 19:43	1
Methyl acetate	10	U	10	0.38	ug/L			03/21/13 19:43	1
Methyl tert-butyl ether	1.0	U	1.0	0.17	ug/L			03/21/13 19:43	1
1,1,2-Trichloro-1,2,2-trifluoroethane	1.0	U	1.0	0.28	ug/L			03/21/13 19:43	1
1,2,4-Trichlorobenzene	1.0	U	1.0	0.15	ug/L			03/21/13 19:43	1
1,2-Dichlorobenzene	1.0	U	1.0	0.13	ug/L			03/21/13 19:43	1
1,3-Dichlorobenzene	1.0	U	1.0	0.14	ug/L			03/21/13 19:43	1
1,4-Dichlorobenzene	1.0	U	1.0	0.13	ug/L			03/21/13 19:43	1
Trichlorofluoromethane	1.0	U	1.0	0.21	ug/L			03/21/13 19:43	1
Chlorodibromomethane	1.0	U	1.0	0.18	ug/L			03/21/13 19:43	1
Methylcyclohexane	1.0	U	1.0	0.13	ug/L			03/21/13 19:43	1

Method: 8260B - Volatile Organic Compounds (GC/MS) (Continued)

Lab Sample ID: MB 240-79016/6
Matrix: Water
Analysis Batch: 79016

Client Sample ID: Method Blank
Prep Type: Total/NA

Surrogate	MB %Recovery	MB Qualifier	Limits	Prepared	Analyzed	Dil Fac
1,2-Dichloroethane-d4 (Surr)	*91*		*63 - 129*		*03/21/13 19:43*	*1*
4-Bromofluorobenzene (Surr)	*78*		*66 - 117*		*03/21/13 19:43*	*1*
Toluene-d8 (Surr)	*82*		*74 - 115*		*03/21/13 19:43*	*1*
Dibromofluoromethane (Surr)	*81*		*75 - 121*		*03/21/13 19:43*	*1*

Lab Sample ID: LCS 240-79016/4
Matrix: Water
Analysis Batch: 79016

Client Sample ID: Lab Control Sample
Prep Type: Total/NA

Analyte	Spike Added	LCS Result	LCS Qualifier	Unit	D	%Rec	%Rec. Limits
Acetone	20.0	18.4		ug/L		92	43 - 136
Benzene	10.0	9.94		ug/L		99	83 - 112
Dichlorobromomethane	10.0	9.71		ug/L		97	72 - 121
Bromoform	10.0	8.62		ug/L		86	40 - 131
Bromomethane	10.0	8.66		ug/L		87	11 - 185
2-Butanone (MEK)	20.0	18.3		ug/L		92	60 - 126
Carbon disulfide	10.0	9.00		ug/L		90	62 - 142
Carbon tetrachloride	10.0	8.47		ug/L		85	66 - 128
Chlorobenzene	10.0	10.2		ug/L		102	85 - 110
Chloroethane	10.0	6.66		ug/L		67	25 - 153
Chloroform	10.0	9.61		ug/L		96	79 - 117
Chloromethane	10.0	12.6		ug/L		126	44 - 126
1,1-Dichloroethane	10.0	9.37		ug/L		94	82 - 115
1,2-Dichloroethane	10.0	10.1		ug/L		101	71 - 127
1,1-Dichloroethene	10.0	9.56		ug/L		96	78 - 131
1,2-Dichloropropane	10.0	10.1		ug/L		101	81 - 115
cis-1,3-Dichloropropene	10.0	8.37		ug/L		84	61 - 115
trans-1,3-Dichloropropene	10.0	8.47		ug/L		85	58 - 117
Ethylbenzene	10.0	9.99		ug/L		100	83 - 112
2-Hexanone	20.0	18.4		ug/L		92	55 - 133
Methylene Chloride	10.0	9.93		ug/L		99	66 - 131
4-Methyl-2-pentanone (MIBK)	20.0	17.7		ug/L		88	63 - 128
Styrene	10.0	9.26		ug/L		93	79 - 114
1,1,2,2-Tetrachloroethane	10.0	8.88		ug/L		89	68 - 118
Tetrachloroethene	10.0	10.1		ug/L		101	79 - 114
Toluene	10.0	9.94		ug/L		99	84 - 111
Trichloroethene	10.0	9.65		ug/L		96	76 - 117
Vinyl chloride	10.0	10.2		ug/L		102	53 - 127
Xylenes, Total	30.0	30.4		ug/L		101	83 - 112
1,1,1-Trichloroethane	10.0	8.17		ug/L		82	74 - 118
1,1,2-Trichloroethane	10.0	10.1		ug/L		101	80 - 112
Cyclohexane	10.0	8.76		ug/L		88	54 - 121
1,2-Dibromo-3-Chloropropane	10.0	8.44		ug/L		84	42 - 136
Ethylene Dibromide	10.0	9.29		ug/L		93	79 - 113
Dichlorodifluoromethane	10.0	15.6	*	ug/L		156	19 - 129
cis-1,2-Dichloroethene	10.0	9.31		ug/L		93	80 - 113
trans-1,2-Dichloroethene	10.0	9.30		ug/L		93	83 - 117
Isopropylbenzene	10.0	9.86		ug/L		99	75 - 114

Method: 8260B - Volatile Organic Compounds (GC/MS) (Continued)

Lab Sample ID: LCS 240-79016/4
Matrix: Water
Analysis Batch: 79016

Client Sample ID: Lab Control Sample
Prep Type: Total/NA

Analyte	Spike Added	LCS Result	LCS Qualifier	Unit	D	%Rec	%Rec. Limits
Methyl acetate	10.0	9.99	J	ug/L		100	58 - 131
Methyl tert-butyl ether	10.0	7.94		ug/L		79	52 - 144
1,1,2-Trichloro-1,2,2-trifluoroethane	10.0	13.5		ug/L		135	74 - 151
1,2,4-Trichlorobenzene	10.0	9.79		ug/L		98	48 - 135
1,2-Dichlorobenzene	10.0	10.3		ug/L		103	81 - 110
1,3-Dichlorobenzene	10.0	9.80		ug/L		98	80 - 110
1,4-Dichlorobenzene	10.0	9.64		ug/L		96	82 - 110
Trichlorofluoromethane	10.0	20.0	*	ug/L		200	49 - 157
Chlorodibromomethane	10.0	9.27		ug/L		93	64 - 119
Methylcyclohexane	10.0	8.43		ug/L		84	56 - 127
m-Xylene & p-Xylene	20.0	20.4		ug/L		102	83 - 113
o-Xylene	10.0	10.0		ug/L		100	83 - 113

Surrogate	*LCS %Recovery*	*LCS Qualifier*	*Limits*
1,2-Dichloroethane-d4 (Surr)	*86*		*63 - 129*
4-Bromofluorobenzene (Surr)	*93*		*66 - 117*
Toluene-d8 (Surr)	*90*		*74 - 115*
Dibromofluoromethane (Surr)	*85*		*75 - 121*

Lab Sample ID: 240-22052-2 MS
Matrix: Water
Analysis Batch: 79016

Client Sample ID: GW-017324-031413-SM-002
Prep Type: Total/NA

Analyte	Sample Result	Sample Qualifier	Spike Added	MS Result	MS Qualifier	Unit	D	%Rec	%Rec. Limits
Acetone	1.2	J	20.0	17.5		ug/L		82	33 - 145
Benzene	1.0	U	10.0	10.6		ug/L		106	72 - 121
Dichlorobromomethane	1.0	U	10.0	9.55		ug/L		95	67 - 120
Bromoform	1.0	U	10.0	7.88		ug/L		79	32 - 128
Bromomethane	1.0	U	10.0	10.3		ug/L		103	10 - 186
2-Butanone (MEK)	10	U	20.0	17.6		ug/L		88	54 - 129
Carbon disulfide	1.0	U	10.0	9.48		ug/L		95	57 - 147
Carbon tetrachloride	1.0	U	10.0	8.74		ug/L		87	59 - 129
Chlorobenzene	1.0	U	10.0	10.2		ug/L		102	80 - 110
Chloroethane	1.0	U	10.0	7.79		ug/L		78	21 - 165
Chloroform	1.0	U	10.0	10.2		ug/L		102	76 - 118
Chloromethane	1.0	U	10.0	13.3	F	ug/L		133	33 - 132
1,1-Dichloroethane	1.0	U	10.0	10.1		ug/L		101	79 - 116
1,2-Dichloroethane	1.0	U	10.0	10.3		ug/L		103	68 - 129
1,1-Dichloroethene	1.0	U	10.0	10.4		ug/L		104	74 - 135
1,2-Dichloropropane	1.0	U	10.0	10.4		ug/L		104	78 - 115
cis-1,3-Dichloropropene	1.0	U	10.0	7.58		ug/L		76	51 - 110
trans-1,3-Dichloropropene	1.0	U	10.0	7.46		ug/L		75	46 - 116
Ethylbenzene	1.0	U	10.0	10.3		ug/L		103	75 - 116
2-Hexanone	10	U	20.0	18.5		ug/L		93	47 - 139
Methylene Chloride	1.0	U	10.0	9.56		ug/L		96	63 - 128
4-Methyl-2-pentanone (MIBK)	10	U	20.0	17.1		ug/L		86	56 - 131
Styrene	1.0	U	10.0	9.52		ug/L		95	71 - 117

Method: 8260B - Volatile Organic Compounds (GC/MS) (Continued)

Lab Sample ID: 240-22052-2 MS
Matrix: Water
Analysis Batch: 79016

Client Sample ID: GW-017324-031413-SM-002
Prep Type: Total/NA

Analyte	Sample Result	Sample Qualifier	Spike Added	MS Result	MS Qualifier	Unit	D	%Rec	%Rec. Limits
1,1,2,2-Tetrachloroethane	1.0	U	10.0	9.05		ug/L		90	63 - 122
Tetrachloroethene	1.0	U	10.0	9.93		ug/L		99	70 - 117
Toluene	1.0	U	10.0	10.2		ug/L		102	78 - 114
Trichloroethene	1.0	U	10.0	10.1		ug/L		101	66 - 120
Vinyl chloride	1.0	U	10.0	11.7		ug/L		117	49 - 130
Xylenes, Total	2.0	U	30.0	31.8		ug/L		106	76 - 116
1,1,1-Trichloroethane	1.0	U	10.0	8.67		ug/L		87	68 - 121
1,1,2-Trichloroethane	1.0	U	10.0	10.0		ug/L		100	75 - 115
Cyclohexane	1.0	U	10.0	9.36		ug/L		94	49 - 123
1,2-Dibromo-3-Chloropropane	2.0	U	10.0	7.10		ug/L		71	32 - 139
Ethylene Dibromide	1.0	U	10.0	9.02		ug/L		90	74 - 113
Dichlorodifluoromethane	1.0	U *	10.0	16.0	F	ug/L		160	17 - 128
cis-1,2-Dichloroethene	1.0	U	10.0	9.98		ug/L		100	70 - 120
trans-1,2-Dichloroethene	1.0	U	10.0	10.0		ug/L		100	80 - 119
Isopropylbenzene	1.0	U	10.0	10.1		ug/L		101	68 - 116
Methyl acetate	10	U	10.0	9.60	J	ug/L		96	47 - 130
Methyl tert-butyl ether	1.0	U	10.0	8.10		ug/L		81	46 - 144
1,1,2-Trichloro-1,2,2-trifluoroethane	1.0	U	10.0	13.5		ug/L		135	70 - 152
1,2,4-Trichlorobenzene	1.0	U	10.0	9.58		ug/L		96	38 - 138
1,2-Dichlorobenzene	1.0	U	10.0	10.4		ug/L		104	75 - 111
1,3-Dichlorobenzene	1.0	U	10.0	9.88		ug/L		99	73 - 110
1,4-Dichlorobenzene	1.0	U	10.0	9.86		ug/L		99	75 - 110
Trichlorofluoromethane	1.7	*	10.0	21.9	F	ug/L		202	46 - 157
Chlorodibromomethane	1.0	U	10.0	8.41		ug/L		84	56 - 118
Methylcyclohexane	1.0	U	10.0	8.41		ug/L		84	49 - 127
m-Xylene & p-Xylene	2.0		20.0	21.1		ug/L		106	75 - 117
o-Xylene	1.0		10.0	10.7		ug/L		107	76 - 116

Surrogate	*MS %Recovery*	*MS Qualifier*	*Limits*
1,2-Dichloroethane-d4 (Surr)	*89*		*63 - 129*
4-Bromofluorobenzene (Surr)	*95*		*66 - 117*
Toluene-d8 (Surr)	*92*		*74 - 115*
Dibromofluoromethane (Surr)	*90*		*75 - 121*

Lab Sample ID: 240-22052-2 MSD
Matrix: Water
Analysis Batch: 79016

Client Sample ID: GW-017324-031413-SM-002
Prep Type: Total/NA

Analyte	Sample Result	Sample Qualifier	Spike Added	MSD Result	MSD Qualifier	Unit	D	%Rec	%Rec. Limits	RPD	RPD Limit
Acetone	1.2	J	20.0	17.4		ug/L		81	33 - 145	1	30
Benzene	1.0	U	10.0	10.3		ug/L		103	72 - 121	2	30
Dichlorobromomethane	1.0	U	10.0	9.58		ug/L		96	67 - 120	0	30
Bromoform	1.0	U	10.0	8.00		ug/L		80	32 - 128	2	30
Bromomethane	1.0	U	10.0	10.1		ug/L		101	10 - 186	2	30
2-Butanone (MEK)	10	U	20.0	17.3		ug/L		86	54 - 129	2	30
Carbon disulfide	1.0	U	10.0	9.39		ug/L		94	57 - 147	1	30
Carbon tetrachloride	1.0	U	10.0	8.98		ug/L		90	59 - 129	3	30

Method: 8260B - Volatile Organic Compounds (GC/MS) (Continued)

Lab Sample ID: 240-22052-2 MSD
Matrix: Water
Analysis Batch: 79016

Client Sample ID: GW-017324-031413-SM-002
Prep Type: Total/NA

Analyte	Sample Result	Sample Qualifier	Spike Added	MSD Result	MSD Qualifier	Unit	D	%Rec	%Rec. Limits	RPD	RPD Limit
Chlorobenzene	1.0	U	10.0	10.1		ug/L		101	80 - 110	1	30
Chloroethane	1.0	U	10.0	7.32		ug/L		73	21 - 165	6	30
Chloroform	1.0	U	10.0	10.1		ug/L		101	76 - 118	1	30
Chloromethane	1.0	U	10.0	12.6		ug/L		126	33 - 132	5	30
1,1-Dichloroethane	1.0	U	10.0	9.99		ug/L		100	79 - 116	1	30
1,2-Dichloroethane	1.0	U	10.0	10.2		ug/L		102	68 - 129	1	30
1,1-Dichloroethene	1.0	U	10.0	10.2		ug/L		102	74 - 135	2	30
1,2-Dichloropropane	1.0	U	10.0	10.4		ug/L		104	78 - 115	1	30
cis-1,3-Dichloropropene	1.0	U	10.0	7.88		ug/L		79	51 - 110	4	30
trans-1,3-Dichloropropene	1.0	U	10.0	7.63		ug/L		76	46 - 116	2	30
Ethylbenzene	1.0	U	10.0	10.1		ug/L		101	75 - 116	2	30
2-Hexanone	10	U	20.0	17.7		ug/L		88	47 - 139	5	30
Methylene Chloride	1.0	U	10.0	9.29		ug/L		93	63 - 128	3	30
4-Methyl-2-pentanone (MIBK)	10	U	20.0	17.6		ug/L		88	56 - 131	3	30
Styrene	1.0	U	10.0	9.43		ug/L		94	71 - 117	1	30
1,1,2,2-Tetrachloroethane	1.0	U	10.0	8.67		ug/L		87	63 - 122	4	30
Tetrachloroethene	1.0	U	10.0	10.0		ug/L		100	70 - 117	1	30
Toluene	1.0	U	10.0	10.1		ug/L		101	78 - 114	2	30
Trichloroethene	1.0	U	10.0	10.0		ug/L		100	66 - 120	0	30
Vinyl chloride	1.0	U	10.0	11.5		ug/L		115	49 - 130	2	30
Xylenes, Total	2.0	U	30.0	31.3		ug/L		104	76 - 116	2	30
1,1,1-Trichloroethane	1.0	U	10.0	8.59		ug/L		86	68 - 121	1	30
1,1,2-Trichloroethane	1.0	U	10.0	9.79		ug/L		98	75 - 115	3	30
Cyclohexane	1.0	U	10.0	9.14		ug/L		91	49 - 123	2	30
1,2-Dibromo-3-Chloropropane	2.0	U	10.0	7.50		ug/L		75	32 - 139	5	30
Ethylene Dibromide	1.0	U	10.0	9.02		ug/L		90	74 - 113	0	30
Dichlorodifluoromethane	1.0	U *	10.0	15.7	F	ug/L		157	17 - 128	2	30
cis-1,2-Dichloroethene	1.0	U	10.0	9.74		ug/L		97	70 - 120	2	30
trans-1,2-Dichloroethene	1.0	U	10.0	9.74		ug/L		97	80 - 119	3	30
Isopropylbenzene	1.0	U	10.0	9.99		ug/L		100	68 - 116	1	30
Methyl acetate	10	U	10.0	9.33	J	ug/L		93	47 - 130	3	30
Methyl tert-butyl ether	1.0	U	10.0	8.12		ug/L		81	46 - 144	0	30
1,1,2-Trichloro-1,2,2-trifluoroethane	1.0	U	10.0	13.2		ug/L		132	70 - 152	2	30
1,2,4-Trichlorobenzene	1.0	U	10.0	9.72		ug/L		97	38 - 138	1	30
1,2-Dichlorobenzene	1.0	U	10.0	10.4		ug/L		104	75 - 111	1	30
1,3-Dichlorobenzene	1.0	U	10.0	9.94		ug/L		99	73 - 110	1	30
1,4-Dichlorobenzene	1.0	U	10.0	9.86		ug/L		99	75 - 110	0	30
Trichlorofluoromethane	1.7	*	10.0	21.3	F	ug/L		195	46 - 157	3	30
Chlorodibromomethane	1.0	U	10.0	8.51		ug/L		85	56 - 118	1	30
Methylcyclohexane	1.0	U	10.0	8.31		ug/L		83	49 - 127	1	30
m-Xylene & p-Xylene	2.0		20.0	20.9		ug/L		104	75 - 117	1	30
o-Xylene	1.0		10.0	10.4		ug/L		104	76 - 116	4	30

Surrogate	*MSD %Recovery*	*MSD Qualifier*	*Limits*
1,2-Dichloroethane-d4 (Surr)	*86*		*63 - 129*
4-Bromofluorobenzene (Surr)	*91*		*66 - 117*
Toluene-d8 (Surr)	*90*		*74 - 115*

Method: 8260B - Volatile Organic Compounds (GC/MS) (Continued)

Lab Sample ID: 240-22052-2 MSD
Matrix: Water
Analysis Batch: 79016

Client Sample ID: GW-017324-031413-SM-002
Prep Type: Total/NA

Surrogate	MSD %Recovery	MSD Qualifier	Limits
Dibromofluoromethane (Surr)	*84*		*75 - 121*

Lab Sample ID: MB 240-79232/6
Matrix: Water
Analysis Batch: 79232

Client Sample ID: Method Blank
Prep Type: Total/NA

Analyte	MB Result	MB Qualifier	RL	MDL	Unit	D	Prepared	Analyzed	Dil Fac
Acetone	10	U	10	1.1	ug/L			03/23/13 18:43	1
Benzene	1.0	U	1.0	0.13	ug/L			03/23/13 18:43	1
Dichlorobromomethane	1.0	U	1.0	0.15	ug/L			03/23/13 18:43	1
Bromoform	1.0	U	1.0	0.64	ug/L			03/23/13 18:43	1
Bromomethane	1.0	U	1.0	0.41	ug/L			03/23/13 18:43	1
2-Butanone (MEK)	10	U	10	0.57	ug/L			03/23/13 18:43	1
Carbon disulfide	1.0	U	1.0	0.13	ug/L			03/23/13 18:43	1
Carbon tetrachloride	1.0	U	1.0	0.13	ug/L			03/23/13 18:43	1
Chlorobenzene	1.0	U	1.0	0.15	ug/L			03/23/13 18:43	1
Chloroethane	1.0	U	1.0	0.29	ug/L			03/23/13 18:43	1
Chloroform	1.0	U	1.0	0.16	ug/L			03/23/13 18:43	1
Chloromethane	1.0	U	1.0	0.30	ug/L			03/23/13 18:43	1
1,1-Dichloroethane	1.0	U	1.0	0.15	ug/L			03/23/13 18:43	1
1,2-Dichloroethane	1.0	U	1.0	0.22	ug/L			03/23/13 18:43	1
1,1-Dichloroethene	1.0	U	1.0	0.19	ug/L			03/23/13 18:43	1
1,2-Dichloropropane	1.0	U	1.0	0.18	ug/L			03/23/13 18:43	1
cis-1,3-Dichloropropene	1.0	U	1.0	0.14	ug/L			03/23/13 18:43	1
trans-1,3-Dichloropropene	1.0	U	1.0	0.19	ug/L			03/23/13 18:43	1
Ethylbenzene	1.0	U	1.0	0.17	ug/L			03/23/13 18:43	1
2-Hexanone	10	U	10	0.41	ug/L			03/23/13 18:43	1
Methylene Chloride	0.676	J	1.0	0.33	ug/L			03/23/13 18:43	1
4-Methyl-2-pentanone (MIBK)	10	U	10	0.32	ug/L			03/23/13 18:43	1
Styrene	1.0	U	1.0	0.11	ug/L			03/23/13 18:43	1
1,1,2,2-Tetrachloroethane	1.0	U	1.0	0.18	ug/L			03/23/13 18:43	1
Tetrachloroethene	1.0	U	1.0	0.29	ug/L			03/23/13 18:43	1
Toluene	1.0	U	1.0	0.13	ug/L			03/23/13 18:43	1
Trichloroethene	1.0	U	1.0	0.17	ug/L			03/23/13 18:43	1
Vinyl chloride	1.0	U	1.0	0.22	ug/L			03/23/13 18:43	1
Xylenes, Total	2.0	U	2.0	0.28	ug/L			03/23/13 18:43	1
1,1,1-Trichloroethane	1.0	U	1.0	0.22	ug/L			03/23/13 18:43	1
1,1,2-Trichloroethane	1.0	U	1.0	0.27	ug/L			03/23/13 18:43	1
Cyclohexane	1.0	U	1.0	0.12	ug/L			03/23/13 18:43	1
1,2-Dibromo-3-Chloropropane	2.0	U	2.0	0.67	ug/L			03/23/13 18:43	1
Ethylene Dibromide	1.0	U	1.0	0.24	ug/L			03/23/13 18:43	1
Dichlorodifluoromethane	1.0	U	1.0	0.31	ug/L			03/23/13 18:43	1
cis-1,2-Dichloroethene	1.0	U	1.0	0.17	ug/L			03/23/13 18:43	1
trans-1,2-Dichloroethene	1.0	U	1.0	0.19	ug/L			03/23/13 18:43	1
Isopropylbenzene	1.0	U	1.0	0.13	ug/L			03/23/13 18:43	1
Methyl acetate	10	U	10	0.38	ug/L			03/23/13 18:43	1
Methyl tert-butyl ether	1.0	U	1.0	0.17	ug/L			03/23/13 18:43	1
1,1,2-Trichloro-1,2,2-trifluoroethane	1.0	U	1.0	0.28	ug/L			03/23/13 18:43	1

Method: 8260B - Volatile Organic Compounds (GC/MS) (Continued)

Lab Sample ID: MB 240-79232/6
Matrix: Water
Analysis Batch: 79232

Client Sample ID: Method Blank
Prep Type: Total/NA

Analyte	MB Result	MB Qualifier	RL	MDL	Unit	D	Prepared	Analyzed	Dil Fac
1,2,4-Trichlorobenzene	1.0	U	1.0	0.15	ug/L			03/23/13 18:43	1
1,2-Dichlorobenzene	1.0	U	1.0	0.13	ug/L			03/23/13 18:43	1
1,3-Dichlorobenzene	1.0	U	1.0	0.14	ug/L			03/23/13 18:43	1
1,4-Dichlorobenzene	1.0	U	1.0	0.13	ug/L			03/23/13 18:43	1
Trichlorofluoromethane	1.0	U	1.0	0.21	ug/L			03/23/13 18:43	1
Chlorodibromomethane	1.0	U	1.0	0.18	ug/L			03/23/13 18:43	1
Methylcyclohexane	1.0	U	1.0	0.13	ug/L			03/23/13 18:43	1

Surrogate	*MB %Recovery*	*MB Qualifier*	*Limits*	*Prepared*	*Analyzed*	*Dil Fac*
1,2-Dichloroethane-d4 (Surr)	*87*		*63 - 129*		*03/23/13 18:43*	*1*
4-Bromofluorobenzene (Surr)	*82*		*66 - 117*		*03/23/13 18:43*	*1*
Toluene-d8 (Surr)	*83*		*74 - 115*		*03/23/13 18:43*	*1*
Dibromofluoromethane (Surr)	*80*		*75 - 121*		*03/23/13 18:43*	*1*

Lab Sample ID: LCS 240-79232/4
Matrix: Water
Analysis Batch: 79232

Client Sample ID: Lab Control Sample
Prep Type: Total/NA

Analyte	Spike Added	LCS Result	LCS Qualifier	Unit	D	%Rec	%Rec. Limits
Acetone	20.0	17.6		ug/L		88	43 - 136
Benzene	10.0	9.50		ug/L		95	83 - 112
Dichlorobromomethane	10.0	8.92		ug/L		89	72 - 121
Bromoform	10.0	8.32		ug/L		83	40 - 131
Bromomethane	10.0	8.54		ug/L		85	11 - 185
2-Butanone (MEK)	20.0	18.6		ug/L		93	60 - 126
Carbon disulfide	10.0	8.55		ug/L		86	62 - 142
Carbon tetrachloride	10.0	8.30		ug/L		83	66 - 128
Chlorobenzene	10.0	9.65		ug/L		96	85 - 110
Chloroethane	10.0	6.84		ug/L		68	25 - 153
Chloroform	10.0	8.92		ug/L		89	79 - 117
Chloromethane	10.0	11.2		ug/L		112	44 - 126
1,1-Dichloroethane	10.0	8.97		ug/L		90	82 - 115
1,2-Dichloroethane	10.0	9.53		ug/L		95	71 - 127
1,1-Dichloroethene	10.0	9.68		ug/L		97	78 - 131
1,2-Dichloropropane	10.0	9.71		ug/L		97	81 - 115
cis-1,3-Dichloropropene	10.0	8.30		ug/L		83	61 - 115
trans-1,3-Dichloropropene	10.0	8.22		ug/L		82	58 - 117
Ethylbenzene	10.0	9.78		ug/L		98	83 - 112
2-Hexanone	20.0	20.3		ug/L		101	55 - 133
Methylene Chloride	10.0	8.96		ug/L		90	66 - 131
4-Methyl-2-pentanone (MIBK)	20.0	19.3		ug/L		96	63 - 128
Styrene	10.0	8.82		ug/L		88	79 - 114
1,1,2,2-Tetrachloroethane	10.0	9.13		ug/L		91	68 - 118
Tetrachloroethene	10.0	9.75		ug/L		98	79 - 114
Toluene	10.0	9.45		ug/L		95	84 - 111
Trichloroethene	10.0	9.72		ug/L		97	76 - 117
Vinyl chloride	10.0	9.90		ug/L		99	53 - 127
Xylenes, Total	30.0	29.4		ug/L		98	83 - 112

Method: 8260B - Volatile Organic Compounds (GC/MS) (Continued)

Lab Sample ID: LCS 240-79232/4
Matrix: Water
Analysis Batch: 79232

Client Sample ID: Lab Control Sample
Prep Type: Total/NA

Analyte	Spike Added	LCS Result	LCS Qualifier	Unit	D	%Rec	%Rec. Limits
1,1,1-Trichloroethane	10.0	7.82		ug/L		78	74 - 118
1,1,2-Trichloroethane	10.0	9.92		ug/L		99	80 - 112
Cyclohexane	10.0	10.0		ug/L		100	54 - 121
1,2-Dibromo-3-Chloropropane	10.0	8.71		ug/L		87	42 - 136
Ethylene Dibromide	10.0	9.37		ug/L		94	79 - 113
Dichlorodifluoromethane	10.0	16.0	*	ug/L		160	19 - 129
cis-1,2-Dichloroethene	10.0	9.04		ug/L		90	80 - 113
trans-1,2-Dichloroethene	10.0	8.92		ug/L		89	83 - 117
Isopropylbenzene	10.0	9.71		ug/L		97	75 - 114
Methyl acetate	10.0	10.4		ug/L		104	58 - 131
Methyl tert-butyl ether	10.0	8.07		ug/L		81	52 - 144
1,1,2-Trichloro-1,2,2-trifluoroethane	10.0	14.6		ug/L		146	74 - 151
1,2,4-Trichlorobenzene	10.0	9.98		ug/L		100	48 - 135
1,2-Dichlorobenzene	10.0	10.0		ug/L		100	81 - 110
1,3-Dichlorobenzene	10.0	9.71		ug/L		97	80 - 110
1,4-Dichlorobenzene	10.0	9.63		ug/L		96	82 - 110
Trichlorofluoromethane	10.0	20.8	*	ug/L		208	49 - 157
Chlorodibromomethane	10.0	8.61		ug/L		86	64 - 119
Methylcyclohexane	10.0	10.1		ug/L		101	56 - 127
m-Xylene & p-Xylene	20.0	19.6		ug/L		98	83 - 113
o-Xylene	10.0	9.78		ug/L		98	83 - 113

Surrogate	*LCS %Recovery*	*LCS Qualifier*	*Limits*
1,2-Dichloroethane-d4 (Surr)	*88*		*63 - 129*
4-Bromofluorobenzene (Surr)	*96*		*66 - 117*
Toluene-d8 (Surr)	*92*		*74 - 115*
Dibromofluoromethane (Surr)	*83*		*75 - 121*

Lab Sample ID: 240-22052-4 MS
Matrix: Water
Analysis Batch: 79232

Client Sample ID: GW-017324-031413-SM-004
Prep Type: Total/NA

Analyte	Sample Result	Sample Qualifier	Spike Added	MS Result	MS Qualifier	Unit	D	%Rec	%Rec. Limits
Acetone	4.6	J	57.2	53.6		ug/L		86	33 - 145
Benzene	2.9	U	28.6	30.3		ug/L		106	72 - 121
Dichlorobromomethane	2.9	U	28.6	28.4		ug/L		99	67 - 120
Bromoform	2.9	U	28.6	23.9		ug/L		83	32 - 128
Bromomethane	2.9	U	28.6	26.2		ug/L		92	10 - 186
2-Butanone (MEK)	29	U	57.2	56.7		ug/L		99	54 - 129
Carbon disulfide	2.9	U	28.6	25.2		ug/L		88	57 - 147
Carbon tetrachloride	2.9	U	28.6	23.2		ug/L		81	59 - 129
Chlorobenzene	2.9	U	28.6	29.2		ug/L		102	80 - 110
Chloroethane	2.9	U	28.6	20.3		ug/L		71	21 - 165
Chloroform	2.9	U	28.6	28.7		ug/L		100	76 - 118
Chloromethane	2.9	U	28.6	36.5		ug/L		128	33 - 132
1,1-Dichloroethane	2.9	U	28.6	28.6		ug/L		100	79 - 116
1,2-Dichloroethane	2.9	U	28.6	30.9		ug/L		108	68 - 129

Method: 8260B - Volatile Organic Compounds (GC/MS) (Continued)

Lab Sample ID: 240-22052-4 MS
Matrix: Water
Analysis Batch: 79232

Client Sample ID: GW-017324-031413-SM-004
Prep Type: Total/NA

Analyte	Sample Result	Sample Qualifier	Spike Added	MS Result	MS Qualifier	Unit	D	%Rec	%Rec. Limits
1,1-Dichloroethene	2.9	U	28.6	28.1		ug/L		98	74 - 135
1,2-Dichloropropane	2.9	U	28.6	30.6		ug/L		107	78 - 115
cis-1,3-Dichloropropene	2.9	U	28.6	23.4		ug/L		82	51 - 110
trans-1,3-Dichloropropene	2.9	U	28.6	22.7		ug/L		79	46 - 116
Ethylbenzene	2.9	U	28.6	29.1		ug/L		102	75 - 116
2-Hexanone	29	U	57.2	60.7		ug/L		106	47 - 139
Methylene Chloride	1.7	J B	28.6	28.1		ug/L		92	63 - 128
4-Methyl-2-pentanone (MIBK)	29	U	57.2	60.0		ug/L		105	56 - 131
Styrene	2.9	U	28.6	27.1		ug/L		95	71 - 117
1,1,2,2-Tetrachloroethane	2.9	U	28.6	26.9		ug/L		94	63 - 122
Tetrachloroethene	1.3	J	28.6	29.1		ug/L		97	70 - 117
Toluene	2.9	U	28.6	28.8		ug/L		101	78 - 114
Trichloroethene	99		28.6	119	E	ug/L		67	66 - 120
Vinyl chloride	8.2		28.6	39.5		ug/L		109	49 - 130
Xylenes, Total	5.7	U	85.8	88.5		ug/L		103	76 - 116
1,1,1-Trichloroethane	2.9	U	28.6	22.8		ug/L		80	68 - 121
1,1,2-Trichloroethane	2.9	U	28.6	30.6		ug/L		107	75 - 115
Cyclohexane	2.9	U	28.6	24.5		ug/L		86	49 - 123
1,2-Dibromo-3-Chloropropane	5.7	U	28.6	23.0		ug/L		80	32 - 139
Ethylene Dibromide	2.9	U	28.6	27.8		ug/L		97	74 - 113
Dichlorodifluoromethane	2.9	U *	28.6	41.1	F	ug/L		144	17 - 128
cis-1,2-Dichloroethene	22		28.6	50.3		ug/L		98	70 - 120
trans-1,2-Dichloroethene	0.69	J	28.6	28.0		ug/L		95	80 - 119
Isopropylbenzene	2.9	U	28.6	27.2		ug/L		95	68 - 116
Methyl acetate	29	U	28.6	29.8		ug/L		104	47 - 130
Methyl tert-butyl ether	2.9	U	28.6	24.0		ug/L		84	46 - 144
1,1,2-Trichloro-1,2,2-trifluoroethane	2.9	U	28.6	37.7		ug/L		132	70 - 152
1,2,4-Trichlorobenzene	2.9	U	28.6	27.7		ug/L		97	38 - 138
1,2-Dichlorobenzene	2.9	U	28.6	29.4		ug/L		103	75 - 111
1,3-Dichlorobenzene	2.9	U	28.6	28.8		ug/L		101	73 - 110
1,4-Dichlorobenzene	2.9	U	28.6	28.7		ug/L		100	75 - 110
Trichlorofluoromethane	2.9	U *	28.6	57.3	F	ug/L		200	46 - 157
Chlorodibromomethane	2.9	U	28.6	25.8		ug/L		90	56 - 118
Methylcyclohexane	2.9	U	28.6	23.6		ug/L		83	49 - 127
m-Xylene & p-Xylene	5.7		57.2	59.5		ug/L		104	75 - 117
o-Xylene	2.9		28.6	29.0		ug/L		101	76 - 116

Surrogate	*MS %Recovery*	*MS Qualifier*	*Limits*
1,2-Dichloroethane-d4 (Surr)	*91*		*63 - 129*
4-Bromofluorobenzene (Surr)	*93*		*66 - 117*
Toluene-d8 (Surr)	*90*		*74 - 115*
Dibromofluoromethane (Surr)	*87*		*75 - 121*

Method: 8260B - Volatile Organic Compounds (GC/MS) (Continued)

Lab Sample ID: 240-22052-4 MSD
Matrix: Water
Analysis Batch: 79232

Client Sample ID: GW-017324-031413-SM-004
Prep Type: Total/NA

Analyte	Sample Result	Sample Qualifier	Spike Added	MSD Result	MSD Qualifier	Unit	D	%Rec	%Rec. Limits	RPD	RPD Limit
Acetone	4.6	J	57.2	48.1		ug/L		76	33 - 145	11	30
Benzene	2.9	U	28.6	29.2		ug/L		102	72 - 121	4	30
Dichlorobromomethane	2.9	U	28.6	27.9		ug/L		97	67 - 120	2	30
Bromoform	2.9	U	28.6	22.9		ug/L		80	32 - 128	4	30
Bromomethane	2.9	U	28.6	25.9		ug/L		90	10 - 186	1	30
2-Butanone (MEK)	29	U	57.2	51.9		ug/L		91	54 - 129	9	30
Carbon disulfide	2.9	U	28.6	24.8		ug/L		87	57 - 147	2	30
Carbon tetrachloride	2.9	U	28.6	23.3		ug/L		81	59 - 129	0	30
Chlorobenzene	2.9	U	28.6	28.8		ug/L		101	80 - 110	2	30
Chloroethane	2.9	U	28.6	20.2		ug/L		71	21 - 165	1	30
Chloroform	2.9	U	28.6	27.6		ug/L		97	76 - 118	4	30
Chloromethane	2.9	U	28.6	34.0		ug/L		119	33 - 132	7	30
1,1-Dichloroethane	2.9	U	28.6	28.1		ug/L		98	79 - 116	2	30
1,2-Dichloroethane	2.9	U	28.6	29.4		ug/L		103	68 - 129	5	30
1,1-Dichloroethene	2.9	U	28.6	27.9		ug/L		97	74 - 135	1	30
1,2-Dichloropropane	2.9	U	28.6	30.4		ug/L		106	78 - 115	1	30
cis-1,3-Dichloropropene	2.9	U	28.6	23.3		ug/L		81	51 - 110	0	30
trans-1,3-Dichloropropene	2.9	U	28.6	23.0		ug/L		80	46 - 116	1	30
Ethylbenzene	2.9	U	28.6	28.8		ug/L		101	75 - 116	1	30
2-Hexanone	29	U	57.2	56.6		ug/L		99	47 - 139	7	30
Methylene Chloride	1.7	J B	28.6	27.4		ug/L		90	63 - 128	3	30
4-Methyl-2-pentanone (MIBK)	29	U	57.2	54.2		ug/L		95	56 - 131	10	30
Styrene	2.9	U	28.6	26.2		ug/L		92	71 - 117	3	30
1,1,2,2-Tetrachloroethane	2.9	U	28.6	25.5		ug/L		89	63 - 122	5	30
Tetrachloroethene	1.3	J	28.6	28.9		ug/L		97	70 - 117	1	30
Toluene	2.9	U	28.6	28.3		ug/L		99	78 - 114	2	30
Trichloroethene	99		28.6	113	F	ug/L		49	66 - 120	5	30
Vinyl chloride	8.2		28.6	36.0		ug/L		97	49 - 130	9	30
Xylenes, Total	5.7	U	85.8	87.7		ug/L		102	76 - 116	1	30
1,1,1-Trichloroethane	2.9	U	28.6	22.5		ug/L		79	68 - 121	1	30
1,1,2-Trichloroethane	2.9	U	28.6	28.7		ug/L		100	75 - 115	6	30
Cyclohexane	2.9	U	28.6	24.1		ug/L		84	49 - 123	2	30
1,2-Dibromo-3-Chloropropane	5.7	U	28.6	23.4		ug/L		82	32 - 139	2	30
Ethylene Dibromide	2.9	U	28.6	27.0		ug/L		95	74 - 113	3	30
Dichlorodifluoromethane	2.9	U *	28.6	39.0	F	ug/L		136	17 - 128	5	30
cis-1,2-Dichloroethene	22		28.6	48.6		ug/L		92	70 - 120	3	30
trans-1,2-Dichloroethene	0.69	J	28.6	27.3		ug/L		93	80 - 119	3	30
Isopropylbenzene	2.9	U	28.6	27.7		ug/L		97	68 - 116	2	30
Methyl acetate	29	U	28.6	27.8	J	ug/L		97	47 - 130	7	30
Methyl tert-butyl ether	2.9	U	28.6	23.1		ug/L		81	46 - 144	3	30
1,1,2-Trichloro-1,2,2-trifluoroethane	2.9	U	28.6	36.0		ug/L		126	70 - 152	5	30
1,2,4-Trichlorobenzene	2.9	U	28.6	29.0		ug/L		102	38 - 138	5	30
1,2-Dichlorobenzene	2.9	U	28.6	29.5		ug/L		103	75 - 111	0	30
1,3-Dichlorobenzene	2.9	U	28.6	28.4		ug/L		99	73 - 110	1	30
1,4-Dichlorobenzene	2.9	U	28.6	27.8		ug/L		97	75 - 110	3	30
Trichlorofluoromethane	2.9	U *	28.6	53.8	F	ug/L		188	46 - 157	6	30
Chlorodibromomethane	2.9	U	28.6	25.0		ug/L		87	56 - 118	3	30

Method: 8260B - Volatile Organic Compounds (GC/MS) (Continued)

Lab Sample ID: 240-22052-4 MSD
Matrix: Water
Analysis Batch: 79232

Client Sample ID: GW-017324-031413-SM-004
Prep Type: Total/NA

Analyte	Sample Result	Sample Qualifier	Spike Added	MSD Result	MSD Qualifier	Unit	D	%Rec	%Rec. Limits	RPD	RPD Limit
Methylcyclohexane	2.9	U	28.6	23.4		ug/L		82	49 - 127	1	30
m-Xylene & p-Xylene	5.7		57.2	58.9		ug/L		103	75 - 117	1	30
o-Xylene	2.9		28.6	28.8		ug/L		101	76 - 116	1	30

Surrogate	*MSD %Recovery*	*MSD Qualifier*	*Limits*
1,2-Dichloroethane-d4 (Surr)	*85*		*63 - 129*
4-Bromofluorobenzene (Surr)	*90*		*66 - 117*
Toluene-d8 (Surr)	*88*		*74 - 115*
Dibromofluoromethane (Surr)	*83*		*75 - 121*

Method: 8082 - Polychlorinated Biphenyls (PCBs) by Gas Chromatography

Lab Sample ID: MB 240-78721/17-A
Matrix: Water
Analysis Batch: 79578

Client Sample ID: Method Blank
Prep Type: Total/NA
Prep Batch: 78721

Analyte	MB Result	MB Qualifier	RL	MDL	Unit	D	Prepared	Analyzed	Dil Fac
Aroclor-1016	0.50	U	0.50	0.17	ug/L		03/19/13 08:52	03/27/13 12:28	1
Aroclor-1221	0.50	U	0.50	0.13	ug/L		03/19/13 08:52	03/27/13 12:28	1
Aroclor-1232	0.50	U	0.50	0.16	ug/L		03/19/13 08:52	03/27/13 12:28	1
Aroclor-1242	0.50	U	0.50	0.22	ug/L		03/19/13 08:52	03/27/13 12:28	1
Aroclor-1248	0.50	U	0.50	0.10	ug/L		03/19/13 08:52	03/27/13 12:28	1
Aroclor-1254	0.50	U	0.50	0.16	ug/L		03/19/13 08:52	03/27/13 12:28	1
Aroclor-1260	0.50	U	0.50	0.17	ug/L		03/19/13 08:52	03/27/13 12:28	1

Surrogate	*MB %Recovery*	*MB Qualifier*	*Limits*	*Prepared*	*Analyzed*	*Dil Fac*
Tetrachloro-m-xylene	*74*		*23 - 136*	*03/19/13 08:52*	*03/27/13 12:28*	*1*
DCB Decachlorobiphenyl	*77*		*10 - 130*	*03/19/13 08:52*	*03/27/13 12:28*	*1*

Lab Sample ID: LCS 240-78721/18-A
Matrix: Water
Analysis Batch: 79578

Client Sample ID: Lab Control Sample
Prep Type: Total/NA
Prep Batch: 78721

Analyte	Spike Added	LCS Result	LCS Qualifier	Unit	D	%Rec	%Rec. Limits
Aroclor-1016	5.00	4.44		ug/L		89	66 - 120
Aroclor-1260	5.00	4.51		ug/L		90	55 - 120

Surrogate	*LCS %Recovery*	*LCS Qualifier*	*Limits*
Tetrachloro-m-xylene	*73*		*23 - 136*
DCB Decachlorobiphenyl	*79*		*10 - 130*

Lab Sample ID: 240-22052-5 MS
Matrix: Water
Analysis Batch: 79859

Client Sample ID: GW-017324-031413-SM-005
Prep Type: Total/NA
Prep Batch: 78721

Analyte	Sample Result	Sample Qualifier	Spike Added	MS Result	MS Qualifier	Unit	D	%Rec	%Rec. Limits
Aroclor-1016	5.1	U	5.21	5.75		ug/L		110	67 - 120

Method: 8082 - Polychlorinated Biphenyls (PCBs) by Gas Chromatography (Continued)

Lab Sample ID: 240-22052-5 MS
Matrix: Water
Analysis Batch: 79859

Client Sample ID: GW-017324-031413-SM-005
Prep Type: Total/NA
Prep Batch: 78721

Analyte	Sample Result	Sample Qualifier	Spike Added	MS Result	MS Qualifier	Unit	D	%Rec	%Rec. Limits
Aroclor-1260	5.1	U	5.21	4.82	J	ug/L		93	31 - 120

Surrogate	*MS %Recovery*	*MS Qualifier*	*Limits*
Tetrachloro-m-xylene	*112*		*23 - 136*
DCB Decachlorobiphenyl	*63*		*10 - 130*

Lab Sample ID: 240-22052-5 MSD
Matrix: Water
Analysis Batch: 79859

Client Sample ID: GW-017324-031413-SM-005
Prep Type: Total/NA
Prep Batch: 78721

Analyte	Sample Result	Sample Qualifier	Spike Added	MSD Result	MSD Qualifier	Unit	D	%Rec	%Rec. Limits	RPD	RPD Limit
Aroclor-1016	5.1	U	5.32	5.72		ug/L		108	67 - 120	0	30
Aroclor-1260	5.1	U	5.32	4.49	J	ug/L		84	31 - 120	7	30

Surrogate	*MSD %Recovery*	*MSD Qualifier*	*Limits*
Tetrachloro-m-xylene	*114*		*23 - 136*
DCB Decachlorobiphenyl	*53*		*10 - 130*

Method: 6010B - Metals (ICP)

Lab Sample ID: MB 240-78606/1-A
Matrix: Water
Analysis Batch: 78797

Client Sample ID: Method Blank
Prep Type: Total Recoverable
Prep Batch: 78606

Analyte	MB Result	MB Qualifier	RL	MDL	Unit	D	Prepared	Analyzed	Dil Fac
Aluminum	200	U	200	97	ug/L		03/18/13 09:56	03/20/13 05:14	1
Antimony	3.10	J	10	1.8	ug/L		03/18/13 09:56	03/20/13 05:14	1
Barium	1.01	J	200	0.67	ug/L		03/18/13 09:56	03/20/13 05:14	1
Beryllium	5.0	U	5.0	0.46	ug/L		03/18/13 09:56	03/20/13 05:14	1
Calcium	173	J	5000	130	ug/L		03/18/13 09:56	03/20/13 05:14	1
Cadmium	2.0	U	2.0	0.66	ug/L		03/18/13 09:56	03/20/13 05:14	1
Cobalt	7.0	U	7.0	1.7	ug/L		03/18/13 09:56	03/20/13 05:14	1
Chromium	5.0	U	5.0	2.2	ug/L		03/18/13 09:56	03/20/13 05:14	1
Copper	25	U	25	4.5	ug/L		03/18/13 09:56	03/20/13 05:14	1
Iron	100	U	100	81	ug/L		03/18/13 09:56	03/20/13 05:14	1
Potassium	5000	U	5000	72	ug/L		03/18/13 09:56	03/20/13 05:14	1
Magnesium	147	J	5000	34	ug/L		03/18/13 09:56	03/20/13 05:14	1
Manganese	1.15	J	15	0.41	ug/L		03/18/13 09:56	03/20/13 05:14	1
Silver	5.0	U	5.0	2.2	ug/L		03/18/13 09:56	03/20/13 05:14	1
Sodium	5000	U	5000	590	ug/L		03/18/13 09:56	03/20/13 05:14	1
Nickel	40	U	40	3.2	ug/L		03/18/13 09:56	03/20/13 05:14	1
Vanadium	0.871	J	7.0	0.64	ug/L		03/18/13 09:56	03/20/13 05:14	1
Zinc	11.7	J	50	5.0	ug/L		03/18/13 09:56	03/20/13 05:14	1
Arsenic	10	U	10	3.2	ug/L		03/18/13 09:56	03/20/13 05:14	1
Lead	3.0	U	3.0	1.9	ug/L		03/18/13 09:56	03/20/13 05:14	1
Selenium	5.0	U	5.0	4.1	ug/L		03/18/13 09:56	03/20/13 05:14	1
Thallium	10	U	10	4.7	ug/L		03/18/13 09:56	03/20/13 05:14	1

Method: 6010B - Metals (ICP) (Continued)

Lab Sample ID: LCS 240-78606/2-A
Matrix: Water
Analysis Batch: 78797

Client Sample ID: Lab Control Sample
Prep Type: Total Recoverable
Prep Batch: 78606

Analyte	Spike Added	LCS Result	LCS Qualifier	Unit	D	%Rec	%Rec. Limits
Aluminum	2000	1770		ug/L		88	80 - 120
Antimony	500	453		ug/L		91	80 - 120
Barium	2000	1880		ug/L		94	80 - 120
Beryllium	50.0	45.8		ug/L		92	80 - 120
Calcium	50000	47100		ug/L		94	80 - 120
Cadmium	50.0	47.9		ug/L		96	80 - 120
Cobalt	500	484		ug/L		97	80 - 120
Chromium	200	193		ug/L		96	80 - 120
Copper	250	243		ug/L		97	80 - 120
Iron	1000	937		ug/L		94	80 - 120
Potassium	50000	46100		ug/L		92	80 - 120
Magnesium	50000	48000		ug/L		96	80 - 120
Manganese	500	488		ug/L		98	80 - 120
Silver	50.0	47.3		ug/L		95	80 - 120
Sodium	50000	47400		ug/L		95	80 - 120
Nickel	500	483		ug/L		97	80 - 120
Vanadium	500	483		ug/L		97	80 - 120
Zinc	500	508		ug/L		102	80 - 120
Arsenic	2000	1830		ug/L		92	80 - 120
Lead	500	487		ug/L		97	80 - 120
Selenium	2000	1960		ug/L		98	80 - 120
Thallium	2000	1960		ug/L		98	80 - 120

Lab Sample ID: 240-22052-2 MS
Matrix: Water
Analysis Batch: 78797

Client Sample ID: GW-017324-031413-SM-002
Prep Type: Total Recoverable
Prep Batch: 78606

Analyte	Sample Result	Sample Qualifier	Spike Added	MS Result	MS Qualifier	Unit	D	%Rec	%Rec. Limits
Aluminum	940		2000	3080		ug/L		107	75 - 125
Antimony	16	B	500	498		ug/L		96	75 - 125
Barium	73	J B	2000	2040		ug/L		98	75 - 125
Beryllium	5.0	U	50.0	48.3		ug/L		97	75 - 125
Calcium	64000	B	50000	111000		ug/L		94	75 - 125
Cadmium	2.0	U	50.0	48.2		ug/L		96	75 - 125
Cobalt	7.0	U	500	490		ug/L		98	75 - 125
Chromium	5.8		200	198		ug/L		96	75 - 125
Copper	7.4	J	250	253		ug/L		98	75 - 125
Iron	1300		1000	2230		ug/L		93	75 - 125
Potassium	23000		50000	72000		ug/L		98	75 - 125
Magnesium	11000	B	50000	57800		ug/L		93	75 - 125
Manganese	150	B	500	647		ug/L		99	75 - 125
Silver	5.0	U	50.0	49.1		ug/L		98	75 - 125
Sodium	11000		50000	58200		ug/L		95	75 - 125
Nickel	4.4	J	500	499		ug/L		99	75 - 125
Vanadium	4.1	J B	500	481		ug/L		95	75 - 125
Zinc	23	J B	500	516		ug/L		98	75 - 125
Arsenic	5.0	J	2000	1970		ug/L		98	75 - 125
Lead	10		500	493		ug/L		97	75 - 125

Method: 6010B - Metals (ICP) (Continued)

Lab Sample ID: 240-22052-2 MS — **Client Sample ID: GW-017324-031413-SM-002**
Matrix: Water — **Prep Type: Total Recoverable**
Analysis Batch: 78797 — **Prep Batch: 78606**

Analyte	Sample Result	Sample Qualifier	Spike Added	MS Result	MS Qualifier	Unit	D	%Rec	%Rec. Limits
Selenium	5.0	U	2000	1970		ug/L		98	75 - 125
Thallium	10	U	2000	1880		ug/L		94	75 - 125

Lab Sample ID: 240-22052-2 MSD — **Client Sample ID: GW-017324-031413-SM-002**
Matrix: Water — **Prep Type: Total Recoverable**
Analysis Batch: 78797 — **Prep Batch: 78606**

Analyte	Sample Result	Sample Qualifier	Spike Added	MSD Result	MSD Qualifier	Unit	D	%Rec	%Rec. Limits	RPD	RPD Limit
Aluminum	940		2000	3190		ug/L		112	75 - 125	3	20
Antimony	16	B	500	515		ug/L		100	75 - 125	3	20
Barium	73	J B	2000	2090		ug/L		101	75 - 125	3	20
Beryllium	5.0	U	50.0	49.8		ug/L		100	75 - 125	3	20
Calcium	64000	B	50000	115000		ug/L		101	75 - 125	3	20
Cadmium	2.0	U	50.0	49.8		ug/L		100	75 - 125	3	20
Cobalt	7.0	U	500	505		ug/L		101	75 - 125	3	20
Chromium	5.8		200	204		ug/L		99	75 - 125	3	20
Copper	7.4	J	250	260		ug/L		101	75 - 125	3	20
Iron	1300		1000	2310		ug/L		101	75 - 125	4	20
Potassium	23000		50000	73600		ug/L		101	75 - 125	2	20
Magnesium	11000	B	50000	59900		ug/L		97	75 - 125	4	20
Manganese	150	B	500	667		ug/L		103	75 - 125	3	20
Silver	5.0	U	50.0	50.1		ug/L		100	75 - 125	2	20
Sodium	11000		50000	59700		ug/L		98	75 - 125	3	20
Nickel	4.4	J	500	510		ug/L		101	75 - 125	2	20
Vanadium	4.1	J B	500	496		ug/L		98	75 - 125	3	20
Zinc	23	J B	500	532		ug/L		102	75 - 125	3	20
Arsenic	5.0	J	2000	2030		ug/L		101	75 - 125	3	20
Lead	10		500	505		ug/L		99	75 - 125	2	20
Selenium	5.0	U	2000	2010		ug/L		101	75 - 125	2	20
Thallium	10	U	2000	1940		ug/L		97	75 - 125	3	20

Method: 7470A - Mercury (CVAA)

Lab Sample ID: MB 240-78597/1-A — **Client Sample ID: Method Blank**
Matrix: Water — **Prep Type: Total/NA**
Analysis Batch: 78674 — **Prep Batch: 78597**

Analyte	MB Result	MB Qualifier	RL	MDL	Unit	D	Prepared	Analyzed	Dil Fac
Mercury	0.20	U	0.20	0.12	ug/L		03/18/13 12:45	03/18/13 17:51	1

Lab Sample ID: LCS 240-78597/2-A — **Client Sample ID: Lab Control Sample**
Matrix: Water — **Prep Type: Total/NA**
Analysis Batch: 78674 — **Prep Batch: 78597**

Analyte	Spike Added	LCS Result	LCS Qualifier	Unit	D	%Rec	%Rec. Limits
Mercury	5.00	5.12		ug/L		102	81 - 123

Method: 7470A - Mercury (CVAA) (Continued)

Lab Sample ID: 240-22052-2 MS
Matrix: Water
Analysis Batch: 78674

Client Sample ID: GW-017324-031413-SM-002
Prep Type: Total/NA
Prep Batch: 78597

Analyte	Sample Result	Sample Qualifier	Spike Added	MS Result	MS Qualifier	Unit	D	%Rec	%Rec. Limits		
Mercury	0.20	U	1.00	1.13		ug/L		113	69 - 134		

Lab Sample ID: 240-22052-2 MSD
Matrix: Water
Analysis Batch: 78674

Client Sample ID: GW-017324-031413-SM-002
Prep Type: Total/NA
Prep Batch: 78597

Analyte	Sample Result	Sample Qualifier	Spike Added	MSD Result	MSD Qualifier	Unit	D	%Rec	%Rec. Limits	RPD	RPD Limit
Mercury	0.20	U	1.00	1.20		ug/L		120	69 - 134	6	20

GC/MS VOA

Analysis Batch: 79016

Lab Sample ID	Client Sample ID	Prep Type	Matrix	Method	Prep Batch
240-22052-2	GW-017324-031413-SM-002	Total/NA	Water	8260B	
240-22052-2 MS	GW-017324-031413-SM-002	Total/NA	Water	8260B	
240-22052-2 MSD	GW-017324-031413-SM-002	Total/NA	Water	8260B	
240-22052-3	GW-017324-031413-SM-003	Total/NA	Water	8260B	
240-22052-7	TB-017324-031413-SM-001	Total/NA	WQ	8260B	
LCS 240-79016/4	Lab Control Sample	Total/NA	Water	8260B	
MB 240-79016/6	Method Blank	Total/NA	Water	8260B	

Analysis Batch: 79232

Lab Sample ID	Client Sample ID	Prep Type	Matrix	Method	Prep Batch
240-22052-4	GW-017324-031413-SM-004	Total/NA	Water	8260B	
240-22052-4 MS	GW-017324-031413-SM-004	Total/NA	Water	8260B	
240-22052-4 MSD	GW-017324-031413-SM-004	Total/NA	Water	8260B	
LCS 240-79232/4	Lab Control Sample	Total/NA	Water	8260B	
MB 240-79232/6	Method Blank	Total/NA	Water	8260B	

GC Semi VOA

Prep Batch: 78721

Lab Sample ID	Client Sample ID	Prep Type	Matrix	Method	Prep Batch
240-22052-1	GW-017324-031413-SM-001	Total/NA	Water	3520C	
240-22052-5	GW-017324-031413-SM-005	Total/NA	Water	3520C	
240-22052-5 MS	GW-017324-031413-SM-005	Total/NA	Water	3520C	
240-22052-5 MSD	GW-017324-031413-SM-005	Total/NA	Water	3520C	
240-22052-6	GW-017324-031413-SM-006	Total/NA	Water	3520C	
LCS 240-78721/18-A	Lab Control Sample	Total/NA	Water	3520C	
MB 240-78721/17-A	Method Blank	Total/NA	Water	3520C	

Analysis Batch: 79578

Lab Sample ID	Client Sample ID	Prep Type	Matrix	Method	Prep Batch
240-22052-1	GW-017324-031413-SM-001	Total/NA	Water	8082	78721
240-22052-6	GW-017324-031413-SM-006	Total/NA	Water	8082	78721
LCS 240-78721/18-A	Lab Control Sample	Total/NA	Water	8082	78721
MB 240-78721/17-A	Method Blank	Total/NA	Water	8082	78721

Analysis Batch: 79859

Lab Sample ID	Client Sample ID	Prep Type	Matrix	Method	Prep Batch
240-22052-5	GW-017324-031413-SM-005	Total/NA	Water	8082	78721
240-22052-5 MS	GW-017324-031413-SM-005	Total/NA	Water	8082	78721
240-22052-5 MSD	GW-017324-031413-SM-005	Total/NA	Water	8082	78721

Metals

Prep Batch: 78597

Lab Sample ID	Client Sample ID	Prep Type	Matrix	Method	Prep Batch
240-22052-2	GW-017324-031413-SM-002	Total/NA	Water	7470A	
240-22052-2 MS	GW-017324-031413-SM-002	Total/NA	Water	7470A	
240-22052-2 MSD	GW-017324-031413-SM-002	Total/NA	Water	7470A	
240-22052-3	GW-017324-031413-SM-003	Total/NA	Water	7470A	
240-22052-5	GW-017324-031413-SM-005	Total/NA	Water	7470A	

Metals (Continued)

Prep Batch: 78597 (Continued)

Lab Sample ID	Client Sample ID	Prep Type	Matrix	Method	Prep Batch
LCS 240-78597/2-A	Lab Control Sample	Total/NA	Water	7470A	
MB 240-78597/1-A	Method Blank	Total/NA	Water	7470A	

Prep Batch: 78606

Lab Sample ID	Client Sample ID	Prep Type	Matrix	Method	Prep Batch
240-22052-2	GW-017324-031413-SM-002	Total Recoverable	Water	3005A	
240-22052-2 MS	GW-017324-031413-SM-002	Total Recoverable	Water	3005A	
240-22052-2 MSD	GW-017324-031413-SM-002	Total Recoverable	Water	3005A	
240-22052-3	GW-017324-031413-SM-003	Total Recoverable	Water	3005A	
240-22052-5	GW-017324-031413-SM-005	Total Recoverable	Water	3005A	
LCS 240-78606/2-A	Lab Control Sample	Total Recoverable	Water	3005A	
MB 240-78606/1-A	Method Blank	Total Recoverable	Water	3005A	

Analysis Batch: 78674

Lab Sample ID	Client Sample ID	Prep Type	Matrix	Method	Prep Batch
240-22052-2	GW-017324-031413-SM-002	Total/NA	Water	7470A	78597
240-22052-2 MS	GW-017324-031413-SM-002	Total/NA	Water	7470A	78597
240-22052-2 MSD	GW-017324-031413-SM-002	Total/NA	Water	7470A	78597
240-22052-3	GW-017324-031413-SM-003	Total/NA	Water	7470A	78597
240-22052-5	GW-017324-031413-SM-005	Total/NA	Water	7470A	78597
LCS 240-78597/2-A	Lab Control Sample	Total/NA	Water	7470A	78597
MB 240-78597/1-A	Method Blank	Total/NA	Water	7470A	78597

Analysis Batch: 78797

Lab Sample ID	Client Sample ID	Prep Type	Matrix	Method	Prep Batch
240-22052-2	GW-017324-031413-SM-002	Total Recoverable	Water	6010B	78606
240-22052-2 MS	GW-017324-031413-SM-002	Total Recoverable	Water	6010B	78606
240-22052-2 MSD	GW-017324-031413-SM-002	Total Recoverable	Water	6010B	78606
240-22052-3	GW-017324-031413-SM-003	Total Recoverable	Water	6010B	78606
240-22052-5	GW-017324-031413-SM-005	Total Recoverable	Water	6010B	78606
LCS 240-78606/2-A	Lab Control Sample	Total Recoverable	Water	6010B	78606
MB 240-78606/1-A	Method Blank	Total Recoverable	Water	6010B	78606

Lab Chronicle

Client: Conestoga-Rovers & Associates, Inc.
Project/Site: 17324-T07-017, RACER Former MTM

TestAmerica Job ID: 240-22052-1

Client Sample ID: GW-017324-031413-SM-001

Lab Sample ID: 240-22052-1

Date Collected: 03/14/13 08:35

Matrix: Water

Date Received: 03/15/13 09:15

Prep Type	Batch Type	Batch Method	Run	Dilution Factor	Batch Number	Prepared or Analyzed	Analyst	Lab
Total/NA	Prep	3520C			78721	03/19/13 08:52	LM	TAL NC
Total/NA	Analysis	8082		1	79578	03/27/13 10:38	LH	TAL NC

Client Sample ID: GW-017324-031413-SM-002

Lab Sample ID: 240-22052-2

Date Collected: 03/14/13 09:45

Matrix: Water

Date Received: 03/15/13 09:15

Prep Type	Batch Type	Batch Method	Run	Dilution Factor	Batch Number	Prepared or Analyzed	Analyst	Lab
Total/NA	Analysis	8260B		1	79016	03/22/13 03:12	LW	TAL NC
Total/NA	Prep	7470A			78597	03/18/13 12:45	LM	TAL NC
Total/NA	Analysis	7470A		1	78674	03/18/13 17:56	SG	TAL NC
Total Recoverable	Prep	3005A			78606	03/18/13 09:56	LM	TAL NC
Total Recoverable	Analysis	6010B		1	78797	03/19/13 14:06	KC	TAL NC

Client Sample ID: GW-017324-031413-SM-003

Lab Sample ID: 240-22052-3

Date Collected: 03/14/13 09:50

Matrix: Water

Date Received: 03/15/13 09:15

Prep Type	Batch Type	Batch Method	Run	Dilution Factor	Batch Number	Prepared or Analyzed	Analyst	Lab
Total/NA	Analysis	8260B		1	79016	03/22/13 00:35	LW	TAL NC
Total/NA	Prep	7470A			78597	03/18/13 12:45	LM	TAL NC
Total/NA	Analysis	7470A		1	78674	03/18/13 18:21	SG	TAL NC
Total Recoverable	Prep	3005A			78606	03/18/13 09:56	LM	TAL NC
Total Recoverable	Analysis	6010B		1	78797	03/19/13 15:53	KC	TAL NC

Client Sample ID: GW-017324-031413-SM-004

Lab Sample ID: 240-22052-4

Date Collected: 03/14/13 10:35

Matrix: Water

Date Received: 03/15/13 09:15

Prep Type	Batch Type	Batch Method	Run	Dilution Factor	Batch Number	Prepared or Analyzed	Analyst	Lab
Total/NA	Analysis	8260B		2.86	79232	03/23/13 19:06	LW	TAL NC

Client Sample ID: GW-017324-031413-SM-005

Lab Sample ID: 240-22052-5

Date Collected: 03/14/13 11:50

Matrix: Water

Date Received: 03/15/13 09:15

Prep Type	Batch Type	Batch Method	Run	Dilution Factor	Batch Number	Prepared or Analyzed	Analyst	Lab
Total/NA	Prep	3520C			78721	03/19/13 08:52	LM	TAL NC
Total/NA	Analysis	8082		10	79859	03/29/13 10:08	LH	TAL NC
Total/NA	Prep	7470A			78597	03/18/13 12:45	LM	TAL NC
Total/NA	Analysis	7470A		1	78674	03/18/13 18:22	SG	TAL NC
Total Recoverable	Prep	3005A			78606	03/18/13 09:56	LM	TAL NC

Lab Chronicle

Client: Conestoga-Rovers & Associates, Inc.
Project/Site: 17324-T07-017, RACER Former MTM

TestAmerica Job ID: 240-22052-1

Client Sample ID: GW-017324-031413-SM-005

Lab Sample ID: 240-22052-5

Date Collected: 03/14/13 11:50
Matrix: Water
Date Received: 03/15/13 09:15

Prep Type	Batch Type	Batch Method	Run	Dilution Factor	Batch Number	Prepared or Analyzed	Analyst	Lab
Total Recoverable	Analysis	6010B		1	78797	03/19/13 15:59	KC	TAL NC

Client Sample ID: GW-017324-031413-SM-006

Lab Sample ID: 240-22052-6

Date Collected: 03/14/13 11:55
Matrix: Water
Date Received: 03/15/13 09:15

Prep Type	Batch Type	Batch Method	Run	Dilution Factor	Batch Number	Prepared or Analyzed	Analyst	Lab
Total/NA	Prep	3520C			78721	03/19/13 08:52	LM	TAL NC
Total/NA	Analysis	8082		1	79578	03/27/13 11:41	LH	TAL NC

Client Sample ID: TB-017324-031413-SM-001

Lab Sample ID: 240-22052-7

Date Collected: 03/14/13 12:40
Matrix: WQ
Date Received: 03/15/13 09:15

Prep Type	Batch Type	Batch Method	Run	Dilution Factor	Batch Number	Prepared or Analyzed	Analyst	Lab
Total/NA	Analysis	8260B		1	79016	03/22/13 01:20	LW	TAL NC

Laboratory References:

TAL NC = TestAmerica Canton, 4101 Shuffel Street NW, North Canton, OH 44720, TEL (330)497-9396

Certification Summary

Client: Conestoga-Rovers & Associates, Inc.
Project/Site: 17324-T07-017, RACER Former MTM

TestAmerica Job ID: 240-22052-1

Laboratory: TestAmerica Canton

All certifications held by this laboratory are listed. Not all certifications are applicable to this report.

Authority	Program	EPA Region	Certification ID	Expiration Date
California	NELAP	9	01144CA	06-30-13
Connecticut	State Program	1	PH-0590	12-31-13
Florida	NELAP	4	E87225	06-30-13
Georgia	State Program	4	N/A	06-30-13
Illinois	NELAP	5	200004	07-31-13
Kansas	NELAP	7	E-10336	01-31-14
Kentucky	State Program	4	58	06-30-13
L-A-B	DoD ELAP		L2315	07-28-13
Minnesota	NELAP	5	039-999-348	12-31-13
Nevada	State Program	9	OH-000482008A	07-31-13
New Jersey	NELAP	2	OH001	06-30-13
New York	NELAP	2	10975	04-01-13
Ohio VAP	State Program	5	CL0024	01-19-14
Pennsylvania	NELAP	3	68-00340	08-31-13
Texas	NELAP	6		08-03-13
USDA	Federal		P330-11-00328	08-26-14
Virginia	NELAP	3	460175	09-14-13
Washington	State Program	10	C971	01-12-14
West Virginia DEP	State Program	3	210	12-31-13
Wisconsin	State Program	5	999518190	08-31-13

CHAIN OF CUSTODY RECORD

COC NO.: IN- 03065

PAGE ___ OF ___

(See Reverse Side for Instructions)

CONESTOGA-ROVERS & ASSOCIATES

6520 Corporate Drive, Indianapolis, Indiana 46278

Phone: (317) 291-7007 Fax: (317) 328-2666

Project No/ Phase/Task Code: 017324-T07	**Laboratory Name:** Test America	**Lab Location:** North Canton OH	**SSOW ID:** 017324-T07-017
Project Name: Former MTH	**Lab Contact:** Denise Heckler	**Lab Quote No:**	**Cooler No:**
Project Location: Muncie, IN			**Carrier:** Fedex
Chemistry Contact: Michael Richardson			**Airbill No:** 802791482451
Sampler(s): Sam Melecosky			**Date Shipped:** 03/14/13

Item	Sample Identification (Containers for each sample may be combined on one line)	Date (mm/dd/yy)	Time (hh:mm)	Matrix Code (see back of COC)	Grab (G) or Comp (C)	Unpreserved	Hydrochloric Acid (HCl)	Nitric Acid (HNO_3)	Sulfuric Acid (H_2SO_4)	Sodium Hydroxide (NaOH)	Methanol/Water (Soil VOC)	EnCores 3x5-g, 1x25-g	Other:	Total Containers/Sample	TAL VOC	TAL PCB	TAL metals	MS/MSD Request	Comments/ Special Instructions:
1	GW-017324-031413-SM-001	03/14/13	835	WG	G	2								2		X			
2	-002		945				9	2						11	X		X	X	MS/MSD
3	-003		950				3	1						4	X		X		
	-004		1035				3							3	X				
	-005		1150			4		1						5		X	X	X	MS/MSD
Page 43 of 45	GW-017324-031413-SM-006	03/14/13	1155	WG	G	2								2		X			
	TB-017324-031413-SM-001	03/14/13	1240	TB	G		3							3	X	X	X		
9																			
10																			
11																			
12																			
13																			
14																			
15																			

240-22052 Chain of Custody

TAT Required in business days (use separate COCs for different TATs):

☐ 1 Day ☐ 2 Days ☐ 3 Days ☐ 1 Week ☐ 2 Week ☐ Other:

Total Number of Containers: 30

All Samples in Cooler must be on COC

Notes/ Special Requirements:

Relinquished By	Company	Date	Time	Received By	Company	Date	Time
1.	CRA	3/14/13	1500	1.	TA	3/15/13	915
2.				2.			
3.				3.			

3/29/2013

THE CHAIN OF CUSTODY IS A LEGAL DOCUMENT – ALL FIELDS MUST BE COMPLETED ACCURATELY

Distribution: WHITE – Fully Executed Copy (CRA) YELLOW – Receiving Laboratory Copy PINK – Shipper GOLDENROD – Sampling Crew

CRA Form: COC-10A (20110804)

TestAmerica Canton Sample Receipt Form/Narrative Login # : 22052

Client CRA Site Name _____ By: [signature]

Cooler Received on 3-15-13 Opened on 3-15-13 (Signature)

FedEx: 1st Grd Exp UPS FAS Stetson Client Drop Off TestAmerica Courier Other _____

TestAmerica Cooler # _____ Foam Box Client Cooler Box Other _____

Packing material used: Bubble Wrap Foam Plastic Bag None Other _____

COOLANT: Wet Ice Blue Ice Dry Ice Water None

1. Cooler temperature upon receipt

IR GUN# 1	(CF –2 °C)	Observed Sample Temp. _____ °C	Corrected Sample Temp. _____ °C	
IR GUN# 4G	(CF 0 °C)	Observed Sample Temp. 5.6 °C	Corrected Sample Temp. 5.6 °C	☐ Multiple on Back
IR GUN# 5G	(CF 0 °C)	Observed Sample Temp. _____ °C	Corrected Sample Temp. _____ °C	
IR GUN# 8	(CF 0 °C)	Observed Sample Temp. _____ °C	Corrected Sample Temp. _____ °C	

2. Were custody seals on the outside of the cooler(s)?	If Yes Quantity _____	Yes (No)
-Were custody seals on the outside of the cooler(s) signed & dated?		Yes No (NA)
-Were custody seals on the bottle(s)?		Yes (No)
3. Shippers' packing slip attached to the cooler(s)?		(Yes) No
4. Did custody papers accompany the sample(s)?		(Yes) No
5. Were the custody papers relinquished & signed in the appropriate place?		(Yes) No
6. Did all bottles arrive in good condition (Unbroken)?		(Yes) No
7. Could all bottle labels be reconciled with the COC?		(Yes) No
8. Were correct bottle(s) used for the test(s) indicated?		(Yes) No
9. Sufficient quantity received to perform indicated analyses?		Yes (No)
10. Were sample(s) at the correct pH upon receipt?		(Yes) No NA
11. Were VOAs on the COC?		(Yes) No
12. Were air bubbles >6 mm in any VOA vials?		Yes (No) NA
13. Was a trip blank present in the cooler(s)?		(Yes) No

Contacted PM DDH Date 3/16/13 by TB via Verbal (Voice Mail) Other

Concerning #14

14. CHAIN OF CUSTODY & SAMPLE DISCREPANCIES

005

SM-~~005~~TB rec'd 1X250 metals for MS/MSD - insufficient volume, 4e PCB's sufficient volume for MS/MSD - will log MS/MSD on PCB's only

TB-SM-001 rec'd 3X40 only, COC=VOC's, PCB's, + Metals, no volume for ~~metals~~ PCB's - will log VOC's only

15. SAMPLE CONDITION

Sample(s) _____ were received after the recommended holding time had expired.

Sample(s) _____ were received in a broken container.

Sample(s) _____ were received with bubble >6 mm in diameter. (Notify PM)

16. SAMPLE PRESERVATION

Sample(s) _____ were further preserved in Sample Receiving to meet recommended pH level(s). Nitric Acid Lot# 031512-HNO3; Sulfuric Acid Lot# 051012-H2SO4; Sodium Hydroxide Lot# 121809 -NaOH; Hydrochloric Acid Lot# 041911-HCl; Sodium Hydroxide and Zinc Acetate Lot# 100108-(CH3COO)2ZN/NaOH. What time was preservative added to sample(s)? _____

Client ID	pH	Date	Initials
SM-002	<2, <2	3/16/13	TB
003	<2	"	"
005	<2	"	"

Cooler #	Observed Sample Temp. °C	Corrected Sample Temp. °C	IR #	Coolant

CONESTOGA-ROVERS & ASSOCIATES

6520 Corporate Drive
Indianapolis, Indiana 46278
Telephone: (317) 291-7007 Fax: (317) 328-2666
www.CRAworld.com

MEMORANDUM

TO:	Shannon Richardson	REF. NO.:	017324-T07
FROM:	Michael Richardson/ss/15 MR	DATE:	March 8, 2012
CC:	Jason Bergsma		

RE: Data Quality Assessment and Validation
Soil and Groundwater Investigation - November and December 2011
RACER Former MTM - Muncie, Indiana

The following details a quality assessment and validation of the analytical data resulting from the November and December 2011 collection of soil, groundwater, and quality control samples from the RACER Former Manual Transmissions of Muncie (MTM) in Muncie, Indiana. The sample summary detailing sample identification, sample location, quality control samples, and analytical parameters is presented in Table 1. Sample analysis was completed by TestAmerica Laboratories, Inc. of North Canton, Ohio (TA-NC) in accordance with the methodologies presented in Table 2.

The quality control criteria used to assess the data were established by the methods and the quality assurance project plan (QAPP). Application of quality assurance criteria was consistent with the following guidance documents:

i. "USEPA Contract Laboratory Program National Functional Guidelines for Organic Data Review", EPA 540/R-99/008, October 1999; and

ii. "USEPA Contract Laboratory Program National Functional Guidelines for Inorganic Review", EPA 540/R-94-013, February 1994.

These guidelines are collectively referred to as "NFGs" in this Memorandum.

Sample Quantitation

The laboratory reported detected concentrations of volatile organic compounds (VOC), semi-volatile organic compounds (SVOC), polychlorinated biphenyls (PCB), total petroleum hydrocarbons (TPH), and inorganics below the laboratory's report limit (RL) but above the laboratory's method detection limit (MDL). The laboratory flagged these sample concentrations with a "J". These concentrations should be qualified as estimated (J) values unless qualified otherwise in this memorandum.

The SVOC sample analysis resulted in a concentration reported in excess of the calibration range, which was flagged by the laboratory with an "E". This concentration should be qualified as an estimated (J)

concentration and should not be reported. The analytes with concentrations in excess of the calibration range were reanalyzed at appropriate dilutions; these values should be reported.

Sample Preservation and Holding Times

Sample holding time periods and preservation requirements are presented in Table 2.

The samples summarized in Table 3 should be qualified due to violation of sample holding time periods. The remaining samples, as indicated by the sample collection, extraction and analysis dates on the chain-of-custody forms and analytical reports provided by TA-NC, were prepared and analyzed within the required holding time periods.

The samples were shipped and maintained in accordance with the samples preservation requirements.

Method Blank Samples

Method blank samples are prepared from a purified sample matrix and are processed concurrently with investigative samples to assess the presence and the magnitude of sample contamination introduced during sample analysis. Method blank samples are analyzed at a minimum frequency of one per analytical batch and target analytes should be non-detect.

Several laboratory method blanks were reported with parameters detected but the associated sample concentrations were either non-detect or five (5) times greater than or ten (10) times greater than the method blank result; therefore, no qualification was required.

The samples presented in Table 4 should be qualified due to laboratory contamination. The laboratory flagged the concentrations with a "B", which may be disregarded. The remaining method blank samples were reported to be free from detectable levels of target analytes, indicating no additional laboratory-attributable contamination occurred.

Surrogate Compounds - Organic Analyses

Individual sample performance for organic analyses was monitored by assessing the results of surrogate compound percent recoveries. Surrogate percent recoveries are reviewed against the laboratory developed control limits provided in the analytical report.

Percent recoveries for one surrogate were outside of the recommended control criteria for several samples during SVOC analysis. However, data are not qualified with respect to surrogate recovery unless two or more surrogates are out of specification; no qualification of the sample results is necessary.

The SVOC and PCB surrogate recoveries could not be measured or evaluated in several samples due to dilutions required to successfully analyze the samples. No qualification of these samples was required.

The surrogate recovery acceptance criteria were met for all samples that could be evaluated with the exception of samples presented with qualifiers in Table 5.

Matrix Spike/Matrix Spike Duplicate Analyses

To assess the long term accuracy and precision of the analytical methods on various matrices, matrix spike/matrix spike duplicate (MS/MSD) percent recoveries and the relative percent difference (RPD) of the concentrations were determined. The organic MS/MSD percent recovery and RPD control limits are established by the laboratory. The inorganic control limits are defined by the methods and the NFG, which require recoveries between 75 to 125 percent with RPDs less than 20 percent for water samples and 35 percent for soil samples. The samples selected for MS/MSD analysis are identified in Table 1.

In some sample batches, no Site-specific samples were utilized as MS/MSDs; accuracy was verified by the analysis of the laboratory control sample (LCS). Qualification of samples associated with these MS/MSDs was not performed.

The samples that should be qualified due to violation of MS/MSD percent recovery criteria are outlined in Table 6. The MS/MSD percent recoveries and associated RPD acceptance criteria were met in the remaining sample analyses.

Laboratory Control Sample Analysis

The laboratory control sample (LCS) analyses serve as a monitor of the overall performance in all steps of the sample analysis and are analyzed with each sample batch. The LCS percent recoveries were evaluated against method and laboratory established control limits.

The LCS percent recoveries were within the laboratory control limits or did not warrant qualification, indicating that an acceptable level of overall performance was achieved with the exception of samples presented with qualifiers in Table 7.

Field Quality Assurance/Quality Control

The field quality assurance/quality control consisted of fifteen (15) field duplicate sample sets and six (6) trip blank samples.

Field Duplicate Samples

Overall precision for the sampling event and laboratory procedures was monitored using the results of the field duplicate sample sets. The RPDs associated with these duplicate samples must be less than 50 and 100 percent for water and soil samples, respectively. If the reported concentration in either the investigative sample or its duplicate is less than five times the RL, the evaluation criteria is one or two times the RL value for water and soil samples, respectively.

Table 8 presents the RPDs of detected analytes in duplicate sample sets with qualifiers. The remaining data indicated an adequate level of precision achieved for the sampling event.

Trip Blank Samples

To monitor potential cross-contamination of VOCs during aqueous sample transportation and storage, a trip blank was submitted to the laboratory for VOC analysis with each shipping cooler containing multiple samples.

The samples that should be qualified due to trip blank contamination are summarized in Table 9. No additional target analytes were reported as detected in the trip blank samples.

Overall Assessment

The data were found to exhibit acceptable levels of accuracy and precision, based on the provided information, and may be used with the qualifications noted with the exception of the following:

- VOC, SVOC, and metals data were rejected in a number of samples due to MS/MSD violations.

TABLE 1

SAMPLE COLLECTION AND ANALYSIS SUMMARY
SOIL AND GROUNDWATER INVESTIGATION - NOVEMBER/DECEMBER 2011
RACER FORMER MANUAL TRANSMISSIONS OF MUNCIE
MUNCIE, INDIANA

							Analysis/Parameters															
Sample Identification	*Sample Location*	*Sample Depth (ft bgs)*	*Matrix*	*QC Samples*	*Collection Date (mm/dd/yyyy)*	*Collection Time (hr:min)*	*TCL VOC*	*TCL SVOC*	*PCB*	*TAL Metals*	*Total Lead*	*Benzo(a)pyrene*	*TPH-GRO*	*TPH-DRO/ORO*	*TCLP VOC*	*TCLP SVOC*	*TCLP RCRA Metals*	*Cyanide, Total*	*Sulfide, Total*	*Corrosivity*	*Ignitibility*	*Paint Filter*
TA-NC Job ID: 240-6099-1																						
S-017324-111711-TP-001	MW46-11	1.4-2	Soil	-	11/17/2011	9:45	X															
S-017324-111711-TP-002	MW46-11	4-6	Soil	-	11/17/2011	10:00	X															
S-017324-111711-TP-003	MW46-11	8-9.5	Soil	-	11/17/2011	10:15	H															
S-017324-111711-TP-004	MW45-11	6-8	Soil	-	11/17/2011	14:30	X	X	X	X												
S-017324-111711-TP-005	MW45-11	12-14	Soil	-	11/17/2011	14:45	X	X	X	X												
TA-NC Job ID: 240-6184-1																						
S-017324-112111-TP-006	BH84-11	0-2	Soil	-	11/21/2011	8:45					X	X										
S-017324-112111-TP-007	BH84-11	2-4	Soil	-	11/21/2011	8:50					X	X										
S-017324-112111-TP-008	BH84-11	2-4	Soil	DUP (S-007)	11/21/2011	8:52					X	X										
S-017324-112111-TP-009	BH86-11	0-2	Soil	-	11/21/2011	9:10					X	X										
S-017324-112111-TP-010	BH86-11	2-4	Soil	-	11/21/2011	9:14					X	X										
S-017324-112111-TP-011	BH85-11	0-2	Soil	MS/MSD	11/21/2011	9:25					X	X										
S-017324-112111-TP-012	BH85-11	2-4	Soil	-	11/21/2011	9:28					X	X										
S-017324-112111-TP-013	BH83-11	0-2	Soil	-	11/21/2011	9:35					X											
S-017324-112111-TP-014	BH83-11	2-4	Soil	-	11/21/2011	9:38					X											
S-017324-112111-TP-015	BH53-11	0-2	Soil	-	11/21/2011	9:55					X											
S-017324-112111-TP-016	BH53-11	2-4	Soil	-	11/21/2011	9:58					X											
S-017324-112111-TP-017	BH57-11	0-2	Soil	-	11/21/2011	10:05					X											
S-017324-112111-TP-018	BH57-11	2-4	Soil	-	11/21/2011	10:09					X											
S-017324-112111-TP-019	BH39-11	0-2	Soil	-	11/21/2011	11:10					X											
S-017324-112111-TP-020	BH39-11	5-7	Soil	-	11/21/2011	11:13					X											
S-017324-112111-TP-021	BH39-11	7-9	Soil	-	11/21/2011	11:17					H											
S-017324-112111-TP-022	BH36-11	0-2	Soil	-	11/21/2011	13:25					X											
S-017324-112111-TP-023	BH36-11	5-7	Soil	-	11/21/2011	13:28					X											
S-017324-112111-TP-024	BH36-11	7-9	Soil	-	11/21/2011	13:31					H											
S-017324-112111-TP-025	BH37-11	0-2	Soil	-	11/21/2011	13:50					X											
S-017324-112111-TP-026	BH37-11	5-7	Soil	-	11/21/2011	13:54					X											
S-017324-112111-TP-027	BH37-11	7-9	Soil	-	11/21/2011	13:57					H											
S-017324-112111-TP-028	BH42-11	2-4	Soil	-	11/21/2011	14:10					X											
S-017324-112111-TP-029	BH42-11	5-7	Soil	-	11/21/2011	14:15					X											
S-017324-112111-TP-030	BH42-11	7-9	Soil	-	11/21/2011	14:17					H											
S-017324-112111-TP-031	BH41-11	0-2	Soil	-	11/21/2011	14:32					X											
S-017324-112111-TP-032	BH41-11	0-2	Soil	DUP (S-031)	11/21/2011	14:34					X											
S-017324-112111-TP-033	BH41-11	5-7	Soil	-	11/21/2011	14:51					X											
S-017324-112111-TP-034	BH41-11	7-9	Soil	-	11/21/2011	14:55					H											
S-017324-112111-TP-035	BH40-11	0-2	Soil	-	11/21/2011	15:05					X											
S-017324-112111-TP-036	BH40-11	5-7	Soil	MS/MSD	11/21/2011	15:09					X											
S-017324-112111-TP-037	BH40-11	7-9	Soil	-	11/21/2011	15:11					H											
TA-NC Job ID: 240-6200-1																						
S-017324-112111-TP-038	BH43-11	0-2	Soil	-	11/21/2011	15:25					X											
S-017324-112111-TP-039	BH43-11	5-7	Soil	-	11/21/2011	15:30					X											
S-017324-112111-TP-040	BH43-11	7-9	Soil	-	11/21/2011	15:35					H											
S-017324-112111-TP-041	BH56-11	0-2	Soil	-	11/21/2011	15:47					X											
S-017324-112111-TP-042	BH56-11	2-4	Soil	-	11/21/2011	15:50					X											
S-017324-112111-TP-043	BH52-11	0-2	Soil	-	11/21/2011	15:56					X											
S-017324-112111-TP-044	BH52-11	2-4	Soil	-	11/21/2011	15:58					X											
S-017324-112111-TP-045	BH51-11	0-2	Soil	-	11/21/2011	16:05					X											
S-017324-112111-TP-046	BH51-11	2-4	Soil	-	11/21/2011	16:08					X											
S-017324-112111-TP-047	BH55-11	0-2	Soil	-	11/21/2011	16:15					X											

TABLE 1

SAMPLE COLLECTION AND ANALYSIS SUMMARY
SOIL AND GROUNDWATER INVESTIGATION - NOVEMBER/DECEMBER 2011
RACER FORMER MANUAL TRANSMISSIONS OF MUNCIE
MUNCIE, INDIANA

							Analysis/Parameters															
Sample Identification	*Sample Location*	*Sample Depth (ft bgs)*	*Matrix*	*QC Samples*	*Collection Date (mm/dd/yyyy)*	*Collection Time (hr:min)*	*TCL VOC*	*TCL SVOC*	*PCB*	*TAL Metals*	*Total Lead*	*Benzo(a)pyrene*	*TPH-GRO*	*TPH-DRO/ORO*	*TCLP VOC*	*TCLP SVOC*	*TCLP RCRA Metals*	*Cyanide, Total*	*Sulfide, Total*	*Corrosivity*	*Ignitibility*	*Paint Filter*
S-017324-112111-TP-048	BH55-11	2-4	Soil	-	11/21/2011	16:20					X											
S-017324-112111-TP-049	BH54-11	0-2	Soil	-	11/21/2011	16:25					X											
S-017324-112111-TP-050	BH54-11	2-4	Soil	-	11/21/2011	16:29					X											
S-017324-112111-TP-051	BH48-11	0-2	Soil	-	11/21/2011	16:50					X											
S-017324-112111-TP-052	BH48-11	2-4	Soil	-	11/21/2011	16:54					X											
S-017324-112111-TP-053	BH48-11	14-16	Soil	-	11/21/2011	17:07					H											
TA-NC Job ID: 240-6243-1																						
S-017324-112211-TP-054	BH50-11	0-2	Soil	-	11/22/2011	7:30					X											
S-017324-112211-TP-055	BH50-11	2-4	Soil	-	11/22/2011	7:33					X											
S-017324-112211-TP-056	BH50-11	2-4	Soil	DUP (S-055)	11/22/2011	7:34					X											
S-017324-112211-TP-057	BH50-11	16-18	Soil	-	11/22/2011	7:45					H											
S-017324-112211-TP-058	BH49-11	0-2	Soil	-	11/22/2011	9:40					X											
S-017324-112211-TP-059	BH49-11	2-4	Soil	MS/MSD	11/22/2011	9:43					X											
S-017324-112211-TP-060	BH49-11	18-20	Soil	-	11/22/2011	10:24					H											
S-017324-112211-TP-061	BH47-11	0-2	Soil	-	11/22/2011	10:43					X											
S-017324-112211-TP-062	BH47-11	2-4	Soil	-	11/22/2011	10:46					X											
S-017324-112211-TP-063	BH47-11	12-14	Soil	-	11/22/2011	11:15					H											
S-017324-112211-TP-064	BH46-11	0-2	Soil	-	11/22/2011	12:45					X											
S-017324-112211-TP-065	BH46-11	2-4	Soil	-	11/22/2011	12:50					X											
S-017324-112211-TP-066	BH46-11	12-14	Soil	-	11/22/2011	13:05					H											
S-017324-112211-TP-067	BH45-11	0-2	Soil	-	11/22/2011	13:25					X											
S-017324-112211-TP-068	BH45-11	2-4	Soil	-	11/22/2011	13:28					X											
S-017324-112211-TP-069	BH45-11	10-12	Soil	-	11/22/2011	0:00					H											
S-017324-112211-TP-070	BH44-11	0-2	Soil	-	11/22/2011	0:00					X											
S-017324-112211-TP-071	BH44-11	2-4	Soil	-	11/22/2011	0:00					X											
S-017324-112211-TP-072	BH44-11	18-20	Soil	-	11/22/2011	0:00					H											
S-017324-112211-TP-073	BH6-11	10-12	Soil	-	11/22/2011	0:00	X	X	X	X												
S-017324-112211-TP-074	BH6-11	10-12	Soil	DUP (S-073)	11/22/2011	0:00	X	X	X	X												
S-017324-112211-TP-075	BH4-11	10-12	Soil	-	11/22/2011	0:00	X	X	X	X												
TA-NC Job ID: 240-6243-3																						
S-017324-112211-TP-071	BH44-11	2-4	Soil	-	11/22/2011	0:00				X												
TA-NC Job ID: 240-6243-4																						
S-017324-112211-TP-072	BH44-11	18-20	Soil	-	11/22/2011	0:00					X											
TA-NC Job ID: 240-6291-1																						
S-017324-112311-TP-076	BH3-11	8-10	Soil	-	11/23/2011	7:55	X	X	X	X												
S-017324-112311-TP-077	BH5-11	6-8	Soil	-	11/23/2011	8:25	X	X	X	X												
S-017324-112311-TP-078	BH5-11	18-20	Soil	MS/MSD	11/23/2011	8:55	X	X	X	X												
S-017324-112311-TP-079	BH26-11	2-4	Soil	-	11/23/2011	9:45	X	X	X	X												
S-017324-112311-TP-080	BH26-11	6-8	Soil	-	11/23/2011	9:55	X	X	X	X												
S-017324-112311-TP-081	BH21-11	2-4	Soil	-	11/23/2011	10:25	X	X	X	X												
S-017324-112311-TP-082	BH21-11	8-10	Soil	-	11/23/2011	10:35	X	X	X	X												
S-017324-112311-TP-083	BH82-11	2-4	Soil	-	11/23/2011	10:57			X	X												
S-017324-112311-TP-084	BH82-11	4-6	Soil	-	11/23/2011	11:04			X	X												
S-017324-112311-TP-085	BH22-11	4-6	Soil	-	11/23/2011	11:34	X	X	X	X												
S-017324-112311-TP-086	BH22-11	10-12	Soil	-	11/23/2011	11:45	X	X	X	X												
S-017324-112311-TP-087	BH24-11	8-10	Soil	-	11/23/2011	13:30	X	X	X	X												
S-017324-112311-TP-088	BH24-11	12-14	Soil	-	11/23/2011	13:40	X	X	X	X												
S-017324-112311-TP-089	BH91-11	4-6	Soil	-	11/23/2011	14:10	X	X	X	X												
S-017324-112311-TP-090	BH91-11	10-12	Soil	-	11/23/2011	14:20	X	X	X	X												
S-017324-112311-TP-091	BH25-11	2-4	Soil	-	11/23/2011	14:45	X	X	X	X												
S-017324-112311-TP-092	BH25-11	10-12	Soil	-	11/23/2011	14:55	X	X	X	X												

TABLE 1

SAMPLE COLLECTION AND ANALYSIS SUMMARY
SOIL AND GROUNDWATER INVESTIGATION - NOVEMBER/DECEMBER 2011
RACER FORMER MANUAL TRANSMISSIONS OF MUNCIE
MUNCIE, INDIANA

							Analysis/Parameters															
Sample Identification	*Sample Location*	*Sample Depth (ft bgs)*	*Matrix*	*QC Samples*	*Collection Date (mm/dd/yyyy)*	*Collection Time (hr:min)*	*TCL VOC*	*TCL SVOC*	*PCB*	*TAL Metals*	*Total Lead*	*Benzo(a)pyrene*	*TPH-GRO*	*TPH-DRO/ORO*	*TCLP VOC*	*TCLP SVOC*	*TCLP RCRA Metals*	*Cyanide, Total*	*Sulfide, Total*	*Corrosivity*	*Ignitibility*	*Paint Filter*
TA-NC Job ID: 240-6309-1																						
S-017324-112811-TP-093	BH90-11	0-2	Soil	-	11/28/2011	11:00	X	X	X	X												
S-017324-112811-TP-094	BH90-11	6-8	Soil	-	11/28/2011	11:10	X	X	X	X												
S-017324-112811-TP-095	BH96-11	1-3	Soil	-	11/28/2011	11:35	X	X	X	X												
S-017324-112811-TP-096	BH96-11	1-3	Soil	DUP (S-095)	11/28/2011	11:39	X	X	X	X												
S-017324-112811-TP-097	BH96-11	6-8	Soil	-	11/28/2011	11:54	X	X	X	X												
S-017324-112811-TP-098	BH95-11	1-2	Soil	-	11/28/2011	13:00	X	X	X	X												
S-017324-112811-TP-099	BH30-11	2-4	Soil	MS/MSD	11/28/2011	13:35	X	X	X	X												
S-017324-112811-TP-100	BH30-11	10-12	Soil	-	11/28/2011	13:50	X	X	X	X												
S-017324-112811-TP-101	BH92-11	6-8	Soil	-	11/28/2011	14:25	X	X	X	X												
S-017324-112811-TP-102	BH29-11	8-10	Soil	-	11/28/2011	14:55	X	X	X	X												
S-017324-112811-TP-103	BH29-11	14-16	Soil	-	11/28/2011	15:05	X	X	X	X												
S-017324-112811-TP-104	BH71-11	1-2	Soil	-	11/28/2011	15:35			X	X												
S-017324-112811-TP-105	BH71-11	4-6	Soil	-	11/28/2011	15:40			X	X												
S-017324-112811-TP-106	BH72-11	1-2	Soil	-	11/28/2011	15:55			X	X												
S-017324-112811-TP-107	BH58-11	1-2	Soil	-	11/28/2011	16:15			X	X												
S-017324-112811-TP-108	BH58-11	6-8	Soil	-	11/28/2011	16:23			X	X												
S-017324-112811-TP-109	BH69-11	1-2	Soil	-	11/28/2011	16:40			X	X												
S-017324-112811-TP-110	BH69-11	8-10	Soil	-	11/28/2011	16:45			X	X												
S-017324-112811-TP-111	BH70-11	1-2	Soil	-	11/28/2011	16:55			X	X												
S-017324-112811-TP-112	BH70-11	6-8	Soil	-	11/28/2011	17:00			X	X												
TA-NC Job ID: 240-6361-1																						
S-017324-112911-TP-113	BH94-11	3-5	Soil	-	11/29/2011	8:10	X	X	X	X												
S-017324-112911-TP-114	BH94-11	3-5	Soil	DUP (S-113)	11/29/2011	8:15	X	X	X	X												
S-017324-112911-TP-115	BH94-11	8-10	Soil	-	11/29/2011	8:30	X	X	X	X												
S-017324-112911-TP-116	BH59-11	1-2	Soil	MS/MSD	11/29/2011	8:55	X	X	X	X												
S-017324-112911-TP-117	BH59-11	12-14	Soil	-	11/29/2011	9:20	X	X	X	X												
S-017324-112911-TP-118	BH93-11	3-5	Soil	-	11/29/2011	9:45	X	X	X	X												
S-017324-112911-TP-119	BH93-11	8-10	Soil	-	11/29/2011	9:55	X	X	X	X												
S-017324-112911-TP-120	BH68-11	1-2	Soil	-	11/29/2011	10:15	X	X	X	X												
S-017324-112911-TP-121	BH68-11	6-8	Soil	-	11/29/2011	10:25	X	X	X	X												
S-017324-112911-TP-122	BH68-11	10-12	Soil	-	11/29/2011	10:35	X	X	X	X												
S-017324-112911-TP-123	BH67-11	1-2	Soil	-	11/29/2011	10:55	X	X	X	X												
S-017324-112911-TP-124	BH66-11	1-2	Soil	-	11/29/2011	11:20	X	X		X												
S-017324-112911-TP-125	BH66-11	8-10	Soil	-	11/29/2011	11:30	X	X		X												
S-017324-112911-TP-126	BH65-11	1-2	Soil	-	11/29/2011	11:50	X	X		X												
S-017324-112911-TP-127	BH65-11	6-8	Soil	-	11/29/2011	12:00	X	X		X												
S-017324-112911-TP-128	BH63-11	1-2	Soil	-	11/29/2011	12:20	X	X		X												
S-017324-112911-TP-129	BH63-11	14-15	Soil	-	11/29/2011	12:40	X	X		X												
S-017324-112911-TP-130	BH64-11	1-2	Soil	-	11/29/2011	14:00	X	X		X												
S-017324-112911-TP-131	BH64-11	4-6	Soil	-	11/29/2011	14:10	X	X		X												
S-017324-112911-TP-132	BH62-11	1-2	Soil	-	11/29/2011	14:55	X	X	X	X												
S-017324-112911-TP-133	BH62-11	6-8	Soil	-	11/29/2011	15:05	X	X	X	X												
S-017324-112911-TP-134	BH1-11	1-2	Soil	-	11/29/2011	15:25	X	X	X	X												
S-017324-112911-TP-135	BH1-11	6-8	Soil	-	11/29/2011	15:35	X	X	X	X												
S-017324-112911-TP-136	BH1-11	8-10	Soil	-	11/29/2011	15:45	X	X	X	X												

TABLE 1

SAMPLE COLLECTION AND ANALYSIS SUMMARY
SOIL AND GROUNDWATER INVESTIGATION - NOVEMBER/DECEMBER 2011
RACER FORMER MANUAL TRANSMISSIONS OF MUNCIE
MUNCIE, INDIANA

							Analysis/Parameters															
Sample Identification	*Sample Location*	*Sample Depth (ft bgs)*	*Matrix*	*QC Samples*	*Collection Date (mm/dd/yyyy)*	*Collection Time (hr:min)*	*TCL VOC*	*TCL SVOC*	*PCB*	*TAL Metals*	*Total Lead*	*Benzo(a)pyrene*	*TPH-GRO*	*TPH-DRO/ORO*	*TCLP VOC*	*TCLP SVOC*	*TCLP RCRA Metals*	*Cyanide, Total*	*Sulfide, Total*	*Corrosivity*	*Ignitibility*	*Paint Filter*
TA-NC Job ID: 240-6402-1																						
S-017324-113011-TP-137	BH2-11	6-8	Soil	-	11/30/2011	9:40	X	X	X	X												
S-017324-113011-TP-138	BH2-11	6-8	Soil	DUP (S-137)	11/30/2011	9:45	X	X	X	X												
S-017324-113011-TP-139	BH2-11	8-10	Soil	-	11/30/2011	9:55	X	X	X	X												
S-017324-113011-TP-140	BH20-11	2-4	Soil	MS/MSD	11/30/2011	10:35	X	X	X	X												
S-017324-113011-TP-141	BH20-11	6-8	Soil	-	11/30/2011	10:50	X	X	X	X												
S-017324-113011-TP-142	BH20-11	8-10	Soil	-	11/30/2011	11:00	X	X	X	X												
S-017324-113011-TP-143	BH19-11	10-12	Soil	-	11/30/2011	11:55		X	X	X			X									
S-017324-113011-TP-144	BH19-11	4-6	Soil	-	11/30/2011	12:05		H					H	H								
S-017324-113011-TP-145	BH18-11	4-6	Soil	-	11/30/2011	12:35		H					H	H								
S-017324-113011-TP-146	BH18-11	10-12	Soil	-	11/30/2011	12:40		X					X	X								
S-017324-113011-TP-147	BH17-11	0-2	Soil	-	11/30/2011	14:10		X					X	X								
S-017324-113011-TP-148	BH17-11	8-10	Soil	-	11/30/2011	14:15		X					X	X								
S-017324-113011-TP-149	BH17-11	12-14	Soil	-	11/30/2011	14:20		H					H	H								
S-017324-113011-TP-150	BH16-11	2-4	Soil	-	11/30/2011	15:05		H					H	H								
S-017324-113011-TP-151	BH16-11	14-16	Soil	-	11/30/2011	15:20		X					X	X								
S-017324-113011-TP-152	BH16-11	14-16	Soil	DUP (S-151)	11/30/2011	15:25		X					X	X								
S-017324-113011-TP-153	BH15-11	0-2	Soil	-	11/30/2011	15:45		X					X	X								
S-017324-113011-TP-154	BH15-11	4-6	Soil	MS/MSD	11/30/2011	15:55		X					X	X								
S-017324-113011-TP-155	BH15-11	8-10	Soil	-	11/30/2011	16:05		H					H	H								
S-017324-113011-TP-156	BH14-11	2-4	Soil	-	11/30/2011	16:50		X					X	X								
S-017324-113011-TP-157	BH14-11	5-10	Soil	-	11/30/2011	17:00		X					X	X								
S-017324-113011-TP-158	BH14-11	14-16	Soil	-	11/30/2011	17:10		H					H	H								
S-017324-113011-TP-159	BH13-11	0-2	Soil	-	11/30/2011	17:20		X					X	X								
S-017324-113011-TP-160	BH13-11	8-10	Soil	-	11/30/2011	17:30		X					X	X								
S-017324-113011-TP-161	BH13-11	16-18	Soil	-	11/30/2011	17:40		X					X	X								
TA-NC Job ID: 240-6402-2																						
S-017324-113011-TP-145	BH18-11	4-6	Soil	-	11/30/2011	12:35		X					X	X								
S-017324-113011-TP-150	BH16-11	2-4	Soil	-	11/30/2011	15:05		X					X	X								
TA-NC Job ID: 240-6462-1																						
S-017324-120111-TP-162	BH12-11	2-4	Soil	-	12/1/2011	8:05		X					X	X								
S-017324-120111-TP-163	BH12-11	8-10	Soil	MS/MSD	12/1/2011	8:15		X					X	X								
S-017324-120111-TP-164	BH12-11	12-14	Soil	-	12/1/2011	8:25		H					H	H								
S-017324-120111-TP-165	BH11-11	14-16	Soil	-	12/1/2011	9:05		H					H	H								
S-017324-120111-TP-166	BH11-11	16-18	Soil	-	12/1/2011	9:15		X					X	X								
S-017324-120111-TP-167	BH11-11	16-18	Soil	DUP (S-166)	12/1/2011	9:25		X					X	X								
S-017324-120111-TP-168	BH10-11	2-4	Soil	-	12/1/2011	9:45		X					X	X								
S-017324-120111-TP-169	BH10-11	6-8	Soil	-	12/1/2011	9:50		X					X	X								
S-017324-120111-TP-170	BH10-11	12-14	Soil	-	12/1/2011	9:55		H					H	H								
S-017324-120111-TP-171	BH9-11	0-2	Soil	-	12/1/2011	10:25		X					X	X								
S-017324-120111-TP-172	BH9-11	6-8	Soil	-	12/1/2011	10:35		X					X	X								
S-017324-120111-TP-173	BH9-11	14-16	Soil	-	12/1/2011	10:45		H					H	H								
S-017324-120111-TP-174	BH8-11	2-4	Soil	-	12/1/2011	11:10		X					X	X								

TABLE 1

SAMPLE COLLECTION AND ANALYSIS SUMMARY
SOIL AND GROUNDWATER INVESTIGATION - NOVEMBER/DECEMBER 2011
RACER FORMER MANUAL TRANSMISSIONS OF MUNCIE
MUNCIE, INDIANA

							Analysis/Parameters															
Sample Identification	*Sample Location*	*Sample Depth (ft bgs)*	*Matrix*	*QC Samples*	*Collection Date (mm/dd/yyyy)*	*Collection Time (hr:min)*	*TCL VOC*	*TCL SVOC*	*PCB*	*TAL Metals*	*Total Lead*	*Benzo(a)pyrene*	*TPH-GRO*	*TPH-DRO/ORO*	*TCLP VOC*	*TCLP SVOC*	*TCLP RCRA Metals*	*Cyanide, Total*	*Sulfide, Total*	*Corrosivity*	*Ignitibility*	*Paint Filter*
S-017324-120111-TP-175	BH8-11	6-8	Soil	-	12/1/2011	11:20		X					X	X								
S-017324-120111-TP-176	BH8-11	12-14	Soil	-	12/1/2011	11:30		H					H	H								
S-017324-120111-TP-177	BH32-11	2-4	Soil	-	12/1/2011	12:00	X	X	X	X												
S-017324-120111-TP-178	BH32-11	5-10	Soil	-	12/1/2011	12:10	X	X	X	X												
S-017324-120111-TP-179	BH81-11	3-5	Soil	-	12/1/2011	13:25			X	X												
S-017324-120111-TP-180	BH81-11	9-10	Soil	-	12/1/2011	13:28			X	X												
S-017324-120111-TP-181	BH79-11	4-6	Soil	-	12/1/2011	13:40			X	X												
S-017324-120111-TP-182	BH79-11	8-10	Soil	-	12/1/2011	13:42			X	X												
S-017324-120111-TP-183	BH80-11	3-5	Soil	-	12/1/2011	13:52			X	X												
S-017324-120111-TP-184	BH80-11	7-9	Soil	-	12/1/2011	13:55			X	X												
S-017324-120111-TP-185	BH89-11	9-11	Soil	-	12/1/2011	14:40	X	X	X	X												
S-017324-120111-TP-186	BH89-11	15-17	Soil	-	12/1/2011	14:50	X	X	X	X												
S-017324-120111-TP-187	BH78-11	5-7	Soil	-	12/1/2011	15:35			X	X												
S-017324-120111-TP-188	BH78-11	11-13	Soil	-	12/1/2011	15:40			X	X												
S-017324-120111-TP-189	BH76-11	0-2	Soil	-	12/1/2011	15:55	X	X	X	X												
S-017324-120111-TP-190	BH77-11	0-2	Soil	-	12/1/2011	16:10	X	X	X	X												
S-017324-120111-TP-191	BH28-11	4-6	Soil	-	12/1/2011	16:45	X	X	X	X												
S-017324-120111-TP-192	BH28-11	12-14	Soil	-	12/1/2011	16:55	X	X	X	X												
TA-NC Job ID: 240-6462-2																						
S-017324-120111-TP-165	BH11-11	14-16	Soil	-	12/1/2011	9:05		X					X	X								
TA-NC Job ID: 240-6481-1																						
S-017324-120211-TP-193	BH27-11	4-6	Soil	-	12/2/2011	7:55	X	X	X	X												
S-017324-120211-TP-194	BH27-11	10-12	Soil	-	12/2/2011	8:05	X	X	X	X												
S-017324-120211-TP-195	BH31-11	4-6	Soil	-	12/2/2011	8:20	X	X	X	X												
S-017324-120211-TP-196	BH31-11	10-12	Soil	-	12/2/2011	8:25	X	X	X	X												
S-017324-120211-TP-197	BH31-11	10-12	Soil	DUP (S-196)	12/2/2011	8:30	X	X	X	X												
S-017324-120211-TP-198	BH87-11	3-8	Soil	-	12/2/2011	9:05	X	X	X	X												
S-017324-120211-TP-199	BH87-11	9-11	Soil	MS/MSD	12/2/2011	9:15	X	X	X	X												
S-017324-120211-TP-200	BH74-11	1-3	Soil	-	12/2/2011	9:45	X	X	X	X												
S-017324-120211-TP-201	BH74-11	11-13	Soil	-	12/2/2011	9:55	X	X	X	X												
S-017324-120211-TP-202	BH73-11	14-16	Soil	-	12/2/2011	10:30	X	X	X	X												
S-017324-120211-TP-203	BH73-11	18-20	Soil	-	12/2/2011	10:40	X	X	X	X												
S-017324-120211-TP-204	BH75-11	4-6	Soil	-	12/2/2011	11:10	X	X	X	X												
S-017324-120211-TP-205	BH75-11	12-14	Soil	-	12/2/2011	11:30	X	X	X	X												
TA-NC Job ID: 240-6596-1																						
SS-017324-120611-TP-206	SS1-11	0-0.5	Soil	-	12/6/2011	10:15					X											
SS-017324-120611-TP-207	SS2-11	0-0.5	Soil	-	12/6/2011	10:25					X											
SS-017324-120611-TP-208	SS3-11	0-0.5	Soil	-	12/6/2011	10:35					X											
SS-017324-120611-TP-209	SS4-11	0-0.5	Soil	-	12/6/2011	10:45					X											
SS-017324-120611-TP-210	SS5-11	0-0.5	Soil	-	12/6/2011	11:05					X											
SS-017324-120611-TP-211	SS6-11	0-0.5	Soil	-	12/6/2011	11:15					X											
SS-017324-120611-TP-212	SS7-11	0-0.5	Soil	MS/MSD	12/6/2011	11:25					X											
SS-017324-120611-TP-213	SS8-11	0-0.5	Soil	-	12/6/2011	12:15					X											
SS-017324-120611-TP-214	SS8-11	0-0.5	Soil	DUP (SS-213)	12/6/2011	12:25					X											
SS-017324-120611-TP-215	SS9-11	0-0.5	Soil	-	12/6/2011	12:35					X											
SS-017324-120611-TP-216	SS10-11	0-0.5	Soil	-	12/6/2011	12:45					X											
SS-017324-120611-TP-217	SS11-11	0-0.5	Soil	-	12/6/2011	12:55					X											

TABLE 1

SAMPLE COLLECTION AND ANALYSIS SUMMARY
SOIL AND GROUNDWATER INVESTIGATION - NOVEMBER/DECEMBER 2011
RACER FORMER MANUAL TRANSMISSIONS OF MUNCIE
MUNCIE, INDIANA

							Analysis/Parameters																
Sample Identification	*Sample Location*	*Sample Depth (ft bgs)*	*Matrix*	*QC Samples*	*Collection Date (mm/dd/yyyy)*	*Collection Time (hr:min)*	*TCL VOC*	*TCL SVOC*	*PCB*	*TAL Metals*	*Total Lead*	*Benzo(a)pyrene*	*TPH-GRO*	*TPH-DRO/ORO*	*TCLP VOC*	*TCLP SVOC*	*TCLP RCRA Metals*	*Cyanide, Total*	*Sulfide, Total*	*Corrosivity*	*Ignitibility*	*Paint Filter*
TA-NC Job ID: 240-6646-1																						
GW-17324-120611-EM-001	MW-12	-	Groundwater	-	12/6/2011	9:50	X		X													
GW-17324-120611-EM-002	MW-25	-	Groundwater	-	12/6/2011	11:05	X															
GW-17324-120611-EM-003	MW-3	-	Groundwater	-	12/6/2011	12:55	X															
GW-17324-120611-EM-004	MW-4	-	Groundwater	-	12/6/2011	13:40	X		X													
GW-17324-120611-EM-005	MW-29	-	Groundwater	-	12/6/2011	14:55	X															
GW-17324-120611-EM-006	MW-17	-	Groundwater	-	12/6/2011	9:40	X															
GW-17324-120611-EM-007	MW-15	-	Groundwater	-	12/6/2011	11:10	X															
GW-17324-120611-EM-008	MW50-11	-	Groundwater	-	12/6/2011	12:45	X															
GW-17324-120611-EM-009	MW49-11	-	Groundwater	-	12/6/2011	15:05	X															
GW-17324-120611-EM-010	PW-02	-	Groundwater	-	12/6/2011	16:20	X															
GW-17324-120611-EM-011	MW-16	-	Groundwater	-	12/6/2011	16:30	X															
GW-17324-120711-EM-012	MW-21A	-	Groundwater	-	12/7/2011	9:45	X		X													
GW-17324-120711-EM-013	MW-21A	-	Groundwater	DUP (GW-012)	12/7/2011	10:00	X		X													
GW-17324-120711-EM-014	MW-39CRA	-	Groundwater	-	12/7/2011	11:20	X															
GW-17324-120711-EM-015	MW47-11	-	Groundwater	-	12/7/2011	12:25	X															
GW-17324-120711-EM-016	MW45-11	-	Groundwater	MS/MSD	12/7/2011	14:50	X	X	X	X												
GW-17324-120711-EM-017	PW-01	-	Groundwater	-	12/7/2011	9:40	X															
GW-17324-120711-EM-018	MW-27	-	Groundwater	-	12/7/2011	10:50	X															
GW-17324-120711-EM-019	MW-26	-	Groundwater	-	12/7/2011	12:25	X															
GW-17324-120711-EM-020	MW-5	-	Groundwater	-	12/7/2011	14:15	X		X													
GW-17324-120711-EM-021	MW-5	-	Groundwater	DUP (GW-020)	12/7/2011	14:50	X		X													
GW-17324-120711-EM-022	MW-28	-	Groundwater	-	12/7/2011	15:40	X															
GW-17324-120711-EM-023	MW-30	-	Groundwater	-	12/7/2011	16:40	X															
GW-17324-120711-EM-024	MW-11	-	Groundwater	-	12/7/2011	17:20	X		X													
GW-17324-120711-EM-025	MW-33	-	Groundwater	-	12/7/2011	17:35	X															
TB-17324-120711-EM	-	-	Lab DI Water	Trip Blank	12/7/2011	-	X															
TA-NC Job ID: 240-6640-1																						
WB-017324-120711-TP-001	BH1-11	-	Borehole Water	MS/MSD	12/7/2011	9:25	X			X												
WB-017324-120711-TP-002	BH2-11	-	Borehole Water	-	12/7/2011	10:15	X			X												
WB-017324-120711-TP-003	BH62-11	-	Borehole Water	-	12/7/2011	11:10	X	X	X	X												
WB-017324-120711-TP-004	BH62-11	-	Borehole Water	DUP (WB-003)	12/7/2011	11:20	X	X	X	X												
TB-017324-120711-TP-001	-	-	Lab DI Water	Trip Blank	12/7/2011	11:30	X															
WS-017324-120711-TP-001	Waste Characterization	-	Waste Soil	-	12/7/2011	14:25			X						X	X	X	X	X	X	X	X
WS-017324-120711-TP-002	Waste Characterization	-	Waste Soil	-	12/7/2011	14:50			X						X	X	X	X	X	X	X	X
WS-017324-120711-TP-003	Waste Characterization	-	Waste Soil	-	12/7/2011	15:30			X						X	X	X	X	X	X	X	X
WW-017324-120711-TP-001	Waste Characterization	-	Wastewater	-	12/7/2011	12:30	X	X	X	X								X	X	X	X	
WW-017324-120711-TP-002	Waste Characterization	-	Wastewater	-	12/7/2011	13:00	X	X	X	X								X	X	X	X	
TB-017324-120711-TP-002	-	-	Lab DI Water	Trip Blank	12/7/2011	13:30	X															
TA-NC Job ID: 240-6710-1																						
GW-17324-120811-EM-026	MW44-11	-	Groundwater	-	12/8/2011	11:00	X		X													
GW-17324-120811-EM-027	MW-23	-	Groundwater	-	12/8/2011	12:45	X															
GW-17324-120811-EM-028	MW-22	-	Groundwater	-	12/8/2011	13:15	X															
GW-17324-120811-EM-029	MW-35	-	Groundwater	-	12/8/2011	14:10	X															
GW-17324-120811-EM-030	MW-31	-	Groundwater	-	12/8/2011	15:40	X		X													
GW-17324-120811-EM-031	MW-34	-	Groundwater	MS/MSD	12/8/2011	15:45	X															
GW-17324-120811-EM-032	MW-24	-	Groundwater	-	12/8/2011	17:15	X															
GW-17324-120811-EM-033	MW-24	-	Groundwater	DUP (GW-032)	12/8/2011	17:25	X															
GW-17324-120811-EM-034	MW-36	-	Groundwater	-	12/8/2011	17:35	X															
TB-17324-120811-EM	-	-	Lab DI Water	Trip Blank	12/8/2011	-	X															

TABLE 1

SAMPLE COLLECTION AND ANALYSIS SUMMARY
SOIL AND GROUNDWATER INVESTIGATION - NOVEMBER/DECEMBER 2011
RACER FORMER MANUAL TRANSMISSIONS OF MUNCIE
MUNCIE, INDIANA

							Analysis/Parameters															
Sample Identification	*Sample Location*	*Sample Depth (ft bgs)*	*Matrix*	*QC Samples*	*Collection Date (mm/dd/yyyy)*	*Collection Time (hr:min)*	*TCL VOC*	*TCL SVOC*	*PCB*	*TAL Metals*	*Total Lead*	*Benzo(a)pyrene*	*TPH-GRO*	*TPH-DRO/ORO*	*TCLP VOC*	*TCLP SVOC*	*TCLP RCRA Metals*	*Cyanide, Total*	*Sulfide, Total*	*Corrosivity*	*Ignitibility*	*Paint Filter*
TA-NC Job ID: 240-6762-1																						
GW-17324-120911-EM-035	MW40-11	-	Groundwater	-	12/9/2011	9:35	X															
GW-17324-120911-EM-036	MW41-11	-	Groundwater	-	12/9/2011	11:30	X															
GW-17324-120911-EM-037	MW42-11	-	Groundwater	-	12/9/2011	13:15	X															
GW-17324-120911-EM-038	MW43-11	-	Groundwater	-	12/9/2011	14:50	X															
GW-17324-120911-EM-039	MW48-11	-	Groundwater	-	12/9/2011	9:00	X															
GW-17324-120911-EM-040	MW-19	-	Groundwater	-	12/9/2011	10:20	X	X	X	X												
GW-17324-120911-EM-041	MW46-11	-	Groundwater	-	12/9/2011	12:00	X															
GW-17324-120911-EM-042	MW51-11	-	Groundwater	-	12/9/2011	13:25	X															
GW-17324-120911-EM-043	MW-20	-	Groundwater	MS/MSD	12/9/2011	14:50	X		X													
GW-17324-120911-EM-044	MW-9	-	Groundwater	-	12/9/2011	16:45	X															
GW-17324-120911-EM-045	MW-38CRA	-	Groundwater	-	12/9/2011	16:20	X															
TB-17324-120911-EM	-	-	Lab DI Water	Trip Blank	12/9/2011	-	X															
TA-NC Job ID: 240-6710-1																						
GW-017324-121511-TP-01	MW-8	-	Groundwater	-	12/15/2011	13:42	X															
TB-017324-121511-TP-01	-	-	Lab DI Water	Trip Blank	12/15/2011	15:30	X															

Notes:

QC - Quality Control
TCL - Target Compound List
VOC - Volatile Organic Compounds
SVOC - Semi-Volatile Organic Compounds
PCB - Polychlorinated Biphenyls
TAL - Target Analyte List
TPH - Total Petroleum Hydrocarbons
GRO - Gasoline Range Organics
DRO/ORO - Diesel Range Organics/Oil Range Organics
TCLP - Toxicity Characteristic Leaching Procedure
RCRA - Resource Conservation and Recovery Act
DUP - Field Duplicate Sample of sample in parenthesis
MS/MSD - Matrix Spike/Matrix Spike Duplicate
TA-NC - TestAmerica Laboratories, Inc. - North Canton, Ohio
H - Sample analysis on hold

TABLE 2

SUMMARY OF ANALYTICAL METHODS, HOLDING TIME PERIODS, AND PRESERVATIVES
SOIL AND GROUNDWATER INVESTIGATION - NOVEMBER/DECEMBER 2011
RACER FORMER MANUAL TRANSMISSIONS OF MUNCIE
MUNCIE, INDIANA

Parameter	*Method*[1]	*Matrix*	*Holding Time*	*Preservation*
TCL VOC	SW-846 8260B	Water	- 14 days from sample collection to completion of analysis.	pH < 2 and Iced, 4 ± 2° C
TCL VOC	SW-846 8260B	Soil	- 48 hours from sample collection to preservation - 14 days from sample preservation to completion of analysis	Iced, 4 ± 2° C
TCL SVOC	SW-846 8270C	Water	- 7 days from sample collection to extraction - 40 days from extraction to completion of analysis	Iced, 4 ± 2° C
TCL SVOC	SW-846 8270C	Soil	- 14 days from sample collection to extraction - 40 days from extraction to completion of analysis	Iced, 4 ± 2° C
TAL/RCRA Metals		Water/Soil	- 180 days from sample collection to completion of analysis	pH < 2 and Iced, 4 ± 2° C
Aluminum	SW-846 6010B			
Antimony	SW-846 6010B			
Arsenic	SW-846 6010B			
Barium	SW-846 6010B			
Beryllium	SW-846 6010B			
Cadmium	SW-846 6010B			
Calcium	SW-846 6010B			
Chromium	SW-846 6010B			
Cobalt	SW-846 6010B			
Copper	SW-846 6010B			
Iron	SW-846 6010B			
Lead	SW-846 6010B			
Magnesium	SW-846 6010B			
Manganese	SW-846 6010B			
Nickel	SW-846 6010B			
Potassium	SW-846 6010B			
Selenium	SW-846 6010B			
Silver	SW-846 6010B			
Sodium	SW-846 6010B			
Thallium	SW-846 6010B			
Vanadium	SW-846 6010B			

TABLE 2

SUMMARY OF ANALYTICAL METHODS, HOLDING TIME PERIODS, AND PRESERVATIVES
SOIL AND GROUNDWATER INVESTIGATION - NOVEMBER/DECEMBER 2011
RACER FORMER MANUAL TRANSMISSIONS OF MUNCIE
MUNCIE, INDIANA

Parameter	*Method*[1]	*Matrix*	*Holding Time*	*Preservation*
Zinc Mercury	SW-846 6010B SW-846 7470A/7471A	Water/Soil	- 28 days from sample collection to completion of analysis	pH < 2 and Iced, 4 ± 2° C
PCB	SW-846 8082	Water	- 7 days from sample collection to extraction - 40 days from extraction to completion of analysis	Iced, 4 ± 2° C
PCB	SW-846 8082	Soil	- 14 days from sample collection to extraction - 40 days from extraction to completion of analysis	Iced, 4 ± 2° C
TPH-GRO	SW-846 8015	Water	- 14 days from sample collection to completion of analysis.	pH < 2 and Iced, 4 ± 2° C
TPH-GRO	SW-846 8015	Soil	- 48 hours from sample collection to preservation - 14 days from sample preservation to completion of analysis	Iced, 4 ± 2° C
TPH-DRO/ORO	SW-846 8015	Water	- 7 days from sample collection to extraction - 40 days from extraction to completion of analysis	Iced, 4 ± 2° C
TPH-DRO/ORO	SW-846 8015	Soil	- 14 days from sample collection to extraction - 40 days from extraction to completion of analysis	Iced, 4 ± 2° C
Cyanide, Total	SW-846 9012A	Water	- 14 days from sample collection to completion of analysis	pH > 12 and Iced, 4 ± 2° C
Cyanide, Total	SW-846 9012A	Soil	- 14 days from sample collection to completion of analysis	Iced, 4 ± 2° C
Sulfide, Total	SW-846 9034	Water	- 7 days from sample collection to completion of analysis	pH > 9 and Iced, 4 ± 2° C
Sulfide, Total	SW-846 9034	Soil	- 7 days from sample collection to completion of analysis	Iced, 4 ± 2° C
Corrosivity	SW-846 9040C	Water	- 24 hours from sample collection to completion of analysis	Iced, 4 ± 2° C
Corrosivity	SW-846 9045C	Soil	- 24 hours from sample collection to completion of analysis	Iced, 4 ± 2° C
Ignitibility	SW-846 1010	Water	- None	Iced, 4 ± 2° C

TABLE 2

SUMMARY OF ANALYTICAL METHODS, HOLDING TIME PERIODS, AND PRESERVATIVES
SOIL AND GROUNDWATER INVESTIGATION - NOVEMBER/DECEMBER 2011
RACER FORMER MANUAL TRANSMISSIONS OF MUNCIE
MUNCIE, INDIANA

Parameter	*Method*[1]	*Matrix*	*Holding Time*	*Preservation*
Ignitibility	SW-846 1010	Soil	- None	Iced, 4 ± 2° C
Paint Filter Test	SW-846 9095A	Soil	- None	Iced, 4 ± 2° C

Notes:

[1] Method References:
SW-846 - "Test Methods for Evaluating Solid Waste, Physical/Chemical Methods", SW-846, 3rd Edition, and Promulgated updates, November 1986

TCL - Target Compound List
VOC - Volatile Organic Compounds
SVOC - Semi-Volatile Organic Compounds
PCB - Polychlorinated Biphenyls
TAL - Target Analyte List
TPH - Total Petroleum Hydrocarbons
GRO - Gasoline Range Organics
DRO/ORO - Diesel Range Organics/Oil Range Organics
RCRA - Resource Conservation and Recovery Act

TABLE 3

SUMMARY OF QUALIFIED SAMPLE RESULTS DUE TO VIOLATION OF HOLDING TIME PERIOD
SOIL AND GROUNDWATER INVESTIGATION - NOVEMBER/DECEMBER 2011
RACER FORMER MANUAL TRANSMISSIONS OF MUNCIE
MUNCIE, INDIANA

Parameter	*Sample ID*	*Holding Time (days)*	*Holding Time Criteria (days)*	*Qualified Result*	*Units*
TCL VOC	S-017324-112311-TP-076	2	3	J, UJ	µg/kg
	S-017324-112311-TP-077	2	3	J, UJ	µg/kg
	S-017324-112311-TP-078	2	3	J, UJ	µg/kg
	S-017324-112311-TP-079	2	3	J, UJ	µg/kg
	S-017324-112311-TP-080	2	3	J, UJ	µg/kg
	S-017324-112311-TP-082	2	3	J, UJ	µg/kg
	S-017324-112311-TP-085	2	3	J, UJ	µg/kg
	S-017324-112311-TP-086	2	3	J, UJ	µg/kg
	S-017324-112311-TP-087	2	3	J, UJ	µg/kg
	S-017324-112311-TP-089	2	3	J, UJ	µg/kg
	S-017324-112311-TP-090	2	3	J, UJ	µg/kg
	S-017324-112311-TP-091	2	3	J, UJ	µg/kg
	S-017324-112311-TP-092	2	3	J, UJ	µg/kg
TCL SVOC	S-017324-113011-TP-150	14	23	J, UJ	µg/kg
	S-017324-120111-TP-165	14	27	J, UJ	µg/kg
PCB	WB-017324-120711-TP-004	7	13	UJ	µg/L
TPH-DRO/ORO	S-017324-113011-TP-150	14	23	UJ	mg/kg
	S-017324-120111-TP-165	14	29	J	mg/kg

Notes:

J - Estimated concentration
UJ - Qualified as not detected at the estimated report limit noted

mg/kg - milligrams per kilogram
µg/L - micrograms per liter
µg/kg - micrograms per kilogram
TCL - Target Compound List
VOC - Volatile Organic Compounds
SVOC - Semi-Volatile Organic Compounds
PCB - Polychlorinated Biphenyls
TPH - Total Petroleum Hydrocarbons
GRO - Gasoline Range Organics
DRO/ORO - Diesel Range Organics/Oil Range Organics

TABLE 4

SUMMARY OF QUALIFIED SAMPLE DATA DUE TO METHOD BLANK CONTAMINATION
SOIL AND GROUNDWATER INVESTIGATION - NOVEMBER/DECEMBER 2011
RACER FORMER MANUAL TRANSMISSIONS OF MUNCIE
MUNCIE, INDIANA

Parameter	*Analysis Date (mm/dd/yyyy)*	*Analyte*	*Blank Result*	*Sample ID*	*Qualified Result*	*Units*
TCL SVOC	11/29/2011	bis(2-Ethylhexyl)phthalate	216	S-017324-111711-TP-004	150 U	µg/kg
				S-017324-111711-TP-005	200 U	µg/kg
TCL VOC	12/8/2011	Acetone	205 J	S-017324-112911-TP-128	470 U	µg/kg
				S-017324-112911-TP-130	500 U	µg/kg
				S-017324-112911-TP-131	480 U	µg/kg
		Ethylbenzene	5.45 J	S-017324-112911-TP-128	120 U	µg/kg
		Methylene chloride	150 J	S-017324-112911-TP-128	120 U	µg/kg
				S-017324-112911-TP-129	2400 U	µg/kg
				S-017324-112911-TP-131	120 U	µg/kg
		Xylenes (total)	10.7 J	S-017324-112911-TP-130	250 U	µg/kg
TPH-DRO/ORO	12/8/2011	TPH (C20-C34) Motor Oil	14 J	S-017324-113011-TP-148	19 U	mg/kg
				S-017324-113011-TP-153	29 U	mg/kg
				S-017324-113011-TP-160	19 U	mg/kg
TCL VOC	12/12/2011	Acetone	263 J	S-017324-120111-TP-185	510 U	µg/kg
		Methylene chloride	42.7 J	S-017324-120111-TP-185	130 U	µg/kg
		Carbon disulfide	255 J	S-017324-120111-TP-185	130 U	µg/kg
	12/9/2011	Acetone	15.9 J	S-017324-120111-TP-178	14 U	µg/kg
				S-017324-120111-TP-186	7.8 U	µg/kg
				S-017324-120111-TP-191	12 U	µg/kg
				S-017324-120111-TP-192	10 U	µg/kg
		Carbon disulfide	0.889 J	S-017324-120111-TP-177	4.3 U	µg/kg
				S-017324-120111-TP-178	3.5 U	µg/kg
				S-017324-120111-TP-186	1.9 U	µg/kg
				S-017324-120111-TP-191	4.1 U	µg/kg
				S-017324-120111-TP-192	1.9 U	µg/kg
		1,2,4-Trichlorobenzene	0.367 J	S-017324-120111-TP-177	4.3 U	µg/kg
TPH-DRO/ORO	12/8/2011	TPH (C20-C34) Motor Oil	9.30 J	S-017324-120111-TP-162	18 U	mg/kg

TABLE 4

SUMMARY OF QUALIFIED SAMPLE DATA DUE TO METHOD BLANK CONTAMINATION
SOIL AND GROUNDWATER INVESTIGATION - NOVEMBER/DECEMBER 2011
RACER FORMER MANUAL TRANSMISSIONS OF MUNCIE
MUNCIE, INDIANA

Parameter	*Analysis Date (mm/dd/yyyy)*	*Analyte*	*Blank Result*	*Sample ID*	*Qualified Result*	*Units*
				S-017324-120111-TP-171	37 U	mg/kg
				S-017324-120111-TP-172	19 U	mg/kg
				S-017324-120111-TP-174	23 U	mg/kg
				S-017324-120111-TP-175	19 U	mg/kg
TCL VOC	12/12/2011	Acetone	17.2 J	S-017324-120211-TP-193	39 U	µg/kg
				S-017324-120211-TP-194	31 U	µg/kg
				S-017324-120211-TP-196	8.5 U	µg/kg
				S-017324-120211-TP-197	8.0 U	µg/kg
				S-017324-120211-TP-198	7.1 U	µg/kg
				S-017324-120211-TP-201	13 U	µg/kg
				S-017324-120211-TP-202	10 U	µg/kg
				S-017324-120211-TP-203	8.3 U	µg/kg
				S-017324-120211-TP-204	26 U	µg/kg
				S-017324-120211-TP-205	8.6 U	µg/kg
		1,2,4-Trichlorobenzene	0.463 J	S-017324-120211-TP-196	2.1 U	µg/kg
TCL VOC	12/13/2011	Acetone	1.57 J	GW-17324-120611-EM-001	10 U	µg/L
				GW-17324-120611-EM-004	10 U	µg/L
	12/14/2011	Acetone	1.23 J	GW-17324-120711-EM-020	10 U	µg/L
				GW-17324-120711-EM-021	10 U	µg/L
	12/14/2011	Acetone	2.56 J	GW-17324-120611-EM-002	10 U	µg/L
	12/14/2011	Acetone	2.27 J	GW-17324-120711-EM-024	10 U	µg/L
				TB-17324-120711-EM	10 U	µg/L
TCL VOC	12/17/2011	Methylene chloride	0.758 J	GW-17324-120611-EM-009	2.0 U	µg/L
				GW-17324-120611-EM-010	8.0 U	µg/L
				GW-17324-120611-EM-011	1.3 U	µg/L
	12/17/2011	Methylene chloride	0.916 J	GW-17324-120611-EM-008	10 U	µg/L
TCL SVOC	12/19/2011	bis(2-Ethylhexyl)phthalate	1.31 J	GW-17324-120711-EM-016	1.9 U	µg/L

TABLE 4

SUMMARY OF QUALIFIED SAMPLE DATA DUE TO METHOD BLANK CONTAMINATION
SOIL AND GROUNDWATER INVESTIGATION - NOVEMBER/DECEMBER 2011
RACER FORMER MANUAL TRANSMISSIONS OF MUNCIE
MUNCIE, INDIANA

Parameter	*Analysis Date (mm/dd/yyyy)*	*Analyte*	*Blank Result*	*Sample ID*	*Qualified Result*	*Units*
TAL Metals	12/14/2011	Zinc	9.51 J	GW-17324-120711-EM-016	50 U	µg/L
				WB-017324-120711-TP-001	50 U	µg/L
				WB-017324-120711-TP-002	50 U	µg/L
TCL SVOC	12/13/2011	bis(2-Ethylhexyl)phthalate	1.09 J	WW-017324-120711-TP-002	2.1 U	µg/L
TCLP RCRA Metals	12/19/2011	Chromium	0.00372 J	WS-017324-120711-TP-001	0.50 U	mg/L
				WS-017324-120711-TP-002	0.50 U	mg/L
				WS-017324-120711-TP-003	0.50 U	mg/L
TAL Metals	12/14/2011	Zinc	9.96 J	GW-17324-120911-EM-040	50 U	µg/L

Notes:

J - Estimated concentration
U - Qualified as not detected at the report limit noted

mg/L - milligrams per liter
mg/kg - milligrams per kilogram
µg/L - micrograms per liter
µg/kg - micrograms per kilogram
TCL - Target Compound List
VOC - Volatile Organic Compounds
SVOC - Semi-Volatile Organic Compounds
PCB - Polychlorinated Biphenyls
TAL - Target Analyte List
TPH - Total Petroleum Hydrocarbons
GRO - Gasoline Range Organics
DRO/ORO - Diesel Range Organics/Oil Range Organics
TCLP - Toxicity Characteristic Leaching Procedure
RCRA - Resource Conservation and Recovery Act

TABLE 5

SUMMARY OF QUALIFIED SAMPLE DATA DUE TO VIOLATION OF SURROGATE RECOVERY ACCEPTANCE CRITERIA
SOIL AND GROUNDWATER INVESTIGATION - NOVEMBER/DECEMBER 2011
RACER FORMER MANUAL TRANSMISSIONS OF MUNCIE
MUNCIE, INDIANA

Parameter	*Surrogate*	*Surrogate Recovery (percent)*	*Control Limits (percent)*	*Sample ID*	*Analytes*	*Qualified Result*	*Units*
PCB	Tetrachloro-m-xylene	155	29-151	S-017324-112811-TP-107	Aroclor-1248	58 J	µg/kg
PCB	Tetrachloro-m-xylene	160	29-151	S-017324-120111-TP-191	Aroclor-1260	79 J	µg/kg
	Decachlorobiphenyl	177	14-163		Aroclor-1248	580 J	µg/kg
					Total PCBs	659 J	µg/kg
PCB	Tetrachloro-m-xylene	22	35-137	WB-017324-120711-TP-003	Aroclor-1016	0.58 UJ	µg/L
					Aroclor-1221	0.58 UJ	µg/L
					Aroclor-1232	0.58 UJ	µg/L
PCB	Decachlorobiphenyl	9	10-140	WB-017324-120711-TP-004	Aroclor-1248 (PCB-1248)	0.88 J	µg/L
					Total PCBs	0.88 J	µg/L

Notes:

J - Estimated concentration
UJ - Qualified as not detected at the estimated report limit noted

µg/L - micrograms per liter
µg/kg - micrograms per kilogram
PCB - Polychlorinated Biphenyls

TABLE 6

SUMMARY OF QUALIFIED SAMPLE DATA DUE TO OUTLYING MATRIX SPIKE/MATRIX SPIKE DUPLICATE RECOVERIES
SOIL AND GROUNDWATER INVESTIGATION - NOVEMBER/DECEMBER 2011
RACER FORMER MANUAL TRANSMISSIONS OF MUNCIE
MUNCIE, INDIANA

Parameter	*Affected Sample ID*	*Analyte*	*MS Recovery (percent)*	*MSD Recovery (percent)*	*RPD (percent)*	*Control Limits*		*Qualified Result*	*Units*
						Recovery (percent)	*RPD (percent)*		
TAL Metals	S-017324-111711-TP-004	Antimony	39	39	0	75-125	20	1.1 UJ	mg/kg
TCL SVOC	S-017324-112111-TP-011	Benzo(a)pyrene	67	255	91	10-200	30	340 J	µg/kg
TCL VOC	S-017324-112311-TP-078	1,2-Dibromoethane	28	18	25	45-127	30	2.2 UJ	µg/kg
		1,2-Dichloroethane	42	37	5	49-123	30	1.3 J	µg/kg
		1,2-Dichloropropane	48	38	6	61-117	30	2.2 UJ	µg/kg
		Chlorobenzene	28	19	23	37-116	30	2.2 UJ	µg/kg
		cis-1,3-Dichloropropene	25	18	17	27-133	30	2.2 UJ	µg/kg
		Dibromochloromethane	27	17	27	29-135	30	2.2 UJ	µg/kg
		Styrene	21	13	27	27-127	30	2.2 UJ	µg/kg
		trans-1,3-Dichloropropene	22	14	28	28-137	30	2.2 UJ	µg/kg
TCL SVOC	S-017324-112311-TP-078	2,4-Dinitrophenol	0	0	NC	10-110	30	R	µg/kg
		4,6-Dinitro-2-methylphenol	0	0	NC	10-110	30	R	µg/kg
		4-Nitroaniline	57	0	NC	23-124	30	R	µg/kg
		4-Nitrophenol	0	0	NC	10-125	30	R	µg/kg
		Caprolactam	0	0	NC	50-130	30	R	µg/kg
		Hexachlorocyclopentadiene	0	0	NC	10-110	30	R	µg/kg
		Pentachlorophenol	0	0	NC	10-182	30	R	µg/kg
TAL Metals	S-017324-112311-TP-078	Antimony	34	33	3	75-125	20	0.66 J	mg/kg
TCL SVOC	S-017324-112811-TP-099	2,4-Dinitrophenol	0	27	NC	10-110	30	R	µg/kg
		4,6-Dinitro-2-methylphenol	0	46	NC	10-110	30	R	µg/kg
		Pentachlorophenol	0	25	NC	10-182	30	R	µg/kg
TAL Metals	S-017324-112811-TP-099	Antimony	53	52	2	75-125	20	0.96 UJ	mg/kg
		Manganese	167	143	4	75-125	20	190 J	mg/kg
	S-017324-112811-TP-100	Antimony	38	36	5	75-125	20	0.68 J	mg/kg
TCL SVOC	S-017324-112911-TP-116	Hexachlorocyclopentadiene	12	0	NC	10-110	30	R	µg/kg
TAL Metals	S-017324-112911-TP-116	Antimony	28	30	6	75-125	20	R	mg/kg
	S-017324-112911-TP-118	Antimony	37	35	4	75-125	20	0.56 J	mg/kg
		Chromium	130	130	0	75-125	20	11 J	mg/kg
		Copper	447	430	3	75-125	20	17 J	mg/kg
		Magnesium	463	357	14	75-125	20	19000 J	mg/kg
		Nickel	313	393	20	75-125	20	20 J	mg/kg
		Zinc	50	-8	20	75-125	20	150 J	mg/kg

TABLE 6

SUMMARY OF QUALIFIED SAMPLE DATA DUE TO OUTLYING MATRIX SPIKE/MATRIX SPIKE DUPLICATE RECOVERIES
SOIL AND GROUNDWATER INVESTIGATION - NOVEMBER/DECEMBER 2011
RACER FORMER MANUAL TRANSMISSIONS OF MUNCIE
MUNCIE, INDIANA

Parameter	*Affected Sample ID*	*Analyte*	*MS Recovery (percent)*	*MSD Recovery (percent)*	*RPD (percent)*	*Control Limits*		*Qualified Result*	*Units*
						Recovery (percent)	*RPD (percent)*		
TCL SVOC	S-017324-113011-TP-140	2,4-Dinitrophenol	0	0	NC	10-110	30	R	µg/kg
		3,3'-Dichlorobenzidine	39	0	NC	10-110	30	R	µg/kg
		4,6-Dinitro-2-methylphenol	0	0	NC	10-110	30	R	µg/kg
		Hexachlorocyclopentadiene	0	0	NC	10-110	30	R	µg/kg
		Pentachlorophenol	0	0	NC	10-182	30	R	µg/kg
	S-017324-113011-TP-154	2,4-Dinitrophenol	0	0	NC	10-110	30	R	µg/kg
		3,3'-Dichlorobenzidine	0	0	NC	10-110	30	R	µg/kg
		Hexachlorocyclopentadiene	0	0	NC	10-110	30	R	µg/kg
TAL Metals	S-017324-113011-TP-140	Antimony	52	60	14	75-125	20	1.0 UJ	mg/kg
TPH-GRO	S-017324-120111-TP-163	TPH (C6-C10) GRO	32	82	120	10-142	94	33 J	µg/kg
TCL SVOC	S-017324-120211-TP-200	2,4-Dinitrophenol	0	0	NC	10-110	30	R	µg/kg
		2-Methylnaphthalene	52	286	110	10-200	30	340 J	µg/kg
		3,3'-Dichlorobenzidine	0	0	NC	10-110	30	R	µg/kg
		4,6-Dinitro-2-methylphenol	12	0	NC	10-110	30	R	µg/kg
		4-Nitrophenol	52	0	NC	10-125	30	R	µg/kg
		Acetophenone	57	91	43	50-130	30	43 J	µg/kg
		Benzo(b)fluoranthene	6	25	23	10-200	30	500 J	µg/kg
		Dibenzofuran	60	97	40	10-200	30	110 J	µg/kg
		Fluoranthene	-24	-14	12	10-200	30	870 J	µg/kg
		Hexachlorocyclopentadiene	0	0	NC	10-110	30	R	µg/kg
		Naphthalene	49	206	105	10-200	30	180 J	µg/kg
		Pyrene	0.04	20	22	10-200	30	640 J	µg/kg
	S-017324-120211-TP-199	2,4-Dinitrophenol	0	0	NC	10-110	30	R	µg/kg
		4,6-Dinitro-2-methylphenol	0	0	NC	10-110	30	R	µg/kg
		4-Nitrophenol	22	0	NC	10-125	30	R	µg/kg
		Pentachlorophenol	24	0	NC	10-182	30	R	µg/kg
TAL Metals	S-017324-120211-TP-199	Antimony	27	28	4	75-125	20	0.69 J	mg/kg
TCL VOC	GW-17324-120611-EM-002	2-Butanone (MEK)	0	0	NC	54-129	30	R	µg/L
TCL VOC	GW-17324-120611-EM-008	Tetrachloroethene	69	52	6	70-117	30	240 J	µg/L
TCL SVOC	GW-17324-120711-EM-016	3,3'-Dichlorobenzidine	0	0	NC	10-110	30	R	µg/L

TABLE 6

SUMMARY OF QUALIFIED SAMPLE DATA DUE TO OUTLYING MATRIX SPIKE/MATRIX SPIKE DUPLICATE RECOVERIES
SOIL AND GROUNDWATER INVESTIGATION - NOVEMBER/DECEMBER 2011
RACER FORMER MANUAL TRANSMISSIONS OF MUNCIE
MUNCIE, INDIANA

Parameter	*Affected Sample ID*	*Analyte*	*MS Recovery (percent)*	*MSD Recovery (percent)*	*RPD (percent)*	*Control Limits*		*Qualified Result*	*Units*
						Recovery (percent)	*RPD (percent)*		
TCL SVOC	WB-017324-120711-TP-001	3,3'-Dichlorobenzidine	0	0	NC	10-110	30	R	µg/L
		Benzo(a)anthracene	22	45	81	52-110	30	0.22 UJ	µg/L
		Benzo(a)pyrene	12	24	80	33-110	30	0.22 UJ	µg/L
		Benzo(g,h,i)perylene	9	25	104	34-116	30	R	µg/L
		bis(2-Ethylhexyl)phthalate	10	19	72	40-140	30	2.2 UJ	µg/L
		Chrysene	24	47	76	52-111	30	0.22 UJ	µg/L
		Dibenz(a,h)anthracene	10	26	97	35-118	30	0.22 UJ	µg/L
		Di-n-octyl phthalate	4	12	101	36-124	30	R	µg/L
		Isophorone	9	26	110	36-116	30	R	µg/L
TAL Metals	WB-017324-120711-TP-001	Calcium	142	149	2	75-125	20	83000 J	µg/L
		Iron	139	139	0	75-125	20	1600 J	µg/L
TCL SVOC	S-017324-113011-TP-150	2,4-Dinitrophenol	0	0	NC	10-110	30	R	µg/kg
		4,6-Dinitro-2-methylphenol	0	0	NC	10-110	30	R	µg/kg
		Hexachlorocyclopentadiene	9	11	27	10-110	30	R	µg/kg
		Pentachlorophenol	23	0	NC	10-182	30	R	µg/kg

Notes:

J - Estimated concentration
UJ - Qualified as not detected at the estimated report limit noted
R - Rejected, the data are unusable

MS - Matrix Spike
MSD - Matrix Spike Duplicate
RPD - Relative Percent Duplicate
mg/kg - milligrams per kilogram
µg/L - micrograms per liter
µg/kg - micrograms per kilogram
TCL - Target Compound List
VOC - Volatile Organic Compounds
SVOC - Semi-Volatile Organic Compounds
TAL - Target Analyte List
TPH - Total Petroleum Hydrocarbons
GRO - Gasoline Range Organics

TABLE 7

SUMMARY OF QUALIFIED SAMPLE DATA DUE TO OUTLYING LABORATORY CONTROL SAMPLE PERCENT RECOVERIES
SOIL AND GROUNDWATER INVESTIGATION - NOVEMBER/DECEMBER 2011
RACER FORMER MANUAL TRANSMISSIONS OF MUNCIE
MUNCIE, INDIANA

Parameter	*Compound*	*Percent Recovery (percent)*	*Control Limits (percent)*	*Affected Sample ID*	*Qualified Result*	*Units*
TCL SVOC	3,3'-Dichlorobenzidine	17	31-110	S-017324-112211-TP-073	120 UJ	µg/kg
				S-017324-112211-TP-074	120 UJ	µg/kg
				S-017324-112211-TP-075	110 UJ	µg/kg
				S-017324-112811-TP-093	110 UJ	µg/kg
				S-017324-112811-TP-094	120 UJ	µg/kg
				S-017324-112811-TP-095	2300 UJ	µg/kg
				S-017324-112811-TP-096	120 UJ	µg/kg
				S-017324-112811-TP-097	110 UJ	µg/kg
				S-017324-112811-TP-098	110 UJ	µg/kg
				S-017324-112811-TP-099	110 UJ	µg/kg
TCL SVOC	3,3'-Dichlorobenzidine	21	31-110	S-017324-120111-TP-175	110 UJ	µg/kg
				S-017324-120111-TP-177	600 UJ	µg/kg
				S-017324-120111-TP-178	130 UJ	µg/kg
				S-017324-120111-TP-185	790 UJ	µg/kg
				S-017324-120111-TP-186	110 UJ	µg/kg
				S-017324-120111-TP-189	1200 UJ	µg/kg
				S-017324-120111-TP-190	300 UJ	µg/kg
				S-017324-120111-TP-191	3200 UJ	µg/kg
				S-017324-120111-TP-192	110 UJ	µg/kg
				S-017324-120211-TP-193	120 UJ	µg/kg
				S-017324-120211-TP-194	130 UJ	µg/kg
				S-017324-120211-TP-195	120 UJ	µg/kg
				S-017324-120211-TP-196	110 UJ	µg/kg
				S-017324-120211-TP-197	110 UJ	µg/kg
				S-017324-120211-TP-198	120 UJ	µg/kg

Notes:

UJ - Qualified as not detected at the estimated report limit noted

µg/kg - micrograms per kilogram
TCL - Target Compound List
SVOC - Semi-Volatile Organic Compounds

TABLE 8

SUMMARY OF DETECTED ANALYTES FROM FIELD DUPLICATE SAMPLE SET
SOIL AND GROUNDWATER INVESTIGATION - NOVEMBER/DECEMBER 2011
RACER FORMER MANUAL TRANSMISSIONS OF MUNCIE
MUNCIE, INDIANA

Analyte	*Investigative Sample Results*	*Duplicate Sample Results*	*RPD (percent)*	*Units*	*Qualifier*
	S-017324-112811-TP-095	*S-017324-112811-TP-096*			
1,1,1-Trichloroethane	0.44	31	194.4	µg/kg	J
	S-017324-120111-TP-166	*S-017324-120111-TP-167*			
Acenaphthene	120	430	112.7	µg/kg	J
Anthracene	35 U	410	168.5	µg/kg	UJ, J
Phenanthrene	430	1400	106.0	µg/kg	J
Pyrene	95	460	131.5	µg/kg	J
TPH (C6-C10) GRO	6600	87	194.8	µg/kg	J
	GW-17324-120711-EM-012	*GW-17324-120711-EM-013*			
Cyclohexane	1.0 U	4.5	127.3	µg/L	UJ, J

Notes:

J - Estimated concentration
UJ - Qualified as not detected at the estimated report limit noted

RPD - Relative Percent Difference
µg/L - micrograms per liter
µg/kg - micrograms per kilogram
TPH - Total Petroleum Hydrocarbons

TABLE 9

SUMMARY OF QUALIFIED SAMPLE DATA DUE TO TRIP BLANK CONTAMINATION
SOIL AND GROUNDWATER INVESTIGATION - NOVEMBER/DECEMBER 2011
RACER FORMER MANUAL TRANSMISSIONS OF MUNCIE
MUNCIE, INDIANA

Parameter	*Blank Date (mm/dd/yyyy)*	*Analyte*	*Blank Result*	*Affected Sample ID*	*Qualified Result*	*Units*
TCL VOC	12/7/2011	Acetone	5.0	WB-017324-120711-TP-001	17 U	µg/L
				WB-017324-120711-TP-002	10 U	µg/L
TCL VOC	12/7/2011	Acetone	5.2	WW-017324-120711-TP-001	13 U	µg/L
				WW-017324-120711-TP-002	67 U	µg/L
TCL VOC	12/8/2011	Acetone	3.3	GW-17324-120811-EM-028	14 U	µg/L

Notes:

U - Qualified as not detected at the report limit noted

µg/L - micrograms per liter
TCL - Target Compound List
VOC - Volatile Organic Compounds

CONESTOGA-ROVERS & ASSOCIATES

6520 Corporate Drive
Indianapolis, Indiana 46278
Telephone: 317-291-7007 Fax: 317-328-2666
www.CRAworld.com

MEMORANDUM

TO: Shannon Richardson

REF. NO.: 017324-T07

FROM: Michael Richardson/br/17

DATE: April 10, 2013

E-Mail and Hard Copy if Requested

RE: Analytical Results and Reduced Validation
Investigation Work Plan Implementation
RACER Former Manual Transmissions of Muncie
Muncie, Indiana
February 2013

INTRODUCTION

The following document details a reduced validation of analytical results for soil samples collected in support of the Investigation Work Plan implementation at the RACER Former Manual Transmissions of Muncie Site during February 2013. Samples were submitted to TestAmerica Laboratories, Inc. located in North Canton, Ohio (TAL-NC). A sample collection and analysis summary is presented in Table 1. A summary of the analytical methodology is presented in Table 2.

Standard CRA report deliverables were submitted by the laboratory. The final results and supporting quality assurance/quality control (QA/QC) data were assessed. Evaluation of the data was based on information obtained from the chain of custody forms, finished report forms, method blank data, recovery data from surrogate spikes, laboratory control samples (LCS),matrix spikes, and field QC samples.

The QA/QC criteria by which these data have been assessed are outlined in the analytical methods referenced in Table 2 and the documents entitled:

i) "QAPP", Revision 2, April 5, 2011

ii) "USEPA Contract Laboratory Program National Functional Guidelines for Organic Data Review", United States Environmental Protection Agency (USEPA) 540/R-99-008, October 1999

iii) "USEPA Contract Laboratory Program National Functional Guidelines for Inorganic Data Review", USEPA 540/R-94-013, February 1994

Items ii) and iii) will subsequently be referred to as the "Guidelines" in this Memorandum.

EQUAL EMPLOYMENT OPPORTUNITY EMPLOYER

REGISTERED COMPANY FOR ISO 9001 ENGINEERING DESIGN

SAMPLE HOLDING TIME AND PRESERVATION

The sample holding time criteria for the analyses are summarized in Table 2. Sample chain of custody documents and analytical reports were used to determine sample holding times. All samples were prepared and analyzed within the required holding times.

All samples were properly delivered on ice, and stored by the laboratory at the required temperature (0-6°C).

LABORATORY METHOD BLANK ANALYSES

Method blanks are prepared from a purified matrix and analyzed with investigative samples to determine the existence and magnitude of sample contamination introduced during the analytical procedures.

For this study, laboratory method blanks were analyzed at a minimum frequency of one per 20 investigative samples or one per analytical batch.

The samples presented in Table 3 were qualified due to laboratory contamination. The laboratory flagged the concentrations with a "B", which may be disregarded. The remaining method blank samples were reported to be free from detectable levels of target analytes, indicating no additional laboratory-attributable contamination occurred.

SURROGATE SPIKE RECOVERIES – ORGANIC ANALYSES

In accordance with the methods employed, all samples, blanks and QC samples analyzed for organics are spiked with surrogate compounds prior to sample extraction and/or analysis. Surrogate recoveries provide a means to evaluate the effects of laboratory performance on individual sample matrices.

All samples submitted for volatile organic compound (VOC), semi-volatile organic compound (SVOC), and polychlorinated biphenyl (PCB) determinations were spiked with the appropriate number of surrogate compounds prior to sample extraction or analysis.

Each individual surrogate compound is expected to meet the laboratory control limits with the exception of SVOC analyses. According to the "Guidelines" for SVOC analyses, up to one outlying surrogate in the base/neutral or acid fractions is acceptable as long as the recovery is at least 10 percent.

Surrogate recoveries were assessed against laboratory control limits. All surrogate recoveries met the above criteria.

LABORATORY CONTROL SAMPLE (LCS) ANALYSES

LCS are prepared and analyzed as samples to assess the analytical efficiencies of the methods employed, independent of sample matrix effects.

For this study, LCS were analyzed at a minimum frequency of one per 20 investigative samples or one per analytical batch.

Organic Analyses
The LCS contained all compounds of interest. The samples that were qualified due to violation of LCS percent recovery criteria are outlined in Table 4. All remaining LCS recoveries were within the laboratory control limits, demonstrating acceptable analytical accuracy.

Inorganic Analyses
The LCS contained all analytes of interest. LCS recoveries were assessed per the "Guidelines". All LCS recoveries were within the control limits, demonstrating acceptable analytical accuracy.

MATRIX SPIKE/MATRIX SPIKE DUPLICATE (MS/MSD) ANALYSES

To evaluate the effects of sample matrices on the extraction or digestion process, measurement procedures, and accuracy of a particular analysis, samples are spiked with a known concentration of the analyte of concern and analyzed as MS/MSD samples. The relative percent difference (RPD) between the MS and MSD is used to assess analytical precision. If the original sample concentration is significantly greater than the spike concentration, the recovery is not assessed.

MS/MSD analyses were performed as specified in Table 1.

Organic Analyses
The MS/MSD samples were spiked with all compounds of interest. The samples that were qualified due to violation of MS/MSD percent recovery criteria are outlined in Table 5. All remaining percent recoveries and RPD values were within the laboratory control limits, demonstrating acceptable analytical accuracy and precision.

Inorganic Analyses
The MS/MSD samples were spiked with the analytes of interest and the results were evaluated using the "Guidelines". The samples that were qualified due to violation of MS/MSD percent recovery criteria are outlined in Table 5. All remaining percent recoveries and RPD values were within the control limits, demonstrating acceptable analytical accuracy and precision.

FIELD QA/QC SAMPLES

The field QA/QC consisted of six (6) field duplicate sample sets.

Field Duplicate Sample Analysis
To assess the analytical and sampling protocol precision, six (6) field duplicate samples were collected and submitted "blind" to the laboratory, as specified in Table 1. The RPDs associated with these duplicate samples must be less than 100 percent for soil samples. If the reported concentration in either the investigative sample or its duplicate is less than five times the practical quantitation limit (PQL), the evaluation criterion is two times the PQL value for soil samples.

Table 6 presents the RPDs of detected analytes in duplicate sample sets with qualifiers.

ANALYTE REPORTING

The laboratory reported detected results down to the laboratory's method detection limit (MDL) for each analyte. Positive analyte detections less than the PQL but greater than the MDL were qualified as estimated (J) unless qualified otherwise in this memorandum. Non-detect results were presented as non-detect at the PQL.

All soil results were reported on a dry weight basis.

CONCLUSION

Based on this assessment of the information provided, the data produced by TAL-NC were found to exhibit acceptable levels of accuracy and precision and may be used with the qualifications noted with the exception of the following:

- SVOC non-detect data were rejected in a number of samples due to violation of MS/MSD percent recovery criteria.

TABLE 1

SAMPLE COLLECTION AND ANALYSIS SUMMARY
INVESTIGATION WORK PLAN IMPLEMENTATION
RACER FORMER MANUAL TRANSMISSIONS OF MUNCIE
MUNCIE, INDIANA
FEBRUARY 2013

							Analysis/Parameters						
Sample Identification	*Location*	*Matrix*	*Initial Sample Depth (ft. bgs)*	*Final Sample Depth (ft. bgs)*	*Collection Date (mm/dd/yyyy)*	*Collection Time (hr:min)*	*VOC*	*SVOC*	*PCB*	*TAL metals*	*Cyanide*	*Lead*	*Comments*
TAL-NC Job ID: 240-21031													
S-021113-SM-001	BH2-13	soil	0	2.5	2/11/2013	2:50:00 PM						X	
S-021113-SM-002	BH2-13	soil	2.5	5	2/11/2013	2:55:00 PM						X	
S-021113-SM-004	BH4-13	soil	0	2.5	2/11/2013	3:10:00 PM						X	
S-021113-SM-007	BH3-13	soil	0	2.5	2/11/2013	3:30:00 PM						X	
S-021113-SM-010	BH5-13	soil	5	7.5	2/11/2013	3:42:00 PM						X	
S-021213-SM-019	BH8-13	soil	0	2.5	2/12/2013	8:00:00 AM						X	
S-021213-SM-020	BH8-13	soil	2.5	5	2/12/2013	8:01:00 AM						X	
S-021213-SM-025	BH9-13	soil	7	9	2/12/2013	9:28:00 AM						X	MS/MSD
S-021213-SM-026	BH9-13	soil	9	11	2/12/2013	9:29:00 AM						X	
S-021213-SM-031	BH12-13	soil	0	2.5	2/12/2013	10:13:00 AM						X	
S-021213-SM-037	BH11-13	soil	0	2.5	2/12/2013	10:33:00 AM						X	
S-021213-SM-038	BH11-13	soil	0	2.5	2/12/2013	10:34:00 AM						X	Duplicate of S-021213-SM-037
S-021213-SM-041	BH15-13	soil	5	6	2/13/2013	8:22:00 AM	X	X	X	X	X		
S-021213-SM-042	BH15-13	soil	8	10.5	2/13/2013	8:23:00 AM	X	X	X	X	X		
S-021213-SM-043	BH15-13	soil	10.5	13	2/13/2013	8:25:00 AM	X	X	X	X	X		
TAL-NC Job ID: 240-21082													
S-021313-SM-047	BH20-13	soil	0	2.5	2/13/2013	9:45:00 AM						X	
S-021313-SM-050	BH19-13	soil	0	2.5	2/13/2013	10:04:00 AM						X	
S-021313-SM-051	BH19-13	soil	7.5	10	2/13/2013	10:05:00 AM						X	
S-021313-SM-053	BH17-13	soil	0	2.5	2/13/2013	10:25:00 AM						X	MS/MSD
S-021313-SM-054	BH17-13	soil	7.5	10	2/13/2013	10:26:00 AM						X	
S-021313-SM-059	BH21-13	soil	2.5	5	2/13/2013	12:52:00 PM						X	
S-021313-SM-060	BH21-13	soil	2.5	5	2/13/2013	12:54:00 PM						X	Duplicate of S-021313-SM-059
S-021313-SM-066	BH23-13	soil	2.5	5	2/13/2013	2:30:00 PM						X	
S-021313-SM-069	BH22-13	soil	2.5	5	2/13/2013	3:00:00 PM						X	
S-021413-SM-072	MW54-13	soil	0	2.5	2/14/2013	8:30:00 AM	X	X	X	X	X		MS/MSD
S-021413-SM-073	MW54-13	soil	2.5	5	2/14/2013	8:35:00 AM	X	X	X	X	X		
S-021413-SM-074	MW54-13	soil	7.5	10	2/14/2013	8:40:00 AM	X	X	X	X	X		Duplicate of S-021413-SM-073
S-021413-SM-075	MW54-13	soil	7.5	10	2/14/2013	8:45:00 AM	X	X	X	X	X		
S-021413-SM-076	BH27-13	soil	0	2.5	2/14/2013	1:10:00 PM	X						

TABLE 1

SAMPLE COLLECTION AND ANALYSIS SUMMARY
INVESTIGATION WORK PLAN IMPLEMENTATION
RACER FORMER MANUAL TRANSMISSIONS OF MUNCIE
MUNCIE, INDIANA
FEBRUARY 2013

							Analysis/Parameters						
Sample Identification	*Location*	*Matrix*	*Initial Sample Depth (ft. bgs)*	*Final Sample Depth (ft. bgs)*	*Collection Date (mm/dd/yyyy)*	*Collection Time (hr:min)*	*VOC*	*SVOC*	*PCB*	*TAL metals*	*Cyanide*	*Lead*	*Comments*
S-021413-SM-077	BH27-13	soil	7.5	10	2/14/2013	1:11:00 PM	X						
S-021413-SM-078	BH27-13	soil	11	12	2/14/2013	1:12:00 PM	X						
S-021413-SM-079	BH29-13	soil	0	2.5	2/14/2013	1:35:00 PM	X						
S-021413-SM-080	BH29-13	soil	7.5	10	2/14/2013	1:36:00 PM	X						
S-021413-SM-081	BH29-13	soil	11	12	2/14/2013	1:37:00 PM	X						
S-021413-SM-082	BH31-13	soil	0	2.5	2/14/2013	2:05:00 PM	X						
S-021413-SM-083	BH31-13	soil	7.5	10	2/14/2013	2:06:00 PM	X						
S-021413-SM-084	BH31-13	soil	10	11	2/14/2013	2:07:00 PM	X						
S-021413-SM-091	BH30-13	soil	0	2.5	2/14/2013	3:50:00 PM	X						
S-021413-SM-092	BH30-13	soil	7.5	10	2/14/2013	3:51:00 PM	X						
S-021413-SM-093	BH30-13	soil	11	12	2/14/2013	3:52:00 PM	X						
S-021413-SM-094	BH28-13	soil	0	2.5	2/14/2013	4:10:00 PM	X						
S-021413-SM-095	BH28-13	soil	7.5	10	2/14/2013	4:11:00 PM	X						
S-021413-SM-096	BH28-13	soil	11	12	2/14/2013	4:12:00 PM	X						
TAL-NC Job ID: 240-21158													
S-021513-SM-097	BH32-13	soil	2.5	5	2/15/2013	8:25:00 AM	X						
S-021513-SM-098	BH32-13	soil	7.5	10	2/15/2013	8:26:00 AM	X						
S-021513-SM-099	BH32-13	soil	11	12	2/15/2013	8:27:00 AM	X						
S-021513-SM-100	BH43-13	soil	0	2.5	2/15/2013	9:05:00 AM						X	
S-021513-SM-103	BH42-13	soil	0	2.5	2/15/2013	10:00:00 AM						X	
S-021513-SM-106	BH41-13	soil	0	2.5	2/15/2013	10:30:00 AM						X	
S-021513-SM-107	BH41-13	soil	5	6	2/15/2013	10:31:00 AM						X	
S-021513-SM-108	BH41-13	soil	5	6	2/15/2013	10:32:00 AM						X	Duplicate of S-021513-SM-107
S-021513-SM-110	BH40-13	soil	0	2.5	2/15/2013	11:15:00 AM						X	MS/MSD
S-021513-SM-111	BH40-13	soil	5	6	2/15/2013	11:17:00 AM						X	
S-021513-SM-113	BH39-13	soil	0	2.5	2/15/2013	11:30:00 AM						X	
S-021513-SM-114	BH39-13	soil	5	6	2/15/2013	11:31:00 AM						X	
S-021513-SM-115	BH39-13	soil	6	8	2/15/2013	11:32:00 AM						X	

TABLE 1

SAMPLE COLLECTION AND ANALYSIS SUMMARY
INVESTIGATION WORK PLAN IMPLEMENTATION
RACER FORMER MANUAL TRANSMISSIONS OF MUNCIE
MUNCIE, INDIANA
FEBRUARY 2013

Sample Identification	*Location*	*Matrix*	*Initial Sample Depth (ft. bgs)*	*Final Sample Depth (ft. bgs)*	*Collection Date (mm/dd/yyyy)*	*Collection Time (hr:min)*	*Analysis/Parameters*						*Comments*
							VOC	*SVOC*	*PCB*	*TAL metals*	*Cyanide*	*Lead*	
TAL-NC Job ID: 240-21184													
S-021813-SM-119	BH47-13	soil	2.5	5	2/18/2013	12:45:00 PM	X						
S-021813-SM-120	BH47-13	soil	7.5	10	2/18/2013	12:46:00 PM	X						
S-021813-SM-121	BH47-13	soil	7.5	10	2/18/2013	12:47:00 PM	X						Duplicate of S-021813-SM-120
S-021813-SM-123	BH46-13	soil	0	2.5	2/18/2013	1:00:00 PM	X						
S-021813-SM-124	BH46-13	soil	7.5	10	2/18/2013	1:01:00 PM	X						MS/MSD
S-021813-SM-129	BH35-13	soil	0	2.5	2/18/2013	3:10:00 PM		X					
S-021813-SM-130	BH35-13	soil	15	16	2/18/2013	3:12:00 PM		X					
S-021813-SM-131	BH35-13	soil	15	16	2/18/2013	3:15:00 PM		X					Duplicate of S-021813-SM-130
S-021813-SM-133	BH33-13	soil	0	2.5	2/18/2013	3:40:00 PM		X					
S-021813-SM-134	BH33-13	soil	12.5	15	2/18/2013	3:42:00 PM		X					
TAL-NC Job ID: 240-21223													
S-021913-SM-136	BH37-13	soil	0	2.5	2/19/2013	9:00:00 AM		X					
S-021913-SM-137	BH37-13	soil	15	16	2/19/2013	9:01:00 AM		X					MS/MSD
S-021913-SM-148	BH49-13	soil	0	2.5	2/19/2013	12:40:00 PM	X						
S-021913-SM-149	BH49-13	soil	7.5	10	2/19/2013	12:42:00 PM	X						

Notes:

ft. bgs	Feet below ground surface
VOC	Volatile organic compounds
SVOC	Semi-volatile organic compounds
PCB	Polychlorinated biphenyls
TAL	Total analyte list
MS/MSD	Matrix spike/matrix spike duplicate

TABLE 2

ANALYTICAL METHODS AND HOLDING TIME CRITERIA
INVESTIGATION WORK PLAN IMPLEMENTATION
RACER FORMER MANUAL TRANSMISSIONS OF MUNCIE
MUNCIE, INDIANA
FEBRUARY 2013

Parameter	*Method*	*Matrix*	*Holding Time*	
			Collection to Extraction (days)	*Collection or Extraction to Analysis (days)*
VOC	SW-846 8260B	Soil	-	14
SVOC	SW-846 8270C	Soil	14	40
PCB	SW-846 8082	Soil	14	40
TAL Metals	SW-846 6010B	Soil	-	180
Mercury	SW-846 7471A	Soil	-	28
Cyanide (Total)	SW-846 9012A	Soil	-	14

Notes:

SW-846	"Test Methods for Evaluating Solid Waste, Physical/Chemical Methods", SW-846, Third Edition, 1986, with subsequent revisions.
VOC	Volatile organic compounds
SVOC	Semi-volatile organic compounds
PCB	Polychlorinated biphenyls
TAL	Total analyte list

TABLE 3

QUALIFIED SAMPLE RESULTS DUE TO ANALYTE CONCENTRATIONS IN THE METHOD BLANKS
INVESTIGATION WORK PLAN IMPLEMENTATION
RACER FORMER MANUAL TRANSMISSIONS OF MUNCIE
MUNCIE, INDIANA
FEBRUARY 2013

Parameter	*Analyte*	*Analysis Date (mm/dd/yyyy)*	*Blank Result **	*Sample ID*	*Original Result*	*Qualified Result*	*Units*
VOC	Methylene chloride	2/15/2013	2.52 J	S-021213-SM-041	1.5 JB	3.9 U	ug/kg
				S-021213-SM-042	0.73 JB	4.3 U	ug/kg
				S-021213-SM-043	1.3 JB	4.2 U	ug/kg
VOC	Acetone	2/19/2013	13.0 J	S-021413-SM-073	14 JB	22 U	ug/kg
				S-021413-SM-074	13 JB	22 U	ug/kg
				S-021413-SM-077	11 JB	21 U	ug/kg
				S-021413-SM-080	13 JB	22 U	ug/kg
				S-021413-SM-091	16 JB	18 U	ug/kg
				S-021413-SM-092	16 JB	21 U	ug/kg
				S-021413-SM-093	6.9 JB	18 U	ug/kg
				S-021413-SM-095	25 B	25 U	ug/kg
				S-021413-SM-096	7.0 JB	18 U	ug/kg
	Methylene chloride	2/19/2013	3.23 J	S-021413-SM-077	21 B	21 U	ug/kg
				S-021413-SM-079	27 B	27 U	ug/kg
				S-021413-SM-080	27 B	27 U	ug/kg
				S-021413-SM-081	28 B	28 U	ug/kg
				S-021413-SM-082	28 B	28 U	ug/kg
				S-021413-SM-083	22 B	22 U	ug/kg
				S-021413-SM-084	31 B	31 U	ug/kg
				S-021413-SM-091	28 B	28 U	ug/kg
				S-021413-SM-092	24 B	24 U	ug/kg
				S-021413-SM-093	27 B	27 U	ug/kg
				S-021413-SM-094	26 B	26 U	ug/kg
				S-021413-SM-096	22 B	22 U	ug/kg
VOC	Acetone	2/22/2013	8.54 J	S-021513-SM-097	9.0 JB	21 U	ug/kg
	Methylene chloride	2/22/2013	2.14 J	S-021513-SM-097	3.0 JB	5.1 U	ug/kg
				S-021513-SM-098	2.5 JB	4.5 U	ug/kg
				S-021513-SM-099	3.5 JB	4.1 U	ug/kg

TABLE 3

QUALIFIED SAMPLE RESULTS DUE TO ANALYTE CONCENTRATIONS IN THE METHOD BLANKS
INVESTIGATION WORK PLAN IMPLEMENTATION
RACER FORMER MANUAL TRANSMISSIONS OF MUNCIE
MUNCIE, INDIANA
FEBRUARY 2013

Parameter	*Analyte*	*Analysis Date (mm/dd/yyyy)*	*Blank Result **	*Sample ID*	*Original Result*	*Qualified Result*	*Units*
VOC	Methylene chloride	2/20/2013	3.31 J	S-021813-SM-119	2.9 JB	5.2 U	ug/kg
				S-021813-SM-120	1.7 JB	4.5 U	ug/kg
				S-021813-SM-123	2.7 JB	6.1 U	ug/kg
VOC	2-Butanone (MEK)	2/21/2013	2.10 J	S-021813-SM-121	2.0 JB	18 U	ug/kg
	2-Hexanone	2/21/2013	1.10 J	S-021813-SM-121	0.87 JB	18 U	ug/kg
		2/21/2013	0.341 J	S-021813-SM-121	0.30 JB	4.4 U	ug/kg
SVOC	bis(2-Ethylhexyl)phthalate (DEHP)	2/25/2013	30.1 J	S-021813-SM-129	34 JB	56 U	ug/kg
				S-021813-SM-130	42 JB	58 U	ug/kg
				S-021813-SM-131	60 B	60 U	ug/kg
				S-021813-SM-133	42 JB	58 U	ug/kg
				S-021813-SM-134	43 JB	55 U	ug/kg
VOC	2-Butanone (MEK)	2/21/2013	2.10 J	S-021913-SM-149	2.4 JB	22 U	ug/kg
SVOC	bis(2-Ethylhexyl)phthalate (DEHP)	3/4/2013	33.9 J	S-021413-SM-075	37 JB	57 U	ug/kg

Notes:

* Blank result adjusted for sample factors where applicable
U Not detected at the associated reporting limit
J Estimated concentration
B Laboratory qualifier - result detected in associated method blank
ug/kg micrograms per kilogram
VOC Volatile organic compounds
SVOC Semi-volatile organic compounds

TABLE 4

QUALIFIED SAMPLE RESULTS DUE TO OUTLYING LABORATORY CONTROL SAMPLE RESULTS
INVESTIGATION WORK PLAN IMPLEMENTATION
RACER FORMER MANUAL TRANSMISSIONS OF MUNCIE
MUNCIE, INDIANA
FEBRUARY 2013

Parameter	*Analyte*	*LCS Date (mm/dd/yyyy)*	*LCS (percent)*	*Control Limits (percent)*	*Associated Sample ID*	*Qualified Results*	*Units*
SVOC	3,3'-Dichlorobenzidine	3/4/2013	21	28-110	S-021413-SM-075	110 UJ	ug/kg

Notes:

LCS Laboratory control sample
UJ Not detected; associated reporting limit is estimated
ug/kg micrograms per kilogram
SVOC Semi-volatile organic compounds

TABLE 5

QUALIFIED SAMPLE RESULTS DUE TO OUTLYING MATRIX SPIKE/MATRIX SPIKE DUPLICATE RESULTS
INVESTIGATION WORK PLAN IMPLEMENTATION
RACER FORMER MANUAL TRANSMISSIONS OF MUNCIE
MUNCIE, INDIANA
FEBRUARY 2013

Parameter	*Sample ID*	*Analyte*	*MS % Recovery*	*MSD % Recovery*	*RPD (percent)*	*Control Limits*		*Qualified Result*	*Units*
						% Recovery	*RPD*		
VOC	S-021413-SM-072	Methylene chloride	152	174	9	54-115	30	56 J	ug/kg
TAL metals	S-021413-SM-072	Antimony	33	41	22	75-125	20	1.0 J	mg/kg
	S-021413-SM-073							1.2 UJ	mg/kg
	S-021413-SM-074							0.52 J	mg/kg
	S-021413-SM-072	Zinc	194	225	6	75-125	20	190 J	mg/kg
	S-021413-SM-073							66 J	mg/kg
	S-021413-SM-074							84 J	mg/kg
	S-021413-SM-072	Lead	164	161	1	75-125	20	130 J	mg/kg
	S-021313-SM-047							120 J	mg/kg
	S-021313-SM-050							160 J	mg/kg
	S-021313-SM-051							110 J	mg/kg
	S-021313-SM-053							300 J	mg/kg
	S-021313-SM-059							5.2 J	mg/kg
	S-021313-SM-060							3.5 J	mg/kg
	S-021313-SM-066							4.0 J	mg/kg
	S-021313-SM-069							49 J	mg/kg
	S-021413-SM-073							16 J	mg/kg
	S-021413-SM-074							16 J	mg/kg
	S-021413-SM-072	Mercury	120	270	57	11-192	20	0.13 J	mg/kg
	S-021413-SM-073							0.13 J	mg/kg
	S-021413-SM-074							0.13 J	mg/kg
	S-021213-SM-041							0.071 J	mg/kg
	S-021213-SM-042							0.078 J	mg/kg
	S-021213-SM-043							0.073 J	mg/kg

TABLE 5

QUALIFIED SAMPLE RESULTS DUE TO OUTLYING MATRIX SPIKE/MATRIX SPIKE DUPLICATE RESULTS
INVESTIGATION WORK PLAN IMPLEMENTATION
RACER FORMER MANUAL TRANSMISSIONS OF MUNCIE
MUNCIE, INDIANA
FEBRUARY 2013

Parameter	*Sample ID*	*Analyte*	*MS % Recovery*	*MSD % Recovery*	*RPD (percent)*	*Control Limits*		*Qualified Result*	*Units*
						% Recovery	*RPD*		
SVOC	S-021413-SM-072	2,4,6-Trichlorophenol	0	0	NC	10-110	38	R	
		2,4-Dinitrophenol	0	0	NC	10-110	99	R	
		2,4-Dinitrotoluene	79	0	NC	32-110	30	R	
		2-Methylnaphthalene	81	1544	177	10-133	42	110 J	ug/kg
		2-Methylphenol	0	88	NC	24-110	51	R	
		3,3'-Dichlorobenzidine	0	0	NC	10-110	56	R	
		4,6-Dinitro-2-methylphenol	0	0	NC	10-110	55	R	
		4-Bromophenyl phenyl ether	69	0	NC	33-110	30	R	
		4-Nitrophenol	0	0	NC	10-113	49	R	
		Acenaphthene	97	3984	183	22-110	99	570 J	ug/kg
		Anthracene	123	3297	171	20-110	99	1000 J	ug/kg
		Benzo(g,h,i)perylene	129	4246	169	10-117	99	1700 J	ug/kg
		Benzo(k)fluoranthene	140	7805	181	10-121	99	2000 J	ug/kg
		Butyl benzylphthalate (BBP)	94	0	NC	44-110	30	R	
		Carbazole	100	3263	178	34-110	30	690 J	ug/kg
		Dibenz(a,h)anthracene	0	2332	NC	14-113	99	R	
		Dibenzofuran	85	2332	181	29-110	30	260 J	ug/kg
		Di-n-octyl phthalate (DnOP)	123	265	73	24-119	30	UJ	ug/kg
		Fluorene	90	3538	184	23-110	99	460 J	ug/kg
		Hexachlorocyclopentadiene	0	0	NC	10-110	79	R	
		Indeno(1,2,3-cd)pyrene	138	4093	169	10-114	99	1600 J	ug/kg
		N-Nitrosodiphenylamine	73	0	NC	22-110	30	R	
SVOC	S-021913-SM-137	Hexachlorocyclopentadiene	0	0	NC	10-110	79	R	

Notes:

MS	Matrix spike
MSD	Matrix spike duplicate
RPD	Relative percent difference
NC	Not calculable
J	Estimated concentration
UJ	Not detected; associated reporting limit is estimated
R	Rejected
ug/kg	micrograms per kilogram
mg/kg	milligrams per kilogram
VOC	Volatile organic compounds
SVOC	Semi-volatile organic compounds
TAL	Total analyte list

TABLE 6

QUALIFIED SAMPLE DATA DUE TO VARIABILITY IN FIELD DUPLICATE RESULTS
INVESTIGATION WORK PLAN IMPLEMENTATION
RACER FORMER MANUAL TRANSMISSIONS OF MUNCIE
MUNCIE, INDIANA
FEBRUARY 2013

Parameter	*Analyte*	*RPD/Diff (percent)*	*Sample ID*	*Qualified Result*	*Field Duplicate Sample ID*	*Qualified Result*	*Units*
Lead	Lead	157	S-021213-SM-037	68 J	S-021213-SM-038	8.2 J	mg/kg

Notes:

Diff	Difference (i.e. >1X RL for waters or >2XRL for soils.)
RPD	Relative percent difference.
J	Estimated concentration
mg/kg	milligrams per kilogram

CONESTOGA-ROVERS & ASSOCIATES

6520 Corporate Drive
Indianapolis, Indiana 46278
Telephone: 317-291-7007 Fax: 317-328-2666
www.CRAworld.com

MEMORANDUM

TO: Shannon Richardson

REF. NO.: 017324-T07

FROM: Michael Richardson/kg/18/MR

DATE: April 29, 2013

E-Mail and Hard Copy if Requested

RE: Analytical Results and Reduced Validation
Investigation Work Plan Implementation
RACER Former Manual Transmissions of Muncie
Muncie, Indiana
March 2013

INTRODUCTION

The following document details a reduced validation of analytical results for groundwater samples collected in support of the Investigation Work Plan implementation at the RACER Former Manual Transmissions of Muncie Site during March 2013. Samples were submitted to TestAmerica Laboratories, Inc. located in North Canton, Ohio (TA-NC). A sample collection and analysis summary is presented in Table 1. A summary of the analytical methodology is presented in Table 2.

Standard CRA report deliverables were submitted by the laboratory. The final results and supporting quality assurance/quality control (QA/QC) data were assessed. Evaluation of the data was based on information obtained from the chain of custody forms, finished report forms, method blank data, recovery data from surrogate spikes, laboratory control samples (LCS), matrix spikes, and field QC samples.

The QA/QC criteria by which these data have been assessed are outlined in the analytical methods referenced in Table 2 and the documents entitled:

i) "QAPP", Revision 2, April 5, 2011

ii) "USEPA Contract Laboratory Program National Functional Guidelines for Organic Data Review", United States Environmental Protection Agency (USEPA) 540/R-99-008, October 1999

iii) "USEPA Contract Laboratory Program National Functional Guidelines for Inorganic Data Review", USEPA 540/R-94-013, February 1994

Items ii) and iii) will subsequently be referred to as the "Guidelines" in this Memorandum.

EQUAL EMPLOYMENT OPPORTUNITY EMPLOYER

REGISTERED COMPANY FOR ISO 9001 ENGINEERING DESIGN

SAMPLE HOLDING TIME AND PRESERVATION

The sample holding time criteria and sample preservation requirements for the analyses are summarized in Table 2. Sample chain of custody documents and analytical reports were used to determine sample holding times. All samples were prepared and analyzed within the required holding times.

All samples were properly preserved and delivered on ice, and stored by the laboratory at the required temperature (0-6°C).

LABORATORY METHOD BLANK ANALYSES

Method blanks are prepared from a purified matrix and analyzed with investigative samples to determine the existence and magnitude of sample contamination introduced during the analytical procedures.

For this study, laboratory method blanks were analyzed at a minimum frequency of one per 20 investigative samples or one per analytical batch.

The samples presented in Table 3 were qualified due to laboratory contamination. The laboratory flagged the concentrations with a "B", which may be disregarded. The remaining method blank samples were reported to be free from detectable levels of target analytes, indicating no additional laboratory-attributable contamination occurred.

SURROGATE SPIKE RECOVERIES – ORGANIC ANALYSES

In accordance with the methods employed, all samples, blanks and QC samples analyzed for organics are spiked with surrogate compounds prior to sample extraction or analysis. Surrogate recoveries provide a means to evaluate the effects of laboratory performance on individual sample matrices.

All samples submitted for volatile organic compound (VOC) and polychlorinated biphenyl (PCB) determinations were spiked with the appropriate number of surrogate compounds prior to sample extraction or analysis.

Surrogate recoveries were assessed against laboratory control limits. All surrogate recoveries met the above criteria.

LABORATORY CONTROL SAMPLE (LCS) ANALYSES

LCS are prepared and analyzed as samples to assess the analytical efficiencies of the methods employed, independent of sample matrix effects.

For this study, LCS were analyzed at a minimum frequency of one per 20 investigative samples or one per analytical batch.

Organic Analyses
The LCS contained all compounds of interest. The samples that were qualified due to violation of LCS percent recovery criteria are outlined in Table 4. All remaining LCS recoveries were within the laboratory control limits, demonstrating acceptable analytical accuracy.

Inorganic Analyses
The LCS contained all analytes of interest. LCS recoveries were assessed per the "Guidelines". All LCS recoveries were within the control limits, demonstrating acceptable analytical accuracy.

MATRIX SPIKE/MATRIX SPIKE DUPLICATE (MS/MSD) ANALYSES

To evaluate the effects of sample matrices on the extraction or digestion process, measurement procedures, and accuracy of a particular analysis, samples are spiked with a known concentration of the analyte of concern and analyzed as MS/MSD samples. The relative percent difference (RPD) between the MS and MSD is used to assess analytical precision. If the original sample concentration is significantly greater than the spike concentration, the recovery is not assessed.

MS/MSD analyses were performed as specified in Table 1. The laboratory performed additional site specific MS/MSD analyses internally.

Organic Analyses
The MS/MSD samples were spiked with all compounds of interest. The samples that were qualified due to violation of MS/MSD percent recovery criteria are outlined in Table 5. All remaining percent recoveries and RPD values were within the laboratory control limits or did not warrant qualification, demonstrating acceptable analytical accuracy and precision.

Inorganic Analyses
The MS/MSD samples were spiked with the analytes of interest and the results were evaluated using the "Guidelines". All percent recoveries and RPD values were within the control limits, demonstrating acceptable analytical accuracy and precision.

FIELD QA/QC SAMPLES

The field QA/QC consisted of one (1) trip blank sample and two (2) field duplicate sample sets.

Trip Blank Sample Analysis
To evaluate contamination from sample collection, transportation, storage, and analytical activities, one (1) trip blank was submitted to the laboratory for VOC analysis. All results were non-detect for the compounds of interest.

Field Duplicate Sample Analysis

To assess the analytical and sampling protocol precision, two (2) field duplicate samples were collected and submitted "blind" to the laboratory, as specified in Table 1. The RPDs associated with these duplicate samples must be less than 50 percent for water samples. If the reported concentration in either the investigative sample or its duplicate is less than five times the practical quantitation limit (PQL), the evaluation criterion is one time the PQL value for water samples.

All field duplicate results were within acceptable agreement, demonstrating acceptable sampling and analytical precision.

ANALYTE REPORTING

The laboratory reported detected results down to the laboratory's method detection limit (MDL) for each analyte. Positive analyte detections less than the PQL but greater than the MDL were qualified as estimated (J) unless qualified otherwise in this memorandum. Non-detect results were presented as non-detect at the PQL.

CONCLUSION

Based on this assessment of the information provided, the data produced by TA-NC were found to exhibit acceptable levels of accuracy and precision and may be used with the qualifications noted.

TABLE 1

SAMPLE COLLECTION AND ANALYSIS SUMMARY
INVESTIGATION WORK PLAN IMPLEMENTATION
RACER FORMER MANUAL TRANSMISSIONS OF MUNCIE
MUNCIE, INDIANA
MARCH 2013

Analysis/Parameters

Sample Identification	*Location*	*Matrix*	*Collection Date (mm/dd/yyyy)*	*Collection Time (hr:min)*	*TCL VOC*	*TAL metals*	*PCB*	*Comments*
TA-NC Job ID: 240-22052-1								
GW-017324-031413-SM-001	MW21A	groundwater	3/14/2013	8:35			X	
GW-017324-031413-SM-002	MW54-13	groundwater	3/14/2013	9:45	X	X		MS/MSD
GW-017324-031413-SM-003	MW54-13	groundwater	3/14/2013	9:50	X	X		duplicate of GW-017324-031413-SM-002
GW-017324-031413-SM-004	MW53-13	groundwater	3/14/2013	10:35	X			
GW-017324-031413-SM-005	MW52-13	groundwater	3/14/2013	11:50		X	X	MS/MSD
GW-017324-031413-SM-006	MW52-13	groundwater	3/14/2013	11:55			X	duplicate of GW-017324-031413-SM-005
TB-017324-031413-SM-001	Trip blank	DI water	3/14/2013	12:40	X			

Notes:

TA-NC	TestAmerica Laboratories, Inc. - North Canton, Ohio
TCL	Target compound list
VOC	Volatile organic compounds
TAL	Target analyte list
PCB	Polychlorinated biphenyls

TABLE 2

ANALYTICAL METHODS AND HOLDING TIME CRITERIA
INVESTIGATION WORK PLAN IMPLEMENTATION
RACER FORMER MANUAL TRANSMISSIONS OF MUNCIE
MUNCIE, INDIANA
MARCH 2013

Parameter	*Method* [1]	*Matrix*	*Holding Time*	
			Collection to Extraction (days)	*Collection or Extraction to Analysis (days)*
TCL VOC	SW-846 8260	Water	-	14
PCB	SW-846 8082	Water	7	40
TAL Metals	SW-846 6020	Water	-	180
Mercury	SW-846 7470A	Water	-	28

Notes:

SW-846 "Test Methods for Evaluating Solid Waste, Physical/Chemical Methods", SW-846, Third Edition, 1986, with subsequent revisions.

TABLE 3

QUALIFIED SAMPLE RESULTS DUE TO ANALYTE CONCENTRATIONS IN THE METHOD BLANKS
INVESTIGATION WORK PLAN IMPLEMENTATION
RACER FORMER MANUAL TRANSMISSIONS OF MUNCIE
MUNCIE, INDIANA
MARCH 2013

Parameter	*Analyte*	*Analysis Date (mm/dd/yyyy)*	*Blank Result **	*Sample ID*	*Original Result*	*Qualified Result*	*Units*
TCL VOC	Methylene chloride	3/23/2013	0.676 J	GW-017324-031413-SM-004	1.7 JB	2.9 U	ug/L
TAL metals	Antimony	3/20/2013	3.10 J	GW-017324-031413-SM-003	14 B	14 U	ug/L
				GW-017324-031413-SM-005	2.1 JB	10 U	ug/L
	Vanadium	3/20/2013	0.871 J	GW-017324-031413-SM-002	4.1 JB	7.0 U	ug/L
				GW-017324-031413-SM-003	3.4 JB	7.0 U	ug/L
	Zinc	3/20/2013	11.7 J	GW-017324-031413-SM-002	23 JB	50 U	ug/L
				GW-017324-031413-SM-003	22 JB	50 U	ug/L
				GW-017324-031413-SM-005	57 B	57 U	ug/L

Notes:

* Blank result adjusted for sample factors where applicable
U Not detected at the associated reporting limit
J Estimated concentration
B Laboratory qualifier - result detected in associated method blank

TABLE 4

QUALIFIED SAMPLE RESULTS DUE TO OUTLYING LABORATORY CONTROL SAMPLE RESULTS
INVESTIGATION WORK PLAN IMPLEMENTATION
RACER FORMER MANUAL TRANSMISSIONS OF MUNCIE
MUNCIE, INDIANA
MARCH 2013

Parameter	*Analyte*	*LCS Date (mm/dd/yyyy)*	*LCS (percent)*	*Control Limits (percent)*	*Associated Sample ID*	*Qualified Results*	*Units*
TCL VOC	Trichlorofluoromethane (CFC-11)	3/21/2013	200	49-157	GW-017324-031413-SM-002	1.7 J	ug/L
					GW-017324-031413-SM-003	1.6 J	ug/L

Notes:

LCS Laboratory control sample.
J Estimated concentration

TABLE 5

QUALIFIED SAMPLE RESULTS DUE TO OUTLYING MATRIX SPIKE/MATRIX SPIKE DUPLICATE RESULTS
INVESTIGATION WORK PLAN IMPLEMENTATION
RACER FORMER MANUAL TRANSMISSIONS OF MUNCIE
MUNCIE, INDIANA
MARCH 2013

Parameter	*Sample ID*	*Analyte*	*MS % Recovery*	*MSD % Recovery*	*RPD (percent)*	*Control Limits*		*Qualified Result*	*Units*
						% Recovery	*RPD*		
TCL VOC	GW-017324-031413-SM-002	Trichlorofluoromethane (CFC-11)	202	195	3	46-157	30	1.7 J	ug/L

Notes:

MS Matrix spike.
MSD Matrix spike duplicate.
RPD Relative percent difference.
J Estimated concentration

Appendix L

Site-Specific Screening Level (SSSL) Derivation

ADULT LEAD MODEL AND RESULTS
RFI REPORT
FORMER MANUAL TRANSMISSIONS OF MUNCIE FACILITY
MUNCIE, INDIANA

Variable	*Description of Variable*	*Units*	*GSDi and PbBo from Analysis of NHANES 1999-2004*	*GSDi and PbBo from Analysis of NHANES III (Phases 1&2)*
$PbB_{fetal,\ 0.95}$	95th percentile PbB in fetus	ug/dL	10	10
$R_{fetal/maternal}$	Fetal/maternal PbB ratio	--	0.9	0.9
BKSF	Biokinetic Slope Factor	ug/dL per ug/day	0.4	0.4
GSD_i	Geometric standard deviation PbB	--	1.8	2.1
PbB_0	Baseline PbB	ug/dL	1.0	1.5
IR_S	Soil ingestion rate (including soil-derived indoor dust)	g/day	0.050	0.050
$AF_{S,\ D}$	Absorption fraction (same for soil and dust)	--	0.11	0.11
$EF_{S,\ D}$	Exposure frequency (same for soil and dust)	days/yr	250	250
$AT_{S,\ D}$	Averaging time (same for soil and dust)	days/yr	365	365
PRG		**ppm**	**2,140**	**1,180**

Average of two methods: **1,660**

Notes:
Source: the calculations spreadsheet depicted above is available at http://www.epa.gov/superfund/lead/products.htm

CALCULATIONS OF PRELIMINARY REMEDIATION GOALS (PRGs)
RFI REPORT
FORMER MANUAL TRANSMISSIONS OF MUNCIE FACILITY
MUNCIE, INDIANA

Calculations of Blood Lead Concentrations (PbBs)

U.S. EPA Technical Review Workgroup for Lead, Adult Lead Committee
Version date 6/21/09 EDIT RED CELLS

Variable	Description of Variable	Units	GSDi and PbBo from Analysis of NHANES 1999-2004	GSDi and PbBo from Analysis of NHANES III (Phases 1&2)
PbS	Soil lead concentration	ug/g or ppm	2240	1235
$R_{fetal/maternal}$	Fetal/maternal PbB ratio	--	0.9	0.9
BKSF	Biokinetic Slope Factor	ug/dL per ug/day	0.4	0.4
GSD_i	Geometric standard deviation PbB	--	1.8	2.1
PbB_0	Baseline PbB	ug/dL	1.0	1.5
IR_S	Soil ingestion rate (including soil-derived indoor dust)	g/day	0.050	0.050
IR_{S+D}	Total ingestion rate of outdoor soil and indoor dust	g/day	--	--
W_S	Weighting factor; fraction of IR_{S+D} ingested as outdoor soil	--	--	--
K_{SD}	Mass fraction of soil in dust	--	--	--
$AF_{S,D}$	Absorption fraction (same for soil and dust)	--	0.12	0.12
$EF_{S,D}$	Exposure frequency (same for soil and dust)	days/yr	219	219
$AT_{S,D}$	Averaging time (same for soil and dust)	days/yr	365	365
PbB_{adult}	**PbB of adult worker, geometric mean**	**ug/dL**	**4.2**	**3.3**
$PbB_{fetal,0.95}$	95th percentile PbB among fetuses of adult workers	ug/dL	10.0	10.0
PbB_t	Target PbB level of concern (e.g., 10 ug/dL)	ug/dL	**10.0**	**10.0**
$P(PbB_{fetal} > PbB_t)$	**Probability that fetal PbB > PbB_t, assuming lognormal distribution**	**%**	**5.0%**	**5.0%**

Source: U.S. EPA (1996). Recommendations of the Technical Review Workgroup for Lead for an Interim Approach to Assessing Risks Associated with Adult Exposures to Lead in Soil

RISC NON-DEFAULT CLOSURE TOOL DATA PAGE
SITE SPECIFIC DATA - CONSTRUCTION/INDUSTRIAL WORKER
RFI REPORT
FORMER MANUAL TRANSMISSIONS OF MUNCIE FACILITY
MUNCIE, INDIANA

risk integrated system of closure

2006 Nondefault Industrial Closure Tool version 1.2.1

Updated July 23, 2009

Step 1 - Choose your Contaminants of Concern

Select a contaminant from the box on the left. Press the ">" to add the contaminant to your list of COCs. If you make a mistake, you can use the "<" button to remove a contaminant from the list. Repeat these steps until all COCs for your site are listed in the box on the right.

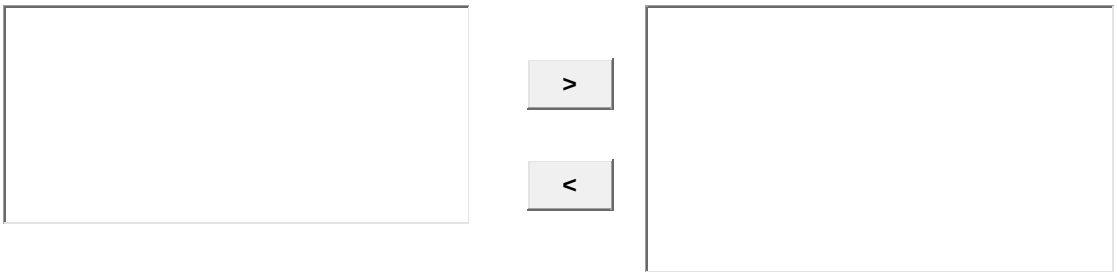

Step 2 - Modify your Exposure Assumptions

The following is a list of exposure assumptions that are commonly adjusted when deriving non-default closure levels. Any highlighted values may be changed; however, you will be required to give an explanation of any change on the "Justification Sheet."

Parameter	Value	Units	Default	Units
Exposure Duration (ED)	25	years	25	years
Exposure Frequency (EF)	250	days/year	250	days/year
Ingestion Rate - Soil ($IngR_s$)	**100**	mg/day	50	mg/day
Ingestion Rate - Water ($IngR_w$)	1	l/day	1	l/day
Inhalation Rate - Air ($InhR_a$)	20	m^3/day	20	m^3/day
Exposed Skin Surface Area (SA_s)	3160	cm^2	3160	cm^2
Dilution Factor (DF)	20		20	
Fraction of Organic Carbon (surface) (f_{oc})	0.006	g/g	0.006	g/g
Fraction of Organic Carbon (subsurface) (f_{ocsb})	0.002	g/g	0.002	g/g
Total Soil Porosity (n)	0.434	l pore/l soil	0.434	l pore/l soil
Dry Soil Bulk Density (P_b)	1.5	kg/l	1.5	kg/l
Soil Particle Density (P_s)	2.65	g/cm^3	2.65	g/cm^3
Air Filled Soil Porosity Partitioning Model (θ_{ap})	0.134	l air/l soil	0.134	l air/l soil
Air Filled Soil Porosity - Volatilization (θ_{avf})	0.284	l air/l soil	0.284	l air/l soil
Water Filled Soil Porosity Partitioning Model (θ_{wp})	0.3	l water/l soil	0.3	l water/l soil
Water Filled Soil Porosity - Volatilization (θ_{wvf})	0.15	l water/l soil	0.15	l water/l soil

Step 3 - Justify your Changes

Please open the tab labeled "Justification Sheet." You will find a list of all the exposure assumptions that were changed along with their default values and the non-default value that you chose. Below that line you will find a large green box where you may enter text to justify changing that value. If this box does not provide enough space, please use it to provide a reference to another document that you are submitting to IDEM that fully explains the reasoning behind the change you are making.

Step 4 - Generate your Nondefault Industrial Closure Levels

After you click the "Generate Non-Default Closure Levels" button, the Non-Default Industrial Closure Tool will check the validity of your inputs and produce a report that you can print and include in your submission to IDEM.

Generate Nondefault Closure Levels

RISC NON-DEFAULT CLOSURE JUSTIFICATION SHEET
SITE SPECIFIC DATA - CONSTRUCTION/INDUSTRIAL WORKER
RFI REPORT
FORMER MANUAL TRANSMISSIONS OF MUNCIE FACILITY
MUNCIE, INDIANA

risk integrated system of closure

2006 Nondefault Industrial Closure Tool Justification Sheet

Parameter		Value	Units	Default	Units
Ingestion Rate - Soil	**($IngR_S$)**	100	mg/day	50	mg/day
Increase per Section A.3.3 of IDEM RCG, 2012					

RISC NON-DEFAULT CLOSURE NON-DEFAULT CLOSURE LEVELS
SITE SPECIFIC DATA - CONSTRUCTION/INDUSTRIAL WORKER
RFI REPORT
FORMER MANUAL TRANSMISSIONS OF MUNCIE FACILITY
MUNCIE, INDIANA

risk integrated system of closure

2006 Industrial Nondefault Closure Levels

		Soil									Ground Water				
Contaminant	CAS	Soil Attenuation Capacity mg/kg	Soil Saturation (Csat) mg/kg	Construction mg/kg		Soil Direct mg/kg		Migration to GW mg/kg		Nondefault Closure Level mg/kg	Ground Water Solubility mg/l-water	MCL mg/l	Industrial mg/l		Nondefault Closure Level mg/l
Antimony and compounds	7440-36-0	10000		460	NC	350	NC	37	NC	37		0.006	0.041	NC	0.041
Arsenic	7440-38-2	10000		320	NC	13	C	5.8	MCL	5.8		0.01	0.0019	C	0.01
Benzo(a)anthracene	56-55-3	6000/2000		790	C	13	C	62	C	13	0.0094		0.0039	C	0.0039
Benzo(a)pyrene	50-32-8	6000/2000		79	C	1.3	C	16	C	1.3	0.0016	0.0002	0.00039	C	0.00039
Benzo(b)fluoranthene	205-99-2	6000/2000		790	C	13	C	190	C	13	NA		0.0039	C	0.0039
Benzo(k)fluoranthene	207-08-9	6000/2000		7900	C	130	C	1900	C	130	NA		0.039	C	0.039
Cadmium	7440-43-9	10000		590	NC	500	NC	77	NC	77		0.005	0.051	NC	0.051
Chromium VI	18540-29-9	10000		3400	NC	650	C	120	NC	120		0.1	0.31	NC	0.31
Dibenzofuran	132-64-9	6000/2000		1800	NC	790	NC	65	NC	65	3.1		0.2	NC	0.2
1,1-Dichloroethane	75-34-3	6000/2000	1400	8600	NC	1600	NC	58	NC	58	5100		10	NC	10
cis-1,2-Dichloroethylene	156-59-2	6000/2000	1000	750	NC	140	NC	5.8	NC	5.8	3500	0.07	1	NC	1
trans-1,2-Dichloroethylene	156-60-5	6000/2000	2100	1200	NC	230	NC	14	NC	14	6300	0.1	2	NC	2
Indeno(1,2,3-cd)pyrene	193-39-5	6000/2000		790	C	13	C	540	C	13	NA		0.0039	C	0.0039
Methylene chloride	75-09-2	6000/2000	3000	22000	C	190	C	1.8	C	1.8	13000	0.005	0.38	C	0.38
Naphthalene	91-20-3	6000/2000		17000	NC	6700	NC	170	NC	170	31		2	NC	2
PCBs (polychlorinated biphenyls)	1336-36-3	6000/2000		16	NC	4.5	C	18	C	4.5	0.7	0.0005	0.0014	C	0.0014
Tetrachloroethylene (PCE)	127-18-4	6000/2000	120	660	NC	16	C	0.64	C	0.64	200	0.005	0.055	C	0.055
Trichloroethylene (TCE)	79-01-6	6000/2000	630	210	NC	24	C	0.35	NC	0.35	1100	0.005	0.031	NC	0.031
Thallium (and compounds)	7440-28-0	10000		80	NC	62	NC	10	NC	10		0.002	0.0072	NC	0.0072
Vinyl chloride (chloroethene)	75-01-4	6000/2000	930	500	C	5.7	C	0.026	C	0.026	2800	0.002	0.0038	C	0.0038

RISC NON-DEFAULT CLOSURE TOOL DATA PAGE
SITE SPECIFIC DATA - EXCAVATION
RFI REPORT
FORMER MANUAL TRANSMISSIONS OF MUNCIE FACILITY
MUNCIE, INDIANA

risk integrated system of closure

2006 Nondefault Industrial Closure Tool version 1.2.1

Updated July 23, 2009

Step 1 - Choose your Contaminants of Concern

Select a contaminant from the box on the left. Press the ">" to add the contaminant to your list of COCs. If you make a mistake, you can use the "<" button to remove a contaminant from the list. Repeat these steps until all COCs for your site are listed in the box on the right.

>

<

Step 2 - Modify your Exposure Assumptions

The following is a list of exposure assumptions that are commonly adjusted when deriving non-default closure levels. Any highlighted values may be changed; however, you will be required to give an explanation of any change on the "Justification Sheet."

Parameter	Value	Units	Default	Units
Exposure Duration (ED)	**1**	years	25	years
Exposure Frequency (EF)	**45**	days/year	250	days/year
Ingestion Rate - Soil ($IngR_s$)	**330**	mg/day	50	mg/day
Ingestion Rate - Water ($IngR_w$)	1	l/day	1	l/day
Inhalation Rate - Air ($InhR_a$)	20	m^3/day	20	m^3/day
Exposed Skin Surface Area (SA_s)	3160	cm^2	3160	cm^2
Dilution Factor (DF)	20		20	
Fraction of Organic Carbon (surface) (f_{oc})	0.006	g/g	0.006	g/g
Fraction of Organic Carbon (subsurface) (f_{ocsb})	0.002	g/g	0.002	g/g
Total Soil Porosity (n)	0.434	l pore/l soil	0.434	l pore/l soil
Dry Soil Bulk Density (P_b)	1.5	kg/l	1.5	kg/l
Soil Particle Density (P_s)	2.65	g/cm^3	2.65	g/cm^3
Air Filled Soil Porosity Partitioning Model (θ_{ap})	0.134	l air/l soil	0.134	l air/l soil
Air Filled Soil Porosity - Volatilization (θ_{avf})	0.284	l air/l soil	0.284	l air/l soil
Water Filled Soil Porosity Partitioning Model (θ_{wp})	0.3	l water/l soil	0.3	l water/l soil
Water Filled Soil Porosity - Volatilization (θ_{wvf})	0.15	l water/l soil	0.15	l water/l soil

Step 3 - Justify your Changes

Please open the tab labeled "Justification Sheet." You will find a list of all the exposure assumptions that were changed along with their default values and the non-default value that you chose. Below that line you will find a large green box where you may enter text to justify changing that value. If this box does not provide enough space, please use it to provide a reference to another document that you are submitting to IDEM that fully explains the reasoning behind the change you are making.

Step 4 - Generate your Nondefault Industrial Closure Levels

After you click the "Generate Non-Default Closure Levels" button, the Non-Default Industrial Closure Tool will check the validity of your inputs and produce a report that you can print and include in your submission to IDEM.

Generate Nondefault Closure Levels

RISC NON-DEFAULT CLOSURE JUSTIFICATION SHEET
SITE SPECIFIC DATA - EXCAVATION
RFI REPORT
FORMER MANUAL TRANSMISSIONS OF MUNCIE FACILITY
MUNCIE, INDIANA

risk integrated system of closure

2006 Nondefault Industrial Closure Tool
Justification Sheet

Parameter		Value	Units	Default	Units
Exposure Duration	**(ED)**	1	years	25	years
Per Section A.3.3 of IDEM RCG, 2012					
Exposure Frequency	**(EF)**	45	days/year	250	days/year
Per Section A.3.3 of IDEM RCG, 2012					
Ingestion Rate - Soil	**($IngR_S$)**	330	mg/day	50	mg/day
Per Section A.3.3 of IDEM RCG, 2012					

RISC NON-DEFAULT CLOSURE NON-DEFAULT CLOSURE LEVELS
SITE SPECIFIC DATA - EXCAVATION
RFI REPORT
FORMER MANUAL TRANSMISSIONS OF MUNCIE FACILITY
MUNCIE, INDIANA

risk integrated system of closure

2006 Industrial Nondefault Closure Levels

		Soil									Ground Water				
Contaminant	CAS	Soil Attenuation Capacity mg/kg	Soil Saturation (Csat) mg/kg	Construction mg/kg		Soil Direct mg/kg		Migration to GW mg/kg		Nondefault Closure Level mg/kg	Ground Water Solubility mg/l-water	MCL mg/l	Industrial mg/l		Nondefault Closure Level mg/l
Antimony and compounds	7440-36-0	10000		460	NC	660	NC	210	NC	210		0.006	0.23	NC	0.23
Arsenic	7440-38-2	10000		320	NC	450	NC	99	NC	99		0.01	0.17	NC	0.17
Benzo(a)anthracene	56-55-3	6000/2000		790	C	1000	C	150	S	150	0.0094		0.54	C	0.0094
Benzo(a)pyrene	50-32-8	6000/2000		79	C	100	C	66	S	66	0.0016	0.0002	0.054	C	0.0016
Benzo(b)fluoranthene	205-99-2	6000/2000		790	C	1000	C	27000	C	790	NA		0.54	C	0.54
Benzo(k)fluoranthene	207-08-9	6000/2000		7900	C	10000	C	270000	C	2000	NA		5.4	C	5.4
Cadmium	7440-43-9	10000		590	NC	860	NC	430	NC	430		0.005	0.28	NC	0.28
Chromium VI	18540-29-9	10000		3400	NC	4900	NC	650	NC	650		0.1	1.7	NC	1.7
Dibenzofuran	132-64-9	6000/2000		1800	NC	2300	NC	360	NC	360	3.1		1.1	NC	1.1
1,1-Dichloroethane	75-34-3	6000/2000	1400	8600	NC	8800	NC	320	NC	320	5100		57	NC	57
cis-1,2-Dichloroethylene	156-59-2	6000/2000	1000	750	NC	760	NC	32	NC	32	3500	0.07	5.7	NC	5.7
trans-1,2-Dichloroethylene	156-60-5	6000/2000	2100	1200	NC	1200	NC	77	NC	77	6300	0.1	11	NC	11
Indeno(1,2,3-cd)pyrene	193-39-5	6000/2000		790	C	1000	C	76000	C	790	NA		0.54	C	0.54
Methylene chloride	75-09-2	6000/2000	3000	22000	C	24000	C	160	NC	160	13000	0.005	34	NC	34
Naphthalene	91-20-3	6000/2000		17000	NC	21000	NC	950	NC	950	31		11	NC	11
PCBs (polychlorinated biphenyls)	1336-36-3	6000/2000		16	NC	21	NC	140	NC	16	0.7	0.0005	0.011	NC	0.011
Tetrachloroethylene (PCE)	127-18-4	6000/2000	120	660	NC	670	NC	66	NC	66	200	0.005	5.7	NC	5.7
Trichloroethylene (TCE)	79-01-6	6000/2000	630	210	NC	250	NC	1.9	NC	1.9	1100	0.005	0.17	NC	0.17
Thallium (and compounds)	7440-28-0	10000		80	NC	110	NC	57	NC	57		0.002	0.04	NC	0.04
Vinyl chloride (chloroethene)	75-01-4	6000/2000	930	500	C	590	C	3.6	C	3.6	2800	0.002	0.53	C	0.53

SITE SPECIFIC TRESPASSER EQUATION INPUTS - TRESPASSER SOIL
RFI REPORT
FORMER MANUAL TRANSMISSIONS OF MUNCIE FACILITY
MUNCIE, INDIANA

Site-specific
Recreator Screening Levels (RSL) for Soil
ca=Cancer, nc=Noncancer, ca* (Where nc SL < 100 x ca SL),
ca** (Where nc SL < 10 x ca SL), max=SL exceeds ceiling limit (see User's Guide), sat=SL exceeds csat,
Smax=Soil SL exceeds ceiling limit and has been substituted with the max value (see User's Guide),
Ssat=Soil inhalation SL exceeds csat and has been substituted with the csat

Chemical	Ingestion SL TR=1.0E-5 (mg/kg)	Dermal SL TR=1.0E-5 (mg/kg)	Inhalation SL TR=1.0E-5 (mg/kg)	Carcinogenic SL TR=1.0E-5 (mg/kg)	Noncarcinogenic SL (Child) HI=1 (mg/kg)	Ingestion SL (Adult) HQ=1 (mg/kg)	Dermal SL (Adult) HQ=1 (mg/kg)	Inhalation SL (Adult) HQ=1 (mg/kg)	Noncarcinogenic SL (Adult) HI=1 (mg/kg)	Screening Level (mg/kg)
Arsenic, Inorganic	7.64E+02	3.83E+03	2.98E+06	6.37E+02	-	4.91E+03	2.46E+04	2.75E+06	4.09E+03	6.37E+02 ca**
Benz[a]anthracene	3.14E+02	6.06E+02	3.89E+07	2.07E+02	-	-	-	-	-	2.07E+02 ca
Benzo[a]pyrene	3.14E+01	6.06E+01	3.89E+06	2.07E+01	-	-	-	-	-	2.07E+01 ca
Benzo[b]fluoranthene	3.14E+02	6.06E+02	3.89E+07	2.07E+02	-	-	-	-	-	2.07E+02 ca
Benzo[k]fluoranthene	3.14E+03	6.06E+03	3.89E+07	2.07E+03	-	-	-	-	-	2.07E+03 ca
Indeno[1,2,3-cd]pyrene	3.14E+02	6.06E+02	3.89E+07	2.07E+02	-	-	-	-	-	2.07E+02 ca
Lead and Compounds	-	-	-	-	4.00E+02	-	-	-	-	4.00E+02 nc
Manganese (Non-diet)	-	-	-	-	-	2.36E+05	-	9.16E+06	2.30E+05	2.30E+05 max
Polybrominated Biphenyls	2.29E+01	5.75E+01	1.49E+06	1.64E+01	-	6.88E+01	1.72E+02	-	4.92E+01	1.64E+01 ca**
Polychlorinated Biphenyls (high risk)	3.44E+02	6.16E+02	2.24E+07	2.21E+02	-	-	-	-	-	2.21E+02 ca
Thallium (Soluble Salts)	-	-	-	-	-	9.83E+01	-	-	9.83E+01	9.83E+01 nc
Trichloroethylene	4.98E+03	-	1.82E+03	1.34E+03	-	4.91E+03	-	6.41E+02	5.67E+02	5.67E+02 nc

Output generated 10MAY2014:07:39:13

APPENDIX K
TABLE XXX

SITE SPECIFIC TRESPASSER EQUATION INPUTS - GROUNDWATER
MUNCIE FACILITY
RACER TRUST
MUNCIE, IN

Variable	Value
TR (target cancer risk) unitless	0.00001
ED_{recw} (exposure duration - recreator) year	30
ED_{recwa} (exposure duration - adult) year	24
ED_{recwc} (exposure duration - child) year	6
ED_{0-2} (mutagenic exposure duration) year	2
ED_{2-6} (mutagenic exposure duration) year	4
ED_{6-16} (mutagenic exposure duration) year	10
ED_{16-30} (mutagenic exposure duration) year	14
THQ (target hazard quotient) unitless	1
LT (lifetime - recreator) year	70
EF (exposure frequency) day/year	
EF_{recwa} (adult exposure frequency) day/year	10.833
EF_{recwc} (child exposure frequency) day/year	0
EF_{0-2} (mutagenic exposure frequency) day/year	0
EF_{2-6} (mutagenic exposure frequency) day/year	0
EF_{6-16} (mutagenic exposure frequency) day/year	26
EF_{16-30} (mutagenic exposure frequency) day/year	0
$ET_{recw-adj}$ (age-adjusted exposure time) hour/event	0.834
$ET_{recw-madj}$ (mutagenic age-adjusted exposure time) hour/event	0.833
ET_{recwa} (adult exposure time) hour/event	1.042
ET_{recwc} (child exposure time) hour/event	0
$ET_{recw0-2}$ (mutagenic exposure time) hour/event	0
$ET_{recw2-6}$ (mutagenic exposure time) hour/event	0
$ET_{recw6-16}$ (mutagenic exposure time) hour/event	2.5
$ET_{recw16-30}$ (mutagenic exposure time) hour/event	0
EV_{recwa} (adult) events/day	0.417
EV_{recwc} (child) events/day	0
EV_{0-2} (mutagenic) events/day	0
EV_{2-6} (mutagenic) events/day	0
EV_{6-16} (mutagenic) events/day	1
EV_{16-30} (mutagenic) events/day	0
BW_{recwc} (body weight - child) kg	15
BW_{recwa} (body weight - adult) kg	70
BW_{0-2} (mutagenic body weight) kg	15
BW_{2-6} (mutagenic body weight) kg	15
BW_{6-16} (mutagenic body weight) kg	70
BW_{16-30} (mutagenic body weight) kg	70
SA_{recwc} (skin surface area - child) cm^2	6600
SA_{recwa} (skin surface area - adult) cm^2	18000
SA_{0-2} (skin surface area - mutagenic) cm^2	6600
SA_{2-6} (skin surface area - mutagenic) cm^2	6600
SA_{6-16} (skin surface area - mutagenic) cm^2	18000

APPENDIX K
TABLE XXX

SITE SPECIFIC TRESPASSER EQUATION INPUTS - GROUNDWATER
MUNCIE FACILITY
RACER TRUST
MUNCIE, IN

Variable	Value
SA_{16-30} (skin surface area - mutagenic) cm^2	18000
SA_{0-2} (mutagenic skin surface area) cm^2	6600
SA_{2-6} (mutagenic skin surface area) cm^2	6600
SA_{6-16} (mutagenic skin surface area) cm^2	18000
SA_{16-30} (mutagenic skin surface area) cm^2	18000
$IFW_{rec-adj}$ (age-adjusted water intake rate) L/kg	0.081
$IFWM_{rec-adj}$ (mutagenic age-adjusted water intake rate) L/kg	1.393
$DFW_{rec-adj}$ (age-adjusted dermal factor) cm^2-event/kg	27878.571
$DFWM_{rec-adj}$ (mutagenic age-adjusted dermal factor) cm^2-	200571.429
IRW_{recwa} (water intake rate - adult) L/hr	0.05
IRW_{recwc} (water intake rate - child) L/hr	0.05
IRW_{0-2} (mutagenic water intake rate) L/hr	0.05
IRW_{2-6} (mutagenic water intake rate) L/hr	0.05
IRW_{6-16} (mutagenic water intake rate) L/hr	0.05
IRW_{16-30} (mutagenic water intake rate) L/hr	0.05
l_{sc} (apparent thickness of stratum corneum) cm	0.001

Output generated 09MAY2014:08:47:32

SITE SPECIFIC TRESPASSER SCREENING LEVELS
RFI REPORT
FORMER MANUAL TRANSMISSIONS OF MUNCIE FACILITY
MUNCIE, INDIANA

Site-specific
Recreator Screening Levels (RSL) for Surface Water
ca=Cancer, nc=Noncancer, ca* (Where nc SL < 100 x ca SL),
ca** (Where nc SL < 10 x ca SL), max=SL exceeds ceiling limit (see User's Guide), sat=SL exceeds csat,
Smax=Soil SL exceeds ceiling limit and has been substituted with the max value (see User's Guide),
Ssat=Soil inhalation SL exceeds csat and has been substituted with the csat

Chemical	Ingestion SL TR=1.0E-5 (µg/L)	Dermal SL TR=1.0E-5 (µg/L)	Carcinogenic SL TR=1.0E-5 (µg/L)	Ingestion SL (Child) HQ=1 (µg/L)	Dermal SL (Child) HQ=1 (µg/L)	Non Carcinogenic SL (Child) HQ=1 µ(g/L)	Ingestion SL (Adult) HQ=1 (µg/L)	Dermal SL (Adult) HQ=1 (µg/L)	Non Carcinogenic SL (Adult) HQ=1 (µg/L)	Screening Level (µg/L)
Antimony (metallic)	-	-	-	-	-	-	4.34E+04	1.81E+04	1.28E+04	1.28E+04 nc
Arsenic, Inorganic	2.10E+03	7.33E+03	1.63E+03	-	-	-	3.26E+04	9.05E+04	2.39E+04	1.63E+03 ca*
Benzo[b]fluoranthene	2.51E+02	-	2.51E+02	-	-	-	-	-	-	2.51E+02 ca
Cadmium (Water)	-	-	-	-	-	-	5.43E+04	7.54E+03	6.62E+03	6.62E+03 nc
Cobalt	-	-	-	-	-	-	3.26E+04	2.26E+05	2.85E+04	2.85E+04 nc
Dichloroethane, 1,1-	5.53E+05	1.54E+05	1.20E+05	-	-	-	2.17E+07	5.21E+06	4.20E+06	1.20E+05 ca*
Dichloroethylene, 1,2-cis-	-	-	-	-	-	-	2.17E+05	3.24E+04	2.82E+04	2.82E+04 nc
Dichloroethylene, 1,2-trans-	-	-	-	-	-	-	2.17E+06	3.24E+05	2.82E+05	2.82E+05 nc
Iron	-	-	-	-	-	-	7.60E+07	2.11E+08	5.59E+07	5.59E+07 nc
Lead and Compounds	-	-	-	-	-	-	-	-	-	
Manganese (Non-diet)	-	-	-	-	-	-	2.61E+06	2.89E+05	2.61E+05	2.61E+05 nc
Methylene Chloride	9.17E+04	1.23E+05	5.26E+04	-	-	-	6.51E+05	3.20E+05	2.14E+05	5.26E+04 ca**
Polybrominated Biphenyls	1.05E+02	-	1.05E+02	-	-	-	7.60E+02	-	7.60E+02	1.05E+02 ca**
risk)	7.89E+03	-	7.89E+03	-	-	-	-	-	-	7.89E+03 ca
Tetrachloroethylene	1.50E+06	5.48E+04	5.29E+04	-	-	-	6.51E+05	2.12E+04	2.05E+04	2.05E+04 nc
Trichloroethylene	3.99E+03	1.25E+03	9.52E+02	-	-	-	5.43E+04	6.35E+03	5.68E+03	9.52E+02 ca**
Vinyl Chloride	4.38E+03	1.17E+03	9.25E+02	-	-	-	3.26E+05	7.50E+04	6.10E+04	9.25E+02 ca*

Output generated 09MAY2014:08:47:32

GENERAL UCL STATISTICS - ON-SITE SOIL
RFI REPORT
FORMER MANUAL TRANSMISSIONS OF MUNCIE FACILITY
MUNCIE, INDIANA

General UCL Statistics for Full Data Sets

User Selected Options

From File	C:\Users\alebeau\Documents\017324 Muncie, IN\050614\ProUCL\Muncie_Soil_050714_1AL.wst
Full Precision	OFF
Confidence Coefficient	95%
Number of Bootstrap Operations	2000

1,1-Dichloroethane

General Statistics

Number of Valid Observations	210	Number of Distinct Observations	80

Raw Statistics

Minimum	0.00016
Maximum	35
Mean	0.192
Geometric Mean	0.00268
Median	0.00245
SD	2.418
Std. Error of Mean	0.167
Coefficient of Variation	12.58
Skewness	14.4

Log-transformed Statistics

Minimum of Log Data	-8.74
Maximum of Log Data	3.555
Mean of log Data	-5.922
SD of log Data	1.451

Relevant UCL Statistics

Normal Distribution Test

Lilliefors Test Statistic	0.482
Lilliefors Critical Value	0.0611

Data not Normal at 5% Significance Level

Lognormal Distribution Test

Lilliefors Test Statistic	0.303
Lilliefors Critical Value	0.0611

Data not Lognormal at 5% Significance Level

Assuming Normal Distribution

95% Student's-t UCL	0.468

95% UCLs (Adjusted for Skewness)

95% Adjusted-CLT UCL (Chen-1995)	0.644
95% Modified-t UCL (Johnson-1978)	0.496

Assuming Lognormal Distribution

95% H-UCL	0.00992
95% Chebyshev (MVUE) UCL	0.0122
97.5% Chebyshev (MVUE) UCL	0.0142
99% Chebyshev (MVUE) UCL	0.0182

Gamma Distribution Test

k star (bias corrected)	0.176
Theta Star	1.091
MLE of Mean	0.192
MLE of Standard Deviation	0.458
nu star	74.06
Approximate Chi Square Value (.05)	55.24
Adjusted Level of Significance	0.0489
Adjusted Chi Square Value	55.13
Anderson-Darling Test Statistic	63.25
Anderson-Darling 5% Critical Value	0.962
Kolmogorov-Smirnov Test Statistic	0.472
Kolmogorov-Smirnov 5% Critical Value	0.0704

Data not Gamma Distributed at 5% Significance Level

Assuming Gamma Distribution

95% Approximate Gamma UCL (Use when n >= 40)	0.258
95% Adjusted Gamma UCL (Use when n < 40)	0.258

Data Distribution

Data do not follow a Discernable Distribution (0.05)

Nonparametric Statistics

95% CLT UCL	0.467
95% Jackknife UCL	0.468
95% Standard Bootstrap UCL	0.468
95% Bootstrap-t UCL	4.378
95% Hall's Bootstrap UCL	3.612
95% Percentile Bootstrap UCL	0.528
95% BCA Bootstrap UCL	0.711
95% Chebyshev(Mean, Sd) UCL	0.92
97.5% Chebyshev(Mean, Sd) UCL	1.235
99% Chebyshev(Mean, Sd) UCL	1.853

Potential UCL to Use

Use 95% Chebyshev (Mean, Sd) UCL 0.92

Note: Suggestions regarding the selection of a 95% UCL are provided to help the user to select the most appropriate 95% UCL. These recommendations are based upon the results of the simulation studies summarized in Singh, Singh, and Iaci (2002) and Singh and Singh (2003). For additional insight, the user may want to consult a statistician.

GENERAL UCL STATISTICS - ON-SITE SOIL
RFI REPORT
FORMER MANUAL TRANSMISSIONS OF MUNCIE FACILITY
MUNCIE, INDIANA

General UCL Statistics for Full Data Sets

User Selected Options

From File	C:\Users\alebeau\Documents\017324 Muncie, IN\050614\ProUCL\Muncie_Soil_050714_1AL.wst
Full Precision	OFF
Confidence Coefficient	95%
Number of Bootstrap Operations	2000

Methylene chloride

General Statistics

Number of Valid Observations	231	Number of Distinct Observations	93

Raw Statistics

Minimum	0.00085
Maximum	1.5
Mean	0.0219
Geometric Mean	0.00456
Median	0.003
SD	0.126
Std. Error of Mean	0.00831
Coefficient of Variation	5.774
Skewness	10.59

Log-transformed Statistics

Minimum of Log Data	-7.07
Maximum of Log Data	0.405
Mean of log Data	-5.39
SD of log Data	1.359

Relevant UCL Statistics

Normal Distribution Test

Lilliefors Test Statistic	0.434
Lilliefors Critical Value	0.0583

Data not Normal at 5% Significance Level

Lognormal Distribution Test

Lilliefors Test Statistic	0.184
Lilliefors Critical Value	0.0583

Data not Lognormal at 5% Significance Level

Assuming Normal Distribution

95% Student's-t UCL	0.0356

95% UCLs (Adjusted for Skewness)

95% Adjusted-CLT UCL (Chen-1995)	0.0417
95% Modified-t UCL (Johnson-1978)	0.0366

Assuming Lognormal Distribution

95% H-UCL	0.0144
95% Chebyshev (MVUE) UCL	0.0175
97.5% Chebyshev (MVUE) UCL	0.0201
99% Chebyshev (MVUE) UCL	0.0252

Gamma Distribution Test

k star (bias corrected)	0.415
Theta Star	0.0528
MLE of Mean	0.0219
MLE of Standard Deviation	0.034
nu star	191.5
Approximate Chi Square Value (.05)	160.5
Adjusted Level of Significance	0.049
Adjusted Chi Square Value	160.3
Anderson-Darling Test Statistic	23.52
Anderson-Darling 5% Critical Value	0.841
Kolmogorov-Smirnov Test Statistic	0.231
Kolmogorov-Smirnov 5% Critical Value	0.0642

Data not Gamma Distributed at 5% Significance Level

Assuming Gamma Distribution

95% Approximate Gamma UCL (Use when n >= 40)	0.0261
95% Adjusted Gamma UCL (Use when n < 40)	0.0261

Data Distribution

Data do not follow a Discernable Distribution (0.05)

Nonparametric Statistics

95% CLT UCL	0.0355
95% Jackknife UCL	0.0356
95% Standard Bootstrap UCL	0.0352
95% Bootstrap-t UCL	0.114
95% Hall's Bootstrap UCL	0.105
95% Percentile Bootstrap UCL	0.0376
95% BCA Bootstrap UCL	0.0438
95% Chebyshev(Mean, Sd) UCL	0.0581
97.5% Chebyshev(Mean, Sd) UCL	0.0738
99% Chebyshev(Mean, Sd) UCL	0.105

Potential UCL to Use

Use 95% Chebyshev (Mean, Sd) UCL 0.0581

Note: Suggestions regarding the selection of a 95% UCL are provided to help the user to select the most appropriate 95% UCL. These recommendations are based upon the results of the simulation studies summarized in Singh, Singh, and Iaci (2002) and Singh and Singh (2003). For additional insight, the user may want to consult a statistician.

GENERAL UCL STATISTICS - ON-SITE SOIL
RFI REPORT
FORMER MANUAL TRANSMISSIONS OF MUNCIE FACILITY
MUNCIE, INDIANA

General UCL Statistics for Full Data Sets

User Selected Options

From File	C:\Users\alebeau\Documents\017324 Muncie, IN\050614\ProUCL\Muncie_Soil_050714_1AL.wst
Full Precision	OFF
Confidence Coefficient	95%
Number of Bootstrap Operations	2000

Tetrachloroethene

General Statistics

Number of Valid Observations	221	Number of Distinct Observations	85

Raw Statistics		Log-transformed Statistics	
Minimum	0.00036	Minimum of Log Data	-7.929
Maximum	10	Maximum of Log Data	2.303
Mean	0.119	Mean of log Data	-5.665
Geometric Mean	0.00347	SD of log Data	1.76
Median	0.00245		
SD	0.885		
Std. Error of Mean	0.0595		
Coefficient of Variation	7.442		
Skewness	10.17		

Relevant UCL Statistics

Normal Distribution Test		Lognormal Distribution Test	
Lilliefors Test Statistic	0.447	Lilliefors Test Statistic	0.336
Lilliefors Critical Value	0.0596	Lilliefors Critical Value	0.0596
Data not Normal at 5% Significance Level		Data not Lognormal at 5% Significance Level	

Assuming Normal Distribution		Assuming Lognormal Distribution	
95% Student's-t UCL	0.217	95% H-UCL	0.023
95% UCLs (Adjusted for Skewness)		95% Chebyshev (MVUE) UCL	0.0288
95% Adjusted-CLT UCL (Chen-1995)	0.26	97.5% Chebyshev (MVUE) UCL	0.0343
95% Modified-t UCL (Johnson-1978)	0.224	99% Chebyshev (MVUE) UCL	0.0451

Gamma Distribution Test		Data Distribution
k star (bias corrected)	0.207	Data do not follow a Discernable Distribution (0.05)
Theta Star	0.574	
MLE of Mean	0.119	
MLE of Standard Deviation	0.261	
nu star	91.61	
Approximate Chi Square Value (.05)	70.54	
Adjusted Level of Significance	0.0489	
Adjusted Chi Square Value	70.42	
Anderson-Darling Test Statistic	52.86	
Anderson-Darling 5% Critical Value	0.912	
Kolmogorov-Smirnov Test Statistic	0.444	
Kolmogorov-Smirnov 5% Critical Value	0.0677	
Data not Gamma Distributed at 5% Significance Level		

Assuming Gamma Distribution	
95% Approximate Gamma UCL (Use when n >= 40)	0.154
95% Adjusted Gamma UCL (Use when n < 40)	0.155

Nonparametric Statistics	
95% CLT UCL	0.217
95% Jackknife UCL	0.217
95% Standard Bootstrap UCL	0.219
95% Bootstrap-t UCL	0.732
95% Hall's Bootstrap UCL	0.647
95% Percentile Bootstrap UCL	0.227
95% BCA Bootstrap UCL	0.286
95% Chebyshev(Mean, Sd) UCL	0.378
97.5% Chebyshev(Mean, Sd) UCL	0.491
99% Chebyshev(Mean, Sd) UCL	0.711

Potential UCL to Use	
Use 95% Chebyshev (Mean, Sd) UCL	0.378

Note: Suggestions regarding the selection of a 95% UCL are provided to help the user to select the most appropriate 95% UCL. These recommendations are based upon the results of the simulation studies summarized in Singh, Singh, and Iaci (2002) and Singh and Singh (2003). For additional insight, the user may want to consult a statistician.

GENERAL UCL STATISTICS - ON-SITE SOIL
RFI REPORT
FORMER MANUAL TRANSMISSIONS OF MUNCIE FACILITY
MUNCIE, INDIANA

General UCL Statistics for Full Data Sets

User Selected Options

From File	C:\Users\alebeau\Documents\017324 Muncie, IN\050614\ProUCL\Muncie_Soil_050714_1AL.wst
Full Precision	OFF
Confidence Coefficient	95%
Number of Bootstrap Operations	2000

Trichloroethene

General Statistics

Number of Valid Observations	226	Number of Distinct Observations	88

Raw Statistics		Log-transformed Statistics	
Minimum	0.00028	Minimum of Log Data	-8.181
Maximum	110	Maximum of Log Data	4.7
Mean	0.517	Mean of log Data	-5.765
Geometric Mean	0.00314	SD of log Data	1.555
Median	0.0025		
SD	7.319		
Std. Error of Mean	0.487		
Coefficient of Variation	14.15		
Skewness	15.01		

Relevant UCL Statistics

Normal Distribution Test		Lognormal Distribution Test	
Lilliefors Test Statistic	0.502	Lilliefors Test Statistic	0.291
Lilliefors Critical Value	0.0589	Lilliefors Critical Value	0.0589
Data not Normal at 5% Significance Level		Data not Lognormal at 5% Significance Level	

Assuming Normal Distribution		Assuming Lognormal Distribution	
95% Student's-t UCL	1.322	95% H-UCL	0.0139
95% UCLs (Adjusted for Skewness)		95% Chebyshev (MVUE) UCL	0.0172
95% Adjusted-CLT UCL (Chen-1995)	1.838	97.5% Chebyshev (MVUE) UCL	0.0201
95% Modified-t UCL (Johnson-1978)	1.403	99% Chebyshev (MVUE) UCL	0.0259

Gamma Distribution Test		Data Distribution
k star (bias corrected)	0.151	Data do not follow a Discernable Distribution (0.05)
Theta Star	3.417	
MLE of Mean	0.517	
MLE of Standard Deviation	1.33	
nu star	68.44	
Approximate Chi Square Value (.05)	50.39	
Adjusted Level of Significance	0.0489	
Adjusted Chi Square Value	50.3	
Anderson-Darling Test Statistic	67.86	
Anderson-Darling 5% Critical Value	1.018	
Kolmogorov-Smirnov Test Statistic	0.421	
Kolmogorov-Smirnov 5% Critical Value	0.0696	
Data not Gamma Distributed at 5% Significance Level		

Assuming Gamma Distribution	
95% Approximate Gamma UCL (Use when n >= 40)	0.703
95% Adjusted Gamma UCL (Use when n < 40)	0.704

Nonparametric Statistics	
95% CLT UCL	1.318
95% Jackknife UCL	1.322
95% Standard Bootstrap UCL	1.314
95% Bootstrap-t UCL	45.54
95% Hall's Bootstrap UCL	39.26
95% Percentile Bootstrap UCL	1.489
95% BCA Bootstrap UCL	2.45
95% Chebyshev(Mean, Sd) UCL	2.639
97.5% Chebyshev(Mean, Sd) UCL	3.558
99% Chebyshev(Mean, Sd) UCL	5.361

Potential UCL to Use	
Use 95% Chebyshev (Mean, Sd) UCL	2.639

Note: Suggestions regarding the selection of a 95% UCL are provided to help the user to select the most appropriate 95% UCL. These recommendations are based upon the results of the simulation studies summarized in Singh, Singh, and Iaci (2002) and Singh and Singh (2003). For additional insight, the user may want to consult a statistician.

GENERAL UCL STATISTICS - ON-SITE SOIL
RFI REPORT
FORMER MANUAL TRANSMISSIONS OF MUNCIE FACILITY
MUNCIE, INDIANA

General UCL Statistics for Full Data Sets

User Selected Options

From File	C:\Users\alebeau\Documents\017324 Muncie, IN\050614\ProUCL\Muncie_Soil_050714_1AL.wst
Full Precision	OFF
Confidence Coefficient	95%
Number of Bootstrap Operations	2000

Benzo(a)pyrene

General Statistics

Number of Valid Observations	243	Number of Distinct Observations	96

Raw Statistics

Minimum	0.0035
Maximum	100
Mean	1.258
Geometric Mean	0.0659
Median	0.185
SD	7.269
Std. Error of Mean	0.466
Coefficient of Variation	5.778
Skewness	11.2

Log-transformed Statistics

Minimum of Log Data	-5.655
Maximum of Log Data	4.605
Mean of log Data	-2.719
SD of log Data	2.274

Relevant UCL Statistics

Normal Distribution Test

Lilliefors Test Statistic	0.443
Lilliefors Critical Value	0.0568

Data not Normal at 5% Significance Level

Lognormal Distribution Test

Lilliefors Test Statistic	0.213
Lilliefors Critical Value	0.0568

Data not Lognormal at 5% Significance Level

Assuming Normal Distribution

95% Student's-t UCL	2.028

95% UCLs (Adjusted for Skewness)

95% Adjusted-CLT UCL (Chen-1995)	2.383
95% Modified-t UCL (Johnson-1978)	2.084

Assuming Lognormal Distribution

95% H-UCL	1.46
95% Chebyshev (MVUE) UCL	1.804
97.5% Chebyshev (MVUE) UCL	2.22
99% Chebyshev (MVUE) UCL	3.036

Gamma Distribution Test

k star (bias corrected)	0.242
Theta Star	5.2
MLE of Mean	1.258
MLE of Standard Deviation	2.558
nu star	117.6
Approximate Chi Square Value (.05)	93.52
Adjusted Level of Significance	0.049
Adjusted Chi Square Value	93.4
Anderson-Darling Test Statistic	28.65
Anderson-Darling 5% Critical Value	0.896
Kolmogorov-Smirnov Test Statistic	0.362
Kolmogorov-Smirnov 5% Critical Value	0.0645

Data not Gamma Distributed at 5% Significance Level

Assuming Gamma Distribution

95% Approximate Gamma UCL (Use when n >= 40)	1.581
95% Adjusted Gamma UCL (Use when n < 40)	1.583

Data Distribution

Data do not follow a Discernable Distribution (0.05)

Nonparametric Statistics

95% CLT UCL	2.025
95% Jackknife UCL	2.028
95% Standard Bootstrap UCL	2.021
95% Bootstrap-t UCL	3.27
95% Hall's Bootstrap UCL	4.852
95% Percentile Bootstrap UCL	2.138
95% BCA Bootstrap UCL	2.581
95% Chebyshev(Mean, Sd) UCL	3.29
97.5% Chebyshev(Mean, Sd) UCL	4.17
99% Chebyshev(Mean, Sd) UCL	5.897

Potential UCL to Use

Use 95% Chebyshev (Mean, Sd) UCL 3.29

Note: Suggestions regarding the selection of a 95% UCL are provided to help the user to select the most appropriate 95% UCL. These recommendations are based upon the results of the simulation studies summarized in Singh, Singh, and Iaci (2002) and Singh and Singh (2003). For additional insight, the user may want to consult a statistician.

GENERAL UCL STATISTICS - ON-SITE SOIL
RFI REPORT
FORMER MANUAL TRANSMISSIONS OF MUNCIE FACILITY
MUNCIE, INDIANA

General UCL Statistics for Full Data Sets

User Selected Options

From File	C:\Users\alebeau\Documents\017324 Muncie, IN\050614\ProUCL\Muncie_Soil_050714_1AL.wst
Full Precision	OFF
Confidence Coefficient	95%
Number of Bootstrap Operations	2000

Benzo(b)fluoranthene

General Statistics

Number of Valid Observations	236	Number of Distinct Observations	89

Raw Statistics		Log-transformed Statistics	
Minimum	0.0035	Minimum of Log Data	-5.655
Maximum	37.5	Maximum of Log Data	3.624
Mean	0.904	Mean of log Data	-2.643
Geometric Mean	0.0711	SD of log Data	2.221
Median	0.188		
SD	3.589		
Std. Error of Mean	0.234		
Coefficient of Variation	3.97		
Skewness	6.771		

Relevant UCL Statistics

Normal Distribution Test		Lognormal Distribution Test	
Lilliefors Test Statistic	0.452	Lilliefors Test Statistic	0.217
Lilliefors Critical Value	0.0577	Lilliefors Critical Value	0.0577
Data not Normal at 5% Significance Level		Data not Lognormal at 5% Significance Level	

Assuming Normal Distribution		Assuming Lognormal Distribution	
95% Student's-t UCL	1.29	95% H-UCL	1.376
95% UCLs (Adjusted for Skewness)		95% Chebyshev (MVUE) UCL	1.707
95% Adjusted-CLT UCL (Chen-1995)	1.398	97.5% Chebyshev (MVUE) UCL	2.095
95% Modified-t UCL (Johnson-1978)	1.307	99% Chebyshev (MVUE) UCL	2.859

Gamma Distribution Test		Data Distribution
k star (bias corrected)	0.274	Data do not follow a Discernable Distribution (0.05)
Theta Star	3.294	
MLE of Mean	0.904	
MLE of Standard Deviation	1.726	
nu star	129.5	
Approximate Chi Square Value (.05)	104.2	
Adjusted Level of Significance	0.049	
Adjusted Chi Square Value	104.1	
Anderson-Darling Test Statistic	24.36	
Anderson-Darling 5% Critical Value	0.881	
Kolmogorov-Smirnov Test Statistic	0.354	
Kolmogorov-Smirnov 5% Critical Value	0.0649	
Data not Gamma Distributed at 5% Significance Level		

Assuming Gamma Distribution	
95% Approximate Gamma UCL (Use when n >= 40)	1.123
95% Adjusted Gamma UCL (Use when n < 40)	1.125

Nonparametric Statistics	
95% CLT UCL	1.288
95% Jackknife UCL	1.29
95% Standard Bootstrap UCL	1.281
95% Bootstrap-t UCL	1.549
95% Hall's Bootstrap UCL	1.517
95% Percentile Bootstrap UCL	1.303
95% BCA Bootstrap UCL	1.456
95% Chebyshev(Mean, Sd) UCL	1.922
97.5% Chebyshev(Mean, Sd) UCL	2.363
99% Chebyshev(Mean, Sd) UCL	3.228

Potential UCL to Use	
Use 95% Chebyshev (Mean, Sd) UCL	1.922

Note: Suggestions regarding the selection of a 95% UCL are provided to help the user to select the most appropriate 95% UCL. These recommendations are based upon the results of the simulation studies summarized in Singh, Singh, and Iaci (2002) and Singh and Singh (2003). For additional insight, the user may want to consult a statistician.

GENERAL UCL STATISTICS - ON-SITE SOIL
RFI REPORT
FORMER MANUAL TRANSMISSIONS OF MUNCIE FACILITY
MUNCIE, INDIANA

General UCL Statistics for Full Data Sets

User Selected Options

From File	C:\Users\alebeau\Documents\017324 Muncie, IN\050614\ProUCL\Muncie_Soil_050714_1AL.wst
Full Precision	OFF
Confidence Coefficient	95%
Number of Bootstrap Operations	2000

Dibenzofuran

General Statistics

Number of Valid Observations	182	Number of Distinct Observations	67

Raw Statistics		Log-transformed Statistics	
Minimum	0.0043	Minimum of Log Data	-5.449
Maximum	11	Maximum of Log Data	2.398
Mean	0.426	Mean of log Data	-2.496
Geometric Mean	0.0824	SD of log Data	1.517
Median	0.032		
SD	1.496		
Std. Error of Mean	0.111		
Coefficient of Variation	3.508		
Skewness	5.613		

Relevant UCL Statistics

Normal Distribution Test		Lognormal Distribution Test	
Lilliefors Test Statistic	0.425	Lilliefors Test Statistic	0.246
Lilliefors Critical Value	0.0657	Lilliefors Critical Value	0.0657
Data not Normal at 5% Significance Level		Data not Lognormal at 5% Significance Level	

Assuming Normal Distribution		Assuming Lognormal Distribution	
95% Student's-t UCL	0.61	95% H-UCL	0.352
95% UCLs (Adjusted for Skewness)		95% Chebyshev (MVUE) UCL	0.436
95% Adjusted-CLT UCL (Chen-1995)	0.658	97.5% Chebyshev (MVUE) UCL	0.514
95% Modified-t UCL (Johnson-1978)	0.617	99% Chebyshev (MVUE) UCL	0.666

Gamma Distribution Test		Data Distribution
k star (bias corrected)	0.397	Data do not follow a Discernable Distribution (0.05)
Theta Star	1.073	
MLE of Mean	0.426	
MLE of Standard Deviation	0.676	
nu star	144.6	
Approximate Chi Square Value (.05)	117.8	
Adjusted Level of Significance	0.0487	
Adjusted Chi Square Value	117.7	
Anderson-Darling Test Statistic	21.2	
Anderson-Darling 5% Critical Value	0.845	
Kolmogorov-Smirnov Test Statistic	0.287	
Kolmogorov-Smirnov 5% Critical Value	0.0732	
Data not Gamma Distributed at 5% Significance Level		

Assuming Gamma Distribution	
95% Approximate Gamma UCL (Use when n >= 40)	0.523
95% Adjusted Gamma UCL (Use when n < 40)	0.524

Nonparametric Statistics	
95% CLT UCL	0.609
95% Jackknife UCL	0.61
95% Standard Bootstrap UCL	0.601
95% Bootstrap-t UCL	0.704
95% Hall's Bootstrap UCL	0.621
95% Percentile Bootstrap UCL	0.609
95% BCA Bootstrap UCL	0.669
95% Chebyshev(Mean, Sd) UCL	0.91
97.5% Chebyshev(Mean, Sd) UCL	1.119
99% Chebyshev(Mean, Sd) UCL	1.53

Potential UCL to Use	
Use 95% Chebyshev (Mean, Sd) UCL	0.91

Note: Suggestions regarding the selection of a 95% UCL are provided to help the user to select the most appropriate 95% UCL. These recommendations are based upon the results of the simulation studies summarized in Singh, Singh, and Iaci (2002) and Singh and Singh (2003). For additional insight, the user may want to consult a statistician.

GENERAL UCL STATISTICS - ON-SITE SOIL
RFI REPORT
FORMER MANUAL TRANSMISSIONS OF MUNCIE FACILITY
MUNCIE, INDIANA

General UCL Statistics for Full Data Sets

User Selected Options

From File	C:\Users\alebeau\Documents\017324 Muncie, IN\050614\ProUCL\Muncie_Soil_050714_1AL.wst
Full Precision	OFF
Confidence Coefficient	95%
Number of Bootstrap Operations	2000

Indeno(1,2,3-cd)pyrene

General Statistics

Number of Valid Observations	236	Number of Distinct Observations	80

Raw Statistics

Minimum	0.0035
Maximum	37.5
Mean	0.747
Geometric Mean	0.0578
Median	0.185
SD	3.342
Std. Error of Mean	0.218
Coefficient of Variation	4.475
Skewness	7.781

Log-transformed Statistics

Minimum of Log Data	-5.655
Maximum of Log Data	3.624
Mean of log Data	-2.851
SD of log Data	2.21

Relevant UCL Statistics

Normal Distribution Test

Lilliefors Test Statistic	0.456
Lilliefors Critical Value	0.0577

Data not Normal at 5% Significance Level

Lognormal Distribution Test

Lilliefors Test Statistic	0.243
Lilliefors Critical Value	0.0577

Data not Lognormal at 5% Significance Level

Assuming Normal Distribution

95% Student's-t UCL	1.106

95% UCLs (Adjusted for Skewness)

95% Adjusted-CLT UCL (Chen-1995)	1.222
95% Modified-t UCL (Johnson-1978)	1.124

Assuming Lognormal Distribution

95% H-UCL	1.089
95% Chebyshev (MVUE) UCL	1.351
97.5% Chebyshev (MVUE) UCL	1.658
99% Chebyshev (MVUE) UCL	2.26

Gamma Distribution Test

k star (bias corrected)	0.273
Theta Star	2.736
MLE of Mean	0.747
MLE of Standard Deviation	1.429
nu star	128.8
Approximate Chi Square Value (.05)	103.6
Adjusted Level of Significance	0.049
Adjusted Chi Square Value	103.5
Anderson-Darling Test Statistic	24.89
Anderson-Darling 5% Critical Value	0.882
Kolmogorov-Smirnov Test Statistic	0.344
Kolmogorov-Smirnov 5% Critical Value	0.065

Data not Gamma Distributed at 5% Significance Level

Assuming Gamma Distribution

95% Approximate Gamma UCL (Use when n >= 40)	0.929
95% Adjusted Gamma UCL (Use when n < 40)	0.93

Data Distribution

Data do not follow a Discernable Distribution (0.05)

Nonparametric Statistics

95% CLT UCL	1.105
95% Jackknife UCL	1.106
95% Standard Bootstrap UCL	1.095
95% Bootstrap-t UCL	1.375
95% Hall's Bootstrap UCL	1.316
95% Percentile Bootstrap UCL	1.127
95% BCA Bootstrap UCL	1.286
95% Chebyshev(Mean, Sd) UCL	1.695
97.5% Chebyshev(Mean, Sd) UCL	2.105
99% Chebyshev(Mean, Sd) UCL	2.911

Potential UCL to Use

Use 95% Chebyshev (Mean, Sd) UCL 1.695

Note: Suggestions regarding the selection of a 95% UCL are provided to help the user to select the most appropriate 95% UCL. These recommendations are based upon the results of the simulation studies summarized in Singh, Singh, and Iaci (2002) and Singh and Singh (2003). For additional insight, the user may want to consult a statistician.

GENERAL UCL STATISTICS - ON-SITE SOIL
RFI REPORT
FORMER MANUAL TRANSMISSIONS OF MUNCIE FACILITY
MUNCIE, INDIANA

General UCL Statistics for Full Data Sets

User Selected Options

From File	C:\Users\alebeau\Documents\017324 Muncie, IN\050614\ProUCL\Muncie_Soil_050714_1AL.wst
Full Precision	OFF
Confidence Coefficient	95%
Number of Bootstrap Operations	2000

Naphthalene

General Statistics

Number of Valid Observations	233	Number of Distinct Observations	70

Raw Statistics

Minimum	0.0035
Maximum	37.5
Mean	0.646
Geometric Mean	0.0485
Median	0.18
SD	3.253
Std. Error of Mean	0.213
Coefficient of Variation	5.032
Skewness	8.416

Log-transformed Statistics

Minimum of Log Data	-5.655
Maximum of Log Data	3.624
Mean of log Data	-3.025
SD of log Data	2.142

Relevant UCL Statistics

Normal Distribution Test

Lilliefors Test Statistic	0.485
Lilliefors Critical Value	0.058

Data not Normal at 5% Significance Level

Lognormal Distribution Test

Lilliefors Test Statistic	0.245
Lilliefors Critical Value	0.058

Data not Lognormal at 5% Significance Level

Assuming Normal Distribution

95% Student's-t UCL	0.998

95% UCLs (Adjusted for Skewness)

95% Adjusted-CLT UCL (Chen-1995)	1.123
95% Modified-t UCL (Johnson-1978)	1.018

Assuming Lognormal Distribution

95% H-UCL	0.769
95% Chebyshev (MVUE) UCL	0.958
97.5% Chebyshev (MVUE) UCL	1.171
99% Chebyshev (MVUE) UCL	1.589

Gamma Distribution Test

k star (bias corrected)	0.27
Theta Star	2.393
MLE of Mean	0.646
MLE of Standard Deviation	1.244
nu star	125.9
Approximate Chi Square Value (.05)	101
Adjusted Level of Significance	0.049
Adjusted Chi Square Value	100.9
Anderson-Darling Test Statistic	27.48
Anderson-Darling 5% Critical Value	0.883
Kolmogorov-Smirnov Test Statistic	0.355
Kolmogorov-Smirnov 5% Critical Value	0.0654

Data not Gamma Distributed at 5% Significance Level

Assuming Gamma Distribution

95% Approximate Gamma UCL (Use when n >= 40)	0.806
95% Adjusted Gamma UCL (Use when n < 40)	0.807

Data Distribution

Data do not follow a Discernable Distribution (0.05)

Nonparametric Statistics

95% CLT UCL	0.997
95% Jackknife UCL	0.998
95% Standard Bootstrap UCL	0.999
95% Bootstrap-t UCL	1.405
95% Hall's Bootstrap UCL	1.173
95% Percentile Bootstrap UCL	1.041
95% BCA Bootstrap UCL	1.178
95% Chebyshev(Mean, Sd) UCL	1.575
97.5% Chebyshev(Mean, Sd) UCL	1.977
99% Chebyshev(Mean, Sd) UCL	2.767

Potential UCL to Use

Use 95% Chebyshev (Mean, Sd) UCL 1.575

Note: Suggestions regarding the selection of a 95% UCL are provided to help the user to select the most appropriate 95% UCL. These recommendations are based upon the results of the simulation studies summarized in Singh, Singh, and Iaci (2002) and Singh and Singh (2003). For additional insight, the user may want to consult a statistician.

GENERAL UCL STATISTICS - ON-SITE SOIL
RFI REPORT
FORMER MANUAL TRANSMISSIONS OF MUNCIE FACILITY
MUNCIE, INDIANA

General UCL Statistics for Full Data Sets

User Selected Options

From File	C:\Users\alebeau\Documents\017324 Muncie, IN\050614\ProUCL\Muncie_Soil_050714_1AL.wst
Full Precision	OFF
Confidence Coefficient	95%
Number of Bootstrap Operations	2000

Total PCBs

General Statistics

Number of Valid Observations	298	Number of Distinct Observations	101

Raw Statistics		**Log-transformed Statistics**
Minimum	0	Log Statistics Not Avaliable
Maximum	350	
Mean	4.019	
Geometric Mean	0	
Median	0.00605	
SD	34.97	
Std. Error of Mean	2.026	
Coefficient of Variation	8.702	
Skewness	9.848	

Relevant UCL Statistics

Normal Distribution Test		**Lognormal Distribution Test**
Lilliefors Test Statistic	0.484	Not Available
Lilliefors Critical Value	0.0513	

Data not Normal at 5% Significance Level

Assuming Normal Distribution		**Assuming Lognormal Distribution**	
95% Student's-t UCL	7.361	95% H-UCL	N/A
Assuming Normal Distribution		**95% UCLs (Adjusted for Skewness)**	
95% Student's-t UCL	7.361	95% Adjusted-CLT UCL (Chen 1995)	8.585
		95% Modified-t UCL (Johnson-1978)	7.554

Gamma Distribution Test	**Data Distribution**
Gamma Statistics Not Available	**Data do not follow a Discernable Distribution (0.05)**

Potential UCL to Use

Use 95% Chebyshev (Mean, Sd) UCL	12.85	95% CLT UCL	7.351
		95% Jackknife UCL	7.361
		95% Standard Bootstrap UCL	7.222
		95% Bootstrap-t UCL	95.88
		95% Hall's Bootstrap UCL	33.51
		95% Percentile Bootstrap UCL	7.58
		95% BCA Bootstrap UCL	8.758
		95% Chebyshev(Mean, Sd) UCL	12.85
		97.5% Chebyshev(Mean, Sd) UCL	16.67
		99% Chebyshev(Mean, Sd) UCL	24.17

Note: Suggestions regarding the selection of a 95% UCL are provided to help the user to select the most appropriate 95% UCL. These recommendations are based upon the results of the simulation studies summarized in Singh, Singh, and Iaci (2002) and Singh and Singh (2003). For additional insight, the user may want to consult a statistician.

GENERAL UCL STATISTICS - ON-SITE SOIL
RFI REPORT
FORMER MANUAL TRANSMISSIONS OF MUNCIE FACILITY
MUNCIE, INDIANA

General UCL Statistics for Full Data Sets

User Selected Options

From File	C:\Users\alebeau\Documents\017324 Muncie, IN\050614\ProUCL\Muncie_Soil_050714_1AL.wst
Full Precision	OFF
Confidence Coefficient	95%
Number of Bootstrap Operations	2000

Arsenic

General Statistics

Number of Valid Observations	315	Number of Distinct Observations	167

Raw Statistics		Log-transformed Statistics	
Minimum	0.025	Minimum of Log Data	-3.689
Maximum	49	Maximum of Log Data	3.892
Mean	5.713	Mean of log Data	1.327
Geometric Mean	3.768	SD of log Data	1.102
Median	4.88		
SD	5.021		
Std. Error of Mean	0.283		
Coefficient of Variation	0.879		
Skewness	3.15		

Relevant UCL Statistics

Normal Distribution Test		Lognormal Distribution Test	
Lilliefors Test Statistic	0.129	Lilliefors Test Statistic	0.147
Lilliefors Critical Value	0.0499	Lilliefors Critical Value	0.0499
Data not Normal at 5% Significance Level		Data not Lognormal at 5% Significance Level	

Assuming Normal Distribution		Assuming Lognormal Distribution	
95% Student's-t UCL	6.179	95% H-UCL	7.933
95% UCLs (Adjusted for Skewness)		95% Chebyshev (MVUE) UCL	9.243
95% Adjusted-CLT UCL (Chen-1995)	6.232	97.5% Chebyshev (MVUE) UCL	10.26
95% Modified-t UCL (Johnson-1978)	6.188	99% Chebyshev (MVUE) UCL	12.25

Gamma Distribution Test		Data Distribution
k star (bias corrected)	1.333	Data do not follow a Discernable Distribution (0.05)
Theta Star	4.285	
MLE of Mean	5.713	
MLE of Standard Deviation	4.947	
nu star	840	
Approximate Chi Square Value (.05)	773.7	
Adjusted Level of Significance	0.0492	
Adjusted Chi Square Value	773.4	
Anderson-Darling Test Statistic	2.26	
Anderson-Darling 5% Critical Value	0.776	
Kolmogorov-Smirnov Test Statistic	0.0887	
Kolmogorov-Smirnov 5% Critical Value	0.0522	
Data not Gamma Distributed at 5% Significance Level		

Assuming Gamma Distribution	
95% Approximate Gamma UCL (Use when n >= 40)	6.202
95% Adjusted Gamma UCL (Use when n < 40)	6.204

Nonparametric Statistics	
95% CLT UCL	6.178
95% Jackknife UCL	6.179
95% Standard Bootstrap UCL	6.176
95% Bootstrap-t UCL	6.225
95% Hall's Bootstrap UCL	6.258
95% Percentile Bootstrap UCL	6.186
95% BCA Bootstrap UCL	6.198
95% Chebyshev(Mean, Sd) UCL	6.946
97.5% Chebyshev(Mean, Sd) UCL	7.479
99% Chebyshev(Mean, Sd) UCL	8.527

Potential UCL to Use		
		Use 95% Chebyshev (Mean, Sd) UCL 6.946

Note: Suggestions regarding the selection of a 95% UCL are provided to help the user to select the most appropriate 95% UCL. These recommendations are based upon the results of the simulation studies summarized in Singh, Singh, and Iaci (2002) and Singh and Singh (2003). For additional insight, the user may want to consult a statistician.

GENERAL UCL STATISTICS - ON-SITE SOIL
RFI REPORT
FORMER MANUAL TRANSMISSIONS OF MUNCIE FACILITY
MUNCIE, INDIANA

General UCL Statistics for Full Data Sets

User Selected Options

From File	C:\Users\alebeau\Documents\017324 Muncie, IN\050614\ProUCL\Muncie_Soil_050714_1AL.wst
Full Precision	OFF
Confidence Coefficient	95%
Number of Bootstrap Operations	2000

Lead

General Statistics

Number of Valid Observations	404	Number of Distinct Observations	200

Raw Statistics

Minimum	0.5
Maximum	40000
Mean	381.7
Geometric Mean	21.18
Median	15
SD	2811
Std. Error of Mean	139.8
Coefficient of Variation	7.363
Skewness	11.46

Log-transformed Statistics

Minimum of Log Data	-0.693
Maximum of Log Data	10.6
Mean of log Data	3.053
SD of log Data	1.758

Relevant UCL Statistics

Normal Distribution Test

Lilliefors Test Statistic	0.446
Lilliefors Critical Value	0.0441

Data not Normal at 5% Significance Level

Lognormal Distribution Test

Lilliefors Test Statistic	0.142
Lilliefors Critical Value	0.0441

Data not Lognormal at 5% Significance Level

Assuming Normal Distribution

95% Student's-t UCL	612.2

95% UCLs (Adjusted for Skewness)

95% Adjusted-CLT UCL (Chen-1995)	696.9
95% Modified-t UCL (Johnson-1978)	625.5

Assuming Lognormal Distribution

95% H-UCL	126.9
95% Chebyshev (MVUE) UCL	157.1
97.5% Chebyshev (MVUE) UCL	182.5
99% Chebyshev (MVUE) UCL	232.4

Gamma Distribution Test

k star (bias corrected)	0.246
Theta Star	1551
MLE of Mean	381.7
MLE of Standard Deviation	769.5
nu star	198.8
Approximate Chi Square Value (.05)	167.2
Adjusted Level of Significance	0.0494
Adjusted Chi Square Value	167.1
Anderson-Darling Test Statistic	69.07
Anderson-Darling 5% Critical Value	0.896
Kolmogorov-Smirnov Test Statistic	0.315
Kolmogorov-Smirnov 5% Critical Value	0.0494

Data not Gamma Distributed at 5% Significance Level

Data Distribution

Data do not follow a Discernable Distribution (0.05)

Nonparametric Statistics

95% CLT UCL	611.7
95% Jackknife UCL	612.2
95% Standard Bootstrap UCL	611.3
95% Bootstrap-t UCL	870.1
95% Hall's Bootstrap UCL	769.4
95% Percentile Bootstrap UCL	633
95% BCA Bootstrap UCL	725.7
95% Chebyshev(Mean, Sd) UCL	991.2
97.5% Chebyshev(Mean, Sd) UCL	1255
99% Chebyshev(Mean, Sd) UCL	1773

Assuming Gamma Distribution

95% Approximate Gamma UCL (Use when n >= 40)	453.9
95% Adjusted Gamma UCL (Use when n < 40)	454.2

Potential UCL to Use

Use 95% Chebyshev (Mean, Sd) UCL 991.2

Note: Suggestions regarding the selection of a 95% UCL are provided to help the user to select the most appropriate 95% UCL. These recommendations are based upon the results of the simulation studies summarized in Singh, Singh, and Iaci (2002) and Singh and Singh (2003). For additional insight, the user may want to consult a statistician.

GENERAL UCL STATISTICS - ON-SITE SOIL
RFI REPORT
FORMER MANUAL TRANSMISSIONS OF MUNCIE FACILITY
MUNCIE, INDIANA

General UCL Statistics for Full Data Sets

User Selected Options

From File	C:\Users\alebeau\Documents\017324 Muncie, IN\050614\ProUCL\Muncie_Soil_050714_1AL.wst
Full Precision	OFF
Confidence Coefficient	95%
Number of Bootstrap Operations	2000

Manganese

General Statistics

Number of Valid Observations	175	Number of Distinct Observations	104

Raw Statistics		Log-transformed Statistics	
Minimum	104	Minimum of Log Data	4.644
Maximum	4700	Maximum of Log Data	8.455
Mean	386.2	Mean of log Data	5.786
Geometric Mean	325.6	SD of log Data	0.509
Median	307		
SD	386.1		
Std. Error of Mean	29.18		
Coefficient of Variation	1		
Skewness	8.36		

Relevant UCL Statistics

Normal Distribution Test		Lognormal Distribution Test	
Lilliefors Test Statistic	0.253	Lilliefors Test Statistic	0.115
Lilliefors Critical Value	0.067	Lilliefors Critical Value	0.067
Data not Normal at 5% Significance Level		Data not Lognormal at 5% Significance Level	

Assuming Normal Distribution		Assuming Lognormal Distribution	
95% Student's-t UCL	434.5	95% H-UCL	397.7
95% UCLs (Adjusted for Skewness)		95% Chebyshev (MVUE) UCL	436.3
95% Adjusted-CLT UCL (Chen-1995)	453.9	97.5% Chebyshev (MVUE) UCL	464.8
95% Modified-t UCL (Johnson-1978)	437.5	99% Chebyshev (MVUE) UCL	520.8

Gamma Distribution Test		Data Distribution
k star (bias corrected)	3.036	Data do not follow a Discernable Distribution (0.05)
Theta Star	127.2	
MLE of Mean	386.2	
MLE of Standard Deviation	221.7	
nu star	1062	
Approximate Chi Square Value (.05)	987.8	
Adjusted Level of Significance	0.0486	
Adjusted Chi Square Value	987.2	
Anderson-Darling Test Statistic	6.298	
Anderson-Darling 5% Critical Value	0.76	
Kolmogorov-Smirnov Test Statistic	0.168	
Kolmogorov-Smirnov 5% Critical Value	0.0705	
Data not Gamma Distributed at 5% Significance Level		

Assuming Gamma Distribution	
95% Approximate Gamma UCL (Use when n >= 40)	415.4
95% Adjusted Gamma UCL (Use when n < 40)	415.6

Nonparametric Statistics	
95% CLT UCL	434.2
95% Jackknife UCL	434.5
95% Standard Bootstrap UCL	434.5
95% Bootstrap-t UCL	477.1
95% Hall's Bootstrap UCL	645.6
95% Percentile Bootstrap UCL	433.8
95% BCA Bootstrap UCL	460
95% Chebyshev(Mean, Sd) UCL	513.4
97.5% Chebyshev(Mean, Sd) UCL	568.5
99% Chebyshev(Mean, Sd) UCL	676.6

Potential UCL to Use	
Use 95% Chebyshev (Mean, Sd) UCL	513.4

Note: Suggestions regarding the selection of a 95% UCL are provided to help the user to select the most appropriate 95% UCL. These recommendations are based upon the results of the simulation studies summarized in Singh, Singh, and Iaci (2002) and Singh and Singh (2003). For additional insight, the user may want to consult a statistician.

GENERAL UCL STATISTICS - ON-SITE SOIL
RFI REPORT
FORMER MANUAL TRANSMISSIONS OF MUNCIE FACILITY
MUNCIE, INDIANA

General UCL Statistics for Full Data Sets

User Selected Options

From File	C:\Users\alebeau\Documents\017324 Muncie, IN\050614\ProUCL\Muncie_Soil_050714_1AL.wst
Full Precision	OFF
Confidence Coefficient	95%
Number of Bootstrap Operations	2000

Thallium

General Statistics

Number of Valid Observations	175	Number of Distinct Observations	57

Raw Statistics		Log-transformed Statistics	
Minimum	0.32	Minimum of Log Data	-1.139
Maximum	2.75	Maximum of Log Data	1.012
Mean	0.737	Mean of log Data	-0.381
Geometric Mean	0.683	SD of log Data	0.363
Median	0.61		
SD	0.348		
Std. Error of Mean	0.0263		
Coefficient of Variation	0.472		
Skewness	2.655		

Relevant UCL Statistics

Normal Distribution Test		Lognormal Distribution Test	
Lilliefors Test Statistic	0.251	Lilliefors Test Statistic	0.206
Lilliefors Critical Value	0.067	Lilliefors Critical Value	0.067
Data not Normal at 5% Significance Level		Data not Lognormal at 5% Significance Level	

Assuming Normal Distribution		Assuming Lognormal Distribution	
95% Student's-t UCL	0.781	95% H-UCL	0.766
95% UCLs (Adjusted for Skewness)		95% Chebyshev (MVUE) UCL	0.82
95% Adjusted-CLT UCL (Chen-1995)	0.786	97.5% Chebyshev (MVUE) UCL	0.859
95% Modified-t UCL (Johnson-1978)	0.782	99% Chebyshev (MVUE) UCL	0.935

Gamma Distribution Test		Data Distribution
k star (bias corrected)	6.618	Data do not follow a Discernable Distribution (0.05)
Theta Star	0.111	
MLE of Mean	0.737	
MLE of Standard Deviation	0.287	
nu star	2316	
Approximate Chi Square Value (.05)	2206	
Adjusted Level of Significance	0.0486	
Adjusted Chi Square Value	2205	
Anderson-Darling Test Statistic	8.349	
Anderson-Darling 5% Critical Value	0.754	
Kolmogorov-Smirnov Test Statistic	0.227	
Kolmogorov-Smirnov 5% Critical Value	0.0702	
Data not Gamma Distributed at 5% Significance Level		

Assuming Gamma Distribution	
95% Approximate Gamma UCL (Use when n >= 40)	0.774
95% Adjusted Gamma UCL (Use when n < 40)	0.775

Nonparametric Statistics	
95% CLT UCL	0.781
95% Jackknife UCL	0.781
95% Standard Bootstrap UCL	0.781
95% Bootstrap-t UCL	0.788
95% Hall's Bootstrap UCL	0.784
95% Percentile Bootstrap UCL	0.78
95% BCA Bootstrap UCL	0.786
95% Chebyshev(Mean, Sd) UCL	0.852
97.5% Chebyshev(Mean, Sd) UCL	0.902
99% Chebyshev(Mean, Sd) UCL	0.999

Potential UCL to Use	
Use 95% Student's-t UCL	0.781
or 95% Modified-t UCL	0.782

Note: Suggestions regarding the selection of a 95% UCL are provided to help the user to select the most appropriate 95% UCL. These recommendations are based upon the results of the simulation studies summarized in Singh, Singh, and Iaci (2002) and Singh and Singh (2003). For additional insight, the user may want to consult a statistician.

GENERAL UCL STATISTICS - ON-SITE GROUNDWATER
RFI REPORT
FORMER MANUAL TRANSMISSIONS OF MUNCIE FACILITY
MUNCIE, INDIANA

General UCL Statistics for Full Data Sets

User Selected Options

From File	WorkSheet.wst
Full Precision	OFF
Confidence Coefficient	95%
Number of Bootstrap Operations	2000

1,1-Dichloroethane

General Statistics

Number of Valid Observations	262	Number of Distinct Observations	84

Raw Statistics		Log-transformed Statistics	
Minimum	0.3	Minimum of Log Data	-1.204
Maximum	2000	Maximum of Log Data	7.601
Mean	18.81	Mean of log Data	0.941
Geometric Mean	2.563	SD of log Data	1.662
Median	2		
SD	126.6		
Std. Error of Mean	7.822		
Coefficient of Variation	6.732		
Skewness	14.88		

Relevant UCL Statistics

Normal Distribution Test		Lognormal Distribution Test	
Lilliefors Test Statistic	0.442	Lilliefors Test Statistic	0.169
Lilliefors Critical Value	0.0547	Lilliefors Critical Value	0.0547
Data not Normal at 5% Significance Level		Data not Lognormal at 5% Significance Level	

Assuming Normal Distribution		Assuming Lognormal Distribution	
95% Student's-t UCL	31.72	95% H-UCL	13.55
95% UCLs (Adjusted for Skewness)		95% Chebyshev (MVUE) UCL	16.87
95% Adjusted-CLT UCL (Chen-1995)	39.36	97.5% Chebyshev (MVUE) UCL	19.8
95% Modified-t UCL (Johnson-1978)	32.92	99% Chebyshev (MVUE) UCL	25.57

Gamma Distribution Test		Data Distribution
k star (bias corrected)	0.338	Data do not follow a Discernable Distribution (0.05)
Theta Star	55.68	
MLE of Mean	18.81	
MLE of Standard Deviation	32.36	
nu star	177	
Approximate Chi Square Value (.05)	147.2	
Adjusted Level of Significance	0.0491	
Adjusted Chi Square Value	147.1	
Anderson-Darling Test Statistic	3.817E+28	
Anderson-Darling 5% Critical Value	0.861	
Kolmogorov-Smirnov Test Statistic	0.223	
Kolmogorov-Smirnov 5% Critical Value	0.061	
Data not Gamma Distributed at 5% Significance Level		

Assuming Gamma Distribution	
95% Approximate Gamma UCL (Use when n >= 40)	22.61
95% Adjusted Gamma UCL (Use when n < 40)	22.63

Nonparametric Statistics	
95% CLT UCL	31.67
95% Jackknife UCL	31.72
95% Standard Bootstrap UCL	31.01
95% Bootstrap-t UCL	78.84
95% Hall's Bootstrap UCL	75.32
95% Percentile Bootstrap UCL	33.57
95% BCA Bootstrap UCL	44.72
95% Chebyshev(Mean, Sd) UCL	52.9
97.5% Chebyshev(Mean, Sd) UCL	67.65
99% Chebyshev(Mean, Sd) UCL	96.63

Potential UCL to Use	
Use 95% Chebyshev (Mean, Sd) UCL	52.9

Note: Suggestions regarding the selection of a 95% UCL are provided to help the user to select the most appropriate 95% UCL. These recommendations are based upon the results of the simulation studies summarized in Singh, Singh, and Iaci (2002) and Singh and Singh (2003). For additional insight, the user may want to consult a statistician.

GENERAL UCL STATISTICS - ON-SITE GROUNDWATER
RFI REPORT
FORMER MANUAL TRANSMISSIONS OF MUNCIE FACILITY
MUNCIE, INDIANA

General UCL Statistics for Full Data Sets

User Selected Options

From File	WorkSheet.wst
Full Precision	OFF
Confidence Coefficient	95%
Number of Bootstrap Operations	2000

cis-1,2-Dichloroethene

General Statistics

Number of Valid Observations	265	Number of Distinct Observations	125

Raw Statistics		Log-transformed Statistics	
Minimum	0.5	Minimum of Log Data	-0.693
Maximum	3400	Maximum of Log Data	8.132
Mean	109.5	Mean of log Data	2.32
Geometric Mean	10.17	SD of log Data	2.461
Median	13		
SD	296		
Std. Error of Mean	18.19		
Coefficient of Variation	2.703		
Skewness	6.718		

Relevant UCL Statistics

Normal Distribution Test		Lognormal Distribution Test	
Lilliefors Test Statistic	0.356	Lilliefors Test Statistic	0.161
Lilliefors Critical Value	0.0544	Lilliefors Critical Value	0.0544
Data not Normal at 5% Significance Level		Data not Lognormal at 5% Significance Level	

Assuming Normal Distribution		Assuming Lognormal Distribution	
95% Student's-t UCL	139.6	95% H-UCL	364.8
95% UCLs (Adjusted for Skewness)		95% Chebyshev (MVUE) UCL	450.3
95% Adjusted-CLT UCL (Chen-1995)	147.5	97.5% Chebyshev (MVUE) UCL	558.2
95% Modified-t UCL (Johnson-1978)	140.8	99% Chebyshev (MVUE) UCL	770.2

Gamma Distribution Test		Data Distribution
k star (bias corrected)	0.291	Data do not follow a Discernable Distribution (0.05)
Theta Star	376.8	
MLE of Mean	109.5	
MLE of Standard Deviation	203.1	
nu star	154.1	
Approximate Chi Square Value (.05)	126.4	
Adjusted Level of Significance	0.0491	
Adjusted Chi Square Value	126.3	
Anderson-Darling Test Statistic	12.14	
Anderson-Darling 5% Critical Value	0.874	
Kolmogorov-Smirnov Test Statistic	0.161	
Kolmogorov-Smirnov 5% Critical Value	0.0611	
Data not Gamma Distributed at 5% Significance Level		

Assuming Gamma Distribution	
95% Approximate Gamma UCL (Use when n >= 40)	133.5
95% Adjusted Gamma UCL (Use when n < 40)	133.7

Nonparametric Statistics	
95% CLT UCL	139.4
95% Jackknife UCL	139.6
95% Standard Bootstrap UCL	139.7
95% Bootstrap-t UCL	152.9
95% Hall's Bootstrap UCL	172
95% Percentile Bootstrap UCL	140.2
95% BCA Bootstrap UCL	151.8
95% Chebyshev(Mean, Sd) UCL	188.8
97.5% Chebyshev(Mean, Sd) UCL	223.1
99% Chebyshev(Mean, Sd) UCL	290.5

Potential UCL to Use	
Use 95% Chebyshev (Mean, Sd) UCL	188.8

Note: Suggestions regarding the selection of a 95% UCL are provided to help the user to select the most appropriate 95% UCL. These recommendations are based upon the results of the simulation studies summarized in Singh, Singh, and Iaci (2002) and Singh and Singh (2003). For additional insight, the user may want to consult a statistician.

GENERAL UCL STATISTICS - ON-SITE GROUNDWATER
RFI REPORT
FORMER MANUAL TRANSMISSIONS OF MUNCIE FACILITY
MUNCIE, INDIANA

General UCL Statistics for Full Data Sets

User Selected Options

From File	WorkSheet.wst
Full Precision	OFF
Confidence Coefficient	95%
Number of Bootstrap Operations	2000

trans-1,2-Dichloroethene

General Statistics

Number of Valid Observations	258	Number of Distinct Observations	95

Raw Statistics		Log-transformed Statistics	
Minimum	0.3	Minimum of Log Data	-1.204
Maximum	360	Maximum of Log Data	5.886
Mean	32.17	Mean of log Data	1.471
Geometric Mean	4.355	SD of log Data	2.14
Median	3.2		
SD	62.64		
Std. Error of Mean	3.9		
Coefficient of Variation	1.947		
Skewness	2.559		

Relevant UCL Statistics

Normal Distribution Test		Lognormal Distribution Test	
Lilliefors Test Statistic	0.322	Lilliefors Test Statistic	0.216
Lilliefors Critical Value	0.0552	Lilliefors Critical Value	0.0552
Data not Normal at 5% Significance Level		Data not Lognormal at 5% Significance Level	

Assuming Normal Distribution		Assuming Lognormal Distribution	
95% Student's-t UCL	38.61	95% H-UCL	66.55
95% UCLs (Adjusted for Skewness)		95% Chebyshev (MVUE) UCL	83.83
95% Adjusted-CLT UCL (Chen-1995)	39.25	97.5% Chebyshev (MVUE) UCL	102
95% Modified-t UCL (Johnson-1978)	38.71	99% Chebyshev (MVUE) UCL	137.7

Gamma Distribution Test		Data Distribution
k star (bias corrected)	0.337	Data do not follow a Discernable Distribution (0.05)
Theta Star	95.53	
MLE of Mean	32.17	
MLE of Standard Deviation	55.44	
nu star	173.8	
Approximate Chi Square Value (.05)	144.3	
Adjusted Level of Significance	0.0491	
Adjusted Chi Square Value	144.1	
Anderson-Darling Test Statistic	17.35	
Anderson-Darling 5% Critical Value	0.861	
Kolmogorov-Smirnov Test Statistic	0.186	
Kolmogorov-Smirnov 5% Critical Value	0.0615	
Data not Gamma Distributed at 5% Significance Level		

Assuming Gamma Distribution	
95% Approximate Gamma UCL (Use when n >= 40)	38.75
95% Adjusted Gamma UCL (Use when n < 40)	38.79

Nonparametric Statistics	
95% CLT UCL	38.59
95% Jackknife UCL	38.61
95% Standard Bootstrap UCL	38.61
95% Bootstrap-t UCL	39.1
95% Hall's Bootstrap UCL	39.2
95% Percentile Bootstrap UCL	38.51
95% BCA Bootstrap UCL	39.11
95% Chebyshev(Mean, Sd) UCL	49.17
97.5% Chebyshev(Mean, Sd) UCL	56.53
99% Chebyshev(Mean, Sd) UCL	70.98

Potential UCL to Use	
Use 95% Chebyshev (Mean, Sd) UCL	49.17

Note: Suggestions regarding the selection of a 95% UCL are provided to help the user to select the most appropriate 95% UCL. These recommendations are based upon the results of the simulation studies summarized in Singh, Singh, and Iaci (2002) and Singh and Singh (2003). For additional insight, the user may want to consult a statistician.

GENERAL UCL STATISTICS - ON-SITE GROUNDWATER
RFI REPORT
FORMER MANUAL TRANSMISSIONS OF MUNCIE FACILITY
MUNCIE, INDIANA

General UCL Statistics for Full Data Sets

User Selected Options

From File	WorkSheet.wst
Full Precision	OFF
Confidence Coefficient	95%
Number of Bootstrap Operations	2000

Methylene chloride

General Statistics

Number of Valid Observations	256	Number of Distinct Observations	43

Raw Statistics		Log-transformed Statistics	
Minimum	0.1	Minimum of Log Data	-2.303
Maximum	600	Maximum of Log Data	6.397
Mean	13.87	Mean of log Data	0.509
Geometric Mean	1.663	SD of log Data	1.584
Median	1		
SD	60.05		
Std. Error of Mean	3.753		
Coefficient of Variation	4.329		
Skewness	7.13		

Relevant UCL Statistics

Normal Distribution Test		Lognormal Distribution Test	
Lilliefors Test Statistic	0.416	Lilliefors Test Statistic	0.227
Lilliefors Critical Value	0.0554	Lilliefors Critical Value	0.0554
Data not Normal at 5% Significance Level		Data not Lognormal at 5% Significance Level	

Assuming Normal Distribution		Assuming Lognormal Distribution	
95% Student's-t UCL	20.07	95% H-UCL	7.603
95% UCLs (Adjusted for Skewness)		95% Chebyshev (MVUE) UCL	9.424
95% Adjusted-CLT UCL (Chen-1995)	21.83	97.5% Chebyshev (MVUE) UCL	11
95% Modified-t UCL (Johnson-1978)	20.35	99% Chebyshev (MVUE) UCL	14.11

Gamma Distribution Test		Data Distribution
k star (bias corrected)	0.32	Data do not follow a Discernable Distribution (0.05)
Theta Star	43.32	
MLE of Mean	13.87	
MLE of Standard Deviation	24.51	
nu star	164	
Approximate Chi Square Value (.05)	135.4	
Adjusted Level of Significance	0.0491	
Adjusted Chi Square Value	135.2	
Anderson-Darling Test Statistic	40.38	
Anderson-Darling 5% Critical Value	0.865	
Kolmogorov-Smirnov Test Statistic	0.309	
Kolmogorov-Smirnov 5% Critical Value	0.0619	
Data not Gamma Distributed at 5% Significance Level		

Assuming Gamma Distribution	
95% Approximate Gamma UCL (Use when n >= 40)	16.8
95% Adjusted Gamma UCL (Use when n < 40)	16.82

Nonparametric Statistics	
95% CLT UCL	20.05
95% Jackknife UCL	20.07
95% Standard Bootstrap UCL	19.89
95% Bootstrap-t UCL	24.33
95% Hall's Bootstrap UCL	23.18
95% Percentile Bootstrap UCL	20.99
95% BCA Bootstrap UCL	21.85
95% Chebyshev(Mean, Sd) UCL	30.23
97.5% Chebyshev(Mean, Sd) UCL	37.31
99% Chebyshev(Mean, Sd) UCL	51.22

Potential UCL to Use	
Use 95% Chebyshev (Mean, Sd) UCL	30.23

Note: Suggestions regarding the selection of a 95% UCL are provided to help the user to select the most appropriate 95% UCL. These recommendations are based upon the results of the simulation studies summarized in Singh, Singh, and Iaci (2002) and Singh and Singh (2003). For additional insight, the user may want to consult a statistician.

GENERAL UCL STATISTICS - ON-SITE GROUNDWATER
RFI REPORT
FORMER MANUAL TRANSMISSIONS OF MUNCIE FACILITY
MUNCIE, INDIANA

General UCL Statistics for Full Data Sets

User Selected Options

From File	WorkSheet.wst
Full Precision	OFF
Confidence Coefficient	95%
Number of Bootstrap Operations	2000

Tetrachloroethene

General Statistics

Number of Valid Observations	245	Number of Distinct Observations	65

Raw Statistics		Log-transformed Statistics	
Minimum	0.5	Minimum of Log Data	-0.693
Maximum	90000	Maximum of Log Data	11.41
Mean	1355	Mean of log Data	1.2
Geometric Mean	3.321	SD of log Data	3.033
Median	0.85		
SD	6828		
Std. Error of Mean	436.2		
Coefficient of Variation	5.039		
Skewness	9.85		

Relevant UCL Statistics

Normal Distribution Test		Lognormal Distribution Test	
Lilliefors Test Statistic	0.457	Lilliefors Test Statistic	0.266
Lilliefors Critical Value	0.0566	Lilliefors Critical Value	0.0566
Data not Normal at 5% Significance Level		Data not Lognormal at 5% Significance Level	

Assuming Normal Distribution		Assuming Lognormal Distribution	
95% Student's-t UCL	2075	95% H-UCL	779.6
95% UCLs (Adjusted for Skewness)		95% Chebyshev (MVUE) UCL	832.5
95% Adjusted-CLT UCL (Chen-1995)	2366	97.5% Chebyshev (MVUE) UCL	1063
95% Modified-t UCL (Johnson-1978)	2121	99% Chebyshev (MVUE) UCL	1517

Gamma Distribution Test		Data Distribution
k star (bias corrected)	0.132	Data do not follow a Discernable Distribution (0.05)
Theta Star	10301	
MLE of Mean	1355	
MLE of Standard Deviation	3736	
nu star	64.46	
Approximate Chi Square Value (.05)	46.99	
Adjusted Level of Significance	0.049	
Adjusted Chi Square Value	46.9	
Anderson-Darling Test Statistic	54.92	
Anderson-Darling 5% Critical Value	1.07	
Kolmogorov-Smirnov Test Statistic	0.37	
Kolmogorov-Smirnov 5% Critical Value	0.0683	
Data not Gamma Distributed at 5% Significance Level		

Assuming Gamma Distribution	
95% Approximate Gamma UCL (Use when n >= 40)	1859
95% Adjusted Gamma UCL (Use when n < 40)	1862

Nonparametric Statistics	
95% CLT UCL	2073
95% Jackknife UCL	2075
95% Standard Bootstrap UCL	2056
95% Bootstrap-t UCL	2796
95% Hall's Bootstrap UCL	4915
95% Percentile Bootstrap UCL	2106
95% BCA Bootstrap UCL	2448
95% Chebyshev(Mean, Sd) UCL	3257
97.5% Chebyshev(Mean, Sd) UCL	4079
99% Chebyshev(Mean, Sd) UCL	5696

Potential UCL to Use	
Use 95% Chebyshev (Mean, Sd) UCL	3257

Note: Suggestions regarding the selection of a 95% UCL are provided to help the user to select the most appropriate 95% UCL. These recommendations are based upon the results of the simulation studies summarized in Singh, Singh, and Iaci (2002) and Singh and Singh (2003). For additional insight, the user may want to consult a statistician.

GENERAL UCL STATISTICS - ON-SITE GROUNDWATER
RFI REPORT
FORMER MANUAL TRANSMISSIONS OF MUNCIE FACILITY
MUNCIE, INDIANA

General UCL Statistics for Full Data Sets

User Selected Options

From File	WorkSheet.wst
Full Precision	OFF
Confidence Coefficient	95%
Number of Bootstrap Operations	2000

Trichloroethene

General Statistics

Number of Valid Observations	274	Number of Distinct Observations	138

Raw Statistics		Log-transformed Statistics	
Minimum	0.5	Minimum of Log Data	-0.693
Maximum	1800	Maximum of Log Data	7.496
Mean	144.4	Mean of log Data	2.317
Geometric Mean	10.15	SD of log Data	2.594
Median	5		
SD	294.8		
Std. Error of Mean	17.81		
Coefficient of Variation	2.042		
Skewness	2.714		

Relevant UCL Statistics

Normal Distribution Test		Lognormal Distribution Test	
Lilliefors Test Statistic	0.332	Lilliefors Test Statistic	0.131
Lilliefors Critical Value	0.0535	Lilliefors Critical Value	0.0535
Data not Normal at 5% Significance Level		Data not Lognormal at 5% Significance Level	

Assuming Normal Distribution		Assuming Lognormal Distribution	
95% Student's-t UCL	173.8	95% H-UCL	533.6
95% UCLs (Adjusted for Skewness)		95% Chebyshev (MVUE) UCL	649.7
95% Adjusted-CLT UCL (Chen-1995)	176.8	97.5% Chebyshev (MVUE) UCL	810.3
95% Modified-t UCL (Johnson-1978)	174.3	99% Chebyshev (MVUE) UCL	1126

Gamma Distribution Test		Data Distribution
k star (bias corrected)	0.265	Data do not follow a Discernable Distribution (0.05)
Theta Star	546	
MLE of Mean	144.4	
MLE of Standard Deviation	280.8	
nu star	144.9	
Approximate Chi Square Value (.05)	118.1	
Adjusted Level of Significance	0.0491	
Adjusted Chi Square Value	118	
Anderson-Darling Test Statistic	18.16	
Anderson-Darling 5% Critical Value	0.886	
Kolmogorov-Smirnov Test Statistic	0.231	
Kolmogorov-Smirnov 5% Critical Value	0.0603	
Data not Gamma Distributed at 5% Significance Level		

Assuming Gamma Distribution	
95% Approximate Gamma UCL (Use when n >= 40)	177.2
95% Adjusted Gamma UCL (Use when n < 40)	177.4

Nonparametric Statistics	
95% CLT UCL	173.7
95% Jackknife UCL	173.8
95% Standard Bootstrap UCL	173.5
95% Bootstrap-t UCL	176.5
95% Hall's Bootstrap UCL	177.8
95% Percentile Bootstrap UCL	175.3
95% BCA Bootstrap UCL	177.8
95% Chebyshev(Mean, Sd) UCL	222
97.5% Chebyshev(Mean, Sd) UCL	255.6
99% Chebyshev(Mean, Sd) UCL	321.6

Potential UCL to Use	
Use 95% Chebyshev (Mean, Sd) UCL	222

Note: Suggestions regarding the selection of a 95% UCL are provided to help the user to select the most appropriate 95% UCL. These recommendations are based upon the results of the simulation studies summarized in Singh, Singh, and Iaci (2002) and Singh and Singh (2003). For additional insight, the user may want to consult a statistician.

GENERAL UCL STATISTICS - ON-SITE GROUNDWATER
RFI REPORT
FORMER MANUAL TRANSMISSIONS OF MUNCIE FACILITY
MUNCIE, INDIANA

General UCL Statistics for Full Data Sets

User Selected Options

From File	WorkSheet.wst
Full Precision	OFF
Confidence Coefficient	95%
Number of Bootstrap Operations	2000

Vinyl chloride

General Statistics

Number of Valid Observations	271	Number of Distinct Observations	88

Raw Statistics

Minimum	0.5
Maximum	335
Mean	12.94
Geometric Mean	2.95
Median	2
SD	30.57
Std. Error of Mean	1.857
Coefficient of Variation	2.363
Skewness	6.692

Log-transformed Statistics

Minimum of Log Data	-0.693
Maximum of Log Data	5.814
Mean of log Data	1.082
SD of log Data	1.752

Relevant UCL Statistics

Normal Distribution Test

Lilliefors Test Statistic	0.342
Lilliefors Critical Value	0.0538

Data not Normal at 5% Significance Level

Lognormal Distribution Test

Lilliefors Test Statistic	0.213
Lilliefors Critical Value	0.0538

Data not Lognormal at 5% Significance Level

Assuming Normal Distribution

95% Student's-t UCL	16.01

95% UCLs (Adjusted for Skewness)

95% Adjusted-CLT UCL (Chen-1995)	16.8
95% Modified-t UCL (Johnson-1978)	16.13

Assuming Lognormal Distribution

95% H-UCL	18.57
95% Chebyshev (MVUE) UCL	23.21
97.5% Chebyshev (MVUE) UCL	27.42
99% Chebyshev (MVUE) UCL	35.67

Gamma Distribution Test

k star (bias corrected)	0.436
Theta Star	29.67
MLE of Mean	12.94
MLE of Standard Deviation	19.6
nu star	236.4
Approximate Chi Square Value (.05)	201.8
Adjusted Level of Significance	0.0491
Adjusted Chi Square Value	201.6
Anderson-Darling Test Statistic	16.09
Anderson-Darling 5% Critical Value	0.836
Kolmogorov-Smirnov Test Statistic	0.19
Kolmogorov-Smirnov 5% Critical Value	0.0591

Data not Gamma Distributed at 5% Significance Level

Data Distribution

Data do not follow a Discernable Distribution (0.05)

Nonparametric Statistics

95% CLT UCL	16
95% Jackknife UCL	16.01
95% Standard Bootstrap UCL	15.99
95% Bootstrap-t UCL	17.45
95% Hall's Bootstrap UCL	18.97
95% Percentile Bootstrap UCL	16.12
95% BCA Bootstrap UCL	17.1
95% Chebyshev(Mean, Sd) UCL	21.04
97.5% Chebyshev(Mean, Sd) UCL	24.54
99% Chebyshev(Mean, Sd) UCL	31.42

Assuming Gamma Distribution

95% Approximate Gamma UCL (Use when n >= 40)	15.16
95% Adjusted Gamma UCL (Use when n < 40)	15.17

Potential UCL to Use

Use 95% Chebyshev (Mean, Sd) UCL 21.04

Note: Suggestions regarding the selection of a 95% UCL are provided to help the user to select the most appropriate 95% UCL. These recommendations are based upon the results of the simulation studies summarized in Singh, Singh, and Iaci (2002) and Singh and Singh (2003). For additional insight, the user may want to consult a statistician.

GENERAL UCL STATISTICS - ON-SITE GROUNDWATER
RFI REPORT
FORMER MANUAL TRANSMISSIONS OF MUNCIE FACILITY
MUNCIE, INDIANA

General UCL Statistics for Full Data Sets

User Selected Options

From File	WorkSheet.wst
Full Precision	OFF
Confidence Coefficient	95%
Number of Bootstrap Operations	2000

Arsenic

General Statistics

Number of Valid Observations	81	Number of Distinct Observations	19

Raw Statistics		Log-transformed Statistics	
Minimum	1.5	Minimum of Log Data	0.405
Maximum	54	Maximum of Log Data	3.989
Mean	7.835	Mean of log Data	1.812
Geometric Mean	6.122	SD of log Data	0.644
Median	5		
SD	7.673		
Std. Error of Mean	0.853		
Coefficient of Variation	0.979		
Skewness	3.716		

Relevant UCL Statistics

Normal Distribution Test		Lognormal Distribution Test	
Lilliefors Test Statistic	0.397	Lilliefors Test Statistic	0.377
Lilliefors Critical Value	0.0984	Lilliefors Critical Value	0.0984
Data not Normal at 5% Significance Level		Data not Lognormal at 5% Significance Level	

Assuming Normal Distribution		Assuming Lognormal Distribution	
95% Student's-t UCL	9.253	95% H-UCL	8.66
95% UCLs (Adjusted for Skewness)		95% Chebyshev (MVUE) UCL	10.05
95% Adjusted-CLT UCL (Chen-1995)	9.613	97.5% Chebyshev (MVUE) UCL	11.15
95% Modified-t UCL (Johnson-1978)	9.312	99% Chebyshev (MVUE) UCL	13.32

Gamma Distribution Test		Data Distribution
k star (bias corrected)	2.107	Data do not follow a Discernable Distribution (0.05)
Theta Star	3.719	
MLE of Mean	7.835	
MLE of Standard Deviation	5.398	
nu star	341.3	
Approximate Chi Square Value (.05)	299.5	
Adjusted Level of Significance	0.047	
Adjusted Chi Square Value	298.8	
Anderson-Darling Test Statistic	11.25	
Anderson-Darling 5% Critical Value	0.763	
Kolmogorov-Smirnov Test Statistic	0.402	
Kolmogorov-Smirnov 5% Critical Value	0.1	
Data not Gamma Distributed at 5% Significance Level		

Nonparametric Statistics	
95% CLT UCL	9.237
95% Jackknife UCL	9.253
95% Standard Bootstrap UCL	9.216
95% Bootstrap-t UCL	9.764
95% Hall's Bootstrap UCL	10.3
95% Percentile Bootstrap UCL	9.29
95% BCA Bootstrap UCL	9.658
95% Chebyshev(Mean, Sd) UCL	11.55
97.5% Chebyshev(Mean, Sd) UCL	13.16
99% Chebyshev(Mean, Sd) UCL	16.32

Assuming Gamma Distribution	
95% Approximate Gamma UCL (Use when n >= 40)	8.928
95% Adjusted Gamma UCL (Use when n < 40)	8.949

Potential UCL to Use	
Use 95% Chebyshev (Mean, Sd) UCL	11.55

Note: Suggestions regarding the selection of a 95% UCL are provided to help the user to select the most appropriate 95% UCL. These recommendations are based upon the results of the simulation studies summarized in Singh, Singh, and Iaci (2002) and Singh and Singh (2003). For additional insight, the user may want to consult a statistician.

GENERAL UCL STATISTICS - ON-SITE GROUNDWATER
RFI REPORT
FORMER MANUAL TRANSMISSIONS OF MUNCIE FACILITY
MUNCIE, INDIANA

General UCL Statistics for Full Data Sets

User Selected Options

From File	WorkSheet.wst
Full Precision	OFF
Confidence Coefficient	95%
Number of Bootstrap Operations	2000

Arsenic (dissolved)

General Statistics

Number of Valid Observations	63	Number of Distinct Observations	6

Raw Statistics		Log-transformed Statistics	
Minimum	1.5	Minimum of Log Data	0.405
Maximum	30.3	Maximum of Log Data	3.411
Mean	7.61	Mean of log Data	1.757
Geometric Mean	5.794	SD of log Data	0.683
Median	5		
SD	7.144		
Std. Error of Mean	0.9		
Coefficient of Variation	0.939		
Skewness	2.129		

Relevant UCL Statistics

Normal Distribution Test		Lognormal Distribution Test	
Lilliefors Test Statistic	0.468	Lilliefors Test Statistic	0.411
Lilliefors Critical Value	0.112	Lilliefors Critical Value	0.112
Data not Normal at 5% Significance Level		Data not Lognormal at 5% Significance Level	

Assuming Normal Distribution		Assuming Lognormal Distribution	
95% Student's-t UCL	9.112	95% H-UCL	8.698
95% UCLs (Adjusted for Skewness)		95% Chebyshev (MVUE) UCL	10.27
95% Adjusted-CLT UCL (Chen-1995)	9.348	97.5% Chebyshev (MVUE) UCL	11.57
95% Modified-t UCL (Johnson-1978)	9.153	99% Chebyshev (MVUE) UCL	14.11

Gamma Distribution Test		Data Distribution
k star (bias corrected)	1.901	Data do not follow a Discernable Distribution (0.05)
Theta Star	4.004	
MLE of Mean	7.61	
MLE of Standard Deviation	5.52	
nu star	239.5	
Approximate Chi Square Value (.05)	204.7	
Adjusted Level of Significance	0.0462	
Adjusted Chi Square Value	203.9	
Anderson-Darling Test Statistic	11.93	
Anderson-Darling 5% Critical Value	0.763	
Kolmogorov-Smirnov Test Statistic	0.446	
Kolmogorov-Smirnov 5% Critical Value	0.114	
Data not Gamma Distributed at 5% Significance Level		

Assuming Gamma Distribution	
95% Approximate Gamma UCL (Use when n >= 40)	8.904
95% Adjusted Gamma UCL (Use when n < 40)	8.937

Nonparametric Statistics	
95% CLT UCL	9.09
95% Jackknife UCL	9.112
95% Standard Bootstrap UCL	9.052
95% Bootstrap-t UCL	9.51
95% Hall's Bootstrap UCL	9.235
95% Percentile Bootstrap UCL	9.11
95% BCA Bootstrap UCL	9.337
95% Chebyshev(Mean, Sd) UCL	11.53
97.5% Chebyshev(Mean, Sd) UCL	13.23
99% Chebyshev(Mean, Sd) UCL	16.56

Potential UCL to Use	
Use 95% Chebyshev (Mean, Sd) UCL	11.53

Note: Suggestions regarding the selection of a 95% UCL are provided to help the user to select the most appropriate 95% UCL. These recommendations are based upon the results of the simulation studies summarized in Singh, Singh, and Iaci (2002) and Singh and Singh (2003). For additional insight, the user may want to consult a statistician.

GENERAL UCL STATISTICS - OFF-SITE GROUNDWATER
RFI REPORT
FORMER MANUAL TRANSMISSIONS OF MUNCIE FACILITY
MUNCIE, INDIANA

General UCL Statistics for Full Data Sets

User Selected Options

From File	C:\Users\alebeau\Documents\017324 Muncie, IN\Stats\Muncie_GW_Off_Site_.wst
Full Precision	OFF
Confidence Coefficient	95%
Number of Bootstrap Operations	2000

Tetrachloroethene

General Statistics

Number of Valid Observations	64	Number of Distinct Observations	27

Raw Statistics		**Log-transformed Statistics**	
Minimum	0.36	Minimum of Log Data	-1.022
Maximum	480	Maximum of Log Data	6.174
Mean	30.24	Mean of log Data	0.822
Geometric Mean	2.274	SD of log Data	2.167
Median	0.5		
SD	79.47		
Std. Error of Mean	9.933		
Coefficient of Variation	2.628		
Skewness	3.821		

Relevant UCL Statistics

Normal Distribution Test		**Lognormal Distribution Test**	
Lilliefors Test Statistic	0.359	Lilliefors Test Statistic	0.305
Lilliefors Critical Value	0.111	Lilliefors Critical Value	0.111
Data not Normal at 5% Significance Level		Data not Lognormal at 5% Significance Level	

Assuming Normal Distribution		**Assuming Lognormal Distribution**	
95% Student's-t UCL	46.82	95% H-UCL	56.81
95% UCLs (Adjusted for Skewness)		95% Chebyshev (MVUE) UCL	60.23
95% Adjusted-CLT UCL (Chen-1995)	51.65	97.5% Chebyshev (MVUE) UCL	77.09
95% Modified-t UCL (Johnson-1978)	47.61	99% Chebyshev (MVUE) UCL	110.2

Gamma Distribution Test		**Data Distribution**
k star (bias corrected)	0.269	Data do not follow a Discernable Distribution (0.05)
Theta Star	112.5	
MLE of Mean	30.24	
MLE of Standard Deviation	58.33	
nu star	34.39	
Approximate Chi Square Value (.05)	21.98	**Nonparametric Statistics**
Adjusted Level of Significance	0.0463	95% CLT UCL 46.58
Adjusted Chi Square Value	21.75	95% Jackknife UCL 46.82
		95% Standard Bootstrap UCL 46.57
Anderson-Darling Test Statistic	9.278	95% Bootstrap-t UCL 58.37
Anderson-Darling 5% Critical Value	0.877	95% Hall's Bootstrap UCL 55.68
Kolmogorov-Smirnov Test Statistic	0.332	95% Percentile Bootstrap UCL 47.49
Kolmogorov-Smirnov 5% Critical Value	0.122	95% BCA Bootstrap UCL 53.21
Data not Gamma Distributed at 5% Significance Level		95% Chebyshev(Mean, Sd) UCL 73.53
		97.5% Chebyshev(Mean, Sd) UCL 92.27
Assuming Gamma Distribution		99% Chebyshev(Mean, Sd) UCL 129.1
95% Approximate Gamma UCL (Use when n >= 40)	47.32	
95% Adjusted Gamma UCL (Use when n < 40)	47.81	

Potential UCL to Use		Use 95% Chebyshev (Mean, Sd) UCL	73.53

Note: Suggestions regarding the selection of a 95% UCL are provided to help the user to select the most appropriate 95% UCL. These recommendations are based upon the results of the simulation studies summarized in Singh, Singh, and Iaci (2002) and Singh and Singh (2003). For additional insight, the user may want to consult a statistician.

GENERAL UCL STATISTICS - OFF-SITE GROUNDWATER
RFI REPORT
FORMER MANUAL TRANSMISSIONS OF MUNCIE FACILITY
MUNCIE, INDIANA

General UCL Statistics for Full Data Sets

User Selected Options

From File	C:\Users\alebeau\Documents\017324 Muncie, IN\Stats\Muncie_GW_Off_Site_.wst
Full Precision	OFF
Confidence Coefficient	95%
Number of Bootstrap Operations	2000

Trichloroethene

General Statistics

Number of Valid Observations	64	Number of Distinct Observations	33

Raw Statistics

Minimum	0.027
Maximum	28
Mean	3.253
Geometric Mean	1.085
Median	0.5
SD	6.211
Std. Error of Mean	0.776
Coefficient of Variation	1.91
Skewness	3.033

Log-transformed Statistics

Minimum of Log Data	-3.612
Maximum of Log Data	3.332
Mean of log Data	0.0819
SD of log Data	1.448

Relevant UCL Statistics

Normal Distribution Test

Lilliefors Test Statistic	0.302
Lilliefors Critical Value	0.111

Data not Normal at 5% Significance Level

Lognormal Distribution Test

Lilliefors Test Statistic	0.251
Lilliefors Critical Value	0.111

Data not Lognormal at 5% Significance Level

Assuming Normal Distribution

95% Student's-t UCL	4.549

95% UCLs (Adjusted for Skewness)

95% Adjusted-CLT UCL (Chen-1995)	4.844
95% Modified-t UCL (Johnson-1978)	4.598

Assuming Lognormal Distribution

95% H-UCL	4.785
95% Chebyshev (MVUE) UCL	6.158
97.5% Chebyshev (MVUE) UCL	7.525
99% Chebyshev (MVUE) UCL	10.21

Gamma Distribution Test

k star (bias corrected)	0.551
Theta Star	5.899
MLE of Mean	3.253
MLE of Standard Deviation	4.38
nu star	70.58
Approximate Chi Square Value (.05)	52.24
Adjusted Level of Significance	0.0463
Adjusted Chi Square Value	51.88
Anderson-Darling Test Statistic	5.248
Anderson-Darling 5% Critical Value	0.81
Kolmogorov-Smirnov Test Statistic	0.274
Kolmogorov-Smirnov 5% Critical Value	0.117

Data not Gamma Distributed at 5% Significance Level

Assuming Gamma Distribution

95% Approximate Gamma UCL (Use when n >= 40)	4.395
95% Adjusted Gamma UCL (Use when n < 40)	4.426

Data Distribution

Data do not follow a Discernable Distribution (0.05)

Nonparametric Statistics

95% CLT UCL	4.53
95% Jackknife UCL	4.549
95% Standard Bootstrap UCL	4.548
95% Bootstrap-t UCL	5.086
95% Hall's Bootstrap UCL	4.674
95% Percentile Bootstrap UCL	4.648
95% BCA Bootstrap UCL	4.931
95% Chebyshev(Mean, Sd) UCL	6.637
97.5% Chebyshev(Mean, Sd) UCL	8.101
99% Chebyshev(Mean, Sd) UCL	10.98

Potential UCL to Use

Use 95% Chebyshev (Mean, Sd) UCL 6.637

Note: Suggestions regarding the selection of a 95% UCL are provided to help the user to select the most appropriate 95% UCL. These recommendations are based upon the results of the simulation studies summarized in Singh, Singh, and Iaci (2002) and Singh and Singh (2003). For additional insight, the user may want to consult a statistician.

GENERAL UCL STATISTICS - OFF-SITE GROUNDWATER
RFI REPORT
FORMER MANUAL TRANSMISSIONS OF MUNCIE FACILITY
MUNCIE, INDIANA

General UCL Statistics for Full Data Sets

User Selected Options

From File	C:\Users\alebeau\Documents\017324 Muncie, IN\Stats\Muncie_GW_Off_Site_.wst
Full Precision	OFF
Confidence Coefficient	95%
Number of Bootstrap Operations	2000

Vinyl chloride

General Statistics

Number of Valid Observations	69	Number of Distinct Observations	20

Raw Statistics		Log-transformed Statistics	
Minimum	0.5	Minimum of Log Data	-0.693
Maximum	20	Maximum of Log Data	2.996
Mean	4.012	Mean of log Data	0.373
Geometric Mean	1.453	SD of log Data	1.395
Median	0.5		
SD	5.696		
Std. Error of Mean	0.686		
Coefficient of Variation	1.42		
Skewness	1.504		

Relevant UCL Statistics

Normal Distribution Test		Lognormal Distribution Test	
Lilliefors Test Statistic	0.325	Lilliefors Test Statistic	0.329
Lilliefors Critical Value	0.107	Lilliefors Critical Value	0.107
Data not Normal at 5% Significance Level		Data not Lognormal at 5% Significance Level	

Assuming Normal Distribution		Assuming Lognormal Distribution	
95% Student's-t UCL	5.155	95% H-UCL	5.556
95% UCLs (Adjusted for Skewness)		95% Chebyshev (MVUE) UCL	7.358
95% Adjusted-CLT UCL (Chen-1995)	5.272	97.5% Chebyshev (MVUE) UCL	8.923
95% Modified-t UCL (Johnson-1978)	5.176	99% Chebyshev (MVUE) UCL	12

Gamma Distribution Test		Data Distribution	
k star (bias corrected)	0.59	Data do not follow a Discernable Distribution (0.05)	
Theta Star	6.794		
MLE of Mean	4.012		
MLE of Standard Deviation	5.221		
nu star	81.48		
Approximate Chi Square Value (.05)	61.68	**Nonparametric Statistics**	
Adjusted Level of Significance	0.0465	95% CLT UCL	5.14
Adjusted Chi Square Value	61.32	95% Jackknife UCL	5.155
		95% Standard Bootstrap UCL	5.135
Anderson-Darling Test Statistic	8.786	95% Bootstrap-t UCL	5.378
Anderson-Darling 5% Critical Value	0.806	95% Hall's Bootstrap UCL	5.288
Kolmogorov-Smirnov Test Statistic	0.324	95% Percentile Bootstrap UCL	5.13
Kolmogorov-Smirnov 5% Critical Value	0.113	95% BCA Bootstrap UCL	5.254
Data not Gamma Distributed at 5% Significance Level		95% Chebyshev(Mean, Sd) UCL	7.001
		97.5% Chebyshev(Mean, Sd) UCL	8.294
Assuming Gamma Distribution		99% Chebyshev(Mean, Sd) UCL	10.83
95% Approximate Gamma UCL (Use when n >= 40)	5.299		
95% Adjusted Gamma UCL (Use when n < 40)	5.331		

Potential UCL to Use		Use 95% Chebyshev (Mean, Sd) UCL	7.001

Note: Suggestions regarding the selection of a 95% UCL are provided to help the user to select the most appropriate 95% UCL. These recommendations are based upon the results of the simulation studies summarized in Singh, Singh, and Iaci (2002) and Singh and Singh (2003). For additional insight, the user may want to consult a statistician.

GENERAL UCL STATISTICS - OFF-SITE GROUNDWATER
RFI REPORT
FORMER MANUAL TRANSMISSIONS OF MUNCIE FACILITY
MUNCIE, INDIANA

General UCL Statistics for Full Data Sets

User Selected Options

From File	C:\Users\alebeau\Documents\017324 Muncie, IN\Stats\Muncie_GW_Off_Site_.wst
Full Precision	OFF
Confidence Coefficient	95%
Number of Bootstrap Operations	2000

Arsenic

General Statistics

Number of Valid Observations	10	Number of Distinct Observations	3

Raw Statistics		Log-transformed Statistics	
Minimum	5	Minimum of Log Data	1.609
Maximum	268	Maximum of Log Data	5.591
Mean	33.77	Mean of log Data	2.186
Geometric Mean	8.897	SD of log Data	1.321
Median	5		
SD	82.67		
Std. Error of Mean	26.14		
Coefficient of Variation	2.448		
Skewness	3.113		

Warning: There are only 3 Distinct Values in this data
There are insufficient Distinct Values to perform some GOF tests and bootstrap methods.
Those methods will return a 'N/A' value on your output display!
It is necessary to have 4 or more Distinct Values to compute bootstrap methods.
However, results obtained using 4 to 9 distinct values may not be reliable.
It is recommended to have 10-15 or more observations for accurate and meaningful bootstrap results.

Relevant UCL Statistics

Normal Distribution Test		Lognormal Distribution Test	
Shapiro Wilk Test Statistic	0.411	Shapiro Wilk Test Statistic	0.525
Shapiro Wilk Critical Value	0.842	Shapiro Wilk Critical Value	0.842
Data not Normal at 5% Significance Level		**Data not Lognormal at 5% Significance Level**	

Assuming Normal Distribution		Assuming Lognormal Distribution	
95% Student's-t UCL	81.69	95% H-UCL	113.3
95% UCLs (Adjusted for Skewness)		95% Chebyshev (MVUE) UCL	54.38
95% Adjusted-CLT UCL (Chen-1995)	104.3	97.5% Chebyshev (MVUE) UCL	69.86
95% Modified-t UCL (Johnson-1978)	85.98	99% Chebyshev (MVUE) UCL	100.3

Gamma Distribution Test		Data Distribution
k star (bias corrected)	0.402	**Data do not follow a Discernable Distribution (0.05)**
Theta Star	83.96	
MLE of Mean	33.77	
MLE of Standard Deviation	53.25	
nu star	8.044	
Approximate Chi Square Value (.05)	2.761	**Nonparametric Statistics**
Adjusted Level of Significance	0.0267	95% CLT UCL 76.77
Adjusted Chi Square Value	2.252	95% Jackknife UCL 81.69
		95% Standard Bootstrap UCL N/A
Anderson-Darling Test Statistic	2.624	95% Bootstrap-t UCL N/A
Anderson-Darling 5% Critical Value	0.781	95% Hall's Bootstrap UCL N/A
Kolmogorov-Smirnov Test Statistic	0.489	95% Percentile Bootstrap UCL N/A
Kolmogorov-Smirnov 5% Critical Value	0.282	95% BCA Bootstrap UCL N/A
Data not Gamma Distributed at 5% Significance Level		95% Chebyshev(Mean, Sd) UCL 147.7
		97.5% Chebyshev(Mean, Sd) UCL 197
Assuming Gamma Distribution		99% Chebyshev(Mean, Sd) UCL 293.9
95% Approximate Gamma UCL (Use when n >= 40)	98.4	
95% Adjusted Gamma UCL (Use when n < 40)	120.6	

Potential UCL to Use		
		Use 95% Chebyshev (Mean, Sd) UCL 147.7

Note: Suggestions regarding the selection of a 95% UCL are provided to help the user to select the most appropriate 95% UCL.
These recommendations are based upon the results of the simulation studies summarized in Singh, Singh, and Iaci (2002) and Singh and Singh (2003). For additional insight, the user may want to consult a statistician.

GENERAL UCL STATISTICS - OFF-SITE GROUNDWATER
RFI REPORT
FORMER MANUAL TRANSMISSIONS OF MUNCIE FACILITY
MUNCIE, INDIANA

General UCL Statistics for Full Data Sets

User Selected Options

From File	C:\Users\alebeau\Documents\017324 Muncie, IN\Stats\Muncie_GW_Off_Site_.wst
Full Precision	OFF
Confidence Coefficient	95%
Number of Bootstrap Operations	2000

Manganese (dissolved)

General Statistics

Number of Valid Observations	7	Number of Distinct Observations	6

Raw Statistics		Log-transformed Statistics	
Minimum	240	Minimum of Log Data	5.481
Maximum	1400	Maximum of Log Data	7.244
Mean	425.7	Mean of log Data	5.809
Geometric Mean	333.2	SD of log Data	0.639
Median	260		
SD	430.3		
Std. Error of Mean	162.6		
Coefficient of Variation	1.011		
Skewness	2.629		

Warning: A sample size of 'n' = 7 may not adequate enough to compute meaningful and reliable test statistics and estimates!
It is suggested to collect at least 8 to 10 observations using these statistical methods!
If possible compute and collect Data Quality Objectives (DQO) based sample size and analytical results.
Warning: There are only 7 Values in this data
Note: It should be noted that even though bootstrap methods may be performed on this data set,
the resulting calculations may not be reliable enough to draw conclusions
The literature suggests to use bootstrap methods on data sets having more than 10-15 observations.

Relevant UCL Statistics

Normal Distribution Test		Lognormal Distribution Test	
Shapiro Wilk Test Statistic	0.502	Shapiro Wilk Test Statistic	0.576
Shapiro Wilk Critical Value	0.803	Shapiro Wilk Critical Value	0.803
Data not Normal at 5% Significance Level		Data not Lognormal at 5% Significance Level	
Assuming Normal Distribution		**Assuming Lognormal Distribution**	
95% Student's-t UCL	741.7	95% H-UCL	839.8
95% UCLs (Adjusted for Skewness)		95% Chebyshev (MVUE) UCL	814.5
95% Adjusted-CLT UCL (Chen-1995)	865.9	97.5% Chebyshev (MVUE) UCL	995.8
95% Modified-t UCL (Johnson-1978)	768.7	99% Chebyshev (MVUE) UCL	1352
Gamma Distribution Test		**Data Distribution**	
k star (bias corrected)	1.348	Data do not follow a Discernable Distribution (0.05)	
Theta Star	315.7		
MLE of Mean	425.7		
MLE of Standard Deviation	366.6		
nu star	18.88		
Approximate Chi Square Value (.05)	10.03	**Nonparametric Statistics**	
Adjusted Level of Significance	0.0158	95% CLT UCL	693.2
Adjusted Chi Square Value	8.154	95% Jackknife UCL	741.7
		95% Standard Bootstrap UCL	668.1
Anderson-Darling Test Statistic	1.663	95% Bootstrap-t UCL	4258
Anderson-Darling 5% Critical Value	0.714	95% Hall's Bootstrap UCL	3288
Kolmogorov-Smirnov Test Statistic	0.459	95% Percentile Bootstrap UCL	741.4
Kolmogorov-Smirnov 5% Critical Value	0.315	95% BCA Bootstrap UCL	760
Data not Gamma Distributed at 5% Significance Level		95% Chebyshev(Mean, Sd) UCL	1135
		97.5% Chebyshev(Mean, Sd) UCL	1441
Assuming Gamma Distribution		99% Chebyshev(Mean, Sd) UCL	2044
95% Approximate Gamma UCL (Use when n >= 40)	801.4		
95% Adjusted Gamma UCL (Use when n < 40)	985.5		
Potential UCL to Use		Use 95% Chebyshev (Mean, Sd) UCL	1135

Note: Suggestions regarding the selection of a 95% UCL are provided to help the user to select the most appropriate 95% UCL.
These recommendations are based upon the results of the simulation studies summarized in Singh, Singh, and Iaci (2002)
and Singh and Singh (2003). For additional insight, the user may want to consult a statistician.

GENERAL UCL STATISTICS - OFF-SITE GROUNDWATER
RFI REPORT
FORMER MANUAL TRANSMISSIONS OF MUNCIE FACILITY
MUNCIE, INDIANA

General UCL Statistics for Full Data Sets

User Selected Options

From File	C:\Users\alebeau\Documents\017324 Muncie, IN\Stats\Muncie_GW_Off_Site_.wst
Full Precision	OFF
Confidence Coefficient	95%
Number of Bootstrap Operations	2000

Manganese (dissolved)

General Statistics

Number of Valid Observations	7	Number of Distinct Observations	6

Raw Statistics		**Log-transformed Statistics**	
Minimum	240	Minimum of Log Data	5.481
Maximum	1400	Maximum of Log Data	7.244
Mean	425.7	Mean of log Data	5.809
Geometric Mean	333.2	SD of log Data	0.639
Median	260		
SD	430.3		
Std. Error of Mean	162.6		
Coefficient of Variation	1.011		
Skewness	2.629		

Warning: A sample size of 'n' = 7 may not adequate enough to compute meaningful and reliable test statistics and estimates!
It is suggested to collect at least 8 to 10 observations using these statistical methods!
If possible compute and collect Data Quality Objectives (DQO) based sample size and analytical results.
Warning: There are only 7 Values in this data
Note: It should be noted that even though bootstrap methods may be performed on this data set,
the resulting calculations may not be reliable enough to draw conclusions
The literature suggests to use bootstrap methods on data sets having more than 10-15 observations.

Relevant UCL Statistics

Normal Distribution Test		**Lognormal Distribution Test**	
Shapiro Wilk Test Statistic	0.502	Shapiro Wilk Test Statistic	0.576
Shapiro Wilk Critical Value	0.803	Shapiro Wilk Critical Value	0.803
Data not Normal at 5% Significance Level		**Data not Lognormal at 5% Significance Level**	
Assuming Normal Distribution		**Assuming Lognormal Distribution**	
95% Student's-t UCL	741.7	95% H-UCL	839.8
95% UCLs (Adjusted for Skewness)		95% Chebyshev (MVUE) UCL	814.5
95% Adjusted-CLT UCL (Chen-1995)	865.9	97.5% Chebyshev (MVUE) UCL	995.8
95% Modified-t UCL (Johnson-1978)	768.7	99% Chebyshev (MVUE) UCL	1352
Gamma Distribution Test		**Data Distribution**	
k star (bias corrected)	1.348	**Data do not follow a Discernable Distribution (0.05)**	
Theta Star	315.7		
MLE of Mean	425.7		
MLE of Standard Deviation	366.6		
nu star	18.88		
Approximate Chi Square Value (.05)	10.03	**Nonparametric Statistics**	
Adjusted Level of Significance	0.0158	95% CLT UCL	693.2
Adjusted Chi Square Value	8.154	95% Jackknife UCL	741.7
		95% Standard Bootstrap UCL	682.5
Anderson-Darling Test Statistic	1.663	95% Bootstrap-t UCL	4495
Anderson-Darling 5% Critical Value	0.714	95% Hall's Bootstrap UCL	3283
Kolmogorov-Smirnov Test Statistic	0.459	95% Percentile Bootstrap UCL	740
Kolmogorov-Smirnov 5% Critical Value	0.315	95% BCA Bootstrap UCL	762.9
Data not Gamma Distributed at 5% Significance Level		95% Chebyshev(Mean, Sd) UCL	1135
		97.5% Chebyshev(Mean, Sd) UCL	1441
Assuming Gamma Distribution		99% Chebyshev(Mean, Sd) UCL	2044
95% Approximate Gamma UCL (Use when n >= 40)	801.4		
95% Adjusted Gamma UCL (Use when n < 40)	985.5		
Potential UCL to Use		Use 95% Chebyshev (Mean, Sd) UCL	1135

Note: Suggestions regarding the selection of a 95% UCL are provided to help the user to select the most appropriate 95% UCL.
These recommendations are based upon the results of the simulation studies summarized in Singh, Singh, and Iaci (2002)
and Singh and Singh (2003). For additional insight, the user may want to consult a statistician.

SITE SPECIFIC RESIDENT SCREENING LEVELS
RFI REPORT
FORMER MANUAL TRANSMISSIONS OF MUNCIE FACILITY
MUNCIE, INDIANA

Site-specific
Resident Screening Levels (RSL) for Tap Water
ca=Cancer, nc=Noncancer, ca* (Where nc SL < 100 x ca SL),
ca** (Where nc SL < 10 x ca SL), max=SL exceeds ceiling limit (see User's Guide), sat=SL exceeds csat,
Smax=Soil SL exceeds ceiling limit and has been substituted with the max value (see User's Guide),
Ssat=Soil inhalation SL exceeds csat and has been substituted with the csat

Chemical	Ingestion SL TR=1.0E-5 (ug/L)	Dermal SL TR=1.0E-5 (ug/L)	Inhalation SL TR=1.0E-5 (ug/L)	Carcinogenic SL TR=1.0E-5 (ug/L)	Ingestion SL Child HQ=1	Dermal SL Child HQ=1	Inhalation SL Child HQ=1	Non Carcinogenic SL Child	Ingestion SL Adult HQ=1	Dermal SL Adult HQ=1	Inhalation SL Adult HQ=1	Non Carcinogenic SL Adult	Screening Level (ug/L)
Arsenic, Inorganic	4.48E-01	8.32E+01	-	4.46E-01	4.69E+00	7.11E+02	-		1.10E+01	2.10E+03	-	1.09E+01	4.46E-01 ca*
Manganese (Non-diet)	-	-	-	-	3.75E+02	2.28E+03	-	3.22E+02	8.76E+02	6.71E+03	-	7.75E+02	3.22E+02 nc
Tetrachloroethylene	3.20E+02	5.55E+02	1.87E+02	9.74E+01	9.39E+01	1.63E+02	8.34E+01	3.48E+01	2.19E+02	3.66E+02	8.34E+01	5.19E+01	3.48E+01 nc
Trichloroethylene	4.68E+00	3.16E+01	4.69E+00	2.18E+00	7.82E+00	4.89E+01	4.17E+00	2.58E+00	1.83E+01	1.10E+02	4.17E+00	3.29E+00	2.18E+00 ca**
Vinyl Chloride	1.70E-01	2.62E+00	3.22E+00	1.52E-01	4.69E+01	5.82E+02	2.09E+02	3.59E+01	1.10E+02	1.38E+03	2.09E+02	6.83E+01	1.52E-01 ca

Output generated 09MAY2014:08:52:50

SITE SPECIFIC RESIDENT EQUATION INPUTS - GROUNDWATER
RFI REPORT
FORMER MANUAL TRANSMISSIONS OF MUNCIE FACILITY
MUNCIE, INDIANA

Variable	Value
TR (target cancer risk) unitless	0.00001
ED_r (exposure duration - resident) year	30
ED_c (exposure duration - child) year	6
ED_a (exposure duration - adult) year	24
ED_{0-2} (mutagenic exposure duration first phase) year	2
ED_{2-6} (mutagenic exposure duration second phase) year	4
ED_{6-16} (mutagenic exposure duration third phase) year	10
ED_{16-30} (mutagenic exposure duration fourth phase) year	14
THQ (target hazard quotient) unitless	1
LT (lifetime - resident) year	70
EF_r (exposure frequency) day/year	350
EF_{0-2} (mutagenic exposure frequency first phase) day/year	350
EF_{2-6} (mutagenic exposure frequency second phase) day/year	350
EF_{6-16} (mutagenic exposure frequency third phase) day/year	350
EF_{16-30} (mutagenic exposure frequency fourth phase) day/year	350
ET_{rw-adj} (age-adjusted exposure time) hour/day	0.664
$ET_{rw-madj}$ (mutagenic age-adjusted exposure time) hour/day	0.664
ET_{rwa} (adult tapwater exposure time) hour/day	0.58
ET_{rwc} (child tapwater exposure time) hour/day	1
ET_{rw} (exposure time - resident) hour/day	24
ET_{0-2} (mutagenic exposure time first phase) hour/event	1
ET_{2-6} (mutagenic exposure time second phase) hour/event	1
ET_{6-16} (mutagenic exposure time third phase) hour/event	0.58
ET_{16-30} (mutagenic exposure time fourth phase) hour/event	0.58
BW_a (body weight - adult) kg	70
BW_c (body weight - child) kg	15
IRW_a (water intake rate - adult) L/day	2
IRW_c (water intake rate - child) L/day	1
EV_{rwa} (adult events) per day	1
EV_{rwc} (child events) per day	1
EV_{0-2} (mutagenic events first phase) per day	1
EV_{2-6} (mutagenic events first phase) per day	1
EV_{6-16} (mutagenic events first phase) per day	1
EV_{16-30} (mutagenic events first phase) per day	1
K (volatilization factor of Andelman) L/m^3	0.5
IFW_{adj} (adjusted intake factor) L-year/kg-day	1.086
$IFWM_{adj}$ (mutagenic adjusted intake factor) L-year/kg-day	3.39
DFW_{adj} (age-adjusted dermal factor) cm^2-event/kg	8811.4
$DFWM_{adj}$ (mutagenic age-adjusted dermal factor) cm^2-event/kg	25394.29
SA_a (skin surface area - adult) cm^2	18000
SA_c (skin surface area - child) cm^2	6600
IRW_{0-2} (mutagenic water intake rate) L/day	1

SITE SPECIFIC RESIDENT EQUATION INPUTS - GROUNDWATER
RFI REPORT
FORMER MANUAL TRANSMISSIONS OF MUNCIE FACILITY
MUNCIE, INDIANA

Variable	Value
IRW_{2-6} (mutagenic water intake rate) L/day	1
IRW_{6-16} (mutagenic water intake rate) L/day	2
IRW_{16-30} (mutagenic water intake rate) L/day	2
l_{sc} (apparent thickness of stratum corneum) cm	0.001

Output generated 09MAY2014:08:52:50

VAPOR INTRUSTION SSSL DERIVATION FOR VINYL CHLORIDE
RFI REPORT
FORMER MANUAL TRANSMISSIONS OF MUNCIE FACILITY
MUNCIE, INDIANA

Average temperature of Shallow GW (˚F) $(T_A)^1$=	5.45E+01
Average Soil Temperature (˚K) $(T_S)^2$=	3.32E+02
Normal Boiling Point $(T_B)^3$=	**2.59E+02**
Critical Temperature $(T_C)^3$=	**4.32E+02**
Empathy of Vaporization at normal boiling point $(\Delta H_{V,B})^3$=	**5.25E+03**
Henry Law Constant reference Temp (˚K) $(T_R)^3$=	2.98E+02
Empathy of Vaporization at average soil temperature $(\Delta H_{v,TS})^4$=	4.39E+03
Ratio $(Tb/Tc)^5$=	6.00E-01
n^5=	3.28E-01
Henry Law Constant $(H_R)^3$=	**2.71E-02**
Gas constant $(R_C)^6$=	1.99E+00
Gas Constant $(R)^6$=	8.21E-05
Henry Law Constant at average Soil Temp $(H'_{TS})^6$=	2.10E+00
Residential SL^7=	**1.60E+00**
Industrial SL^7=	**2.80E+01**
IDEM VI Residential Calculation[8] =	7.61E-01
IDEM VI Indsutrial Calculation[8] =	1.33E+01

Notes:
(1) From Section A 5.1: Residential Vapor Intrusion in IDEM, 2012.
(2) After equation 3 in USEPA, 2001.
(3) From Attachedment: Chemical Properties of Volatile SSl Chemicals as in USEPA, 2001.
(4) Equation 2 in USEPA, 2001.
(5) Table 1 in USEPA, 2001.
(6) Equation 1 in USEPA, 2001.
(7) Table A-6: Screening Levels Summary Table - March 2014 Screening Levels - Final - IDEM RCG.
(8) Equation 10 in Section A 5.1 Residential Vapor Intrusion as in IDEM, 2012.

Bold Outline denotes COPC-Specific chemical properties.

Referencs
USEPA, 2001: Fact Sheet: Correcting Henry's Law Constant for Soil Temperature
US Environmental protection Agency, 2001. http://www.epa.gov/oswer/riskassessment/airmodel/pdf/factsheet.pdf
IDEM, 2012. Remediation Closure Guide. Indiana Deparment of Environmental Management, 2012.
http://www.in.gov/idem/files/remediation_closure_guide.pdf

VAPOR INTRUSTION SSSL DERIVATION FOR TCE
RFI REPORT
FORMER MANUAL TRANSMISSIONS OF MUNCIE FACILITY
MUNCIE, INDIANA

Average temperature of Shallow GW (˚F) (T_A)[1]=	5.45E+01
Average Soil Temperature (˚K) (T_S)[2]=	3.32E+02
Normal Boiling Point (T_B)[3]=	3.60E+02
Critical Temperature (T_C)[3]=	5.44E+02
Empathy of Vaporization at normal boiling point ($\Delta H_{V,B}$)[3]=	7.51E+03
Henry Law Constant reference Temp (˚K) (T_R)[3]=	2.98E+02
Empathy of Vaporization at average soil temperature ($\Delta H_{v,TS}$)[4]=	7.93E+03
Ratio (Tb/Tc)[5]=	6.62E-01
n[5]=	3.74E-01
Henry Law Constant (H_R)[3]=	1.03E-01
Gas constant (R_C)[6]=	1.99E+00
Gas Constant (R)[6]=	8.21E-05
Henry Law Constant at average Soil Temp (H'_{TS})[6]=	1.46E+01
Residential SL[7]=	2.10E+00
Industrial SL[7]=	8.80E+00
IDEM VI Residential Calculation[8] =	1.44E-01
IDEM VI Indsutrial Calculation[8] =	6.04E-01

Notes:
(1) From Section A 5.1: Residential Vapor Intrusion in IDEM, 2012.
(2) After equation 3 in USEPA, 2001.
(3) From Attachedment: Chemical Properties of Volatile SSl Chemicals as in USEPA, 2001.
(4) Equation 2 in USEPA, 2001.
(5) Table 1 in USEPA, 2001.
(6) Equation 1 in USEPA, 2001.
(7) Table A-6: Screening Levels Summary Table - March 2014 Screening Levels - Final - IDEM RCG.
(8) Equation 10 in Section A 5.1 Residential Vapor Intrusion as in IDEM, 2012.

Bold Outline denotes COPC-Specific chemical properties.

References
USEPA, 2001: Fact Sheet: Correcting Henry's Law Constant for Soil Temperature
US Environmental protection Agency, 2001. http://www.epa.gov/oswer/riskassessment/airmodel/pdf/factsheet.pdf
IDEM, 2012. Remediation Closure Guide. Indiana Deparment of Environmental Management, 2012.
http://www.in.gov/idem/files/remediation_closure_guide.pdf

VAPOR INTRUSTION SSSL DERIVATION FOR PCE
RFI REPORT
FORMER MANUAL TRANSMISSIONS OF MUNCIE FACILITY
MUNCIE, INDIANA

Average temperature of Shallow GW (˚F) $(T_A)^1$=	5.45E+01
Average Soil Temperature (˚K) $(T_S)^2$=	3.32E+02
Normal Boiling Point $(T_B)^3$=	3.94E+02
Critical Temperature $(T_C)^3$=	6.20E+02
Empathy of Vaporization at normal boiling point $(\Delta H_{V,B})^3$=	8.29E+03
Henry Law Constant reference Temp (˚K) $(T_R)^3$=	2.98E+02
Empathy of Vaporization at average soil temperature $(\Delta H_{v,TS})^4$=	9.04E+03
Ratio $(Tb/Tc)^5$=	6.36E-01
n^5=	3.55E-01
Henry Law Constant $(H_R)^3$=	1.84E-02
Gas constant $(R_C)^6$=	1.99E+00
Gas Constant $(R)^6$=	8.21E-05
Henry Law Constant at average Soil Temp $(H'_{TS})^6$=	3.14E+00
Residential SL^7=	4.20E+01
Industrial SL^7=	1.80E+02
IDEM VI Residential Calculation[8] =	1.34E+01
IDEM VI Indsutrial Calculation[8] =	5.72E+01

Notes:
(1) From Section A 5.1: Residential Vapor Intrusion in IDEM, 2012.
(2) After equation 3 in USEPA, 2001.
(3) From Attachedment: Chemical Properties of Volatile SSl Chemicals as in USEPA, 2001.
(4) Equation 2 in USEPA, 2001.
(5) Table 1 in USEPA, 2001.
(6) Equation 1 in USEPA, 2001.
(7) Table A-6: Screening Levels Summary Table - March 2014 Screening Levels - Final - IDEM RCG.
(8) Equation 10 in Section A 5.1 Residential Vapor Intrusion as in IDEM, 2012.

Bold Outline denotes COPC-Specific chemical properties.

References
USEPA, 2001: Fact Sheet: Correcting Henry's Law Constant for Soil Temperature
US Environmental protection Agency, 2001. http://www.epa.gov/oswer/riskassessment/airmodel/pdf/factsheet.pdf
IDEM, 2012. Remediation Closure Guide. Indiana Deparment of Environmental Management, 2012.
http://www.in.gov/idem/files/remediation_closure_guide.pdf

VAPOR INTRUSTION SSSL DERIVATION FOR METHYLENE CHLORIDE
RFI REPORT
FORMER MANUAL TRANSMISSIONS OF MUNCIE FACILITY
MUNCIE, INDIANA

Average temperature of Shallow GW (˚F) (T_A)[1]=	5.45E+01
Average Soil Temperature (˚K) (T_S)[2]=	3.32E+02
Normal Boiling Point (T_B)[3]=	3.13E+02
Critical Temperature (T_C)[3]=	5.10E+02
Empathy of Vaporization at normal boiling point ($\Delta H_{V,B}$)[3]=	6.71E+03
Henry Law Constant reference Temp (˚K) (T_R)[3]=	2.98E+02
Empathy of Vaporization at average soil temperature ($\Delta H_{v,TS}$)[4]=	6.49E+03
Ratio (Tb/Tc)[5]=	6.14E-01
n[5]=	3.38E-01
Henry Law Constant (H_R)[3]=	2.19E-03
Gas constant (R_C)[6]=	1.99E+00
Gas Constant (R)[6]=	8.21E-05
Henry Law Constant at average Soil Temp (H'_{TS})[6]=	2.42E-01
Residential SL[7]=	6.30E+02
Industrial SL[7]=	2.60E+03
IDEM VI Residential Calculation[8] =	2.60E+03
IDEM VI Indsutrial Calculation[8] =	1.07E+04

Notes:
(1) From Section A 5.1: Residential Vapor Intrusion in IDEM, 2012.
(2) After equation 3 in USEPA, 2001.
(3) From Attachedment: Chemical Properties of Volatile SSl Chemicals as in USEPA, 2001.
(4) Equation 2 in USEPA, 2001.
(5) Table 1 in USEPA, 2001.
(6) Equation 1 in USEPA, 2001.
(7) Table A-6: Screening Levels Summary Table - March 2014 Screening Levels - Final - IDEM RCG.
(8) Equation 10 in Section A 5.1 Residential Vapor Intrusion as in IDEM, 2012.

Bold Outline denotes COPC-Specific chemical properties.

References
USEPA, 2001: Fact Sheet: Correcting Henry's Law Constant for Soil Temperature
US Environmental protection Agency, 2001. http://www.epa.gov/oswer/riskassessment/airmodel/pdf/factsheet.pdf
IDEM, 2012. Remediation Closure Guide. Indiana Deparment of Environmental Management, 2012.
http://www.in.gov/idem/files/remediation_closure_guide.pdf

VAPOR INTRUSTION SSSL DERIVATION FOR BENZO(K)FLUORANTHENE
RFI REPORT
FORMER MANUAL TRANSMISSIONS OF MUNCIE FACILITY
MUNCIE, INDIANA

Average temperature of Shallow GW (˚F) $(T_A)^1$=	5.45E+01
Average Soil Temperature (˚K) $(T_S)^2$=	3.32E+02
Normal Boiling Point $(T_B)^3$=	7.53E+02
Critical Temperature $(T_C)^3$=	1.02E+03
Empathy of Vaporization at normal boiling point $(\Delta H_{V,B})^3$=	1.80E+04
Henry Law Constant reference Temp (˚K) $(T_R)^3$=	2.98E+02
Empathy of Vaporization at average soil temperature $(\Delta H_{v,TS})^4$=	2.66E+04
Ratio $(Tb/Tc)^5$=	7.39E-01
n^5=	4.10E-01
Henry Law Constant $(H_R)^3$=	8.29E-07
Gas constant $(R_C)^6$=	1.99E+00
Gas Constant $(R)^6$=	8.21E-05
Henry Law Constant at average Soil Temp $(H'_{TS})^6$=	2.78E-03
Residential SL^7=	8.70E-02
Industrial SL^7=	1.10E+00
IDEM VI Residential Calculation[8] =	3.13E+01
IDEM VI Indsutrial Calculation[8] =	3.96E+02

Notes:
(1) From Section A 5.1: Residential Vapor Intrusion in IDEM, 2012.
(2) After equation 3 in USEPA, 2001.
(3) From Attachedment: Chemical Properties of Volatile SSl Chemicals as in USEPA, 2001.
(4) Equation 2 in USEPA, 2001.
(5) Table 1 in USEPA, 2001.
(6) Equation 1 in USEPA, 2001.
(7) Table A-6: Screening Levels Summary Table - March 2014 Screening Levels - Final - IDEM RCG.
(8) Equation 10 in Section A 5.1 Residential Vapor Intrusion as in IDEM, 2012.

Bold Outline denotes COPC-Specific chemical properties.

References
USEPA, 2001: Fact Sheet: Correcting Henry's Law Constant for Soil Temperature
US Environmental protection Agency, 2001. http://www.epa.gov/oswer/riskassessment/airmodel/pdf/factsheet.pdf
IDEM, 2012. Remediation Closure Guide. Indiana Deparment of Environmental Management, 2012.
http://www.in.gov/idem/files/remediation_closure_guide.pdf

VAPOR INTRUSTION SSSL DERIVATION FOR TRANS-1,2-DICHLOROETHENE
RFI REPORT
FORMER MANUAL TRANSMISSIONS OF MUNCIE FACILITY
MUNCIE, INDIANA

Average temperature of Shallow GW (˚F) (T_A)[1]=	5.45E+01
Average Soil Temperature (˚K) (T_S)[2]=	3.32E+02
Normal Boiling Point (T_B)[3]=	3.21E+02
Critical Temperature (T_C)[3]=	5.17E+02
Empathy of Vaporization at normal boiling point ($\Delta H_{V,B}$)[3]=	6.72E+03
Henry Law Constant reference Temp (˚K) (T_R)[3]=	2.98E+02
Empathy of Vaporization at average soil temperature ($\Delta H_{v,TS}$)[4]=	6.59E+03
Ratio (Tb/Tc)[5]=	6.21E-01
n[5]=	3.44E-01
Henry Law Constant (H_R)[3]=	9.39E-03
Gas constant (R_C)[6]=	1.99E+00
Gas Constant (R)[6]=	8.21E-05
Henry Law Constant at average Soil Temp (H'_{TS})[6]=	1.06E+00
Residential SL[7]=	6.30E+01
Industrial SL[7]=	2.60E+02
IDEM VI Residential Calculation[8] =	5.96E+01
IDEM VI Indsutrial Calculation[8] =	2.46E+02

Notes:
(1) From Section A 5.1: Residential Vapor Intrusion in IDEM, 2012.
(2) After equation 3 in USEPA, 2001.
(3) From Attachedment: Chemical Properties of Volatile SSl Chemicals as in USEPA, 2001.
(4) Equation 2 in USEPA, 2001.
(5) Table 1 in USEPA, 2001.
(6) Equation 1 in USEPA, 2001.
(7) Table A-6: Screening Levels Summary Table - March 2014 Screening Levels - Final - IDEM RCG.
(8) Equation 10 in Section A 5.1 Residential Vapor Intrusion as in IDEM, 2012.

Bold Outline denotes COPC-Specific chemical properties.

References
USEPA, 2001: Fact Sheet: Correcting Henry's Law Constant for Soil Temperature
US Environmental protection Agency, 2001. http://www.epa.gov/oswer/riskassessment/airmodel/pdf/factsheet.pdf
IDEM, 2012. Remediation Closure Guide. Indiana Deparment of Environmental Management, 2012.
http://www.in.gov/idem/files/remediation_closure_guide.pdf

VAPOR INTRUSTION SSSL DERIVATION FOR CIS-1,2-DICHLOROETHENE
RFI REPORT
FORMER MANUAL TRANSMISSIONS OF MUNCIE FACILITY
MUNCIE, INDIANA

Average temperature of Shallow GW (˚F) (T_A)[1]=	5.45E+01
Average Soil Temperature (˚K) (T_S)[2]=	3.32E+02
Normal Boiling Point (T_B)[3]=	3.34E+02
Critical Temperature (T_C)[3]=	5.44E+02
Empathy of Vaporization at normal boiling point ($\Delta H_{V,B}$)[3]=	7.19E+03
Henry Law Constant reference Temp (˚K) (T_R)[3]=	2.98E+02
Empathy of Vaporization at average soil temperature ($\Delta H_{V,TS}$)[4]=	7.22E+03
Ratio (Tb/Tc)[5]=	6.13E-01
n[5]=	3.38E-01
Henry Law Constant (H_R)[3]=	4.07E-03
Gas constant (R_C)[6]=	1.99E+00
Gas Constant (R)[6]=	8.21E-05
Henry Law Constant at average Soil Temp (H'_{TS})[6]=	5.10E-01
Residential SL[7]=	6.30E+01
Industrial SL[7]=	2.60E+02
IDEM VI Residential Calculation[8] =	1.24E+02
IDEM VI Indsutrial Calculation[8] =	5.10E+02

Notes:
(1) From Section A 5.1: Residential Vapor Intrusion in IDEM, 2012.
(2) After equation 3 in USEPA, 2001.
(3) From Attachedment: Chemical Properties of Volatile SSl Chemicals as in USEPA, 2001.
(4) Equation 2 in USEPA, 2001.
(5) Table 1 in USEPA, 2001.
(6) Equation 1 in USEPA, 2001.
(7) Table A-6: Screening Levels Summary Table - March 2014 Screening Levels - Final - IDEM RCG.
(8) Equation 10 in Section A 5.1 Residential Vapor Intrusion as in IDEM, 2012.

Bold Outline denotes COPC-Specific chemical properties.

References
USEPA, 2001: Fact Sheet: Correcting Henry's Law Constant for Soil Temperature
US Environmental protection Agency, 2001. http://www.epa.gov/oswer/riskassessment/airmodel/pdf/factsheet.pdf
IDEM, 2012. Remediation Closure Guide. Indiana Deparment of Environmental Management, 2012.
http://www.in.gov/idem/files/remediation_closure_guide.pdf

VAPOR INTRUSTION SSSL DERIVATION FOR TRANS-1,1-DICHLOROETHANE
RFI REPORT
FORMER MANUAL TRANSMISSIONS OF MUNCIE FACILITY
MUNCIE, INDIANA

Average temperature of Shallow GW (˚F) $(T_A)^1$=	5.45E+01
Average Soil Temperature (˚K) $(T_S)^2$=	3.32E+02
Normal Boiling Point $(T_B)^3$=	3.31E+02
Critical Temperature $(T_C)^3$=	5.23E+02
Empathy of Vaporization at normal boiling point $(\Delta H_{V,B})^3$=	6.90E+03
Henry Law Constant reference Temp (˚K) $(T_R)^3$=	2.98E+02
Empathy of Vaporization at average soil temperature $(\Delta H_{v,TS})^4$=	6.88E+03
Ratio $(Tb/Tc)^5$=	6.32E-01
n^5=	3.52E-01
Henry Law Constant $(H_R)^3$=	5.61E-03
Gas constant $(R_C)^6$=	1.99E+00
Gas Constant $(R)^6$=	8.21E-05
Henry Law Constant at average Soil Temp $(H'_{TS})^6$=	6.64E-01
Residential SL^7=	1.50E+01
Industrial SL^7=	7.70E+01
IDEM VI Residential Calculation[8] =	2.26E+01
IDEM VI Indsutrial Calculation[8] =	1.16E+02

Notes:
(1) From Section A 5.1: Residential Vapor Intrusion in IDEM, 2012.
(2) After equation 3 in USEPA, 2001.
(3) From Attachedment: Chemical Properties of Volatile SSl Chemicals as in USEPA, 2001.
(4) Equation 2 in USEPA, 2001.
(5) Table 1 in USEPA, 2001.
(6) Equation 1 in USEPA, 2001.
(7) Table A-6: Screening Levels Summary Table - March 2014 Screening Levels - Final - IDEM RCG.
(8) Equation 10 in Section A 5.1 Residential Vapor Intrusion as in IDEM, 2012.

Bold Outline denotes COPC-Specific chemical properties.

References
USEPA, 2001: Fact Sheet: Correcting Henry's Law Constant for Soil Temperature
US Environmental protection Agency, 2001. http://www.epa.gov/oswer/riskassessment/airmodel/pdf/factsheet.pdf
IDEM, 2012. Remediation Closure Guide. Indiana Deparment of Environmental Management, 2012.
http://www.in.gov/idem/files/remediation_closure_guide.pdf