



SUMMARY OF SITE INVESTIGATIONS (MAY 1997 TO DECEMBER 2000)

**REALM PROPERTY AND GENERAL MOTORS PROPERTY
TOLEDO, OHIO**

**DECEMBER 2000
REF. NO. 12609 (19)**

**Prepared by:
Conestoga-Rovers
& Associates**

651 Colby Drive
Waterloo, Ontario
Canada N2V 1C2

Office: (519) 884-0510
Fax: (519) 884-0525

web: <http://www.CRAworld.com>

TABLE OF CONTENTS







		<u>Page</u>
1.0	INTRODUCTION.....	1
1.1	GENERAL.....	1
1.2	SITE BACKGROUND	1
2.0	ENVIRONMENTAL SETTING	2
2.1	CLIMATE.....	2
2.2	HYDROLOGY	2
2.3	TOPOGRAPHY.....	3
2.4	REGIONAL GEOLOGY AND HYDROGEOLOGY.....	3
2.5	LOCAL GEOLOGY AND HYDROGEOLOGY	3
3.0	AREAS OF INTEREST	5
		
		
		
		
3.5	FORMER STORMWATER POND.....	9
3.5.1	DESCRIPTION OF AREA	9
3.5.2	SOIL INVESTIGATIONS.....	10
3.5.3	GROUNDWATER INVESTIGATIONS.....	10
3.5.4	REMEDIAL ACTIVITIES.....	10
3.6	FORMER DISPOSAL AREA	10
3.6.1	DESCRIPTION OF AREA	10
3.6.2	SOIL INVESTIGATIONS.....	11

TABLE OF CONTENTS

	<u>Page</u>
3.6.3	GROUNDWATER INVESTIGATIONS..... 11
3.6.4	LEACHATE INVESTIGATIONS..... 12
3.6.5	REMEDIAL ACTIVITIES..... 12
3.7	AREA SOUTH OF SILVER CREEK / AREA WEST OF FORMER DISPOSAL AREA 12
3.7.1	DESCRIPTION OF AREA 12
3.7.2	SOIL INVESTIGATIONS..... 12
3.7.3	GROUNDWATER INVESTIGATIONS..... 13
3.7.4	REMEDIAL ACTIVITIES..... 14
3.8	SOUTHWEST AREA..... 14
3.8.1	DESCRIPTION OF AREA 14
3.8.2	SOIL INVESTIGATIONS..... 14
3.8.3	REMEDIAL ACTIVITIES..... 15
3.9	SILVER CREEK AND TRIBUTARY DITCHES 15
3.9.1	DESCRIPTION OF AREA 15
3.9.2	SEDIMENT INVESTIGATIONS..... 15
3.9.3	SURFACE WATER INVESTIGATIONS..... 16
3.9.4	REMEDIAL ACTIVITIES..... 16




LIST OF FIGURES
(Following Text)

FIGURE 1.1	PLANT LOCATION
FIGURE 1.2	SITE PLAN - AREAS OF INTEREST
FIGURE 1.3	SILVER CREEK AND ON-SITE TRIBUTARY DITCHES
FIGURE 2.1	FLOOD MAP
FIGURE 2.2	CURRENT SITE TOPOGRAPHY
FIGURE 2.3	1934 TOPOGRAPHIC CONTOURS
FIGURE 2.4	1965 TOPOGRAPHIC CONTOURS
FIGURE 2.5	1974 TOPOGRAPHIC CONTOURS
FIGURE 2.6	1986 TOPOGRAPHIC CONTOURS
FIGURE 2.7	1934 - 1965 CUT/FILL ISOPACHS
FIGURE 2.8	1965 - 1974 CUT/FILL ISOPACHS
FIGURE 2.9	1974 - 1986 CUT/FILL ISOPACHS
FIGURE 2.10	CROSS-SECTION LOCATIONS
FIGURE 2.11	CROSS-SECTION A-A'
	
FIGURE 2.13	GROUNDWATER AND SURFACE WATER ELEVATIONS - MARCH 6, 1998
FIGURE 2.14	GROUNDWATER ELEVATIONS - OCTOBER 14, 1998

LIST OF FIGURES
(Following Text)



- FIGURE 3.5.1 SAMPLE LOCATIONS - FORMER STORMWATER POND
- FIGURE 3.5.2 SOIL DETECTIONS - FORMER STORMWATER POND
- FIGURE 3.5.3 GROUNDWATER DETECTIONS - FORMER STORMWATER POND
- FIGURE 3.6.1 SAMPLE LOCATIONS - FORMER DISPOSAL AREA
- FIGURE 3.6.2 PCB SOIL DETECTIONS - FORMER DISPOSAL AREA
- FIGURE 3.6.3 OTHER SOIL DETECTIONS - FORMER DISPOSAL AREA
- FIGURE 3.6.4 GROUNDWATER DETECTIONS - FORMER DISPOSAL AREA
- FIGURE 3.7.1 SAMPLE LOCATIONS - AREA SOUTH OF SILVER CREEK/AREA WEST
OF FORMER DISPOSAL AREA

LIST OF FIGURES
(Following Text)

- FIGURE 3.7.2 TEST PIT SAMPLE GROUPING - AREA SOUTH OF SILVER CREEK/AREA WEST OF FORMER DISPOSAL AREA
- FIGURE 3.7.3 SOIL DETECTIONS - AREA SOUTH OF SILVER CREEK/AREA WEST OF FORMER DISPOSAL AREA
- FIGURE 3.7.4 TEST PIT PCB DETECTIONS - AREA SOUTH OF SILVER CREEK/AREA WEST OF FORMER DISPOSAL AREA
- FIGURE 3.8.1 SAMPLE LOCATIONS - SOUTHWEST AREA
- FIGURE 3.8.2 PCB SOIL DETECTIONS - SOUTHWEST AREA
- FIGURE 3.9.1 SAMPLE LOCATIONS - SILVER CREEK AND TRIBUTARY DITCHES



LIST OF TABLES
(Following Text)

TABLE 3.5.1 SUMMARY OF SAMPLE DEPTHS AND PARAMETERS - FORMER STORMWATER POND

TABLE 3.5.2 SUMMARY OF ANALYTICAL DETECTIONS (SOIL) - FORMER STORMWATER POND

LIST OF TABLES
(Following Text)

TABLE 3.5.3	SUMMARY OF ANALYTICAL DETECTIONS (GROUNDWATER) - FORMER STORMWATER POND
TABLE 3.6.1	SUMMARY OF SAMPLE DEPTHS AND PARAMETERS - FORMER DISPOSAL AREA
TABLE 3.6.2	SUMMARY OF ANALYTICAL DETECTIONS (SOIL) - FORMER DISPOSAL AREA
TABLE 3.6.3	SUMMARY OF ANALYTICAL DETECTIONS (GROUNDWATER) - FORMER DISPOSAL AREA
TABLE 3.6.4	SUMMARY OF ANALYTICAL DETECTIONS (LEACHATE) - FORMER DISPOSAL AREA
TABLE 3.7.1	SUMMARY OF SAMPLE DEPTHS AND PARAMETERS - AREA SOUTH OF SILVER CREEK/AREA WEST OF FORMER DISPOSAL AREA
TABLE 3.7.2	SUMMARY OF ANALYTICAL DETECTIONS (SOIL) - AREA SOUTH OF SILVER CREEK/AREA WEST OF FORMER DISPOSAL AREA
TABLE 3.8.1	SUMMARY OF SAMPLE DEPTHS AND PARAMETERS - SOUTHWEST AREA
TABLE 3.8.2	SUMMARY OF ANALYTICAL DETECTIONS (SOIL) - SOUTHWEST AREA
TABLE 3.9.1	SUMMARY OF SAMPLE DEPTHS AND PARAMETERS - SILVER CREEK AND TRIBUTARY DITCHES
TABLE 3.9.2	SUMMARY OF ANALYTICAL DETECTIONS (SEDIMENT) - SILVER CREEK AND TRIBUTARY DITCHES
TABLE 3.9.3	SUMMARY OF ANALYTICAL DETECTIONS (SURFACE WATER) - SILVER CREEK AND TRIBUTARY DITCHES

[REDACTED]	[REDACTED]
[REDACTED]	[REDACTED]
[REDACTED]	[REDACTED]

[REDACTED]

[REDACTED]

[REDACTED]

[REDACTED]

[REDACTED]

[REDACTED]

[REDACTED]

[REDACTED]

[REDACTED]

[REDACTED]

[REDACTED]

[REDACTED]

1.0 INTRODUCTION

1.1 GENERAL

The purpose of this report is to present all of the data collected by Conestoga-Rovers & Associates (CRA) during Site investigations between May 1997 and December 2000. Investigations were conducted to evaluate the extent of contamination in selected areas of interest (AOI) at the General Motors (GM) Powertrain Group – Toledo Plant located at 1455 West Alexis Road, in Toledo, Ohio. The plant location is presented on Figure 1.1. The plant is located on approximately 186 acres including 33 acres of REALM property. The study area (Site) consists of approximately 45 acres (33 acres of REALM property and 18 acres of GM property) of plant property south of the main manufacturing buildings. The Site includes the areas adjacent to Silver Creek and its tributaries. The Site plan is presented on Figure 1.2 and Figure 1.3.

1.2 SITE BACKGROUND

The United States government originally built the plant in 1941. GM acquired the plant in 1956. Areas of the Site appear to have been disturbed prior to GM's ownership. Certain areas of the Site have been filled over time.

The Site has been separated into investigative areas. Figure 1.2 presents the REALM property boundary, and the AOIs.

2.0 ENVIRONMENTAL SETTING

This section describes the climate, hydrology, topography, geology, and hydrogeology in the vicinity of the Site.

2.1 CLIMATE

The normal monthly temperature in Toledo, Ohio varies from an average low of 23.1 degrees Fahrenheit in January to an average high of 71.8 degrees Fahrenheit in July, with an average annual temperature of 48.5 degrees Fahrenheit. The average monthly precipitation varies from a low of 1.8 inches in February to a high of 3.5 inches in June, with an average annual precipitation of 31.2 inches.

2.2 HYDROLOGY

The Site is located in the Halfway Creek drainage Basin that flows into Lake Erie. Silver Creek passes through the southern section of the Site (Figure 1.3) and enters Halfway Creek approximately 4 miles east of the Site. Silver Creek is approximately 7 miles in length. On an 1899 topographic map, Silver Creek is shown flowing directly into Lake Erie; however, by the mid-1930s it was rerouted downstream of the Site, and now flows into Halfway Creek, and then into Lake Erie. In the vicinity of the Site, Silver Creek is approximately 10 to 15 feet wide and up to 2 feet deep during normal conditions. The Ohio Environmental Protection Agency (Ohio EPA) has designated Silver Creek as a warm water habitat that may potentially be used for agricultural or industrial water supply usage, and for primary contact recreational usage. Silver Creek is not gauged; therefore, no historical flow data is available. Groundwater seepage has been observed along the side banks of Silver Creek in several locations.

Five on-Site ditches flow intermittently into Silver Creek. The locations of the ditches are presented on Figure 1.3. Ditch A and Ditch B are located along the west side and east side of the Former Disposal Area (FDA), respectively. Ditch C and Ditch D are located on the east side of the property, while Ditch E is located at the south end of the property.

The majority of the Site, including the ditches and former holding pond, are located within the 100-year flood plain of Silver Creek. The FDA and the Existing Stormwater Pond (ESP) are in areas of minimal flooding between the limits of the 100-year and 500-year floods (National Flood Insurance Program, June 4, 1980). The flood map is presented on Figure 2.1.

2.3 TOPOGRAPHY

Site topographic contours range from 596 to 610 feet above mean sea level (AMSL). The dominant Site topographic features include Silver Creek, which runs west to east through the Site, and its tributary ditches. Other prominent features include the FDA.

Topographic contours have been identified from an aerial survey conducted on November 24, 1997 and presented on Figure 2.2. Historical topography of the Site is presented on Figures 2.3 through 2.6. Historical aerial photographs are presented in Appendix A. Cut and fill isopachs illustrating the extent of filling at the Site are presented on Figures 2.7 through 2.9. The cut and fill isopachs indicated that approximately 7,800 cubic yards of fill were placed between 1934 and 1965, approximately 27,600 cubic yards of fill were placed between 1965 and 1974, and approximately 22,700 cubic yards of fill were placed between 1974 and 1986 across the Site. The fill volumes are approximate and are considered accurate to within plus or minus 15 percent.

2.4 REGIONAL GEOLOGY AND HYDROGEOLOGY

The regional geology is characterized by approximately 50 to 80 feet of unconsolidated glacial drift overlying Silurian-age dolomites and evaporites.

The soils in the vicinity of the Site are generally classified as Bixler-Dixboro association soils. These are nearly level or gently sloping, somewhat poorly drained soils that formed in loamy and sandy glacial lake sediment. These soils have moderate permeability.

2.5 LOCAL GEOLOGY AND HYDROGEOLOGY

Based on the inspection of the soil samples collected during previous Site drilling activities, geologic materials at the Site consist of clayey and silty sands to a depth approximately 5 to 10 feet. From 5 to 32 feet, silty clay till was encountered. Underlying the clay till is a groundwater-yielding zone of fairly well sorted medium and fine sands. The shallow clayey and silty sands appear to be hydraulically isolated from the lower medium and fine sands by the clay till. The shallow saturated zone appears to be 0 to less than 7 feet thick and may represent a perched water-bearing zone. The shallow

groundwater generally flows towards Silver Creek and likely discharges to Silver Creek during most of the year. Figures 2.10 through 2.12 present cross-sections of the Site. Figure 2.13 shows typical high groundwater and surface water elevations at the Site measured on March 6, 1998. Figure 2.14 shows typical low groundwater and surface water elevations at the Site measured on October 14, 1999. Table 2.1 presents all the monitoring well details and groundwater elevations measured at the Site, since January 25, 1989.

3.0 AREAS OF INTEREST

■ [REDACTED]

■ [REDACTED]

[REDACTED]

■ [REDACTED]

[REDACTED]

[REDACTED]

[Redacted]

[Redacted]

[Redacted]

[Redacted]

[Redacted]

[Redacted]

[Redacted]

[Redacted]

[Redacted]

[Redacted]

[REDACTED]

[REDACTED]

[REDACTED]

[REDACTED]

[REDACTED]

[REDACTED]

[REDACTED]

[REDACTED]

[REDACTED]

[REDACTED]

[REDACTED]

[REDACTED]

[REDACTED]

[REDACTED]

[REDACTED]

[REDACTED]

[REDACTED]

[REDACTED]

[REDACTED]

[REDACTED]

[REDACTED]

[REDACTED]

[REDACTED]

3.5 FORMER STORMWATER POND

3.5.1 DESCRIPTION OF AREA

Prior to 1981, stormwater and non-contact cooling water collected in the Former Stormwater Pond (FSP). The FSP was removed from service and backfilled (i.e., sludge left in place) in 1981. The location of the FSP is presented on Figure 1.2.

3.5.2 SOIL INVESTIGATIONS

In 1998, five locations were investigated in the FSP (BH109-98, BH110-98, MW104-98, BH117-98 and BH118-98). In 1999, six more boreholes were advanced (BH150-99 through BH152-99, MW110-99, MW111-99, and BH154-99), but BH150-99 and BH151-99 were not sampled due to obstructions. Table 3.5.1 presents the depths and parameters which samples were collected at and analyzed for, respectively. The borehole locations are presented on Figure 3.5.1, with the borehole logs being presented in Appendix B. The soil detections found in the FSP are presented on Figure 3.5.2 and in Table 3.5.2. Appendix C presents the analytical results, including any non-detects. (*Ref: 8 and 11*)

3.5.3 GROUNDWATER INVESTIGATIONS

To characterize groundwater in the vicinity of the FSP, three monitoring wells have been installed. In January 1998, MW104-98 was installed and in August 1999, MW-110-99 and MW-111-99 were installed. Table 3.5.1 presents the parameters that the groundwater samples were analyzed for. Well locations are presented on Figure 3.5.1, and well logs are presented in Appendix B. The groundwater detections in the FSP are presented on Figure 3.5.3 and in Table 3.5.3. Appendix C presents the analytical results, including any non-detects. (*Ref: 11*)

3.5.4 REMEDIAL ACTIVITIES

Based on PCB results in the vicinity of the FSP area, remediation should be considered.

3.6 FORMER DISPOSAL AREA

3.6.1 DESCRIPTION OF AREA

In late 1988, GM discovered that a portion of their Toledo plant site, approximately 5 acres in size, was used as a disposal area in the 1950s and 1960s. The Former Disposal Area (FDA) is bounded by railroad tracks to the north and east and by Silver Creek to the south. The FDA is not lined or capped. The location of the FDA is presented on Figure 1.2.

3.6.2 SOIL INVESTIGATIONS

In January 1989, C-E Environmental, Inc. (C-EE) conducted a preliminary site assessment (Phase I) of the FDA which included a magnetometer survey, soil borings, monitoring well installations, and sampling and analysis. For more information on their Phase I investigations refer to report entitled "Preliminary Site Assessment, Former Disposal Area, Final Report" by C-EE. Based on the Phase I findings, C-EE and GM decided to conduct additional investigations (Phase II) on the FDA, including sampling and analysis. Phase II field activities were conducted by C-EE on August 22 and 23, 1989. For more information on their Phase II investigations refer to report entitled "Site Assessment Phase II-Former Disposal Area at Toledo Facility" by C-EE.

In January 1998, three boreholes (BH101-98 through and BH103-98) and three monitoring wells (MW-101-98 through MW-103-98) were completed. In June 1998, due to the variability in PCB concentrations detected in the previous soil samples collected, 21 additional boreholes were installed (BH119-98 through BH139-98, with BH138A-99 being sampled in place of BH138-99 due to obstructions). In August 1999, MW117-99 was installed, but no soil samples were collected. In 2000, one composite soil sample was collected on the northeast side of the FDA, in the Fill Soil Pile (BH238-00). Table 3.6.1 presents the depths and parameters for which the soil samples were collected and analyzed, respectively. The borehole locations are presented on Figure 3.6.1, and the borehole logs are presented in Appendix B, except BH238-00. The soil detections found in the FDA are presented on Figures 3.6.2 and 3.6.3, and in Table 3.6.2. Appendix C presents the analytical results, including any non-detects. (*Ref: 10, 11, and 14*)

3.6.3 GROUNDWATER INVESTIGATIONS

To characterize the groundwater in the vicinity of the FDA, one monitoring well was installed (MW-1) in January 1989 by C-EE. Groundwater samples have been collected from this monitoring well on numerous occasions during a period from January 1989 to March 1997. For more information on the groundwater sampling at MW-1, refer to C-EE's Phase I and Phase II investigation reports.

Five groundwater investigations have occurred in the FDA, including continued sampling at MW-1. In January 1998, MW-101-98 through MW-103-98 were installed. MW117-99 was then drilled and completed in 1999. Table 3.6.1 presents the parameters that the groundwater samples were analyzed for. The monitoring well locations are presented on Figure 3.6.1, and the well logs are presented in Appendix B. The

detections of the analyzed parameters in the FDA are presented on Figure 3.6.4 and in Table 3.6.3. Appendix C presents the analytical results, including any non-detects. (Ref: 10 and 11)

3.6.4 LEACHATE INVESTIGATIONS

Historically two leachate seeps were investigated in the FDA, during a period spanning February 1990 to December 1992. One seep is located on the north bank of Silver Creek towards the east side of Ditch A. The other seep is located on the east side of Ditch A. (Ref 10). A leachate/groundwater seep was also identified on the south side of FDA, on the bank of Silver Creek (LCH-1-98). Table 3.6.1 presents the parameters that the leachate samples were analyzed for. The location of the leachate seep is presented on Figure 3.6.1. Detected analytical results are presented in Table 3.6.4. Full sets of analytical results are presented in Appendix C, including any non-detects. (Ref: 10)

3.6.5 REMEDIAL ACTIVITIES

Based on PCB results in the vicinity of the FDA area, remediation should be considered.

3.7 AREA SOUTH OF SILVER CREEK/AREA WEST OF FORMER DISPOSAL AREA

3.7.1 DESCRIPTION OF AREA

The area south of Silver Creek (ASC) is a large undeveloped portion of the site, bounded by Silver Creek to the north and to the west, the site boundary to the south, and the site boundary/railway tracks to the east. The area west of the FDA (AWFD) is another, smaller, undeveloped portion of the site, bounded to the north by railway tracks, to the east by the west ditch of the FDA, to the south by Silver Creek, and by the site boundary to the west. Figure 1.2 presents the location of the ASC/AWFD.

3.7.2 SOIL INVESTIGATIONS

In January 1989, C-EE conducted a preliminary site assessment (Phase I) of the FDA which included a magnetometer survey, soil borings, monitoring well installations, and sampling and analysis in the vicinity of the ASC/AWFD. For more information on these

investigations, refer to the "Preliminary Site Assessment, Former Disposal Area, Final Report" by C-EE.

In January 1998, five test trenches were completed to investigate the subsurface soil (TP1-98 through TP5-98). One sample of soil fill was collected from TP-4A-98. BH106-98, BH107-98 were also advanced on the east side of the property in January 1998, while BH108-98 was advanced in south end of the property. In March 1998, three additional surface soil samples (S-1, S-2, and S-3) were collected near the southwest corner of the Site, near Ditch E. In October 1999, three monitoring wells were installed (MW120-99, through MW122-99), but no soil samples were collected. Fifteen test pits in the south end of the FDA (TP-1-99 through TP-14-99). In April 2000, 79 test pits were advanced in the ASC (TP-A1-00 through TP-V6-00) and five test pits were advanced in the AWFD (TP-C3-00 through TP-E6-00). During the same investigation, hand augers were used where access to the grid points was difficult. This was necessary at four locations in the ASC (HA-C1-00 through HA-D2-00) and eight locations in the AWFD (HA-D3-00 through HA-F6-00). In June 2000, eight boreholes were advanced. Three in the location of a proposed pond (BH235-00 through and BH237-00), and five advanced north of Silver Creek at the western edge of the Site (BH243-00 through BH247-00). In the same investigation, six additional test pits were advanced in the immediate vicinity of TP-J1-00 (TP-J1A-00 through TP-J1F-00). Table 3.7.1 presents the depths and parameters that the samples were collected at and analyzed for, respectively. The location of the boreholes and test pits are presented on Figure 3.7.1, with the test pit groupings for composite samples presented on Figure 3.7.2. The borehole and test pit logs are presented in Appendix B except TP1-98 through TP5-98, and TP1-99 through TP14-99. Soil and test pit PCB detections are presented on Figures 3.7.3 and 3.7.4, respectively, and in Table 3.7.2. Appendix C presents the analytical results, including any non-detects. (*Ref: 10, 11, 13, and 14*)

3.7.3 GROUNDWATER INVESTIGATIONS

In January 1989, C-EE conducted a preliminary site assessment (Phase I) of the FDA with investigations occurring in the vicinity of the ASC & AWFD. For more information on these investigations of the groundwater, refer to the "Preliminary Site Assessment, Former Disposal Area, Final Report" by C-EE.

In October 1999, three wells (MW-120-99 through MW-122-99) were drilled and completed. The locations of the wells are presented on Figure 3.7.1, and the well logs are presented in Appendix B. To date, these monitoring wells have been used to

monitor groundwater levels, but no groundwater samples have been collected from them. (Ref 11)

3.7.4 REMEDIAL ACTIVITIES

Based on chromium results in the vicinity of the ASC & AWFDF area, only one test pit area must be addressed.

3.8 SOUTHWEST AREA

3.8.1 DESCRIPTION OF AREA

In January 1989, C-EE conducted a Phase I of the FDA. As a part of this assessment, one surface soil sample was collected from the southwest corner of the site in order to obtain representative background surface soil conditions. However, when PCB Aroclor-1248 was detected in this background soil sample and its duplicate, it was determined that the southwest corner of the site, required further investigation. Figure 1.2 presents the location of the Southwest Area. (Ref: 4)

3.8.2 SOIL INVESTIGATIONS

In January 1989, C-EE conducted a preliminary site assessment (Phase I) of the FDA which included a magnetometer survey, soil borings, monitoring well installations, and sampling and analysis which included investigations in the vicinity of the Southwest Area. For more information on these investigations, refer to the "Preliminary Site Assessment, Former Disposal Area, Final Report" by C-EE.

Four boreholes and five hand auger samples have been advanced in the Southwest Area. In June 2000, BH239-00 through BH242-00 were advanced. In September 2000, HA-001-00, HA-002-00 through HA-005-00 were advanced. Table 3.8.1 presents the depths and parameters that the sample were collected at and analyzed for, respectively. The locations are presented on Figure 3.8.1, and the borehole logs are presented in Appendix B. No logs are available for the hand augers. PCB soil detections are presented on Figure 3.8.2 and in Table 3.8.2. Appendix C presents the analytical results, including any non-detects. (Ref: 14)

3.8.3 REMEDIAL ACTIVITIES

Based on the investigation results, no remedial activities are necessary.

3.9 SILVER CREEK AND TRIBUTARY DITCHES

3.9.1 DESCRIPTION OF AREA

Silver Creek passes through the southern section of the Site and enters Halfway Creek approximately 4 miles east of the Site (see Figure 1.2). Silver Creek is approximately 7 miles in length, approximately 10 to 15 feet wide in the vicinity of the Site, and up to 2 feet deep during normal conditions.

Five on-Site ditches flow intermittently into Silver Creek. The locations of the ditches are presented on Figure 1.3. Ditch A is located along the western and northern boundary of the FDA, is approximately 900 feet in length, and flows south into Silver Creek. Ditch B is located directly south of the railway tracks along the eastern boundary of the FDA, is approximately 500 feet long and flows southeasterly into Silver Creek. Ditch C is located north of Silver Creek between the eastern property boundary of the Site and the ESP. Ditch C is approximately 1,300 feet in total length and flows south into Silver Creek. Ditch D is located near the eastern boundary of the Site, is approximately 500 feet in length and flows north into Silver Creek. Ditch E is located south of Silver Creek near the southern property boundary, is approximately 300 feet in length and flows east into the Ketchum Ditch. The Ketchum ditch flows northeast and enters Silver Creek. Figure 1.2 presents the location of Silver Creek and its Tributary Ditches.

3.9.2 SEDIMENT INVESTIGATIONS

In January 1989, C-EE conducted a preliminary site assessment (Phase I) of the FDA which included a magnetometer survey, soil borings, monitoring well installations, and sampling and analysis which included investigations in the vicinity of Silver Creek and its tributary ditches. For more information on these investigations, refer to the "Preliminary Site Assessment, Former Disposal Area, Final Report" by C-EE.

Fourteen sediment samples have been collected in Silver Creek and its tributary ditches. In March 1998, SED-1-98 through SED-8-98, and SED-10-98 through SED-12-98 were collected. Three sediment samples were then collected from the eastern half of the property (SED14-00 through SED16-00) in 2000. Table 3.9.1 presents the parameters that

the samples were analyzed for. The location of the sediment samples are presented on Figure 3.9.1, and the detected analytical results are presented in Table 3.9.2. Appendix C presents the analytical results, including any non-detects. (Ref: 9 and 13)

3.9.3 SURFACE WATER INVESTIGATIONS

In January 1989, C-EE conducted a preliminary site assessment (Phase I) of the FDA which included a magnetometer survey, soil borings, monitoring well installations, and sampling and analysis which included investigations in the vicinity of Silver Creek and its tributary ditches. For more information on these investigations, refer to the "Preliminary Site Assessment, Former Disposal Area, Final Report" by C-EE.

Sixteen surface water samples have been collected in the Silver Creek and its tributary ditches. In March 1998, SW-1-98 through SW-10-98 was investigated. SW-4-99 through SW-6-99 were investigated in 1999. Three surface water samples were then collected from the eastern half of the property (SW1-00 through SW3-00) in 2000. Table 3.9.1 presents the parameters that the surface water samples were analyzed for. The location of the surface water samples are presented on Figure 3.9.1. Detected analytical results are presented in Table 3.9.3. Appendix C presents the analytical results, including any non-detects. (Ref: 13)

3.9.4 REMEDIAL ACTIVITIES

Based on the investigation results, no remedial activities are necessary.

[REDACTED]

[REDACTED]

[REDACTED]

[REDACTED]

[REDACTED]

[REDACTED]

[REDACTED]

[REDACTED]

[REDACTED]

[REDACTED]

[REDACTED]

[REDACTED]

[REDACTED]

[REDACTED]

[REDACTED]

[REDACTED]

[REDACTED]

[REDACTED]

[REDACTED]

[REDACTED]

[REDACTED]

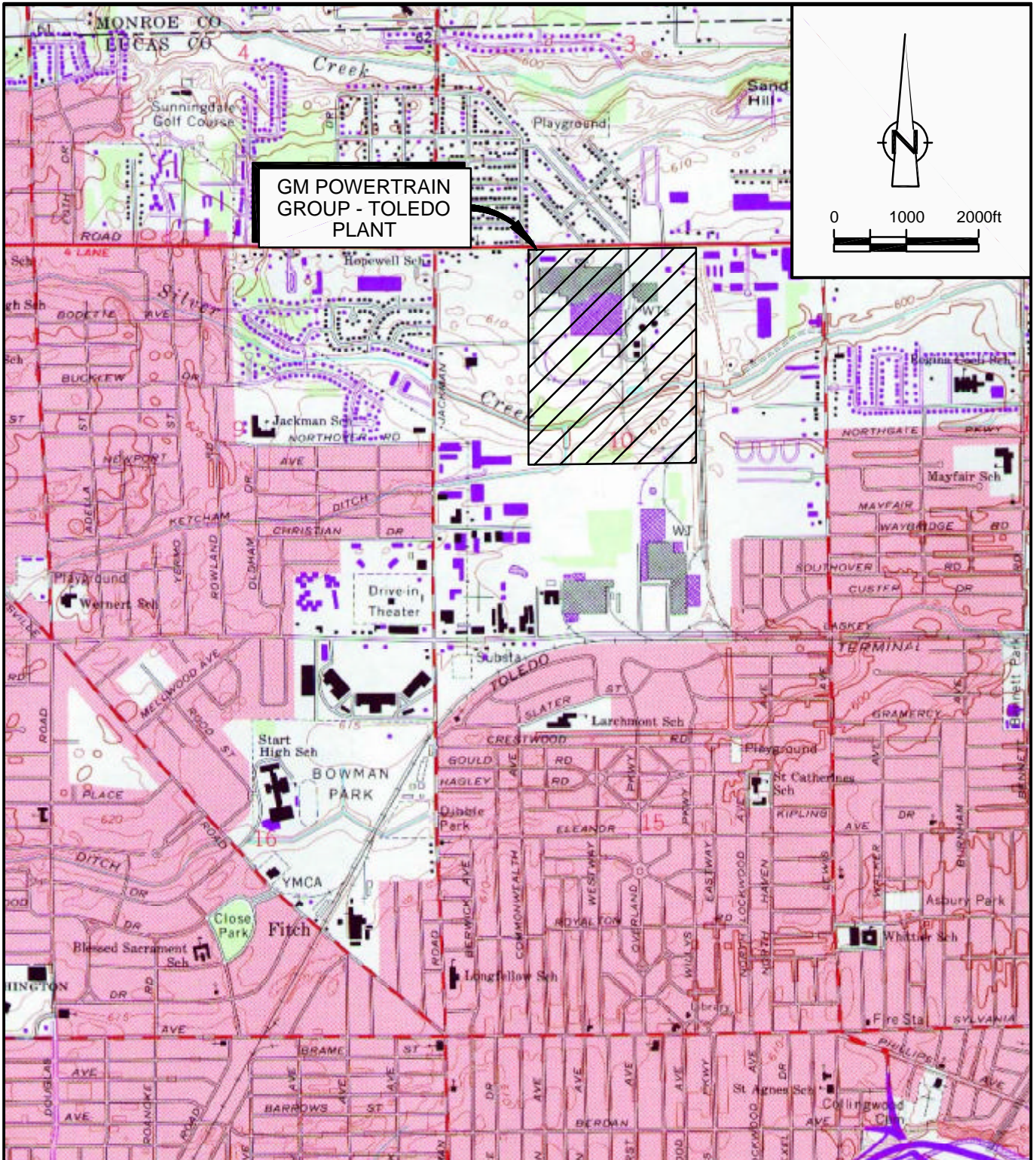
[REDACTED]

[REDACTED]

[REDACTED]

[REDACTED]

[REDACTED]



SOURCE: USGS QUADRANGLE MAP:
TOLEDO, OHIO-MICHIGAN

figure 1.1
PLANT LOCATION
GENERAL MOTORS PROPERTY
Toledo, Ohio



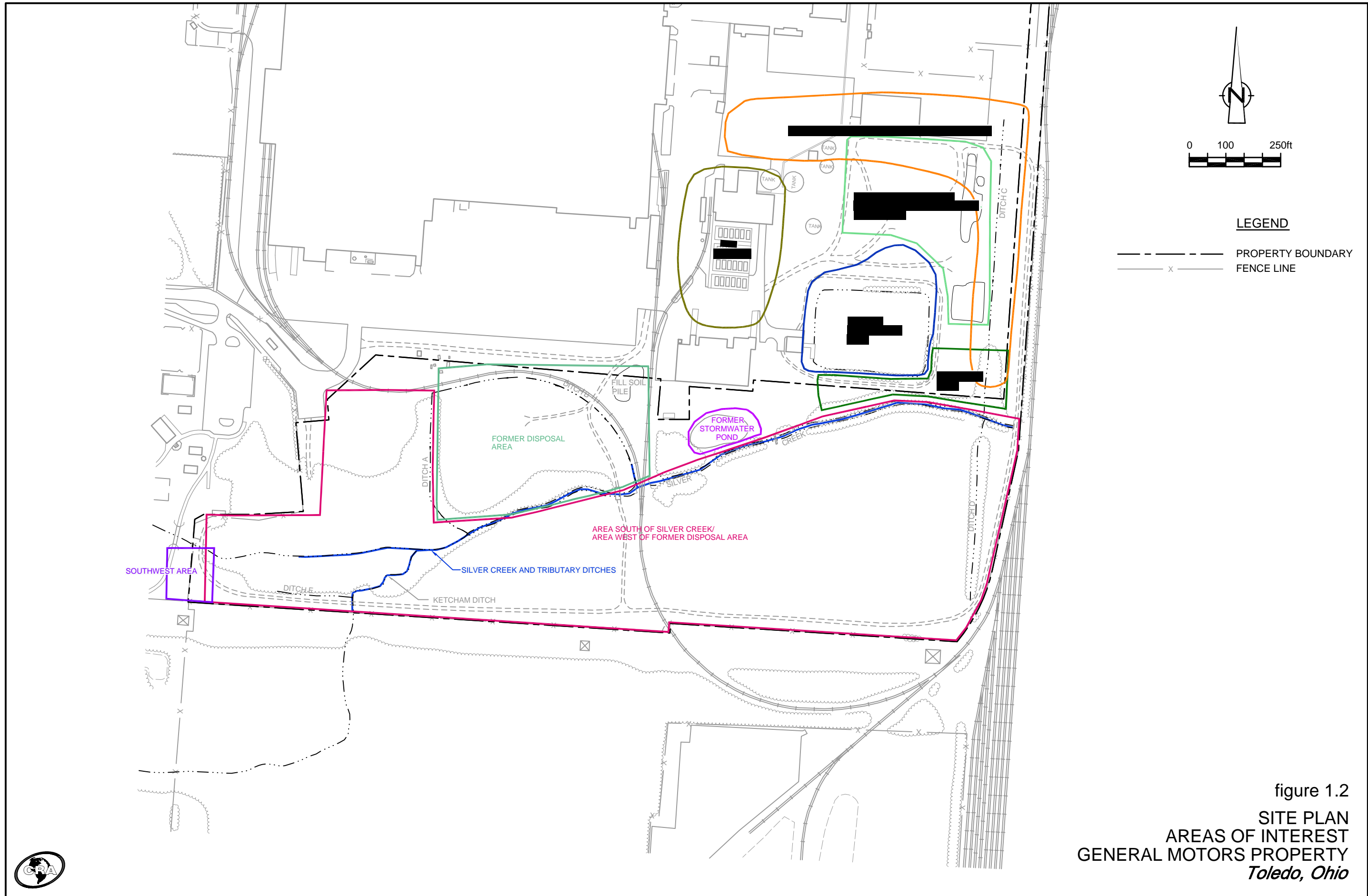
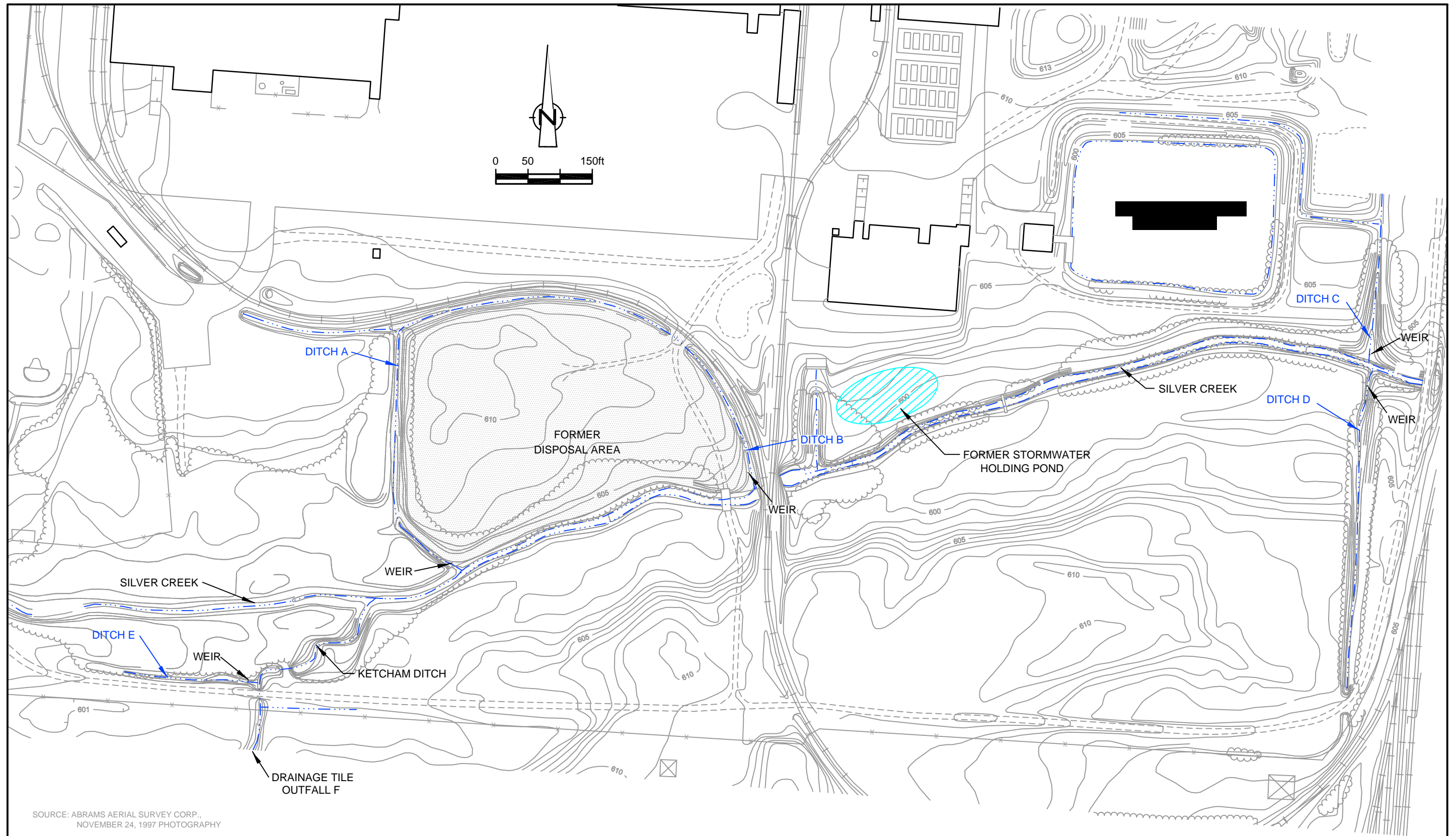


figure 1.2
 SITE PLAN
 AREAS OF INTEREST
 GENERAL MOTORS PROPERTY
 Toledo, Ohio





SOURCE: ABRAMS AERIAL SURVEY CORP.,
NOVEMBER 24, 1997 PHOTOGRAPHY

figure 1.3
SILVER CREEK AND ON-SITE TRIBUTARY DITCHES
GENERAL MOTORS PROPERTY
Toledo, Ohio

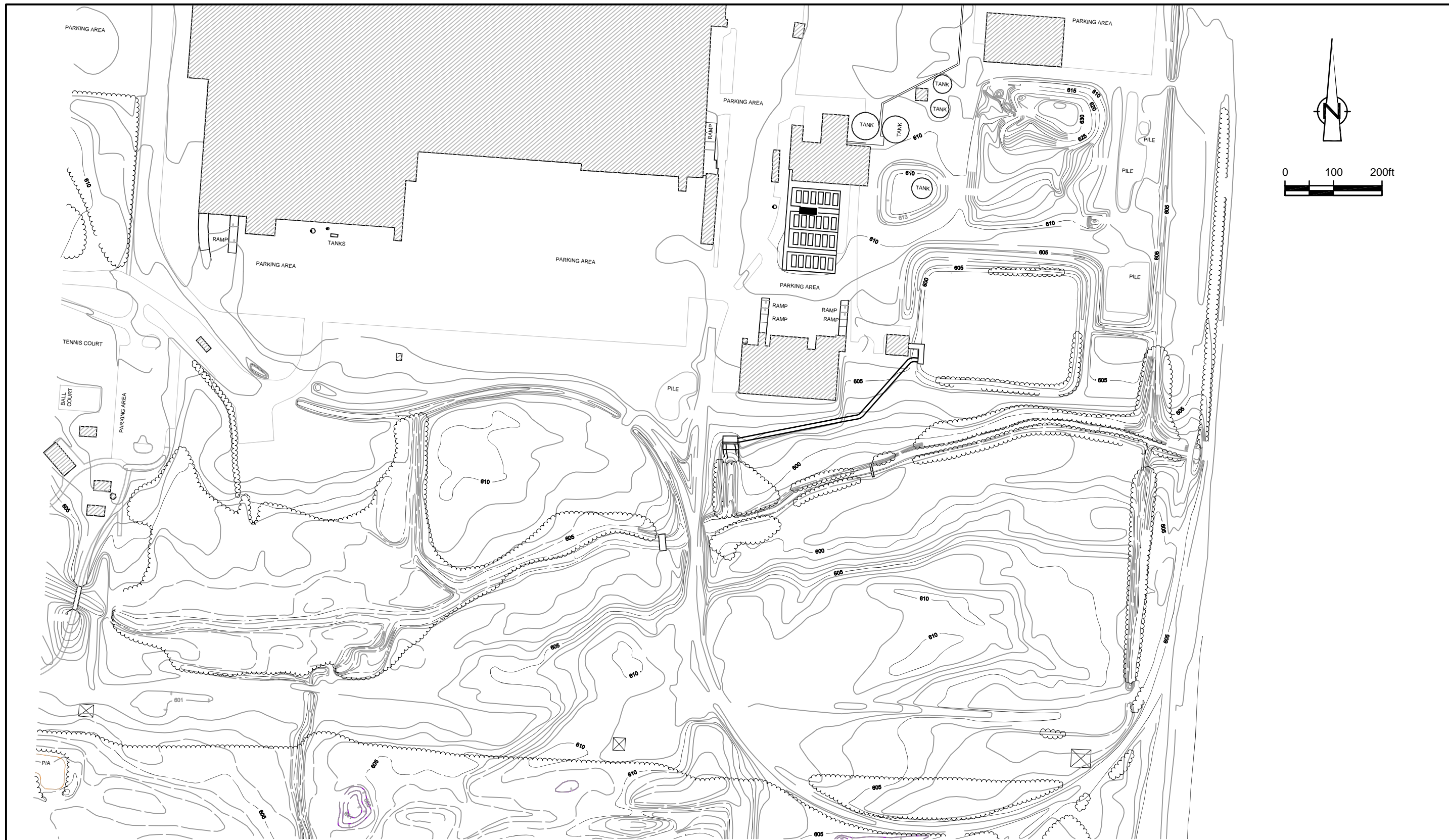




- EXPLANATION OF ZONE DESIGNATIONS**
- ZONE A AREAS OF 100-YEAR FLOOD; BASE FLOOD ELEVATIONS AND FLOOD HAZARD FACTORS NOT DETERMINED.
 - ZONE A5 AREAS OF 100-YEAR FLOOD; BASE FLOOD ELEVATIONS AND FLOOD HAZARD FACTORS DETERMINED.
 - ZONE B AREAS BETWEEN LIMITS OF THE 100-YEAR FLOOD AND 500-YEAR FLOOD; OR CERTAIN AREAS SUBJECT TO 100-YEAR FLOODING WITH AVERAGE DEPTHS LESS THAN ONE (1) FOOT OR WHERE THE CONTRIBUTING DRAINAGE AREA IS LESS THAN ONE SQUARE MILE; OR AREAS PROTECTED BY LEVEES FROM THE BASE FLOOD.
 - ZONE C AREAS OF MINIMAL FLOODING.

figure 2.1
FLOOD MAP
GENERAL MOTORS PROPERTY
Toledo, Ohio



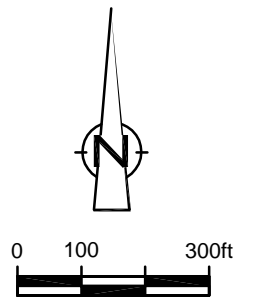
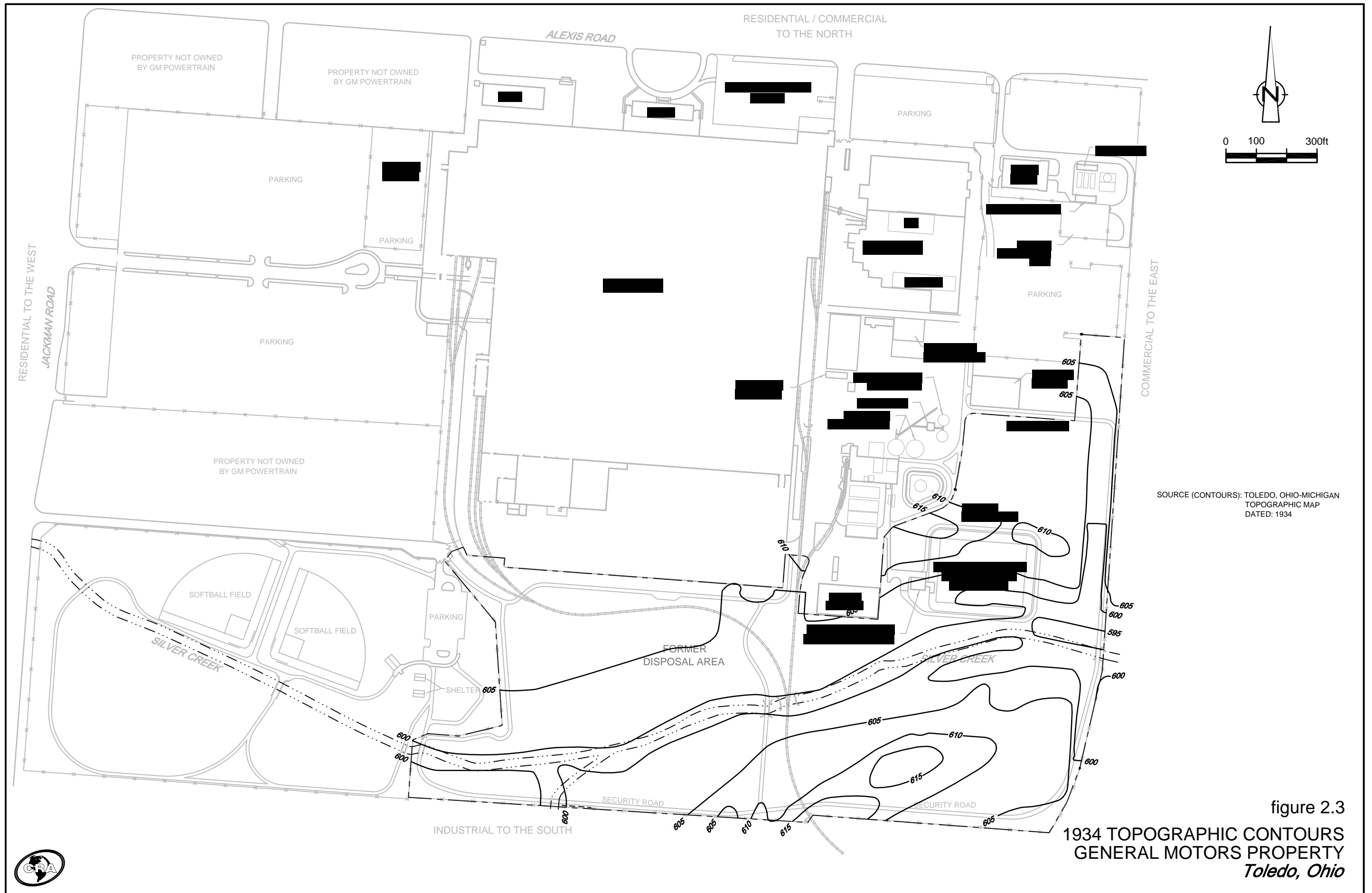


SOURCE: ABRAMS AERIAL SURVEY CORP.
 NOVEMBER 24, 1997 PHOTOGRAPHY



12609-08(019)GN-WA027 JAN 11/2001

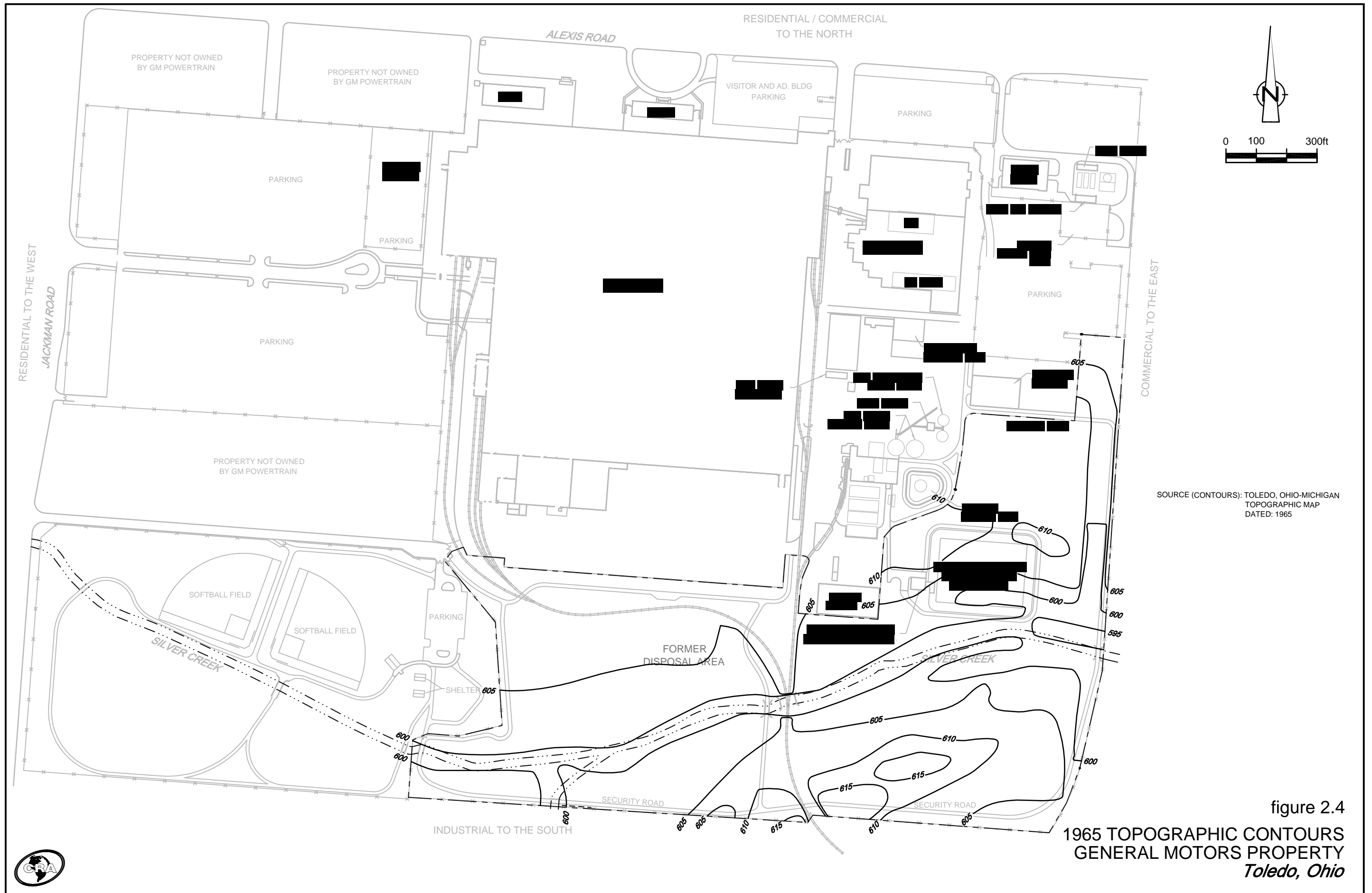
figure 2.2
 CURRENT SITE TOPOGRAPHY
 GENERAL MOTORS PROPERTY
 Toledo, Ohio



SOURCE (CONTOURS): TOLEDO, OHIO-MICHIGAN TOPOGRAPHIC MAP DATED: 1934

figure 2.3
 1934 TOPOGRAPHIC CONTOURS
 GENERAL MOTORS PROPERTY
 Toledo, Ohio





SOURCE (CONTOURS): TOLEDO, OHIO-MICHIGAN
TOPOGRAPHIC MAP
DATED: 1965

figure 2.4
1965 TOPOGRAPHIC CONTOURS
GENERAL MOTORS PROPERTY
Toledo, Ohio





figure 2.5
 1974 TOPOGRAPHIC CONTOURS
 GENERAL MOTORS PROPERTY
 Toledo, Ohio





SOURCE (CONTOURS):
 BAUER, STARK & LASHBROOK
 ARCHITECTS, ENGINEERS & PLANNERS
 TOLEDO, OHIO
 DATED: AUGUST 28, 1986

figure 2.6
 1986 TOPOGRAPHIC CONTOURS
 GENERAL MOTORS PROPERTY
 Toledo, Ohio





figure 2.7
 1934 - 1965 CUT/FILL ISOPACHS
 GENERAL MOTORS PROPERTY
 Toledo, Ohio





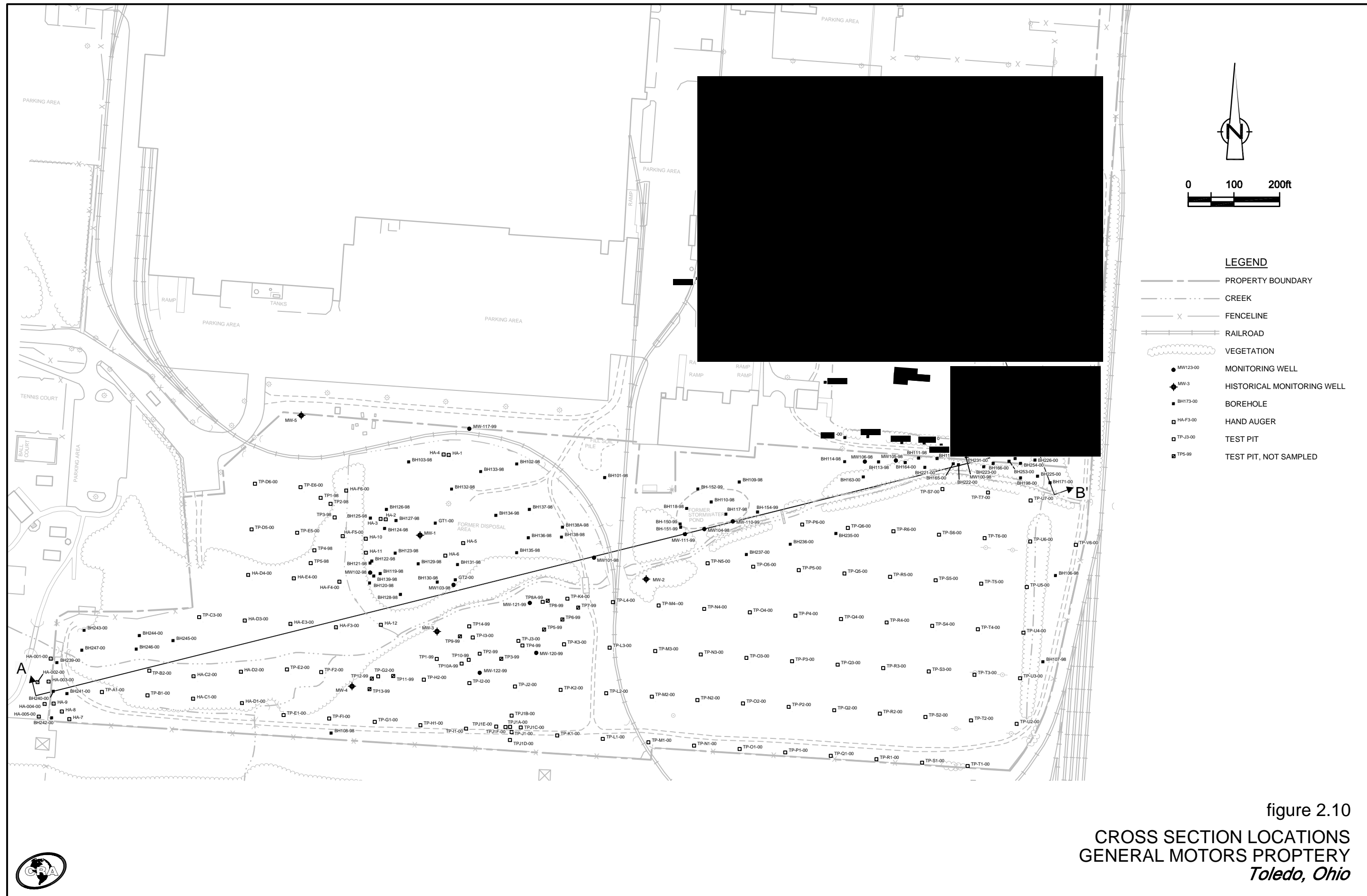
figure 2.8
 1965 - 1974 CUT/FILL ISOPACHS
 GENERAL MOTORS PROPERTY
 Toledo, Ohio

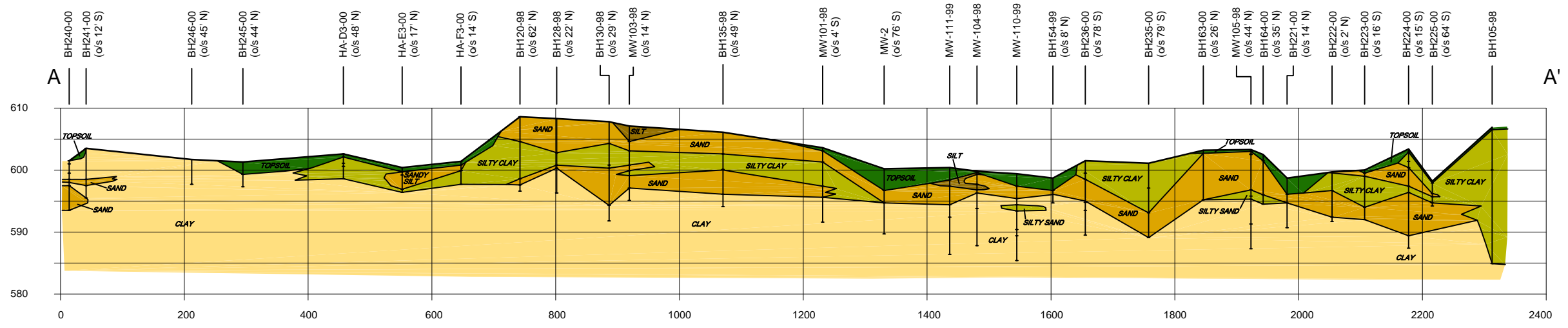




figure 2.9
 1974 - 1986 CUT/FILL ISOPACHS
 GENERAL MOTORS PROPERTY
 Toledo, Ohio



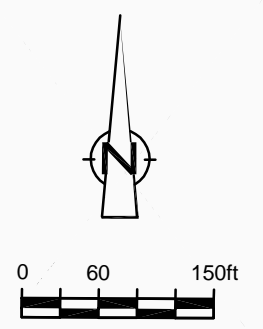
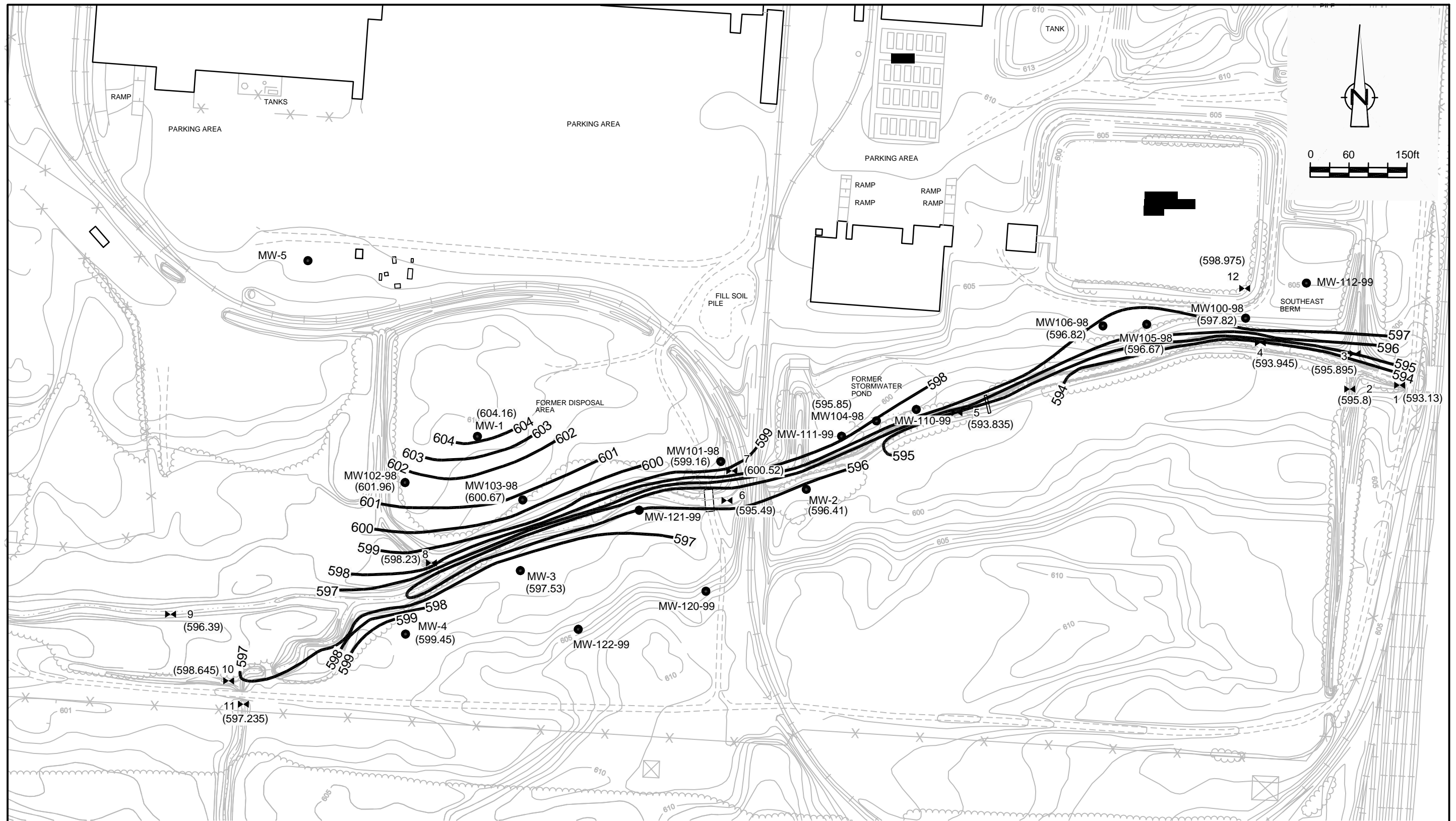




SCALE: HORIZ. 1"=200'
VERT. 1"=20'

figure 2.11
CROSS SECTION A-A'
GENERAL MOTORS PROPTERY
Toledo, Ohio



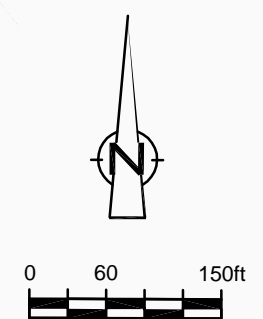
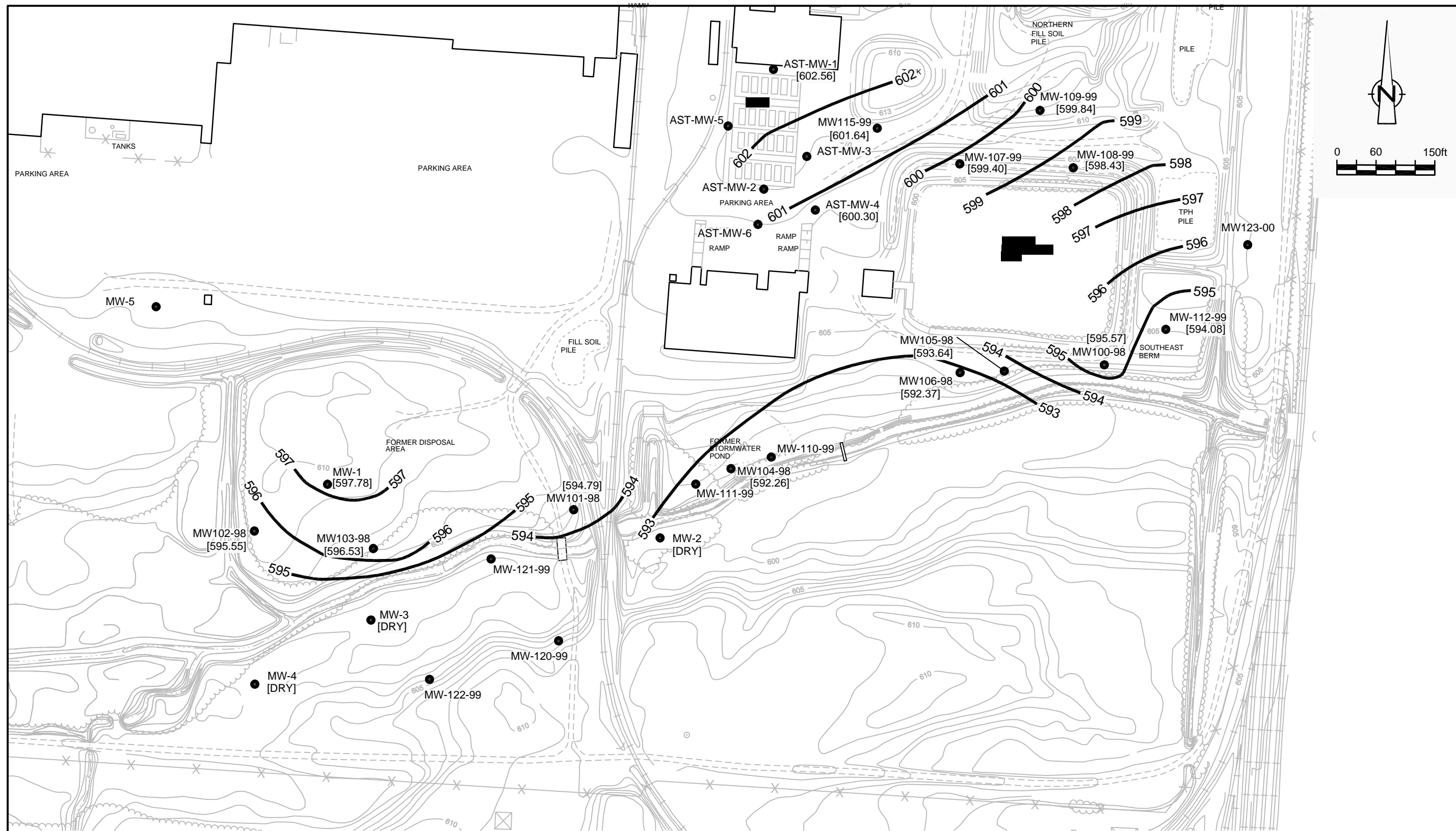


LEGEND

- MW106-98 ● MONITORING WELL
- 2 X STAFF GAUGE
- (600.67) GROUNDWATER ELEVATION-MARCH 1998
- 597 — CONTOUR LINE

SOURCE: ABRAMS AERIAL SURVEY CORP.,
NOVEMBER 24, 1997 PHOTOGRAPHY

figure 2.13
GROUNDWATER AND SURFACE WATER
ELEVATIONS - MARCH 6, 1998
GENERAL MOTORS PROPERTY
Toledo, Ohio



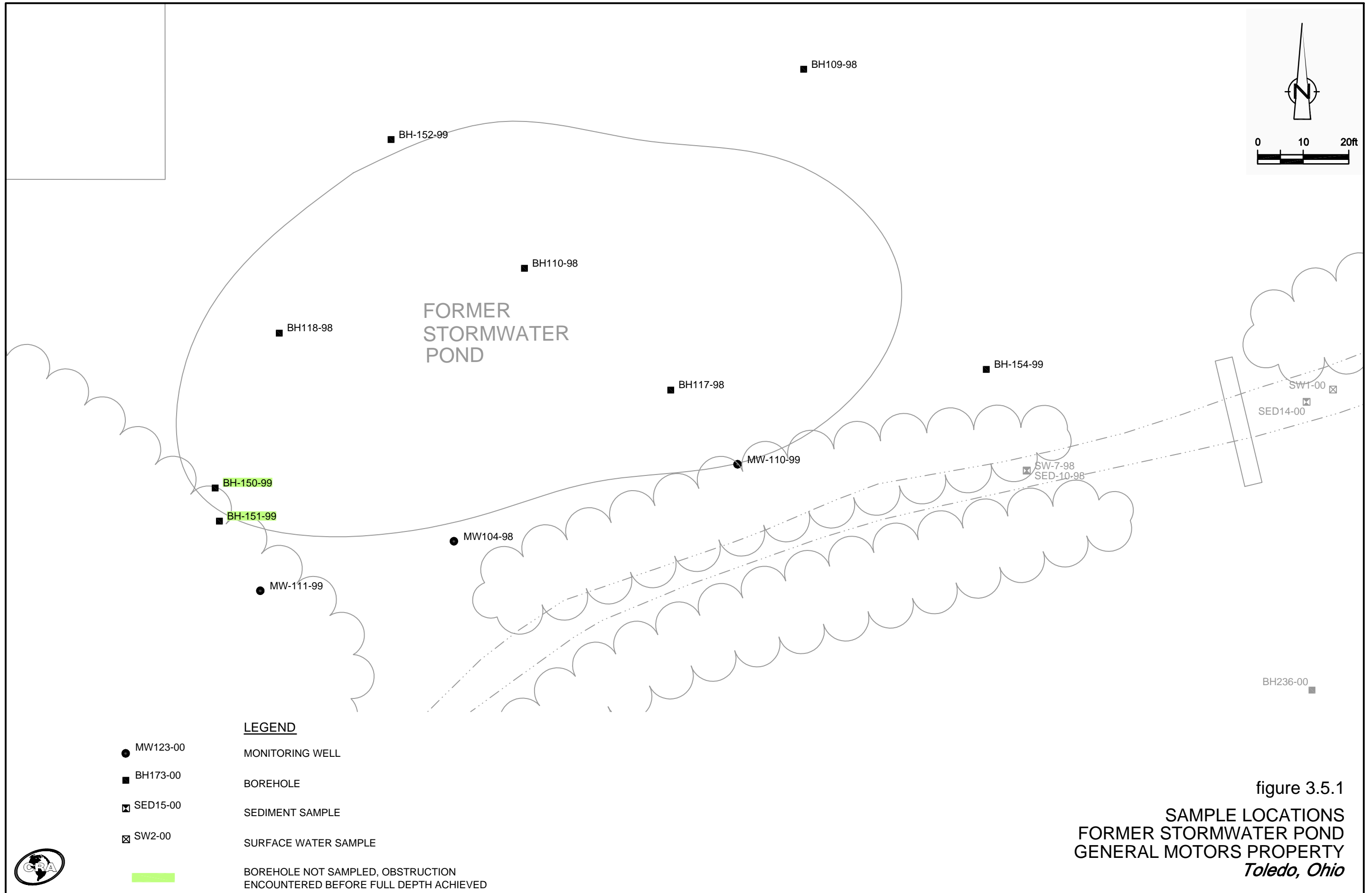
LEGEND

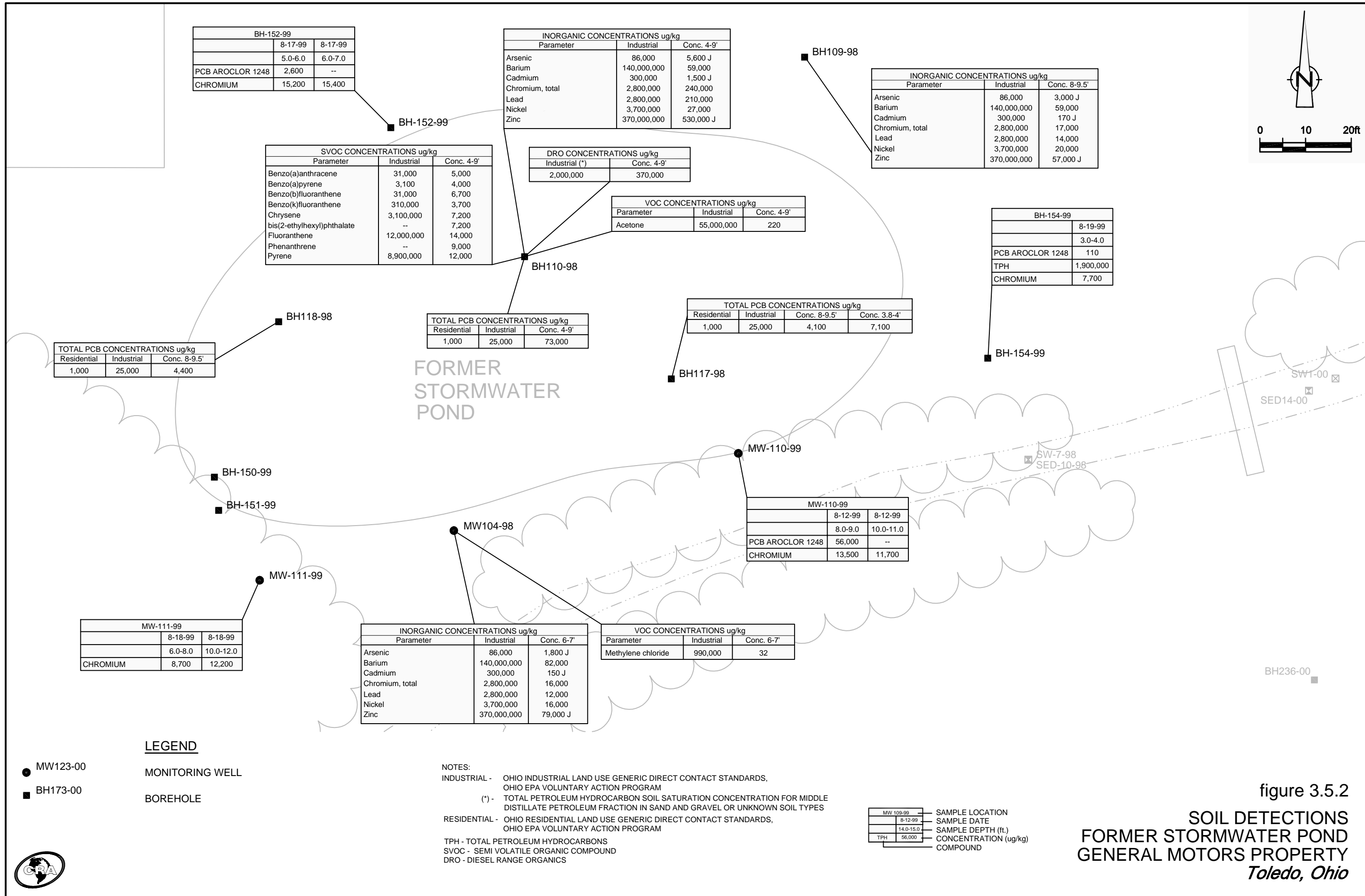
- MW106-98 ● MONITORING WELL
- (600.67) GROUNDWATER ELEVATION-MARCH 1998
- 597 ——— CONTOUR LINE

SOURCE: ABRAMS AERIAL SURVEY CORP.,
NOVEMBER 24, 1997 PHOTOGRAPHY

figure 2.14
GROUNDWATER ELEVATIONS - OCTOBER 14, 1998
GENERAL MOTORS PROPERTY
Toledo, Ohio







BH-152-99		
	8-17-99	8-17-99
	5.0-6.0	6.0-7.0
PCB AROCLOR 1248	2,600	--
CHROMIUM	15,200	15,400

INORGANIC CONCENTRATIONS ug/kg		
Parameter	Industrial	Conc. 4-9'
Arsenic	86,000	5,600 J
Barium	140,000,000	59,000
Cadmium	300,000	1,500 J
Chromium, total	2,800,000	240,000
Lead	2,800,000	210,000
Nickel	3,700,000	27,000
Zinc	370,000,000	530,000 J

INORGANIC CONCENTRATIONS ug/kg		
Parameter	Industrial	Conc. 8-9.5'
Arsenic	86,000	3,000 J
Barium	140,000,000	59,000
Cadmium	300,000	170 J
Chromium, total	2,800,000	17,000
Lead	2,800,000	14,000
Nickel	3,700,000	20,000
Zinc	370,000,000	57,000 J

SVOC CONCENTRATIONS ug/kg		
Parameter	Industrial	Conc. 4-9'
Benzo(a)anthracene	31,000	5,000
Benzo(a)pyrene	3,100	4,000
Benzo(b)fluoranthene	31,000	6,700
Benzo(k)fluoranthene	310,000	3,700
Chrysene	3,100,000	7,200
bis(2-ethylhexyl)phthalate	--	7,200
Fluoranthene	12,000,000	14,000
Phenanthrene	--	9,000
Pyrene	8,900,000	12,000

DRO CONCENTRATIONS ug/kg	
Industrial (*)	Conc. 4-9'
2,000,000	370,000

VOC CONCENTRATIONS ug/kg		
Parameter	Industrial	Conc. 4-9'
Acetone	55,000,000	220

BH-154-99	
	8-19-99
	3.0-4.0
PCB AROCLOR 1248	110
TPH	1,900,000
CHROMIUM	7,700

TOTAL PCB CONCENTRATIONS ug/kg		
Residential	Industrial	Conc. 8-9.5'
1,000	25,000	4,400

TOTAL PCB CONCENTRATIONS ug/kg		
Residential	Industrial	Conc. 4-9'
1,000	25,000	73,000

TOTAL PCB CONCENTRATIONS ug/kg			
Residential	Industrial	Conc. 8-9.5'	Conc. 3.8-4'
1,000	25,000	4,100	7,100

MW-111-99		
	8-18-99	8-18-99
	6.0-8.0	10.0-12.0
CHROMIUM	8,700	12,200

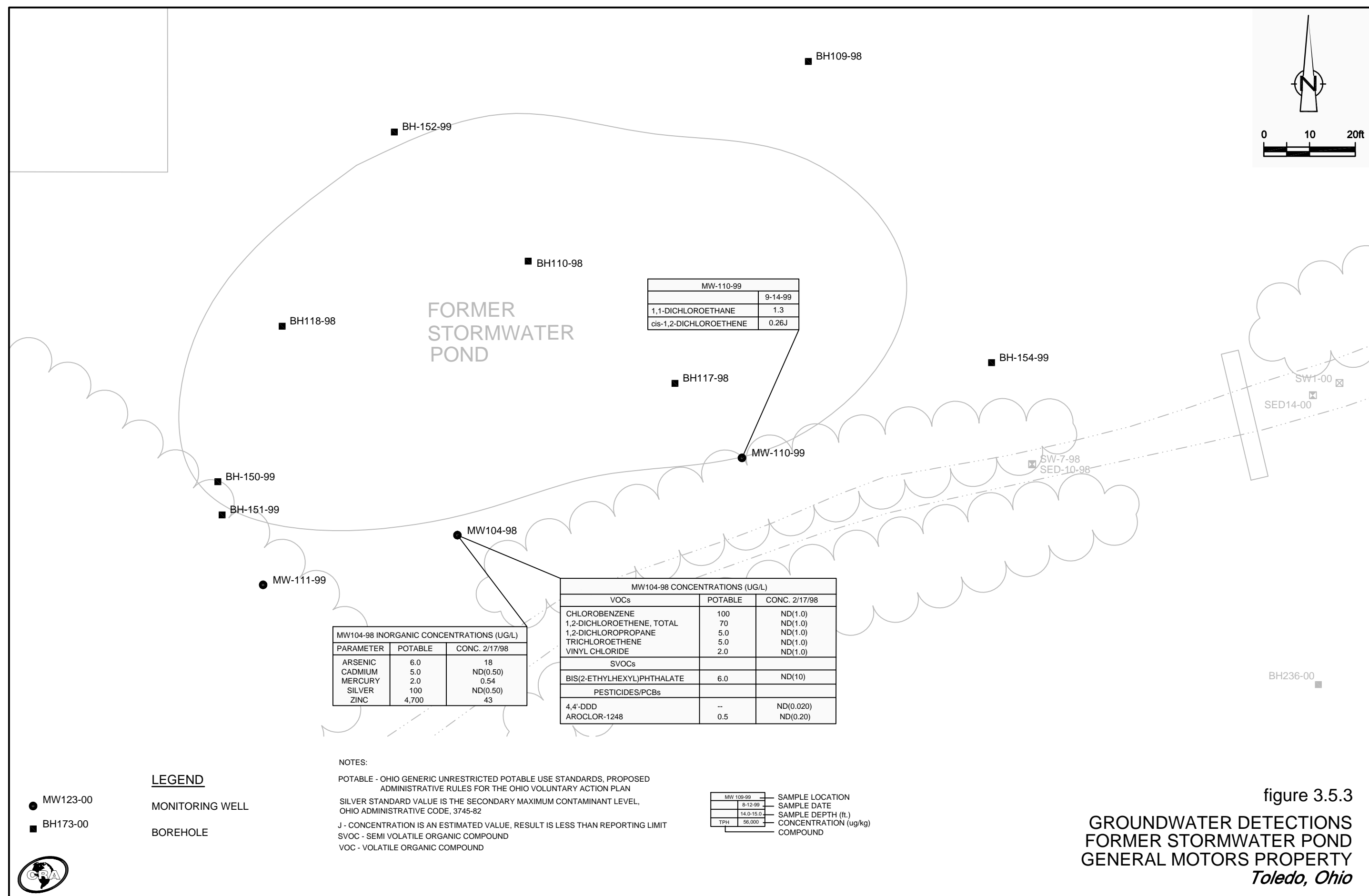
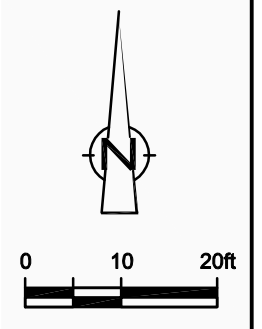
INORGANIC CONCENTRATIONS ug/kg		
Parameter	Industrial	Conc. 6-7'
Arsenic	86,000	1,800 J
Barium	140,000,000	82,000
Cadmium	300,000	150 J
Chromium, total	2,800,000	16,000
Lead	2,800,000	12,000
Nickel	3,700,000	16,000
Zinc	370,000,000	79,000 J

VOC CONCENTRATIONS ug/kg		
Parameter	Industrial	Conc. 6-7'
Methylene chloride	990,000	32

MW-110-99		
	8-12-99	8-12-99
	8.0-9.0	10.0-11.0
PCB AROCLOR 1248	56,000	--
CHROMIUM	13,500	11,700

MW 109-99		
	8-12-99	14.0-15.0
TPH	56,000	





MW-110-99	
	9-14-99
1,1-DICHLOROETHANE	1.3
cis-1,2-DICHLOROETHENE	0.26J

MW104-98 INORGANIC CONCENTRATIONS (UG/L)		
PARAMETER	POTABLE	CONC. 2/17/98
ARSENIC	6.0	18
CADMIUM	5.0	ND(0.50)
MERCURY	2.0	0.54
SILVER	100	ND(0.50)
ZINC	4,700	43

MW104-98 CONCENTRATIONS (UG/L)		
VOCs	POTABLE	CONC. 2/17/98
CHLOROBENZENE	100	ND(1.0)
1,2-DICHLOROETHENE, TOTAL	70	ND(1.0)
1,2-DICHLOROPROPANE	5.0	ND(1.0)
TRICHLOROETHENE	5.0	ND(1.0)
VINYL CHLORIDE	2.0	ND(1.0)
SVOCs		
BIS(2-ETHYLHEXYL)PHTHALATE	6.0	ND(10)
PESTICIDES/PCBs		
4,4'-DDD	--	ND(0.020)
AROCLOR-1248	0.5	ND(0.20)

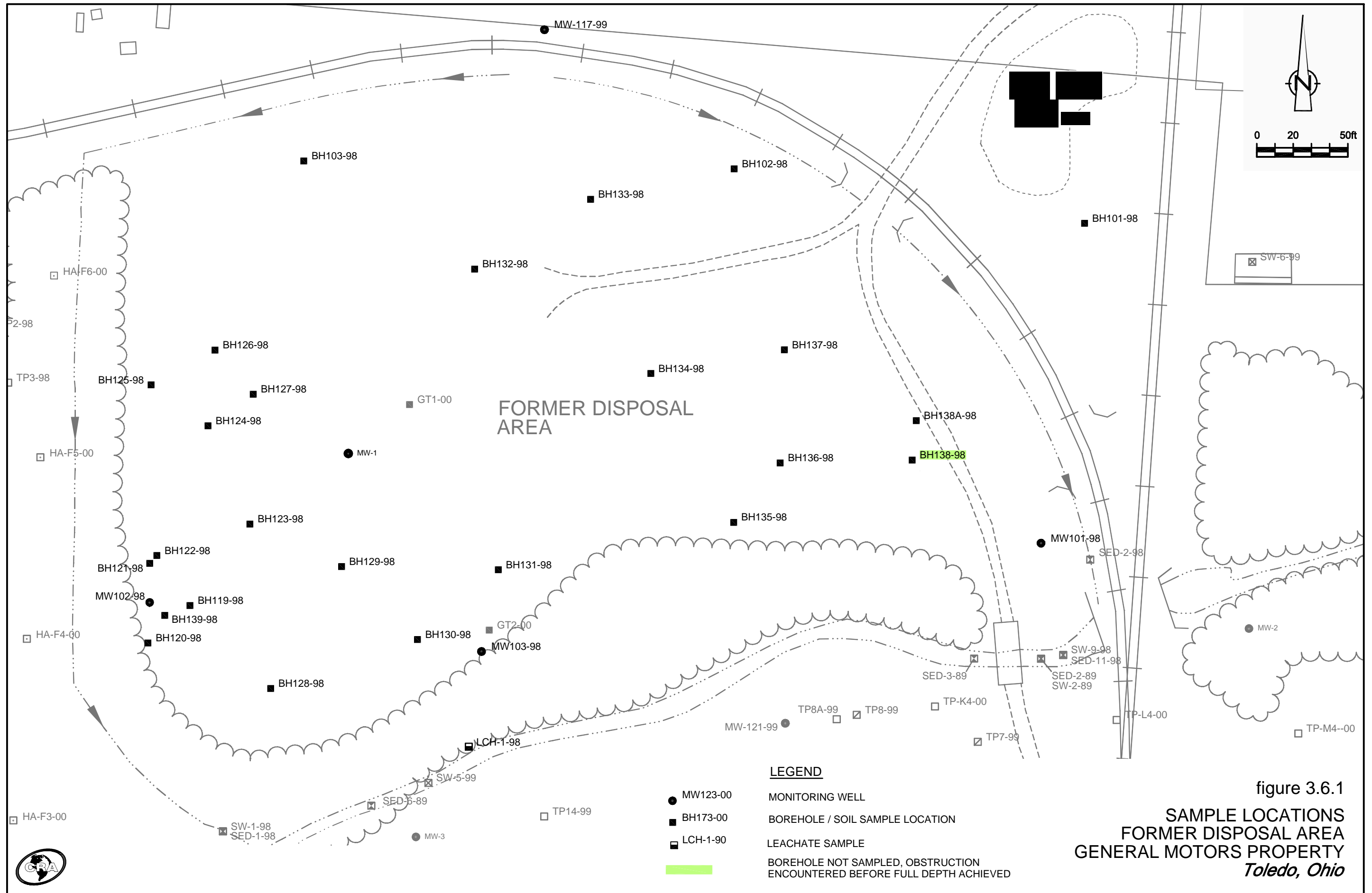
NOTES:
 POTABLE - OHIO GENERIC UNRESTRICTED POTABLE USE STANDARDS, PROPOSED ADMINISTRATIVE RULES FOR THE OHIO VOLUNTARY ACTION PLAN
 SILVER STANDARD VALUE IS THE SECONDARY MAXIMUM CONTAMINANT LEVEL, OHIO ADMINISTRATIVE CODE, 3745-82
 J - CONCENTRATION IS AN ESTIMATED VALUE, RESULT IS LESS THAN REPORTING LIMIT
 SVOC - SEMI VOLATILE ORGANIC COMPOUND
 VOC - VOLATILE ORGANIC COMPOUND

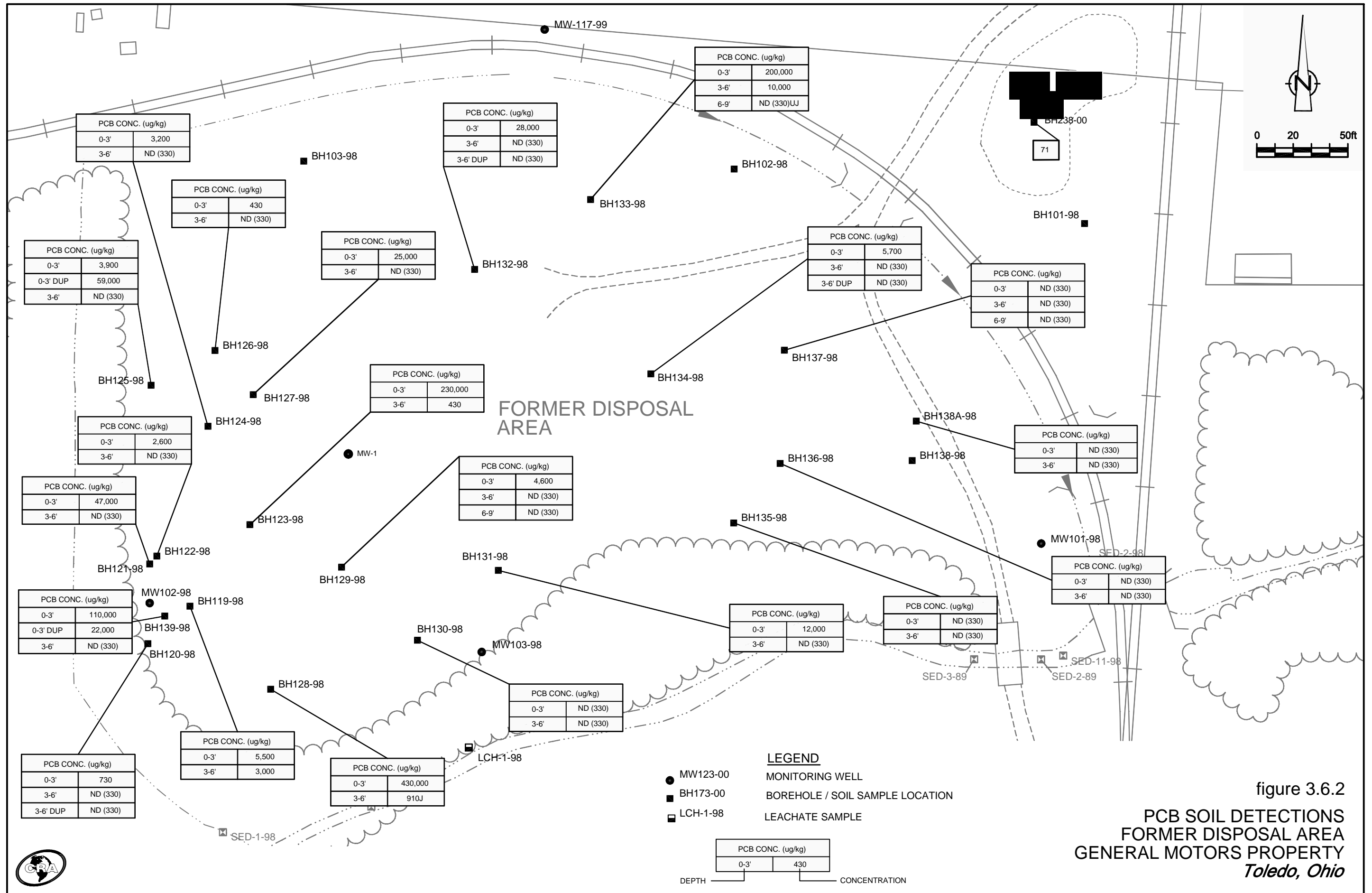
MW 109-99	SAMPLE LOCATION
8-12-99	SAMPLE DATE
14.0-15.0	SAMPLE DEPTH (ft.)
TPH	CONCENTRATION (ug/kg)
56,000	COMPOUND

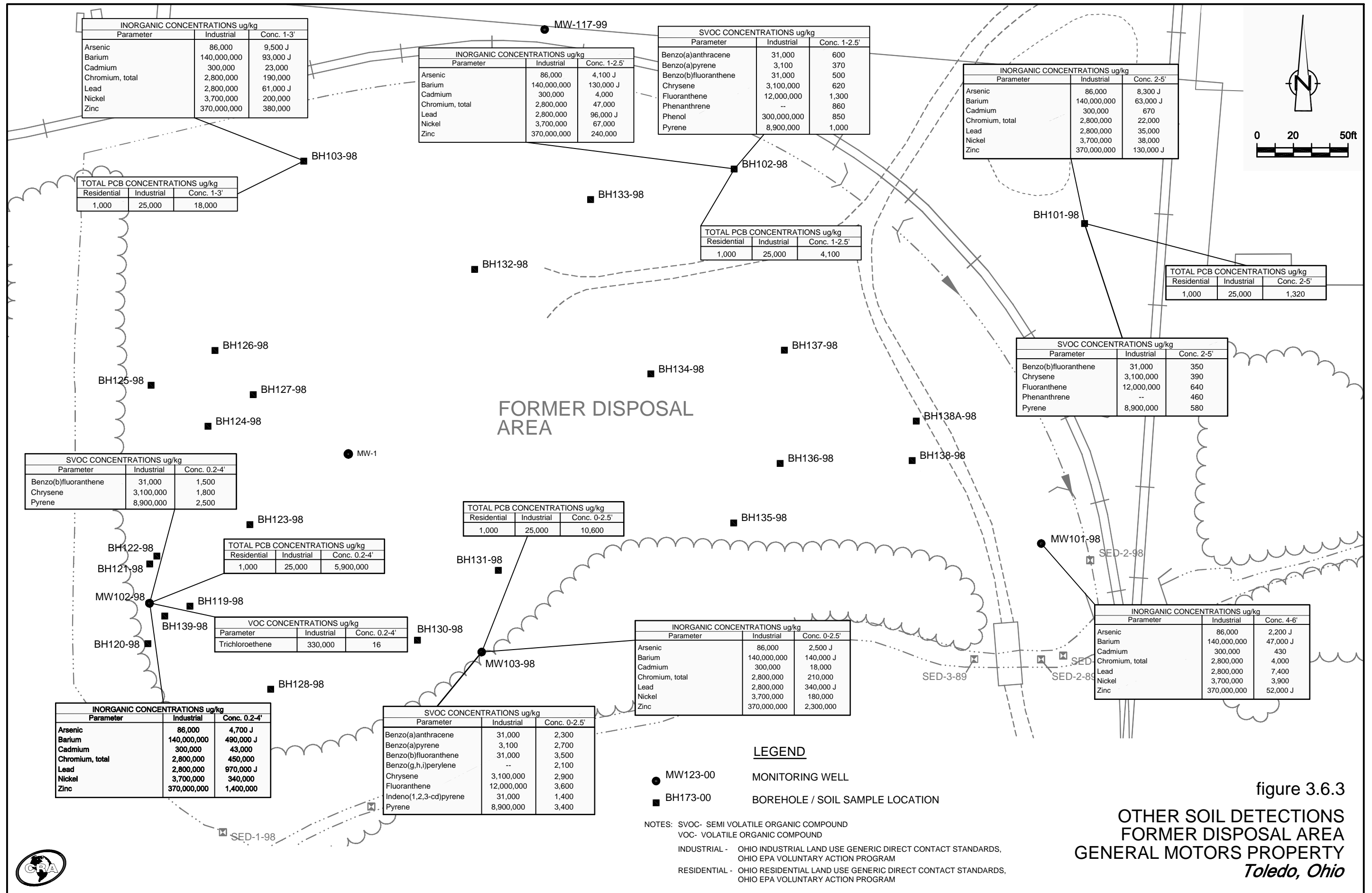
LEGEND
 ● MONITORING WELL
 ■ BOREHOLE

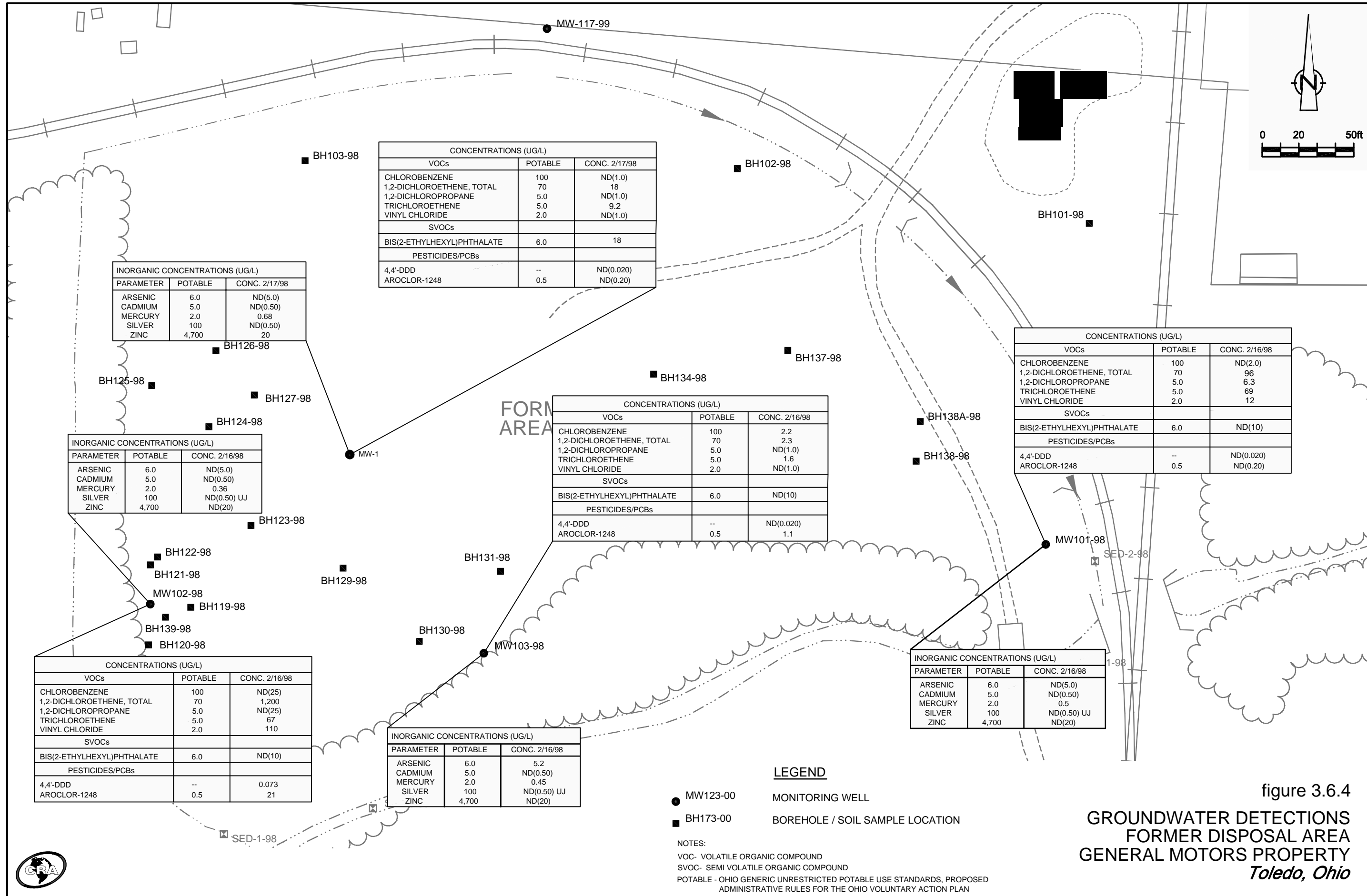
figure 3.5.3
 GROUNDWATER DETECTIONS
 FORMER STORMWATER POND
 GENERAL MOTORS PROPERTY
 Toledo, Ohio











CONCENTRATIONS (UG/L)

VOCs	POTABLE	CONC. 2/17/98
CHLOROBENZENE	100	ND(1.0)
1,2-DICHLOROETHENE, TOTAL	70	18
1,2-DICHLOROPROPANE	5.0	ND(1.0)
TRICHLOROETHENE	5.0	9.2
VINYL CHLORIDE	2.0	ND(1.0)
SVOCs		
BIS(2-ETHYLHEXYL)PHTHALATE	6.0	18
PESTICIDES/PCBs		
4,4'-DDD	--	ND(0.020)
AROCLOR-1248	0.5	ND(0.20)

INORGANIC CONCENTRATIONS (UG/L)

PARAMETER	POTABLE	CONC. 2/17/98
ARSENIC	6.0	ND(5.0)
CADMIUM	5.0	ND(0.50)
MERCURY	2.0	0.68
SILVER	100	ND(0.50)
ZINC	4,700	20

CONCENTRATIONS (UG/L)

VOCs	POTABLE	CONC. 2/16/98
CHLOROBENZENE	100	ND(2.0)
1,2-DICHLOROETHENE, TOTAL	70	96
1,2-DICHLOROPROPANE	5.0	6.3
TRICHLOROETHENE	5.0	69
VINYL CHLORIDE	2.0	12
SVOCs		
BIS(2-ETHYLHEXYL)PHTHALATE	6.0	ND(10)
PESTICIDES/PCBs		
4,4'-DDD	--	ND(0.020)
AROCLOR-1248	0.5	ND(0.20)

CONCENTRATIONS (UG/L)

VOCs	POTABLE	CONC. 2/16/98
CHLOROBENZENE	100	2.2
1,2-DICHLOROETHENE, TOTAL	70	2.3
1,2-DICHLOROPROPANE	5.0	ND(1.0)
TRICHLOROETHENE	5.0	1.6
VINYL CHLORIDE	2.0	ND(1.0)
SVOCs		
BIS(2-ETHYLHEXYL)PHTHALATE	6.0	ND(10)
PESTICIDES/PCBs		
4,4'-DDD	--	ND(0.020)
AROCLOR-1248	0.5	1.1

INORGANIC CONCENTRATIONS (UG/L)

PARAMETER	POTABLE	CONC. 2/16/98
ARSENIC	6.0	ND(5.0)
CADMIUM	5.0	ND(0.50)
MERCURY	2.0	0.36
SILVER	100	ND(0.50) UJ
ZINC	4,700	ND(20)

CONCENTRATIONS (UG/L)

VOCs	POTABLE	CONC. 2/16/98
CHLOROBENZENE	100	ND(25)
1,2-DICHLOROETHENE, TOTAL	70	1,200
1,2-DICHLOROPROPANE	5.0	ND(25)
TRICHLOROETHENE	5.0	67
VINYL CHLORIDE	2.0	110
SVOCs		
BIS(2-ETHYLHEXYL)PHTHALATE	6.0	ND(10)
PESTICIDES/PCBs		
4,4'-DDD	--	0.073
AROCLOR-1248	0.5	21

INORGANIC CONCENTRATIONS (UG/L)

PARAMETER	POTABLE	CONC. 2/16/98
ARSENIC	6.0	5.2
CADMIUM	5.0	ND(0.50)
MERCURY	2.0	0.45
SILVER	100	ND(0.50) UJ
ZINC	4,700	ND(20)

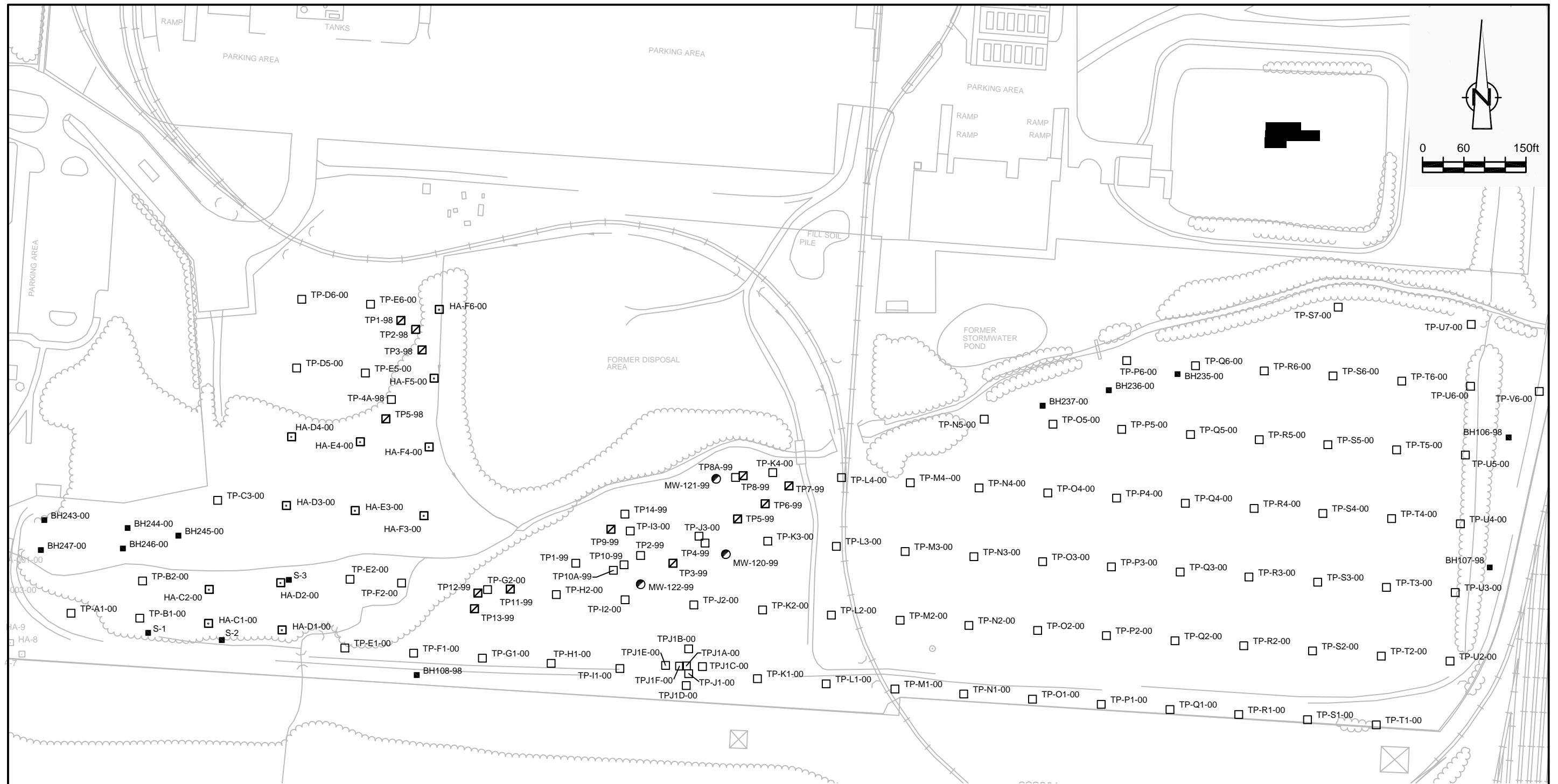
LEGEND

- MW123-00 MONITORING WELL
- BH173-00 BOREHOLE / SOIL SAMPLE LOCATION

NOTES:
 VOC- VOLATILE ORGANIC COMPOUND
 SVOC- SEMI VOLATILE ORGANIC COMPOUND
 POTABLE - OHIO GENERIC UNRESTRICTED POTABLE USE STANDARDS, PROPOSED ADMINISTRATIVE RULES FOR THE OHIO VOLUNTARY ACTION PLAN

figure 3.6.4
GROUNDWATER DETECTIONS
FORMER DISPOSAL AREA
GENERAL MOTORS PROPERTY
Toledo, Ohio



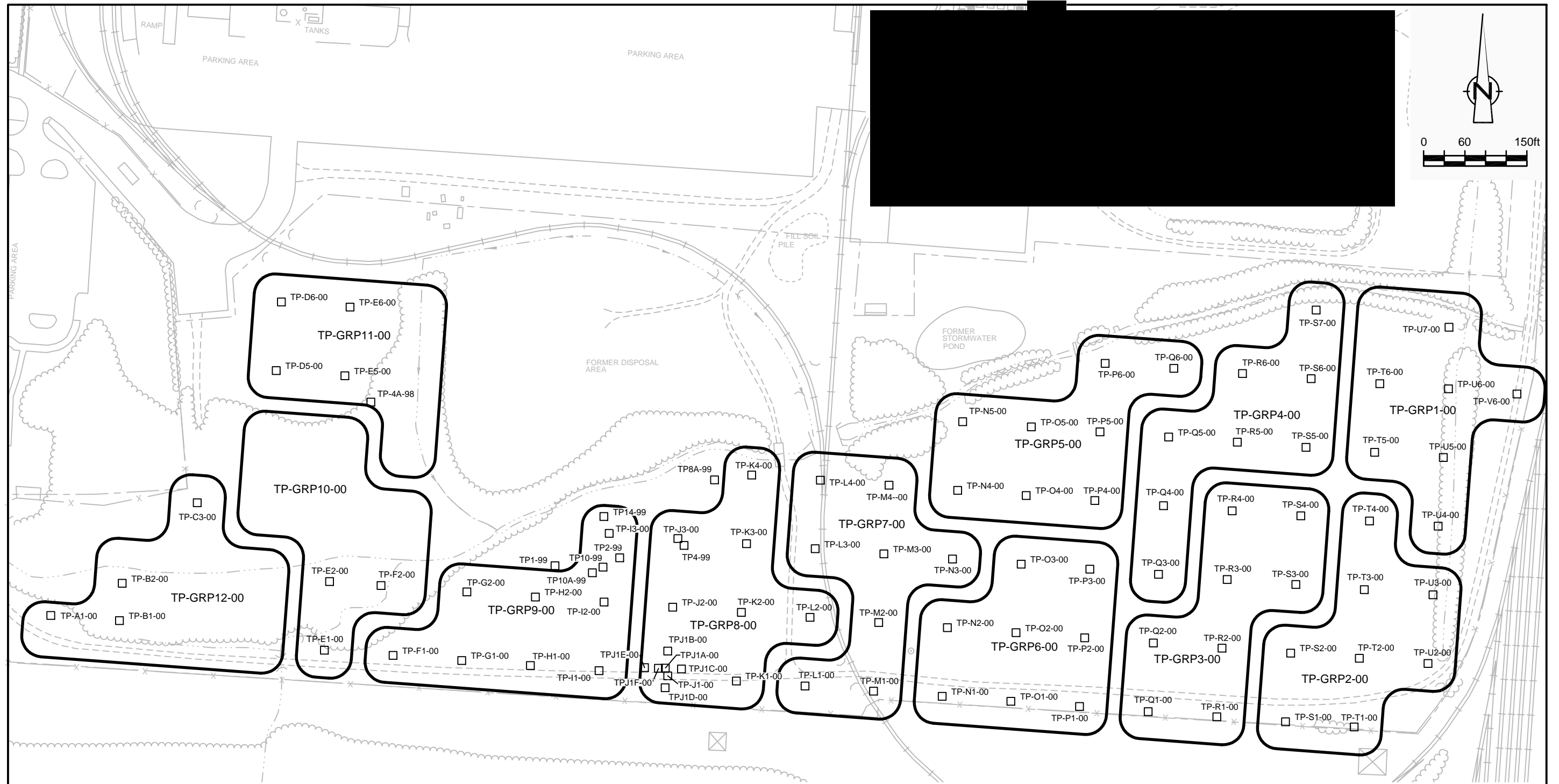


LEGEND

- BH173-00 BOREHOLE / SOIL SAMPLE
- HA-F3-00 HAND AUGER
- TP-J3-00 TEST PIT
- ▣ TP5-99 TEST PIT, NOT SAMPLED
- MW-120-99 MONITORING WELL, NOT SAMPLED

figure 3.7.1
SAMPLE LOCATIONS
AREA SOUTH OF CREEK/AREA WEST OF FORMER DISPOSAL AREA
GENERAL MOTORS PROPERTY
Toledo, Ohio





LEGEND

□ TP-J3-00 TEST PIT

TP-GRP10-00 TEST PIT GROUPING

figure 3.7.2
 TEST PIT SAMPLE GROUPINGS
 AREA SOUTH OF CREEK/AREA WEST OF FORMER DISPOSAL AREA
 GENERAL MOTORS PROPERTY
 Toledo, Ohio



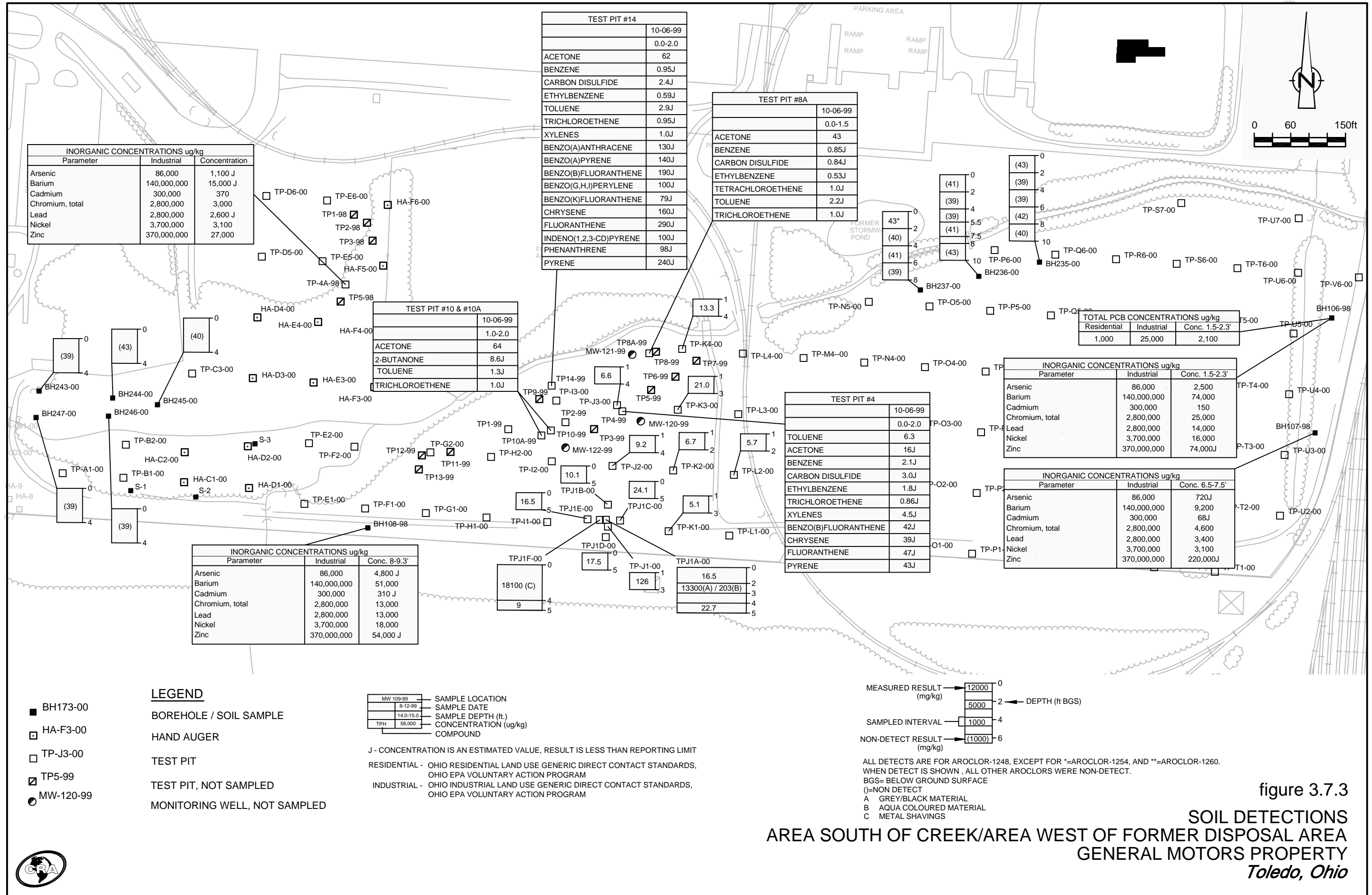
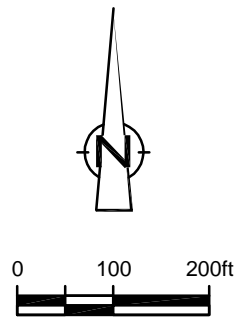
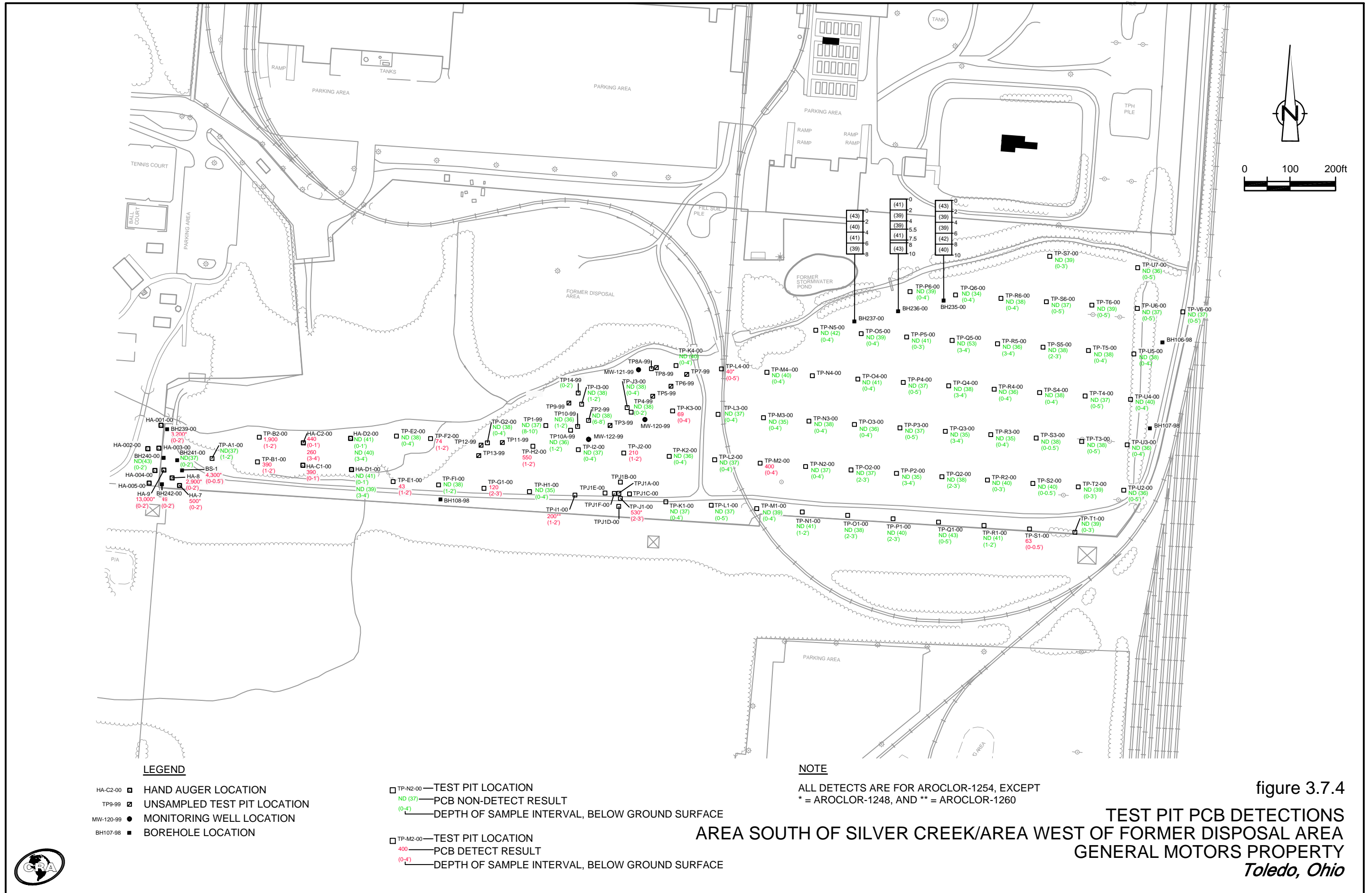


figure 3.7.3

**SOIL DETECTIONS
 AREA SOUTH OF CREEK/AREA WEST OF FORMER DISPOSAL AREA
 GENERAL MOTORS PROPERTY
 Toledo, Ohio**



LEGEND

- HA-C2-00 ■ HAND AUGER LOCATION
- TP9-99 ■ UNSAMPLED TEST PIT LOCATION
- MW-120-99 ● MONITORING WELL LOCATION
- BH107-98 ■ BOREHOLE LOCATION

- TP-N2-00 — TEST PIT LOCATION
- ND (37) — PCB NON-DETECT RESULT
- (0-4) — DEPTH OF SAMPLE INTERVAL, BELOW GROUND SURFACE
- TP-M2-00 — TEST PIT LOCATION
- 400 — PCB DETECT RESULT
- (0-4) — DEPTH OF SAMPLE INTERVAL, BELOW GROUND SURFACE

NOTE

ALL DETECTS ARE FOR AROCLOR-1254, EXCEPT
 * = AROCLOR-1248, AND ** = AROCLOR-1260

TEST PIT PCB DETECTIONS
AREA SOUTH OF SILVER CREEK/AREA WEST OF FORMER DISPOSAL AREA
GENERAL MOTORS PROPERTY
Toledo, Ohio

figure 3.7.4



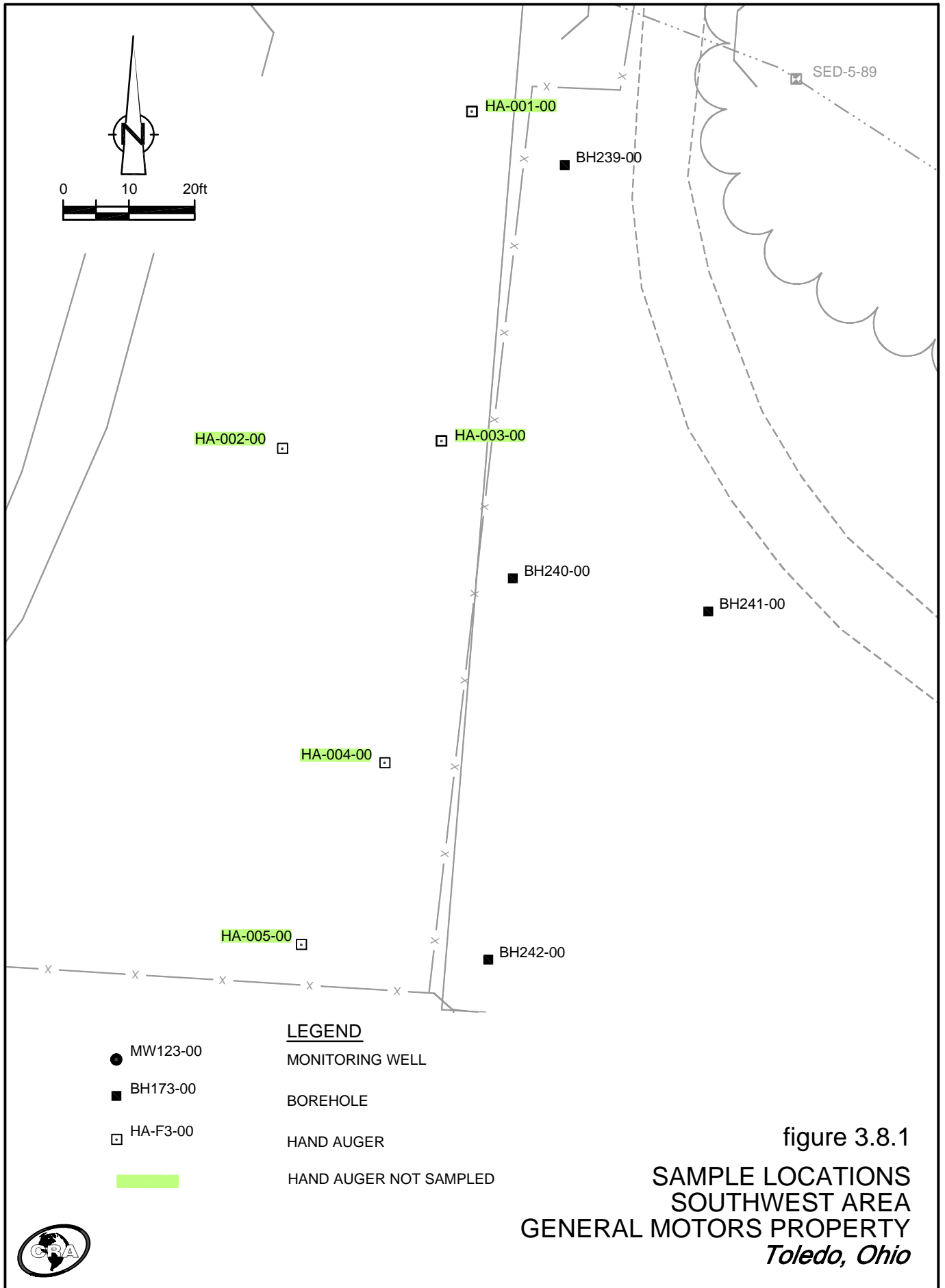
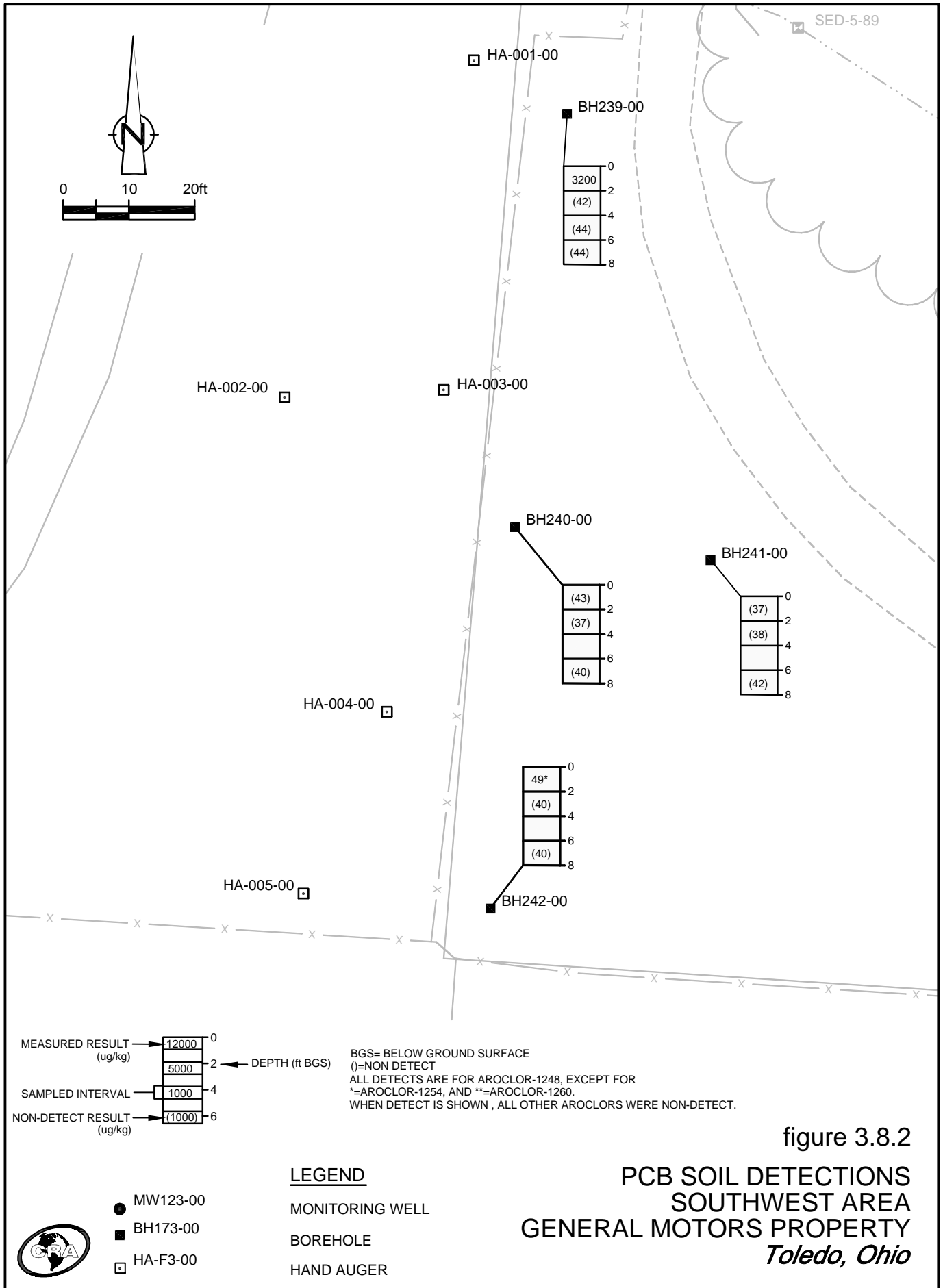


figure 3.8.1
SAMPLE LOCATIONS
SOUTHWEST AREA
GENERAL MOTORS PROPERTY
Toledo, Ohio





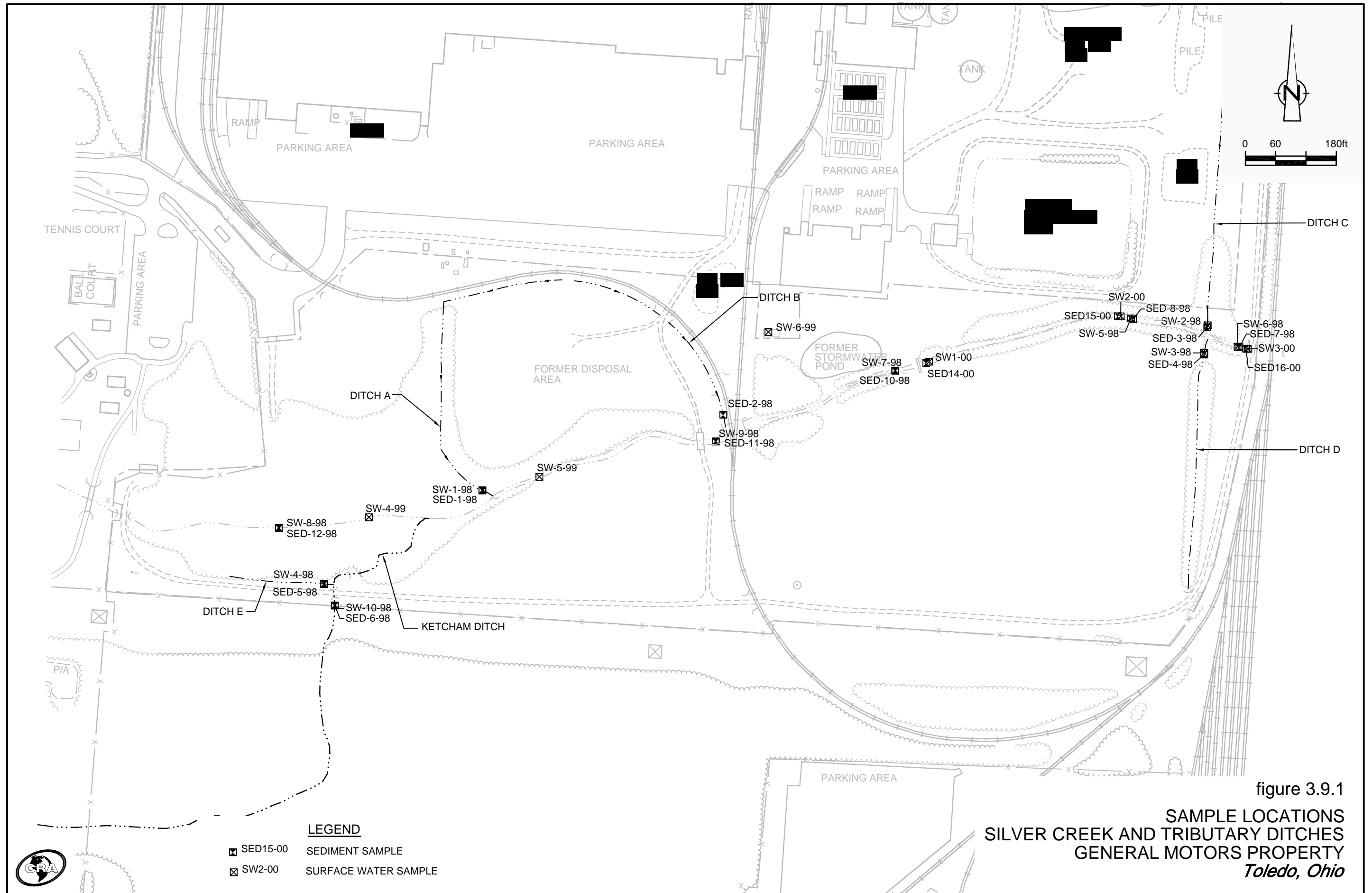


TABLE 3.5.1

**SUMMARY OF SAMPLE DEPTHS AND PARAMETERS
FORMER STORMWATER POND
GENERAL MOTORS POWERTRAIN
TOLEDO, OHIO**

Sample Matrix	Sample Location	Sample Depth (ft BGS)	PCBs	General Chemistry	VOCs	SVOCs	Metals	Pesticides
Soil								
	BH109-98	8 - 9.5	x	x	x	x	x	
	BH110-98	4 - 9	x	x	x	x	x	
	BH117-98	3.8 - 4	x					
		7 - 8	x					
	BH118-98	8 - 9.5	x					
	BH152-99	5 - 6	x			x	x	
		6 - 7	x			x	x	
	BH154-99	3 - 4	x	x			x	
	MW104-98	6 - 7	x	x	x	x	x	
	MW110-99	8 - 9	x			x	x	
		10 - 11	x			x	x	
	MW111-99	6 - 8	x			x	x	
		10 - 12	x			x	x	
Groundwater								
	MW104-98		x	x	x	x	x	x
	MW110-99		x	x	x	x	x	x
	MW111-99		x	x	x	x	x	x

Notes:

⁽¹⁾ Duplicate samples were taken

**SUMMARY OF ANALYTICAL DETECTIONS
FORMER STORMWATER POND
SOIL SAMPLES
TOLEDO, OHIO**

Sample ID:	BH-109-98	BH-110-98	BH-117-98	BH-117-98	BH-118-98
Sample Depth:	S-10236-011398-FCE-015	S-10236-011398-FCE-016	S-10236-030598-FCE-026	S-10236-030598-FCE-027	S-10236-030598-FCE-028
Sample Date:	(8-9.5)	(4-9)	(3.8-4)	(7-8)	(8-9.5)
	1/13/1998	1/13/1998	3/5/1998	3/5/1998	3/5/1998
Parameter	Unit				
Volatiles					
Acetone	ug/Kg	ND (100)	220	-	-
Methylene chloride	ug/Kg	ND (10)	ND (10)	-	-
Semi - Volatiles					
Benzo(a)anthracene	ug/Kg	ND (330)	5000	-	-
Benzo(a)pyrene	ug/Kg	ND (330)	4000	-	-
Benzo(b)fluoranthene	ug/Kg	ND (330)	6700	-	-
Benzo(k)fluoranthene	ug/Kg	ND (330)	3700	-	-
bis(2-Ethylhexyl)phthalate	ug/Kg	ND (330)	7200	-	-
Chrysene	ug/Kg	ND (330)	7200	-	-
Fluoranthene	ug/Kg	ND (330)	14000	-	-
Phenanthrene	ug/Kg	ND (330)	9000	-	-
Pyrene	ug/Kg	ND (330)	12000	-	-
PCBs					
Aroclor-1248	ug/Kg	ND (330)	73000	7100	4100
Total PCBs	ug/Kg	ND (330)	73000	-	-
Metals					
Aluminum	mg/Kg	9800 J	7300 J	-	-
Arsenic	mg/Kg	3 J	5.6 J	-	-
Barium	mg/Kg	59	59	-	-
Beryllium	mg/Kg	0.52	0.34	-	-
Cadmium	mg/Kg	0.17 J	1.5 J	-	-
Calcium	mg/Kg	20000	80000	-	-
Chromium	mg/Kg	17	240	-	-
Cobalt	mg/Kg	7.4 J	4.3 J	-	-
Copper	mg/Kg	12 J	140 J	-	-
Iron	mg/Kg	20000	10000	-	-
Lead	mg/Kg	14	210	-	-
Magnesium	mg/Kg	20000	40000	-	-
Manganese	mg/Kg	280 J	180 J	-	-
Nickel	mg/Kg	20	27	-	-
Potassium	mg/Kg	1900 J	550 J	-	-
Sodium	mg/Kg	110 J	130 J	-	-
Vanadium	mg/Kg	22 J	11 J	-	-
Zinc	mg/Kg	57 J	530 J	-	-
General Chemistry					
Cyanide (total)	mg/Kg	ND (0.2)	0.49	-	-
Diesel range organics (DRO)	ug/Kg	-	370000	-	-
Total Recoverable Petroleum Hydrocarbons	mg/Kg	-	-	-	-

Notes:

U - Non-detect at associated samples.

J - Estimated.

- Not analyzed.

CRA 12609 (19)

**SUMMARY OF ANALYTICAL DETECTIONS
FORMER STORMWATER POND
SOIL SAMPLES
TOLEDO, OHIO**

Location:		BH-152-99	BH-152-99	BH-154-99	MW-104-98	MW-110-99	MW-110-99
Sample ID:		S-12609-081799-DN-08	S-12609-081799-DN-09	S-12609-081999-DN-27	S-10236-011398-FCE-017	S-12609-MW-110-99	S-12609-MW-110-99
Sample Depth:		(5-6)	(6-7)	(3-4)	(6-7)	(8-9)	(10-11)
Sample Date:		8/17/1999	8/17/1999	8/19/1999	1/13/1998	8/12/1999	8/12/1999
Parameter	Unit						
Volatiles							
Acetone	ug/Kg	-	-	-	ND (100)	-	-
Methylene chloride	ug/Kg	-	-	-	32	-	-
Semi - Volatiles							
Benzo(a)anthracene	ug/Kg	ND (8000)	ND (420)	-	ND (330)	ND (410)	ND (410)
Benzo(a)pyrene	ug/Kg	ND (8000)	ND (420)	-	ND (330)	ND (410)	ND (410)
Benzo(b)fluoranthene	ug/Kg	ND (8000)	ND (420)	-	ND (330)	ND (410)	ND (410)
Benzo(k)fluoranthene	ug/Kg	ND (8000)	ND (420)	-	ND (330)	ND (410)	ND (410)
bis(2-Ethylhexyl)phthalate	ug/Kg	-	-	-	ND (330)	-	-
Chrysene	ug/Kg	1300 J	ND (420)	-	ND (330)	ND (410)	ND (410)
Fluoranthene	ug/Kg	3400 J	ND (420)	-	ND (330)	ND (410)	ND (410)
Phenanthrene	ug/Kg	ND (8000)	ND (420)	-	ND (330)	ND (410)	ND (410)
Pyrene	ug/Kg	2200 J	ND (420)	-	ND (330)	ND (410)	ND (410)
PCBs							
Aroclor-1248	ug/Kg	2600	ND (42)	110	ND (330)	260 UJ	ND (41) UJ
Total PCBs	ug/Kg	-	-	-	ND (330)	-	-
Metals							
Aluminum	mg/Kg	-	-	-	8600 J	-	-
Arsenic	mg/Kg	-	-	-	1.8 J	-	-
Barium	mg/Kg	-	-	-	82	-	-
Beryllium	mg/Kg	-	-	-	0.54	-	-
Cadmium	mg/Kg	-	-	-	0.15 J	-	-
Calcium	mg/Kg	-	-	-	8800	-	-
Chromium	mg/Kg	15.2 J	15.4 J	7.7	16	13.5	11.7
Cobalt	mg/Kg	-	-	-	6.6 J	-	-
Copper	mg/Kg	-	-	-	7 J	-	-
Iron	mg/Kg	-	-	-	20000	-	-
Lead	mg/Kg	-	-	-	12	-	-
Magnesium	mg/Kg	-	-	-	5700	-	-
Manganese	mg/Kg	-	-	-	500 J	-	-
Nickel	mg/Kg	-	-	-	16	-	-
Potassium	mg/Kg	-	-	-	1300 J	-	-
Sodium	mg/Kg	-	-	-	71 J	-	-
Vanadium	mg/Kg	-	-	-	18 J	-	-
Zinc	mg/Kg	-	-	-	79 J	-	-
General Chemistry							
Cyanide (total)	mg/Kg	-	-	-	ND (0.2)	-	-
Diesel range organics (DRO)	ug/Kg	-	-	-	-	-	-
Total Recoverable Petroleum Hydrocarbons	mg/Kg	-	-	1900	-	-	-

Notes:

U - Non-detect at associated samples.

J - Estimated.

- Not analyzed.

CRA 12609 (19)

**SUMMARY OF ANALYTICAL DETECTIONS
FORMER STORMWATER POND
SOIL SAMPLES
TOLEDO, OHIO**

<i>Location:</i>		<i>MW-111-99</i>	<i>MW-111-99</i>
<i>Sample ID:</i>		<i>S-12609-081899-DN-10</i>	<i>S-12609-081899-DN-11</i>
<i>Sample Depth:</i>		<i>(6-8)</i>	<i>(10-12)</i>
<i>Sample Date:</i>		<i>8/18/1999</i>	<i>8/18/1999</i>
Parameter	Unit		
Volatiles			
Acetone	ug/Kg	-	-
Methylene chloride	ug/Kg	-	-
Semi - Volatiles			
Benzo(a)anthracene	ug/Kg	ND (370)	ND (410)
Benzo(a)pyrene	ug/Kg	ND (370)	ND (410)
Benzo(b)fluoranthene	ug/Kg	ND (370)	ND (410)
Benzo(k)fluoranthene	ug/Kg	ND (370)	ND (410)
bis(2-Ethylhexyl)phthalate	ug/Kg	-	-
Chrysene	ug/Kg	ND (370)	ND (410)
Fluoranthene	ug/Kg	ND (370)	ND (410)
Phenanthrene	ug/Kg	ND (370)	ND (410)
Pyrene	ug/Kg	ND (370)	ND (410)
PCBs			
Aroclor-1248	ug/Kg	ND (37)	ND (41)
Total PCBs	ug/Kg	-	-
Metals			
Aluminum	mg/Kg	-	-
Arsenic	mg/Kg	-	-
Barium	mg/Kg	-	-
Beryllium	mg/Kg	-	-
Cadmium	mg/Kg	-	-
Calcium	mg/Kg	-	-
Chromium	mg/Kg	8.7 J	12.2 J
Cobalt	mg/Kg	-	-
Copper	mg/Kg	-	-
Iron	mg/Kg	-	-
Lead	mg/Kg	-	-
Magnesium	mg/Kg	-	-
Manganese	mg/Kg	-	-
Nickel	mg/Kg	-	-
Potassium	mg/Kg	-	-
Sodium	mg/Kg	-	-
Vanadium	mg/Kg	-	-
Zinc	mg/Kg	-	-
General Chemistry			
Cyanide (total)	mg/Kg	-	-
Diesel range organics (DRO)	ug/Kg	-	-
Total Recoverable Petroleum Hydrocarbons	mg/Kg	-	-

Notes:

U - Non-detect at associated samples.

J - Estimated.

- Not analyzed.

**SUMMARY OF ANALYTICAL DETECTIONS
FORMER STORMWATER POND
GROUNDWATER SAMPLES
TOLEDO, OHIO**

Sample ID:	MW-104-98	MW-104-98	MW-110-99	MW-110-99	MW-110-99
Sample Date:	GW-10236-021798-SM-007	W-12609-111999-DEN-05	W-12609-091499-DN-09	W-12609-111999-DEN-06	W-12609-021000-DEN-04
	2/17/1998	11/19/1999	9/14/1999	11/19/1999	2/10/2000
Parameter	Unit				
Volatiles					
1,1,2,2-Tetrachloroethane	ug/L	ND (1.0)	0.43 J	ND (1.0)	ND (5.0)
1,1,2-Trichloroethane	ug/L	ND (1.0)	0.21 J	ND (1.0)	ND (5.0)
1,1-Dichloroethane	ug/L	ND (1.0)	1.0	1.3	ND (5.0)
1,2-Dichloroethene (total)	ug/L	ND (1.0)	-	0.26 J	-
1,2-Dichloropropane	ug/L	ND (1.0)	0.092 J	ND (1.0)	0.073 J
2-Butanone	ug/L	ND (50)	1.9 J	ND (10)	ND (10)
2-Hexanone	ug/L	ND (50)	1.6 J	ND (10)	ND (10)
4-Methyl-2-pentanone	ug/L	ND (50)	1.3 J	ND (10)	ND (10)
Benzene	ug/L	ND (5.0)	0.12 J	ND (1.0)	ND (1.0)
Bromodichloromethane	ug/L	ND (1.0)	0.095 J	ND (1.0)	ND (1.0)
Bromoform	ug/L	ND (1.0)	0.17 J	ND (1.0)	ND (1.0)
Carbon disulfide	ug/L	ND (50)	0.14 J	ND (1.0)	ND (1.0)
Chlorobenzene	ug/L	ND (1.0)	0.25 J	ND (1.0)	ND (1.0)
Chloromethane	ug/L	ND (1.0)	ND (2.0)	ND (2.0)	0.11 J
cis-1,2-Dichloroethene	ug/L	-	0.19 J	0.26 J	0.23 J
cis-1,3-Dichloropropene	ug/L	ND (1.0)	0.12 J	ND (1.0)	ND (1.0)
Dibromochloromethane	ug/L	ND (1.0)	0.15 J	ND (1.0)	ND (1.0)
Ethylbenzene	ug/L	ND (1.0)	0.18 J	ND (1.0)	ND (1.0)
Tetrachloroethene	ug/L	ND (1.0)	0.15 J	ND (1.0)	ND (1.0)
trans-1,3-Dichloropropene	ug/L	ND (1.0)	0.10	ND (1.0)	ND (1.0)
Trichloroethene	ug/L	ND (1.0)	0.13 J	ND (1.0)	ND (1.0)
Vinyl chloride	ug/L	ND (1.0)	ND (2.0)	ND (2.0)	0.13 J
Semi-Volatiles					
bis(2-Ethylhexyl)phthalate	ug/L	ND (10)	ND (10)	-	ND (10)
Metals					
Arsenic (Dissolved)	mg/L	0.018	-	-	-
Arsenic	mg/L	0.018	0.016	-	ND (0.010)
Barium	mg/L	-	0.30	-	0.28
Calcium (Dissolved)	mg/L	120	-	-	-
Calcium	mg/L	120	138	-	151
Chromium	mg/L	-	ND (0.010)	ND (0.010)	ND (0.010)
Iron (Dissolved)	mg/L	9.4	-	-	-
Iron	mg/L	9.4	2.1	-	ND (0.34) U
Lead	mg/L	ND (0.003)	ND (0.0030)	-	ND (0.0030)
Magnesium (Dissolved)	mg/L	28	-	-	-
Magnesium	mg/L	28	31.8	-	42.0
Manganese (Dissolved)	mg/L	1.9	-	-	-
Manganese	mg/L	1.9	1.5	-	0.45
Mercury (Dissolved)	mg/L	0.00054	-	-	-
Mercury	mg/L	0.00054	ND (0.00020)	-	ND (0.00020)
Potassium (Dissolved)	mg/L	3.9	-	-	-
Potassium	mg/L	3.9	5.3	-	ND (5.0)
Sodium (Dissolved)	mg/L	9.6	-	-	-
Sodium	mg/L	9.6	13.8	-	26.4
Zinc	mg/L	0.043	ND (0.050)	-	ND (0.050)

**SUMMARY OF ANALYTICAL DETECTIONS
FORMER STORMWATER POND
GROUNDWATER SAMPLES**

TOLEDO, OHIO

Location:	MW-104-98	MW-104-98	MW-110-99	MW-110-99	MW-110-99
Sample ID:	GW-10236-021798-SM-007	W-12609-111999-DEN-05	W-12609-091499-DN-09	W-12609-111999-DEN-06	W-12609-021000-DEN-04
Sample Date:	2/17/1998	11/19/1999	9/14/1999	11/19/1999	2/10/2000
Parameter	Unit				
General Chemistry					
Alkalinity (Filtered)	mg/L	-	-	-	480
Alkalinity, Total (As CaCO ₃)	mg/L	-	400	-	470
Ammonia	mg/L	-	-	-	-
Chemical Oxygen Demand (COD)	mg/L	-	-	-	17
Chloride	mg/L	-	13.6	-	20.8
Nitrate (as N)	mg/L	-	0.67 J	-	0.37 J
Sulfate	mg/L	-	45.6	-	48.2
Total Organic Carbon (TOC)	mg/L	-	-	-	7
Total Suspended Solids (TSS)	mg/L	-	-	-	500
Volatile Suspended Solids	mg/L	-	-	-	44

Notes:

U-Non-detect at associated value.

J-Estimated.

- Not Analyzed.

**SUMMARY OF ANALYTICAL DETECTIONS
FORMER STORMWATER POND
GROUNDWATER SAMPLES
TOLEDO, OHIO**

Location:		MW-111-99	MW-111-99
Sample ID:		W-12609-111999-DEN-02	W-12609-021000-DEN-05
Sample Date:		11/19/1999	2/10/2000
Parameter	Unit		
Volatiles			
1,1,2,2-Tetrachloroethane	ug/L	ND (1.0)	ND (5.0)
1,1,2-Trichloroethane	ug/L	ND (1.0)	ND (5.0)
1,1-Dichloroethane	ug/L	ND (1.0)	ND (5.0)
1,2-Dichloroethene (total)	ug/L	-	-
1,2-Dichloropropane	ug/L	ND (1.0)	ND (5.0)
2-Butanone	ug/L	ND (10)	-
2-Hexanone	ug/L	ND (10)	-
4-Methyl-2-pentanone	ug/L	ND (10)	-
Benzene	ug/L	ND (1.0)	ND (5.0)
Bromodichloromethane	ug/L	ND (1.0)	ND (5.0)
Bromoform	ug/L	ND (1.0)	ND (5.0)
Carbon disulfide	ug/L	ND (1.0)	-
Chlorobenzene	ug/L	ND (1.0)	ND (5.0)
Chloromethane	ug/L	ND (2.0)	ND (10)
cis-1,2-Dichloroethene	ug/L	ND (0.50)	-
cis-1,3-Dichloropropene	ug/L	ND (1.0)	ND (5.0)
Dibromochloromethane	ug/L	ND (1.0)	ND (5.0)
Ethylbenzene	ug/L	ND (1.0)	ND (5.0)
Tetrachloroethene	ug/L	ND (1.0)	ND (5.0)
trans-1,3-Dichloropropene	ug/L	ND (1.0)	ND (5.0)
Trichloroethene	ug/L	ND (1.0)	ND (5.0)
Vinyl chloride	ug/L	1.4 J	ND (10)
Semi-Volatiles			
bis(2-Ethylhexyl)phthalate	ug/L	ND (10)	ND (10)
Metals			
Arsenic (Dissolved)	mg/L	-	-
Arsenic	mg/L	0.015	0.031
Barium	mg/L	0.41	0.33
Calcium (Dissolved)	mg/L	-	-
Calcium	mg/L	134	-
Chromium	mg/L	ND (0.010)	ND (0.010)
Iron (Dissolved)	mg/L	-	-
Iron	mg/L	ND (0.19) U	9.5
Lead	mg/L	ND (0.0030)	0.0049
Magnesium (Dissolved)	mg/L	-	-
Magnesium	mg/L	38.4	-
Manganese (Dissolved)	mg/L	-	-
Manganese	mg/L	0.26	-
Mercury (Dissolved)	mg/L	-	-
Mercury	mg/L	ND (0.00020)	ND (0.00020)
Potassium (Dissolved)	mg/L	-	-
Potassium	mg/L	ND (5.0)	-
Sodium (Dissolved)	mg/L	-	-
Sodium	mg/L	50.5	-
Zinc	mg/L	ND (0.050)	-

**SUMMARY OF ANALYTICAL DETECTIONS
FORMER STORMWATER POND
GROUNDWATER SAMPLES**

TOLEDO, OHIO

Location:	<i>MW-111-99</i>	<i>MW-111-99</i>
Sample ID:	<i>W-12609-111999-DEN-02</i>	<i>W-12609-021000-DEN-05</i>
Sample Date:	<i>11/19/1999</i>	<i>2/10/2000</i>

Parameter	Unit		
General Chemistry			
Alkalinity (Filtered)	mg/L	-	510
Alkalinity, Total (As CaCO ₃)	mg/L	470	-
Ammonia	mg/L	-	0.2
Chemical Oxygen Demand (COD)	mg/L	-	ND (10)
Chloride	mg/L	32.7	-
Nitrate (as N)	mg/L	ND (1.0) UJ	-
Sulfate	mg/L	59.1	-
Total Organic Carbon (TOC)	mg/L	-	7
Total Suspended Solids (TSS)	mg/L	-	380
Volatile Suspended Solids	mg/L	-	22

Notes:
 U-Non-detect at associated value.
 J-Estimated.
 - Not Analyzed.

TABLE 3.6.1

SUMMARY OF SAMPLE DEPTHS AND PARAMETERS
FORMER DISPOSAL AREA
GENERAL MOTORS POWERTRAIN
TOLEDO, OHIO

Sample Matrix	Sample Location	Sample Depth (ft BGS)	PCBs	General Chemistry	VOCs	SVOCs	Metals	Pesticides	Dioxin Furans
Soil									
	BH-101-98	2 - 5	x	x	x	x	x		
	BH-102-98	1 - 2.5	x	x	x	x	x		
	BH-103-98	1 - 3	x	x	x	x	x		
	BH-119-98	0 - 3	x						
		3 - 6	x						
	BH-120-98	0 - 3	x						
		3 - 6 ⁽¹⁾	x						
	BH-121-98	0 - 3	x						
		3 - 6	x						
	BH-122-98	0 - 3	x						
		3 - 6	x						
	BH-123-98	0 - 3	x						
		3 - 6	x						
	BH-124-98	0 - 3	x						
		3 - 6	x						
	BH-125-98	0 - 3 ⁽¹⁾	x						
		3 - 6	x						
	BH-126-98	0 - 3	x						
		3 - 6	x						
	BH-127-98	0 - 3	x						
		3 - 6	x						
	BH-128-98	0 - 3	x						
		3 - 6	x						
	BH-129-98	0 - 3	x						
		3 - 6	x						
		6 - 9	x						
	BH-130-98	0 - 3	x						
		3 - 6	x						
	BH-131-98	0 - 3	x						
		3 - 6	x						
	BH-132-98	0 - 3	x						
		3 - 6 ⁽¹⁾	x						
	BH-133-98	0 - 3	x						
		3 - 6	x						
		6 - 9	x						
	BH-134-98	0 - 3	x						
		3 - 6 ⁽¹⁾	x						
	BH-135-98	0 - 3	x						
		3 - 6	x						
	BH-136-98	0 - 3	x						
		3 - 6	x						
	BH-137-98	0 - 3	x						
		3 - 6	x						
		6 - 9	x						
	BH-138A-98	0 - 3	x						
		3 - 6	x						
	BH-139-98	0 - 3 ⁽¹⁾	x						
		3 - 6	x						
		0 - 3	x						
	BH238-00		x	x					
	MW-101-98	4 - 6	x	x	x	x	x		
	MW-102-98	0.2 - 4	x	x	x	x	x		
	MW-103-98	0 - 2.5	x	x	x	x	x		
	MW117-99	6 - 8	x	x		x			
		8 - 10	x	x		x			
Groundwater									
	MW-1		x	x	x	x	x	x	
	MW-101-98		x	x	x	x	x	x	
	MW-102-98		x	x	x	x	x	x	
	MW-103-98		x	x	x	x	x	x	
	MW-117-99		x			x	x		
Leachate									
	LCH-1-98		x	x	x		x		x

Notes:

⁽¹⁾ Duplicate samples were taken

**SUMMARY OF ANALYTICAL DETECTIONS
FORMER DISPOSAL AREA
SOIL SAMPLES
TOLEDO, OHIO**

Sample ID:	BH-101-98	BH-102-98	BH-103-98	BH-119-98	BH-119-98	BH-120-98	BH-120-98
Sample Depth:	S-10236-010698-FCE-004	S-10236-010998-FCE-006	S-10236-010998-FCE-007	S-10236-060298-TJ-033A	S-10236-060298-TJ-033B	S-10236-060298-TJ-034A	S-10236-060298-TJ-034B
Sample Date:	(2-5) 1/6/1998	(1-2.5) 1/9/1998	(1-3) 1/9/1998	(0-3) 6/2/1998	(3-6) 6/2/1998	(0-3) 6/2/1998	(3-6) 6/2/1998
Parameter	Unit						
Volatiles							
Acetone	ug/Kg	ND (100)	ND (100)	ND (100)	-	-	-
Methylene chloride	ug/Kg	ND (10)	11 U	11 U	-	-	-
Trichloroethene	ug/Kg	ND (10)	ND (10)	ND (10)	-	-	-
Semi - Volatiles							
Anthracene	ug/Kg	ND (330)	ND (330)	ND (330)	-	-	-
Benzo(a)anthracene	ug/Kg	ND (330)	600	ND (330)	-	-	-
Benzo(a)pyrene	ug/Kg	ND (330)	370	ND (330)	-	-	-
Benzo(b)fluoranthene	ug/Kg	350	500	ND (330)	-	-	-
Benzo(g,h,i)perylene	ug/Kg	ND (330)	ND (330)	ND (330)	-	-	-
Benzo(k)fluoranthene	ug/Kg	ND (330)	ND (330)	ND (330)	-	-	-
Chrysene	ug/Kg	390	620	ND (330)	-	-	-
Fluoranthene	ug/Kg	640	1300	ND (330)	-	-	-
Indeno(1,2,3-cd)pyrene	ug/Kg	ND (330)	ND (330)	ND (330)	-	-	-
Phenanthrene	ug/Kg	460	860	ND (330)	-	-	-
Phenol	ug/Kg	ND (330)	850	ND (330)	-	-	-
Pyrene	ug/Kg	580	1000	ND (330)	-	-	-
PCBs							
Aroclor-1248	ug/Kg	580	1100	18000	2600	3000	ND (330)
Aroclor-1254	ug/Kg	740	3000	ND (2600)	2900	ND (1700)	730
Total PCBs	ug/Kg	1320	4100	18000	5500	3000	730

**SUMMARY OF ANALYTICAL DETECTIONS
FORMER DISPOSAL AREA
SOIL SAMPLES
TOLEDO, OHIO**

<i>Location:</i>	<i>BH-101-98</i>	<i>BH-102-98</i>	<i>BH-103-98</i>	<i>BH-119-98</i>	<i>BH-119-98</i>	<i>BH-120-98</i>	<i>BH-120-98</i>
<i>Sample ID:</i>	<i>S-10236-010698-FCE-004</i>	<i>S-10236-010998-FCE-006</i>	<i>S-10236-010998-FCE-007</i>	<i>S-10236-060298-TJ-033A</i>	<i>S-10236-060298-TJ-033B</i>	<i>S-10236-060298-TJ-034A</i>	<i>S-10236-060298-TJ-034B</i>
<i>Sample Depth:</i>	<i>(2-5)</i>	<i>(1-2.5)</i>	<i>(1-3)</i>	<i>(0-3)</i>	<i>(3-6)</i>	<i>(0-3)</i>	<i>(3-6)</i>
<i>Sample Date:</i>	<i>1/6/1998</i>	<i>1/9/1998</i>	<i>1/9/1998</i>	<i>6/2/1998</i>	<i>6/2/1998</i>	<i>6/2/1998</i>	<i>6/2/1998</i>
<i>Parameter</i>	<i>Unit</i>						
Metals							
Aluminum	mg/Kg	4300	8500 J	3700 J	-	-	-
Antimony	mg/Kg	R	ND (0.5) UJ	3.1 J	-	-	-
Arsenic	mg/Kg	8.3 J	4.1 J	9.5 J	-	-	-
Barium	mg/Kg	63 J	130 J	93 J	-	-	-
Beryllium	mg/Kg	0.36 J	0.33	ND (0.26)	-	-	-
Cadmium	mg/Kg	0.67	4	23	-	-	-
Calcium	mg/Kg	10000 J	10000 J	1200 J	-	-	-
Chromium	mg/Kg	22	47	190	-	-	-
Cobalt	mg/Kg	9 J	7.6	47	-	-	-
Copper	mg/Kg	48 J	230	2100	-	-	-
Iron	mg/Kg	7700	20000	200000	-	-	-
Lead	mg/Kg	35	96 J	61 J	-	-	-
Magnesium	mg/Kg	7000 J	5700 J	720 J	-	-	-
Manganese	mg/Kg	190	310	3000	-	-	-
Mercury	mg/Kg	ND (0.1)	ND (0.1)	ND (0.1)	-	-	-
Nickel	mg/Kg	38	67	200	-	-	-
Potassium	mg/Kg	500	1200 J	63 J	-	-	-
Silver	mg/Kg	1 J	0.84 J	3.3 J	-	-	-
Sodium	mg/Kg	43	80 J	120 J	-	-	-
Thallium	mg/Kg	ND (0.5)	ND (0.5)	ND (0.5)	-	-	-
Vanadium	mg/Kg	8.2	19 J	39 J	-	-	-
Zinc	mg/Kg	130 J	240	380	-	-	-
General Chemistry							
Cyanide (total)	mg/Kg	ND (0.2)	0.24	ND (0.2)	-	-	-
pH Corrosivity	none	-	-	-	-	-	-

Noptes:

U - Non-detect at associated value.

J - Estimated.

- Not analyzed.

**SUMMARY OF ANALYTICAL DETECTIONS
FORMER DISPOSAL AREA
SOIL SAMPLES
TOLEDO, OHIO**

Location:	BH-120-98	BH-121-98	BH-121-98	BH-122-98	BH-122-98	BH-123-98	BH-123-98
Sample ID:	S-10236-060298-TJ-034E	S-10236-060298-TJ-035A	S-10236-060298-TJ-035B	S-10236-060298-TJ-036A	S-10236-060298-TJ-036B	S-10236-060298-TJ-037A	S-10236-060298-TJ-037B
Sample Depth:	(3-6)	(0-3)	(3-6)	(0-3)	(3-6)	(0-3)	(3-6)
Sample Date:	6/2/1998	6/2/1998	6/2/1998	6/2/1998	6/2/1998	6/2/1998	6/2/1998
Parameter	Unit	Duplicate					
Volatiles							
Acetone	ug/Kg	-	-	-	-	-	-
Methylene chloride	ug/Kg	-	-	-	-	-	-
Trichloroethene	ug/Kg	-	-	-	-	-	-
Semi - Volatiles							
Anthracene	ug/Kg	-	-	-	-	-	-
Benzo(a)anthracene	ug/Kg	-	-	-	-	-	-
Benzo(a)pyrene	ug/Kg	-	-	-	-	-	-
Benzo(b)fluoranthene	ug/Kg	-	-	-	-	-	-
Benzo(g,h,i)perylene	ug/Kg	-	-	-	-	-	-
Benzo(k)fluoranthene	ug/Kg	-	-	-	-	-	-
Chrysene	ug/Kg	-	-	-	-	-	-
Fluoranthene	ug/Kg	-	-	-	-	-	-
Indeno(1,2,3-cd)pyrene	ug/Kg	-	-	-	-	-	-
Phenanthrene	ug/Kg	-	-	-	-	-	-
Phenol	ug/Kg	-	-	-	-	-	-
Pyrene	ug/Kg	-	-	-	-	-	-
PCBs							
Aroclor-1248	ug/Kg	ND (330)	35000	ND (330)	1700	ND (330)	50000
Aroclor-1254	ug/Kg	ND (330)	12000	ND (330)	930	ND (330)	180000
Total PCBs	ug/Kg	ND (330)	47000	ND (330)	2600	ND (330)	230000

**SUMMARY OF ANALYTICAL DETECTIONS
FORMER DISPOSAL AREA
SOIL SAMPLES
TOLEDO, OHIO**

Location:	BH-120-98	BH-121-98	BH-121-98	BH-122-98	BH-122-98	BH-123-98	BH-123-98
Sample ID:	S-10236-060298-TJ-034E	S-10236-060298-TJ-035A	S-10236-060298-TJ-035B	S-10236-060298-TJ-036A	S-10236-060298-TJ-036B	S-10236-060298-TJ-037A	S-10236-060298-TJ-037B
Sample Depth:	(3-6)	(0-3)	(3-6)	(0-3)	(3-6)	(0-3)	(3-6)
Sample Date:	6/2/1998	6/2/1998	6/2/1998	6/2/1998	6/2/1998	6/2/1998	6/2/1998
Parameter	Unit	Duplicate					
Metals							
Aluminum	mg/Kg	-	-	-	-	-	-
Antimony	mg/Kg	-	-	-	-	-	-
Arsenic	mg/Kg	-	-	-	-	-	-
Barium	mg/Kg	-	-	-	-	-	-
Beryllium	mg/Kg	-	-	-	-	-	-
Cadmium	mg/Kg	-	-	-	-	-	-
Calcium	mg/Kg	-	-	-	-	-	-
Chromium	mg/Kg	-	-	-	-	-	-
Cobalt	mg/Kg	-	-	-	-	-	-
Copper	mg/Kg	-	-	-	-	-	-
Iron	mg/Kg	-	-	-	-	-	-
Lead	mg/Kg	-	-	-	-	-	-
Magnesium	mg/Kg	-	-	-	-	-	-
Manganese	mg/Kg	-	-	-	-	-	-
Mercury	mg/Kg	-	-	-	-	-	-
Nickel	mg/Kg	-	-	-	-	-	-
Potassium	mg/Kg	-	-	-	-	-	-
Silver	mg/Kg	-	-	-	-	-	-
Sodium	mg/Kg	-	-	-	-	-	-
Thallium	mg/Kg	-	-	-	-	-	-
Vanadium	mg/Kg	-	-	-	-	-	-
Zinc	mg/Kg	-	-	-	-	-	-
General Chemistry							
Cyanide (total)	mg/Kg	-	-	-	-	-	-
pH Corrosivity	none	-	-	-	-	-	-

Noptes:
 U - Non-detect at associated value.
 J - Estimated.
 - Not analyzed.

**SUMMARY OF ANALYTICAL DETECTIONS
FORMER DISPOSAL AREA
SOIL SAMPLES
TOLEDO, OHIO**

Location:	BH-124-98	BH-124-98	BH-125-98	BH-125-98	BH-125-98	BH-126-98	BH-126-98	
Sample ID:	S-10236-060298-TJ-038A	S-10236-060298-TJ-038B	S-10236-060298-TJ-039A	S-10236-060298-TJ-039E	S-10236-060298-TJ-039B	S-10236-060298-TJ-040A	S-10236-060298-TJ-040B	
Sample Depth:	(0-3)	(3-6)	(0-3)	(0-3)	(3-6)	(0-3)	(3-6)	
Sample Date:	6/2/1998	6/2/1998	6/2/1998	6/2/1998 Duplicate	6/2/1998	6/2/1998	6/2/1998	
Parameter	Unit							
Volatiles								
Acetone	ug/Kg	-	-	-	-	-	-	
Methylene chloride	ug/Kg	-	-	-	-	-	-	
Trichloroethene	ug/Kg	-	-	-	-	-	-	
Semi - Volatiles								
Anthracene	ug/Kg	-	-	-	-	-	-	
Benzo(a)anthracene	ug/Kg	-	-	-	-	-	-	
Benzo(a)pyrene	ug/Kg	-	-	-	-	-	-	
Benzo(b)fluoranthene	ug/Kg	-	-	-	-	-	-	
Benzo(g,h,i)perylene	ug/Kg	-	-	-	-	-	-	
Benzo(k)fluoranthene	ug/Kg	-	-	-	-	-	-	
Chrysene	ug/Kg	-	-	-	-	-	-	
Fluoranthene	ug/Kg	-	-	-	-	-	-	
Indeno(1,2,3-cd)pyrene	ug/Kg	-	-	-	-	-	-	
Phenanthrene	ug/Kg	-	-	-	-	-	-	
Phenol	ug/Kg	-	-	-	-	-	-	
Pyrene	ug/Kg	-	-	-	-	-	-	
PCBs								
Aroclor-1248	ug/Kg	2000	ND (330)	2900	59000	ND (330)	430	ND (330)
Aroclor-1254	ug/Kg	1200	ND (330)	1000	ND (18000)	ND (330)	ND (330)	ND (330)
Total PCBs	ug/Kg	3200	ND (330)	3900	59000	ND (330)	430	ND (330)

**SUMMARY OF ANALYTICAL DETECTIONS
FORMER DISPOSAL AREA
SOIL SAMPLES
TOLEDO, OHIO**

Location:	BH-124-98	BH-124-98	BH-125-98	BH-125-98	BH-125-98	BH-126-98	BH-126-98
Sample ID:	S-10236-060298-TJ-038A	S-10236-060298-TJ-038B	S-10236-060298-TJ-039A	S-10236-060298-TJ-039E	S-10236-060298-TJ-039B	S-10236-060298-TJ-040A	S-10236-060298-TJ-040B
Sample Depth:	(0-3)	(3-6)	(0-3)	(0-3)	(3-6)	(0-3)	(3-6)
Sample Date:	6/2/1998	6/2/1998	6/2/1998	6/2/1998 Duplicate	6/2/1998	6/2/1998	6/2/1998
Parameter	Unit						
Metals							
Aluminum	mg/Kg	-	-	-	-	-	-
Antimony	mg/Kg	-	-	-	-	-	-
Arsenic	mg/Kg	-	-	-	-	-	-
Barium	mg/Kg	-	-	-	-	-	-
Beryllium	mg/Kg	-	-	-	-	-	-
Cadmium	mg/Kg	-	-	-	-	-	-
Calcium	mg/Kg	-	-	-	-	-	-
Chromium	mg/Kg	-	-	-	-	-	-
Cobalt	mg/Kg	-	-	-	-	-	-
Copper	mg/Kg	-	-	-	-	-	-
Iron	mg/Kg	-	-	-	-	-	-
Lead	mg/Kg	-	-	-	-	-	-
Magnesium	mg/Kg	-	-	-	-	-	-
Manganese	mg/Kg	-	-	-	-	-	-
Mercury	mg/Kg	-	-	-	-	-	-
Nickel	mg/Kg	-	-	-	-	-	-
Potassium	mg/Kg	-	-	-	-	-	-
Silver	mg/Kg	-	-	-	-	-	-
Sodium	mg/Kg	-	-	-	-	-	-
Thallium	mg/Kg	-	-	-	-	-	-
Vanadium	mg/Kg	-	-	-	-	-	-
Zinc	mg/Kg	-	-	-	-	-	-
General Chemistry							
Cyanide (total)	mg/Kg	-	-	-	-	-	-
pH Corrosivity	none	-	-	-	-	-	-

Noptes:
 U - Non-detect at associated value.
 J - Estimated.
 - Not analyzed.

**SUMMARY OF ANALYTICAL DETECTIONS
FORMER DISPOSAL AREA
SOIL SAMPLES
TOLEDO, OHIO**

Location:	BH-127-98	BH-127-98	BH-128-98	BH-128-98	BH-129-98	BH-129-98	BH-129-98	
Sample ID:	S-10236-060298-TJ-041A	S-10236-060298-TJ-041B	S-10236-060298-TJ-042A	S-10236-060298-TJ-042B	S-10236-060298-TJ-043A	S-10236-060298-TJ-043B	S-10236-060298-TJ-043E	
Sample Depth:	(0-3)	(3-6)	(0-3)	(3-6)	(0-3)	(3-6)	(6-9)	
Sample Date:	6/2/1998	6/2/1998	6/2/1998	6/2/1998	6/2/1998	6/2/1998	6/2/1998	
Parameter	Unit							
Volatiles								
Acetone	ug/Kg	-	-	-	-	-	-	
Methylene chloride	ug/Kg	-	-	-	-	-	-	
Trichloroethene	ug/Kg	-	-	-	-	-	-	
Semi - Volatiles								
Anthracene	ug/Kg	-	-	-	-	-	-	
Benzo(a)anthracene	ug/Kg	-	-	-	-	-	-	
Benzo(a)pyrene	ug/Kg	-	-	-	-	-	-	
Benzo(b)fluoranthene	ug/Kg	-	-	-	-	-	-	
Benzo(g,h,i)perylene	ug/Kg	-	-	-	-	-	-	
Benzo(k)fluoranthene	ug/Kg	-	-	-	-	-	-	
Chrysene	ug/Kg	-	-	-	-	-	-	
Fluoranthene	ug/Kg	-	-	-	-	-	-	
Indeno(1,2,3-cd)pyrene	ug/Kg	-	-	-	-	-	-	
Phenanthrene	ug/Kg	-	-	-	-	-	-	
Phenol	ug/Kg	-	-	-	-	-	-	
Pyrene	ug/Kg	-	-	-	-	-	-	
PCBs								
Aroclor-1248	ug/Kg	25000	ND (330)	430000	910 J	4600	ND (330)	ND (330)
Aroclor-1254	ug/Kg	ND (16000)	ND (330)	ND (170000)	ND (330)	ND (330)	ND (330)	ND (330)
Total PCBs	ug/Kg	25000	ND (330)	430000	910 J	4600	ND (330)	ND (330)

**SUMMARY OF ANALYTICAL DETECTIONS
FORMER DISPOSAL AREA
SOIL SAMPLES
TOLEDO, OHIO**

Location:	BH-127-98	BH-127-98	BH-128-98	BH-128-98	BH-129-98	BH-129-98	BH-129-98
Sample ID:	S-10236-060298-TJ-041A	S-10236-060298-TJ-041B	S-10236-060298-TJ-042A	S-10236-060298-TJ-042B	S-10236-060298-TJ-043A	S-10236-060298-TJ-043B	S-10236-060298-TJ-043E
Sample Depth:	(0-3)	(3-6)	(0-3)	(3-6)	(0-3)	(3-6)	(6-9)
Sample Date:	6/2/1998	6/2/1998	6/2/1998	6/2/1998	6/2/1998	6/2/1998	6/2/1998
Parameter	Unit						
Metals							
Aluminum	mg/Kg	-	-	-	-	-	-
Antimony	mg/Kg	-	-	-	-	-	-
Arsenic	mg/Kg	-	-	-	-	-	-
Barium	mg/Kg	-	-	-	-	-	-
Beryllium	mg/Kg	-	-	-	-	-	-
Cadmium	mg/Kg	-	-	-	-	-	-
Calcium	mg/Kg	-	-	-	-	-	-
Chromium	mg/Kg	-	-	-	-	-	-
Cobalt	mg/Kg	-	-	-	-	-	-
Copper	mg/Kg	-	-	-	-	-	-
Iron	mg/Kg	-	-	-	-	-	-
Lead	mg/Kg	-	-	-	-	-	-
Magnesium	mg/Kg	-	-	-	-	-	-
Manganese	mg/Kg	-	-	-	-	-	-
Mercury	mg/Kg	-	-	-	-	-	-
Nickel	mg/Kg	-	-	-	-	-	-
Potassium	mg/Kg	-	-	-	-	-	-
Silver	mg/Kg	-	-	-	-	-	-
Sodium	mg/Kg	-	-	-	-	-	-
Thallium	mg/Kg	-	-	-	-	-	-
Vanadium	mg/Kg	-	-	-	-	-	-
Zinc	mg/Kg	-	-	-	-	-	-
General Chemistry							
Cyanide (total)	mg/Kg	-	-	-	-	-	-
pH Corrosivity	none	-	-	-	-	-	-

Noptes:
 U - Non-detect at associated value.
 J - Estimated.
 - Not analyzed.

**SUMMARY OF ANALYTICAL DETECTIONS
FORMER DISPOSAL AREA
SOIL SAMPLES
TOLEDO, OHIO**

Location:	BH-130-98	BH-130-98	BH-131-98	BH-131-98	BH-132-98	BH-132-98	BH-132-98
Sample ID:	S-10236-060298-TJ-044A	S-10236-060298-TJ-044B	S-10236-060298-TJ-045A	S-10236-060298-TJ-045B	S-10236-060298-TJ-046A	S-10236-060298-TJ-046B	S-10236-060298-TJ-046E
Sample Depth:	(0-3)	(3-6)	(0-3)	(3-6)	(0-3)	(3-6)	(3-6)
Sample Date:	6/2/1998	6/2/1998	6/2/1998	6/2/1998	6/2/1998	6/2/1998	6/2/1998 <i>Duplicate</i>
Parameter	Unit						
Volatiles							
Acetone	ug/Kg	-	-	-	-	-	-
Methylene chloride	ug/Kg	-	-	-	-	-	-
Trichloroethene	ug/Kg	-	-	-	-	-	-
Semi - Volatiles							
Anthracene	ug/Kg	-	-	-	-	-	-
Benzo(a)anthracene	ug/Kg	-	-	-	-	-	-
Benzo(a)pyrene	ug/Kg	-	-	-	-	-	-
Benzo(b)fluoranthene	ug/Kg	-	-	-	-	-	-
Benzo(g,h,i)perylene	ug/Kg	-	-	-	-	-	-
Benzo(k)fluoranthene	ug/Kg	-	-	-	-	-	-
Chrysene	ug/Kg	-	-	-	-	-	-
Fluoranthene	ug/Kg	-	-	-	-	-	-
Indeno(1,2,3-cd)pyrene	ug/Kg	-	-	-	-	-	-
Phenanthrene	ug/Kg	-	-	-	-	-	-
Phenol	ug/Kg	-	-	-	-	-	-
Pyrene	ug/Kg	-	-	-	-	-	-
PCBs							
Aroclor-1248	ug/Kg	ND (330)	ND (330)	12000	ND (330)	28000	ND (330)
Aroclor-1254	ug/Kg	ND (330)	ND (330)	ND (1900)	ND (330)	ND (2000)	ND (330)
Total PCBs	ug/Kg	ND (330)	ND (330)	12000	ND (330)	28000	ND (330)

**SUMMARY OF ANALYTICAL DETECTIONS
FORMER DISPOSAL AREA
SOIL SAMPLES
TOLEDO, OHIO**

Location:	BH-130-98	BH-130-98	BH-131-98	BH-131-98	BH-132-98	BH-132-98	BH-132-98
Sample ID:	S-10236-060298-TJ-044A	S-10236-060298-TJ-044B	S-10236-060298-TJ-045A	S-10236-060298-TJ-045B	S-10236-060298-TJ-046A	S-10236-060298-TJ-046B	S-10236-060298-TJ-046E
Sample Depth:	(0-3)	(3-6)	(0-3)	(3-6)	(0-3)	(3-6)	(3-6)
Sample Date:	6/2/1998	6/2/1998	6/2/1998	6/2/1998	6/2/1998	6/2/1998	6/2/1998 <i>Duplicate</i>
Parameter	Unit						
Metals							
Aluminum	mg/Kg	-	-	-	-	-	-
Antimony	mg/Kg	-	-	-	-	-	-
Arsenic	mg/Kg	-	-	-	-	-	-
Barium	mg/Kg	-	-	-	-	-	-
Beryllium	mg/Kg	-	-	-	-	-	-
Cadmium	mg/Kg	-	-	-	-	-	-
Calcium	mg/Kg	-	-	-	-	-	-
Chromium	mg/Kg	-	-	-	-	-	-
Cobalt	mg/Kg	-	-	-	-	-	-
Copper	mg/Kg	-	-	-	-	-	-
Iron	mg/Kg	-	-	-	-	-	-
Lead	mg/Kg	-	-	-	-	-	-
Magnesium	mg/Kg	-	-	-	-	-	-
Manganese	mg/Kg	-	-	-	-	-	-
Mercury	mg/Kg	-	-	-	-	-	-
Nickel	mg/Kg	-	-	-	-	-	-
Potassium	mg/Kg	-	-	-	-	-	-
Silver	mg/Kg	-	-	-	-	-	-
Sodium	mg/Kg	-	-	-	-	-	-
Thallium	mg/Kg	-	-	-	-	-	-
Vanadium	mg/Kg	-	-	-	-	-	-
Zinc	mg/Kg	-	-	-	-	-	-
General Chemistry							
Cyanide (total)	mg/Kg	-	-	-	-	-	-
pH Corrosivity	none	-	-	-	-	-	-

Noptes:
 U - Non-detect at associated value.
 J - Estimated.
 - Not analyzed.

**SUMMARY OF ANALYTICAL DETECTIONS
FORMER DISPOSAL AREA
SOIL SAMPLES
TOLEDO, OHIO**

Location:	BH-133-98	BH-133-98	BH-133-98	BH-134-98	BH-134-98	BH-134-98	BH-135-98
Sample ID:	S-10236-060398-TJ-047A	S-10236-060398-TJ-047B	S-10236-060398-TJ-047C	S-10236-060398-TJ-048A	S-10236-060398-TJ-048B	S-10236-060398-TJ-048E	S-10236-060398-TJ-049A
Sample Depth:	(0-3)	(3-6)	(6-9)	(0-3)	(3-6)	(3-6)	(0-3)
Sample Date:	6/3/1998	6/3/1998	6/3/1998	6/3/1998	6/3/1998	6/3/1998 Duplicate	6/3/1998
Parameter	Unit						
Volatiles							
Acetone	ug/Kg	-	-	-	-	-	-
Methylene chloride	ug/Kg	-	-	-	-	-	-
Trichloroethene	ug/Kg	-	-	-	-	-	-
Semi - Volatiles							
Anthracene	ug/Kg	-	-	-	-	-	-
Benzo(a)anthracene	ug/Kg	-	-	-	-	-	-
Benzo(a)pyrene	ug/Kg	-	-	-	-	-	-
Benzo(b)fluoranthene	ug/Kg	-	-	-	-	-	-
Benzo(g,h,i)perylene	ug/Kg	-	-	-	-	-	-
Benzo(k)fluoranthene	ug/Kg	-	-	-	-	-	-
Chrysene	ug/Kg	-	-	-	-	-	-
Fluoranthene	ug/Kg	-	-	-	-	-	-
Indeno(1,2,3-cd)pyrene	ug/Kg	-	-	-	-	-	-
Phenanthrene	ug/Kg	-	-	-	-	-	-
Phenol	ug/Kg	-	-	-	-	-	-
Pyrene	ug/Kg	-	-	-	-	-	-
PCBs							
Aroclor-1248	ug/Kg	20000	10000	ND (330) UJ	3500	ND (330)	ND (330)
Aroclor-1254	ug/Kg	ND (19000)	ND (1800)	ND (330) UJ	2200	ND (330)	ND (330)
Total PCBs	ug/Kg	200000	10000	ND (330) UJ	5700	ND (330)	ND (330)

**SUMMARY OF ANALYTICAL DETECTIONS
FORMER DISPOSAL AREA
SOIL SAMPLES
TOLEDO, OHIO**

Location:	BH-133-98	BH-133-98	BH-133-98	BH-134-98	BH-134-98	BH-134-98	BH-135-98
Sample ID:	S-10236-060398-TJ-047A	S-10236-060398-TJ-047B	S-10236-060398-TJ-047C	S-10236-060398-TJ-048A	S-10236-060398-TJ-048B	S-10236-060398-TJ-048E	S-10236-060398-TJ-049A
Sample Depth:	(0-3)	(3-6)	(6-9)	(0-3)	(3-6)	(3-6)	(0-3)
Sample Date:	6/3/1998	6/3/1998	6/3/1998	6/3/1998	6/3/1998	6/3/1998 Duplicate	6/3/1998
Parameter	Unit						
Metals							
Aluminum	mg/Kg	-	-	-	-	-	-
Antimony	mg/Kg	-	-	-	-	-	-
Arsenic	mg/Kg	-	-	-	-	-	-
Barium	mg/Kg	-	-	-	-	-	-
Beryllium	mg/Kg	-	-	-	-	-	-
Cadmium	mg/Kg	-	-	-	-	-	-
Calcium	mg/Kg	-	-	-	-	-	-
Chromium	mg/Kg	-	-	-	-	-	-
Cobalt	mg/Kg	-	-	-	-	-	-
Copper	mg/Kg	-	-	-	-	-	-
Iron	mg/Kg	-	-	-	-	-	-
Lead	mg/Kg	-	-	-	-	-	-
Magnesium	mg/Kg	-	-	-	-	-	-
Manganese	mg/Kg	-	-	-	-	-	-
Mercury	mg/Kg	-	-	-	-	-	-
Nickel	mg/Kg	-	-	-	-	-	-
Potassium	mg/Kg	-	-	-	-	-	-
Silver	mg/Kg	-	-	-	-	-	-
Sodium	mg/Kg	-	-	-	-	-	-
Thallium	mg/Kg	-	-	-	-	-	-
Vanadium	mg/Kg	-	-	-	-	-	-
Zinc	mg/Kg	-	-	-	-	-	-
General Chemistry							
Cyanide (total)	mg/Kg	-	-	-	-	-	-
pH Corrosivity	none	-	-	-	-	-	-

Noptes:
 U - Non-detect at associated value.
 J - Estimated.
 - Not analyzed.

**SUMMARY OF ANALYTICAL DETECTIONS
FORMER DISPOSAL AREA
SOIL SAMPLES
TOLEDO, OHIO**

Location:	BH-135-98	BH-136-98	BH-136-98	BH-137-98	BH-137-98	BH-137-98	BH-138A-98
Sample ID:	S-10236-060398-TJ-049B	S-10236-060398-TJ-050A	S-10236-060398-TJ-050B	S-10236-060398-TJ-051A	S-10236-060398-TJ-051B	S-10236-060398-TJ-051E	S-10236-060398-TJ-052A
Sample Depth:	(3-6)	(0-3)	(3-6)	(0-3)	(3-6)	(6-9)	(0-3)
Sample Date:	6/3/1998	6/3/1998	6/3/1998	6/3/1998	6/3/1998	6/3/1998	6/3/1998
Parameter	Unit						
Volatiles							
Acetone	ug/Kg	-	-	-	-	-	-
Methylene chloride	ug/Kg	-	-	-	-	-	-
Trichloroethene	ug/Kg	-	-	-	-	-	-
Semi - Volatiles							
Anthracene	ug/Kg	-	-	-	-	-	-
Benzo(a)anthracene	ug/Kg	-	-	-	-	-	-
Benzo(a)pyrene	ug/Kg	-	-	-	-	-	-
Benzo(b)fluoranthene	ug/Kg	-	-	-	-	-	-
Benzo(g,h,i)perylene	ug/Kg	-	-	-	-	-	-
Benzo(k)fluoranthene	ug/Kg	-	-	-	-	-	-
Chrysene	ug/Kg	-	-	-	-	-	-
Fluoranthene	ug/Kg	-	-	-	-	-	-
Indeno(1,2,3-cd)pyrene	ug/Kg	-	-	-	-	-	-
Phenanthrene	ug/Kg	-	-	-	-	-	-
Phenol	ug/Kg	-	-	-	-	-	-
Pyrene	ug/Kg	-	-	-	-	-	-
PCBs							
Aroclor-1248	ug/Kg	ND (330)	ND (330)	ND (330)	ND (330)	ND (330)	ND (330)
Aroclor-1254	ug/Kg	ND (330)	ND (330)	ND (330)	ND (330)	ND (330)	ND (330)
Total PCBs	ug/Kg	ND (330)	ND (330)	ND (330)	ND (330)	ND (330)	ND (330)

**SUMMARY OF ANALYTICAL DETECTIONS
FORMER DISPOSAL AREA
SOIL SAMPLES
TOLEDO, OHIO**

Location:	BH-135-98	BH-136-98	BH-136-98	BH-137-98	BH-137-98	BH-137-98	BH-138A-98
Sample ID:	S-10236-060398-TJ-049B	S-10236-060398-TJ-050A	S-10236-060398-TJ-050B	S-10236-060398-TJ-051A	S-10236-060398-TJ-051B	S-10236-060398-TJ-051E	S-10236-060398-TJ-052A
Sample Depth:	(3-6)	(0-3)	(3-6)	(0-3)	(3-6)	(6-9)	(0-3)
Sample Date:	6/3/1998	6/3/1998	6/3/1998	6/3/1998	6/3/1998	6/3/1998	6/3/1998
Parameter	Unit						
Metals							
Aluminum	mg/Kg	-	-	-	-	-	-
Antimony	mg/Kg	-	-	-	-	-	-
Arsenic	mg/Kg	-	-	-	-	-	-
Barium	mg/Kg	-	-	-	-	-	-
Beryllium	mg/Kg	-	-	-	-	-	-
Cadmium	mg/Kg	-	-	-	-	-	-
Calcium	mg/Kg	-	-	-	-	-	-
Chromium	mg/Kg	-	-	-	-	-	-
Cobalt	mg/Kg	-	-	-	-	-	-
Copper	mg/Kg	-	-	-	-	-	-
Iron	mg/Kg	-	-	-	-	-	-
Lead	mg/Kg	-	-	-	-	-	-
Magnesium	mg/Kg	-	-	-	-	-	-
Manganese	mg/Kg	-	-	-	-	-	-
Mercury	mg/Kg	-	-	-	-	-	-
Nickel	mg/Kg	-	-	-	-	-	-
Potassium	mg/Kg	-	-	-	-	-	-
Silver	mg/Kg	-	-	-	-	-	-
Sodium	mg/Kg	-	-	-	-	-	-
Thallium	mg/Kg	-	-	-	-	-	-
Vanadium	mg/Kg	-	-	-	-	-	-
Zinc	mg/Kg	-	-	-	-	-	-
General Chemistry							
Cyanide (total)	mg/Kg	-	-	-	-	-	-
pH Corrosivity	none	-	-	-	-	-	-

Noptes:
 U - Non-detect at associated value.
 J - Estimated.
 - Not analyzed.

**SUMMARY OF ANALYTICAL DETECTIONS
FORMER DISPOSAL AREA
SOIL SAMPLES
TOLEDO, OHIO**

Location:	BH-138A-98	BH-139-98	BH-139-98	BH-139-98	BH238-00	MW-101-98	MW-102-98
Sample ID:	S-10236-060398-TJ-052B	S-10236-060398-TJ-053A	S-10236-060398-TJ-053E	S-10236-060398-TJ-053B	S-12609-060100-DEN-05	S-10236-010598-FCE-003	S-10236-010998-FCE-008
Sample Depth:	(3-6)	(0-3)	(0-3)	(3-6)		(4-6)	(0.2-4)
Sample Date:	6/3/1998	6/3/1998	6/3/1998	6/3/1998	6/1/2000	1/5/1998	1/9/1998
Parameter	Unit						
Volatiles							
Acetone	ug/Kg	-	-	-	-	ND (100)	ND (100)
Methylene chloride	ug/Kg	-	-	-	-	ND (10)	14 U
Trichloroethene	ug/Kg	-	-	-	-	ND (10)	16
Semi - Volatiles							
Anthracene	ug/Kg	-	-	-	-	ND (400)	ND (1500)
Benzo(a)anthracene	ug/Kg	-	-	-	-	ND (400)	ND (1500)
Benzo(a)pyrene	ug/Kg	-	-	-	-	ND (400)	ND (1500)
Benzo(b)fluoranthene	ug/Kg	-	-	-	-	ND (400)	1500
Benzo(g,h,i)perylene	ug/Kg	-	-	-	-	ND (400)	ND (1500)
Benzo(k)fluoranthene	ug/Kg	-	-	-	-	ND (400)	ND (1500)
Chrysene	ug/Kg	-	-	-	-	ND (400)	1800
Fluoranthene	ug/Kg	-	-	-	-	ND (400)	ND (1500)
Indeno(1,2,3-cd)pyrene	ug/Kg	-	-	-	-	ND (400)	ND (1500)
Phenanthrene	ug/Kg	-	-	-	-	ND (400)	ND (1500)
Phenol	ug/Kg	-	-	-	-	ND (400)	ND (1500)
Pyrene	ug/Kg	-	-	-	-	ND (400)	2500
PCBs							
Aroclor-1248	ug/Kg	ND (330)	110000	22000	ND (330)	71	ND (330)
Aroclor-1254	ug/Kg	ND (330)	ND (18000)	ND (1800)	ND (330)	ND (36)	ND (330)
Total PCBs	ug/Kg	ND (330)	110000	22000	ND (330)	-	ND (330)
							5900000
							5900000
							5900000

**SUMMARY OF ANALYTICAL DETECTIONS
FORMER DISPOSAL AREA
SOIL SAMPLES
TOLEDO, OHIO**

Location:	BH-138A-98	BH-139-98	BH-139-98	BH-139-98	BH238-00	MW-101-98	MW-102-98
Sample ID:	S-10236-060398-TJ-052B	S-10236-060398-TJ-053A	S-10236-060398-TJ-053E	S-10236-060398-TJ-053B	S-12609-060100-DEN-05	S-10236-010598-FCE-003	S-10236-010998-FCE-008
Sample Depth:	(3-6)	(0-3)	(0-3)	(3-6)		(4-6)	(0.2-4)
Sample Date:	6/3/1998	6/3/1998	6/3/1998	6/3/1998	6/1/2000	1/5/1998	1/9/1998
Parameter	Unit						
Metals							
Aluminum	mg/Kg	-	-	-	-	2700	20000 J
Antimony	mg/Kg	-	-	-	-	R	6.5 J
Arsenic	mg/Kg	-	-	-	-	2.2 J	4.7 J
Barium	mg/Kg	-	-	-	-	47 J	490 J
Beryllium	mg/Kg	-	-	-	-	0.31 J	0.64
Cadmium	mg/Kg	-	-	-	-	0.43	43
Calcium	mg/Kg	-	-	-	-	3000 J	20000 J
Chromium	mg/Kg	-	-	-	-	4	450
Cobalt	mg/Kg	-	-	-	-	2.6 J	30
Copper	mg/Kg	-	-	-	-	7.6 J	910
Iron	mg/Kg	-	-	-	-	3300	300000
Lead	mg/Kg	-	-	-	-	7.4	970 J
Magnesium	mg/Kg	-	-	-	-	670 J	5700 J
Manganese	mg/Kg	-	-	-	-	100	3600
Mercury	mg/Kg	-	-	-	-	ND (0.1)	0.22
Nickel	mg/Kg	-	-	-	-	3.9	340
Potassium	mg/Kg	-	-	-	-	110	580 J
Silver	mg/Kg	-	-	-	-	ND (0.5) UJ	2.3 J
Sodium	mg/Kg	-	-	-	-	19	510 J
Thallium	mg/Kg	-	-	-	-	ND (0.5)	8.5
Vanadium	mg/Kg	-	-	-	-	6.2	41 J
Zinc	mg/Kg	-	-	-	-	52 J	1400
General Chemistry							
Cyanide (total)	mg/Kg	-	-	-	-	ND (0.2)	0.77
pH Corrosivity	none	-	-	-	9.0	-	-

Noptes:
 U - Non-detect at associated value.
 J - Estimated.
 - Not analyzed.

**SUMMARY OF ANALYTICAL DETECTIONS
FORMER DISPOSAL AREA
SOIL SAMPLES
TOLEDO, OHIO**

<i>Location:</i>	<i>MW-103-98</i>	<i>MW-117-99</i>	<i>MW-117-99</i>
<i>Sample ID:</i>	<i>S-10236-010998-FCE-009</i>	<i>S-12609-081999-DN-19</i>	<i>S-12609-081999-DN-20</i>
<i>Sample Depth:</i>	<i>(0-2.5)</i>	<i>(6-8)</i>	<i>(8-10)</i>
<i>Sample Date:</i>	<i>1/9/1998</i>	<i>8/19/1999</i>	<i>8/19/1999</i>
Parameter	Unit		
Volatiles			
Acetone	ug/Kg	ND (100)	-
Methylene chloride	ug/Kg	11 U	-
Trichloroethene	ug/Kg	ND (10)	-
Semi - Volatiles			
Anthracene	ug/Kg	ND (1400)	ND (410)
Benzo(a)anthracene	ug/Kg	2300	ND (410)
Benzo(a)pyrene	ug/Kg	2700	ND (410)
Benzo(b)fluoranthene	ug/Kg	3500	ND (410)
Benzo(g,h,i)perylene	ug/Kg	2100	ND (410)
Benzo(k)fluoranthene	ug/Kg	ND (1400)	ND (410)
Chrysene	ug/Kg	2900	ND (410)
Fluoranthene	ug/Kg	3600	ND (410)
Indeno(1,2,3-cd)pyrene	ug/Kg	1400	ND (410)
Phenanthrene	ug/Kg	ND (1400)	ND (410)
Phenol	ug/Kg	ND (1400)	-
Pyrene	ug/Kg	3400	ND (410)
PCBs			
Aroclor-1248	ug/Kg	7000	ND (41)
Aroclor-1254	ug/Kg	3600	ND (41)
Total PCBs	ug/Kg	10600	-

**SUMMARY OF ANALYTICAL DETECTIONS
FORMER DISPOSAL AREA
SOIL SAMPLES
TOLEDO, OHIO**

<i>Location:</i>	<i>MW-103-98</i>	<i>MW-117-99</i>	<i>MW-117-99</i>
<i>Sample ID:</i>	<i>S-10236-010998-FCE-009</i>	<i>S-12609-081999-DN-19</i>	<i>S-12609-081999-DN-20</i>
<i>Sample Depth:</i>	<i>(0-2.5)</i>	<i>(6-8)</i>	<i>(8-10)</i>
<i>Sample Date:</i>	<i>1/9/1998</i>	<i>8/19/1999</i>	<i>8/19/1999</i>
Parameter	Unit		
Metals			
Aluminum	mg/Kg	60000 J	-
Antimony	mg/Kg	8.6 J	-
Arsenic	mg/Kg	2.5 J	-
Barium	mg/Kg	140 J	-
Beryllium	mg/Kg	ND (0.3)	-
Cadmium	mg/Kg	18	-
Calcium	mg/Kg	8300 J	-
Chromium	mg/Kg	210	-
Cobalt	mg/Kg	22	-
Copper	mg/Kg	2700	-
Iron	mg/Kg	100000	-
Lead	mg/Kg	340 J	-
Magnesium	mg/Kg	3100 J	-
Manganese	mg/Kg	2800	-
Mercury	mg/Kg	ND (0.1)	-
Nickel	mg/Kg	180	-
Potassium	mg/Kg	320 J	-
Silver	mg/Kg	4.5 J	-
Sodium	mg/Kg	160 J	-
Thallium	mg/Kg	6.2	-
Vanadium	mg/Kg	28 J	-
Zinc	mg/Kg	2300	-
General Chemistry			
Cyanide (total)	mg/Kg	0.24	-
pH Corrosivity	none	-	-

Noptes:

U - Non-detect at associated value.

J - Estimated.

- Not analyzed.

**SUMMARY OF ANALYTICAL DETECTIONS
FORMER DISPOSAL AREA
GROUNDWATER SAMPLES
TOLEDO, OHIO**

Sample ID:	MW-1	MW-1	MW-1	MW-1	MW-101-98	MW-101-98	
Sample Date:	8/27/1997	GW-10236-021798-SM-011 2/17/1998	W-12609-111999-DEN-03 11/19/1999	W-12609-021000-DEN-06 2/10/2000	GW-10236-021698-SM-004 2/16/1998	W-12609-111899-DEN-01 11/18/1999	
Parameter	Unit						
Volatiles							
1,1-Dichloroethane	ug/L	-	ND (1.0)	0.13 J	ND (5.0)	ND (2.0)	ND (8.3)
1,1-Dichloroethene	ug/L	-	ND (1.0)	0.13 J	ND (5.0)	ND (2.0)	1.2 J
1,2-Dichloroethene (total)	ug/L	-	18	-	-	96	-
1,2-Dichloropropane	ug/L	-	ND (1.0)	ND (1.0)	ND (5.0)	6.3	19
Acetone	ug/L	-	ND (100)	ND (10)	-	ND (100)	ND (83) U
Benzene	ug/L	-	ND (5.0)	ND (1.0)	ND (5.0)	ND (10)	ND (8.3)
Carbon disulfide	ug/L	-	ND (50)	ND (1.0)	-	ND (50)	ND (8.3)
Chlorobenzene	ug/L	-	ND (1.0)	ND (1.0)	ND (5.0)	ND (2.0)	ND (8.3)
Chloroform	ug/L	-	ND (1.0)	ND (1.0)	ND (5.0)	ND (2.0)	ND (8.3)
cis-1,2-Dichloroethene	ug/L	-	-	16	-	-	280
Methylene chloride	ug/L	-	ND (5.0)	ND (1.0)	ND (10)	ND (10)	ND (8.3)
trans-1,2-Dichloroethene	ug/L	-	-	0.26 J	ND (2.5)	-	3.3 J
Trichloroethene	ug/L	-	9.2	6.8	3.9 J	69	180
Vinyl chloride	ug/L	-	ND (1.0)	0.30 J	ND (10)	12	26
Semi - Volatiles							
bis(2-Ethylhexyl)phthalate	ug/L	-	18	-	-	ND (10)	ND (10)
PCBs							
Aroclor-1248	ug/L	ND (0.50)	ND (0.20)	ND (1.0)	-	ND (0.20)	ND (1.0)
Pesticides							
4,4-DDD	ug/L	-	ND (0.020)	-	-	ND (0.020)	-
Metals							
Arsenic	mg/L	-	ND (0.005)	-	-	ND (0.005)	ND (0.010)
Barium	mg/L	-	ND (0.2)	-	-	ND (0.2)	0.2
Calcium (Dissolved)	mg/L	-	110	-	-	-	-
Calcium	mg/L	-	110	-	-	150	149
Chromium	mg/L	-	ND (0.05)	-	-	ND (0.05)	ND (0.010)
Copper	mg/L	-	ND (0.025)	-	-	ND (0.025)	ND (0.025)
Iron (Dissolved)	mg/L	-	0.89	-	-	-	-
Iron	mg/L	-	ND (0.1)	-	-	ND (0.1)	ND (0.10) U
Lead	mg/L	-	ND (0.003)	-	-	ND (0.003)	ND (0.0030)
Magnesium (Dissolved)	mg/L	-	94	-	-	-	-
Magnesium	mg/L	-	94	-	-	39	38.6
Manganese (Dissolved)	mg/L	-	1.2	-	-	-	-
Manganese	mg/L	-	1.2	-	-	0.13	1.3
Mercury (Dissolved)	mg/L	-	0.00068	-	-	-	-
Mercury	mg/L	-	0.00068	-	-	0.0005	ND (0.00020)
Potassium (Dissolved)	mg/L	-	20	-	-	-	-
Potassium	mg/L	-	20	-	-	1.6	ND (5.0)
Selenium	mg/L	-	ND (0.005)	-	-	ND (0.005)	ND (0.0050)
Sodium (Dissolved)	mg/L	-	62	-	-	17	-
Sodium	mg/L	-	62	-	-	17	20.9
Zinc (Dissolved)	mg/L	-	0.02	-	-	-	-
Zinc	mg/L	-	0.02	-	-	ND (0.02)	ND (0.050)

**SUMMARY OF ANALYTICAL DETECTIONS
FORMER DISPOSAL AREA
GROUNDWATER SAMPLES**

TOLEDO, OHIO

Location:	MW-1	MW-1	MW-1	MW-1	MW-101-98	MW-101-98
Sample ID:		GW-10236-021798-SM-011	W-12609-111999-DEN-03	W-12609-021000-DEN-06	GW-10236-021698-SM-004	W-12609-111899-DEN-01
Sample Date:	8/27/1997	2/17/1998	11/19/1999	2/10/2000	2/16/1998	11/18/1999
Parameter	Unit					
General Chemistry						
Alkalinity (Filtered)	mg/L	-	-	-	-	-
Alkalinity, Total (As CaCO ₃)	mg/L	-	-	-	-	410
Chemical Oxygen Demand (COD)	mg/L	-	-	-	-	-
Chloride	mg/L	-	-	-	-	7.0
Sulfate	mg/L	-	-	-	-	115
Total Organic Carbon (TOC)	mg/L	-	-	-	11	-
Total Suspended Solids (TSS)	mg/L	-	-	-	-	-
Volatile Suspended Solids	mg/L	-	-	-	-	-

Notes:
 U - Non-detect at associated value.
 J - Estimated.
 - Not analyzed.

**SUMMARY OF ANALYTICAL DETECTIONS
FORMER DISPOSAL AREA
GROUNDWATER SAMPLES
TOLEDO, OHIO**

Location:	MW-101-98	MW-102-98	MW-103-98	MW-103-98	MW-117-99
Sample ID:	W-12609-021000-DEN-03	GW-10236-021698-SM-002	GW-10236-021698-SM-003	W-12609-111999-DEN-04	W-12609-091599-DN-15
Sample Date:	2/10/2000	2/16/1998	2/16/1998	11/19/1999	9/15/1999
Parameter	Unit				
Volatiles					
1,1-Dichloroethane	ug/L	ND (7.1)	ND (25)	ND (1.0)	0.12 J
1,1-Dichloroethene	ug/L	ND (7.1)	ND (25)	ND (1.0)	ND (1.0)
1,2-Dichloroethene (total)	ug/L	-	1200	2.3	-
1,2-Dichloropropane	ug/L	14	ND (25)	ND (1.0)	ND (1.0)
Acetone	ug/L	-	ND (250)	ND (100)	ND (13) U
Benzene	ug/L	ND (7.1)	ND (120)	ND (5.0)	0.16 J
Carbon disulfide	ug/L	-	ND (120)	ND (50)	5.3
Chlorobenzene	ug/L	ND (7.1)	ND (25)	2.2	1.1
Chloroform	ug/L	ND (7.1)	ND (25)	ND (1.0)	ND (1.0) U
cis-1,2-Dichloroethene	ug/L	-	-	-	0.22 J
Methylene chloride	ug/L	ND (14)	ND (120)	ND (5.0)	ND (1.0)
trans-1,2-Dichloroethene	ug/L	3.5 J	-	-	ND (0.50)
Trichloroethene	ug/L	160	67	1.6	0.37 J
Vinyl chloride	ug/L	25	110	ND (1.0)	0.20 J
Semi - Volatiles					
bis(2-Ethylhexyl)phthalate	ug/L	13	ND (10)	ND (10)	-
PCBs					
Aroclor-1248	ug/L	ND (1.0)	21	1.1	-
Pesticides					
4,4-DDD	ug/L	ND (0.050)	0.073	ND (0.020)	-
Metals					
Arsenic	mg/L	0.011	ND (0.005)	0.0052	-
Barium	mg/L	0.24	ND (0.2)	ND (0.2)	-
Calcium (Dissolved)	mg/L	-	-	-	-
Calcium	mg/L	-	100	73	-
Chromium	mg/L	0.016	ND (0.05)	ND (0.05)	-
Copper	mg/L	-	ND (0.025)	ND (0.025)	-
Iron (Dissolved)	mg/L	0.24	-	-	-
Iron	mg/L	14.2	ND (0.1)	0.82	-
Lead	mg/L	0.0067	ND (0.003)	ND (0.003)	-
Magnesium (Dissolved)	mg/L	-	-	-	-
Magnesium	mg/L	-	50	27	-
Manganese (Dissolved)	mg/L	-	-	-	-
Manganese	mg/L	-	0.67	2.1	-
Mercury (Dissolved)	mg/L	ND (0.00020)	-	-	-
Mercury	mg/L	ND (0.00020)	0.00036	0.00045	-
Potassium (Dissolved)	mg/L	-	-	-	-
Potassium	mg/L	-	4.1	5.8	-
Selenium	mg/L	ND (0.0050)	ND (0.005)	ND (0.005)	-
Sodium (Dissolved)	mg/L	-	-	-	-
Sodium	mg/L	-	210	160	-
Zinc (Dissolved)	mg/L	-	-	-	-
Zinc	mg/L	-	ND (0.02)	ND (0.02)	-

**SUMMARY OF ANALYTICAL DETECTIONS
FORMER DISPOSAL AREA
GROUNDWATER SAMPLES
TOLEDO, OHIO**

<i>Location:</i>	<i>MW-101-98</i>	<i>MW-102-98</i>	<i>MW-103-98</i>	<i>MW-103-98</i>	<i>MW-117-99</i>
<i>Sample ID:</i>	<i>W-12609-021000-DEN-03</i>	<i>GW-10236-021698-SM-002</i>	<i>GW-10236-021698-SM-003</i>	<i>W-12609-111999-DEN-04</i>	<i>W-12609-091599-DN-15</i>
<i>Sample Date:</i>	<i>2/10/2000</i>	<i>2/16/1998</i>	<i>2/16/1998</i>	<i>11/19/1999</i>	<i>9/15/1999</i>
<i>Parameter</i>	<i>Unit</i>				
General Chemistry					
Alkalinity (Filtered)	mg/L	450	-	-	-
Alkalinity, Total (As CaCO ₃)	mg/L	-	-	-	-
Chemical Oxygen Demand (COD)	mg/L	17	-	-	-
Chloride	mg/L	-	-	-	-
Sulfate	mg/L	-	-	-	-
Total Organic Carbon (TOC)	mg/L	5	-	-	-
Total Suspended Solids (TSS)	mg/L	500	-	-	-
Volatile Suspended Solids	mg/L	42 J	-	-	-

Notes:

U - Non-detect at associated value.

J - Estimated.

- Not analyzed.

**SUMMARY OF ANALYTICAL DETECTIONS
FORMER DISPOSAL AREA
GROUNDWATER SAMPLES
TOLEDO, OHIO**

<i>Location:</i>	<i>MW-117-99</i>	
<i>Sample ID:</i>	<i>W-12609-091599-DN-16</i>	
<i>Sample Date:</i>	<i>9/15/1999</i>	
<i>Parameter</i>	<i>Unit</i>	<i>Duplicate</i>
Volatiles		
1,1-Dichloroethane	ug/L	-
1,1-Dichloroethene	ug/L	-
1,2-Dichloroethene (total)	ug/L	-
1,2-Dichloropropane	ug/L	-
Acetone	ug/L	-
Benzene	ug/L	-
Carbon disulfide	ug/L	-
Chlorobenzene	ug/L	-
Chloroform	ug/L	-
cis-1,2-Dichloroethene	ug/L	-
Methylene chloride	ug/L	-
trans-1,2-Dichloroethene	ug/L	-
Trichloroethene	ug/L	-
Vinyl chloride	ug/L	-
Semi - Volatiles		
bis(2-Ethylhexyl)phthalate	ug/L	-
PCBs		
Aroclor-1248	ug/L	ND (1.0)
Pesticides		
4,4-DDD	ug/L	-
Metals		
Arsenic	mg/L	-
Barium	mg/L	-
Calcium (Dissolved)	mg/L	-
Calcium	mg/L	-
Chromium	mg/L	ND (0.010)
Copper	mg/L	-
Iron (Dissolved)	mg/L	-
Iron	mg/L	-
Lead	mg/L	-
Magnesium (Dissolved)	mg/L	-
Magnesium	mg/L	-
Manganese (Dissolved)	mg/L	-
Manganese	mg/L	-
Mercury (Dissolved)	mg/L	-
Mercury	mg/L	-
Potassium (Dissolved)	mg/L	-
Potassium	mg/L	-
Selenium	mg/L	-
Sodium (Dissolved)	mg/L	-
Sodium	mg/L	-
Zinc (Dissolved)	mg/L	-
Zinc	mg/L	-

**SUMMARY OF ANALYTICAL DETECTIONS
FORMER DISPOSAL AREA
GROUNDWATER SAMPLES**

TOLEDO, OHIO

Location:	MW-117-99	
Sample ID:	W-12609-091599-DN-16	
Sample Date:	9/15/1999	
	Duplicate	
Parameter	Unit	
General Chemistry		
Alkalinity (Filtered)	mg/L	-
Alkalinity, Total (As CaCO ₃)	mg/L	-
Chemical Oxygen Demand (COD)	mg/L	-
Chloride	mg/L	-
Sulfate	mg/L	-
Total Organic Carbon (TOC)	mg/L	-
Total Suspended Solids (TSS)	mg/L	-
Volatile Suspended Solids	mg/L	-

Notes:
 U - Non-detect at associated value.
 J - Estimated.
 - Not analyzed.

**SUMMARY OF ANALYTICAL DETECTIONS
FORMER DISPOSAL AREA
LEACHATE SAMPLES
TOLEDO, OHIO**

Location: *LCH-1-98*
Sample ID: *SW-10236-030598-MP-009*
Sample Date: *3/5/1998*

Parameter	Unit	
Volatiles		
1,2-Dichloroethene (total)	ug/L	2.2
Vinyl chloride	ug/L	8.5
Metals		
Aluminum	mg/L	1 J
Arsenic	mg/L	0.0064
Cadmium	mg/L	0.00079
Calcium	mg/L	110
Iron	mg/L	7
Lead	mg/L	0.039
Magnesium	mg/L	55
Manganese	mg/L	2.1
Potassium	mg/L	4.1
Sodium	mg/L	150
Zinc	mg/L	0.071

Notes:

J - Estimated.

TABLE 3.7.1

**SUMMARY OF SAMPLE DEPTHS AND PARAMETERS
AREA SOUTH OF SILVER CREEK / AREA WEST OF FDA
GENERAL MOTORS POWERTRAIN
TOLEDO, OHIO**

Sample Matrix	Sample Location	Sample Depth (ft BGS)	PCBs	General Chemistry	VOCs	SVOCs	Metals
Soil							
	TP-A1-00	1 - 2	x		x		
	TP-B2-00	1 - 2 ⁽¹⁾	x				
	BH-106-98	1.5 - 2.3	x	x	x	x	x
	BH-107-98	0 - 2.5	x	x	x	x	x
	BH-108-98	8 - 9.3	x	x	x	x	x
	BH235-00	0 - 2	x				
		2 - 4	x				
		4 - 6	x				
		6 - 8	x				
		8 - 10	x				
	BH236-00	0 - 2	x				
		2 - 4 ⁽¹⁾	x				
		3.5 - 5.5	x				
		8 - 10	x				
	BH237-00	0 - 2	x				
		2 - 4	x				
		4 - 6	x				
		6 - 8	x				
	BH243-00	0 - 4	x				
	BH244-00	0 - 4	x				
	BH245-00	0 - 4	x				
	BH246-00	0 - 4	x				
	BH247-00	0 - 4 ⁽¹⁾	x				
	TP-C3-00	0 - 4 ⁽¹⁾	x				
	Group 1 (Comp)	(1)				x	x
	Group 10 (Comp)					x	x
	Group 11 (Comp)					x	x
	Group 12 (Comp)					x	x
	Group 2 (Comp)	(1)				x	x
	Group 3 (Comp)					x	x
	Group 4 (Comp)					x	x
	Group 5 (Comp)					x	x
	Group 6 (Comp)					x	x
	Group 7 (Comp)					x	x
	Group 8 (Comp)					x	x
	Group 9 (Comp)					x	x
	TP-D5-00	0 - 4	x		x	x	
	TP-D6-00	0 - 4	x				
	TP-E1-00	1 - 2 ⁽¹⁾	x				
	TP-E2-00	0 - 4	x				

TABLE 3.7.1

**SUMMARY OF SAMPLE DEPTHS AND PARAMETERS
AREA SOUTH OF SILVER CREEK / AREA WEST OF FDA
GENERAL MOTORS POWERTRAIN
TOLEDO, OHIO**

<i>Sample Matrix</i>	<i>Sample Location</i>	<i>Sample Depth (ft BGS)</i>	<i>PCBs</i>	<i>General Chemistry</i>	<i>VOCs</i>	<i>SVOCs</i>	<i>Metals</i>
	TP-E5-00	0 - 4	x				
	TP-E6-00	0 - 4	x				
	TP-F1-00	1 - 2 ⁽¹⁾	x				
	TP-F2-00	1 - 2	x		x		
	TP-G1-00	2 - 3	x				
	TP-G2-00	0 - 4	x				
	TP-H1-00	0 - 4	x				
	TP-H2-00	1 - 2	x				
	HA-C1-00	0 - 1	x				
	HA-C2-00	0 - 1	x				
		3 - 4	x				
	HA-D1-00	0 - 1	x				
		3 - 4	x				
	HA-D2-00	0 - 1	x				
		3 - 4	x				
	HA-D3-00	0 - 1	x				
		3 - 4	x				
	HA-D4-00	0 - 1	x				
		3 - 4	x				
	HA-E3-00	0 - 1	x				
		3 - 4	x				
	HA-E4-00	0 - 1	x				
		3 - 4	x				
	HA-F3-00	0 - 1	x				
		3 - 4	x				
	HA-F4-00	0 - 1	x				
		3 - 4	x				
	HA-F5-00	0 - 1	x				
	HA-F6-00	0 - 1 ⁽¹⁾	x				
		3 - 4 ⁽¹⁾	x				
	TP-I1-00	1 - 2	x				
	TP-I2-00	0 - 4	x		x		
	TP-I3-00	1 - 2 ⁽¹⁾	x				
	TP-J1-00	2 - 3	x				x
	TP-J2-00	1 - 2	x				x
	TP-J3-00	0 - 4	x				x
	TP-K1-00	0 - 4	x				x
	TP-K2-00	0 - 4	x				x
	TP-K3-00	0 - 4	x		x		x
	TP-K4-00	0 - 4	x				x
	TP-L1-00	0 - 5	x				
	TP-L2-00	0 - 4	x				

TABLE 3.7.1

**SUMMARY OF SAMPLE DEPTHS AND PARAMETERS
AREA SOUTH OF SILVER CREEK / AREA WEST OF FDA
GENERAL MOTORS POWERTRAIN
TOLEDO, OHIO**

Sample Matrix	Sample Location	Sample Depth (ft BGS)	PCBs	General Chemistry	VOCs	SVOCs	Metals
	TP-L3-00	0 - 4	x				
	TP-L4-00	0 - 5	x				
	TP-M1-00	0 - 4	x				
	TP-M2-00	0 - 4	x		x		
	TP-M3-00	0 - 4	x				
	TP-M4-00	0 - 4	x				
	TP-N1-00	1 - 2	x				
	TP-N2-00	0 - 4	x				
	TP-N3-00	0 - 4 ⁽¹⁾	x				
	TP-N4-00	0 - 4				x	x
	TP-N5-00	0 - 4	x				
	TP-O1-00	2 - 3	x				
	TP-O2-00	2 - 3	x				
	TP-O3-00	0 - 4	x				
	TP-O4-00	0 - 4	x		x	x	
	TP-O5-00	0 - 4	x				
	TP-P1-00	2 - 3	x				
	TP-P2-00	3 - 4	x		x	x	
	TP-P3-00	0 - 5 ⁽¹⁾	x				
	TP-P4-00	0 - 5	x				
	TP-P5-00	0 - 3	x				
	TP-P6-00	0 - 4	x				
	TP-Q1-00	0 - 5	x				
	TP-Q2-00	2 - 3	x				
	TP-Q3-00	3 - 4	x				
	TP-Q4-00	3 - 4	x		x	x	
	TP-Q5-00	3 - 4	x				
	TP-Q6-00	0 - 4 ⁽¹⁾	x				
	TP-R1-00	1 - 2	x				
	TP-R2-00	0 - 3	x				
	TP-R3-00	0 - 4 ⁽¹⁾	x		x	x	
	TP-R4-00	0 - 4	x				
	TP-R6-00	0 - 4	x				
	TP-S1-00	1 - 2	x				
	S-1	0 - 0.5	x	x	x		x
	TP-S2-00	0 - 3	x				
	S-2	0 - 0.5	x	x	x		x
	TP-S3-00	0 - 4	x				
	S-3	0 - 0.5 ⁽¹⁾	x	x	x		x
	TP-S4-00	0 - 4	x				
	TP-S5-00	2 - 3	x				
	TP-S6-00	0 - 5 ⁽¹⁾	x				

TABLE 3.7.1

**SUMMARY OF SAMPLE DEPTHS AND PARAMETERS
AREA SOUTH OF SILVER CREEK / AREA WEST OF FDA
GENERAL MOTORS POWERTRAIN
TOLEDO, OHIO**

<i>Sample Matrix</i>	<i>Sample Location</i>	<i>Sample Depth (ft BGS)</i>	<i>PCBs</i>	<i>General Chemistry</i>	<i>VOCs</i>	<i>SVOCs</i>	<i>Metals</i>
	TP-S7-00	0 - 3	x				
	TP-T1-00	0 - 3	x				
	TP-T2-00	0 - 5	x				
	TP-T3-00	0 - 5	x				
	TP-T4-00	0 - 5	x				
	TP-T5-00	0 - 4	x				
	TP-T6-00	0 - 5	x				
	TP-10/10A-99	1 - 2	x	x	x	x	
	TP-14-99	0 - 2	x	x	x	x	
	TP-1-99	4 - 6	x	x	x	x	
		8 - 10	x	x	x	x	
	TP-2-99	6 - 8	x	x	x	x	
	TP-4-99	0 - 2	x	x	x	x	
	TP-4A-98	0 - 1.5	x	x	x	x	
	TP-8A-99	0 - 1.5	x	x	x	x	
	TP-J1A-00	2 - 3 ⁽¹⁾					x
		4 - 5					x
	TP-J1B-00	2 - 5					x
	TP-J1C-00	1 - 5					x
	TP-J1D-00	1 - 4					x
	TP-J1E-00	1 - 4 ⁽¹⁾					x
	TP-J1F-00	2.5 - 4					x
		4 - 5					x
	TP-U2-00	0 - 5	x		x	x	
	TP-U3-00	0 - 4	x				
	TP-U4-00	0 - 4	x				
	TP-U5-00	0 - 4	x				
	TP-U6-00	0 - 5	x				
		0 - 4	x				
	TP-U7-00	0 - 5	x		x	x	

Notes:

⁽¹⁾ Duplicate samples were taken

SUMMARY OF ANALYTICAL DETECTIONS
AREA SOUTH OF CREEK / AREA WEST OF FORMER DISPOSAL AREA
SOIL SAMPLES
TOLEDO, OHIO

Location:	TP-A1-00	TP-B2-00	TP-B2-00	BH-106-98	BH-107-98
Sample ID:	S-12609-041400-RSH-595	S-12609-041400-RSH-593	S-12609-041400-RSH-594	S-10236-011298-FCE-012	S-10236-011398-FCE-013
Sample Depth:	(1-2)	(1-2)	(1-2)	(1.5-2.3)	(0-2.5)
Sample Date:	4/14/2000	4/14/2000	4/14/2000	1/12/1998	1/13/1998
Parameter	Unit				
Volatiles					
1,1,1-Trichloroethane	ug/Kg	ND (4.5)	-	-	ND (10)
1,1-Dichloroethene	ug/Kg	ND (4.5)	-	-	ND (10)
1,2-Dichloroethene (total)	ug/Kg	-	-	-	-
2-Butanone	ug/Kg	ND (18)	-	-	ND (100)
4-Methyl-2-pentanone	ug/Kg	ND (18)	-	-	ND (100)
Acetone	ug/Kg	ND (18)	-	-	ND (100)
Benzene	ug/Kg	ND (4.5)	-	-	ND (10)
Carbon disulfide	ug/Kg	ND (4.5)	-	-	ND (100)
Chlorobenzene	ug/Kg	ND (4.5)	-	-	ND (10)
Ethylbenzene	ug/Kg	ND (4.5)	-	-	ND (10)
Methylene chloride	ug/Kg	1.0 J	-	-	ND (10)
Styrene	ug/Kg	ND (4.5)	-	-	ND (10)
Tetrachloroethene	ug/Kg	ND (4.5)	-	-	ND (10)
Toluene	ug/Kg	0.71 J	-	-	ND (10)
Trichloroethene	ug/Kg	ND (4.5)	-	-	ND (10)
Xylene (total)	ug/Kg	1.8 J	-	-	ND (30)
Semi - Volatiles					
Acenaphthene	ug/Kg	-	-	-	ND (330)
Anthracene	ug/Kg	-	-	-	ND (330)
Benzo(a)anthracene	ug/Kg	-	-	-	ND (330)
Benzo(a)pyrene	ug/Kg	-	-	-	ND (330)
Benzo(b)fluoranthene	ug/Kg	-	-	-	ND (330)
Benzo(g,h,i)perylene	ug/Kg	-	-	-	ND (330)
Benzo(k)fluoranthene	ug/Kg	-	-	-	ND (330)
bis(2-Ethylhexyl)phthalate	ug/Kg	-	-	-	ND (330)
Butyl benzylphthalate	ug/Kg	-	-	-	ND (330)
Carbazole	ug/Kg	-	-	-	ND (330)
Chrysene	ug/Kg	-	-	-	ND (330)
Dibenz(a,h)anthracene	ug/Kg	-	-	-	ND (330)
Dibenzofuran	ug/Kg	-	-	-	ND (330)
Fluoranthene	ug/Kg	-	-	-	ND (330)
Fluorene	ug/Kg	-	-	-	ND (330)
Indeno(1,2,3-cd)pyrene	ug/Kg	-	-	-	ND (330)
Phenanthrene	ug/Kg	-	-	-	ND (330)
Pyrene	ug/Kg	-	-	-	ND (330)
PCBs					
Aroclor-1248	ug/Kg	ND (37)	ND (200)	ND (40)	2100
Aroclor-1254	ug/Kg	ND (37)	1900	530	ND (330)
Aroclor-1260	ug/Kg	ND (37)	ND (200)	ND (40)	ND (330)
Total PCBs	ug/Kg	-	-	-	2100

**SUMMARY OF ANALYTICAL DETECTIONS
AREA SOUTH OF CREEK / AREA WEST OF FORMER DISPOSAL AREA
SOIL SAMPLES**

TOLEDO, OHIO

<i>Location:</i>	<i>TP-A1-00</i>	<i>TP-B2-00</i>	<i>TP-B2-00</i>	<i>BH-106-98</i>	<i>BH-107-98</i>
<i>Sample ID:</i>	<i>S-12609-041400-RSH-595</i>	<i>S-12609-041400-RSH-593</i>	<i>S-12609-041400-RSH-594</i>	<i>S-10236-011298-FCE-012</i>	<i>S-10236-011398-FCE-013</i>
<i>Sample Depth:</i>	<i>(1-2)</i>	<i>(1-2)</i>	<i>(1-2)</i>	<i>(1.5-2.3)</i>	<i>(0-2.5)</i>
<i>Sample Date:</i>	<i>4/14/2000</i>	<i>4/14/2000</i>	<i>4/14/2000</i>	<i>1/12/1998</i>	<i>1/13/1998</i>
Parameter	Unit				
Metals					
Aluminum	mg/Kg	-	-	10000 J	2200 J
Antimony	mg/Kg	-	-	ND (0.5)	R
Arsenic	mg/Kg	-	-	2.5	0.72 J
Barium	mg/Kg	-	-	74	9.2
Beryllium	mg/Kg	-	-	0.71 J	ND (0.25)
Cadmium	mg/Kg	-	-	0.15	0.068 J
Calcium	mg/Kg	-	-	10000	90000
Chromium	mg/Kg	-	-	25	4.6
Cobalt	mg/Kg	-	-	4.9 J	1.7 J
Copper	mg/Kg	-	-	28 J	1.6 J
Iron	mg/Kg	-	-	20000	3900
Lead	mg/Kg	-	-	14	3.4
Magnesium	mg/Kg	-	-	7000	30000
Manganese	mg/Kg	-	-	150 J	200 J
Mercury	mg/Kg	-	-	ND (0.1)	ND (0.1)
Nickel	mg/Kg	-	-	16	3.1
Potassium	mg/Kg	-	-	1600 J	360 J
Selenium	mg/Kg	-	-	ND (0.5)	R
Silver	mg/Kg	-	-	1.2	ND (0.5) UJ
Sodium	mg/Kg	-	-	85 J	120 J
Thallium	mg/Kg	-	-	ND (0.5)	ND (0.5)
Vanadium	mg/Kg	-	-	22 J	5.9 J
Zinc	mg/Kg	-	-	74 J	220 J
General Chemistry					
Cyanide (total)	mg/Kg	-	-	ND (0.2)	0.23
Total Recoverable Petroleum Hydrocarbons	mg/Kg	-	-	-	-

Notes:

U - Non-detect at associated value.

J - Estimated.

- Not analyzed.

SUMMARY OF ANALYTICAL DETECTIONS
AREA SOUTH OF CREEK / AREA WEST OF FORMER DISPOSAL AREA
SOIL SAMPLES
TOLEDO, OHIO

Location:	BH-108-98	BH235-00	BH235-00	BH235-00	BH235-00
Sample ID:	S-10236-011398-FCE-014	S-12609-060700-DEN-118	S-12609-060700-DEN-119	S-12609-060700-DEN-120	S-12609-060700-DEN-121
Sample Depth:	(8-9.3)	(0-2)	(2-4)	(4-6)	(6-8)
Sample Date:	1/13/1998	6/7/2000	6/7/2000	6/7/2000	6/7/2000
Parameter	Unit				
Volatiles					
1,1,1-Trichloroethane	ug/Kg	ND (10)	-	-	-
1,1-Dichloroethene	ug/Kg	ND (10)	-	-	-
1,2-Dichloroethene (total)	ug/Kg	-	-	-	-
2-Butanone	ug/Kg	ND (100)	-	-	-
4-Methyl-2-pentanone	ug/Kg	ND (100)	-	-	-
Acetone	ug/Kg	ND (100)	-	-	-
Benzene	ug/Kg	ND (10)	-	-	-
Carbon disulfide	ug/Kg	ND (100)	-	-	-
Chlorobenzene	ug/Kg	ND (10)	-	-	-
Ethylbenzene	ug/Kg	ND (10)	-	-	-
Methylene chloride	ug/Kg	ND (10)	-	-	-
Styrene	ug/Kg	ND (10)	-	-	-
Tetrachloroethene	ug/Kg	ND (10)	-	-	-
Toluene	ug/Kg	ND (10)	-	-	-
Trichloroethene	ug/Kg	ND (10)	-	-	-
Xylene (total)	ug/Kg	ND (30)	-	-	-
Semi - Volatiles					
Acenaphthene	ug/Kg	ND (330)	-	-	-
Anthracene	ug/Kg	ND (330)	-	-	-
Benzo(a)anthracene	ug/Kg	ND (330)	-	-	-
Benzo(a)pyrene	ug/Kg	ND (330)	-	-	-
Benzo(b)fluoranthene	ug/Kg	ND (330)	-	-	-
Benzo(g,h,i)perylene	ug/Kg	ND (330)	-	-	-
Benzo(k)fluoranthene	ug/Kg	ND (330)	-	-	-
bis(2-Ethylhexyl)phthalate	ug/Kg	ND (330)	-	-	-
Butyl benzylphthalate	ug/Kg	ND (330)	-	-	-
Carbazole	ug/Kg	ND (330)	-	-	-
Chrysene	ug/Kg	ND (330)	-	-	-
Dibenz(a,h)anthracene	ug/Kg	ND (330)	-	-	-
Dibenzofuran	ug/Kg	ND (330)	-	-	-
Fluoranthene	ug/Kg	ND (330)	-	-	-
Fluorene	ug/Kg	ND (330)	-	-	-
Indeno(1,2,3-cd)pyrene	ug/Kg	ND (330)	-	-	-
Phenanthrene	ug/Kg	ND (330)	-	-	-
Pyrene	ug/Kg	ND (330)	-	-	-
PCBs					
Aroclor-1248	ug/Kg	ND (330)	ND (43)	ND (39)	ND (39)
Aroclor-1254	ug/Kg	ND (330)	ND (43)	ND (39)	ND (42)
Aroclor-1260	ug/Kg	ND (330)	ND (43)	ND (39)	ND (42)
Total PCBs	ug/Kg	ND (330)	-	-	-

**SUMMARY OF ANALYTICAL DETECTIONS
AREA SOUTH OF CREEK / AREA WEST OF FORMER DISPOSAL AREA
SOIL SAMPLES**

TOLEDO, OHIO

<i>Location:</i>		<i>BH-108-98</i>	<i>BH235-00</i>	<i>BH235-00</i>	<i>BH235-00</i>	<i>BH235-00</i>
<i>Sample ID:</i>		<i>S-10236-011398-FCE-014</i>	<i>S-12609-060700-DEN-118</i>	<i>S-12609-060700-DEN-119</i>	<i>S-12609-060700-DEN-120</i>	<i>S-12609-060700-DEN-121</i>
<i>Sample Depth:</i>		<i>(8-9.3)</i>	<i>(0-2)</i>	<i>(2-4)</i>	<i>(4-6)</i>	<i>(6-8)</i>
<i>Sample Date:</i>		<i>1/13/1998</i>	<i>6/7/2000</i>	<i>6/7/2000</i>	<i>6/7/2000</i>	<i>6/7/2000</i>
Parameter	Unit					
Metals						
Aluminum	mg/Kg	7000 J	-	-	-	-
Antimony	mg/Kg	R	-	-	-	-
Arsenic	mg/Kg	4.8 J	-	-	-	-
Barium	mg/Kg	51	-	-	-	-
Beryllium	mg/Kg	0.44	-	-	-	-
Cadmium	mg/Kg	0.31 J	-	-	-	-
Calcium	mg/Kg	60000	-	-	-	-
Chromium	mg/Kg	13	-	-	-	-
Cobalt	mg/Kg	7.7 J	-	-	-	-
Copper	mg/Kg	12 J	-	-	-	-
Iron	mg/Kg	20000	-	-	-	-
Lead	mg/Kg	13	-	-	-	-
Magnesium	mg/Kg	20000	-	-	-	-
Manganese	mg/Kg	310 J	-	-	-	-
Mercury	mg/Kg	ND (0.1)	-	-	-	-
Nickel	mg/Kg	18	-	-	-	-
Potassium	mg/Kg	1200 J	-	-	-	-
Selenium	mg/Kg	0.64 J	-	-	-	-
Silver	mg/Kg	0.61 J	-	-	-	-
Sodium	mg/Kg	120 J	-	-	-	-
Thallium	mg/Kg	ND (0.5)	-	-	-	-
Vanadium	mg/Kg	17 J	-	-	-	-
Zinc	mg/Kg	54 J	-	-	-	-
General Chemistry						
Cyanide (total)	mg/Kg	0.27	-	-	-	-
Total Recoverable Petroleum Hydrocarbons	mg/Kg	-	-	-	-	-

Notes:
 U - Non-detect at associated value.
 J - Estimated.
 - Not analyzed.

SUMMARY OF ANALYTICAL DETECTIONS
AREA SOUTH OF CREEK / AREA WEST OF FORMER DISPOSAL AREA
SOIL SAMPLES
TOLEDO, OHIO

Location:	BH235-00	BH236-00	BH236-00	BH236-00	BH236-00
Sample ID:	S-12609-060700-DEN-122	S-12609-060700-DEN-113	S-12609-060700-DEN-114	S-12609-060700-DEN-116	S-12609-060700-DEN-115
Sample Depth:	(8-10)	(0-2)	(2-4)	(2-4)	(3.5-5.5)
Sample Date:	6/7/2000	6/7/2000	6/7/2000	6/7/2000	6/7/2000
Parameter	Unit				
Volatiles					
1,1,1-Trichloroethane	ug/Kg	-	-	-	-
1,1-Dichloroethene	ug/Kg	-	-	-	-
1,2-Dichloroethene (total)	ug/Kg	-	-	-	-
2-Butanone	ug/Kg	-	-	-	-
4-Methyl-2-pentanone	ug/Kg	-	-	-	-
Acetone	ug/Kg	-	-	-	-
Benzene	ug/Kg	-	-	-	-
Carbon disulfide	ug/Kg	-	-	-	-
Chlorobenzene	ug/Kg	-	-	-	-
Ethylbenzene	ug/Kg	-	-	-	-
Methylene chloride	ug/Kg	-	-	-	-
Styrene	ug/Kg	-	-	-	-
Tetrachloroethene	ug/Kg	-	-	-	-
Toluene	ug/Kg	-	-	-	-
Trichloroethene	ug/Kg	-	-	-	-
Xylene (total)	ug/Kg	-	-	-	-
Semi - Volatiles					
Acenaphthene	ug/Kg	-	-	-	-
Anthracene	ug/Kg	-	-	-	-
Benzo(a)anthracene	ug/Kg	-	-	-	-
Benzo(a)pyrene	ug/Kg	-	-	-	-
Benzo(b)fluoranthene	ug/Kg	-	-	-	-
Benzo(g,h,i)perylene	ug/Kg	-	-	-	-
Benzo(k)fluoranthene	ug/Kg	-	-	-	-
bis(2-Ethylhexyl)phthalate	ug/Kg	-	-	-	-
Butyl benzylphthalate	ug/Kg	-	-	-	-
Carbazole	ug/Kg	-	-	-	-
Chrysene	ug/Kg	-	-	-	-
Dibenz(a,h)anthracene	ug/Kg	-	-	-	-
Dibenzofuran	ug/Kg	-	-	-	-
Fluoranthene	ug/Kg	-	-	-	-
Fluorene	ug/Kg	-	-	-	-
Indeno(1,2,3-cd)pyrene	ug/Kg	-	-	-	-
Phenanthrene	ug/Kg	-	-	-	-
Pyrene	ug/Kg	-	-	-	-
PCBs					
Aroclor-1248	ug/Kg	ND (40)	ND (41)	ND (39)	ND (41)
Aroclor-1254	ug/Kg	ND (40)	ND (41)	ND (39)	ND (41)
Aroclor-1260	ug/Kg	ND (40)	ND (41)	ND (39)	ND (41)
Total PCBs	ug/Kg	-	-	-	-

**SUMMARY OF ANALYTICAL DETECTIONS
AREA SOUTH OF CREEK / AREA WEST OF FORMER DISPOSAL AREA
SOIL SAMPLES**

TOLEDO, OHIO

<i>Location:</i>	<i>BH235-00</i>	<i>BH236-00</i>	<i>BH236-00</i>	<i>BH236-00</i>	<i>BH236-00</i>
<i>Sample ID:</i>	<i>S-12609-060700-DEN-122</i>	<i>S-12609-060700-DEN-113</i>	<i>S-12609-060700-DEN-114</i>	<i>S-12609-060700-DEN-116</i>	<i>S-12609-060700-DEN-115</i>
<i>Sample Depth:</i>	<i>(8-10)</i>	<i>(0-2)</i>	<i>(2-4)</i>	<i>(2-4)</i>	<i>(3.5-5.5)</i>
<i>Sample Date:</i>	<i>6/7/2000</i>	<i>6/7/2000</i>	<i>6/7/2000</i>	<i>6/7/2000</i>	<i>6/7/2000</i>
Parameter	Unit				
Metals					
Aluminum	mg/Kg	-	-	-	-
Antimony	mg/Kg	-	-	-	-
Arsenic	mg/Kg	-	-	-	-
Barium	mg/Kg	-	-	-	-
Beryllium	mg/Kg	-	-	-	-
Cadmium	mg/Kg	-	-	-	-
Calcium	mg/Kg	-	-	-	-
Chromium	mg/Kg	-	-	-	-
Cobalt	mg/Kg	-	-	-	-
Copper	mg/Kg	-	-	-	-
Iron	mg/Kg	-	-	-	-
Lead	mg/Kg	-	-	-	-
Magnesium	mg/Kg	-	-	-	-
Manganese	mg/Kg	-	-	-	-
Mercury	mg/Kg	-	-	-	-
Nickel	mg/Kg	-	-	-	-
Potassium	mg/Kg	-	-	-	-
Selenium	mg/Kg	-	-	-	-
Silver	mg/Kg	-	-	-	-
Sodium	mg/Kg	-	-	-	-
Thallium	mg/Kg	-	-	-	-
Vanadium	mg/Kg	-	-	-	-
Zinc	mg/Kg	-	-	-	-
General Chemistry					
Cyanide (total)	mg/Kg	-	-	-	-
Total Recoverable Petroleum Hydrocarbons	mg/Kg	-	-	-	-

Notes:
 U - Non-detect at associated value.
 J - Estimated.
 - Not analyzed.

SUMMARY OF ANALYTICAL DETECTIONS
AREA SOUTH OF CREEK / AREA WEST OF FORMER DISPOSAL AREA
SOIL SAMPLES
TOLEDO, OHIO

Location:	BH236-00	BH237-00	BH237-00	BH237-00	BH237-00
Sample ID:	S-12609-060700-DEN-117	S-12609-060700-DEN-123	S-12609-060700-DEN-124	S-12609-060700-DEN-125	S-12609-060700-DEN-126
Sample Depth:	(8-10)	(0-2)	(2-4)	(4-6)	(6-8)
Sample Date:	6/7/2000	6/7/2000	6/7/2000	6/7/2000	6/7/2000
Parameter	Unit				
Volatiles					
1,1,1-Trichloroethane	ug/Kg	-	-	-	-
1,1-Dichloroethene	ug/Kg	-	-	-	-
1,2-Dichloroethene (total)	ug/Kg	-	-	-	-
2-Butanone	ug/Kg	-	-	-	-
4-Methyl-2-pentanone	ug/Kg	-	-	-	-
Acetone	ug/Kg	-	-	-	-
Benzene	ug/Kg	-	-	-	-
Carbon disulfide	ug/Kg	-	-	-	-
Chlorobenzene	ug/Kg	-	-	-	-
Ethylbenzene	ug/Kg	-	-	-	-
Methylene chloride	ug/Kg	-	-	-	-
Styrene	ug/Kg	-	-	-	-
Tetrachloroethene	ug/Kg	-	-	-	-
Toluene	ug/Kg	-	-	-	-
Trichloroethene	ug/Kg	-	-	-	-
Xylene (total)	ug/Kg	-	-	-	-
Semi - Volatiles					
Acenaphthene	ug/Kg	-	-	-	-
Anthracene	ug/Kg	-	-	-	-
Benzo(a)anthracene	ug/Kg	-	-	-	-
Benzo(a)pyrene	ug/Kg	-	-	-	-
Benzo(b)fluoranthene	ug/Kg	-	-	-	-
Benzo(g,h,i)perylene	ug/Kg	-	-	-	-
Benzo(k)fluoranthene	ug/Kg	-	-	-	-
bis(2-Ethylhexyl)phthalate	ug/Kg	-	-	-	-
Butyl benzylphthalate	ug/Kg	-	-	-	-
Carbazole	ug/Kg	-	-	-	-
Chrysene	ug/Kg	-	-	-	-
Dibenz(a,h)anthracene	ug/Kg	-	-	-	-
Dibenzofuran	ug/Kg	-	-	-	-
Fluoranthene	ug/Kg	-	-	-	-
Fluorene	ug/Kg	-	-	-	-
Indeno(1,2,3-cd)pyrene	ug/Kg	-	-	-	-
Phenanthrene	ug/Kg	-	-	-	-
Pyrene	ug/Kg	-	-	-	-
PCBs					
Aroclor-1248	ug/Kg	ND (43)	ND (39)	ND (40)	ND (41)
Aroclor-1254	ug/Kg	ND (43)	43	ND (40)	ND (39)
Aroclor-1260	ug/Kg	ND (43)	ND (39)	ND (40)	ND (41)
Total PCBs	ug/Kg	-	-	-	-

**SUMMARY OF ANALYTICAL DETECTIONS
AREA SOUTH OF CREEK / AREA WEST OF FORMER DISPOSAL AREA
SOIL SAMPLES**

TOLEDO, OHIO

<i>Location:</i>	<i>BH236-00</i>	<i>BH237-00</i>	<i>BH237-00</i>	<i>BH237-00</i>	<i>BH237-00</i>
<i>Sample ID:</i>	S-12609-060700-DEN-117	S-12609-060700-DEN-123	S-12609-060700-DEN-124	S-12609-060700-DEN-125	S-12609-060700-DEN-126
<i>Sample Depth:</i>	(8-10)	(0-2)	(2-4)	(4-6)	(6-8)
<i>Sample Date:</i>	6/7/2000	6/7/2000	6/7/2000	6/7/2000	6/7/2000
<i>Parameter</i>	<i>Unit</i>				
Metals					
Aluminum	mg/Kg	-	-	-	-
Antimony	mg/Kg	-	-	-	-
Arsenic	mg/Kg	-	-	-	-
Barium	mg/Kg	-	-	-	-
Beryllium	mg/Kg	-	-	-	-
Cadmium	mg/Kg	-	-	-	-
Calcium	mg/Kg	-	-	-	-
Chromium	mg/Kg	-	-	-	-
Cobalt	mg/Kg	-	-	-	-
Copper	mg/Kg	-	-	-	-
Iron	mg/Kg	-	-	-	-
Lead	mg/Kg	-	-	-	-
Magnesium	mg/Kg	-	-	-	-
Manganese	mg/Kg	-	-	-	-
Mercury	mg/Kg	-	-	-	-
Nickel	mg/Kg	-	-	-	-
Potassium	mg/Kg	-	-	-	-
Selenium	mg/Kg	-	-	-	-
Silver	mg/Kg	-	-	-	-
Sodium	mg/Kg	-	-	-	-
Thallium	mg/Kg	-	-	-	-
Vanadium	mg/Kg	-	-	-	-
Zinc	mg/Kg	-	-	-	-
General Chemistry					
Cyanide (total)	mg/Kg	-	-	-	-
Total Recoverable Petroleum Hydrocarbons	mg/Kg	-	-	-	-

Notes:
 U - Non-detect at associated value.
 J - Estimated.
 - Not analyzed.

SUMMARY OF ANALYTICAL DETECTIONS
AREA SOUTH OF CREEK / AREA WEST OF FORMER DISPOSAL AREA
SOIL SAMPLES
TOLEDO, OHIO

Location:	BH243-00	BH244-00	BH245-00	BH246-00	BH247-00
Sample ID:	S-12609-060100-DEN-18	S-12609-060100-DEN-16	S-12609-060100-DEN-14	S-12609-060100-DEN-15	S-12609-060100-DEN-17
Sample Depth:	(0-4)	(0-4)	(0-4)	(0-4)	(0-4)
Sample Date:	6/1/2000	6/1/2000	6/1/2000	6/1/2000	6/1/2000
Parameter	Unit				
Volatiles					
1,1,1-Trichloroethane	ug/Kg	-	-	-	-
1,1-Dichloroethene	ug/Kg	-	-	-	-
1,2-Dichloroethene (total)	ug/Kg	-	-	-	-
2-Butanone	ug/Kg	-	-	-	-
4-Methyl-2-pentanone	ug/Kg	-	-	-	-
Acetone	ug/Kg	-	-	-	-
Benzene	ug/Kg	-	-	-	-
Carbon disulfide	ug/Kg	-	-	-	-
Chlorobenzene	ug/Kg	-	-	-	-
Ethylbenzene	ug/Kg	-	-	-	-
Methylene chloride	ug/Kg	-	-	-	-
Styrene	ug/Kg	-	-	-	-
Tetrachloroethene	ug/Kg	-	-	-	-
Toluene	ug/Kg	-	-	-	-
Trichloroethene	ug/Kg	-	-	-	-
Xylene (total)	ug/Kg	-	-	-	-
Semi - Volatiles					
Acenaphthene	ug/Kg	-	-	-	-
Anthracene	ug/Kg	-	-	-	-
Benzo(a)anthracene	ug/Kg	-	-	-	-
Benzo(a)pyrene	ug/Kg	-	-	-	-
Benzo(b)fluoranthene	ug/Kg	-	-	-	-
Benzo(g,h,i)perylene	ug/Kg	-	-	-	-
Benzo(k)fluoranthene	ug/Kg	-	-	-	-
bis(2-Ethylhexyl)phthalate	ug/Kg	-	-	-	-
Butyl benzylphthalate	ug/Kg	-	-	-	-
Carbazole	ug/Kg	-	-	-	-
Chrysene	ug/Kg	-	-	-	-
Dibenz(a,h)anthracene	ug/Kg	-	-	-	-
Dibenzofuran	ug/Kg	-	-	-	-
Fluoranthene	ug/Kg	-	-	-	-
Fluorene	ug/Kg	-	-	-	-
Indeno(1,2,3-cd)pyrene	ug/Kg	-	-	-	-
Phenanthrene	ug/Kg	-	-	-	-
Pyrene	ug/Kg	-	-	-	-
PCBs					
Aroclor-1248	ug/Kg	ND (39)	ND (43)	ND (40)	ND (39)
Aroclor-1254	ug/Kg	ND (39)	ND (43)	ND (40)	ND (39)
Aroclor-1260	ug/Kg	ND (39)	ND (43)	ND (40)	ND (39)
Total PCBs	ug/Kg	-	-	-	-

**SUMMARY OF ANALYTICAL DETECTIONS
AREA SOUTH OF CREEK / AREA WEST OF FORMER DISPOSAL AREA
SOIL SAMPLES**

		TOLEDO, OHIO				
<i>Location:</i>		<i>BH243-00</i>	<i>BH244-00</i>	<i>BH245-00</i>	<i>BH246-00</i>	<i>BH247-00</i>
<i>Sample ID:</i>		<i>S-12609-060100-DEN-18</i>	<i>S-12609-060100-DEN-16</i>	<i>S-12609-060100-DEN-14</i>	<i>S-12609-060100-DEN-15</i>	<i>S-12609-060100-DEN-17</i>
<i>Sample Depth:</i>		<i>(0-4)</i>	<i>(0-4)</i>	<i>(0-4)</i>	<i>(0-4)</i>	<i>(0-4)</i>
<i>Sample Date:</i>		<i>6/1/2000</i>	<i>6/1/2000</i>	<i>6/1/2000</i>	<i>6/1/2000</i>	<i>6/1/2000</i>
<i>Parameter</i>	<i>Unit</i>					
Metals						
Aluminum	mg/Kg	-	-	-	-	-
Antimony	mg/Kg	-	-	-	-	-
Arsenic	mg/Kg	-	-	-	-	-
Barium	mg/Kg	-	-	-	-	-
Beryllium	mg/Kg	-	-	-	-	-
Cadmium	mg/Kg	-	-	-	-	-
Calcium	mg/Kg	-	-	-	-	-
Chromium	mg/Kg	-	-	-	-	-
Cobalt	mg/Kg	-	-	-	-	-
Copper	mg/Kg	-	-	-	-	-
Iron	mg/Kg	-	-	-	-	-
Lead	mg/Kg	-	-	-	-	-
Magnesium	mg/Kg	-	-	-	-	-
Manganese	mg/Kg	-	-	-	-	-
Mercury	mg/Kg	-	-	-	-	-
Nickel	mg/Kg	-	-	-	-	-
Potassium	mg/Kg	-	-	-	-	-
Selenium	mg/Kg	-	-	-	-	-
Silver	mg/Kg	-	-	-	-	-
Sodium	mg/Kg	-	-	-	-	-
Thallium	mg/Kg	-	-	-	-	-
Vanadium	mg/Kg	-	-	-	-	-
Zinc	mg/Kg	-	-	-	-	-
General Chemistry						
Cyanide (total)	mg/Kg	-	-	-	-	-
Total Recoverable Petroleum Hydrocarbons	mg/Kg	-	-	-	-	-

Notes:
 U - Non-detect at associated value.
 J - Estimated.
 - Not analyzed.

SUMMARY OF ANALYTICAL DETECTIONS
AREA SOUTH OF CREEK / AREA WEST OF FORMER DISPOSAL AREA
SOIL SAMPLES
TOLEDO, OHIO

Location:	BH247-00	TP-C3-00	TP-C3-00	Comp of Group 1	Comp of Group 1
Sample ID:	S-12609-060100-DEN-20	S-12609-041400-RSH-596	S-12609-041400-RSH-597	S-12609-041100-RSH-516	S-12609-041100-RSH-517
Sample Depth:	(0-4)	(0-4)	(0-4)		
Sample Date:	6/1/2000	4/14/2000	4/14/2000	4/11/2000	4/11/2000
Parameter	Unit				
Volatiles					
1,1,1-Trichloroethane	ug/Kg	-	-	-	-
1,1-Dichloroethene	ug/Kg	-	-	-	-
1,2-Dichloroethene (total)	ug/Kg	-	-	-	-
2-Butanone	ug/Kg	-	-	-	-
4-Methyl-2-pentanone	ug/Kg	-	-	-	-
Acetone	ug/Kg	-	-	-	-
Benzene	ug/Kg	-	-	-	-
Carbon disulfide	ug/Kg	-	-	-	-
Chlorobenzene	ug/Kg	-	-	-	-
Ethylbenzene	ug/Kg	-	-	-	-
Methylene chloride	ug/Kg	-	-	-	-
Styrene	ug/Kg	-	-	-	-
Tetrachloroethene	ug/Kg	-	-	-	-
Toluene	ug/Kg	-	-	-	-
Trichloroethene	ug/Kg	-	-	-	-
Xylene (total)	ug/Kg	-	-	-	-
Semi - Volatiles					
Acenaphthene	ug/Kg	-	-	ND (400)	ND (380)
Anthracene	ug/Kg	-	-	ND (400)	ND (380)
Benzo(a)anthracene	ug/Kg	-	-	ND (400)	ND (380)
Benzo(a)pyrene	ug/Kg	-	-	ND (400)	ND (380)
Benzo(b)fluoranthene	ug/Kg	-	-	ND (400)	ND (380)
Benzo(g,h,i)perylene	ug/Kg	-	-	ND (400)	ND (380)
Benzo(k)fluoranthene	ug/Kg	-	-	ND (400)	ND (380)
bis(2-Ethylhexyl)phthalate	ug/Kg	-	-	ND (400)	ND (380)
Butyl benzylphthalate	ug/Kg	-	-	ND (400)	ND (380)
Carbazole	ug/Kg	-	-	ND (400)	ND (380)
Chrysene	ug/Kg	-	-	ND (400)	ND (380)
Dibenz(a,h)anthracene	ug/Kg	-	-	ND (400)	ND (380)
Dibenzofuran	ug/Kg	-	-	ND (400)	ND (380)
Fluoranthene	ug/Kg	-	-	ND (400)	57 J
Fluorene	ug/Kg	-	-	ND (400)	ND (380)
Indeno(1,2,3-cd)pyrene	ug/Kg	-	-	ND (400)	ND (380)
Phenanthrene	ug/Kg	-	-	ND (400)	ND (380)
Pyrene	ug/Kg	-	-	ND (400)	ND (380)
PCBs					
Aroclor-1248	ug/Kg	ND (40)	ND (38)	ND (40)	-
Aroclor-1254	ug/Kg	ND (40)	ND (38)	ND (40)	-
Aroclor-1260	ug/Kg	ND (40)	ND (38)	ND (40)	-
Total PCBs	ug/Kg	-	-	-	-

SUMMARY OF ANALYTICAL DETECTIONS
AREA SOUTH OF CREEK / AREA WEST OF FORMER DISPOSAL AREA
SOIL SAMPLES

		TOLEDO, OHIO					
Location:		BH247-00	TP-C3-00	TP-C3-00	Comp of Group 1	Comp of Group 1	
Sample ID:		S-12609-060100-DEN-20	S-12609-041400-RSH-596	S-12609-041400-RSH-597	S-12609-041100-RSH-516	S-12609-041100-RSH-517	
Sample Depth:		(0-4)	(0-4)	(0-4)			
Sample Date:		6/1/2000	4/14/2000	4/14/2000	4/11/2000	4/11/2000	
Parameter	Unit						
Metals							
Aluminum	mg/Kg	-	-	-	9840	5010	
Antimony	mg/Kg	-	-	-	ND (7.2) J	ND (6.8)	
Arsenic	mg/Kg	-	-	-	6.3	3.1	
Barium	mg/Kg	-	-	-	85.1 J	34.4	
Beryllium	mg/Kg	-	-	-	ND (0.60)	ND (0.57)	
Cadmium	mg/Kg	-	-	-	ND (0.60)	ND (0.57)	
Calcium	mg/Kg	-	-	-	7970 J	6310	
Chromium	mg/Kg	-	-	-	16.2 J	9.1	
Cobalt	mg/Kg	-	-	-	7.1	ND (5.7)	
Copper	mg/Kg	-	-	-	17.7 J	7.3	
Iron	mg/Kg	-	-	-	19700	8250	
Lead	mg/Kg	-	-	-	9.2	9.1	
Magnesium	mg/Kg	-	-	-	4840 J	3080	
Manganese	mg/Kg	-	-	-	766	165	
Mercury	mg/Kg	-	-	-	ND (0.12)	ND (0.11)	
Nickel	mg/Kg	-	-	-	21.2 J	8.6	
Potassium	mg/Kg	-	-	-	1150	ND (570)	
Selenium	mg/Kg	-	-	-	ND (0.60)	ND (0.57)	
Silver	mg/Kg	-	-	-	ND (1.2)	ND (1.1)	
Sodium	mg/Kg	-	-	-	ND (599)	ND (570)	
Thallium	mg/Kg	-	-	-	ND (1.2)	ND (1.1)	
Vanadium	mg/Kg	-	-	-	24.0	13.0	
Zinc	mg/Kg	-	-	-	38.6 J	28.0	
General Chemistry							
Cyanide (total)	mg/Kg	-	-	-	-	-	
Total Recoverable Petroleum Hydrocarbons	mg/Kg	-	-	-	-	-	

Notes:

U - Non-detect at associated value.

J - Estimated.

- Not analyzed.

SUMMARY OF ANALYTICAL DETECTIONS
AREA SOUTH OF CREEK / AREA WEST OF FORMER DISPOSAL AREA
SOIL SAMPLES
TOLEDO, OHIO

Location:	Comp of Group 2		Comp of Group 3		Comp of Group 4		Comp of Group 5	
Sample ID:	S-12609-041100-RSH-518		S-12609-041100-RSH-519		S-12609-041200-RSH-546		S-12609-041200-RSH-547	
Sample Depth:								
Sample Date:	4/11/2000		4/11/2000		4/12/2000		4/12/2000	
Parameter	Unit							
Volatiles								
1,1,1-Trichloroethane	ug/Kg	-	-	-	-	-	-	-
1,1-Dichloroethene	ug/Kg	-	-	-	-	-	-	-
1,2-Dichloroethene (total)	ug/Kg	-	-	-	-	-	-	-
2-Butanone	ug/Kg	-	-	-	-	-	-	-
4-Methyl-2-pentanone	ug/Kg	-	-	-	-	-	-	-
Acetone	ug/Kg	-	-	-	-	-	-	-
Benzene	ug/Kg	-	-	-	-	-	-	-
Carbon disulfide	ug/Kg	-	-	-	-	-	-	-
Chlorobenzene	ug/Kg	-	-	-	-	-	-	-
Ethylbenzene	ug/Kg	-	-	-	-	-	-	-
Methylene chloride	ug/Kg	-	-	-	-	-	-	-
Styrene	ug/Kg	-	-	-	-	-	-	-
Tetrachloroethene	ug/Kg	-	-	-	-	-	-	-
Toluene	ug/Kg	-	-	-	-	-	-	-
Trichloroethene	ug/Kg	-	-	-	-	-	-	-
Xylene (total)	ug/Kg	-	-	-	-	-	-	-
Semi - Volatiles								
Acenaphthene	ug/Kg	ND (410)	ND (390)	ND (400)	ND (380)	ND (400)	ND (380)	ND (400)
Anthracene	ug/Kg	ND (410)	ND (390)	ND (400)	ND (380)	ND (400)	ND (380)	ND (400)
Benzo(a)anthracene	ug/Kg	ND (410)	ND (390)	ND (400)	ND (380)	ND (400)	ND (380)	ND (400)
Benzo(a)pyrene	ug/Kg	ND (410)	ND (390)	ND (400)	ND (380)	ND (400)	ND (380)	ND (400)
Benzo(b)fluoranthene	ug/Kg	ND (410)	ND (390)	ND (400)	ND (380)	ND (400)	ND (380)	ND (400)
Benzo(g,h,i)perylene	ug/Kg	ND (410)	ND (390)	ND (400)	ND (380)	ND (400)	ND (380)	ND (400)
Benzo(k)fluoranthene	ug/Kg	ND (410)	ND (390)	ND (400)	ND (380)	ND (400)	ND (380)	ND (400)
bis(2-Ethylhexyl)phthalate	ug/Kg	ND (410)	ND (390)	ND (400)	ND (380)	ND (400)	ND (380)	ND (400)
Butyl benzylphthalate	ug/Kg	ND (410)	ND (390)	ND (400)	ND (380)	ND (400)	ND (380)	ND (400)
Carbazole	ug/Kg	ND (410)	ND (390)	ND (400)	ND (380)	ND (400)	ND (380)	ND (400)
Chrysene	ug/Kg	ND (410)	ND (390)	ND (400)	ND (380)	ND (400)	ND (380)	48 J
Dibenz(a,h)anthracene	ug/Kg	ND (410)	ND (390)	ND (400)	ND (380)	ND (400)	ND (380)	ND (400)
Dibenzofuran	ug/Kg	ND (410)	ND (390)	ND (400)	ND (380)	ND (400)	ND (380)	ND (400)
Fluoranthene	ug/Kg	59 J	87 J	ND (400)	ND (380)	ND (400)	ND (380)	130 J
Fluorene	ug/Kg	ND (410)	ND (390)	ND (400)	ND (380)	ND (400)	ND (380)	ND (400)
Indeno(1,2,3-cd)pyrene	ug/Kg	ND (410)	ND (390)	ND (400)	ND (380)	ND (400)	ND (380)	ND (400)
Phenanthrene	ug/Kg	ND (410)	47 J	ND (400)	ND (380)	ND (400)	ND (380)	120 J
Pyrene	ug/Kg	ND (410)	65 J	ND (400)	ND (380)	ND (400)	ND (380)	100 J
PCBs								
Aroclor-1248	ug/Kg	-	-	-	-	-	-	-
Aroclor-1254	ug/Kg	-	-	-	-	-	-	-
Aroclor-1260	ug/Kg	-	-	-	-	-	-	-
Total PCBs	ug/Kg	-	-	-	-	-	-	-

SUMMARY OF ANALYTICAL DETECTIONS
AREA SOUTH OF CREEK / AREA WEST OF FORMER DISPOSAL AREA
SOIL SAMPLES

		TOLEDO, OHIO				
Location:		<i>Comp of Group 2</i>	<i>Comp of Group 2</i>	<i>Comp of Group 3</i>	<i>Comp of Group 4</i>	<i>Comp of Group 5</i>
Sample ID:		<i>S-12609-041100-RSH-518</i>	<i>S-12609-041100-RSH-519</i>	<i>S-12609-041200-RSH-546</i>	<i>S-12609-041200-RSH-547</i>	<i>S-12609-041200-RSH-548</i>
Sample Depth:						
Sample Date:		<i>4/11/2000</i>	<i>4/11/2000</i>	<i>4/12/2000</i>	<i>4/12/2000</i>	<i>4/12/2000</i>
Parameter	Unit					
Metals						
Aluminum	mg/Kg	5940	8070	11600	3340	6850
Antimony	mg/Kg	ND (7.5)	ND (7.0)	ND (7.3)	ND (6.9)	ND (7.2)
Arsenic	mg/Kg	3.4	4.3	6.1	1.4	3.3
Barium	mg/Kg	45.4	64.7	80.2	ND (22.9)	44.4
Beryllium	mg/Kg	ND (0.63)	ND (0.58)	ND (0.61)	ND (0.57)	ND (0.60)
Cadmium	mg/Kg	ND (0.63)	ND (0.58)	ND (0.61)	ND (0.57)	ND (0.60)
Calcium	mg/Kg	7230	4560	3830	766	2480
Chromium	mg/Kg	9.3	12.6	17.0	5.7	10.9
Cobalt	mg/Kg	ND (6.3)	5.9	8.6	ND (5.7)	ND (6.0)
Copper	mg/Kg	9.9	11.1	14.0	ND (2.9)	6.7
Iron	mg/Kg	9610	14000	19400	4500	8900
Lead	mg/Kg	9.7	8.5	7.8	2.1	7.9
Magnesium	mg/Kg	3640	3080	4010	730	1530
Manganese	mg/Kg	212	221	537	38.7	124
Mercury	mg/Kg	ND (0.13)	ND (0.12)	ND (0.12)	ND (0.11)	ND (0.12)
Nickel	mg/Kg	9.8	13.7	21.6	ND (4.6)	8.5
Potassium	mg/Kg	653	846	1230	ND (572)	ND (602)
Selenium	mg/Kg	ND (0.63)	ND (0.58)	ND (0.61)	ND (0.57)	0.60
Silver	mg/Kg	ND (1.3)	ND (1.2)	ND (1.2)	ND (1.1)	ND (1.2)
Sodium	mg/Kg	ND (627)	ND (583)	ND (607)	ND (572)	ND (602)
Thallium	mg/Kg	ND (1.3)	ND (1.2)	ND (1.2)	ND (1.1)	ND (1.2)
Vanadium	mg/Kg	13.7	16.7	26.1	8.9	14.1
Zinc	mg/Kg	36.4	38.5	39.3	9.7	38.6
General Chemistry						
Cyanide (total)	mg/Kg	-	-	-	-	-
Total Recoverable Petroleum Hydrocarbons	mg/Kg	-	-	-	-	-

Notes:

U - Non-detect at associated value.

J - Estimated.

- Not analyzed.

SUMMARY OF ANALYTICAL DETECTIONS
AREA SOUTH OF CREEK / AREA WEST OF FORMER DISPOSAL AREA
SOIL SAMPLES
TOLEDO, OHIO

Location:		Comp of Group 6	Comp of Group 7	Comp of Group 8	Comp of Group 9	Comp of Group 10
Sample ID:		S-12609-041300-RSH-575	S-12609-041300-RSH-576	S-12609-041300-RSH-577	S-12609-041400-RSH-603	S-12609-041400-RSH-604
Sample Depth:						
Sample Date:		4/13/2000	4/13/2000	4/13/2000	4/14/2000	4/14/2000
Parameter	Unit					
Volatiles						
1,1,1-Trichloroethane	ug/Kg	-	-	-	-	-
1,1-Dichloroethene	ug/Kg	-	-	-	-	-
1,2-Dichloroethene (total)	ug/Kg	-	-	-	-	-
2-Butanone	ug/Kg	-	-	-	-	-
4-Methyl-2-pentanone	ug/Kg	-	-	-	-	-
Acetone	ug/Kg	-	-	-	-	-
Benzene	ug/Kg	-	-	-	-	-
Carbon disulfide	ug/Kg	-	-	-	-	-
Chlorobenzene	ug/Kg	-	-	-	-	-
Ethylbenzene	ug/Kg	-	-	-	-	-
Methylene chloride	ug/Kg	-	-	-	-	-
Styrene	ug/Kg	-	-	-	-	-
Tetrachloroethene	ug/Kg	-	-	-	-	-
Toluene	ug/Kg	-	-	-	-	-
Trichloroethene	ug/Kg	-	-	-	-	-
Xylene (total)	ug/Kg	-	-	-	-	-
Semi - Volatiles						
Acenaphthene	ug/Kg	ND (380)	ND (400)	ND (410)	ND (52)	ND (54)
Anthracene	ug/Kg	ND (380)	ND (400)	ND (410)	ND (43)	ND (44)
Benzo(a)anthracene	ug/Kg	ND (380)	ND (400)	65 J	110 J	140 J
Benzo(a)pyrene	ug/Kg	ND (380)	ND (400)	70 J	120 J	190 J
Benzo(b)fluoranthene	ug/Kg	ND (380)	ND (400)	100 J	180 J	290 J
Benzo(g,h,i)perylene	ug/Kg	ND (380)	ND (400)	84 J	120 J	200 J
Benzo(k)fluoranthene	ug/Kg	ND (380)	ND (400)	ND (410)	ND (37)	94 J
bis(2-Ethylhexyl)phthalate	ug/Kg	ND (380)	ND (400)	ND (410)	ND (43)	53 J
Butyl benzylphthalate	ug/Kg	ND (380)	ND (400)	ND (410)	ND (45)	89 J
Carbazole	ug/Kg	ND (380)	ND (400)	ND (410)	ND (49)	ND (50)
Chrysene	ug/Kg	ND (380)	ND (400)	75 J	130 J	190 J
Dibenz(a,h)anthracene	ug/Kg	ND (380)	ND (400)	ND (410)	ND (64)	ND (66)
Dibenzofuran	ug/Kg	ND (380)	ND (400)	ND (410)	ND (57)	ND (59)
Fluoranthene	ug/Kg	ND (380)	ND (400)	130 J	230 J	360 J
Fluorene	ug/Kg	ND (380)	ND (400)	ND (410)	ND (51)	ND (53)
Indeno(1,2,3-cd)pyrene	ug/Kg	ND (380)	ND (400)	ND (410)	110 J	200 J
Phenanthrene	ug/Kg	ND (380)	ND (400)	65 J	110 J	140 J
Pyrene	ug/Kg	ND (380)	ND (400)	120 J	200 J	300 J
PCBs						
Aroclor-1248	ug/Kg	-	-	-	-	-
Aroclor-1254	ug/Kg	-	-	-	-	-
Aroclor-1260	ug/Kg	-	-	-	-	-
Total PCBs	ug/Kg	-	-	-	-	-

SUMMARY OF ANALYTICAL DETECTIONS
AREA SOUTH OF CREEK / AREA WEST OF FORMER DISPOSAL AREA
SOIL SAMPLES

		TOLEDO, OHIO				
		<i>Comp of Group 6</i>	<i>Comp of Group 7</i>	<i>Comp of Group 8</i>	<i>Comp of Group 9</i>	<i>Comp of Group 10</i>
		<i>S-12609-041300-RSH-575</i>	<i>S-12609-041300-RSH-576</i>	<i>S-12609-041300-RSH-577</i>	<i>S-12609-041400-RSH-603</i>	<i>S-12609-041400-RSH-604</i>
		<i>4/13/2000</i>	<i>4/13/2000</i>	<i>4/13/2000</i>	<i>4/14/2000</i>	<i>4/14/2000</i>
<i>Location:</i>						
<i>Sample ID:</i>						
<i>Sample Depth:</i>						
<i>Sample Date:</i>						
Parameter	Unit					
Metals						
Aluminum	mg/Kg	2490	4730	34300	5970	6360
Antimony	mg/Kg	ND (6.9)	ND (7.2)	ND (7.5)	ND (1.7)	ND (1.8)
Arsenic	mg/Kg	1.6	2.3	2.8	4.2	5.1
Barium	mg/Kg	ND (23.1)	ND (24.0)	33.7	39.6	64.1
Beryllium	mg/Kg	ND (0.58)	ND (0.60)	ND (0.62)	ND (0.14)	ND (0.14)
Cadmium	mg/Kg	ND (0.58)	ND (0.60)	0.88	ND (0.25)	ND (0.26)
Calcium	mg/Kg	6950	2340	7830	20900	18500
Chromium	mg/Kg	4.2	7.1	1110	10.6	12.2
Cobalt	mg/Kg	ND (5.8)	ND (6.0)	ND (6.2)	ND (0.68)	7.0
Copper	mg/Kg	3.5	4.8	758	10.9	14.1
Iron	mg/Kg	4480	6750	10200	10500	10800
Lead	mg/Kg	1.7	5.7	33.7	9.6	28.3
Magnesium	mg/Kg	1420	1470	3670	10100	7960
Manganese	mg/Kg	91.8	108	1270	159	288
Mercury	mg/Kg	ND (0.12)	ND (0.12)	0.12	ND (0.0054)	ND (0.0056)
Nickel	mg/Kg	ND (4.6)	6.4	31.4	9.6	14.1
Potassium	mg/Kg	ND (577)	ND (600)	ND (621)	736	987
Selenium	mg/Kg	ND (0.58)	ND (0.60)	ND (0.62)	ND (0.44)	ND (0.45)
Silver	mg/Kg	ND (1.2)	ND (1.2)	ND (1.2)	ND (0.15)	ND (0.16)
Sodium	mg/Kg	ND (577)	ND (600)	ND (621)	ND (27.7)	ND (28.7)
Thallium	mg/Kg	ND (1.2)	ND (1.2)	ND (1.2)	ND (0.67)	ND (0.69)
Vanadium	mg/Kg	8.0	12.1	43.0	16.7	16.4
Zinc	mg/Kg	9.9	18.2	712	34.0	62.7
General Chemistry						
Cyanide (total)	mg/Kg	-	-	-	-	-
Total Recoverable Petroleum Hydrocarbons	mg/Kg	-	-	-	-	-

Notes:

U - Non-detect at associated value.

J - Estimated.

- Not analyzed.

SUMMARY OF ANALYTICAL DETECTIONS
AREA SOUTH OF CREEK / AREA WEST OF FORMER DISPOSAL AREA
SOIL SAMPLES
TOLEDO, OHIO

Location:	Comp of Group 11	Comp of Group 12	TP-D5-00	TP-D6-00	TP-E1-00
Sample ID:	S-12609-041400-RSH-605	S-12609-041400-RSH-606	S-12609-041400-RSH-598	S-12609-041400-RSH-600	S-12609-041400-RSH-588
Sample Depth:			(0-4)	(0-4)	(1-2)
Sample Date:	4/14/2000	4/14/2000	4/14/2000	4/14/2000	4/14/2000
Parameter	Unit				
Volatiles					
1,1,1-Trichloroethane	ug/Kg	-	-	ND (5.2)	-
1,1-Dichloroethene	ug/Kg	-	-	ND (5.2)	-
1,2-Dichloroethene (total)	ug/Kg	-	-	-	-
2-Butanone	ug/Kg	-	-	ND (21)	-
4-Methyl-2-pentanone	ug/Kg	-	-	ND (21)	-
Acetone	ug/Kg	-	-	ND (21) U	-
Benzene	ug/Kg	-	-	ND (5.2)	-
Carbon disulfide	ug/Kg	-	-	ND (5.2)	-
Chlorobenzene	ug/Kg	-	-	ND (5.2)	-
Ethylbenzene	ug/Kg	-	-	ND (5.2)	-
Methylene chloride	ug/Kg	-	-	0.45 J	-
Styrene	ug/Kg	-	-	ND (5.2)	-
Tetrachloroethene	ug/Kg	-	-	1.1 J	-
Toluene	ug/Kg	-	-	0.32 J	-
Trichloroethene	ug/Kg	-	-	ND (5.2)	-
Xylene (total)	ug/Kg	-	-	0.88 J	-
Semi - Volatiles					
Acenaphthene	ug/Kg	ND (53)	160 J	-	-
Anthracene	ug/Kg	ND (43)	530	-	-
Benzo(a)anthracene	ug/Kg	ND (53)	1300	-	-
Benzo(a)pyrene	ug/Kg	ND (43)	1100	-	-
Benzo(b)fluoranthene	ug/Kg	ND (61)	1500	-	-
Benzo(g,h,i)perylene	ug/Kg	ND (48)	690	-	-
Benzo(k)fluoranthene	ug/Kg	ND (38)	580	-	-
bis(2-Ethylhexyl)phthalate	ug/Kg	ND (43)	ND (48)	-	-
Butyl benzylphthalate	ug/Kg	ND (46)	ND (50)	-	-
Carbazole	ug/Kg	ND (49)	220 J	-	-
Chrysene	ug/Kg	ND (42)	1300	-	-
Dibenz(a,h)anthracene	ug/Kg	ND (65)	190 J	-	-
Dibenzofuran	ug/Kg	ND (58)	90 J	-	-
Fluoranthene	ug/Kg	ND (46)	3200	-	-
Fluorene	ug/Kg	ND (52)	180 J	-	-
Indeno(1,2,3-cd)pyrene	ug/Kg	ND (60)	780	-	-
Phenanthrene	ug/Kg	ND (46)	2000	-	-
Pyrene	ug/Kg	ND (48)	2500	-	-
PCBs					
Aroclor-1248	ug/Kg	-	-	ND (43)	ND (40)
Aroclor-1254	ug/Kg	-	-	ND (43)	43
Aroclor-1260	ug/Kg	-	-	ND (43)	ND (40)
Total PCBs	ug/Kg	-	-	-	-

**SUMMARY OF ANALYTICAL DETECTIONS
AREA SOUTH OF CREEK / AREA WEST OF FORMER DISPOSAL AREA
SOIL SAMPLES**

		TOLEDO, OHIO				
<i>Location:</i>		<i>Comp of Group 11</i>	<i>Comp of Group 12</i>	<i>TP-D5-00</i>	<i>TP-D6-00</i>	<i>TP-E1-00</i>
<i>Sample ID:</i>		<i>S-12609-041400-RSH-605</i>	<i>S-12609-041400-RSH-606</i>	<i>S-12609-041400-RSH-598</i>	<i>S-12609-041400-RSH-600</i>	<i>S-12609-041400-RSH-588</i>
<i>Sample Depth:</i>				<i>(0-4)</i>	<i>(0-4)</i>	<i>(1-2)</i>
<i>Sample Date:</i>		<i>4/14/2000</i>	<i>4/14/2000</i>	<i>4/14/2000</i>	<i>4/14/2000</i>	<i>4/14/2000</i>
Parameter	Unit					
Metals						
Aluminum	mg/Kg	8570	7560	-	-	-
Antimony	mg/Kg	ND (1.8)	ND (1.9)	-	-	-
Arsenic	mg/Kg	4.6	4.9	-	-	-
Barium	mg/Kg	59.7	62.6	-	-	-
Beryllium	mg/Kg	ND (0.14)	ND (0.15)	-	-	-
Cadmium	mg/Kg	ND (0.26)	ND (0.28)	-	-	-
Calcium	mg/Kg	6820	17000	-	-	-
Chromium	mg/Kg	21.8	14.8	-	-	-
Cobalt	mg/Kg	7.1	ND (0.76)	-	-	-
Copper	mg/Kg	17.7	42.6	-	-	-
Iron	mg/Kg	15400	12400	-	-	-
Lead	mg/Kg	13.1	32.8	-	-	-
Magnesium	mg/Kg	4460	6700	-	-	-
Manganese	mg/Kg	324	300	-	-	-
Mercury	mg/Kg	ND (0.0055)	0.19	-	-	-
Nickel	mg/Kg	43.3	14.9	-	-	-
Potassium	mg/Kg	1320	825	-	-	-
Selenium	mg/Kg	ND (0.45)	ND (0.49)	-	-	-
Silver	mg/Kg	ND (0.15)	ND (0.17)	-	-	-
Sodium	mg/Kg	ND (28.2)	ND (30.8)	-	-	-
Thallium	mg/Kg	ND (0.68)	ND (0.75)	-	-	-
Vanadium	mg/Kg	20.3	15.4	-	-	-
Zinc	mg/Kg	44.3	87.8	-	-	-
General Chemistry						
Cyanide (total)	mg/Kg	-	-	-	-	-
Total Recoverable Petroleum Hydrocarbons	mg/Kg	-	-	-	-	-

Notes:
 U - Non-detect at associated value.
 J - Estimated.
 - Not analyzed.

SUMMARY OF ANALYTICAL DETECTIONS
AREA SOUTH OF CREEK / AREA WEST OF FORMER DISPOSAL AREA
SOIL SAMPLES
TOLEDO, OHIO

Location:	TP-E1-00	TP-E2-00	TP-E5-00	TP-E6-00	TP-F1-00
Sample ID:	S-12609-041400-RSH-589	S-12609-041400-RSH-591	S-12609-041400-RSH-602	S-12609-041400-RSH-601	S-12609-041400-RSH-586
Sample Depth:	(1-2)	(0-4)	(0-4)	(0-4)	(1-2)
Sample Date:	4/14/2000	4/14/2000	4/14/2000	4/14/2000	4/14/2000
Parameter	Unit				
Volatiles					
1,1,1-Trichloroethane	ug/Kg	-	-	-	-
1,1-Dichloroethene	ug/Kg	-	-	-	-
1,2-Dichloroethene (total)	ug/Kg	-	-	-	-
2-Butanone	ug/Kg	-	-	-	-
4-Methyl-2-pentanone	ug/Kg	-	-	-	-
Acetone	ug/Kg	-	-	-	-
Benzene	ug/Kg	-	-	-	-
Carbon disulfide	ug/Kg	-	-	-	-
Chlorobenzene	ug/Kg	-	-	-	-
Ethylbenzene	ug/Kg	-	-	-	-
Methylene chloride	ug/Kg	-	-	-	-
Styrene	ug/Kg	-	-	-	-
Tetrachloroethene	ug/Kg	-	-	-	-
Toluene	ug/Kg	-	-	-	-
Trichloroethene	ug/Kg	-	-	-	-
Xylene (total)	ug/Kg	-	-	-	-
Semi - Volatiles					
Acenaphthene	ug/Kg	-	-	-	-
Anthracene	ug/Kg	-	-	-	-
Benzo(a)anthracene	ug/Kg	-	-	-	-
Benzo(a)pyrene	ug/Kg	-	-	-	-
Benzo(b)fluoranthene	ug/Kg	-	-	-	-
Benzo(g,h,i)perylene	ug/Kg	-	-	-	-
Benzo(k)fluoranthene	ug/Kg	-	-	-	-
bis(2-Ethylhexyl)phthalate	ug/Kg	-	-	-	-
Butyl benzylphthalate	ug/Kg	-	-	-	-
Carbazole	ug/Kg	-	-	-	-
Chrysene	ug/Kg	-	-	-	-
Dibenz(a,h)anthracene	ug/Kg	-	-	-	-
Dibenzofuran	ug/Kg	-	-	-	-
Fluoranthene	ug/Kg	-	-	-	-
Fluorene	ug/Kg	-	-	-	-
Indeno(1,2,3-cd)pyrene	ug/Kg	-	-	-	-
Phenanthrene	ug/Kg	-	-	-	-
Pyrene	ug/Kg	-	-	-	-
PCBs					
Aroclor-1248	ug/Kg	ND (40)	ND (38)	ND (40)	ND (41)
Aroclor-1254	ug/Kg	45	ND (38)	ND (40)	ND (38)
Aroclor-1260	ug/Kg	ND (40)	ND (38)	ND (40)	ND (41)
Total PCBs	ug/Kg	-	-	-	-

**SUMMARY OF ANALYTICAL DETECTIONS
AREA SOUTH OF CREEK / AREA WEST OF FORMER DISPOSAL AREA
SOIL SAMPLES**

TOLEDO, OHIO

<i>Location:</i>	<i>TP-E1-00</i>	<i>TP-E2-00</i>	<i>TP-E5-00</i>	<i>TP-E6-00</i>	<i>TP-F1-00</i>
<i>Sample ID:</i>	<i>S-12609-041400-RSH-589</i>	<i>S-12609-041400-RSH-591</i>	<i>S-12609-041400-RSH-602</i>	<i>S-12609-041400-RSH-601</i>	<i>S-12609-041400-RSH-586</i>
<i>Sample Depth:</i>	<i>(1-2)</i>	<i>(0-4)</i>	<i>(0-4)</i>	<i>(0-4)</i>	<i>(1-2)</i>
<i>Sample Date:</i>	<i>4/14/2000</i>	<i>4/14/2000</i>	<i>4/14/2000</i>	<i>4/14/2000</i>	<i>4/14/2000</i>
<i>Parameter</i>	<i>Unit</i>				
Metals					
Aluminum	mg/Kg	-	-	-	-
Antimony	mg/Kg	-	-	-	-
Arsenic	mg/Kg	-	-	-	-
Barium	mg/Kg	-	-	-	-
Beryllium	mg/Kg	-	-	-	-
Cadmium	mg/Kg	-	-	-	-
Calcium	mg/Kg	-	-	-	-
Chromium	mg/Kg	-	-	-	-
Cobalt	mg/Kg	-	-	-	-
Copper	mg/Kg	-	-	-	-
Iron	mg/Kg	-	-	-	-
Lead	mg/Kg	-	-	-	-
Magnesium	mg/Kg	-	-	-	-
Manganese	mg/Kg	-	-	-	-
Mercury	mg/Kg	-	-	-	-
Nickel	mg/Kg	-	-	-	-
Potassium	mg/Kg	-	-	-	-
Selenium	mg/Kg	-	-	-	-
Silver	mg/Kg	-	-	-	-
Sodium	mg/Kg	-	-	-	-
Thallium	mg/Kg	-	-	-	-
Vanadium	mg/Kg	-	-	-	-
Zinc	mg/Kg	-	-	-	-
General Chemistry					
Cyanide (total)	mg/Kg	-	-	-	-
Total Recoverable Petroleum Hydrocarbons	mg/Kg	-	-	-	-

Notes:
 U - Non-detect at associated value.
 J - Estimated.
 - Not analyzed.

SUMMARY OF ANALYTICAL DETECTIONS
AREA SOUTH OF CREEK / AREA WEST OF FORMER DISPOSAL AREA
SOIL SAMPLES
TOLEDO, OHIO

Location:	TP-F1-00	TP-F2-00	TP-G1-00	TP-G2-00	TP-H1-00
Sample ID:	S-12609-041400-RSH-587	S-12609-041400-RSH-590	S-12609-041400-RSH-584	S-12609-041400-RSH-585	S-12609-041400-RSH-583
Sample Depth:	(1-2)	(1-2)	(2-3)	(0-4)	(0-4)
Sample Date:	4/14/2000	4/14/2000	4/14/2000	4/14/2000	4/14/2000
Parameter	Unit				
Volatiles					
1,1,1-Trichloroethane	ug/Kg	-	ND (6.4)	-	-
1,1-Dichloroethene	ug/Kg	-	ND (6.4)	-	-
1,2-Dichloroethene (total)	ug/Kg	-	-	-	-
2-Butanone	ug/Kg	-	ND (26)	-	-
4-Methyl-2-pentanone	ug/Kg	-	ND (26)	-	-
Acetone	ug/Kg	-	ND (26) U	-	-
Benzene	ug/Kg	-	ND (6.4)	-	-
Carbon disulfide	ug/Kg	-	ND (6.4)	-	-
Chlorobenzene	ug/Kg	-	ND (6.4)	-	-
Ethylbenzene	ug/Kg	-	ND (6.4)	-	-
Methylene chloride	ug/Kg	-	1.5 J	-	-
Styrene	ug/Kg	-	ND (6.4)	-	-
Tetrachloroethene	ug/Kg	-	ND (6.4)	-	-
Toluene	ug/Kg	-	0.57 J	-	-
Trichloroethene	ug/Kg	-	ND (6.4)	-	-
Xylene (total)	ug/Kg	-	1.6 J	-	-
Semi - Volatiles					
Acenaphthene	ug/Kg	-	-	-	-
Anthracene	ug/Kg	-	-	-	-
Benzo(a)anthracene	ug/Kg	-	-	-	-
Benzo(a)pyrene	ug/Kg	-	-	-	-
Benzo(b)fluoranthene	ug/Kg	-	-	-	-
Benzo(g,h,i)perylene	ug/Kg	-	-	-	-
Benzo(k)fluoranthene	ug/Kg	-	-	-	-
bis(2-Ethylhexyl)phthalate	ug/Kg	-	-	-	-
Butyl benzylphthalate	ug/Kg	-	-	-	-
Carbazole	ug/Kg	-	-	-	-
Chrysene	ug/Kg	-	-	-	-
Dibenz(a,h)anthracene	ug/Kg	-	-	-	-
Dibenzofuran	ug/Kg	-	-	-	-
Fluoranthene	ug/Kg	-	-	-	-
Fluorene	ug/Kg	-	-	-	-
Indeno(1,2,3-cd)pyrene	ug/Kg	-	-	-	-
Phenanthrene	ug/Kg	-	-	-	-
Pyrene	ug/Kg	-	-	-	-
PCBs					
Aroclor-1248	ug/Kg	ND (38)	ND (43)	ND (38)	ND (35)
Aroclor-1254	ug/Kg	ND (38)	74	120	ND (35)
Aroclor-1260	ug/Kg	ND (38)	ND (43)	ND (38)	ND (35)
Total PCBs	ug/Kg	-	-	-	-

**SUMMARY OF ANALYTICAL DETECTIONS
AREA SOUTH OF CREEK / AREA WEST OF FORMER DISPOSAL AREA
SOIL SAMPLES**

TOLEDO, OHIO

<i>Location:</i>	<i>TP-F1-00</i>	<i>TP-F2-00</i>	<i>TP-G1-00</i>	<i>TP-G2-00</i>	<i>TP-H1-00</i>
<i>Sample ID:</i>	<i>S-12609-041400-RSH-587</i>	<i>S-12609-041400-RSH-590</i>	<i>S-12609-041400-RSH-584</i>	<i>S-12609-041400-RSH-585</i>	<i>S-12609-041400-RSH-583</i>
<i>Sample Depth:</i>	<i>(1-2)</i>	<i>(1-2)</i>	<i>(2-3)</i>	<i>(0-4)</i>	<i>(0-4)</i>
<i>Sample Date:</i>	<i>4/14/2000</i>	<i>4/14/2000</i>	<i>4/14/2000</i>	<i>4/14/2000</i>	<i>4/14/2000</i>
<i>Parameter</i>	<i>Unit</i>				
Metals					
Aluminum	mg/Kg	-	-	-	-
Antimony	mg/Kg	-	-	-	-
Arsenic	mg/Kg	-	-	-	-
Barium	mg/Kg	-	-	-	-
Beryllium	mg/Kg	-	-	-	-
Cadmium	mg/Kg	-	-	-	-
Calcium	mg/Kg	-	-	-	-
Chromium	mg/Kg	-	-	-	-
Cobalt	mg/Kg	-	-	-	-
Copper	mg/Kg	-	-	-	-
Iron	mg/Kg	-	-	-	-
Lead	mg/Kg	-	-	-	-
Magnesium	mg/Kg	-	-	-	-
Manganese	mg/Kg	-	-	-	-
Mercury	mg/Kg	-	-	-	-
Nickel	mg/Kg	-	-	-	-
Potassium	mg/Kg	-	-	-	-
Selenium	mg/Kg	-	-	-	-
Silver	mg/Kg	-	-	-	-
Sodium	mg/Kg	-	-	-	-
Thallium	mg/Kg	-	-	-	-
Vanadium	mg/Kg	-	-	-	-
Zinc	mg/Kg	-	-	-	-
General Chemistry					
Cyanide (total)	mg/Kg	-	-	-	-
Total Recoverable Petroleum Hydrocarbons	mg/Kg	-	-	-	-

Notes:
 U - Non-detect at associated value.
 J - Estimated.
 - Not analyzed.

SUMMARY OF ANALYTICAL DETECTIONS
AREA SOUTH OF CREEK / AREA WEST OF FORMER DISPOSAL AREA
SOIL SAMPLES
TOLEDO, OHIO

Location:	TP-H2-00	HA-C1-00	HA-C2-00	HA-C2-00	HA-D1-00
Sample ID:	S-12609-041400-RSH-582	S-12609-041400-DRD-417	S-12609-041400-DRD-419	S-12609-041400-DRD-420	S-12609-041400-DRD-423
Sample Depth:	(1-2)	(0-1)	(0-1)	(3-4)	(0-1)
Sample Date:	4/14/2000	4/14/2000	4/14/2000	4/14/2000	4/14/2000
Parameter	Unit				
Volatiles					
1,1,1-Trichloroethane	ug/Kg	-	-	-	-
1,1-Dichloroethene	ug/Kg	-	-	-	-
1,2-Dichloroethene (total)	ug/Kg	-	-	-	-
2-Butanone	ug/Kg	-	-	-	-
4-Methyl-2-pentanone	ug/Kg	-	-	-	-
Acetone	ug/Kg	-	-	-	-
Benzene	ug/Kg	-	-	-	-
Carbon disulfide	ug/Kg	-	-	-	-
Chlorobenzene	ug/Kg	-	-	-	-
Ethylbenzene	ug/Kg	-	-	-	-
Methylene chloride	ug/Kg	-	-	-	-
Styrene	ug/Kg	-	-	-	-
Tetrachloroethene	ug/Kg	-	-	-	-
Toluene	ug/Kg	-	-	-	-
Trichloroethene	ug/Kg	-	-	-	-
Xylene (total)	ug/Kg	-	-	-	-
Semi - Volatiles					
Acenaphthene	ug/Kg	-	-	-	-
Anthracene	ug/Kg	-	-	-	-
Benzo(a)anthracene	ug/Kg	-	-	-	-
Benzo(a)pyrene	ug/Kg	-	-	-	-
Benzo(b)fluoranthene	ug/Kg	-	-	-	-
Benzo(g,h,i)perylene	ug/Kg	-	-	-	-
Benzo(k)fluoranthene	ug/Kg	-	-	-	-
bis(2-Ethylhexyl)phthalate	ug/Kg	-	-	-	-
Butyl benzylphthalate	ug/Kg	-	-	-	-
Carbazole	ug/Kg	-	-	-	-
Chrysene	ug/Kg	-	-	-	-
Dibenz(a,h)anthracene	ug/Kg	-	-	-	-
Dibenzofuran	ug/Kg	-	-	-	-
Fluoranthene	ug/Kg	-	-	-	-
Fluorene	ug/Kg	-	-	-	-
Indeno(1,2,3-cd)pyrene	ug/Kg	-	-	-	-
Phenanthrene	ug/Kg	-	-	-	-
Pyrene	ug/Kg	-	-	-	-
PCBs					
Aroclor-1248	ug/Kg	ND (77)	ND (20)	ND (9.4)	ND (10)
Aroclor-1254	ug/Kg	550	390 J	440	ND (25)
Aroclor-1260	ug/Kg	ND (77)	ND (35)	ND (34)	ND (16)
Total PCBs	ug/Kg	-	-	-	-

**SUMMARY OF ANALYTICAL DETECTIONS
AREA SOUTH OF CREEK / AREA WEST OF FORMER DISPOSAL AREA
SOIL SAMPLES**

		TOLEDO, OHIO				
<i>Location:</i>		<i>TP-H2-00</i>	<i>HA-C1-00</i>	<i>HA-C2-00</i>	<i>HA-C2-00</i>	<i>HA-D1-00</i>
<i>Sample ID:</i>		<i>S-12609-041400-RSH-582</i>	<i>S-12609-041400-DRD-417</i>	<i>S-12609-041400-DRD-419</i>	<i>S-12609-041400-DRD-420</i>	<i>S-12609-041400-DRD-423</i>
<i>Sample Depth:</i>		<i>(1-2)</i>	<i>(0-1)</i>	<i>(0-1)</i>	<i>(3-4)</i>	<i>(0-1)</i>
<i>Sample Date:</i>		<i>4/14/2000</i>	<i>4/14/2000</i>	<i>4/14/2000</i>	<i>4/14/2000</i>	<i>4/14/2000</i>
Parameter	Unit					
Metals						
Aluminum	mg/Kg	-	-	-	-	-
Antimony	mg/Kg	-	-	-	-	-
Arsenic	mg/Kg	-	-	-	-	-
Barium	mg/Kg	-	-	-	-	-
Beryllium	mg/Kg	-	-	-	-	-
Cadmium	mg/Kg	-	-	-	-	-
Calcium	mg/Kg	-	-	-	-	-
Chromium	mg/Kg	-	-	-	-	-
Cobalt	mg/Kg	-	-	-	-	-
Copper	mg/Kg	-	-	-	-	-
Iron	mg/Kg	-	-	-	-	-
Lead	mg/Kg	-	-	-	-	-
Magnesium	mg/Kg	-	-	-	-	-
Manganese	mg/Kg	-	-	-	-	-
Mercury	mg/Kg	-	-	-	-	-
Nickel	mg/Kg	-	-	-	-	-
Potassium	mg/Kg	-	-	-	-	-
Selenium	mg/Kg	-	-	-	-	-
Silver	mg/Kg	-	-	-	-	-
Sodium	mg/Kg	-	-	-	-	-
Thallium	mg/Kg	-	-	-	-	-
Vanadium	mg/Kg	-	-	-	-	-
Zinc	mg/Kg	-	-	-	-	-
General Chemistry						
Cyanide (total)	mg/Kg	-	-	-	-	-
Total Recoverable Petroleum Hydrocarbons	mg/Kg	-	-	-	-	-

Notes:
 U - Non-detect at associated value.
 J - Estimated.
 - Not analyzed.

SUMMARY OF ANALYTICAL DETECTIONS
AREA SOUTH OF CREEK / AREA WEST OF FORMER DISPOSAL AREA
SOIL SAMPLES
TOLEDO, OHIO

<i>Location:</i>	<i>HA-D1-00</i>	<i>HA-D2-00</i>	<i>HA-D2-00</i>	<i>HA-D3-00</i>	<i>HA-D3-00</i>
<i>Sample ID:</i>	<i>S-12609-041400-DRD-424</i>	<i>S-12609-041400-DRD-421</i>	<i>S-12609-041400-DRD-422</i>	<i>S-12609-041300-DRD-411</i>	<i>S-12609-041300-DRD-412</i>
<i>Sample Depth:</i>	<i>(3-4)</i>	<i>(0-1)</i>	<i>(3-4)</i>	<i>(0-1)</i>	<i>(3-4)</i>
<i>Sample Date:</i>	<i>4/14/2000</i>	<i>4/14/2000</i>	<i>4/14/2000</i>	<i>4/13/2000</i>	<i>4/13/2000</i>
Parameter	Unit				
Volatiles					
1,1,1-Trichloroethane	ug/Kg	-	-	-	-
1,1-Dichloroethene	ug/Kg	-	-	-	-
1,2-Dichloroethene (total)	ug/Kg	-	-	-	-
2-Butanone	ug/Kg	-	-	-	-
4-Methyl-2-pentanone	ug/Kg	-	-	-	-
Acetone	ug/Kg	-	-	-	-
Benzene	ug/Kg	-	-	-	-
Carbon disulfide	ug/Kg	-	-	-	-
Chlorobenzene	ug/Kg	-	-	-	-
Ethylbenzene	ug/Kg	-	-	-	-
Methylene chloride	ug/Kg	-	-	-	-
Styrene	ug/Kg	-	-	-	-
Tetrachloroethene	ug/Kg	-	-	-	-
Toluene	ug/Kg	-	-	-	-
Trichloroethene	ug/Kg	-	-	-	-
Xylene (total)	ug/Kg	-	-	-	-
Semi - Volatiles					
Acenaphthene	ug/Kg	-	-	-	-
Anthracene	ug/Kg	-	-	-	-
Benzo(a)anthracene	ug/Kg	-	-	-	-
Benzo(a)pyrene	ug/Kg	-	-	-	-
Benzo(b)fluoranthene	ug/Kg	-	-	-	-
Benzo(g,h,i)perylene	ug/Kg	-	-	-	-
Benzo(k)fluoranthene	ug/Kg	-	-	-	-
bis(2-Ethylhexyl)phthalate	ug/Kg	-	-	-	-
Butyl benzylphthalate	ug/Kg	-	-	-	-
Carbazole	ug/Kg	-	-	-	-
Chrysene	ug/Kg	-	-	-	-
Dibenz(a,h)anthracene	ug/Kg	-	-	-	-
Dibenzofuran	ug/Kg	-	-	-	-
Fluoranthene	ug/Kg	-	-	-	-
Fluorene	ug/Kg	-	-	-	-
Indeno(1,2,3-cd)pyrene	ug/Kg	-	-	-	-
Phenanthrene	ug/Kg	-	-	-	-
Pyrene	ug/Kg	-	-	-	-
PCBs					
Aroclor-1248	ug/Kg	ND (9.6)	ND (10)	ND (9.9)	ND (41)
Aroclor-1254	ug/Kg	ND (24)	ND (25)	ND (24)	ND (41)
Aroclor-1260	ug/Kg	ND (17)	ND (17)	ND (17)	ND (41)
Total PCBs	ug/Kg	-	-	-	-

**SUMMARY OF ANALYTICAL DETECTIONS
AREA SOUTH OF CREEK / AREA WEST OF FORMER DISPOSAL AREA
SOIL SAMPLES**

		TOLEDO, OHIO				
<i>Location:</i>		<i>HA-D1-00</i>	<i>HA-D2-00</i>	<i>HA-D2-00</i>	<i>HA-D3-00</i>	<i>HA-D3-00</i>
<i>Sample ID:</i>		<i>S-12609-041400-DRD-424</i>	<i>S-12609-041400-DRD-421</i>	<i>S-12609-041400-DRD-422</i>	<i>S-12609-041300-DRD-411</i>	<i>S-12609-041300-DRD-412</i>
<i>Sample Depth:</i>		<i>(3-4)</i>	<i>(0-1)</i>	<i>(3-4)</i>	<i>(0-1)</i>	<i>(3-4)</i>
<i>Sample Date:</i>		<i>4/14/2000</i>	<i>4/14/2000</i>	<i>4/14/2000</i>	<i>4/13/2000</i>	<i>4/13/2000</i>
Parameter	Unit					
Metals						
Aluminum	mg/Kg	-	-	-	-	-
Antimony	mg/Kg	-	-	-	-	-
Arsenic	mg/Kg	-	-	-	-	-
Barium	mg/Kg	-	-	-	-	-
Beryllium	mg/Kg	-	-	-	-	-
Cadmium	mg/Kg	-	-	-	-	-
Calcium	mg/Kg	-	-	-	-	-
Chromium	mg/Kg	-	-	-	-	-
Cobalt	mg/Kg	-	-	-	-	-
Copper	mg/Kg	-	-	-	-	-
Iron	mg/Kg	-	-	-	-	-
Lead	mg/Kg	-	-	-	-	-
Magnesium	mg/Kg	-	-	-	-	-
Manganese	mg/Kg	-	-	-	-	-
Mercury	mg/Kg	-	-	-	-	-
Nickel	mg/Kg	-	-	-	-	-
Potassium	mg/Kg	-	-	-	-	-
Selenium	mg/Kg	-	-	-	-	-
Silver	mg/Kg	-	-	-	-	-
Sodium	mg/Kg	-	-	-	-	-
Thallium	mg/Kg	-	-	-	-	-
Vanadium	mg/Kg	-	-	-	-	-
Zinc	mg/Kg	-	-	-	-	-
General Chemistry						
Cyanide (total)	mg/Kg	-	-	-	-	-
Total Recoverable Petroleum Hydrocarbons	mg/Kg	-	-	-	-	-

Notes:
 U - Non-detect at associated value.
 J - Estimated.
 - Not analyzed.

**SUMMARY OF ANALYTICAL DETECTIONS
AREA SOUTH OF CREEK / AREA WEST OF FORMER DISPOSAL AREA
SOIL SAMPLES
TOLEDO, OHIO**

<i>Location:</i>	<i>HA-D4-00</i>	<i>HA-D4-00</i>	<i>HA-E3-00</i>	<i>HA-E3-00</i>	<i>HA-E4-00</i>
<i>Sample ID:</i>	<i>S-12609-041300-DRD-409</i>	<i>S-12609-041300-DRD-410</i>	<i>S-12609-041300-DRD-413</i>	<i>S-12609-041300-DRD-414</i>	<i>S-12609-041400-DRD-435</i>
<i>Sample Depth:</i>	<i>(0-1)</i>	<i>(3-4)</i>	<i>(0-1)</i>	<i>(3-4)</i>	<i>(0-1)</i>
<i>Sample Date:</i>	<i>4/13/2000</i>	<i>4/13/2000</i>	<i>4/13/2000</i>	<i>4/13/2000</i>	<i>4/14/2000</i>
Parameter	Unit				
Volatiles					
1,1,1-Trichloroethane	ug/Kg	-	-	-	-
1,1-Dichloroethene	ug/Kg	-	-	-	-
1,2-Dichloroethene (total)	ug/Kg	-	-	-	-
2-Butanone	ug/Kg	-	-	-	-
4-Methyl-2-pentanone	ug/Kg	-	-	-	-
Acetone	ug/Kg	-	-	-	-
Benzene	ug/Kg	-	-	-	-
Carbon disulfide	ug/Kg	-	-	-	-
Chlorobenzene	ug/Kg	-	-	-	-
Ethylbenzene	ug/Kg	-	-	-	-
Methylene chloride	ug/Kg	-	-	-	-
Styrene	ug/Kg	-	-	-	-
Tetrachloroethene	ug/Kg	-	-	-	-
Toluene	ug/Kg	-	-	-	-
Trichloroethene	ug/Kg	-	-	-	-
Xylene (total)	ug/Kg	-	-	-	-
Semi - Volatiles					
Acenaphthene	ug/Kg	-	-	-	-
Anthracene	ug/Kg	-	-	-	-
Benzo(a)anthracene	ug/Kg	-	-	-	-
Benzo(a)pyrene	ug/Kg	-	-	-	-
Benzo(b)fluoranthene	ug/Kg	-	-	-	-
Benzo(g,h,i)perylene	ug/Kg	-	-	-	-
Benzo(k)fluoranthene	ug/Kg	-	-	-	-
bis(2-Ethylhexyl)phthalate	ug/Kg	-	-	-	-
Butyl benzylphthalate	ug/Kg	-	-	-	-
Carbazole	ug/Kg	-	-	-	-
Chrysene	ug/Kg	-	-	-	-
Dibenz(a,h)anthracene	ug/Kg	-	-	-	-
Dibenzofuran	ug/Kg	-	-	-	-
Fluoranthene	ug/Kg	-	-	-	-
Fluorene	ug/Kg	-	-	-	-
Indeno(1,2,3-cd)pyrene	ug/Kg	-	-	-	-
Phenanthrene	ug/Kg	-	-	-	-
Pyrene	ug/Kg	-	-	-	-
PCBs					
Aroclor-1248	ug/Kg	ND (42)	ND (36)	ND (40)	ND (40)
Aroclor-1254	ug/Kg	ND (42)	ND (36)	ND (40)	ND (40)
Aroclor-1260	ug/Kg	ND (42)	ND (36)	ND (40)	ND (40)
Total PCBs	ug/Kg	-	-	-	-

**SUMMARY OF ANALYTICAL DETECTIONS
AREA SOUTH OF CREEK / AREA WEST OF FORMER DISPOSAL AREA
SOIL SAMPLES**

		TOLEDO, OHIO				
<i>Location:</i>		<i>HA-D4-00</i>	<i>HA-D4-00</i>	<i>HA-E3-00</i>	<i>HA-E3-00</i>	<i>HA-E4-00</i>
<i>Sample ID:</i>		<i>S-12609-041300-DRD-409</i>	<i>S-12609-041300-DRD-410</i>	<i>S-12609-041300-DRD-413</i>	<i>S-12609-041300-DRD-414</i>	<i>S-12609-041400-DRD-435</i>
<i>Sample Depth:</i>		<i>(0-1)</i>	<i>(3-4)</i>	<i>(0-1)</i>	<i>(3-4)</i>	<i>(0-1)</i>
<i>Sample Date:</i>		<i>4/13/2000</i>	<i>4/13/2000</i>	<i>4/13/2000</i>	<i>4/13/2000</i>	<i>4/14/2000</i>
Parameter	Unit					
Metals						
Aluminum	mg/Kg	-	-	-	-	-
Antimony	mg/Kg	-	-	-	-	-
Arsenic	mg/Kg	-	-	-	-	-
Barium	mg/Kg	-	-	-	-	-
Beryllium	mg/Kg	-	-	-	-	-
Cadmium	mg/Kg	-	-	-	-	-
Calcium	mg/Kg	-	-	-	-	-
Chromium	mg/Kg	-	-	-	-	-
Cobalt	mg/Kg	-	-	-	-	-
Copper	mg/Kg	-	-	-	-	-
Iron	mg/Kg	-	-	-	-	-
Lead	mg/Kg	-	-	-	-	-
Magnesium	mg/Kg	-	-	-	-	-
Manganese	mg/Kg	-	-	-	-	-
Mercury	mg/Kg	-	-	-	-	-
Nickel	mg/Kg	-	-	-	-	-
Potassium	mg/Kg	-	-	-	-	-
Selenium	mg/Kg	-	-	-	-	-
Silver	mg/Kg	-	-	-	-	-
Sodium	mg/Kg	-	-	-	-	-
Thallium	mg/Kg	-	-	-	-	-
Vanadium	mg/Kg	-	-	-	-	-
Zinc	mg/Kg	-	-	-	-	-
General Chemistry						
Cyanide (total)	mg/Kg	-	-	-	-	-
Total Recoverable Petroleum Hydrocarbons	mg/Kg	-	-	-	-	-

Notes:
 U - Non-detect at associated value.
 J - Estimated.
 - Not analyzed.

SUMMARY OF ANALYTICAL DETECTIONS
AREA SOUTH OF CREEK / AREA WEST OF FORMER DISPOSAL AREA
SOIL SAMPLES
TOLEDO, OHIO

<i>Location:</i>	<i>HA-E4-00</i>	<i>HA-F3-00</i>	<i>HA-F3-00</i>	<i>HA-F4-00</i>	<i>HA-F4-00</i>
<i>Sample ID:</i>	S-12609-041400-DRD-436	S-12609-041300-DRD-415	S-12609-041300-DRD-416	S-12609-041400-DRD-425	S-12609-041400-DRD-426
<i>Sample Depth:</i>	(3-4)	(0-1)	(3-4)	(0-1)	(3-4)
<i>Sample Date:</i>	4/14/2000	4/13/2000	4/13/2000	4/14/2000	4/14/2000
<i>Parameter</i>	<i>Unit</i>				
Volatiles					
1,1,1-Trichloroethane	ug/Kg	-	-	-	-
1,1-Dichloroethene	ug/Kg	-	-	-	-
1,2-Dichloroethene (total)	ug/Kg	-	-	-	-
2-Butanone	ug/Kg	-	-	-	-
4-Methyl-2-pentanone	ug/Kg	-	-	-	-
Acetone	ug/Kg	-	-	-	-
Benzene	ug/Kg	-	-	-	-
Carbon disulfide	ug/Kg	-	-	-	-
Chlorobenzene	ug/Kg	-	-	-	-
Ethylbenzene	ug/Kg	-	-	-	-
Methylene chloride	ug/Kg	-	-	-	-
Styrene	ug/Kg	-	-	-	-
Tetrachloroethene	ug/Kg	-	-	-	-
Toluene	ug/Kg	-	-	-	-
Trichloroethene	ug/Kg	-	-	-	-
Xylene (total)	ug/Kg	-	-	-	-
Semi - Volatiles					
Acenaphthene	ug/Kg	-	-	-	-
Anthracene	ug/Kg	-	-	-	-
Benzo(a)anthracene	ug/Kg	-	-	-	-
Benzo(a)pyrene	ug/Kg	-	-	-	-
Benzo(b)fluoranthene	ug/Kg	-	-	-	-
Benzo(g,h,i)perylene	ug/Kg	-	-	-	-
Benzo(k)fluoranthene	ug/Kg	-	-	-	-
bis(2-Ethylhexyl)phthalate	ug/Kg	-	-	-	-
Butyl benzylphthalate	ug/Kg	-	-	-	-
Carbazole	ug/Kg	-	-	-	-
Chrysene	ug/Kg	-	-	-	-
Dibenz(a,h)anthracene	ug/Kg	-	-	-	-
Dibenzofuran	ug/Kg	-	-	-	-
Fluoranthene	ug/Kg	-	-	-	-
Fluorene	ug/Kg	-	-	-	-
Indeno(1,2,3-cd)pyrene	ug/Kg	-	-	-	-
Phenanthrene	ug/Kg	-	-	-	-
Pyrene	ug/Kg	-	-	-	-
PCBs					
Aroclor-1248	ug/Kg	ND (9.7)	ND (40)	ND (38)	ND (9.8)
Aroclor-1254	ug/Kg	ND (24)	ND (40)	ND (38)	ND (24)
Aroclor-1260	ug/Kg	ND (17)	ND (40)	ND (38)	ND (17)
Total PCBs	ug/Kg	-	-	-	-

**SUMMARY OF ANALYTICAL DETECTIONS
AREA SOUTH OF CREEK / AREA WEST OF FORMER DISPOSAL AREA
SOIL SAMPLES**

		TOLEDO, OHIO				
<i>Location:</i>		<i>HA-E4-00</i>	<i>HA-F3-00</i>	<i>HA-F3-00</i>	<i>HA-F4-00</i>	<i>HA-F4-00</i>
<i>Sample ID:</i>		<i>S-12609-041400-DRD-436</i>	<i>S-12609-041300-DRD-415</i>	<i>S-12609-041300-DRD-416</i>	<i>S-12609-041400-DRD-425</i>	<i>S-12609-041400-DRD-426</i>
<i>Sample Depth:</i>		<i>(3-4)</i>	<i>(0-1)</i>	<i>(3-4)</i>	<i>(0-1)</i>	<i>(3-4)</i>
<i>Sample Date:</i>		<i>4/14/2000</i>	<i>4/13/2000</i>	<i>4/13/2000</i>	<i>4/14/2000</i>	<i>4/14/2000</i>
Parameter	Unit					
Metals						
Aluminum	mg/Kg	-	-	-	-	-
Antimony	mg/Kg	-	-	-	-	-
Arsenic	mg/Kg	-	-	-	-	-
Barium	mg/Kg	-	-	-	-	-
Beryllium	mg/Kg	-	-	-	-	-
Cadmium	mg/Kg	-	-	-	-	-
Calcium	mg/Kg	-	-	-	-	-
Chromium	mg/Kg	-	-	-	-	-
Cobalt	mg/Kg	-	-	-	-	-
Copper	mg/Kg	-	-	-	-	-
Iron	mg/Kg	-	-	-	-	-
Lead	mg/Kg	-	-	-	-	-
Magnesium	mg/Kg	-	-	-	-	-
Manganese	mg/Kg	-	-	-	-	-
Mercury	mg/Kg	-	-	-	-	-
Nickel	mg/Kg	-	-	-	-	-
Potassium	mg/Kg	-	-	-	-	-
Selenium	mg/Kg	-	-	-	-	-
Silver	mg/Kg	-	-	-	-	-
Sodium	mg/Kg	-	-	-	-	-
Thallium	mg/Kg	-	-	-	-	-
Vanadium	mg/Kg	-	-	-	-	-
Zinc	mg/Kg	-	-	-	-	-
General Chemistry						
Cyanide (total)	mg/Kg	-	-	-	-	-
Total Recoverable Petroleum Hydrocarbons	mg/Kg	-	-	-	-	-

Notes:
 U - Non-detect at associated value.
 J - Estimated.
 - Not analyzed.

**SUMMARY OF ANALYTICAL DETECTIONS
AREA SOUTH OF CREEK / AREA WEST OF FORMER DISPOSAL AREA
SOIL SAMPLES
TOLEDO, OHIO**

<i>Location:</i>	<i>HA-F5-00</i>	<i>HA-F6-00</i>	<i>HA-F6-00</i>	<i>HA-F6-00</i>	<i>HA-F6-00</i>
<i>Sample ID:</i>	S-12609-041400-DRD-427	S-12609-041400-DRD-429	S-12609-041400-DRD-431	S-12609-041400-DRD-430	S-12609-041400-DRD-432
<i>Sample Depth:</i>	(0-1)	(0-1)	(0-1)	(3-4)	(3-4)
<i>Sample Date:</i>	4/14/2000	4/14/2000	4/14/2000	4/14/2000	4/14/2000
Parameter	Unit				
Volatiles					
1,1,1-Trichloroethane	ug/Kg	-	-	-	-
1,1-Dichloroethene	ug/Kg	-	-	-	-
1,2-Dichloroethene (total)	ug/Kg	-	-	-	-
2-Butanone	ug/Kg	-	-	-	-
4-Methyl-2-pentanone	ug/Kg	-	-	-	-
Acetone	ug/Kg	-	-	-	-
Benzene	ug/Kg	-	-	-	-
Carbon disulfide	ug/Kg	-	-	-	-
Chlorobenzene	ug/Kg	-	-	-	-
Ethylbenzene	ug/Kg	-	-	-	-
Methylene chloride	ug/Kg	-	-	-	-
Styrene	ug/Kg	-	-	-	-
Tetrachloroethene	ug/Kg	-	-	-	-
Toluene	ug/Kg	-	-	-	-
Trichloroethene	ug/Kg	-	-	-	-
Xylene (total)	ug/Kg	-	-	-	-
Semi - Volatiles					
Acenaphthene	ug/Kg	-	-	-	-
Anthracene	ug/Kg	-	-	-	-
Benzo(a)anthracene	ug/Kg	-	-	-	-
Benzo(a)pyrene	ug/Kg	-	-	-	-
Benzo(b)fluoranthene	ug/Kg	-	-	-	-
Benzo(g,h,i)perylene	ug/Kg	-	-	-	-
Benzo(k)fluoranthene	ug/Kg	-	-	-	-
bis(2-Ethylhexyl)phthalate	ug/Kg	-	-	-	-
Butyl benzylphthalate	ug/Kg	-	-	-	-
Carbazole	ug/Kg	-	-	-	-
Chrysene	ug/Kg	-	-	-	-
Dibenz(a,h)anthracene	ug/Kg	-	-	-	-
Dibenzofuran	ug/Kg	-	-	-	-
Fluoranthene	ug/Kg	-	-	-	-
Fluorene	ug/Kg	-	-	-	-
Indeno(1,2,3-cd)pyrene	ug/Kg	-	-	-	-
Phenanthrene	ug/Kg	-	-	-	-
Pyrene	ug/Kg	-	-	-	-
PCBs					
Aroclor-1248	ug/Kg	ND (9.6)	ND (9.9)	ND (9.3)	ND (10)
Aroclor-1254	ug/Kg	ND (24)	ND (24)	ND (23)	ND (25)
Aroclor-1260	ug/Kg	ND (17)	ND (17)	ND (16)	ND (17)
Total PCBs	ug/Kg	-	-	-	-

**SUMMARY OF ANALYTICAL DETECTIONS
AREA SOUTH OF CREEK / AREA WEST OF FORMER DISPOSAL AREA
SOIL SAMPLES**

		TOLEDO, OHIO				
<i>Location:</i>		<i>HA-F5-00</i>	<i>HA-F6-00</i>	<i>HA-F6-00</i>	<i>HA-F6-00</i>	<i>HA-F6-00</i>
<i>Sample ID:</i>		<i>S-12609-041400-DRD-427</i>	<i>S-12609-041400-DRD-429</i>	<i>S-12609-041400-DRD-431</i>	<i>S-12609-041400-DRD-430</i>	<i>S-12609-041400-DRD-432</i>
<i>Sample Depth:</i>		<i>(0-1)</i>	<i>(0-1)</i>	<i>(0-1)</i>	<i>(3-4)</i>	<i>(3-4)</i>
<i>Sample Date:</i>		<i>4/14/2000</i>	<i>4/14/2000</i>	<i>4/14/2000</i>	<i>4/14/2000</i>	<i>4/14/2000</i>
Parameter	Unit					
Metals						
Aluminum	mg/Kg	-	-	-	-	-
Antimony	mg/Kg	-	-	-	-	-
Arsenic	mg/Kg	-	-	-	-	-
Barium	mg/Kg	-	-	-	-	-
Beryllium	mg/Kg	-	-	-	-	-
Cadmium	mg/Kg	-	-	-	-	-
Calcium	mg/Kg	-	-	-	-	-
Chromium	mg/Kg	-	-	-	-	-
Cobalt	mg/Kg	-	-	-	-	-
Copper	mg/Kg	-	-	-	-	-
Iron	mg/Kg	-	-	-	-	-
Lead	mg/Kg	-	-	-	-	-
Magnesium	mg/Kg	-	-	-	-	-
Manganese	mg/Kg	-	-	-	-	-
Mercury	mg/Kg	-	-	-	-	-
Nickel	mg/Kg	-	-	-	-	-
Potassium	mg/Kg	-	-	-	-	-
Selenium	mg/Kg	-	-	-	-	-
Silver	mg/Kg	-	-	-	-	-
Sodium	mg/Kg	-	-	-	-	-
Thallium	mg/Kg	-	-	-	-	-
Vanadium	mg/Kg	-	-	-	-	-
Zinc	mg/Kg	-	-	-	-	-
General Chemistry						
Cyanide (total)	mg/Kg	-	-	-	-	-
Total Recoverable Petroleum Hydrocarbons	mg/Kg	-	-	-	-	-

Notes:
 U - Non-detect at associated value.
 J - Estimated.
 - Not analyzed.

SUMMARY OF ANALYTICAL DETECTIONS
AREA SOUTH OF CREEK / AREA WEST OF FORMER DISPOSAL AREA
SOIL SAMPLES
TOLEDO, OHIO

Location:	TP-11-00	TP-12-00	TP-13-00	TP-13-00	TP-11-00
Sample ID:	S-12609-041400-RSH-578	S-12609-041400-RSH-579	S-12609-041400-RSH-580	S-12609-041400-RSH-581	S-12609-041300-RSH-574
Sample Depth:	(1-2)	(0-4)	(1-2)	(1-2)	(2-3)
Sample Date:	4/14/2000	4/14/2000	4/14/2000	4/14/2000	4/13/2000
Parameter	Unit				
Volatiles					
1,1,1-Trichloroethane	ug/Kg	-	ND (0.11)	-	-
1,1-Dichloroethene	ug/Kg	-	1.3 J	-	-
1,2-Dichloroethene (total)	ug/Kg	-	-	-	-
2-Butanone	ug/Kg	-	ND (0.91)	-	-
4-Methyl-2-pentanone	ug/Kg	-	ND (0.42)	-	-
Acetone	ug/Kg	-	ND (2.1)	-	-
Benzene	ug/Kg	-	ND (0.23)	-	-
Carbon disulfide	ug/Kg	-	ND (0.32)	-	-
Chlorobenzene	ug/Kg	-	ND (0.20)	-	-
Ethylbenzene	ug/Kg	-	ND (0.25)	-	-
Methylene chloride	ug/Kg	-	1.1 J	-	-
Styrene	ug/Kg	-	ND (0.22)	-	-
Tetrachloroethene	ug/Kg	-	ND (0.18)	-	-
Toluene	ug/Kg	-	0.42 J	-	-
Trichloroethene	ug/Kg	-	ND (0.21)	-	-
Xylene (total)	ug/Kg	-	0.92 J	-	-
Semi - Volatiles					
Acenaphthene	ug/Kg	-	-	-	-
Anthracene	ug/Kg	-	-	-	-
Benzo(a)anthracene	ug/Kg	-	-	-	-
Benzo(a)pyrene	ug/Kg	-	-	-	-
Benzo(b)fluoranthene	ug/Kg	-	-	-	-
Benzo(g,h,i)perylene	ug/Kg	-	-	-	-
Benzo(k)fluoranthene	ug/Kg	-	-	-	-
bis(2-Ethylhexyl)phthalate	ug/Kg	-	-	-	-
Butyl benzylphthalate	ug/Kg	-	-	-	-
Carbazole	ug/Kg	-	-	-	-
Chrysene	ug/Kg	-	-	-	-
Dibenz(a,h)anthracene	ug/Kg	-	-	-	-
Dibenzofuran	ug/Kg	-	-	-	-
Fluoranthene	ug/Kg	-	-	-	-
Fluorene	ug/Kg	-	-	-	-
Indeno(1,2,3-cd)pyrene	ug/Kg	-	-	-	-
Phenanthrene	ug/Kg	-	-	-	-
Pyrene	ug/Kg	-	-	-	-
PCBs					
Aroclor-1248	ug/Kg	ND (9.1)	ND (9.0)	ND (9.2)	ND (9.2)
Aroclor-1254	ug/Kg	ND (22)	ND (22)	ND (23)	ND (23)
Aroclor-1260	ug/Kg	200	ND (16)	ND (16)	ND (16)
Total PCBs	ug/Kg	-	-	-	530

**SUMMARY OF ANALYTICAL DETECTIONS
AREA SOUTH OF CREEK / AREA WEST OF FORMER DISPOSAL AREA
SOIL SAMPLES**

TOLEDO, OHIO

<i>Location:</i>	<i>TP-11-00</i>	<i>TP-12-00</i>	<i>TP-13-00</i>	<i>TP-13-00</i>	<i>TP-11-00</i>
<i>Sample ID:</i>	<i>S-12609-041400-RSH-578</i>	<i>S-12609-041400-RSH-579</i>	<i>S-12609-041400-RSH-580</i>	<i>S-12609-041400-RSH-581</i>	<i>S-12609-041300-RSH-574</i>
<i>Sample Depth:</i>	<i>(1-2)</i>	<i>(0-4)</i>	<i>(1-2)</i>	<i>(1-2)</i>	<i>(2-3)</i>
<i>Sample Date:</i>	<i>4/14/2000</i>	<i>4/14/2000</i>	<i>4/14/2000</i>	<i>4/14/2000</i>	<i>4/13/2000</i>
<i>Parameter</i>	<i>Unit</i>				
Metals					
Aluminum	mg/Kg	-	-	-	-
Antimony	mg/Kg	-	-	-	-
Arsenic	mg/Kg	-	-	-	-
Barium	mg/Kg	-	-	-	-
Beryllium	mg/Kg	-	-	-	-
Cadmium	mg/Kg	-	-	-	-
Calcium	mg/Kg	-	-	-	-
Chromium	mg/Kg	-	-	-	-
Cobalt	mg/Kg	-	-	-	146
Copper	mg/Kg	-	-	-	-
Iron	mg/Kg	-	-	-	-
Lead	mg/Kg	-	-	-	-
Magnesium	mg/Kg	-	-	-	-
Manganese	mg/Kg	-	-	-	-
Mercury	mg/Kg	-	-	-	-
Nickel	mg/Kg	-	-	-	-
Potassium	mg/Kg	-	-	-	-
Selenium	mg/Kg	-	-	-	-
Silver	mg/Kg	-	-	-	-
Sodium	mg/Kg	-	-	-	-
Thallium	mg/Kg	-	-	-	-
Vanadium	mg/Kg	-	-	-	-
Zinc	mg/Kg	-	-	-	-
General Chemistry					
Cyanide (total)	mg/Kg	-	-	-	-
Total Recoverable Petroleum Hydrocarbons	mg/Kg	-	-	-	-

Notes:
 U - Non-detect at associated value.
 J - Estimated.
 - Not analyzed.

SUMMARY OF ANALYTICAL DETECTIONS
AREA SOUTH OF CREEK / AREA WEST OF FORMER DISPOSAL AREA
SOIL SAMPLES
TOLEDO, OHIO

Location:	TP-J2-00	TP-J3-00	TP-K1-00	TP-K2-00	TP-K3-00
Sample ID:	S-12609-041300-RSH-570	S-12609-041300-RSH-569	S-12609-041300-RSH-573	S-12609-041300-RSH-571	S-12609-041300-RSH-568
Sample Depth:	(1-2)	(0-4)	(0-4)	(0-4)	(0-4)
Sample Date:	4/13/2000	4/13/2000	4/13/2000	4/13/2000	4/13/2000
Parameter	Unit				
Volatiles					
1,1,1-Trichloroethane	ug/Kg	-	-	-	ND (4.8)
1,1-Dichloroethene	ug/Kg	-	-	-	2.0 J
1,2-Dichloroethene (total)	ug/Kg	-	-	-	-
2-Butanone	ug/Kg	-	-	-	ND (19)
4-Methyl-2-pentanone	ug/Kg	-	-	-	ND (19)
Acetone	ug/Kg	-	-	-	ND (19)
Benzene	ug/Kg	-	-	-	ND (4.8)
Carbon disulfide	ug/Kg	-	-	-	ND (4.8)
Chlorobenzene	ug/Kg	-	-	-	ND (4.8)
Ethylbenzene	ug/Kg	-	-	-	ND (4.8)
Methylene chloride	ug/Kg	-	-	-	2.3 J
Styrene	ug/Kg	-	-	-	0.28 J
Tetrachloroethene	ug/Kg	-	-	-	ND (4.8)
Toluene	ug/Kg	-	-	-	0.59 J
Trichloroethene	ug/Kg	-	-	-	ND (4.8)
Xylene (total)	ug/Kg	-	-	-	2.2 J
Semi - Volatiles					
Acenaphthene	ug/Kg	-	-	-	-
Anthracene	ug/Kg	-	-	-	-
Benzo(a)anthracene	ug/Kg	-	-	-	-
Benzo(a)pyrene	ug/Kg	-	-	-	-
Benzo(b)fluoranthene	ug/Kg	-	-	-	-
Benzo(g,h,i)perylene	ug/Kg	-	-	-	-
Benzo(k)fluoranthene	ug/Kg	-	-	-	-
bis(2-Ethylhexyl)phthalate	ug/Kg	-	-	-	-
Butyl benzylphthalate	ug/Kg	-	-	-	-
Carbazole	ug/Kg	-	-	-	-
Chrysene	ug/Kg	-	-	-	-
Dibenz(a,h)anthracene	ug/Kg	-	-	-	-
Dibenzofuran	ug/Kg	-	-	-	-
Fluoranthene	ug/Kg	-	-	-	-
Fluorene	ug/Kg	-	-	-	-
Indeno(1,2,3-cd)pyrene	ug/Kg	-	-	-	-
Phenanthrene	ug/Kg	-	-	-	-
Pyrene	ug/Kg	-	-	-	-
PCBs					
Aroclor-1248	ug/Kg	ND (38)	ND (38)	ND (37)	ND (36)
Aroclor-1254	ug/Kg	210	ND (38)	ND (37)	69
Aroclor-1260	ug/Kg	ND (38)	ND (38)	ND (37)	ND (36)
Total PCBs	ug/Kg	-	-	-	-

**SUMMARY OF ANALYTICAL DETECTIONS
AREA SOUTH OF CREEK / AREA WEST OF FORMER DISPOSAL AREA
SOIL SAMPLES**

TOLEDO, OHIO

<i>Location:</i>	<i>TP-J2-00</i>	<i>TP-J3-00</i>	<i>TP-K1-00</i>	<i>TP-K2-00</i>	<i>TP-K3-00</i>
<i>Sample ID:</i>	<i>S-12609-041300-RSH-570</i>	<i>S-12609-041300-RSH-569</i>	<i>S-12609-041300-RSH-573</i>	<i>S-12609-041300-RSH-571</i>	<i>S-12609-041300-RSH-568</i>
<i>Sample Depth:</i>	<i>(1-2)</i>	<i>(0-4)</i>	<i>(0-4)</i>	<i>(0-4)</i>	<i>(0-4)</i>
<i>Sample Date:</i>	<i>4/13/2000</i>	<i>4/13/2000</i>	<i>4/13/2000</i>	<i>4/13/2000</i>	<i>4/13/2000</i>
<i>Parameter</i>	<i>Unit</i>				
Metals					
Aluminum	mg/Kg	-	-	-	-
Antimony	mg/Kg	-	-	-	-
Arsenic	mg/Kg	-	-	-	-
Barium	mg/Kg	-	-	-	-
Beryllium	mg/Kg	-	-	-	-
Cadmium	mg/Kg	-	-	-	-
Calcium	mg/Kg	-	-	-	-
Chromium	mg/Kg	9.2	6.6	5.2	6.7
Cobalt	mg/Kg	-	-	-	-
Copper	mg/Kg	-	-	-	-
Iron	mg/Kg	-	-	-	-
Lead	mg/Kg	-	-	-	-
Magnesium	mg/Kg	-	-	-	-
Manganese	mg/Kg	-	-	-	-
Mercury	mg/Kg	-	-	-	-
Nickel	mg/Kg	-	-	-	-
Potassium	mg/Kg	-	-	-	-
Selenium	mg/Kg	-	-	-	-
Silver	mg/Kg	-	-	-	-
Sodium	mg/Kg	-	-	-	-
Thallium	mg/Kg	-	-	-	-
Vanadium	mg/Kg	-	-	-	-
Zinc	mg/Kg	-	-	-	-
General Chemistry					
Cyanide (total)	mg/Kg	-	-	-	-
Total Recoverable Petroleum Hydrocarbons	mg/Kg	-	-	-	-

Notes:
 U - Non-detect at associated value.
 J - Estimated.
 - Not analyzed.

SUMMARY OF ANALYTICAL DETECTIONS
AREA SOUTH OF CREEK / AREA WEST OF FORMER DISPOSAL AREA
SOIL SAMPLES
TOLEDO, OHIO

Location:	TP-K4-00	TP-L1-00	TP-L2-00	TP-L3-00	TP-L4-00
Sample ID:	S-12609-041300-RSH-567	S-12609-041300-RSH-565	S-12609-041300-RSH-572	S-12609-041300-RSH-561	S-12609-041300-RSH-566
Sample Depth:	(0-4)	(0-5)	(0-4)	(0-4)	(0-5)
Sample Date:	4/13/2000	4/13/2000	4/13/2000	4/13/2000	4/13/2000
Parameter	Unit				
Volatiles					
1,1,1-Trichloroethane	ug/Kg	-	-	-	-
1,1-Dichloroethene	ug/Kg	-	-	-	-
1,2-Dichloroethene (total)	ug/Kg	-	-	-	-
2-Butanone	ug/Kg	-	-	-	-
4-Methyl-2-pentanone	ug/Kg	-	-	-	-
Acetone	ug/Kg	-	-	-	-
Benzene	ug/Kg	-	-	-	-
Carbon disulfide	ug/Kg	-	-	-	-
Chlorobenzene	ug/Kg	-	-	-	-
Ethylbenzene	ug/Kg	-	-	-	-
Methylene chloride	ug/Kg	-	-	-	-
Styrene	ug/Kg	-	-	-	-
Tetrachloroethene	ug/Kg	-	-	-	-
Toluene	ug/Kg	-	-	-	-
Trichloroethene	ug/Kg	-	-	-	-
Xylene (total)	ug/Kg	-	-	-	-
Semi - Volatiles					
Acenaphthene	ug/Kg	-	-	-	-
Anthracene	ug/Kg	-	-	-	-
Benzo(a)anthracene	ug/Kg	-	-	-	-
Benzo(a)pyrene	ug/Kg	-	-	-	-
Benzo(b)fluoranthene	ug/Kg	-	-	-	-
Benzo(g,h,i)perylene	ug/Kg	-	-	-	-
Benzo(k)fluoranthene	ug/Kg	-	-	-	-
bis(2-Ethylhexyl)phthalate	ug/Kg	-	-	-	-
Butyl benzylphthalate	ug/Kg	-	-	-	-
Carbazole	ug/Kg	-	-	-	-
Chrysene	ug/Kg	-	-	-	-
Dibenz(a,h)anthracene	ug/Kg	-	-	-	-
Dibenzofuran	ug/Kg	-	-	-	-
Fluoranthene	ug/Kg	-	-	-	-
Fluorene	ug/Kg	-	-	-	-
Indeno(1,2,3-cd)pyrene	ug/Kg	-	-	-	-
Phenanthrene	ug/Kg	-	-	-	-
Pyrene	ug/Kg	-	-	-	-
PCBs					
Aroclor-1248	ug/Kg	ND (40)	ND (37)	ND (37)	40
Aroclor-1254	ug/Kg	ND (40)	ND (37)	ND (37)	ND (38)
Aroclor-1260	ug/Kg	ND (40)	ND (37)	ND (37)	ND (38)
Total PCBs	ug/Kg	-	-	-	-

**SUMMARY OF ANALYTICAL DETECTIONS
AREA SOUTH OF CREEK / AREA WEST OF FORMER DISPOSAL AREA
SOIL SAMPLES**

TOLEDO, OHIO

<i>Location:</i>	<i>TP-K4-00</i>	<i>TP-L1-00</i>	<i>TP-L2-00</i>	<i>TP-L3-00</i>	<i>TP-L4-00</i>
<i>Sample ID:</i>	<i>S-12609-041300-RSH-567</i>	<i>S-12609-041300-RSH-565</i>	<i>S-12609-041300-RSH-572</i>	<i>S-12609-041300-RSH-561</i>	<i>S-12609-041300-RSH-566</i>
<i>Sample Depth:</i>	<i>(0-4)</i>	<i>(0-5)</i>	<i>(0-4)</i>	<i>(0-4)</i>	<i>(0-5)</i>
<i>Sample Date:</i>	<i>4/13/2000</i>	<i>4/13/2000</i>	<i>4/13/2000</i>	<i>4/13/2000</i>	<i>4/13/2000</i>
<i>Parameter</i>	<i>Unit</i>				
Metals					
Aluminum	mg/Kg	-	-	-	-
Antimony	mg/Kg	-	-	-	-
Arsenic	mg/Kg	-	-	-	-
Barium	mg/Kg	-	-	-	-
Beryllium	mg/Kg	-	-	-	-
Cadmium	mg/Kg	-	-	-	-
Calcium	mg/Kg	-	-	-	-
Chromium	mg/Kg	13.3	-	5.7	-
Cobalt	mg/Kg	-	-	-	-
Copper	mg/Kg	-	-	-	-
Iron	mg/Kg	-	-	-	-
Lead	mg/Kg	-	-	-	-
Magnesium	mg/Kg	-	-	-	-
Manganese	mg/Kg	-	-	-	-
Mercury	mg/Kg	-	-	-	-
Nickel	mg/Kg	-	-	-	-
Potassium	mg/Kg	-	-	-	-
Selenium	mg/Kg	-	-	-	-
Silver	mg/Kg	-	-	-	-
Sodium	mg/Kg	-	-	-	-
Thallium	mg/Kg	-	-	-	-
Vanadium	mg/Kg	-	-	-	-
Zinc	mg/Kg	-	-	-	-
General Chemistry					
Cyanide (total)	mg/Kg	-	-	-	-
Total Recoverable Petroleum Hydrocarbons	mg/Kg	-	-	-	-

Notes:
 U - Non-detect at associated value.
 J - Estimated.
 - Not analyzed.

SUMMARY OF ANALYTICAL DETECTIONS
AREA SOUTH OF CREEK / AREA WEST OF FORMER DISPOSAL AREA
SOIL SAMPLES
TOLEDO, OHIO

Location:	TP-M1-00	TP-M2-00	TP-M3-00	TP-M4-00	TP-N1-00
Sample ID:	S-12609-041300-RSH-564	S-12609-041300-RSH-563	S-12609-041300-RSH-560	S-12609-041300-RSH-562	S-12609-041300-RSH-556
Sample Depth:	(0-4)	(0-4)	(0-4)	(0-4)	(1-2)
Sample Date:	4/13/2000	4/13/2000	4/13/2000	4/13/2000	4/13/2000
Parameter	Unit				
Volatiles					
1,1,1-Trichloroethane	ug/Kg	-	ND (5.2)	-	-
1,1-Dichloroethene	ug/Kg	-	ND (5.2)	-	-
1,2-Dichloroethene (total)	ug/Kg	-	-	-	-
2-Butanone	ug/Kg	-	ND (21)	-	-
4-Methyl-2-pentanone	ug/Kg	-	0.81 J	-	-
Acetone	ug/Kg	-	ND (21) U	-	-
Benzene	ug/Kg	-	ND (5.2)	-	-
Carbon disulfide	ug/Kg	-	ND (5.2)	-	-
Chlorobenzene	ug/Kg	-	ND (5.2)	-	-
Ethylbenzene	ug/Kg	-	ND (5.2)	-	-
Methylene chloride	ug/Kg	-	0.97 J	-	-
Styrene	ug/Kg	-	ND (5.2)	-	-
Tetrachloroethene	ug/Kg	-	ND (5.2)	-	-
Toluene	ug/Kg	-	0.53 J	-	-
Trichloroethene	ug/Kg	-	ND (5.2)	-	-
Xylene (total)	ug/Kg	-	1.4 J	-	-
Semi - Volatiles					
Acenaphthene	ug/Kg	-	-	-	-
Anthracene	ug/Kg	-	-	-	-
Benzo(a)anthracene	ug/Kg	-	-	-	-
Benzo(a)pyrene	ug/Kg	-	-	-	-
Benzo(b)fluoranthene	ug/Kg	-	-	-	-
Benzo(g,h,i)perylene	ug/Kg	-	-	-	-
Benzo(k)fluoranthene	ug/Kg	-	-	-	-
bis(2-Ethylhexyl)phthalate	ug/Kg	-	-	-	-
Butyl benzylphthalate	ug/Kg	-	-	-	-
Carbazole	ug/Kg	-	-	-	-
Chrysene	ug/Kg	-	-	-	-
Dibenz(a,h)anthracene	ug/Kg	-	-	-	-
Dibenzofuran	ug/Kg	-	-	-	-
Fluoranthene	ug/Kg	-	-	-	-
Fluorene	ug/Kg	-	-	-	-
Indeno(1,2,3-cd)pyrene	ug/Kg	-	-	-	-
Phenanthrene	ug/Kg	-	-	-	-
Pyrene	ug/Kg	-	-	-	-
PCBs					
Aroclor-1248	ug/Kg	ND (39)	ND (75)	ND (35)	ND (40)
Aroclor-1254	ug/Kg	ND (39)	400 J	ND (35)	ND (41)
Aroclor-1260	ug/Kg	ND (39)	ND (75)	ND (35)	ND (40)
Total PCBs	ug/Kg	-	-	-	-

**SUMMARY OF ANALYTICAL DETECTIONS
AREA SOUTH OF CREEK / AREA WEST OF FORMER DISPOSAL AREA
SOIL SAMPLES**

TOLEDO, OHIO

<i>Location:</i>	<i>TP-M1-00</i>	<i>TP-M2-00</i>	<i>TP-M3-00</i>	<i>TP-M4-00</i>	<i>TP-N1-00</i>
<i>Sample ID:</i>	<i>S-12609-041300-RSH-564</i>	<i>S-12609-041300-RSH-563</i>	<i>S-12609-041300-RSH-560</i>	<i>S-12609-041300-RSH-562</i>	<i>S-12609-041300-RSH-556</i>
<i>Sample Depth:</i>	<i>(0-4)</i>	<i>(0-4)</i>	<i>(0-4)</i>	<i>(0-4)</i>	<i>(1-2)</i>
<i>Sample Date:</i>	<i>4/13/2000</i>	<i>4/13/2000</i>	<i>4/13/2000</i>	<i>4/13/2000</i>	<i>4/13/2000</i>
<i>Parameter</i>	<i>Unit</i>				
Metals					
Aluminum	mg/Kg	-	-	-	-
Antimony	mg/Kg	-	-	-	-
Arsenic	mg/Kg	-	-	-	-
Barium	mg/Kg	-	-	-	-
Beryllium	mg/Kg	-	-	-	-
Cadmium	mg/Kg	-	-	-	-
Calcium	mg/Kg	-	-	-	-
Chromium	mg/Kg	-	-	-	-
Cobalt	mg/Kg	-	-	-	-
Copper	mg/Kg	-	-	-	-
Iron	mg/Kg	-	-	-	-
Lead	mg/Kg	-	-	-	-
Magnesium	mg/Kg	-	-	-	-
Manganese	mg/Kg	-	-	-	-
Mercury	mg/Kg	-	-	-	-
Nickel	mg/Kg	-	-	-	-
Potassium	mg/Kg	-	-	-	-
Selenium	mg/Kg	-	-	-	-
Silver	mg/Kg	-	-	-	-
Sodium	mg/Kg	-	-	-	-
Thallium	mg/Kg	-	-	-	-
Vanadium	mg/Kg	-	-	-	-
Zinc	mg/Kg	-	-	-	-
General Chemistry					
Cyanide (total)	mg/Kg	-	-	-	-
Total Recoverable Petroleum Hydrocarbons	mg/Kg	-	-	-	-

Notes:
 U - Non-detect at associated value.
 J - Estimated.
 - Not analyzed.

SUMMARY OF ANALYTICAL DETECTIONS
AREA SOUTH OF CREEK / AREA WEST OF FORMER DISPOSAL AREA
SOIL SAMPLES
TOLEDO, OHIO

Location:	TP-N2-00	TP-N3-00	TP-N3-00	TP-N4-00	TP-N5-00
Sample ID:	S-12609-041300-RSH-557	S-12609-041300-RSH-558	S-12609-041300-RSH-559	S-12609-041200-RSH-545	S-12609-041200-RSH-544
Sample Depth:	(0-4)	(0-4)	(0-4)	(0-4)	(0-4)
Sample Date:	4/13/2000	4/13/2000	4/13/2000	4/12/2000	4/12/2000
Parameter	Unit				
Volatiles					
1,1,1-Trichloroethane	ug/Kg	-	-	-	-
1,1-Dichloroethene	ug/Kg	-	-	-	-
1,2-Dichloroethene (total)	ug/Kg	-	-	-	-
2-Butanone	ug/Kg	-	-	-	-
4-Methyl-2-pentanone	ug/Kg	-	-	-	-
Acetone	ug/Kg	-	-	-	-
Benzene	ug/Kg	-	-	-	-
Carbon disulfide	ug/Kg	-	-	-	-
Chlorobenzene	ug/Kg	-	-	-	-
Ethylbenzene	ug/Kg	-	-	-	-
Methylene chloride	ug/Kg	-	-	-	-
Styrene	ug/Kg	-	-	-	-
Tetrachloroethene	ug/Kg	-	-	-	-
Toluene	ug/Kg	-	-	-	-
Trichloroethene	ug/Kg	-	-	-	-
Xylene (total)	ug/Kg	-	-	-	-
Semi - Volatiles					
Acenaphthene	ug/Kg	-	-	ND (420)	-
Anthracene	ug/Kg	-	-	ND (420)	-
Benzo(a)anthracene	ug/Kg	-	-	ND (420)	-
Benzo(a)pyrene	ug/Kg	-	-	ND (420)	-
Benzo(b)fluoranthene	ug/Kg	-	-	ND (420)	-
Benzo(g,h,i)perylene	ug/Kg	-	-	ND (420)	-
Benzo(k)fluoranthene	ug/Kg	-	-	ND (420)	-
bis(2-Ethylhexyl)phthalate	ug/Kg	-	-	ND (420)	-
Butyl benzylphthalate	ug/Kg	-	-	ND (420)	-
Carbazole	ug/Kg	-	-	ND (420)	-
Chrysene	ug/Kg	-	-	ND (420)	-
Dibenz(a,h)anthracene	ug/Kg	-	-	ND (420)	-
Dibenzofuran	ug/Kg	-	-	ND (420)	-
Fluoranthene	ug/Kg	-	-	ND (420)	-
Fluorene	ug/Kg	-	-	ND (420)	-
Indeno(1,2,3-cd)pyrene	ug/Kg	-	-	ND (420)	-
Phenanthrene	ug/Kg	-	-	ND (420)	-
Pyrene	ug/Kg	-	-	ND (420)	-
PCBs					
Aroclor-1248	ug/Kg	ND (37)	ND (38)	ND (37)	-
Aroclor-1254	ug/Kg	ND (37)	ND (38)	ND (37)	-
Aroclor-1260	ug/Kg	ND (37)	ND (38)	ND (37)	-
Total PCBs	ug/Kg	-	-	-	-

**SUMMARY OF ANALYTICAL DETECTIONS
AREA SOUTH OF CREEK / AREA WEST OF FORMER DISPOSAL AREA
SOIL SAMPLES**

TOLEDO, OHIO

<i>Location:</i>	<i>TP-N2-00</i>	<i>TP-N3-00</i>	<i>TP-N3-00</i>	<i>TP-N4-00</i>	<i>TP-N5-00</i>
<i>Sample ID:</i>	<i>S-12609-041300-RSH-557</i>	<i>S-12609-041300-RSH-558</i>	<i>S-12609-041300-RSH-559</i>	<i>S-12609-041200-RSH-545</i>	<i>S-12609-041200-RSH-544</i>
<i>Sample Depth:</i>	<i>(0-4)</i>	<i>(0-4)</i>	<i>(0-4)</i>	<i>(0-4)</i>	<i>(0-4)</i>
<i>Sample Date:</i>	<i>4/13/2000</i>	<i>4/13/2000</i>	<i>4/13/2000</i>	<i>4/12/2000</i>	<i>4/12/2000</i>
<i>Parameter</i>	<i>Unit</i>				
Metals					
Aluminum	mg/Kg	-	-	5630	-
Antimony	mg/Kg	-	-	ND (7.6)	-
Arsenic	mg/Kg	-	-	3.0	-
Barium	mg/Kg	-	-	ND (25.2)	-
Beryllium	mg/Kg	-	-	ND (0.63)	-
Cadmium	mg/Kg	-	-	ND (0.63)	-
Calcium	mg/Kg	-	-	1360	-
Chromium	mg/Kg	-	-	7.2	-
Cobalt	mg/Kg	-	-	ND (6.3)	-
Copper	mg/Kg	-	-	5.3	-
Iron	mg/Kg	-	-	7900	-
Lead	mg/Kg	-	-	3.9	-
Magnesium	mg/Kg	-	-	1220	-
Manganese	mg/Kg	-	-	62.9	-
Mercury	mg/Kg	-	-	ND (0.13)	-
Nickel	mg/Kg	-	-	7.1	-
Potassium	mg/Kg	-	-	ND (630)	-
Selenium	mg/Kg	-	-	ND (0.63)	-
Silver	mg/Kg	-	-	ND (1.3)	-
Sodium	mg/Kg	-	-	ND (630)	-
Thallium	mg/Kg	-	-	ND (1.3)	-
Vanadium	mg/Kg	-	-	12.7	-
Zinc	mg/Kg	-	-	18.7 J	-
General Chemistry					
Cyanide (total)	mg/Kg	-	-	-	-
Total Recoverable Petroleum Hydrocarbons	mg/Kg	-	-	-	-

Notes:
 U - Non-detect at associated value.
 J - Estimated.
 - Not analyzed.

SUMMARY OF ANALYTICAL DETECTIONS
AREA SOUTH OF CREEK / AREA WEST OF FORMER DISPOSAL AREA
SOIL SAMPLES
TOLEDO, OHIO

Location:	TP-O1-00	TP-O2-00	TP-O3-00	TP-O4-00	TP-O5-00
Sample ID:	S-12609-041300-RSH-555	S-12609-041300-RSH-554	S-12609-041300-RSH-553	S-12609-041200-RSH-542	S-12609-041200-RSH-543
Sample Depth:	(2-3)	(2-3)	(0-4)	(0-4)	(0-4)
Sample Date:	4/13/2000	4/13/2000	4/13/2000	4/12/2000	4/12/2000
Parameter	Unit				
Volatiles					
1,1,1-Trichloroethane	ug/Kg	-	-	ND (5.0)	-
1,1-Dichloroethene	ug/Kg	-	-	ND (5.0)	-
1,2-Dichloroethene (total)	ug/Kg	-	-	-	-
2-Butanone	ug/Kg	-	-	ND (20)	-
4-Methyl-2-pentanone	ug/Kg	-	-	2.0 J	-
Acetone	ug/Kg	-	-	ND (20) U	-
Benzene	ug/Kg	-	-	ND (5.0)	-
Carbon disulfide	ug/Kg	-	-	ND (5.0)	-
Chlorobenzene	ug/Kg	-	-	ND (5.0)	-
Ethylbenzene	ug/Kg	-	-	ND (5.0)	-
Methylene chloride	ug/Kg	-	-	0.64 U	-
Styrene	ug/Kg	-	-	ND (5.0)	-
Tetrachloroethene	ug/Kg	-	-	ND (5.0)	-
Toluene	ug/Kg	-	-	0.44 J	-
Trichloroethene	ug/Kg	-	-	ND (5.0)	-
Xylene (total)	ug/Kg	-	-	1.4 J	-
Semi - Volatiles					
Acenaphthene	ug/Kg	-	-	-	-
Anthracene	ug/Kg	-	-	-	-
Benzo(a)anthracene	ug/Kg	-	-	-	-
Benzo(a)pyrene	ug/Kg	-	-	-	-
Benzo(b)fluoranthene	ug/Kg	-	-	-	-
Benzo(g,h,i)perylene	ug/Kg	-	-	-	-
Benzo(k)fluoranthene	ug/Kg	-	-	-	-
bis(2-Ethylhexyl)phthalate	ug/Kg	-	-	-	-
Butyl benzylphthalate	ug/Kg	-	-	-	-
Carbazole	ug/Kg	-	-	-	-
Chrysene	ug/Kg	-	-	-	-
Dibenz(a,h)anthracene	ug/Kg	-	-	-	-
Dibenzofuran	ug/Kg	-	-	-	-
Fluoranthene	ug/Kg	-	-	-	-
Fluorene	ug/Kg	-	-	-	-
Indeno(1,2,3-cd)pyrene	ug/Kg	-	-	-	-
Phenanthrene	ug/Kg	-	-	-	-
Pyrene	ug/Kg	-	-	-	-
PCBs					
Aroclor-1248	ug/Kg	ND (38)	ND (37)	ND (36)	ND (41)
Aroclor-1254	ug/Kg	ND (38)	ND (37)	ND (36)	ND (39)
Aroclor-1260	ug/Kg	ND (38)	ND (37)	ND (36)	ND (41)
Total PCBs	ug/Kg	-	-	-	-

**SUMMARY OF ANALYTICAL DETECTIONS
AREA SOUTH OF CREEK / AREA WEST OF FORMER DISPOSAL AREA
SOIL SAMPLES**

		TOLEDO, OHIO				
		<i>TP-O1-00</i>	<i>TP-O2-00</i>	<i>TP-O3-00</i>	<i>TP-O4-00</i>	<i>TP-O5-00</i>
<i>Location:</i>		<i>S-12609-041300-RSH-555</i>	<i>S-12609-041300-RSH-554</i>	<i>S-12609-041300-RSH-553</i>	<i>S-12609-041200-RSH-542</i>	<i>S-12609-041200-RSH-543</i>
<i>Sample ID:</i>						
<i>Sample Depth:</i>		<i>(2-3)</i>	<i>(2-3)</i>	<i>(0-4)</i>	<i>(0-4)</i>	<i>(0-4)</i>
<i>Sample Date:</i>		<i>4/13/2000</i>	<i>4/13/2000</i>	<i>4/13/2000</i>	<i>4/12/2000</i>	<i>4/12/2000</i>
<i>Parameter</i>	<i>Unit</i>					
Metals						
Aluminum	mg/Kg	-	-	-	-	-
Antimony	mg/Kg	-	-	-	-	-
Arsenic	mg/Kg	-	-	-	-	-
Barium	mg/Kg	-	-	-	-	-
Beryllium	mg/Kg	-	-	-	-	-
Cadmium	mg/Kg	-	-	-	-	-
Calcium	mg/Kg	-	-	-	-	-
Chromium	mg/Kg	-	-	-	-	-
Cobalt	mg/Kg	-	-	-	-	-
Copper	mg/Kg	-	-	-	-	-
Iron	mg/Kg	-	-	-	-	-
Lead	mg/Kg	-	-	-	-	-
Magnesium	mg/Kg	-	-	-	-	-
Manganese	mg/Kg	-	-	-	-	-
Mercury	mg/Kg	-	-	-	-	-
Nickel	mg/Kg	-	-	-	-	-
Potassium	mg/Kg	-	-	-	-	-
Selenium	mg/Kg	-	-	-	-	-
Silver	mg/Kg	-	-	-	-	-
Sodium	mg/Kg	-	-	-	-	-
Thallium	mg/Kg	-	-	-	-	-
Vanadium	mg/Kg	-	-	-	-	-
Zinc	mg/Kg	-	-	-	-	-
General Chemistry						
Cyanide (total)	mg/Kg	-	-	-	-	-
Total Recoverable Petroleum Hydrocarbons	mg/Kg	-	-	-	-	-

Notes:
 U - Non-detect at associated value.
 J - Estimated.
 - Not analyzed.

SUMMARY OF ANALYTICAL DETECTIONS
AREA SOUTH OF CREEK / AREA WEST OF FORMER DISPOSAL AREA
SOIL SAMPLES
TOLEDO, OHIO

Location:	TP-P1-00	TP-P2-00	TP-P3-00	TP-P3-00	TP-P4-00
Sample ID:	S-12609-041300-RSH-549	S-12609-041300-RSH-550	S-12609-041300-RSH-551	S-12609-041300-RSH-552	S-12609-041200-RSH-541
Sample Depth:	(2-3)	(3-4)	(0-5)	(0-5)	(0-5)
Sample Date:	4/13/2000	4/13/2000	4/13/2000	4/13/2000	4/12/2000
Parameter	Unit				
Volatiles					
1,1,1-Trichloroethane	ug/Kg	-	ND (5.4)	-	-
1,1-Dichloroethene	ug/Kg	-	ND (5.4)	-	-
1,2-Dichloroethene (total)	ug/Kg	-	-	-	-
2-Butanone	ug/Kg	-	ND (22)	-	-
4-Methyl-2-pentanone	ug/Kg	-	2.1 J	-	-
Acetone	ug/Kg	-	ND (22) U	-	-
Benzene	ug/Kg	-	ND (5.4)	-	-
Carbon disulfide	ug/Kg	-	ND (5.4)	-	-
Chlorobenzene	ug/Kg	-	ND (5.4)	-	-
Ethylbenzene	ug/Kg	-	ND (5.4)	-	-
Methylene chloride	ug/Kg	-	0.83 U	-	-
Styrene	ug/Kg	-	ND (5.4)	-	-
Tetrachloroethene	ug/Kg	-	ND (5.4)	-	-
Toluene	ug/Kg	-	0.49 J	-	-
Trichloroethene	ug/Kg	-	ND (5.4)	-	-
Xylene (total)	ug/Kg	-	1.1 J	-	-
Semi - Volatiles					
Acenaphthene	ug/Kg	-	-	-	-
Anthracene	ug/Kg	-	-	-	-
Benzo(a)anthracene	ug/Kg	-	-	-	-
Benzo(a)pyrene	ug/Kg	-	-	-	-
Benzo(b)fluoranthene	ug/Kg	-	-	-	-
Benzo(g,h,i)perylene	ug/Kg	-	-	-	-
Benzo(k)fluoranthene	ug/Kg	-	-	-	-
bis(2-Ethylhexyl)phthalate	ug/Kg	-	-	-	-
Butyl benzylphthalate	ug/Kg	-	-	-	-
Carbazole	ug/Kg	-	-	-	-
Chrysene	ug/Kg	-	-	-	-
Dibenz(a,h)anthracene	ug/Kg	-	-	-	-
Dibenzofuran	ug/Kg	-	-	-	-
Fluoranthene	ug/Kg	-	-	-	-
Fluorene	ug/Kg	-	-	-	-
Indeno(1,2,3-cd)pyrene	ug/Kg	-	-	-	-
Phenanthrene	ug/Kg	-	-	-	-
Pyrene	ug/Kg	-	-	-	-
PCBs					
Aroclor-1248	ug/Kg	ND (40)	ND (35)	ND (37)	ND (37)
Aroclor-1254	ug/Kg	ND (40)	ND (35)	ND (37)	ND (37)
Aroclor-1260	ug/Kg	ND (40)	ND (35)	ND (37)	ND (37)
Total PCBs	ug/Kg	-	-	-	-

**SUMMARY OF ANALYTICAL DETECTIONS
AREA SOUTH OF CREEK / AREA WEST OF FORMER DISPOSAL AREA
SOIL SAMPLES**

TOLEDO, OHIO

<i>Location:</i>	<i>TP-P1-00</i>	<i>TP-P2-00</i>	<i>TP-P3-00</i>	<i>TP-P3-00</i>	<i>TP-P4-00</i>
<i>Sample ID:</i>	<i>S-12609-041300-RSH-549</i>	<i>S-12609-041300-RSH-550</i>	<i>S-12609-041300-RSH-551</i>	<i>S-12609-041300-RSH-552</i>	<i>S-12609-041200-RSH-541</i>
<i>Sample Depth:</i>	<i>(2-3)</i>	<i>(3-4)</i>	<i>(0-5)</i>	<i>(0-5)</i>	<i>(0-5)</i>
<i>Sample Date:</i>	<i>4/13/2000</i>	<i>4/13/2000</i>	<i>4/13/2000</i>	<i>4/13/2000</i>	<i>4/12/2000</i>
Parameter	Unit				
Metals					
Aluminum	mg/Kg	-	-	-	-
Antimony	mg/Kg	-	-	-	-
Arsenic	mg/Kg	-	-	-	-
Barium	mg/Kg	-	-	-	-
Beryllium	mg/Kg	-	-	-	-
Cadmium	mg/Kg	-	-	-	-
Calcium	mg/Kg	-	-	-	-
Chromium	mg/Kg	-	-	-	-
Cobalt	mg/Kg	-	-	-	-
Copper	mg/Kg	-	-	-	-
Iron	mg/Kg	-	-	-	-
Lead	mg/Kg	-	-	-	-
Magnesium	mg/Kg	-	-	-	-
Manganese	mg/Kg	-	-	-	-
Mercury	mg/Kg	-	-	-	-
Nickel	mg/Kg	-	-	-	-
Potassium	mg/Kg	-	-	-	-
Selenium	mg/Kg	-	-	-	-
Silver	mg/Kg	-	-	-	-
Sodium	mg/Kg	-	-	-	-
Thallium	mg/Kg	-	-	-	-
Vanadium	mg/Kg	-	-	-	-
Zinc	mg/Kg	-	-	-	-
General Chemistry					
Cyanide (total)	mg/Kg	-	-	-	-
Total Recoverable Petroleum Hydrocarbons	mg/Kg	-	-	-	-

Notes:
 U - Non-detect at associated value.
 J - Estimated.
 - Not analyzed.

**SUMMARY OF ANALYTICAL DETECTIONS
AREA SOUTH OF CREEK / AREA WEST OF FORMER DISPOSAL AREA
SOIL SAMPLES
TOLEDO, OHIO**

<i>Location:</i>	<i>TP-P5-00</i>	<i>TP-P6-00</i>	<i>TP-Q1-00</i>	<i>TP-Q2-00</i>	<i>TP-Q3-00</i>
<i>Sample ID:</i>	<i>S-12609-041200-RSH-540</i>	<i>S-12609-041200-RSH-539</i>	<i>S-12609-041200-RSH-527</i>	<i>S-12609-041200-RSH-528</i>	<i>S-12609-041200-RSH-529</i>
<i>Sample Depth:</i>	<i>(0-3)</i>	<i>(0-4)</i>	<i>(0-5)</i>	<i>(2-3)</i>	<i>(3-4)</i>
<i>Sample Date:</i>	<i>4/12/2000</i>	<i>4/12/2000</i>	<i>4/12/2000</i>	<i>4/12/2000</i>	<i>4/12/2000</i>
<i>Parameter</i>	<i>Unit</i>				
Volatiles					
1,1,1-Trichloroethane	ug/Kg	-	-	-	-
1,1-Dichloroethene	ug/Kg	-	-	-	-
1,2-Dichloroethene (total)	ug/Kg	-	-	-	-
2-Butanone	ug/Kg	-	-	-	-
4-Methyl-2-pentanone	ug/Kg	-	-	-	-
Acetone	ug/Kg	-	-	-	-
Benzene	ug/Kg	-	-	-	-
Carbon disulfide	ug/Kg	-	-	-	-
Chlorobenzene	ug/Kg	-	-	-	-
Ethylbenzene	ug/Kg	-	-	-	-
Methylene chloride	ug/Kg	-	-	-	-
Styrene	ug/Kg	-	-	-	-
Tetrachloroethene	ug/Kg	-	-	-	-
Toluene	ug/Kg	-	-	-	-
Trichloroethene	ug/Kg	-	-	-	-
Xylene (total)	ug/Kg	-	-	-	-
Semi - Volatiles					
Acenaphthene	ug/Kg	-	-	-	-
Anthracene	ug/Kg	-	-	-	-
Benzo(a)anthracene	ug/Kg	-	-	-	-
Benzo(a)pyrene	ug/Kg	-	-	-	-
Benzo(b)fluoranthene	ug/Kg	-	-	-	-
Benzo(g,h,i)perylene	ug/Kg	-	-	-	-
Benzo(k)fluoranthene	ug/Kg	-	-	-	-
bis(2-Ethylhexyl)phthalate	ug/Kg	-	-	-	-
Butyl benzylphthalate	ug/Kg	-	-	-	-
Carbazole	ug/Kg	-	-	-	-
Chrysene	ug/Kg	-	-	-	-
Dibenz(a,h)anthracene	ug/Kg	-	-	-	-
Dibenzofuran	ug/Kg	-	-	-	-
Fluoranthene	ug/Kg	-	-	-	-
Fluorene	ug/Kg	-	-	-	-
Indeno(1,2,3-cd)pyrene	ug/Kg	-	-	-	-
Phenanthrene	ug/Kg	-	-	-	-
Pyrene	ug/Kg	-	-	-	-
PCBs					
Aroclor-1248	ug/Kg	ND (41)	ND (39)	ND (43)	ND (38)
Aroclor-1254	ug/Kg	ND (41)	ND (39)	ND (43)	ND (38)
Aroclor-1260	ug/Kg	ND (41)	ND (39)	ND (43)	ND (38)
Total PCBs	ug/Kg	-	-	-	-

**SUMMARY OF ANALYTICAL DETECTIONS
AREA SOUTH OF CREEK / AREA WEST OF FORMER DISPOSAL AREA
SOIL SAMPLES**

TOLEDO, OHIO

<i>Location:</i>	<i>TP-P5-00</i>	<i>TP-P6-00</i>	<i>TP-Q1-00</i>	<i>TP-Q2-00</i>	<i>TP-Q3-00</i>
<i>Sample ID:</i>	<i>S-12609-041200-RSH-540</i>	<i>S-12609-041200-RSH-539</i>	<i>S-12609-041200-RSH-527</i>	<i>S-12609-041200-RSH-528</i>	<i>S-12609-041200-RSH-529</i>
<i>Sample Depth:</i>	<i>(0-3)</i>	<i>(0-4)</i>	<i>(0-5)</i>	<i>(2-3)</i>	<i>(3-4)</i>
<i>Sample Date:</i>	<i>4/12/2000</i>	<i>4/12/2000</i>	<i>4/12/2000</i>	<i>4/12/2000</i>	<i>4/12/2000</i>
<i>Parameter</i>	<i>Unit</i>				
Metals					
Aluminum	mg/Kg	-	-	-	-
Antimony	mg/Kg	-	-	-	-
Arsenic	mg/Kg	-	-	-	-
Barium	mg/Kg	-	-	-	-
Beryllium	mg/Kg	-	-	-	-
Cadmium	mg/Kg	-	-	-	-
Calcium	mg/Kg	-	-	-	-
Chromium	mg/Kg	-	-	-	-
Cobalt	mg/Kg	-	-	-	-
Copper	mg/Kg	-	-	-	-
Iron	mg/Kg	-	-	-	-
Lead	mg/Kg	-	-	-	-
Magnesium	mg/Kg	-	-	-	-
Manganese	mg/Kg	-	-	-	-
Mercury	mg/Kg	-	-	-	-
Nickel	mg/Kg	-	-	-	-
Potassium	mg/Kg	-	-	-	-
Selenium	mg/Kg	-	-	-	-
Silver	mg/Kg	-	-	-	-
Sodium	mg/Kg	-	-	-	-
Thallium	mg/Kg	-	-	-	-
Vanadium	mg/Kg	-	-	-	-
Zinc	mg/Kg	-	-	-	-
General Chemistry					
Cyanide (total)	mg/Kg	-	-	-	-
Total Recoverable Petroleum Hydrocarbons	mg/Kg	-	-	-	-

Notes:
 U - Non-detect at associated value.
 J - Estimated.
 - Not analyzed.

SUMMARY OF ANALYTICAL DETECTIONS
AREA SOUTH OF CREEK / AREA WEST OF FORMER DISPOSAL AREA
SOIL SAMPLES
TOLEDO, OHIO

Location:	TP-Q4-00	TP-Q5-00	TP-Q6-00	TP-Q6-00	TP-R1-00
Sample ID:	S-12609-041200-RSH-530	S-12609-041200-RSH-531	S-12609-041200-RSH-532	S-12609-041200-RSH-538	S-12609-041200-RSH-526
Sample Depth:	(3-4)	(3-4)	(0-4)	(0-4)	(1-2)
Sample Date:	4/12/2000	4/12/2000	4/12/2000	4/12/2000	4/12/2000
Parameter	Unit				
Volatiles					
1,1,1-Trichloroethane	ug/Kg	ND (5.3)	-	-	-
1,1-Dichloroethene	ug/Kg	ND (5.3)	-	-	-
1,2-Dichloroethene (total)	ug/Kg	-	-	-	-
2-Butanone	ug/Kg	ND (21)	-	-	-
4-Methyl-2-pentanone	ug/Kg	1.3 J	-	-	-
Acetone	ug/Kg	ND (21) U	-	-	-
Benzene	ug/Kg	ND (5.3)	-	-	-
Carbon disulfide	ug/Kg	ND (5.3)	-	-	-
Chlorobenzene	ug/Kg	ND (5.3)	-	-	-
Ethylbenzene	ug/Kg	ND (5.3)	-	-	-
Methylene chloride	ug/Kg	0.43 U	-	-	-
Styrene	ug/Kg	ND (5.3)	-	-	-
Tetrachloroethene	ug/Kg	ND (5.3)	-	-	-
Toluene	ug/Kg	0.35 J	-	-	-
Trichloroethene	ug/Kg	ND (5.3)	-	-	-
Xylene (total)	ug/Kg	0.85 J	-	-	-
Semi - Volatiles					
Acenaphthene	ug/Kg	-	-	-	-
Anthracene	ug/Kg	-	-	-	-
Benzo(a)anthracene	ug/Kg	-	-	-	-
Benzo(a)pyrene	ug/Kg	-	-	-	-
Benzo(b)fluoranthene	ug/Kg	-	-	-	-
Benzo(g,h,i)perylene	ug/Kg	-	-	-	-
Benzo(k)fluoranthene	ug/Kg	-	-	-	-
bis(2-Ethylhexyl)phthalate	ug/Kg	-	-	-	-
Butyl benzylphthalate	ug/Kg	-	-	-	-
Carbazole	ug/Kg	-	-	-	-
Chrysene	ug/Kg	-	-	-	-
Dibenz(a,h)anthracene	ug/Kg	-	-	-	-
Dibenzofuran	ug/Kg	-	-	-	-
Fluoranthene	ug/Kg	-	-	-	-
Fluorene	ug/Kg	-	-	-	-
Indeno(1,2,3-cd)pyrene	ug/Kg	-	-	-	-
Phenanthrene	ug/Kg	-	-	-	-
Pyrene	ug/Kg	-	-	-	-
PCBs					
Aroclor-1248	ug/Kg	ND (38)	ND (53)	ND (36)	ND (34)
Aroclor-1254	ug/Kg	ND (38)	ND (53)	ND (36)	ND (41)
Aroclor-1260	ug/Kg	ND (38)	ND (53)	ND (36)	ND (34)
Total PCBs	ug/Kg	-	-	-	-

**SUMMARY OF ANALYTICAL DETECTIONS
AREA SOUTH OF CREEK / AREA WEST OF FORMER DISPOSAL AREA
SOIL SAMPLES**

TOLEDO, OHIO

<i>Location:</i>	<i>TP-Q4-00</i>	<i>TP-Q5-00</i>	<i>TP-Q6-00</i>	<i>TP-Q6-00</i>	<i>TP-R1-00</i>
<i>Sample ID:</i>	<i>S-12609-041200-RSH-530</i>	<i>S-12609-041200-RSH-531</i>	<i>S-12609-041200-RSH-532</i>	<i>S-12609-041200-RSH-538</i>	<i>S-12609-041200-RSH-526</i>
<i>Sample Depth:</i>	<i>(3-4)</i>	<i>(3-4)</i>	<i>(0-4)</i>	<i>(0-4)</i>	<i>(1-2)</i>
<i>Sample Date:</i>	<i>4/12/2000</i>	<i>4/12/2000</i>	<i>4/12/2000</i>	<i>4/12/2000</i>	<i>4/12/2000</i>
Parameter	Unit				
Metals					
Aluminum	mg/Kg	-	-	-	-
Antimony	mg/Kg	-	-	-	-
Arsenic	mg/Kg	-	-	-	-
Barium	mg/Kg	-	-	-	-
Beryllium	mg/Kg	-	-	-	-
Cadmium	mg/Kg	-	-	-	-
Calcium	mg/Kg	-	-	-	-
Chromium	mg/Kg	-	-	-	-
Cobalt	mg/Kg	-	-	-	-
Copper	mg/Kg	-	-	-	-
Iron	mg/Kg	-	-	-	-
Lead	mg/Kg	-	-	-	-
Magnesium	mg/Kg	-	-	-	-
Manganese	mg/Kg	-	-	-	-
Mercury	mg/Kg	-	-	-	-
Nickel	mg/Kg	-	-	-	-
Potassium	mg/Kg	-	-	-	-
Selenium	mg/Kg	-	-	-	-
Silver	mg/Kg	-	-	-	-
Sodium	mg/Kg	-	-	-	-
Thallium	mg/Kg	-	-	-	-
Vanadium	mg/Kg	-	-	-	-
Zinc	mg/Kg	-	-	-	-
General Chemistry					
Cyanide (total)	mg/Kg	-	-	-	-
Total Recoverable Petroleum Hydrocarbons	mg/Kg	-	-	-	-

Notes:
 U - Non-detect at associated value.
 J - Estimated.
 - Not analyzed.

SUMMARY OF ANALYTICAL DETECTIONS
AREA SOUTH OF CREEK / AREA WEST OF FORMER DISPOSAL AREA
SOIL SAMPLES
TOLEDO, OHIO

Location:	TP-R2-00	TP-R3-00	TP-R3-00	TP-R4-00	TP-R6-00
Sample ID:	S-12609-041200-RSH-525	S-12609-041200-RSH-523	S-12609-041200-RSH-524	S-12609-041200-RSH-522	S-12609-041200-RSH-533
Sample Depth:	(0-3)	(0-4)	(0-4)	(0-4)	(0-4)
Sample Date:	4/12/2000	4/12/2000	4/12/2000	4/12/2000	4/12/2000
Parameter	Unit				
Volatiles					
1,1,1-Trichloroethane	ug/Kg	-	ND (5.3)	ND (5.4)	-
1,1-Dichloroethene	ug/Kg	-	ND (5.3)	ND (5.4)	-
1,2-Dichloroethene (total)	ug/Kg	-	-	-	-
2-Butanone	ug/Kg	-	ND (21)	ND (22)	-
4-Methyl-2-pentanone	ug/Kg	-	2.1 J	1.1 J	-
Acetone	ug/Kg	-	ND (21) U	ND (22) U	-
Benzene	ug/Kg	-	ND (5.3)	ND (5.4)	-
Carbon disulfide	ug/Kg	-	ND (5.3)	ND (5.4)	-
Chlorobenzene	ug/Kg	-	ND (5.3)	ND (5.4)	-
Ethylbenzene	ug/Kg	-	ND (5.3)	ND (5.4)	-
Methylene chloride	ug/Kg	-	0.74 U	0.56 U	-
Styrene	ug/Kg	-	ND (5.3)	ND (5.4)	-
Tetrachloroethene	ug/Kg	-	ND (5.3)	ND (5.4)	-
Toluene	ug/Kg	-	0.42 J	0.34 J	-
Trichloroethene	ug/Kg	-	ND (5.3)	ND (5.4)	-
Xylene (total)	ug/Kg	-	1.6 J	1.1 J	-
Semi - Volatiles					
Acenaphthene	ug/Kg	-	-	-	-
Anthracene	ug/Kg	-	-	-	-
Benzo(a)anthracene	ug/Kg	-	-	-	-
Benzo(a)pyrene	ug/Kg	-	-	-	-
Benzo(b)fluoranthene	ug/Kg	-	-	-	-
Benzo(g,h,i)perylene	ug/Kg	-	-	-	-
Benzo(k)fluoranthene	ug/Kg	-	-	-	-
bis(2-Ethylhexyl)phthalate	ug/Kg	-	-	-	-
Butyl benzylphthalate	ug/Kg	-	-	-	-
Carbazole	ug/Kg	-	-	-	-
Chrysene	ug/Kg	-	-	-	-
Dibenz(a,h)anthracene	ug/Kg	-	-	-	-
Dibenzofuran	ug/Kg	-	-	-	-
Fluoranthene	ug/Kg	-	-	-	-
Fluorene	ug/Kg	-	-	-	-
Indeno(1,2,3-cd)pyrene	ug/Kg	-	-	-	-
Phenanthrene	ug/Kg	-	-	-	-
Pyrene	ug/Kg	-	-	-	-
PCBs					
Aroclor-1248	ug/Kg	ND (40)	ND (35)	ND (35)	ND (36)
Aroclor-1254	ug/Kg	ND (40)	ND (35)	ND (35)	ND (36)
Aroclor-1260	ug/Kg	ND (40)	ND (35)	ND (35)	ND (36)
Total PCBs	ug/Kg	-	-	-	-

**SUMMARY OF ANALYTICAL DETECTIONS
AREA SOUTH OF CREEK / AREA WEST OF FORMER DISPOSAL AREA
SOIL SAMPLES**

TOLEDO, OHIO

<i>Location:</i>	<i>TP-R2-00</i>	<i>TP-R3-00</i>	<i>TP-R3-00</i>	<i>TP-R4-00</i>	<i>TP-R6-00</i>
<i>Sample ID:</i>	<i>S-12609-041200-RSH-525</i>	<i>S-12609-041200-RSH-523</i>	<i>S-12609-041200-RSH-524</i>	<i>S-12609-041200-RSH-522</i>	<i>S-12609-041200-RSH-533</i>
<i>Sample Depth:</i>	<i>(0-3)</i>	<i>(0-4)</i>	<i>(0-4)</i>	<i>(0-4)</i>	<i>(0-4)</i>
<i>Sample Date:</i>	<i>4/12/2000</i>	<i>4/12/2000</i>	<i>4/12/2000</i>	<i>4/12/2000</i>	<i>4/12/2000</i>
<i>Parameter</i>	<i>Unit</i>				
Metals					
Aluminum	-	-	-	-	-
Antimony	-	-	-	-	-
Arsenic	-	-	-	-	-
Barium	-	-	-	-	-
Beryllium	-	-	-	-	-
Cadmium	-	-	-	-	-
Calcium	-	-	-	-	-
Chromium	-	-	-	-	-
Cobalt	-	-	-	-	-
Copper	-	-	-	-	-
Iron	-	-	-	-	-
Lead	-	-	-	-	-
Magnesium	-	-	-	-	-
Manganese	-	-	-	-	-
Mercury	-	-	-	-	-
Nickel	-	-	-	-	-
Potassium	-	-	-	-	-
Selenium	-	-	-	-	-
Silver	-	-	-	-	-
Sodium	-	-	-	-	-
Thallium	-	-	-	-	-
Vanadium	-	-	-	-	-
Zinc	-	-	-	-	-
General Chemistry					
Cyanide (total)	-	-	-	-	-
Total Recoverable Petroleum Hydrocarbons	-	-	-	-	-

Notes:
 U - Non-detect at associated value.
 J - Estimated.
 - Not analyzed.

SUMMARY OF ANALYTICAL DETECTIONS
AREA SOUTH OF CREEK / AREA WEST OF FORMER DISPOSAL AREA
SOIL SAMPLES
TOLEDO, OHIO

Location:	S-1	TP-S1-00	S-2	TP-S2-00	S-3
Sample ID:	S-10236-030698-FCE-029	S-12609-041100-RSH-515	S-10236-030698-FCE-030	S-12609-041100-RSH-514	S-10236-030698-FCE-031
Sample Depth:	(0-0.5)	(1-2)	(0-0.5)	(0-3)	(0-0.5)
Sample Date:	3/6/1998	4/11/2000	3/6/1998	4/11/2000	3/6/1998
Parameter	Unit				
Volatiles					
1,1,1-Trichloroethane	ug/Kg	ND (10)	-	ND (10)	-
1,1-Dichloroethene	ug/Kg	ND (10)	-	ND (10)	-
1,2-Dichloroethene (total)	ug/Kg	-	-	-	-
2-Butanone	ug/Kg	ND (100)	-	ND (100)	-
4-Methyl-2-pentanone	ug/Kg	ND (100)	-	ND (100)	-
Acetone	ug/Kg	ND (100)	-	ND (100)	-
Benzene	ug/Kg	ND (10)	-	ND (10)	-
Carbon disulfide	ug/Kg	ND (100)	-	ND (100)	-
Chlorobenzene	ug/Kg	ND (10)	-	ND (10)	-
Ethylbenzene	ug/Kg	ND (10)	-	ND (10)	-
Methylene chloride	ug/Kg	ND (10)	-	ND (10)	-
Styrene	ug/Kg	ND (10)	-	ND (10)	-
Tetrachloroethene	ug/Kg	ND (10)	-	ND (10)	-
Toluene	ug/Kg	ND (10)	-	ND (10)	-
Trichloroethene	ug/Kg	ND (10)	-	ND (10)	-
Xylene (total)	ug/Kg	ND (30)	-	ND (30)	-
Semi - Volatiles					
Acenaphthene	ug/Kg	-	-	-	-
Anthracene	ug/Kg	-	-	-	-
Benzo(a)anthracene	ug/Kg	-	-	-	-
Benzo(a)pyrene	ug/Kg	-	-	-	-
Benzo(b)fluoranthene	ug/Kg	-	-	-	-
Benzo(g,h,i)perylene	ug/Kg	-	-	-	-
Benzo(k)fluoranthene	ug/Kg	-	-	-	-
bis(2-Ethylhexyl)phthalate	ug/Kg	-	-	-	-
Butyl benzylphthalate	ug/Kg	-	-	-	-
Carbazole	ug/Kg	-	-	-	-
Chrysene	ug/Kg	-	-	-	-
Dibenz(a,h)anthracene	ug/Kg	-	-	-	-
Dibenzofuran	ug/Kg	-	-	-	-
Fluoranthene	ug/Kg	-	-	-	-
Fluorene	ug/Kg	-	-	-	-
Indeno(1,2,3-cd)pyrene	ug/Kg	-	-	-	-
Phenanthrene	ug/Kg	-	-	-	-
Pyrene	ug/Kg	-	-	-	-
PCBs					
Aroclor-1248	ug/Kg	630	ND (39)	ND (330)	ND (40)
Aroclor-1254	ug/Kg	ND (330)	63	ND (330)	ND (40)
Aroclor-1260	ug/Kg	ND (330)	ND (39)	ND (330)	ND (40)
Total PCBs	ug/Kg	-	-	-	-

SUMMARY OF ANALYTICAL DETECTIONS
AREA SOUTH OF CREEK / AREA WEST OF FORMER DISPOSAL AREA
SOIL SAMPLES

		TOLEDO, OHIO				
<i>Location:</i>		<i>S-1</i>	<i>TP-S1-00</i>	<i>S-2</i>	<i>TP-S2-00</i>	<i>S-3</i>
<i>Sample ID:</i>		<i>S-10236-030698-FCE-029</i>	<i>S-12609-041100-RSH-515</i>	<i>S-10236-030698-FCE-030</i>	<i>S-12609-041100-RSH-514</i>	<i>S-10236-030698-FCE-031</i>
<i>Sample Depth:</i>		<i>(0-0.5)</i>	<i>(1-2)</i>	<i>(0-0.5)</i>	<i>(0-3)</i>	<i>(0-0.5)</i>
<i>Sample Date:</i>		<i>3/6/1998</i>	<i>4/11/2000</i>	<i>3/6/1998</i>	<i>4/11/2000</i>	<i>3/6/1998</i>
Parameter	Unit					
Metals						
Aluminum	mg/Kg	7800 J	-	9800	-	7000
Antimony	mg/Kg	0.820 J	-	ND (0.5) UJ	-	ND (0.5) UJ
Arsenic	mg/Kg	2.8 J	-	2	-	3.3
Barium	mg/Kg	56	-	61	-	120
Beryllium	mg/Kg	0.48	-	ND (0.29)	-	0.4
Cadmium	mg/Kg	0.83	-	0.69	-	0.6
Calcium	mg/Kg	30000	-	8100	-	20000
Chromium	mg/Kg	61	-	26	-	11
Cobalt	mg/Kg	5.1	-	2.1	-	6
Copper	mg/Kg	130	-	200	-	15
Iron	mg/Kg	20000	-	8600	-	20000
Lead	mg/Kg	41 J	-	39 J	-	37 J
Magnesium	mg/Kg	10000	-	2500	-	10000
Manganese	mg/Kg	330	-	140	-	1300
Mercury	mg/Kg	ND (0.1)	-	ND (0.1)	-	ND (0.1)
Nickel	mg/Kg	27	-	22	-	19
Potassium	mg/Kg	880	-	560	-	950
Selenium	mg/Kg	ND (0.5) UJ	-	0.67 J	-	ND (0.5) UJ
Silver	mg/Kg	R	-	ND (0.5) UJ	-	ND (0.5) UJ
Sodium	mg/Kg	68	-	55	-	69
Thallium	mg/Kg	ND (0.5)	-	ND (0.5)	-	ND (0.5)
Vanadium	mg/Kg	14	-	14	-	22
Zinc	mg/Kg	180	-	240	-	80
General Chemistry						
Cyanide (total)	mg/Kg	ND (0.2)	-	0.25	-	ND (0.2)
Total Recoverable Petroleum Hydrocarbons	mg/Kg	-	-	-	-	-

Notes:

U - Non-detect at associated value.

J - Estimated.

- Not analyzed.

SUMMARY OF ANALYTICAL DETECTIONS
AREA SOUTH OF CREEK / AREA WEST OF FORMER DISPOSAL AREA
SOIL SAMPLES
TOLEDO, OHIO

Location:	S-3	TP-S3-00	TP-S4-00	TP-S5-00	TP-S6-00
Sample ID:	S-10236-030698-FCE-032	S-12609-041200-RSH-520	S-12609-041200-RSH-521	S-12609-041200-RSH-534	S-12609-041200-RSH-535
Sample Depth:	(0-0.5)	(0-4)	(0-4)	(2-3)	(0-5)
Sample Date:	3/6/1998	4/12/2000	4/12/2000	4/12/2000	4/12/2000
Parameter	Unit	Duplicate			
Volatiles					
1,1,1-Trichloroethane	ug/Kg	ND (10)	-	-	-
1,1-Dichloroethene	ug/Kg	ND (10)	-	-	-
1,2-Dichloroethene (total)	ug/Kg	-	-	-	-
2-Butanone	ug/Kg	ND (100)	-	-	-
4-Methyl-2-pentanone	ug/Kg	ND (100)	-	-	-
Acetone	ug/Kg	ND (100)	-	-	-
Benzene	ug/Kg	ND (10)	-	-	-
Carbon disulfide	ug/Kg	ND (100)	-	-	-
Chlorobenzene	ug/Kg	ND (10)	-	-	-
Ethylbenzene	ug/Kg	ND (10)	-	-	-
Methylene chloride	ug/Kg	ND (10)	-	-	-
Styrene	ug/Kg	ND (10)	-	-	-
Tetrachloroethene	ug/Kg	ND (10)	-	-	-
Toluene	ug/Kg	ND (10)	-	-	-
Trichloroethene	ug/Kg	ND (10)	-	-	-
Xylene (total)	ug/Kg	ND (30)	-	-	-
Semi - Volatiles					
Acenaphthene	ug/Kg	-	-	-	-
Anthracene	ug/Kg	-	-	-	-
Benzo(a)anthracene	ug/Kg	-	-	-	-
Benzo(a)pyrene	ug/Kg	-	-	-	-
Benzo(b)fluoranthene	ug/Kg	-	-	-	-
Benzo(g,h,i)perylene	ug/Kg	-	-	-	-
Benzo(k)fluoranthene	ug/Kg	-	-	-	-
bis(2-Ethylhexyl)phthalate	ug/Kg	-	-	-	-
Butyl benzylphthalate	ug/Kg	-	-	-	-
Carbazole	ug/Kg	-	-	-	-
Chrysene	ug/Kg	-	-	-	-
Dibenz(a,h)anthracene	ug/Kg	-	-	-	-
Dibenzofuran	ug/Kg	-	-	-	-
Fluoranthene	ug/Kg	-	-	-	-
Fluorene	ug/Kg	-	-	-	-
Indeno(1,2,3-cd)pyrene	ug/Kg	-	-	-	-
Phenanthrene	ug/Kg	-	-	-	-
Pyrene	ug/Kg	-	-	-	-
PCBs					
Aroclor-1248	ug/Kg	ND (330)	ND (38)	ND (38)	ND (38)
Aroclor-1254	ug/Kg	ND (330)	ND (38)	ND (38)	ND (38)
Aroclor-1260	ug/Kg	ND (330)	ND (38)	ND (38)	ND (38)
Total PCBs	ug/Kg	-	-	-	-

**SUMMARY OF ANALYTICAL DETECTIONS
AREA SOUTH OF CREEK / AREA WEST OF FORMER DISPOSAL AREA
SOIL SAMPLES**

		TOLEDO, OHIO					
<i>Location:</i>		<i>S-3</i>	<i>TP-S3-00</i>	<i>TP-S4-00</i>	<i>TP-S5-00</i>	<i>TP-S6-00</i>	
<i>Sample ID:</i>		<i>S-10236-030698-FCE-032</i>	<i>S-12609-041200-RSH-520</i>	<i>S-12609-041200-RSH-521</i>	<i>S-12609-041200-RSH-534</i>	<i>S-12609-041200-RSH-535</i>	
<i>Sample Depth:</i>		<i>(0-0.5)</i>	<i>(0-4)</i>	<i>(0-4)</i>	<i>(2-3)</i>	<i>(0-5)</i>	
<i>Sample Date:</i>		<i>3/6/1998</i>	<i>4/12/2000</i>	<i>4/12/2000</i>	<i>4/12/2000</i>	<i>4/12/2000</i>	
	<i>Unit</i>	<i>Duplicate</i>					
Parameter							
Metals							
Aluminum	mg/Kg	7500	-	-	-	-	
Antimony	mg/Kg	ND (0.5) UJ	-	-	-	-	
Arsenic	mg/Kg	2.8	-	-	-	-	
Barium	mg/Kg	64	-	-	-	-	
Beryllium	mg/Kg	0.37	-	-	-	-	
Cadmium	mg/Kg	0.6	-	-	-	-	
Calcium	mg/Kg	30000	-	-	-	-	
Chromium	mg/Kg	12	-	-	-	-	
Cobalt	mg/Kg	5.3	-	-	-	-	
Copper	mg/Kg	17	-	-	-	-	
Iron	mg/Kg	10000	-	-	-	-	
Lead	mg/Kg	37 J	-	-	-	-	
Magnesium	mg/Kg	10000	-	-	-	-	
Manganese	mg/Kg	450	-	-	-	-	
Mercury	mg/Kg	ND (0.1)	-	-	-	-	
Nickel	mg/Kg	14	-	-	-	-	
Potassium	mg/Kg	1200	-	-	-	-	
Selenium	mg/Kg	ND (0.5) UJ	-	-	-	-	
Silver	mg/Kg	ND (0.5) UJ	-	-	-	-	
Sodium	mg/Kg	80	-	-	-	-	
Thallium	mg/Kg	ND (0.5)	-	-	-	-	
Vanadium	mg/Kg	20	-	-	-	-	
Zinc	mg/Kg	80	-	-	-	-	
General Chemistry							
Cyanide (total)	mg/Kg	ND (0.2)	-	-	-	-	
Total Recoverable Petroleum Hydrocarbons	mg/Kg	-	-	-	-	-	

Notes:
 U - Non-detect at associated value.
 J - Estimated.
 - Not analyzed.

SUMMARY OF ANALYTICAL DETECTIONS
AREA SOUTH OF CREEK / AREA WEST OF FORMER DISPOSAL AREA
SOIL SAMPLES
TOLEDO, OHIO

Location:	TP-S6-00	TP-S7-00	TP-T1-00	TP-T2-00	TP-T3-00
Sample ID:	S-12609-041200-RSH-536	S-12609-041200-RSH-537	S-12609-041100-RSH-510	S-12609-041100-RSH-511	S-12609-041100-RSH-503
Sample Depth:	(0-5)	(0-3)	(0-3)	(0-3)	(0-5)
Sample Date:	4/12/2000	4/12/2000	4/11/2000	4/11/2000	4/11/2000
Parameter	Unit				
Volatiles					
1,1,1-Trichloroethane	ug/Kg	-	-	-	-
1,1-Dichloroethene	ug/Kg	-	-	-	-
1,2-Dichloroethene (total)	ug/Kg	-	-	-	-
2-Butanone	ug/Kg	-	-	-	-
4-Methyl-2-pentanone	ug/Kg	-	-	-	-
Acetone	ug/Kg	-	-	-	-
Benzene	ug/Kg	-	-	-	-
Carbon disulfide	ug/Kg	-	-	-	-
Chlorobenzene	ug/Kg	-	-	-	-
Ethylbenzene	ug/Kg	-	-	-	-
Methylene chloride	ug/Kg	-	-	-	-
Styrene	ug/Kg	-	-	-	-
Tetrachloroethene	ug/Kg	-	-	-	-
Toluene	ug/Kg	-	-	-	-
Trichloroethene	ug/Kg	-	-	-	-
Xylene (total)	ug/Kg	-	-	-	-
Semi - Volatiles					
Acenaphthene	ug/Kg	-	-	-	-
Anthracene	ug/Kg	-	-	-	-
Benzo(a)anthracene	ug/Kg	-	-	-	-
Benzo(a)pyrene	ug/Kg	-	-	-	-
Benzo(b)fluoranthene	ug/Kg	-	-	-	-
Benzo(g,h,i)perylene	ug/Kg	-	-	-	-
Benzo(k)fluoranthene	ug/Kg	-	-	-	-
bis(2-Ethylhexyl)phthalate	ug/Kg	-	-	-	-
Butyl benzylphthalate	ug/Kg	-	-	-	-
Carbazole	ug/Kg	-	-	-	-
Chrysene	ug/Kg	-	-	-	-
Dibenz(a,h)anthracene	ug/Kg	-	-	-	-
Dibenzofuran	ug/Kg	-	-	-	-
Fluoranthene	ug/Kg	-	-	-	-
Fluorene	ug/Kg	-	-	-	-
Indeno(1,2,3-cd)pyrene	ug/Kg	-	-	-	-
Phenanthrene	ug/Kg	-	-	-	-
Pyrene	ug/Kg	-	-	-	-
PCBs					
Aroclor-1248	ug/Kg	ND (38)	ND (39)	ND (39)	ND (38)
Aroclor-1254	ug/Kg	ND (38)	ND (39)	110	ND (38)
Aroclor-1260	ug/Kg	ND (38)	ND (39)	ND (39)	ND (38)
Total PCBs	ug/Kg	-	-	-	-

**SUMMARY OF ANALYTICAL DETECTIONS
AREA SOUTH OF CREEK / AREA WEST OF FORMER DISPOSAL AREA
SOIL SAMPLES**

TOLEDO, OHIO

<i>Location:</i>	<i>TP-S6-00</i>	<i>TP-S7-00</i>	<i>TP-T1-00</i>	<i>TP-T2-00</i>	<i>TP-T3-00</i>
<i>Sample ID:</i>	<i>S-12609-041200-RSH-536</i>	<i>S-12609-041200-RSH-537</i>	<i>S-12609-041100-RSH-510</i>	<i>S-12609-041100-RSH-511</i>	<i>S-12609-041100-RSH-503</i>
<i>Sample Depth:</i>	<i>(0-5)</i>	<i>(0-3)</i>	<i>(0-3)</i>	<i>(0-3)</i>	<i>(0-5)</i>
<i>Sample Date:</i>	<i>4/12/2000</i>	<i>4/12/2000</i>	<i>4/11/2000</i>	<i>4/11/2000</i>	<i>4/11/2000</i>
<i>Parameter</i>	<i>Unit</i>				
Metals					
Aluminum	mg/Kg	-	-	-	-
Antimony	mg/Kg	-	-	-	-
Arsenic	mg/Kg	-	-	-	-
Barium	mg/Kg	-	-	-	-
Beryllium	mg/Kg	-	-	-	-
Cadmium	mg/Kg	-	-	-	-
Calcium	mg/Kg	-	-	-	-
Chromium	mg/Kg	-	-	-	-
Cobalt	mg/Kg	-	-	-	-
Copper	mg/Kg	-	-	-	-
Iron	mg/Kg	-	-	-	-
Lead	mg/Kg	-	-	-	-
Magnesium	mg/Kg	-	-	-	-
Manganese	mg/Kg	-	-	-	-
Mercury	mg/Kg	-	-	-	-
Nickel	mg/Kg	-	-	-	-
Potassium	mg/Kg	-	-	-	-
Selenium	mg/Kg	-	-	-	-
Silver	mg/Kg	-	-	-	-
Sodium	mg/Kg	-	-	-	-
Thallium	mg/Kg	-	-	-	-
Vanadium	mg/Kg	-	-	-	-
Zinc	mg/Kg	-	-	-	-
General Chemistry					
Cyanide (total)	mg/Kg	-	-	-	-
Total Recoverable Petroleum Hydrocarbons	mg/Kg	-	-	-	-

Notes:
 U - Non-detect at associated value.
 J - Estimated.
 - Not analyzed.

SUMMARY OF ANALYTICAL DETECTIONS
AREA SOUTH OF CREEK / AREA WEST OF FORMER DISPOSAL AREA
SOIL SAMPLES
TOLEDO, OHIO

Location:	TP-T3-00	TP-T4-00	TP-T5-00	TP-T6-00	TP-1-99
Sample ID:	S-12609-041100-RSH-512	S-12609-041100-RSH-513	S-12609-041100-RSH-505	S-12609-041100-RSH-504	S-12609-121599-DN-01
Sample Depth:	(0-5)	(0-5)	(0-4)	(0-5)	(4-6)
Sample Date:	4/11/2000	4/11/2000	4/11/2000	4/11/2000	12/15/1999
Parameter	Unit				
Volatiles					
1,1,1-Trichloroethane	ug/Kg	-	-	-	ND (4.8)
1,1-Dichloroethene	ug/Kg	-	-	-	1.6 J
1,2-Dichloroethene (total)	ug/Kg	-	-	-	ND (4.8)
2-Butanone	ug/Kg	-	-	-	ND (19) U
4-Methyl-2-pentanone	ug/Kg	-	-	-	0.57 J
Acetone	ug/Kg	-	-	-	61
Benzene	ug/Kg	-	-	-	ND (4.8)
Carbon disulfide	ug/Kg	-	-	-	ND (4.8)
Chlorobenzene	ug/Kg	-	-	-	ND (4.8)
Ethylbenzene	ug/Kg	-	-	-	ND (4.8)
Methylene chloride	ug/Kg	-	-	-	ND (4.8) U
Styrene	ug/Kg	-	-	-	ND (4.8) U
Tetrachloroethene	ug/Kg	-	-	-	ND (4.8)
Toluene	ug/Kg	-	-	-	ND (4.8) U
Trichloroethene	ug/Kg	-	-	-	ND (4.8)
Xylene (total)	ug/Kg	-	-	-	ND (9.7)
Semi - Volatiles					
Acenaphthene	ug/Kg	-	-	-	ND (380)
Anthracene	ug/Kg	-	-	-	48 J
Benzo(a)anthracene	ug/Kg	-	-	-	150 J
Benzo(a)pyrene	ug/Kg	-	-	-	140 J
Benzo(b)fluoranthene	ug/Kg	-	-	-	200 J
Benzo(g,h,i)perylene	ug/Kg	-	-	-	110 J
Benzo(k)fluoranthene	ug/Kg	-	-	-	79 J
bis(2-Ethylhexyl)phthalate	ug/Kg	-	-	-	ND (380)
Butyl benzylphthalate	ug/Kg	-	-	-	ND (380)
Carbazole	ug/Kg	-	-	-	ND (380)
Chrysene	ug/Kg	-	-	-	150 J
Dibenz(a,h)anthracene	ug/Kg	-	-	-	ND (380)
Dibenzofuran	ug/Kg	-	-	-	ND (380)
Fluoranthene	ug/Kg	-	-	-	370 J
Fluorene	ug/Kg	-	-	-	ND (380)
Indeno(1,2,3-cd)pyrene	ug/Kg	-	-	-	100 J
Phenanthrene	ug/Kg	-	-	-	220 J
Pyrene	ug/Kg	-	-	-	280 J
PCBs					
Aroclor-1248	ug/Kg	ND (38)	ND (37)	ND (38)	ND (39)
Aroclor-1254	ug/Kg	ND (38)	ND (37)	ND (38)	ND (38)
Aroclor-1260	ug/Kg	ND (38)	ND (37)	ND (38)	ND (39)
Total PCBs	ug/Kg	-	-	-	-

**SUMMARY OF ANALYTICAL DETECTIONS
AREA SOUTH OF CREEK / AREA WEST OF FORMER DISPOSAL AREA
SOIL SAMPLES**

	TOLEDO, OHIO				
<i>Location:</i>	TP-T3-00	TP-T4-00	TP-T5-00	TP-T6-00	TP-T9-99
<i>Sample ID:</i>	S-12609-041100-RSH-512	S-12609-041100-RSH-513	S-12609-041100-RSH-505	S-12609-041100-RSH-504	S-12609-121599-DN-01
<i>Sample Depth:</i>	(0-5)	(0-5)	(0-4)	(0-5)	(4-6)
<i>Sample Date:</i>	4/11/2000	4/11/2000	4/11/2000	4/11/2000	12/15/1999
<i>Parameter</i>	<i>Unit</i>				
Metals					
Aluminum	mg/Kg	-	-	-	4750
Antimony	mg/Kg	-	-	-	ND (6.9) UJ
Arsenic	mg/Kg	-	-	-	3.0
Barium	mg/Kg	-	-	-	30.9
Beryllium	mg/Kg	-	-	-	ND (0.57)
Cadmium	mg/Kg	-	-	-	ND (0.57)
Calcium	mg/Kg	-	-	-	12400 J
Chromium	mg/Kg	-	-	-	7.2
Cobalt	mg/Kg	-	-	-	ND (5.7)
Copper	mg/Kg	-	-	-	6.9
Iron	mg/Kg	-	-	-	7100
Lead	mg/Kg	-	-	-	8.1
Magnesium	mg/Kg	-	-	-	6080
Manganese	mg/Kg	-	-	-	115 J
Mercury	mg/Kg	-	-	-	ND (0.11)
Nickel	mg/Kg	-	-	-	8.1
Potassium	mg/Kg	-	-	-	ND (575)
Selenium	mg/Kg	-	-	-	ND (0.57)
Silver	mg/Kg	-	-	-	ND (1.1)
Sodium	mg/Kg	-	-	-	ND (575)
Thallium	mg/Kg	-	-	-	ND (1.1)
Vanadium	mg/Kg	-	-	-	11.0
Zinc	mg/Kg	-	-	-	26.4
General Chemistry					
Cyanide (total)	mg/Kg	-	-	-	-
Total Recoverable Petroleum Hydrocarbons	mg/Kg	-	-	-	57

Notes:
 U - Non-detect at associated value.
 J - Estimated.
 - Not analyzed.

SUMMARY OF ANALYTICAL DETECTIONS
AREA SOUTH OF CREEK / AREA WEST OF FORMER DISPOSAL AREA
SOIL SAMPLES
TOLEDO, OHIO

Location:	TP-1-99	TP-2-99	TP-4-99	TP-4A-98	TP-8A-99
Sample ID:	S-12609-121599-DN-02	S-12609-121599-DN-03	S-12609-100699-DEN-01	S-10236-010898-FCE-005	S-12609-100699-DEN-02
Sample Depth:	(8-10)	(6-8)	(0-2)	(0-1.5)	(0-1.5)
Sample Date:	12/15/1999	12/15/1999	10/6/1999	1/8/1998	10/6/1999
Parameter	Unit				
Volatiles					
1,1,1-Trichloroethane	ug/Kg	ND (4.7)	1.4 J	ND (5.0)	ND (10)
1,1-Dichloroethene	ug/Kg	5.5	5.0	ND (5.0)	ND (10)
1,2-Dichloroethene (total)	ug/Kg	ND (4.7)	22	ND (5.0)	-
2-Butanone	ug/Kg	ND (19) U	ND (19) U	ND (20)	ND (100)
4-Methyl-2-pentanone	ug/Kg	0.60 J	ND (19)	ND (20)	ND (100)
Acetone	ug/Kg	ND (37) U	ND (19) U	16 J	ND (100)
Benzene	ug/Kg	ND (4.7)	ND (4.7)	2.1 J	ND (10)
Carbon disulfide	ug/Kg	ND (4.7)	ND (4.7)	3.0 J	ND (100)
Chlorobenzene	ug/Kg	ND (4.7)	1.6 J	ND (5.0)	ND (10)
Ethylbenzene	ug/Kg	0.36 J	55	1.8 J	ND (10)
Methylene chloride	ug/Kg	ND (4.7) U	2.8 J	ND (5.0) U	ND (10)
Styrene	ug/Kg	ND (4.7) U	ND (4.7)	ND (5.0)	ND (10)
Tetrachloroethene	ug/Kg	ND (4.7)	150	ND (5.0)	ND (10)
Toluene	ug/Kg	ND (4.7) U	110 B	6.3	ND (10)
Trichloroethene	ug/Kg	ND (4.7)	33	0.86 J	ND (10)
Xylene (total)	ug/Kg	1.1 J	280	4.5 J	ND (30)
Semi - Volatiles					
Acenaphthene	ug/Kg	61 J	ND (380)	ND (380)	ND (450)
Anthracene	ug/Kg	110 J	ND (380)	ND (380)	ND (450)
Benzo(a)anthracene	ug/Kg	300 J	68 J	ND (380)	ND (450)
Benzo(a)pyrene	ug/Kg	280 J	64 J	ND (380)	ND (450)
Benzo(b)fluoranthene	ug/Kg	380	99 J	42 J	ND (450)
Benzo(g,h,i)perylene	ug/Kg	190 J	49 J	ND (380)	ND (450)
Benzo(k)fluoranthene	ug/Kg	130 J	ND (380)	ND (380)	ND (450)
bis(2-Ethylhexyl)phthalate	ug/Kg	ND (370)	ND (380)	-	ND (450)
Butyl benzylphthalate	ug/Kg	ND (370)	ND (380)	-	ND (450)
Carbazole	ug/Kg	ND (370)	ND (380)	-	ND (450)
Chrysene	ug/Kg	290 J	77 J	39 J	ND (450)
Dibenz(a,h)anthracene	ug/Kg	ND (370)	ND (380)	ND (380)	ND (450)
Dibenzofuran	ug/Kg	ND (370)	ND (380)	-	ND (450)
Fluoranthene	ug/Kg	780	180 J	47 J	ND (450)
Fluorene	ug/Kg	ND (370)	ND (380)	ND (380)	ND (450)
Indeno(1,2,3-cd)pyrene	ug/Kg	210 J	ND (380)	ND (380)	ND (450)
Phenanthrene	ug/Kg	340 J	88 J	ND (380)	ND (450)
Pyrene	ug/Kg	530	140 J	43 J	ND (450)
PCBs					
Aroclor-1248	ug/Kg	ND (37)	ND (38)	ND (38)	ND (330)
Aroclor-1254	ug/Kg	ND (37)	ND (38)	ND (38)	ND (330)
Aroclor-1260	ug/Kg	ND (37)	ND (38)	ND (38)	ND (330)
Total PCBs	ug/Kg	-	-	-	ND (330)

SUMMARY OF ANALYTICAL DETECTIONS
AREA SOUTH OF CREEK / AREA WEST OF FORMER DISPOSAL AREA
SOIL SAMPLES

		TOLEDO, OHIO				
<i>Location:</i>		<i>TP-1-99</i>	<i>TP-2-99</i>	<i>TP-4-99</i>	<i>TP-4A-98</i>	<i>TP-8A-99</i>
<i>Sample ID:</i>		<i>S-12609-121599-DN-02</i>	<i>S-12609-121599-DN-03</i>	<i>S-12609-100699-DEN-01</i>	<i>S-10236-010898-FCE-005</i>	<i>S-12609-100699-DEN-02</i>
<i>Sample Depth:</i>		<i>(8-10)</i>	<i>(6-8)</i>	<i>(0-2)</i>	<i>(0-1.5)</i>	<i>(0-1.5)</i>
<i>Sample Date:</i>		<i>12/15/1999</i>	<i>12/15/1999</i>	<i>10/6/1999</i>	<i>1/8/1998</i>	<i>10/6/1999</i>
Parameter	Unit					
Metals						
Aluminum	mg/Kg	4900	8200	-	2200 J	-
Antimony	mg/Kg	ND (6.8) UJ	ND (6.8) UJ	-	ND (0.5) UJ	-
Arsenic	mg/Kg	3.9	5.6	-	1.1 J	-
Barium	mg/Kg	39.5	87.6	-	15 J	-
Beryllium	mg/Kg	ND (0.56)	ND (0.57)	-	ND (0.23)	-
Cadmium	mg/Kg	ND (0.56)	ND (0.57)	-	0.37	-
Calcium	mg/Kg	66900 J	52300 J	-	3800 J	-
Chromium	mg/Kg	9.1 J	13.8	-	3	-
Cobalt	mg/Kg	ND (5.6)	7.3	-	1.4	-
Copper	mg/Kg	8.2 J	16.1	-	2.1	-
Iron	mg/Kg	8710	16300	-	3400	-
Lead	mg/Kg	7.1	9.3	-	2.6 J	-
Magnesium	mg/Kg	33100	20600	-	1100 J	-
Manganese	mg/Kg	301 J	376 J	-	51	-
Mercury	mg/Kg	ND (0.11)	ND (0.11)	-	ND (0.1)	-
Nickel	mg/Kg	13.0 J	19.3	-	3.1	-
Potassium	mg/Kg	778	1930	-	220 J	-
Selenium	mg/Kg	ND (0.56)	ND (0.57)	-	ND (0.5) UJ	-
Silver	mg/Kg	ND (1.1)	ND (1.1)	-	ND (0.5) UJ	-
Sodium	mg/Kg	ND (563)	ND (570)	-	27 J	-
Thallium	mg/Kg	ND (1.1)	ND (1.1)	-	ND (0.5)	-
Vanadium	mg/Kg	12.4	21.5	-	6.1 J	-
Zinc	mg/Kg	33.4 J	46.7	-	27	-
General Chemistry						
Cyanide (total)	mg/Kg	-	-	-	ND (0.2)	-
Total Recoverable Petroleum Hydrocarbons	mg/Kg	160	430	ND (12)	-	ND (12)

Notes:

U - Non-detect at associated value.

J - Estimated.

- Not analyzed.

SUMMARY OF ANALYTICAL DETECTIONS
AREA SOUTH OF CREEK / AREA WEST OF FORMER DISPOSAL AREA
SOIL SAMPLES
TOLEDO, OHIO

Location:	TP-10/10A-99	TP-14-99	TP-J1A-00	TP-J1A-00	TP-J1A-00
Sample ID:	S-12609-100699-DEN-03	S-12609-100699-DEN-05	S-12609-060700-DEN-102	S-12609-060700-DEN-103	S-12609-060700-DEN-104
Sample Depth:	(1-2)	(0-2)	(2-3)	(2-3)	(4-5)
Sample Date:	10/6/1999	10/6/1999	6/7/2000	6/7/2000	6/7/2000
Parameter	Unit				
Volatiles					
1,1,1-Trichloroethane	ug/Kg	ND (4.7)	ND (5.1)	-	-
1,1-Dichloroethene	ug/Kg	ND (4.7)	ND (5.1)	-	-
1,2-Dichloroethene (total)	ug/Kg	ND (4.7)	ND (5.1)	-	-
2-Butanone	ug/Kg	8.6 J	ND (20)	-	-
4-Methyl-2-pentanone	ug/Kg	ND (19)	ND (20)	-	-
Acetone	ug/Kg	64	62	-	-
Benzene	ug/Kg	ND (4.7)	0.95 J	-	-
Carbon disulfide	ug/Kg	ND (4.7)	2.4 J	-	-
Chlorobenzene	ug/Kg	ND (4.7)	ND (5.1)	-	-
Ethylbenzene	ug/Kg	ND (4.7)	0.59 J	-	-
Methylene chloride	ug/Kg	ND (4.7) U	2.5 J	-	-
Styrene	ug/Kg	ND (4.7)	ND (5.1)	-	-
Tetrachloroethene	ug/Kg	ND (4.7)	ND (5.1)	-	-
Toluene	ug/Kg	1.3 J	2.9 J	-	-
Trichloroethene	ug/Kg	1.0 J	0.95 J	-	-
Xylene (total)	ug/Kg	ND (9.4)	1.0 J	-	-
Semi - Volatiles					
Acenaphthene	ug/Kg	ND (360)	ND (370)	-	-
Anthracene	ug/Kg	ND (360)	ND (370)	-	-
Benzo(a)anthracene	ug/Kg	ND (360)	130 J	-	-
Benzo(a)pyrene	ug/Kg	ND (360)	140 J	-	-
Benzo(b)fluoranthene	ug/Kg	ND (360)	190 J	-	-
Benzo(g,h,i)perylene	ug/Kg	ND (360)	100 J	-	-
Benzo(k)fluoranthene	ug/Kg	ND (360)	79 J	-	-
bis(2-Ethylhexyl)phthalate	ug/Kg	ND (360)	ND (370)	-	-
Butyl benzylphthalate	ug/Kg	-	ND (370)	-	-
Carbazole	ug/Kg	ND (360)	ND (370)	-	-
Chrysene	ug/Kg	ND (360)	160 J	-	-
Dibenz(a,h)anthracene	ug/Kg	ND (360)	ND (370)	-	-
Dibenzofuran	ug/Kg	ND (360)	ND (370)	-	-
Fluoranthene	ug/Kg	ND (360)	290 J	-	-
Fluorene	ug/Kg	ND (360)	ND (370)	-	-
Indeno(1,2,3-cd)pyrene	ug/Kg	ND (360)	100 J	-	-
Phenanthrene	ug/Kg	ND (360)	98 J	-	-
Pyrene	ug/Kg	ND (360)	240 J	-	-
PCBs					
Aroclor-1248	ug/Kg	ND (36)	ND (37)	-	-
Aroclor-1254	ug/Kg	ND (36)	ND (37)	-	-
Aroclor-1260	ug/Kg	ND (36)	ND (37)	-	-
Total PCBs	ug/Kg	-	-	-	-

**SUMMARY OF ANALYTICAL DETECTIONS
AREA SOUTH OF CREEK / AREA WEST OF FORMER DISPOSAL AREA
SOIL SAMPLES**

TOLEDO, OHIO

<i>Location:</i>	TOLEDO, OHIO				
<i>Sample ID:</i>	<i>TP-10/10A-99</i>	<i>TP-14-99</i>	<i>TP-J1A-00</i>	<i>TP-J1A-00</i>	<i>TP-J1A-00</i>
<i>Sample Depth:</i>	<i>S-12609-100699-DEN-03</i>	<i>S-12609-100699-DEN-05</i>	<i>S-12609-060700-DEN-102</i>	<i>S-12609-060700-DEN-103</i>	<i>S-12609-060700-DEN-104</i>
<i>Sample Date:</i>	<i>(1-2)</i>	<i>(0-2)</i>	<i>(2-3)</i>	<i>(2-3)</i>	<i>(4-5)</i>
<i>Parameter</i>	<i>10/6/1999</i>	<i>10/6/1999</i>	<i>6/7/2000</i>	<i>6/7/2000</i>	<i>6/7/2000</i>
<i>Unit</i>					
Metals					
Aluminum	mg/Kg	-	226000	206000	13700
Antimony	mg/Kg	-	ND (48.5) UJ	ND (18.6) UJ	ND (7.6) UJ
Arsenic	mg/Kg	-	ND (8.1)	3.7	8.8
Barium	mg/Kg	-	ND (32.4)	ND (62.0)	118
Beryllium	mg/Kg	-	2.0	ND (1.5)	ND (0.64)
Cadmium	mg/Kg	-	4.4	16.7	ND (0.64)
Calcium	mg/Kg	-	-	-	-
Chromium	mg/Kg	-	13300	203	22.7
Cobalt	mg/Kg	-	12.2	ND (15.5)	11.2
Copper	mg/Kg	-	4560	7950	25.6
Iron	mg/Kg	-	41300	10000	23000
Lead	mg/Kg	-	149	360	11.1
Magnesium	mg/Kg	-	-	-	-
Manganese	mg/Kg	-	15800	503	1220
Mercury	mg/Kg	-	ND (0.16)	ND (0.31)	ND (0.13)
Nickel	mg/Kg	-	146	189	32.9 J
Potassium	mg/Kg	-	-	-	-
Selenium	mg/Kg	-	5.6	ND (3.1)	ND (0.64)
Silver	mg/Kg	-	ND (8.1)	9.0	ND (1.3)
Sodium	mg/Kg	-	-	-	-
Thallium	mg/Kg	-	11.1	ND (6.2)	1.8
Vanadium	mg/Kg	-	470	39.5	29.3
Zinc	mg/Kg	-	4390	6820	57.0 J
General Chemistry					
Cyanide (total)	mg/Kg	-	-	-	-
Total Recoverable Petroleum Hydrocarbons	mg/Kg	ND (11)	ND (11)	-	-

Notes:

U - Non-detect at associated value.

J - Estimated.

- Not analyzed.

SUMMARY OF ANALYTICAL DETECTIONS
AREA SOUTH OF CREEK / AREA WEST OF FORMER DISPOSAL AREA
SOIL SAMPLES
TOLEDO, OHIO

Location:	TP-J1B-00	TP-J1C-00	TP-J1D-00	TP-J1E-00	TP-J1E-00
Sample ID:	S-12609-060700-DEN-106	S-12609-060700-DEN-107	S-12609-060700-DEN-108	S-12609-060700-DEN-109	S-12609-060700-DEN-110
Sample Depth:	(2-5)	(1-5)	(1-4)	(1-4)	(1-4)
Sample Date:	6/7/2000	6/7/2000	6/7/2000	6/7/2000	6/7/2000
Parameter	Unit				
Volatiles					
1,1,1-Trichloroethane	ug/Kg	-	-	-	-
1,1-Dichloroethene	ug/Kg	-	-	-	-
1,2-Dichloroethene (total)	ug/Kg	-	-	-	-
2-Butanone	ug/Kg	-	-	-	-
4-Methyl-2-pentanone	ug/Kg	-	-	-	-
Acetone	ug/Kg	-	-	-	-
Benzene	ug/Kg	-	-	-	-
Carbon disulfide	ug/Kg	-	-	-	-
Chlorobenzene	ug/Kg	-	-	-	-
Ethylbenzene	ug/Kg	-	-	-	-
Methylene chloride	ug/Kg	-	-	-	-
Styrene	ug/Kg	-	-	-	-
Tetrachloroethene	ug/Kg	-	-	-	-
Toluene	ug/Kg	-	-	-	-
Trichloroethene	ug/Kg	-	-	-	-
Xylene (total)	ug/Kg	-	-	-	-
Semi - Volatiles					
Acenaphthene	ug/Kg	-	-	-	-
Anthracene	ug/Kg	-	-	-	-
Benzo(a)anthracene	ug/Kg	-	-	-	-
Benzo(a)pyrene	ug/Kg	-	-	-	-
Benzo(b)fluoranthene	ug/Kg	-	-	-	-
Benzo(g,h,i)perylene	ug/Kg	-	-	-	-
Benzo(k)fluoranthene	ug/Kg	-	-	-	-
bis(2-Ethylhexyl)phthalate	ug/Kg	-	-	-	-
Butyl benzylphthalate	ug/Kg	-	-	-	-
Carbazole	ug/Kg	-	-	-	-
Chrysene	ug/Kg	-	-	-	-
Dibenz(a,h)anthracene	ug/Kg	-	-	-	-
Dibenzofuran	ug/Kg	-	-	-	-
Fluoranthene	ug/Kg	-	-	-	-
Fluorene	ug/Kg	-	-	-	-
Indeno(1,2,3-cd)pyrene	ug/Kg	-	-	-	-
Phenanthrene	ug/Kg	-	-	-	-
Pyrene	ug/Kg	-	-	-	-
PCBs					
Aroclor-1248	ug/Kg	-	-	-	-
Aroclor-1254	ug/Kg	-	-	-	-
Aroclor-1260	ug/Kg	-	-	-	-
Total PCBs	ug/Kg	-	-	-	-

SUMMARY OF ANALYTICAL DETECTIONS
AREA SOUTH OF CREEK / AREA WEST OF FORMER DISPOSAL AREA
SOIL SAMPLES

		TOLEDO, OHIO				
<i>Location:</i>		<i>TP-J1B-00</i>	<i>TP-J1C-00</i>	<i>TP-J1D-00</i>	<i>TP-J1E-00</i>	<i>TP-J1E-00</i>
<i>Sample ID:</i>		<i>S-12609-060700-DEN-106</i>	<i>S-12609-060700-DEN-107</i>	<i>S-12609-060700-DEN-108</i>	<i>S-12609-060700-DEN-109</i>	<i>S-12609-060700-DEN-110</i>
<i>Sample Depth:</i>		<i>(2-5)</i>	<i>(1-5)</i>	<i>(1-4)</i>	<i>(1-4)</i>	<i>(1-4)</i>
<i>Sample Date:</i>		<i>6/7/2000</i>	<i>6/7/2000</i>	<i>6/7/2000</i>	<i>6/7/2000</i>	<i>6/7/2000</i>
<i>Parameter</i>	<i>Unit</i>					
Metals						
Aluminum	mg/Kg	6400	15200	12400	6340	10900
Antimony	mg/Kg	ND (7.0) UJ	ND (7.8) UJ	ND (7.3) UJ	ND (7.3) UJ	ND (7.4) UJ
Arsenic	mg/Kg	3.4	7.5	7.4	7.5	5.3
Barium	mg/Kg	44.0	99.3	61.8	41.6	71.7
Beryllium	mg/Kg	ND (0.59)	ND (0.65)	ND (0.61)	ND (0.61)	ND (0.62)
Cadmium	mg/Kg	ND (0.59)	ND (0.65)	ND (0.61)	ND (0.61)	ND (0.62)
Calcium	mg/Kg	-	-	-	-	-
Chromium	mg/Kg	10.1	24.1	17.5	10.8	16.5
Cobalt	mg/Kg	ND (5.9)	11.5	9.3	ND (6.1)	ND (6.2)
Copper	mg/Kg	9.3	23.8	19.0	12.5	7.3
Iron	mg/Kg	10300	23900	22100	13400	18800
Lead	mg/Kg	7.7	11.5	12.9	6.7	7.8
Magnesium	mg/Kg	-	-	-	-	-
Manganese	mg/Kg	164	387	373	262	164
Mercury	mg/Kg	ND (0.12)	ND (0.13)	ND (0.12)	ND (0.12)	ND (0.12)
Nickel	mg/Kg	11.1	27.5	17.5	13.7	13.2
Potassium	mg/Kg	-	-	-	-	-
Selenium	mg/Kg	ND (0.59)	ND (0.65)	ND (0.61)	ND (0.61)	ND (0.62)
Silver	mg/Kg	ND (1.2)	ND (1.3)	ND (1.2)	ND (1.2)	ND (1.2)
Sodium	mg/Kg	-	-	-	-	-
Thallium	mg/Kg	ND (1.2)	1.7	1.3	1.6	ND (1.2)
Vanadium	mg/Kg	14.6	30.6	26.3	18.6	24.9
Zinc	mg/Kg	33.6	60.9	43.1	31.3	53.5
General Chemistry						
Cyanide (total)	mg/Kg	-	-	-	-	-
Total Recoverable Petroleum Hydrocarbons	mg/Kg	-	-	-	-	-

Notes:
U - Non-detect at associated value.
J - Estimated.
- Not analyzed.

SUMMARY OF ANALYTICAL DETECTIONS
AREA SOUTH OF CREEK / AREA WEST OF FORMER DISPOSAL AREA
SOIL SAMPLES
TOLEDO, OHIO

Location:	TP-J1F-00	TP-J1F-00	TP-U2-00	TP-U3-00	TP-U4-00
Sample ID:	S-12609-060700-DEN-111	S-12609-060700-DEN-112	S-12609-041100-RSH-509	S-12609-041100-RSH-508	S-12609-041100-RSH-507
Sample Depth:	(2.5-4)	(4-5)	(0-5)	(0-4)	(0-4)
Sample Date:	6/7/2000	6/7/2000	4/11/2000	4/11/2000	4/11/2000
Parameter	Unit				
Volatiles					
1,1,1-Trichloroethane	ug/Kg	-	-	ND (5.8)	-
1,1-Dichloroethene	ug/Kg	-	-	ND (5.8)	-
1,2-Dichloroethene (total)	ug/Kg	-	-	-	-
2-Butanone	ug/Kg	-	-	ND (23)	-
4-Methyl-2-pentanone	ug/Kg	-	-	ND (23)	-
Acetone	ug/Kg	-	-	ND (23) U	-
Benzene	ug/Kg	-	-	ND (5.8)	-
Carbon disulfide	ug/Kg	-	-	ND (5.8)	-
Chlorobenzene	ug/Kg	-	-	ND (5.8)	-
Ethylbenzene	ug/Kg	-	-	ND (5.8)	-
Methylene chloride	ug/Kg	-	-	0.62 U	-
Styrene	ug/Kg	-	-	ND (5.8)	-
Tetrachloroethene	ug/Kg	-	-	ND (5.8)	-
Toluene	ug/Kg	-	-	0.47 J	-
Trichloroethene	ug/Kg	-	-	ND (5.8)	-
Xylene (total)	ug/Kg	-	-	1.2 J	-
Semi - Volatiles					
Acenaphthene	ug/Kg	-	-	-	-
Anthracene	ug/Kg	-	-	-	-
Benzo(a)anthracene	ug/Kg	-	-	-	-
Benzo(a)pyrene	ug/Kg	-	-	-	-
Benzo(b)fluoranthene	ug/Kg	-	-	-	-
Benzo(g,h,i)perylene	ug/Kg	-	-	-	-
Benzo(k)fluoranthene	ug/Kg	-	-	-	-
bis(2-Ethylhexyl)phthalate	ug/Kg	-	-	-	-
Butyl benzylphthalate	ug/Kg	-	-	-	-
Carbazole	ug/Kg	-	-	-	-
Chrysene	ug/Kg	-	-	-	-
Dibenz(a,h)anthracene	ug/Kg	-	-	-	-
Dibenzofuran	ug/Kg	-	-	-	-
Fluoranthene	ug/Kg	-	-	-	-
Fluorene	ug/Kg	-	-	-	-
Indeno(1,2,3-cd)pyrene	ug/Kg	-	-	-	-
Phenanthrene	ug/Kg	-	-	-	-
Pyrene	ug/Kg	-	-	-	-
PCBs					
Aroclor-1248	ug/Kg	-	-	ND (36)	ND (40)
Aroclor-1254	ug/Kg	-	-	ND (36)	ND (40)
Aroclor-1260	ug/Kg	-	-	ND (36)	ND (40)
Total PCBs	ug/Kg	-	-	-	-

**SUMMARY OF ANALYTICAL DETECTIONS
AREA SOUTH OF CREEK / AREA WEST OF FORMER DISPOSAL AREA
SOIL SAMPLES**

TOLEDO, OHIO

<i>Location:</i>	<i>TP-J1F-00</i>	<i>TP-J1F-00</i>	<i>TP-U2-00</i>	<i>TP-U3-00</i>	<i>TP-U4-00</i>
<i>Sample ID:</i>	<i>S-12609-060700-DEN-111</i>	<i>S-12609-060700-DEN-112</i>	<i>S-12609-041100-RSH-509</i>	<i>S-12609-041100-RSH-508</i>	<i>S-12609-041100-RSH-507</i>
<i>Sample Depth:</i>	<i>(2.5-4)</i>	<i>(4-5)</i>	<i>(0-5)</i>	<i>(0-4)</i>	<i>(0-4)</i>
<i>Sample Date:</i>	<i>6/7/2000</i>	<i>6/7/2000</i>	<i>4/11/2000</i>	<i>4/11/2000</i>	<i>4/11/2000</i>
<i>Parameter</i>	<i>Unit</i>				
Metals					
Aluminum	mg/Kg	270000	2570	-	-
Antimony	mg/Kg	ND (38.7) UJ	ND (7.0) UJ	-	-
Arsenic	mg/Kg	ND (6.4)	2.0	-	-
Barium	mg/Kg	ND (25.8)	ND (23.2)	-	-
Beryllium	mg/Kg	4.0	ND (0.58)	-	-
Cadmium	mg/Kg	2.1	ND (0.58)	-	-
Calcium	mg/Kg	-	-	-	-
Chromium	mg/Kg	18100	9.0	-	-
Cobalt	mg/Kg	14.6	ND (5.8)	-	-
Copper	mg/Kg	4360	3.4	-	-
Iron	mg/Kg	64000	4860	-	-
Lead	mg/Kg	96.6	1.9	-	-
Magnesium	mg/Kg	-	-	-	-
Manganese	mg/Kg	25800	46.6	-	-
Mercury	mg/Kg	ND (0.13)	ND (0.12)	-	-
Nickel	mg/Kg	138	ND (4.6)	-	-
Potassium	mg/Kg	-	-	-	-
Selenium	mg/Kg	4.7	ND (0.58)	-	-
Silver	mg/Kg	ND (6.4)	ND (1.2)	-	-
Sodium	mg/Kg	-	-	-	-
Thallium	mg/Kg	45.1	ND (1.2)	-	-
Vanadium	mg/Kg	835	7.4	-	-
Zinc	mg/Kg	3770	10.9	-	-
General Chemistry					
Cyanide (total)	mg/Kg	-	-	-	-
Total Recoverable Petroleum Hydrocarbons	mg/Kg	-	-	-	-

Notes:
 U - Non-detect at associated value.
 J - Estimated.
 - Not analyzed.

SUMMARY OF ANALYTICAL DETECTIONS
AREA SOUTH OF CREEK / AREA WEST OF FORMER DISPOSAL AREA
SOIL SAMPLES
TOLEDO, OHIO

Location:	TP-U5-00	TP-U6-00	TP-U6-00	TP-U7-00
Sample ID:	S-12609-041100-RSH-506	S-12609-041100-RSH-502	S-12609-041100-RSH-500	S-12609-041100-RSH-501
Sample Depth:	(0-4)	(0-4)	(0-5)	(0-5)
Sample Date:	4/11/2000	4/11/2000	4/11/2000	4/11/2000
Parameter	Unit			
Volatiles				
1,1,1-Trichloroethane	ug/Kg	-	-	ND (5.2)
1,1-Dichloroethene	ug/Kg	-	-	ND (5.2)
1,2-Dichloroethene (total)	ug/Kg	-	-	-
2-Butanone	ug/Kg	-	-	ND (21)
4-Methyl-2-pentanone	ug/Kg	-	-	ND (21)
Acetone	ug/Kg	-	-	ND (21) U
Benzene	ug/Kg	-	-	ND (5.2)
Carbon disulfide	ug/Kg	-	-	ND (5.2)
Chlorobenzene	ug/Kg	-	-	ND (5.2)
Ethylbenzene	ug/Kg	-	-	ND (5.2)
Methylene chloride	ug/Kg	-	-	0.65 U
Styrene	ug/Kg	-	-	ND (5.2)
Tetrachloroethene	ug/Kg	-	-	ND (5.2)
Toluene	ug/Kg	-	-	0.35 J
Trichloroethene	ug/Kg	-	-	ND (5.2)
Xylene (total)	ug/Kg	-	-	1.1 J
Semi - Volatiles				
Acenaphthene	ug/Kg	-	-	-
Anthracene	ug/Kg	-	-	-
Benzo(a)anthracene	ug/Kg	-	-	-
Benzo(a)pyrene	ug/Kg	-	-	-
Benzo(b)fluoranthene	ug/Kg	-	-	-
Benzo(g,h,i)perylene	ug/Kg	-	-	-
Benzo(k)fluoranthene	ug/Kg	-	-	-
bis(2-Ethylhexyl)phthalate	ug/Kg	-	-	-
Butyl benzylphthalate	ug/Kg	-	-	-
Carbazole	ug/Kg	-	-	-
Chrysene	ug/Kg	-	-	-
Dibenz(a,h)anthracene	ug/Kg	-	-	-
Dibenzofuran	ug/Kg	-	-	-
Fluoranthene	ug/Kg	-	-	-
Fluorene	ug/Kg	-	-	-
Indeno(1,2,3-cd)pyrene	ug/Kg	-	-	-
Phenanthrene	ug/Kg	-	-	-
Pyrene	ug/Kg	-	-	-
PCBs				
Aroclor-1248	ug/Kg	ND (38)	ND (37)	ND (36)
Aroclor-1254	ug/Kg	ND (38)	ND (37)	ND (36)
Aroclor-1260	ug/Kg	ND (38)	ND (37)	ND (36)
Total PCBs	ug/Kg	-	-	-

**SUMMARY OF ANALYTICAL DETECTIONS
AREA SOUTH OF CREEK / AREA WEST OF FORMER DISPOSAL AREA
SOIL SAMPLES**

<i>Location:</i>	<i>TP-U5-00</i>	TOLEDO, OHIO	<i>TP-U6-00</i>	<i>TP-U7-00</i>
<i>Sample ID:</i>	<i>S-12609-041100-RSH-506</i>	<i>S-12609-041100-RSH-502</i>	<i>S-12609-041100-RSH-500</i>	<i>S-12609-041100-RSH-501</i>
<i>Sample Depth:</i>	<i>(0-4)</i>	<i>(0-4)</i>	<i>(0-5)</i>	<i>(0-5)</i>
<i>Sample Date:</i>	<i>4/11/2000</i>	<i>4/11/2000</i>	<i>4/11/2000</i>	<i>4/11/2000</i>
<i>Parameter</i>	<i>Unit</i>			
Metals				
Aluminum	mg/Kg	-	-	-
Antimony	mg/Kg	-	-	-
Arsenic	mg/Kg	-	-	-
Barium	mg/Kg	-	-	-
Beryllium	mg/Kg	-	-	-
Cadmium	mg/Kg	-	-	-
Calcium	mg/Kg	-	-	-
Chromium	mg/Kg	-	-	-
Cobalt	mg/Kg	-	-	-
Copper	mg/Kg	-	-	-
Iron	mg/Kg	-	-	-
Lead	mg/Kg	-	-	-
Magnesium	mg/Kg	-	-	-
Manganese	mg/Kg	-	-	-
Mercury	mg/Kg	-	-	-
Nickel	mg/Kg	-	-	-
Potassium	mg/Kg	-	-	-
Selenium	mg/Kg	-	-	-
Silver	mg/Kg	-	-	-
Sodium	mg/Kg	-	-	-
Thallium	mg/Kg	-	-	-
Vanadium	mg/Kg	-	-	-
Zinc	mg/Kg	-	-	-
General Chemistry				
Cyanide (total)	mg/Kg	-	-	-
Total Recoverable Petroleum Hydrocarbons	mg/Kg	-	-	-

Notes:
 U - Non-detect at associated value.
 J - Estimated.
 - Not analyzed.

TABLE 3.8.1

**SUMMARY OF SAMPLE DEPTHS AND PARAMETERS
SOUTHWEST AREA
GENERAL MOTORS POWERTRAIN
TOLEDO, OHIO**

<i>Sample Matrix</i>	<i>Sample Location</i>	<i>Sample Depth (ft BGS)</i>	<i>PCBs</i>	<i>General Chemistry</i>	<i>VOCs</i>	<i>SVOCs</i>	<i>Metals</i>
<i>Soil</i>	BH239-00	0 - 2	x				
		2 - 4	x				
		6 - 8 ⁽¹⁾	x				
	BH240-00	0 - 2	x				
		2 - 4	x				
		6 - 8	x				
	BH241-00	0 - 2	x				
		2 - 4	x				
		6 - 8	x				
	BH242-00	-	x				
		0 - 2	x				
		2 - 4	x				
6 - 8		x					

Notes:

⁽¹⁾ Duplicate samples were taken

TABLE 3.8.2

SUMMARY OF ANALYTICAL DETECTIONS
 SOUTHWEST AREA
 SOIL SAMPLES
 TOLEDO, OHIO

	<i>BH239-00</i>	<i>BH239-00</i>	<i>BH239-00</i>	<i>BH239-00</i>	<i>BH240-00</i>	<i>BH240-00</i>
<i>Sample ID:</i>	<i>S-12609-060600-DEN-70</i>	<i>S-12609-060600-DEN-71</i>	<i>S-12609-060600-DEN-72</i>	<i>S-12609-060600-DEN-73</i>	<i>S-12609-060600-DEN-74</i>	<i>S-12609-060600-DEN-75</i>
<i>Sample Depth:</i>	<i>(0-2)</i>	<i>(2-4)</i>	<i>(6-8)</i>	<i>(6-8)</i>	<i>(0-2)</i>	<i>(2-4)</i>
<i>Sample Date:</i>	<i>6/6/2000</i>	<i>6/6/2000</i>	<i>6/6/2000</i>	<i>6/6/2000</i>	<i>6/6/2000</i>	<i>6/6/2000</i>
<i>Parameter</i>	<i>Unit</i>					
<i>PCBs</i>						
Aroclor-1248	ug/Kg	3200	ND (42)	ND (44)	ND (43)	ND (37)
Aroclor-1254	ug/Kg	ND (390)	ND (42)	ND (44)	ND (43)	ND (37)

TABLE 3.8.2

SUMMARY OF ANALYTICAL DETECTIONS
SOUTHWEST AREA
SOIL SAMPLES
TOLEDO, OHIO

<i>Location:</i>	<i>BH240-00</i>	<i>BH241-00</i>	<i>BH241-00</i>	<i>BH241-00</i>	<i>BH242-00</i>	<i>BH242-00</i>
<i>Sample ID:</i>	<i>S-12609-060600-DEN-76</i>	<i>S-12609-060600-DEN-81</i>	<i>S-12609-060600-DEN-82</i>	<i>S-12609-060600-DEN-83</i>	<i>S-12609-060600-DEN-77</i>	<i>S-12609-060600-DEN-78</i>
<i>Sample Depth:</i>	<i>(6-8)</i>	<i>(0-2)</i>	<i>(2-4)</i>	<i>(6-8)</i>		<i>(0-2)</i>
<i>Sample Date:</i>	<i>6/6/2000</i>	<i>6/6/2000</i>	<i>6/6/2000</i>	<i>6/6/2000</i>	<i>6/6/2000</i>	<i>6/6/2000</i>
Parameter	Unit					
PCBs						
Aroclor-1248	ug/Kg	ND (40)	ND (37)	ND (38)	ND (42)	ND (5.5)
Aroclor-1254	ug/Kg	ND (40)	ND (37)	ND (38)	ND (42)	ND (24)
						ND (40)
						49

TABLE 3.8.2

**SUMMARY OF ANALYTICAL DETECTIONS
SOUTHWEST AREA
SOIL SAMPLES
TOLEDO, OHIO**

<i>Location:</i>		<i>BH242-00</i>	<i>BH242-00</i>
<i>Sample ID:</i>		<i>S-12609-060600-DEN-79</i>	<i>S-12609-060600-DEN-80</i>
<i>Sample Depth:</i>		<i>(2-4)</i>	<i>(6-8)</i>
<i>Sample Date:</i>		<i>6/6/2000</i>	<i>6/6/2000</i>
<i>Parameter</i>	<i>Unit</i>		
<i>PCBs</i>			
Aroclor-1248	ug/Kg	ND (40)	ND (40)
Aroclor-1254	ug/Kg	ND (40)	ND (40)

TABLE 3.9.1

**SUMMARY OF SAMPLE DEPTHS AND PARAMETERS
SILVER CREEK AND TRIBUTARY DITCHES
GENERAL MOTORS POWERTRAIN
TOLEDO, OHIO**

Sample Matrix	Sample Location	Sample Depth (ft BGS)	PCBs	General Chemistry	VOCs	SVOCs	Metals
Sediment							
	SED10-98	--	X	X	X		X
	SED11-98	--	X	X	X		X
	SED12-98	--	X	X	X		X
	SED14-00	--	X				
	SED15-00	--	X				
	SED16-00	--	X				
	SED1-98	--	X	X	X		X
	SED2-98	--	X	X	X		X
	SED3-98	--	X	X	X		X
	SED4-98	--	X	X	X		X
	SED5-98	--	X	X	X		X
	SED6-98	--	X	X	X		X
	SED7-98	--	X	X	X		X
	SED8-98	-- ⁽¹⁾	X	X	X		X
Surface Water							
	SW1-00	--	X				
	SW2-00	-- ⁽¹⁾	X				
	SW3-00	--	X				
	SW1-98	--	X	X	X		X
	SW2-98	--	X	X	X		X
	SW3-98	--	X	X	X		X
	SW4-98	--	X	X	X		X
	SW4-99	-- ⁽¹⁾		X			X
	SW5-98	-- ⁽¹⁾	X	X	X		X
	SW5-99	-- ⁽¹⁾		X			X
	SW6-98	--	X	X	X		X
	SW6-99	--		X			X
	SW7-98	--	X	X	X		X
	SW8-98	--	X	X	X		X
	SW9-98	--	X	X	X		X
	SW10-98	--	X	X	X		X

Notes:

⁽¹⁾ Duplicate samples were taken

**SUMMARY OF ANALYTICAL DETECTIONS
SILVER CREEK AND TRIBUTARY DITCHES
SEDIMENT SAMPLES
TOLEDO, OHIO**

<i>Location:</i>		<i>SED-1-98</i>	<i>SED-2-98</i>	<i>SED-3-98</i>	<i>SED-4-98</i>	<i>SED-5-98</i>
<i>Sample ID:</i>		<i>SD-10236-030598-MP-010</i>	<i>SD-10236-030498-MP-008</i>	<i>SD-10236-030498-MP-003</i>	<i>SD-10236-030498-MP-002</i>	<i>SD-10236-030598-MP-013</i>
<i>Sample Depth:</i>						
<i>Sample Date:</i>		<i>3/5/1998</i>	<i>3/4/1998</i>	<i>3/4/1998</i>	<i>3/4/1998</i>	<i>3/5/1998</i>
<i>Parameter</i>	<i>Unit</i>					
<i>Volatiles</i>						
Acetone	ug/Kg	130	ND (100)	ND (100)	ND (100)	2600
Methylene chloride	ug/Kg	13 U	ND (10)	ND (10)	ND (10)	ND (40)
<i>PCBs</i>						
Aroclor-1248	ug/Kg	ND (330)	ND (330)	ND (330)	ND (330)	ND (330)
Aroclor-1254	ug/Kg	ND (330)	ND (330)	ND (330)	ND (330)	ND (330)
<i>Metals</i>						
Aluminum	mg/Kg	8900 J	8000	3500	4400	6000 J
Arsenic	mg/Kg	3.3 J	7.9	3.7	4.3	3 J
Barium	mg/Kg	75	77	46	53	66
Beryllium	mg/Kg	0.37	ND (0.26)	ND (0.32)	ND (0.2)	ND (0.34)
Cadmium	mg/Kg	0.61	0.33	0.48	0.32	0.49
Calcium	mg/Kg	8800	30000	6200	20000	20000
Chromium	mg/Kg	18	15	8.1	8.6	13
Cobalt	mg/Kg	6.1	7.5	4.1	4.6	4
Copper	mg/Kg	16	22	8.6	13	16
Iron	mg/Kg	20000	20000	8200	10000	10000
Lead	mg/Kg	21 J	21 J	18 J	18 J	33 J
Magnesium	mg/Kg	4300	10000	2800	7200	10000
Manganese	mg/Kg	490	380	560	620	310
Nickel	mg/Kg	28	21	9	15	11
Potassium	mg/Kg	1000	1300	380	430	720
Sodium	mg/Kg	170	79	45	71	89
Vanadium	mg/Kg	26	20	11	14	17
Zinc	mg/Kg	110	82	46	85	89
<i>General Chemistry</i>						
Cyanide (total)	mg/Kg	ND (0.2)	ND (0.2)	ND (0.2)	ND (0.2)	0.31

Notes:

U - Non-detect at associated values.

J - Estimated.

- Not analyzed.

**SUMMARY OF ANALYTICAL DETECTIONS
SILVER CREEK AND TRIBUTARY DITCHES
SEDIMENT SAMPLES
TOLEDO, OHIO**

<i>Location:</i>		<i>SED-6-98</i>	<i>SED-7-98</i>	<i>SED-8-98</i>	<i>SED-8-98</i>	<i>SED-10-98</i>
<i>Sample ID:</i>		<i>SD-10236-030598-MP-011</i>	<i>SD-10236-030498-MP-001</i>	<i>SD-10236-030498-MP-004</i>	<i>SD-10236-030498-MP-005</i>	<i>SD-10236-030498-MP-006</i>
<i>Sample Depth:</i>						
<i>Sample Date:</i>		<i>3/5/1998</i>	<i>3/4/1998</i>	<i>3/4/1998</i>	<i>3/4/1998</i>	<i>3/4/1998</i>
<i>Parameter</i>	<i>Unit</i>				<i>Duplicate</i>	
<i>Volatiles</i>						
Acetone	ug/Kg	ND (100)	ND (100)	ND (100)	ND (100)	ND (100)
Methylene chloride	ug/Kg	ND (10)	ND (10)	ND (10)	ND (10)	ND (10)
<i>PCBs</i>						
Aroclor-1248	ug/Kg	ND (330)	ND (330)	ND (330)	ND (330)	ND (330)
Aroclor-1254	ug/Kg	ND (330)	ND (330)	ND (330)	ND (330)	ND (330)
<i>Metals</i>						
Aluminum	mg/Kg	730 J	710	2100	2000	690
Arsenic	mg/Kg	1.2 J	1.9	2.4	2.6	2.6
Barium	mg/Kg	21	9	23	21	13
Beryllium	mg/Kg	ND (0.27)	ND (0.2)	ND (0.29)	0.34	4.5
Cadmium	mg/Kg	0.37	0.37	0.18	0.25	0.26
Calcium	mg/Kg	10000	7500	6500	5400	7500
Chromium	mg/Kg	9.2	3.3	5.6	5.8	3.4
Cobalt	mg/Kg	4.9	2.6	2.2	4.3	2.3
Copper	mg/Kg	8.4	3.3	5.9	5.3	5.6
Iron	mg/Kg	4800	2300	6500	5900	2900
Lead	mg/Kg	17 J	41 J	8.7 J	8.3 J	16 J
Magnesium	mg/Kg	5200	3200	3000	2700	3000
Manganese	mg/Kg	180	75	120	100	94
Nickel	mg/Kg	5.7	5.4	10	7.2	4.1
Potassium	mg/Kg	170	67	180	170	77
Sodium	mg/Kg	71	56	55	50	52
Vanadium	mg/Kg	7	3	9	8.8	3.2
Zinc	mg/Kg	75	42	46	41	45
<i>General Chemistry</i>						
Cyanide (total)	mg/Kg	ND (0.2)	ND (0.2)	ND (0.2)	ND (0.2)	ND (0.2)

Notes:

U - Non-detect at associated values.

J - Estimated.

- Not analyzed.

**SUMMARY OF ANALYTICAL DETECTIONS
SILVER CREEK AND TRIBUTARY DITCHES
SEDIMENT SAMPLES
TOLEDO, OHIO**

<i>Location:</i>		<i>SED-11-98</i>	<i>SED-12-98</i>	<i>SED15-00</i>	<i>SED16-00</i>
<i>Sample ID:</i>		<i>SD-10236-030498-MP-007</i>	<i>SD-10236-030598-MP-012</i>	<i>SED-12609-041700-DRD-452</i>	<i>SED-12609-041700-DRD-453</i>
<i>Sample Depth:</i>				<i>(0-0.5)</i>	<i>(0-0.5)</i>
<i>Sample Date:</i>		<i>3/4/1998</i>	<i>3/5/1998</i>	<i>4/17/2000</i>	<i>4/17/2000</i>
<i>Parameter</i>	<i>Unit</i>				
Volatiles					
Acetone	ug/Kg	ND (100)	ND (100)	-	-
Methylene chloride	ug/Kg	ND (10)	ND (11)	-	-
PCBs					
Aroclor-1248	ug/Kg	ND (330)	ND (330)	ND (44)	90
Aroclor-1254	ug/Kg	ND (330)	ND (330)	73	ND (41)
Metals					
Aluminum	mg/Kg	780	3900 J	-	-
Arsenic	mg/Kg	3.5	5 J	-	-
Barium	mg/Kg	12	49	-	-
Beryllium	mg/Kg	ND (0.32)	ND (0.42)	-	-
Cadmium	mg/Kg	0.28	1.2	-	-
Calcium	mg/Kg	10000	30000	-	-
Chromium	mg/Kg	5.6	16	-	-
Cobalt	mg/Kg	3.1	4.3	-	-
Copper	mg/Kg	4	23	-	-
Iron	mg/Kg	2900	9500	-	-
Lead	mg/Kg	19	ND (2.1) UJ	-	-
Magnesium	mg/Kg	4500	10000	-	-
Manganese	mg/Kg	97	260	-	-
Nickel	mg/Kg	3.9	11	-	-
Potassium	mg/Kg	81	550	-	-
Sodium	mg/Kg	50	220	-	-
Vanadium	mg/Kg	4.6	13	-	-
Zinc	mg/Kg	45	160	-	-
General Chemistry					
Cyanide (total)	mg/Kg	ND (0.2)	0.59	-	-

Notes:

U - Non-detect at associated values.

J - Estimated.

- Not analyzed.

**SUMMARY OF ANALYTICAL DETECTIONS
SILVER CREEK AND TRIBUTARY DITCHES
SURFACE WATER SAMPLES
TOLEDO, OHIO**

<i>Location:</i>	SW-1-98	SW-2-98	SW-3-98	SW-4-98	SW-4-99
<i>Sample ID:</i>	SW-10236-030598-MP-010	SW-10236-030498-MP-003	SW-10236-030498-MP-002	SW-10236-030598-MP-013	W-12609-090799-DN-02
<i>Sample Date:</i>	3/5/1998	3/4/1998	3/4/1998	3/5/1998	9/7/1999
<i>Parameters</i>	<i>Unit</i>				
Volatiles					
1,2-Dichloroethene (total)	ug/L	39	ND (1)	ND (1)	-
1,2-Dichloropropane	ug/L	2	ND (1)	ND (1)	-
Tetrachloroethene	ug/L	ND (1)	ND (1)	ND (1)	-
Trichloroethene	ug/L	1.2	ND (1)	ND (1)	-
Metals					
Aluminum	mg/L	0.18 J	0.21 J	ND (0.1) UJ	1.1 J
Barium	mg/L	ND (0.2)	ND (0.2)	ND (0.2)	-
Cadmium	mg/L	ND (0.0005)	ND (0.0005)	ND (0.0005)	0.0007
Calcium	mg/L	160	95	100	110
Iron	mg/L	0.25	0.27	ND (0.1)	2.9
Lead	mg/L	ND (0.003)	ND (0.003)	ND (0.003)	0.036
Magnesium	mg/L	56	26	27	32
Manganese	mg/L	0.048	ND (0.02)	0.14	0.24
Potassium	mg/L	5.2	1.4	1.4	4.6
Silver	mg/L	ND (0.0005)	ND (0.0005)	ND (0.0005)	ND (0.0005)
Sodium	mg/L	85	7.8	12	10
Zinc	mg/L	0.025	ND (0.02)	0.024	0.099
General Chemistry					
Ammonia	mg/L	-	-	-	-
Biochemical Oxygen Demand (BOD)	mg/L	-	-	-	ND (2)
Chemical Oxygen Demand (COD)	mg/L	-	-	-	23
Chloride	mg/L	-	-	-	37.1
Hardness	mg/L	-	-	-	134
Nitrate (as N)	mg/L	-	-	-	0.78
Phosphorus	mg/L	-	-	-	-
Sulfate	mg/L	-	-	-	49.6
Total Dissolved Solids (TDS)	mg/L	-	-	-	240
Total Kjeldahl Nitrogen (TKN)	mg/L	-	-	-	-
Total Suspended Solids (TSS)	mg/L	-	-	-	5.0
Total Recoverable Petroleum Hydrocarbons	mg/L	-	-	-	-

Notes:

U - Non-detect at associated values.

J - Estimated.

- Not analyzed.

**SUMMARY OF ANALYTICAL DETECTIONS
SILVER CREEK AND TRIBUTARY DITCHES
SURFACE WATER SAMPLES
TOLEDO, OHIO**

<i>Location:</i>	SW-4-99	SW-5-98	SW-5-98	SW-5-99	SW-5-99
<i>Sample ID:</i>	W-12609-090799-DN-02	SW-10236-030498-MP-004	SW-10236-030498-MP-005	W-12609-090799-DN-01	W-12609-090799-DN-01
<i>Sample Date:</i>	9/7/1999	3/4/1998	3/4/1998	9/7/1999	9/7/1999
<i>Parameters</i>	<i>Unit</i>	<i>Duplicate</i>	<i>Duplicate</i>		<i>Duplicate</i>
Volatiles					
1,2-Dichloroethene (total)	ug/L	-	ND (1)	ND (1)	-
1,2-Dichloropropane	ug/L	-	ND (1)	ND (1)	-
Tetrachloroethene	ug/L	-	ND (1)	ND (1)	-
Trichloroethene	ug/L	-	ND (1)	ND (1)	-
Metals					
Aluminum	mg/L	-	0.11 J	ND (0.1) UJ	-
Barium	mg/L	-	ND (0.2)	ND (0.2)	-
Cadmium	mg/L	-	ND (0.0005)	ND (0.0005)	-
Calcium	mg/L	-	100	97	-
Iron	mg/L	-	0.4	0.37	-
Lead	mg/L	-	ND (0.003)	ND (0.003)	-
Magnesium	mg/L	-	21	20	-
Manganese	mg/L	-	0.1	0.097	-
Potassium	mg/L	-	2.4	2.4	ND (5.0)
Silver	mg/L	-	ND (0.0005)	ND (0.0005)	-
Sodium	mg/L	-	72	69	24.7
Zinc	mg/L	-	ND (0.02)	ND (0.02)	-
General Chemistry					
Ammonia	mg/L	-	-	-	-
Biochemical Oxygen Demand (BOD)	mg/L	ND (2/2)	-	-	ND (2)
Chemical Oxygen Demand (COD)	mg/L	23/31	-	-	28
Chloride	mg/L	-	-	-	38.4
Hardness	mg/L	-	-	-	138
Nitrate (as N)	mg/L	-	-	-	0.67
Phosphorus	mg/L	-	-	-	-
Sulfate	mg/L	-	-	-	52.8
Total Dissolved Solids (TDS)	mg/L	-	-	-	250
Total Kjeldahl Nitrogen (TKN)	mg/L	-	-	-	-
Total Suspended Solids (TSS)	mg/L	-	-	-	ND (4.0)
Total Recoverable Petroleum Hydrocarbons	mg/L	-	-	-	-

Notes:

U - Non-detect at associated values.

J - Estimated.

- Not analyzed.

**SUMMARY OF ANALYTICAL DETECTIONS
SILVER CREEK AND TRIBUTARY DITCHES
SURFACE WATER SAMPLES
TOLEDO, OHIO**

<i>Location:</i>		SW-6-98	SW-6-99	SW-7-98	SW-8-98	SW-9-98
<i>Sample ID:</i>		SW-10236-030498-MP-001	POND INFLUENT #3	SW-10236-030498-MP-006	SW-10236-030598-MP-012	SW-10236-030498-MP-007
<i>Sample Date:</i>		3/4/1998	8/13/1999	3/4/1998	3/5/1998	3/4/1998
<i>Parameters</i>	<i>Unit</i>					
Volatiles						
1,2-Dichloroethene (total)	ug/L	ND (1)	-	ND (1)	ND (1)	ND (1)
1,2-Dichloropropane	ug/L	ND (1)	-	ND (1)	ND (1)	ND (1)
Tetrachloroethene	ug/L	ND (1)	-	ND (1)	ND (1)	ND (1)
Trichloroethene	ug/L	ND (1)	-	ND (1)	ND (1)	ND (1)
Metals						
Aluminum	mg/L	ND (0.1) UJ	-	ND (0.1) UJ	ND (0.1) UJ	ND (0.1) UJ
Barium	mg/L	ND (0.2)	-	ND (0.2)	ND (0.2)	ND (0.2)
Cadmium	mg/L	ND (0.0005)	-	ND (0.0005)	ND (0.0005)	ND (0.0005)
Calcium	mg/L	99	42.1	92	110	100
Iron	mg/L	0.46	0.47	0.33	0.28	0.3
Lead	mg/L	ND (0.003)	-	ND (0.003)	ND (0.003)	ND (0.003)
Magnesium	mg/L	20	7.5	21	21	21
Manganese	mg/L	0.1	0.29	0.09	0.092	0.097
Potassium	mg/L	2.4	-	2.4	2.5	2.5
Silver	mg/L	0.00065	-	ND (0.0005)	ND (0.0005)	ND (0.0005)
Sodium	mg/L	71	-	72	67	76
Zinc	mg/L	0.033	0.059	ND (0.02)	ND (0.02)	ND (0.02)
General Chemistry						
Ammonia	mg/L	-	0.5	-	-	-
Biochemical Oxygen Demand (BOD)	mg/L	-	8	-	-	-
Chemical Oxygen Demand (COD)	mg/L	-	39	-	-	-
Chloride	mg/L	-	-	-	-	-
Hardness	mg/L	-	110	-	-	-
Nitrate (as N)	mg/L	-	ND (0.5)	-	-	-
Phosphorus	mg/L	-	0.7	-	-	-
Sulfate	mg/L	-	-	-	-	-
Total Dissolved Solids (TDS)	mg/L	-	240	-	-	-
Total Kjeldahl Nitrogen (TKN)	mg/L	-	2	-	-	-
Total Suspended Solids (TSS)	mg/L	-	5	-	-	-
Total Recoverable Petroleum Hydrocarbons	mg/L	-	1.1	-	-	-

Notes:

U - Non-detect at associated values.

J - Estimated.

- Not analyzed.

**SUMMARY OF ANALYTICAL DETECTIONS
SILVER CREEK AND TRIBUTARY DITCHES
SURFACE WATER SAMPLES
TOLEDO, OHIO**

Location: SW-10-98
Sample ID: SW-10236-030598-MP-011
Sample Date: 3/5/1998

<i>Parameters</i>	<i>Unit</i>	
Volatiles		
1,2-Dichloroethene (total)	ug/L	3.2
1,2-Dichloropropane	ug/L	ND (1)
Tetrachloroethene	ug/L	1.3
Trichloroethene	ug/L	1.1
Metals		
Aluminum	mg/L	ND (0.1) UJ
Barium	mg/L	ND (0.2)
Cadmium	mg/L	ND (0.0005)
Calcium	mg/L	100
Iron	mg/L	0.29
Lead	mg/L	0.0032
Magnesium	mg/L	21
Manganese	mg/L	0.14
Potassium	mg/L	2.6
Silver	mg/L	ND (0.0005)
Sodium	mg/L	110
Zinc	mg/L	0.043
General Chemistry		
Ammonia	mg/L	-
Biochemical Oxygen Demand (BOD)	mg/L	-
Chemical Oxygen Demand (COD)	mg/L	-
Chloride	mg/L	-
Hardness	mg/L	-
Nitrate (as N)	mg/L	-
Phosphorus	mg/L	-
Sulfate	mg/L	-
Total Dissolved Solids (TDS)	mg/L	-
Total Kjeldahl Nitrogen (TKN)	mg/L	-
Total Suspended Solids (TSS)	mg/L	-
Total Recoverable Petroleum Hydrocarbons	mg/L	-

Notes:
 U - Non-detect at associated values.
 J - Estimated.
 - Not analyzed.