



Contact Us:

RACER has set up a toll-free number specifically to answer your questions about vapor intrusion mitigation:

855-RACER-411

RACER Trust

Robert Hare, Cleanup Manager
(IL, IN, KS, MO, NJ, WI)
rhare@racertrust.org
(419) 277-0815

Indiana Department of Environmental Management (IDEM)

Doug Griffin
100 North Senate Avenue
Indianapolis, IN 46204
(317) 233-2710

For more information on vapor intrusion, please visit the IDEM's website:
www.in.gov/idem/4335.htm

Information on the site and past environmental tests can be viewed at the RACER website at www.racertrust.org

IDEM Virtual File Cabinet:

www.in.gov/idem/6551.htm

For information on health questions about vapor intrusion of TCE, contact the Agency for Toxic Substances and Disease Registry (ATSDR) at 1-888-422-8737 or visit the ATSDR website at www.atsdr.cdc.gov.

The ATSDR, a public health agency that is part of the U.S. Department of Health and Human Services, is responsible for determining whether people experience harmful effects from exposure to hazardous substances.

A Guide to Vapor Intrusion Mitigation

Revitalizing Auto Communities Environmental Response Trust (RACER Trust) is working with the Indiana Department of Environmental Management (IDEM) to complete investigation and mitigation activities related to the former General Motors site located in Indianapolis, Indiana. Air samples were collected of the indoor air within or under your home. Volatile organic compounds (VOCs) were detected in one or both of these air samples at concentrations that were above the IDEM action levels for air. Therefore, mitigation is required. This fact sheet describes the mitigation system and the steps that will be taken to design and install the mitigation system in your home.

What is an Active Mitigation System?

A mitigation system is designed to prevent vapors (i.e., air with VOC concentrations above action levels) from below your home's foundation from entering the indoor air within your home. This is done by creating a negative pressure (vacuum) below the foundation. To accomplish this, piping is installed through the basement floor or floor of the slab-on-grade structure (suction point), or below a liner to be installed in a crawlspace, and then connected to a fan that discharges the vapors above the roofline of the home. See the figures below.

Typically, one suction point in the slab or crawlspace will be sufficient to create the required negative pressure across the entire foundation of the home. In some cases, more suction points may be necessary. Additionally, cracks or other openings in the home's foundation will be sealed. The sealing is necessary to ensure the mitigation system is able to create the necessary negative pressure beneath the entire foundation of the home. The mitigation system proposed for your home is identical to those used elsewhere for radon mitigation.

Installation Process

The mitigation system will be designed by ARCADIS U.S., Inc. (ARCADIS), a RACER Trust contractor. ARCADIS will direct and oversee a subcontractor who will conduct the installation work. By signing the access agreement provided to you for this work, you will be allowing

Continued

ARCADIS to contact you to complete the following activities at times convenient to you and your household schedule:

1. An initial design visit will be completed by ARCADIS to identify the location of the mitigation system components for your home. During this visit the location of the mitigation suction point(s), to be installed through the basement or slab-on-grade floor or located within the crawlspace, will be identified. In addition, the location of the piping to be installed will be identified. Piping may be planned for installation along the outside of the home to the discharge point or up through the interior of the home (through a closet) and through the attic. The corresponding location of the fan will be on the piping outside of the home or within the attic. Any cracks or openings that require sealing will also be identified. This initial visit will take approximately 2 - 4 hours.
2. The installation of the mitigation system will be conducted on dates that are acceptable to you. An ARCADIS team member will accompany the installation contractor and facilitate the installation of the mitigation system per the ARCADIS design. The installation is expected to take one or two days in most cases.
3. An annual inspection will be conducted by ARCADIS to ensure the system is functioning properly. The foundation also will be inspected for any additional sealing that may be necessary.
4. Air sampling will be conducted within one month of the system installation to verify that VOCs in indoor air are below the action levels.

Health and Safety

RACER Trust is committed to the safety of its neighbors and the workers that will be performing the work inside your home. All work has and will be conducted in a safe manner that follows a Health and Safety Plan and other detailed plans prepared specifically for this project. RACER Trust will work closely with you to safely complete the work and limit disruptions.

For more information or to have questions and concerns addressed, please contact RACER Trust or IDEM as listed on page 1.

Information for Residents

During the design visit, the ARCADIS team member will review the mitigation system design with you. Aesthetics and your preferences will be considered as much as possible in the location of the system components. Note that some preferences may affect functionality or durability and may not be able to be incorporated. ARCADIS staff also



Site Background

The former General Motors Stamping Plant is located at 340 South White River Parkway West Drive. The property occupies approximately 90 acres.

In March 2011, the RACER Trust was created to clean up the contamination and position the property for redevelopment. RACER is driving the cleanup efforts resulting from these historical industrial manufacturing activities.

Numerous studies and cleanup activities have been conducted at the property since 2002. These activities have included investigations of the sub-surface soil and groundwater. RACER continues to further define the extent of chemicals of concern through additional off-site investigation and will conduct additional cleanup efforts in the coming year.

Continued

will ask for your input on any opening that you know of that may need to be sealed.

During the construction you can expect some loud noise while the concrete slab is being penetrated. The noise should not last longer than a half hour. Dust control measures will be utilized during this process to minimize the generation of dust. The sealant that will be used to seal cracks will be a low-odor, paintable product. The installation contractor is a licensed and insured contractor and will perform all work in compliance with local code requirements. The installation will be conducted at no cost to you.

Operation of the Mitigation System

The mitigation system utilizes an electric powered fan. The fan is designed to have a low energy usage. The energy usage will be calculated and local electric rates will be used to generate the cost that is associated with operation of the fan. You will be paid for the fan's electric usage, as calculated by Indianapolis Power & Light. Usage payments will be issued annually and will continue until the system is no longer necessary.

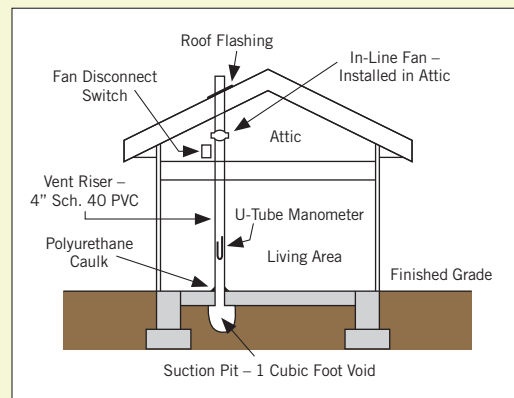
Upon installation of the system, an ARCADIS team member will show you the device (U-tube manometer) that has been installed on the system piping to indicate whether the system is functioning properly. If at any time the system is not functioning within the range marked on the monitoring device, or you notice damage to the system, contact the phone number listed on the system label and the necessary repairs will be made at no cost to you.

Decommissioning of the Mitigation System

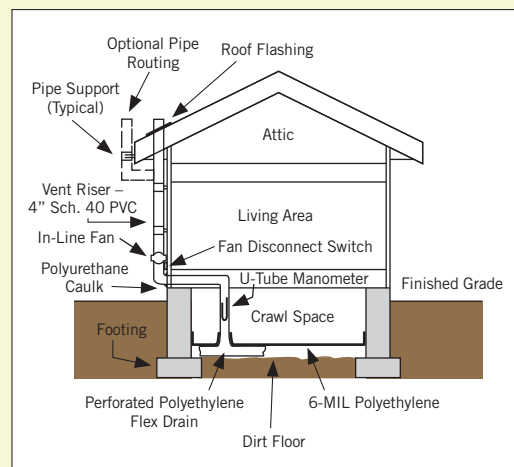
The planned groundwater remediation in the area is expected to reduce the VOCs in groundwater and subsequently reduce the VOCs present in the soil vapor beneath your home. When it is determined that the vapor levels of VOCs are below the IDEM action levels for mitigation, the operation of the mitigation system will no longer be necessary. A confirmation sampling event will be completed to confirm that VOC concentrations beneath your home are below the IDEM criteria. At that time, you will be notified and will be presented with the following options:

1. The homeowner may choose to continue to operate the system; however, the electricity cost and any maintenance will be the homeowner's responsibility.
2. The homeowner may choose to turn off the system and leave it in place.
3. The homeowner can request that the system be removed. At that time, the system will be removed at no cost to the homeowner.

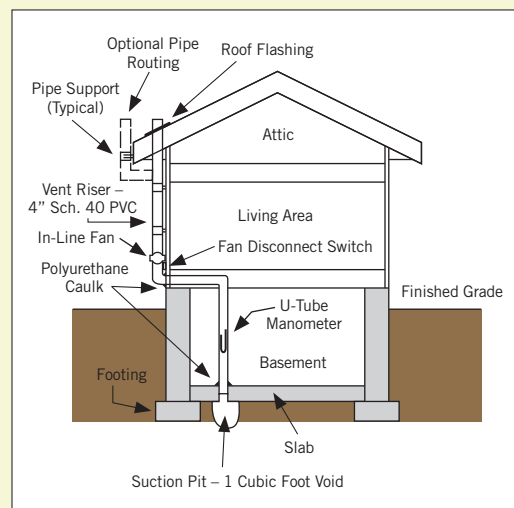
Examples of Typical Mitigation System Components



Slab



Crawl Space



Basement